

Average RPI Win:	228	WON-LOST	WINNING	LAST 10	STRENGTH OF	OPP. STRENGTH	TEAM	ADJ.	CONF.	ADJ CONF.
Average RPI Loss:	88	RECORD	PCT. RANK	GAMES	SCHEDULE	OF SCHEDULE	RPI	RPI	RPI	RPI

DIV. I ONLY	3- 2	126	0- 1	214	139	135	135	23	23
DIV. I NON-CONF.	3- 2	126	0- 1	214	139	135	135	23	23

TOTALS	RPI 1-25	RPI 26-50	W-L RECORDS	RPI 51-100	RPI 101-150	RPI 150+			
3- 2	0- 0	0- 0	OVERALL	0- 1	1- 1	2- 0			
0- 1	0- 0	0- 0	HOME	0- 1	0- 0	0- 0			
2- 1	0- 0	0- 0	AWAY	0- 0	1- 1	1- 0			
1- 0	0- 0	0- 0	NEUTRAL	0- 0	0- 0	1- 0			
3- 2	0- 0	0- 0	NON-CONFERENCE	0- 1	1- 1	2- 0			
0- 1	0- 0	0- 0	HOME	0- 1	0- 0	0- 0			
2- 1	0- 0	0- 0	AWAY	0- 0	1- 1	1- 0			
1- 0	0- 0	0- 0	NEUTRAL	0- 0	0- 0	1- 0			
0- 0	0- 0	0- 0	CONFERENCE	0- 0	0- 0	0- 0			
0- 0	0- 0	0- 0	HOME	0- 0	0- 0	0- 0			
0- 0	0- 0	0- 0	AWAY	0- 0	0- 0	0- 0			
0- 0	0- 0	0- 0	NEUTRAL	0- 0	0- 0	0- 0			

RPI 1-25				RPI 26-50				RPI 51-100				RPI 101+ Team's RPI: 135			
RPI	S	Opponent	Score	RPI	S	Opponent	Score	RPI	S	Opponent	Score	RPI	S	Opponent	Score
								56	H	Arkansas	68 80	120	A	Tulsa	63 75
												147	A	New Mexico St.	58 46
												210	N	Texas Southern	81 39
												326	A	UTEP	70 69

LAST 12 Division I GAMES:															
								56	H	Arkansas	68 80				
								120	A	Tulsa	63 75				
								326	A	UTEP	70 69				
								210	N	Texas Southern	81 39				
								147	A	New Mexico St.	58 46				

Non-Div I Games: Eastern N.M. 78 46 Howard Payne 98 43 Southwest (NM) 90 47 Schreiner 90 43 Abilene Christian

Average RPI	Win: 222	WON-LOST	WINNING	LAST 10	STRENGTH OF	OPP. STRENGTH	TEAM	ADJ.	CONF.	ADJ CONF.
Average RPI	Loss: 90	RECORD	PCT. RANK	GAMES	SCHEDULE	OF SCHEDULE	RPI	RPI	RPI	RPI
DIV. I ONLY		3- 5	218	0- 1	40	244	151	151	9	9
DIV. I NON-CONF.		3- 5	218	0- 1	40	244	151	151	9	9

TOTALS	RPI 1-25		RPI 26-50		W-L RECORDS		RPI 51-100		RPI 101-150	RPI 150+
3- 5	0- 1		1- 1		OVERALL		0- 1		0- 0	2- 2
2- 2	0- 0		1- 0		HOME		0- 0		0- 0	1- 2
1- 3	0- 1		0- 1		AWAY		0- 1		0- 0	1- 0
0- 0	0- 0		0- 0		NEUTRAL		0- 0		0- 0	0- 0
3- 5	0- 1		1- 1		NON-CONFERENCE		0- 1		0- 0	2- 2
2- 2	0- 0		1- 0		HOME		0- 0		0- 0	1- 2
1- 3	0- 1		0- 1		AWAY		0- 1		0- 0	1- 0
0- 0	0- 0		0- 0		NEUTRAL		0- 0		0- 0	0- 0
0- 0	0- 0		0- 0		CONFERENCE		0- 0		0- 0	0- 0
0- 0	0- 0		0- 0		HOME		0- 0		0- 0	0- 0
0- 0	0- 0		0- 0		AWAY		0- 0		0- 0	0- 0
0- 0	0- 0		0- 0		NEUTRAL		0- 0		0- 0	0- 0

RPI 1-25				RPI 26-50				RPI 51-100				RPI 101+ Team's RPI: 151			
RPI	S	Opponent	Score	RPI	S	Opponent	Score	RPI	S	Opponent	Score	RPI	S	Opponent	Score
17	A	Minnesota	50 67	30	A	Northeastern	41 54	55	A	Denver	66 92	166	H	George Mason	71 78
				35	H	Northern Colo.	69 57					180	H	Navy	47 54
												294	A	Army West Point	71 60
												337	H	Fairleigh Dickinson	85 37

LAST 12 Division I GAMES:															
17	A	Minnesota	50 67	180	H	Navy	47 54								
35	H	Northern Colo.	69 57	166	H	George Mason	71 78								
30	A	Northeastern	41 54												
294	A	Army West Point	71 60												
337	H	Fairleigh Dickinson	85 37												
55	A	Denver	66 92												

Non-Div I Games: Western St. 72 54

Air Force

Loss,
Non-Conf,
S Site,
H Home
A Away
N Neutral

Average RPI Win: **269**
 Average RPI Loss: **106**

WON-LOST
RECORD

WINNING
PCT. RANK

LAST 10
GAMES

STRENGTH OF
SCHEDULE

OPP. STRENGTH
OF SCHEDULE

TEAM
RPI

ADJ.
RPI

CONF.
RPI

ADJ CONF.
RPI

DIV. I ONLY	5- 2	81	0- 1	335	77	220	220	10	10
DIV. I NON-CONF.	5- 2	81	0- 1	335	77	220	220	10	10
TOTALS	RPI 1-25	RPI 26-50	W-L RECORDS	RPI 51-100	RPI 101-150	RPI 150+			
5- 2	0- 0	0- 0	OVERALL	0- 1	0- 1	5- 0			
2- 1	0- 0	0- 0	HOME	0- 1	0- 0	2- 0			
1- 1	0- 0	0- 0	AWAY	0- 0	0- 1	1- 0			
2- 0	0- 0	0- 0	NEUTRAL	0- 0	0- 0	2- 0			
5- 2	0- 0	0- 0	NON-CONFERENCE	0- 1	0- 1	5- 0			
2- 1	0- 0	0- 0	HOME	0- 1	0- 0	2- 0			
1- 1	0- 0	0- 0	AWAY	0- 0	0- 1	1- 0			
2- 0	0- 0	0- 0	NEUTRAL	0- 0	0- 0	2- 0			
0- 0	0- 0	0- 0	CONFERENCE	0- 0	0- 0	0- 0			
0- 0	0- 0	0- 0	HOME	0- 0	0- 0	0- 0			
0- 0	0- 0	0- 0	AWAY	0- 0	0- 0	0- 0			
0- 0	0- 0	0- 0	NEUTRAL	0- 0	0- 0	0- 0			

RPI 1-25				RPI 26-50				RPI 51-100				RPI 101+ Team's RPI: 220			
RPI	S	Opponent	Score	RPI	S	Opponent	Score	RPI	S	Opponent	Score	RPI	S	Opponent	Score
								67	H	Butler	47 63	144	A	Youngstown St.	61 72
												226	N	Oakland	85 65
												231	H	St. Bonaventure	67 58
												262	H	Eastern Ky.	63 54
												286	A	N. C. A&T	49 36
												338	N	Northern Ky.	77 60
LAST 12 Division I GAMES:															
				226	N	Oakland	85 65	67	H	Butler	47 63				
				286	A	N. C. A&T	49 36	231	H	St. Bonaventure	67 58				
								262	H	Eastern Ky.	63 54				
								144	A	Youngstown St.	61 72				
								338	N	Northern Ky.	77 60				

Non-Div I Games:

Akron

Alabama

Through Games Of Dec. 10, 2018

Average RPI Win: 147

Average RPI Loss: 121

WON-LOST RECORD

WINNING PCT. RANK

LAST 10 GAMES

STRENGTH OF SCHEDULE

OPP. STRENGTH OF SCHEDULE

TEAM RPI

ADJ. RPI

CONF. RPI

ADJ CONF. RPI

DIV. I ONLY

DIV. I NON-CONF.

6- 4

6- 4

126

126

0- 1

0- 1

30

30

218

218

72

72

72

72

5

5

5

5

TOTALS

RPI 1-25

RPI 26-50

W-L RECORDS

RPI 51-100

RPI 101-150

RPI 150+

6- 4

0- 0

2- 0

OVERALL

0- 1

0- 3

4- 0

5- 1

0- 0

2- 0

HOME

0- 0

0- 1

3- 0

1- 1

0- 0

0- 0

AWAY

0- 1

0- 0

1- 0

0- 2

0- 0

0- 0

NEUTRAL

0- 0

0- 2

0- 0

6- 4

0- 0

2- 0

NON-CONFERENCE

0- 1

0- 3

4- 0

5- 1

0- 0

2- 0

HOME

0- 0

0- 1

3- 0

1- 1

0- 0

0- 0

AWAY

0- 1

0- 0

1- 0

0- 2

0- 0

0- 0

NEUTRAL

0- 0

0- 2

0- 0

0- 0

0- 0

0- 0

CONFERENCE

0- 0

0- 0

0- 0

0- 0

0- 0

0- 0

HOME

0- 0

0- 0

0- 0

0- 0

0- 0

0- 0

AWAY

0- 0

0- 0

0- 0

0- 0

0- 0

0- 0

NEUTRAL

0- 0

0- 0

0- 0

RPI 1-25

RPI 26-50

RPI 51-100

Team's RPI: 72

RPI 101+

RPI S Opponent Score

RPI S Opponent Score

RPI S Opponent Score

RPI S Opponent Score

29 H Tulane 69 58

46 H Clemson 76 56

100 A Utah 62 72

119 N Louisiana Tech 62 79

120 N Tul sa 73 80

145 H South Alabama 67 72

152 H Southeastern La. 88 40

171 A SMU 62 61

233 H Stetson 59 47

250 H Grambl ing 73 55

LAST 12 Division I GAMES:

119 N Louisiana Tech 62 79

29 H Tulane 69 58

145 H South Alabama 67 72

120 N Tul sa 73 80

233 H Stetson 59 47

250 H Grambl ing 73 55

46 H Clemson 76 56

171 A SMU 62 61

100 A Utah 62 72

152 H Southeastern La. 88 40

Non-Div I Games:

Alabama

Loss, Non-Conf, S Site, H Home A Away N Neutral

Page 5

Non-Div I Games:

Alabama

Average RPI	Win: 308	WON-LOST	WINNING	LAST 10	STRENGTH OF	OPP. STRENGTH	TEAM	ADJ.	CONF.	ADJ CONF.
Average RPI	Loss: 212	RECORD	PCT. RANK	GAMES	SCHEDULE	OF SCHEDULE	RPI	RPI	RPI	RPI
DIV. I ONLY	2- 5	255	0- 1	200	346	272	272	27	27	
DIV. I NON-CONF.	2- 5	255	0- 1	200	346	272	272	27	27	

TOTALS	RPI 1-25	RPI 26-50	W-L RECORDS	RPI 51-100	RPI 101-150	RPI 150+				
2- 5	0- 0	0- 0	OVERALL	0- 1	0- 1	2- 3				
1- 1	0- 0	0- 0	HOME	0- 0	0- 0	1- 1				
1- 4	0- 0	0- 0	AWAY	0- 1	0- 1	1- 2				
0- 0	0- 0	0- 0	NEUTRAL	0- 0	0- 0	0- 0				
2- 5	0- 0	0- 0	NON-CONFERENCE	0- 1	0- 1	2- 3				
1- 1	0- 0	0- 0	HOME	0- 0	0- 0	1- 1				
1- 4	0- 0	0- 0	AWAY	0- 1	0- 1	1- 2				
0- 0	0- 0	0- 0	NEUTRAL	0- 0	0- 0	0- 0				
0- 0	0- 0	0- 0	CONFERENCE	0- 0	0- 0	0- 0				
0- 0	0- 0	0- 0	HOME	0- 0	0- 0	0- 0				
0- 0	0- 0	0- 0	AWAY	0- 0	0- 0	0- 0				
0- 0	0- 0	0- 0	NEUTRAL	0- 0	0- 0	0- 0				

RPI 1-25				RPI 26-50				RPI 51-100				RPI 101+ Team's RPI: 272					
RPI	S	Opponent	Score	RPI	S	Opponent	Score	RPI	S	Opponent	Score	RPI	S	Opponent	Score		
								96	A	Kansas	54	65	136	A	Illinois	60	88
												167	A	UAB	47	82	
												293	H	Tennessee St.	67	57	
												318	H	Lipscomb	58	62	
												322	A	Murray St.	59	53	
												344	A	Austin Peay	58	75	
LAST 12 Division I GAMES:																	
344	A	Austin Peay	58	75	136	A	Illinois	60	88								
322	A	Murray St.	59	53													
167	A	UAB	47	82													
96	A	Kansas	54	65													
318	H	Lipscomb	58	62													
293	H	Tennessee St.	67	57													

Non-Div I Games:

Alabama A&M

Average RPI Win: 0		WON-LOST RECORD		WINNING PCT. RANK		LAST 10 GAMES		STRENGTH OF SCHEDULE		OPP. STRENGTH OF SCHEDULE		TEAM RPI		ADJ. RPI		CONF. RPI		ADJ CONF. RPI	
Average RPI Loss: 127																			
DIV. I ONLY		0- 7		327		0- 1		15		309		239		239		27		27	
DIV. I NON-CONF.		0- 7		327		0- 1		15		309		239		239		27		27	
TOTALS		RPI 1-25		RPI 26-50		W-L RECORDS		RPI 51-100		RPI 101-150		RPI 150+							
0- 7		0- 1		0- 0		OVERALL		0- 2		0- 2		0- 2							
0- 2		0- 0		0- 0		HOME		0- 1		0- 0		0- 1							
0- 5		0- 1		0- 0		AWAY		0- 1		0- 2		0- 1							
0- 0		0- 0		0- 0		NEUTRAL		0- 0		0- 0		0- 0							
0- 7		0- 1		0- 0		NON-CONFERENCE		0- 2		0- 2		0- 2							
0- 2		0- 0		0- 0		HOME		0- 1		0- 0		0- 1							
0- 5		0- 1		0- 0		AWAY		0- 1		0- 2		0- 1							
0- 0		0- 0		0- 0		NEUTRAL		0- 0		0- 0		0- 0							
0- 0		0- 0		0- 0		CONFERENCE		0- 0		0- 0		0- 0							
0- 0		0- 0		0- 0		HOME		0- 0		0- 0		0- 0							
0- 0		0- 0		0- 0		AWAY		0- 0		0- 0		0- 0							
0- 0		0- 0		0- 0		NEUTRAL		0- 0		0- 0		0- 0							

RPI 1-25				RPI 26-50				RPI 51-100				RPI 101+ Team's RPI: 239			
RPI	S	Opponent	Score	RPI	S	Opponent	Score	RPI	S	Opponent	Score	RPI	S	Opponent	Score
15	A	Kentucky	35 87					69	A	Georgia Tech	42 69	105	A	North Ala.	42 68
								87	H	South Carolina	38 94	145	A	South Alabama	65 77
												203	A	Troy	46 116
												264	H	Samford	51 60

LAST 12 Division I GAMES:															
87	H	South Carolina	38 94	145	A	South Alabama	65 77	69	A	Georgia Tech	42 69	203	A	Troy	46 116
15	A	Kentucky	35 87					105	A	North Ala.	42 68	264	H	Samford	51 60

Non-Div I Games: Mobile 69 63

Alabama St.

Loss,
Non-Conf, S Site,
H Home
A Away
N Neutral

Average RPI Win:	331	WON-LOST	WINNING	LAST 10	STRENGTH OF	OPP. STRENGTH	TEAM	ADJ.	CONF.	ADJ CONF.
Average RPI Loss:	204	RECORD	PCT. RANK	GAMES	SCHEDULE	OF SCHEDULE	RPI	RPI	RPI	RPI
DIV. I ONLY	1- 9	324	0- 1	282	299	340	340	25	25	
DIV. I NON-CONF.	1- 9	324	0- 1	282	299	340	340	25	25	

TOTALS	RPI 1-25	RPI 26-50	W-L RECORDS	RPI 51-100	RPI 101-150	RPI 150+				
1- 9	0- 0	0- 0	OVERALL	0- 2	0- 1	1- 6				
1- 4	0- 0	0- 0	HOME	0- 0	0- 1	1- 3				
0- 5	0- 0	0- 0	AWAY	0- 2	0- 0	0- 3				
0- 0	0- 0	0- 0	NEUTRAL	0- 0	0- 0	0- 0				
1- 9	0- 0	0- 0	NON-CONFERENCE	0- 2	0- 1	1- 6				
1- 4	0- 0	0- 0	HOME	0- 0	0- 1	1- 3				
0- 5	0- 0	0- 0	AWAY	0- 2	0- 0	0- 3				
0- 0	0- 0	0- 0	NEUTRAL	0- 0	0- 0	0- 0				
0- 0	0- 0	0- 0	CONFERENCE	0- 0	0- 0	0- 0				
0- 0	0- 0	0- 0	HOME	0- 0	0- 0	0- 0				
0- 0	0- 0	0- 0	AWAY	0- 0	0- 0	0- 0				
0- 0	0- 0	0- 0	NEUTRAL	0- 0	0- 0	0- 0				

RPI 1-25				RPI 26-50				RPI 51-100				RPI 101+				Team's RPI: 340
RPI	S	Opponent	Score	RPI	S	Opponent	Score	RPI	S	Opponent	Score	RPI	S	Opponent	Score	
								98	A	Rutgers	39 65	116	H	Marist	56 74	
								99	A	South Fla.	37 74	168	A	Monmouth	56 64	
												198	H	Holy Cross	50 56	
												248	A	Cornell	34 48	
												266	H	Central Conn. St.	53 60	
												317	A	Lafayette	66 67	
												328	H	Canisius	42 48	
												331	H	Manhattan	60 54	
LAST 12 Division I GAMES:																
116	H	Marist	56 74	198	H	Holy Cross	50 56									
266	H	Central Conn. St.	53 60	168	A	Monmouth	56 64									
317	A	Lafayette	66 67	98	A	Rutgers	39 65									
328	H	Canisius	42 48	331	H	Manhattan	60 54									
				248	A	Cornell	34 48									
				99	A	South Fla.	37 74									

Non-Div I Games:

Albany (NY)

ADJ CONF.
RPI

RPI 1-25				RPI 26-50				RPI 51-100				RPI 101+ Team's RPI: 349			
RPI	S	Opponent	Score	RPI	S	Opponent	Score	RPI	S	Opponent	Score	RPI	S	Opponent	Score
												152	H	Southeastern La.	59 77
												167	A	UAB	53 80
												315	H	Central Ark.	46 57
												326	A	UTEP	51 77
												332	A	Northwestern St.	65 78
LAST 12 Division I GAMES:															
				167	A	UAB	53 80								
				315	H	Central Ark.	46 57								
				332	A	Northwestern St.	65 78								
				152	H	Southeastern La.	59 77								
				326	A	UTEP	51 77								

Average RPI Loss: 78

DIV. I ONLY	4- 4	159	0- 1	94	172	132	132	20	20
DIV. I NON-CONF.	4- 4	159	0- 1	94	172	132	132	20	20
TOTALS	RPI 1-25	RPI 26-50	W-L RECORDS	RPI 51-100	RPI 101-150	RPI 150+			
4- 4	0- 1	0- 0	OVERALL	0- 2	1- 1	3- 0			
3- 0	0- 0	0- 0	HOME	0- 0	1- 0	2- 0			
1- 2	0- 0	0- 0	AWAY	0- 1	0- 1	1- 0			
0- 2	0- 1	0- 0	NEUTRAL	0- 1	0- 0	0- 0			
4- 4	0- 1	0- 0	NON-CONFERENCE	0- 2	1- 1	3- 0			
3- 0	0- 0	0- 0	HOME	0- 0	1- 0	2- 0			
1- 2	0- 0	0- 0	AWAY	0- 1	0- 1	1- 0			
0- 2	0- 1	0- 0	NEUTRAL	0- 1	0- 0	0- 0			
0- 0	0- 0	0- 0	CONFERENCE	0- 0	0- 0	0- 0			
0- 0	0- 0	0- 0	HOME	0- 0	0- 0	0- 0			
0- 0	0- 0	0- 0	AWAY	0- 0	0- 0	0- 0			
0- 0	0- 0	0- 0	NEUTRAL	0- 0	0- 0	0- 0			

RPI 1-25				RPI 26-50				RPI 51-100				RPI 101+ Team's RPI: 132			
RPI	S	Opponent	Score	RPI	S	Opponent	Score	RPI	S	Opponent	Score	RPI	S	Opponent	Score
21	N	Stanford	49 71					55	A	Denver	54 83	120	H	Tul sa	68 52
								86	N	FGCU	71 90	149	A	Vi rgi ni a	54 57
												166	H	George Mason	86 71
												268	H	UMBC	64 42
												274	A	Hawai i	69 57
LAST 12 Di vi si on I GAMES:															
149	A	Vi rgi ni a	54 57	268	H	UMBC	64 42								
120	H	Tul sa	68 52	86	N	FGCU	71 90								
				21	N	Stanford	49 71								
				274	A	Hawai i	69 57								
				55	A	Denver	54 83								
				166	H	George Mason	86 71								

Non-Div I Games:

Ameri can

Average RPI Win:	296	WON-LOST	WINNING	LAST 10	STRENGTH OF	OPP. STRENGTH	TEAM	ADJ.	CONF.	ADJ CONF.
Average RPI Loss:	152	RECORD	PCT. RANK	GAMES	SCHEDULE	OF SCHEDULE	RPI	RPI	RPI	RPI
DIV. I ONLY	5- 4	145	0- 1	291	261	216	216	19	19	
DIV. I NON-CONF.	5- 4	145	0- 1	291	261	216	216	19	19	

TOTALS	RPI 1-25	RPI 26-50	W-L RECORDS	RPI 51-100	RPI 101-150	RPI 150+				
5- 4	0- 0	0- 0	OVERALL	0- 2	0- 0	5- 2				
4- 0	0- 0	0- 0	HOME	0- 0	0- 0	4- 0				
1- 4	0- 0	0- 0	AWAY	0- 2	0- 0	1- 2				
0- 0	0- 0	0- 0	NEUTRAL	0- 0	0- 0	0- 0				
5- 4	0- 0	0- 0	NON-CONFERENCE	0- 2	0- 0	5- 2				
4- 0	0- 0	0- 0	HOME	0- 0	0- 0	4- 0				
1- 4	0- 0	0- 0	AWAY	0- 2	0- 0	1- 2				
0- 0	0- 0	0- 0	NEUTRAL	0- 0	0- 0	0- 0				
0- 0	0- 0	0- 0	CONFERENCE	0- 0	0- 0	0- 0				
0- 0	0- 0	0- 0	HOME	0- 0	0- 0	0- 0				
0- 0	0- 0	0- 0	AWAY	0- 0	0- 0	0- 0				
0- 0	0- 0	0- 0	NEUTRAL	0- 0	0- 0	0- 0				

RPI 1-25				RPI 26-50				RPI 51-100				RPI 101+				Team's RPI: 216
RPI	S	Opponent	Score	RPI	S	Opponent	Score	RPI	S	Opponent	Score	RPI	S	Opponent	Score	
								69	A	Georgi a Tech	53 71	167	A	UAB	61 80	
								87	A	South Carol i na	50 80	221	H	El on	65 62	
												285	A	ETSU	64 95	
												305	H	Col. of Charleston	80 66	
												308	H	Marshall	74 52	
												312	A	Davi dson	81 78	
												335	H	UNC Greensboro	68 65	
LAST 12 Division I GAMES:																
				87	A	South Carolina	50 80	312	A	Davi dson	81 78					
				305	H	Col. of Charleston	80 66	335	H	UNC Greensboro	68 65					
				285	A	ETSU	64 95	69	A	Georgi a Tech	53 71					
				308	H	Marshall	74 52	167	A	UAB	61 80					
				221	H	El on	65 62									

Non-Div I Games:

Appalachian St.

A
r
i
z
o
n
a

Ari zona				Through Games Of Dec. 10, 2018								
Average RPI Win:		183	WON-LOST RECORD	WINNING PCT. RANK	LAST 10 GAMES	STRENGTH OF SCHEDULE	OPP. STRENGTH OF SCHEDULE	TEAM RPI	ADJ. RPI	CONF. RPI	ADJ CONF. RPI	
Average RPI Loss:		66										
DIV. I ONLY			8- 1	22	1- 0	262	33	78	78	2	2	
DIV. I NON-CONF.			8- 1	22	1- 0	262	33	78	78	2	2	

TOTALS		RPI 1-25	RPI 26-50		W-L RECORDS		RPI 51-100	RPI 101-150	RPI 150+			
8- 1		0- 0	0- 0		OVERALL		3- 1	0- 0	5- 0			
4- 1		0- 0	0- 0		HOME		2- 1	0- 0	2- 0			
2- 0		0- 0	0- 0		AWAY		0- 0	0- 0	2- 0			
2- 0		0- 0	0- 0		NEUTRAL		1- 0	0- 0	1- 0			
8- 1		0- 0	0- 0		NON-CONFERENCE		3- 1	0- 0	5- 0			
4- 1		0- 0	0- 0		HOME		2- 1	0- 0	2- 0			
2- 0		0- 0	0- 0		AWAY		0- 0	0- 0	2- 0			
2- 0		0- 0	0- 0		NEUTRAL		1- 0	0- 0	1- 0			
0- 0		0- 0	0- 0		CONFERENCE		0- 0	0- 0	0- 0			
0- 0		0- 0	0- 0		HOME		0- 0	0- 0	0- 0			
0- 0		0- 0	0- 0		AWAY		0- 0	0- 0	0- 0			
0- 0		0- 0	0- 0		NEUTRAL		0- 0	0- 0	0- 0			

RPI 1-25			RPI 26-50			RPI 51-100			Team's RPI: 78			
RPI	S	Opponent	Score	RPI	S	Opponent	Score	RPI	S	Opponent	Score	
								57	H	Montana	100 51	
								61	N	Portland	92 70	
								66	H	Loyola Marymount	64 66	
								70	H	Idaho St.	71 46	

LAST 12 Division I GAMES:												
				154	A	San Diego St.	69 60		277	A	Long Beach St.	70 43
				292	H	Incarnate Word	84 42		57	H	Montana	100 51
				298	H	South Carolina St.	73 32		70	H	Idaho St.	71 46
				61	N	Portland	92 70					
				252	N	Seattle U	84 54					
				66	H	Loyola Marymount	64 66					

A
r
i
z
o
n
a

Non-Div I Games:

Ari zona

Average RPI	Win:	137	WON-LOST	WINNING	LAST 10	STRENGTH OF	OPP. STRENGTH	TEAM	ADJ.	CONF.	ADJ CONF.
Average RPI	Loss:	9	RECORD	PCT. RANK	GAMES	SCHEDULE	OF SCHEDULE	RPI	RPI	RPI	RPI

DIV. I ONLY	7- 2	51	1- 0	83	17	34	34	2	2
DIV. I NON-CONF.	7- 2	51	1- 0	83	17	34	34	2	2
TOTALS	RPI 1-25	RPI 26-50	W-L RECORDS	RPI 51-100	RPI 101-150	RPI 150+			
7- 2	0- 2	0- 0	OVERALL	2- 0	3- 0	2- 0			
4- 1	0- 1	0- 0	HOME	1- 0	2- 0	1- 0			
2- 0	0- 0	0- 0	AWAY	1- 0	1- 0	0- 0			
1- 1	0- 1	0- 0	NEUTRAL	0- 0	0- 0	1- 0			
7- 2	0- 2	0- 0	NON-CONFERENCE	2- 0	3- 0	2- 0			
4- 1	0- 1	0- 0	HOME	1- 0	2- 0	1- 0			
2- 0	0- 0	0- 0	AWAY	1- 0	1- 0	0- 0			
1- 1	0- 1	0- 0	NEUTRAL	0- 0	0- 0	1- 0			
0- 0	0- 0	0- 0	CONFERENCE	0- 0	0- 0	0- 0			
0- 0	0- 0	0- 0	HOME	0- 0	0- 0	0- 0			
0- 0	0- 0	0- 0	AWAY	0- 0	0- 0	0- 0			
0- 0	0- 0	0- 0	NEUTRAL	0- 0	0- 0	0- 0			

RPI 1-25	RPI 26-50	Team's RPI: 34	RPI 51-100	RPI 101+
RPI S Opponent Score	RPI S Opponent Score		RPI S Opponent Score	RPI S Opponent Score
5 N Louisville 56 58			56 A Arkansas 88 85	119 H Louisiana Tech 80 44
13 H Baylor 59 65			75 H Southern U. 69 47	120 H Tulsa 70 52
				138 A Colorado St. 70 39
				162 N Southern Ill. 82 38
				292 H Incarnate Word 81 43
LAST 12 Division I GAMES:				
5 N Louisville 56 58	120 H Tulsa 70 52		138 A Colorado St. 70 39	
56 A Arkansas 88 85	75 H Southern U. 69 47		119 H Louisiana Tech 80 44	
13 H Baylor 59 65	162 N Southern Ill. 82 38			
292 H Incarnate Word 81 43				

Non-Div I Games:

Ari zona St.

Average RPI Win:	0	WON-LOST	WINNING	LAST 10	STRENGTH OF	OPP. STRENGTH	TEAM	ADJ.	CONF.	ADJ CONF.
Average RPI Loss:	102	RECORD	PCT. RANK	GAMES	SCHEDULE	OF SCHEDULE	RPI	RPI	RPI	RPI
DIV. I ONLY	0- 3	327	0- 0	3	259	161	161	27	27	
DIV. I NON-CONF.	0- 3	327	0- 0	3	259	161	161	27	27	

TOTALS	RPI 1-25	RPI 26-50	W-L RECORDS	RPI 51-100	RPI 101-150	RPI 150+				
0- 3	0- 1	0- 0	OVERALL	0- 1	0- 0	0- 1				
0- 0	0- 0	0- 0	HOME	0- 0	0- 0	0- 0				
0- 3	0- 1	0- 0	AWAY	0- 1	0- 0	0- 1				
0- 0	0- 0	0- 0	NEUTRAL	0- 0	0- 0	0- 0				
0- 3	0- 1	0- 0	NON-CONFERENCE	0- 1	0- 0	0- 1				
0- 0	0- 0	0- 0	HOME	0- 0	0- 0	0- 0				
0- 3	0- 1	0- 0	AWAY	0- 1	0- 0	0- 1				
0- 0	0- 0	0- 0	NEUTRAL	0- 0	0- 0	0- 0				
0- 0	0- 0	0- 0	CONFERENCE	0- 0	0- 0	0- 0				
0- 0	0- 0	0- 0	HOME	0- 0	0- 0	0- 0				
0- 0	0- 0	0- 0	AWAY	0- 0	0- 0	0- 0				
0- 0	0- 0	0- 0	NEUTRAL	0- 0	0- 0	0- 0				

RPI 1-25				RPI 26-50				RPI 51-100				RPI 101+ Team's RPI: 161			
RPI	S	Opponent	Score	RPI	S	Opponent	Score	RPI	S	Opponent	Score	RPI	S	Opponent	Score
17	A	Minnesota	42 84					54	A	Oregon St.	33 89	234	A	Wichita St.	39 76
LAST 12 Division I GAMES:															
17	A	Minnesota	42 84	54	A	Oregon St.	33 89	234	A	Wichita St.	39 76				

Non-Div I Games: Paul Quinn 68 52 Tougaloo 68 60

Ark. -Pine Bluff

Average RPI Win:	193	WON-LOST	WINNING	LAST 10	STRENGTH OF	OPP. STRENGTH	TEAM	ADJ.	CONF.	ADJ CONF.
Average RPI Loss:	57	RECORD	PCT. RANK	GAMES	SCHEDULE	OF SCHEDULE	RPI	RPI	RPI	RPI
DIV. I ONLY	7- 3	91	1- 0	80	116	56	56	5	5	
DIV. I NON-CONF.	7- 3	91	1- 0	80	116	56	56	5	5	

TOTALS	RPI 1-25	RPI 26-50	W-L RECORDS	RPI 51-100	RPI 101-150	RPI 150+				
7- 3	0- 1	0- 1	OVERALL	1- 0	2- 1	4- 0				
3- 1	0- 0	0- 1	HOME	1- 0	0- 0	2- 0				
2- 1	0- 1	0- 0	AWAY	0- 0	1- 0	1- 0				
2- 1	0- 0	0- 0	NEUTRAL	0- 0	1- 1	1- 0				
7- 3	0- 1	0- 1	NON-CONFERENCE	1- 0	2- 1	4- 0				
3- 1	0- 0	0- 1	HOME	1- 0	0- 0	2- 0				
2- 1	0- 1	0- 0	AWAY	0- 0	1- 0	1- 0				
2- 1	0- 0	0- 0	NEUTRAL	0- 0	1- 1	1- 0				
0- 0	0- 0	0- 0	CONFERENCE	0- 0	0- 0	0- 0				
0- 0	0- 0	0- 0	HOME	0- 0	0- 0	0- 0				
0- 0	0- 0	0- 0	AWAY	0- 0	0- 0	0- 0				
0- 0	0- 0	0- 0	NEUTRAL	0- 0	0- 0	0- 0				

RPI 1-25				RPI 26-50				RPI 51-100 Team's RPI: 56				RPI 101+			
RPI	S	Opponent	Score	RPI	S	Opponent	Score	RPI	S	Opponent	Score	RPI	S	Opponent	Score
8	A	Iowa St.	82 91	34	H	Arizona St.	85 88	85	H	Tennessee Tech	65 42	126	N	Wisconsin	69 68
												129	N	Pittsburgh	54 61
												135	A	Abilene Christian	80 68
												181	H	Oral Roberts	74 61
												196	A	UT Arlington	66 65
												293	N	Tennessee St.	79 55
												332	H	Northwestern St.	98 53
LAST 12 Division I GAMES:															
129	N	Pittsburgh	54 61	135	A	Abilene Christian	80 68	85	H	Tennessee Tech	65 42	8	A	Iowa St.	82 91
293	N	Tennessee St.	79 55	85	H	Tennessee Tech	65 42	8	A	Iowa St.	82 91	181	H	Oral Roberts	74 61
34	H	Arizona St.	85 88	8	A	Iowa St.	82 91	181	H	Oral Roberts	74 61	126	N	Wisconsin	69 68
196	A	UT Arlington	66 65	181	H	Oral Roberts	74 61	126	N	Wisconsin	69 68				
332	H	Northwestern St.	98 53	126	N	Wisconsin	69 68								

Non-Div I Games:

Arkansas

Average RPI	Win:	261	WON-LOST	WINNING	LAST 10	STRENGTH OF	OPP. STRENGTH	TEAM	ADJ.	CONF.	ADJ CONF.
Average RPI	Loss:	96	RECORD	PCT. RANK	GAMES	SCHEDULE	OF SCHEDULE	RPI	RPI	RPI	RPI
DIV. I ONLY		4- 4		159	1- 0	121	256	159	159	19	19
DIV. I NON-CONF.		4- 4		159	1- 0	121	256	159	159	19	19

TOTALS	RPI 1-25		RPI 26-50		W-L RECORDS	RPI 51-100		RPI 101-150		RPI 150+	
4- 4	0- 0		0- 0		OVERALL	0- 2		1- 2		3- 0	
3- 1	0- 0		0- 0		HOME	0- 0		1- 1		2- 0	
1- 3	0- 0		0- 0		AWAY	0- 2		0- 1		1- 0	
0- 0	0- 0		0- 0		NEUTRAL	0- 0		0- 0		0- 0	
4- 4	0- 0		0- 0		NON-CONFERENCE	0- 2		1- 2		3- 0	
3- 1	0- 0		0- 0		HOME	0- 0		1- 1		2- 0	
1- 3	0- 0		0- 0		AWAY	0- 2		0- 1		1- 0	
0- 0	0- 0		0- 0		NEUTRAL	0- 0		0- 0		0- 0	
0- 0	0- 0		0- 0		CONFERENCE	0- 0		0- 0		0- 0	
0- 0	0- 0		0- 0		HOME	0- 0		0- 0		0- 0	
0- 0	0- 0		0- 0		AWAY	0- 0		0- 0		0- 0	
0- 0	0- 0		0- 0		NEUTRAL	0- 0		0- 0		0- 0	

RPI 1-25				RPI 26-50				RPI 51-100				RPI 101+				Team's RPI: 159
RPI	S	Opponent	Score	RPI	S	Opponent	Score	RPI	S	Opponent	Score	RPI	S	Opponent	Score	
								64	A	UT Martin	91 97	104	A	Texas A&M	56 97	
								97	A	Oklahoma St.	60 62	119	H	Louisiana Tech	70 80	
												120	H	Tulsa	73 60	
												276	H	Memphis	77 66	
												322	H	Murray St.	74 63	
												326	A	UTEP	67 66	
LAST 12 Division I GAMES:																
120	H	Tulsa	73 60	326	A	UTEP	67 66	322	H	Murray St.	74 63	104	A	Texas A&M	56 97	
97	A	Oklahoma St.	60 62	119	H	Louisiana Tech	70 80	64	A	UT Martin	91 97	276	H	Memphis	77 66	

Non-Div I Games:

Arkansas St.

Average RPI Win:	312	WON-LOST	WINNING	LAST 10	STRENGTH OF	OPP. STRENGTH	TEAM	ADJ.	CONF.	ADJ CONF.
Average RPI Loss:	168	RECORD	PCT. RANK	GAMES	SCHEDULE	OF SCHEDULE	RPI	RPI	RPI	RPI
DIV. I ONLY	4- 5	192	1- 0	320	265	294	294	20	20	
DIV. I NON-CONF.	4- 5	192	1- 0	320	265	294	294	20	20	

TOTALS	RPI 1-25	RPI 26-50	W-L RECORDS	RPI 51-100	RPI 101-150	RPI 150+				
4- 5	0- 0	0- 1	OVERALL	0- 1	0- 0	4- 3				
2- 2	0- 0	0- 0	HOME	0- 1	0- 0	2- 1				
2- 3	0- 0	0- 1	AWAY	0- 0	0- 0	2- 2				
0- 0	0- 0	0- 0	NEUTRAL	0- 0	0- 0	0- 0				
4- 5	0- 0	0- 1	NON-CONFERENCE	0- 1	0- 0	4- 3				
2- 2	0- 0	0- 0	HOME	0- 1	0- 0	2- 1				
2- 3	0- 0	0- 1	AWAY	0- 0	0- 0	2- 2				
0- 0	0- 0	0- 0	NEUTRAL	0- 0	0- 0	0- 0				
0- 0	0- 0	0- 0	CONFERENCE	0- 0	0- 0	0- 0				
0- 0	0- 0	0- 0	HOME	0- 0	0- 0	0- 0				
0- 0	0- 0	0- 0	AWAY	0- 0	0- 0	0- 0				
0- 0	0- 0	0- 0	NEUTRAL	0- 0	0- 0	0- 0				

RPI 1-25				RPI 26-50				RPI 51-100				RPI 101+ Team's RPI: 294			
RPI	S	Opponent	Score	RPI	S	Opponent	Score	RPI	S	Opponent	Score	RPI	S	Opponent	Score
				42	A	TCU	38 63					151	H	Air Force	60 71
								68	H	St. John's (NY)	49 60	224	H	St. Francis Brooklyn	69 57
												279	A	Columbia	49 70
												299	A	Binghamton	47 60
												336	A	Wagner	61 46
												337	H	Fairleigh Dickinson	62 40
												350	A	LIU Brooklyn	57 42
LAST 12 Division I GAMES:															
				336	A	Wagner	61 46					151	H	Air Force	60 71
				337	H	Fairleigh Dickinson	62 40					68	H	St. John's (NY)	49 60
				42	A	TCU	38 63					279	A	Columbia	49 70
				224	H	St. Francis Brooklyn	69 57					350	A	LIU Brooklyn	57 42
				299	A	Binghamton	47 60								

Non-Div I Games:

Army West Point

Average RPI Win: 219

Average RPI Loss: 8

WON-LOST
RECORD

WINNING
PCT. RANK

LAST 10
GAMES

STRENGTH OF
SCHEDULE

OPP. STRENGTH
OF SCHEDULE

TEAM
RPI

ADJ.
RPI

CONF.
RPI

ADJ CONF.
RPI

DIV. I ONLY	6- 1	39	1- 0	184	114	41	41	5	5
DIV. I NON-CONF.	6- 1	39	1- 0	184	114	41	41	5	5
TOTALS	RPI 1-25	RPI 26-50	W-L RECORDS	RPI 51-100	RPI 101-150	RPI 150+			
6- 1	0- 1	0- 0	OVERALL	1- 0	0- 0	5- 0			
4- 0	0- 0	0- 0	HOME	0- 0	0- 0	4- 0			
2- 1	0- 1	0- 0	AWAY	1- 0	0- 0	1- 0			
0- 0	0- 0	0- 0	NEUTRAL	0- 0	0- 0	0- 0			
6- 1	0- 1	0- 0	NON-CONFERENCE	1- 0	0- 0	5- 0			
4- 0	0- 0	0- 0	HOME	0- 0	0- 0	4- 0			
2- 1	0- 1	0- 0	AWAY	1- 0	0- 0	1- 0			
0- 0	0- 0	0- 0	NEUTRAL	0- 0	0- 0	0- 0			
0- 0	0- 0	0- 0	CONFERENCE	0- 0	0- 0	0- 0			
0- 0	0- 0	0- 0	HOME	0- 0	0- 0	0- 0			
0- 0	0- 0	0- 0	AWAY	0- 0	0- 0	0- 0			
0- 0	0- 0	0- 0	NEUTRAL	0- 0	0- 0	0- 0			

RPI 1-25				RPI 26-50				Team's RPI: 41				RPI 51-100				RPI 101+			
RPI	S	Opponent	Score	RPI	S	Opponent	Score	RPI	S	Opponent	Score	RPI	S	Opponent	Score	RPI	S	Opponent	Score
8	A	Iowa St.	64 67									51	A	New Mexico	79 76	179	H	Oklahoma	95 79
																192	H	Nicholls St.	80 59
																250	H	Grambling	97 48
																306	A	Saint Joseph's	81 70
																334	H	Louisiana	71 59
LAST 12 Division I GAMES:																			
				306	A	Saint Joseph's	81 70	51	A	New Mexico	79 76								
				179	H	Oklahoma	95 79	8	A	Iowa St.	64 67								
				334	H	Louisiana	71 59												
				192	H	Nicholls St.	80 59												
				250	H	Grambling	97 48												

Non-Div I Games: Xavier (LA) 77 58

Auburn

Average RPI Win:	309	WON-LOST	WINNING	LAST 10	STRENGTH OF	OPP. STRENGTH	TEAM	ADJ.	CONF.	ADJ CONF.
Average RPI Loss:	216	RECORD	PCT. RANK	GAMES	SCHEDULE	OF SCHEDULE	RPI	RPI	RPI	RPI
DIV. I ONLY	3- 5	218	0- 0	350	180	344	344	21	21	
DIV. I NON-CONF.	3- 5	218	0- 0	350	180	344	344	21	21	

TOTALS	RPI 1-25	RPI 26-50	W-L RECORDS	RPI 51-100	RPI 101-150	RPI 150+				
3- 5	0- 0	0- 0	OVERALL	0- 0	0- 0	3- 5				
3- 1	0- 0	0- 0	HOME	0- 0	0- 0	3- 1				
0- 4	0- 0	0- 0	AWAY	0- 0	0- 0	0- 4				
0- 0	0- 0	0- 0	NEUTRAL	0- 0	0- 0	0- 0				
3- 5	0- 0	0- 0	NON-CONFERENCE	0- 0	0- 0	3- 5				
3- 1	0- 0	0- 0	HOME	0- 0	0- 0	3- 1				
0- 4	0- 0	0- 0	AWAY	0- 0	0- 0	0- 4				
0- 0	0- 0	0- 0	NEUTRAL	0- 0	0- 0	0- 0				
0- 0	0- 0	0- 0	CONFERENCE	0- 0	0- 0	0- 0				
0- 0	0- 0	0- 0	HOME	0- 0	0- 0	0- 0				
0- 0	0- 0	0- 0	AWAY	0- 0	0- 0	0- 0				
0- 0	0- 0	0- 0	NEUTRAL	0- 0	0- 0	0- 0				

RPI 1-25				RPI 26-50				RPI 51-100				RPI 101+				Team's RPI: 344	
RPI	S	Opponent	Score	RPI	S	Opponent	Score	RPI	S	Opponent	Score	RPI	S	Opponent	Score		
												153	A	Vanderbilt	70	99	
												187	A	Cincinnati	48	69	
												235	H	Mississippi Val.	89	95	
												251	A	Western Ill.	72	77	
												254	A	Illinois St.	49	61	
												272	H	Alabama A&M	75	58	
												318	H	Lipscomb	70	58	
												338	H	Northern Ky.	52	48	
LAST 12 Division I GAMES:																	
				272	H	Alabama A&M	75	58				254	A	Illinois St.	49	61	
				187	A	Cincinnati	48	69				251	A	Western Ill.	72	77	
												318	H	Lipscomb	70	58	
												338	H	Northern Ky.	52	48	
												235	H	Mississippi Val.	89	95	
												153	A	Vanderbilt	70	99	

Non-Div I Games: Christian Bros. 100 62 Trevecca Nazarene 90 78

Austin Peay

Average RPI Win:	192	WON-LOST	WINNING	LAST 10	STRENGTH OF	OPP. STRENGTH	TEAM	ADJ.	CONF.	ADJ CONF.
Average RPI Loss:	109	RECORD	PCT. RANK	GAMES	SCHEDULE	OF SCHEDULE	RPI	RPI	RPI	RPI
DIV. I ONLY	6- 3	98	0- 1	170	68	88	88	7	7	
DIV. I NON-CONF.	6- 3	98	0- 1	170	68	88	88	7	7	

TOTALS	RPI 1-25	RPI 26-50	W-L RECORDS	RPI 51-100	RPI 101-150	RPI 150+				
6- 3	0- 1	1- 0	OVERALL	1- 1	0- 0	4- 1				
2- 1	0- 1	0- 0	HOME	0- 0	0- 0	2- 0				
2- 2	0- 0	0- 0	AWAY	1- 1	0- 0	1- 1				
2- 0	0- 0	1- 0	NEUTRAL	0- 0	0- 0	1- 0				
6- 3	0- 1	1- 0	NON-CONFERENCE	1- 1	0- 0	4- 1				
2- 1	0- 1	0- 0	HOME	0- 0	0- 0	2- 0				
2- 2	0- 0	0- 0	AWAY	1- 1	0- 0	1- 1				
2- 0	0- 0	1- 0	NEUTRAL	0- 0	0- 0	1- 0				
0- 0	0- 0	0- 0	CONFERENCE	0- 0	0- 0	0- 0				
0- 0	0- 0	0- 0	HOME	0- 0	0- 0	0- 0				
0- 0	0- 0	0- 0	AWAY	0- 0	0- 0	0- 0				
0- 0	0- 0	0- 0	NEUTRAL	0- 0	0- 0	0- 0				

RPI 1-25				RPI 26-50				RPI 51-100 Team's RPI: 88				RPI 101+			
RPI	S	Opponent	Score	RPI	S	Opponent	Score	RPI	S	Opponent	Score	RPI	S	Opponent	Score
2	H	Cal i forni a	52 70	42	N	TCU	61 58	91	A	Utah St.	62 57	178	H	UC Ri versi de	72 70
								100	A	Utah	67 78	225	A	Southern Utah	64 67
												271	A	Utah Valley	77 51
												280	H	Eastern Wash.	80 65
												289	N	Cal i forni a Bapti st	76 69
LAST 12 Division I GAMES:															
100	A	Utah	67 78	91	A	Utah St.	62 57	280	H	Eastern Wash.	80 65				
271	A	Utah Valley	77 51					2	H	Cal i forni a	52 70				
225	A	Southern Utah	64 67					178	H	UC Ri versi de	72 70				
289	N	Cal i forni a Bapti st	76 69												
42	N	TCU	61 58												

Non-Div I Games:

BYU

Average RPI	Win: 233	WON-LOST	WINNING	LAST 10	STRENGTH OF	OPP. STRENGTH	TEAM	ADJ.	CONF.	ADJ CONF.
Average RPI	Loss: 114	RECORD	PCT. RANK	GAMES	SCHEDULE	OF SCHEDULE	RPI	RPI	RPI	RPI
DIV. I ONLY	2- 7	275	0- 1	234	46	296	296	10	10	
DIV. I NON-CONF.	2- 7	275	0- 1	234	46	296	296	10	10	

TOTALS	RPI 1-25	RPI 26-50	W-L RECORDS	RPI 51-100	RPI 101-150	RPI 150+				
2- 7	0- 0	0- 1	OVERALL	0- 3	0- 0	2- 3				
2- 2	0- 0	0- 0	HOME	0- 1	0- 0	2- 1				
0- 2	0- 0	0- 0	AWAY	0- 1	0- 0	0- 1				
0- 3	0- 0	0- 1	NEUTRAL	0- 1	0- 0	0- 1				
2- 7	0- 0	0- 1	NON-CONFERENCE	0- 3	0- 0	2- 3				
2- 2	0- 0	0- 0	HOME	0- 1	0- 0	2- 1				
0- 2	0- 0	0- 0	AWAY	0- 1	0- 0	0- 1				
0- 3	0- 0	0- 1	NEUTRAL	0- 1	0- 0	0- 1				
0- 0	0- 0	0- 0	CONFERENCE	0- 0	0- 0	0- 0				
0- 0	0- 0	0- 0	HOME	0- 0	0- 0	0- 0				
0- 0	0- 0	0- 0	AWAY	0- 0	0- 0	0- 0				
0- 0	0- 0	0- 0	NEUTRAL	0- 0	0- 0	0- 0				

RPI	S	Opponent	Score	RPI	S	Opponent	Score	RPI	S	Opponent	Score	RPI	S	Opponent	Score	Team's RPI: 296
45	N	Duke	62 79	65	H	Purdue	38 80	153	H	Vanderbil t	43 60	155	N	Fordham	70 78	
				67	A	Butler	47 64	187	H	Cinci nnati	75 63	238	A	Missouri St.	54 74	
				76	N	Qui nni pi ac	66 69	278	H	Cleveland St.	67 62					
LAST 12 Divisi on I GAMES:																
153	H	Vanderbil t	43 60	76	N	Qui nni pi ac	66 69									
67	A	Butler	47 64	45	N	Duke	62 79									
187	H	Cinci nnati	75 63	65	H	Purdue	38 80									
155	N	Fordham	70 78													
238	A	Missouri St.	54 74													
278	H	Cleveland St.	67 62													

Non-Div I Games:

Bal I St.

Average RPI Win:	116	WON-LOST	WINNING	LAST 10	STRENGTH OF	OPP. STRENGTH	TEAM	ADJ.	CONF.	ADJ CONF.
Average RPI Loss:	0	RECORD	PCT. RANK	GAMES	SCHEDULE	OF SCHEDULE	RPI	RPI	RPI	RPI
DIV. I ONLY	7- 0	1	1- 0	188	1	13	13	6	6	
DIV. I NON-CONF.	7- 0	1	1- 0	188	1	13	13	6	6	

TOTALS	RPI 1-25	RPI 26-50	W-L RECORDS	RPI 51-100	RPI 101-150	RPI 150+				
7- 0	1- 0	1- 0	OVERALL	2- 0	0- 0	3- 0				
3- 0	0- 0	0- 0	HOME	1- 0	0- 0	2- 0				
2- 0	0- 0	1- 0	AWAY	1- 0	0- 0	0- 0				
2- 0	1- 0	0- 0	NEUTRAL	0- 0	0- 0	1- 0				
7- 0	1- 0	1- 0	NON-CONFERENCE	2- 0	0- 0	3- 0				
3- 0	0- 0	0- 0	HOME	1- 0	0- 0	2- 0				
2- 0	0- 0	1- 0	AWAY	1- 0	0- 0	0- 0				
2- 0	1- 0	0- 0	NEUTRAL	0- 0	0- 0	1- 0				
0- 0	0- 0	0- 0	CONFERENCE	0- 0	0- 0	0- 0				
0- 0	0- 0	0- 0	HOME	0- 0	0- 0	0- 0				
0- 0	0- 0	0- 0	AWAY	0- 0	0- 0	0- 0				
0- 0	0- 0	0- 0	NEUTRAL	0- 0	0- 0	0- 0				

RPI 1-25 Team's RPI: 13				RPI 26-50				RPI 51-100				RPI 101+			
RPI S	Opponent	Score		RPI S	Opponent	Score		RPI S	Opponent	Score		RPI S	Opponent	Score	
7 N	South Dakota St.	72 66		34 A	Arizona St.	65 59		75 H	Southern U.	94 49		170 N	Georgetown	67 46	
								87 A	South Carolina	94 69		192 H	Nicholls St.	100 39	
												244 H	Saint Francis (PA)	116 58	
LAST 12 Division I GAMES:															
244 H	Saint Francis (PA)	116 58		87 A	South Carolina	94 69		170 N	Georgetown	67 46					
192 H	Nicholls St.	100 39						7 N	South Dakota St.	72 66					
								75 H	Southern U.	94 49					
				34 A	Arizona St.	65 59									

Non-Div I Games:

Baylor

B
e
l
m
o
n
t

Bel mont					Through Games Of Dec. 10, 2018								
Average RPI	Win:	191	WON-LOST	WINNING	LAST 10	STRENGTH OF	OPP. STRENGTH	TEAM	ADJ.	CONF.	ADJ CONF.		
Average RPI	Loss:	41	RECORD	PCT. RANK	GAMES	SCHEDULE	OF SCHEDULE	RPI	RPI	RPI	RPI		
DIV. I ONLY			5- 3	114	1- 0	57	146	50	50	21	21		
DIV. I NON-CONF.			5- 3	114	1- 0	57	146	50	50	21	21		

TOTALS		RPI 1-25	RPI 26-50		W-L RECORDS		RPI 51-100	RPI 101-150	RPI 150+				
5- 3	0- 1		0- 1		OVERALL		1- 1	2- 0	2- 0				
2- 1	0- 0		0- 0		HOME		0- 1	1- 0	1- 0				
3- 2	0- 1		0- 1		AWAY		1- 0	1- 0	1- 0				
0- 0	0- 0		0- 0		NEUTRAL		0- 0	0- 0	0- 0				
5- 3	0- 1		0- 1		NON-CONFERENCE		1- 1	2- 0	2- 0				
2- 1	0- 0		0- 0		HOME		0- 1	1- 0	1- 0				
3- 2	0- 1		0- 1		AWAY		1- 0	1- 0	1- 0				
0- 0	0- 0		0- 0		NEUTRAL		0- 0	0- 0	0- 0				
0- 0	0- 0		0- 0		CONFERENCE		0- 0	0- 0	0- 0				
0- 0	0- 0		0- 0		HOME		0- 0	0- 0	0- 0				
0- 0	0- 0		0- 0		AWAY		0- 0	0- 0	0- 0				
0- 0	0- 0		0- 0		NEUTRAL		0- 0	0- 0	0- 0				

RPI 1-25				RPI 26-50		Team's RPI: 50		RPI 51-100		RPI 101+			
RPI	S	Opponent	Score	RPI	S	Opponent	Score	RPI	S	Opponent	Score		
4	A	NC State	62 77	46	A	Clemson	62 65	71	A	Middle Tenn.	45 38		
								74	H	Tol edo	69 78		
										108	A	Wright St.	79 63
										120	H	Tul sa	78 53
										318	H	Lipscomb	83 43
										338	A	Northern Ky.	71 53

LAST 12 Division I GAMES:													
318	H	Lipscomb	83 43	71	A	Middle Tenn.	45 38						
46	A	Clemson	62 65	108	A	Wright St.	79 63						
74	H	Tol edo	69 78	120	H	Tul sa	78 53						
338	A	Northern Ky.	71 53	4	A	NC State	62 77						

B
e
l
m
o
n
t

Non-Div I Games:

Bel mont

Average RPI	Win:	286	WON-LOST	WINNING	LAST 10	STRENGTH OF	OPP. STRENGTH	TEAM	ADJ.	CONF.	ADJ CONF.
Average RPI	Loss:	186	RECORD	PCT. RANK	GAMES	SCHEDULE	OF SCHEDULE	RPI	RPI	RPI	RPI
DIV. I ONLY		3- 3		159	0- 0	319	206	243	243	32	32
DIV. I NON-CONF.		3- 3		159	0- 0	319	206	243	243	32	32
<hr/>											
TOTALS	RPI 1-25		RPI 26-50		W-L RECORDS	RPI 51-100		RPI 101-150		RPI 150+	
3- 3	0- 0		0- 0		OVERALL	0- 1		0- 0		3- 2	
2- 0	0- 0		0- 0		HOME	0- 0		0- 0		2- 0	
1- 3	0- 0		0- 0		AWAY	0- 1		0- 0		1- 2	
0- 0	0- 0		0- 0		NEUTRAL	0- 0		0- 0		0- 0	
3- 3	0- 0		0- 0		NON-CONFERENCE	0- 1		0- 0		3- 2	
2- 0	0- 0		0- 0		HOME	0- 0		0- 0		2- 0	
1- 3	0- 0		0- 0		AWAY	0- 1		0- 0		1- 2	
0- 0	0- 0		0- 0		NEUTRAL	0- 0		0- 0		0- 0	
0- 0	0- 0		0- 0		CONFERENCE	0- 0		0- 0		0- 0	
0- 0	0- 0		0- 0		HOME	0- 0		0- 0		0- 0	
0- 0	0- 0		0- 0		AWAY	0- 0		0- 0		0- 0	
0- 0	0- 0		0- 0		NEUTRAL	0- 0		0- 0		0- 0	

RPI 1-25				RPI 26-50				RPI 51-100				RPI 101+ Team's RPI : 243					
RPI	S	Opponent	Score	RPI	S	Opponent	Score	RPI	S	Opponent	Score	RPI	S	Opponent	Score		
								99	A	South Fla.	39	88	201	A	Flori da	53	64
													237	A	Jacksonvi lle	58	56
													257	A	Ga. Southern	76	77
													300	H	Li berty	81	76
													320	H	FIU	68	57
LAST 12 Di vi si on I GAMES:																	
				257	A	Ga. Southern	76	77	201	A	Flori da	53	64				
				320	H	FIU	68	57	237	A	Jacksonvi lle	58	56				
				99	A	South Fla.	39	88									
				300	H	Li berty	81	76									

Non-Div I Games: Flagler 74 59 Edward Waters 73 46

Bethune-Cookman

Average RPI	Win: 293	WON-LOST	WINNING	LAST 10	STRENGTH OF	OPP. STRENGTH	TEAM	ADJ.	CONF.	ADJ CONF.
Average RPI	Loss: 222	RECORD	PCT. RANK	GAMES	SCHEDULE	OF SCHEDULE	RPI	RPI	RPI	RPI
DIV. I ONLY	3- 5	218	0- 1	225	340	299	299	25	25	
DIV. I NON-CONF.	3- 5	218	0- 1	225	340	299	299	25	25	

TOTALS	RPI 1-25	RPI 26-50	W-L RECORDS	RPI 51-100	RPI 101-150	RPI 150+				
3- 5	0- 0	0- 0	OVERALL	0- 1	0- 0	3- 4				
3- 2	0- 0	0- 0	HOME	0- 0	0- 0	3- 2				
0- 3	0- 0	0- 0	AWAY	0- 1	0- 0	0- 2				
0- 0	0- 0	0- 0	NEUTRAL	0- 0	0- 0	0- 0				
3- 5	0- 0	0- 0	NON-CONFERENCE	0- 1	0- 0	3- 4				
3- 2	0- 0	0- 0	HOME	0- 0	0- 0	3- 2				
0- 3	0- 0	0- 0	AWAY	0- 1	0- 0	0- 2				
0- 0	0- 0	0- 0	NEUTRAL	0- 0	0- 0	0- 0				
0- 0	0- 0	0- 0	CONFERENCE	0- 0	0- 0	0- 0				
0- 0	0- 0	0- 0	HOME	0- 0	0- 0	0- 0				
0- 0	0- 0	0- 0	AWAY	0- 0	0- 0	0- 0				
0- 0	0- 0	0- 0	NEUTRAL	0- 0	0- 0	0- 0				

RPI 1-25				RPI 26-50				RPI 51-100				RPI 101+				Team's RPI : 299	
RPI	S	Opponent	Score	RPI	S	Opponent	Score	RPI	S	Opponent	Score	RPI	S	Opponent	Score		
								81	A	Ohio	49	86	156	H	Lehigh	55	65
												248	H	Cornell	72	61	
												249	H	Rider	57	62	
												294	H	Army West Point	60	47	
												309	A	Niagara	72	79	
												317	A	Lafayette	50	59	
												337	H	Fairleigh Dickinson	73	54	

LAST 12 Division I GAMES:																	
				249	H	Rider	57	62				337	H	Fairleigh Dickinson	73	54	
				309	A	Niagara	72	79				294	H	Army West Point	60	47	
												156	H	Lehigh	55	65	
												81	A	Ohio	49	86	
												317	A	Lafayette	50	59	
												248	H	Cornell	72	61	

Non-Div I Games: Charleston (WV) 69 62 Caldwell 73 54

Binghamton

Average RPI Win: 178

Average RPI Loss: 95

WON-LOST
RECORDWINNING
PCT. RANKLAST 10
GAMESSTRENGTH OF
SCHEDULEOPP. STRENGTH
OF SCHEDULETEAM
RPIADJ.
RPICONF.
RPIADJ CONF.
RPIDIV. I ONLY
DIV. I NON-CONF.4- 2
4- 298
981- 0
1- 0165
16558
58117
117117
1179
99
9

TOTALS

RPI 1-25

RPI 26-50

W-L RECORDS

RPI 51-100

RPI 101-150

RPI 150+

4- 2

0- 1

0- 0

OVERALL

0- 0

2- 0

2- 1

2- 1

0- 1

0- 0

HOME

0- 0

1- 0

1- 0

0- 1

0- 0

0- 0

AWAY

0- 0

0- 0

0- 1

2- 0

0- 0

0- 0

NEUTRAL

0- 0

1- 0

1- 0

4- 2

0- 1

0- 0

NON-CONFERENCE

0- 0

2- 0

2- 1

2- 1

0- 1

0- 0

HOME

0- 0

1- 0

1- 0

0- 1

0- 0

0- 0

AWAY

0- 0

0- 0

0- 1

2- 0

0- 0

0- 0

NEUTRAL

0- 0

1- 0

1- 0

0- 0

0- 0

0- 0

CONFERENCE

0- 0

0- 0

0- 0

0- 0

0- 0

0- 0

HOME

0- 0

0- 0

0- 0

0- 0

0- 0

0- 0

AWAY

0- 0

0- 0

0- 0

0- 0

0- 0

0- 0

NEUTRAL

0- 0

0- 0

0- 0

RPI 1-25

RPI 26-50

RPI 51-100

RPI 101+

Team's RPI: 117

RPI	S	Opponent	Score
5	H	Louisville	55 74

RPI	S	Opponent	Score
-----	---	----------	-------

RPI	S	Opponent	Score
-----	---	----------	-------

RPI	S	Opponent	Score
102	N	UNI	61 60
128	H	CSUN	74 63
185	A	Washington St.	71 95
202	N	Idaho	91 85
280	H	Eastern Wash.	67 55

LAST 12 Division I GAMES:

280	H	Eastern Wash.	67 55
185	A	Washington St.	71 95
102	N	UNI	61 60
202	N	Idaho	91 85
5	H	Louisville	55 74
128	H	CSUN	74 63

Non-Div I Games: Southern Ore. 91 46 Northwest Chrst. 93 26

Boi se St.

Loss, Non-Conf, S Site, H Home A Away N Neutral

Average RPI	Win:	229	WON-LOST	WINNING	LAST 10	STRENGTH OF	OPP. STRENGTH	TEAM	ADJ.	CONF.	ADJ CONF.
Average RPI	Loss:	72	RECORD	PCT. RANK	GAMES	SCHEDULE	OF SCHEDULE	RPI	RPI	RPI	RPI
DIV. I ONLY		8- 2		46	1- 0	198	186	118	118	1	1
DIV. I NON-CONF.		8- 2		46	1- 0	198	186	118	118	1	1

TOTALS	RPI 1-25		RPI 26-50		W-L RECORDS	RPI 51-100		RPI 101-150		RPI 150+	
8- 2	0- 1		0- 0		OVERALL	0- 0		2- 1		6- 0	
4- 2	0- 1		0- 0		HOME	0- 0		0- 1		4- 0	
2- 0	0- 0		0- 0		AWAY	0- 0		2- 0		0- 0	
2- 0	0- 0		0- 0		NEUTRAL	0- 0		0- 0		2- 0	
8- 2	0- 1		0- 0		NON-CONFERENCE	0- 0		2- 1		6- 0	
4- 2	0- 1		0- 0		HOME	0- 0		0- 1		4- 0	
2- 0	0- 0		0- 0		AWAY	0- 0		2- 0		0- 0	
2- 0	0- 0		0- 0		NEUTRAL	0- 0		0- 0		2- 0	
0- 0	0- 0		0- 0		CONFERENCE	0- 0		0- 0		0- 0	
0- 0	0- 0		0- 0		HOME	0- 0		0- 0		0- 0	
0- 0	0- 0		0- 0		AWAY	0- 0		0- 0		0- 0	
0- 0	0- 0		0- 0		NEUTRAL	0- 0		0- 0		0- 0	

RPI 1-25				RPI 26-50				RPI 51-100				RPI 101+ Team's RPI: 118			
RPI	S	Opponent	Score	RPI	S	Opponent	Score	RPI	S	Opponent	Score	RPI	S	Opponent	Score
17	H	Minnesota	69 77									107	A	Rhode Island	88 64
												127	H	Providence	57 61
												133	A	Houston	64 57
												198	H	Holy Cross	89 63
												249	N	Rider	112 61
												269	H	Bryant	83 46
												279	H	Columbia	74 60
												282	H	Saint Peter's	89 57
												311	N	Loyola Maryland	73 47

LAST 12 Division I GAMES:															
133	A	Houston	64 57	249	N	Rider	112 61								
198	H	Holy Cross	89 63	17	H	Minnesota	69 77								
282	H	Saint Peter's	89 57	269	H	Bryant	83 46								
107	A	Rhode Island	88 64	279	H	Columbia	74 60								
				127	H	Providence	57 61								
				311	N	Loyola Maryland	73 47								

Non-Div I Games:

Boston College

Average RPI	Win: 240	WON-LOST	WINNING	LAST 10	STRENGTH OF	OPP. STRENGTH	TEAM	ADJ.	CONF.	ADJ CONF.
Average RPI	Loss: 126	RECORD	PCT. RANK	GAMES	SCHEDULE	OF SCHEDULE	RPI	RPI	RPI	RPI
DIV. I ONLY	4- 3	134	0- 1	164	226	157	157	20	20	
DIV. I NON-CONF.	4- 3	134	0- 1	164	226	157	157	20	20	

TOTALS	RPI 1-25	RPI 26-50	W-L RECORDS	RPI 51-100	RPI 101-150	RPI 150+				
4- 3	0- 0	0- 1	OVERALL	0- 0	0- 1	4- 1				
4- 0	0- 0	0- 0	HOME	0- 0	0- 0	4- 0				
0- 3	0- 0	0- 1	AWAY	0- 0	0- 1	0- 1				
0- 0	0- 0	0- 0	NEUTRAL	0- 0	0- 0	0- 0				
4- 3	0- 0	0- 1	NON-CONFERENCE	0- 0	0- 1	4- 1				
4- 0	0- 0	0- 0	HOME	0- 0	0- 0	4- 0				
0- 3	0- 0	0- 1	AWAY	0- 0	0- 1	0- 1				
0- 0	0- 0	0- 0	NEUTRAL	0- 0	0- 0	0- 0				
0- 0	0- 0	0- 0	CONFERENCE	0- 0	0- 0	0- 0				
0- 0	0- 0	0- 0	HOME	0- 0	0- 0	0- 0				
0- 0	0- 0	0- 0	AWAY	0- 0	0- 0	0- 0				
0- 0	0- 0	0- 0	NEUTRAL	0- 0	0- 0	0- 0				

RPI	S	Opponent	Score	RPI	S	Opponent	Score	RPI	S	Opponent	Score	RPI	S	Opponent	Score
				30	A	Northeastern	51 81					116	A	Marist	57 68
												206	H	Delaware	72 61
												230	H	Brown	72 51
												232	A	Dartmouth	44 64
												255	H	New Hampshire	60 39
												269	H	Bryant	67 65
Team's RPI: 157															

LAST 12 Division I GAMES:															
232	A	Dartmouth	44 64	255	H	New Hampshire	60 39	116	A	Marist	57 68	230	H	Brown	72 51
206	H	Delaware	72 61	269	H	Bryant	67 65	230	H	Brown	72 51	30	A	Northeastern	51 81

Non-Div I Games:

Boston U.

Bowling Green

Through Games Of Dec. 10, 2018

Average RPI Win:	273	WON-LOST	WINNING	LAST 10	STRENGTH OF	OPP. STRENGTH	TEAM	ADJ.	CONF.	ADJ CONF.
Average RPI Loss:	110	RECORD	PCT. RANK	GAMES	SCHEDULE	OF SCHEDULE	RPI	RPI	RPI	RPI
DIV. I ONLY	4- 4	159	1- 0	101	287	142	142	10	10	
DIV. I NON-CONF.	4- 4	159	1- 0	101	287	142	142	10	10	

TOTALS	RPI 1-25	RPI 26-50	W-L RECORDS	RPI 51-100	RPI 101-150	RPI 150+				
4- 4	0- 0	0- 1	OVERALL	0- 1	0- 1	4- 1				
3- 0	0- 0	0- 0	HOME	0- 0	0- 0	3- 0				
1- 3	0- 0	0- 1	AWAY	0- 1	0- 0	1- 1				
0- 1	0- 0	0- 0	NEUTRAL	0- 0	0- 1	0- 0				
4- 4	0- 0	0- 1	NON-CONFERENCE	0- 1	0- 1	4- 1				
3- 0	0- 0	0- 0	HOME	0- 0	0- 0	3- 0				
1- 3	0- 0	0- 1	AWAY	0- 1	0- 0	1- 1				
0- 1	0- 0	0- 0	NEUTRAL	0- 0	0- 1	0- 0				
0- 0	0- 0	0- 0	CONFERENCE	0- 0	0- 0	0- 0				
0- 0	0- 0	0- 0	HOME	0- 0	0- 0	0- 0				
0- 0	0- 0	0- 0	AWAY	0- 0	0- 0	0- 0				
0- 0	0- 0	0- 0	NEUTRAL	0- 0	0- 0	0- 0				

RPI	S	Opponent	Score	RPI	S	Opponent	Score	RPI	S	Opponent	Score	RPI	S	Opponent	Score
31	A	Michigan St.	69 99	59	A	Xavier	49 65	143	N	Mercer	63 76	171	H	Loyola Chi cago	88 74
								207	A	Coastal Caro.	80 81	284	H	Robert Morris	61 60
								308	H	Marshall	99 76	328	A	Canisius	74 53
LAST 12 Division I GAMES:															
59	A	Xavier	49 65	328	A	Canisius	74 53								
143	N	Mercer	63 76	31	A	Michigan St.	69 99								
207	A	Coastal Caro.	80 81												
171	H	Loyola Chi cago	88 74												
284	H	Robert Morris	61 60												
308	H	Marshall	99 76												

Non-Div I Games:

Bowling Green

Loss,
Non-Conf, S Site, H Home A Away N Neutral

Average RPI Win:

226

Average RPI Loss:

0

WON-LOST
RECORD

6- 0

WINNING
PCT. RANK

1

LAST 10
GAMES

1- 0

STRENGTH OF
SCHEDULE

337

OPP. STRENGTH
OF SCHEDULE

50

TEAM
RPI

112

ADJ.
RPI

112

CONF.
RPI

14

ADJ CONF.
RPI

14

DIV. I ONLY
DIV. I NON-CONF.

6- 0

1

1- 0

337

50

112

112

14

14

TOTALS

RPI 1-25

RPI 26-50

W-L RECORDS

RPI 51-100

RPI 101-150

RPI 150+

6- 0

0- 0

0- 0

OVERALL

0- 0

0- 0

6- 0

4- 0

0- 0

0- 0

HOME

0- 0

0- 0

4- 0

1- 0

0- 0

0- 0

AWAY

0- 0

0- 0

1- 0

1- 0

0- 0

0- 0

NEUTRAL

0- 0

0- 0

1- 0

6- 0

0- 0

0- 0

NON-CONFERENCE

0- 0

0- 0

6- 0

4- 0

0- 0

0- 0

HOME

0- 0

0- 0

4- 0

1- 0

0- 0

0- 0

AWAY

0- 0

0- 0

1- 0

1- 0

0- 0

0- 0

NEUTRAL

0- 0

0- 0

1- 0

0- 0

0- 0

0- 0

CONFERENCE

0- 0

0- 0

0- 0

0- 0

0- 0

0- 0

HOME

0- 0

0- 0

0- 0

0- 0

0- 0

0- 0

AWAY

0- 0

0- 0

0- 0

0- 0

0- 0

0- 0

NEUTRAL

0- 0

0- 0

0- 0

RPI 1-25

RPI 26-50

RPI 51-100

RPI 101+

Team's RPI: 112

RPI S Opponent Score

RPI S Opponent Score

RPI S Opponent Score

RPI S Opponent Score

199	H	Se	85	79
206	N	De	59	47
226	H	Oa	73	64
229	H	Es	67	64
247	A	Fl	80	59
251	H	W	82	68

LAST 12 Division I GAMES:

199	H	Se	85	79	247	A	Fl	80	59
					251	H	W	82	68
					226	H	Oa	73	64
					229	H	Es	67	64
					206	N	De	59	47

Non-Div I Games:

Rockhurst

83 40

Bradley

Average RPI	Win:	250	WON-LOST	WINNING	LAST 10	STRENGTH OF	OPP. STRENGTH	TEAM	ADJ.	CONF.	ADJ CONF.
Average RPI	Loss:	142	RECORD	PCT. RANK	GAMES	SCHEDULE	OF SCHEDULE	RPI	RPI	RPI	RPI
DIV. I ONLY		5- 6		190	0- 1	249	179	230	230	17	17
DIV. I NON-CONF.		5- 6		190	0- 1	249	179	230	230	17	17
<hr/>											
TOTALS	RPI 1-25		RPI 26-50		W-L RECORDS	RPI 51-100		RPI 101-150		RPI 150+	
5- 6	0- 0		0- 0		OVERALL	0- 2		0- 1		5- 3	
3- 2	0- 0		0- 0		HOME	0- 1		0- 0		3- 1	
1- 4	0- 0		0- 0		AWAY	0- 1		0- 1		1- 2	
1- 0	0- 0		0- 0		NEUTRAL	0- 0		0- 0		1- 0	
5- 6	0- 0		0- 0		NON-CONFERENCE	0- 2		0- 1		5- 3	
3- 2	0- 0		0- 0		HOME	0- 1		0- 0		3- 1	
1- 4	0- 0		0- 0		AWAY	0- 1		0- 1		1- 2	
1- 0	0- 0		0- 0		NEUTRAL	0- 0		0- 0		1- 0	
0- 0	0- 0		0- 0		CONFERENCE	0- 0		0- 0		0- 0	
0- 0	0- 0		0- 0		HOME	0- 0		0- 0		0- 0	
0- 0	0- 0		0- 0		AWAY	0- 0		0- 0		0- 0	
0- 0	0- 0		0- 0		NEUTRAL	0- 0		0- 0		0- 0	

RPI 1-25				RPI 26-50				RPI 51-100				RPI 101+				Team's RPI: 230	
RPI	S	Opponent	Score	RPI	S	Opponent	Score	RPI	S	Opponent	Score	RPI	S	Opponent	Score		
								53	A	Maine	96	102	107	A	Rhode Island	67	72
								58	H	Bucknell	78	91	157	A	Boston U.	51	72
													198	A	Holy Cross	89	85
													205	H	Massachusetts	61	90
													255	H	New Hampshire	76	70
													260	H	Fairfield	68	49
													266	H	Central Conn. St.	68	63
													269	A	Bryant	57	75
													269	N	Bryant	84	68
LAST 12 Division I GAMES:																	
107	A	Rhode Island	67	72	260	H	Fairfield	68	49								
53	A	Maine	96	102	198	A	Holy Cross	89	85								
269	N	Bryant	84	68	255	H	New Hampshire	76	70								
58	H	Bucknell	78	91	157	A	Boston U.	51	72								
205	H	Massachusetts	61	90	269	A	Bryant	57	75								
					266	H	Central Conn. St.	68	63								

Non-Div I Games: Johnson & Wales (RI) 78 46

Brown

Average RPI	Win:	270	WON-LOST	WINNING	LAST 10	STRENGTH OF	OPP. STRENGTH	TEAM	ADJ.	CONF.	ADJ CONF.
Average RPI	Loss:	163	RECORD	PCT. RANK	GAMES	SCHEDULE	OF SCHEDULE	RPI	RPI	RPI	RPI
DIV. I ONLY		2- 8	288	0- 1	180	216	269	269	31	31	
DIV. I NON-CONF.		2- 8	288	0- 1	180	216	269	269	31	31	

TOTALS	RPI 1-25		RPI 26-50		W-L RECORDS	RPI 51-100		RPI 101-150		RPI 150+	
2- 8	0- 0		0- 0		OVERALL	0- 1		0- 2		2- 5	
1- 1	0- 0		0- 0		HOME	0- 1		0- 0		1- 0	
1- 5	0- 0		0- 0		AWAY	0- 0		0- 1		1- 4	
0- 2	0- 0		0- 0		NEUTRAL	0- 0		0- 1		0- 1	
2- 8	0- 0		0- 0		NON-CONFERENCE	0- 1		0- 2		2- 5	
1- 1	0- 0		0- 0		HOME	0- 1		0- 0		1- 0	
1- 5	0- 0		0- 0		AWAY	0- 0		0- 1		1- 4	
0- 2	0- 0		0- 0		NEUTRAL	0- 0		0- 1		0- 1	
0- 0	0- 0		0- 0		CONFERENCE	0- 0		0- 0		0- 0	
0- 0	0- 0		0- 0		HOME	0- 0		0- 0		0- 0	
0- 0	0- 0		0- 0		AWAY	0- 0		0- 0		0- 0	
0- 0	0- 0		0- 0		NEUTRAL	0- 0		0- 0		0- 0	

RPI 1-25				RPI 26-50				RPI 51-100				RPI 101+ Team's RPI: 269			
RPI	S	Opponent	Score	RPI	S	Opponent	Score	RPI	S	Opponent	Score	RPI	S	Opponent	Score
								53	H	Maine	57	74			
												118	A	Boston College	46
												127	N	Providence	64
												157	A	Boston U.	65
												158	A	Hartford	57
												209	A	West Virginia	48
												230	H	Brown	75
												230	N	Brown	68
												255	A	New Hampshire	74
												310	A	UMass Lowell	58

LAST 12 Division I GAMES:															
127	N	Providence	64	72	209	A	West Virginia	48	94	53	H	Maine	57	74	
158	A	Hartford	57	67	230	H	Brown	75	57	310	A	UMass Lowell	58	57	
118	A	Boston College	46	83											
230	N	Brown	68	84											
255	A	New Hampshire	74	79											
157	A	Boston U.	65	67											

Non-Div I Games:

Bryant

Average RPI	Win:	205	WON-LOST	WINNING	LAST 10	STRENGTH OF	OPP. STRENGTH	TEAM	ADJ.	CONF.	ADJ CONF.
Average RPI	Loss:	80	RECORD	PCT. RANK	GAMES	SCHEDULE	OF SCHEDULE	RPI	RPI	RPI	RPI
DIV. I ONLY		7- 2		51	1- 0	207	92	58	58	20	20
DIV. I NON-CONF.		7- 2		51	1- 0	207	92	58	58	20	20

TOTALS	RPI 1-25		RPI 26-50		W-L RECORDS	RPI 51-100		RPI 101-150		RPI 150+	
7- 2	0- 1		0- 0		OVERALL	1- 0		0- 1		6- 0	
2- 0	0- 0		0- 0		HOME	1- 0		0- 0		1- 0	
3- 2	0- 1		0- 0		AWAY	0- 0		0- 1		3- 0	
2- 0	0- 0		0- 0		NEUTRAL	0- 0		0- 0		2- 0	
7- 2	0- 1		0- 0		NON-CONFERENCE	1- 0		0- 1		6- 0	
2- 0	0- 0		0- 0		HOME	1- 0		0- 0		1- 0	
3- 2	0- 1		0- 0		AWAY	0- 0		0- 1		3- 0	
2- 0	0- 0		0- 0		NEUTRAL	0- 0		0- 0		2- 0	
0- 0	0- 0		0- 0		CONFERENCE	0- 0		0- 0		0- 0	
0- 0	0- 0		0- 0		HOME	0- 0		0- 0		0- 0	
0- 0	0- 0		0- 0		AWAY	0- 0		0- 0		0- 0	
0- 0	0- 0		0- 0		NEUTRAL	0- 0		0- 0		0- 0	

RPI 1-25	RPI 26-50	RPI 51-100	Team's RPI: 58	RPI 101+
RPI S Opponent Score	RPI S Opponent Score	RPI S Opponent Score		RPI S Opponent Score
11 A Syracuse 56 70		76 H Quinnipiac 75 58		148 A Drexel 42 64
				168 A Monmouth 70 32
				205 N Massachusetts 77 58
				230 A Brown 91 78
				231 A St. Bonaventure 77 46
				260 N Fairfield 77 54
				265 H Iona 81 43
LAST 12 Division I GAMES:				
230 A Brown 91 78	265 H Iona 81 43	231 A St. Bonaventure 77 46	168 A Monmouth 70 32	
260 N Fairfield 77 54				
205 N Massachusetts 77 58				
11 A Syracuse 56 70				
148 A Drexel 42 64				
76 H Quinnipiac 75 58				

Non-Div I Games:

Bucknell I

Average RPI Win:	236	WON-LOST	WINNING	LAST 10	STRENGTH OF	OPP. STRENGTH	TEAM	ADJ.	CONF.	ADJ CONF.
Average RPI Loss:	47	RECORD	PCT. RANK	GAMES	SCHEDULE	OF SCHEDULE	RPI	RPI	RPI	RPI
DIV. I ONLY	6- 2	68	0- 1	295	63	109	109	10	10	
DIV. I NON-CONF.	6- 2	68	0- 1	295	63	109	109	10	10	

TOTALS	RPI 1-25	RPI 26-50	W-L RECORDS	RPI 51-100	RPI 101-150	RPI 150+				
6- 2	1- 1	0- 0	OVERALL	0- 1	0- 0	5- 0				
1- 0	0- 0	0- 0	HOME	0- 0	0- 0	1- 0				
3- 2	0- 1	0- 0	AWAY	0- 1	0- 0	3- 0				
2- 0	1- 0	0- 0	NEUTRAL	0- 0	0- 0	1- 0				
6- 2	1- 1	0- 0	NON-CONFERENCE	0- 1	0- 0	5- 0				
1- 0	0- 0	0- 0	HOME	0- 0	0- 0	1- 0				
3- 2	0- 1	0- 0	AWAY	0- 1	0- 0	3- 0				
2- 0	1- 0	0- 0	NEUTRAL	0- 0	0- 0	1- 0				
0- 0	0- 0	0- 0	CONFERENCE	0- 0	0- 0	0- 0				
0- 0	0- 0	0- 0	HOME	0- 0	0- 0	0- 0				
0- 0	0- 0	0- 0	AWAY	0- 0	0- 0	0- 0				
0- 0	0- 0	0- 0	NEUTRAL	0- 0	0- 0	0- 0				

RPI 1-25				RPI 26-50				RPI 51-100				RPI 101+				Team's RPI: 109
RPI	S	Opponent	Score	RPI	S	Opponent	Score	RPI	S	Opponent	Score	RPI	S	Opponent	Score	
7	N	South Dakota St.	61 55					83	A	Dayton	59 72	170	N	Georgetown	73 64	
10	A	Oregon	82 102									266	A	Central Conn. St.	82 69	
												309	H	Niagara	88 61	
												328	A	Canisius	84 66	
												333	A	UMES	69 63	
LAST 12 Division I GAMES:																
10	A	Oregon	82 102	83	A	Dayton	59 72	328	A	Canisius	84 66					
309	H	Niagara	88 61	266	A	Central Conn. St.	82 69	7	N	South Dakota St.	61 55					
333	A	UMES	69 63	170	N	Georgetown	73 64									

Non-Div I Games:

Buffalo

Average RPI Win: 269

Average RPI Loss: 19

WON-LOST
RECORDWINNING
PCT. RANKLAST 10
GAMESSTRENGTH OF
SCHEDULEOPP. STRENGTH
OF SCHEDULETEAM
RPIADJ.
RPICONF.
RPIADJ CONF.
RPIDIV. I ONLY
DIV. I NON-CONF.7- 1
7- 127
271- 0
1- 0178
178302
30267
6767
674
44
4

TOTALS

RPI 1-25

RPI 26-50

W-L RECORDS

RPI 51-100

RPI 101-150

RPI 150+

7- 1 0- 1

6- 0 0- 0

1- 1 0- 1

0- 0 0- 0

0- 0

0- 0

0- 0

0- 0

OVERALL

HOME

AWAY

NEUTRAL

0- 0

0- 0

0- 0

0- 0

0- 0

0- 0

0- 0

0- 0

7- 0

6- 0

1- 0

0- 0

7- 1 0- 1

6- 0 0- 0

1- 1 0- 1

0- 0 0- 0

0- 0

0- 0

0- 0

0- 0

NON-CONFERENCE

HOME

AWAY

NEUTRAL

0- 0

0- 0

0- 0

0- 0

0- 0

0- 0

0- 0

0- 0

7- 0

6- 0

1- 0

0- 0

0- 0 0- 0

0- 0 0- 0

0- 0 0- 0

0- 0 0- 0

0- 0

0- 0

0- 0

0- 0

CONFERENCE

HOME

AWAY

NEUTRAL

0- 0

0- 0

0- 0

0- 0

0- 0

0- 0

0- 0

0- 0

0- 0

0- 0

0- 0

0- 0

RPI 1-25

RPI 26-50

RPI 51-100

Team's RPI: 67

RPI 101+

RPI	S	Opponent	Score
19	A	Indiana	46 66

RPI	S	Opponent	Score
-----	---	----------	-------

RPI	S	Opponent	Score
-----	---	----------	-------

RPI	S	Opponent	Score
220	A	Akron	63 47
229	H	Eastern Ill.	72 37
251	H	Western Ill.	92 51
254	H	Illinois St.	58 56
296	H	Ball St.	64 47
310	H	UMass Lowell	89 36
322	H	Murray St.	86 65

LAST 12 Division I GAMES:

220	A	Akron	63	47
19	A	Indiana	46	66
296	H	Ball St.	64	47

254	H	Illinois St.	58	56
310	H	UMass Lowell	89	36
251	H	Western Ill.	92	51
322	H	Murray St.	86	65
229	H	Eastern Ill.	72	37

Butler

Butler

Non-Div I Games:

Butler

Average RPI Win:	205	WON-LOST	WINNING	LAST 10	STRENGTH OF	OPP. STRENGTH	TEAM	ADJ.	CONF.	ADJ CONF.
Average RPI Loss:	242	RECORD	PCT. RANK	GAMES	SCHEDULE	OF SCHEDULE	RPI	RPI	RPI	RPI

DIV. I ONLY	2- 5	255	0- 1	270	286	270	270	30	30
DIV. I NON-CONF.	2- 5	255	0- 1	270	286	270	270	30	30
TOTALS	RPI 1-25	RPI 26-50	W-L RECORDS	RPI 51-100	RPI 101-150	RPI 150+			
2- 5	0- 0	0- 0	OVERALL	0- 0	1- 0	1- 5			
1- 0	0- 0	0- 0	HOME	0- 0	1- 0	0- 0			
1- 5	0- 0	0- 0	AWAY	0- 0	0- 0	1- 5			
0- 0	0- 0	0- 0	NEUTRAL	0- 0	0- 0	0- 0			
2- 5	0- 0	0- 0	NON-CONFERENCE	0- 0	1- 0	1- 5			
1- 0	0- 0	0- 0	HOME	0- 0	1- 0	0- 0			
1- 5	0- 0	0- 0	AWAY	0- 0	0- 0	1- 5			
0- 0	0- 0	0- 0	NEUTRAL	0- 0	0- 0	0- 0			
0- 0	0- 0	0- 0	CONFERENCE	0- 0	0- 0	0- 0			
0- 0	0- 0	0- 0	HOME	0- 0	0- 0	0- 0			
0- 0	0- 0	0- 0	AWAY	0- 0	0- 0	0- 0			
0- 0	0- 0	0- 0	NEUTRAL	0- 0	0- 0	0- 0			

RPI 1-25	RPI 26-50	RPI 51-100	RPI 101+	Team's RPI: 270
RPI S Opponent Score	RPI S Opponent Score	RPI S Opponent Score	RPI S Opponent Score	
			108 H Wright St.	76 74
			193 A Cal St. Fullerton	56 64
			200 A UC Irvine	78 85
			228 A San Jose St.	72 82
			263 A Omaha	46 53
			301 A UC Santa Barbara	56 48
			326 A UTEP	47 53
LAST 12 Division I GAMES:				
193 A Cal St. Fullerton	56 64	263 A Omaha	46 53	
200 A UC Irvine	78 85			
228 A San Jose St.	72 82			
326 A UTEP	47 53			
301 A UC Santa Barbara	56 48			
108 H Wright St.	76 74			

Non-Div I Games: Whittier 74 46 Westcliff 91 37

Average RPI Win:	203	WON-LOST	WINNING	LAST 10	STRENGTH OF	OPP. STRENGTH	TEAM	ADJ.	CONF.	ADJ CONF.
Average RPI Loss:	93	RECORD	PCT. RANK	GAMES	SCHEDULE	OF SCHEDULE	RPI	RPI	RPI	RPI
DIV. I ONLY	5- 6	190	0- 1	84	105	128	128	22	22	
DIV. I NON-CONF.	5- 6	190	0- 1	84	105	128	128	22	22	

TOTALS	RPI 1-25	RPI 26-50	W-L RECORDS	RPI 51-100	RPI 101-150	RPI 150+				
5- 6	0- 2	0- 0	OVERALL	0- 1	1- 1	4- 2				
3- 2	0- 0	0- 0	HOME	0- 1	0- 0	3- 1				
2- 4	0- 2	0- 0	AWAY	0- 0	1- 1	1- 1				
0- 0	0- 0	0- 0	NEUTRAL	0- 0	0- 0	0- 0				
5- 6	0- 2	0- 0	NON-CONFERENCE	0- 1	1- 1	4- 2				
3- 2	0- 0	0- 0	HOME	0- 1	0- 0	3- 1				
2- 4	0- 2	0- 0	AWAY	0- 0	1- 1	1- 1				
0- 0	0- 0	0- 0	NEUTRAL	0- 0	0- 0	0- 0				
0- 0	0- 0	0- 0	CONFERENCE	0- 0	0- 0	0- 0				
0- 0	0- 0	0- 0	HOME	0- 0	0- 0	0- 0				
0- 0	0- 0	0- 0	AWAY	0- 0	0- 0	0- 0				
0- 0	0- 0	0- 0	NEUTRAL	0- 0	0- 0	0- 0				

RPI	S	Opponent	Score	RPI	S	Opponent	Score	RPI	S	Opponent	Score	RPI	S	Opponent	Score	Team's RPI: 128
2	A	Cal i forn i a	42 67					66	H	Loyol a Marymount	53 72	117	A	Boi se St.	63 74	
9	A	Drake	63 73									123	A	Santa Clara	53 38	
												154	H	San Diego St.	77 74	
												163	H	Harvard	55 75	
												185	H	Washi ngton St.	65 52	
												202	A	I daho	73 88	
												263	A	Omaha	64 52	
												289	H	Cal i forn i a Bapti st	73 67	

LAST 12 Divi s i on I GAMES:																
185	H	Washington St.	65 52	163	H	Harvard	55 75									
9	A	Drake	63 73	154	H	San Diego St.	77 74									
263	A	Omaha	64 52	66	H	Loyol a Marymount	53 72									
117	A	Boi se St.	63 74	2	A	Cal i forn i a	42 67									
202	A	I daho	73 88	123	A	Santa Clara	53 38									
				289	H	Cal i forn i a Bapti st	73 67									

Non-Di v I Games:

CSUN

C
a
l
P
o
l
y

Cal Poly		Through Games Of Dec. 10, 2018									
Average RPI	Win: 280	WON-LOST	WINNING	LAST 10	STRENGTH OF	OPP. STRENGTH	TEAM	ADJ.	CONF.	ADJ CONF.	
Average RPI	Loss: 146	RECORD	PCT. RANK	GAMES	SCHEDULE	OF SCHEDULE	RPI	RPI	RPI	RPI	
DIV. I ONLY		1- 7	307	0- 1	199	205	314	314	22	22	
DIV. I NON-CONF.		1- 7	307	0- 1	199	205	314	314	22	22	

TOTALS	RPI 1-25	RPI 26-50		W-L RECORDS		RPI 51-100	RPI 101-150	RPI 150+			
1- 7	0- 0	0- 1		OVERALL		0- 1	0- 3	1- 2			
1- 3	0- 0	0- 1		HOME		0- 0	0- 2	1- 0			
0- 3	0- 0	0- 0		AWAY		0- 1	0- 1	0- 1			
0- 1	0- 0	0- 0		NEUTRAL		0- 0	0- 0	0- 1			
1- 7	0- 0	0- 1		NON-CONFERENCE		0- 1	0- 3	1- 2			
1- 3	0- 0	0- 1		HOME		0- 0	0- 2	1- 0			
0- 3	0- 0	0- 0		AWAY		0- 1	0- 1	0- 1			
0- 1	0- 0	0- 0		NEUTRAL		0- 0	0- 0	0- 1			
0- 0	0- 0	0- 0		CONFERENCE		0- 0	0- 0	0- 0			
0- 0	0- 0	0- 0		HOME		0- 0	0- 0	0- 0			
0- 0	0- 0	0- 0		AWAY		0- 0	0- 0	0- 0			
0- 0	0- 0	0- 0		NEUTRAL		0- 0	0- 0	0- 0			

RPI 1-25				RPI 26-50				RPI 51-100				RPI 101+ Team's RPI: 314			
RPI	S	Opponent	Score	RPI	S	Opponent	Score	RPI	S	Opponent	Score	RPI	S	Opponent	Score
				43	H	Saint Mary's (CA)	51 69	54	A	Oregon St.	54 79	136	H	Illinois	51 74
												139	H	Pepperdine	63 70
												140	A	Fresno St.	58 76
												242	N	San Francisco	62 65
												267	A	Sacramento St.	85 88
												280	H	Eastern Wash.	59 55
LAST 12 Division I GAMES:															
				43	H	Saint Mary's (CA)	51 69	280	H	Eastern Wash.	59 55				
				54	A	Oregon St.	54 79	139	H	Pepperdine	63 70				
								136	H	Illinois	51 74				
								242	N	San Francisco	62 65				
								140	A	Fresno St.	58 76				
								267	A	Sacramento St.	85 88				

Non-Div I Games: Academy of Art 87 65

Cal Poly

C
a
l
P
o
l
y

Average RPI Win: 267

Average RPI Loss: 100

WON-LOST
RECORDWINNING
PCT. RANKLAST 10
GAMESSTRENGTH OF
SCHEDULEOPP. STRENGTH
OF SCHEDULETEAM
RPIADJ.
RPICONF.
RPIADJ CONF.
RPIDIV. I ONLY
DIV. I NON-CONF.6- 4
6- 4126
1261- 0
1- 0281
281157
157193
193193
19322
2222
22

TOTALS

RPI 1-25

RPI 26-50

W-L RECORDS

RPI 51-100

RPI 101-150

RPI 150+

6- 4

0- 0

0- 0

OVERALL

0- 2

0- 1

6- 1

2- 2

0- 0

0- 0

HOME

0- 0

0- 1

2- 1

4- 2

0- 0

0- 0

AWAY

0- 2

0- 0

4- 0

0- 0

0- 0

0- 0

NEUTRAL

0- 0

0- 0

0- 0

6- 4

0- 0

0- 0

NON-CONFERENCE

0- 2

0- 1

6- 1

2- 2

0- 0

0- 0

HOME

0- 0

0- 1

2- 1

4- 2

0- 0

0- 0

AWAY

0- 2

0- 0

4- 0

0- 0

0- 0

0- 0

NEUTRAL

0- 0

0- 0

0- 0

0- 0

0- 0

0- 0

CONFERENCE

0- 0

0- 0

0- 0

0- 0

0- 0

0- 0

HOME

0- 0

0- 0

0- 0

0- 0

0- 0

0- 0

AWAY

0- 0

0- 0

0- 0

0- 0

0- 0

0- 0

NEUTRAL

0- 0

0- 0

0- 0

RPI 1-25

RPI 26-50

RPI 51-100

RPI 101+

Team's RPI: 193

RPI S Opponent Score

RPI S Opponent Score

RPI S Opponent Score

RPI S Opponent Score

61 A Portland 74 83
63 A Washington 74 83123 H Santa Clara 60 64
154 H San Diego St. 72 83
232 H Dartmouth 67 62
252 A Seattle U 57 54
270 H CSU Bakersfield 64 56
279 A Columbia 61 58
282 A Saint Peter's 69 45
289 A California Baptist 79 65

LAST 12 Division I GAMES:

282 A Saint Peter's 69 45
279 A Columbia 61 58
270 H CSU Bakersfield 64 56
232 H Dartmouth 67 62
61 A Portland 74 83
123 H Santa Clara 60 64
154 H San Diego St. 72 83
289 A California Baptist 79 65
63 A Washington 74 83
252 A Seattle U 57 54

Cal St. Fullerton

Cal St. Fullerton

Non-Div I Games:

Cal St. Fullerton

Loss, Non-Conf, S Site, H Home A Away N Neutral

Average RPI	Win:	94	WON-LOST	WINNING	LAST 10	STRENGTH OF	OPP. STRENGTH	TEAM	ADJ.	CONF.	ADJ CONF.
Average RPI	Loss:	0	RECORD	PCT. RANK	GAMES	SCHEDULE	OF SCHEDULE	RPI	RPI	RPI	RPI
DIV. I ONLY		8- 0		1	1- 0	9	78	2	2	2	2
DIV. I NON-CONF.		8- 0		1	1- 0	9	78	2	2	2	2

TOTALS	RPI 1-25		RPI 26-50		W-L RECORDS	RPI 51-100		RPI 101-150		RPI 150+	
8- 0	0- 0		2- 0		OVERALL	2- 0		4- 0		0- 0	
2- 0	0- 0		0- 0		HOME	0- 0		2- 0		0- 0	
4- 0	0- 0		1- 0		AWAY	1- 0		2- 0		0- 0	
2- 0	0- 0		1- 0		NEUTRAL	1- 0		0- 0		0- 0	
8- 0	0- 0		2- 0		NON-CONFERENCE	2- 0		4- 0		0- 0	
2- 0	0- 0		0- 0		HOME	0- 0		2- 0		0- 0	
4- 0	0- 0		1- 0		AWAY	1- 0		2- 0		0- 0	
2- 0	0- 0		1- 0		NEUTRAL	1- 0		0- 0		0- 0	
0- 0	0- 0		0- 0		CONFERENCE	0- 0		0- 0		0- 0	
0- 0	0- 0		0- 0		HOME	0- 0		0- 0		0- 0	
0- 0	0- 0		0- 0		AWAY	0- 0		0- 0		0- 0	
0- 0	0- 0		0- 0		NEUTRAL	0- 0		0- 0		0- 0	

RPI 1-25				Team's RPI: 2			
RPI	S	Opponent	Score				
29	N	Tulane	65 57				
43	A	Saint Mary's (CA)	81 78				

RPI 26-50			
RPI	S	Opponent	Score
29	N	Tulane	65 57
43	A	Saint Mary's (CA)	81 78

RPI 51-100			
RPI	S	Opponent	Score
84	N	Pacific	81 69
88	A	BYU	70 52

RPI 101+			
RPI	S	Opponent	Score
115	A	Penn St.	75 58
128	H	CSUN	67 42
130	A	San Diego	70 53
133	H	Houston	80 79

LAST 12 Division I GAMES:			
128	H	CSUN	67 42
130	A	San Diego	70 53
29	N	Tulane	65 57
84	N	Pacific	81 69
88	A	BYU	70 52
115	A	Penn St.	75 58
43	A	Saint Mary's (CA)	81 78
133	H	Houston	80 79

Non-Div I Games:

Cal i forni a

Average RPI Win:	228	WON-LOST	WINNING	LAST 10	STRENGTH OF	OPP. STRENGTH	TEAM	ADJ.	CONF.	ADJ CONF.
Average RPI Loss:	129	RECORD	PCT. RANK	GAMES	SCHEDULE	OF SCHEDULE	RPI	RPI	RPI	RPI

DIV. I ONLY	2- 6	266	0- 0	283	57	289	289	30	30
DIV. I NON-CONF.	2- 6	266	0- 0	283	57	289	289	30	30

TOTALS	RPI 1-25	RPI 26-50	W-L RECORDS	RPI 51-100	RPI 101-150	RPI 150+			
2- 6	0- 0	0- 0	OVERALL	0- 2	0- 2	2- 2			
1- 2	0- 0	0- 0	HOME	0- 1	0- 0	1- 1			
1- 3	0- 0	0- 0	AWAY	0- 0	0- 2	1- 1			
0- 1	0- 0	0- 0	NEUTRAL	0- 1	0- 0	0- 0			
2- 6	0- 0	0- 0	NON-CONFERENCE	0- 2	0- 2	2- 2			
1- 2	0- 0	0- 0	HOME	0- 1	0- 0	1- 1			
1- 3	0- 0	0- 0	AWAY	0- 0	0- 2	1- 1			
0- 1	0- 0	0- 0	NEUTRAL	0- 1	0- 0	0- 0			
0- 0	0- 0	0- 0	CONFERENCE	0- 0	0- 0	0- 0			
0- 0	0- 0	0- 0	HOME	0- 0	0- 0	0- 0			
0- 0	0- 0	0- 0	AWAY	0- 0	0- 0	0- 0			
0- 0	0- 0	0- 0	NEUTRAL	0- 0	0- 0	0- 0			

RPI 1-25				RPI 26-50				RPI 51-100				RPI 101+				Team's RPI: 289		
RPI	S	Opponent	Score	RPI	S	Opponent	Score	RPI	S	Opponent	Score	RPI	S	Opponent	Score			
								70	H	Idaho St.	57	72	128	A	CSUN	67	73	
								88	N	BYU	69	76	141	A	Northern Ariz.	88	91	
													154	A	San Diego St.	67	83	
													178	H	UC Riverside	65	57	
													193	H	Cal St. Fullerton	65	79	
													277	A	Long Beach St.	85	83	
LAST 12 Division I GAMES:																		
				193	H	Cal St. Fullerton	65	79	178	H	UC Riverside	65	57	128	A	CSUN	67	73
				277	A	Long Beach St.	85	83	88	N	BYU	69	76	154	A	San Diego St.	67	83
				70	H	Idaho St.	57	72	141	A	Northern Ariz.	88	91					

Non-Div I Games: La Sierra 91 44 Fresno Paci fic 93 71

Cal i f o r n i a B a p t i s t

Average RPI	Win:	301	WON-LOST	WINNING	LAST 10	STRENGTH OF	OPP. STRENGTH	TEAM	ADJ.	CONF.	ADJ CONF.
Average RPI	Loss:	27	RECORD	PCT. RANK	GAMES	SCHEDULE	OF SCHEDULE	RPI	RPI	RPI	RPI
DIV. I ONLY		6- 1		39	1- 0	332	199	189	189	29	29
DIV. I NON-CONF.		6- 1		39	1- 0	332	199	189	189	29	29

TOTALS	RPI 1-25		RPI 26-50		W-L RECORDS	RPI 51-100		RPI 101-150		RPI 150+	
6- 1	0- 0		0- 1		OVERALL	0- 0		0- 0		6- 0	
2- 1	0- 0		0- 1		HOME	0- 0		0- 0		2- 0	
3- 0	0- 0		0- 0		AWAY	0- 0		0- 0		3- 0	
1- 0	0- 0		0- 0		NEUTRAL	0- 0		0- 0		1- 0	
6- 1	0- 0		0- 1		NON-CONFERENCE	0- 0		0- 0		6- 0	
2- 1	0- 0		0- 1		HOME	0- 0		0- 0		2- 0	
3- 0	0- 0		0- 0		AWAY	0- 0		0- 0		3- 0	
1- 0	0- 0		0- 0		NEUTRAL	0- 0		0- 0		1- 0	
0- 0	0- 0		0- 0		CONFERENCE	0- 0		0- 0		0- 0	
0- 0	0- 0		0- 0		HOME	0- 0		0- 0		0- 0	
0- 0	0- 0		0- 0		AWAY	0- 0		0- 0		0- 0	
0- 0	0- 0		0- 0		NEUTRAL	0- 0		0- 0		0- 0	

RPI 1-25				RPI 26-50				RPI 51-100				RPI 101+ Team's RPI: 189			
RPI	S	Opponent	Score	RPI	S	Opponent	Score	RPI	S	Opponent	Score	RPI	S	Opponent	Score
				27	H	Old Domini on	59 83					256	A	Norfolk St.	57 49
												263	N	Omaha	65 52
												305	H	Col. of Charleston	66 65
												320	A	FIU	59 54
												327	A	Western Caro.	63 37
												335	H	UNC Greensboro	53 49
LAST 12 Division I GAMES:															
320	A	FIU	59 54	256	A	Norfolk St.	57 49	305	H	Col. of Charleston	66 65	327	A	Western Caro.	63 37
335	H	UNC Greensboro	53 49	27	H	Old Domini on	59 83								
263	N	Omaha	65 52												

Non-Div I Games: William Peace 65 36

Campbell

Caniis

C
a
n
i
s
i
u
s

Cani si us

Average RPI Win: 349 WON-LOST RECORD WINNING PCT. RANK LAST 10 GAMES STRENGTH OF SCHEDULE OPP. STRENGTH OF SCHEDULE TEAM RPI ADJ. RPI CONF. RPI ADJ CONF. RPI

Average RPI Loss: 186

DIV. I ONLY	1- 4	288	0- 1	298	321	315	315	23	23
DIV. I NON-CONF.	1- 4	288	0- 1	298	321	315	315	23	23
TOTALS	RPI 1-25	RPI 26-50	W-L RECORDS	RPI 51-100	RPI 101-150	RPI 150+			
1- 4	0- 0	0- 0	OVERALL	0- 0	0- 2	1- 2			
0- 1	0- 0	0- 0	HOME	0- 0	0- 1	0- 0			
1- 3	0- 0	0- 0	AWAY	0- 0	0- 1	1- 2			
0- 0	0- 0	0- 0	NEUTRAL	0- 0	0- 0	0- 0			
1- 4	0- 0	0- 0	NON-CONFERENCE	0- 0	0- 2	1- 2			
0- 1	0- 0	0- 0	HOME	0- 0	0- 1	0- 0			
1- 3	0- 0	0- 0	AWAY	0- 0	0- 1	1- 2			
0- 0	0- 0	0- 0	NEUTRAL	0- 0	0- 0	0- 0			
0- 0	0- 0	0- 0	CONFERENCE	0- 0	0- 0	0- 0			
0- 0	0- 0	0- 0	HOME	0- 0	0- 0	0- 0			
0- 0	0- 0	0- 0	AWAY	0- 0	0- 0	0- 0			
0- 0	0- 0	0- 0	NEUTRAL	0- 0	0- 0	0- 0			

RPI 1-25	RPI 26-50	RPI 51-100	RPI 101+	Team's RPI: 315
RPI S Opponent Score	RPI S Opponent Score	RPI S Opponent Score	RPI S Opponent Score	
			104 A Texas A&M	27 84
			145 H South Alabama	50 58
			179 A Oklahoma	52 65
			316 A Jackson St.	56 65
			349 A Alcorn	57 46
LAST 12 Division I GAMES:				
			104 A Texas A&M	27 84
			179 A Oklahoma	52 65
			349 A Alcorn	57 46
			145 H South Alabama	50 58
			316 A Jackson St.	56 65

Non-Div I Games: Central Baptist 55 34 Crowley's Ridge 91 33 Hendrix 72 40

Central Ark.

C
e
n
t
r
a
l
C
o
n
n
.
S
t
.

Central Conn. St.				Through Games Of Dec. 10, 2018									
Average RPI	Win:	340	WON-LOST	WINNING	LAST 10	STRENGTH OF	OPP. STRENGTH	TEAM	ADJ.	CONF.	ADJ CONF.		
Average RPI	Loss:	160	RECORD	PCT. RANK	GAMES	SCHEDULE	OF SCHEDULE	RPI	RPI	RPI	RPI		
DIV. I ONLY		2- 5		255	1- 0	246	298	266	266	31	31		
DIV. I NON-CONF.		2- 5		255	1- 0	246	298	266	266	31	31		

TOTALS		RPI 1-25		RPI 26-50		W-L RECORDS		RPI 51-100		RPI 101-150		RPI 150+	
2- 5		0- 0		0- 0		OVERALL		0- 1		0- 1		2- 3	
0- 2		0- 0		0- 0		HOME		0- 0		0- 1		0- 1	
2- 3		0- 0		0- 0		AWAY		0- 1		0- 0		2- 2	
0- 0		0- 0		0- 0		NEUTRAL		0- 0		0- 0		0- 0	
2- 5		0- 0		0- 0		NON-CONFERENCE		0- 1		0- 1		2- 3	
0- 2		0- 0		0- 0		HOME		0- 0		0- 1		0- 1	
2- 3		0- 0		0- 0		AWAY		0- 1		0- 0		2- 2	
0- 0		0- 0		0- 0		NEUTRAL		0- 0		0- 0		0- 0	
0- 0		0- 0		0- 0		CONFERENCE		0- 0		0- 0		0- 0	
0- 0		0- 0		0- 0		HOME		0- 0		0- 0		0- 0	
0- 0		0- 0		0- 0		AWAY		0- 0		0- 0		0- 0	
0- 0		0- 0		0- 0		NEUTRAL		0- 0		0- 0		0- 0	

RPI 1-25				RPI 26-50				RPI 51-100				RPI 101+ Team's RPI: 266						
RPI	S	Opponent	Score	RPI	S	Opponent	Score	RPI	S	Opponent	Score	RPI	S	Opponent	Score			
								98	A	Rutgers	44	73		109	H	Buffal o	69	82
														156	H	Lehi gh	62	88
														205	A	Massachusetts	59	74
														230	A	Brown	63	68
														339	A	Morgan St.	60	36
														340	A	Al bany (NY)	60	53

LAST 12 Division I GAMES:																		

Non-Div I Games:

Central Conn. St.

C
e
n
t
r
a
l
C
o
n
n
.
S
t
.

Average RPI	Win:	143	WON-LOST	WINNING	LAST 10	STRENGTH OF	OPP. STRENGTH	TEAM	ADJ.	CONF.	ADJ CONF.
Average RPI	Loss:	7	RECORD	PCT. RANK	GAMES	SCHEDULE	OF SCHEDULE	RPI	RPI	RPI	RPI
DIV. I ONLY		7- 1		27	1- 0	232	5	52	52	10	10
DIV. I NON-CONF.		7- 1		27	1- 0	232	5	52	52	10	10

TOTALS	RPI 1-25		RPI 26-50		W-L RECORDS	RPI 51-100		RPI 101-150		RPI 150+	
7- 1	0- 1		1- 0		OVERALL	2- 0		1- 0		3- 0	
3- 1	0- 1		1- 0		HOME	0- 0		0- 0		2- 0	
3- 0	0- 0		0- 0		AWAY	1- 0		1- 0		1- 0	
1- 0	0- 0		0- 0		NEUTRAL	1- 0		0- 0		0- 0	
7- 1	0- 1		1- 0		NON-CONFERENCE	2- 0		1- 0		3- 0	
3- 1	0- 1		1- 0		HOME	0- 0		0- 0		2- 0	
3- 0	0- 0		0- 0		AWAY	1- 0		1- 0		1- 0	
1- 0	0- 0		0- 0		NEUTRAL	1- 0		0- 0		0- 0	
0- 0	0- 0		0- 0		CONFERENCE	0- 0		0- 0		0- 0	
0- 0	0- 0		0- 0		HOME	0- 0		0- 0		0- 0	
0- 0	0- 0		0- 0		AWAY	0- 0		0- 0		0- 0	
0- 0	0- 0		0- 0		NEUTRAL	0- 0		0- 0		0- 0	

RPI 1-25				RPI 26-50				RPI 51-100 Team's RPI: 52				RPI 101+			
RPI	S	Opponent	Score	RPI	S	Opponent	Score	RPI	S	Opponent	Score	RPI	S	Opponent	Score
7	H	South Dakota St.	71 80	33	H	UCF	75 68	76	A	Qui nni pi ac	67 52	149	A	Vi rgi ni a	74 61
								90	N	Chattanooga	73 50	160	H	Western Ky.	108 90
												226	H	Oakl and	104 61
												265	A	I ona	82 39
LAST 12 Di vi si on I GAMES:															
160	H	Western Ky.	108 90	76	A	Qui nni pi ac	67 52								
7	H	South Dakota St.	71 80	265	A	I ona	82 39								
226	H	Oakl and	104 61	90	N	Chattanooga	73 50								
				149	A	Vi rgi ni a	74 61								
				33	H	UCF	75 68								

Non-Di v I Games:

Central Mich.

Average RPI	Win:	0	WON-LOST	WINNING	LAST 10	STRENGTH OF	OPP. STRENGTH	TEAM	ADJ.	CONF.	ADJ CONF.
Average RPI	Loss:	221	RECORD	PCT. RANK	GAMES	SCHEDULE	OF SCHEDULE	RPI	RPI	RPI	RPI
DIV. I ONLY		0- 6		327	0- 1	313	320	346	346	29	29
DIV. I NON-CONF.		0- 6		327	0- 1	313	320	346	346	29	29

TOTALS	RPI 1-25		RPI 26-50		W-L RECORDS	RPI 51-100		RPI 101-150		RPI 150+	
0- 6	0- 0		0- 0		OVERALL	0- 1		0- 1		0- 4	
0- 3	0- 0		0- 0		HOME	0- 1		0- 0		0- 2	
0- 3	0- 0		0- 0		AWAY	0- 0		0- 1		0- 2	
0- 0	0- 0		0- 0		NEUTRAL	0- 0		0- 0		0- 0	
0- 6	0- 0		0- 0		NON-CONFERENCE	0- 1		0- 1		0- 4	
0- 3	0- 0		0- 0		HOME	0- 1		0- 0		0- 2	
0- 3	0- 0		0- 0		AWAY	0- 0		0- 1		0- 2	
0- 0	0- 0		0- 0		NEUTRAL	0- 0		0- 0		0- 0	
0- 0	0- 0		0- 0		CONFERENCE	0- 0		0- 0		0- 0	
0- 0	0- 0		0- 0		HOME	0- 0		0- 0		0- 0	
0- 0	0- 0		0- 0		AWAY	0- 0		0- 0		0- 0	
0- 0	0- 0		0- 0		NEUTRAL	0- 0		0- 0		0- 0	

RPI 1-25				RPI 26-50				RPI 51-100				RPI 101+ Team's RPI : 346							
RPI	S	Opponent	Score	RPI	S	Opponent	Score	RPI	S	Opponent	Score	RPI	S	Opponent	Score				
								85	H	Tennessee Tech	55	77	150	A	Georgia	75	83		
													237	H	Jacksonville	58	68		
													241	A	North Florida	76	82		
													298	A	South Carolina St.	58	67		
													312	H	Davidson	34	72		
LAST 12 Division I GAMES:																			
150	A	Georgia	75	83	85	H	Tennessee Tech	55	77	241	A	North Florida	76	82	298	A	South Carolina St.	58	67
237	H	Jacksonville	58	68	312	H	Davidson	34	72										

Non-Div I Games: Converse 101 50

Charleston So.

Average RPI		Win: 201	WON-LOST RECORD	WINNING PCT. RANK	LAST 10 GAMES	STRENGTH OF SCHEDULE	OPP. STRENGTH OF SCHEDULE	TEAM RPI	ADJ. RPI	CONF. RPI	ADJ. CONF. RPI
Loss: 131											
DIV. I ONLY			5- 3	114	1- 0	66	209	80	80	18	18
DIV. I NON-CONF.			5- 3	114	1- 0	66	209	80	80	18	18
TOTALS		RPI 1-25		RPI 26-50		W-L RECORDS	RPI 51-100	RPI 101-150		RPI 150+	
5- 3	0- 0			0- 0		OVERALL	0- 1	0- 1		5- 1	
3- 1	0- 0			0- 0		HOME	0- 1	0- 0		3- 0	
1- 2	0- 0			0- 0		AWAY	0- 0	0- 1		1- 1	
1- 0	0- 0			0- 0		NEUTRAL	0- 0	0- 0		1- 0	
5- 3	0- 0			0- 0		NON-CONFERENCE	0- 1	0- 1		5- 1	
3- 1	0- 0			0- 0		HOME	0- 1	0- 0		3- 0	
1- 2	0- 0			0- 0		AWAY	0- 0	0- 1		1- 1	
1- 0	0- 0			0- 0		NEUTRAL	0- 0	0- 0		1- 0	
0- 0	0- 0			0- 0		CONFERENCE	0- 0	0- 0		0- 0	
0- 0	0- 0			0- 0		HOME	0- 0	0- 0		0- 0	
0- 0	0- 0			0- 0		AWAY	0- 0	0- 0		0- 0	
0- 0	0- 0			0- 0		NEUTRAL	0- 0	0- 0		0- 0	

RPI 1-25				RPI 26-50				RPI 51-100				Team's RPI : 80				RPI 101+			
RPI	S	Opponent	Score	RPI	S	Opponent	Score	RPI	S	Opponent	Score	RPI	S	Opponent	Score	RPI	S	Opponent	Score

Non-Div I Games:

Charlotte

Average RPI	Win: 222	WON-LOST	WINNING	LAST 10	STRENGTH OF	OPP. STRENGTH	TEAM	ADJ.	CONF.	ADJ CONF.
Average RPI	Loss: 33	RECORD	PCT. RANK	GAMES	SCHEDULE	OF SCHEDULE	RPI	RPI	RPI	RPI
DIV. I ONLY	3- 6	238	0- 1	11	100	90	90	24	24	
DIV. I NON-CONF.	3- 6	238	0- 1	11	100	90	90	24	24	

TOTALS	RPI 1-25	RPI 26-50	W-L RECORDS	RPI 51-100	RPI 101-150	RPI 150+				
3- 6	0- 2	0- 2	OVERALL	0- 2	0- 0	3- 0				
1- 3	0- 2	0- 0	HOME	0- 1	0- 0	1- 0				
1- 2	0- 0	0- 2	AWAY	0- 0	0- 0	1- 0				
1- 1	0- 0	0- 0	NEUTRAL	0- 1	0- 0	1- 0				
3- 6	0- 2	0- 2	NON-CONFERENCE	0- 2	0- 0	3- 0				
1- 3	0- 2	0- 0	HOME	0- 1	0- 0	1- 0				
1- 2	0- 0	0- 2	AWAY	0- 0	0- 0	1- 0				
1- 1	0- 0	0- 0	NEUTRAL	0- 1	0- 0	1- 0				
0- 0	0- 0	0- 0	CONFERENCE	0- 0	0- 0	0- 0				
0- 0	0- 0	0- 0	HOME	0- 0	0- 0	0- 0				
0- 0	0- 0	0- 0	AWAY	0- 0	0- 0	0- 0				
0- 0	0- 0	0- 0	NEUTRAL	0- 0	0- 0	0- 0				

RPI 1-25				RPI 26-50				RPI 51-100				RPI 101+			
RPI	S	Opponent	Score	RPI	S	Opponent	Score	RPI	S	Opponent	Score	RPI	S	Opponent	Score
5	H	Louisville	49 75	33	A	UCF	37 75	52	N	Central Mich.	50 73	177	A	Hampton	58 50
7	H	South Dakota St.	54 71	37	A	Virginia Tech	59 74	64	H	UT Martin	79 81	188	N	Saint Louis	71 61
												300	H	Liberty	75 60

Team's RPI: 90															
LAST 12 Division I GAMES:															
7	H	South Dakota St.	54 71	33	A	UCF	37 75	64	H	UT Martin	79 81	52	N	Central Mich.	50 73
177	A	Hampton	58 50					188	N	Saint Louis	71 61	300	H	Liberty	75 60
5	H	Louisville	49 75	37	A	Virginia Tech	59 74								

Non-Div I Games: Lee 61 55

Chattanooga

Average RPI	Win:	0	WON-LOST	WINNING	LAST 10	STRENGTH OF	OPP. STRENGTH	TEAM	ADJ.	CONF.	ADJ CONF.
Average RPI	Loss:	207	RECORD	PCT. RANK	GAMES	SCHEDULE	OF SCHEDULE	RPI	RPI	RPI	RPI
DIV. I ONLY		0- 8		327	0- 1	115	347	325	325	30	30
DIV. I NON-CONF.		0- 8		327	0- 1	115	347	325	325	30	30
<hr/>											
TOTALS	RPI 1-25		RPI 26-50		W-L RECORDS	RPI 51-100		RPI 101-150		RPI 150+	
0- 8	0- 0		0- 0		OVERALL	0- 1		0- 0		0- 7	
0- 4	0- 0		0- 0		HOME	0- 0		0- 0		0- 4	
0- 3	0- 0		0- 0		AWAY	0- 1		0- 0		0- 2	
0- 1	0- 0		0- 0		NEUTRAL	0- 0		0- 0		0- 1	
0- 8	0- 0		0- 0		NON-CONFERENCE	0- 1		0- 0		0- 7	
0- 4	0- 0		0- 0		HOME	0- 0		0- 0		0- 4	
0- 3	0- 0		0- 0		AWAY	0- 1		0- 0		0- 2	
0- 1	0- 0		0- 0		NEUTRAL	0- 0		0- 0		0- 1	
0- 0	0- 0		0- 0		CONFERENCE	0- 0		0- 0		0- 0	
0- 0	0- 0		0- 0		HOME	0- 0		0- 0		0- 0	
0- 0	0- 0		0- 0		AWAY	0- 0		0- 0		0- 0	
0- 0	0- 0		0- 0		NEUTRAL	0- 0		0- 0		0- 0	

RPI 1-25				RPI 26-50				RPI 51-100				RPI 101+ Team's RPI : 325					
RPI	S	Opponent	Score	RPI	S	Opponent	Score	RPI	S	Opponent	Score	RPI	S	Opponent	Score		
								59	A	Xavi er	57	91	167	H	UAB	45	90
												171	A	Loyol a Chi cago	40	76	
												213	H	SIUE	66	82	
												215	A	Morehead St.	68	104	
												224	N	St. Franci s Brookl yn	73	110	
												258	H	Val parai so	70	76	
												347	H	Evansvi lle	58	67	
LAST 12 Di vi si on I GAMES:																	
				213	H	SIUE	66	82	215	A	Morehead St.	68	104				
				258	H	Val parai so	70	76	224	N	St. Franci s Brookl yn	73	110				
				171	A	Loyol a Chi cago	40	76	347	H	Evansvi lle	58	67				
				167	H	UAB	45	90	59	A	Xavi er	57	91				

Non-Div I Games:

Chicago St.

Average RPI Win:	226	WON-LOST	WINNING	LAST 10	STRENGTH OF	OPP. STRENGTH	TEAM	ADJ.	CONF.	ADJ CONF.
Average RPI Loss:	131	RECORD	PCT. RANK	GAMES	SCHEDULE	OF SCHEDULE	RPI	RPI	RPI	RPI
DIV. I ONLY	6- 5	156	1- 0	218	192	187	187	8	8	
DIV. I NON-CONF.	6- 5	156	1- 0	218	192	187	187	8	8	

TOTALS	RPI 1-25	RPI 26-50	W-L RECORDS	RPI 51-100	RPI 101-150	RPI 150+				
6- 5	0- 0	0- 1	OVERALL	1- 1	1- 2	4- 1				
5- 1	0- 0	0- 1	HOME	1- 0	1- 0	3- 0				
1- 4	0- 0	0- 0	AWAY	0- 1	0- 2	1- 1				
0- 0	0- 0	0- 0	NEUTRAL	0- 0	0- 0	0- 0				
6- 5	0- 0	0- 1	NON-CONFERENCE	1- 1	1- 2	4- 1				
5- 1	0- 0	0- 1	HOME	1- 0	1- 0	3- 0				
1- 4	0- 0	0- 0	AWAY	0- 1	0- 2	1- 1				
0- 0	0- 0	0- 0	NEUTRAL	0- 0	0- 0	0- 0				
0- 0	0- 0	0- 0	CONFERENCE	0- 0	0- 0	0- 0				
0- 0	0- 0	0- 0	HOME	0- 0	0- 0	0- 0				
0- 0	0- 0	0- 0	AWAY	0- 0	0- 0	0- 0				
0- 0	0- 0	0- 0	NEUTRAL	0- 0	0- 0	0- 0				

RPI 1-25				RPI 26-50				RPI 51-100				RPI 101+ Team's RPI: 187			
RPI	S	Opponent	Score	RPI	S	Opponent	Score	RPI	S	Opponent	Score	RPI	S	Opponent	Score
				27	H	Old Domini on	72 76					111	A	Mi ami (OH)	65 78
								81	H	VCU	66 54	129	A	Pi ttsburgh	48 65
								92	A	Oh io St.	56 69	137	H	Yale	66 52
												188	A	Saint Louis	51 50
												285	H	ETSU	77 64
												296	A	Bal l St.	63 75
												318	H	Lipscomb	71 55
												344	H	Austi n Peay	69 48
LAST 12 Division I GAMES:															
				92	A	Oh io St.	56 69	81	H	VCU	66 54	111	A	Mi ami (OH)	65 78
				296	A	Bal l St.	63 75	27	H	Old Domini on	72 76	285	H	ETSU	77 64
				318	H	Lipscomb	71 55	344	H	Austi n Peay	69 48				
				137	H	Yale	66 52								
				188	A	Saint Louis	51 50								
				129	A	Pi ttsburgh	48 65								

Non-Div I Games:

Cincinnati

C
l
e
m
s
o
n

Clemson				Through Games Of Dec. 10, 2018																
Average RPI Win:		182	WON-LOST RECORD		WINNING PCT. RANK		LAST 10 GAMES		STRENGTH OF SCHEDULE		OPP. STRENGTH OF SCHEDULE		TEAM RPI		ADJ. RPI		CONF. RPI		ADJ CONF. RPI	
DIV. I ONLY			7- 3		91		1- 0		61		108		46		46		1		1	
DIV. I NON-CONF.			7- 3		91		1- 0		61		108		46		46		1		1	
TOTALS		RPI 1-25		RPI 26-50		W-L RECORDS		RPI 51-100		RPI 101-150		RPI 150+								
7- 3		0- 1		1- 0		OVERALL		0- 2		2- 0		4- 0								
6- 0		0- 0		1- 0		HOME		0- 0		2- 0		3- 0								
0- 2		0- 0		0- 0		AWAY		0- 2		0- 0		0- 0								
1- 1		0- 1		0- 0		NEUTRAL		0- 0		0- 0		1- 0								
7- 3		0- 1		1- 0		NON-CONFERENCE		0- 2		2- 0		4- 0								
6- 0		0- 0		1- 0		HOME		0- 0		2- 0		3- 0								
0- 2		0- 0		0- 0		AWAY		0- 2		0- 0		0- 0								
1- 1		0- 1		0- 0		NEUTRAL		0- 0		0- 0		1- 0								
0- 0		0- 0		0- 0		CONFERENCE		0- 0		0- 0		0- 0								
0- 0		0- 0		0- 0		HOME		0- 0		0- 0		0- 0								
0- 0		0- 0		0- 0		AWAY		0- 0		0- 0		0- 0								
0- 0		0- 0		0- 0		NEUTRAL		0- 0		0- 0		0- 0								
RPI 1-25				RPI 26-50				Team's RPI: 46				RPI 51-100				RPI 101+				
RPI	S	Opponent	Score	RPI	S	Opponent	Score	RPI	S	Opponent	Score	RPI	S	Opponent	Score					
12	N	Tennessee	66 78	50	H	Belmont	65 62	72	A	Alabama	56 76	107	H	Rhode Island	80 67					
								87	A	South Carolina	57 69	136	H	Illinois	69 67					
												179	N	Oklahoma	74 62					
												212	H	Wofford	85 77					
												275	H	High Point	83 64					
												318	H	Lipscomb	68 26					
LAST 12 Division I GAMES:																				
				50	H	Belmont	65 62					179	N	Oklahoma	74 62					
				136	H	Illinois	69 67					107	H	Rhode Island	80 67					
				12	N	Tennessee	66 78					275	H	High Point	83 64					
				72	A	Alabama	56 76					212	H	Wofford	85 77					
				87	A	South Carolina	57 69													
				318	H	Lipscomb	68 26													

C
l
e
m
s
o
n

Non-Div I Games:

Clemson

Cleveland State

Cleveland State				Through Games Of Dec. 10, 2018							
Average RPI	Win:	254	WON-LOST	WINNING	LAST 10	STRENGTH OF	OPP. STRENGTH	TEAM	ADJ.	CONF.	ADJ CONF.
Average RPI	Loss:	156	RECORD	PCT. RANK	GAMES	SCHEDULE	OF SCHEDULE	RPI	RPI	RPI	RPI
DIV. I ONLY		1- 7	307	0- 1	78	323	278	278	15	15	
DIV. I NON-CONF.		1- 7	307	0- 1	78	323	278	278	15	15	

TOTALS		RPI 1-25	RPI 26-50		W-L RECORDS		RPI 51-100	RPI 101-150	RPI 150+		
1- 7		0- 0	0- 1		OVERALL		0- 2	0- 1	1- 3		
1- 1		0- 0	0- 0		HOME		0- 1	0- 0	1- 0		
0- 5		0- 0	0- 0		AWAY		0- 1	0- 1	0- 3		
0- 1		0- 0	0- 1		NEUTRAL		0- 0	0- 0	0- 0		
1- 7		0- 0	0- 1		NON-CONFERENCE		0- 2	0- 1	1- 3		
1- 1		0- 0	0- 0		HOME		0- 1	0- 0	1- 0		
0- 5		0- 0	0- 0		AWAY		0- 1	0- 1	0- 3		
0- 1		0- 0	0- 1		NEUTRAL		0- 0	0- 0	0- 0		
0- 0		0- 0	0- 0		CONFERENCE		0- 0	0- 0	0- 0		
0- 0		0- 0	0- 0		HOME		0- 0	0- 0	0- 0		
0- 0		0- 0	0- 0		AWAY		0- 0	0- 0	0- 0		
0- 0		0- 0	0- 0		NEUTRAL		0- 0	0- 0	0- 0		

RPI 1-25				RPI 26-50				RPI 51-100				RPI 101+ Team's RPI: 278			
RPI	S	Opponent	Score	RPI	S	Opponent	Score	RPI	S	Opponent	Score	RPI	S	Opponent	Score
				29	N	Tulane	72 81	74	H	Toledo	60 65	130	A	San Diego	82 83
								81	A	Ohio	54 72	174	A	Eastern Mich.	63 69
												254	H	Illinois St.	67 63
												296	A	Ball St.	62 67
												308	A	Marshall	64 86

LAST 12 Division I GAMES:															
254	H	Illinois St.	67 63	308	A	Marshall	64 86	74	H	Toledo	60 65	81	A	Ohio	54 72
296	A	Ball St.	62 67	29	N	Tulane	72 81	130	A	San Diego	82 83				
174	A	Eastern Mich.	63 69												

Non-Div I Games:

Lake Erie7949Salem (WV)11381

Cleveland State

Average RPI Win:	298	WON-LOST	WINNING	LAST 10	STRENGTH OF	OPP. STRENGTH	TEAM	ADJ.	CONF.	ADJ CONF.
Average RPI Loss:	199	RECORD	PCT. RANK	GAMES	SCHEDULE	OF SCHEDULE	RPI	RPI	RPI	RPI
DIV. I ONLY	1- 5	295	0- 1	130	342	305	305	13	13	
DIV. I NON-CONF.	1- 5	295	0- 1	130	342	305	305	13	13	

TOTALS	RPI 1-25	RPI 26-50	W-L RECORDS	RPI 51-100	RPI 101-150	RPI 150+				
1- 5	0- 0	0- 0	OVERALL	0- 0	0- 0	1- 5				
1- 2	0- 0	0- 0	HOME	0- 0	0- 0	1- 2				
0- 3	0- 0	0- 0	AWAY	0- 0	0- 0	0- 3				
0- 0	0- 0	0- 0	NEUTRAL	0- 0	0- 0	0- 0				
1- 5	0- 0	0- 0	NON-CONFERENCE	0- 0	0- 0	1- 5				
1- 2	0- 0	0- 0	HOME	0- 0	0- 0	1- 2				
0- 3	0- 0	0- 0	AWAY	0- 0	0- 0	0- 3				
0- 0	0- 0	0- 0	NEUTRAL	0- 0	0- 0	0- 0				
0- 0	0- 0	0- 0	CONFERENCE	0- 0	0- 0	0- 0				
0- 0	0- 0	0- 0	HOME	0- 0	0- 0	0- 0				
0- 0	0- 0	0- 0	AWAY	0- 0	0- 0	0- 0				
0- 0	0- 0	0- 0	NEUTRAL	0- 0	0- 0	0- 0				

RPI 1-25				RPI 26-50				RPI 51-100				RPI 101+				Team's RPI: 305
RPI	S	Opponent	Score	RPI	S	Opponent	Score	RPI	S	Opponent	Score	RPI	S	Opponent	Score	
												183	H	Winthrop	64	71
												189	A	Campbell	65	66
												194	H	Furman	67	70
												212	A	Wofford	58	78
												216	A	Appalachian St.	66	80
												298	H	South Carolina St.	75	51
LAST 12 Division I GAMES:																
				212	A	Wofford	58	78	216	A	Appalachian St.	66	80			
				189	A	Campbell	65	66	183	H	Winthrop	64	71			
				298	H	South Carolina St.	75	51	194	H	Furman	67	70			

Non-Div I Games: North Greenville 95 62

Col. of Charleston

Colgate				Through Games Of Dec. 10, 2018							
Average RPI	Win:	314	WON-LOST	WINNING	LAST 10	STRENGTH OF	OPP. STRENGTH	TEAM	ADJ.	CONF.	ADJ CONF.
Average RPI	Loss:	169	RECORD	PCT. RANK	GAMES	SCHEDULE	OF SCHEDULE	RPI	RPI	RPI	RPI
DIV. I ONLY		4- 4		159	1- 0	343	203	287	287	20	20
DIV. I NON-CONF.		4- 4		159	1- 0	343	203	287	287	20	20

TOTALS	RPI 1-25		RPI 26-50		W-L RECORDS	RPI 51-100		RPI 101-150		RPI 150+	
4- 4	0- 0		0- 0		OVERALL	0- 1		0- 1		4- 2	
3- 0	0- 0		0- 0		HOME	0- 0		0- 0		3- 0	
1- 4	0- 0		0- 0		AWAY	0- 1		0- 1		1- 2	
0- 0	0- 0		0- 0		NEUTRAL	0- 0		0- 0		0- 0	
4- 4	0- 0		0- 0		NON-CONFERENCE	0- 1		0- 1		4- 2	
3- 0	0- 0		0- 0		HOME	0- 0		0- 0		3- 0	
1- 4	0- 0		0- 0		AWAY	0- 1		0- 1		1- 2	
0- 0	0- 0		0- 0		NEUTRAL	0- 0		0- 0		0- 0	
0- 0	0- 0		0- 0		CONFERENCE	0- 0		0- 0		0- 0	
0- 0	0- 0		0- 0		HOME	0- 0		0- 0		0- 0	
0- 0	0- 0		0- 0		AWAY	0- 0		0- 0		0- 0	
0- 0	0- 0		0- 0		NEUTRAL	0- 0		0- 0		0- 0	

RPI 1-25				RPI 26-50				RPI 51-100				RPI 101+ Team's RPI : 287					
RPI	S	Opponent	Score	RPI	S	Opponent	Score	RPI	S	Opponent	Score	RPI	S	Opponent	Score		
								83	A	Dayton	58	67	137	A	Yal e	61	80
												166	A	George Mason	61	64	
												279	H	Col umbi a	84	71	
												290	A	Si ena	53	55	
												310	A	UMass Lowell I	61	52	
												328	H	Cani si us	67	53	
												337	H	Fai r l ei gh Di cki nson	71	52	
LAST 12 Di vi si on I GAMES:																	
				310	A	UMass Lowell I	61	52	279	H	Col umbi a	84	71				
				337	H	Fai r l ei gh Di cki nson	71	52	328	H	Cani si us	67	53				
				290	A	Si ena	53	55	166	A	George Mason	61	64				
									83	A	Dayton	58	67				
									137	A	Yal e	61	80				

Non-Di v I Games:

Colgate

Col orado					Through Games Of Dec. 10, 2018						
Average RPI	Win:	131	WON-LOST	WINNING	LAST 10	STRENGTH OF	OPP. STRENGTH	TEAM	ADJ.	CONF.	ADJ CONF.
Average RPI	Loss:	14	RECORD	PCT. RANK	GAMES	SCHEDULE	OF SCHEDULE	RPI	RPI	RPI	RPI
DIV. I ONLY		8- 1	22	1- 0	141	14	20	20	2	2	
DIV. I NON-CONF.		8- 1	22	1- 0	141	14	20	20	2	2	

TOTALS	RPI 1-25		RPI 26-50		W-L RECORDS	RPI 51-100	RPI 101-150		RPI 150+		
8- 1	0- 1		2- 0		OVERALL	1- 0	2- 0		3- 0		
6- 0	0- 0		2- 0		HOME	0- 0	2- 0		2- 0		
1- 1	0- 1		0- 0		AWAY	0- 0	0- 0		1- 0		
1- 0	0- 0		0- 0		NEUTRAL	1- 0	0- 0		0- 0		
8- 1	0- 1		2- 0		NON-CONFERENCE	1- 0	2- 0		3- 0		
6- 0	0- 0		2- 0		HOME	0- 0	2- 0		2- 0		
1- 1	0- 1		0- 0		AWAY	0- 0	0- 0		1- 0		
1- 0	0- 0		0- 0		NEUTRAL	1- 0	0- 0		0- 0		
0- 0	0- 0		0- 0		CONFERENCE	0- 0	0- 0		0- 0		
0- 0	0- 0		0- 0		HOME	0- 0	0- 0		0- 0		
0- 0	0- 0		0- 0		AWAY	0- 0	0- 0		0- 0		
0- 0	0- 0		0- 0		NEUTRAL	0- 0	0- 0		0- 0		

RPI 1-25 Team's RPI: 20				RPI 26-50				RPI 51-100				RPI 101+			
RPI	S	Opponent	Score	RPI	S	Opponent	Score	RPI	S	Opponent	Score	RPI	S	Opponent	Score
14	A	Mi ami (FL)	58 73	32	H	North Carolina	86 74	91	N	Utah St.	78 68	138	H	Col orado St.	59 40
				35	H	Northern Colo.	77 69					139	H	Pepperdi ne	80 65
												180	H	Navy	59 43
												208	A	Nevada	65 52
												228	H	San Jose St.	76 64
LAST 12 Di vi si on I GAMES:															
228	H	San Jose St.	76 64	180	H	Navy	59 43								
14	A	Mi ami (FL)	58 73	138	H	Col orado St.	59 40								
139	H	Pepperdi ne	80 65	35	H	Northern Colo.	77 69								
91	N	Utah St.	78 68												
208	A	Nevada	65 52												
32	H	North Carolina	86 74												

Non-Di v I Games:

Col orado

Average RPI	Win:	210	WON-LOST	WINNING	LAST 10	STRENGTH OF	OPP. STRENGTH	TEAM	ADJ.	CONF.	ADJ CONF.
Average RPI	Loss:	26	RECORD	PCT. RANK	GAMES	SCHEDULE	OF SCHEDULE	RPI	RPI	RPI	RPI

DIV. I ONLY	3- 4	201	0- 1	33	98	138	138	9	9
DIV. I NON-CONF.	3- 4	201	0- 1	33	98	138	138	9	9
TOTALS	RPI 1-25	RPI 26-50	W-L RECORDS	RPI 51-100	RPI 101-150	RPI 150+			
3- 4	0- 2	0- 2	OVERALL	0- 0	1- 0	2- 0			
3- 2	0- 0	0- 2	HOME	0- 0	1- 0	2- 0			
0- 2	0- 2	0- 0	AWAY	0- 0	0- 0	0- 0			
0- 0	0- 0	0- 0	NEUTRAL	0- 0	0- 0	0- 0			
3- 4	0- 2	0- 2	NON-CONFERENCE	0- 0	1- 0	2- 0			
3- 2	0- 0	0- 2	HOME	0- 0	1- 0	2- 0			
0- 2	0- 2	0- 0	AWAY	0- 0	0- 0	0- 0			
0- 0	0- 0	0- 0	NEUTRAL	0- 0	0- 0	0- 0			
0- 0	0- 0	0- 0	CONFERENCE	0- 0	0- 0	0- 0			
0- 0	0- 0	0- 0	HOME	0- 0	0- 0	0- 0			
0- 0	0- 0	0- 0	AWAY	0- 0	0- 0	0- 0			
0- 0	0- 0	0- 0	NEUTRAL	0- 0	0- 0	0- 0			

RPI	S	Opponent	Score	RPI	S	Opponent	Score	RPI	S	Opponent	Score	RPI	S	Opponent	Score	Team's RPI: 138
16	A	Gonzaga	39 50	34	H	Arizona St.	39 70	141	H	Northern Ari z.	65 54	241	H	North Florida	61 59	
20	A	Col orado	40 59	35	H	Northern Colo.	47 53	248	H	Cornell I	56 53					
LAST 12 Division I GAMES:																
248	H	Cornell I	56 53	34	H	Arizona St.	39 70	141	H	Northern Ari z.	65 54	241	H	North Florida	61 59	
35	H	Northern Colo.	47 53	16	A	Gonzaga	39 50									
20	A	Col orado	40 59													

Non-Div I Games: Eastern N.M. 72 46

Col orado St.

Average RPI Win: 274		WON-LOST	WINNING	LAST 10	STRENGTH OF		OPP. STRENGTH	TEAM	ADJ.	CONF.	ADJ CONF.
Average RPI Loss: 194		RECORD	PCT. RANK	GAMES	SCHEDULE		OF SCHEDULE	RPI	RPI	RPI	RPI
DIV. I ONLY		2- 7	275	0- 1	179		319	279	279	17	17
DIV. I NON-CONF.		2- 7	275	0- 1	179		319	279	279	17	17

TOTALS		RPI 1-25		RPI 26-50	W-L RECORDS		RPI 51-100	RPI 101-150		RPI 150+	
2- 7		0- 0		0- 0	OVERALL		0- 0	0- 3		2- 4	
1- 2		0- 0		0- 0	HOME		0- 0	0- 1		1- 1	
1- 5		0- 0		0- 0	AWAY		0- 0	0- 2		1- 3	
0- 0		0- 0		0- 0	NEUTRAL		0- 0	0- 0		0- 0	
2- 7		0- 0		0- 0	NON-CONFERENCE		0- 0	0- 3		2- 4	
1- 2		0- 0		0- 0	HOME		0- 0	0- 1		1- 1	
1- 5		0- 0		0- 0	AWAY		0- 0	0- 2		1- 3	
0- 0		0- 0		0- 0	NEUTRAL		0- 0	0- 0		0- 0	
0- 0		0- 0		0- 0	CONFERENCE		0- 0	0- 0		0- 0	
0- 0		0- 0		0- 0	HOME		0- 0	0- 0		0- 0	
0- 0		0- 0		0- 0	AWAY		0- 0	0- 0		0- 0	
0- 0		0- 0		0- 0	NEUTRAL		0- 0	0- 0		0- 0	

RPI 1-25				RPI 26-50				RPI 51-100				RPI 101+ Team's RPI: 279			
RPI	S	Opponent	Score	RPI	S	Opponent	Score	RPI	S	Opponent	Score	RPI	S	Opponent	Score
												118	A	Boston College	60 74
												133	H	Houston	72 83
												136	A	Illinois	69 76
												186	A	Milwaukee	65 78
												193	H	Cal St. Fullerton	58 61
												253	A	Hofstra	65 63
												287	A	Colgate	71 84
												294	H	Army West Point	70 49
												306	A	Saint Joseph's	61 68
LAST 12 Division I GAMES:															
193	H	Cal St. Fullerton	58	61	287	A	Colgate	71	84						
118	A	Boston College	60	74	133	H	Houston	72	83						
306	A	Saint Joseph's	61	68	136	A	Illinois	69	76						
					186	A	Milwaukee	65	78						
					294	H	Army West Point	70	49						
					253	A	Hofstra	65	63						

Non-Div I Games:

Columbi a

Average RPI Win: 0		WON-LOST	WINNING	LAST 10	STRENGTH OF		OPP. STRENGTH	TEAM	ADJ.	CONF.	ADJ CONF.
Average RPI Loss: 155		RECORD	PCT. RANK	GAMES	SCHEDULE		OF SCHEDULE	RPI	RPI	RPI	RPI
DIV. I ONLY		0- 7	327	0- 1	24		328	261	261	32	32
DIV. I NON-CONF.		0- 7	327	0- 1	24		328	261	261	32	32

TOTALS		RPI 1-25	RPI 26-50		W-L RECORDS		RPI 51-100	RPI 101-150		RPI 150+	
0- 7		0- 1	0- 1		OVERALL		0- 1	0- 1		0- 3	
0- 1		0- 0	0- 0		HOME		0- 0	0- 0		0- 1	
0- 6		0- 1	0- 1		AWAY		0- 1	0- 1		0- 2	
0- 0		0- 0	0- 0		NEUTRAL		0- 0	0- 0		0- 0	
0- 7		0- 1	0- 1		NON-CONFERENCE		0- 1	0- 1		0- 3	
0- 1		0- 0	0- 0		HOME		0- 0	0- 0		0- 1	
0- 6		0- 1	0- 1		AWAY		0- 1	0- 1		0- 2	
0- 0		0- 0	0- 0		NEUTRAL		0- 0	0- 0		0- 0	
0- 0		0- 0	0- 0		CONFERENCE		0- 0	0- 0		0- 0	
0- 0		0- 0	0- 0		HOME		0- 0	0- 0		0- 0	
0- 0		0- 0	0- 0		AWAY		0- 0	0- 0		0- 0	
0- 0		0- 0	0- 0		NEUTRAL		0- 0	0- 0		0- 0	

RPI 1-25				RPI 26-50				RPI 51-100				RPI 101+ Team's RPI: 261			
RPI	S	Opponent	Score	RPI	S	Opponent	Score	RPI	S	Opponent	Score	RPI	S	Opponent	Score
22	A	Mississippi St.	38 110	49	A	Maryland	36 93	81	A	Ohio	62 87	149	A	Virginia	41 55
												209	A	West Virginia	37 78
												268	H	UMBC	52 57
												308	A	Marshall	67 88

LAST 12 Division I GAMES:															
				81	A	Ohio	62 87	209	A	West Virginia	37 78				
				149	A	Virginia	41 55								
				308	A	Marshall	67 88								
				22	A	Mississippi St.	38 110								
				268	H	UMBC	52 57								
				49	A	Maryland	36 93								

Non-Div I Games:

Coppin St.

Average RPI Win: 325

Average RPI Loss: 142

WON-LOST
RECORDWINNING
PCT. RANKLAST 10
GAMESSTRENGTH OF
SCHEDULEOPP. STRENGTH
OF SCHEDULETEAM
RPIADJ.
RPICONF.
RPIADJ CONF.
RPIDIV. I ONLY
DIV. I NON-CONF.2- 5
2- 5255
2550- 1
0- 1159
159238
238248
248248
24817
1717
17

TOTALS

RPI 1-25

RPI 26-50

W-L RECORDS

RPI 51-100

RPI 101-150

RPI 150+

2- 5 0- 1

2- 0 0- 0

0- 5 0- 1

0- 0 0- 0

0- 0

0- 0

0- 0

0- 0

OVERALL

HOME

AWAY

NEUTRAL

0- 0

0- 0

0- 0

0- 0

0- 2

0- 0

0- 2

0- 0

2- 2

2- 0

0- 2

0- 0

2- 5 0- 1

2- 0 0- 0

0- 5 0- 1

0- 0 0- 0

0- 0

0- 0

0- 0

0- 0

NON-CONFERENCE

HOME

AWAY

NEUTRAL

0- 0

0- 0

0- 0

0- 0

0- 2

0- 0

0- 2

0- 0

2- 2

2- 0

0- 2

0- 0

0- 0 0- 0

0- 0 0- 0

0- 0 0- 0

0- 0 0- 0

0- 0

0- 0

0- 0

0- 0

CONFERENCE

HOME

AWAY

NEUTRAL

0- 0

0- 0

0- 0

0- 0

0- 0

0- 0

0- 0

0- 0

0- 0

0- 0

0- 0

0- 0

RPI 1-25

RPI 26-50

RPI 51-100

RPI 101+

Team's RPI: 248

RPI S Opponent Score
17 A Minnesota 45 65

RPI S Opponent Score

RPI S Opponent Score

RPI S Opponent Score
101 A Stony Brook 61 63
138 A Colorado St. 53 56
156 A Lehigh 54 67
299 A Binghamton 61 72
310 H UMass Lowell 63 54
340 H Albany (NY) 48 34

LAST 12 Division I GAMES:

340 H Albany (NY) 48 34
299 A Binghamton 61 72101 A Stony Brook 61 63
156 A Lehigh 54 67
138 A Colorado St. 53 56
17 A Minnesota 45 65
310 H UMass Lowell 63 54C
o
r
n
e
l
lC
o
r
n
e
l
l

Non-Div I Games:

Cornell

Average RPI	Win: 237	WON-LOST	WINNING	LAST 10	STRENGTH OF	OPP. STRENGTH	TEAM	ADJ.	CONF.	ADJ CONF.
Average RPI	Loss: 34	RECORD	PCT. RANK	GAMES	SCHEDULE	OF SCHEDULE	RPI	RPI	RPI	RPI
DIV. I ONLY	4- 4	159	1- 0	67	104	110	110	4	4	
DIV. I NON-CONF.	4- 4	159	1- 0	67	104	110	110	4	4	

TOTALS	RPI 1-25	RPI 26-50	W-L RECORDS	RPI 51-100	RPI 101-150	RPI 150+				
4- 4	0- 3	0- 0	OVERALL	0- 0	1- 1	3- 0				
2- 2	0- 2	0- 0	HOME	0- 0	1- 0	1- 0				
2- 2	0- 1	0- 0	AWAY	0- 0	0- 1	2- 0				
0- 0	0- 0	0- 0	NEUTRAL	0- 0	0- 0	0- 0				
4- 4	0- 3	0- 0	NON-CONFERENCE	0- 0	1- 1	3- 0				
2- 2	0- 2	0- 0	HOME	0- 0	1- 0	1- 0				
2- 2	0- 1	0- 0	AWAY	0- 0	0- 1	2- 0				
0- 0	0- 0	0- 0	NEUTRAL	0- 0	0- 0	0- 0				
0- 0	0- 0	0- 0	CONFERENCE	0- 0	0- 0	0- 0				
0- 0	0- 0	0- 0	HOME	0- 0	0- 0	0- 0				
0- 0	0- 0	0- 0	AWAY	0- 0	0- 0	0- 0				
0- 0	0- 0	0- 0	NEUTRAL	0- 0	0- 0	0- 0				

RPI 1-25				RPI 26-50				RPI 51-100				RPI 101+				Team's RPI: 110
RPI	S	Opponent	Score	RPI	S	Opponent	Score	RPI	S	Opponent	Score	RPI	S	Opponent	Score	
7	A	South Dakota St.	48 74									102	A	UNI	55 65	
9	H	Drake	69 85									121	H	Nebraska	74 65	
18	H	South Dakota	65 77									234	A	Wi chi ta St.	83 71	
												263	H	Omaha	66 51	
												330	A	North Dakota St.	86 51	

LAST 12 Division I GAMES:																
234	A	Wi chi ta St.	83 71	102	A	UNI	55 65	7	A	South Dakota St.	48 74					
263	H	Omaha	66 51					330	A	North Dakota St.	86 51					
121	H	Nebraska	74 65					18	H	South Dakota	65 77					
9	H	Drake	69 85													

Non-Div I Games:

Creighton

Average RPI Win:	256	WON-LOST	WINNING	LAST 10	STRENGTH OF	OPP. STRENGTH	TEAM	ADJ.	CONF.	ADJ CONF.
Average RPI Loss:	174	RECORD	PCT. RANK	GAMES	SCHEDULE	OF SCHEDULE	RPI	RPI	RPI	RPI

DIV. I ONLY	4- 4	159	0- 1	276	200	232	232	17	17
DIV. I NON-CONF.	4- 4	159	0- 1	276	200	232	232	17	17
TOTALS	RPI 1-25	RPI 26-50	W-L RECORDS	RPI 51-100	RPI 101-150	RPI 150+			
4- 4	0- 0	0- 0	OVERALL	0- 1	0- 1	4- 2			
3- 0	0- 0	0- 0	HOME	0- 0	0- 0	3- 0			
1- 2	0- 0	0- 0	AWAY	0- 0	0- 1	1- 1			
0- 2	0- 0	0- 0	NEUTRAL	0- 1	0- 0	0- 1			
4- 4	0- 0	0- 0	NON-CONFERENCE	0- 1	0- 1	4- 2			
3- 0	0- 0	0- 0	HOME	0- 0	0- 0	3- 0			
1- 2	0- 0	0- 0	AWAY	0- 0	0- 1	1- 1			
0- 2	0- 0	0- 0	NEUTRAL	0- 1	0- 0	0- 1			
0- 0	0- 0	0- 0	CONFERENCE	0- 0	0- 0	0- 0			
0- 0	0- 0	0- 0	HOME	0- 0	0- 0	0- 0			
0- 0	0- 0	0- 0	AWAY	0- 0	0- 0	0- 0			
0- 0	0- 0	0- 0	NEUTRAL	0- 0	0- 0	0- 0			

RPI 1-25				RPI 26-50				RPI 51-100				RPI 101+				Team's RPI: 232	
RPI	S	Opponent	Score	RPI	S	Opponent	Score	RPI	S	Opponent	Score	RPI	S	Opponent	Score		
								71	N	Middle Tenn.	58	70	130	A	San Diego	76	78
													157	H	Boston U.	64	44
													193	A	Cal St. Fullerton	62	67
													260	H	Fairfield	59	46
													297	A	Vermont	66	42
													301	N	UC Santa Barbara	56	62
													311	H	Loyola Maryland	54	41
LAST 12 Division I GAMES:																	
				157	H	Boston U.	64	44	301	N	UC Santa Barbara	56	62				
				130	A	San Diego	76	78	260	H	Fairfield	59	46				
				193	A	Cal St. Fullerton	62	67									
				71	N	Middle Tenn.	58	70									
				297	A	Vermont	66	42									
				311	H	Loyola Maryland	54	41									

Non-Div I Games:

Dartmouth

Average RPI Win: 268		WON-LOST	WINNING	LAST 10	STRENGTH OF		OPP. STRENGTH	TEAM	ADJ.	CONF.	ADJ CONF.
Average RPI Loss: 208		RECORD	PCT. RANK	GAMES	SCHEDULE		OF SCHEDULE	RPI	RPI	RPI	RPI
DIV. I ONLY		3- 5	218	0- 1	329		242	312	312	16	16
DIV. I NON-CONF.		3- 5	218	0- 1	329		242	312	312	16	16
<hr/>											
TOTALS		RPI 1-25		RPI 26-50	W-L RECORDS		RPI 51-100	RPI 101-150		RPI 150+	
3- 5		0- 0		0- 0	OVERALL		0- 0	0- 0		3- 5	
2- 1		0- 0		0- 0	HOME		0- 0	0- 0		2- 1	
1- 4		0- 0		0- 0	AWAY		0- 0	0- 0		1- 4	
0- 0		0- 0		0- 0	NEUTRAL		0- 0	0- 0		0- 0	
3- 5		0- 0		0- 0	NON-CONFERENCE		0- 0	0- 0		3- 5	
2- 1		0- 0		0- 0	HOME		0- 0	0- 0		2- 1	
1- 4		0- 0		0- 0	AWAY		0- 0	0- 0		1- 4	
0- 0		0- 0		0- 0	NEUTRAL		0- 0	0- 0		0- 0	
0- 0		0- 0		0- 0	CONFERENCE		0- 0	0- 0		0- 0	
0- 0		0- 0		0- 0	HOME		0- 0	0- 0		0- 0	
0- 0		0- 0		0- 0	AWAY		0- 0	0- 0		0- 0	
0- 0		0- 0		0- 0	NEUTRAL		0- 0	0- 0		0- 0	

RPI 1-25				RPI 26-50				RPI 51-100				RPI 101+ Team's RPI: 312			
RPI	S	Opponent	Score	RPI	S	Opponent	Score	RPI	S	Opponent	Score	RPI	S	Opponent	Score
												164	A	UNC Asheville	56 69
												182	A	Princeton	57 65
												184	H	William & Mary	76 65
												216	H	Appalachian St.	78 81
												221	A	Elon	72 73
												259	A	Gardner-Webb	49 54
												275	H	High Point	71 62
												346	A	Charleston So.	72 34
<hr/>															
LAST 12 Division I GAMES:															
259	A	Gardner-Webb	49 54	221	A	Elon	72 73	182	A	Princeton	57 65	275	H	High Point	71 62
346	A	Charleston So.	72 34	184	H	William & Mary	76 65	164	A	UNC Asheville	56 69	216	H	Appalachian St.	78 81

Non-Div I Games: Queens (NC) 80 47

Davidson

Average RPI Win: 157

Average RPI Loss: 58

WON-LOST
RECORDWINNING
PCT. RANKLAST 10
GAMESSTRENGTH OF
SCHEDULEOPP. STRENGTH
OF SCHEDULETEAM
RPIADJ.
RPICONF.
RPIADJ CONF.
RPIDIV. I ONLY
DIV. I NON-CONF.3- 5
3- 5218
2181- 0
1- 07
7223
22383
8383
8316
1616
16

TOTALS

RPI 1-25

RPI 26-50

W-L RECORDS

RPI 51-100

RPI 101-150

RPI 150+

3- 5 0- 1
3- 1 0- 0
0- 4 0- 1
0- 0 0- 00- 2
0- 1
0- 1
0- 0OVERALL
HOME
AWAY
NEUTRAL1- 1
1- 0
0- 1
0- 01- 1
1- 0
0- 1
0- 01- 0
1- 0
0- 0
0- 03- 5 0- 1
3- 1 0- 0
0- 4 0- 1
0- 0 0- 00- 2
0- 1
0- 1
0- 0NON-CONFERENCE
HOME
AWAY
NEUTRAL1- 1
1- 0
0- 1
0- 01- 1
1- 0
0- 1
0- 01- 0
1- 0
0- 0
0- 00- 0 0- 0
0- 0 0- 0
0- 0 0- 0
0- 0 0- 00- 0
0- 0
0- 0
0- 0CONFERENCE
HOME
AWAY
NEUTRAL0- 0
0- 0
0- 0
0- 00- 0
0- 0
0- 0
0- 00- 0
0- 0
0- 0
0- 0

RPI 1-25

RPI 26-50

RPI 51-100

Team's RPI: 83

RPI 101+

RPI S Opponent Score
23 A Green Bay 35 51RPI S Opponent Score
30 H Northeastern 79 84
49 A Maryland 71 82RPI S Opponent Score
74 H Toledo 70 49
87 A South Carolina 55 65RPI S Opponent Score
103 A James Madison 55 68
109 H Buffalo 72 59
287 H Colgate 67 58

LAST 12 Division I GAMES:

109 H Buffalo 72 59	74 H Toledo 70 49
103 A James Madison 55 68	30 H Northeastern 79 84
87 A South Carolina 55 65	49 A Maryland 71 82
23 A Green Bay 35 51	287 H Colgate 67 58

D
a
y
t
o
nD
a
y
t
o
n

Non-Div I Games:

Dayton

DePaul

Through Games Of Dec. 10, 2018

Average RPI Win:	159	WON-LOST	WINNING	LAST 10	STRENGTH OF	OPP. STRENGTH	TEAM	ADJ.	CONF.	ADJ CONF.
Average RPI Loss:	5	RECORD	PCT. RANK	GAMES	SCHEDULE	OF SCHEDULE	RPI	RPI	RPI	RPI
DIV. I ONLY	7- 3	91	1- 0	62	15	39	39	4	4	
DIV. I NON-CONF.	7- 3	91	1- 0	62	15	39	39	4	4	

TOTALS	RPI 1-25	RPI 26-50	W-L RECORDS	RPI 51-100	RPI 101-150	RPI 150+				
7- 3	1- 3	0- 0	OVERALL	2- 0	0- 0	4- 0				
4- 1	1- 1	0- 0	HOME	1- 0	0- 0	2- 0				
1- 1	0- 1	0- 0	AWAY	0- 0	0- 0	1- 0				
2- 1	0- 1	0- 0	NEUTRAL	1- 0	0- 0	1- 0				
7- 3	1- 3	0- 0	NON-CONFERENCE	2- 0	0- 0	4- 0				
4- 1	1- 1	0- 0	HOME	1- 0	0- 0	2- 0				
1- 1	0- 1	0- 0	AWAY	0- 0	0- 0	1- 0				
2- 1	0- 1	0- 0	NEUTRAL	1- 0	0- 0	1- 0				
0- 0	0- 0	0- 0	CONFERENCE	0- 0	0- 0	0- 0				
0- 0	0- 0	0- 0	HOME	0- 0	0- 0	0- 0				
0- 0	0- 0	0- 0	AWAY	0- 0	0- 0	0- 0				
0- 0	0- 0	0- 0	NEUTRAL	0- 0	0- 0	0- 0				

Depaul

RPI 1-25				Team's RPI: 39		RPI 51-100				RPI 101+					
RPI	S	Opponent	Score	RPI	S	Opponent	Score	RPI	S	Opponent	Score	RPI	S	Opponent	Score
1	H	Notre Dame	77 101					62	H	Northwestern	76 60	179	A	Oklahoma	87 76
3	A	UConn	63 99					95	N	Kansas St.	79 59	182	N	Princeton	82 67
11	N	Syracuse	81 83									223	H	Temple	102 88
23	H	Green Bay	73 64									348	H	Savannah St.	124 61

LAST 12 Division I GAMES:															
223	H	Temple	102 88	179	A	Oklahoma	87 76								
3	A	UConn	63 99	62	H	Northwestern	76 60								
348	H	Savannah St.	124 61	1	H	Notre Dame	77 101								
11	N	Syracuse	81 83	23	H	Green Bay	73 64								
95	N	Kansas St.	79 59												
182	N	Princeton	82 67												

Non-Div I Games:

DePaul

Loss, Non-Conf, S Site, H Home A Away N Neutral

Page 66

Non-Div I Games:

DePaul

Delaware				Through Games Of Dec. 10, 2018							
Average RPI	Win:	271	WON-LOST	WINNING	LAST 10	STRENGTH OF	OPP. STRENGTH	TEAM	ADJ.	CONF.	ADJ CONF.
Average RPI	Loss:	113	RECORD	PCT. RANK	GAMES	SCHEDULE	OF SCHEDULE	RPI	RPI	RPI	RPI
DIV. I ONLY		3- 6	238	1- 0	119	296	206	206	13	13	
DIV. I NON-CONF.		3- 6	238	1- 0	119	296	206	206	13	13	

TOTALS	RPI 1-25		RPI 26-50		W-L RECORDS	RPI 51-100	RPI 101-150		RPI 150+		
3- 6	0- 0		0- 1		OVERALL	0- 0	0- 3		3- 2		
0- 1	0- 0		0- 1		HOME	0- 0	0- 0		0- 0		
1- 3	0- 0		0- 0		AWAY	0- 0	0- 1		1- 2		
2- 2	0- 0		0- 0		NEUTRAL	0- 0	0- 2		2- 0		
3- 6	0- 0		0- 1		NON-CONFERENCE	0- 0	0- 3		3- 2		
0- 1	0- 0		0- 1		HOME	0- 0	0- 0		0- 0		
1- 3	0- 0		0- 0		AWAY	0- 0	0- 1		1- 2		
2- 2	0- 0		0- 0		NEUTRAL	0- 0	0- 2		2- 0		
0- 0	0- 0		0- 0		CONFERENCE	0- 0	0- 0		0- 0		
0- 0	0- 0		0- 0		HOME	0- 0	0- 0		0- 0		
0- 0	0- 0		0- 0		AWAY	0- 0	0- 0		0- 0		
0- 0	0- 0		0- 0		NEUTRAL	0- 0	0- 0		0- 0		

RPI 1-25				RPI 26-50				RPI 51-100				RPI 101+ Team's RPI: 206			
RPI	S	Opponent	Score	RPI	S	Opponent	Score	RPI	S	Opponent	Score	RPI	S	Opponent	Score
				33	H	UCF	60 71					102	A	UNI	67 79
												106	N	Montana St.	60 69
												112	N	Bradley	47 59
												157	A	Boston U.	61 72
												166	A	George Mason	46 72
												192	N	Nicholls St.	71 56
												304	A	Delaware St.	85 77
												317	N	Lafayette	65 47

LAST 12 Division I GAMES:															
				157	A	Boston U.	61 72	317	N	Lafayette	65 47				
				112	N	Bradley	47 59	192	N	Nicholls St.	71 56				
				304	A	Delaware St.	85 77	33	H	UCF	60 71				
				106	N	Montana St.	60 69	166	A	George Mason	46 72				
				102	A	UNI	67 79								

Non-Div I Games:

Delaware

Average RPI	Win:	0	WON-LOST	WINNING	LAST 10	STRENGTH OF	OPP. STRENGTH	TEAM	ADJ.	CONF.	ADJ CONF.
Average RPI	Loss:	132	RECORD	PCT. RANK	GAMES	SCHEDULE	OF SCHEDULE	RPI	RPI	RPI	RPI
DIV. I ONLY		0- 5		327	0- 1	122	159	304	304	32	32
DIV. I NON-CONF.		0- 5		327	0- 1	122	159	304	304	32	32
<hr/>											
TOTALS	RPI 1-25		RPI 26-50		W-L RECORDS	RPI 51-100		RPI 101-150		RPI 150+	
0- 5	0- 0		0- 0		OVERALL	0- 2		0- 1		0- 2	
0- 2	0- 0		0- 0		HOME	0- 0		0- 1		0- 1	
0- 3	0- 0		0- 0		AWAY	0- 2		0- 0		0- 1	
0- 0	0- 0		0- 0		NEUTRAL	0- 0		0- 0		0- 0	
0- 5	0- 0		0- 0		NON-CONFERENCE	0- 2		0- 1		0- 2	
0- 2	0- 0		0- 0		HOME	0- 0		0- 1		0- 1	
0- 3	0- 0		0- 0		AWAY	0- 2		0- 0		0- 1	
0- 0	0- 0		0- 0		NEUTRAL	0- 0		0- 0		0- 0	
0- 0	0- 0		0- 0		CONFERENCE	0- 0		0- 0		0- 0	
0- 0	0- 0		0- 0		HOME	0- 0		0- 0		0- 0	
0- 0	0- 0		0- 0		AWAY	0- 0		0- 0		0- 0	
0- 0	0- 0		0- 0		NEUTRAL	0- 0		0- 0		0- 0	

RPI 1-25				RPI 26-50				RPI 51-100				RPI 101+ Team's RPI : 304						
RPI	S	Opponent	Score	RPI	S	Opponent	Score	RPI	S	Opponent	Score	RPI	S	Opponent	Score			
								59	A	Xavi er	59	80	103	H	James Madi son	57	103	
								68	A	St. John' s (NY)	44	82	206	H	Del aware	77	85	
													223	A	Templ e	61	75	
LAST 12 Division I GAMES:																		
				59	A	Xavi er	59	80	68	A	St. John' s (NY)	44	82	206	H	Del aware	77	85
									103	H	James Madi son	57	103					
									223	A	Templ e	61	75					

Non-Div I Games: Post 65 53 Cheyney 79 59

Del aware St.

Average RPI Win: 331 WON-LOST RECORD WINNING PCT. RANK LAST 10 GAMES STRENGTH OF SCHEDULE OPP. STRENGTH OF SCHEDULE TEAM RPI ADJ. RPI CONF. RPI ADJ CONF. RPI

Average RPI Loss: 168

DIV. I ONLY	1- 7	307	0- 1	133	315	281	281	15	15
DIV. I NON-CONF.	1- 7	307	0- 1	133	315	281	281	15	15
TOTALS	RPI 1-25	RPI 26-50	W-L RECORDS	RPI 51-100	RPI 101-150	RPI 150+			
1- 7	0- 0	0- 1	OVERALL	0- 1	0- 1	1- 4			
0- 3	0- 0	0- 0	HOME	0- 0	0- 1	0- 2			
1- 4	0- 0	0- 1	AWAY	0- 1	0- 0	1- 2			
0- 0	0- 0	0- 0	NEUTRAL	0- 0	0- 0	0- 0			
1- 7	0- 0	0- 1	NON-CONFERENCE	0- 1	0- 1	1- 4			
0- 3	0- 0	0- 0	HOME	0- 0	0- 1	0- 2			
1- 4	0- 0	0- 1	AWAY	0- 1	0- 0	1- 2			
0- 0	0- 0	0- 0	NEUTRAL	0- 0	0- 0	0- 0			
0- 0	0- 0	0- 0	CONFERENCE	0- 0	0- 0	0- 0			
0- 0	0- 0	0- 0	HOME	0- 0	0- 0	0- 0			
0- 0	0- 0	0- 0	AWAY	0- 0	0- 0	0- 0			
0- 0	0- 0	0- 0	NEUTRAL	0- 0	0- 0	0- 0			

RPI 1-25	RPI 26-50	RPI 51-100	RPI 101+	Team's RPI: 281
RPI S Opponent Score	RPI S Opponent Score	RPI S Opponent Score	RPI S Opponent Score	
	44 A Mi chi gan 62 95	92 A Ohio St. 41 55	111 H Mi ami (OH) 59 78	
			171 A Loyol a Chi cago 43 52	
			174 A Eastern Mi ch. 53 60	
			263 H Omaha 42 51	
			319 H Western Mi ch. 44 54	
			331 A Manhattan 58 56	
LAST 12 Division I GAMES:				
	111 H Mi ami (OH) 59 78	319 H Western Mi ch. 44 54		
	171 A Loyol a Chi cago 43 52	174 A Eastern Mi ch. 53 60		
	92 A Ohio St. 41 55	263 H Omaha 42 51		
		331 A Manhattan 58 56		
		44 A Mi chi gan 62 95		

Non-Div I Games: Mi ch. -Dearborn 68 60

Detroit Mercy

Average RPI Win: 116

Average RPI Loss: 4

WON-LOST
RECORDWINNING
PCT. RANKLAST 10
GAMESSTRENGTH OF
SCHEDULEOPP. STRENGTH
OF SCHEDULETEAM
RPIADJ.
RPICONF.
RPIADJ CONF.
RPIDIV. I ONLY
DIV. I NON-CONF.7- 2
7- 251
511- 0
1- 039
393
39
99
914
1414
14

TOTALS

RPI 1-25

RPI 26-50

W-L RECORDS

RPI 51-100

RPI 101-150

RPI 150+

7- 2 1- 2

2- 0 1- 0

3- 1 0- 1

2- 1 0- 1

0- 0

0- 0

0- 0

0- 0

OVERALL

2- 0

HOME

0- 0

AWAY

0- 0

NEUTRAL

2- 0

3- 0

1- 0

2- 0

0- 0

1- 0

0- 0

1- 0

0- 0

7- 2 1- 2

2- 0 1- 0

3- 1 0- 1

2- 1 0- 1

0- 0

0- 0

0- 0

0- 0

NON-CONFERENCE

2- 0

HOME

0- 0

AWAY

0- 0

NEUTRAL

2- 0

3- 0

1- 0

2- 0

0- 0

1- 0

0- 0

1- 0

0- 0

0- 0 0- 0

0- 0 0- 0

0- 0 0- 0

0- 0 0- 0

0- 0

0- 0

0- 0

0- 0

CONFERENCE

0- 0

HOME

0- 0

AWAY

0- 0

NEUTRAL

0- 0

0- 0

0- 0

0- 0

0- 0

0- 0

0- 0

0- 0

0- 0

RPI 1-25

Team's RPI: 9

RPI 26-50

RPI 51-100

RPI 101+

RPI	S	Opponent	Score
1	N	Notre Dame	64 82
7	A	South Dakota St.	71 80
18	H	South Dakota	76 64

RPI	S	Opponent	Score
-----	---	----------	-------

RPI	S	Opponent	Score
87	N	South Carolina	90 85
98	N	Rutgers	69 59

RPI	S	Opponent	Score
110	A	Creighton	85 69
121	A	Nebraska	83 77
128	H	CSUN	73 63
251	A	Western Ill.	98 71

LAST 12 Division I GAMES:

87	N	South Carolina	90	85	110	A	Creighton	85	69
1	N	Notre Dame	64	82	98	N	Rutgers	69	59
7	A	South Dakota St.	71	80	128	H	CSUN	73	63
					18	H	South Dakota	76	64
					251	A	Western Ill.	98	71
					121	A	Nebraska	83	77

Non-Div I Games:

Clarke

91 43

Drake

Average RPI Win: 264			WON-LOST	WINNING	LAST 10	STRENGTH OF		OPP. STRENGTH	TEAM	ADJ.	CONF.	ADJ CONF.
Average RPI Loss: 92			RECORD	PCT. RANK	GAMES	SCHEDULE		OF SCHEDULE	RPI	RPI	RPI	RPI
DIV. I ONLY			6- 2	68	1- 0	264		196	148	148	13	13
DIV. I NON-CONF.			6- 2	68	1- 0	264		196	148	148	13	13

TOTALS		RPI 1-25		RPI 26-50		W-L RECORDS		RPI 51-100	RPI 101-150		RPI 150+	
6- 2		0- 0		0- 0		OVERALL		1- 1	0- 1		5- 0	
2- 1		0- 0		0- 0		HOME		1- 1	0- 0		1- 0	
3- 0		0- 0		0- 0		AWAY		0- 0	0- 0		3- 0	
1- 1		0- 0		0- 0		NEUTRAL		0- 0	0- 1		1- 0	
6- 2		0- 0		0- 0		NON-CONFERENCE		1- 1	0- 1		5- 0	
2- 1		0- 0		0- 0		HOME		1- 1	0- 0		1- 0	
3- 0		0- 0		0- 0		AWAY		0- 0	0- 0		3- 0	
1- 1		0- 0		0- 0		NEUTRAL		0- 0	0- 1		1- 0	
0- 0		0- 0		0- 0		CONFERENCE		0- 0	0- 0		0- 0	
0- 0		0- 0		0- 0		HOME		0- 0	0- 0		0- 0	
0- 0		0- 0		0- 0		AWAY		0- 0	0- 0		0- 0	
0- 0		0- 0		0- 0		NEUTRAL		0- 0	0- 0		0- 0	

RPI 1-25				RPI 26-50				RPI 51-100				RPI 101+				Team's RPI: 148
RPI	S	Opponent	Score	RPI	S	Opponent	Score	RPI	S	Opponent	Score	RPI	S	Opponent	Score	
								58	H	Bucknell	64 42	108	N	Wright St.	63 71	
								76	H	Quinnipiac	52 56	290	N	Siena	51 39	
												297	A	Vermont	60 44	
												302	A	La Salle	58 43	
												306	H	Saint Joseph's	51 34	
												331	A	Manhattan	53 39	

LAST 12 Division I GAMES:																
				297	A	Vermont	60 44	306	H	Saint Joseph's	51 34					
				108	N	Wright St.	63 71	76	H	Quinnipiac	52 56					
				331	A	Manhattan	53 39									
				302	A	La Salle	58 43									
				290	N	Siena	51 39									
				58	H	Bucknell	64 42									

Non-Div I Games:

Drexel

Average RPI	Win:	172	WON-LOST	WINNING	LAST 10	STRENGTH OF	OPP. STRENGTH	TEAM	ADJ.	CONF.	ADJ CONF.
Average RPI	Loss:	67	RECORD	PCT. RANK	GAMES	SCHEDULE	OF SCHEDULE	RPI	RPI	RPI	RPI
DIV. I ONLY		6- 3		98	0- 1	60	127	45	45	1	1
DIV. I NON-CONF.		6- 3		98	0- 1	60	127	45	45	1	1

TOTALS	RPI 1-25		RPI 26-50		W-L RECORDS	RPI 51-100		RPI 101-150		RPI 150+	
6- 3	0- 0		0- 0		OVERALL	1- 3		2- 0		3- 0	
3- 0	0- 0		0- 0		HOME	0- 0		1- 0		2- 0	
2- 1	0- 0		0- 0		AWAY	1- 1		1- 0		0- 0	
1- 2	0- 0		0- 0		NEUTRAL	0- 2		0- 0		1- 0	
6- 3	0- 0		0- 0		NON-CONFERENCE	1- 3		2- 0		3- 0	
3- 0	0- 0		0- 0		HOME	0- 0		1- 0		2- 0	
2- 1	0- 0		0- 0		AWAY	1- 1		1- 0		0- 0	
1- 2	0- 0		0- 0		NEUTRAL	0- 2		0- 0		1- 0	
0- 0	0- 0		0- 0		CONFERENCE	0- 0		0- 0		0- 0	
0- 0	0- 0		0- 0		HOME	0- 0		0- 0		0- 0	
0- 0	0- 0		0- 0		AWAY	0- 0		0- 0		0- 0	
0- 0	0- 0		0- 0		NEUTRAL	0- 0		0- 0		0- 0	

RPI 1-25	RPI 26-50	Team's RPI: 45	RPI 51-100	RPI 101+
RPI S Opponent Score	RPI S Opponent Score		RPI S Opponent Score	RPI S Opponent Score
			53 A Maine 66 63	116 H Marist 64 56
			62 A Northwestern 58 84	126 A Wisconsin 60 53
			63 N Washington 64 71	221 H Elon 81 64
			77 N Missouri 54 62	222 H UNLV 66 38
				296 N Ball St. 79 62
LAST 12 Division I GAMES:				
126 A Wisconsin 60 53	77 N Missouri 54 62			
63 N Washington 64 71	296 N Ball St. 79 62			
221 H Elon 81 64	222 H UNLV 66 38			
53 A Maine 66 63	116 H Marist 64 56			
62 A Northwestern 58 84				

Non-Div I Games:

Duke

Average RPI	Win:	168	WON-LOST	WINNING	LAST 10	STRENGTH OF	OPP. STRENGTH	TEAM	ADJ.	CONF.	ADJ CONF.
Average RPI	Loss:	55	RECORD	PCT. RANK	GAMES	SCHEDULE	OF SCHEDULE	RPI	RPI	RPI	RPI
DIV. I ONLY		4- 3		134	1- 0	44	131	28	28	16	16
DIV. I NON-CONF.		4- 3		134	1- 0	44	131	28	28	16	16

TOTALS	RPI 1-25		RPI 26-50		W-L RECORDS	RPI 51-100		RPI 101-150		RPI 150+	
4- 3	0- 0		0- 2		OVERALL	0- 1		2- 0		2- 0	
1- 0	0- 0		0- 0		HOME	0- 0		1- 0		0- 0	
3- 3	0- 0		0- 2		AWAY	0- 1		1- 0		2- 0	
0- 0	0- 0		0- 0		NEUTRAL	0- 0		0- 0		0- 0	
4- 3	0- 0		0- 2		NON-CONFERENCE	0- 1		2- 0		2- 0	
1- 0	0- 0		0- 0		HOME	0- 0		1- 0		0- 0	
3- 3	0- 0		0- 2		AWAY	0- 1		1- 0		2- 0	
0- 0	0- 0		0- 0		NEUTRAL	0- 0		0- 0		0- 0	
0- 0	0- 0		0- 0		CONFERENCE	0- 0		0- 0		0- 0	
0- 0	0- 0		0- 0		HOME	0- 0		0- 0		0- 0	
0- 0	0- 0		0- 0		AWAY	0- 0		0- 0		0- 0	
0- 0	0- 0		0- 0		NEUTRAL	0- 0		0- 0		0- 0	

RPI	S	Opponent	Score	RPI	S	Opponent	Score	RPI	S	Opponent	Score	RPI	S	Opponent	Score
42	A	TCU	61	48	A	Texas	78	74	A	Toledo	65	115	A	Penn St.	64 58
48	A	Texas	78	41	A	Texas	78	74	A	Toledo	65	146	H	Mt. St. Mary's	73 64
												165	A	Kent St.	77 72
												244	A	Saint Francis (PA)	93 73

LAST 12 Division I GAMES:															
115	A	Penn St.	64 58	165	A	Kent St.	77 72	244	A	Saint Francis (PA)	93 73	74	A	Toledo	52 65
				146	H	Mt. St. Mary's	73 64	48	A	Texas	41 78	42	A	TCU	48 61

Non-Div I Games:

Duquesne

Average RPI Win:	216	WON-LOST	WINNING	LAST 10	STRENGTH OF	OPP. STRENGTH	TEAM	ADJ.	CONF.	ADJ CONF.
Average RPI Loss:	144	RECORD	PCT. RANK	GAMES	SCHEDULE	OF SCHEDULE	RPI	RPI	RPI	RPI
DIV. I ONLY	1- 10	326	0- 2	96	231	285	285	24	24	
DIV. I NON-CONF.	1- 10	326	0- 2	96	231	285	285	24	24	

TOTALS	RPI 1-25	RPI 26-50	W-L RECORDS	RPI 51-100	RPI 101-150	RPI 150+				
1- 10	0- 0	0- 1	OVERALL	0- 3	0- 2	1- 4				
1- 3	0- 0	0- 0	HOME	0- 0	0- 1	1- 2				
0- 4	0- 0	0- 1	AWAY	0- 1	0- 1	0- 1				
0- 3	0- 0	0- 0	NEUTRAL	0- 2	0- 0	0- 1				
1- 10	0- 0	0- 1	NON-CONFERENCE	0- 3	0- 2	1- 4				
1- 3	0- 0	0- 0	HOME	0- 0	0- 1	1- 2				
0- 4	0- 0	0- 1	AWAY	0- 1	0- 1	0- 1				
0- 3	0- 0	0- 0	NEUTRAL	0- 2	0- 0	0- 1				
0- 0	0- 0	0- 0	CONFERENCE	0- 0	0- 0	0- 0				
0- 0	0- 0	0- 0	HOME	0- 0	0- 0	0- 0				
0- 0	0- 0	0- 0	AWAY	0- 0	0- 0	0- 0				
0- 0	0- 0	0- 0	NEUTRAL	0- 0	0- 0	0- 0				

RPI 1-25				RPI 26-50				RPI 51-100				RPI 101+ Team's RPI: 285			
RPI	S	Opponent	Score	RPI	S	Opponent	Score	RPI	S	Opponent	Score	RPI	S	Opponent	Score
				31	A	Michigan St.	53 75	87	N	South Carolina	55 101	133	H	Houston	77 84
								93	A	Radford	64 79	145	A	South Alabama	74 81
								98	N	Rutgers	44 68	160	N	Western Ky.	68 82
												187	A	Cincinnati	64 77
												203	H	Troy	66 84
												216	H	Appalachian St.	95 64
												300	H	Liberty	86 89
LAST 12 Division I GAMES:															
				98	N	Rutgers	44 68	87	N	South Carolina	55 101				
				160	N	Western Ky.	68 82	203	H	Troy	66 84				
				300	H	Liberty	86 89	93	A	Radford	64 79				
				133	H	Houston	77 84	31	A	Michigan St.	53 75				
				216	H	Appalachian St.	95 64	187	A	Cincinnati	64 77				
				145	A	South Alabama	74 81								

Non-Div I Games:

ETSU

Average RPI	Win:	236	WON-LOST	WINNING	LAST 10	STRENGTH OF	OPP. STRENGTH	TEAM	ADJ.	CONF.	ADJ CONF.
Average RPI	Loss:	132	RECORD	PCT. RANK	GAMES	SCHEDULE	OF SCHEDULE	RPI	RPI	RPI	RPI
DIV. I ONLY		5- 2		81	0- 1	293	162	173	173	8	8
DIV. I NON-CONF.		5- 2		81	0- 1	293	162	173	173	8	8

TOTALS	RPI 1-25		RPI 26-50		W-L RECORDS	RPI 51-100		RPI 101-150		RPI 150+	
5- 2	0- 0		0- 0		OVERALL	1- 1		0- 0		4- 1	
5- 0	0- 0		0- 0		HOME	1- 0		0- 0		4- 0	
0- 2	0- 0		0- 0		AWAY	0- 1		0- 0		0- 1	
0- 0	0- 0		0- 0		NEUTRAL	0- 0		0- 0		0- 0	
5- 2	0- 0		0- 0		NON-CONFERENCE	1- 1		0- 0		4- 1	
5- 0	0- 0		0- 0		HOME	1- 0		0- 0		4- 0	
0- 2	0- 0		0- 0		AWAY	0- 1		0- 0		0- 1	
0- 0	0- 0		0- 0		NEUTRAL	0- 0		0- 0		0- 0	
0- 0	0- 0		0- 0		CONFERENCE	0- 0		0- 0		0- 0	
0- 0	0- 0		0- 0		HOME	0- 0		0- 0		0- 0	
0- 0	0- 0		0- 0		AWAY	0- 0		0- 0		0- 0	
0- 0	0- 0		0- 0		NEUTRAL	0- 0		0- 0		0- 0	

RPI 1-25				RPI 26-50				RPI 51-100				RPI 101+ Team's RPI: 173			
RPI	S	Opponent	Score	RPI	S	Opponent	Score	RPI	S	Opponent	Score	RPI	S	Opponent	Score
								80	A	Charlotte	46 52	168	H	Monmouth	73 67
								94	H	Wake Forest	70 61	184	A	William & Mary	43 63
												245	H	Kennesaw St.	68 56
												333	H	UMES	84 69
												342	H	Grand Canyon	59 47
LAST 12 Division I GAMES:															
184	A	William & Mary	43 63	80	A	Charlotte	46 52								
94	H	Wake Forest	70 61												
245	H	Kennesaw St.	68 56												
342	H	Grand Canyon	59 47												
168	H	Monmouth	73 67												
333	H	UMES	84 69												

Non-Div I Games:

East Carolina

Average RPI Win:	286	WON-LOST	WINNING	LAST 10	STRENGTH OF	OPP. STRENGTH	TEAM	ADJ.	CONF.	ADJ CONF.
Average RPI Loss:	150	RECORD	PCT. RANK	GAMES	SCHEDULE	OF SCHEDULE	RPI	RPI	RPI	RPI
DIV. I ONLY	2- 4	238	0- 1	202	240	229	229	21	21	
DIV. I NON-CONF.	2- 4	238	0- 1	202	240	229	229	21	21	

TOTALS	RPI 1-25	RPI 26-50	W-L RECORDS	RPI 51-100	RPI 101-150	RPI 150+				
2- 4	0- 0	0- 0	OVERALL	0- 1	0- 1	2- 2				
1- 0	0- 0	0- 0	HOME	0- 0	0- 0	1- 0				
0- 4	0- 0	0- 0	AWAY	0- 1	0- 1	0- 2				
1- 0	0- 0	0- 0	NEUTRAL	0- 0	0- 0	1- 0				
2- 4	0- 0	0- 0	NON-CONFERENCE	0- 1	0- 1	2- 2				
1- 0	0- 0	0- 0	HOME	0- 0	0- 0	1- 0				
0- 4	0- 0	0- 0	AWAY	0- 1	0- 1	0- 2				
1- 0	0- 0	0- 0	NEUTRAL	0- 0	0- 0	1- 0				
0- 0	0- 0	0- 0	CONFERENCE	0- 0	0- 0	0- 0				
0- 0	0- 0	0- 0	HOME	0- 0	0- 0	0- 0				
0- 0	0- 0	0- 0	AWAY	0- 0	0- 0	0- 0				
0- 0	0- 0	0- 0	NEUTRAL	0- 0	0- 0	0- 0				

RPI 1-25				RPI 26-50				RPI 51-100				RPI 101+				Team's RPI: 229
RPI	S	Opponent	Score	RPI	S	Opponent	Score	RPI	S	Opponent	Score	RPI	S	Opponent	Score	
								67	A	Butler	37	72				
												112	A	Bradley	64	67
												162	A	Southern Ill.	59	73
												251	N	Western Ill.	64	62
												258	A	Valparaiso	60	62
												321	H	Purdue Fort Wayne	72	63

								LAST 12 Division I GAMES:								
								162	A	Southern Ill.	59	73				
								251	N	Western Ill.	64	62				
								258	A	Valparaiso	60	62				
								112	A	Bradley	64	67				
								321	H	Purdue Fort Wayne	72	63				
								67	A	Butler	37	72				

Non-Div I Games: Lincoln Christian 97 34 Oakland City 102 43

Eastern III.

Average RPI Win:	0	WON-LOST	WINNING	LAST 10	STRENGTH OF	OPP. STRENGTH	TEAM	ADJ.	CONF.	ADJ CONF.
Average RPI Loss:	165	RECORD	PCT. RANK	GAMES	SCHEDULE	OF SCHEDULE	RPI	RPI	RPI	RPI
DIV. I ONLY	0- 8	327	0- 1	21	341	262	262	21	21	
DIV. I NON-CONF.	0- 8	327	0- 1	21	341	262	262	21	21	

TOTALS	RPI 1-25	RPI 26-50	W-L RECORDS	RPI 51-100	RPI 101-150	RPI 150+				
0- 8	0- 1	0- 0	OVERALL	0- 1	0- 1	0- 5				
0- 2	0- 0	0- 0	HOME	0- 0	0- 0	0- 2				
0- 4	0- 0	0- 0	AWAY	0- 1	0- 1	0- 2				
0- 2	0- 1	0- 0	NEUTRAL	0- 0	0- 0	0- 1				
0- 8	0- 1	0- 0	NON-CONFERENCE	0- 1	0- 1	0- 5				
0- 2	0- 0	0- 0	HOME	0- 0	0- 0	0- 2				
0- 4	0- 0	0- 0	AWAY	0- 1	0- 1	0- 2				
0- 2	0- 1	0- 0	NEUTRAL	0- 0	0- 0	0- 1				
0- 0	0- 0	0- 0	CONFERENCE	0- 0	0- 0	0- 0				
0- 0	0- 0	0- 0	HOME	0- 0	0- 0	0- 0				
0- 0	0- 0	0- 0	AWAY	0- 0	0- 0	0- 0				
0- 0	0- 0	0- 0	NEUTRAL	0- 0	0- 0	0- 0				

RPI 1-25				RPI 26-50				RPI 51-100				RPI 101+ Team's RPI : 262			
RPI	S	Opponent	Score	RPI	S	Opponent	Score	RPI	S	Opponent	Score	RPI	S	Opponent	Score
25	N	Florida St.	45 62					81	A	Ohio	60 100	111	A	Miami (OH)	44 60
												166	H	George Mason	75 91
												188	H	Saint Louis	43 70
												209	N	West Virginia	39 81
												220	A	Akron	54 63
												319	A	Western Mich.	53 64

LAST 12 Division I GAMES:															
209	N	West Virginia	39 81	111	A	Miami (OH)	44 60	188	H	Saint Louis	43 70				
166	H	George Mason	75 91												
220	A	Akron	54 63												
319	A	Western Mich.	53 64												
25	N	Florida St.	45 62												
81	A	Ohio	60 100												

Non-Div I Games: Ky. Christian 90 35

Eastern Ky.

Average RPI	Win:	270	WON-LOST	WINNING	LAST 10	STRENGTH OF	OPP. STRENGTH	TEAM	ADJ.	CONF.	ADJ CONF.
Average RPI	Loss:	72	RECORD	PCT. RANK	GAMES	SCHEDULE	OF SCHEDULE	RPI	RPI	RPI	RPI
DIV. I ONLY		5- 2		81	1- 0	297	129	174	174	10	10
DIV. I NON-CONF.		5- 2		81	1- 0	297	129	174	174	10	10
<hr/>											
TOTALS	RPI 1-25		RPI 26-50		W-L RECORDS	RPI 51-100		RPI 101-150		RPI 150+	
5- 2	0- 1		0- 0		OVERALL	0- 0		0- 1		5- 0	
4- 0	0- 0		0- 0		HOME	0- 0		0- 0		4- 0	
1- 1	0- 0		0- 0		AWAY	0- 0		0- 1		1- 0	
0- 1	0- 1		0- 0		NEUTRAL	0- 0		0- 0		0- 0	
5- 2	0- 1		0- 0		NON-CONFERENCE	0- 0		0- 1		5- 0	
4- 0	0- 0		0- 0		HOME	0- 0		0- 0		4- 0	
1- 1	0- 0		0- 0		AWAY	0- 0		0- 1		1- 0	
0- 1	0- 1		0- 0		NEUTRAL	0- 0		0- 0		0- 0	
0- 0	0- 0		0- 0		CONFERENCE	0- 0		0- 0		0- 0	
0- 0	0- 0		0- 0		HOME	0- 0		0- 0		0- 0	
0- 0	0- 0		0- 0		AWAY	0- 0		0- 0		0- 0	
0- 0	0- 0		0- 0		NEUTRAL	0- 0		0- 0		0- 0	

RPI 1-25				RPI 26-50				RPI 51-100				RPI 101+ Team's RPI: 174			
RPI	S	Opponent	Score	RPI	S	Opponent	Score	RPI	S	Opponent	Score	RPI	S	Opponent	Score
8	N	Iowa St.	59 85									136	A	Illinois	66 72
												218	H	UIC	52 38
												254	H	Illinois St.	50 41
												278	H	Cleveland St.	69 63
												281	H	Detroit Mercy	60 53
												321	A	Purdue Fort Wayne	87 72
<hr/>															
LAST 12 Division I GAMES:															
8	N	Iowa St.	59 85	321	A	Purdue Fort Wayne	87 72								
254	H	Illinois St.	50 41	281	H	Detroit Mercy	60 53								
278	H	Cleveland St.	69 63	136	A	Illinois	66 72								
				218	H	UIC	52 38								

Non-Div I Games:

Eastern Mich.

Average RPI Win:	0	WON-LOST	WINNING	LAST 10	STRENGTH OF	OPP. STRENGTH	TEAM	ADJ.	CONF.	ADJ CONF.
Average RPI Loss:	129	RECORD	PCT. RANK	GAMES	SCHEDULE	OF SCHEDULE	RPI	RPI	RPI	RPI

DIV. I ONLY	0- 6	327	0- 1	52	247	280	280	11	11
DIV. I NON-CONF.	0- 6	327	0- 1	52	247	280	280	11	11
<hr/>									
TOTALS	RPI 1-25	RPI 26-50	W-L RECORDS	RPI 51-100	RPI 101-150	RPI 150+			
0- 6	0- 1	0- 0	OVERALL	0- 2	0- 2	0- 1			
0- 3	0- 1	0- 0	HOME	0- 1	0- 1	0- 0			
0- 3	0- 0	0- 0	AWAY	0- 1	0- 1	0- 1			
0- 0	0- 0	0- 0	NEUTRAL	0- 0	0- 0	0- 0			
0- 6	0- 1	0- 0	NON-CONFERENCE	0- 2	0- 2	0- 1			
0- 3	0- 1	0- 0	HOME	0- 1	0- 1	0- 0			
0- 3	0- 0	0- 0	AWAY	0- 1	0- 1	0- 1			
0- 0	0- 0	0- 0	NEUTRAL	0- 0	0- 0	0- 0			
0- 0	0- 0	0- 0	CONFERENCE	0- 0	0- 0	0- 0			
0- 0	0- 0	0- 0	HOME	0- 0	0- 0	0- 0			
0- 0	0- 0	0- 0	AWAY	0- 0	0- 0	0- 0			
0- 0	0- 0	0- 0	NEUTRAL	0- 0	0- 0	0- 0			

RPI 1-25				RPI 26-50				RPI 51-100				RPI 101+ Team's RPI: 280			
RPI	S	Opponent	Score	RPI	S	Opponent	Score	RPI	S	Opponent	Score	RPI	S	Opponent	Score
16	H	Gonzaga	51 63					88	A	BYU	65 80	117	A	Boise St.	55 67
								100	H	Utah	51 95	140	H	Fresno St.	58 68
												314	A	Cal Poly	55 59
<hr/>															
LAST 12 Division I GAMES:															
117	A	Boise St.	55 67	100	H	Utah	51 95								
140	H	Fresno St.	58 68	88	A	BYU	65 80								
314	A	Cal Poly	55 59	16	H	Gonzaga	51 63								

Non-Div I Games: Eastern Ore. 66 45

Eastern Wash.

El on

Average RPI Win: 278

Average RPI Loss: 118

WON-LOST RECORD

WINNING PCT. RANK

LAST 10 GAMES

STRENGTH OF SCHEDULE

OPP. STRENGTH OF SCHEDULE

TEAM RPI

ADJ. RPI

CONF. RPI

ADJ CONF. RPI

DIV. I ONLY

DIV. I NON-CONF.

3- 5

218

0- 1

186

229

221

221

13

13

3- 5

218

0- 1

186

229

221

221

13

13

TOTALS

RPI 1-25

RPI 26-50

W-L RECORDS

RPI 51-100

RPI 101-150

RPI 150+

3- 5

0- 0

0- 2

OVERALL

0- 0

0- 1

3- 2

1- 2

0- 0

0- 1

HOME

0- 0

0- 1

1- 0

2- 3

0- 0

0- 1

AWAY

0- 0

0- 0

2- 2

0- 0

0- 0

0- 0

NEUTRAL

0- 0

0- 0

0- 0

3- 5

0- 0

0- 2

NON-CONFERENCE

0- 0

0- 1

3- 2

1- 2

0- 0

0- 1

HOME

0- 0

0- 1

1- 0

2- 3

0- 0

0- 1

AWAY

0- 0

0- 0

2- 2

0- 0

0- 0

0- 0

NEUTRAL

0- 0

0- 0

0- 0

0- 0

0- 0

0- 0

CONFERENCE

0- 0

0- 0

0- 0

0- 0

0- 0

0- 0

HOME

0- 0

0- 0

0- 0

0- 0

0- 0

0- 0

AWAY

0- 0

0- 0

0- 0

0- 0

0- 0

0- 0

NEUTRAL

0- 0

0- 0

0- 0

RPI 1-25

RPI S Opponent Score

116 H Marist 57 61

177 A Hampton 77 62

183 A W nthrop 57 58

216 A Appal achian St. 62 65

312 H Davi dson 73 72

345 A N. C. Central 83 54

RPI 26-50

RPI S Opponent Score

32 H North Carolina 69 100

45 A Duke 64 81

RPI 51-100

RPI S Opponent Score

183 A W nthrop 57 58

312 H Davi dson 73 72

177 A Hampton 77 62

Team's RPI: 221

Score

LAST 12 Division I GAMES:

116 H Marist 57 61

216 A Appal achian St. 62 65

45 A Duke 64 81

345 A N. C. Central 83 54

32 H North Carolina 69 100

183 A W nthrop 57 58

312 H Davi dson 73 72

177 A Hampton 77 62

Non-Div I Games:

Chowan

88 74

El on

Loss, Non-Conf, S Site, H Home A Away N Neutral

Page 81

Average RPI	Win: 325	WON-LOST	WINNING	LAST 10	STRENGTH OF	OPP. STRENGTH	TEAM	ADJ.	CONF.	ADJ CONF.
Average RPI	Loss: 257	RECORD	PCT. RANK	GAMES	SCHEDULE	OF SCHEDULE	RPI	RPI	RPI	RPI
DIV. I ONLY	1- 7	307	0- 1	347	290	347	347	14	14	
DIV. I NON-CONF.	1- 7	307	0- 1	347	290	347	347	14	14	

TOTALS	RPI 1-25	RPI 26-50	W-L RECORDS	RPI 51-100	RPI 101-150	RPI 150+				
1- 7	0- 0	0- 0	OVERALL	0- 0	0- 0	1- 7				
0- 4	0- 0	0- 0	HOME	0- 0	0- 0	0- 4				
1- 3	0- 0	0- 0	AWAY	0- 0	0- 0	1- 3				
0- 0	0- 0	0- 0	NEUTRAL	0- 0	0- 0	0- 0				
1- 7	0- 0	0- 0	NON-CONFERENCE	0- 0	0- 0	1- 7				
0- 4	0- 0	0- 0	HOME	0- 0	0- 0	0- 4				
1- 3	0- 0	0- 0	AWAY	0- 0	0- 0	1- 3				
0- 0	0- 0	0- 0	NEUTRAL	0- 0	0- 0	0- 0				
0- 0	0- 0	0- 0	CONFERENCE	0- 0	0- 0	0- 0				
0- 0	0- 0	0- 0	HOME	0- 0	0- 0	0- 0				
0- 0	0- 0	0- 0	AWAY	0- 0	0- 0	0- 0				
0- 0	0- 0	0- 0	NEUTRAL	0- 0	0- 0	0- 0				

RPI 1-25	RPI 26-50	RPI 51-100	RPI 101+	Team's RPI: 347
RPI S Opponent Score	RPI S Opponent Score	RPI S Opponent Score	RPI S Opponent Score	
			199 H Southeast Mo. St. 50 54	
			213 H SIUE 45 54	
			215 A Morehead St. 63 85	
			218 H UIC 54 62	
			308 A Marshall 65 72	
			321 H Purdue Fort Wayne 66 72	
			322 A Murray St. 53 81	
			325 A Chi cago St. 67 58	
LAST 12 Division I GAMES:				
199 H Southeast Mo. St. 50 54	218 H UIC 54 62			
322 A Murray St. 53 81	215 A Morehead St. 63 85			
	308 A Marshall 65 72			
	321 H Purdue Fort Wayne 66 72			
	213 H SIUE 45 54			
	325 A Chi cago St. 67 58			

Non-Div I Games:

Average RPI	Win:	221	WON-LOST	WINNING	LAST 10	STRENGTH OF	OPP. STRENGTH	TEAM	ADJ.	CONF.	ADJ CONF.
Average RPI	Loss:	14	RECORD	PCT. RANK	GAMES	SCHEDULE	OF SCHEDULE	RPI	RPI	RPI	RPI
DIV. I ONLY		5- 2	81	1- 0	227	32	86	86	26	26	
DIV. I NON-CONF.		5- 2	81	1- 0	227	32	86	86	26	26	

TOTALS	RPI 1-25		RPI 26-50		W-L RECORDS	RPI 51-100	RPI 101-150		RPI 150+		
5- 2	0- 2		0- 0		OVERALL	0- 0	2- 0		3- 0		
2- 0	0- 0		0- 0		HOME	0- 0	1- 0		1- 0		
2- 1	0- 1		0- 0		AWAY	0- 0	0- 0		2- 0		
1- 1	0- 1		0- 0		NEUTRAL	0- 0	1- 0		0- 0		
5- 2	0- 2		0- 0		NON-CONFERENCE	0- 0	2- 0		3- 0		
2- 0	0- 0		0- 0		HOME	0- 0	1- 0		1- 0		
2- 1	0- 1		0- 0		AWAY	0- 0	0- 0		2- 0		
1- 1	0- 1		0- 0		NEUTRAL	0- 0	1- 0		0- 0		
0- 0	0- 0		0- 0		CONFERENCE	0- 0	0- 0		0- 0		
0- 0	0- 0		0- 0		HOME	0- 0	0- 0		0- 0		
0- 0	0- 0		0- 0		AWAY	0- 0	0- 0		0- 0		
0- 0	0- 0		0- 0		NEUTRAL	0- 0	0- 0		0- 0		

RPI 1-25				RPI 26-50				RPI 51-100				RPI 101+			
RPI	S	Opponent	Score	RPI	S	Opponent	Score	RPI	S	Opponent	Score	RPI	S	Opponent	Score
7	A	South Dakota St.	62 80									132	N	American	90 71
21	N	Stanford	65 88									133	H	Houston	76 71
												244	A	Saint Francis (PA)	83 69
												274	A	Hawaii	73 67
												320	H	FIU	100 58

Team's RPI: 86															
LAST 12 Division I GAMES:															
244	A	Saint Francis (PA)	83 69	320	H	FIU	100 58	7	A	South Dakota St.	62 80				
133	H	Houston	76 71												
132	N	American	90 71												
274	A	Hawaii	73 67												
21	N	Stanford	65 88												

Non-Div I Games: Fla. Memorial 99 68

FGCU

Average RPI Win:	341	WON-LOST	WINNING	LAST 10	STRENGTH OF	OPP. STRENGTH	TEAM	ADJ.	CONF.	ADJ CONF.
Average RPI Loss:	140	RECORD	PCT. RANK	GAMES	SCHEDULE	OF SCHEDULE	RPI	RPI	RPI	RPI
DIV. I ONLY	2- 5	255	0- 1	255	302	320	320	18	18	
DIV. I NON-CONF.	2- 5	255	0- 1	255	302	320	320	18	18	

TOTALS	RPI 1-25	RPI 26-50	W-L RECORDS	RPI 51-100	RPI 101-150	RPI 150+				
2- 5	0- 1	0- 0	OVERALL	0- 1	0- 0	2- 3				
2- 3	0- 1	0- 0	HOME	0- 0	0- 0	2- 2				
0- 2	0- 0	0- 0	AWAY	0- 1	0- 0	0- 1				
0- 0	0- 0	0- 0	NEUTRAL	0- 0	0- 0	0- 0				
2- 5	0- 1	0- 0	NON-CONFERENCE	0- 1	0- 0	2- 3				
2- 3	0- 1	0- 0	HOME	0- 0	0- 0	2- 2				
0- 2	0- 0	0- 0	AWAY	0- 1	0- 0	0- 1				
0- 0	0- 0	0- 0	NEUTRAL	0- 0	0- 0	0- 0				
0- 0	0- 0	0- 0	CONFERENCE	0- 0	0- 0	0- 0				
0- 0	0- 0	0- 0	HOME	0- 0	0- 0	0- 0				
0- 0	0- 0	0- 0	AWAY	0- 0	0- 0	0- 0				
0- 0	0- 0	0- 0	NEUTRAL	0- 0	0- 0	0- 0				

RPI 1-25				RPI 26-50				RPI 51-100				RPI 101+				Team's RPI: 320
RPI	S	Opponent	Score	RPI	S	Opponent	Score	RPI	S	Opponent	Score	RPI	S	Opponent	Score	
14	H	Miami (FL)	43 94					86	A	FGCU	58 100	169	H	Georgia St.	61 67	
												189	H	Campbell	54 59	
												243	A	Bethune-Cookman	57 68	
												339	H	Morgan St.	59 50	
												343	H	Florida A&M	77 54	

LAST 12 Division I GAMES:																
86	A	FGCU	58 100	189	H	Campbell	54 59									
169	H	Georgia St.	61 67	339	H	Morgan St.	59 50									
14	H	Miami (FL)	43 94	343	H	Florida A&M	77 54									
				243	A	Bethune-Cookman	57 68									

Non-Div I Games: Palm Beach Atl. 63 66

FIU

Average RPI Win:	319	WON-LOST	WINNING	LAST 10	STRENGTH OF	OPP. STRENGTH	TEAM	ADJ.	CONF.	ADJ CONF.
Average RPI Loss:	143	RECORD	PCT. RANK	GAMES	SCHEDULE	OF SCHEDULE	RPI	RPI	RPI	RPI
DIV. I ONLY	2- 7	275	0- 1	136	289	260	260	28	28	
DIV. I NON-CONF.	2- 7	275	0- 1	136	289	260	260	28	28	
<hr/>										
TOTALS	RPI 1-25	RPI 26-50	W-L RECORDS	RPI 51-100	RPI 101-150	RPI 150+				
2- 7	0- 0	0- 1	OVERALL	0- 2	0- 0	2- 4				
1- 2	0- 0	0- 1	HOME	0- 0	0- 0	1- 1				
1- 3	0- 0	0- 0	AWAY	0- 1	0- 0	1- 2				
0- 2	0- 0	0- 0	NEUTRAL	0- 1	0- 0	0- 1				
2- 7	0- 0	0- 1	NON-CONFERENCE	0- 2	0- 0	2- 4				
1- 2	0- 0	0- 1	HOME	0- 0	0- 0	1- 1				
1- 3	0- 0	0- 0	AWAY	0- 1	0- 0	1- 2				
0- 2	0- 0	0- 0	NEUTRAL	0- 1	0- 0	0- 1				
0- 0	0- 0	0- 0	CONFERENCE	0- 0	0- 0	0- 0				
0- 0	0- 0	0- 0	HOME	0- 0	0- 0	0- 0				
0- 0	0- 0	0- 0	AWAY	0- 0	0- 0	0- 0				
0- 0	0- 0	0- 0	NEUTRAL	0- 0	0- 0	0- 0				

RPI 1-25				RPI 26-50				RPI 51-100				RPI 101+ Team's RPI: 260			
RPI	S	Opponent	Score	RPI	S	Opponent	Score	RPI	S	Opponent	Score	RPI	S	Opponent	Score
				30	H	Northeastern	50 59	58	N	Bucknell	54 77	184	H	William & Mary	54 60
								59	A	Xavier	35 48	205	N	Massachusetts	49 59
												230	A	Brown	49 68
												232	A	Dartmouth	46 59
												288	A	Richmond	58 40
												350	H	LIU Brooklyn	71 43
<hr/>															
LAST 12 Division I GAMES:															
232	A	Dartmouth	46 59	205	N	Massachusetts	49 59	58	N	Bucknell	54 77	230	A	Brown	49 68
30	H	Northeastern	50 59	59	A	Xavier	35 48	350	H	LIU Brooklyn	71 43	288	A	Richmond	58 40
184	H	William & Mary	54 60												

Non-Div I Games:

Fairfield

Average RPI Win:	341	WON-LOST	WINNING	LAST 10	STRENGTH OF	OPP. STRENGTH	TEAM	ADJ.	CONF.	ADJ CONF.
Average RPI Loss:	246	RECORD	PCT. RANK	GAMES	SCHEDULE	OF SCHEDULE	RPI	RPI	RPI	RPI
DIV. I ONLY	1- 7	307	0- 1	253	350	337	337	31	31	
DIV. I NON-CONF.	1- 7	307	0- 1	253	350	337	337	31	31	

TOTALS	RPI 1-25	RPI 26-50	W-L RECORDS	RPI 51-100	RPI 101-150	RPI 150+				
1- 7	0- 0	0- 0	OVERALL	0- 0	0- 1	1- 6				
1- 2	0- 0	0- 0	HOME	0- 0	0- 0	1- 2				
0- 5	0- 0	0- 0	AWAY	0- 0	0- 1	0- 4				
0- 0	0- 0	0- 0	NEUTRAL	0- 0	0- 0	0- 0				
1- 7	0- 0	0- 0	NON-CONFERENCE	0- 0	0- 1	1- 6				
1- 2	0- 0	0- 0	HOME	0- 0	0- 0	1- 2				
0- 5	0- 0	0- 0	AWAY	0- 0	0- 1	0- 4				
0- 0	0- 0	0- 0	NEUTRAL	0- 0	0- 0	0- 0				
0- 0	0- 0	0- 0	CONFERENCE	0- 0	0- 0	0- 0				
0- 0	0- 0	0- 0	HOME	0- 0	0- 0	0- 0				
0- 0	0- 0	0- 0	AWAY	0- 0	0- 0	0- 0				
0- 0	0- 0	0- 0	NEUTRAL	0- 0	0- 0	0- 0				

RPI 1-25				RPI 26-50				RPI 51-100				RPI 101+				Team's RPI: 337
RPI	S	Opponent	Score	RPI	S	Opponent	Score	RPI	S	Opponent	Score	RPI	S	Opponent	Score	
												101	A	Stony Brook	49	63
												151	A	Air Force	37	85
												273	H	Howard	58	79
												287	A	Colgate	52	71
												294	A	Army West Point	40	62
												299	A	Binghamton	54	73
												317	H	Lafayette	57	63
												341	H	NJIT	64	43
LAST 12 Division I GAMES:																
				101	A	Stony Brook	49	63	151	A	Air Force	37	85			
				294	A	Army West Point	40	62	317	H	Lafayette	57	63			
				287	A	Colgate	52	71								
				299	A	Binghamton	54	73								
				273	H	Howard	58	79								
				341	H	NJIT	64	43								

Non-Div I Games: Rutgers-Newark 97 51

Fairleigh Dickinson

Average RPI Win:	298	WON-LOST	WINNING	LAST 10	STRENGTH OF	OPP. STRENGTH	TEAM	ADJ.	CONF.	ADJ CONF.
Average RPI Loss:	133	RECORD	PCT. RANK	GAMES	SCHEDULE	OF SCHEDULE	RPI	RPI	RPI	RPI
DIV. I ONLY	3- 5	218	0- 1	176	250	247	247	18	18	
DIV. I NON-CONF.	3- 5	218	0- 1	176	250	247	247	18	18	

TOTALS	RPI 1-25	RPI 26-50	W-L RECORDS	RPI 51-100	RPI 101-150	RPI 150+				
3- 5	0- 0	0- 1	OVERALL	0- 0	0- 1	3- 3				
2- 3	0- 0	0- 0	HOME	0- 0	0- 1	2- 2				
1- 2	0- 0	0- 1	AWAY	0- 0	0- 0	1- 1				
0- 0	0- 0	0- 0	NEUTRAL	0- 0	0- 0	0- 0				
3- 5	0- 0	0- 1	NON-CONFERENCE	0- 0	0- 1	3- 3				
2- 3	0- 0	0- 0	HOME	0- 0	0- 1	2- 2				
1- 2	0- 0	0- 1	AWAY	0- 0	0- 0	1- 1				
0- 0	0- 0	0- 0	NEUTRAL	0- 0	0- 0	0- 0				
0- 0	0- 0	0- 0	CONFERENCE	0- 0	0- 0	0- 0				
0- 0	0- 0	0- 0	HOME	0- 0	0- 0	0- 0				
0- 0	0- 0	0- 0	AWAY	0- 0	0- 0	0- 0				
0- 0	0- 0	0- 0	NEUTRAL	0- 0	0- 0	0- 0				

RPI 1-25				RPI 26-50				RPI 51-100				RPI 101+				Team's RPI: 247
RPI	S	Opponent	Score	RPI	S	Opponent	Score	RPI	S	Opponent	Score	RPI	S	Opponent	Score	
				29	A	Tulane	45 88					112	H	Bradley	59 80	
												169	H	Georgia St.	59 75	
												176	A	Little Rock	38 61	
												177	H	Hampton	68 72	
												288	H	Richmond	69 55	
												290	A	Siena	70 66	
												317	H	Lafayette	53 49	
LAST 12 Division I GAMES:																
288	H	Richmond	69 55	112	H	Bradley	59 80									
176	A	Little Rock	38 61	290	A	Siena	70 66									
169	H	Georgia St.	59 75	29	A	Tulane	45 88									
177	H	Hampton	68 72	317	H	Lafayette	53 49									

Non-Div I Games:

Fla. Atlantic

Average RPI	Win: 259	WON-LOST	WINNING	LAST 10	STRENGTH OF	OPP. STRENGTH	TEAM	ADJ.	CONF.	ADJ CONF.
Average RPI	Loss: 90	RECORD	PCT. RANK	GAMES	SCHEDULE	OF SCHEDULE	RPI	RPI	RPI	RPI
DIV. I ONLY	3- 6	238	1- 0	43	213	201	201	5	5	
DIV. I NON-CONF.	3- 6	238	1- 0	43	213	201	201	5	5	

TOTALS	RPI 1-25	RPI 26-50	W-L RECORDS	RPI 51-100	RPI 101-150	RPI 150+				
3- 6	0- 2	0- 1	OVERALL	0- 1	0- 1	3- 1				
3- 3	0- 0	0- 1	HOME	0- 1	0- 0	3- 1				
0- 3	0- 2	0- 0	AWAY	0- 0	0- 1	0- 0				
0- 0	0- 0	0- 0	NEUTRAL	0- 0	0- 0	0- 0				
3- 6	0- 2	0- 1	NON-CONFERENCE	0- 1	0- 1	3- 1				
3- 3	0- 0	0- 1	HOME	0- 1	0- 0	3- 1				
0- 3	0- 2	0- 0	AWAY	0- 0	0- 1	0- 0				
0- 0	0- 0	0- 0	NEUTRAL	0- 0	0- 0	0- 0				
0- 0	0- 0	0- 0	CONFERENCE	0- 0	0- 0	0- 0				
0- 0	0- 0	0- 0	HOME	0- 0	0- 0	0- 0				
0- 0	0- 0	0- 0	AWAY	0- 0	0- 0	0- 0				
0- 0	0- 0	0- 0	NEUTRAL	0- 0	0- 0	0- 0				

RPI 1-25				RPI 26-50				RPI 51-100				RPI 101+ Team's RPI: 201			
RPI	S	Opponent	Score	RPI	S	Opponent	Score	RPI	S	Opponent	Score	RPI	S	Opponent	Score
19	A	Indiana	64 83	30	H	Northeastern	66 79	62	H	Northwestern	74 83	143	A	Mercer	82 92
25	A	Florida St.	56 63									190	H	Texas Tech	72 67
												243	H	Bethune-Cookman	64 53
												259	H	Gardner-Webb	58 60
												343	H	Florida A&M	62 38

LAST 12 Division I GAMES:															
343	H	Florida A&M	62 38	190	H	Texas Tech	72 67								
243	H	Bethune-Cookman	64 53	30	H	Northeastern	66 79								
259	H	Gardner-Webb	58 60	19	A	Indiana	64 83								
				62	H	Northwestern	74 83								
				143	A	Mercer	82 92								
				25	A	Florida St.	56 63								

Non-Div I Games:

Florida

Average RPI		WON-LOST RECORD	WINNING PCT. RANK	LAST 10 GAMES	STRENGTH OF SCHEDULE	OPP. STRENGTH OF SCHEDULE	TEAM RPI	ADJ. RPI	CONF. RPI	ADJ. CONF. RPI
0-1	213	0-6	327	0-1	279	259	343	343	32	32
DIV. I ONLY		0-6	327	0-1	279	259	343	343	32	32
DIV. I NON-CONF.		0-6	327	0-1	279	259	343	343	32	32
TOTALS		RPI 1-25	RPI 26-50	W-L RECORDS		RPI 51-100	RPI 101-150	RPI 150+		
0-6	0-1		0-0	OVERALL		0-0	0-0	0-5		
0-1	0-0		0-0	HOME		0-0	0-0	0-1		
0-4	0-1		0-0	AWAY		0-0	0-0	0-3		
0-1	0-0		0-0	NEUTRAL		0-0	0-0	0-1		
0-6	0-1		0-0	NON-CONFERENCE		0-0	0-0	0-5		
0-1	0-0		0-0	HOME		0-0	0-0	0-1		
0-4	0-1		0-0	AWAY		0-0	0-0	0-3		
0-1	0-0		0-0	NEUTRAL		0-0	0-0	0-1		
0-0	0-0		0-0	CONFERENCE		0-0	0-0	0-0		
0-0	0-0		0-0	HOME		0-0	0-0	0-0		
0-0	0-0		0-0	AWAY		0-0	0-0	0-0		
0-0	0-0		0-0	NEUTRAL		0-0	0-0	0-0		

RPI 1-25				RPI 26-50				RPI 51-100				RPI 101+ Team's RPI: 343			
RPI	S	Opponent	Score	RPI	S	Opponent	Score	RPI	S	Opponent	Score	RPI	S	Opponent	Score
12	A	Tennessee	31 96									201	A	Florida	38 62
												240	H	Jacksonville St.	31 62
												241	A	North Florida	53 64
												263	N	Omaha	50 57
												320	A	FIU	54 77
LAST 12 Division I GAMES:															
263	N	Omaha	50 57	240	H	Jacksonville St.	31 62								
201	A	Florida	38 62												
320	A	FIU	54 77												
12	A	Tennessee	31 96												
241	A	North Florida	53 64												

Non-Div I Games:	Edward Waters	70	64
------------------	---------------	----	----

Florida A&M

Average RPI Win: 166		WON-LOST	WINNING	LAST 10	STRENGTH OF		OPP. STRENGTH	TEAM	ADJ.	CONF.	ADJ. CONF.
Average RPI Loss: 36		RECORD	PCT. RANK	GAMES	SCHEDULE		OF SCHEDULE	RPI	RPI	RPI	RPI
DIV. I ONLY		9- 1	19	1- 0	103		72	25	25	1	1
DIV. I NON-CONF.		9- 1	19	1- 0	103		72	25	25	1	1
TOTALS		RPI 1-25		RPI 26-50	W-L RECORDS		RPI 51-100	RPI 101-150		RPI 150+	
9- 1	1- 0			0- 1	OVERALL		1- 0	2- 0		5- 0	
5- 1	0- 0			0- 1	HOME		0- 0	1- 0		4- 0	
2- 0	0- 0			0- 0	AWAY		1- 0	1- 0		0- 0	
2- 0	1- 0			0- 0	NEUTRAL		0- 0	0- 0		1- 0	
9- 1	1- 0			0- 1	NON-CONFERENCE		1- 0	2- 0		5- 0	
5- 1	0- 0			0- 1	HOME		0- 0	1- 0		4- 0	
2- 0	0- 0			0- 0	AWAY		1- 0	1- 0		0- 0	
2- 0	1- 0			0- 0	NEUTRAL		0- 0	0- 0		1- 0	
0- 0	0- 0			0- 0	CONFERENCE		0- 0	0- 0		0- 0	
0- 0	0- 0			0- 0	HOME		0- 0	0- 0		0- 0	
0- 0	0- 0			0- 0	AWAY		0- 0	0- 0		0- 0	
0- 0	0- 0			0- 0	NEUTRAL		0- 0	0- 0		0- 0	

Non-Div I Games:

Fl ori da St.

Average RPI	Win:	221	WON-LOST	WINNING	LAST 10	STRENGTH OF	OPP. STRENGTH	TEAM	ADJ.	CONF.	ADJ CONF.
Average RPI	Loss:	98	RECORD	PCT. RANK	GAMES	SCHEDULE	OF SCHEDULE	RPI	RPI	RPI	RPI
DIV. I ONLY		5- 5		159	0- 1	127	128	155	155	16	16
DIV. I NON-CONF.		5- 5		159	0- 1	127	128	155	155	16	16

TOTALS	RPI 1-25		RPI 26-50		W-L RECORDS	RPI 51-100		RPI 101-150		RPI 150+	
5- 5	0- 0		0- 2		OVERALL	2- 0		0- 2		3- 1	
3- 1	0- 0		0- 0		HOME	1- 0		0- 1		2- 0	
0- 3	0- 0		0- 1		AWAY	0- 0		0- 1		0- 1	
2- 1	0- 0		0- 1		NEUTRAL	1- 0		0- 0		1- 0	
5- 5	0- 0		0- 2		NON-CONFERENCE	2- 0		0- 2		3- 1	
3- 1	0- 0		0- 0		HOME	1- 0		0- 1		2- 0	
0- 3	0- 0		0- 1		AWAY	0- 0		0- 1		0- 1	
2- 1	0- 0		0- 1		NEUTRAL	1- 0		0- 0		1- 0	
0- 0	0- 0		0- 0		CONFERENCE	0- 0		0- 0		0- 0	
0- 0	0- 0		0- 0		HOME	0- 0		0- 0		0- 0	
0- 0	0- 0		0- 0		AWAY	0- 0		0- 0		0- 0	
0- 0	0- 0		0- 0		NEUTRAL	0- 0		0- 0		0- 0	

RPI 1-25				RPI 26-50				RPI 51-100				RPI 101+				Team's RPI: 155	
RPI	S	Opponent	Score	RPI	S	Opponent	Score	RPI	S	Opponent	Score	RPI	S	Opponent	Score		
				30	A	Northeastern	54 58	63	N	Washington	65 57	115	H	Penn St.	55 72		
				48	N	Texas	54 72	80	H	Charlotte	71 64	129	A	Pittsburgh	62 65		
												170	A	Georgetown	38 58		
												296	N	Ball St.	78 70		
												331	H	Manhattan	65 61		
												336	H	Wagner	80 59		
LAST 12 Division I GAMES:																	
				48	N	Texas	54 72	63	N	Washington	65 57						
				115	H	Penn St.	55 72	129	A	Pittsburgh	62 65						
				30	A	Northeastern	54 58	331	H	Manhattan	65 61						
				336	H	Wagner	80 59	170	A	Georgetown	38 58						
								296	N	Ball St.	78 70						
								80	H	Charlotte	71 64						

Non-Div I Games:

Fordham

Average RPI	Win:	244	WON-LOST	WINNING	LAST 10	STRENGTH OF	OPP. STRENGTH	TEAM	ADJ.	CONF.	ADJ CONF.
Average RPI	Loss:	89	RECORD	PCT. RANK	GAMES	SCHEDULE	OF SCHEDULE	RPI	RPI	RPI	RPI
DIV. I ONLY		4- 3		134	0- 1	208	155	140	140	9	9
DIV. I NON-CONF.		4- 3		134	0- 1	208	155	140	140	9	9

TOTALS	RPI 1-25		RPI 26-50		W-L RECORDS	RPI 51-100		RPI 101-150		RPI 150+	
4- 3	0- 0		0- 1		OVERALL	0- 1		0- 1		4- 0	
3- 0	0- 0		0- 0		HOME	0- 0		0- 0		3- 0	
1- 3	0- 0		0- 1		AWAY	0- 1		0- 1		1- 0	
0- 0	0- 0		0- 0		NEUTRAL	0- 0		0- 0		0- 0	
4- 3	0- 0		0- 1		NON-CONFERENCE	0- 1		0- 1		4- 0	
3- 0	0- 0		0- 0		HOME	0- 0		0- 0		3- 0	
1- 3	0- 0		0- 1		AWAY	0- 1		0- 1		1- 0	
0- 0	0- 0		0- 0		NEUTRAL	0- 0		0- 0		0- 0	
0- 0	0- 0		0- 0		CONFERENCE	0- 0		0- 0		0- 0	
0- 0	0- 0		0- 0		HOME	0- 0		0- 0		0- 0	
0- 0	0- 0		0- 0		AWAY	0- 0		0- 0		0- 0	
0- 0	0- 0		0- 0		NEUTRAL	0- 0		0- 0		0- 0	

RPI 1-25				RPI 26-50				RPI 51-100				RPI 101+ Team's RPI: 140			
RPI	S	Opponent	Score	RPI	S	Opponent	Score	RPI	S	Opponent	Score	RPI	S	Opponent	Score
				47	A	UCLA	80 89	79	A	Southern Cal i forn i a	61 62	141	A	Northern Ari z.	73 86
												186	H	Milwaukee	65 48
												196	H	UT Ar lington	70 61
												280	A	Eastern Wash.	68 58
												314	H	Cal Poly	76 58
LAST 12 Division I GAMES:															
				47	A	UCLA	80 89	196	H	UT Ar lington	70 61				
				280	A	Eastern Wash.	68 58	186	H	Milwaukee	65 48				
				79	A	Southern Cal i forn i a	61 62	314	H	Cal Poly	76 58				
								141	A	Northern Ari z.	73 86				

Non-Div I Games:

Fresno St.

Average RPI Win: **263**
 Average RPI Loss: **122**

WON-LOST
RECORD

WINNING
PCT. RANK

LAST 10
GAMES

STRENGTH OF
SCHEDULE

OPP. STRENGTH
OF SCHEDULE

TEAM
RPI

ADJ.
RPI

CONF.
RPI

ADJ CONF.
RPI

DIV. I ONLY	4- 4	159	1- 0	189	207	194	194	24	24
DIV. I NON-CONF.	4- 4	159	1- 0	189	207	194	194	24	24
<hr/>									
TOTALS	RPI 1-25	RPI 26-50	W-L RECORDS	RPI 51-100	RPI 101-150	RPI 150+			
4- 4	0- 1	0- 0	OVERALL	0- 1	0- 1	4- 1			
3- 1	0- 0	0- 0	HOME	0- 1	0- 0	3- 0			
1- 3	0- 1	0- 0	AWAY	0- 0	0- 1	1- 1			
0- 0	0- 0	0- 0	NEUTRAL	0- 0	0- 0	0- 0			
4- 4	0- 1	0- 0	NON-CONFERENCE	0- 1	0- 1	4- 1			
3- 1	0- 0	0- 0	HOME	0- 1	0- 0	3- 0			
1- 3	0- 1	0- 0	AWAY	0- 0	0- 1	1- 1			
0- 0	0- 0	0- 0	NEUTRAL	0- 0	0- 0	0- 0			
0- 0	0- 0	0- 0	CONFERENCE	0- 0	0- 0	0- 0			
0- 0	0- 0	0- 0	HOME	0- 0	0- 0	0- 0			
0- 0	0- 0	0- 0	AWAY	0- 0	0- 0	0- 0			
0- 0	0- 0	0- 0	NEUTRAL	0- 0	0- 0	0- 0			

RPI 1-25				RPI 26-50				RPI 51-100				RPI 101+ Team's RPI: 194			
RPI	S	Opponent	Score	RPI	S	Opponent	Score	RPI	S	Opponent	Score	RPI	S	Opponent	Score
22	A	Mississippi St.	41 106					71	H	Middle Tenn.	71 78	150	A	Georgia	38 61
												164	H	UNC Asheville	58 47
												245	A	Kennesaw St.	63 74
												259	H	Gardner-Webb	70 57
												305	A	Col. of Charleston	70 67
												324	H	USC Upstate	78 67
<hr/>															
LAST 12 Division I GAMES:															
164	H	UNC Asheville	58 47	259	H	Gardner-Webb	70 57	150	A	Georgia	38 61				
305	A	Col. of Charleston	70 67												
22	A	Mississippi St.	41 106												
324	H	USC Upstate	78 67												
245	A	Kennesaw St.	63 74												
71	H	Middle Tenn.	71 78												

Non-Div I Games: Coker

71 42

Furman

Average RPI	Win:	296	WON-LOST	WINNING	LAST 10	STRENGTH OF	OPP. STRENGTH	TEAM	ADJ.	CONF.	ADJ CONF.
Average RPI	Loss:	148	RECORD	PCT. RANK	GAMES	SCHEDULE	OF SCHEDULE	RPI	RPI	RPI	RPI
DIV. I ONLY		2- 5		255	0- 1	162	326	257	257	19	19
DIV. I NON-CONF.		2- 5		255	0- 1	162	326	257	257	19	19

TOTALS	RPI 1-25		RPI 26-50		W-L RECORDS	RPI 51-100		RPI 101-150		RPI 150+	
2- 5	0- 0		0- 1		OVERALL	0- 0		0- 2		2- 2	
1- 2	0- 0		0- 0		HOME	0- 0		0- 1		1- 1	
1- 3	0- 0		0- 1		AWAY	0- 0		0- 1		1- 1	
0- 0	0- 0		0- 0		NEUTRAL	0- 0		0- 0		0- 0	
2- 5	0- 0		0- 1		NON-CONFERENCE	0- 0		0- 2		2- 2	
1- 2	0- 0		0- 0		HOME	0- 0		0- 1		1- 1	
1- 3	0- 0		0- 1		AWAY	0- 0		0- 1		1- 1	
0- 0	0- 0		0- 0		NEUTRAL	0- 0		0- 0		0- 0	
0- 0	0- 0		0- 0		CONFERENCE	0- 0		0- 0		0- 0	
0- 0	0- 0		0- 0		HOME	0- 0		0- 0		0- 0	
0- 0	0- 0		0- 0		AWAY	0- 0		0- 0		0- 0	
0- 0	0- 0		0- 0		NEUTRAL	0- 0		0- 0		0- 0	

RPI 1-25				RPI 26-50				RPI 51-100				RPI 101+ Team's RPI: 257			
RPI	S	Opponent	Score	RPI	S	Opponent	Score	RPI	S	Opponent	Score	RPI	S	Opponent	Score
				37	A	Virginia Tech	49 78					101	A	Stony Brook	43 72
												143	H	Mercer	72 79
												212	H	Wofford	65 81
												243	H	Bethune-Cookman	77 76
												245	A	Kennesaw St.	59 78
												348	A	Savannah St.	82 71

LAST 12 Division I GAMES:															
				212	H	Wofford	65 81	245	A	Kennesaw St.	59 78				
								243	H	Bethune-Cookman	77 76				
								101	A	Stony Brook	43 72				
								348	A	Savannah St.	82 71				
								143	H	Mercer	72 79				
								37	A	Virginia Tech	49 78				

Non-Div I Games:

Ga. Southern

Average RPI Win:	257	WON-LOST	WINNING	LAST 10	STRENGTH OF	OPP. STRENGTH	TEAM	ADJ.	CONF.	ADJ CONF.
Average RPI Loss:	192	RECORD	PCT. RANK	GAMES	SCHEDULE	OF SCHEDULE	RPI	RPI	RPI	RPI

DIV. I ONLY	2- 4	238	0- 1	195	317	259	259	29	29
DIV. I NON-CONF.	2- 4	238	0- 1	195	317	259	259	29	29
<hr/>									
TOTALS	RPI 1-25	RPI 26-50	W-L RECORDS	RPI 51-100	RPI 101-150	RPI 150+			
2- 4	0- 0	0- 0	OVERALL	0- 0	0- 1	2- 3			
1- 2	0- 0	0- 0	HOME	0- 0	0- 1	1- 1			
1- 2	0- 0	0- 0	AWAY	0- 0	0- 0	1- 2			
0- 0	0- 0	0- 0	NEUTRAL	0- 0	0- 0	0- 0			
2- 4	0- 0	0- 0	NON-CONFERENCE	0- 0	0- 1	2- 3			
1- 2	0- 0	0- 0	HOME	0- 0	0- 1	1- 1			
1- 2	0- 0	0- 0	AWAY	0- 0	0- 0	1- 2			
0- 0	0- 0	0- 0	NEUTRAL	0- 0	0- 0	0- 0			
0- 0	0- 0	0- 0	CONFERENCE	0- 0	0- 0	0- 0			
0- 0	0- 0	0- 0	HOME	0- 0	0- 0	0- 0			
0- 0	0- 0	0- 0	AWAY	0- 0	0- 0	0- 0			
0- 0	0- 0	0- 0	NEUTRAL	0- 0	0- 0	0- 0			

RPI 1-25				RPI 26-50				RPI 51-100				RPI 101+ Team's RPI: 259			
RPI	S	Opponent	Score	RPI	S	Opponent	Score	RPI	S	Opponent	Score	RPI	S	Opponent	Score
												146	H	Mt. St. Mary's	62 69
												194	A	Furman	57 70
												201	A	Flori da	60 58
												212	A	Wofford	53 59
												215	H	Morehead St.	69 84
												312	H	Davi dson	54 49
LAST 12 Division I GAMES:															
				194	A	Furman	57 70	201	A	Flori da	60 58				
				146	H	Mt. St. Mary's	62 69								
				212	A	Wofford	53 59								
				312	H	Davi dson	54 49								
				215	H	Morehead St.	69 84								

Non-Div I Games: Pfeiffer 82 46 Warren Wilson 100 37

Average RPI Win: 239		WON-LOST	WINNING	LAST 10	STRENGTH OF		OPP. STRENGTH	TEAM	ADJ.	CONF.	ADJ CONF.
Average RPI Loss: 141		RECORD	PCT. RANK	GAMES	SCHEDULE		OF SCHEDULE	RPI	RPI	RPI	RPI
DIV. I ONLY		6- 4	126	1- 0	290		148	166	166	16	16
DIV. I NON-CONF.		6- 4	126	1- 0	290		148	166	166	16	16

TOTALS		RPI 1-25		RPI 26-50	W-L RECORDS		RPI 51-100	RPI 101-150		RPI 150+	
6- 4		0- 0		0- 0	OVERALL		0- 2	0- 1		6- 1	
3- 0		0- 0		0- 0	HOME		0- 0	0- 0		3- 0	
3- 4		0- 0		0- 0	AWAY		0- 2	0- 1		3- 1	
0- 0		0- 0		0- 0	NEUTRAL		0- 0	0- 0		0- 0	
6- 4		0- 0		0- 0	NON-CONFERENCE		0- 2	0- 1		6- 1	
3- 0		0- 0		0- 0	HOME		0- 0	0- 0		3- 0	
3- 4		0- 0		0- 0	AWAY		0- 2	0- 1		3- 1	
0- 0		0- 0		0- 0	NEUTRAL		0- 0	0- 0		0- 0	
0- 0		0- 0		0- 0	CONFERENCE		0- 0	0- 0		0- 0	
0- 0		0- 0		0- 0	HOME		0- 0	0- 0		0- 0	
0- 0		0- 0		0- 0	AWAY		0- 0	0- 0		0- 0	
0- 0		0- 0		0- 0	NEUTRAL		0- 0	0- 0		0- 0	

RPI 1-25				RPI 26-50				RPI 51-100				RPI 101+				Team's RPI : 166	
RPI	S	Opponent	Score	RPI	S	Opponent	Score	RPI	S	Opponent	Score	RPI	S	Opponent	Score		
								63	A	Washi ngton	52	81	132	A	Ameri can	71	86
								96	A	Kansas	56	77	151	A	Ai r Force	78	71
													206	H	Del aware	72	46
													219	A	UMKC	91	84
													262	A	Eastern Ky.	91	75
													273	A	Howard	59	73
													287	H	Col gate	64	61
													311	H	Loyol a Maryl and	70	38
LAST 12 Di vi si on I GAMES:																	
				96	A	Kansas	56	77				262	A	Eastern Ky.	91	75	
				287	H	Col gate	64	61				206	H	Del aware	72	46	
				132	A	Ameri can	71	86				63	A	Washi ngton	52	81	
				151	A	Ai r Force	78	71				273	A	Howard	59	73	
				311	H	Loyol a Maryl and	70	38				219	A	UMKC	91	84	

Non-Div I Games:

George Mason

Average RPI Win: 187		WON-LOST	WINNING	LAST 10	STRENGTH OF	OPP. STRENGTH	TEAM	ADJ.	CONF.	ADJ CONF.
Average RPI Loss: 102		RECORD	PCT. RANK	GAMES	SCHEDULE	OF SCHEDULE	RPI	RPI	RPI	RPI
DIV. I ONLY		2- 8	288	0- 1	38	156	217	217	16	16
DIV. I NON-CONF.		2- 8	288	0- 1	38	156	217	217	16	16

TOTALS		RPI 1-25		RPI 26-50	W-L RECORDS		RPI 51-100	RPI 101-150	RPI 150+	
2- 8	0- 1			0- 1	OVERALL		0- 3	0- 1	2- 2	
2- 3	0- 0			0- 1	HOME		0- 1	0- 0	2- 1	
0- 3	0- 0			0- 0	AWAY		0- 1	0- 1	0- 1	
0- 2	0- 1			0- 0	NEUTRAL		0- 1	0- 0	0- 0	
2- 8	0- 1			0- 1	NON-CONFERENCE		0- 3	0- 1	2- 2	
2- 3	0- 0			0- 1	HOME		0- 1	0- 0	2- 1	
0- 3	0- 0			0- 0	AWAY		0- 1	0- 1	0- 1	
0- 2	0- 1			0- 0	NEUTRAL		0- 1	0- 0	0- 0	
0- 0	0- 0			0- 0	CONFERENCE		0- 0	0- 0	0- 0	
0- 0	0- 0			0- 0	HOME		0- 0	0- 0	0- 0	
0- 0	0- 0			0- 0	AWAY		0- 0	0- 0	0- 0	
0- 0	0- 0			0- 0	NEUTRAL		0- 0	0- 0	0- 0	

RPI 1-25				RPI 26-50				RPI 51-100				RPI 101+ Team's RPI: 217			
RPI	S	Opponent	Score	RPI	S	Opponent	Score	RPI	S	Opponent	Score	RPI	S	Opponent	Score
4	N	NC State	61 69	49	H	Maryland	30 69	60	H	Villanova	45 60	103	A	James Madison	37 50
								69	N	Georgia Tech	55 70	168	H	Monmouth	51 55
								99	A	South Fla.	30 63	182	H	Princeton	64 49
												191	H	Towson	76 63
												265	A	Iona	43 52
LAST 12 Division I GAMES:															
		99	A	South Fla.	30	63		60	H	Villanova	45	60			
		49	H	Maryland	30	69		168	H	Monmouth	51	55			
		182	H	Princeton	64	49		191	H	Towson	76	63			
		103	A	James Madison	37	50		4	N	NC State	61	69			
								69	N	Georgia Tech	55	70			
								265	A	Iona	43	52			

Non-Div I Games:

George Washington

■ Loss,
 ■ Non-Conf,
 ■ S Site,
 ■ H Home
 ■ A Away
 N Neutral

Average RPI Win: 243		WON-LOST	WINNING	LAST 10	STRENGTH OF		OPP. STRENGTH	TEAM	ADJ.	CONF.	ADJ CONF.
Average RPI Loss: 62		RECORD	PCT. RANK	GAMES	SCHEDULE		OF SCHEDULE	RPI	RPI	RPI	RPI
DIV. I ONLY		5- 5	159	0- 1	108		143	170	170	4	4
DIV. I NON-CONF.		5- 5	159	0- 1	108		143	170	170	4	4

TOTALS		RPI 1-25		RPI 26-50	W-L RECORDS		RPI 51-100	RPI 101-150		RPI 150+	
5- 5		0- 2		0- 0	OVERALL		0- 1	1- 2		4- 0	
4- 2		0- 1		0- 0	HOME		0- 1	1- 0		3- 0	
1- 1		0- 0		0- 0	AWAY		0- 0	0- 1		1- 0	
0- 2		0- 1		0- 0	NEUTRAL		0- 0	0- 1		0- 0	
5- 5		0- 2		0- 0	NON-CONFERENCE		0- 1	1- 2		4- 0	
4- 2		0- 1		0- 0	HOME		0- 1	1- 0		3- 0	
1- 1		0- 0		0- 0	AWAY		0- 0	0- 1		1- 0	
0- 2		0- 1		0- 0	NEUTRAL		0- 0	0- 1		0- 0	
0- 0		0- 0		0- 0	CONFERENCE		0- 0	0- 0		0- 0	
0- 0		0- 0		0- 0	HOME		0- 0	0- 0		0- 0	
0- 0		0- 0		0- 0	AWAY		0- 0	0- 0		0- 0	
0- 0		0- 0		0- 0	NEUTRAL		0- 0	0- 0		0- 0	

RPI 1-25				RPI 26-50				RPI 51-100				RPI 101+ Team's RPI: 170			
RPI	S	Opponent	Score	RPI	S	Opponent	Score	RPI	S	Opponent	Score	RPI	S	Opponent	Score
4	H	NC State	65 76					81	H	VCU	45 47	103	A	James Madison	57 69
13	N	Baylor	46 67									109	N	Buffalo	64 73
												129	H	Pittsburgh	70 41
												155	H	Fordham	58 38
												288	A	Richmond	73 53
												311	H	Loyola Maryland	45 30
												333	H	UMES	74 55
LAST 12 Division I GAMES:															
4	H	NC State	65 76	13	N	Baylor	46 67	81	H	VCU	45 47	109	N	Buffalo	64 73
155	H	Fordham	58 38	129	H	Pittsburgh	70 41	103	A	James Madison	57 69	311	H	Loyola Maryland	45 30
288	A	Richmond	73 53	333	H	UMES	74 55								

Non-Div I Games:

Georgetown

Average RPI	Win:	239	WON-LOST	WINNING	LAST 10	STRENGTH OF	OPP. STRENGTH	TEAM	ADJ.	CONF.	ADJ CONF.
Average RPI	Loss:	55	RECORD	PCT. RANK	GAMES	SCHEDULE	OF SCHEDULE	RPI	RPI	RPI	RPI
DIV. I ONLY		6- 3		98	1- 0	226	164	150	150	5	5
DIV. I NON-CONF.		6- 3		98	1- 0	226	164	150	150	5	5

TOTALS	RPI 1-25		RPI 26-50		W-L RECORDS	RPI 51-100		RPI 101-150		RPI 150+	
6- 3	0- 0		0- 2		OVERALL	0- 1		1- 0		5- 0	
5- 0	0- 0		0- 0		HOME	0- 0		1- 0		4- 0	
0- 2	0- 0		0- 1		AWAY	0- 1		0- 0		0- 0	
1- 1	0- 0		0- 1		NEUTRAL	0- 0		0- 0		1- 0	
6- 3	0- 0		0- 2		NON-CONFERENCE	0- 1		1- 0		5- 0	
5- 0	0- 0		0- 0		HOME	0- 0		1- 0		4- 0	
0- 2	0- 0		0- 1		AWAY	0- 1		0- 0		0- 0	
1- 1	0- 0		0- 1		NEUTRAL	0- 0		0- 0		1- 0	
0- 0	0- 0		0- 0		CONFERENCE	0- 0		0- 0		0- 0	
0- 0	0- 0		0- 0		HOME	0- 0		0- 0		0- 0	
0- 0	0- 0		0- 0		AWAY	0- 0		0- 0		0- 0	
0- 0	0- 0		0- 0		NEUTRAL	0- 0		0- 0		0- 0	

RPI 1-25				RPI 26-50				RPI 51-100				RPI 101+ Team's RPI: 150			
RPI	S	Opponent	Score	RPI	S	Opponent	Score	RPI	S	Opponent	Score	RPI	S	Opponent	Score
				47	A	UCLA	69 80	69	A	Georgi a Tech	53 63	143	H	Mercer	67 60
				49	N	Maryl and	51 58					183	H	Wi nthrop	85 39
												194	H	Furman	61 38
												231	H	St. Bonaventure	67 40
												339	N	Morgan St.	60 33
												346	H	Charleston So.	83 75
LAST 12 Division I GAMES:															
				194	H	Furman	61 38	69	A	Georgi a Tech	53 63				
				346	H	Charleston So.	83 75	47	A	UCLA	69 80				
				143	H	Mercer	67 60	183	H	Wi nthrop	85 39				
				49	N	Maryl and	51 58	231	H	St. Bonaventure	67 40				
				339	N	Morgan St.	60 33								

Non-Div I Games:

Georgia

Average RPI Win: 301

Average RPI Loss: 91

WON-LOST
RECORDWINNING
PCT. RANKLAST 10
GAMESSTRENGTH OF
SCHEDULEOPP. STRENGTH
OF SCHEDULETEAM
RPIADJ.
RPICONF.
RPIADJ CONF.
RPIDIV. I ONLY
DIV. I NON-CONF.3- 3
3- 3159
1590- 1
0- 1172
172274
274169
169169
16919
1919
19

TOTALS

RPI 1-25

RPI 26-50

W-L RECORDS

RPI 51-100

RPI 101-150

RPI 150+

3- 3

0- 0

0- 0

OVERALL

0- 2

0- 1

3- 0

1- 1

0- 0

0- 0

HOME

0- 1

0- 0

1- 0

2- 2

0- 0

0- 0

AWAY

0- 1

0- 1

2- 0

0- 0

0- 0

0- 0

NEUTRAL

0- 0

0- 0

0- 0

3- 3

0- 0

0- 0

NON-CONFERENCE

0- 2

0- 1

3- 0

1- 1

0- 0

0- 0

HOME

0- 1

0- 0

1- 0

2- 2

0- 0

0- 0

AWAY

0- 1

0- 1

2- 0

0- 0

0- 0

0- 0

NEUTRAL

0- 0

0- 0

0- 0

0- 0

0- 0

0- 0

CONFERENCE

0- 0

0- 0

0- 0

0- 0

0- 0

0- 0

HOME

0- 0

0- 0

0- 0

0- 0

0- 0

0- 0

AWAY

0- 0

0- 0

0- 0

0- 0

0- 0

0- 0

NEUTRAL

0- 0

0- 0

0- 0

RPI 1-25

RPI 26-50

RPI 51-100

RPI 101+

Team's RPI: 169

RPI S Opponent Score

RPI S Opponent Score

RPI S Opponent Score

RPI S Opponent Score

69 H Georgi a Tech 71 78
71 A Mi ddl e Tenn. 54 69134 A Ri ce 49 66
247 A Fla. Atlantic 75 59
320 A FIU 67 61
335 H UNC Greensboro 70 63

LAST 12 Division I GAMES:

134 A Ri ce 49 66 69 H Georgi a Tech 71 78
320 A FIU 67 61 71 A Mi ddl e Tenn. 54 69
247 A Fla. Atlantic 75 59
335 H UNC Greensboro 70 63

Non-Div I Games:

Georgia St.

Average RPI Win: 198

Average RPI Loss: 91

WON-LOST
RECORDWINNING
PCT. RANKLAST 10
GAMESSTRENGTH OF
SCHEDULEOPP. STRENGTH
OF SCHEDULETEAM
RPIADJ.
RPICONF.
RPIADJ CONF.
RPIDIV. I ONLY
DIV. I NON-CONF.7- 2
7- 251
511- 0
1- 0219
21996
9669
6969
691
11
1

TOTALS

RPI 1-25

RPI 26-50

W-L RECORDS

RPI 51-100

RPI 101-150

RPI 150+

7- 2

0- 0

0- 1

OVERALL

1- 0

1- 1

5- 0

4- 0

0- 0

0- 0

HOME

0- 0

1- 0

3- 0

1- 2

0- 0

0- 1

AWAY

0- 0

0- 1

1- 0

2- 0

0- 0

0- 0

NEUTRAL

1- 0

0- 0

1- 0

7- 2

0- 0

0- 1

NON-CONFERENCE

1- 0

1- 1

5- 0

4- 0

0- 0

0- 0

HOME

0- 0

1- 0

3- 0

1- 2

0- 0

0- 1

AWAY

0- 0

0- 1

1- 0

2- 0

0- 0

0- 0

NEUTRAL

1- 0

0- 0

1- 0

0- 0

0- 0

0- 0

CONFERENCE

0- 0

0- 0

0- 0

0- 0

0- 0

0- 0

HOME

0- 0

0- 0

0- 0

0- 0

0- 0

0- 0

AWAY

0- 0

0- 0

0- 0

0- 0

0- 0

0- 0

NEUTRAL

0- 0

0- 0

0- 0

RPI 1-25

RPI 26-50

RPI 51-100

Team's RPI: 69

RPI 101+

RPI S Opponent Score

RPI S Opponent Score

49 A Maryland 54 67

RPI S Opponent Score

70 N Idaho St. 74 51

RPI S Opponent Score

133 A Houston 89 95

150 H Georgia 63 53

169 A Georgia St. 78 71

216 H Appalachian St. 71 53

217 N George Washington 70 55

239 H Alabama St. 69 42

327 H Western Caro. 84 49

LAST 12 Division I GAMES:

239 H Alabama St. 69 42

169 A Georgia St. 78 71

133 A Houston 89 95

49 A Maryland 54 67

70 N Idaho St. 74 51

217 N George Washington 70 55

150 H Georgia 63 53

327 H Western Caro. 84 49

216 H Appalachian St. 71 53

Non-Div I Games:

Georgia Tech

Average RPI Win: 137

Average RPI Loss: 1

WON-LOST
RECORDWINNING
PCT. RANKLAST 10
GAMESSTRENGTH OF
SCHEDULEOPP. STRENGTH
OF SCHEDULETEAM
RPIADJ.
RPICONF.
RPIADJ CONF.
RPIDIV. I ONLY
DIV. I NON-CONF.9- 1
9- 119
191- 0
1- 0124
1242
216
1616
167
77
7

TOTALS

RPI 1-25

RPI 26-50

W-L RECORDS

RPI 51-100

RPI 101-150

RPI 150+

9- 1
5- 0
2- 0
2- 11- 1
1- 0
0- 0
0- 10- 0
0- 0
0- 0
0- 0OVERALL
HOME
AWAY
NEUTRAL3- 0
2- 0
0- 0
1- 01- 0
1- 0
0- 0
0- 04- 0
1- 0
2- 0
1- 09- 1
5- 0
2- 0
2- 11- 1
1- 0
0- 0
0- 10- 0
0- 0
0- 0
0- 0NON-CONFERENCE
HOME
AWAY
NEUTRAL3- 0
2- 0
0- 0
1- 01- 0
1- 0
0- 0
0- 04- 0
1- 0
2- 0
1- 00- 0
0- 0
0- 0
0- 00- 0
0- 0
0- 0
0- 00- 0
0- 0
0- 0
0- 0CONFERENCE
HOME
AWAY
NEUTRAL0- 0
0- 0
0- 0
0- 00- 0
0- 0
0- 0
0- 00- 0
0- 0
0- 0
0- 0

RPI	S	Opponent	Score
1	N	Notre Dame	65 81
21	H	Stanford	79 73

RPI	S	Opponent	Score
-----	---	----------	-------

RPI	S	Opponent	Score
57	H	Montana	76 52
70	H	Idaho St.	70 51
98	N	Rutgers	57 40

RPI	S	Opponent	Score
138	H	Colorado St.	50 39
160	N	Western Ky.	76 55
185	H	Washington St.	76 53
222	A	UNLV	70 59
280	A	Eastern Wash.	63 51

LAST 12 Division I GAMES:

160	N	Western Ky.	76 55	1	N	Notre Dame	65 81
98	N	Rutgers	57 40	222	A	UNLV	70 59
185	H	Washington St.	76 53	70	H	Idaho St.	70 51
21	H	Stanford	79 73	280	A	Eastern Wash.	63 51
138	H	Colorado St.	50 39	57	H	Montana	76 52

Non-Div I Games:

Gonzaga

Average RPI Win: 329		WON-LOST	WINNING	LAST 10	STRENGTH OF		OPP. STRENGTH	TEAM	ADJ.	CONF.	ADJ CONF.
Average RPI Loss: 130		RECORD	PCT. RANK	GAMES	SCHEDULE		OF SCHEDULE	RPI	RPI	RPI	RPI
DIV. I ONLY		1- 5	295	0- 1	85		253	250	250	27	27
DIV. I NON-CONF.		1- 5	295	0- 1	85		253	250	250	27	27

TOTALS		RPI 1-25		RPI 26-50	W-L RECORDS		RPI 51-100	RPI 101-150		RPI 150+	
1- 5		0- 0		0- 1	OVERALL		0- 2	0- 0		1- 2	
1- 0		0- 0		0- 0	HOME		0- 0	0- 0		1- 0	
0- 5		0- 0		0- 1	AWAY		0- 2	0- 0		0- 2	
0- 0		0- 0		0- 0	NEUTRAL		0- 0	0- 0		0- 0	
1- 5		0- 0		0- 1	NON-CONFERENCE		0- 2	0- 0		1- 2	
1- 0		0- 0		0- 0	HOME		0- 0	0- 0		1- 0	
0- 5		0- 0		0- 1	AWAY		0- 2	0- 0		0- 2	
0- 0		0- 0		0- 0	NEUTRAL		0- 0	0- 0		0- 0	
0- 0		0- 0		0- 0	CONFERENCE		0- 0	0- 0		0- 0	
0- 0		0- 0		0- 0	HOME		0- 0	0- 0		0- 0	
0- 0		0- 0		0- 0	AWAY		0- 0	0- 0		0- 0	
0- 0		0- 0		0- 0	NEUTRAL		0- 0	0- 0		0- 0	

RPI 1-25				RPI 26-50				RPI 51-100				RPI 101+ Team's RPI: 250			
RPI	S	Opponent	Score	RPI	S	Opponent	Score	RPI	S	Opponent	Score	RPI	S	Opponent	Score
				41	A	Auburn	48 97	72	A	Al abama	55 73	196	A	UT Arl ington	54 78
								96	A	Kansas	45 76	246	A	Southern Mi ss.	47 68
												329	H	McNeese	75 51
LAST 12 Division I GAMES:															
				72	A	Al abama	55 73	96	A	Kansas	45 76				
				196	A	UT Arl ington	54 78								
				246	A	Southern Mi ss.	47 68								
				329	H	McNeese	75 51								
				41	A	Auburn	48 97								

Non-Div I Games:

Grambling

Grand Canyon

Through Games Of Dec. 10, 2018

Average RPI Win: 321

Average RPI Loss: 171

WON-LOST
RECORDWINNING
PCT. RANKLAST 10
GAMESSTRENGTH OF
SCHEDULEOPP. STRENGTH
OF SCHEDULETEAM
RPIADJ.
RPICONF.
RPIADJ CONF.
RPIDIV. I ONLY
DIV. I NON-CONF.2- 5
2- 5255
2550- 1
0- 1338
338195
195342
342342
34230
3030
30

TOTALS

RPI 1-25

RPI 26-50

W-L RECORDS

RPI 51-100

RPI 101-150

RPI 150+

2- 5
2- 2
0- 3
0- 00- 0
0- 0
0- 0
0- 00- 0
0- 0
0- 0
0- 0OVERALL
HOME
AWAY
NEUTRAL0- 1
0- 1
0- 0
0- 00- 1
0- 1
0- 0
0- 02- 3
2- 0
0- 3
0- 02- 5
2- 2
0- 3
0- 00- 0
0- 0
0- 0
0- 00- 0
0- 0
0- 0
0- 0NON-CONFERENCE
HOME
AWAY
NEUTRAL0- 1
0- 1
0- 0
0- 00- 1
0- 1
0- 0
0- 02- 3
2- 0
0- 3
0- 00- 0
0- 0
0- 0
0- 00- 0
0- 0
0- 0
0- 00- 0
0- 0
0- 0
0- 0CONFERENCE
HOME
AWAY
NEUTRAL0- 0
0- 0
0- 0
0- 00- 0
0- 0
0- 0
0- 00- 0
0- 0
0- 0
0- 0

RPI 1-25

RPI 26-50

RPI 51-100

RPI 101+

Team's RPI: 342

RPI S Opponent Score

RPI S Opponent Score

RPI S Opponent Score

RPI S Opponent Score

57 H Montana 47 69

125 H Indiana St. 81 88

173 A East Carolina 47 59

197 A UNCW 55 77

292 H Incarnate Word 74 63

301 A UC Santa Barbara 55 66

350 H LIU Brooklyn 65 62

LAST 12 Division I GAMES:

57 H Montana 47 69

301 A UC Santa Barbara 55 66

350 H LIU Brooklyn 65 62

125 H Indiana St. 81 88

197 A UNCW 55 77

173 A East Carolina 47 59

292 H Incarnate Word 74 63

Grand Canyon

Grand Canyon

Non-Div I Games:

Grand Canyon

Loss, Non-Conf, S Site, H Home A Away N Neutral

Average RPI	Win:	85	WON-LOST	WINNING	LAST 10	STRENGTH OF	OPP. STRENGTH	TEAM	ADJ.	CONF.	ADJ. CONF.
Average RPI	Loss:	32	RECORD	PCT. RANK	GAMES	SCHEDULE	OF SCHEDULE	RPI	RPI	RPI	RPI
DIV. I ONLY		4- 4		159	1- 0	8	22	23	23	15	15
DIV. I NON-CONF.		4- 4		159	1- 0	8	22	23	23	15	15

TOTALS	RPI 1-25		RPI 26-50		W-L RECORDS	RPI 51-100		RPI 101-150		RPI 150+	
4- 4	0- 2		0- 1		OVERALL	3- 1		1- 0		0- 0	
3- 1	0- 0		0- 0		HOME	2- 1		1- 0		0- 0	
1- 3	0- 2		0- 1		AWAY	1- 0		0- 0		0- 0	
0- 0	0- 0		0- 0		NEUTRAL	0- 0		0- 0		0- 0	
4- 4	0- 2		0- 1		NON-CONFERENCE	3- 1		1- 0		0- 0	
3- 1	0- 0		0- 0		HOME	2- 1		1- 0		0- 0	
1- 3	0- 2		0- 1		AWAY	1- 0		0- 0		0- 0	
0- 0	0- 0		0- 0		NEUTRAL	0- 0		0- 0		0- 0	
0- 0	0- 0		0- 0		CONFERENCE	0- 0		0- 0		0- 0	
0- 0	0- 0		0- 0		HOME	0- 0		0- 0		0- 0	
0- 0	0- 0		0- 0		AWAY	0- 0		0- 0		0- 0	
0- 0	0- 0		0- 0		NEUTRAL	0- 0		0- 0		0- 0	

RPI	S	Opponent	Score	RPI	S	Opponent	Score	RPI	S	Opponent	Score	RPI	S	Opponent	Score
7	A	South Dakota St.	47 77	39	A	DePaul	64 73	53	H	Maine	70 39	126	H	Wisconsin	55 46
18	A	South Dakota	49 55					62	H	Northwestern	55 57				
								77	A	Missouri	56 49				
								83	H	Dayton	51 35				
LAST 12 Division I GAMES:															
126	H	Wisconsin	55 46	39	A	DePaul	64 73								
18	A	South Dakota	49 55	62	H	Northwestern	55 57								
7	A	South Dakota St.	47 77												
83	H	Dayton	51 35												
53	H	Maine	70 39												
77	A	Missouri	56 49												

Non-Div I Games:

Green Bay

Hampton

H
a
m
p
t
o
n

Hampton

Average RPI Win: 239		WON-LOST	WINNING	LAST 10	STRENGTH OF		OPP. STRENGTH	TEAM	ADJ.	CONF.	ADJ CONF.
Average RPI Loss: 58		RECORD	PCT. RANK	GAMES	SCHEDULE		OF SCHEDULE	RPI	RPI	RPI	RPI
DIV. I ONLY		4- 5	192	0- 1	77		134	158	158	25	25
DIV. I NON-CONF.		4- 5	192	0- 1	77		134	158	158	25	25

TOTALS		RPI 1-25	RPI 26-50		W-L RECORDS		RPI 51-100	RPI 101-150	RPI 150+		
4- 5		0- 2	0- 0		OVERALL		0- 2	0- 0	4- 1		
4- 0		0- 0	0- 0		HOME		0- 0	0- 0	4- 0		
0- 3		0- 1	0- 0		AWAY		0- 2	0- 0	0- 0		
0- 2		0- 1	0- 0		NEUTRAL		0- 0	0- 0	0- 1		
4- 5		0- 2	0- 0		NON-CONFERENCE		0- 2	0- 0	4- 1		
4- 0		0- 0	0- 0		HOME		0- 0	0- 0	4- 0		
0- 3		0- 1	0- 0		AWAY		0- 2	0- 0	0- 0		
0- 2		0- 1	0- 0		NEUTRAL		0- 0	0- 0	0- 1		
0- 0		0- 0	0- 0		CONFERENCE		0- 0	0- 0	0- 0		
0- 0		0- 0	0- 0		HOME		0- 0	0- 0	0- 0		
0- 0		0- 0	0- 0		AWAY		0- 0	0- 0	0- 0		
0- 0		0- 0	0- 0		NEUTRAL		0- 0	0- 0	0- 0		

RPI 1-25				RPI 26-50				RPI 51-100				RPI 101+ Team's RPI: 158			
RPI	S	Opponent	Score	RPI	S	Opponent	Score	RPI	S	Opponent	Score	RPI	S	Opponent	Score
5	N	Louisville	69 86					51	A	New Mexico	65 72	162	N	Southern Ill.	50 72
14	A	Miami (FL)	62 75					60	A	Villanova	41 59	163	H	Harvard	73 60
												184	H	William & Mary	50 45
												269	H	Bryant	67 57
												339	H	Morgan St.	80 59

LAST 12 Division I GAMES:															
51	A	New Mexico	65 72	5	N	Louisville	69 86	162	N	Southern Ill.	50 72				
14	A	Miami (FL)	62 75	163	H	Harvard	73 60	339	H	Morgan St.	80 59				
269	H	Bryant	67 57	60	A	Villanova	41 59								
184	H	William & Mary	50 45												

Non-Div I Games:

Hartford

Average RPI	Win:	240	WON-LOST	WINNING	LAST 10	STRENGTH OF	OPP. STRENGTH	TEAM	ADJ.	CONF.	ADJ CONF.
Average RPI	Loss:	75	RECORD	PCT. RANK	GAMES	SCHEDULE	OF SCHEDULE	RPI	RPI	RPI	RPI
DIV. I ONLY		4- 6		206	1- 0	139	52	163	163	17	17
DIV. I NON-CONF.		4- 6		206	1- 0	139	52	163	163	17	17
<hr/>											
TOTALS	RPI 1-25		RPI 26-50		W-L RECORDS	RPI 51-100		RPI 101-150		RPI 150+	
4- 6	0- 1		0- 0		OVERALL	0- 4		1- 0		3- 1	
1- 3	0- 0		0- 0		HOME	0- 3		0- 0		1- 0	
2- 3	0- 1		0- 0		AWAY	0- 1		1- 0		1- 1	
1- 0	0- 0		0- 0		NEUTRAL	0- 0		0- 0		1- 0	
4- 6	0- 1		0- 0		NON-CONFERENCE	0- 4		1- 0		3- 1	
1- 3	0- 0		0- 0		HOME	0- 3		0- 0		1- 0	
2- 3	0- 1		0- 0		AWAY	0- 1		1- 0		1- 1	
1- 0	0- 0		0- 0		NEUTRAL	0- 0		0- 0		1- 0	
0- 0	0- 0		0- 0		CONFERENCE	0- 0		0- 0		0- 0	
0- 0	0- 0		0- 0		HOME	0- 0		0- 0		0- 0	
0- 0	0- 0		0- 0		AWAY	0- 0		0- 0		0- 0	
0- 0	0- 0		0- 0		NEUTRAL	0- 0		0- 0		0- 0	

RPI	S	Opponent	Score	RPI	S	Opponent	Score	RPI	S	Opponent	Score	RPI	S	Opponent	Score	Team's RPI: 163
1	A	Notre Dame	58 103					53	H	Maine	60 67	128	A	CSUN	75 55	
								65	A	Purdue	65 66	158	A	Hartford	60 73	
								76	H	Quinnipiac	67 72	240	N	Jacksonville St.	69 62	
								98	H	Rutgers	49 60	290	A	Siena	73 54	
												302	H	La Salle	88 43	
<hr/>																
LAST 12 Division I GAMES:																
				98	H	Rutgers	49 60	128	A	CSUN	75 55					
				53	H	Maine	60 67	302	H	La Salle	88 43					
				76	H	Quinnipiac	67 72	65	A	Purdue	65 66					
				240	N	Jacksonville St.	69 62	1	A	Notre Dame	58 103					
				158	A	Hartford	60 73									
				290	A	Siena	73 54									

Non-Div I Games:

Harvard

Average RPI Win: 227
Average RPI Loss: 103

WON-LOST
RECORD

WINNING
PCT. RANK

LAST 10
GAMES

STRENGTH OF
SCHEDULE

OPP. STRENGTH
OF SCHEDULE

TEAM
RPI

ADJ.
RPI

CONF.
RPI

ADJ CONF.
RPI

DIV. I ONLY
DIV. I NON-CONF.

2- 7
2- 7

275
275

0- 0
0- 0

142
142

124
124

274
274

274
274

22
22

22
22

TOTALS

RPI 1-25

RPI 26-50

W-L RECORDS

RPI 51-100

RPI 101-150

RPI 150+

2- 7 0- 1
2- 5 0- 1
0- 2 0- 0
0- 0 0- 0

0- 0
0- 0
0- 0
0- 0

OVERALL
HOME
AWAY
NEUTRAL

0- 2
0- 2
0- 0
0- 0

0- 3
0- 2
0- 1
0- 0

2- 1
2- 0
0- 1
0- 0

2- 7 0- 1
2- 5 0- 1
0- 2 0- 0
0- 0 0- 0

0- 0
0- 0
0- 0
0- 0

NON-CONFERENCE
HOME
AWAY
NEUTRAL

0- 2
0- 2
0- 0
0- 0

0- 3
0- 2
0- 1
0- 0

2- 1
2- 0
0- 1
0- 0

0- 0 0- 0
0- 0 0- 0
0- 0 0- 0
0- 0 0- 0

0- 0
0- 0
0- 0
0- 0

CONFERENCE
HOME
AWAY
NEUTRAL

0- 0
0- 0
0- 0
0- 0

0- 0
0- 0
0- 0
0- 0

0- 0
0- 0
0- 0
0- 0

RPI 1-25

RPI S Opponent Score
21 H Stanford 59 81

RPI 26-50

RPI S Opponent Score

RPI 51-100

RPI S Opponent Score
61 H Portland 65 72
86 H FGCU 67 73

RPI 101+

Team's RPI: 274

RPI S Opponent Score
130 A San Diego 50 58
132 H American 57 69
139 H Pepperdi ne 64 65
154 A San Diego St. 57 58
202 H Idaho 69 61
252 H Seattle U 67 51

LAST 12 Division I GAMES:

132 H American 57 69 202 H Idaho 69 61
252 H Seattle U 67 51 21 H Stanford 59 81
61 H Portland 65 72 86 H FGCU 67 73
130 A San Diego 50 58
154 A San Diego St. 57 58
139 H Pepperdi ne 64 65

H
a
w
a
i
i

H
a
w
a
i
i

Non-Div I Games: Hawai i Paci fic 66 51

Hawai i

Loss, Non-Conf, S Site, H Home A Away N Neutral

Average RPI Win:	340	WON-LOST	WINNING	LAST 10	STRENGTH OF	OPP. STRENGTH	TEAM	ADJ.	CONF.	ADJ CONF.
Average RPI Loss:	121	RECORD	PCT. RANK	GAMES	SCHEDULE	OF SCHEDULE	RPI	RPI	RPI	RPI
DIV. I ONLY	2- 4	238	0- 1	240	280	275	275	29	29	
DIV. I NON-CONF.	2- 4	238	0- 1	240	280	275	275	29	29	

TOTALS	RPI 1-25	RPI 26-50	W-L RECORDS	RPI 51-100	RPI 101-150	RPI 150+				
2- 4	0- 1	0- 1	OVERALL	0- 0	0- 1	2- 1				
2- 0	0- 0	0- 0	HOME	0- 0	0- 0	2- 0				
0- 4	0- 1	0- 1	AWAY	0- 0	0- 1	0- 1				
0- 0	0- 0	0- 0	NEUTRAL	0- 0	0- 0	0- 0				
2- 4	0- 1	0- 1	NON-CONFERENCE	0- 0	0- 1	2- 1				
2- 0	0- 0	0- 0	HOME	0- 0	0- 0	2- 0				
0- 4	0- 1	0- 1	AWAY	0- 0	0- 1	0- 1				
0- 0	0- 0	0- 0	NEUTRAL	0- 0	0- 0	0- 0				
0- 0	0- 0	0- 0	CONFERENCE	0- 0	0- 0	0- 0				
0- 0	0- 0	0- 0	HOME	0- 0	0- 0	0- 0				
0- 0	0- 0	0- 0	AWAY	0- 0	0- 0	0- 0				
0- 0	0- 0	0- 0	NEUTRAL	0- 0	0- 0	0- 0				

RPI 1-25				RPI 26-50				RPI 51-100				RPI 101+ Team's RPI: 275			
RPI	S	Opponent	Score	RPI	S	Opponent	Score	RPI	S	Opponent	Score	RPI	S	Opponent	Score
15	A	Kentucky	49 71	46	A	Clemson	64 83					111	A	Miami (OH)	55 68
												312	A	Davidson	62 71
												335	H	UNC Greensboro	82 75
												345	H	N.C. Central	80 69
LAST 12 Division I GAMES:															
								46	A	Clemson	64 83				
								335	H	UNC Greensboro	82 75				
								312	A	Davidson	62 71				
								111	A	Miami (OH)	55 68				
								15	A	Kentucky	49 71				
								345	H	N.C. Central	80 69				

Non-Div I Games: Greensboro 102 50 Mars Hill 86 36

High Point

H
o
f
s
t
r
a

Hofstra				Through Games Of Dec. 10, 2018							
Average RPI	Win:	249	WON-LOST	WINNING	LAST 10	STRENGTH OF	OPP. STRENGTH	TEAM	ADJ.	CONF.	ADJ CONF.
Average RPI	Loss:	169	RECORD	PCT. RANK	GAMES	SCHEDULE	OF SCHEDULE	RPI	RPI	RPI	RPI
DIV. I ONLY		4- 6		206	1- 0	274	183	253	253	13	13
DIV. I NON-CONF.		4- 6		206	1- 0	274	183	253	253	13	13

TOTALS	RPI 1-25		RPI 26-50		W-L RECORDS	RPI 51-100		RPI 101-150		RPI 150+	
4- 6	0- 0		0- 0		OVERALL	0- 0		0- 3		4- 3	
1- 2	0- 0		0- 0		HOME	0- 0		0- 0		1- 2	
2- 2	0- 0		0- 0		AWAY	0- 0		0- 1		2- 1	
1- 2	0- 0		0- 0		NEUTRAL	0- 0		0- 2		1- 0	
4- 6	0- 0		0- 0		NON-CONFERENCE	0- 0		0- 3		4- 3	
1- 2	0- 0		0- 0		HOME	0- 0		0- 0		1- 2	
2- 2	0- 0		0- 0		AWAY	0- 0		0- 1		2- 1	
1- 2	0- 0		0- 0		NEUTRAL	0- 0		0- 2		1- 0	
0- 0	0- 0		0- 0		CONFERENCE	0- 0		0- 0		0- 0	
0- 0	0- 0		0- 0		HOME	0- 0		0- 0		0- 0	
0- 0	0- 0		0- 0		AWAY	0- 0		0- 0		0- 0	
0- 0	0- 0		0- 0		NEUTRAL	0- 0		0- 0		0- 0	

H
o
f
s
t
r
a

RPI 1-25				RPI 26-50				RPI 51-100				RPI 101+ Team's RPI: 253			
RPI	S	Opponent	Score	RPI	S	Opponent	Score	RPI	S	Opponent	Score	RPI	S	Opponent	Score
												101	A	Stony Brook	49 77
												108	N	Wright St.	64 93
												116	N	Marist	57 71
												198	A	Holy Cross	66 72
												211	H	Sacred Heart	64 70
												231	A	St. Bonaventure	67 59
												233	N	Stetson	53 50
												265	H	Iona	74 49
												268	A	UMBC	45 42
												279	H	Col umbi a	63 65

LAST 12 Division I GAMES:															
				268	A	UMBC	45 42					231	A	St. Bonaventure	67 59
				198	A	Holy Cross	66 72					101	A	Stony Brook	49 77
				211	H	Sacred Heart	64 70					279	H	Col umbi a	63 65
				233	N	Stetson	53 50					265	H	Iona	74 49
				116	N	Marist	57 71								
				108	N	Wright St.	64 93								

Non-Div I Games:

Hofstra

Average RPI Win:	259	WON-LOST	WINNING	LAST 10	STRENGTH OF	OPP. STRENGTH	TEAM	ADJ.	CONF.	ADJ CONF.
Average RPI Loss:	201	RECORD	PCT. RANK	GAMES	SCHEDULE	OF SCHEDULE	RPI	RPI	RPI	RPI

DIV. I ONLY	6- 3	98	0- 1	286	254	198	198	20	20
DIV. I NON-CONF.	6- 3	98	0- 1	286	254	198	198	20	20
TOTALS	RPI 1-25	RPI 26-50	W-L RECORDS	RPI 51-100	RPI 101-150	RPI 150+			
6- 3	0- 0	0- 0	OVERALL	0- 0	1- 1	5- 2			
4- 1	0- 0	0- 0	HOME	0- 0	1- 0	3- 1			
2- 2	0- 0	0- 0	AWAY	0- 0	0- 1	2- 1			
0- 0	0- 0	0- 0	NEUTRAL	0- 0	0- 0	0- 0			
6- 3	0- 0	0- 0	NON-CONFERENCE	0- 0	1- 1	5- 2			
4- 1	0- 0	0- 0	HOME	0- 0	1- 0	3- 1			
2- 2	0- 0	0- 0	AWAY	0- 0	0- 1	2- 1			
0- 0	0- 0	0- 0	NEUTRAL	0- 0	0- 0	0- 0			
0- 0	0- 0	0- 0	CONFERENCE	0- 0	0- 0	0- 0			
0- 0	0- 0	0- 0	HOME	0- 0	0- 0	0- 0			
0- 0	0- 0	0- 0	AWAY	0- 0	0- 0	0- 0			
0- 0	0- 0	0- 0	NEUTRAL	0- 0	0- 0	0- 0			

RPI 1-25	RPI 26-50	RPI 51-100	RPI 101+	Team's RPI: 198
RPI S Opponent Score	RPI S Opponent Score	RPI S Opponent Score	RPI S Opponent Score	
			107 H Rhode Island	73 65
			118 A Boston College	63 89
			230 H Brown	85 89
			249 H Rider	71 61
			253 H Hofstra	72 66
			255 A New Hampshire	62 74
			297 A Vermont	65 40
			310 H UMass Lowell	63 54
			340 A Albany (NY)	56 50
LAST 12 Division I GAMES:				
310 H UMass Lowell	63 54	255 A New Hampshire	62 74	
297 A Vermont	65 40	253 H Hofstra	72 66	
340 A Albany (NY)	56 50	249 H Rider	71 61	
107 H Rhode Island	73 65			
230 H Brown	85 89			
118 A Boston College	63 89			

Non-Div I Games:

Holy Cross

H
o
u
s
t
o
n

Houston					Through Games Of Dec. 10, 2018										
Average RPI	Win:	231	WON-LOST	WINNING	LAST 10	STRENGTH OF	OPP. STRENGTH	TEAM	ADJ.	CONF.	ADJ CONF.				
Average RPI	Loss:	80	RECORD	PCT. RANK	GAMES	SCHEDULE	OF SCHEDULE	RPI	RPI	RPI	RPI				
DIV. I ONLY			4- 6	206	0- 1	79	112	133	133	8	8				
DIV. I NON-CONF.			4- 6	206	0- 1	79	112	133	133	8	8				

TOTALS		RPI 1-25	RPI 26-50		W-L RECORDS	RPI 51-100		RPI 101-150	RPI 150+						
4- 6	0- 1		0- 0		OVERALL	1- 2		0- 3	3- 0						
1- 3	0- 0		0- 0		HOME	1- 1		0- 2	0- 0						
3- 3	0- 1		0- 0		AWAY	0- 1		0- 1	3- 0						
0- 0	0- 0		0- 0		NEUTRAL	0- 0		0- 0	0- 0						
4- 6	0- 1		0- 0		NON-CONFERENCE	1- 2		0- 3	3- 0						
1- 3	0- 0		0- 0		HOME	1- 1		0- 2	0- 0						
3- 3	0- 1		0- 0		AWAY	0- 1		0- 1	3- 0						
0- 0	0- 0		0- 0		NEUTRAL	0- 0		0- 0	0- 0						
0- 0	0- 0		0- 0		CONFERENCE	0- 0		0- 0	0- 0						
0- 0	0- 0		0- 0		HOME	0- 0		0- 0	0- 0						
0- 0	0- 0		0- 0		AWAY	0- 0		0- 0	0- 0						
0- 0	0- 0		0- 0		NEUTRAL	0- 0		0- 0	0- 0						

RPI 1-25				RPI 26-50				RPI 51-100				RPI 101+ Team's RPI: 133			
RPI	S	Opponent	Score	RPI	S	Opponent	Score	RPI	S	Opponent	Score	RPI	S	Opponent	Score
2	A	Cal i forni a	79 80					51	H	New Mexi co	84 89	104	H	Texas A&M	52 68
								69	H	Georgi a Tech	95 89	118	H	Boston Col lege	57 64
								86	A	FGCU	71 76	119	A	Loui si ana Tech	88 100
												279	A	Col umbi a	83 72
												285	A	ETSU	84 77
												292	A	Incarnate Word	79 60

LAST 12 Division I GAMES:															
118	H	Boston College	57 64	104	H	Texas A&M	52 68								
292	A	Incarnate Word	79 60	285	A	ETSU	84 77								
119	A	Loui si ana Tech	88 100	86	A	FGCU	71 76								
69	H	Georgi a Tech	95 89	51	H	New Mexi co	84 89								
2	A	Cal i forni a	79 80	279	A	Col umbi a	83 72								

H
o
u
s
t
o
n

Non-Div I Games:

Houston

Average RPI Win: 0 WON-LOST WINNING LAST 10 STRENGTH OF OPP. STRENGTH TEAM ADJ. CONF. ADJ CONF.
Average RPI Loss: 201 RECORD PCT. RANK GAMES SCHEDULE OF SCHEDULE RPI RPI RPI RPI

DIV. I ONLY	0- 4	327	0- 0	73	318	303	303	23	23
DIV. I NON-CONF.	0- 4	327	0- 0	73	318	303	303	23	23
TOTALS	RPI 1-25	RPI 26-50	W-L RECORDS	RPI 51-100	RPI 101-150	RPI 150+			
0- 4	0- 0	0- 0	OVERALL	0- 1	0- 0	0- 3			
0- 0	0- 0	0- 0	HOME	0- 0	0- 0	0- 0			
0- 4	0- 0	0- 0	AWAY	0- 1	0- 0	0- 3			
0- 0	0- 0	0- 0	NEUTRAL	0- 0	0- 0	0- 0			
0- 4	0- 0	0- 0	NON-CONFERENCE	0- 1	0- 0	0- 3			
0- 0	0- 0	0- 0	HOME	0- 0	0- 0	0- 0			
0- 4	0- 0	0- 0	AWAY	0- 1	0- 0	0- 3			
0- 0	0- 0	0- 0	NEUTRAL	0- 0	0- 0	0- 0			
0- 0	0- 0	0- 0	CONFERENCE	0- 0	0- 0	0- 0			
0- 0	0- 0	0- 0	HOME	0- 0	0- 0	0- 0			
0- 0	0- 0	0- 0	AWAY	0- 0	0- 0	0- 0			
0- 0	0- 0	0- 0	NEUTRAL	0- 0	0- 0	0- 0			

RPI 1-25				RPI 26-50				RPI 51-100				RPI 101+ Team's RPI: 303						
RPI	S	Opponent	Score	RPI	S	Opponent	Score	RPI	S	Opponent	Score	RPI	S	Opponent	Score			
								97	A	Oklahoma St.	44	77	190	A	Texas Tech	76	82	
													234	A	Wichita St.	50	68	
													283	A	North Texas	75	100	
LAST 12 Division I GAMES:																		
				97	A	Oklahoma St.	44	77	283	A	North Texas	75	100	190	A	Texas Tech	76	82
									234	A	Wichita St.	50	68					

Non-Div I Games: Howard Payne 93 60 Tex. A&M Int'l 81 48 McMurry 92 41 Southwest (NM) 100 57
Houston Baptist

Average RPI Win: **291**
 Average RPI Loss: **254**

WON-LOST
RECORD

WINNING
PCT. RANK

LAST 10
GAMES

STRENGTH OF
SCHEDULE

OPP. STRENGTH
OF SCHEDULE

TEAM
RPI

ADJ.
RPI

CONF.
RPI

ADJ CONF.
RPI

DIV. I ONLY	5- 3	114	0- 1	344	301	273	273	32	32
DIV. I NON-CONF.	5- 3	114	0- 1	344	301	273	273	32	32
<hr/>									
TOTALS	RPI 1-25	RPI 26-50	W-L RECORDS	RPI 51-100	RPI 101-150	RPI 150+			
5- 3	0- 0	0- 0	OVERALL	0- 0	0- 0	5- 3			
2- 1	0- 0	0- 0	HOME	0- 0	0- 0	2- 1			
3- 2	0- 0	0- 0	AWAY	0- 0	0- 0	3- 2			
0- 0	0- 0	0- 0	NEUTRAL	0- 0	0- 0	0- 0			
5- 3	0- 0	0- 0	NON-CONFERENCE	0- 0	0- 0	5- 3			
2- 1	0- 0	0- 0	HOME	0- 0	0- 0	2- 1			
3- 2	0- 0	0- 0	AWAY	0- 0	0- 0	3- 2			
0- 0	0- 0	0- 0	NEUTRAL	0- 0	0- 0	0- 0			
0- 0	0- 0	0- 0	CONFERENCE	0- 0	0- 0	0- 0			
0- 0	0- 0	0- 0	HOME	0- 0	0- 0	0- 0			
0- 0	0- 0	0- 0	AWAY	0- 0	0- 0	0- 0			
0- 0	0- 0	0- 0	NEUTRAL	0- 0	0- 0	0- 0			

RPI 1-25				RPI 26-50				RPI 51-100				RPI 101+ Team's RPI: 273			
RPI	S	Opponent	Score	RPI	S	Opponent	Score	RPI	S	Opponent	Score	RPI	S	Opponent	Score
												166	H	George Mason	73 59
												184	A	William & Mary	75 88
												288	A	Richmond	60 67
												290	H	Siena	81 86
												302	A	La Salle	57 54
												309	A	Niagara	68 61
												337	A	Fairleigh Dickinson	79 58
												341	H	NJIT	77 57
LAST 12 Division I GAMES:															
				337	A	Fairleigh Dickinson	79 58	288	A	Richmond	60 67				
				290	H	Siena	81 86	309	A	Niagara	68 61				
				184	A	William & Mary	75 88	166	H	George Mason	73 59				
				341	H	NJIT	77 57								
				302	A	La Salle	57 54								

Non-Div I Games:

Howard

Average RPI Win:	160	WON-LOST	WINNING	LAST 10	STRENGTH OF	OPP. STRENGTH	TEAM	ADJ.	CONF.	ADJ CONF.
Average RPI Loss:	84	RECORD	PCT. RANK	GAMES	SCHEDULE	OF SCHEDULE	RPI	RPI	RPI	RPI
DIV. I ONLY	5- 3	114	0- 1	45	136	38	38	15	15	
DIV. I NON-CONF.	5- 3	114	0- 1	45	136	38	38	15	15	

TOTALS	RPI 1-25	RPI 26-50	W-L RECORDS	RPI 51-100	RPI 101-150	RPI 150+				
5- 3	0- 1	0- 0	OVERALL	2- 0	1- 2	2- 0				
1- 1	0- 0	0- 0	HOME	1- 0	0- 1	0- 0				
3- 2	0- 1	0- 0	AWAY	0- 0	1- 1	2- 0				
1- 0	0- 0	0- 0	NEUTRAL	1- 0	0- 0	0- 0				
5- 3	0- 1	0- 0	NON-CONFERENCE	2- 0	1- 2	2- 0				
1- 1	0- 0	0- 0	HOME	1- 0	0- 1	0- 0				
3- 2	0- 1	0- 0	AWAY	0- 0	1- 1	2- 0				
1- 0	0- 0	0- 0	NEUTRAL	1- 0	0- 0	0- 0				
0- 0	0- 0	0- 0	CONFERENCE	0- 0	0- 0	0- 0				
0- 0	0- 0	0- 0	HOME	0- 0	0- 0	0- 0				
0- 0	0- 0	0- 0	AWAY	0- 0	0- 0	0- 0				
0- 0	0- 0	0- 0	NEUTRAL	0- 0	0- 0	0- 0				

RPI 1-25				RPI 26-50				Team's RPI: 38				RPI 51-100				RPI 101+			
RPI	S	Opponent	Score	RPI	S	Opponent	Score	RPI	S	Opponent	Score	RPI	S	Opponent	Score	RPI	S	Opponent	Score
24	A	Iowa	58 72									64	H	UT Martin	73 72	102	H	UNI	40 53
												81	N	VCU	63 61	125	A	Indiana St.	64 59
																126	A	Wisconsin	64 65
																236	A	Ole Miss	66 58
																295	A	UTSA	58 50
LAST 12 Division I GAMES:																			
24	A	Iowa	58 72	125	A	Indiana St.	64 59					102	H	UNI	40 53				
236	A	Ole Miss	66 58	81	N	VCU	63 61					295	A	UTSA	58 50				
				126	A	Wisconsin	64 65					64	H	UT Martin	73 72				

Non-Div I Games: Purdue Northwest 101 40

IUPUI

Average RPI Win: **187**
 Average RPI Loss: **146**

WON-LOST
RECORD

WINNING
PCT. RANK

LAST 10
GAMES

STRENGTH OF
SCHEDULE

OPP. STRENGTH
OF SCHEDULE

TEAM
RPI

ADJ.
RPI

CONF.
RPI

ADJ CONF.
RPI

DIV. I ONLY	3- 5	218	0- 1	181	99	202	202	11	11
DIV. I NON-CONF.	3- 5	218	0- 1	181	99	202	202	11	11
TOTALS	RPI 1-25	RPI 26-50	W-L RECORDS	RPI 51-100	RPI 101-150	RPI 150+			
3- 5	0- 1	0- 1	OVERALL	0- 0	1- 1	2- 2			
2- 0	0- 0	0- 0	HOME	0- 0	1- 0	1- 0			
1- 4	0- 1	0- 1	AWAY	0- 0	0- 0	1- 2			
0- 1	0- 0	0- 0	NEUTRAL	0- 0	0- 1	0- 0			
3- 5	0- 1	0- 1	NON-CONFERENCE	0- 0	1- 1	2- 2			
2- 0	0- 0	0- 0	HOME	0- 0	1- 0	1- 0			
1- 4	0- 1	0- 1	AWAY	0- 0	0- 0	1- 2			
0- 1	0- 0	0- 0	NEUTRAL	0- 0	0- 1	0- 0			
0- 0	0- 0	0- 0	CONFERENCE	0- 0	0- 0	0- 0			
0- 0	0- 0	0- 0	HOME	0- 0	0- 0	0- 0			
0- 0	0- 0	0- 0	AWAY	0- 0	0- 0	0- 0			
0- 0	0- 0	0- 0	NEUTRAL	0- 0	0- 0	0- 0			

RPI	S	Opponent	Score	RPI	S	Opponent	Score	RPI	S	Opponent	Score	RPI	S	Opponent	Score	Team's RPI: 202
21	A	Stanford	71 115	40	A	Wyoming	61 64					117	N	Boise St.	85 91	
												128	H	CSUN	88 73	
												190	A	Texas Tech	88 77	
												242	H	San Francisco	70 63	
												274	A	Hawaii	61 69	
												277	A	Long Beach St.	63 70	
LAST 12 Division I GAMES:																
40	A	Wyoming	61 64	190	A	Texas Tech	88 77									
274	A	Hawaii	61 69	21	A	Stanford	71 115									
242	H	San Francisco	70 63	128	H	CSUN	88 73									
277	A	Long Beach St.	63 70													
117	N	Boise St.	85 91													

Non-Div I Games:

Idaho

Average RPI Win:	236	WON-LOST	WINNING	LAST 10	STRENGTH OF	OPP. STRENGTH	TEAM	ADJ.	CONF.	ADJ CONF.
Average RPI Loss:	66	RECORD	PCT. RANK	GAMES	SCHEDULE	OF SCHEDULE	RPI	RPI	RPI	RPI
DIV. I ONLY	4- 4	159	1- 0	31	281	70	70	11	11	
DIV. I NON-CONF.	4- 4	159	1- 0	31	281	70	70	11	11	

TOTALS	RPI 1-25	RPI 26-50	W-L RECORDS	RPI 51-100	RPI 101-150	RPI 150+				
4- 4	0- 1	0- 0	OVERALL	0- 3	1- 0	3- 0				
2- 0	0- 0	0- 0	HOME	0- 0	1- 0	1- 0				
1- 3	0- 1	0- 0	AWAY	0- 2	0- 0	1- 0				
1- 1	0- 0	0- 0	NEUTRAL	0- 1	0- 0	1- 0				
4- 4	0- 1	0- 0	NON-CONFERENCE	0- 3	1- 0	3- 0				
2- 0	0- 0	0- 0	HOME	0- 0	1- 0	1- 0				
1- 3	0- 1	0- 0	AWAY	0- 2	0- 0	1- 0				
1- 1	0- 0	0- 0	NEUTRAL	0- 1	0- 0	1- 0				
0- 0	0- 0	0- 0	CONFERENCE	0- 0	0- 0	0- 0				
0- 0	0- 0	0- 0	HOME	0- 0	0- 0	0- 0				
0- 0	0- 0	0- 0	AWAY	0- 0	0- 0	0- 0				
0- 0	0- 0	0- 0	NEUTRAL	0- 0	0- 0	0- 0				

RPI	S	Opponent	Score	RPI	S	Opponent	Score	RPI	S	Opponent	Score	RPI	S	Opponent	Score
16	A	Gonzaga	51 70					69	N	Georgi a Tech	51 74	139	H	Pepperdi ne	65 63
								78	A	Ari zona	46 71	245	N	Kennesaw St.	60 49
								100	A	Utah	60 74	271	H	Utah Valley	80 68
												289	A	Cal i forn i a Baptist	72 57

LAST 12 Division I GAMES:															
245	N	Kennesaw St.	60 49	139	H	Pepperdi ne	65 63	271	H	Utah Valley	80 68	69	N	Georgi a Tech	51 74
100	A	Utah	60 74												
16	A	Gonzaga	51 70												
78	A	Ari zona	46 71												
289	A	Cal i forn i a Baptist	72 57												

Non-Div I Games: Benedictine Mesa 88 51

Idaho St.

Average RPI Win:	237	WON-LOST	WINNING	LAST 10	STRENGTH OF	OPP. STRENGTH	TEAM	ADJ.	CONF.	ADJ CONF.
Average RPI Loss:	157	RECORD	PCT. RANK	GAMES	SCHEDULE	OF SCHEDULE	RPI	RPI	RPI	RPI
DIV. I ONLY	6- 2	68	1- 0	247	202	136	136	3	3	
DIV. I NON-CONF.	6- 2	68	1- 0	247	202	136	136	3	3	
TOTALS	RPI 1-25	RPI 26-50	W-L RECORDS	RPI 51-100	RPI 101-150	RPI 150+				
6- 2	0- 0	0- 1	OVERALL	0- 0	1- 0	5- 1				
5- 0	0- 0	0- 0	HOME	0- 0	1- 0	4- 0				
1- 1	0- 0	0- 1	AWAY	0- 0	0- 0	1- 0				
0- 1	0- 0	0- 0	NEUTRAL	0- 0	0- 0	0- 1				
6- 2	0- 0	0- 1	NON-CONFERENCE	0- 0	1- 0	5- 1				
5- 0	0- 0	0- 0	HOME	0- 0	1- 0	4- 0				
1- 1	0- 0	0- 1	AWAY	0- 0	0- 0	1- 0				
0- 1	0- 0	0- 0	NEUTRAL	0- 0	0- 0	0- 1				
0- 0	0- 0	0- 0	CONFERENCE	0- 0	0- 0	0- 0				
0- 0	0- 0	0- 0	HOME	0- 0	0- 0	0- 0				
0- 0	0- 0	0- 0	AWAY	0- 0	0- 0	0- 0				
0- 0	0- 0	0- 0	NEUTRAL	0- 0	0- 0	0- 0				

RPI 1-25	RPI 26-50	RPI 51-100	RPI 101+	Team's RPI: 136
RPI S Opponent Score	RPI S Opponent Score	RPI S Opponent Score	RPI S Opponent Score	
	46 A Cl emson 67 69		125 H Indiana St. 75 57	
			174 H Eastern Mi ch. 72 66	
			258 H Val parai so 73 54	
			267 N Sacramento St. 107 109	
			272 H Al abama A&M 88 60	
			279 H Col umbi a 76 69	
			314 A Cal Poly 74 51	
LAST 12 Division I GAMES:				
125 H Indiana St. 75 57	174 H Eastern Mi ch. 72 66	46 A Cl emson 67 69	267 N Sacramento St. 107 109	
272 H Al abama A&M 88 60	314 A Cal Poly 74 51	279 H Col umbi a 76 69	258 H Val parai so 73 54	

Non-Div I Games:

Illinois

Average RPI Win:	271	WON-LOST	WINNING	LAST 10	STRENGTH OF	OPP. STRENGTH	TEAM	ADJ.	CONF.	ADJ CONF.
Average RPI Loss:	183	RECORD	PCT. RANK	GAMES	SCHEDULE	OF SCHEDULE	RPI	RPI	RPI	RPI
DIV. I ONLY	4- 4	159	1- 0	318	236	254	254	14	14	
DIV. I NON-CONF.	4- 4	159	1- 0	318	236	254	254	14	14	

TOTALS	RPI 1-25	RPI 26-50	W-L RECORDS	RPI 51-100	RPI 101-150	RPI 150+				
4- 4	0- 0	0- 0	OVERALL	0- 1	0- 0	4- 3				
3- 0	0- 0	0- 0	HOME	0- 0	0- 0	3- 0				
1- 4	0- 0	0- 0	AWAY	0- 1	0- 0	1- 3				
0- 0	0- 0	0- 0	NEUTRAL	0- 0	0- 0	0- 0				
4- 4	0- 0	0- 0	NON-CONFERENCE	0- 1	0- 0	4- 3				
3- 0	0- 0	0- 0	HOME	0- 0	0- 0	3- 0				
1- 4	0- 0	0- 0	AWAY	0- 1	0- 0	1- 3				
0- 0	0- 0	0- 0	NEUTRAL	0- 0	0- 0	0- 0				
0- 0	0- 0	0- 0	CONFERENCE	0- 0	0- 0	0- 0				
0- 0	0- 0	0- 0	HOME	0- 0	0- 0	0- 0				
0- 0	0- 0	0- 0	AWAY	0- 0	0- 0	0- 0				
0- 0	0- 0	0- 0	NEUTRAL	0- 0	0- 0	0- 0				

RPI 1-25				RPI 26-50				RPI 51-100				RPI 101+ Team's RPI: 254					
RPI	S	Opponent	Score	RPI	S	Opponent	Score	RPI	S	Opponent	Score	RPI	S	Opponent	Score		
								67	A	Butler	56	58	174	A	Eastern Mich.	41	50
												175	H	North Dakota	67	55	
												213	A	SIUE	61	68	
												226	H	Oakland	62	56	
												278	A	Cleveland St.	63	67	
												338	A	Northern Ky.	58	53	
												344	H	Austin Peay	61	49	
LAST 12 Division I GAMES:																	
338	A	Northern Ky.	58	53	174	A	Eastern Mich.	41	50								
344	H	Austin Peay	61	49	175	H	North Dakota	67	55								
226	H	Oakland	62	56	213	A	SIUE	61	68								
67	A	Butler	56	58													
278	A	Cleveland St.	63	67													

Non-Div I Games:

Illinois St.

Average RPI Win:	0	WON-LOST	WINNING	LAST 10	STRENGTH OF	OPP. STRENGTH	TEAM	ADJ.	CONF.	ADJ CONF.
Average RPI Loss:	147	RECORD	PCT. RANK	GAMES	SCHEDULE	OF SCHEDULE	RPI	RPI	RPI	RPI
DIV. I ONLY	0- 10	327	0- 1	64	262	292	292	23	23	
DIV. I NON-CONF.	0- 10	327	0- 1	64	262	292	292	23	23	

TOTALS	RPI 1-25	RPI 26-50	W-L RECORDS	RPI 51-100	RPI 101-150	RPI 150+				
0- 10	0- 2	0- 1	OVERALL	0- 1	0- 1	0- 5				
0- 3	0- 0	0- 0	HOME	0- 0	0- 1	0- 2				
0- 7	0- 2	0- 1	AWAY	0- 1	0- 0	0- 3				
0- 0	0- 0	0- 0	NEUTRAL	0- 0	0- 0	0- 0				
0- 10	0- 2	0- 1	NON-CONFERENCE	0- 1	0- 1	0- 5				
0- 3	0- 0	0- 0	HOME	0- 0	0- 1	0- 2				
0- 7	0- 2	0- 1	AWAY	0- 1	0- 0	0- 3				
0- 0	0- 0	0- 0	NEUTRAL	0- 0	0- 0	0- 0				
0- 0	0- 0	0- 0	CONFERENCE	0- 0	0- 0	0- 0				
0- 0	0- 0	0- 0	HOME	0- 0	0- 0	0- 0				
0- 0	0- 0	0- 0	AWAY	0- 0	0- 0	0- 0				
0- 0	0- 0	0- 0	NEUTRAL	0- 0	0- 0	0- 0				

RPI 1-25				RPI 26-50				RPI 51-100				RPI 101+ Team's RPI: 292			
RPI	S	Opponent	Score	RPI	S	Opponent	Score	RPI	S	Opponent	Score	RPI	S	Opponent	Score
17	A	Minnesota	39 75	34	A	Arizona St.	43 81	78	A	Arizona	42 84	133	H	Houston	60 79
18	A	South Dakota	43 96									154	A	San Diego St.	38 81
												196	H	UT Arlington	49 97
												205	A	Massachusetts	59 71
												291	H	Weber St.	64 72
												342	A	Grand Canyon	63 74

LAST 12 Division I GAMES:															
78	A	Arizona	42 84	205	A	Massachusetts	59 71								
291	H	Weber St.	64 72	17	A	Minnesota	39 75								
154	A	San Diego St.	38 81	196	H	UT Arlington	49 97								
133	H	Houston	60 79	34	A	Arizona St.	43 81								
18	A	South Dakota	43 96												
342	A	Grand Canyon	63 74												

Non-Div I Games:

Incarnate Word

Average RPI Win:	158	WON-LOST	WINNING	LAST 10	STRENGTH OF	OPP. STRENGTH	TEAM	ADJ.	CONF.	ADJ CONF.
Average RPI Loss:	0	RECORD	PCT. RANK	GAMES	SCHEDULE	OF SCHEDULE	RPI	RPI	RPI	RPI
DIV. I ONLY	9- 0	1	1- 0	166	28	19	19	3	3	
DIV. I NON-CONF.	9- 0	1	1- 0	166	28	19	19	3	3	

TOTALS	RPI 1-25	RPI 26-50	W-L RECORDS	RPI 51-100	RPI 101-150	RPI 150+				
9- 0	0- 0	1- 0	OVERALL	2- 0	1- 0	5- 0				
6- 0	0- 0	0- 0	HOME	1- 0	1- 0	4- 0				
3- 0	0- 0	1- 0	AWAY	1- 0	0- 0	1- 0				
0- 0	0- 0	0- 0	NEUTRAL	0- 0	0- 0	0- 0				
9- 0	0- 0	1- 0	NON-CONFERENCE	2- 0	1- 0	5- 0				
6- 0	0- 0	0- 0	HOME	1- 0	1- 0	4- 0				
3- 0	0- 0	1- 0	AWAY	1- 0	0- 0	1- 0				
0- 0	0- 0	0- 0	NEUTRAL	0- 0	0- 0	0- 0				
0- 0	0- 0	0- 0	CONFERENCE	0- 0	0- 0	0- 0				
0- 0	0- 0	0- 0	HOME	0- 0	0- 0	0- 0				
0- 0	0- 0	0- 0	AWAY	0- 0	0- 0	0- 0				
0- 0	0- 0	0- 0	NEUTRAL	0- 0	0- 0	0- 0				

RPI 1-25				Team's RPI: 19			
RPI	S	Opponent	Score				
47	A	UCLA	67 65				

RPI 26-50			
RPI	S	Opponent	Score
47	A	UCLA	67 65

RPI 51-100			
RPI	S	Opponent	Score
67	H	Butler	66 46
94	A	Wake Forest	87 73

RPI 101+			
RPI	S	Opponent	Score
122	H	Northern Ill.	91 73
186	H	Milwaukee	68 66
201	H	Florida	83 64
226	A	Oakland	59 32
238	H	Missouri St.	98 74
241	H	North Florida	75 52

LAST 12 Division I GAMES:							
201	H	Florida	83 64	238	H	Missouri St.	98 74
241	H	North Florida	75 52	67	H	Butler	66 46
226	A	Oakland	59 32	47	A	UCLA	67 65
186	H	Milwaukee	68 66	94	A	Wake Forest	87 73
				122	H	Northern Ill.	91 73

Non-Div I Games:

Indiana

Average RPI	Win:	251	WON-LOST	WINNING	LAST 10	STRENGTH OF	OPP. STRENGTH	TEAM	ADJ.	CONF.	ADJ CONF.
Average RPI	Loss:	125	RECORD	PCT. RANK	GAMES	SCHEDULE	OF SCHEDULE	RPI	RPI	RPI	RPI
DIV. I ONLY		5- 3		114	1- 0	163	266	125	125	14	14
DIV. I NON-CONF.		5- 3		114	1- 0	163	266	125	125	14	14
<hr/>											
TOTALS	RPI 1-25		RPI 26-50		W-L RECORDS	RPI 51-100		RPI 101-150		RPI 150+	
5- 3	0- 0		0- 1		OVERALL	0- 0		0- 1		5- 1	
1- 1	0- 0		0- 1		HOME	0- 0		0- 0		1- 0	
4- 1	0- 0		0- 0		AWAY	0- 0		0- 1		4- 0	
0- 1	0- 0		0- 0		NEUTRAL	0- 0		0- 0		0- 1	
5- 3	0- 0		0- 1		NON-CONFERENCE	0- 0		0- 1		5- 1	
1- 1	0- 0		0- 1		HOME	0- 0		0- 0		1- 0	
4- 1	0- 0		0- 0		AWAY	0- 0		0- 1		4- 0	
0- 1	0- 0		0- 0		NEUTRAL	0- 0		0- 0		0- 1	
0- 0	0- 0		0- 0		CONFERENCE	0- 0		0- 0		0- 0	
0- 0	0- 0		0- 0		HOME	0- 0		0- 0		0- 0	
0- 0	0- 0		0- 0		AWAY	0- 0		0- 0		0- 0	
0- 0	0- 0		0- 0		NEUTRAL	0- 0		0- 0		0- 0	

RPI	S	Opponent	Score	RPI	S	Opponent	Score	RPI	S	Opponent	Score	RPI	S	Opponent	Score
				38	H	IUPUI	59 64					136	A	Illinois	57 75
												188	A	Saint Louis	60 56
												199	A	Southeast Mo. St.	62 51
												200	N	UC Irvine	61 77
												218	H	UIC	60 53
												308	A	Marshall	62 53
												342	A	Grand Canyon	88 81
<hr/>															
LAST 12 Division I GAMES:															
				218	H	UIC	60 53	38	H	IUPUI	59 64	199	A	Southeast Mo. St.	62 51
				136	A	Illinois	57 75					200	N	UC Irvine	61 77
												342	A	Grand Canyon	88 81
												188	A	Saint Louis	60 56
												308	A	Marshall	62 53

Non-Div I Games:

Indiana St.

Average RPI	Win: 217	WON-LOST RECORD	WINNING PCT. RANK	LAST 10 GAMES	STRENGTH OF SCHEDULE	OPP. STRENGTH OF SCHEDULE	TEAM RPI	ADJ. RPI	CONF. RPI	ADJ. CONF. RPI
Average RPI	Loss: 119									
DIV. I ONLY		1- 8	317	0- 1	65	224	265	265	28	28
DIV. I NON-CONF.		1- 8	317	0- 1	65	224	265	265	28	28

TOTALS	RPI 1-25		RPI 26-50	W-L RECORDS	RPI 51-100		RPI 101-150		RPI 150+	
1- 8	0- 0		0- 0	OVERALL	0- 5		0- 1		1- 2	
1- 3	0- 0		0- 0	HOME	0- 2		0- 1		1- 0	
0- 5	0- 0		0- 0	AWAY	0- 3		0- 0		0- 2	
0- 0	0- 0		0- 0	NEUTRAL	0- 0		0- 0		0- 0	
1- 8	0- 0		0- 0	NON-CONFERENCE	0- 5		0- 1		1- 2	
1- 3	0- 0		0- 0	HOME	0- 2		0- 1		1- 0	
0- 5	0- 0		0- 0	AWAY	0- 3		0- 0		0- 2	
0- 0	0- 0		0- 0	NEUTRAL	0- 0		0- 0		0- 0	
0- 0	0- 0		0- 0	CONFERENCE	0- 0		0- 0		0- 0	
0- 0	0- 0		0- 0	HOME	0- 0		0- 0		0- 0	
0- 0	0- 0		0- 0	AWAY	0- 0		0- 0		0- 0	
0- 0	0- 0		0- 0	NEUTRAL	0- 0		0- 0		0- 0	

RPI 1-25				RPI 26-50				RPI 51-100				RPI 101+ Team's RPI: 265			
RPI	S	Opponent	Score	RPI	S	Opponent	Score	RPI	S	Opponent	Score	RPI	S	Opponent	Score
								52	H	Central Mich.	39 82	124	H	Penn	43 66
								58	A	Bucknell	43 81	217	H	George Washington	52 43
								68	H	St. John's (NY)	35 61	223	A	Temple	39 59
								74	A	Toledo	38 84	253	A	Hofstra	49 74
								96	A	Kansas	44 75				
LAST 12 Division I GAMES:															
124	H	Penn	43 66	74	A	Toledo	38 84								
223	A	Temple	39 59	68	H	St. John's (NY)	35 61								
58	A	Bucknell	43 81	253	A	Hofstra	49 74								
52	H	Central Mich.	39 82												
96	A	Kansas	44 75												
217	H	George Washington	52 43												

Non-Div I Games:

Iona

Average RPI Win:	175	WON-LOST	WINNING	LAST 10	STRENGTH OF	OPP. STRENGTH	TEAM	ADJ.	CONF.	ADJ CONF.
Average RPI Loss:	13	RECORD	PCT. RANK	GAMES	SCHEDULE	OF SCHEDULE	RPI	RPI	RPI	RPI
DIV. I ONLY	7- 2	51	0- 1	72	29	24	24	3	3	
DIV. I NON-CONF.	7- 2	51	0- 1	72	29	24	24	3	3	

TOTALS	RPI 1-25	RPI 26-50	W-L RECORDS	RPI 51-100	RPI 101-150	RPI 150+				
7- 2	1- 2	1- 0	OVERALL	0- 0	0- 0	5- 0				
5- 0	1- 0	1- 0	HOME	0- 0	0- 0	3- 0				
1- 1	0- 1	0- 0	AWAY	0- 0	0- 0	1- 0				
1- 1	0- 1	0- 0	NEUTRAL	0- 0	0- 0	1- 0				
7- 2	1- 2	1- 0	NON-CONFERENCE	0- 0	0- 0	5- 0				
5- 0	1- 0	1- 0	HOME	0- 0	0- 0	3- 0				
1- 1	0- 1	0- 0	AWAY	0- 0	0- 0	1- 0				
1- 1	0- 1	0- 0	NEUTRAL	0- 0	0- 0	1- 0				
0- 0	0- 0	0- 0	CONFERENCE	0- 0	0- 0	0- 0				
0- 0	0- 0	0- 0	HOME	0- 0	0- 0	0- 0				
0- 0	0- 0	0- 0	AWAY	0- 0	0- 0	0- 0				
0- 0	0- 0	0- 0	NEUTRAL	0- 0	0- 0	0- 0				

RPI	S	Opponent	Score
1	A	Notre Dame	71 105
8	H	Iowa St.	73 70
25	N	Florida St.	67 71

RPI	S	Opponent	Score
38	H	IUPUI	72 58

RPI	S	Opponent	Score
-----	---	----------	-------

RPI	S	Opponent	Score
160	A	Western Ky.	104 67
181	H	Oral Roberts	90 77
209	N	West Virginia	84 81
284	H	Robert Morris	92 63
345	H	N.C. Central	106 39

LAST 12 Division I GAMES:

284	H	Robert Morris	92 63	25	N	Florida St.	67 71
1	A	Notre Dame	71 105	38	H	IUPUI	72 58
209	N	West Virginia	84 81	8	H	Iowa St.	73 70
345	H	N.C. Central	106 39				
160	A	Western Ky.	104 67				
181	H	Oral Roberts	90 77				

Iowa

Iowa

Non-Div I Games:

Iowa

Average RPI Win: 127

Average RPI Loss: 21

WON-LOST
RECORDWINNING
PCT. RANKLAST 10
GAMESSTRENGTH OF
SCHEDULEOPP. STRENGTH
OF SCHEDULETEAM
RPIADJ.
RPICONF.
RPIADJ CONF.
RPIDIV. I ONLY
DIV. I NON-CONF.7- 2
7- 251
513- 0
3- 010
10135
1358
88
86
66
6

TOTALS

RPI 1-25

RPI 26-50

W-L RECORDS

RPI 51-100

RPI 101-150

RPI 150+

7- 2 1- 2

6- 0 1- 0

0- 2 0- 2

1- 0 0- 0

1- 0

1- 0

0- 0

0- 0

OVERALL

1- 0

1- 0

3- 0

HOME

1- 0

1- 0

2- 0

AWAY

0- 0

0- 0

0- 0

NEUTRAL

0- 0

0- 0

1- 0

7- 2 1- 2

6- 0 1- 0

0- 2 0- 2

1- 0 0- 0

1- 0

1- 0

0- 0

0- 0

NON-CONFERENCE

1- 0

1- 0

3- 0

HOME

1- 0

1- 0

2- 0

AWAY

0- 0

0- 0

0- 0

NEUTRAL

0- 0

0- 0

1- 0

0- 0 0- 0

0- 0 0- 0

0- 0 0- 0

0- 0 0- 0

0- 0

0- 0

0- 0

0- 0

CONFERENCE

0- 0

0- 0

0- 0

HOME

0- 0

0- 0

0- 0

AWAY

0- 0

0- 0

0- 0

NEUTRAL

0- 0

0- 0

0- 0

RPI 1-25 Team's RPI: 8

RPI 26-50

RPI 51-100

RPI 101+

RPI	S	Opponent	Score
14	H	Miami (FL)	75 52
18	A	South Dakota	59 64
24	A	Iowa	70 73

RPI	S	Opponent	Score
41	H	Auburn	67 64

RPI	S	Opponent	Score
56	H	Arkansas	91 82

RPI	S	Opponent	Score
122	H	Northern Ill.	70 60
174	N	Eastern Mich.	85 59
175	H	North Dakota	87 35
309	H	Niagara	95 35

LAST 12 Division I GAMES:

18	A	South Dakota	59	64	122	H	Northern Ill.	70	60
174	N	Eastern Mich.	85	59	41	H	Auburn	67	64
309	H	Niagara	95	35	14	H	Miami (FL)	75	52
					175	H	North Dakota	87	35
					24	A	Iowa	70	73
					56	H	Arkansas	91	82

Non-Div I Games:

Iowa St.

Average RPI	Win:	315	WON-LOST	WINNING	LAST 10	STRENGTH OF	OPP. STRENGTH	TEAM	ADJ.	CONF.	ADJ CONF.
Average RPI	Loss:	196	RECORD	PCT. RANK	GAMES	SCHEDULE	OF SCHEDULE	RPI	RPI	RPI	RPI
DIV. I ONLY		1- 5		295	0- 1	169	348	316	316	27	27
DIV. I NON-CONF.		1- 5		295	0- 1	169	348	316	316	27	27

TOTALS	RPI 1-25		RPI 26-50		W-L RECORDS	RPI 51-100		RPI 101-150		RPI 150+	
1- 5	0- 1		0- 0		OVERALL	0- 0		0- 0		1- 4	
1- 1	0- 0		0- 0		HOME	0- 0		0- 0		1- 1	
0- 4	0- 1		0- 0		AWAY	0- 0		0- 0		0- 3	
0- 0	0- 0		0- 0		NEUTRAL	0- 0		0- 0		0- 0	
1- 5	0- 1		0- 0		NON-CONFERENCE	0- 0		0- 0		1- 4	
1- 1	0- 0		0- 0		HOME	0- 0		0- 0		1- 1	
0- 4	0- 1		0- 0		AWAY	0- 0		0- 0		0- 3	
0- 0	0- 0		0- 0		NEUTRAL	0- 0		0- 0		0- 0	
0- 0	0- 0		0- 0		CONFERENCE	0- 0		0- 0		0- 0	
0- 0	0- 0		0- 0		HOME	0- 0		0- 0		0- 0	
0- 0	0- 0		0- 0		AWAY	0- 0		0- 0		0- 0	
0- 0	0- 0		0- 0		NEUTRAL	0- 0		0- 0		0- 0	

RPI 1-25				RPI 26-50				RPI 51-100				RPI 101+ Team's RPI: 316			
RPI	S	Opponent	Score	RPI	S	Opponent	Score	RPI	S	Opponent	Score	RPI	S	Opponent	Score
22	A	Mississippi St.	38 105									152	H	Southeastern La.	45 50
												196	A	UT Arlington	63 99
												276	A	Memphis	67 68
												315	H	Central Ark.	65 56
												334	A	Louisiana	61 68
LAST 12 Division I GAMES:															
152	H	Southeastern La.	45 50	315	H	Central Ark.	65 56								
22	A	Mississippi St.	38 105	196	A	UT Arlington	63 99								
334	A	Louisiana	61 68	276	A	Memphis	67 68								

Non-Div I Games:

Jackson St.

Average RPI Win:	347	WON-LOST	WINNING	LAST 10	STRENGTH OF	OPP. STRENGTH	TEAM	ADJ.	CONF.	ADJ CONF.
Average RPI Loss:	103	RECORD	PCT. RANK	GAMES	SCHEDULE	OF SCHEDULE	RPI	RPI	RPI	RPI
DIV. I ONLY	2- 5	255	0- 1	221	268	237	237	26	26	
DIV. I NON-CONF.	2- 5	255	0- 1	221	268	237	237	26	26	

TOTALS	RPI 1-25	RPI 26-50	W-L RECORDS	RPI 51-100	RPI 101-150	RPI 150+				
2- 5	0- 1	0- 1	OVERALL	0- 0	0- 2	2- 1				
0- 1	0- 0	0- 0	HOME	0- 0	0- 0	0- 1				
2- 3	0- 1	0- 0	AWAY	0- 0	0- 2	2- 0				
0- 1	0- 0	0- 1	NEUTRAL	0- 0	0- 0	0- 0				
2- 5	0- 1	0- 1	NON-CONFERENCE	0- 0	0- 2	2- 1				
0- 1	0- 0	0- 0	HOME	0- 0	0- 0	0- 1				
2- 3	0- 1	0- 0	AWAY	0- 0	0- 2	2- 0				
0- 1	0- 0	0- 1	NEUTRAL	0- 0	0- 0	0- 0				
0- 0	0- 0	0- 0	CONFERENCE	0- 0	0- 0	0- 0				
0- 0	0- 0	0- 0	HOME	0- 0	0- 0	0- 0				
0- 0	0- 0	0- 0	AWAY	0- 0	0- 0	0- 0				
0- 0	0- 0	0- 0	NEUTRAL	0- 0	0- 0	0- 0				

RPI 1-25				RPI 26-50				RPI 51-100				RPI 101+ Team's RPI: 237			
RPI	S	Opponent	Score	RPI	S	Opponent	Score	RPI	S	Opponent	Score	RPI	S	Opponent	Score
25	A	Florida St.	46 79	27	N	Old Domini on	76 78					104	A	Texas A&M	53 73
												115	A	Penn St.	61 80
												243	H	Bethune-Cookman	56 58
												346	A	Charleston So.	68 58
												348	A	Savannah St.	68 58

LAST 12 Division I GAMES:															
		27 N	Old Domini on	76	78			115	A	Penn St.	61	80			
		348	A	Savannah St.	68	58		243	H	Bethune-Cookman	56	58			
		25	A	Florida St.	46	79		346	A	Charleston So.	68	58			
		104	A	Texas A&M	53	73									

Non-Div I Games: Webber Int'l 73 39

Jacksonville

Average RPI Win: 299				WON-LOST RECORD		WINNING PCT. RANK		LAST 10 GAMES		STRENGTH OF SCHEDULE		OPP. STRENGTH OF SCHEDULE		TEAM RPI		ADJ. RPI		CONF. RPI		ADJ. CONF. RPI	
Average RPI Loss: 179																					
DIV. I ONLY				3- 3		159		0- 1		324		221		240		240		21		21	
DIV. I NON-CONF.				3- 3		159		0- 1		324		221		240		240		21		21	
TOTALS				RPI 1-25		RPI 26-50		W-L RECORDS		RPI 51-100		RPI 101-150		RPI 150+							
3- 3				0- 0		0- 0		OVERALL		0- 0		0- 0		3- 3							
0- 0				0- 0		0- 0		HOME		0- 0		0- 0		0- 0							
3- 1				0- 0		0- 0		AWAY		0- 0		0- 0		3- 1							
0- 2				0- 0		0- 0		NEUTRAL		0- 0		0- 0		0- 2							
3- 3				0- 0		0- 0		NON-CONFERENCE		0- 0		0- 0		3- 3							
0- 0				0- 0		0- 0		HOME		0- 0		0- 0		0- 0							
3- 1				0- 0		0- 0		AWAY		0- 0		0- 0		3- 1							
0- 2				0- 0		0- 0		NEUTRAL		0- 0		0- 0		0- 2							
0- 0				0- 0		0- 0		CONFERENCE		0- 0		0- 0		0- 0							
0- 0				0- 0		0- 0		HOME		0- 0		0- 0		0- 0							
0- 0				0- 0		0- 0		AWAY		0- 0		0- 0		0- 0							
0- 0				0- 0		0- 0		NEUTRAL		0- 0		0- 0		0- 0							

RPI 1-25				RPI 26-50				RPI 51-100				RPI 101+				Team's RPI : 240	
RPI	S	Opponent	Score	RPI	S	Opponent	Score	RPI	S	Opponent	Score	RPI	S	Opponent	Score		
												163	N	Harvard	62	69	
												185	N	Washington St.	51	64	
												190	A	Texas Tech	58	71	
												236	A	Ole Miss	60	49	
												318	A	Lipscomb	58	46	
												343	A	Florida A&M	62	31	
LAST 12 Division I GAMES:																	
												163	N	Harvard	62	69	
												318	A	Lipscomb	58	46	
												190	A	Texas Tech	58	71	
												343	A	Florida A&M	62	31	

Non-Div I Games:	Montevallo	84	52
------------------	------------	----	----

Jacksonville St.

■ Loss, ■ Non-Conf, S Site, H Home A Away N Neutral

Average RPI	Win: 210	WON-LOST	WINNING	LAST 10	STRENGTH OF	OPP. STRENGTH	TEAM	ADJ.	CONF.	ADJ CONF.
Average RPI	Loss: 113	RECORD	PCT. RANK	GAMES	SCHEDULE	OF SCHEDULE	RPI	RPI	RPI	RPI
DIV. I ONLY	6- 2	68	0- 1	260	94	103	103	13	13	
DIV. I NON-CONF.	6- 2	68	0- 1	260	94	103	103	13	13	

TOTALS	RPI 1-25	RPI 26-50	W-L RECORDS	RPI 51-100	RPI 101-150	RPI 150+				
6- 2	0- 0	0- 1	OVERALL	1- 0	0- 0	5- 1				
4- 0	0- 0	0- 0	HOME	1- 0	0- 0	3- 0				
2- 2	0- 0	0- 1	AWAY	0- 0	0- 0	2- 1				
0- 0	0- 0	0- 0	NEUTRAL	0- 0	0- 0	0- 0				
6- 2	0- 0	0- 1	NON-CONFERENCE	1- 0	0- 0	5- 1				
4- 0	0- 0	0- 0	HOME	1- 0	0- 0	3- 0				
2- 2	0- 0	0- 1	AWAY	0- 0	0- 0	2- 1				
0- 0	0- 0	0- 0	NEUTRAL	0- 0	0- 0	0- 0				
0- 0	0- 0	0- 0	CONFERENCE	0- 0	0- 0	0- 0				
0- 0	0- 0	0- 0	HOME	0- 0	0- 0	0- 0				
0- 0	0- 0	0- 0	AWAY	0- 0	0- 0	0- 0				
0- 0	0- 0	0- 0	NEUTRAL	0- 0	0- 0	0- 0				

RPI 1-25				RPI 26-50				RPI 51-100				RPI 101+				Team's RPI: 103
RPI	S	Opponent	Score	RPI	S	Opponent	Score	RPI	S	Opponent	Score	RPI	S	Opponent	Score	
				49	A	Maryland	63 87	83	H	Dayton	68 55	170	H	Georgetown	69 57	
												177	A	Hampton	65 72	
												183	H	Winthrop	56 39	
												217	H	George Washington	50 37	
												300	A	Liberty	74 53	
												304	A	Delaware St.	103 57	

LAST 12 Division I GAMES:																
300	A	Liberty	74 53	49	A	Maryland	63 87	83	H	Dayton	68 55					
183	H	Winthrop	56 39													
177	A	Hampton	65 72													
170	H	Georgetown	69 57													
304	A	Delaware St.	103 57													
217	H	George Washington	50 37													

Non-Div I Games:

James Madison

Average RPI Win: 198

Average RPI Loss: 121

WON-LOST
RECORDWINNING
PCT. RANKLAST 10
GAMESSTRENGTH OF
SCHEDULEOPP. STRENGTH
OF SCHEDULETEAM
RPIADJ.
RPICONF.
RPIADJ CONF.
RPIDIV. I ONLY
DIV. I NON-CONF.7- 1
7- 127
271- 0
1- 0302
30248
4896
9696
966
66
6

TOTALS

RPI 1-25

RPI 26-50

W-L RECORDS

RPI 51-100

RPI 101-150

RPI 150+

7- 1

0- 0

1- 0

OVERALL

0- 0

0- 1

6- 0

6- 0

0- 0

0- 0

HOME

0- 0

0- 0

6- 0

1- 1

0- 0

1- 0

AWAY

0- 0

0- 1

0- 0

0- 0

0- 0

0- 0

NEUTRAL

0- 0

0- 0

0- 0

7- 1

0- 0

1- 0

NON-CONFERENCE

0- 0

0- 1

6- 0

6- 0

0- 0

0- 0

HOME

0- 0

0- 0

6- 0

1- 1

0- 0

1- 0

AWAY

0- 0

0- 1

0- 0

0- 0

0- 0

0- 0

NEUTRAL

0- 0

0- 0

0- 0

0- 0

0- 0

0- 0

CONFERENCE

0- 0

0- 0

0- 0

0- 0

0- 0

0- 0

HOME

0- 0

0- 0

0- 0

0- 0

0- 0

0- 0

AWAY

0- 0

0- 0

0- 0

0- 0

0- 0

0- 0

NEUTRAL

0- 0

0- 0

0- 0

RPI 1-25

RPI 26-50

RPI 51-100

Team's RPI: 96

RPI 101+

RPI S Opponent Score

RPI S Opponent Score
36 A LSU 68 61

RPI S Opponent Score

RPI S Opponent Score
121 A Nebraska 52 58
166 H George Mason 77 56
181 H Oral Roberts 70 58
219 H UMKC 67 55
250 H Grambling 76 45
265 H Iona 75 44
272 H Alabama A&M 65 54

LAST 12 Division I GAMES:

181 H Oral Roberts 70 58
219 H UMKC 67 55
250 H Grambling 76 45
121 A Nebraska 52 58
36 A LSU 68 61
265 H Iona 75 44
166 H George Mason 77 56
272 H Alabama A&M 65 54

Non-Div I Games:

Kansas

Average RPI	Win:	186	WON-LOST	WINNING	LAST 10	STRENGTH OF	OPP. STRENGTH	TEAM	ADJ.	CONF.	ADJ CONF.
Average RPI	Loss:	25	RECORD	PCT. RANK	GAMES	SCHEDULE	OF SCHEDULE	RPI	RPI	RPI	RPI
DIV. I ONLY		7- 2		51	1- 0	229	24	95	95	6	6
DIV. I NON-CONF.		7- 2		51	1- 0	229	24	95	95	6	6

TOTALS	RPI 1-25		RPI 26-50		W-L RECORDS	RPI 51-100		RPI 101-150		RPI 150+	
7- 2	0- 1		1- 1		OVERALL	0- 0		0- 0		6- 0	
5- 0	0- 0		1- 0		HOME	0- 0		0- 0		4- 0	
1- 0	0- 0		0- 0		AWAY	0- 0		0- 0		1- 0	
1- 2	0- 1		0- 1		NEUTRAL	0- 0		0- 0		1- 0	
7- 2	0- 1		1- 1		NON-CONFERENCE	0- 0		0- 0		6- 0	
5- 0	0- 0		1- 0		HOME	0- 0		0- 0		4- 0	
1- 0	0- 0		0- 0		AWAY	0- 0		0- 0		1- 0	
1- 2	0- 1		0- 1		NEUTRAL	0- 0		0- 0		1- 0	
0- 0	0- 0		0- 0		CONFERENCE	0- 0		0- 0		0- 0	
0- 0	0- 0		0- 0		HOME	0- 0		0- 0		0- 0	
0- 0	0- 0		0- 0		AWAY	0- 0		0- 0		0- 0	
0- 0	0- 0		0- 0		NEUTRAL	0- 0		0- 0		0- 0	

RPI S	RPI 1-25	Opponent	Score	RPI S	RPI 26-50	Opponent	Score	RPI S	RPI 51-100	Team's RPI : 95	Opponent	Score	RPI S	RPI 101+	Opponent	Score
11 N		Syracuse	61 70	26 H		Lamar University	73 55						153 H		Vanderbilt	72 61
				39 N		DePaul	59 79						176 A		Little Rock	53 47
													182 N		Princeton	80 61
													219 H		UMKC	61 50
													263 H		Omaha	61 46
													283 H		North Texas	60 42

LAST 12 Division I GAMES:																
				176 A		Little Rock	53 47	39 N			DePaul	59 79				
				26 H		Lamar University	73 55	11 N			Syracuse	61 70				
				153 H		Vanderbilt	72 61	219 H			UMKC	61 50				
				182 N		Princeton	80 61	283 H			North Texas	60 42				
								263 H			Omaha	61 46				

Non-Div I Games:

Kansas St.

Average RPI Win:	226	WON-LOST	WINNING	LAST 10	STRENGTH OF	OPP. STRENGTH	TEAM	ADJ.	CONF.	ADJ CONF.
Average RPI Loss:	133	RECORD	PCT. RANK	GAMES	SCHEDULE	OF SCHEDULE	RPI	RPI	RPI	RPI
DIV. I ONLY	2- 6	266	0- 1	113	181	245	245	26	26	
DIV. I NON-CONF.	2- 6	266	0- 1	113	181	245	245	26	26	

TOTALS	RPI 1-25	RPI 26-50	W-L RECORDS	RPI 51-100	RPI 101-150	RPI 150+				
2- 6	0- 0	0- 1	OVERALL	0- 1	0- 2	2- 2				
2- 0	0- 0	0- 0	HOME	0- 0	0- 0	2- 0				
0- 3	0- 0	0- 0	AWAY	0- 0	0- 2	0- 1				
0- 3	0- 0	0- 1	NEUTRAL	0- 1	0- 0	0- 1				
2- 6	0- 0	0- 1	NON-CONFERENCE	0- 1	0- 2	2- 2				
2- 0	0- 0	0- 0	HOME	0- 0	0- 0	2- 0				
0- 3	0- 0	0- 0	AWAY	0- 0	0- 2	0- 1				
0- 3	0- 0	0- 1	NEUTRAL	0- 1	0- 0	0- 1				
0- 0	0- 0	0- 0	CONFERENCE	0- 0	0- 0	0- 0				
0- 0	0- 0	0- 0	HOME	0- 0	0- 0	0- 0				
0- 0	0- 0	0- 0	AWAY	0- 0	0- 0	0- 0				
0- 0	0- 0	0- 0	NEUTRAL	0- 0	0- 0	0- 0				

RPI 1-25				RPI 26-50				RPI 51-100				RPI 101+ Team's RPI: 245			
RPI	S	Opponent	Score	RPI	S	Opponent	Score	RPI	S	Opponent	Score	RPI	S	Opponent	Score
				31	N	Michigan St.	51 75	70	N	Idaho St.	49 60	114	A	Seton Hall	80 102
												143	A	Mercer	48 64
												173	A	East Carolina	56 68
												194	H	Furman	74 63
												257	H	Ga. Southern	78 59
												268	N	UMBC	53 57
LAST 12 Division I GAMES:															
				257	H	Ga. Southern	78 59	143	A	Mercer	48 64				
				31	N	Michigan St.	51 75	114	A	Seton Hall	80 102				
				70	N	Idaho St.	49 60								
				173	A	East Carolina	56 68								
				194	H	Furman	74 63								
				268	N	UMBC	53 57								

Non-Div I Games: Middle Ga. St. 80 70

Kennesaw St.

Average RPI	Win:	248	WON-LOST	WINNING	LAST 10	STRENGTH OF	OPP. STRENGTH	TEAM	ADJ.	CONF.	ADJ CONF.
Average RPI	Loss:	43	RECORD	PCT. RANK	GAMES	SCHEDULE	OF SCHEDULE	RPI	RPI	RPI	RPI
DIV. I ONLY		4- 4		159	1- 0	197	40	165	165	10	10
DIV. I NON-CONF.		4- 4		159	1- 0	197	40	165	165	10	10

TOTALS	RPI 1-25		RPI 26-50		W-L RECORDS	RPI 51-100		RPI 101-150		RPI 150+	
4- 4	0- 1		0- 2		OVERALL	0- 0		1- 1		3- 0	
3- 1	0- 0		0- 1		HOME	0- 0		1- 0		2- 0	
1- 3	0- 1		0- 1		AWAY	0- 0		0- 1		1- 0	
0- 0	0- 0		0- 0		NEUTRAL	0- 0		0- 0		0- 0	
4- 4	0- 1		0- 2		NON-CONFERENCE	0- 0		1- 1		3- 0	
3- 1	0- 0		0- 1		HOME	0- 0		1- 0		2- 0	
1- 3	0- 1		0- 1		AWAY	0- 0		0- 1		1- 0	
0- 0	0- 0		0- 0		NEUTRAL	0- 0		0- 0		0- 0	
0- 0	0- 0		0- 0		CONFERENCE	0- 0		0- 0		0- 0	
0- 0	0- 0		0- 0		HOME	0- 0		0- 0		0- 0	
0- 0	0- 0		0- 0		AWAY	0- 0		0- 0		0- 0	
0- 0	0- 0		0- 0		NEUTRAL	0- 0		0- 0		0- 0	

RPI 1-25				RPI 26-50				RPI 51-100				RPI 101+ Team's RPI: 165			
RPI	S	Opponent	Score	RPI	S	Opponent	Score	RPI	S	Opponent	Score	RPI	S	Opponent	Score
4	A	NC State	61 78	28	H	Duquesne	72 77					108	A	Wright St.	55 61
				32	A	North Carolina	60 73					144	H	Youngstown St.	62 34
												226	H	Oakland	75 65
												284	A	Robert Morris	54 46
												338	H	Northern Ky.	62 61

LAST 12 Division I GAMES:															
338	H	Northern Ky.	62 61	284	A	Robert Morris	54 46	108	A	Wright St.	55 61				
4	A	NC State	61 78					28	H	Duquesne	72 77				
32	A	North Carolina	60 73					144	H	Youngstown St.	62 34				
								226	H	Oakland	75 65				

Non-Div I Games:

Kent St.

Average RPI	Win:	138	WON-LOST	WINNING	LAST 10	STRENGTH OF	OPP. STRENGTH	TEAM	ADJ.	CONF.	ADJ CONF.
Average RPI	Loss:	5	RECORD	PCT. RANK	GAMES	SCHEDULE	OF SCHEDULE	RPI	RPI	RPI	RPI
DIV. I ONLY		9- 1		19	0- 1	126	7	15	15	5	5
DIV. I NON-CONF.		9- 1		19	0- 1	126	7	15	15	5	5

TOTALS	RPI 1-25		RPI 26-50		W-L RECORDS	RPI 51-100		RPI 101-150		RPI 150+	
9- 1	0- 1		2- 0		OVERALL	2- 0		2- 0		3- 0	
6- 0	0- 0		0- 0		HOME	1- 0		2- 0		3- 0	
0- 1	0- 1		0- 0		AWAY	0- 0		0- 0		0- 0	
3- 0	0- 0		2- 0		NEUTRAL	1- 0		0- 0		0- 0	
9- 1	0- 1		2- 0		NON-CONFERENCE	2- 0		2- 0		3- 0	
6- 0	0- 0		0- 0		HOME	1- 0		2- 0		3- 0	
0- 1	0- 1		0- 0		AWAY	0- 0		0- 0		0- 0	
3- 0	0- 0		2- 0		NEUTRAL	1- 0		0- 0		0- 0	
0- 0	0- 0		0- 0		CONFERENCE	0- 0		0- 0		0- 0	
0- 0	0- 0		0- 0		HOME	0- 0		0- 0		0- 0	
0- 0	0- 0		0- 0		AWAY	0- 0		0- 0		0- 0	
0- 0	0- 0		0- 0		NEUTRAL	0- 0		0- 0		0- 0	

RPI	S	Opponent	Score	RPI	S	Opponent	Score	RPI	S	Opponent	Score	RPI	S	Opponent	Score
5	A	Louisville	75 80	32	N	North Carolina	85 75	75	H	Southern U.	91 41	107	H	Rhode Island	75 52
				47	N	UCLA	75 74	99	N	South Fla.	85 63	149	H	Virginia	63 51
												215	H	Morehead St.	87 57
												239	H	Alabama St.	87 35
												275	H	High Point	71 49

LAST 12 Division I GAMES:															
5	A	Louisville	75 80	32	N	North Carolina	85 75	75	H	Southern U.	91 41	107	H	Rhode Island	75 52
107	H	Rhode Island	75 52	47	N	UCLA	75 74	99	N	South Fla.	85 63	149	H	Virginia	63 51
215	H	Morehead St.	87 57	99	N	South Fla.	85 63	275	H	High Point	71 49	239	H	Alabama St.	87 35
239	H	Alabama St.	87 35	275	H	High Point	71 49	149	H	Virginia	63 51	75	H	Southern U.	91 41

Non-Div I Games:

Kentucky

Average RPI	Win:	0	WON-LOST	WINNING	LAST 10	STRENGTH OF	OPP. STRENGTH	TEAM	ADJ.	CONF.	ADJ CONF.
Average RPI	Loss:	267	RECORD	PCT. RANK	GAMES	SCHEDULE	OF SCHEDULE	RPI	RPI	RPI	RPI
DIV. I ONLY		0- 9		327	0- 1	336	335	350	350	31	31
DIV. I NON-CONF.		0- 9		327	0- 1	336	335	350	350	31	31

TOTALS	RPI 1-25		RPI 26-50		W-L RECORDS	RPI 51-100		RPI 101-150		RPI 150+	
0- 9	0- 0		0- 1		OVERALL	0- 0		0- 0		0- 8	
0- 3	0- 0		0- 0		HOME	0- 0		0- 0		0- 3	
0- 5	0- 0		0- 1		AWAY	0- 0		0- 0		0- 4	
0- 1	0- 0		0- 0		NEUTRAL	0- 0		0- 0		0- 1	
0- 9	0- 0		0- 1		NON-CONFERENCE	0- 0		0- 0		0- 8	
0- 3	0- 0		0- 0		HOME	0- 0		0- 0		0- 3	
0- 5	0- 0		0- 1		AWAY	0- 0		0- 0		0- 4	
0- 1	0- 0		0- 0		NEUTRAL	0- 0		0- 0		0- 1	
0- 0	0- 0		0- 0		CONFERENCE	0- 0		0- 0		0- 0	
0- 0	0- 0		0- 0		HOME	0- 0		0- 0		0- 0	
0- 0	0- 0		0- 0		AWAY	0- 0		0- 0		0- 0	
0- 0	0- 0		0- 0		NEUTRAL	0- 0		0- 0		0- 0	

RPI 1-25				RPI 26-50				RPI 51-100				RPI 101+ Team's RPI : 350			
RPI	S	Opponent	Score	RPI	S	Opponent	Score	RPI	S	Opponent	Score	RPI	S	Opponent	Score
				44	A	Michigan	38 83					200	N	UC Irvine	71 84
												260	A	Fairfield	43 71
												282	A	Saint Peter's	59 86
												294	H	Army West Point	42 57
												310	H	UMass Lowell	64 69
												331	A	Manhattan	46 61
												341	H	NJIT	51 72
												342	A	Grand Canyon	62 65
LAST 12 Division I GAMES:															
				341	H	NJIT	51 72					282	A	Saint Peter's	59 86
				44	A	Michigan	38 83					260	A	Fairfield	43 71
				310	H	UMass Lowell	64 69					294	H	Army West Point	42 57
				342	A	Grand Canyon	62 65					331	A	Manhattan	46 61
				200	N	UC Irvine	71 84								

Non-Div I Games:

LIU Brooklyn

LSULSU

LSU

Average RPI	Win:	256	WON-LOST	WINNING	LAST 10	STRENGTH OF	OPP. STRENGTH	TEAM	ADJ.	CONF.	ADJ CONF.
Average RPI	Loss:	162	RECORD	PCT. RANK	GAMES	SCHEDULE	OF SCHEDULE	RPI	RPI	RPI	RPI
DIV. I ONLY		1- 8		317	1- 0	131	294	302	302	16	16
DIV. I NON-CONF.		1- 8		317	1- 0	131	294	302	302	16	16

TOTALS	RPI 1-25		RPI 26-50		W-L RECORDS	RPI 51-100		RPI 101-150		RPI 150+	
1- 8	0- 0		0- 0		OVERALL	0- 2		0- 2		1- 4	
1- 2	0- 0		0- 0		HOME	0- 0		0- 1		1- 1	
0- 6	0- 0		0- 0		AWAY	0- 2		0- 1		0- 3	
0- 0	0- 0		0- 0		NEUTRAL	0- 0		0- 0		0- 0	
1- 8	0- 0		0- 0		NON-CONFERENCE	0- 2		0- 2		1- 4	
1- 2	0- 0		0- 0		HOME	0- 0		0- 1		1- 1	
0- 6	0- 0		0- 0		AWAY	0- 2		0- 1		0- 3	
0- 0	0- 0		0- 0		NEUTRAL	0- 0		0- 0		0- 0	
0- 0	0- 0		0- 0		CONFERENCE	0- 0		0- 0		0- 0	
0- 0	0- 0		0- 0		HOME	0- 0		0- 0		0- 0	
0- 0	0- 0		0- 0		AWAY	0- 0		0- 0		0- 0	
0- 0	0- 0		0- 0		NEUTRAL	0- 0		0- 0		0- 0	

RPI 1-25				RPI 26-50				RPI 51-100				RPI 101+				Team's RPI: 302			
RPI	S	Opponent	Score	RPI	S	Opponent	Score	RPI	S	Opponent	Score	RPI	S	Opponent	Score				
								54	A	Oregon St.	46	100	124	A	Penn	34	65		
								60	A	Villanova	68	81	148	H	Drexel	43	58		
													163	A	Harvard	43	88		
													191	A	Towson	68	92		
													256	H	Norfolk St.	62	52		
													273	H	Howard	54	57		
													284	A	Robert Morris	39	67		
LAST 12 Division I GAMES:																			
256	H	Norfolk St.	62	52	54	A	Oregon St.	46	100	148	H	Drexel	43	58	60	A	Villanova	68	81
124	A	Penn	34	65	191	A	Towson	68	92	163	A	Harvard	43	88	284	A	Robert Morris	39	67
273	H	Howard	54	57															

Non-Div I Games:

La Salle

Average RPI Win:	273	WON-LOST	WINNING	LAST 10	STRENGTH OF	OPP. STRENGTH	TEAM	ADJ.	CONF.	ADJ CONF.
Average RPI Loss:	181	RECORD	PCT. RANK	GAMES	SCHEDULE	OF SCHEDULE	RPI	RPI	RPI	RPI
DIV. I ONLY	4- 2	98	1- 0	341	144	214	214	19	19	
DIV. I NON-CONF.	4- 2	98	1- 0	341	144	214	214	19	19	
TOTALS	RPI 1-25	RPI 26-50	W-L RECORDS	RPI 51-100	RPI 101-150	RPI 150+				
4- 2	0- 0	0- 0	OVERALL	0- 0	0- 0	4- 2				
2- 0	0- 0	0- 0	HOME	0- 0	0- 0	2- 0				
2- 2	0- 0	0- 0	AWAY	0- 0	0- 0	2- 2				
0- 0	0- 0	0- 0	NEUTRAL	0- 0	0- 0	0- 0				
4- 2	0- 0	0- 0	NON-CONFERENCE	0- 0	0- 0	4- 2				
2- 0	0- 0	0- 0	HOME	0- 0	0- 0	2- 0				
2- 2	0- 0	0- 0	AWAY	0- 0	0- 0	2- 2				
0- 0	0- 0	0- 0	NEUTRAL	0- 0	0- 0	0- 0				
0- 0	0- 0	0- 0	CONFERENCE	0- 0	0- 0	0- 0				
0- 0	0- 0	0- 0	HOME	0- 0	0- 0	0- 0				
0- 0	0- 0	0- 0	AWAY	0- 0	0- 0	0- 0				
0- 0	0- 0	0- 0	NEUTRAL	0- 0	0- 0	0- 0				

RPI	S	Opponent	Score	RPI	S	Opponent	Score	RPI	S	Opponent	Score	RPI	S	Opponent	Score	Team's RPI: 214
												171	A	SMU	38	49
												190	A	Texas Tech	42	86
												195	A	New Orleans	57	44
												235	H	Mississippi Val.	72	65
												329	H	McNeese	69	60
												332	A	Northwestern St.	63	55
LAST 12 Division I GAMES:																
235	H	Mississippi Val.	72	65	171	A	SMU	38	49							
332	A	Northwestern St.	63	55												
195	A	New Orleans	57	44												
329	H	McNeese	69	60												
190	A	Texas Tech	42	86												

Non-Div I Games: LSU-Alexandria 93 62

La. -Monroe

Average RPI	Win: 219	WON-LOST	WINNING	LAST 10	STRENGTH OF	OPP. STRENGTH	TEAM	ADJ.	CONF.	ADJ CONF.
Average RPI	Loss: 63	RECORD	PCT. RANK	GAMES	SCHEDULE	OF SCHEDULE	RPI	RPI	RPI	RPI

DIV. I ONLY	2- 4	238	0- 0	5	332	26	26	23	23
DIV. I NON-CONF.	2- 4	238	0- 0	5	332	26	26	23	23

TOTALS	RPI 1-25	RPI 26-50	W-L RECORDS	RPI 51-100	RPI 101-150	RPI 150+			
2- 4	0- 1	0- 0	OVERALL	0- 3	1- 0	1- 0			
0- 0	0- 0	0- 0	HOME	0- 0	0- 0	0- 0			
2- 3	0- 1	0- 0	AWAY	0- 2	1- 0	1- 0			
0- 1	0- 0	0- 0	NEUTRAL	0- 1	0- 0	0- 0			
2- 4	0- 1	0- 0	NON-CONFERENCE	0- 3	1- 0	1- 0			
0- 0	0- 0	0- 0	HOME	0- 0	0- 0	0- 0			
2- 3	0- 1	0- 0	AWAY	0- 2	1- 0	1- 0			
0- 1	0- 0	0- 0	NEUTRAL	0- 1	0- 0	0- 0			
0- 0	0- 0	0- 0	CONFERENCE	0- 0	0- 0	0- 0			
0- 0	0- 0	0- 0	HOME	0- 0	0- 0	0- 0			
0- 0	0- 0	0- 0	AWAY	0- 0	0- 0	0- 0			
0- 0	0- 0	0- 0	NEUTRAL	0- 0	0- 0	0- 0			

RPI 1-25				RPI 26-50				Team's RPI: 26				RPI 51-100				RPI 101+			
RPI	S	Opponent	Score	RPI	S	Opponent	Score	RPI	S	Opponent	Score	RPI	S	Opponent	Score	RPI	S	Opponent	Score
22	A	Mississippi St.	53 104									55	A	Denver	110 117	104	A	Texas A&M	74 68
												81	N	Ohio	62 87	334	A	Louisiana	79 77
												95	A	Kansas St.	55 73				
LAST 12 Division I GAMES:																			
				95	A	Kansas St.	55 73	81	N	Ohio	62 87								
				104	A	Texas A&M	74 68	55	A	Denver	110 117								
								22	A	Mississippi St.	53 104								
								334	A	Louisiana	79 77								

Non-Div I Games: LeTourneau 104 27 Louisiana Col. 94 43 McMurry 100 37

Lehigh

Lehigh

Non-Div I Games:	Kutztown	73	39
------------------	----------	----	----

Through Games Of Dec. 10, 2018											
Average RPI Win: 265		WON-LOST	WINNING	LAST 10	STRENGTH OF	OPP. STRENGTH	TEAM	ADJ.	CONF.	ADJ CONF.	
Average RPI Loss: 135		RECORD	PCT. RANK	GAMES	SCHEDULE	OF SCHEDULE	RPI	RPI	RPI	RPI	
DIV. I ONLY		2- 6	266	0- 1	273	137	300	300	26	26	
DIV. I NON-CONF.		2- 6	266	0- 1	273	137	300	300	26	26	

TOTALS		RPI 1-25		RPI 26-50	W-L RECORDS		RPI 51-100	RPI 101-150	RPI 150+		
2- 6	0- 0		0- 1	OVERALL	0- 2	0- 1	2- 2				
1- 2	0- 0		0- 1	HOME	0- 0	0- 1	1- 0				
1- 2	0- 0		0- 0	AWAY	0- 1	0- 0	1- 1				
0- 2	0- 0		0- 0	NEUTRAL	0- 1	0- 0	0- 1				
2- 6	0- 0		0- 1	NON-CONFERENCE	0- 2	0- 1	2- 2				
1- 2	0- 0		0- 1	HOME	0- 0	0- 1	1- 0				
1- 2	0- 0		0- 0	AWAY	0- 1	0- 0	1- 1				
0- 2	0- 0		0- 0	NEUTRAL	0- 1	0- 0	0- 1				
0- 0	0- 0		0- 0	CONFERENCE	0- 0	0- 0	0- 0				
0- 0	0- 0		0- 0	HOME	0- 0	0- 0	0- 0				
0- 0	0- 0		0- 0	AWAY	0- 0	0- 0	0- 0				
0- 0	0- 0		0- 0	NEUTRAL	0- 0	0- 0	0- 0				

RPI	S	Opponent	Score	RPI	S	Opponent	Score	RPI	S	Opponent	Score	RPI	S	Opponent	Score
				37	H	Virginia Tech	61 72	80	N	Charlotte	61 63	103	H	James Madison	53 74
								90	A	Chattanooga	60 75	243	A	Bethune-Cookman	76 81
												244	H	Saint Francis (PA)	82 53
												256	N	Norfolk St.	53 66
												285	A	ETSU	89 86

Team's RPI: 300															
LAST 12 Division I GAMES:															
				37	H	Virginia Tech	61 72	256	N	Norfolk St.	53 66				
				243	A	Bethune-Cookman	76 81	285	A	ETSU	89 86				
								103	H	James Madison	53 74				
								80	N	Charlotte	61 63				
								90	A	Chattanooga	60 75				
								244	H	Saint Francis (PA)	82 53				

Non-Div I Games:

Liberty

Average RPI Win:	283	WON-LOST	WINNING	LAST 10	STRENGTH OF	OPP. STRENGTH	TEAM	ADJ.	CONF.	ADJ CONF.
Average RPI Loss:	179	RECORD	PCT. RANK	GAMES	SCHEDULE	OF SCHEDULE	RPI	RPI	RPI	RPI
DIV. I ONLY	2- 7	275	0- 1	294	251	318	318	26	26	
DIV. I NON-CONF.	2- 7	275	0- 1	294	251	318	318	26	26	

TOTALS	RPI 1-25	RPI 26-50	W-L RECORDS	RPI 51-100	RPI 101-150	RPI 150+				
2- 7	0- 0	0- 2	OVERALL	0- 1	0- 0	2- 4				
1- 2	0- 0	0- 0	HOME	0- 1	0- 0	1- 1				
1- 5	0- 0	0- 2	AWAY	0- 0	0- 0	1- 3				
0- 0	0- 0	0- 0	NEUTRAL	0- 0	0- 0	0- 0				
2- 7	0- 0	0- 2	NON-CONFERENCE	0- 1	0- 0	2- 4				
1- 2	0- 0	0- 0	HOME	0- 1	0- 0	1- 1				
1- 5	0- 0	0- 2	AWAY	0- 0	0- 0	1- 3				
0- 0	0- 0	0- 0	NEUTRAL	0- 0	0- 0	0- 0				
0- 0	0- 0	0- 0	CONFERENCE	0- 0	0- 0	0- 0				
0- 0	0- 0	0- 0	HOME	0- 0	0- 0	0- 0				
0- 0	0- 0	0- 0	AWAY	0- 0	0- 0	0- 0				
0- 0	0- 0	0- 0	NEUTRAL	0- 0	0- 0	0- 0				

RPI	S	Opponent	Score	RPI	S	Opponent	Score	RPI	S	Opponent	Score	RPI	S	Opponent	Score
46	A	Clemson	26 68	64	H	UT Martin	53 62	187	A	Cincinnati	55 71	240	H	Jacksonville St.	46 58
50	A	Belmont	43 83					272	A	Alabama A&M	62 58	293	H	Tennessee St.	64 62
								322	A	Murray St.	61 97	344	A	Austin Peay	58 70

LAST 12 Division I GAMES:															
64	H	UT Martin	53 62	322	A	Murray St.	61 97								
50	A	Belmont	43 83	240	H	Jacksonville St.	46 58								
344	A	Austin Peay	58 70	272	A	Alabama A&M	62 58								
187	A	Cincinnati	55 71	46	A	Clemson	26 68								
				293	H	Tennessee St.	64 62								

Non-Div I Games:

Lipscomb

Average RPI	Win: 183	WON-LOST	WINNING	LAST 10	STRENGTH OF	OPP. STRENGTH	TEAM	ADJ.	CONF.	ADJ CONF.
Average RPI	Loss: 92	RECORD	PCT. RANK	GAMES	SCHEDULE	OF SCHEDULE	RPI	RPI	RPI	RPI
DIV. I ONLY	2- 6	266	0- 1	26	171	176	176	19	19	
DIV. I NON-CONF.	2- 6	266	0- 1	26	171	176	176	19	19	

TOTALS	RPI 1-25	RPI 26-50	W-L RECORDS	RPI 51-100	RPI 101-150	RPI 150+				
2- 6	0- 1	0- 1	OVERALL	0- 1	1- 2	1- 1				
1- 5	0- 1	0- 0	HOME	0- 1	0- 2	1- 1				
1- 1	0- 0	0- 1	AWAY	0- 0	1- 0	0- 0				
0- 0	0- 0	0- 0	NEUTRAL	0- 0	0- 0	0- 0				
2- 6	0- 1	0- 1	NON-CONFERENCE	0- 1	1- 2	1- 1				
1- 5	0- 1	0- 0	HOME	0- 1	0- 2	1- 1				
1- 1	0- 0	0- 1	AWAY	0- 0	1- 0	0- 0				
0- 0	0- 0	0- 0	NEUTRAL	0- 0	0- 0	0- 0				
0- 0	0- 0	0- 0	CONFERENCE	0- 0	0- 0	0- 0				
0- 0	0- 0	0- 0	HOME	0- 0	0- 0	0- 0				
0- 0	0- 0	0- 0	AWAY	0- 0	0- 0	0- 0				
0- 0	0- 0	0- 0	NEUTRAL	0- 0	0- 0	0- 0				

RPI 1-25				RPI 26-50				RPI 51-100				RPI 101+ Team's RPI: 176											
RPI	S	Opponent	Score	RPI	S	Opponent	Score	RPI	S	Opponent	Score	RPI	S	Opponent	Score								
22	H	Mississippi St.	63 98	36	A	LSU	45 60	95	H	Kansas St.	47 53	104	H	Texas A&M	40 61								
												119	A	Louisiana Tech	69 58								
												134	H	Rice	65 79								
												160	H	Western Ky.	56 68								
												247	H	Fla. Atlantic	61 38								

LAST 12 Division I GAMES:																							
160	H	Western Ky.	56 68	95	H	Kansas St.	47 53																
22	H	Mississippi St.	63 98	119	A	Louisiana Tech	69 58																
36	A	LSU	45 60																				
104	H	Texas A&M	40 61																				
134	H	Rice	65 79																				
247	H	Fla. Atlantic	61 38																				

Non-Div I Games:

Little Rock

Average RPI Win: 202 WON-LOST WINNING LAST 10
Average RPI Loss: 122 RECORD PCT. RANK GAMES STRENGTH OF OPP. STRENGTH TEAM ADJ. CONF. ADJ CONF.
SCHEDULE OF SCHEDULE RPI RPI RPI RPI

DIV. I ONLY	1- 9	324	0- 1	76	234	277	277	22	22
DIV. I NON-CONF.	1- 9	324	0- 1	76	234	277	277	22	22
TOTALS	RPI 1-25	RPI 26-50	W-L RECORDS	RPI 51-100	RPI 101-150	RPI 150+			
1- 9	0- 1	0- 0	OVERALL	0- 3	0- 3	1- 2			
1- 6	0- 0	0- 0	HOME	0- 2	0- 2	1- 2			
0- 3	0- 1	0- 0	AWAY	0- 1	0- 1	0- 0			
0- 0	0- 0	0- 0	NEUTRAL	0- 0	0- 0	0- 0			
1- 9	0- 1	0- 0	NON-CONFERENCE	0- 3	0- 3	1- 2			
1- 6	0- 0	0- 0	HOME	0- 2	0- 2	1- 2			
0- 3	0- 1	0- 0	AWAY	0- 1	0- 1	0- 0			
0- 0	0- 0	0- 0	NEUTRAL	0- 0	0- 0	0- 0			
0- 0	0- 0	0- 0	CONFERENCE	0- 0	0- 0	0- 0			
0- 0	0- 0	0- 0	HOME	0- 0	0- 0	0- 0			
0- 0	0- 0	0- 0	AWAY	0- 0	0- 0	0- 0			
0- 0	0- 0	0- 0	NEUTRAL	0- 0	0- 0	0- 0			

RPI	S	Opponent	Score	RPI	S	Opponent	Score	RPI	S	Opponent	Score	RPI	S	Opponent	Score	Team's RPI: 277
10	A	Oregon	48 110					78	H	Arizona	43 70	102	H	UNI	64 71	
								79	H	Southern California	50 86	106	A	Montana St.	62 85	
								100	A	Utah	59 82	130	H	San Diego	56 60	
												202	H	Idaho	70 63	
												208	H	Nevada	67 76	
												289	H	California Baptist	83 85	
LAST 12 Division I GAMES:																
102	H	UNI	64 71	78	H	Arizona	43 70	102	H	UNI	64 71	106	A	Montana St.	62 85	
208	H	Nevada	67 76	130	H	San Diego	56 60	106	A	Montana St.	62 85	202	H	Idaho	70 63	
100	A	Utah	59 82	10	A	Oregon	48 110	208	H	Nevada	67 76					
79	H	Southern California	50 86	106	A	Montana St.	62 85									
289	H	California Baptist	83 85	202	H	Idaho	70 63									

Non-Div I Games:

Long Beach St.

Average RPI	Win: 333	WON-LOST RECORD	WINNING PCT. RANK	LAST 10 GAMES	STRENGTH OF SCHEDULE	OPP. STRENGTH OF SCHEDULE	TEAM RPI	ADJ. RPI	CONF. RPI	ADJ CONF. RPI
Average RPI	Loss: 218									
DIV. I ONLY	1- 4	288	0- 1	351	246	351	351	29	29	
DIV. I NON-CONF.	1- 4	288	0- 1	351	246	351	351	29	29	
<hr/>										
TOTALS	RPI 1-25	RPI 26-50	W-L RECORDS	RPI 51-100	RPI 101-150	RPI 150+				
1- 4	0- 0	0- 0	OVERALL	0- 1	0- 0	1- 3				
1- 3	0- 0	0- 0	HOME	0- 0	0- 0	1- 3				
0- 1	0- 0	0- 0	AWAY	0- 1	0- 0	0- 0				
0- 0	0- 0	0- 0	NEUTRAL	0- 0	0- 0	0- 0				
1- 4	0- 0	0- 0	NON-CONFERENCE	0- 1	0- 0	1- 3				
1- 3	0- 0	0- 0	HOME	0- 0	0- 0	1- 3				
0- 1	0- 0	0- 0	AWAY	0- 1	0- 0	0- 0				
0- 0	0- 0	0- 0	NEUTRAL	0- 0	0- 0	0- 0				
0- 0	0- 0	0- 0	CONFERENCE	0- 0	0- 0	0- 0				
0- 0	0- 0	0- 0	HOME	0- 0	0- 0	0- 0				
0- 0	0- 0	0- 0	AWAY	0- 0	0- 0	0- 0				
0- 0	0- 0	0- 0	NEUTRAL	0- 0	0- 0	0- 0				

RPI 1-25				RPI 26-50				RPI 51-100				RPI 101+ Team's RPI: 351						
RPI	S	Opponent	Score	RPI	S	Opponent	Score	RPI	S	Opponent	Score	RPI	S	Opponent	Score			
								81	A	VCU	55	84	212	H	Wofford	72	101	
													244	H	Saint Francis (PA)	88	91	
													333	H	UMES	83	71	
													336	H	Wagner	60	86	
LAST 12 Division I GAMES:																		
				212	H	Wofford	72	101	244	H	Saint Francis (PA)	88	91	333	H	UMES	83	71
									336	H	Wagner	60	86	81	A	VCU	55	84

Non-Div I Games:

Longwood

Average RPI Win: 323 WON-LOST WINNING LAST 10
Average RPI Loss: 167 RECORD PCT. RANK GAMES STRENGTH OF OPP. STRENGTH TEAM ADJ. CONF. ADJ CONF.
SCHEDULE OF SCHEDULE RPI RPI RPI RPI

DIV. I ONLY	2- 5	255	0- 1	340	161	334	334	19	19
DIV. I NON-CONF.	2- 5	255	0- 1	340	161	334	334	19	19
TOTALS	RPI 1-25	RPI 26-50	W-L RECORDS	RPI 51-100	RPI 101-150	RPI 150+			
2- 5	0- 0	0- 2	OVERALL	0- 0	0- 1	2- 2			
1- 2	0- 0	0- 1	HOME	0- 0	0- 1	1- 0			
1- 2	0- 0	0- 1	AWAY	0- 0	0- 0	1- 1			
0- 1	0- 0	0- 0	NEUTRAL	0- 0	0- 0	0- 1			
2- 5	0- 0	0- 2	NON-CONFERENCE	0- 0	0- 1	2- 2			
1- 2	0- 0	0- 1	HOME	0- 0	0- 1	1- 0			
1- 2	0- 0	0- 1	AWAY	0- 0	0- 0	1- 1			
0- 1	0- 0	0- 0	NEUTRAL	0- 0	0- 0	0- 1			
0- 0	0- 0	0- 0	CONFERENCE	0- 0	0- 0	0- 0			
0- 0	0- 0	0- 0	HOME	0- 0	0- 0	0- 0			
0- 0	0- 0	0- 0	AWAY	0- 0	0- 0	0- 0			
0- 0	0- 0	0- 0	NEUTRAL	0- 0	0- 0	0- 0			

RPI S Opponent	RPI S Opponent	RPI S Opponent	RPI S Opponent	Team's RPI: 334
26 H Lamar University	77 79	131 H Sam Houston St.	62 68	
41 A Auburn	59 71	313 N A&M-Corpus Christi	63 64	
		316 H Jackson St.	68 61	
		323 A UTRGV	60 75	
		329 A McNeese	70 59	
LAST 12 Division I GAMES:				
313 N A&M-Corpus Christi	63 64	131 H Sam Houston St.	62 68	
41 A Auburn	59 71	323 A UTRGV	60 75	
316 H Jackson St.	68 61			
329 A McNeese	70 59			
26 H Lamar University	77 79			

Non-Div I Games: Dillard 69 72

Louisiana

RPI 1-25				RPI 26-50				RPI 51-100				RPI 101+				Team's RPI: 119	
RPI	S	Opponent	Score	RPI	S	Opponent	Score	RPI	S	Opponent	Score	RPI	S	Opponent	Score		
				34	A	Arizona St.	44 80					133	H	Houston	100 88		
												159	A	Arkansas St.	80 70		
												176	H	Little Rock	58 69		
												234	A	Wichita St.	56 70		
												276	A	Memphis	66 50		
LAST 12 Division I GAMES:																	
				72	N	Alabama	79 62					34	A	Arizona St.	44 80		
												234	A	Wichita St.	56 70		
												159	A	Arkansas St.	80 70		
												276	A	Memphis	66 50		
												133	H	Houston	100 88		
												176	H	Little Rock	58 69		

Non-Div I Games:	LSU-Alexandria	112	70
------------------	----------------	-----	----

Average RPI Win:	116	WON-LOST	WINNING	LAST 10	STRENGTH OF	OPP. STRENGTH	TEAM	ADJ.	CONF.	ADJ CONF.
Average RPI Loss:	0	RECORD	PCT. RANK	GAMES	SCHEDULE	OF SCHEDULE	RPI	RPI	RPI	RPI
DIV. I ONLY	10- 0	1	1- 0	37	62	5	5	1	1	
DIV. I NON-CONF.	10- 0	1	1- 0	37	62	5	5	1	1	

TOTALS	RPI 1-25	RPI 26-50	W-L RECORDS	RPI 51-100	RPI 101-150	RPI 150+				
10- 0	1- 0	1- 0	OVERALL	2- 0	3- 0	3- 0				
5- 0	1- 0	0- 0	HOME	1- 0	2- 0	1- 0				
3- 0	0- 0	0- 0	AWAY	1- 0	1- 0	1- 0				
2- 0	0- 0	1- 0	NEUTRAL	0- 0	0- 0	1- 0				
10- 0	1- 0	1- 0	NON-CONFERENCE	2- 0	3- 0	3- 0				
5- 0	1- 0	0- 0	HOME	1- 0	2- 0	1- 0				
3- 0	0- 0	0- 0	AWAY	1- 0	1- 0	1- 0				
2- 0	0- 0	1- 0	NEUTRAL	0- 0	0- 0	1- 0				
0- 0	0- 0	0- 0	CONFERENCE	0- 0	0- 0	0- 0				
0- 0	0- 0	0- 0	HOME	0- 0	0- 0	0- 0				
0- 0	0- 0	0- 0	AWAY	0- 0	0- 0	0- 0				
0- 0	0- 0	0- 0	NEUTRAL	0- 0	0- 0	0- 0				

RPI 1-25	Team's RPI: 5	RPI 26-50	RPI 51-100	RPI 101+
RPI S Opponent Score	RPI S Opponent Score	RPI S Opponent Score	RPI S Opponent Score	RPI S Opponent Score
15 H Kentucky 80 75	34 N Arizona St. 58 56	64 H UT Martin 102 62	90 A Chattanooga 75 49	111 H Miami (OH) 95 73
				117 A Boise St. 74 55
				121 H Nebraska 85 68
				158 N Hartford 86 69
				160 A Western Ky. 102 80
				293 H Tennessee St. 107 52
LAST 12 Division I GAMES:				
15 H Kentucky 80 75	34 N Arizona St. 58 56	117 A Boise St. 74 55	90 A Chattanooga 75 49	160 A Western Ky. 102 80
64 H UT Martin 102 62				
293 H Tennessee St. 107 52				
121 H Nebraska 85 68				
111 H Miami (OH) 95 73				
158 N Hartford 86 69				

Non-Div I Games:

Louisville

Average RPI	Win: 280	WON-LOST	WINNING	LAST 10	STRENGTH OF	OPP. STRENGTH	TEAM	ADJ.	CONF.	ADJ CONF.
Average RPI	Loss: 117	RECORD	PCT. RANK	GAMES	SCHEDULE	OF SCHEDULE	RPI	RPI	RPI	RPI

DIV. I ONLY	6- 3	98	0- 1	296	209	171	171	14	14
DIV. I NON-CONF.	6- 3	98	0- 1	296	209	171	171	14	14
TOTALS	RPI 1-25	RPI 26-50	W-L RECORDS	RPI 51-100	RPI 101-150	RPI 150+			
6- 3	0- 0	0- 0	OVERALL	0- 1	0- 2	6- 0			
4- 0	0- 0	0- 0	HOME	0- 0	0- 0	4- 0			
2- 3	0- 0	0- 0	AWAY	0- 1	0- 2	2- 0			
0- 0	0- 0	0- 0	NEUTRAL	0- 0	0- 0	0- 0			
6- 3	0- 0	0- 0	NON-CONFERENCE	0- 1	0- 2	6- 0			
4- 0	0- 0	0- 0	HOME	0- 0	0- 0	4- 0			
2- 3	0- 0	0- 0	AWAY	0- 1	0- 2	2- 0			
0- 0	0- 0	0- 0	NEUTRAL	0- 0	0- 0	0- 0			
0- 0	0- 0	0- 0	CONFERENCE	0- 0	0- 0	0- 0			
0- 0	0- 0	0- 0	HOME	0- 0	0- 0	0- 0			
0- 0	0- 0	0- 0	AWAY	0- 0	0- 0	0- 0			
0- 0	0- 0	0- 0	NEUTRAL	0- 0	0- 0	0- 0			

RPI 1-25	RPI 26-50	RPI 51-100	RPI 101+	Team's RPI: 171
RPI S Opponent Score	RPI S Opponent Score	RPI S Opponent Score	RPI S Opponent Score	
		65 A Purdue 41 65	142 A Bowling Green 74 88	
			144 A Youngstown St. 63 74	
			213 H SIUE 56 43	
			218 A UIC 75 60	
			281 H Detroit Mercy 52 43	
			319 A Western Mi ch. 64 53	
			321 H Purdue Fort Wayne 81 67	
			325 H Chi cago St. 76 40	
LAST 12 Division I GAMES:				
319 A Western Mi ch. 64 53	65 A Purdue 41 65	213 H SIUE 56 43	144 A Youngstown St. 63 74	
321 H Purdue Fort Wayne 81 67				
325 H Chi cago St. 76 40				
142 A Bowling Green 74 88				
218 A UIC 75 60				
281 H Detroit Mercy 52 43				

Non-Div I Games:

Loyol a Chi cago

Average RPI	Win:	0	WON-LOST	WINNING	LAST 10	STRENGTH OF	OPP. STRENGTH	TEAM	ADJ.	CONF.	ADJ CONF.
Average RPI	Loss:	179	RECORD	PCT. RANK	GAMES	SCHEDULE	OF SCHEDULE	RPI	RPI	RPI	RPI
DIV. I ONLY		0- 10		327	0- 1	104	312	311	311	20	20
DIV. I NON-CONF.		0- 10		327	0- 1	104	312	311	311	20	20

TOTALS	RPI 1-25		RPI 26-50		W-L RECORDS	RPI 51-100		RPI 101-150		RPI 150+	
0- 10	0- 0		0- 1		OVERALL	0- 0		0- 2		0- 7	
0- 3	0- 0		0- 0		HOME	0- 0		0- 1		0- 2	
0- 6	0- 0		0- 1		AWAY	0- 0		0- 0		0- 5	
0- 1	0- 0		0- 0		NEUTRAL	0- 0		0- 1		0- 0	
0- 10	0- 0		0- 1		NON-CONFERENCE	0- 0		0- 2		0- 7	
0- 3	0- 0		0- 0		HOME	0- 0		0- 1		0- 2	
0- 6	0- 0		0- 1		AWAY	0- 0		0- 0		0- 5	
0- 1	0- 0		0- 0		NEUTRAL	0- 0		0- 1		0- 0	
0- 0	0- 0		0- 0		CONFERENCE	0- 0		0- 0		0- 0	
0- 0	0- 0		0- 0		HOME	0- 0		0- 0		0- 0	
0- 0	0- 0		0- 0		AWAY	0- 0		0- 0		0- 0	
0- 0	0- 0		0- 0		NEUTRAL	0- 0		0- 0		0- 0	

RPI 1-25				RPI 26-50				RPI 51-100				RPI 101+ Team's RPI: 311			
RPI	S	Opponent	Score	RPI	S	Opponent	Score	RPI	S	Opponent	Score	RPI	S	Opponent	Score
				49	A	Maryland	48 83					118	N	Boston College	47 73
												146	H	Mt. St. Mary's	67 77
												166	A	George Mason	38 70
												170	A	Georgetown	30 45
												184	H	William & Mary	49 65
												191	A	Towson	57 62
												224	H	St. Francis Brooklyn	70 75
												232	A	Dartmouth	41 54
												306	A	Saint Joseph's	46 49
LAST 12 Division I GAMES:															
				118	N	Boston College	47 73	306	A	Saint Joseph's	46 49				
				184	H	William & Mary	49 65	49	A	Maryland	48 83				
				170	A	Georgetown	30 45	224	H	St. Francis Brooklyn	70 75				
				232	A	Dartmouth	41 54	191	A	Towson	57 62				
				166	A	George Mason	38 70	146	H	Mt. St. Mary's	67 77				

Non-Div I Games:

Loyola Maryland

Average RPI Win: 159 WON-LOST RECORD WINNING PCT. RANK LAST 10 GAMES STRENGTH OF SCHEDULE OPP. STRENGTH OF SCHEDULE TEAM RPI ADJ. RPI CONF. RPI ADJ CONF. RPI

DIV. I ONLY	6- 2	68	1- 0	152	82	66	66	7	7
DIV. I NON-CONF.	6- 2	68	1- 0	152	82	66	66	7	7
TOTALS	RPI 1-25	RPI 26-50	W-L RECORDS	RPI 51-100	RPI 101-150	RPI 150+			
6- 2	0- 0	1- 0	OVERALL	1- 1	2- 1	2- 0			
3- 1	0- 0	1- 0	HOME	0- 0	1- 1	1- 0			
3- 1	0- 0	0- 0	AWAY	1- 1	1- 0	1- 0			
0- 0	0- 0	0- 0	NEUTRAL	0- 0	0- 0	0- 0			
6- 2	0- 0	1- 0	NON-CONFERENCE	1- 1	2- 1	2- 0			
3- 1	0- 0	1- 0	HOME	0- 0	1- 1	1- 0			
3- 1	0- 0	0- 0	AWAY	1- 1	1- 0	1- 0			
0- 0	0- 0	0- 0	NEUTRAL	0- 0	0- 0	0- 0			
0- 0	0- 0	0- 0	CONFERENCE	0- 0	0- 0	0- 0			
0- 0	0- 0	0- 0	HOME	0- 0	0- 0	0- 0			
0- 0	0- 0	0- 0	AWAY	0- 0	0- 0	0- 0			
0- 0	0- 0	0- 0	NEUTRAL	0- 0	0- 0	0- 0			

RPI S Opponent Score	RPI S Opponent Score	RPI S Opponent Score	RPI S Opponent Score
	47 H UCLA 69 63	55 A Denver 75 104	113 H UC Davis 60 53
		78 A Ari zona 66 64	128 A CSUN 72 53
			141 H Northern Ari z. 62 63
			284 H Robert Morris 61 53
			301 A UC Santa Barbara 70 57
LAST 12 Division I GAMES:			
284 H Robert Morris 61 53	128 A CSUN 72 53	55 A Denver 75 104	113 H UC Davis 60 53
47 H UCLA 69 63	141 H Northern Ari z. 62 63	301 A UC Santa Barbara 70 57	78 A Ari zona 66 64

Non-Div I Games:

Loyola Marymount

Average RPI Win:	168	WON-LOST	WINNING	LAST 10	STRENGTH OF	OPP. STRENGTH	TEAM	ADJ.	CONF.	ADJ CONF.
Average RPI Loss:	34	RECORD	PCT. RANK	GAMES	SCHEDULE	OF SCHEDULE	RPI	RPI	RPI	RPI
DIV. I ONLY	7- 2	51	1- 0	143	89	53	53	25	25	
DIV. I NON-CONF.	7- 2	51	1- 0	143	89	53	53	25	25	
TOTALS	RPI 1-25	RPI 26-50	W-L RECORDS	RPI 51-100	RPI 101-150	RPI 150+				
7- 2	0- 1	1- 1	OVERALL	1- 0	1- 0	4- 0				
2- 1	0- 0	0- 1	HOME	1- 0	0- 0	1- 0				
3- 1	0- 1	1- 0	AWAY	0- 0	0- 0	2- 0				
2- 0	0- 0	0- 0	NEUTRAL	0- 0	1- 0	1- 0				
7- 2	0- 1	1- 1	NON-CONFERENCE	1- 0	1- 0	4- 0				
2- 1	0- 0	0- 1	HOME	1- 0	0- 0	1- 0				
3- 1	0- 1	1- 0	AWAY	0- 0	0- 0	2- 0				
2- 0	0- 0	0- 0	NEUTRAL	0- 0	1- 0	1- 0				
0- 0	0- 0	0- 0	CONFERENCE	0- 0	0- 0	0- 0				
0- 0	0- 0	0- 0	HOME	0- 0	0- 0	0- 0				
0- 0	0- 0	0- 0	AWAY	0- 0	0- 0	0- 0				
0- 0	0- 0	0- 0	NEUTRAL	0- 0	0- 0	0- 0				

RPI	S	Opponent	Score	RPI	S	Opponent	Score	RPI	S	Opponent	Score	RPI	S	Opponent	Score
23	A	Green Bay	39 70	32	A	North Carolina	85 73	74	H	Toledo	73 59	124	N	Penn	47 46
				45	H	Duke	63 66					163	A	Harvard	67 60
												230	H	Brown	102 96
												269	A	Bryant	74 57
												286	N	N. C. A&T	58 52
LAST 12 Division I GAMES:															
230	H	Brown	102 96	23	A	Green Bay	39 70								
163	A	Harvard	67 60	45	H	Duke	63 66								
32	A	North Carolina	85 73	269	A	Bryant	74 57								
124	N	Penn	47 46	74	H	Toledo	73 59								
286	N	N. C. A&T	58 52												

Non-Div I Games:

Maine

Average RPI Win:	334	WON-LOST	WINNING	LAST 10	STRENGTH OF	OPP. STRENGTH	TEAM	ADJ.	CONF.	ADJ CONF.
Average RPI Loss:	194	RECORD	PCT. RANK	GAMES	SCHEDULE	OF SCHEDULE	RPI	RPI	RPI	RPI
DIV. I ONLY	2- 7	275	0- 1	263	334	331	331	28	28	
DIV. I NON-CONF.	2- 7	275	0- 1	263	334	331	331	28	28	

TOTALS	RPI 1-25	RPI 26-50	W-L RECORDS	RPI 51-100	RPI 101-150	RPI 150+				
2- 7	0- 0	0- 0	OVERALL	0- 0	0- 3	2- 4				
2- 4	0- 0	0- 0	HOME	0- 0	0- 3	2- 1				
0- 3	0- 0	0- 0	AWAY	0- 0	0- 0	0- 3				
0- 0	0- 0	0- 0	NEUTRAL	0- 0	0- 0	0- 0				
2- 7	0- 0	0- 0	NON-CONFERENCE	0- 0	0- 3	2- 4				
2- 4	0- 0	0- 0	HOME	0- 0	0- 3	2- 1				
0- 3	0- 0	0- 0	AWAY	0- 0	0- 0	0- 3				
0- 0	0- 0	0- 0	NEUTRAL	0- 0	0- 0	0- 0				
0- 0	0- 0	0- 0	CONFERENCE	0- 0	0- 0	0- 0				
0- 0	0- 0	0- 0	HOME	0- 0	0- 0	0- 0				
0- 0	0- 0	0- 0	AWAY	0- 0	0- 0	0- 0				
0- 0	0- 0	0- 0	NEUTRAL	0- 0	0- 0	0- 0				

RPI 1-25				RPI 26-50				RPI 51-100				RPI 101+ Team's RPI : 331							
RPI	S	Opponent	Score	RPI	S	Opponent	Score	RPI	S	Opponent	Score	RPI	S	Opponent	Score				
												101	H	Stony Brook	48 79				
												108	H	Wright St.	44 60				
												148	H	Drexel	39 53				
												155	A	Fordham	61 65				
												224	A	St. Francis Brooklyn	65 73				
												281	H	Detroit Mercy	56 58				
												317	H	Lafayette	60 49				
												340	A	Albany (NY)	54 60				
												350	H	LIU Brooklyn	61 46				

LAST 12 Division I GAMES:																			
				317	H	Lafayette	60 49	108	H	Wright St.	44 60								
				155	A	Fordham	61 65	148	H	Drexel	39 53								
				281	H	Detroit Mercy	56 58	350	H	LIU Brooklyn	61 46								
				101	H	Stony Brook	48 79												
				340	A	Albany (NY)	54 60												
				224	A	St. Francis Brooklyn	65 73												

Non-Div I Games:

Manhattan

Average RPI	Win:	230	WON-LOST	WINNING	LAST 10	STRENGTH OF	OPP. STRENGTH	TEAM	ADJ.	CONF.	ADJ CONF.
Average RPI	Loss:	77	RECORD	PCT. RANK	GAMES	SCHEDULE	OF SCHEDULE	RPI	RPI	RPI	RPI
DIV. I ONLY		7- 2		51	1- 0	271	153	116	116	28	28
DIV. I NON-CONF.		7- 2		51	1- 0	271	153	116	116	28	28

TOTALS	RPI 1-25		RPI 26-50		W-L RECORDS	RPI 51-100		RPI 101-150		RPI 150+	
7- 2	0- 0		0- 1		OVERALL	0- 0		0- 1		7- 0	
2- 0	0- 0		0- 0		HOME	0- 0		0- 0		2- 0	
3- 1	0- 0		0- 1		AWAY	0- 0		0- 0		3- 0	
2- 1	0- 0		0- 0		NEUTRAL	0- 0		0- 1		2- 0	
7- 2	0- 0		0- 1		NON-CONFERENCE	0- 0		0- 1		7- 0	
2- 0	0- 0		0- 0		HOME	0- 0		0- 0		2- 0	
3- 1	0- 0		0- 1		AWAY	0- 0		0- 0		3- 0	
2- 1	0- 0		0- 0		NEUTRAL	0- 0		0- 1		2- 0	
0- 0	0- 0		0- 0		CONFERENCE	0- 0		0- 0		0- 0	
0- 0	0- 0		0- 0		HOME	0- 0		0- 0		0- 0	
0- 0	0- 0		0- 0		AWAY	0- 0		0- 0		0- 0	
0- 0	0- 0		0- 0		NEUTRAL	0- 0		0- 0		0- 0	

RPI 1-25				RPI 26-50				RPI 51-100				RPI 101+ Team's RPI: 116			
RPI	S	Opponent	Score	RPI	S	Opponent	Score	RPI	S	Opponent	Score	RPI	S	Opponent	Score
				45	A	Duke	56 64					108	N	Wright St.	60 76
												157	H	Boston U.	68 57
												180	A	Navy	72 48
												221	A	El on	61 57
												223	H	Temple	74 68
												233	N	Stetson	76 69
												253	N	Hofstra	71 57
												340	A	Al bany (NY)	74 56
LAST 12 Division I GAMES:															
				233	N	Stetson	76 69					340	A	Al bany (NY)	74 56
				223	H	Temple	74 68					45	A	Duke	56 64
				157	H	Boston U.	68 57					221	A	El on	61 57
				180	A	Navy	72 48					108	N	Wright St.	60 76
												253	N	Hofstra	71 57

Non-Div I Games:

Marist

Average RPI Win:	104	WON-LOST	WINNING	LAST 10	STRENGTH OF	OPP. STRENGTH	TEAM	ADJ.	CONF.	ADJ CONF.
Average RPI Loss:	18	RECORD	PCT. RANK	GAMES	SCHEDULE	OF SCHEDULE	RPI	RPI	RPI	RPI
DIV. I ONLY	7- 2	51	1- 0	16	54	6	6	4	4	
DIV. I NON-CONF.	7- 2	51	1- 0	16	54	6	6	4	4	

TOTALS	RPI 1-25	RPI 26-50	W-L RECORDS	RPI 51-100	RPI 101-150	RPI 150+				
7- 2	1- 2	1- 0	OVERALL	1- 0	2- 0	2- 0				
5- 0	1- 0	1- 0	HOME	0- 0	2- 0	1- 0				
2- 2	0- 2	0- 0	AWAY	1- 0	0- 0	1- 0				
0- 0	0- 0	0- 0	NEUTRAL	0- 0	0- 0	0- 0				
7- 2	1- 2	1- 0	NON-CONFERENCE	1- 0	2- 0	2- 0				
5- 0	1- 0	1- 0	HOME	0- 0	2- 0	1- 0				
2- 2	0- 2	0- 0	AWAY	1- 0	0- 0	1- 0				
0- 0	0- 0	0- 0	NEUTRAL	0- 0	0- 0	0- 0				
0- 0	0- 0	0- 0	CONFERENCE	0- 0	0- 0	0- 0				
0- 0	0- 0	0- 0	HOME	0- 0	0- 0	0- 0				
0- 0	0- 0	0- 0	AWAY	0- 0	0- 0	0- 0				
0- 0	0- 0	0- 0	NEUTRAL	0- 0	0- 0	0- 0				

RPI 1-25				Team's RPI: 6				RPI 26-50				RPI 51-100				RPI 101+			
RPI	S	Opponent	Score					RPI	S	Opponent	Score	RPI	S	Opponent	Score	RPI	S	Opponent	Score
7	H	South Dakota St.	91 52					44	H	Michigan	85 74	62	A	Northwestern	76 57	102	H	UNI	102 61
14	A	Miami (FL)	55 63													106	H	Montana St.	100 52
22	A	Mississippi St.	82 87													186	A	Milwaukee	83 74
																218	H	UIC	96 32
LAST 12 Division I GAMES:																			
102	H	UNI	102 61					62	A	Northwestern	76 57								
14	A	Miami (FL)	55 63					22	A	Mississippi St.	82 87								
7	H	South Dakota St.	91 52					44	H	Michigan	85 74								
								186	A	Milwaukee	83 74								
								218	H	UIC	96 32								
								106	H	Montana St.	100 52								

Non-Div I Games:

Marquette

Average RPI Win:	295	WON-LOST	WINNING	LAST 10	STRENGTH OF	OPP. STRENGTH	TEAM	ADJ.	CONF.	ADJ CONF.
Average RPI Loss:	154	RECORD	PCT. RANK	GAMES	SCHEDULE	OF SCHEDULE	RPI	RPI	RPI	RPI

DIV. I ONLY	3- 5	218	1- 0	309	191	308	308	18	18
DIV. I NON-CONF.	3- 5	218	1- 0	309	191	308	308	18	18
TOTALS	RPI 1-25	RPI 26-50	W-L RECORDS	RPI 51-100	RPI 101-150	RPI 150+			
3- 5	0- 0	0- 0	OVERALL	0- 0	0- 3	3- 2			
3- 1	0- 0	0- 0	HOME	0- 0	0- 1	3- 0			
0- 4	0- 0	0- 0	AWAY	0- 0	0- 2	0- 2			
0- 0	0- 0	0- 0	NEUTRAL	0- 0	0- 0	0- 0			
3- 5	0- 0	0- 0	NON-CONFERENCE	0- 0	0- 3	3- 2			
3- 1	0- 0	0- 0	HOME	0- 0	0- 1	3- 0			
0- 4	0- 0	0- 0	AWAY	0- 0	0- 2	0- 2			
0- 0	0- 0	0- 0	NEUTRAL	0- 0	0- 0	0- 0			
0- 0	0- 0	0- 0	CONFERENCE	0- 0	0- 0	0- 0			
0- 0	0- 0	0- 0	HOME	0- 0	0- 0	0- 0			
0- 0	0- 0	0- 0	AWAY	0- 0	0- 0	0- 0			
0- 0	0- 0	0- 0	NEUTRAL	0- 0	0- 0	0- 0			

RPI	S	Opponent	Score	RPI	S	Opponent	Score	RPI	S	Opponent	Score	RPI	S	Opponent	Score	Team's RPI: 308
												125	H	Indiana St.	53	62
												126	A	Wisconsin	49	67
												142	A	Bowling Green	76	99
												162	A	Southern Ill.	49	58
												216	A	Appalachian St.	52	74
												261	H	Coppin St.	88	67
												278	H	Cleveland St.	86	64
												347	H	Evansville	72	65
LAST 12 Division I GAMES:																
												278	H	Cleveland St.	86	64
												126	A	Wisconsin	49	67
												261	H	Coppin St.	88	67
												347	H	Evansville	72	65
												216	A	Appalachian St.	52	74
												162	A	Southern Ill.	49	58
												142	A	Bowling Green	76	99
												125	H	Indiana St.	53	62

Non-Div I Games: Bluefield St. 82 29

Marshall

Average RPI Loss: 0

Average RPI Win: 189		WON-LOST	WINNING	LAST 10	STRENGTH OF	OPP. STRENGTH	TEAM	ADJ.	CONF.	ADJ CONF.
Average RPI Loss: 0		RECORD	PCT. RANK	GAMES	SCHEDULE	OF SCHEDULE	RPI	RPI	RPI	RPI
DIV. I ONLY		10- 0	1	1- 0	275	84	49	49	3	3
DIV. I NON-CONF.		10- 0	1	1- 0	275	84	49	49	3	3

TOTALS	RPI 1-25		RPI 26-50		W-L RECORDS		RPI 51-100		RPI 101-150	RPI 150+
10- 0	0- 0		0- 0		OVERALL		3- 0		2- 0	5- 0
6- 0	0- 0		0- 0		HOME		2- 0		1- 0	3- 0
2- 0	0- 0		0- 0		AWAY		1- 0		0- 0	1- 0
2- 0	0- 0		0- 0		NEUTRAL		0- 0		1- 0	1- 0
10- 0	0- 0		0- 0		NON-CONFERENCE		3- 0		2- 0	5- 0
6- 0	0- 0		0- 0		HOME		2- 0		1- 0	3- 0
2- 0	0- 0		0- 0		AWAY		1- 0		0- 0	1- 0
2- 0	0- 0		0- 0		NEUTRAL		0- 0		1- 0	1- 0
0- 0	0- 0		0- 0		CONFERENCE		0- 0		0- 0	0- 0
0- 0	0- 0		0- 0		HOME		0- 0		0- 0	0- 0
0- 0	0- 0		0- 0		AWAY		0- 0		0- 0	0- 0
0- 0	0- 0		0- 0		NEUTRAL		0- 0		0- 0	0- 0

RPI 1-25				Team's RPI : 49				RPI 51-100				RPI 101+			
RPI	S	Opponent	Score	RPI	S	Opponent	Score	RPI	S	Opponent	Score	RPI	S	Opponent	Score
								69	H	Georgi a Tech	67 54	103	H	James Madi son	87 63
								83	H	Dayton	82 71	150	N	Georgi a	58 51
								87	A	South Carol i na	85 61	217	A	George Washi ngton	69 30
												261	H	Coppi n St.	93 36
												268	H	UMBC	92 61
												311	H	Loyol a Maryl and	83 48
												339	N	Morgan St.	68 44
LAST 12 Division I GAMES:															
				69	H	Georgi a Tech	67 54	311	H	Loyol a Maryl and	83 48				
				150	N	Georgia	58 51	103	H	James Madi son	87 63				
				339	N	Morgan St.	68 44	268	H	UMBC	92 61				
				87	A	South Carol i na	85 61	261	H	Coppi n St.	93 36				
				217	A	George Washi ngton	69 30								
				83	H	Dayton	82 71								

Non-Div I Games:

Maryl and

Average RPI Win:	264	WON-LOST	WINNING	LAST 10	STRENGTH OF	OPP. STRENGTH	TEAM	ADJ.	CONF.	ADJ CONF.
Average RPI Loss:	114	RECORD	PCT. RANK	GAMES	SCHEDULE	OF SCHEDULE	RPI	RPI	RPI	RPI
DIV. I ONLY	6- 4	126	1- 0	245	249	205	205	16	16	
DIV. I NON-CONF.	6- 4	126	1- 0	245	249	205	205	16	16	

TOTALS	RPI 1-25	RPI 26-50	W-L RECORDS	RPI 51-100	RPI 101-150	RPI 150+				
6- 4	0- 0	0- 1	OVERALL	0- 1	0- 0	6- 2				
4- 1	0- 0	0- 0	HOME	0- 0	0- 0	4- 1				
1- 2	0- 0	0- 1	AWAY	0- 0	0- 0	1- 1				
1- 1	0- 0	0- 0	NEUTRAL	0- 1	0- 0	1- 0				
6- 4	0- 0	0- 1	NON-CONFERENCE	0- 1	0- 0	6- 2				
4- 1	0- 0	0- 0	HOME	0- 0	0- 0	4- 1				
1- 2	0- 0	0- 1	AWAY	0- 0	0- 0	1- 1				
1- 1	0- 0	0- 0	NEUTRAL	0- 1	0- 0	1- 0				
0- 0	0- 0	0- 0	CONFERENCE	0- 0	0- 0	0- 0				
0- 0	0- 0	0- 0	HOME	0- 0	0- 0	0- 0				
0- 0	0- 0	0- 0	AWAY	0- 0	0- 0	0- 0				
0- 0	0- 0	0- 0	NEUTRAL	0- 0	0- 0	0- 0				

RPI	S	Opponent	Score	RPI	S	Opponent	Score	RPI	S	Opponent	Score	RPI	S	Opponent	Score	Team's RPI: 205
30	A	Northeastern	52 53	58	N	Bucknell	58 77	175	H	North Dakota	52 59	191	A	Towson	53 78	
								211	H	Sacred Heart	78 61	230	A	Brown	90 61	
								260	N	Fairfield	59 49	266	H	Central Conn. St.	74 59	
								292	H	Incarnate Word	71 59	323	H	UTRGV	74 70	

LAST 12 Division I GAMES:																
58	N	Bucknell	58 77	292	H	Incarnate Word	71 59	30	A	Northeastern	52 53	175	H	North Dakota	52 59	
323	H	UTRGV	74 70	260	N	Fairfield	59 49	230	A	Brown	90 61	266	H	Central Conn. St.	74 59	
266	H	Central Conn. St.	74 59	191	A	Towson	53 78	211	H	Sacred Heart	78 61	323	H	UTRGV	74 70	
191	A	Towson	53 78	211	H	Sacred Heart	78 61									

Non-Div I Games:

Massachusetts

Average RPI Win:	0	WON-LOST	WINNING	LAST 10	STRENGTH OF	OPP. STRENGTH	TEAM	ADJ.	CONF.	ADJ CONF.
Average RPI Loss:	191	RECORD	PCT. RANK	GAMES	SCHEDULE	OF SCHEDULE	RPI	RPI	RPI	RPI
DIV. I ONLY	0- 6	327	0- 1	149	337	329	329	23	23	
DIV. I NON-CONF.	0- 6	327	0- 1	149	337	329	329	23	23	
<hr/>										
TOTALS	RPI 1-25	RPI 26-50	W-L RECORDS	RPI 51-100	RPI 101-150	RPI 150+				
0- 6	0- 0	0- 1	OVERALL	0- 0	0- 1	0- 4				
0- 1	0- 0	0- 0	HOME	0- 0	0- 0	0- 1				
0- 5	0- 0	0- 1	AWAY	0- 0	0- 1	0- 3				
0- 0	0- 0	0- 0	NEUTRAL	0- 0	0- 0	0- 0				
0- 6	0- 0	0- 1	NON-CONFERENCE	0- 0	0- 1	0- 4				
0- 1	0- 0	0- 0	HOME	0- 0	0- 0	0- 1				
0- 5	0- 0	0- 1	AWAY	0- 0	0- 1	0- 3				
0- 0	0- 0	0- 0	NEUTRAL	0- 0	0- 0	0- 0				
0- 0	0- 0	0- 0	CONFERENCE	0- 0	0- 0	0- 0				
0- 0	0- 0	0- 0	HOME	0- 0	0- 0	0- 0				
0- 0	0- 0	0- 0	AWAY	0- 0	0- 0	0- 0				
0- 0	0- 0	0- 0	NEUTRAL	0- 0	0- 0	0- 0				

RPI 1-25				RPI 26-50				RPI 51-100				RPI 101+				Team's RPI: 329
RPI	S	Opponent	Score	RPI	S	Opponent	Score	RPI	S	Opponent	Score	RPI	S	Opponent	Score	
				48	A	Texas	40 96					134	A	Ri ce	65 93	
												167	A	UAB	48 91	
												214	A	La. -Monroe	60 69	
												250	A	Grambl i ng	51 75	
												334	H	Loui si ana	59 70	
<hr/>																
LAST 12 Division I GAMES:																
				167	A	UAB	48 91	134	A	Ri ce	65 93					
								214	A	La. -Monroe	60 69					
								48	A	Texas	40 96					
								334	H	Loui si ana	59 70					
								250	A	Grambl i ng	51 75					

Non-Div I Games: LSU-Alexandria 60 68

McNeese

Average RPI Win: 241

Average RPI Loss: 154

WON-LOST
RECORDWINNING
PCT. RANKLAST 10
GAMESSTRENGTH OF
SCHEDULEOPP. STRENGTH
OF SCHEDULETEAM
RPIADJ.
RPICONF.
RPIADJ CONF.
RPIDIV. I ONLY
DIV. I NON-CONF.3- 6
3- 6238
2381- 0
1- 0217
217233
233276
276276
2768
88
8

TOTALS

RPI 1-25

RPI 26-50

W-L RECORDS

RPI 51-100

RPI 101-150

RPI 150+

3- 6

0- 0

0- 0

OVERALL

0- 1

1- 1

2- 4

2- 3

0- 0

0- 0

HOME

0- 1

0- 1

2- 1

0- 3

0- 0

0- 0

AWAY

0- 0

0- 0

0- 3

1- 0

0- 0

0- 0

NEUTRAL

0- 0

1- 0

0- 0

3- 6

0- 0

0- 0

NON-CONFERENCE

0- 1

1- 1

2- 4

2- 3

0- 0

0- 0

HOME

0- 1

0- 1

2- 1

0- 3

0- 0

0- 0

AWAY

0- 0

0- 0

0- 3

1- 0

0- 0

0- 0

NEUTRAL

0- 0

1- 0

0- 0

0- 0

0- 0

0- 0

CONFERENCE

0- 0

0- 0

0- 0

0- 0

0- 0

0- 0

HOME

0- 0

0- 0

0- 0

0- 0

0- 0

0- 0

AWAY

0- 0

0- 0

0- 0

0- 0

0- 0

0- 0

NEUTRAL

0- 0

0- 0

0- 0

RPI 1-25

RPI S Opponent

Score

RPI 26-50

RPI S Opponent

Score

RPI 51-100

RPI S Opponent

Score

RPI 101+

RPI S Opponent

Team's RPI: 276

Score

74

H

Toledo

48

58

119

H

Louisiana Tech

50

66

143

N

Mercer

59

53

159

A

Arkansas St.

66

77

167

A

UAB

54

85

195

H

New Orleans

59

66

207

A

Coastal Caro.

71

90

264

H

Samford

53

48

316

H

Jackson St.

68

67

LAST 12 Division I GAMES:

195

H

New Orleans

59

66

264

H

Samford

53

48

74

H

Toledo

48

58

159

A

Arkansas St.

66

77

207

A

Coastal Caro.

71

90

316

H

Jackson St.

68

67

143

N

Mercer

59

53

119

H

Louisiana Tech

50

66

167

A

UAB

54

85

Memphis

Average RPI Win: 185
Average RPI Loss: 116

WON-LOST
RECORD

WINNING
PCT. RANK

LAST 10
GAMES

STRENGTH OF
SCHEDULE

OPP. STRENGTH
OF SCHEDULE

TEAM
RPI

ADJ.
RPI

CONF.
RPI

ADJ CONF.
RPI

DIV. I ONLY	5- 5	159	1- 0	110	85	143	143	24	24
DIV. I NON-CONF.	5- 5	159	1- 0	110	85	143	143	24	24
TOTALS	RPI 1-25	RPI 26-50	W-L RECORDS	RPI 51-100	RPI 101-150	RPI 150+			
5- 5	0- 1	0- 1	OVERALL	1- 1	1- 1	3- 1			
3- 2	0- 1	0- 1	HOME	1- 0	0- 0	2- 0			
1- 2	0- 0	0- 0	AWAY	0- 1	0- 1	1- 0			
1- 1	0- 0	0- 0	NEUTRAL	0- 0	1- 0	0- 1			
5- 5	0- 1	0- 1	NON-CONFERENCE	1- 1	1- 1	3- 1			
3- 2	0- 1	0- 1	HOME	1- 0	0- 0	2- 0			
1- 2	0- 0	0- 0	AWAY	0- 1	0- 1	1- 0			
1- 1	0- 0	0- 0	NEUTRAL	0- 0	1- 0	0- 1			
0- 0	0- 0	0- 0	CONFERENCE	0- 0	0- 0	0- 0			
0- 0	0- 0	0- 0	HOME	0- 0	0- 0	0- 0			
0- 0	0- 0	0- 0	AWAY	0- 0	0- 0	0- 0			
0- 0	0- 0	0- 0	NEUTRAL	0- 0	0- 0	0- 0			

RPI	S	Opponent	Score	RPI	S	Opponent	Score	RPI	S	Opponent	Score	RPI	S	Opponent	Score	Team's RPI: 143
25	H	Florida St.	56 57	33	H	UCF	42 76	80	H	Charlotte	57 40	142	N	Bowling Green	76 63	
								94	A	Wake Forest	54 69	150	A	Georgia	60 67	
												201	H	Florida	92 82	
												245	H	Kennesaw St.	64 48	
												257	A	Ga. Southern	79 72	
												276	N	Memphis	53 59	
LAST 12 Division I GAMES:																
142	N	Bowling Green	76 63	80	H	Charlotte	57 40	25	H	Florida St.	56 57	245	H	Kennesaw St.	64 48	
276	N	Memphis	53 59	33	H	UCF	42 76	150	A	Georgia	60 67					
201	H	Florida	92 82	257	A	Ga. Southern	79 72									
257	A	Ga. Southern	79 72	94	A	Wake Forest	54 69									

Non-Div I Games:

Mercer

Loss, Non-Conf, S Site, H Home A Away N Neutral

Average RPI Loss: 37

DIV. I ONLY	8- 2	46	2- 1	50	34	14	14	1	1
DIV. I NON-CONF.	8- 2	46	2- 1	50	34	14	14	1	1
TOTALS	RPI 1-25	RPI 26-50	W-L RECORDS	RPI 51-100	RPI 101-150	RPI 150+			
8- 2	2- 1	0- 0	OVERALL	1- 1	1- 0	4- 0			
7- 0	2- 0	0- 0	HOME	1- 0	1- 0	3- 0			
1- 2	0- 1	0- 0	AWAY	0- 1	0- 0	1- 0			
0- 0	0- 0	0- 0	NEUTRAL	0- 0	0- 0	0- 0			
8- 2	2- 1	0- 0	NON-CONFERENCE	1- 1	1- 0	4- 0			
7- 0	2- 0	0- 0	HOME	1- 0	1- 0	3- 0			
1- 2	0- 1	0- 0	AWAY	0- 1	0- 0	1- 0			
0- 0	0- 0	0- 0	NEUTRAL	0- 0	0- 0	0- 0			
0- 0	0- 0	0- 0	CONFERENCE	0- 0	0- 0	0- 0			
0- 0	0- 0	0- 0	HOME	0- 0	0- 0	0- 0			
0- 0	0- 0	0- 0	AWAY	0- 0	0- 0	0- 0			
0- 0	0- 0	0- 0	NEUTRAL	0- 0	0- 0	0- 0			

RPI 1-25					RPI 26-50					RPI 51-100					RPI 101+				
RPI	S	Opponent	Score		RPI	S	Opponent	Score		RPI	S	Opponent	Score		RPI	S	Opponent	Score	
6	H	Marquette	63	55						65	A	Purdue	63	74	121	H	Nebraska	82	68
8	A	Iowa St.	52	75						89	H	SFA	81	60	158	H	Hartford	75	62
20	H	Col orado	73	58											195	H	New Or leans	78	38
LAST 12 Di vi si on I GAMES:																			
223	H	Templ e	73	61	158	H	Hartford	75	62	6	H	Marquette	63	55					
121	H	Nebraska	82	68	8	A	Iowa St.	52	75	89	H	SFA	81	60	20	H	Col orado	73	58
					320	A	FIU	94	43	65	A	Purdue	63	74					

Mi ami (FL)

Average RPI	Win:	258	WON-LOST	WINNING	LAST 10	STRENGTH OF	OPP. STRENGTH	TEAM	ADJ.	CONF.	ADJ CONF.
Average RPI	Loss:	5	RECORD	PCT. RANK	GAMES	SCHEDULE	OF SCHEDULE	RPI	RPI	RPI	RPI
DIV. I ONLY		7- 1		27	1- 0	314	107	111	111	10	10
DIV. I NON-CONF.		7- 1		27	1- 0	314	107	111	111	10	10

TOTALS	RPI 1-25		RPI 26-50		W-L RECORDS	RPI 51-100		RPI 101-150		RPI 150+	
7- 1	0- 1		0- 0		OVERALL	0- 0		0- 0		7- 0	
3- 0	0- 0		0- 0		HOME	0- 0		0- 0		3- 0	
4- 1	0- 1		0- 0		AWAY	0- 0		0- 0		4- 0	
0- 0	0- 0		0- 0		NEUTRAL	0- 0		0- 0		0- 0	
7- 1	0- 1		0- 0		NON-CONFERENCE	0- 0		0- 0		7- 0	
3- 0	0- 0		0- 0		HOME	0- 0		0- 0		3- 0	
4- 1	0- 1		0- 0		AWAY	0- 0		0- 0		4- 0	
0- 0	0- 0		0- 0		NEUTRAL	0- 0		0- 0		0- 0	
0- 0	0- 0		0- 0		CONFERENCE	0- 0		0- 0		0- 0	
0- 0	0- 0		0- 0		HOME	0- 0		0- 0		0- 0	
0- 0	0- 0		0- 0		AWAY	0- 0		0- 0		0- 0	
0- 0	0- 0		0- 0		NEUTRAL	0- 0		0- 0		0- 0	

RPI 1-25	RPI 26-50	RPI 51-100	RPI 101+	Team's RPI: 111
RPI S Opponent Score	RPI S Opponent Score	RPI S Opponent Score	RPI S Opponent Score	
5 A Louisville 73 95			187 H Cincinnati 78 65	
			218 A UIC 65 56	
			258 A Valparaiso 68 47	
			262 H Eastern Ky. 60 44	
			275 H High Point 68 55	
			281 A Detroit Mercy 78 59	
			328 A Canisius 62 59	

LAST 12 Division I GAMES:				
258 A Valparaiso 68 47	218 A UIC 65 56			
187 H Cincinnati 78 65	5 A Louisville 73 95			
	275 H High Point 68 55			
	281 A Detroit Mercy 78 59			
	262 H Eastern Ky. 60 44			
	328 A Canisius 62 59			

Non-Div I Games:

Miami (OH)

Average RPI	Win: 209	WON-LOST RECORD	WINNING PCT. RANK	LAST 10 GAMES	STRENGTH OF SCHEDULE	OPP. STRENGTH OF SCHEDULE	TEAM RPI	ADJ. RPI	CONF. RPI	ADJ CONF. RPI
Average RPI	Loss: 19									
DIV. I ONLY	7- 3	91	1- 1	97	121	44	44	3	3	
DIV. I NON-CONF.	7- 3	91	1- 1	97	121	44	44	3	3	

TOTALS	RPI 1-25	RPI 26-50	W-L RECORDS	RPI 51-100	RPI 101-150	RPI 150+				
7- 3	0- 2	0- 1	OVERALL	2- 0	1- 0	4- 0				
3- 0	0- 0	0- 0	HOME	0- 0	1- 0	2- 0				
2- 2	0- 2	0- 0	AWAY	0- 0	0- 0	2- 0				
2- 1	0- 0	0- 1	NEUTRAL	2- 0	0- 0	0- 0				
7- 3	0- 2	0- 1	NON-CONFERENCE	2- 0	1- 0	4- 0				
3- 0	0- 0	0- 0	HOME	0- 0	1- 0	2- 0				
2- 2	0- 2	0- 0	AWAY	0- 0	0- 0	2- 0				
2- 1	0- 0	0- 1	NEUTRAL	2- 0	0- 0	0- 0				
0- 0	0- 0	0- 0	CONFERENCE	0- 0	0- 0	0- 0				
0- 0	0- 0	0- 0	HOME	0- 0	0- 0	0- 0				
0- 0	0- 0	0- 0	AWAY	0- 0	0- 0	0- 0				
0- 0	0- 0	0- 0	NEUTRAL	0- 0	0- 0	0- 0				

RPI 1-25				RPI 26-50				Team's RPI: 44				RPI 51-100				RPI 101+											
RPI	S	Opponent	Score	RPI	S	Opponent	Score	RPI	S	Opponent	Score	RPI	S	Opponent	Score	RPI	S	Opponent	Score								
4	A	NC State	55 66	48	N	Texas	52 69	63	N	Washington	80 73	146	H	Mt. St. Mary's	88 40												
6	A	Marquette	74 85					77	N	Missouri	70 54	226	A	Oakland	85 59												
												281	H	Detroit Mercy	95 62												
												319	A	Western Mich.	79 42												
												350	H	LIU Brooklyn	83 38												

LAST 12 Division I GAMES:																											
63	N	Washington	80 73	77	N	Missouri	70 54	281	H	Detroit Mercy	95 62																
48	N	Texas	52 69	226	A	Oakland	85 59	319	A	Western Mich.	79 42																
350	H	LIU Brooklyn	83 38	6	A	Marquette	74 85	146	H	Mt. St. Mary's	88 40																
6	A	Marquette	74 85																								
4	A	NC State	55 66																								

Non-Div I Games:

Mi chi gan

Average RPI	Win:	172	WON-LOST	WINNING	LAST 10	STRENGTH OF	OPP. STRENGTH	TEAM	ADJ.	CONF.	ADJ CONF.
Average RPI	Loss:	4	RECORD	PCT. RANK	GAMES	SCHEDULE	OF SCHEDULE	RPI	RPI	RPI	RPI
DIV. I ONLY		8- 1		22	1- 0	154	25	31	31	3	3
DIV. I NON-CONF.		8- 1		22	1- 0	154	25	31	31	3	3

TOTALS	RPI 1-25		RPI 26-50		W-L RECORDS	RPI 51-100		RPI 101-150		RPI 150+	
8- 1	1- 1		0- 0		OVERALL	0- 0		3- 0		4- 0	
6- 0	1- 0		0- 0		HOME	0- 0		3- 0		2- 0	
1- 0	0- 0		0- 0		AWAY	0- 0		0- 0		1- 0	
1- 1	0- 1		0- 0		NEUTRAL	0- 0		0- 0		1- 0	
8- 1	1- 1		0- 0		NON-CONFERENCE	0- 0		3- 0		4- 0	
6- 0	1- 0		0- 0		HOME	0- 0		3- 0		2- 0	
1- 0	0- 0		0- 0		AWAY	0- 0		0- 0		1- 0	
1- 1	0- 1		0- 0		NEUTRAL	0- 0		0- 0		1- 0	
0- 0	0- 0		0- 0		CONFERENCE	0- 0		0- 0		0- 0	
0- 0	0- 0		0- 0		HOME	0- 0		0- 0		0- 0	
0- 0	0- 0		0- 0		AWAY	0- 0		0- 0		0- 0	
0- 0	0- 0		0- 0		NEUTRAL	0- 0		0- 0		0- 0	

RPI 1-25				RPI 26-50				Team's RPI: 31				RPI 51-100				RPI 101+			
RPI	S	Opponent	Score	RPI	S	Opponent	Score					RPI	S	Opponent	Score				
4	N	NC State	74 78																
10	H	Oregon	88 82																

LAST 12 Division I GAMES:																			
210	H	Texas Southern	91 45	10	H	Oregon	88 82												
149	H	Virginia	91 66	226	A	Oakland	102 58												
245	N	Kennesaw St.	75 51	142	H	Bowling Green	99 69												
4	N	NC State	74 78																
108	H	Wright St.	84 68																
285	H	ETSU	75 53																

Non-Div I Games:

Michigan St.

Average RPI Win: 201		WON-LOST RECORD		WINNING PCT. RANK		LAST 10 GAMES		STRENGTH OF SCHEDULE		OPP. STRENGTH OF SCHEDULE		TEAM RPI		ADJ. RPI		CONF. RPI		ADJ CONF. RPI	
Average RPI Loss: 68																			
DIV. I ONLY		7- 2		51		1- 0		173		117		71		71		18		18	
DIV. I NON-CONF.		7- 2		51		1- 0		173		117		71		71		18		18	
TOTALS		RPI 1-25		RPI 26-50		W-L RECORDS		RPI 51-100		RPI 101-150		RPI 150+							
7- 2		0- 0		0- 1		OVERALL		0- 1		0- 0		7- 0							
3- 1		0- 0		0- 1		HOME		0- 0		0- 0		3- 0							
3- 1		0- 0		0- 0		AWAY		0- 1		0- 0		3- 0							
1- 0		0- 0		0- 0		NEUTRAL		0- 0		0- 0		1- 0							
7- 2		0- 0		0- 1		NON-CONFERENCE		0- 1		0- 0		7- 0							
3- 1		0- 0		0- 1		HOME		0- 0		0- 0		3- 0							
3- 1		0- 0		0- 0		AWAY		0- 1		0- 0		3- 0							
1- 0		0- 0		0- 0		NEUTRAL		0- 0		0- 0		1- 0							
0- 0		0- 0		0- 0		CONFERENCE		0- 0		0- 0		0- 0							
0- 0		0- 0		0- 0		HOME		0- 0		0- 0		0- 0							
0- 0		0- 0		0- 0		AWAY		0- 0		0- 0		0- 0							
0- 0		0- 0		0- 0		NEUTRAL		0- 0		0- 0		0- 0							

RPI	S	Opponent	Score	RPI	S	Opponent	Score	RPI	S	Opponent	Score	RPI	S	Opponent	Score
				50	H	Belmont	38 45	85	A	Tennessee Tech	64 68	153	H	Vanderbilt	65 58
												169	H	Georgia St.	69 54
												194	A	Furman	78 71
												203	A	Troy	67 64
												222	A	UNLV	66 62
												232	N	Dartmouth	70 58
												235	H	Mississippi Val.	101 51

LAST 12 Division I GAMES:															
				50	H	Belmont	38 45	222	A	UNLV	66 62				
				85	A	Tennessee Tech	64 68	203	A	Troy	67 64				
				194	A	Furman	78 71	169	H	Georgia St.	69 54				
				153	H	Vanderbilt	65 58	232	N	Dartmouth	70 58				
								235	H	Mississippi Val.	101 51				

Non-Div I Games:

Middle Tenn.

Average RPI Win:	257	WON-LOST	WINNING	LAST 10	STRENGTH OF	OPP. STRENGTH	TEAM	ADJ.	CONF.	ADJ CONF.
Average RPI Loss:	67	RECORD	PCT. RANK	GAMES	SCHEDULE	OF SCHEDULE	RPI	RPI	RPI	RPI
DIV. I ONLY	5- 5	159	1- 0	230	88	186	186	15	15	
DIV. I NON-CONF.	5- 5	159	1- 0	230	88	186	186	15	15	

TOTALS	RPI 1-25	RPI 26-50	W-L RECORDS	RPI 51-100	RPI 101-150	RPI 150+				
5- 5	0- 2	0- 1	OVERALL	0- 0	0- 2	5- 0				
2- 2	0- 1	0- 0	HOME	0- 0	0- 1	2- 0				
2- 3	0- 1	0- 1	AWAY	0- 0	0- 1	2- 0				
1- 0	0- 0	0- 0	NEUTRAL	0- 0	0- 0	1- 0				
5- 5	0- 2	0- 1	NON-CONFERENCE	0- 0	0- 2	5- 0				
2- 2	0- 1	0- 0	HOME	0- 0	0- 1	2- 0				
2- 3	0- 1	0- 1	AWAY	0- 0	0- 1	2- 0				
1- 0	0- 0	0- 0	NEUTRAL	0- 0	0- 0	1- 0				
0- 0	0- 0	0- 0	CONFERENCE	0- 0	0- 0	0- 0				
0- 0	0- 0	0- 0	HOME	0- 0	0- 0	0- 0				
0- 0	0- 0	0- 0	AWAY	0- 0	0- 0	0- 0				
0- 0	0- 0	0- 0	NEUTRAL	0- 0	0- 0	0- 0				

RPI 1-25				RPI 26-50				RPI 51-100				RPI 101+ Team's RPI: 186			
RPI	S	Opponent	Score	RPI	S	Opponent	Score	RPI	S	Opponent	Score	RPI	S	Opponent	Score
6	H	Marquette	74 83	43	A	Saint Mary's (CA)	71 73					126	H	Wisconsin	57 68
19	A	Indiana	66 68									140	A	Fresno St.	48 65
												175	A	North Dakota	64 46
												178	N	UC Riverside	56 54
												279	H	Columbia	78 65
												321	H	Purdue Fort Wayne	70 48
												330	A	North Dakota St.	57 55

LAST 12 Division I GAMES:															
330	A	North Dakota St.	57 55	321	H	Purdue Fort Wayne	70 48	6	H	Marquette	74 83				
175	A	North Dakota	64 46					178	N	UC Riverside	56 54				
126	H	Wisconsin	57 68	43	A	Saint Mary's (CA)	71 73	140	A	Fresno St.	48 65				
19	A	Indiana	66 68					279	H	Columbia	78 65				

Non-Div I Games:

Milwaukee

Average RPI Win:	158	WON-LOST	WINNING	LAST 10	STRENGTH OF	OPP. STRENGTH	TEAM	ADJ.	CONF.	ADJ CONF.
Average RPI Loss:	0	RECORD	PCT. RANK	GAMES	SCHEDULE	OF SCHEDULE	RPI	RPI	RPI	RPI

DIV. I ONLY	9- 0	1	1- 0	168	26	17	17	3	3
DIV. I NON-CONF.	9- 0	1	1- 0	168	26	17	17	3	3

TOTALS	RPI 1-25	RPI 26-50	W-L RECORDS	RPI 51-100	RPI 101-150	RPI 150+			
9- 0	1- 0	0- 0	OVERALL	1- 0	2- 0	5- 0			
7- 0	1- 0	0- 0	HOME	0- 0	1- 0	5- 0			
2- 0	0- 0	0- 0	AWAY	1- 0	1- 0	0- 0			
0- 0	0- 0	0- 0	NEUTRAL	0- 0	0- 0	0- 0			
9- 0	1- 0	0- 0	NON-CONFERENCE	1- 0	2- 0	5- 0			
7- 0	1- 0	0- 0	HOME	0- 0	1- 0	5- 0			
2- 0	0- 0	0- 0	AWAY	1- 0	1- 0	0- 0			
0- 0	0- 0	0- 0	NEUTRAL	0- 0	0- 0	0- 0			
0- 0	0- 0	0- 0	CONFERENCE	0- 0	0- 0	0- 0			
0- 0	0- 0	0- 0	HOME	0- 0	0- 0	0- 0			
0- 0	0- 0	0- 0	AWAY	0- 0	0- 0	0- 0			
0- 0	0- 0	0- 0	NEUTRAL	0- 0	0- 0	0- 0			

RPI S Opponent Score	RPI S Opponent Score	RPI S Opponent Score	RPI S Opponent Score
11 H Syracuse 72 68		59 A Xavier 78 53	118 A Boston College 77 69
			130 H San Diego 53 48
			151 H Air Force 67 50
			161 H Ark. -Pine Bluff 84 42
			248 H Cornell 65 45
			255 H New Hampshire 70 47
			292 H Incarnate Word 75 39
LAST 12 Division I GAMES:			
118 A Boston College 77 69	248 H Cornell 65 45	161 H Ark. -Pine Bluff 84 42	
292 H Incarnate Word 75 39	130 H San Diego 53 48	59 A Xavier 78 53	
151 H Air Force 67 50	255 H New Hampshire 70 47		
11 H Syracuse 72 68			

Non-Div I Games:

Minnesota

Average RPI	Win:	153	WON-LOST	WINNING	LAST 10	STRENGTH OF	OPP. STRENGTH	TEAM	ADJ.	CONF.	ADJ CONF.
Average RPI	Loss:	0	RECORD	PCT. RANK	GAMES	SCHEDULE	OF SCHEDULE	RPI	RPI	RPI	RPI
DIV. I ONLY		9- 0		1	1- 0	235	8	22	22	5	5
DIV. I NON-CONF.		9- 0		1	1- 0	235	8	22	22	5	5

TOTALS	RPI 1-25		RPI 26-50		W-L RECORDS	RPI 51-100		RPI 101-150		RPI 150+	
9- 0	1- 0		2- 0		OVERALL	0- 0		1- 0		5- 0	
6- 0	1- 0		1- 0		HOME	0- 0		0- 0		4- 0	
3- 0	0- 0		1- 0		AWAY	0- 0		1- 0		1- 0	
0- 0	0- 0		0- 0		NEUTRAL	0- 0		0- 0		0- 0	
9- 0	1- 0		2- 0		NON-CONFERENCE	0- 0		1- 0		5- 0	
6- 0	1- 0		1- 0		HOME	0- 0		0- 0		4- 0	
3- 0	0- 0		1- 0		AWAY	0- 0		1- 0		1- 0	
0- 0	0- 0		0- 0		NEUTRAL	0- 0		0- 0		0- 0	
0- 0	0- 0		0- 0		CONFERENCE	0- 0		0- 0		0- 0	
0- 0	0- 0		0- 0		HOME	0- 0		0- 0		0- 0	
0- 0	0- 0		0- 0		AWAY	0- 0		0- 0		0- 0	
0- 0	0- 0		0- 0		NEUTRAL	0- 0		0- 0		0- 0	

RPI	S	Opponent	Score	RPI	S	Opponent	Score	RPI	S	Opponent	Score	RPI	S	Opponent	Score
6	H	Marquette	87 82	26	H	Lamar University	104 53					149	A	Virginia	72 44
				48	A	Texas	67 49					176	A	Little Rock	98 63
												194	H	Furman	106 41
												199	H	Southeast Mo. St.	88 53
												261	H	Coppin St.	110 38
												316	H	Jackson St.	105 38

LAST 12 Division I GAMES:															
				48	A	Texas	67 49	6	H	Marquette	87 82				
				176	A	Little Rock	98 63	149	A	Virginia	72 44				
				316	H	Jackson St.	105 38	199	H	Southeast Mo. St.	88 53				
				194	H	Furman	106 41								
				261	H	Coppin St.	110 38								
				26	H	Lamar University	104 53								

Non-Div I Games:

Mississippi St.

Average RPI Win:	344	WON-LOST	WINNING	LAST 10	STRENGTH OF	OPP. STRENGTH	TEAM	ADJ.	CONF.	ADJ CONF.
Average RPI Loss:	163	RECORD	PCT. RANK	GAMES	SCHEDULE	OF SCHEDULE	RPI	RPI	RPI	RPI
DIV. I ONLY	1- 7	307	0- 1	68	336	235	235	27	27	
DIV. I NON-CONF.	1- 7	307	0- 1	68	336	235	235	27	27	

TOTALS	RPI 1-25	RPI 26-50	W-L RECORDS	RPI 51-100	RPI 101-150	RPI 150+				
1- 7	0- 0	0- 1	OVERALL	0- 1	0- 0	1- 5				
0- 0	0- 0	0- 0	HOME	0- 0	0- 0	0- 0				
1- 6	0- 0	0- 1	AWAY	0- 1	0- 0	1- 4				
0- 1	0- 0	0- 0	NEUTRAL	0- 0	0- 0	0- 1				
1- 7	0- 0	0- 1	NON-CONFERENCE	0- 1	0- 0	1- 5				
0- 0	0- 0	0- 0	HOME	0- 0	0- 0	0- 0				
1- 6	0- 0	0- 1	AWAY	0- 1	0- 0	1- 4				
0- 1	0- 0	0- 0	NEUTRAL	0- 0	0- 0	0- 1				
0- 0	0- 0	0- 0	CONFERENCE	0- 0	0- 0	0- 0				
0- 0	0- 0	0- 0	HOME	0- 0	0- 0	0- 0				
0- 0	0- 0	0- 0	AWAY	0- 0	0- 0	0- 0				
0- 0	0- 0	0- 0	NEUTRAL	0- 0	0- 0	0- 0				

RPI 1-25				RPI 26-50				RPI 51-100				RPI 101+				Team's RPI: 235
RPI	S	Opponent	Score	RPI	S	Opponent	Score	RPI	S	Opponent	Score	RPI	S	Opponent	Score	
				42	A	TCU	47 96	71	A	Middle Tenn.	51 101	171	A	SMU	47 62	
												192	A	Nicholls St.	47 72	
												203	N	Troy	54 75	
												214	A	La. -Monroe	65 72	
												246	A	Southern Miss.	60 67	
												344	A	Austin Peay	95 89	
LAST 12 Division I GAMES:																
				71	A	Middle Tenn.	51 101	214	A	La. -Monroe	65 72					
				344	A	Austin Peay	95 89	192	A	Nicholls St.	47 72					
				171	A	SMU	47 62	203	N	Troy	54 75					
				42	A	TCU	47 96	246	A	Southern Miss.	60 67					

Non-Div I Games:

Mississippi Val.

Average RPI Win:	180	WON-LOST	WINNING	LAST 10	STRENGTH OF	OPP. STRENGTH	TEAM	ADJ.	CONF.	ADJ CONF.
Average RPI Loss:	34	RECORD	PCT. RANK	GAMES	SCHEDULE	OF SCHEDULE	RPI	RPI	RPI	RPI
DIV. I ONLY	8- 2	46	1- 0	212	53	77	77	5	5	
DIV. I NON-CONF.	8- 2	46	1- 0	212	53	77	77	5	5	

TOTALS	RPI 1-25	RPI 26-50	W-L RECORDS	RPI 51-100	RPI 101-150	RPI 150+				
8- 2	0- 1	1- 1	OVERALL	1- 0	0- 0	6- 0				
3- 1	0- 1	0- 0	HOME	0- 0	0- 0	3- 0				
3- 0	0- 0	0- 0	AWAY	0- 0	0- 0	3- 0				
2- 1	0- 0	1- 1	NEUTRAL	1- 0	0- 0	0- 0				
8- 2	0- 1	1- 1	NON-CONFERENCE	1- 0	0- 0	6- 0				
3- 1	0- 1	0- 0	HOME	0- 0	0- 0	3- 0				
3- 0	0- 0	0- 0	AWAY	0- 0	0- 0	3- 0				
2- 1	0- 0	1- 1	NEUTRAL	1- 0	0- 0	0- 0				
0- 0	0- 0	0- 0	CONFERENCE	0- 0	0- 0	0- 0				
0- 0	0- 0	0- 0	HOME	0- 0	0- 0	0- 0				
0- 0	0- 0	0- 0	AWAY	0- 0	0- 0	0- 0				
0- 0	0- 0	0- 0	NEUTRAL	0- 0	0- 0	0- 0				

RPI	S	Opponent	Score	RPI	S	Opponent	Score	RPI	S	Opponent	Score	RPI	S	Opponent	Score
23	H	Green Bay	49 56	44	N	Michigan	54 70	76	N	Quinnipiac	65 51	188	A	Saint Louis	74 62
				45	N	Duke	62 54					209	A	West Virginia	68 51
												213	H	SIUE	59 36
												219	H	UMKC	66 59
												238	H	Missouri St.	65 61
												251	A	Western Ill.	89 64

LAST 12 Division I GAMES:															
				45	N	Duke	62 54	188	A	Saint Louis	74 62				
				76	N	Quinnipiac	65 51	219	H	UMKC	66 59				
				238	H	Missouri St.	65 61	209	A	West Virginia	68 51				
				251	A	Western Ill.	89 64	44	N	Michigan	54 70				
								213	H	SIUE	59 36				
								23	H	Green Bay	49 56				

Non-Div I Games:

Missouri

Average RPI Win:	296	WON-LOST	WINNING	LAST 10	STRENGTH OF	OPP. STRENGTH	TEAM	ADJ.	CONF.	ADJ CONF.
Average RPI Loss:	126	RECORD	PCT. RANK	GAMES	SCHEDULE	OF SCHEDULE	RPI	RPI	RPI	RPI
DIV. I ONLY	1- 6	301	0- 1	55	222	238	238	14	14	
DIV. I NON-CONF.	1- 6	301	0- 1	55	222	238	238	14	14	

TOTALS	RPI 1-25	RPI 26-50	W-L RECORDS	RPI 51-100	RPI 101-150	RPI 150+				
1- 6	0- 2	0- 0	OVERALL	0- 1	0- 1	1- 2				
1- 1	0- 1	0- 0	HOME	0- 0	0- 0	1- 0				
0- 5	0- 1	0- 0	AWAY	0- 1	0- 1	0- 2				
0- 0	0- 0	0- 0	NEUTRAL	0- 0	0- 0	0- 0				
1- 6	0- 2	0- 0	NON-CONFERENCE	0- 1	0- 1	1- 2				
1- 1	0- 1	0- 0	HOME	0- 0	0- 0	1- 0				
0- 5	0- 1	0- 0	AWAY	0- 1	0- 1	0- 2				
0- 0	0- 0	0- 0	NEUTRAL	0- 0	0- 0	0- 0				
0- 0	0- 0	0- 0	CONFERENCE	0- 0	0- 0	0- 0				
0- 0	0- 0	0- 0	HOME	0- 0	0- 0	0- 0				
0- 0	0- 0	0- 0	AWAY	0- 0	0- 0	0- 0				
0- 0	0- 0	0- 0	NEUTRAL	0- 0	0- 0	0- 0				

RPI 1-25				RPI 26-50				RPI 51-100				RPI 101+ Team's RPI: 238			
RPI	S	Opponent	Score	RPI	S	Opponent	Score	RPI	S	Opponent	Score	RPI	S	Opponent	Score
18	H	South Dakota	74 85					77	A	Missouri	61 65	123	A	Santa Clara	73 77
19	A	Indiana	74 98									234	A	Wichita St.	60 63
												283	A	North Texas	76 83
												296	H	Ball St.	74 54

LAST 12 Division I GAMES:															
19	A	Indiana	74 98	296	H	Ball St.	74 54	77	A	Missouri	61 65				
18	H	South Dakota	74 85					234	A	Wichita St.	60 63				
283	A	North Texas	76 83												
123	A	Santa Clara	73 77												

Non-Div I Games:

Missouri St.

Average RPI	Win: 256	WON-LOST RECORD	WINNING PCT. RANK	LAST 10 GAMES	STRENGTH OF SCHEDULE	OPP. STRENGTH OF SCHEDULE	TEAM RPI	ADJ. RPI	CONF. RPI	ADJ. CONF. RPI
Average RPI	Loss: 148									
DIV. I ONLY		3- 5	218	0- 1	105	292	168	168	28	28
DIV. I NON-CONF.		3- 5	218	0- 1	105	292	168	168	28	28

TOTALS	RPI 1-25		RPI 26-50		W-L RECORDS		RPI 51-100		RPI 101-150	RPI 150+
3- 5	0- 0		0- 1		OVERALL		0- 1		0- 0	3- 3
1- 1	0- 0		0- 0		HOME		0- 1		0- 0	1- 0
2- 4	0- 0		0- 1		AWAY		0- 0		0- 0	2- 3
0- 0	0- 0		0- 0		NEUTRAL		0- 0		0- 0	0- 0
3- 5	0- 0		0- 1		NON-CONFERENCE		0- 1		0- 0	3- 3
1- 1	0- 0		0- 0		HOME		0- 1		0- 0	1- 0
2- 4	0- 0		0- 1		AWAY		0- 0		0- 0	2- 3
0- 0	0- 0		0- 0		NEUTRAL		0- 0		0- 0	0- 0
0- 0	0- 0		0- 0		CONFERENCE		0- 0		0- 0	0- 0
0- 0	0- 0		0- 0		HOME		0- 0		0- 0	0- 0
0- 0	0- 0		0- 0		AWAY		0- 0		0- 0	0- 0
0- 0	0- 0		0- 0		NEUTRAL		0- 0		0- 0	0- 0

RPI 1-25				RPI 26-50				RPI 51-100				RPI 101+ Team's RPI: 168			
RPI	S	Opponent	Score	RPI	S	Opponent	Score	RPI	S	Opponent	Score	RPI	S	Opponent	Score
				37	A	Virginia Tech	49 82	58	H	Bucknell	32 70	156	A	Lehigh	48 63
												173	A	East Carolina	67 73
												211	A	Sacred Heart	55 50
												217	A	George Washington	55 51
												317	A	Lafayette	69 73
												340	H	Albany (NY)	64 56
LAST 12 Division I GAMES:															
				340	H	Albany (NY)	64 56	317	A	Lafayette	69 73				
				37	A	Virginia Tech	49 82	217	A	George Washington	55 51				
				156	A	Lehigh	48 63	211	A	Sacred Heart	55 50				
				173	A	East Carolina	67 73								
				58	H	Bucknell	32 70								

Non-Div I Games:

Monmouth

Average RPI	Win:	192	WON-LOST	WINNING	LAST 10	STRENGTH OF	OPP. STRENGTH	TEAM	ADJ.	CONF.	ADJ CONF.
Average RPI	Loss:	37	RECORD	PCT. RANK	GAMES	SCHEDULE	OF SCHEDULE	RPI	RPI	RPI	RPI
DIV. I ONLY		3- 3		159	1- 0	12	239	57	57	11	11
DIV. I NON-CONF.		3- 3		159	1- 0	12	239	57	57	11	11

TOTALS	RPI 1-25		RPI 26-50		W-L RECORDS	RPI 51-100		RPI 101-150		RPI 150+	
3- 3	0- 2		0- 0		OVERALL	0- 1		2- 0		1- 0	
2- 1	0- 1		0- 0		HOME	0- 0		2- 0		0- 0	
1- 2	0- 1		0- 0		AWAY	0- 1		0- 0		1- 0	
0- 0	0- 0		0- 0		NEUTRAL	0- 0		0- 0		0- 0	
3- 3	0- 2		0- 0		NON-CONFERENCE	0- 1		2- 0		1- 0	
2- 1	0- 1		0- 0		HOME	0- 0		2- 0		0- 0	
1- 2	0- 1		0- 0		AWAY	0- 1		0- 0		1- 0	
0- 0	0- 0		0- 0		NEUTRAL	0- 0		0- 0		0- 0	
0- 0	0- 0		0- 0		CONFERENCE	0- 0		0- 0		0- 0	
0- 0	0- 0		0- 0		HOME	0- 0		0- 0		0- 0	
0- 0	0- 0		0- 0		AWAY	0- 0		0- 0		0- 0	
0- 0	0- 0		0- 0		NEUTRAL	0- 0		0- 0		0- 0	

RPI 1-25				RPI 26-50				RPI 51-100 Team's RPI: 57				RPI 101+			
RPI	S	Opponent	Score	RPI	S	Opponent	Score	RPI	S	Opponent	Score	RPI	S	Opponent	Score
16	A	Gonzaga	52 76					78	A	Ari zona	51 100	113	H	UC Davi s	62 56
18	H	South Dakota	41 64									122	H	Northern Ill.	86 70
												342	A	Grand Canyon	69 47

LAST 12 Division I GAMES:															
				113	H	UC Davi s	62 56	342	A	Grand Canyon	69 47				
								78	A	Ari zona	51 100				
								122	H	Northern Ill.	86 70				
								18	H	South Dakota	41 64				
								16	A	Gonzaga	52 76				

Non-Div I Games: Providence (MT) 90 45

Montana

Average RPI Win: 229 WON-LOST WINNING LAST 10
Average RPI Loss: 44 RECORD PCT. RANK GAMES STRENGTH OF OPP. STRENGTH TEAM ADJ. CONF. ADJ CONF.
SCHEDULE OF SCHEDULE RPI RPI RPI RPI

DIV. I ONLY	3- 4	201	1- 0	118	43	106	106	11	11
DIV. I NON-CONF.	3- 4	201	1- 0	118	43	106	106	11	11
TOTALS	RPI 1-25	RPI 26-50	W-L RECORDS	RPI 51-100	RPI 101-150	RPI 150+			
3- 4	0- 1	0- 2	OVERALL	0- 1	0- 0	3- 0			
1- 0	0- 0	0- 0	HOME	0- 0	0- 0	1- 0			
1- 4	0- 1	0- 2	AWAY	0- 1	0- 0	1- 0			
1- 0	0- 0	0- 0	NEUTRAL	0- 0	0- 0	1- 0			
3- 4	0- 1	0- 2	NON-CONFERENCE	0- 1	0- 0	3- 0			
1- 0	0- 0	0- 0	HOME	0- 0	0- 0	1- 0			
1- 4	0- 1	0- 2	AWAY	0- 1	0- 0	1- 0			
1- 0	0- 0	0- 0	NEUTRAL	0- 0	0- 0	1- 0			
0- 0	0- 0	0- 0	CONFERENCE	0- 0	0- 0	0- 0			
0- 0	0- 0	0- 0	HOME	0- 0	0- 0	0- 0			
0- 0	0- 0	0- 0	AWAY	0- 0	0- 0	0- 0			
0- 0	0- 0	0- 0	NEUTRAL	0- 0	0- 0	0- 0			

RPI	S	Opponent	Score	RPI	S	Opponent	Score	RPI	S	Opponent	Score	RPI	S	Opponent	Score	Team's RPI: 106
6	A	Marquette	52 100	40	A	Wyomi ng	58 66	89	A	SFA	53 60	204	A	Texas St.	67 59	
				42	A	TCU	49 71					206	N	Del aware	69 60	
												277	H	Long Beach St.	85 62	
LAST 12 Division I GAMES:																
				42	A	TCU	49 71	204	A	Texas St.	67 59					
				89	A	SFA	53 60									
				277	H	Long Beach St.	85 62									
				40	A	Wyomi ng	58 66									
				206	N	Del aware	69 60									
				6	A	Marquette	52 100									

Non-Div I Games: Carroll (MT) 64 48

Montana St.

Average RPI	Win: 295	WON-LOST	WINNING	LAST 10	STRENGTH OF	OPP. STRENGTH	TEAM	ADJ.	CONF.	ADJ CONF.
Average RPI	Loss: 120	RECORD	PCT. RANK	GAMES	SCHEDULE	OF SCHEDULE	RPI	RPI	RPI	RPI
DIV. I ONLY	5- 2	81	1- 0	311	285	215	215	21	21	
DIV. I NON-CONF.	5- 2	81	1- 0	311	285	215	215	21	21	

TOTALS	RPI 1-25	RPI 26-50	W-L RECORDS	RPI 51-100	RPI 101-150	RPI 150+				
5- 2	0- 1	0- 0	OVERALL	0- 0	0- 0	5- 1				
3- 1	0- 0	0- 0	HOME	0- 0	0- 0	3- 1				
2- 1	0- 1	0- 0	AWAY	0- 0	0- 0	2- 0				
0- 0	0- 0	0- 0	NEUTRAL	0- 0	0- 0	0- 0				
5- 2	0- 1	0- 0	NON-CONFERENCE	0- 0	0- 0	5- 1				
3- 1	0- 0	0- 0	HOME	0- 0	0- 0	3- 1				
2- 1	0- 1	0- 0	AWAY	0- 0	0- 0	2- 0				
0- 0	0- 0	0- 0	NEUTRAL	0- 0	0- 0	0- 0				
0- 0	0- 0	0- 0	CONFERENCE	0- 0	0- 0	0- 0				
0- 0	0- 0	0- 0	HOME	0- 0	0- 0	0- 0				
0- 0	0- 0	0- 0	AWAY	0- 0	0- 0	0- 0				
0- 0	0- 0	0- 0	NEUTRAL	0- 0	0- 0	0- 0				

RPI 1-25				RPI 26-50				RPI 51-100				RPI 101+				Team's RPI: 215
RPI	S	Opponent	Score	RPI	S	Opponent	Score	RPI	S	Opponent	Score	RPI	S	Opponent	Score	
15	A	Kentucky	57 87									224	H	St. Francis Brooklyn	94 101	
												258	H	Valparaiso	68 62	
												259	A	Gardner-Webb	84 69	
												286	A	N. C. A&T	72 67	
												325	H	Chicago St.	104 68	
												347	H	Evansville	85 63	

LAST 12 Division I GAMES:																
				286	A	N. C. A&T	72 67	347	H	Evansville	85 63					
								15	A	Kentucky	57 87					
								224	H	St. Francis Brooklyn	94 101					
								325	H	Chicago St.	104 68					
								258	H	Valparaiso	68 62					
								259	A	Gardner-Webb	84 69					

Non-Div I Games: Alice Lloyd 121 56 Ky. Christian 119 28

Morehead St.

Average RPI Win: 0
 Average RPI Loss: 188
 WON-LOST RECORD
 WINNING PCT. RANK
 LAST 10 GAMES
 STRENGTH OF SCHEDULE
 OPP. STRENGTH OF SCHEDULE
 TEAM RPI
 ADJ. RPI
 CONF. RPI
 ADJ CONF. RPI

DIV. I ONLY	0- 8	327	0- 1	266	214	339	339	32	32
DIV. I NON-CONF.	0- 8	327	0- 1	266	214	339	339	32	32

TOTALS	RPI 1-25	RPI 26-50	W-L RECORDS	RPI 51-100	RPI 101-150	RPI 150+			
0- 8	0- 0	0- 1	OVERALL	0- 1	0- 1	0- 5			
0- 1	0- 0	0- 0	HOME	0- 0	0- 0	0- 1			
0- 4	0- 0	0- 0	AWAY	0- 1	0- 0	0- 3			
0- 3	0- 0	0- 1	NEUTRAL	0- 0	0- 1	0- 1			
0- 8	0- 0	0- 1	NON-CONFERENCE	0- 1	0- 1	0- 5			
0- 1	0- 0	0- 0	HOME	0- 0	0- 0	0- 1			
0- 4	0- 0	0- 0	AWAY	0- 1	0- 0	0- 3			
0- 3	0- 0	0- 1	NEUTRAL	0- 0	0- 1	0- 1			
0- 0	0- 0	0- 0	CONFERENCE	0- 0	0- 0	0- 0			
0- 0	0- 0	0- 0	HOME	0- 0	0- 0	0- 0			
0- 0	0- 0	0- 0	AWAY	0- 0	0- 0	0- 0			
0- 0	0- 0	0- 0	NEUTRAL	0- 0	0- 0	0- 0			

RPI 1-25				RPI 26-50				RPI 51-100				RPI 101+ Team's RPI: 339			
RPI	S	Opponent	Score	RPI	S	Opponent	Score	RPI	S	Opponent	Score	RPI	S	Opponent	Score
				49	N	Maryland	44 68	89	A	SFA	42 69	150	N	Georgia	33 60
												158	A	Hartford	59 80
												160	A	Western Ky.	43 90
												266	H	Central Conn. St.	36 60
												309	N	Niagara	57 67
												320	A	FIU	50 59

LAST 12 Division I GAMES:															
				309	N	Niagara	57 67	150	N	Georgia	33 60				
				320	A	FIU	50 59	89	A	SFA	42 69				
				160	A	Western Ky.	43 90	158	A	Hartford	59 80				
				266	H	Central Conn. St.	36 60								
				49	N	Maryland	44 68								

Non-Div I Games: Washington Adventist 60 43 Lincoln (PA) 46 51

Morgan St.

Average RPI Win: 333

Average RPI Loss: 166

WON-LOST
RECORDWINNING
PCT. RANKLAST 10
GAMESSTRENGTH OF
SCHEDULEOPP. STRENGTH
OF SCHEDULETEAM
RPIADJ.
RPICONF.
RPIADJ CONF.
RPIDIV. I ONLY
DIV. I NON-CONF.2- 3
2- 3206
2060- 1
0- 1309
309314
314322
322322
32221
2121
21

TOTALS

RPI 1-25

RPI 26-50

W-L RECORDS

RPI 51-100

RPI 101-150

RPI 150+

2- 3
2- 1
0- 2
0- 00- 0
0- 0
0- 0
0- 00- 0
0- 0
0- 0
0- 0OVERALL
HOME
AWAY
NEUTRAL0- 1
0- 0
0- 1
0- 00- 0
0- 0
0- 0
0- 02- 2
2- 1
0- 1
0- 02- 3
2- 1
0- 2
0- 00- 0
0- 0
0- 0
0- 00- 0
0- 0
0- 0
0- 0NON-CONFERENCE
HOME
AWAY
NEUTRAL0- 1
0- 0
0- 1
0- 00- 0
0- 0
0- 0
0- 02- 2
2- 1
0- 1
0- 00- 0
0- 0
0- 0
0- 00- 0
0- 0
0- 0
0- 00- 0
0- 0
0- 0
0- 0CONFERENCE
HOME
AWAY
NEUTRAL0- 0
0- 0
0- 0
0- 00- 0
0- 0
0- 0
0- 00- 0
0- 0
0- 0
0- 0

RPI 1-25

RPI 26-50

RPI 51-100

RPI 101+

Team's RPI: 322

RPI S Opponent Score

RPI S Opponent Score

RPI S Opponent Score

RPI S Opponent Score

67 A Butler 65 86

159 A Arkansas St. 63 74

272 H Alabama A&M 53 59

318 H Lipscomb 97 61

347 H Evansville 81 53

LAST 12 Division I GAMES:

272 H Alabama A&M 53 59 318 H Lipscomb 97 61

159 A Arkansas St. 63 74 67 A Butler 65 86

347 H Evansville 81 53

Non-Div I Games:

Oakland City

113 55

Murray St.

N
•
C
•
A
&
T

N
•
C
•
A
&
T

N. C. A&T

Average RPI Win:	0	WON-LOST	WINNING	LAST 10	STRENGTH OF	OPP. STRENGTH	TEAM	ADJ.	CONF.	ADJ CONF.
Average RPI Loss:	204	RECORD	PCT. RANK	GAMES	SCHEDULE	OF SCHEDULE	RPI	RPI	RPI	RPI
DIV. I ONLY	0- 7	327	0- 1	285	304	345	345	32	32	
DIV. I NON-CONF.	0- 7	327	0- 1	285	304	345	345	32	32	

TOTALS	RPI 1-25	RPI 26-50	W-L RECORDS	RPI 51-100	RPI 101-150	RPI 150+				
0- 7	0- 1	0- 0	OVERALL	0- 0	0- 0	0- 6				
0- 4	0- 0	0- 0	HOME	0- 0	0- 0	0- 4				
0- 3	0- 1	0- 0	AWAY	0- 0	0- 0	0- 2				
0- 0	0- 0	0- 0	NEUTRAL	0- 0	0- 0	0- 0				
0- 7	0- 1	0- 0	NON-CONFERENCE	0- 0	0- 0	0- 6				
0- 4	0- 0	0- 0	HOME	0- 0	0- 0	0- 4				
0- 3	0- 1	0- 0	AWAY	0- 0	0- 0	0- 2				
0- 0	0- 0	0- 0	NEUTRAL	0- 0	0- 0	0- 0				
0- 0	0- 0	0- 0	CONFERENCE	0- 0	0- 0	0- 0				
0- 0	0- 0	0- 0	HOME	0- 0	0- 0	0- 0				
0- 0	0- 0	0- 0	AWAY	0- 0	0- 0	0- 0				
0- 0	0- 0	0- 0	NEUTRAL	0- 0	0- 0	0- 0				

RPI 1-25				RPI 26-50				RPI 51-100				RPI 101+ Team's RPI: 345			
RPI	S	Opponent	Score	RPI	S	Opponent	Score	RPI	S	Opponent	Score	RPI	S	Opponent	Score
24	A	Iowa	39 106									183	A	Winthrop	41 66
												197	H	UNCW	82 89
												207	H	Coastal Caro.	66 89
												221	H	Elon	54 83
												275	A	High Point	69 80
												324	H	USC Upstate	63 82

LAST 12 Division I GAMES:															
207	H	Coastal Caro.	66 89	24	A	Iowa	39 106	183	A	Winthrop	41 66	221	H	Elon	54 83
324	H	USC Upstate	63 82	275	A	High Point	69 80								
197	H	UNCW	82 89												

Non-Div I Games: Johnson & Wales (NC) 43

N. C. Central

N
C
S
t
a
t
e

NC State					Through Games Of Dec. 10, 2018						
Average RPI	Win:	113	WON-LOST	WINNING	LAST 10	STRENGTH OF	OPP. STRENGTH	TEAM	ADJ.	CONF.	ADJ CONF.
Average RPI	Loss:	0	RECORD	PCT. RANK	GAMES	SCHEDULE	OF SCHEDULE	RPI	RPI	RPI	RPI
DIV. I ONLY		10- 0	1	1- 0	28	51	4	4	1	1	
DIV. I NON-CONF.		10- 0	1	1- 0	28	51	4	4	1	1	

TOTALS		RPI 1-25	RPI 26-50		W-L RECORDS		RPI 51-100	RPI 101-150	RPI 150+		
10- 0		0- 0	4- 0		OVERALL		1- 0	0- 0	5- 0		
7- 0		0- 0	3- 0		HOME		1- 0	0- 0	3- 0		
1- 0		0- 0	0- 0		AWAY		0- 0	0- 0	1- 0		
2- 0		0- 0	1- 0		NEUTRAL		0- 0	0- 0	1- 0		
10- 0		0- 0	4- 0		NON-CONFERENCE		1- 0	0- 0	5- 0		
7- 0		0- 0	3- 0		HOME		1- 0	0- 0	3- 0		
1- 0		0- 0	0- 0		AWAY		0- 0	0- 0	1- 0		
2- 0		0- 0	1- 0		NEUTRAL		0- 0	0- 0	1- 0		
0- 0		0- 0	0- 0		CONFERENCE		0- 0	0- 0	0- 0		
0- 0		0- 0	0- 0		HOME		0- 0	0- 0	0- 0		
0- 0		0- 0	0- 0		AWAY		0- 0	0- 0	0- 0		
0- 0		0- 0	0- 0		NEUTRAL		0- 0	0- 0	0- 0		

RPI 1-25		Team's RPI: 4	RPI 26-50			RPI 51-100			RPI 101+		
RPI	S	Opponent	Score	RPI	S	Opponent	Score	RPI	S	Opponent	Score
27	H	Old Domini on	85 56	93	H	Radford	75 58	153	H	Vanderbi l t	74 54
31	N	Mi chi gan St.	78 74					165	H	Kent St.	78 61
44	H	Mi chi gan	66 55					170	A	Georgetown	76 65
50	H	Bel mont	77 62					177	H	Hampton	83 51
								217	N	George Washi ngton	69 61

LAST 12 Di vi si on I GAMES:											
27	H	Old Domini on	85 56	170	A	Georgetown	76 65				
44	H	Mi chi gan	66 55	177	H	Hampton	83 51				
217	N	George Washi ngton	69 61	165	H	Kent St.	78 61				
31	N	Mi chi gan St.	78 74	50	H	Bel mont	77 62				
93	H	Radford	75 58								
153	H	Vanderbi l t	74 54								

N
C
S
t
a
t
e

Non-Di v I Games:

NC State

Average RPI Win:	339	WON-LOST	WINNING	LAST 10	STRENGTH OF	OPP. STRENGTH	TEAM	ADJ.	CONF.	ADJ CONF.
Average RPI Loss:	246	RECORD	PCT. RANK	GAMES	SCHEDULE	OF SCHEDULE	RPI	RPI	RPI	RPI
DIV. I ONLY	2- 8	288	1- 0	326	331	341	341	26	26	
DIV. I NON-CONF.	2- 8	288	1- 0	326	331	341	341	26	26	

TOTALS	RPI 1-25	RPI 26-50	W-L RECORDS	RPI 51-100	RPI 101-150	RPI 150+				
2- 8	0- 0	0- 0	OVERALL	0- 0	0- 1	2- 7				
1- 2	0- 0	0- 0	HOME	0- 0	0- 0	1- 2				
1- 6	0- 0	0- 0	AWAY	0- 0	0- 1	1- 5				
0- 0	0- 0	0- 0	NEUTRAL	0- 0	0- 0	0- 0				
2- 8	0- 0	0- 0	NON-CONFERENCE	0- 0	0- 1	2- 7				
1- 2	0- 0	0- 0	HOME	0- 0	0- 0	1- 2				
1- 6	0- 0	0- 0	AWAY	0- 0	0- 1	1- 5				
0- 0	0- 0	0- 0	NEUTRAL	0- 0	0- 0	0- 0				
0- 0	0- 0	0- 0	CONFERENCE	0- 0	0- 0	0- 0				
0- 0	0- 0	0- 0	HOME	0- 0	0- 0	0- 0				
0- 0	0- 0	0- 0	AWAY	0- 0	0- 0	0- 0				
0- 0	0- 0	0- 0	NEUTRAL	0- 0	0- 0	0- 0				

RPI 1-25				RPI 26-50				RPI 51-100				RPI 101+ Team's RPI: 341			
RPI	S	Opponent	Score	RPI	S	Opponent	Score	RPI	S	Opponent	Score	RPI	S	Opponent	Score
												124	A	Penn	42 85
												199	H	Southeast Mo. St.	58 68
												209	A	West Virginia	50 95
												249	A	Rider	46 67
												273	A	Howard	57 77
												282	A	Saint Peter's	57 70
												297	H	Vermont	63 71
												327	H	Western Caro.	79 71
												337	A	Fairleigh Dickinson	43 64
												350	A	LIU Brooklyn	72 51
LAST 12 Division I GAMES:															
327	H	Western Caro.	79 71	350	A	LIU Brooklyn	72 51	297	H	Vermont	63 71				
337	A	Fairleigh Dickinson	43 64	249	A	Rider	46 67	199	H	Southeast Mo. St.	58 68				
124	A	Penn	42 85												
209	A	West Virginia	50 95												
273	A	Howard	57 77												
282	A	Saint Peter's	57 70												

Non-Div I Games:

NJIT

Average RPI Win:	229	WON-LOST	WINNING	LAST 10	STRENGTH OF	OPP. STRENGTH	TEAM	ADJ.	CONF.	ADJ CONF.
Average RPI Loss:	129	RECORD	PCT. RANK	GAMES	SCHEDULE	OF SCHEDULE	RPI	RPI	RPI	RPI
DIV. I ONLY	3- 4	201	0- 1	147	211	180	180	20	20	
DIV. I NON-CONF.	3- 4	201	0- 1	147	211	180	180	20	20	

TOTALS	RPI 1-25	RPI 26-50	W-L RECORDS	RPI 51-100	RPI 101-150	RPI 150+				
3- 4	0- 1	0- 0	OVERALL	0- 0	0- 2	3- 1				
1- 2	0- 0	0- 0	HOME	0- 0	0- 2	1- 0				
2- 2	0- 1	0- 0	AWAY	0- 0	0- 0	2- 1				
0- 0	0- 0	0- 0	NEUTRAL	0- 0	0- 0	0- 0				
3- 4	0- 1	0- 0	NON-CONFERENCE	0- 0	0- 2	3- 1				
1- 2	0- 0	0- 0	HOME	0- 0	0- 2	1- 0				
2- 2	0- 1	0- 0	AWAY	0- 0	0- 0	2- 1				
0- 0	0- 0	0- 0	NEUTRAL	0- 0	0- 0	0- 0				
0- 0	0- 0	0- 0	CONFERENCE	0- 0	0- 0	0- 0				
0- 0	0- 0	0- 0	HOME	0- 0	0- 0	0- 0				
0- 0	0- 0	0- 0	AWAY	0- 0	0- 0	0- 0				
0- 0	0- 0	0- 0	NEUTRAL	0- 0	0- 0	0- 0				

RPI 1-25				RPI 26-50				RPI 51-100				RPI 101+				Team's RPI: 180
RPI	S	Opponent	Score	RPI	S	Opponent	Score	RPI	S	Opponent	Score	RPI	S	Opponent	Score	
20	A	Col orado	43 59									116	H	Marist	48 72	
												124	H	Penn	61 65	
												151	A	Ai r Force	54 47	
												249	A	Ri der	66 60	
												256	A	Norfol k St.	58 65	
												286	H	N. C. A&T	72 49	

LAST 12 Division I GAMES:																
				116	H	Marist	48 72	20	A	Col orado	43 59					
								151	A	Ai r Force	54 47					
								249	A	Ri der	66 60					
								286	H	N. C. A&T	72 49					
								124	H	Penn	61 65					
								256	A	Norfol k St.	58 65					

Non-Div I Games: Catholic 81 36

Navy

Average RPI	Win: 185	WON-LOST	WINNING	LAST 10	STRENGTH OF	OPP. STRENGTH	TEAM	ADJ.	CONF.	ADJ CONF.
Average RPI	Loss: 65	RECORD	PCT. RANK	GAMES	SCHEDULE	OF SCHEDULE	RPI	RPI	RPI	RPI
DIV. I ONLY	4- 5	192	1- 0	59	65	121	121	3	3	
DIV. I NON-CONF.	4- 5	192	1- 0	59	65	121	121	3	3	

TOTALS	RPI 1-25	RPI 26-50	W-L RECORDS	RPI 51-100	RPI 101-150	RPI 150+				
4- 5	0- 3	0- 0	OVERALL	2- 0	0- 1	2- 1				
3- 1	0- 1	0- 0	HOME	1- 0	0- 0	2- 0				
0- 4	0- 2	0- 0	AWAY	0- 0	0- 1	0- 1				
1- 0	0- 0	0- 0	NEUTRAL	1- 0	0- 0	0- 0				
4- 5	0- 3	0- 0	NON-CONFERENCE	2- 0	0- 1	2- 1				
3- 1	0- 1	0- 0	HOME	1- 0	0- 0	2- 0				
0- 4	0- 2	0- 0	AWAY	0- 0	0- 1	0- 1				
1- 0	0- 0	0- 0	NEUTRAL	1- 0	0- 0	0- 0				
0- 0	0- 0	0- 0	CONFERENCE	0- 0	0- 0	0- 0				
0- 0	0- 0	0- 0	HOME	0- 0	0- 0	0- 0				
0- 0	0- 0	0- 0	AWAY	0- 0	0- 0	0- 0				
0- 0	0- 0	0- 0	NEUTRAL	0- 0	0- 0	0- 0				

RPI 1-25				RPI 26-50				RPI 51-100				RPI 101+				Team's RPI: 121
RPI	S	Opponent	Score	RPI	S	Opponent	Score	RPI	S	Opponent	Score	RPI	S	Opponent	Score	
5	A	Louisville	68 85					93	N	Radford	77 39	110	A	Creighton	65 74	
9	H	Drake	77 83					96	H	Kansas	58 52	185	A	Washington St.	84 87	
14	A	Miami (FL)	68 82									228	H	San Jose St.	96 63	
												324	H	USC Upstate	87 64	

LAST 12 Division I GAMES:																
228	H	San Jose St.	96 63	14	A	Miami (FL)	68 82									
96	H	Kansas	58 52	185	A	Washington St.	84 87									
110	A	Creighton	65 74	324	H	USC Upstate	87 64									
5	A	Louisville	68 85	9	H	Drake	77 83									
93	N	Radford	77 39													

Non-Div I Games:

Nebraska

Average RPI Win: 277

Average RPI Loss: 93

WON-LOST
RECORDWINNING
PCT. RANKLAST 10
GAMESSTRENGTH OF
SCHEDULEOPP. STRENGTH
OF SCHEDULETEAM
RPIADJ.
RPICONF.
RPIADJ CONF.
RPIDIV. I ONLY
DIV. I NON-CONF.1- 6
1- 6301
3010- 1
0- 132
32225
225208
208208
2089
99
9

TOTALS

RPI 1-25

RPI 26-50

W-L RECORDS

RPI 51-100

RPI 101-150

RPI 150+

1- 6 0- 1
0- 3 0- 1
1- 1 0- 0
0- 2 0- 00- 0
0- 0
0- 0
0- 0OVERALL
HOME
AWAY
NEUTRAL0- 2
0- 2
0- 0
0- 00- 3
0- 0
0- 1
0- 21- 0
0- 0
1- 0
0- 01- 6 0- 1
0- 3 0- 1
1- 1 0- 0
0- 2 0- 00- 0
0- 0
0- 0
0- 0NON-CONFERENCE
HOME
AWAY
NEUTRAL0- 2
0- 2
0- 0
0- 00- 3
0- 0
0- 1
0- 21- 0
0- 0
1- 0
0- 00- 0 0- 0
0- 0 0- 0
0- 0 0- 0
0- 0 0- 00- 0
0- 0
0- 0
0- 0CONFERENCE
HOME
AWAY
NEUTRAL0- 0
0- 0
0- 0
0- 00- 0
0- 0
0- 0
0- 00- 0
0- 0
0- 0
0- 0

RPI 1-25

RPI S Opponent Score
20 H Colorado 52 65

RPI 26-50

RPI S Opponent Score

RPI 51-100

RPI S Opponent Score
79 H Southern California 51 72
100 H Utah 52 74

RPI 101+

Team's RPI: 208

RPI S Opponent Score
113 N UC Davis 68 84
122 N Northern Ill. 69 98
123 A Santa Clara 48 56
277 A Long Beach St. 76 67

LAST 12 Division I GAMES:

79 H Southern California 51 72 122 N Northern Ill. 69 98
20 H Colorado 52 65 113 N UC Davis 68 84
277 A Long Beach St. 76 67
123 A Santa Clara 48 56
100 H Utah 52 74

Non-Div I Games:

Nevada

Average RPI Win: 234		WON-LOST	WINNING	LAST 10	STRENGTH OF	OPP. STRENGTH	TEAM	ADJ.	CONF.	ADJ CONF.
Average RPI Loss: 153		RECORD	PCT. RANK	GAMES	SCHEDULE	OF SCHEDULE	RPI	RPI	RPI	RPI
DIV. I ONLY		2- 7	275	1- 0	111	252	255	255	25	25
DIV. I NON-CONF.		2- 7	275	1- 0	111	252	255	255	25	25

TOTALS		RPI 1-25	RPI 26-50	W-L RECORDS		RPI 51-100	RPI 101-150	RPI 150+		
2- 7	0- 1		0- 1	OVERALL		0- 1	0- 0	2- 4		
2- 1	0- 0		0- 0	HOME		0- 0	0- 0	2- 1		
0- 6	0- 1		0- 1	AWAY		0- 1	0- 0	0- 3		
0- 0	0- 0		0- 0	NEUTRAL		0- 0	0- 0	0- 0		
2- 7	0- 1		0- 1	NON-CONFERENCE		0- 1	0- 0	2- 4		
2- 1	0- 0		0- 0	HOME		0- 0	0- 0	2- 1		
0- 6	0- 1		0- 1	AWAY		0- 1	0- 0	0- 3		
0- 0	0- 0		0- 0	NEUTRAL		0- 0	0- 0	0- 0		
0- 0	0- 0		0- 0	CONFERENCE		0- 0	0- 0	0- 0		
0- 0	0- 0		0- 0	HOME		0- 0	0- 0	0- 0		
0- 0	0- 0		0- 0	AWAY		0- 0	0- 0	0- 0		
0- 0	0- 0		0- 0	NEUTRAL		0- 0	0- 0	0- 0		

RPI 1-25				RPI 26-50				RPI 51-100				RPI 101+ Team's RPI: 255			
RPI	S	Opponent	Score	RPI	S	Opponent	Score	RPI	S	Opponent	Score	RPI	S	Opponent	Score
17	A	Minnesota	47 70	30	A	Northeastern	54 69	99	A	South Fla.	36 79	157	A	Boston U.	39 60
												198	H	Holy Cross	74 62
												211	H	Sacred Heart	60 71
												230	A	Brown	70 76
												269	H	Bryant	79 74
												330	A	North Dakota St.	51 56

LAST 12 Division I GAMES:															
198	H	Holy Cross	74 62	99	A	South Fla.	36 79	157	A	Boston U.	39 60	269	H	Bryant	79 74
330	A	North Dakota St.	51 56	30	A	Northeastern	54 69	211	H	Sacred Heart	60 71	230	A	Brown	70 76
17	A	Minnesota	47 70												

Non-Div I Games: U New England 68 44

New Hampshire

Average RPI	Win:	184	WON-LOST	WINNING	LAST 10	STRENGTH OF	OPP. STRENGTH	TEAM	ADJ.	CONF.	ADJ. CONF.
Average RPI	Loss:	41	RECORD	PCT. RANK	GAMES	SCHEDULE	OF SCHEDULE	RPI	RPI	RPI	RPI
DIV. I ONLY		7- 1		27	1- 0	150	97	51	51	9	9
DIV. I NON-CONF.		7- 1		27	1- 0	150	97	51	51	9	9
<hr/>											
TOTALS	RPI 1-25		RPI 26-50		W-L RECORDS	RPI 51-100		RPI 101-150		RPI 150+	
7- 1	0- 0		0- 1		OVERALL	0- 0		3- 0		4- 0	
5- 1	0- 0		0- 1		HOME	0- 0		1- 0		4- 0	
2- 0	0- 0		0- 0		AWAY	0- 0		2- 0		0- 0	
0- 0	0- 0		0- 0		NEUTRAL	0- 0		0- 0		0- 0	
7- 1	0- 0		0- 1		NON-CONFERENCE	0- 0		3- 0		4- 0	
5- 1	0- 0		0- 1		HOME	0- 0		1- 0		4- 0	
2- 0	0- 0		0- 0		AWAY	0- 0		2- 0		0- 0	
0- 0	0- 0		0- 0		NEUTRAL	0- 0		0- 0		0- 0	
0- 0	0- 0		0- 0		CONFERENCE	0- 0		0- 0		0- 0	
0- 0	0- 0		0- 0		HOME	0- 0		0- 0		0- 0	
0- 0	0- 0		0- 0		AWAY	0- 0		0- 0		0- 0	
0- 0	0- 0		0- 0		NEUTRAL	0- 0		0- 0		0- 0	

RPI 1-25				RPI 26-50				RPI 51-100				Team's RPI : 51				RPI 101+			
RPI	S	Opponent	Score	RPI	S	Opponent	Score	RPI	S	Opponent	Score	RPI	S	Opponent	Score	RPI	S	Opponent	Score
				41	H	Auburn	76 79					133	A	Houston	89 84				
												141	A	Northern Ariz.	84 55				
												147	H	New Mexico St.	83 58				
												158	H	Hartford	72 65				
												179	H	Oklahoma	84 80				
												204	H	Texas St.	82 51				
												326	H	UTEP	69 51				
LAST 12 Division I GAMES:																			
				158	H	Hartford	72 65					147	H	New Mexico St.	83 58				
				41	H	Auburn	76 79					179	H	Oklahoma	84 80				
				141	A	Northern Ariz.	84 55					133	A	Houston	89 84				
				326	H	UTEP	69 51					204	H	Texas St.	82 51				

Non-Div I Games:

New Mexico

Average RPI Win: 323		WON-LOST RECORD	WINNING PCT. RANK	LAST 10 GAMES	STRENGTH OF SCHEDULE	OPP. STRENGTH OF SCHEDULE	TEAM RPI	ADJ. RPI	CONF. RPI	ADJ CONF. RPI
Average RPI Loss: 93										
DIV. I ONLY		2- 2	159	0- 1	137	308	147	147	30	30
DIV. I NON-CONF.		2- 2	159	0- 1	137	308	147	147	30	30
TOTALS		RPI 1-25	RPI 26-50	W-L RECORDS	RPI 51-100	RPI 101-150	RPI 150+			
2- 2	0- 0		0- 0	OVERALL	0- 1	0- 1	2- 0			
0- 1	0- 0		0- 0	HOME	0- 0	0- 1	0- 0			
2- 1	0- 0		0- 0	AWAY	0- 1	0- 0	2- 0			
0- 0	0- 0		0- 0	NEUTRAL	0- 0	0- 0	0- 0			
2- 2	0- 0		0- 0	NON-CONFERENCE	0- 1	0- 1	2- 0			
0- 1	0- 0		0- 0	HOME	0- 0	0- 1	0- 0			
2- 1	0- 0		0- 0	AWAY	0- 1	0- 0	2- 0			
0- 0	0- 0		0- 0	NEUTRAL	0- 0	0- 0	0- 0			
0- 0	0- 0		0- 0	CONFERENCE	0- 0	0- 0	0- 0			
0- 0	0- 0		0- 0	HOME	0- 0	0- 0	0- 0			
0- 0	0- 0		0- 0	AWAY	0- 0	0- 0	0- 0			
0- 0	0- 0		0- 0	NEUTRAL	0- 0	0- 0	0- 0			

RPI 1-25				RPI 26-50				RPI 51-100				RPI 101+ Team's RPI: 147			
RPI	S	Opponent	Score	RPI	S	Opponent	Score	RPI	S	Opponent	Score	RPI	S	Opponent	Score
								51	A	New Mexico	58 83	135	H	Abilene Christian	46 58
												319	A	Western Mich.	66 54
												326	A	UTEP	69 65
LAST 12 Division I GAMES:															
				326	A	UTEP	69 65	51	A	New Mexico	58 83				
				319	A	Western Mich.	66 54	135	H	Abilene Christian	46 58				

Non-Div I Games:	Tex. Permian Basin	70	38	Northern N. M.	101	51
------------------	--------------------	----	----	----------------	-----	----

New Mexico St.

■ Loss, ■ Non-Conf, S Site, H Home A Away N Neutral

Average RPI Win: 276		WON-LOST	WINNING	LAST 10	STRENGTH OF		OPP. STRENGTH	TEAM	ADJ.	CONF.	ADJ CONF.
Average RPI Loss: 123		RECORD	PCT. RANK	GAMES	SCHEDULE		OF SCHEDULE	RPI	RPI	RPI	RPI
DIV. I ONLY		1- 4	288	0- 1	58		267	195	195	23	23
DIV. I NON-CONF.		1- 4	288	0- 1	58		267	195	195	23	23

TOTALS		RPI 1-25		RPI 26-50	W-L RECORDS		RPI 51-100	RPI 101-150		RPI 150+	
1- 4		0- 1		0- 0	OVERALL		0- 0	0- 2		1- 1	
0- 1		0- 0		0- 0	HOME		0- 0	0- 0		0- 1	
1- 3		0- 1		0- 0	AWAY		0- 0	0- 2		1- 0	
0- 0		0- 0		0- 0	NEUTRAL		0- 0	0- 0		0- 0	
1- 4		0- 1		0- 0	NON-CONFERENCE		0- 0	0- 2		1- 1	
0- 1		0- 0		0- 0	HOME		0- 0	0- 0		0- 1	
1- 3		0- 1		0- 0	AWAY		0- 0	0- 2		1- 0	
0- 0		0- 0		0- 0	NEUTRAL		0- 0	0- 0		0- 0	
0- 0		0- 0		0- 0	CONFERENCE		0- 0	0- 0		0- 0	
0- 0		0- 0		0- 0	HOME		0- 0	0- 0		0- 0	
0- 0		0- 0		0- 0	AWAY		0- 0	0- 0		0- 0	
0- 0		0- 0		0- 0	NEUTRAL		0- 0	0- 0		0- 0	

RPI 1-25				RPI 26-50				RPI 51-100				RPI 101+ Team's RPI: 195			
RPI	S	Opponent	Score	RPI	S	Opponent	Score	RPI	S	Opponent	Score	RPI	S	Opponent	Score
14	A	Mi ami (FL)	38 78									129	A	Pi ttsburgh	38 90
												134	A	Ri ce	56 67
												214	H	La. -Monroe	44 57
												276	A	Memphi s	66 59

LAST 12 Division I GAMES:															
14	A	Mi ami (FL)	38 78	129	A	Pi ttsburgh	38 90								
276	A	Memphi s	66 59												
134	A	Ri ce	56 67												
214	H	La. -Monroe	44 57												

Non-Div I Games: Centenary (LA) 104 42 Trinity Baptist 93 38

New Orleans

Average RPI Win:	319	WON-LOST	WINNING	LAST 10	STRENGTH OF	OPP. STRENGTH	TEAM	ADJ.	CONF.	ADJ CONF.
Average RPI Loss:	177	RECORD	PCT. RANK	GAMES	SCHEDULE	OF SCHEDULE	RPI	RPI	RPI	RPI
DIV. I ONLY	2- 6	266	1- 0	267	228	309	309	28	28	
DIV. I NON-CONF.	2- 6	266	1- 0	267	228	309	309	28	28	

TOTALS	RPI 1-25	RPI 26-50	W-L RECORDS	RPI 51-100	RPI 101-150	RPI 150+				
2- 6	0- 1	0- 0	OVERALL	0- 0	0- 2	2- 3				
1- 2	0- 0	0- 0	HOME	0- 0	0- 0	1- 2				
0- 3	0- 1	0- 0	AWAY	0- 0	0- 1	0- 1				
1- 1	0- 0	0- 0	NEUTRAL	0- 0	0- 1	1- 0				
2- 6	0- 1	0- 0	NON-CONFERENCE	0- 0	0- 2	2- 3				
1- 2	0- 0	0- 0	HOME	0- 0	0- 0	1- 2				
0- 3	0- 1	0- 0	AWAY	0- 0	0- 1	0- 1				
1- 1	0- 0	0- 0	NEUTRAL	0- 0	0- 1	1- 0				
0- 0	0- 0	0- 0	CONFERENCE	0- 0	0- 0	0- 0				
0- 0	0- 0	0- 0	HOME	0- 0	0- 0	0- 0				
0- 0	0- 0	0- 0	AWAY	0- 0	0- 0	0- 0				
0- 0	0- 0	0- 0	NEUTRAL	0- 0	0- 0	0- 0				

RPI 1-25				RPI 26-50				RPI 51-100				RPI 101+				Team's RPI: 309
RPI	S	Opponent	Score	RPI	S	Opponent	Score	RPI	S	Opponent	Score	RPI	S	Opponent	Score	
8	A	Iowa St.	35 95									109	A	Buffalo	61 88	
												137	N	Yale	64 67	
												231	H	St. Bonaventure	48 76	
												273	H	Howard	61 68	
												299	H	Binghamton	79 72	
												306	A	Saint Joseph's	54 68	
												339	N	Morgan St.	67 57	
LAST 12 Division I GAMES:																
109	A	Buffalo	61 88	339	N	Morgan St.	67 57									
8	A	Iowa St.	35 95	137	N	Yale	64 67									
231	H	St. Bonaventure	48 76	299	H	Binghamton	79 72									
				273	H	Howard	61 68									
				306	A	Saint Joseph's	54 68									

Non-Div I Games:

Niagara

Average RPI	Win: 257	WON-LOST	WINNING	LAST 10	STRENGTH OF	OPP. STRENGTH	TEAM	ADJ.	CONF.	ADJ CONF.
Average RPI	Loss: 99	RECORD	PCT. RANK	GAMES	SCHEDULE	OF SCHEDULE	RPI	RPI	RPI	RPI
DIV. I ONLY	3- 5	218	0- 1	185	133	192	192	23	23	
DIV. I NON-CONF.	3- 5	218	0- 1	185	133	192	192	23	23	

TOTALS	RPI 1-25	RPI 26-50	W-L RECORDS	RPI 51-100	RPI 101-150	RPI 150+				
3- 5	0- 1	0- 2	OVERALL	0- 0	0- 0	3- 2				
1- 0	0- 0	0- 0	HOME	0- 0	0- 0	1- 0				
1- 4	0- 1	0- 2	AWAY	0- 0	0- 0	1- 1				
1- 1	0- 0	0- 0	NEUTRAL	0- 0	0- 0	1- 1				
3- 5	0- 1	0- 2	NON-CONFERENCE	0- 0	0- 0	3- 2				
1- 0	0- 0	0- 0	HOME	0- 0	0- 0	1- 0				
1- 4	0- 1	0- 2	AWAY	0- 0	0- 0	1- 1				
1- 1	0- 0	0- 0	NEUTRAL	0- 0	0- 0	1- 1				
0- 0	0- 0	0- 0	CONFERENCE	0- 0	0- 0	0- 0				
0- 0	0- 0	0- 0	HOME	0- 0	0- 0	0- 0				
0- 0	0- 0	0- 0	AWAY	0- 0	0- 0	0- 0				
0- 0	0- 0	0- 0	NEUTRAL	0- 0	0- 0	0- 0				

RPI 1-25				RPI 26-50				RPI 51-100				RPI 101+				Team's RPI: 192
RPI	S	Opponent	Score	RPI	S	Opponent	Score	RPI	S	Opponent	Score	RPI	S	Opponent	Score	
13	A	Baylor	39 100	29	A	Tulane	46 71					204	A	Texas St.	67 72	
				41	A	Auburn	59 80					206	N	Delaware	56 71	
												210	N	Texas Southern	58 57	
												235	H	Mississippi Val.	72 47	
												326	A	UTEP	58 56	

LAST 12 Division I GAMES:																
206	N	Delaware	56 71	235	H	Mississippi Val.	72 47									
204	A	Texas St.	67 72	210	N	Texas Southern	58 57									
29	A	Tulane	46 71	326	A	UTEP	58 56									
				41	A	Auburn	59 80									
				13	A	Baylor	39 100									

Non-Div I Games: Southern-N.O. 86 49

Nicholls St.

Average RPI Win: 240		WON-LOST		WINNING		LAST 10		STRENGTH OF		OPP. STRENGTH		TEAM		ADJ.		CONF.		ADJ CONF.	
Average RPI Loss: 182		RECORD		PCT. RANK		GAMES		SCHEDULE		OF SCHEDULE		RPI		RPI		RPI		RPI	
DIV. I ONLY		2- 5		255		1- 0		196		204		256		256		32		32	
DIV. I NON-CONF.		2- 5		255		1- 0		196		204		256		256		32		32	
TOTALS		RPI 1-25		RPI 26-50		W-L RECORDS		RPI 51-100		RPI 101-150		RPI 150+							
2- 5		0- 0		0- 1		OVERALL		0- 0		0- 0		2- 4							
1- 1		0- 0		0- 0		HOME		0- 0		0- 0		1- 1							
0- 4		0- 0		0- 1		AWAY		0- 0		0- 0		0- 3							
1- 0		0- 0		0- 0		NEUTRAL		0- 0		0- 0		1- 0							
2- 5		0- 0		0- 1		NON-CONFERENCE		0- 0		0- 0		2- 4							
1- 1		0- 0		0- 0		HOME		0- 0		0- 0		1- 1							
0- 4		0- 0		0- 1		AWAY		0- 0		0- 0		0- 3							
1- 0		0- 0		0- 0		NEUTRAL		0- 0		0- 0		1- 0							
0- 0		0- 0		0- 0		CONFERENCE		0- 0		0- 0		0- 0							
0- 0		0- 0		0- 0		HOME		0- 0		0- 0		0- 0							
0- 0		0- 0		0- 0		AWAY		0- 0		0- 0		0- 0							
0- 0		0- 0		0- 0		NEUTRAL		0- 0		0- 0		0- 0							

RPI 1-25				RPI 26-50				RPI 51-100				RPI 101+ Team's RPI: 256			
RPI	S	Opponent	Score	RPI	S	Opponent	Score	RPI	S	Opponent	Score	RPI	S	Opponent	Score
				27	A	Old Domini on	53 69					156	A	Lehigh	41 62
												180	H	Navy	65 58
												189	H	Campbel l	49 57
												236	A	Ole Mi ss	42 60
												300	N	Li berty	66 53
												302	A	La Sal le	52 62
<hr/>															
LAST 12 Division I GAMES:															
				302	A	La Sal le	52 62	300	N	Li berty	66 53				
				156	A	Lehigh	41 62								
				189	H	Campbel l	49 57								
				180	H	Navy	65 58								
				27	A	Old Domini on	53 69								
				236	A	Ole Mi ss	42 60								

Non-Div I Games: Cheyney 93 40

Norfolk St.

Average RPI	Win:	230	WON-LOST	WINNING	LAST 10	STRENGTH OF	OPP. STRENGTH	TEAM	ADJ.	CONF.	ADJ CONF.
Average RPI	Loss:	59	RECORD	PCT. RANK	GAMES	SCHEDULE	OF SCHEDULE	RPI	RPI	RPI	RPI
DIV. I ONLY		4- 1		46	0- 0	303	47	105	105	26	26
DIV. I NON-CONF.		4- 1		46	0- 0	303	47	105	105	26	26

TOTALS	RPI 1-25		RPI 26-50		W-L RECORDS	RPI 51-100		RPI 101-150		RPI 150+	
4- 1	0- 0		0- 0		OVERALL	0- 1		0- 0		4- 0	
1- 0	0- 0		0- 0		HOME	0- 0		0- 0		1- 0	
2- 1	0- 0		0- 0		AWAY	0- 1		0- 0		2- 0	
1- 0	0- 0		0- 0		NEUTRAL	0- 0		0- 0		1- 0	
4- 1	0- 0		0- 0		NON-CONFERENCE	0- 1		0- 0		4- 0	
1- 0	0- 0		0- 0		HOME	0- 0		0- 0		1- 0	
2- 1	0- 0		0- 0		AWAY	0- 1		0- 0		2- 0	
1- 0	0- 0		0- 0		NEUTRAL	0- 0		0- 0		1- 0	
0- 0	0- 0		0- 0		CONFERENCE	0- 0		0- 0		0- 0	
0- 0	0- 0		0- 0		HOME	0- 0		0- 0		0- 0	
0- 0	0- 0		0- 0		AWAY	0- 0		0- 0		0- 0	
0- 0	0- 0		0- 0		NEUTRAL	0- 0		0- 0		0- 0	

RPI 1-25				RPI 26-50				RPI 51-100				RPI 101+ Team's RPI: 105				
RPI	S	Opponent	Score	RPI	S	Opponent	Score	RPI	S	Opponent	Score	RPI	S	Opponent	Score	
								59	A	Xavier	81	94	153	A	Vanderbilt	74 71
													199	N	Southeast Mo. St.	80 67
													239	H	Alabama St.	68 42
													327	A	Western Caro.	89 66

LAST 12 Division I GAMES:																
								59	A	Xavier	81	94				
								327	A	Western Caro.	89	66				
								199	N	Southeast Mo. St.	80	67				
								239	H	Alabama St.	68	42				
								153	A	Vanderbilt	74	71				

Non-Div I Games: Stillman 99 43 Martin Methodist 79 48 Lane 98 57 Blue Mountain (MS) 70 42
North Ala.

Average RPI	Win:	135	WON-LOST	WINNING	LAST 10	STRENGTH OF	OPP. STRENGTH	TEAM	ADJ.	CONF.	ADJ CONF.
Average RPI	Loss:	45	RECORD	PCT. RANK	GAMES	SCHEDULE	OF SCHEDULE	RPI	RPI	RPI	RPI
DIV. I ONLY		6- 4		126	1- 0	20	76	32	32	1	1
DIV. I NON-CONF.		6- 4		126	1- 0	20	76	32	32	1	1

TOTALS	RPI 1-25		RPI 26-50		W-L RECORDS	RPI 51-100		RPI 101-150		RPI 150+	
6- 4	0- 2		1- 0		OVERALL	2- 2		0- 0		3- 0	
3- 1	0- 0		0- 0		HOME	1- 1		0- 0		2- 0	
1- 2	0- 1		0- 0		AWAY	0- 1		0- 0		1- 0	
2- 1	0- 1		1- 0		NEUTRAL	1- 0		0- 0		0- 0	
6- 4	0- 2		1- 0		NON-CONFERENCE	2- 2		0- 0		3- 0	
3- 1	0- 0		0- 0		HOME	1- 1		0- 0		2- 0	
1- 2	0- 1		0- 0		AWAY	0- 1		0- 0		1- 0	
2- 1	0- 1		1- 0		NEUTRAL	1- 0		0- 0		0- 0	
0- 0	0- 0		0- 0		CONFERENCE	0- 0		0- 0		0- 0	
0- 0	0- 0		0- 0		HOME	0- 0		0- 0		0- 0	
0- 0	0- 0		0- 0		AWAY	0- 0		0- 0		0- 0	
0- 0	0- 0		0- 0		NEUTRAL	0- 0		0- 0		0- 0	

RPI 1-25				RPI 26-50				RPI 51-100				RPI 101+			
RPI	S	Opponent	Score	RPI	S	Opponent	Score	RPI	S	Opponent	Score	RPI	S	Opponent	Score
15	N	Kentucky	75 85	47	N	UCLA	83 49	53	H	Maine	73 85	165	H	Kent St.	73 60
20	A	Colorado	74 86					81	H	VCU	59 47	197	H	UNCW	82 55
								92	A	Ohio St.	69 76	221	A	Elon	100 69
								99	N	South Fla.	71 69				

LAST 12 Division I GAMES:															
53	H	Maine	73 85	197	H	UNCW	82 55								
92	A	Ohio St.	69 76	81	H	VCU	59 47								
15	N	Kentucky	75 85	165	H	Kent St.	73 60								
99	N	South Fla.	71 69	221	A	Elon	100 69								
47	N	UCLA	83 49												
20	A	Colorado	74 86												

Non-Div I Games:

North Carolina

Average RPI		Win: 232	WON-LOST RECORD	WINNING PCT. RANK	LAST 10 GAMES	STRENGTH OF SCHEDULE	OPP. STRENGTH OF SCHEDULE	TEAM RPI	ADJ. RPI	CONF. RPI	ADJ CONF. RPI
Loss: 112											
DIV. I ONLY			2- 7	275	0- 1	91	123	175	175	12	12
DIV. I NON-CONF.			2- 7	275	0- 1	91	123	175	175	12	12
TOTALS		RPI 1-25		RPI 26-50		W-L RECORDS	RPI 51-100	RPI 101-150		RPI 150+	
2- 7	0- 2			0- 0		OVERALL	0- 0	0- 3		2- 2	
0- 1	0- 0			0- 0		HOME	0- 0	0- 0		0- 1	
2- 6	0- 2			0- 0		AWAY	0- 0	0- 3		2- 1	
0- 0	0- 0			0- 0		NEUTRAL	0- 0	0- 0		0- 0	
2- 7	0- 2			0- 0		NON-CONFERENCE	0- 0	0- 3		2- 2	
0- 1	0- 0			0- 0		HOME	0- 0	0- 0		0- 1	
2- 6	0- 2			0- 0		AWAY	0- 0	0- 3		2- 1	
0- 0	0- 0			0- 0		NEUTRAL	0- 0	0- 0		0- 0	
0- 0	0- 0			0- 0		CONFERENCE	0- 0	0- 0		0- 0	
0- 0	0- 0			0- 0		HOME	0- 0	0- 0		0- 0	
0- 0	0- 0			0- 0		AWAY	0- 0	0- 0		0- 0	
0- 0	0- 0			0- 0		NEUTRAL	0- 0	0- 0		0- 0	

[illegible]

Non-Div I Games:

North Dakota

Average RPI Win:	255	WON-LOST	WINNING	LAST 10	STRENGTH OF	OPP. STRENGTH	TEAM	ADJ.	CONF.	ADJ CONF.
Average RPI Loss:	161	RECORD	PCT. RANK	GAMES	SCHEDULE	OF SCHEDULE	RPI	RPI	RPI	RPI
DIV. I ONLY	1- 7	307	0- 1	267	174	330	330	12	12	
DIV. I NON-CONF.	1- 7	307	0- 1	267	174	330	330	12	12	

TOTALS	RPI 1-25	RPI 26-50	W-L RECORDS	RPI 51-100	RPI 101-150	RPI 150+				
1- 7	0- 0	0- 0	OVERALL	0- 1	0- 3	1- 3				
1- 3	0- 0	0- 0	HOME	0- 0	0- 1	1- 2				
0- 3	0- 0	0- 0	AWAY	0- 1	0- 2	0- 0				
0- 1	0- 0	0- 0	NEUTRAL	0- 0	0- 0	0- 1				
1- 7	0- 0	0- 0	NON-CONFERENCE	0- 1	0- 3	1- 3				
1- 3	0- 0	0- 0	HOME	0- 0	0- 1	1- 2				
0- 3	0- 0	0- 0	AWAY	0- 1	0- 2	0- 0				
0- 1	0- 0	0- 0	NEUTRAL	0- 0	0- 0	0- 1				
0- 0	0- 0	0- 0	CONFERENCE	0- 0	0- 0	0- 0				
0- 0	0- 0	0- 0	HOME	0- 0	0- 0	0- 0				
0- 0	0- 0	0- 0	AWAY	0- 0	0- 0	0- 0				
0- 0	0- 0	0- 0	NEUTRAL	0- 0	0- 0	0- 0				

RPI 1-25				RPI 26-50				RPI 51-100				RPI 101+				Team's RPI: 330	
RPI	S	Opponent	Score	RPI	S	Opponent	Score	RPI	S	Opponent	Score	RPI	S	Opponent	Score		
								84	A	Paci fi c	68	75	110	H	Creighton	51	86
												122	A	Northern Ill.	63	81	
												126	A	Wi sconsi n	53	64	
												186	H	Mi lwaukee	55	57	
												219	H	UMKC	59	69	
												255	H	New Hampshi re	56	51	
												283	N	North Texas	78	92	
LAST 12 Di vi si on I GAMES:																	
255	H	New Hampshi re	56	51				186	H	Mi lwaukee	55	57					
110	H	Creighton	51	86				219	H	UMKC	59	69					
								122	A	Northern Ill.	63	81					
								283	N	North Texas	78	92					
								84	A	Paci fi c	68	75					
								126	A	Wi sconsi n	53	64					

Non-Div I Games: Mayville St. 49 43

North Dakota St.

Average RPI Win:	345	WON-LOST	WINNING	LAST 10	STRENGTH OF	OPP. STRENGTH	TEAM	ADJ.	CONF.	ADJ CONF.
Average RPI Loss:	61	RECORD	PCT. RANK	GAMES	SCHEDULE	OF SCHEDULE	RPI	RPI	RPI	RPI
DIV. I ONLY	2- 3	206	0- 1	250	175	241	241	26	26	
DIV. I NON-CONF.	2- 3	206	0- 1	250	175	241	241	26	26	

TOTALS	RPI 1-25	RPI 26-50	W-L RECORDS	RPI 51-100	RPI 101-150	RPI 150+				
2- 3	0- 2	0- 0	OVERALL	0- 0	0- 1	2- 0				
2- 0	0- 0	0- 0	HOME	0- 0	0- 0	2- 0				
0- 3	0- 2	0- 0	AWAY	0- 0	0- 1	0- 0				
0- 0	0- 0	0- 0	NEUTRAL	0- 0	0- 0	0- 0				
2- 3	0- 2	0- 0	NON-CONFERENCE	0- 0	0- 1	2- 0				
2- 0	0- 0	0- 0	HOME	0- 0	0- 0	2- 0				
0- 3	0- 2	0- 0	AWAY	0- 0	0- 1	0- 0				
0- 0	0- 0	0- 0	NEUTRAL	0- 0	0- 0	0- 0				
0- 0	0- 0	0- 0	CONFERENCE	0- 0	0- 0	0- 0				
0- 0	0- 0	0- 0	HOME	0- 0	0- 0	0- 0				
0- 0	0- 0	0- 0	AWAY	0- 0	0- 0	0- 0				
0- 0	0- 0	0- 0	NEUTRAL	0- 0	0- 0	0- 0				

RPI 1-25				RPI 26-50				RPI 51-100				RPI 101+ Team's RPI: 241											
RPI	S	Opponent	Score	RPI	S	Opponent	Score	RPI	S	Opponent	Score	RPI	S	Opponent	Score								
19	A	Indiana	52 75									138	A	Colorado St.	59 61								
25	A	Florida St.	53 74									343	H	Florida A&M	64 53								
												346	H	Charleston So.	82 76								

LAST 12 Division I GAMES:																							
138	A	Colorado St.	59 61	25	A	Florida St.	53 74																
346	H	Charleston So.	82 76																				
19	A	Indiana	52 75																				
343	H	Florida A&M	64 53																				

Non-Div I Games: Trinity Baptist 99 40

North Florida

Average RPI Win:	290	WON-LOST	WINNING	LAST 10	STRENGTH OF	OPP. STRENGTH	TEAM	ADJ.	CONF.	ADJ CONF.
Average RPI Loss:	89	RECORD	PCT. RANK	GAMES	SCHEDULE	OF SCHEDULE	RPI	RPI	RPI	RPI

DIV. I ONLY	3- 5	218	0- 1	292	59	283	283	18	18
DIV. I NON-CONF.	3- 5	218	0- 1	292	59	283	283	18	18

TOTALS	RPI 1-25	RPI 26-50	W-L RECORDS	RPI 51-100	RPI 101-150	RPI 150+			
3- 5	0- 0	0- 2	OVERALL	0- 2	0- 0	3- 1			
2- 2	0- 0	0- 1	HOME	0- 1	0- 0	2- 0			
0- 2	0- 0	0- 0	AWAY	0- 1	0- 0	0- 1			
1- 1	0- 0	0- 1	NEUTRAL	0- 0	0- 0	1- 0			
3- 5	0- 0	0- 2	NON-CONFERENCE	0- 2	0- 0	3- 1			
2- 2	0- 0	0- 1	HOME	0- 1	0- 0	2- 0			
0- 2	0- 0	0- 0	AWAY	0- 1	0- 0	0- 1			
1- 1	0- 0	0- 1	NEUTRAL	0- 0	0- 0	1- 0			
0- 0	0- 0	0- 0	CONFERENCE	0- 0	0- 0	0- 0			
0- 0	0- 0	0- 0	HOME	0- 0	0- 0	0- 0			
0- 0	0- 0	0- 0	AWAY	0- 0	0- 0	0- 0			
0- 0	0- 0	0- 0	NEUTRAL	0- 0	0- 0	0- 0			

RPI 1-25	RPI 26-50	RPI 51-100	RPI 101+ Team's RPI: 283
RPI S Opponent Score	RPI S Opponent Score	RPI S Opponent Score	RPI S Opponent Score
	40 N Wyoming 49 53	91 H Utah St. 41 57	171 A SMU 66 73
	48 H Texas 54 64	95 A Kansas St. 42 60	238 H Missouri St. 83 76
			303 H Houston Baptist 100 75
			330 N North Dakota St. 92 78
LAST 12 Division I GAMES:			
	40 N Wyoming 49 53	91 H Utah St. 41 57	
	95 A Kansas St. 42 60	303 H Houston Baptist 100 75	
	48 H Texas 54 64	238 H Missouri St. 83 76	
		171 A SMU 66 73	
		330 N North Dakota St. 92 78	

Non-Div I Games: Mid-Amer. Christian 82 35

North Texas

Average RPI	Win:	183	WON-LOST	WINNING	LAST 10	STRENGTH OF	OPP. STRENGTH	TEAM	ADJ.	CONF.	ADJ CONF.
Average RPI	Loss:	0	RECORD	PCT. RANK	GAMES	SCHEDULE	OF SCHEDULE	RPI	RPI	RPI	RPI
DIV. I ONLY		8- 0		1	1- 0	236	37	30	30	13	13
DIV. I NON-CONF.		8- 0		1	1- 0	236	37	30	30	13	13

TOTALS	RPI 1-25		RPI 26-50		W-L RECORDS	RPI 51-100		RPI 101-150		RPI 150+	
8- 0	0- 0		0- 0		OVERALL	1- 0		0- 0		7- 0	
5- 0	0- 0		0- 0		HOME	0- 0		0- 0		5- 0	
3- 0	0- 0		0- 0		AWAY	1- 0		0- 0		2- 0	
0- 0	0- 0		0- 0		NEUTRAL	0- 0		0- 0		0- 0	
8- 0	0- 0		0- 0		NON-CONFERENCE	1- 0		0- 0		7- 0	
5- 0	0- 0		0- 0		HOME	0- 0		0- 0		5- 0	
3- 0	0- 0		0- 0		AWAY	1- 0		0- 0		2- 0	
0- 0	0- 0		0- 0		NEUTRAL	0- 0		0- 0		0- 0	
0- 0	0- 0		0- 0		CONFERENCE	0- 0		0- 0		0- 0	
0- 0	0- 0		0- 0		HOME	0- 0		0- 0		0- 0	
0- 0	0- 0		0- 0		AWAY	0- 0		0- 0		0- 0	
0- 0	0- 0		0- 0		NEUTRAL	0- 0		0- 0		0- 0	

RPI 1-25				RPI 26-50				Team's RPI: 30				RPI 51-100				RPI 101+			
RPI	S	Opponent	Score	RPI	S	Opponent	Score					RPI	S	Opponent	Score	RPI	S	Opponent	Score
												83	A	Dayton	84 79	151	H	Air Force	54 41
																155	H	Fordham	58 54
																157	H	Boston U.	81 51
																201	A	Florida	79 66
																205	H	Massachusetts	53 52
																255	H	New Hampshire	69 54
																260	A	Fairfield	59 50
LAST 12 Division I GAMES:																			
260	A	Fairfield	59 50	151	H	Air Force	54 41												
205	H	Massachusetts	53 52	255	H	New Hampshire	69 54												
201	A	Florida	79 66	83	A	Dayton	84 79												
				155	H	Fordham	58 54												
				157	H	Boston U.	81 51												

Non-Div I Games:

Northeastern

Average RPI Win: 187

Average RPI Loss: 106

WON-LOST
RECORDWINNING
PCT. RANKLAST 10
GAMESSTRENGTH OF
SCHEDULEOPP. STRENGTH
OF SCHEDULETEAM
RPIADJ.
RPICONF.
RPIADJ CONF.
RPIDIV. I ONLY
DIV. I NON-CONF.4- 4
4- 4159
1590- 1
0- 1153
15386
86141
141141
14111
1111
11

TOTALS

RPI 1-25

RPI 26-50

W-L RECORDS

RPI 51-100

RPI 101-150

RPI 150+

4- 4

0- 0

0- 0

OVERALL

1- 2

1- 1

2- 1

2- 1

0- 0

0- 0

HOME

0- 1

1- 0

1- 0

2- 2

0- 0

0- 0

AWAY

1- 1

0- 1

1- 0

0- 1

0- 0

0- 0

NEUTRAL

0- 0

0- 0

0- 1

4- 4

0- 0

0- 0

NON-CONFERENCE

1- 2

1- 1

2- 1

2- 1

0- 0

0- 0

HOME

0- 1

1- 0

1- 0

2- 2

0- 0

0- 0

AWAY

1- 1

0- 1

1- 0

0- 1

0- 0

0- 0

NEUTRAL

0- 0

0- 0

0- 1

0- 0

0- 0

0- 0

CONFERENCE

0- 0

0- 0

0- 0

0- 0

0- 0

0- 0

HOME

0- 0

0- 0

0- 0

0- 0

0- 0

0- 0

AWAY

0- 0

0- 0

0- 0

0- 0

0- 0

0- 0

NEUTRAL

0- 0

0- 0

0- 0

RPI 1-25

RPI S Opponent Score

RPI 26-50

RPI S Opponent Score

RPI 51-100

RPI S Opponent Score

RPI 101+

Team's RPI: 141

RPI S Opponent Score

51 H New Mexico 55 84
 63 A Washington 59 81
 66 A Loyola Marymount 63 62

138 A Colorado St. 54 65
 140 H Fresno St. 86 73
 171 N SMU 48 55
 252 A Seattle U 65 58
 289 H California Baptist 91 88

LAST 12 Division I GAMES:

51 H New Mexico 55 84 171 N SMU 48 55
 138 A Colorado St. 54 65 140 H Fresno St. 86 73
 66 A Loyola Marymount 63 62
 289 H California Baptist 91 88
 63 A Washington 59 81
 252 A Seattle U 65 58

Northern Arizona.

Northern Arizona.

Non-Div I Games:

Northern Ariz.

Loss, Non-Conf, S Site, H Home A Away N Neutral

Average RPI	Win:	152	WON-LOST	WINNING	LAST 10	STRENGTH OF	OPP. STRENGTH	TEAM	ADJ.	CONF.	ADJ CONF.
Average RPI	Loss:	69	RECORD	PCT. RANK	GAMES	SCHEDULE	OF SCHEDULE	RPI	RPI	RPI	RPI
DIV. I ONLY		4- 3		134	1- 0	54	55	35	35	11	11
DIV. I NON-CONF.		4- 3		134	1- 0	54	55	35	35	11	11

TOTALS	RPI 1-25		RPI 26-50		W-L RECORDS	RPI 51-100		RPI 101-150		RPI 150+	
4- 3	0- 1		0- 1		OVERALL	1- 0		1- 0		2- 1	
2- 0	0- 0		0- 0		HOME	1- 0		0- 0		1- 0	
2- 3	0- 1		0- 1		AWAY	0- 0		1- 0		1- 1	
0- 0	0- 0		0- 0		NEUTRAL	0- 0		0- 0		0- 0	
4- 3	0- 1		0- 1		NON-CONFERENCE	1- 0		1- 0		2- 1	
2- 0	0- 0		0- 0		HOME	1- 0		0- 0		1- 0	
2- 3	0- 1		0- 1		AWAY	0- 0		1- 0		1- 1	
0- 0	0- 0		0- 0		NEUTRAL	0- 0		0- 0		0- 0	
0- 0	0- 0		0- 0		CONFERENCE	0- 0		0- 0		0- 0	
0- 0	0- 0		0- 0		HOME	0- 0		0- 0		0- 0	
0- 0	0- 0		0- 0		AWAY	0- 0		0- 0		0- 0	
0- 0	0- 0		0- 0		NEUTRAL	0- 0		0- 0		0- 0	

RPI 1-25				RPI 26-50				Team's RPI: 35				RPI 51-100				RPI 101+			
RPI	S	Opponent	Score	RPI	S	Opponent	Score	RPI	S	Opponent	Score	RPI	S	Opponent	Score	RPI	S	Opponent	Score
20	A	Col orado	69 77	36	A	LSU	57 62	55	H	Denver	74 66	138	A	Col orado St.	53 47				
												151	A	Air Force	57 69				
												171	H	SMU	58 57				
												242	A	San Franci sco	68 63				

LAST 12 Division I GAMES:																			
36	A	LSU	57 62	171	H	SMU	58 57												
20	A	Col orado	69 77	151	A	Air Force	57 69												
				242	A	San Franci sco	68 63												
				138	A	Col orado St.	53 47												
				55	H	Denver	74 66												

Non-Div I Games:

Northern Colo.

Average RPI	Win:	206	WON-LOST	WINNING	LAST 10	STRENGTH OF	OPP. STRENGTH	TEAM	ADJ.	CONF.	ADJ CONF.
Average RPI	Loss:	62	RECORD	PCT. RANK	GAMES	SCHEDULE	OF SCHEDULE	RPI	RPI	RPI	RPI
DIV. I ONLY		5- 4		145	1- 0	183	45	122	122	10	10
DIV. I NON-CONF.		5- 4		145	1- 0	183	45	122	122	10	10

TOTALS	RPI 1-25		RPI 26-50		W-L RECORDS	RPI 51-100		RPI 101-150		RPI 150+	
5- 4	0- 2		0- 0		OVERALL	0- 1		2- 0		3- 1	
3- 0	0- 0		0- 0		HOME	0- 0		2- 0		1- 0	
0- 4	0- 2		0- 0		AWAY	0- 1		0- 0		0- 1	
2- 0	0- 0		0- 0		NEUTRAL	0- 0		0- 0		2- 0	
5- 4	0- 2		0- 0		NON-CONFERENCE	0- 1		2- 0		3- 1	
3- 0	0- 0		0- 0		HOME	0- 0		2- 0		1- 0	
0- 4	0- 2		0- 0		AWAY	0- 1		0- 0		0- 1	
2- 0	0- 0		0- 0		NEUTRAL	0- 0		0- 0		2- 0	
0- 0	0- 0		0- 0		CONFERENCE	0- 0		0- 0		0- 0	
0- 0	0- 0		0- 0		HOME	0- 0		0- 0		0- 0	
0- 0	0- 0		0- 0		AWAY	0- 0		0- 0		0- 0	
0- 0	0- 0		0- 0		NEUTRAL	0- 0		0- 0		0- 0	

RPI 1-25				RPI 26-50				RPI 51-100				RPI 101+				Team's RPI: 122
RPI	S	Opponent	Score	RPI	S	Opponent	Score	RPI	S	Opponent	Score	RPI	S	Opponent	Score	
8	A	Iowa St.	60 70					57	A	Montana	70 86	102	H	UNI	70 59	
19	A	Indiana	73 91									137	H	Yale	89 80	
												162	A	Southern Ill.	73 82	
												208	N	Nevada	98 69	
												251	N	Western Ill.	86 61	
												330	H	North Dakota St.	81 63	

LAST 12 Division I GAMES:																
208	N	Nevada	98 69	162	A	Southern Ill.	73 82									
102	H	UNI	70 59	57	A	Montana	70 86									
8	A	Iowa St.	60 70	330	H	North Dakota St.	81 63									
251	N	Western Ill.	86 61	19	A	Indiana	73 91									
				137	H	Yale	89 80									

Non-Div I Games:

Northern Ill.

Average RPI Win:	0	WON-LOST	WINNING	LAST 10	STRENGTH OF	OPP. STRENGTH	TEAM	ADJ.	CONF.	ADJ CONF.
Average RPI Loss:	207	RECORD	PCT. RANK	GAMES	SCHEDULE	OF SCHEDULE	RPI	RPI	RPI	RPI
DIV. I ONLY	0- 5	327	0- 1	209	344	338	338	15	15	
DIV. I NON-CONF.	0- 5	327	0- 1	209	344	338	338	15	15	

TOTALS	RPI 1-25	RPI 26-50	W-L RECORDS	RPI 51-100	RPI 101-150	RPI 150+				
0- 5	0- 0	0- 1	OVERALL	0- 0	0- 0	0- 4				
0- 2	0- 0	0- 1	HOME	0- 0	0- 0	0- 1				
0- 2	0- 0	0- 0	AWAY	0- 0	0- 0	0- 2				
0- 1	0- 0	0- 0	NEUTRAL	0- 0	0- 0	0- 1				
0- 5	0- 0	0- 1	NON-CONFERENCE	0- 0	0- 0	0- 4				
0- 2	0- 0	0- 1	HOME	0- 0	0- 0	0- 1				
0- 2	0- 0	0- 0	AWAY	0- 0	0- 0	0- 2				
0- 1	0- 0	0- 0	NEUTRAL	0- 0	0- 0	0- 1				
0- 0	0- 0	0- 0	CONFERENCE	0- 0	0- 0	0- 0				
0- 0	0- 0	0- 0	HOME	0- 0	0- 0	0- 0				
0- 0	0- 0	0- 0	AWAY	0- 0	0- 0	0- 0				
0- 0	0- 0	0- 0	NEUTRAL	0- 0	0- 0	0- 0				

RPI 1-25				RPI 26-50				RPI 51-100				RPI 101+ Team's RPI: 338			
RPI	S	Opponent	Score	RPI	S	Opponent	Score	RPI	S	Opponent	Score	RPI	S	Opponent	Score
				50	H	Belmont	53 71					165	A	Kent St.	61 62
												220	N	Akron	60 77
												254	H	Illinois St.	53 58
												344	A	Austin Peay	48 52
LAST 12 Division I GAMES:															
				344	A	Austin Peay	48 52	254	H	Illinois St.	53 58				
				50	H	Belmont	53 71								
				220	N	Akron	60 77								
				165	A	Kent St.	61 62								

Non-Div I Games: Alderson Broaddus 73 32

Northern Ky.

Average RPI	Win:	110	WON-LOST	WINNING	LAST 10	STRENGTH OF	OPP. STRENGTH	TEAM	ADJ.	CONF.	ADJ CONF.
Average RPI	Loss:	58	RECORD	PCT. RANK	GAMES	SCHEDULE	OF SCHEDULE	RPI	RPI	RPI	RPI
DIV. I ONLY		5- 3		114	0- 1	74	9	62	62	3	3
DIV. I NON-CONF.		5- 3		114	0- 1	74	9	62	62	3	3

TOTALS	RPI 1-25		RPI 26-50		W-L RECORDS	RPI 51-100		RPI 101-150		RPI 150+	
5- 3	1- 1		1- 1		OVERALL	1- 0		0- 1		2- 0	
3- 2	0- 1		1- 0		HOME	1- 0		0- 1		1- 0	
2- 1	1- 0		0- 1		AWAY	0- 0		0- 0		1- 0	
0- 0	0- 0		0- 0		NEUTRAL	0- 0		0- 0		0- 0	
5- 3	1- 1		1- 1		NON-CONFERENCE	1- 0		0- 1		2- 0	
3- 2	0- 1		1- 0		HOME	1- 0		0- 1		1- 0	
2- 1	1- 0		0- 1		AWAY	0- 0		0- 0		1- 0	
0- 0	0- 0		0- 0		NEUTRAL	0- 0		0- 0		0- 0	
0- 0	0- 0		0- 0		CONFERENCE	0- 0		0- 0		0- 0	
0- 0	0- 0		0- 0		HOME	0- 0		0- 0		0- 0	
0- 0	0- 0		0- 0		AWAY	0- 0		0- 0		0- 0	
0- 0	0- 0		0- 0		NEUTRAL	0- 0		0- 0		0- 0	

RPI 1-25				RPI 26-50				RPI 51-100				RPI 101+			
RPI	S	Opponent	Score	RPI	S	Opponent	Score	RPI	S	Opponent	Score	RPI	S	Opponent	Score
6	H	Marquette	57 76	39	A	DePaul	60 76	64	H	UT Martin	90 64	129	H	Pittsburgh	49 52
23	A	Green Bay	57 55	45	H	Duke	84 58					201	A	Florida	83 74
												218	H	UIC	87 44

LAST 12 Division I GAMES:															
6	H	Marquette	57 76	129	H	Pittsburgh	49 52	64	H	UT Martin	90 64	201	A	Florida	83 74
39	A	DePaul	60 76					218	H	UIC	87 44	45	H	Duke	84 58
								23	A	Green Bay	57 55				

Non-Div I Games:

Northwestern

Average RPI Win: 349

Average RPI Loss: 174

WON-LOST
RECORDWINNING
PCT. RANKLAST 10
GAMESSTRENGTH OF
SCHEDULEOPP. STRENGTH
OF SCHEDULETEAM
RPIADJ.
RPICONF.
RPIADJ CONF.
RPIDIV. I ONLY
DIV. I NON-CONF.1- 4
1- 4288
2880- 0
0- 0288
288291
291332
332332
33223
2323
23

TOTALS

RPI 1-25

RPI 26-50

W-L RECORDS

RPI 51-100

RPI 101-150

RPI 150+

1- 4

0- 0

0- 0

OVERALL

0- 1

0- 0

1- 3

1- 1

0- 0

0- 0

HOME

0- 0

0- 0

1- 1

0- 3

0- 0

0- 0

AWAY

0- 1

0- 0

0- 2

0- 0

0- 0

0- 0

NEUTRAL

0- 0

0- 0

0- 0

1- 4

0- 0

0- 0

NON-CONFERENCE

0- 1

0- 0

1- 3

1- 1

0- 0

0- 0

HOME

0- 0

0- 0

1- 1

0- 3

0- 0

0- 0

AWAY

0- 1

0- 0

0- 2

0- 0

0- 0

0- 0

NEUTRAL

0- 0

0- 0

0- 0

0- 0

0- 0

0- 0

CONFERENCE

0- 0

0- 0

0- 0

0- 0

0- 0

0- 0

HOME

0- 0

0- 0

0- 0

0- 0

0- 0

0- 0

AWAY

0- 0

0- 0

0- 0

0- 0

0- 0

0- 0

NEUTRAL

0- 0

0- 0

0- 0

RPI 1-25

RPI 26-50

RPI 51-100

RPI 101+

Team's RPI: 332

RPI S Opponent Score

RPI S Opponent Score

RPI S Opponent Score

RPI S Opponent Score

56 A Arkansas 53 98

179 A Oklahoma 56 93

214 H La. -Monroe 55 63

246 A Southern Mi ss. 54 69

349 H Al corn 78 65

LAST 12 Division I GAMES:

214 H La. -Monroe 55 63

246 A Southern Mi ss. 54 69

349 H Al corn 78 65

179 A Oklahoma 56 93

56 A Arkansas 53 98

Non-Div I Games:

Loyola (LA)

71 66

LeTourneau

100 40

Centenary (LA)

94 51

Northwestern St.

Average RPI Win:	63	WON-LOST	WINNING	LAST 10	STRENGTH OF	OPP. STRENGTH	TEAM	ADJ.	CONF.	ADJ CONF.
Average RPI Loss:	3	RECORD	PCT. RANK	GAMES	SCHEDULE	OF SCHEDULE	RPI	RPI	RPI	RPI

DIV. I ONLY	8- 1	22	1- 0	2	73	1	1	1	1
DIV. I NON-CONF.	8- 1	22	1- 0	2	73	1	1	1	1

TOTALS	RPI 1-25	RPI 26-50	W-L RECORDS	RPI 51-100	RPI 101-150	RPI 150+			
8- 1	3- 1	1- 0	OVERALL	2- 0	1- 0	1- 0			
3- 1	1- 1	0- 0	HOME	0- 0	1- 0	1- 0			
2- 0	0- 0	1- 0	AWAY	1- 0	0- 0	0- 0			
3- 0	2- 0	0- 0	NEUTRAL	1- 0	0- 0	0- 0			
8- 1	3- 1	1- 0	NON-CONFERENCE	2- 0	1- 0	1- 0			
3- 1	1- 1	0- 0	HOME	0- 0	1- 0	1- 0			
2- 0	0- 0	1- 0	AWAY	1- 0	0- 0	0- 0			
3- 0	2- 0	0- 0	NEUTRAL	1- 0	0- 0	0- 0			
0- 0	0- 0	0- 0	CONFERENCE	0- 0	0- 0	0- 0			
0- 0	0- 0	0- 0	HOME	0- 0	0- 0	0- 0			
0- 0	0- 0	0- 0	AWAY	0- 0	0- 0	0- 0			
0- 0	0- 0	0- 0	NEUTRAL	0- 0	0- 0	0- 0			

RPI 1-25	Team's RPI: 1	RPI 26-50	RPI 51-100	RPI 101+
RPI S Opponent Score	RPI S Opponent Score	RPI S Opponent Score	RPI S Opponent Score	RPI S Opponent Score
3 H UConn 71 89	39 A DePaul 101 77	54 N Oregon St. 91 81	124 H Penn 75 55	163 H Harvard 103 58
9 N Drake 82 64		74 A Tol edo 72 56		
16 N Gonzaga 81 65				
24 H Iowa 105 71				
LAST 12 Division I GAMES:				
54 N Oregon St. 91 81	9 N Drake 82 64	74 A Tol edo 72 56	3 H UConn 71 89	24 H Iowa 105 71
124 H Penn 75 55	74 A Tol edo 72 56	3 H UConn 71 89	24 H Iowa 105 71	16 N Gonzaga 81 65
163 H Harvard 103 58	9 N Drake 82 64	39 A DePaul 101 77	16 N Gonzaga 81 65	39 A DePaul 101 77

Non-Div I Games:

Notre Dame

Average RPI Win:	328	WON-LOST	WINNING	LAST 10	STRENGTH OF	OPP. STRENGTH	TEAM	ADJ.	CONF.	ADJ CONF.
Average RPI Loss:	112	RECORD	PCT. RANK	GAMES	SCHEDULE	OF SCHEDULE	RPI	RPI	RPI	RPI
DIV. I ONLY	1- 8	317	0- 1	18	310	226	226	15	15	
DIV. I NON-CONF.	1- 8	317	0- 1	18	310	226	226	15	15	

TOTALS	RPI 1-25	RPI 26-50	W-L RECORDS	RPI 51-100	RPI 101-150	RPI 150+				
1- 8	0- 1	0- 2	OVERALL	0- 1	0- 1	1- 3				
1- 3	0- 1	0- 2	HOME	0- 0	0- 0	1- 0				
0- 4	0- 0	0- 0	AWAY	0- 1	0- 1	0- 2				
0- 1	0- 0	0- 0	NEUTRAL	0- 0	0- 0	0- 1				
1- 8	0- 1	0- 2	NON-CONFERENCE	0- 1	0- 1	1- 3				
1- 3	0- 1	0- 2	HOME	0- 0	0- 0	1- 0				
0- 4	0- 0	0- 0	AWAY	0- 1	0- 1	0- 2				
0- 1	0- 0	0- 0	NEUTRAL	0- 0	0- 0	0- 1				
0- 0	0- 0	0- 0	CONFERENCE	0- 0	0- 0	0- 0				
0- 0	0- 0	0- 0	HOME	0- 0	0- 0	0- 0				
0- 0	0- 0	0- 0	AWAY	0- 0	0- 0	0- 0				
0- 0	0- 0	0- 0	NEUTRAL	0- 0	0- 0	0- 0				

RPI 1-25				RPI 26-50				RPI 51-100				RPI 101+				Team's RPI: 226
RPI	S	Opponent	Score	RPI	S	Opponent	Score	RPI	S	Opponent	Score	RPI	S	Opponent	Score	
19	H	Indiana	32 59	31	H	Michigan St.	58 102	52	A	Central Mich.	61 104	112	A	Bradley	64 73	
				44	H	Michigan	59 85					165	A	Kent St.	65 75	
												220	N	Akron	65 85	
												254	A	Illinois St.	56 62	
												328	H	Cani si us	71 60	
LAST 12 Division I GAMES:																
44	H	Michigan	59 85	328	H	Cani si us	71 60	165	A	Kent St.	65 75	220	N	Akron	65 85	
31	H	Michigan St.	58 102	19	H	Indiana	32 59	52	A	Central Mich.	61 104					
112	A	Bradley	64 73													
254	A	Illinois St.	56 62													

Non-Div I Games: Grace Bible (MI) 94 48

Oakland

Average RPI	Win:	202	WON-LOST	WINNING	LAST 10	STRENGTH OF	OPP. STRENGTH	TEAM	ADJ.	CONF.	ADJ CONF.
Average RPI	Loss:	0	RECORD	PCT. RANK	GAMES	SCHEDULE	OF SCHEDULE	RPI	RPI	RPI	RPI
DIV. I ONLY		8- 0		1	1- 0	327	16	81	81	10	10
DIV. I NON-CONF.		8- 0		1	1- 0	327	16	81	81	10	10

TOTALS	RPI 1-25		RPI 26-50		W-L RECORDS	RPI 51-100		RPI 101-150		RPI 150+	
8- 0	0- 0		1- 0		OVERALL	1- 0		0- 0		6- 0	
6- 0	0- 0		0- 0		HOME	1- 0		0- 0		5- 0	
0- 0	0- 0		0- 0		AWAY	0- 0		0- 0		0- 0	
2- 0	0- 0		1- 0		NEUTRAL	0- 0		0- 0		1- 0	
8- 0	0- 0		1- 0		NON-CONFERENCE	1- 0		0- 0		6- 0	
6- 0	0- 0		0- 0		HOME	1- 0		0- 0		5- 0	
0- 0	0- 0		0- 0		AWAY	0- 0		0- 0		0- 0	
2- 0	0- 0		1- 0		NEUTRAL	0- 0		0- 0		1- 0	
0- 0	0- 0		0- 0		CONFERENCE	0- 0		0- 0		0- 0	
0- 0	0- 0		0- 0		HOME	0- 0		0- 0		0- 0	
0- 0	0- 0		0- 0		AWAY	0- 0		0- 0		0- 0	
0- 0	0- 0		0- 0		NEUTRAL	0- 0		0- 0		0- 0	

RPI	S	Opponent	Score	RPI	S	Opponent	Score	RPI	S	Opponent	Score	RPI	S	Opponent	Score
				26	N	Lamar University	87 62	65	H	Purdue	80 73	197	H	UNCW	95 72
												231	N	St. Bonaventure	70 53
												261	H	Coppin St.	87 62
												262	H	Eastern Ky.	100 60
												278	H	Cleveland St.	72 54
												299	H	Binghamton	86 49
LAST 12 Division I GAMES:															
				65	H	Purdue	80 73	261	H	Coppin St.	87 62				
				278	H	Cleveland St.	72 54	197	H	UNCW	95 72				
				26	N	Lamar University	87 62								
				231	N	St. Bonaventure	70 53								
				262	H	Eastern Ky.	100 60								
				299	H	Binghamton	86 49								

Non-Div I Games:

Ohio

Average RPI Win:	167	WON-LOST	WINNING	LAST 10	STRENGTH OF	OPP. STRENGTH	TEAM	ADJ.	CONF.	ADJ CONF.
Average RPI Loss:	55	RECORD	PCT. RANK	GAMES	SCHEDULE	OF SCHEDULE	RPI	RPI	RPI	RPI
DIV. I ONLY	3- 3	159	0- 1	34	41	92	92	3	3	
DIV. I NON-CONF.	3- 3	159	0- 1	34	41	92	92	3	3	

TOTALS	RPI 1-25	RPI 26-50	W-L RECORDS	RPI 51-100	RPI 101-150	RPI 150+				
3- 3	0- 1	1- 0	OVERALL	0- 2	0- 0	2- 0				
3- 1	0- 0	1- 0	HOME	0- 1	0- 0	2- 0				
0- 2	0- 1	0- 0	AWAY	0- 1	0- 0	0- 0				
0- 0	0- 0	0- 0	NEUTRAL	0- 0	0- 0	0- 0				
3- 3	0- 1	1- 0	NON-CONFERENCE	0- 2	0- 0	2- 0				
3- 1	0- 0	1- 0	HOME	0- 1	0- 0	2- 0				
0- 2	0- 1	0- 0	AWAY	0- 1	0- 0	0- 0				
0- 0	0- 0	0- 0	NEUTRAL	0- 0	0- 0	0- 0				
0- 0	0- 0	0- 0	CONFERENCE	0- 0	0- 0	0- 0				
0- 0	0- 0	0- 0	HOME	0- 0	0- 0	0- 0				
0- 0	0- 0	0- 0	AWAY	0- 0	0- 0	0- 0				
0- 0	0- 0	0- 0	NEUTRAL	0- 0	0- 0	0- 0				

RPI 1-25				RPI 26-50				RPI 51-100 Team's RPI: 92				RPI 101+			
RPI	S	Opponent	Score	RPI	S	Opponent	Score	RPI	S	Opponent	Score	RPI	S	Opponent	Score
3	A	UConn	53 85	32	H	North Carolina	76 69	63	A	Washington	59 69	187	H	Cincinnati	69 56
								99	H	South Fla.	47 71	281	H	Detroit Mercy	55 41
LAST 12 Division I GAMES:															
				99	H	South Fla.	47 71	63	A	Washington	59 69				
								187	H	Cincinnati	69 56				
								32	H	North Carolina	76 69				
								3	A	UConn	53 85				
								281	H	Detroit Mercy	55 41				

Non-Div I Games:

Ohio St.

Average RPI	Win:	269	WON-LOST	WINNING	LAST 10	STRENGTH OF	OPP. STRENGTH	TEAM	ADJ.	CONF.	ADJ CONF.
Average RPI	Loss:	74	RECORD	PCT. RANK	GAMES	SCHEDULE	OF SCHEDULE	RPI	RPI	RPI	RPI
DIV. I ONLY		3- 6		238	0- 1	36	212	179	179	6	6
DIV. I NON-CONF.		3- 6		238	0- 1	36	212	179	179	6	6

TOTALS	RPI 1-25		RPI 26-50		W-L RECORDS	RPI 51-100		RPI 101-150		RPI 150+	
3- 6	0- 0		0- 3		OVERALL	0- 2		0- 0		3- 1	
3- 1	0- 0		0- 1		HOME	0- 0		0- 0		3- 0	
0- 3	0- 0		0- 1		AWAY	0- 2		0- 0		0- 0	
0- 2	0- 0		0- 1		NEUTRAL	0- 0		0- 0		0- 1	
3- 6	0- 0		0- 3		NON-CONFERENCE	0- 2		0- 0		3- 1	
3- 1	0- 0		0- 1		HOME	0- 0		0- 0		3- 0	
0- 3	0- 0		0- 1		AWAY	0- 2		0- 0		0- 0	
0- 2	0- 0		0- 1		NEUTRAL	0- 0		0- 0		0- 1	
0- 0	0- 0		0- 0		CONFERENCE	0- 0		0- 0		0- 0	
0- 0	0- 0		0- 0		HOME	0- 0		0- 0		0- 0	
0- 0	0- 0		0- 0		AWAY	0- 0		0- 0		0- 0	
0- 0	0- 0		0- 0		NEUTRAL	0- 0		0- 0		0- 0	

RPI 1-25				RPI 26-50				RPI 51-100				RPI 101+ Team's RPI: 179			
RPI	S	Opponent	Score	RPI	S	Opponent	Score	RPI	S	Opponent	Score	RPI	S	Opponent	Score
				39	H	DePaul	76 87	51	A	New Mexico	80 84	160	H	Western Ky.	90 83
				41	A	Auburn	79 95	99	A	South Fla.	70 87	167	N	UAB	84 89
				46	N	Clemson	62 74					315	H	Central Ark.	65 52
												332	H	Northwestern St.	93 56
LAST 12 Division I GAMES:															
				46	N	Clemson	62 74	167	N	UAB	84 89				
				39	H	DePaul	76 87	99	A	South Fla.	70 87				
				315	H	Central Ark.	65 52	332	H	Northwestern St.	93 56				
				41	A	Auburn	79 95	160	H	Western Ky.	90 83				
				51	A	New Mexico	80 84								

Non-Div I Games:

Oklahoma

Average RPI	Win: 224	WON-LOST	WINNING	LAST 10	STRENGTH OF	OPP. STRENGTH	TEAM	ADJ.	CONF.	ADJ CONF.
Average RPI	Loss: 12	RECORD	PCT. RANK	GAMES	SCHEDULE	OF SCHEDULE	RPI	RPI	RPI	RPI
DIV. I ONLY	7- 1	27	1- 0	248	69	97	97	6	6	
DIV. I NON-CONF.	7- 1	27	1- 0	248	69	97	97	6	6	

TOTALS	RPI 1-25	RPI 26-50	W-L RECORDS	RPI 51-100	RPI 101-150	RPI 150+				
7- 1	0- 1	0- 0	OVERALL	0- 0	0- 0	7- 0				
6- 1	0- 1	0- 0	HOME	0- 0	0- 0	6- 0				
1- 0	0- 0	0- 0	AWAY	0- 0	0- 0	1- 0				
0- 0	0- 0	0- 0	NEUTRAL	0- 0	0- 0	0- 0				
7- 1	0- 1	0- 0	NON-CONFERENCE	0- 0	0- 0	7- 0				
6- 1	0- 1	0- 0	HOME	0- 0	0- 0	6- 0				
1- 0	0- 0	0- 0	AWAY	0- 0	0- 0	1- 0				
0- 0	0- 0	0- 0	NEUTRAL	0- 0	0- 0	0- 0				
0- 0	0- 0	0- 0	CONFERENCE	0- 0	0- 0	0- 0				
0- 0	0- 0	0- 0	HOME	0- 0	0- 0	0- 0				
0- 0	0- 0	0- 0	AWAY	0- 0	0- 0	0- 0				
0- 0	0- 0	0- 0	NEUTRAL	0- 0	0- 0	0- 0				

RPI 1-25				RPI 26-50				RPI 51-100				Team's RPI : 97				RPI 101+			
RPI	S	Opponent	Score	RPI	S	Opponent	Score	RPI	S	Opponent	Score	RPI	S	Opponent	Score	RPI	S	Opponent	Score
12	H	Tennessee	63 76									159	H	Arkansas St.	62 60				
												178	H	UC Riverside	76 51				
												204	H	Texas St.	66 55				
												227	H	Prairie View	70 50				
												234	A	Wichita St.	60 47				
												264	H	Samford	82 62				
												303	H	Houston Baptist	77 44				

Team's RPI : 97																			
LAST 12 Division I GAMES:																			
				204	H	Texas St.	66 55					303	H	Houston Baptist	77 44				
				234	A	Wichita St.	60 47					12	H	Tennessee	63 76				
				264	H	Samford	82 62												
				227	H	Prairie View	70 50												
				178	H	UC Riverside	76 51												
				159	H	Arkansas St.	62 60												

Non-Div I Games:

Oklahoma St.

Average RPI	Win: 190	WON-LOST RECORD	WINNING PCT. RANK	LAST 10 GAMES	STRENGTH OF SCHEDULE	OPP. STRENGTH OF SCHEDULE	TEAM RPI	ADJ. RPI	CONF. RPI	ADJ CONF. RPI
Average RPI	Loss: 77									
DIV. I ONLY	6- 2	68	1- 0	46	163	27	27	18	18	
DIV. I NON-CONF.	6- 2	68	1- 0	46	163	27	27	18	18	

TOTALS	RPI 1-25	RPI 26-50	W-L RECORDS	RPI 51-100	RPI 101-150	RPI 150+				
6- 2	0- 1	0- 0	OVERALL	1- 0	0- 1	5- 0				
2- 1	0- 0	0- 0	HOME	0- 0	0- 1	2- 0				
2- 1	0- 1	0- 0	AWAY	0- 0	0- 0	2- 0				
2- 0	0- 0	0- 0	NEUTRAL	1- 0	0- 0	1- 0				
6- 2	0- 1	0- 0	NON-CONFERENCE	1- 0	0- 1	5- 0				
2- 1	0- 0	0- 0	HOME	0- 0	0- 1	2- 0				
2- 1	0- 1	0- 0	AWAY	0- 0	0- 0	2- 0				
2- 0	0- 0	0- 0	NEUTRAL	1- 0	0- 0	1- 0				
0- 0	0- 0	0- 0	CONFERENCE	0- 0	0- 0	0- 0				
0- 0	0- 0	0- 0	HOME	0- 0	0- 0	0- 0				
0- 0	0- 0	0- 0	AWAY	0- 0	0- 0	0- 0				
0- 0	0- 0	0- 0	NEUTRAL	0- 0	0- 0	0- 0				

RPI	S	Opponent	Score	RPI	S	Opponent	Score	Team's RPI: 27	RPI	S	Opponent	Score	RPI	S	Opponent	Score
4	A	NC State	56 85						85	N	Tennessee Tech	80 73	149	H	Virginia	67 73
													184	H	William & Mary	83 69
													187	A	Cincinnati	76 72
													189	A	Campbell	83 59
													237	N	Jacksonville	78 76
													256	H	Norfolk St.	69 53
LAST 12 Division I GAMES:																
256	H	Norfolk St.	69 53	184	H	William & Mary	83 69		4	A	NC State	56 85				
189	A	Campbell	83 59	85	N	Tennessee Tech	80 73		237	N	Jacksonville	78 76				
				149	H	Virginia	67 73		187	A	Cincinnati	76 72				

Non-Div I Games:

Old Dominion

Average RPI	Win:	287	WON-LOST	WINNING	LAST 10	STRENGTH OF	OPP. STRENGTH	TEAM	ADJ.	CONF.	ADJ CONF.
Average RPI	Loss:	76	RECORD	PCT. RANK	GAMES	SCHEDULE	OF SCHEDULE	RPI	RPI	RPI	RPI
DIV. I ONLY		4- 6		206	1- 0	128	208	236	236	5	5
DIV. I NON-CONF.		4- 6		206	1- 0	128	208	236	236	5	5
<hr/>											
TOTALS	RPI 1-25		RPI 26-50		W-L RECORDS	RPI 51-100		RPI 101-150		RPI 150+	
4- 6	0- 1		0- 2		OVERALL	0- 2		0- 0		4- 1	
4- 3	0- 0		0- 2		HOME	0- 0		0- 0		4- 1	
0- 0	0- 0		0- 0		AWAY	0- 0		0- 0		0- 0	
0- 3	0- 1		0- 0		NEUTRAL	0- 2		0- 0		0- 0	
4- 6	0- 1		0- 2		NON-CONFERENCE	0- 2		0- 0		4- 1	
4- 3	0- 0		0- 2		HOME	0- 0		0- 0		4- 1	
0- 0	0- 0		0- 0		AWAY	0- 0		0- 0		0- 0	
0- 3	0- 1		0- 0		NEUTRAL	0- 2		0- 0		0- 0	
0- 0	0- 0		0- 0		CONFERENCE	0- 0		0- 0		0- 0	
0- 0	0- 0		0- 0		HOME	0- 0		0- 0		0- 0	
0- 0	0- 0		0- 0		AWAY	0- 0		0- 0		0- 0	
0- 0	0- 0		0- 0		NEUTRAL	0- 0		0- 0		0- 0	

RPI 1-25				RPI 26-50				RPI 51-100				RPI 101+ Team's RPI: 236			
RPI	S	Opponent	Score	RPI	S	Opponent	Score	RPI	S	Opponent	Score	RPI	S	Opponent	Score
3	N	UConn	50 90	38	H	IUPUI	58 66	65	N	Purdue	59 70	223	H	Temple	62 55
				42	H	TCU	50 55	68	N	St. John's (NY)	59 64	240	H	Jacksonville St.	49 60
												256	H	Norfolk St.	60 42
												319	H	Western Mich.	69 66
												348	H	Savannah St.	74 51
<hr/>															
LAST 12 Division I GAMES:															
348	H	Savannah St.	74 51	65	N	Purdue	59 70	3	N	UConn	50 90	319	H	Western Mich.	69 66
240	H	Jacksonville St.	49 60	223	H	Temple	62 55	38	H	IUPUI	58 66	256	H	Norfolk St.	60 42
42	H	TCU	50 55												
68	N	St. John's (NY)	59 64												

Non-Div I Games:

Ole Miss

Average RPI Win: 305
Average RPI Loss: 131

WON-LOST
RECORD

WINNING
PCT. RANK

LAST 10
GAMES

STRENGTH OF
SCHEDULE

OPP. STRENGTH
OF SCHEDULE

TEAM
RPI

ADJ.
RPI

CONF.
RPI

ADJ CONF.
RPI

DIV. I ONLY	4- 4	159	1- 0	304	271	263	263	12	12
DIV. I NON-CONF.	4- 4	159	1- 0	304	271	263	263	12	12

TOTALS	RPI 1-25	RPI 26-50	W-L RECORDS	RPI 51-100	RPI 101-150	RPI 150+			
4- 4	0- 0	0- 0	OVERALL	0- 1	0- 2	4- 1			
2- 1	0- 0	0- 0	HOME	0- 0	0- 1	2- 0			
1- 2	0- 0	0- 0	AWAY	0- 1	0- 1	1- 0			
1- 1	0- 0	0- 0	NEUTRAL	0- 0	0- 0	1- 1			
4- 4	0- 0	0- 0	NON-CONFERENCE	0- 1	0- 2	4- 1			
2- 1	0- 0	0- 0	HOME	0- 0	0- 1	2- 0			
1- 2	0- 0	0- 0	AWAY	0- 1	0- 1	1- 0			
1- 1	0- 0	0- 0	NEUTRAL	0- 0	0- 0	1- 1			
0- 0	0- 0	0- 0	CONFERENCE	0- 0	0- 0	0- 0			
0- 0	0- 0	0- 0	HOME	0- 0	0- 0	0- 0			
0- 0	0- 0	0- 0	AWAY	0- 0	0- 0	0- 0			
0- 0	0- 0	0- 0	NEUTRAL	0- 0	0- 0	0- 0			

RPI 1-25				RPI 26-50				RPI 51-100				RPI 101+				Team's RPI: 263
RPI	S	Opponent	Score	RPI	S	Opponent	Score	RPI	S	Opponent	Score	RPI	S	Opponent	Score	
								95	A	Kansas St.	46 61	110	A	Creighton	51 66	
												128	H	CSUN	52 64	
												189	N	Campbell	52 65	
												270	H	CSU Bakersfield	53 46	
												281	A	Detroit Mercy	51 42	
												324	H	USC Upstate	96 69	
												343	N	Florida A&M	57 50	
LAST 12 Division I GAMES:																
343	N	Florida A&M	57 50	95	A	Kansas St.	46 61	324	H	USC Upstate	96 69					
270	H	CSU Bakersfield	53 46													
110	A	Creighton	51 66													
281	A	Detroit Mercy	51 42													
189	N	Campbell	52 65													
128	H	CSUN	52 64													

Non-Div I Games: Graceland (IA) 81 39

Omaha

Average RPI Win:	216	WON-LOST	WINNING	LAST 10	STRENGTH OF	OPP. STRENGTH	TEAM	ADJ.	CONF.	ADJ CONF.
Average RPI Loss:	98	RECORD	PCT. RANK	GAMES	SCHEDULE	OF SCHEDULE	RPI	RPI	RPI	RPI

DIV. I ONLY	3- 5	218	0- 1	95	166	181	181	12	12
DIV. I NON-CONF.	3- 5	218	0- 1	95	166	181	181	12	12
TOTALS	RPI 1-25	RPI 26-50	W-L RECORDS	RPI 51-100	RPI 101-150	RPI 150+			
3- 5	0- 1	0- 0	OVERALL	0- 2	0- 1	3- 1			
2- 2	0- 0	0- 0	HOME	0- 0	0- 1	2- 1			
1- 3	0- 1	0- 0	AWAY	0- 2	0- 0	1- 0			
0- 0	0- 0	0- 0	NEUTRAL	0- 0	0- 0	0- 0			
3- 5	0- 1	0- 0	NON-CONFERENCE	0- 2	0- 1	3- 1			
2- 2	0- 0	0- 0	HOME	0- 0	0- 1	2- 1			
1- 3	0- 1	0- 0	AWAY	0- 2	0- 0	1- 0			
0- 0	0- 0	0- 0	NEUTRAL	0- 0	0- 0	0- 0			
0- 0	0- 0	0- 0	CONFERENCE	0- 0	0- 0	0- 0			
0- 0	0- 0	0- 0	HOME	0- 0	0- 0	0- 0			
0- 0	0- 0	0- 0	AWAY	0- 0	0- 0	0- 0			
0- 0	0- 0	0- 0	NEUTRAL	0- 0	0- 0	0- 0			

RPI S Opponent Score	RPI S Opponent Score	RPI S Opponent Score	RPI S Opponent Score
24 A Iowa 77 90		56 A Arkansas 61 74	120 H Tulsa 68 76
		96 A Kansas 58 70	196 H UT Arlington 62 80
			204 A Texas St. 81 64
			219 H UMKC 75 64
			225 H Southern Utah 64 59
LAST 12 Division I GAMES:			
219 H UMKC 75 64	196 H UT Arlington 62 80		
120 H Tulsa 68 76	225 H Southern Utah 64 59		
96 A Kansas 58 70	56 A Arkansas 61 74		
24 A Iowa 77 90	204 A Texas St. 81 64		

Non-Div I Games: Harris-Stowe 74 46 Cent. Christian (KS) 94 47

Oral Roberts

Average RPI Win: 118

Average RPI Loss: 31

WON-LOST
RECORDWINNING
PCT. RANKLAST 10
GAMESSTRENGTH OF
SCHEDULEOPP. STRENGTH
OF SCHEDULETEAM
RPIADJ.
RPICONF.
RPIADJ CONF.
RPIDIV. I ONLY
DIV. I NON-CONF.6- 1
6- 139
390- 1
0- 156
5620
2010
1010
102
22
2

TOTALS

RPI 1-25

RPI 26-50

W-L RECORDS

RPI 51-100

RPI 101-150

RPI 150+

6- 1

1- 0

1- 1

OVERALL

1- 0

1- 0

2- 0

3- 0

1- 0

0- 0

HOME

0- 0

1- 0

1- 0

2- 1

0- 0

1- 1

AWAY

1- 0

0- 0

0- 0

1- 0

0- 0

0- 0

NEUTRAL

0- 0

0- 0

1- 0

6- 1

1- 0

1- 1

NON-CONFERENCE

1- 0

1- 0

2- 0

3- 0

1- 0

0- 0

HOME

0- 0

1- 0

1- 0

2- 1

0- 0

1- 1

AWAY

1- 0

0- 0

0- 0

1- 0

0- 0

0- 0

NEUTRAL

0- 0

0- 0

1- 0

0- 0

0- 0

0- 0

CONFERENCE

0- 0

0- 0

0- 0

0- 0

0- 0

0- 0

HOME

0- 0

0- 0

0- 0

0- 0

0- 0

0- 0

AWAY

0- 0

0- 0

0- 0

0- 0

0- 0

0- 0

NEUTRAL

0- 0

0- 0

0- 0

RPI 1-25

Team's RPI: 10

RPI 26-50

RPI 51-100

RPI 101+

RPI	S	Opponent	Score
11	H	Syracuse	75 73

RPI	S	Opponent	Score
31	A	Michigan St.	82 88
43	A	Saint Mary's (CA)	79 55

RPI	S	Opponent	Score
91	A	Utah St.	88 58

RPI	S	Opponent	Score
109	H	Buffalo	102 82
178	N	UC Riverside	94 44
277	H	Long Beach St.	110 48

LAST 12 Division I GAMES:

31	A	Michigan St.	82	88	43	A	Saint Mary's (CA)	79	55
277	H	Long Beach St.	110	48	178	N	UC Riverside	94	44
					109	H	Buffalo	102	82
					91	A	Utah St.	88	58
					11	H	Syracuse	75	73

O
r
e
g
o
nO
r
e
g
o
n

Non-Div I Games: Alas. Fairbanks 115 36

Oregon

■ Loss,
 ■ Non-Conf, S Site,
 ■ Home
 ■ Away
 N Neutral

Average RPI	Win:	170	WON-LOST	WINNING	LAST 10	STRENGTH OF	OPP. STRENGTH	TEAM	ADJ.	CONF.	ADJ CONF.
Average RPI	Loss:	1	RECORD	PCT. RANK	GAMES	SCHEDULE	OF SCHEDULE	RPI	RPI	RPI	RPI
DIV. I ONLY		7- 1	27	0- 1	242	4	54	54	2	2	
DIV. I NON-CONF.		7- 1	27	0- 1	242	4	54	54	2	2	

TOTALS	RPI 1-25		RPI 26-50		W-L RECORDS	RPI 51-100	RPI 101-150		RPI 150+		
7- 1	0- 1		1- 0		OVERALL	1- 0	1- 0		4- 0		
5- 0	0- 0		1- 0		HOME	0- 0	1- 0		3- 0		
0- 0	0- 0		0- 0		AWAY	0- 0	0- 0		0- 0		
2- 1	0- 1		0- 0		NEUTRAL	1- 0	0- 0		1- 0		
7- 1	0- 1		1- 0		NON-CONFERENCE	1- 0	1- 0		4- 0		
5- 0	0- 0		1- 0		HOME	0- 0	1- 0		3- 0		
0- 0	0- 0		0- 0		AWAY	0- 0	0- 0		0- 0		
2- 1	0- 1		0- 0		NEUTRAL	1- 0	0- 0		1- 0		
0- 0	0- 0		0- 0		CONFERENCE	0- 0	0- 0		0- 0		
0- 0	0- 0		0- 0		HOME	0- 0	0- 0		0- 0		
0- 0	0- 0		0- 0		AWAY	0- 0	0- 0		0- 0		
0- 0	0- 0		0- 0		NEUTRAL	0- 0	0- 0		0- 0		

RPI 1-25				RPI 26-50				RPI 51-100				Team's RPI: 54				RPI 101+			
RPI	S	Opponent	Score	RPI	S	Opponent	Score	RPI	S	Opponent	Score	RPI	S	Opponent	Score	RPI	S	Opponent	Score
1	N	Notre Dame	81 91	43	H	Saint Mary's (CA)	89 56	87	N	South Carolina	70 68	123	H	Santa Clara	82 31	160	N	Western Ky.	74 60
												161	H	Ark. -Pine Bluff	89 33	302	H	La Salle	100 46
												314	H	Cal Poly	79 54				
LAST 12 Division I GAMES:																			
				87	N	South Carolina	70 68	1	N	Notre Dame	81 91								
				123	H	Santa Clara	82 31	314	H	Cal Poly	79 54								
				302	H	La Salle	100 46												
				160	N	Western Ky.	74 60												
				43	H	Saint Mary's (CA)	89 56												
				161	H	Ark. -Pine Bluff	89 33												

Pacific

Paci f i c					Through Games Of Dec. 10, 2018								
Average RPI Win:		211	WON-LOST		WINNING	LAST 10	STRENGTH OF	OPP. STRENGTH	TEAM	ADJ.	CONF.	ADJ CONF.	
Average RPI Loss:		2	RECORD		PCT. RANK	GAMES	SCHEDULE	OF SCHEDULE	RPI	RPI	RPI	RPI	
DIV. I ONLY			6- 1	39	1- 0	278	23	84	84	7	7		
DIV. I NON-CONF.			6- 1	39	1- 0	278	23	84	84	7	7		

TOTALS		RPI 1-25	RPI 26-50		W-L RECORDS		RPI 51-100		RPI 101-150		RPI 150+		
6- 1	0- 1		1- 0		OVERALL		0- 0		1- 0		4- 0		
4- 0	0- 0		1- 0		HOME		0- 0		0- 0		3- 0		
2- 0	0- 0		0- 0		AWAY		0- 0		1- 0		1- 0		
0- 1	0- 1		0- 0		NEUTRAL		0- 0		0- 0		0- 0		
6- 1	0- 1		1- 0		NON-CONFERENCE		0- 0		1- 0		4- 0		
4- 0	0- 0		1- 0		HOME		0- 0		0- 0		3- 0		
2- 0	0- 0		0- 0		AWAY		0- 0		1- 0		1- 0		
0- 1	0- 1		0- 0		NEUTRAL		0- 0		0- 0		0- 0		
0- 0	0- 0		0- 0		CONFERENCE		0- 0		0- 0		0- 0		
0- 0	0- 0		0- 0		HOME		0- 0		0- 0		0- 0		
0- 0	0- 0		0- 0		AWAY		0- 0		0- 0		0- 0		
0- 0	0- 0		0- 0		NEUTRAL		0- 0		0- 0		0- 0		

RPI 1-25				RPI 26-50				Team's RPI: 84		RPI 101+			
RPI S	Opponent		Score	RPI S	Opponent		Score	RPI S	Opponent		Score		
2 N	Cal i forni a		69 81	40 H	Wyomi ng		70 64						

LAST 12 Divisi on I GAMES:													
2 N	Cal i forni a		69 81	301 H	UC Santa Barbara		69 53						
113 A	UC Davi s		83 80	252 H	Seattle U		75 61						
				228 A	San Jose St.		91 67						
				40 H	Wyomi ng		70 64						
				330 H	North Dakota St.		75 68						

Pacific

Non-Div I Games:

Paci f i c

Average RPI Win: 281

Average RPI Loss: 27

WON-LOST
RECORDWINNING
PCT. RANKLAST 10
GAMESSTRENGTH OF
SCHEDULEOPP. STRENGTH
OF SCHEDULETEAM
RPIADJ.
RPICONF.
RPIADJ CONF.
RPIDIV. I ONLY
DIV. I NON-CONF.6- 2
6- 268
681- 0
1- 0280
28095
95124
124124
12417
1717
17

TOTALS

RPI 1-25

RPI 26-50

W-L RECORDS

RPI 51-100

RPI 101-150

RPI 150+

6- 2 0- 1
3- 0 0- 0
3- 1 0- 1
0- 1 0- 00- 0
0- 0
0- 0
0- 0OVERALL
HOME
AWAY
NEUTRAL0- 1
0- 0
0- 0
0- 10- 0
0- 0
0- 0
0- 06- 0
3- 0
3- 0
0- 06- 2 0- 1
3- 0 0- 0
3- 1 0- 1
0- 1 0- 00- 0
0- 0
0- 0
0- 0NON-CONFERENCE
HOME
AWAY
NEUTRAL0- 1
0- 0
0- 0
0- 10- 0
0- 0
0- 0
0- 06- 0
3- 0
3- 0
0- 00- 0 0- 0
0- 0 0- 0
0- 0 0- 0
0- 0 0- 00- 0
0- 0
0- 0
0- 0CONFERENCE
HOME
AWAY
NEUTRAL0- 0
0- 0
0- 0
0- 00- 0
0- 0
0- 0
0- 00- 0
0- 0
0- 0
0- 0

RPI 1-25

RPI 26-50

RPI 51-100

RPI 101+

Team's RPI: 124

RPI S Opponent Score
1 A Notre Dame 55 75

RPI S Opponent Score

RPI S Opponent Score
53 N Maine 46 47RPI S Opponent Score
180 A Navy 65 61
265 A Iona 66 43
290 A Siena 58 51
302 H La Salle 65 34
306 H Saint Joseph's 65 45
341 H NJIT 85 42

LAST 12 Division I GAMES:

265 A Iona 66 43
302 H La Salle 65 34
53 N Maine 46 47
180 A Navy 65 61341 H NJIT 85 42
306 H Saint Joseph's 65 45
1 A Notre Dame 55 75
290 A Siena 58 51

Non-Div I Games:

Penn

Penn St.

Penn St.			Through Games Of Dec. 10, 2018								
Average RPI	Win:	185	WON-LOST	WINNING	LAST 10	STRENGTH OF	OPP. STRENGTH	TEAM	ADJ.	CONF.	ADJ CONF.
Average RPI	Loss:	39	RECORD	PCT. RANK	GAMES	SCHEDULE	OF SCHEDULE	RPI	RPI	RPI	RPI
DIV. I ONLY			6- 4	126	1- 0	75	70	115	115	3	3
DIV. I NON-CONF.			6- 4	126	1- 0	75	70	115	115	3	3

TOTALS	RPI 1-25			RPI 26-50		W-L RECORDS	RPI 51-100	RPI 101-150		RPI 150+	
6- 4	0- 2			0- 1		OVERALL	0- 0	1- 1		5- 0	
5- 3	0- 1			0- 1		HOME	0- 0	1- 1		4- 0	
1- 1	0- 1			0- 0		AWAY	0- 0	0- 0		1- 0	
0- 0	0- 0			0- 0		NEUTRAL	0- 0	0- 0		0- 0	
6- 4	0- 2			0- 1		NON-CONFERENCE	0- 0	1- 1		5- 0	
5- 3	0- 1			0- 1		HOME	0- 0	1- 1		4- 0	
1- 1	0- 1			0- 0		AWAY	0- 0	0- 0		1- 0	
0- 0	0- 0			0- 0		NEUTRAL	0- 0	0- 0		0- 0	
0- 0	0- 0			0- 0		CONFERENCE	0- 0	0- 0		0- 0	
0- 0	0- 0			0- 0		HOME	0- 0	0- 0		0- 0	
0- 0	0- 0			0- 0		AWAY	0- 0	0- 0		0- 0	
0- 0	0- 0			0- 0		NEUTRAL	0- 0	0- 0		0- 0	

Penn St.

RPI 1-25			
RPI	S	Opponent	Score
2	H	Cal i forni a	58 75
25	A	Flori da St.	58 87

RPI 26-50			
RPI	S	Opponent	Score
28	H	Duquesne	58 64

RPI 51-100			
RPI	S	Opponent	Score

RPI 101+				Team's RPI: 115
RPI	S	Opponent	Score	
101	H	Stony Brook	70 81	
127	H	Provi dence	74 72	
155	A	Fordham	72 55	
175	H	North Dakota	75 68	
182	H	Princeton	79 71	
231	H	St. Bonaventure	80 65	
237	H	Jacksonville	80 61	

LAST 12 Division I GAMES:			
237	H	Jacksonville	80 61
25	A	Florida St.	58 87
101	H	Stony Brook	70 81
175	H	North Dakota	75 68
182	H	Princeton	79 71
155	A	Fordham	72 55
231	H	St. Bonaventure	80 65
28	H	Duquesne	58 64
2	H	Cal i forni a	58 75
127	H	Provi dence	74 72

Non-Div I Games:

Penn St.

Average RPI	Win:	280	WON-LOST	WINNING	LAST 10	STRENGTH OF	OPP. STRENGTH	TEAM	ADJ.	CONF.	ADJ CONF.
Average RPI	Loss:	45	RECORD	PCT. RANK	GAMES	SCHEDULE	OF SCHEDULE	RPI	RPI	RPI	RPI
DIV. I ONLY		5- 2		81	0- 1	307	103	139	139	7	7
DIV. I NON-CONF.		5- 2		81	0- 1	307	103	139	139	7	7

TOTALS	RPI 1-25		RPI 26-50		W-L RECORDS	RPI 51-100		RPI 101-150		RPI 150+	
5- 2	0- 1		0- 0		OVERALL	0- 1		0- 0		5- 0	
1- 0	0- 0		0- 0		HOME	0- 0		0- 0		1- 0	
3- 2	0- 1		0- 0		AWAY	0- 1		0- 0		3- 0	
1- 0	0- 0		0- 0		NEUTRAL	0- 0		0- 0		1- 0	
5- 2	0- 1		0- 0		NON-CONFERENCE	0- 1		0- 0		5- 0	
1- 0	0- 0		0- 0		HOME	0- 0		0- 0		1- 0	
3- 2	0- 1		0- 0		AWAY	0- 1		0- 0		3- 0	
1- 0	0- 0		0- 0		NEUTRAL	0- 0		0- 0		1- 0	
0- 0	0- 0		0- 0		CONFERENCE	0- 0		0- 0		0- 0	
0- 0	0- 0		0- 0		HOME	0- 0		0- 0		0- 0	
0- 0	0- 0		0- 0		AWAY	0- 0		0- 0		0- 0	
0- 0	0- 0		0- 0		NEUTRAL	0- 0		0- 0		0- 0	

RPI 1-25				RPI 26-50				RPI 51-100				RPI 101+ Team's RPI: 139			
RPI	S	Opponent	Score	RPI	S	Opponent	Score	RPI	S	Opponent	Score	RPI	S	Opponent	Score
20	A	Col orado	65 80					70	A	Idaho St.	63 65	252	A	Seattle U	78 64
												267	N	Sacramento St.	113 97
												274	A	Hawai i	65 64
												291	H	Weber St.	68 47
												314	A	Cal Poly	70 63

LAST 12 Division I GAMES:															
314	A	Cal Poly	70 63	70	A	Idaho St.	63 65	291	H	Weber St.	68 47	252	A	Seattle U	78 64
267	N	Sacramento St.	113 97	20	A	Col orado	65 80								
274	A	Hawai i	65 64												

Non-Div I Games:

Pepperdine

Average RPI Win:	158	WON-LOST	WINNING	LAST 10	STRENGTH OF	OPP. STRENGTH	TEAM	ADJ.	CONF.	ADJ CONF.
Average RPI Loss:	136	RECORD	PCT. RANK	GAMES	SCHEDULE	OF SCHEDULE	RPI	RPI	RPI	RPI
DIV. I ONLY	6- 5	156	0- 1	87	141	129	129	1	1	
DIV. I NON-CONF.	6- 5	156	0- 1	87	141	129	129	1	1	

TOTALS	RPI 1-25	RPI 26-50	W-L RECORDS	RPI 51-100	RPI 101-150	RPI 150+				
6- 5	0- 0	0- 1	OVERALL	2- 0	0- 2	4- 2				
3- 3	0- 0	0- 1	HOME	0- 0	0- 1	3- 1				
1- 1	0- 0	0- 0	AWAY	1- 0	0- 0	0- 1				
2- 1	0- 0	0- 0	NEUTRAL	1- 0	0- 1	1- 0				
6- 5	0- 0	0- 1	NON-CONFERENCE	2- 0	0- 2	4- 2				
3- 3	0- 0	0- 1	HOME	0- 0	0- 1	3- 1				
1- 1	0- 0	0- 0	AWAY	1- 0	0- 0	0- 1				
2- 1	0- 0	0- 0	NEUTRAL	1- 0	0- 1	1- 0				
0- 0	0- 0	0- 0	CONFERENCE	0- 0	0- 0	0- 0				
0- 0	0- 0	0- 0	HOME	0- 0	0- 0	0- 0				
0- 0	0- 0	0- 0	AWAY	0- 0	0- 0	0- 0				
0- 0	0- 0	0- 0	NEUTRAL	0- 0	0- 0	0- 0				

RPI	S	Opponent	Score	RPI	S	Opponent	Score	RPI	S	Opponent	Score	RPI	S	Opponent	Score	Team's RPI: 129
33	H	UCF	58 61	56	N	Arkansas	61 54	126	N	Wisconsin	42 57	144	H	Youngstown St.	55 64	
				62	A	Northwestern	52 49	155	H	Fordham	65 62	170	A	Georgetown	41 70	
								187	H	Cincinnati	65 48	195	H	New Orleans	90 38	
								209	H	West Virginia	43 77	293	N	Tennessee St.	78 56	

LAST 12 Division I GAMES:																
209	H	West Virginia	43 77	293	N	Tennessee St.	78 56	56	N	Arkansas	61 54	126	N	Wisconsin	42 57	
155	H	Fordham	65 62	56	N	Arkansas	61 54	126	N	Wisconsin	42 57	170	A	Georgetown	41 70	
62	A	Northwestern	52 49	126	N	Wisconsin	42 57	170	A	Georgetown	41 70	187	H	Cincinnati	65 48	
195	H	New Orleans	90 38	170	A	Georgetown	41 70	187	H	Cincinnati	65 48	144	H	Youngstown St.	55 64	
33	H	UCF	58 61	144	H	Youngstown St.	55 64									

Non-Div I Games:

Pittsburgh

Average RPI Win:	224	WON-LOST	WINNING	LAST 10	STRENGTH OF	OPP. STRENGTH	TEAM	ADJ.	CONF.	ADJ CONF.
Average RPI Loss:	76	RECORD	PCT. RANK	GAMES	SCHEDULE	OF SCHEDULE	RPI	RPI	RPI	RPI

DIV. I ONLY	5- 2	81	0- 0	109	227	61	61	7	7
DIV. I NON-CONF.	5- 2	81	0- 0	109	227	61	61	7	7
TOTALS	RPI 1-25	RPI 26-50	W-L RECORDS	RPI 51-100	RPI 101-150	RPI 150+			
5- 2	0- 0	0- 0	OVERALL	1- 2	0- 0	4- 0			
2- 0	0- 0	0- 0	HOME	1- 0	0- 0	1- 0			
3- 1	0- 0	0- 0	AWAY	0- 1	0- 0	3- 0			
0- 1	0- 0	0- 0	NEUTRAL	0- 1	0- 0	0- 0			
5- 2	0- 0	0- 0	NON-CONFERENCE	1- 2	0- 0	4- 0			
2- 0	0- 0	0- 0	HOME	1- 0	0- 0	1- 0			
3- 1	0- 0	0- 0	AWAY	0- 1	0- 0	3- 0			
0- 1	0- 0	0- 0	NEUTRAL	0- 1	0- 0	0- 0			
0- 0	0- 0	0- 0	CONFERENCE	0- 0	0- 0	0- 0			
0- 0	0- 0	0- 0	HOME	0- 0	0- 0	0- 0			
0- 0	0- 0	0- 0	AWAY	0- 0	0- 0	0- 0			
0- 0	0- 0	0- 0	NEUTRAL	0- 0	0- 0	0- 0			

RPI 1-25	RPI 26-50	RPI 51-100	Team's RPI: 61	RPI 101+
RPI S Opponent Score	RPI S Opponent Score	RPI S Opponent Score		RPI S Opponent Score
		73 A Portland St. 79 92		193 H Cal St. Fullerton 83 74
		78 N Arizona 70 92		271 A Utah Valley 65 60
		91 H Utah St. 61 54		274 A Hawaii 72 65
				291 A Weber St. 89 73
LAST 12 Division I GAMES:				
		73 A Portland St. 79 92	274 A Hawaii 72 65	
		91 H Utah St. 61 54	291 A Weber St. 89 73	
		193 H Cal St. Fullerton 83 74	271 A Utah Valley 65 60	
		78 N Arizona 70 92		

Non-Div I Games: Warner Pacific 98 63 Willamette 82 27

Portland

Average RPI Win:	196	WON-LOST	WINNING	LAST 10	STRENGTH OF	OPP. STRENGTH	TEAM	ADJ.	CONF.	ADJ CONF.
Average RPI Loss:	0	RECORD	PCT. RANK	GAMES	SCHEDULE	OF SCHEDULE	RPI	RPI	RPI	RPI
DIV. I ONLY	5- 0	1	1- 0	317	35	73	73	11	11	
DIV. I NON-CONF.	5- 0	1	1- 0	317	35	73	73	11	11	

TOTALS	RPI 1-25	RPI 26-50	W-L RECORDS	RPI 51-100	RPI 101-150	RPI 150+				
5- 0	0- 0	0- 0	OVERALL	1- 0	1- 0	3- 0				
4- 0	0- 0	0- 0	HOME	1- 0	1- 0	2- 0				
1- 0	0- 0	0- 0	AWAY	0- 0	0- 0	1- 0				
0- 0	0- 0	0- 0	NEUTRAL	0- 0	0- 0	0- 0				
5- 0	0- 0	0- 0	NON-CONFERENCE	1- 0	1- 0	3- 0				
4- 0	0- 0	0- 0	HOME	1- 0	1- 0	2- 0				
1- 0	0- 0	0- 0	AWAY	0- 0	0- 0	1- 0				
0- 0	0- 0	0- 0	NEUTRAL	0- 0	0- 0	0- 0				
0- 0	0- 0	0- 0	CONFERENCE	0- 0	0- 0	0- 0				
0- 0	0- 0	0- 0	HOME	0- 0	0- 0	0- 0				
0- 0	0- 0	0- 0	AWAY	0- 0	0- 0	0- 0				
0- 0	0- 0	0- 0	NEUTRAL	0- 0	0- 0	0- 0				

RPI 1-25				RPI 26-50				RPI 51-100				Team's RPI: 73				RPI 101+			
RPI	S	Opponent	Score	RPI	S	Opponent	Score	RPI	S	Opponent	Score	RPI	S	Opponent	Score	RPI	S	Opponent	Score
								61	H	Portland	92 79					113	H	UC Davis	65 50
																228	H	San Jose St.	80 51
																252	H	Seattle U	68 43
																326	A	UTEP	89 61

								LAST 12 Division I GAMES:											
								113	H	UC Davis	65 50	326	A	UTEP	89 61				
								228	H	San Jose St.	80 51	61	H	Portland	92 79				
												252	H	Seattle U	68 43				

Non-Div I Games: Warner Pacific 102 49

Portland St.

Average RPI Win: 313		WON-LOST RECORD	WINNING PCT. RANK	LAST 10 GAMES	STRENGTH OF SCHEDULE	OPP. STRENGTH OF SCHEDULE	TEAM RPI	ADJ. RPI	CONF. RPI	ADJ. CONF. RPI
Average RPI Loss: 185										
DIV. I ONLY		1- 3	266	0- 1	53	351	227	227	27	27
DIV. I NON-CONF.		1- 3	266	0- 1	53	351	227	227	27	27
TOTALS		RPI 1-25	RPI 26-50	W-L RECORDS		RPI 51-100	RPI 101-150	RPI 150+		
1- 3	0- 0		0- 0	OVERALL		0- 1	0- 1	1- 1		
0- 1	0- 0		0- 0	HOME		0- 0	0- 1	0- 0		
0- 2	0- 0		0- 0	AWAY		0- 1	0- 0	0- 1		
1- 0	0- 0		0- 0	NEUTRAL		0- 0	0- 0	1- 0		
1- 3	0- 0		0- 0	NON-CONFERENCE		0- 1	0- 1	1- 1		
0- 1	0- 0		0- 0	HOME		0- 0	0- 1	0- 0		
0- 2	0- 0		0- 0	AWAY		0- 1	0- 0	0- 1		
1- 0	0- 0		0- 0	NEUTRAL		0- 0	0- 0	1- 0		
0- 0	0- 0		0- 0	CONFERENCE		0- 0	0- 0	0- 0		
0- 0	0- 0		0- 0	HOME		0- 0	0- 0	0- 0		
0- 0	0- 0		0- 0	AWAY		0- 0	0- 0	0- 0		
0- 0	0- 0		0- 0	NEUTRAL		0- 0	0- 0	0- 0		

RPI 1-25				RPI 26-50				RPI 51-100				RPI 101+				Team's RPI: 227	
RPI	S	Opponent	Score	RPI	S	Opponent	Score	RPI	S	Opponent	Score	RPI	S	Opponent	Score		
								97	A	Oklahoma St.	50 70	134	H	Rice	58 68		
												313	N	A&M-Corpus Christi	67 59		
												323	A	UTRGV	50 57		
LAST 12 Division I GAMES:																	
												134	H	Rice	58 68		
												313	N	A&M-Corpus Christi	67 59		
												323	A	UTRGV	50 57		
												97	A	Oklahoma St.	50 70		

Non-Div I Games:	Jarvis Christian	117	32	Arlington Baptist	105	31
------------------	------------------	-----	----	-------------------	-----	----

Prairie View

Average RPI Win:	212	WON-LOST	WINNING	LAST 10	STRENGTH OF	OPP. STRENGTH	TEAM	ADJ.	CONF.	ADJ CONF.
Average RPI Loss:	185	RECORD	PCT. RANK	GAMES	SCHEDULE	OF SCHEDULE	RPI	RPI	RPI	RPI

DIV. I ONLY	1- 5	295	0- 1	193	255	307	307	29	29
DIV. I NON-CONF.	1- 5	295	0- 1	193	255	307	307	29	29
TOTALS	RPI 1-25	RPI 26-50	W-L RECORDS	RPI 51-100	RPI 101-150	RPI 150+			
1- 5	0- 1	0- 0	OVERALL	0- 0	0- 0	1- 4			
1- 1	0- 0	0- 0	HOME	0- 0	0- 0	1- 1			
0- 4	0- 1	0- 0	AWAY	0- 0	0- 0	0- 3			
0- 0	0- 0	0- 0	NEUTRAL	0- 0	0- 0	0- 0			
1- 5	0- 1	0- 0	NON-CONFERENCE	0- 0	0- 0	1- 4			
1- 1	0- 0	0- 0	HOME	0- 0	0- 0	1- 1			
0- 4	0- 1	0- 0	AWAY	0- 0	0- 0	0- 3			
0- 0	0- 0	0- 0	NEUTRAL	0- 0	0- 0	0- 0			
0- 0	0- 0	0- 0	CONFERENCE	0- 0	0- 0	0- 0			
0- 0	0- 0	0- 0	HOME	0- 0	0- 0	0- 0			
0- 0	0- 0	0- 0	AWAY	0- 0	0- 0	0- 0			
0- 0	0- 0	0- 0	NEUTRAL	0- 0	0- 0	0- 0			

RPI S Opponent Score	RPI S Opponent Score	RPI S Opponent Score	RPI S Opponent Score
12 A Tennessee 49 97			153 A Vanderbilt 43 78
			197 A UNCW 48 63
			212 H Wofford 61 50
			264 A Samford 54 75
			298 H South Carolina St. 48 57
Team's RPI: 307			
LAST 12 Division I GAMES:			
		264 A Samford 54 75	
		153 A Vanderbilt 43 78	
		298 H South Carolina St. 48 57	
		212 H Wofford 61 50	
		197 A UNCW 48 63	
		12 A Tennessee 49 97	

Non-Div I Games:

Presbyterian

Average RPI	Win:	212	WON-LOST	WINNING	LAST 10	STRENGTH OF	OPP. STRENGTH	TEAM	ADJ.	CONF.	ADJ CONF.
Average RPI	Loss:	93	RECORD	PCT. RANK	GAMES	SCHEDULE	OF SCHEDULE	RPI	RPI	RPI	RPI
DIV. I ONLY		3- 7		252	1- 0	71		122	182	17	17
DIV. I NON-CONF.		3- 7		252	1- 0	71		122	182	17	17

TOTALS	RPI 1-25		RPI 26-50		W-L RECORDS	RPI 51-100		RPI 101-150		RPI 150+	
3- 7	0- 1		0- 1		OVERALL	1- 2		0- 2		2- 1	
2- 1	0- 0		0- 0		HOME	1- 0		0- 1		1- 0	
1- 3	0- 0		0- 0		AWAY	0- 1		0- 1		1- 1	
0- 3	0- 1		0- 1		NEUTRAL	0- 1		0- 0		0- 0	
3- 7	0- 1		0- 1		NON-CONFERENCE	1- 2		0- 2		2- 1	
2- 1	0- 0		0- 0		HOME	1- 0		0- 1		1- 0	
1- 3	0- 0		0- 0		AWAY	0- 1		0- 1		1- 1	
0- 3	0- 1		0- 1		NEUTRAL	0- 1		0- 0		0- 0	
0- 0	0- 0		0- 0		CONFERENCE	0- 0		0- 0		0- 0	
0- 0	0- 0		0- 0		HOME	0- 0		0- 0		0- 0	
0- 0	0- 0		0- 0		AWAY	0- 0		0- 0		0- 0	
0- 0	0- 0		0- 0		NEUTRAL	0- 0		0- 0		0- 0	

RPI 1-25				RPI 26-50				RPI 51-100				RPI 101+ Team's RPI: 182			
RPI	S	Opponent	Score	RPI	S	Opponent	Score	RPI	S	Opponent	Score	RPI	S	Opponent	Score
11	N	Syracuse	61 92	39	N	DePaul	67 82	60	A	Villanova	46 67	114	H	Seton Hall	66 70
								76	H	Quinnipiac	54 42	115	A	Penn St.	71 79
								95	N	Kansas St.	61 80	217	A	George Washington	49 64
												249	A	Rider	89 65
												312	H	Davidson	65 57
LAST 12 Division I GAMES:															
				76	H	Quinnipiac	54 42	115	A	Penn St.	71 79				
				312	H	Davidson	65 57	114	H	Seton Hall	66 70				
				60	A	Villanova	46 67	217	A	George Washington	49 64				
				95	N	Kansas St.	61 80	249	A	Rider	89 65				
				11	N	Syracuse	61 92								
				39	N	DePaul	67 82								

Non-Div I Games:

Princeton

Average RPI		Win: 209	WON-LOST	WINNING	LAST 10	STRENGTH OF		OPP. STRENGTH	TEAM	ADJ.	CONF.	ADJ CONF.
Loss: 99			RECORD	PCT. RANK	GAMES	SCHEDULE		OF SCHEDULE	RPI	RPI	RPI	RPI
DIV. I	ONLY		5- 3	114	1- 0	206		119	127	127	4	4
DIV. I	NON-CONF.		5- 3	114	1- 0	206		119	127	127	4	4

TOTALS		RPI 1-25		RPI 26-50		W-L RECORDS		RPI 51-100	RPI 101-150		RPI 150+	
5- 3		0- 0		0- 0		OVERALL		0- 1	2- 2		3- 0	
2- 1		0- 0		0- 0		HOME		0- 1	1- 0		1- 0	
2- 2		0- 0		0- 0		AWAY		0- 0	1- 2		1- 0	
1- 0		0- 0		0- 0		NEUTRAL		0- 0	0- 0		1- 0	
5- 3		0- 0		0- 0		NON-CONFERENCE		0- 1	2- 2		3- 0	
2- 1		0- 0		0- 0		HOME		0- 1	1- 0		1- 0	
2- 2		0- 0		0- 0		AWAY		0- 0	1- 2		1- 0	
1- 0		0- 0		0- 0		NEUTRAL		0- 0	0- 0		1- 0	
0- 0		0- 0		0- 0		CONFERENCE		0- 0	0- 0		0- 0	
0- 0		0- 0		0- 0		HOME		0- 0	0- 0		0- 0	
0- 0		0- 0		0- 0		AWAY		0- 0	0- 0		0- 0	
0- 0		0- 0		0- 0		NEUTRAL		0- 0	0- 0		0- 0	

RPI 1-25				RPI 26-50				RPI 51-100				RPI 101+				Team's RPI: 127
RPI	S	Opponent	Score	RPI	S	Opponent	Score	RPI	S	Opponent	Score	RPI	S	Opponent	Score	
								76	H	Quinnipiac	44 48	107	A	Rhode Island	65 72	
												115	A	Penn St.	72 74	
												118	A	Boston College	61 57	
												137	H	Yale	59 42	
												211	H	Sacred Heart	62 52	
												269	N	Bryant	72 64	
												310	A	UMass Lowell	71 47	

LAST 12 Division I GAMES:																
				107	A	Rhode Island	65 72			269	N	Bryant	72 64			
				137	H	Yale	59 42			310	A	UMass Lowell	71 47			
				118	A	Boston College	61 57									
				211	H	Sacred Heart	62 52									
				76	H	Quinnipiac	44 48									
				115	A	Penn St.	72 74									

Non-Div I Games:

Providence

Purdue

Purdue			Through Games Of Dec. 10, 2018								
Average RPI	Win:	207	WON-LOST RECORD	WINNING PCT. RANK	LAST 10 GAMES	STRENGTH OF SCHEDULE	OPP. STRENGTH OF SCHEDULE	TEAM RPI	ADJ. RPI	CONF. RPI	ADJ CONF. RPI
Average RPI	Loss:	51									
DIV. I ONLY			7- 3	91	1- 0	89	140	65	65	3	3
DIV. I NON-CONF.			7- 3	91	1- 0	89	140	65	65	3	3

TOTALS		RPI 1-25		RPI 26-50		W-L RECORDS		RPI 51-100	RPI 101-150		RPI 150+
7- 3		1- 1		0- 0		OVERALL		0- 2	0- 0		6- 0
5- 0		1- 0		0- 0		HOME		0- 0	0- 0		4- 0
1- 1		0- 0		0- 0		AWAY		0- 1	0- 0		1- 0
1- 2		0- 1		0- 0		NEUTRAL		0- 1	0- 0		1- 0
7- 3		1- 1		0- 0		NON-CONFERENCE		0- 2	0- 0		6- 0
5- 0		1- 0		0- 0		HOME		0- 0	0- 0		4- 0
1- 1		0- 0		0- 0		AWAY		0- 1	0- 0		1- 0
1- 2		0- 1		0- 0		NEUTRAL		0- 1	0- 0		1- 0
0- 0		0- 0		0- 0		CONFERENCE		0- 0	0- 0		0- 0
0- 0		0- 0		0- 0		HOME		0- 0	0- 0		0- 0
0- 0		0- 0		0- 0		AWAY		0- 0	0- 0		0- 0
0- 0		0- 0		0- 0		NEUTRAL		0- 0	0- 0		0- 0

RPI 1-25			
RPI	S	Opponent	Score
3	N	UConn	40 86
14	H	Miami (FL)	74 63

RPI 26-50			
RPI	S	Opponent	Score

RPI 51-100			
RPI	S	Opponent	Score
68	N	St. John's (NY)	62 68
81	A	Ohio	73 80

RPI 101+			
RPI	S	Opponent	Score
163	H	Harvard	66 65
171	H	Loyola Chicago	65 41
236	N	Ole Miss	70 59
251	H	Western Ill.	81 60
296	A	Ball St.	80 38
321	H	Purdue Fort Wayne	78 44

LAST 12 Division I GAMES:			
321	H	Purdue Fort Wayne	78 44
251	H	Western Ill.	81 60
163	H	Harvard	66 65
296	A	Ball St.	80 38
171	H	Loyola Chicago	65 41
81	A	Ohio	73 80
14	H	Miami (FL)	74 63
3	N	UConn	40 86
236	N	Ole Miss	70 59
68	N	St. John's (NY)	62 68

Non-Div I Games:

Purdue

Purdue

Average RPI Win:	347	WON-LOST	WINNING	LAST 10	STRENGTH OF	OPP. STRENGTH	TEAM	ADJ.	CONF.	ADJ CONF.
Average RPI Loss:	194	RECORD	PCT. RANK	GAMES	SCHEDULE	OF SCHEDULE	RPI	RPI	RPI	RPI

DIV. I ONLY	1- 7	307	0- 1	244	338	321	321	12	12
DIV. I NON-CONF.	1- 7	307	0- 1	244	338	321	321	12	12

TOTALS	RPI 1-25	RPI 26-50	W-L RECORDS	RPI 51-100	RPI 101-150	RPI 150+			
1- 7	0- 0	0- 0	OVERALL	0- 1	0- 0	1- 6			
0- 2	0- 0	0- 0	HOME	0- 0	0- 0	0- 2			
1- 5	0- 0	0- 0	AWAY	0- 1	0- 0	1- 4			
0- 0	0- 0	0- 0	NEUTRAL	0- 0	0- 0	0- 0			
1- 7	0- 0	0- 0	NON-CONFERENCE	0- 1	0- 0	1- 6			
0- 2	0- 0	0- 0	HOME	0- 0	0- 0	0- 2			
1- 5	0- 0	0- 0	AWAY	0- 1	0- 0	1- 4			
0- 0	0- 0	0- 0	NEUTRAL	0- 0	0- 0	0- 0			
0- 0	0- 0	0- 0	CONFERENCE	0- 0	0- 0	0- 0			
0- 0	0- 0	0- 0	HOME	0- 0	0- 0	0- 0			
0- 0	0- 0	0- 0	AWAY	0- 0	0- 0	0- 0			
0- 0	0- 0	0- 0	NEUTRAL	0- 0	0- 0	0- 0			

RPI 1-25				RPI 26-50				RPI 51-100				RPI 101+ Team's RPI: 321					
RPI	S	Opponent	Score	RPI	S	Opponent	Score	RPI	S	Opponent	Score	RPI	S	Opponent	Score		
								65	A	Purdue	44	78	171	A	Loyol a Chi cago	67	81
												174	H	Eastern Mi ch.	72	87	
												186	A	Mi l waukee	48	70	
												213	H	SI UE	49	57	
												229	A	Eastern III.	63	72	
												319	A	Western Mi ch.	61	69	
												347	A	Evansvi l l e	72	66	
LAST 12 Di vi s i o n I GAMES:																	
				174	H	Eastern Mi ch.	72	87	171	A	Loyol a Chi cago	67	81				
				186	A	Mi l waukee	48	70	213	H	SI UE	49	57				
									347	A	Evansvi l l e	72	66				
									65	A	Purdue	44	78				
									229	A	Eastern III.	63	72				
									319	A	Western Mi ch.	61	69				

Non-Di v I Games: Taylor (IN) 84 74 Ind. -Kokomo 87 50

Average RPI	Win:	184	WON-LOST	WINNING	LAST 10	STRENGTH OF	OPP. STRENGTH	TEAM	ADJ.	CONF.	ADJ CONF.
Average RPI	Loss:	83	RECORD	PCT. RANK	GAMES	SCHEDULE	OF SCHEDULE	RPI	RPI	RPI	RPI
DIV. I ONLY		4- 5		192	1- 0	35	173	76	76	28	28
DIV. I NON-CONF.		4- 5		192	1- 0	35	173	76	76	28	28

TOTALS	RPI 1-25		RPI 26-50		W-L RECORDS	RPI 51-100		RPI 101-150		RPI 150+	
4- 5	0- 0		0- 1		OVERALL	0- 3		2- 0		2- 1	
0- 1	0- 0		0- 0		HOME	0- 1		0- 0		0- 0	
3- 2	0- 0		0- 0		AWAY	0- 1		2- 0		1- 1	
1- 2	0- 0		0- 1		NEUTRAL	0- 1		0- 0		1- 0	
4- 5	0- 0		0- 1		NON-CONFERENCE	0- 3		2- 0		2- 1	
0- 1	0- 0		0- 0		HOME	0- 1		0- 0		0- 0	
3- 2	0- 0		0- 0		AWAY	0- 1		2- 0		1- 1	
1- 2	0- 0		0- 1		NEUTRAL	0- 1		0- 0		1- 0	
0- 0	0- 0		0- 0		CONFERENCE	0- 0		0- 0		0- 0	
0- 0	0- 0		0- 0		HOME	0- 0		0- 0		0- 0	
0- 0	0- 0		0- 0		AWAY	0- 0		0- 0		0- 0	
0- 0	0- 0		0- 0		NEUTRAL	0- 0		0- 0		0- 0	

RPI 1-25				RPI 26-50				RPI 51-100				RPI 101+			
RPI	S	Opponent	Score	RPI	S	Opponent	Score	RPI	S	Opponent	Score	RPI	S	Opponent	Score
				48	N	Texas	55 56	52	H	Central Mi ch.	52 67	127	A	Provi dence	48 44
								58	A	Bucknel I	58 75	148	A	Drexel	56 52
								77	N	Mi ssouri	51 65	163	A	Harvard	72 67
												182	A	Princeton	42 54
												296	N	Ball St.	69 66
LAST 12 Division I GAMES:															
				296	N	Ball St.	69 66	127	A	Provi dence	48 44				
				77	N	Mi ssouri	51 65	58	A	Bucknel I	58 75				
				182	A	Princeton	42 54	148	A	Drexel	56 52				
				52	H	Central Mi ch.	52 67								
				163	A	Harvard	72 67								
				48	N	Texas	55 56								

Non-Div I Games:

Qui nni pi ac

Average RPI Win: 239

Average RPI Loss: 54

WON-LOST
RECORDWINNING
PCT. RANKLAST 10
GAMESSTRENGTH OF
SCHEDULEOPP. STRENGTH
OF SCHEDULETEAM
RPIADJ.
RPICONF.
RPIADJ CONF.
RPIDIV. I ONLY
DIV. I NON-CONF.4- 3
4- 3134
1341- 0
1- 0117
117106
10693
9393
9329
2929
29

TOTALS

RPI 1-25

RPI 26-50

W-L RECORDS

RPI 51-100

RPI 101-150

RPI 150+

4- 3 0- 1
2- 0 0- 0
1- 2 0- 1
1- 1 0- 00- 1
0- 0
0- 1
0- 0OVERALL
HOME
AWAY
NEUTRAL0- 0
0- 0
0- 0
0- 01- 1
0- 0
1- 0
0- 13- 0
2- 0
0- 0
1- 04- 3 0- 1
2- 0 0- 0
1- 2 0- 1
1- 1 0- 00- 1
0- 0
0- 1
0- 0NON-CONFERENCE
HOME
AWAY
NEUTRAL0- 0
0- 0
0- 0
0- 01- 1
0- 0
1- 0
0- 13- 0
2- 0
0- 0
1- 00- 0 0- 0
0- 0 0- 0
0- 0 0- 0
0- 0 0- 00- 0
0- 0
0- 0
0- 0CONFERENCE
HOME
AWAY
NEUTRAL0- 0
0- 0
0- 0
0- 00- 0
0- 0
0- 0
0- 00- 0
0- 0
0- 0
0- 0

RPI 1-25

RPI 26-50

RPI 51-100 Team's RPI: 93

RPI 101+

RPI S Opponent Score
4 A NC State 58 75RPI S Opponent Score
37 A Virginia Tech 44 55

RPI S Opponent Score

RPI S Opponent Score
121 N Nebraska 39 77
149 A Virginia 57 44
223 N Temple 56 50
285 H ETSU 79 64
298 H South Carolina St. 61 31

LAST 12 Division I GAMES:

223 N Temple 56 50
4 A NC State 58 75
285 H ETSU 79 64
298 H South Carolina St. 61 31149 A Virginia 57 44
37 A Virginia Tech 44 55
121 N Nebraska 39 77

Radford

Radford

Non-Div I Games:

Radford

Average RPI	Win:	223	WON-LOST	WINNING	LAST 10	STRENGTH OF	OPP. STRENGTH	TEAM	ADJ.	CONF.	ADJ CONF.
Average RPI	Loss:	94	RECORD	PCT. RANK	GAMES	SCHEDULE	OF SCHEDULE	RPI	RPI	RPI	RPI
DIV. I ONLY		5- 4		145	1- 0	100	169	107	107	16	16
DIV. I NON-CONF.		5- 4		145	1- 0	100	169	107	107	16	16
<hr/>											
TOTALS	RPI 1-25		RPI 26-50		W-L RECORDS	RPI 51-100		RPI 101-150		RPI 150+	
5- 4	0- 1		0- 1		OVERALL	0- 0		1- 1		4- 1	
3- 1	0- 0		0- 0		HOME	0- 0		1- 1		2- 0	
2- 3	0- 1		0- 1		AWAY	0- 0		0- 0		2- 1	
0- 0	0- 0		0- 0		NEUTRAL	0- 0		0- 0		0- 0	
5- 4	0- 1		0- 1		NON-CONFERENCE	0- 0		1- 1		4- 1	
3- 1	0- 0		0- 0		HOME	0- 0		1- 1		2- 0	
2- 3	0- 1		0- 1		AWAY	0- 0		0- 0		2- 1	
0- 0	0- 0		0- 0		NEUTRAL	0- 0		0- 0		0- 0	
0- 0	0- 0		0- 0		CONFERENCE	0- 0		0- 0		0- 0	
0- 0	0- 0		0- 0		HOME	0- 0		0- 0		0- 0	
0- 0	0- 0		0- 0		AWAY	0- 0		0- 0		0- 0	
0- 0	0- 0		0- 0		NEUTRAL	0- 0		0- 0		0- 0	

RPI 1-25				RPI 26-50				RPI 51-100				RPI 101+ Team's RPI: 107			
RPI	S	Opponent	Score	RPI	S	Opponent	Score	RPI	S	Opponent	Score	RPI	S	Opponent	Score
15	A	Kentucky	52 75	46	A	Clemson	67 80					118	H	Boston College	64 88
												127	H	Providence	72 65
												175	H	North Dakota	77 63
												198	A	Holy Cross	65 73
												230	H	Brown	72 67
												284	A	Robert Morris	46 41
												297	A	Vermont	61 58
<hr/>															
LAST 12 Division I GAMES:															
230	H	Brown	72 67	15	A	Kentucky	52 75	127	H	Providence	72 65	175	H	North Dakota	77 63
46	A	Clemson	67 80					198	A	Holy Cross	65 73	297	A	Vermont	61 58
118	H	Boston College	64 88					284	A	Robert Morris	46 41				

Non-Div I Games:

Rhode Island

**R
i
c
e**

R
i
c
e

Ri ce

Average RPI	Win:	303	WON-LOST	WINNING	LAST 10	STRENGTH OF	OPP. STRENGTH	TEAM	ADJ.	CONF.	ADJ CONF.
Average RPI	Loss:	146	RECORD	PCT. RANK	GAMES	SCHEDULE	OF SCHEDULE	RPI	RPI	RPI	RPI
DIV. I ONLY		2- 7		275	1- 0	171	215	288	288	16	16
DIV. I NON-CONF.		2- 7		275	1- 0	171	215	288	288	16	16

TOTALS	RPI 1-25		RPI 26-50		W-L RECORDS	RPI 51-100		RPI 101-150		RPI 150+	
2- 7	0- 0		0- 2		OVERALL	0- 1		0- 0		2- 4	
2- 2	0- 0		0- 0		HOME	0- 0		0- 0		2- 2	
0- 4	0- 0		0- 1		AWAY	0- 1		0- 0		0- 2	
0- 1	0- 0		0- 1		NEUTRAL	0- 0		0- 0		0- 0	
2- 7	0- 0		0- 2		NON-CONFERENCE	0- 1		0- 0		2- 4	
2- 2	0- 0		0- 0		HOME	0- 0		0- 0		2- 2	
0- 4	0- 0		0- 1		AWAY	0- 1		0- 0		0- 2	
0- 1	0- 0		0- 1		NEUTRAL	0- 0		0- 0		0- 0	
0- 0	0- 0		0- 0		CONFERENCE	0- 0		0- 0		0- 0	
0- 0	0- 0		0- 0		HOME	0- 0		0- 0		0- 0	
0- 0	0- 0		0- 0		AWAY	0- 0		0- 0		0- 0	
0- 0	0- 0		0- 0		NEUTRAL	0- 0		0- 0		0- 0	

RPI 1-25				RPI 26-50				RPI 51-100				RPI 101+ Team's RPI: 288			
RPI	S	Opponent	Score	RPI	S	Opponent	Score	RPI	S	Opponent	Score	RPI	S	Opponent	Score
				33	A	UCF	48 70	94	A	Wake Forest	48 62	170	H	Georgetown	53 73
				37	N	Virginia Tech	57 85					184	A	William & Mary	55 65
												247	A	Fla. Atlantic	55 69
												260	H	Fairfield	40 58
												273	H	Howard	67 60
												333	H	UMES	57 55

LAST 12 Division I GAMES:															
				33	A	UCF	48 70	273	H	Howard	67 60				
				247	A	Fla. Atlantic	55 69	184	A	William & Mary	55 65				
				333	H	UMES	57 55	37	N	Virginia Tech	57 85				
				94	A	Wake Forest	48 62								
				260	H	Fairfield	40 58								
				170	H	Georgetown	53 73								

Non-Div I Games:

Ri chmond

Average RPI	Win:	273	WON-LOST	WINNING	LAST 10	STRENGTH OF	OPP. STRENGTH	TEAM	ADJ.	CONF.	ADJ CONF.
Average RPI	Loss:	195	RECORD	PCT. RANK	GAMES	SCHEDULE	OF SCHEDULE	RPI	RPI	RPI	RPI
DIV. I ONLY		4- 5		192	0- 1	261	272	249	249	28	28
DIV. I NON-CONF.		4- 5		192	0- 1	261	272	249	249	28	28

TOTALS	RPI 1-25		RPI 26-50		W-L RECORDS	RPI 51-100		RPI 101-150		RPI 150+	
4- 5	0- 0		0- 0		OVERALL	0- 0		1- 1		3- 4	
2- 2	0- 0		0- 0		HOME	0- 0		1- 0		1- 2	
2- 2	0- 0		0- 0		AWAY	0- 0		0- 0		2- 2	
0- 1	0- 0		0- 0		NEUTRAL	0- 0		0- 1		0- 0	
4- 5	0- 0		0- 0		NON-CONFERENCE	0- 0		1- 1		3- 4	
2- 2	0- 0		0- 0		HOME	0- 0		1- 0		1- 2	
2- 2	0- 0		0- 0		AWAY	0- 0		0- 0		2- 2	
0- 1	0- 0		0- 0		NEUTRAL	0- 0		0- 1		0- 0	
0- 0	0- 0		0- 0		CONFERENCE	0- 0		0- 0		0- 0	
0- 0	0- 0		0- 0		HOME	0- 0		0- 0		0- 0	
0- 0	0- 0		0- 0		AWAY	0- 0		0- 0		0- 0	
0- 0	0- 0		0- 0		NEUTRAL	0- 0		0- 0		0- 0	

RPI 1-25				RPI 26-50				RPI 51-100				RPI 101+ Team's RPI: 249			
RPI	S	Opponent	Score	RPI	S	Opponent	Score	RPI	S	Opponent	Score	RPI	S	Opponent	Score
												118	N	Boston College	61 112
												146	H	Mt. St. Mary's	85 67
												180	H	Navy	60 66
												182	H	Princeton	65 89
												198	A	Holy Cross	61 71
												297	A	Vermont	49 54
												299	A	Binghamton	62 57
												306	A	Saint Joseph's	56 54
												341	H	NJIT	67 46

LAST 12 Division I GAMES:															
198	A	Holy Cross	61 71	118	N	Boston College	61 112	299	A	Binghamton	62 57				
297	A	Vermont	49 54	180	H	Navy	60 66								
182	H	Princeton	65 89	341	H	NJIT	67 46								
				306	A	Saint Joseph's	56 54								
				146	H	Mt. St. Mary's	85 67								

Non-Div I Games:

Ri der

Average RPI Win: 302		WON-LOST	WINNING	LAST 10	STRENGTH OF	OPP. STRENGTH	TEAM	ADJ.	CONF.	ADJ CONF.
Loss: 117		RECORD	PCT. RANK	GAMES	SCHEDULE	OF SCHEDULE	RPI	RPI	RPI	RPI
DIV. I ONLY		1- 7	307	0- 1	144	118	284	284	31	31
DIV. I NON-CONF.		1- 7	307	0- 1	144	118	284	284	31	31
TOTALS		RPI 1-25	RPI 26-50	W-L RECORDS		RPI 51-100	RPI 101-150	RPI 150+		
1- 7	0- 1		0- 0	OVERALL		0- 1	0- 3	1- 2		
1- 2	0- 0		0- 0	HOME		0- 0	0- 1	1- 1		
0- 4	0- 1		0- 0	AWAY		0- 1	0- 2	0- 0		
0- 1	0- 0		0- 0	NEUTRAL		0- 0	0- 0	0- 1		
1- 7	0- 1		0- 0	NON-CONFERENCE		0- 1	0- 3	1- 2		
1- 2	0- 0		0- 0	HOME		0- 0	0- 1	1- 1		
0- 4	0- 1		0- 0	AWAY		0- 1	0- 2	0- 0		
0- 1	0- 0		0- 0	NEUTRAL		0- 0	0- 0	0- 1		
0- 0	0- 0		0- 0	CONFERENCE		0- 0	0- 0	0- 0		
0- 0	0- 0		0- 0	HOME		0- 0	0- 0	0- 0		
0- 0	0- 0		0- 0	AWAY		0- 0	0- 0	0- 0		
0- 0	0- 0		0- 0	NEUTRAL		0- 0	0- 0	0- 0		

RPI 1-25			
RPI	S	Opponent	Score
24	A	Iowa	63 92
RPI 26-50			
RPI	S	Opponent	Score
RPI 51-100			
RPI	S	Opponent	Score
66	A	Loyola Marymount	53 61
Team's RPI: 284			
RPI	S	Opponent	Score
107	H	Rhode Island	41 46
142	A	Bowling Green	60 61
144	A	Youngstown St.	59 69
165	H	Kent St.	46 54
171	N	SMU	55 60
302	H	La Salle	67 39
LAST 12 Division I GAMES:			
66	A	Loyola Marymount	53 61
165	H	Kent St.	46 54
24	A	Iowa	63 92
171	N	SMU	55 60
142	A	Bowling Green	60 61
107	H	Rhode Island	41 46
302	H	La Salle	67 39
144	A	Youngstown St.	59 69

Non-Div I Games:

Robert Morris

Average RPI	Win:	233	WON-LOST	WINNING	LAST 10	STRENGTH OF	OPP. STRENGTH	TEAM	ADJ.	CONF.	ADJ CONF.
Average RPI	Loss:	21	RECORD	PCT. RANK	GAMES	SCHEDULE	OF SCHEDULE	RPI	RPI	RPI	RPI
DIV. I ONLY		6- 3	98	1- 0	129	158	98	98	3	3	
DIV. I NON-CONF.		6- 3	98	1- 1	129	158	98	98	3	3	

TOTALS	RPI 1-25		RPI 26-50		W-L RECORDS	RPI 51-100	RPI 101-150		RPI 150+		
6- 3	0- 2		0- 1		OVERALL	0- 0	1- 0		5- 0		
4- 0	0- 0		0- 0		HOME	0- 0	1- 0		3- 0		
1- 1	0- 0		0- 1		AWAY	0- 0	0- 0		1- 0		
1- 2	0- 2		0- 0		NEUTRAL	0- 0	0- 0		1- 0		
6- 3	0- 2		0- 1		NON-CONFERENCE	0- 0	1- 0		5- 0		
4- 0	0- 0		0- 0		HOME	0- 0	1- 0		3- 0		
1- 1	0- 0		0- 1		AWAY	0- 0	0- 0		1- 0		
1- 2	0- 2		0- 0		NEUTRAL	0- 0	0- 0		1- 0		
0- 0	0- 0		0- 0		CONFERENCE	0- 0	0- 0		0- 0		
0- 0	0- 0		0- 0		HOME	0- 0	0- 0		0- 0		
0- 0	0- 0		0- 0		AWAY	0- 0	0- 0		0- 0		
0- 0	0- 0		0- 0		NEUTRAL	0- 0	0- 0		0- 0		

RPI 1-25				RPI 26-50				RPI 51-100 Team's RPI: 98				RPI 101+			
RPI	S	Opponent	Score	RPI	S	Opponent	Score	RPI	S	Opponent	Score	RPI	S	Opponent	Score
9	N	Drake	59 69	37	A	Virginia Tech	51 67					101	H	Stony Brook	61 47
16	N	Gonzaga	40 57									163	A	Harvard	60 49
												244	H	Saint Francis (PA)	96 52
												266	H	Central Conn. St.	73 44
												285	N	ETSU	68 44
												340	H	Albany (NY)	65 39

LAST 12 Division I GAMES:															
16	N	Gonzaga	40 57	285	N	ETSU	68 44	101	H	Stony Brook	61 47	244	H	Saint Francis (PA)	96 52
163	A	Harvard	60 49												
37	A	Virginia Tech	51 67												
9	N	Drake	59 69												
340	H	Albany (NY)	65 39												
266	H	Central Conn. St.	73 44												

Non-Div I Games:

Rutgers

Average RPI Win:	176	WON-LOST	WINNING	LAST 10	STRENGTH OF	OPP. STRENGTH	TEAM	ADJ.	CONF.	ADJ CONF.
Average RPI Loss:	102	RECORD	PCT. RANK	GAMES	SCHEDULE	OF SCHEDULE	RPI	RPI	RPI	RPI
DIV. I ONLY	4- 2	98	1- 0	151	152	89	89	23	23	
DIV. I NON-CONF.	4- 2	98	1- 0	151	152	89	89	23	23	
<hr/>										
TOTALS	RPI 1-25	RPI 26-50	W-L RECORDS	RPI 51-100	RPI 101-150	RPI 150+				
4- 2	0- 1	0- 0	OVERALL	0- 0	3- 0	1- 1				
3- 0	0- 0	0- 0	HOME	0- 0	2- 0	1- 0				
0- 2	0- 1	0- 0	AWAY	0- 0	0- 0	0- 1				
1- 0	0- 0	0- 0	NEUTRAL	0- 0	1- 0	0- 0				
4- 2	0- 1	0- 0	NON-CONFERENCE	0- 0	3- 0	1- 1				
3- 0	0- 0	0- 0	HOME	0- 0	2- 0	1- 0				
0- 2	0- 1	0- 0	AWAY	0- 0	0- 0	0- 1				
1- 0	0- 0	0- 0	NEUTRAL	0- 0	1- 0	0- 0				
0- 0	0- 0	0- 0	CONFERENCE	0- 0	0- 0	0- 0				
0- 0	0- 0	0- 0	HOME	0- 0	0- 0	0- 0				
0- 0	0- 0	0- 0	AWAY	0- 0	0- 0	0- 0				
0- 0	0- 0	0- 0	NEUTRAL	0- 0	0- 0	0- 0				

RPI 1-25				RPI 26-50				RPI 51-100				RPI 101+			
RPI	S	Opponent	Score	RPI	S	Opponent	Score	RPI	S	Opponent	Score	RPI	S	Opponent	Score
14	A	Mi ami (FL)	60 81									106	H	Montana St.	60 53
												120	H	Tul sa	76 34
												137	N	Yal e	67 57
												190	A	Texas Tech	69 77
												339	H	Morgan St.	69 42
<hr/>															
LAST 12 Division I GAMES:															
339	H	Morgan St.	69 42	137	N	Yal e	67 57								
14	A	Mi ami (FL)	60 81	106	H	Montana St.	60 53								
				190	A	Texas Tech	69 77								
				120	H	Tul sa	76 34								

Non-Div I Games: Wiley 97 38 Our Lady of the Lake 93 77

SFA

S
I
U
E

SIUE				Through Games Of Dec. 10, 2018																
Average RPI Win:		312	WON-LOST RECORD		WINNING PCT. RANK		LAST 10 GAMES		STRENGTH OF SCHEDULE		OPP. STRENGTH OF SCHEDULE		TEAM RPI		ADJ. RPI		CONF. RPI		ADJ CONF. RPI	
DIV. I ONLY			4- 3		134		1- 0		308		324		213		213		21		21	
DIV. I NON-CONF.			4- 3		134		1- 0		308		324		213		213		21		21	
TOTALS		RPI 1-25		RPI 26-50		W-L RECORDS		RPI 51-100		RPI 101-150		RPI 150+								
4- 3		0- 0		0- 0		OVERALL		0- 1		0- 0		4- 2								
1- 0		0- 0		0- 0		HOME		0- 0		0- 0		1- 0								
3- 3		0- 0		0- 0		AWAY		0- 1		0- 0		3- 2								
0- 0		0- 0		0- 0		NEUTRAL		0- 0		0- 0		0- 0								
4- 3		0- 0		0- 0		NON-CONFERENCE		0- 1		0- 0		4- 2								
1- 0		0- 0		0- 0		HOME		0- 0		0- 0		1- 0								
3- 3		0- 0		0- 0		AWAY		0- 1		0- 0		3- 2								
0- 0		0- 0		0- 0		NEUTRAL		0- 0		0- 0		0- 0								
0- 0		0- 0		0- 0		CONFERENCE		0- 0		0- 0		0- 0								
0- 0		0- 0		0- 0		HOME		0- 0		0- 0		0- 0								
0- 0		0- 0		0- 0		AWAY		0- 0		0- 0		0- 0								
0- 0		0- 0		0- 0		NEUTRAL		0- 0		0- 0		0- 0								
RPI 1-25				RPI 26-50				RPI 51-100				RPI 101+				Team's RPI: 213				
RPI	S	Opponent	Score	RPI	S	Opponent	Score	RPI	S	Opponent	Score	RPI	S	Opponent	Score					
								77	A	Missouri	36	59	171	A	Loyol a Chi cago	43	56			
												188	A	Sai nt Loui s	56	63				
												254	H	Ill i noi s St.	68	61				
												321	A	Purdue Fort Wayne	57	49				
												325	A	Chi cago St.	82	66				
												347	A	Evansville	54	45				
LAST 12 Division I GAMES:																				
325	A	Chi cago St.	82	66	77	A	Mi ssouri	36	59	347	A	Evansville	54	45	254	H	Ill i noi s St.	68	61	
171	A	Loyol a Chi cago	43	56																
188	A	Sai nt Loui s	56	63																
321	A	Purdue Fort Wayne	57	49																

S
I
U
E

Non-Di v I Games:

SIUE

Average RPI	Win:	225	WON-LOST	WINNING	LAST 10	STRENGTH OF	OPP. STRENGTH	TEAM	ADJ.	CONF.	ADJ CONF.
Average RPI	Loss:	165	RECORD	PCT. RANK	GAMES	SCHEDULE	OF SCHEDULE	RPI	RPI	RPI	RPI
DIV. I ONLY		2- 3		206	0- 1	201	279	267	267	11	11
DIV. I NON-CONF.		2- 3		206	0- 1	201	279	267	267	11	11
<hr/>											
TOTALS	RPI 1-25		RPI 26-50		W-L RECORDS	RPI 51-100		RPI 101-150		RPI 150+	
2- 3	0- 0		0- 0		OVERALL	0- 0		1- 2		1- 1	
1- 2	0- 0		0- 0		HOME	0- 0		0- 1		1- 1	
0- 0	0- 0		0- 0		AWAY	0- 0		0- 0		0- 0	
1- 1	0- 0		0- 0		NEUTRAL	0- 0		1- 1		0- 0	
2- 3	0- 0		0- 0		NON-CONFERENCE	0- 0		1- 2		1- 1	
1- 2	0- 0		0- 0		HOME	0- 0		0- 1		1- 1	
0- 0	0- 0		0- 0		AWAY	0- 0		0- 0		0- 0	
1- 1	0- 0		0- 0		NEUTRAL	0- 0		1- 1		0- 0	
0- 0	0- 0		0- 0		CONFERENCE	0- 0		0- 0		0- 0	
0- 0	0- 0		0- 0		HOME	0- 0		0- 0		0- 0	
0- 0	0- 0		0- 0		AWAY	0- 0		0- 0		0- 0	
0- 0	0- 0		0- 0		NEUTRAL	0- 0		0- 0		0- 0	

RPI 1-25				RPI 26-50				RPI 51-100				RPI 101+ Team's RPI: 267			
RPI	S	Opponent	Score	RPI	S	Opponent	Score	RPI	S	Opponent	Score	RPI	S	Opponent	Score
												113	H	UC Davi s	60 109
												136	N	Ill i noi s	109 107
												139	N	Pepperdi ne	97 113
												242	H	San Franci sco	75 86
												314	H	Cal Poly	88 85
<hr/>															
LAST 12 Division I GAMES:															
								113	H	UC Davi s	60 109				
								242	H	San Franci sco	75 86				
								136	N	Ill i noi s	109 107				
								139	N	Pepperdi ne	97 113				
								314	H	Cal Poly	88 85				

Non-Div I Games: Antelope Valley 86 80

Sacramento St.

Average RPI	Win:	266	WON-LOST	WINNING	LAST 10	STRENGTH OF	OPP. STRENGTH	TEAM	ADJ.	CONF.	ADJ CONF.
Average RPI	Loss:	151	RECORD	PCT. RANK	GAMES	SCHEDULE	OF SCHEDULE	RPI	RPI	RPI	RPI
DIV. I ONLY		3- 5		218	0- 1	161	248	211	211	31	31
DIV. I NON-CONF.		3- 5		218	0- 1	161	248	211	211	31	31

TOTALS	RPI 1-25		RPI 26-50		W-L RECORDS	RPI 51-100		RPI 101-150		RPI 150+	
3- 5	0- 0		0- 0		OVERALL	0- 0		0- 2		3- 3	
1- 2	0- 0		0- 0		HOME	0- 0		0- 1		1- 1	
2- 3	0- 0		0- 0		AWAY	0- 0		0- 1		2- 2	
0- 0	0- 0		0- 0		NEUTRAL	0- 0		0- 0		0- 0	
3- 5	0- 0		0- 0		NON-CONFERENCE	0- 0		0- 2		3- 3	
1- 2	0- 0		0- 0		HOME	0- 0		0- 1		1- 1	
2- 3	0- 0		0- 0		AWAY	0- 0		0- 1		2- 2	
0- 0	0- 0		0- 0		NEUTRAL	0- 0		0- 0		0- 0	
0- 0	0- 0		0- 0		CONFERENCE	0- 0		0- 0		0- 0	
0- 0	0- 0		0- 0		HOME	0- 0		0- 0		0- 0	
0- 0	0- 0		0- 0		AWAY	0- 0		0- 0		0- 0	
0- 0	0- 0		0- 0		NEUTRAL	0- 0		0- 0		0- 0	

RPI 1-25				RPI 26-50				RPI 51-100				RPI 101+ Team's RPI: 211			
RPI	S	Opponent	Score	RPI	S	Opponent	Score	RPI	S	Opponent	Score	RPI	S	Opponent	Score
												101	H	Stony Brook	58 73
												127	A	Provi dence	52 62
												156	A	Lehi gh	66 70
												168	H	Monmouth	50 55
												205	A	Massachusetts	61 78
												253	A	Hofstra	70 64
												255	A	New Hampshi re	71 60
												290	H	Si ena	72 50

LAST 12 Division I GAMES:															
				101	H	Stony Brook	58 73	156	A	Lehi gh	66 70				
				253	A	Hofstra	70 64	205	A	Massachusetts	61 78				
				168	H	Monmouth	50 55								
				127	A	Provi dence	52 62								
				255	A	New Hampshi re	71 60								
				290	H	Si ena	72 50								

Non-Div I Games:

Sacred Heart

Average RPI Win:	351	WON-LOST	WINNING	LAST 10	STRENGTH OF	OPP. STRENGTH	TEAM	ADJ.	CONF.	ADJ CONF.
Average RPI Loss:	112	RECORD	PCT. RANK	GAMES	SCHEDULE	OF SCHEDULE	RPI	RPI	RPI	RPI
DIV. I ONLY	1- 6	301	0- 1	98	277	244	244	31	31	
DIV. I NON-CONF.	1- 6	301	0- 1	98	277	244	244	31	31	

TOTALS	RPI 1-25	RPI 26-50	W-L RECORDS	RPI 51-100	RPI 101-150	RPI 150+				
1- 6	0- 1	0- 1	OVERALL	0- 2	0- 1	1- 1				
0- 2	0- 0	0- 1	HOME	0- 1	0- 0	0- 0				
1- 4	0- 1	0- 0	AWAY	0- 1	0- 1	1- 1				
0- 0	0- 0	0- 0	NEUTRAL	0- 0	0- 0	0- 0				
1- 6	0- 1	0- 1	NON-CONFERENCE	0- 2	0- 1	1- 1				
0- 2	0- 0	0- 1	HOME	0- 1	0- 0	0- 0				
1- 4	0- 1	0- 0	AWAY	0- 1	0- 1	1- 1				
0- 0	0- 0	0- 0	NEUTRAL	0- 0	0- 0	0- 0				
0- 0	0- 0	0- 0	CONFERENCE	0- 0	0- 0	0- 0				
0- 0	0- 0	0- 0	HOME	0- 0	0- 0	0- 0				
0- 0	0- 0	0- 0	AWAY	0- 0	0- 0	0- 0				
0- 0	0- 0	0- 0	NEUTRAL	0- 0	0- 0	0- 0				

RPI 1-25				RPI 26-50				RPI 51-100				RPI 101+ Team's RPI: 244			
RPI	S	Opponent	Score	RPI	S	Opponent	Score	RPI	S	Opponent	Score	RPI	S	Opponent	Score
13	A	Bayl or	58 116	28	H	Duquesne	73 93	86	H	FGCU	69 83	144	A	Youngstown St.	56 80
								98	A	Rutgers	52 96	300	A	Liberty	53 82
												351	A	Longwood	91 88

LAST 12 Division I GAMES:															
13	A	Bayl or	58 116	144	A	Youngstown St.	56 80	86	H	FGCU	69 83	351	A	Longwood	91 88
98	A	Rutgers	52 96	28	H	Duquesne	73 93	300	A	Liberty	53 82				

Non-Div I Games: Seton Hill 86 74

Saint Francis (PA)

■ Loss,
 ■ Non-Conf,
 ■ S Site,
 ■ Home
 ■ Away
 N Neutral

Average RPI Win: 300		WON-LOST	WINNING	LAST 10	STRENGTH OF	OPP. STRENGTH	TEAM	ADJ.	CONF.	ADJ CONF.
Average RPI Loss: 148		RECORD	PCT. RANK	GAMES	SCHEDULE	OF SCHEDULE	RPI	RPI	RPI	RPI
DIV. I ONLY		3- 7	252	1- 0	222	270	306	306	16	16
DIV. I NON-CONF.		3- 7	252	1- 0	222	270	306	306	16	16
<hr/>										
TOTALS		RPI 1-25		RPI 26-50	W-L RECORDS		RPI 51-100	RPI 101-150	RPI 150+	
3- 7		0- 0		0- 1	OVERALL		0- 1	0- 2	3- 3	
3- 5		0- 0		0- 1	HOME		0- 1	0- 0	3- 3	
0- 2		0- 0		0- 0	AWAY		0- 0	0- 2	0- 0	
0- 0		0- 0		0- 0	NEUTRAL		0- 0	0- 0	0- 0	
3- 7		0- 0		0- 1	NON-CONFERENCE		0- 1	0- 2	3- 3	
3- 5		0- 0		0- 1	HOME		0- 1	0- 0	3- 3	
0- 2		0- 0		0- 0	AWAY		0- 0	0- 2	0- 0	
0- 0		0- 0		0- 0	NEUTRAL		0- 0	0- 0	0- 0	
0- 0		0- 0		0- 0	CONFERENCE		0- 0	0- 0	0- 0	
0- 0		0- 0		0- 0	HOME		0- 0	0- 0	0- 0	
0- 0		0- 0		0- 0	AWAY		0- 0	0- 0	0- 0	
0- 0		0- 0		0- 0	NEUTRAL		0- 0	0- 0	0- 0	

RPI 1-25				RPI 26-50				RPI 51-100				RPI 101+				Team's RPI: 306
RPI	S	Opponent	Score	RPI	S	Opponent	Score	RPI	S	Opponent	Score	RPI	S	Opponent	Score	
				41	H	Auburn	70 81	60	H	Villanova	35 47	124	A	Penn	45 65	
												148	A	Drexel	34 51	
												191	H	Towson	52 73	
												223	H	Temple	52 58	
												249	H	Rider	54 56	
												279	H	Columbia	68 61	
												309	H	Niagara	68 54	
												311	H	Loyola Maryland	49 46	
<hr/>																
LAST 12 Division I GAMES:																
311	H	Loyola Maryland	49 46	279	H	Columbia	68 61									
191	H	Towson	52 73	249	H	Rider	54 56									
41	H	Auburn	70 81	309	H	Niagara	68 54									
60	H	Villanova	35 47	124	A	Penn	45 65									
				148	A	Drexel	34 51									
				223	H	Temple	52 58									

Non-Div I Games:

Saint Joseph's

Average RPI Win:	197	WON-LOST	WINNING	LAST 10	STRENGTH OF	OPP. STRENGTH	TEAM	ADJ.	CONF.	ADJ CONF.
Average RPI Loss:	100	RECORD	PCT. RANK	GAMES	SCHEDULE	OF SCHEDULE	RPI	RPI	RPI	RPI
DIV. I ONLY	4- 6	206	0- 1	135	66	188	188	16	16	
DIV. I NON-CONF.	4- 6	206	0- 1	135	66	188	188	16	16	

TOTALS	RPI 1-25	RPI 26-50	W-L RECORDS	RPI 51-100	RPI 101-150	RPI 150+				
4- 6	0- 1	0- 0	OVERALL	0- 2	1- 2	3- 1				
2- 4	0- 1	0- 0	HOME	0- 1	0- 1	2- 1				
2- 1	0- 0	0- 0	AWAY	0- 0	1- 1	1- 0				
0- 1	0- 0	0- 0	NEUTRAL	0- 1	0- 0	0- 0				
4- 6	0- 1	0- 0	NON-CONFERENCE	0- 2	1- 2	3- 1				
2- 4	0- 1	0- 0	HOME	0- 1	0- 1	2- 1				
2- 1	0- 0	0- 0	AWAY	0- 0	1- 1	1- 0				
0- 1	0- 0	0- 0	NEUTRAL	0- 1	0- 0	0- 0				
0- 0	0- 0	0- 0	CONFERENCE	0- 0	0- 0	0- 0				
0- 0	0- 0	0- 0	HOME	0- 0	0- 0	0- 0				
0- 0	0- 0	0- 0	AWAY	0- 0	0- 0	0- 0				
0- 0	0- 0	0- 0	NEUTRAL	0- 0	0- 0	0- 0				

RPI 1-25				RPI 26-50				RPI 51-100				RPI 101+ Team's RPI: 188			
RPI	S	Opponent	Score	RPI	S	Opponent	Score	RPI	S	Opponent	Score	RPI	S	Opponent	Score
3	H	UConn	42 98					77	H	Missouri	62 74	120	A	Tulsa	75 86
								90	N	Chattanooga	61 71	125	H	Indiana St.	56 60
												149	A	Virginia	67 65
												162	H	Southern Ill.	62 58
												187	H	Cincinnati	50 51
												213	H	SIUE	63 56
												262	A	Eastern Ky.	70 43

LAST 12 Division I GAMES:															
77	H	Missouri	62 74	120	A	Tulsa	75 86	187	H	Cincinnati	50 51	125	H	Indiana St.	56 60
3	H	UConn	42 98					262	A	Eastern Ky.	70 43				
213	H	SIUE	63 56												
162	H	Southern Ill.	62 58												
149	A	Virginia	67 65												
90	N	Chattanooga	61 71												

Non-Div I Games:

Saint Louis

Saint Mary's (CA)

Through Games Of Dec. 10, 2018

Average RPI	Win:	205	WON-LOST	WINNING	LAST 10	STRENGTH OF	OPP. STRENGTH	TEAM	ADJ.	CONF.	ADJ CONF.
Average RPI	Loss:	22	RECORD	PCT. RANK	GAMES	SCHEDULE	OF SCHEDULE	RPI	RPI	RPI	RPI
DIV. I ONLY		5- 3		114	0- 1	41	80	43	43	7	7
DIV. I NON-CONF.		5- 3		114	0- 1	41	80	43	43	7	7

TOTALS	RPI 1-25		RPI 26-50		W-L RECORDS	RPI 51-100		RPI 101-150		RPI 150+	
5- 3	0- 2		1- 0		OVERALL	0- 1		0- 0		4- 0	
2- 2	0- 2		1- 0		HOME	0- 0		0- 0		1- 0	
3- 1	0- 0		0- 0		AWAY	0- 1		0- 0		3- 0	
0- 0	0- 0		0- 0		NEUTRAL	0- 0		0- 0		0- 0	
5- 3	0- 2		1- 0		NON-CONFERENCE	0- 1		0- 0		4- 0	
2- 2	0- 2		1- 0		HOME	0- 0		0- 0		1- 0	
3- 1	0- 0		0- 0		AWAY	0- 1		0- 0		3- 0	
0- 0	0- 0		0- 0		NEUTRAL	0- 0		0- 0		0- 0	
0- 0	0- 0		0- 0		CONFERENCE	0- 0		0- 0		0- 0	
0- 0	0- 0		0- 0		HOME	0- 0		0- 0		0- 0	
0- 0	0- 0		0- 0		AWAY	0- 0		0- 0		0- 0	
0- 0	0- 0		0- 0		NEUTRAL	0- 0		0- 0		0- 0	

RPI 1-25				RPI 26-50				Team's RPI: 43				RPI 51-100				RPI 101+			
RPI	S	Opponent	Score	RPI	S	Opponent	Score	RPI	S	Opponent	Score	RPI	S	Opponent	Score	RPI	S	Opponent	Score
2	H	Cal i forni a	78 81	40	H	Wyomi ng	90 84					54	A	Oregon St.	56 89	185	A	Washi ngton St.	70 64
10	H	Oregon	55 79													186	H	Mi l waukee	73 71
																301	A	UC Santa Barbara	80 55
																314	A	Cal Poly	69 51
LAST 12 Division I GAMES:																			
301	A	UC Santa Barbara	80 55	2	H	Cal i forni a	78 81	10	H	Oregon	55 79	314	A	Cal Poly	69 51				
186	H	Milwaukee	73 71																
54	A	Oregon St.	56 89																
185	A	Washington St.	70 64																
40	H	Wyomi ng	90 84																

Non-Div I Games:

Saint Mary's (CA)

Loss,
Non-Conf, S Site,
H Home
A Away
N Neutral

Average RPI Win:	336	WON-LOST	WINNING	LAST 10	STRENGTH OF	OPP. STRENGTH	TEAM	ADJ.	CONF.	ADJ CONF.
Average RPI Loss:	183	RECORD	PCT. RANK	GAMES	SCHEDULE	OF SCHEDULE	RPI	RPI	RPI	RPI
DIV. I ONLY	4- 6	206	0- 1	269	345	282	282	28	28	
DIV. I NON-CONF.	4- 6	206	0- 1	269	345	282	282	28	28	

TOTALS	RPI 1-25	RPI 26-50	W-L RECORDS	RPI 51-100	RPI 101-150	RPI 150+				
4- 6	0- 0	0- 0	OVERALL	0- 0	0- 3	4- 3				
3- 1	0- 0	0- 0	HOME	0- 0	0- 0	3- 1				
1- 5	0- 0	0- 0	AWAY	0- 0	0- 3	1- 2				
0- 0	0- 0	0- 0	NEUTRAL	0- 0	0- 0	0- 0				
4- 6	0- 0	0- 0	NON-CONFERENCE	0- 0	0- 3	4- 3				
3- 1	0- 0	0- 0	HOME	0- 0	0- 0	3- 1				
1- 5	0- 0	0- 0	AWAY	0- 0	0- 3	1- 2				
0- 0	0- 0	0- 0	NEUTRAL	0- 0	0- 0	0- 0				
0- 0	0- 0	0- 0	CONFERENCE	0- 0	0- 0	0- 0				
0- 0	0- 0	0- 0	HOME	0- 0	0- 0	0- 0				
0- 0	0- 0	0- 0	AWAY	0- 0	0- 0	0- 0				
0- 0	0- 0	0- 0	NEUTRAL	0- 0	0- 0	0- 0				

RPI 1-25				RPI 26-50				RPI 51-100				RPI 101+				Team's RPI: 282
RPI	S	Opponent	Score	RPI	S	Opponent	Score	RPI	S	Opponent	Score	RPI	S	Opponent	Score	
												114	A	Seton Hall	47	90
												118	A	Boston College	57	89
												137	A	Yale	56	72
												193	H	Cal St. Fullerton	45	69
												224	A	St. Francis Brooklyn	70	74
												310	A	UMass Lowell	57	59
												317	A	Lafayette	62	60
												336	H	Wagner	69	57
												341	H	NJIT	70	57
												350	H	LIU Brooklyn	86	59
LAST 12 Division I GAMES:																
350	H	LIU Brooklyn	86	59	224	A	St. Francis Brooklyn	70	74	193	H	Cal St. Fullerton	45	69		
118	A	Boston College	57	89	137	A	Yale	56	72	114	A	Seton Hall	47	90		
310	A	UMass Lowell	57	59	336	H	Wagner	69	57	341	H	NJIT	70	57		
341	H	NJIT	70	57	317	A	Lafayette	62	60							

Non-Div I Games:

Saint Peter's

Average RPI Win: 290		WON-LOST	WINNING	LAST 10	STRENGTH OF	OPP. STRENGTH	TEAM	ADJ.	CONF.	ADJ CONF.
Average RPI Loss: 158		RECORD	PCT. RANK	GAMES	SCHEDULE	OF SCHEDULE	RPI	RPI	RPI	RPI
DIV. I ONLY		2- 3	206	1- 0	92	322	131	131	23	23
DIV. I NON-CONF.		2- 3	206	1- 0	92	322	131	131	23	23

TOTALS		RPI 1-25		RPI 26-50	W-L RECORDS		RPI 51-100	RPI 101-150		RPI 150+
2- 3		0- 0		0- 1	OVERALL		0- 0	0- 0		2- 2
0- 0		0- 0		0- 0	HOME		0- 0	0- 0		0- 0
2- 2		0- 0		0- 1	AWAY		0- 0	0- 0		2- 1
0- 1		0- 0		0- 0	NEUTRAL		0- 0	0- 0		0- 1
2- 3		0- 0		0- 1	NON-CONFERENCE		0- 0	0- 0		2- 2
0- 0		0- 0		0- 0	HOME		0- 0	0- 0		0- 0
2- 2		0- 0		0- 1	AWAY		0- 0	0- 0		2- 1
0- 1		0- 0		0- 0	NEUTRAL		0- 0	0- 0		0- 1
0- 0		0- 0		0- 0	CONFERENCE		0- 0	0- 0		0- 0
0- 0		0- 0		0- 0	HOME		0- 0	0- 0		0- 0
0- 0		0- 0		0- 0	AWAY		0- 0	0- 0		0- 0
0- 0		0- 0		0- 0	NEUTRAL		0- 0	0- 0		0- 0

RPI 1-25				RPI 26-50				RPI 51-100				RPI 101+ Team's RPI: 131			
RPI	S	Opponent	Score	RPI	S	Opponent	Score	RPI	S	Opponent	Score	RPI	S	Opponent	Score
				36	A	LSU	52 66					203	N	Troy	79 84
												234	A	Wi chi ta St.	55 63
												246	A	Southern Mi ss.	65 61
												334	A	Loui si ana	68 62
LAST 12 Di vi si on I GAMES:															
				334	A	Loui si ana	68 62	203	N	Troy	79 84				
				246	A	Southern Mi ss.	65 61	234	A	Wi chi ta St.	55 63				
								36	A	LSU	52 66				

Non-Di v I Games: UNKNOWN 94 46 Wiley 101 63 Jarvis Christian 100 55

Sam Houston St.

Average RPI	Win: 273	WON-LOST RECORD	WINNING PCT. RANK	LAST 10 GAMES	STRENGTH OF SCHEDULE	OPP. STRENGTH OF SCHEDULE	TEAM RPI	ADJ. RPI	CONF. RPI	ADJ CONF. RPI
Average RPI	Loss: 176									
DIV. I ONLY	2- 7	275	0- 1	191	257	264	264	24	24	
DIV. I NON-CONF.	2- 7	275	0- 1	191	257	264	264	24	24	

TOTALS	RPI 1-25	RPI 26-50	W-L RECORDS	RPI 51-100	RPI 101-150	RPI 150+				
2- 7	0- 0	0- 0	OVERALL	0- 2	0- 0	2- 5				
1- 1	0- 0	0- 0	HOME	0- 0	0- 0	1- 1				
1- 6	0- 0	0- 0	AWAY	0- 2	0- 0	1- 4				
0- 0	0- 0	0- 0	NEUTRAL	0- 0	0- 0	0- 0				
2- 7	0- 0	0- 0	NON-CONFERENCE	0- 2	0- 0	2- 5				
1- 1	0- 0	0- 0	HOME	0- 0	0- 0	1- 1				
1- 6	0- 0	0- 0	AWAY	0- 2	0- 0	1- 4				
0- 0	0- 0	0- 0	NEUTRAL	0- 0	0- 0	0- 0				
0- 0	0- 0	0- 0	CONFERENCE	0- 0	0- 0	0- 0				
0- 0	0- 0	0- 0	HOME	0- 0	0- 0	0- 0				
0- 0	0- 0	0- 0	AWAY	0- 0	0- 0	0- 0				
0- 0	0- 0	0- 0	NEUTRAL	0- 0	0- 0	0- 0				

RPI 1-25				RPI 26-50				RPI 51-100				RPI 101+ Team's RPI: 264			
RPI	S	Opponent	Score	RPI	S	Opponent	Score	RPI	S	Opponent	Score	RPI	S	Opponent	Score
								64	A	UT Martin	68 89	167	H	UAB	41 66
								97	A	Oklahoma St.	62 82	177	A	Hampton	57 64
												203	A	Troy	52 72
												239	A	Alabama St.	60 51
												246	A	Southern Miss.	40 76
												276	A	Memphis	48 53
												307	H	Presbyterian	75 54
LAST 12 Division I GAMES:															
177	A	Hampton	57 64	276	A	Memphis	48 53								
97	A	Oklahoma St.	62 82	167	H	UAB	41 66								
246	A	Southern Miss.	40 76	307	H	Presbyterian	75 54								
239	A	Alabama St.	60 51												
203	A	Troy	52 72												
64	A	UT Martin	68 89												

Non-Div I Games: Rhodes 71 54

Samford

Average RPI Loss: 81

DIV. I ONLY	5- 3	114	0- 0	182	71	130	130	7	7
DIV. I NON-CONF.	5- 3	114	0- 0	182	71	130	130	7	7
TOTALS	RPI 1-25	RPI 26-50	W-L RECORDS	RPI 51-100	RPI 101-150	RPI 150+			
5- 3	0- 2	0- 0	OVERALL	0- 0	0- 0	5- 1			
4- 1	0- 1	0- 0	HOME	0- 0	0- 0	4- 0			
1- 2	0- 1	0- 0	AWAY	0- 0	0- 0	1- 1			
0- 0	0- 0	0- 0	NEUTRAL	0- 0	0- 0	0- 0			
5- 3	0- 2	0- 0	NON-CONFERENCE	0- 0	0- 0	5- 1			
4- 1	0- 1	0- 0	HOME	0- 0	0- 0	4- 0			
1- 2	0- 1	0- 0	AWAY	0- 0	0- 0	1- 1			
0- 0	0- 0	0- 0	NEUTRAL	0- 0	0- 0	0- 0			
0- 0	0- 0	0- 0	CONFERENCE	0- 0	0- 0	0- 0			
0- 0	0- 0	0- 0	HOME	0- 0	0- 0	0- 0			
0- 0	0- 0	0- 0	AWAY	0- 0	0- 0	0- 0			
0- 0	0- 0	0- 0	NEUTRAL	0- 0	0- 0	0- 0			

RPI 1-25				RPI 26-50				RPI 51-100				RPI 101+ Team' s RPI: 130			
RPI	S	Opponent	Score	RPI	S	Opponent	Score	RPI	S	Opponent	Score	RPI	S	Opponent	Score
2	H	Cal i forni a	53 70									154	H	San Diego St.	72 71
17	A	Mi nnesota	48 53									225	A	Southern Utah	59 69
												232	H	Dartmouth	78 76
												274	H	Hawai i	58 50
												277	A	Long Beach St.	60 56
												278	H	Cleveland St.	83 82
LAST 12 Di vi sion I GAMES:															
274	H	Hawai i	58 50	277	A	Long Beach St.	60 56								
225	A	Southern Utah	59 69	232	H	Dartmouth	78 76								
				154	H	San Diego St.	72 71								
				2	H	Cal i forni a	53 70								
				278	H	Cleveland St.	83 82								
				17	A	Mi nnesota	48 53								

San Di ego

Average RPI Win:	250	WON-LOST	WINNING	LAST 10	STRENGTH OF	OPP. STRENGTH	TEAM	ADJ.	CONF.	ADJ CONF.
Average RPI Loss:	100	RECORD	PCT. RANK	GAMES	SCHEDULE	OF SCHEDULE	RPI	RPI	RPI	RPI
DIV. I ONLY	5- 5	159	0- 1	120	219	154	154	9	9	
DIV. I NON-CONF.	5- 5	159	0- 1	120	219	154	154	9	9	

TOTALS	RPI 1-25	RPI 26-50	W-L RECORDS	RPI 51-100	RPI 101-150	RPI 150+				
5- 5	0- 0	0- 1	OVERALL	0- 1	0- 3	5- 0				
3- 2	0- 0	0- 1	HOME	0- 1	0- 0	3- 0				
2- 3	0- 0	0- 0	AWAY	0- 0	0- 3	2- 0				
0- 0	0- 0	0- 0	NEUTRAL	0- 0	0- 0	0- 0				
5- 5	0- 0	0- 1	NON-CONFERENCE	0- 1	0- 3	5- 0				
3- 2	0- 0	0- 1	HOME	0- 1	0- 0	3- 0				
2- 3	0- 0	0- 0	AWAY	0- 0	0- 3	2- 0				
0- 0	0- 0	0- 0	NEUTRAL	0- 0	0- 0	0- 0				
0- 0	0- 0	0- 0	CONFERENCE	0- 0	0- 0	0- 0				
0- 0	0- 0	0- 0	HOME	0- 0	0- 0	0- 0				
0- 0	0- 0	0- 0	AWAY	0- 0	0- 0	0- 0				
0- 0	0- 0	0- 0	NEUTRAL	0- 0	0- 0	0- 0				

RPI 1-25				RPI 26-50				RPI 51-100				RPI 101+ Team's RPI: 154			
RPI	S	Opponent	Score	RPI	S	Opponent	Score	RPI	S	Opponent	Score	RPI	S	Opponent	Score
				42	H	TCU	64 81	78	H	Arizona	60 69	123	A	Santa Clara	43 60
												128	A	CSUN	74 77
												130	A	San Diego	71 72
												193	A	Cal St. Fullerton	83 72
												200	A	UC Irvine	78 70
												274	H	Hawaii	58 57
												289	H	California Baptist	83 67
												292	H	Incarnate Word	81 38
LAST 12 Division I GAMES:															
128	A	CSUN	74 77	42	H	TCU	64 81	289	H	California Baptist	83 67	193	A	Cal St. Fullerton	83 72
200	A	UC Irvine	78 70	292	H	Incarnate Word	81 38	123	A	Santa Clara	43 60	274	H	Hawaii	58 57
78	H	Arizona	60 69												
130	A	San Diego	71 72												

Non-Div I Games:

San Diego St.

Average RPI Win: 270		WON-LOST	WINNING	LAST 10	STRENGTH OF		OPP. STRENGTH	TEAM	ADJ.	CONF.	ADJ CONF.
Average RPI Loss: 128		RECORD	PCT. RANK	GAMES	SCHEDULE		OF SCHEDULE	RPI	RPI	RPI	RPI
DIV. I ONLY		3- 5	218	1- 0	259		125	242	242	7	7
DIV. I NON-CONF.		3- 5	218	1- 0	259		125	242	242	7	7

TOTALS		RPI 1-25		RPI 26-50	W-L RECORDS		RPI 51-100	RPI 101-150		RPI 150+	
3- 5	0- 1		0- 1	OVERALL		0- 0	0- 0	3- 3			
1- 2	0- 0		0- 1	HOME		0- 0	0- 0	1- 1			
1- 3	0- 1		0- 0	AWAY		0- 0	0- 0	1- 2			
1- 0	0- 0		0- 0	NEUTRAL		0- 0	0- 0	1- 0			
3- 5	0- 1		0- 1	NON-CONFERENCE		0- 0	0- 0	3- 3			
1- 2	0- 0		0- 1	HOME		0- 0	0- 0	1- 1			
1- 3	0- 1		0- 0	AWAY		0- 0	0- 0	1- 2			
1- 0	0- 0		0- 0	NEUTRAL		0- 0	0- 0	1- 0			
0- 0	0- 0		0- 0	CONFERENCE		0- 0	0- 0	0- 0			
0- 0	0- 0		0- 0	HOME		0- 0	0- 0	0- 0			
0- 0	0- 0		0- 0	AWAY		0- 0	0- 0	0- 0			
0- 0	0- 0		0- 0	NEUTRAL		0- 0	0- 0	0- 0			

RPI 1-25				RPI 26-50				RPI 51-100				RPI 101+ Team's RPI: 242			
RPI	S	Opponent	Score	RPI	S	Opponent	Score	RPI	S	Opponent	Score	RPI	S	Opponent	Score
21	A	Stanford	62 96	35	H	Northern Colo.	63 68					185	A	Washington St.	61 91
												196	H	UT Arlington	73 80
												202	A	Idaho	63 70
												228	H	San Jose St.	85 63
												267	A	Sacramento St.	86 75
												314	N	Cal Poly	65 62

LAST 12 Division I GAMES:															
267	A	Sacramento St.	86 75	21	A	Stanford	62 96	228	H	San Jose St.	85 63				
202	A	Idaho	63 70												
185	A	Washington St.	61 91												
196	H	UT Arlington	73 80												
35	H	Northern Colo.	63 68												
314	N	Cal Poly	65 62												

Non-Div I Games:

San Francisco

Average RPI	Win:	270	WON-LOST	WINNING	LAST 10	STRENGTH OF	OPP. STRENGTH	TEAM	ADJ.	CONF.	ADJ CONF.
Average RPI	Loss:	123	RECORD	PCT. RANK	GAMES	SCHEDULE	OF SCHEDULE	RPI	RPI	RPI	RPI
DIV. I ONLY		1- 6		301	0- 1	27		307	228	228	9 9
DIV. I NON-CONF.		1- 6		301	0- 1	27		307	228	228	9 9

TOTALS	RPI 1-25		RPI 26-50		W-L RECORDS	RPI 51-100		RPI 101-150		RPI 150+	
1- 6	0- 1		0- 0		OVERALL	0- 2		0- 1		1- 2	
1- 2	0- 0		0- 0		HOME	0- 1		0- 0		1- 1	
0- 4	0- 1		0- 0		AWAY	0- 1		0- 1		0- 1	
0- 0	0- 0		0- 0		NEUTRAL	0- 0		0- 0		0- 0	
1- 6	0- 1		0- 0		NON-CONFERENCE	0- 2		0- 1		1- 2	
1- 2	0- 0		0- 0		HOME	0- 1		0- 0		1- 1	
0- 4	0- 1		0- 0		AWAY	0- 1		0- 1		0- 1	
0- 0	0- 0		0- 0		NEUTRAL	0- 0		0- 0		0- 0	
0- 0	0- 0		0- 0		CONFERENCE	0- 0		0- 0		0- 0	
0- 0	0- 0		0- 0		HOME	0- 0		0- 0		0- 0	
0- 0	0- 0		0- 0		AWAY	0- 0		0- 0		0- 0	
0- 0	0- 0		0- 0		NEUTRAL	0- 0		0- 0		0- 0	

RPI 1-25				RPI 26-50				RPI 51-100				RPI 101+ Team's RPI: 228			
RPI	S	Opponent	Score	RPI	S	Opponent	Score	RPI	S	Opponent	Score	RPI	S	Opponent	Score
20	A	Col orado	64 76					73	A	Portland St.	51 80	121	A	Nebraska	63 96
								84	H	Paci fi c	67 91	200	H	UC I rvi ne	66 74
												242	A	San Franci sco	63 85
												270	H	CSU Bakersfi el d	82 72

LAST 12 Divi sion I GAMES:															
270	H	CSU Bakersfi el d	82 72	121	A	Nebraska	63 96								
73	A	Portland St.	51 80	20	A	Col orado	64 76								
242	A	San Franci sco	63 85	200	H	UC I rvi ne	66 74								
				84	H	Paci fi c	67 91								

Non-Div I Games: San Fran. St. 66 73

San Jose St.

Average RPI Win:	198	WON-LOST	WINNING	LAST 10	STRENGTH OF	OPP. STRENGTH	TEAM	ADJ.	CONF.	ADJ CONF.
Average RPI Loss:	87	RECORD	PCT. RANK	GAMES	SCHEDULE	OF SCHEDULE	RPI	RPI	RPI	RPI

DIV. I ONLY	4- 3	134	0- 1	112	150	123	123	7	7
DIV. I NON-CONF.	4- 3	134	0- 1	112	150	123	123	7	7

TOTALS	RPI 1-25	RPI 26-50	W-L RECORDS	RPI 51-100	RPI 101-150	RPI 150+			
4- 3	0- 0	0- 0	OVERALL	0- 2	0- 1	4- 0			
3- 1	0- 0	0- 0	HOME	0- 0	0- 1	3- 0			
1- 2	0- 0	0- 0	AWAY	0- 2	0- 0	1- 0			
0- 0	0- 0	0- 0	NEUTRAL	0- 0	0- 0	0- 0			
4- 3	0- 0	0- 0	NON-CONFERENCE	0- 2	0- 1	4- 0			
3- 1	0- 0	0- 0	HOME	0- 0	0- 1	3- 0			
1- 2	0- 0	0- 0	AWAY	0- 2	0- 0	1- 0			
0- 0	0- 0	0- 0	NEUTRAL	0- 0	0- 0	0- 0			
0- 0	0- 0	0- 0	CONFERENCE	0- 0	0- 0	0- 0			
0- 0	0- 0	0- 0	HOME	0- 0	0- 0	0- 0			
0- 0	0- 0	0- 0	AWAY	0- 0	0- 0	0- 0			
0- 0	0- 0	0- 0	NEUTRAL	0- 0	0- 0	0- 0			

RPI 1-25				RPI 26-50				RPI 51-100				RPI 101+ Team's RPI: 123					
RPI	S	Opponent	Score	RPI	S	Opponent	Score	RPI	S	Opponent	Score	RPI	S	Opponent	Score		
								54	A	Oregon St.	31	82	128	H	CSUN	38	53
								79	A	Southern California	46	77	154	H	San Diego St.	60	43
													193	A	Cal St. Fullerton	64	60
													208	H	Nevada	56	48
													238	H	Missouri St.	77	73
LAST 12 Division I GAMES:																	
				54	A	Oregon St.	31	82	193	A	Cal St. Fullerton	64	60				
				128	H	CSUN	38	53	79	A	Southern California	46	77				
				238	H	Missouri St.	77	73	154	H	San Diego St.	60	43				
									208	H	Nevada	56	48				

Non-Div I Games: Sonoma St. 98 38

Santa Clara

Average RPI	Win:	0	WON-LOST	WINNING	LAST 10	STRENGTH OF	OPP. STRENGTH	TEAM	ADJ.	CONF.	ADJ CONF.
Average RPI	Loss:	196	RECORD	PCT. RANK	GAMES	SCHEDULE	OF SCHEDULE	RPI	RPI	RPI	RPI
DIV. I ONLY		0- 5		327	0- 1	342	110	348	348	32	32
DIV. I NON-CONF.		0- 5		327	0- 1	342	110	348	348	32	32

TOTALS	RPI 1-25		RPI 26-50		W-L RECORDS	RPI 51-100		RPI 101-150		RPI 150+	
0- 5	0- 0		0- 1		OVERALL	0- 0		0- 0		0- 4	
0- 3	0- 0		0- 0		HOME	0- 0		0- 0		0- 3	
0- 2	0- 0		0- 1		AWAY	0- 0		0- 0		0- 1	
0- 0	0- 0		0- 0		NEUTRAL	0- 0		0- 0		0- 0	
0- 5	0- 0		0- 1		NON-CONFERENCE	0- 0		0- 0		0- 4	
0- 3	0- 0		0- 0		HOME	0- 0		0- 0		0- 3	
0- 2	0- 0		0- 1		AWAY	0- 0		0- 0		0- 1	
0- 0	0- 0		0- 0		NEUTRAL	0- 0		0- 0		0- 0	
0- 0	0- 0		0- 0		CONFERENCE	0- 0		0- 0		0- 0	
0- 0	0- 0		0- 0		HOME	0- 0		0- 0		0- 0	
0- 0	0- 0		0- 0		AWAY	0- 0		0- 0		0- 0	
0- 0	0- 0		0- 0		NEUTRAL	0- 0		0- 0		0- 0	

RPI 1-25				RPI 26-50				RPI 51-100				RPI 101+ Team's RPI: 348			
RPI	S	Opponent	Score	RPI	S	Opponent	Score	RPI	S	Opponent	Score	RPI	S	Opponent	Score
				39	A	DePaul	61 124					210	H	Texas Southern	41 65
												236	A	Ole Miss	51 74
												237	H	Jacksonville	58 68
												257	H	Ga. Southern	71 82
LAST 12 Division I GAMES:															
				39	A	DePaul	61 124	236	A	Ole Miss	51 74				
				237	H	Jacksonville	58 68	210	H	Texas Southern	41 65				
				257	H	Ga. Southern	71 82								

Non-Div I Games: Carver 101 49 Wesleyan (GA) 155 26

Savannah St.

Average RPI Win:	0	WON-LOST	WINNING	LAST 10	STRENGTH OF	OPP. STRENGTH	TEAM	ADJ.	CONF.	ADJ CONF.
Average RPI Loss:	126	RECORD	PCT. RANK	GAMES	SCHEDULE	OF SCHEDULE	RPI	RPI	RPI	RPI
DIV. I ONLY	0- 10	327	0- 1	23	297	252	252	30	30	
DIV. I NON-CONF.	0- 10	327	0- 1	23	297	252	252	30	30	

TOTALS	RPI 1-25	RPI 26-50	W-L RECORDS	RPI 51-100	RPI 101-150	RPI 150+				
0- 10	0- 0	0- 0	OVERALL	0- 5	0- 3	0- 2				
0- 4	0- 0	0- 0	HOME	0- 1	0- 2	0- 1				
0- 5	0- 0	0- 0	AWAY	0- 3	0- 1	0- 1				
0- 1	0- 0	0- 0	NEUTRAL	0- 1	0- 0	0- 0				
0- 10	0- 0	0- 0	NON-CONFERENCE	0- 5	0- 3	0- 2				
0- 4	0- 0	0- 0	HOME	0- 1	0- 2	0- 1				
0- 5	0- 0	0- 0	AWAY	0- 3	0- 1	0- 1				
0- 1	0- 0	0- 0	NEUTRAL	0- 1	0- 0	0- 0				
0- 0	0- 0	0- 0	CONFERENCE	0- 0	0- 0	0- 0				
0- 0	0- 0	0- 0	HOME	0- 0	0- 0	0- 0				
0- 0	0- 0	0- 0	AWAY	0- 0	0- 0	0- 0				
0- 0	0- 0	0- 0	NEUTRAL	0- 0	0- 0	0- 0				

RPI 1-25				RPI 26-50				RPI 51-100				RPI 101+ Team's RPI: 252					
RPI	S	Opponent	Score	RPI	S	Opponent	Score	RPI	S	Opponent	Score	RPI	S	Opponent	Score		
								63	H	Washington	58	69	113	A	UC Davis	59	76
								73	A	Portland St.	43	68	139	H	Pepperdine	64	78
								78	N	Arizona	54	84	141	H	Northern Ariz.	58	65
								84	A	Pacific	61	75	193	H	Cal St. Fullerton	54	57
								100	A	Utah	62	89	274	A	Hawaii	51	67
LAST 12 Division I GAMES:																	
				113	A	UC Davis	59	76	63	H	Washington	58	69				
				84	A	Pacific	61	75	100	A	Utah	62	89				
				139	H	Pepperdine	64	78	73	A	Portland St.	43	68				
				193	H	Cal St. Fullerton	54	57	274	A	Hawaii	51	67				
									78	N	Arizona	54	84				
									141	H	Northern Ariz.	58	65				

Non-Div I Games:

Seattle U

Average RPI	Win:	268	WON-LOST	WINNING	LAST 10	STRENGTH OF	OPP. STRENGTH	TEAM	ADJ.	CONF.	ADJ CONF.
Average RPI	Loss:	25	RECORD	PCT. RANK	GAMES	SCHEDULE	OF SCHEDULE	RPI	RPI	RPI	RPI
DIV. I ONLY		7- 2		51	0- 1	272	111	114	114	4	4
DIV. I NON-CONF.		7- 2		51	0- 1	272	111	114	114	4	4

TOTALS	RPI 1-25		RPI 26-50		W-L RECORDS	RPI 51-100		RPI 101-150		RPI 150+	
7- 2	0- 1		0- 1		OVERALL	0- 0		0- 0		7- 0	
6- 0	0- 0		0- 0		HOME	0- 0		0- 0		6- 0	
1- 2	0- 1		0- 1		AWAY	0- 0		0- 0		1- 0	
0- 0	0- 0		0- 0		NEUTRAL	0- 0		0- 0		0- 0	
7- 2	0- 1		0- 1		NON-CONFERENCE	0- 0		0- 0		7- 0	
6- 0	0- 0		0- 0		HOME	0- 0		0- 0		6- 0	
1- 2	0- 1		0- 1		AWAY	0- 0		0- 0		1- 0	
0- 0	0- 0		0- 0		NEUTRAL	0- 0		0- 0		0- 0	
0- 0	0- 0		0- 0		CONFERENCE	0- 0		0- 0		0- 0	
0- 0	0- 0		0- 0		HOME	0- 0		0- 0		0- 0	
0- 0	0- 0		0- 0		AWAY	0- 0		0- 0		0- 0	
0- 0	0- 0		0- 0		NEUTRAL	0- 0		0- 0		0- 0	

RPI 1-25				RPI 26-50				RPI 51-100				RPI 101+ Team's RPI: 114			
RPI	S	Opponent	Score	RPI	S	Opponent	Score	RPI	S	Opponent	Score	RPI	S	Opponent	Score
3	A	UConn	61 99	47	A	UCLA	62 78					182	A	Princeton	70 66
												224	H	St. Francis Brooklyn	100 77
												245	H	Kennesaw St.	102 80
												282	H	Saint Peter's	90 47
												295	H	UTSA	84 53
												310	H	UMass Lowell	90 57
												336	H	Wagner	95 40

LAST 12 Division I GAMES:															
3	A	UConn	61 99	182	A	Princeton	70 66								
282	H	Saint Peter's	90 47	295	H	UTSA	84 53								
310	H	UMass Lowell	90 57	245	H	Kennesaw St.	102 80								
224	H	St. Francis Brooklyn	100 77	336	H	Wagner	95 40								
47	A	UCLA	62 78												

Non-Div I Games:

Seton Hall

Siena

Through Games Of Dec. 10, 2018

Average RPI Win: 299		WON-LOST RECORD	WINNING PCT. RANK	LAST 10 GAMES	STRENGTH OF SCHEDULE	OPP. STRENGTH OF SCHEDULE	TEAM RPI	ADJ. RPI	CONF. RPI	ADJ CONF. RPI
Average RPI Loss: 187										
DIV. I ONLY	3- 6	238	1- 0	254	315	290	290	28	28	
DIV. I NON-CONF.	3- 6	238	1- 0	254	315	290	290	28	28	

TOTALS

RPI 1-25

RPI 26-50

W-L RECORDS

RPI 51-100

RPI 101-150

RPI 150+

3- 6	0- 0	0- 0	OVERALL	0- 0	0- 2	3- 4
1- 3	0- 0	0- 0	HOME	0- 0	0- 1	1- 2
1- 2	0- 0	0- 0	AWAY	0- 0	0- 0	1- 2
1- 1	0- 0	0- 0	NEUTRAL	0- 0	0- 1	1- 0
3- 6	0- 0	0- 0	NON-CONFERENCE	0- 0	0- 2	3- 4
1- 3	0- 0	0- 0	HOME	0- 0	0- 1	1- 2
1- 2	0- 0	0- 0	AWAY	0- 0	0- 0	1- 2
1- 1	0- 0	0- 0	NEUTRAL	0- 0	0- 1	1- 0
0- 0	0- 0	0- 0	CONFERENCE	0- 0	0- 0	0- 0
0- 0	0- 0	0- 0	HOME	0- 0	0- 0	0- 0
0- 0	0- 0	0- 0	AWAY	0- 0	0- 0	0- 0
0- 0	0- 0	0- 0	NEUTRAL	0- 0	0- 0	0- 0

RPI 1-25

RPI 26-50

RPI 51-100

RPI 101+

Team's RPI: 290

RPI	S	Opponent	Score	RPI	S	Opponent	Score	RPI	S	Opponent	Score	RPI	S	Opponent	Score
								124	H	Penn	51 58				
								148	N	Drexel	39 51				
								163	H	Harvard	54 73				
								211	A	Sacred Heart	50 72				
								231	A	St. Bonaventure	58 74				
								247	H	Fla. Atlantic	66 70				
								273	A	Howard	86 81				
								287	H	Colgate	55 53				
								336	N	Wagner	74 71				

LAST 12 Division I GAMES:

247	H	Fla. Atlantic	66 70	336	N	Wagner	74 71
287	H	Colgate	55 53	231	A	St. Bonaventure	58 74
148	N	Drexel	39 51	124	H	Penn	51 58
273	A	Howard	86 81				
163	H	Harvard	54 73				
211	A	Sacred Heart	50 72				

Non-Div I Games:

Siena

Loss, Non-Conf, S Site, H Home A Away N Neutral

Page 262

Average RPI Win: 218		WON-LOST RECORD	WINNING PCT. RANK	LAST 10 GAMES	STRENGTH OF SCHEDULE	OPP. STRENGTH OF SCHEDULE	TEAM RPI	ADJ. RPI	CONF. RPI	ADJ CONF. RPI
Loss: 0										
DIV. I ONLY		7- 0	1	1- 0	349	12	145	145	19	19
DIV. I NON-CONF.		7- 0	1	1- 0	349	12	145	145	19	19
TOTALS		RPI 1-25	RPI 26-50	W-L RECORDS	RPI 51-100	RPI 101-150	RPI 150+			
7- 0	0- 0		0- 0	OVERALL	2- 0	0- 0	5- 0			
3- 0	0- 0		0- 0	HOME	0- 0	0- 0	3- 0			
4- 0	0- 0		0- 0	AWAY	2- 0	0- 0	2- 0			
0- 0	0- 0		0- 0	NEUTRAL	0- 0	0- 0	0- 0			
7- 0	0- 0		0- 0	NON-CONFERENCE	2- 0	0- 0	5- 0			
3- 0	0- 0		0- 0	HOME	0- 0	0- 0	3- 0			
4- 0	0- 0		0- 0	AWAY	2- 0	0- 0	2- 0			
0- 0	0- 0		0- 0	NEUTRAL	0- 0	0- 0	0- 0			
0- 0	0- 0		0- 0	CONFERENCE	0- 0	0- 0	0- 0			
0- 0	0- 0		0- 0	HOME	0- 0	0- 0	0- 0			
0- 0	0- 0		0- 0	AWAY	0- 0	0- 0	0- 0			
0- 0	0- 0		0- 0	NEUTRAL	0- 0	0- 0	0- 0			

RPI 1-25				RPI 26-50				RPI 51-100				RPI 101+ Team's RPI: 145			
RPI	S	Opponent	Score	RPI	S	Opponent	Score	RPI	S	Opponent	Score	RPI	S	Opponent	Score
								72	A	Al abama	72 67	239	H	Al abama St.	77 65
								75	A	Southern U.	53 49	246	H	Southern Mi ss.	77 68
												285	H	ETSU	81 74
												293	A	Tennessee St.	78 56
												315	A	Central Ark.	58 50
LAST 12 Division I GAMES:															
				315	A	Central Ark.	58 50	239	H	Al abama St.	77 65				
				246	H	Southern Mi ss.	77 68	72	A	Al abama	72 67				
								293	A	Tennessee St.	78 56				
								285	H	ETSU	81 74				
								75	A	Southern U.	53 49				

Non-Div I Games:	Spring Hill	75	57
------------------	-------------	----	----

South Alabama

■ Loss, ■ Non-Conf, S Site, H Home A Away N Neutral

Average RPI Win: 174 WON-LOST RECORD WINNING PCT. RANK LAST 10 GAMES STRENGTH OF SCHEDULE OPP. STRENGTH OF SCHEDULE TEAM RPI ADJ. RPI CONF. RPI ADJ CONF. RPI

DIV. I ONLY	5- 4	145	0- 1	42	64	87	87	5	5
DIV. I NON-CONF.	5- 4	145	0- 1	42	64	87	87	5	5
TOTALS	RPI 1-25	RPI 26-50	W-L RECORDS	RPI 51-100	RPI 101-150	RPI 150+			
5- 4	0- 2	1- 1	OVERALL	1- 1	0- 0	3- 0			
3- 2	0- 1	1- 1	HOME	1- 0	0- 0	1- 0			
1- 0	0- 0	0- 0	AWAY	0- 0	0- 0	1- 0			
1- 2	0- 1	0- 0	NEUTRAL	0- 1	0- 0	1- 0			
5- 4	0- 2	1- 1	NON-CONFERENCE	1- 1	0- 0	3- 0			
3- 2	0- 1	1- 1	HOME	1- 0	0- 0	1- 0			
1- 0	0- 0	0- 0	AWAY	0- 0	0- 0	1- 0			
1- 2	0- 1	0- 0	NEUTRAL	0- 1	0- 0	1- 0			
0- 0	0- 0	0- 0	CONFERENCE	0- 0	0- 0	0- 0			
0- 0	0- 0	0- 0	HOME	0- 0	0- 0	0- 0			
0- 0	0- 0	0- 0	AWAY	0- 0	0- 0	0- 0			
0- 0	0- 0	0- 0	NEUTRAL	0- 0	0- 0	0- 0			

RPI S Opponent Score	RPI S Opponent Score	RPI S Opponent Score	RPI S Opponent Score
9 N Drake 85 90	46 H Clemson 69 57	54 N Oregon St. 68 70	216 H Appalachian St. 80 50
13 H Baylor 69 94	49 H Maryland 61 85	83 H Dayton 65 55	239 A Alabama St. 94 38
			285 N ETSU 101 55
LAST 12 Division I GAMES:			
9 N Drake 85 90	83 H Dayton 65 55	285 N ETSU 101 55	
54 N Oregon St. 68 70	49 H Maryland 61 85	46 H Clemson 69 57	
216 H Appalachian St. 80 50	239 A Alabama St. 94 38		
13 H Baylor 69 94			

Non-Div I Games:

South Carolina

Average RPI Win: 300		WON-LOST	WINNING	LAST 10	STRENGTH OF	OPP. STRENGTH	TEAM	ADJ.	CONF.	ADJ CONF.
Average RPI Loss: 173		RECORD	PCT. RANK	GAMES	SCHEDULE	OF SCHEDULE	RPI	RPI	RPI	RPI
DIV. I ONLY		4- 5	192	0- 0	322	269	298	298	32	32
DIV. I NON-CONF.		4- 5	192	0- 0	322	269	298	298	32	32
TOTALS		RPI 1-25	RPI 26-50	W-L RECORDS		RPI 51-100	RPI 101-150	RPI 150+		
4- 5	0- 0		0- 0	OVERALL		0- 2	0- 0	4- 3		
3- 1	0- 0		0- 0	HOME		0- 0	0- 0	3- 1		
1- 4	0- 0		0- 0	AWAY		0- 2	0- 0	1- 2		
0- 0	0- 0		0- 0	NEUTRAL		0- 0	0- 0	0- 0		
4- 5	0- 0		0- 0	NON-CONFERENCE		0- 2	0- 0	4- 3		
3- 1	0- 0		0- 0	HOME		0- 0	0- 0	3- 1		
1- 4	0- 0		0- 0	AWAY		0- 2	0- 0	1- 2		
0- 0	0- 0		0- 0	NEUTRAL		0- 0	0- 0	0- 0		
0- 0	0- 0		0- 0	CONFERENCE		0- 0	0- 0	0- 0		
0- 0	0- 0		0- 0	HOME		0- 0	0- 0	0- 0		
0- 0	0- 0		0- 0	AWAY		0- 0	0- 0	0- 0		
0- 0	0- 0		0- 0	NEUTRAL		0- 0	0- 0	0- 0		

RPI 1-25				RPI 26-50				RPI 51-100				RPI 101+				Team's RPI : 298	
RPI	S	Opponent	Score	RPI	S	Opponent	Score	RPI	S	Opponent	Score	RPI	S	Opponent	Score		
								78	A	Ari zona	32	73	183	H	Winthrop	50	58
								93	A	Radford	31	61	207	A	Coastal Caro.	44	57
													222	H	UNLV	58	49
													305	A	Col. of Charleston	51	75
													307	A	Presbyteri an	57	48
													324	H	USC Upstate	71	66
													346	H	Charleston So.	67	58
LAST 12 Division I GAMES:																	
								183	H	Winthrop	50	58	222	H	UNLV	58	49
								324	H	USC Upstate	71	66	305	A	Col. of Charleston	51	75
								78	A	Ari zona	32	73	93	A	Radford	31	61
								307	A	Presbyteri an	57	48					
								346	H	Charleston So.	67	58					
								207	A	Coastal Caro.	44	57					

Non-Div I Games:	UNKNOWN	67	51	Voorhees	88	61
------------------	---------	----	----	----------	----	----

South Carolina St.

■ Loss, ■ Non-Conf, S Site, H Home A Away N Neutral

Average RPI Win: 137 WON-LOST RECORD WINNING PCT. RANK LAST 10 GAMES STRENGTH OF SCHEDULE OPP. STRENGTH OF SCHEDULE TEAM RPI ADJ. RPI CONF. RPI ADJ CONF. RPI

DIV. I ONLY	7- 1	27	0- 0	145	6	18	18	12	12
DIV. I NON-CONF.	7- 1	27	0- 0	145	6	18	18	12	12
TOTALS	RPI 1-25	RPI 26-50	W-L RECORDS	RPI 51-100	RPI 101-150	RPI 150+			
7- 1	2- 1	0- 0	OVERALL	1- 0	1- 0	3- 0			
3- 0	2- 0	0- 0	HOME	0- 0	0- 0	1- 0			
3- 1	0- 1	0- 0	AWAY	1- 0	1- 0	1- 0			
1- 0	0- 0	0- 0	NEUTRAL	0- 0	0- 0	1- 0			
7- 1	2- 1	0- 0	NON-CONFERENCE	1- 0	1- 0	3- 0			
3- 0	2- 0	0- 0	HOME	0- 0	0- 0	1- 0			
3- 1	0- 1	0- 0	AWAY	1- 0	1- 0	1- 0			
1- 0	0- 0	0- 0	NEUTRAL	0- 0	0- 0	1- 0			
0- 0	0- 0	0- 0	CONFERENCE	0- 0	0- 0	0- 0			
0- 0	0- 0	0- 0	HOME	0- 0	0- 0	0- 0			
0- 0	0- 0	0- 0	AWAY	0- 0	0- 0	0- 0			
0- 0	0- 0	0- 0	NEUTRAL	0- 0	0- 0	0- 0			

RPI S Opponent Score	RPI S Opponent Score	RPI S Opponent Score	RPI S Opponent Score
8 H Iowa St. 64 59		57 A Montana 64 41	110 A Creighton 77 65
9 A Drake 64 76			234 N Wichi ta St. 73 64
23 H Green Bay 55 49			238 A Mi ssouri St. 85 74
			292 H Incarnate Word 96 43
LAST 12 Division I GAMES:			
234 N Wichi ta St. 73 64	238 A Mi ssouri St. 85 74	23 H Green Bay 55 49	8 H Iowa St. 64 59
9 A Drake 64 76	23 H Green Bay 55 49	8 H Iowa St. 64 59	57 A Montana 64 41
292 H Incarnate Word 96 43			
110 A Creighton 77 65			

Non-Div I Games: Bel l evue 79 40 St. Mary (NE) 112 52

South Dakota

Average RPI	Win:	62	WON-LOST	WINNING	LAST 10	STRENGTH OF	OPP. STRENGTH	TEAM	ADJ.	CONF.	ADJ CONF.
Average RPI	Loss:	43	RECORD	PCT. RANK	GAMES	SCHEDULE	OF SCHEDULE	RPI	RPI	RPI	RPI
DIV. I ONLY		6- 3		98	1- 0	6	39	7	7	12	12
DIV. I NON-CONF.		6- 3		98	1- 0	6	39	7	7	12	12

TOTALS	RPI 1-25		RPI 26-50		W-L RECORDS	RPI 51-100		RPI 101-150		RPI 150+	
6- 3	2- 2		0- 0		OVERALL	3- 0		1- 1		0- 0	
4- 0	2- 0		0- 0		HOME	1- 0		1- 0		0- 0	
2- 1	0- 1		0- 0		AWAY	2- 0		0- 0		0- 0	
0- 2	0- 1		0- 0		NEUTRAL	0- 0		0- 1		0- 0	
6- 3	2- 2		0- 0		NON-CONFERENCE	3- 0		1- 1		0- 0	
4- 0	2- 0		0- 0		HOME	1- 0		1- 0		0- 0	
2- 1	0- 1		0- 0		AWAY	2- 0		0- 0		0- 0	
0- 2	0- 1		0- 0		NEUTRAL	0- 0		0- 1		0- 0	
0- 0	0- 0		0- 0		CONFERENCE	0- 0		0- 0		0- 0	
0- 0	0- 0		0- 0		HOME	0- 0		0- 0		0- 0	
0- 0	0- 0		0- 0		AWAY	0- 0		0- 0		0- 0	
0- 0	0- 0		0- 0		NEUTRAL	0- 0		0- 0		0- 0	

RPI	S	Opponent	Score	RPI	S	Opponent	Score	RPI	S	Opponent	Score
6	A	Marquette	52 91					52	A	Central Mich.	80 71
9	H	Drake	80 71					86	H	FGCU	80 62
13	N	Baylor	66 72					90	A	Chattanooga	71 54
23	H	Green Bay	77 47								

LAST 12 Division I GAMES:											
9	H	Drake	80 71	23	H	Green Bay	77 47	109	N	Buffalo	55 61
90	A	Chattanooga	71 54	13	N	Baylor	66 72	110	H	Creighton	74 48
6	A	Marquette	52 91	110	H	Creighton	74 48	52	A	Central Mich.	80 71
				86	H	FGCU	80 62				

Non-Div I Games:

South Dakota St.

Average RPI Win:	196	WON-LOST	WINNING	LAST 10	STRENGTH OF	OPP. STRENGTH	TEAM	ADJ.	CONF.	ADJ CONF.
Average RPI Loss:	24	RECORD	PCT. RANK	GAMES	SCHEDULE	OF SCHEDULE	RPI	RPI	RPI	RPI

DIV. I ONLY	7- 2	51	1- 0	231	27	99	99	8	8
DIV. I NON-CONF.	7- 2	51	1- 0	231	27	99	99	8	8
TOTALS	RPI 1-25	RPI 26-50	W-L RECORDS	RPI 51-100	RPI 101-150	RPI 150+			
7- 2	0- 1	1- 1	OVERALL	1- 0	0- 0	5- 0			
5- 0	0- 0	0- 0	HOME	0- 0	0- 0	5- 0			
1- 0	0- 0	0- 0	AWAY	1- 0	0- 0	0- 0			
1- 2	0- 1	1- 1	NEUTRAL	0- 0	0- 0	0- 0			
7- 2	0- 1	1- 1	NON-CONFERENCE	1- 0	0- 0	5- 0			
5- 0	0- 0	0- 0	HOME	0- 0	0- 0	5- 0			
1- 0	0- 0	0- 0	AWAY	1- 0	0- 0	0- 0			
1- 2	0- 1	1- 1	NEUTRAL	0- 0	0- 0	0- 0			
0- 0	0- 0	0- 0	CONFERENCE	0- 0	0- 0	0- 0			
0- 0	0- 0	0- 0	HOME	0- 0	0- 0	0- 0			
0- 0	0- 0	0- 0	AWAY	0- 0	0- 0	0- 0			
0- 0	0- 0	0- 0	NEUTRAL	0- 0	0- 0	0- 0			

RPI S Opponent Score	RPI S Opponent Score	RPI S Opponent Score	RPI S Opponent Score
15 N Kentucky 63 85	32 N North Carolina 69 71	92 A Ohio St. 71 47	179 H Oklahoma 87 70
	47 N UCLA 60 56		217 H George Washington 63 30
			243 H Bethune-Cookman 88 39
			255 H New Hampshire 79 36
			340 H Albany (NY) 74 37
LAST 12 Division I GAMES:			
217 H George Washington 63 30	179 H Oklahoma 87 70	243 H Bethune-Cookman 88 39	
255 H New Hampshire 79 36	340 H Albany (NY) 74 37		
47 N UCLA 60 56	92 A Ohio St. 71 47		
32 N North Carolina 69 71			
15 N Kentucky 63 85			

Non-Div I Games:

South Fla.

Average RPI Win:	313	WON-LOST	WINNING	LAST 10	STRENGTH OF	OPP. STRENGTH	TEAM	ADJ.	CONF.	ADJ CONF.
Average RPI Loss:	105	RECORD	PCT. RANK	GAMES	SCHEDULE	OF SCHEDULE	RPI	RPI	RPI	RPI

DIV. I ONLY	3- 5	218	1- 0	123	329	199	199	21	21
DIV. I NON-CONF.	3- 5	218	1- 0	123	329	199	199	21	21

TOTALS	RPI 1-25	RPI 26-50	W-L RECORDS	RPI 51-100	RPI 101-150	RPI 150+			
3- 5	0- 1	0- 0	OVERALL	0- 0	0- 3	3- 1			
1- 1	0- 0	0- 0	HOME	0- 0	0- 1	1- 0			
2- 3	0- 1	0- 0	AWAY	0- 0	0- 1	2- 1			
0- 1	0- 0	0- 0	NEUTRAL	0- 0	0- 1	0- 0			
3- 5	0- 1	0- 0	NON-CONFERENCE	0- 0	0- 3	3- 1			
1- 1	0- 0	0- 0	HOME	0- 0	0- 1	1- 0			
2- 3	0- 1	0- 0	AWAY	0- 0	0- 1	2- 1			
0- 1	0- 0	0- 0	NEUTRAL	0- 0	0- 1	0- 0			
0- 0	0- 0	0- 0	CONFERENCE	0- 0	0- 0	0- 0			
0- 0	0- 0	0- 0	HOME	0- 0	0- 0	0- 0			
0- 0	0- 0	0- 0	AWAY	0- 0	0- 0	0- 0			
0- 0	0- 0	0- 0	NEUTRAL	0- 0	0- 0	0- 0			

RPI 1-25				RPI 26-50				RPI 51-100				RPI 101+ Team's RPI: 199			
RPI	S	Opponent	Score	RPI	S	Opponent	Score	RPI	S	Opponent	Score	RPI	S	Opponent	Score
22	A	Mississippi St.	53 88									105	N	North Ala.	67 80
												112	A	Bradley	79 85
												125	H	Indiana St.	51 62
												162	A	Southern Ill.	40 60
												251	H	Western Ill.	81 71
												341	A	NJIT	68 58
												347	A	Evansville	54 50

LAST 12 Division I GAMES:															
341	A	NJIT	68 58	347	A	Evansville	54 50	105	N	North Ala.	67 80	125	H	Indiana St.	51 62
251	H	Western Ill.	81 71												
162	A	Southern Ill.	40 60												
112	A	Bradley	79 85												
22	A	Mississippi St.	53 88												

Non-Div I Games: Ill.-Springfield 82 46

Southeast Mo. St.

Average RPI Win:	279	WON-LOST	WINNING	LAST 10	STRENGTH OF	OPP. STRENGTH	TEAM	ADJ.	CONF.	ADJ CONF.
Average RPI Loss:	72	RECORD	PCT. RANK	GAMES	SCHEDULE	OF SCHEDULE	RPI	RPI	RPI	RPI

DIV. I ONLY	3- 1	68	0- 0	323	165	152	152	23	23
DIV. I NON-CONF.	3- 1	68	0- 0	323	165	152	152	23	23

TOTALS	RPI 1-25	RPI 26-50	W-L RECORDS	RPI 51-100	RPI 101-150	RPI 150+			
3- 1	0- 0	0- 0	OVERALL	0- 1	0- 0	3- 0			
0- 0	0- 0	0- 0	HOME	0- 0	0- 0	0- 0			
3- 1	0- 0	0- 0	AWAY	0- 1	0- 0	3- 0			
0- 0	0- 0	0- 0	NEUTRAL	0- 0	0- 0	0- 0			
3- 1	0- 0	0- 0	NON-CONFERENCE	0- 1	0- 0	3- 0			
0- 0	0- 0	0- 0	HOME	0- 0	0- 0	0- 0			
3- 1	0- 0	0- 0	AWAY	0- 1	0- 0	3- 0			
0- 0	0- 0	0- 0	NEUTRAL	0- 0	0- 0	0- 0			
0- 0	0- 0	0- 0	CONFERENCE	0- 0	0- 0	0- 0			
0- 0	0- 0	0- 0	HOME	0- 0	0- 0	0- 0			
0- 0	0- 0	0- 0	AWAY	0- 0	0- 0	0- 0			
0- 0	0- 0	0- 0	NEUTRAL	0- 0	0- 0	0- 0			

RPI 1-25				RPI 26-50				RPI 51-100				RPI 101+ Team's RPI: 152			
RPI	S	Opponent	Score	RPI	S	Opponent	Score	RPI	S	Opponent	Score	RPI	S	Opponent	Score
								72	A	Alabama	40 88	171	A	SMU	63 62
												316	A	Jackson St.	50 45
												349	A	Alcorn	77 59

								LAST 12 Division I GAMES:							
								316	A	Jackson St.	50 45				
								171	A	SMU	63 62				
								349	A	Alcorn	77 59				
								72	A	Alabama	40 88				

Non-Div I Games: Mobile 70 57 Xavier (LA) 47 59

Average RPI Win: 193		WON-LOST RECORD	WINNING PCT. RANK	LAST 10 GAMES	STRENGTH OF SCHEDULE	OPP. STRENGTH OF SCHEDULE	TEAM RPI	ADJ. RPI	CONF. RPI	ADJ. CONF. RPI
Loss: 0										
DIV. I ONLY		8- 0	1	1- 0	325	18	79	79	2	2
DIV. I NON-CONF.		8- 0	1	1- 0	325	18	79	79	2	2
TOTALS		RPI 1-25	RPI 26-50	W-L RECORDS		RPI 51-100	RPI 101-150	RPI 150+		
8- 0	0- 0		0- 0	OVERALL		1- 0	2- 0	5- 0		
4- 0	0- 0		0- 0	HOME		0- 0	2- 0	2- 0		
3- 0	0- 0		0- 0	AWAY		0- 0	0- 0	3- 0		
1- 0	0- 0		0- 0	NEUTRAL		1- 0	0- 0	0- 0		
8- 0	0- 0		0- 0	NON-CONFERENCE		1- 0	2- 0	5- 0		
4- 0	0- 0		0- 0	HOME		0- 0	2- 0	2- 0		
3- 0	0- 0		0- 0	AWAY		0- 0	0- 0	3- 0		
1- 0	0- 0		0- 0	NEUTRAL		1- 0	0- 0	0- 0		
0- 0	0- 0		0- 0	CONFERENCE		0- 0	0- 0	0- 0		
0- 0	0- 0		0- 0	HOME		0- 0	0- 0	0- 0		
0- 0	0- 0		0- 0	AWAY		0- 0	0- 0	0- 0		
0- 0	0- 0		0- 0	NEUTRAL		0- 0	0- 0	0- 0		

[illegible]

Non-Div I Games:

Southern California

Average RPI	Win:	203	WON-LOST	WINNING	LAST 10	STRENGTH OF	OPP. STRENGTH	TEAM	ADJ.	CONF.	ADJ CONF.
Average RPI	Loss:	112	RECORD	PCT. RANK	GAMES	SCHEDULE	OF SCHEDULE	RPI	RPI	RPI	RPI
DIV. I ONLY		5- 4		145	1- 0	189	132	162	162	14	14
DIV. I NON-CONF.		5- 4		145	1- 0	189	132	162	162	14	14

TOTALS	RPI 1-25		RPI 26-50		W-L RECORDS	RPI 51-100		RPI 101-150		RPI 150+	
5- 4	0- 0		0- 1		OVERALL	0- 1		1- 0		4- 2	
4- 0	0- 0		0- 0		HOME	0- 0		1- 0		3- 0	
0- 3	0- 0		0- 0		AWAY	0- 1		0- 0		0- 2	
1- 1	0- 0		0- 1		NEUTRAL	0- 0		0- 0		1- 0	
5- 4	0- 0		0- 1		NON-CONFERENCE	0- 1		1- 0		4- 2	
4- 0	0- 0		0- 0		HOME	0- 0		1- 0		3- 0	
0- 3	0- 0		0- 0		AWAY	0- 1		0- 0		0- 2	
1- 1	0- 0		0- 1		NEUTRAL	0- 0		0- 0		1- 0	
0- 0	0- 0		0- 0		CONFERENCE	0- 0		0- 0		0- 0	
0- 0	0- 0		0- 0		HOME	0- 0		0- 0		0- 0	
0- 0	0- 0		0- 0		AWAY	0- 0		0- 0		0- 0	
0- 0	0- 0		0- 0		NEUTRAL	0- 0		0- 0		0- 0	

RPI 1-25				RPI 26-50				RPI 51-100				RPI 101+ Team's RPI: 162			
RPI	S	Opponent	Score	RPI	S	Opponent	Score	RPI	S	Opponent	Score	RPI	S	Opponent	Score
				34	N	Arizona St.	38 82	64	A	UT Martin	94 95	122	H	Northern Ill.	82 73
												158	N	Hartford	72 50
												160	A	Western Ky.	76 83
												188	A	Saint Louis	58 62
												199	H	Southeast Mo. St.	60 40
												229	H	Eastern Ill.	73 59
												308	H	Marshall	58 49

LAST 12 Division I GAMES:															
				308	H	Marshall	58 49	229	H	Eastern Ill.	73 59				
				199	H	Southeast Mo. St.	60 40	122	H	Northern Ill.	82 73				
				64	A	UT Martin	94 95	188	A	Saint Louis	58 62				
								34	N	Arizona St.	38 82				
								158	N	Hartford	72 50				
								160	A	Western Ky.	76 83				

Non-Div I Games:

Southern Ill.

Average RPI		Win: 270	WON-LOST RECORD		WINNING PCT. RANK	LAST 10 GAMES	STRENGTH OF SCHEDULE		OPP. STRENGTH OF SCHEDULE	TEAM RPI	ADJ. RPI	CONF. RPI	ADJ CONF. RPI
DIV. I ONLY			4- 3		134	0- 1	287		201	246	246	18	18
DIV. I NON-CONF.			4- 3		134	0- 1	287		201	246	246	18	18

TOTALS		RPI 1-25			RPI 26-50	W-L RECORDS		RPI 51-100	RPI 101-150		RPI 150+		
4- 3		0- 0			0- 1	OVERALL		0- 0	0- 2		4- 0		
4- 1		0- 0			0- 0	HOME		0- 0	0- 1		4- 0		
0- 2		0- 0			0- 1	AWAY		0- 0	0- 1		0- 0		
0- 0		0- 0			0- 0	NEUTRAL		0- 0	0- 0		0- 0		
4- 3		0- 0			0- 1	NON-CONFERENCE		0- 0	0- 2		4- 0		
4- 1		0- 0			0- 0	HOME		0- 0	0- 1		4- 0		
0- 2		0- 0			0- 1	AWAY		0- 0	0- 1		0- 0		
0- 0		0- 0			0- 0	NEUTRAL		0- 0	0- 0		0- 0		
0- 0		0- 0			0- 0	CONFERENCE		0- 0	0- 0		0- 0		
0- 0		0- 0			0- 0	HOME		0- 0	0- 0		0- 0		
0- 0		0- 0			0- 0	AWAY		0- 0	0- 0		0- 0		
0- 0		0- 0			0- 0	NEUTRAL		0- 0	0- 0		0- 0		

RPI 1-25				RPI 26-50				RPI 51-100				RPI 101+ Team's RPI: 246			
RPI	S	Opponent	Score	RPI	S	Opponent	Score	RPI	S	Opponent	Score	RPI	S	Opponent	Score
				29	A	Tulane	54 71					131	H	Sam Houston St.	61 65
												145	A	South Alabama	68 77
												235	H	Mississippi Val.	67 60
												250	H	Grambling	68 47
												264	H	Samford	76 40
												332	H	Northwestern St.	69 54
LAST 12 Division I GAMES:															
				29	A	Tulane	54 71	235	H	Mississippi Val.	67 60				
				332	H	Northwestern St.	69 54	264	H	Samford	76 40				
				131	H	Sam Houston St.	61 65	145	A	South Alabama	68 77				
								250	H	Grambling	68 47				

Non-Div I Games: William Carey 74 48

Southern Miss.

Average RPI		Win: 0	WON-LOST RECORD	WINNING PCT. RANK	LAST 10 GAMES	STRENGTH OF SCHEDULE	OPP. STRENGTH OF SCHEDULE	TEAM RPI	ADJ. RPI	CONF. RPI	ADJ. CONF. RPI
Loss: 52											
DIV. I ONLY			0- 4	327	0- 0	1	273	75	75	27	27
DIV. I NON-CONF.			0- 4	327	0- 0	1	273	75	75	27	27
TOTALS		RPI 1-25		RPI 26-50		W-L RECORDS		RPI 51-100	RPI 101-150	RPI 150+	
0- 4	0- 2			0- 1		OVERALL		0- 0	0- 1	0- 0	
0- 1	0- 0			0- 0		HOME		0- 0	0- 1	0- 0	
0- 3	0- 2			0- 1		AWAY		0- 0	0- 0	0- 0	
0- 0	0- 0			0- 0		NEUTRAL		0- 0	0- 0	0- 0	
0- 4	0- 2			0- 1		NON-CONFERENCE		0- 0	0- 1	0- 0	
0- 1	0- 0			0- 0		HOME		0- 0	0- 1	0- 0	
0- 3	0- 2			0- 1		AWAY		0- 0	0- 0	0- 0	
0- 0	0- 0			0- 0		NEUTRAL		0- 0	0- 0	0- 0	
0- 0	0- 0			0- 0		CONFERENCE		0- 0	0- 0	0- 0	
0- 0	0- 0			0- 0		HOME		0- 0	0- 0	0- 0	
0- 0	0- 0			0- 0		AWAY		0- 0	0- 0	0- 0	
0- 0	0- 0			0- 0		NEUTRAL		0- 0	0- 0	0- 0	

RPI 1-25					
RPI	S	Opponent	Score		
13	A	Bayl or	49	94	
15	A	Kentucky	41	91	

RPI 26-50					
RPI	S	Opponent	Score		
34	A	Ari zona St.	47	69	

Team' s RPI : 75					
RPI	S	Opponent	Score		
145	H	South Al abama	49	53	

LAST 12 Di vi si on I GAMES:									
13	A	Bayl or	49	94	34	A	Ari zona St.	47	69
15	A	Kentucky	41	91	145	H	South Al abama	49	53

Non-Div I Games:	Dillard	61	63	Louisiana Col.	77	53	Wiley	89	58	Millaps	71	36	Southern U.
------------------	---------	----	----	----------------	----	----	-------	----	----	---------	----	----	-------------

Average RPI Win: **163**
 Average RPI Loss: **145**

WON-LOST
RECORD

WINNING
PCT. RANK

LAST 10
GAMES

STRENGTH OF
SCHEDULE

OPP. STRENGTH
OF SCHEDULE

TEAM
RPI

ADJ.
RPI

CONF.
RPI

ADJ CONF.
RPI

DIV. I ONLY	3- 5	218	0- 1	155	142	225	225	11	11
DIV. I NON-CONF.	3- 5	218	0- 1	155	142	225	225	11	11
<hr/>									
TOTALS	RPI 1-25	RPI 26-50	W-L RECORDS	RPI 51-100	RPI 101-150	RPI 150+			
3- 5	0- 0	0- 0	OVERALL	1- 1	1- 1	1- 3			
3- 1	0- 0	0- 0	HOME	1- 1	1- 0	1- 0			
0- 4	0- 0	0- 0	AWAY	0- 0	0- 1	0- 3			
0- 0	0- 0	0- 0	NEUTRAL	0- 0	0- 0	0- 0			
3- 5	0- 0	0- 0	NON-CONFERENCE	1- 1	1- 1	1- 3			
3- 1	0- 0	0- 0	HOME	1- 1	1- 0	1- 0			
0- 4	0- 0	0- 0	AWAY	0- 0	0- 1	0- 3			
0- 0	0- 0	0- 0	NEUTRAL	0- 0	0- 0	0- 0			
0- 0	0- 0	0- 0	CONFERENCE	0- 0	0- 0	0- 0			
0- 0	0- 0	0- 0	HOME	0- 0	0- 0	0- 0			
0- 0	0- 0	0- 0	AWAY	0- 0	0- 0	0- 0			
0- 0	0- 0	0- 0	NEUTRAL	0- 0	0- 0	0- 0			

RPI 1-25				RPI 26-50				RPI 51-100				RPI 101+				Team's RPI: 225
RPI	S	Opponent	Score	RPI	S	Opponent	Score	RPI	S	Opponent	Score	RPI	S	Opponent	Score	
								55	H	Denver	70 71	113	A	UC Davi s	45 68	
								88	H	BYU	67 64	130	H	San Di ego	69 59	
												178	A	UC Ri versi de	50 56	
												181	A	Oral Roberts	59 64	
												200	A	UC Irvi ne	58 75	
												271	H	Utah Valley	60 59	
<hr/>																
LAST 12 Division I GAMES:																
178	A	UC Ri versi de	50 56	88	H	BYU	67 64	113	A	UC Davi s	45 68	200	A	UC Irvi ne	58 75	
55	H	Denver	70 71	130	H	San Di ego	69 59									
271	H	Utah Valley	60 59													
181	A	Oral Roberts	59 64													

Non-Div I Games:

Southern Utah

Average RPI Win: 309		WON-LOST		WINNING		LAST 10		STRENGTH OF		OPP. STRENGTH		TEAM		ADJ.		CONF.		ADJ CONF.	
Average RPI Loss: 133		RECORD		PCT. RANK		GAMES		SCHEDULE		OF SCHEDULE		RPI		RPI		RPI		RPI	
DIV. I ONLY		3- 7		252		0- 1		106		310		231		231		16		16	
DIV. I NON-CONF.		3- 7		252		0- 1		106		310		231		231		16		16	
TOTALS		RPI 1-25		RPI 26-50		W-L RECORDS		RPI 51-100		RPI 101-150		RPI 150+							
3- 7		0- 0		0- 0		OVERALL		0- 3		0- 2		3- 2							
2- 2		0- 0		0- 0		HOME		0- 1		0- 0		2- 1							
1- 4		0- 0		0- 0		AWAY		0- 1		0- 2		1- 1							
0- 1		0- 0		0- 0		NEUTRAL		0- 1		0- 0		0- 0							
3- 7		0- 0		0- 0		NON-CONFERENCE		0- 3		0- 2		3- 2							
2- 2		0- 0		0- 0		HOME		0- 1		0- 0		2- 1							
1- 4		0- 0		0- 0		AWAY		0- 1		0- 2		1- 1							
0- 1		0- 0		0- 0		NEUTRAL		0- 1		0- 0		0- 0							
0- 0		0- 0		0- 0		CONFERENCE		0- 0		0- 0		0- 0							
0- 0		0- 0		0- 0		HOME		0- 0		0- 0		0- 0							
0- 0		0- 0		0- 0		AWAY		0- 0		0- 0		0- 0							
0- 0		0- 0		0- 0		NEUTRAL		0- 0		0- 0		0- 0							

RPI 1-25				RPI 26-50				RPI 51-100				RPI 101+				Team's RPI : 231	
RPI	S	Opponent	Score	RPI	S	Opponent	Score	RPI	S	Opponent	Score	RPI	S	Opponent	Score		
								55	A	Denver	62	76	115	A	Penn St.	65	80
								58	H	Bucknel l	46	77	150	A	Georgi a	40	67
								81	N	Ohi o	53	70	220	A	Akron	58	67
													253	H	Hofstra	59	67
													290	H	Si ena	74	58
													309	A	Ni agara	76	48
													328	H	Can i si us	100	94
LAST 12 Di vi si on I GAMES:																	
220	A	Akron	58	67	115	A	Penn St.	65	80								
58	H	Bucknel l	46	77	290	H	Si ena	74	58								
55	A	Denver	62	76	150	A	Georgi a	40	67								
81	N	Ohi o	53	70	309	A	Ni agara	76	48								
253	H	Hofstra	59	67													
328	H	Can i si us	100	94													

Non-Div I Games:

St. Bonaventure

Average RPI		Win: 293	WON-LOST RECORD	WINNING PCT. RANK	LAST 10 GAMES	STRENGTH OF SCHEDULE	OPP. STRENGTH OF SCHEDULE	TEAM RPI	ADJ. RPI	CONF. RPI	ADJ. CONF. RPI
Loss: 222											
DIV. I ONLY			5- 3	114	1- 0	315	295	224	224	31	31
DIV. I NON-CONF.			5- 3	114	1- 0	315	295	224	224	31	31
TOTALS		RPI 1-25		RPI 26-50		W-L RECORDS	RPI 51-100	RPI 101-150		RPI 150+	
5- 3	0- 0			0- 0		OVERALL	0- 0	0- 1		5- 2	
2- 0	0- 0			0- 0		HOME	0- 0	0- 0		2- 0	
2- 2	0- 0			0- 0		AWAY	0- 0	0- 1		2- 1	
1- 1	0- 0			0- 0		NEUTRAL	0- 0	0- 0		1- 1	
5- 3	0- 0			0- 0		NON-CONFERENCE	0- 0	0- 1		5- 2	
2- 0	0- 0			0- 0		HOME	0- 0	0- 0		2- 0	
2- 2	0- 0			0- 0		AWAY	0- 0	0- 1		2- 1	
1- 1	0- 0			0- 0		NEUTRAL	0- 0	0- 0		1- 1	
0- 0	0- 0			0- 0		CONFERENCE	0- 0	0- 0		0- 0	
0- 0	0- 0			0- 0		HOME	0- 0	0- 0		0- 0	
0- 0	0- 0			0- 0		AWAY	0- 0	0- 0		0- 0	
0- 0	0- 0			0- 0		NEUTRAL	0- 0	0- 0		0- 0	

RPI 1-25				RPI 26-50				RPI 51-100				RPI 101+ Team's RPI: 224			
RPI	S	Opponent	Score	RPI	S	Opponent	Score	RPI	S	Opponent	Score	RPI	S	Opponent	Score
												114	A	Seton Hall	77 100
												215	A	Morehead St.	101 94
												258	N	Valparaiso	76 78
												282	H	Saint Peter's	74 70
												294	A	Army West Point	57 69
												311	A	Loyola Maryland	75 70
												325	N	Chicago St.	110 73
												331	H	Manhattan	73 65
LAST 12 Division I GAMES:															
				215	A	Morehead St.	101 94	282	H	Saint Peter's	74 70				
				258	N	Valparaiso	76 78	311	A	Loyola Maryland	75 70				
				325	N	Chicago St.	110 73	294	A	Army West Point	57 69				
				331	H	Manhattan	73 65	114	A	Seton Hall	77 100				

Non-Div I Games:	Mercy	102	51
------------------	-------	-----	----

St. Francis Brooklyn

■ Loss, ■ Non-Conf, S Site, H Home A Away N Neutral

Average RPI	Win:	217	WON-LOST	WINNING	LAST 10	STRENGTH OF	OPP. STRENGTH	TEAM	ADJ.	CONF.	ADJ CONF.
Average RPI	Loss:	41	RECORD	PCT. RANK	GAMES	SCHEDULE	OF SCHEDULE	RPI	RPI	RPI	RPI
DIV. I ONLY		6- 3		98	0- 1	114	67	68	68	4	4
DIV. I NON-CONF.		6- 3		98	0- 1	114	67	68	68	4	4

TOTALS	RPI 1-25		RPI 26-50		W-L RECORDS	RPI 51-100		RPI 101-150		RPI 150+	
6- 3	0- 2		0- 0		OVERALL	1- 1		1- 0		4- 0	
2- 1	0- 1		0- 0		HOME	0- 0		1- 0		1- 0	
2- 1	0- 0		0- 0		AWAY	0- 1		0- 0		2- 0	
2- 1	0- 1		0- 0		NEUTRAL	1- 0		0- 0		1- 0	
6- 3	0- 2		0- 0		NON-CONFERENCE	1- 1		1- 0		4- 0	
2- 1	0- 1		0- 0		HOME	0- 0		1- 0		1- 0	
2- 1	0- 0		0- 0		AWAY	0- 1		0- 0		2- 0	
2- 1	0- 1		0- 0		NEUTRAL	1- 0		0- 0		1- 0	
0- 0	0- 0		0- 0		CONFERENCE	0- 0		0- 0		0- 0	
0- 0	0- 0		0- 0		HOME	0- 0		0- 0		0- 0	
0- 0	0- 0		0- 0		AWAY	0- 0		0- 0		0- 0	
0- 0	0- 0		0- 0		NEUTRAL	0- 0		0- 0		0- 0	

RPI 1-25				RPI 26-50				RPI 51-100				RPI 101+			
RPI	S	Opponent	Score	RPI	S	Opponent	Score	RPI	S	Opponent	Score	RPI	S	Opponent	Score
3	N	UConn	55 65					65	N	Purdue	68 62	137	H	Yale	56 52
25	H	Florida St.	53 57					94	A	Wake Forest	59 64	236	N	Ole Miss	64 59
												265	A	Iona	61 35
												294	A	Army West Point	60 49
												304	H	Delaware St.	82 44

LAST 12 Division I GAMES:															
25	H	Florida St.	53 57	94	A	Wake Forest	59 64	304	H	Delaware St.	82 44				
137	H	Yale	56 52	236	N	Ole Miss	64 59	3	N	UConn	55 65				
265	A	Iona	61 35	65	N	Purdue	68 62	294	A	Army West Point	60 49				

Non-Div I Games:

St. John's (NY)

Average RPI Win:	175	WON-LOST	WINNING	LAST 10	STRENGTH OF	OPP. STRENGTH	TEAM	ADJ.	CONF.	ADJ CONF.
Average RPI Loss:	16	RECORD	PCT. RANK	GAMES	SCHEDULE	OF SCHEDULE	RPI	RPI	RPI	RPI
DIV. I ONLY	6- 1	39	0- 1	90	147	21	21	2	2	
DIV. I NON-CONF.	6- 1	39	0- 1	90	147	21	21	2	2	

TOTALS	RPI 1-25	RPI 26-50	W-L RECORDS	RPI 51-100	RPI 101-150	RPI 150+				
6- 1	0- 1	0- 0	OVERALL	1- 0	2- 0	3- 0				
3- 0	0- 0	0- 0	HOME	0- 0	1- 0	2- 0				
1- 1	0- 1	0- 0	AWAY	0- 0	0- 0	1- 0				
2- 0	0- 0	0- 0	NEUTRAL	1- 0	1- 0	0- 0				
6- 1	0- 1	0- 0	NON-CONFERENCE	1- 0	2- 0	3- 0				
3- 0	0- 0	0- 0	HOME	0- 0	1- 0	2- 0				
1- 1	0- 1	0- 0	AWAY	0- 0	0- 0	1- 0				
2- 0	0- 0	0- 0	NEUTRAL	1- 0	1- 0	0- 0				
0- 0	0- 0	0- 0	CONFERENCE	0- 0	0- 0	0- 0				
0- 0	0- 0	0- 0	HOME	0- 0	0- 0	0- 0				
0- 0	0- 0	0- 0	AWAY	0- 0	0- 0	0- 0				
0- 0	0- 0	0- 0	NEUTRAL	0- 0	0- 0	0- 0				

RPI 1-25				Team's RPI: 21				RPI 26-50				RPI 51-100				RPI 101+			
RPI	S	Opponent	Score	RPI	S	Opponent	Score	RPI	S	Opponent	Score	RPI	S	Opponent	Score	RPI	S	Opponent	Score
16	A	Gonzaga	73 79									86	N	FGCU	88 65	113	H	UC Davi s	71 43
																132	N	Ameri can	71 49
																202	H	I daho	115 71
																242	H	San Franci sco	96 62
																274	A	Hawai i	81 59

LAST 12 Division I GAMES:																			
16	A	Gonzaga	73 79	202	H	I daho	115 71												
274	A	Hawai i	81 59	113	H	UC Davi s	71 43												
132	N	Ameri can	71 49																
86	N	FGCU	88 65																
242	H	San Franci sco	96 62																

Non-Div I Games:

Stanford

Average RPI Win:	0	WON-LOST	WINNING	LAST 10	STRENGTH OF	OPP. STRENGTH	TEAM	ADJ.	CONF.	ADJ CONF.
Average RPI Loss:	102	RECORD	PCT. RANK	GAMES	SCHEDULE	OF SCHEDULE	RPI	RPI	RPI	RPI
DIV. I ONLY	0- 7	327	0- 1	22	159	233	233	26	26	
DIV. I NON-CONF.	0- 7	327	0- 1	22	159	233	233	26	26	

TOTALS	RPI 1-25	RPI 26-50	W-L RECORDS	RPI 51-100	RPI 101-150	RPI 150+				
0- 7	0- 1	0- 1	OVERALL	0- 1	0- 3	0- 1				
0- 1	0- 0	0- 1	HOME	0- 0	0- 0	0- 0				
0- 3	0- 1	0- 0	AWAY	0- 1	0- 1	0- 0				
0- 3	0- 0	0- 0	NEUTRAL	0- 0	0- 2	0- 1				
0- 7	0- 1	0- 1	NON-CONFERENCE	0- 1	0- 3	0- 1				
0- 1	0- 0	0- 1	HOME	0- 0	0- 0	0- 0				
0- 3	0- 1	0- 0	AWAY	0- 1	0- 1	0- 0				
0- 3	0- 0	0- 0	NEUTRAL	0- 0	0- 2	0- 1				
0- 0	0- 0	0- 0	CONFERENCE	0- 0	0- 0	0- 0				
0- 0	0- 0	0- 0	HOME	0- 0	0- 0	0- 0				
0- 0	0- 0	0- 0	AWAY	0- 0	0- 0	0- 0				
0- 0	0- 0	0- 0	NEUTRAL	0- 0	0- 0	0- 0				

RPI 1-25				RPI 26-50				RPI 51-100				RPI 101+ Team's RPI: 233			
RPI	S	Opponent	Score	RPI	S	Opponent	Score	RPI	S	Opponent	Score	RPI	S	Opponent	Score
12	A	Tennessee	55 65	33	H	UCF	55 78	72	A	Al abama	47 59	108	N	Wright St.	44 57
												116	N	Marist	69 76
												120	A	Tul sa	54 55
												253	N	Hofstra	50 53

LAST 12 Division I GAMES:															
116	N	Marist	69 76	12	A	Tennessee	55 65	72	A	Al abama	47 59	108	N	Wright St.	44 57
33	H	UCF	55 78	72	A	Al abama	47 59	253	N	Hofstra	50 53				
120	A	Tul sa	54 55												

Non-Div I Games: Webber Int'l 80 52

Stetson

Average RPI Win:	250	WON-LOST	WINNING	LAST 10	STRENGTH OF	OPP. STRENGTH	TEAM	ADJ.	CONF.	ADJ CONF.
Average RPI Loss:	98	RECORD	PCT. RANK	GAMES	SCHEDULE	OF SCHEDULE	RPI	RPI	RPI	RPI

DIV. I ONLY	7- 1	27	1- 0	289	188	101	101	25	25
DIV. I NON-CONF.	7- 1	27	1- 0	289	188	101	101	25	25

TOTALS	RPI 1-25	RPI 26-50	W-L RECORDS	RPI 51-100	RPI 101-150	RPI 150+			
7- 1	0- 0	0- 0	OVERALL	0- 1	1- 0	6- 0			
4- 0	0- 0	0- 0	HOME	0- 0	0- 0	4- 0			
3- 1	0- 0	0- 0	AWAY	0- 1	1- 0	2- 0			
0- 0	0- 0	0- 0	NEUTRAL	0- 0	0- 0	0- 0			
7- 1	0- 0	0- 0	NON-CONFERENCE	0- 1	1- 0	6- 0			
4- 0	0- 0	0- 0	HOME	0- 0	0- 0	4- 0			
3- 1	0- 0	0- 0	AWAY	0- 1	1- 0	2- 0			
0- 0	0- 0	0- 0	NEUTRAL	0- 0	0- 0	0- 0			
0- 0	0- 0	0- 0	CONFERENCE	0- 0	0- 0	0- 0			
0- 0	0- 0	0- 0	HOME	0- 0	0- 0	0- 0			
0- 0	0- 0	0- 0	AWAY	0- 0	0- 0	0- 0			
0- 0	0- 0	0- 0	NEUTRAL	0- 0	0- 0	0- 0			

RPI 1-25				RPI 26-50				RPI 51-100				RPI 101+ Team's RPI: 101			
RPI	S	Opponent	Score	RPI	S	Opponent	Score	RPI	S	Opponent	Score	RPI	S	Opponent	Score
								98	A	Rutgers	47 61	115	A	Penn St.	81 70
												211	A	Sacred Heart	73 58
												248	H	Cornell	63 61
												253	H	Hofstra	77 49
												257	H	Ga. Southern	72 43
												331	A	Manhattan	79 48
												337	H	Fairleigh Dickinson	63 49

LAST 12 Division I GAMES:															
337	H	Fairleigh Dickinson	63 49	115	A	Penn St.	81 70	257	H	Ga. Southern	72 43	331	A	Manhattan	79 48
211	A	Sacred Heart	73 58	253	H	Hofstra	77 49	98	A	Rutgers	47 61				
248	H	Cornell	63 61												

Non-Div I Games: SUNY New Paltz 87 50

Stony Brook

Average RPI Win: 147		WON-LOST	WINNING	LAST 10	STRENGTH OF		OPP. STRENGTH	TEAM	ADJ.	CONF.	ADJ CONF.
Average RPI Loss: 14		RECORD	PCT. RANK	GAMES	SCHEDULE		OF SCHEDULE	RPI	RPI	RPI	RPI
DIV. I ONLY		8- 2	46	1- 0	29		145	11	11	1	1
DIV. I NON-CONF.		8- 2	46	1- 0	29		145	11	11	1	1

TOTALS		RPI 1-25		RPI 26-50	W-L RECORDS		RPI 51-100	RPI 101-150		RPI 150+	
8- 2		0- 2		1- 0	OVERALL		2- 0	1- 0		4- 0	
5- 0		0- 0		0- 0	HOME		1- 0	1- 0		3- 0	
0- 2		0- 2		0- 0	AWAY		0- 0	0- 0		0- 0	
3- 0		0- 0		1- 0	NEUTRAL		1- 0	0- 0		1- 0	
8- 2		0- 2		1- 0	NON-CONFERENCE		2- 0	1- 0		4- 0	
5- 0		0- 0		0- 0	HOME		1- 0	1- 0		3- 0	
0- 2		0- 2		0- 0	AWAY		0- 0	0- 0		0- 0	
3- 0		0- 0		1- 0	NEUTRAL		1- 0	0- 0		1- 0	
0- 0		0- 0		0- 0	CONFERENCE		0- 0	0- 0		0- 0	
0- 0		0- 0		0- 0	HOME		0- 0	0- 0		0- 0	
0- 0		0- 0		0- 0	AWAY		0- 0	0- 0		0- 0	
0- 0		0- 0		0- 0	NEUTRAL		0- 0	0- 0		0- 0	

RPI	S	Opponent	Score	RPI	S	Opponent	Score	RPI	S	Opponent	Score	RPI	S	Opponent	Score
10	A	Oregon	73 75	39	N	DePaul	83 81	58	H	Bucknell	70 56	104	H	Texas A&M	75 65
17	A	Minnesota	68 72					95	N	Kansas St.	70 61	175	H	North Dakota	85 49
												182	N	Princeton	92 61
												191	H	Towson	98 55
												333	H	UMES	96 51

LAST 12 Division I GAMES:															
191	H	Towson	98 55	333	H	UMES	96 51								
17	A	Minnesota	68 72	104	H	Texas A&M	75 65								
39	N	DePaul	83 81	10	A	Oregon	73 75								
182	N	Princeton	92 61	175	H	North Dakota	85 49								
95	N	Kansas St.	70 61												
58	H	Bucknell	70 56												

Non-Div I Games:

Syracuse

TCU

Average RPI Win: 175

Average RPI Loss: 88

WON-LOST RECORD

WINNING PCT. RANK

LAST 10 GAMES

STRENGTH OF SCHEDULE

OPP. STRENGTH OF SCHEDULE

TEAM RPI

ADJ. RPI

CONF. RPI

ADJ CONF. RPI

DIV. I ONLY

7- 1

27

1- 0

158

115

42

42

6

6

DIV. I NON-CONF.

7- 1

27

1- 0

158

115

42

42

6

6

TOTALS

RPI 1-25

RPI 26-50

W-L RECORDS

RPI 51-100

RPI 101-150

RPI 150+

7- 1

0- 0

1- 0

OVERALL

0- 1

1- 0

5- 0

5- 0

0- 0

1- 0

3- 0

2- 0

0- 0

0- 0

2- 0

0- 1

0- 0

0- 0

NEUTRAL

0- 1

0- 0

0- 0

7- 1

0- 0

1- 0

NON-CONFERENCE

0- 1

1- 0

5- 0

5- 0

0- 0

1- 0

3- 0

2- 0

0- 0

0- 0

0- 0

0- 1

0- 0

0- 0

NEUTRAL

0- 1

0- 0

0- 0

0- 0

0- 0

0- 0

CONFERENCE

0- 0

0- 0

0- 0

HOME

0- 0

0- 0

0- 0

AWAY

0- 0

0- 0

0- 0

NEUTRAL

0- 0

0- 0

0- 0

RPI 1-25

RPI 26-50

Team's RPI: 42

RPI 51-100

RPI 101+

RPI S Opponent Score

RPI S Opponent Score

RPI S Opponent Score

RPI S Opponent Score

RPI S Opponent Score

RPI S Opponent Score

RPI S Opponent Score

RPI S Opponent Score

RPI S Opponent Score

RPI S Opponent Score

RPI S Opponent Score

RPI S Opponent Score

RPI S Opponent Score

RPI S Opponent Score

RPI S Opponent Score

RPI S Opponent Score

RPI S Opponent Score

RPI S Opponent Score

RPI S Opponent Score

RPI S Opponent Score

RPI S Opponent Score

RPI S Opponent Score

RPI S Opponent Score

RPI S Opponent Score

RPI S Opponent Score

RPI S Opponent Score

RPI S Opponent Score

RPI S Opponent Score

RPI S Opponent Score

RPI S Opponent Score

RPI S Opponent Score

RPI S Opponent Score

RPI S Opponent Score

RPI S Opponent Score

RPI S Opponent Score

RPI S Opponent Score

RPI S Opponent Score

RPI S Opponent Score

RPI S Opponent Score

RPI S Opponent Score

RPI S Opponent Score

RPI S Opponent Score

RPI S Opponent Score

RPI S Opponent Score

RPI S Opponent Score

RPI S Opponent Score

RPI S Opponent Score

RPI S Opponent Score

RPI S Opponent Score

RPI S Opponent Score

RPI S Opponent Score

RPI S Opponent Score

RPI S Opponent Score

RPI S Opponent Score

RPI S Opponent Score

RPI S Opponent Score

RPI S Opponent Score

RPI S Opponent Score

RPI S Opponent Score

RPI S Opponent Score

RPI S Opponent Score

RPI S Opponent Score

RPI S Opponent Score

RPI S Opponent Score

RPI S Opponent Score

RPI S Opponent Score

RPI S Opponent Score

RPI S Opponent Score

RPI S Opponent Score

RPI S Opponent Score

RPI S Opponent Score

RPI S Opponent Score

RPI S Opponent Score

RPI S Opponent Score

RPI S Opponent Score

RPI S Opponent Score

RPI S Opponent Score

RPI S Opponent Score

RPI S Opponent Score

RPI S Opponent Score

RPI S Opponent Score

RPI S Opponent Score

RPI S Opponent Score

RPI S Opponent Score

RPI S Opponent Score

RPI S Opponent Score

RPI S Opponent Score

RPI S Opponent Score

RPI S Opponent Score

RPI S Opponent Score

RPI S Opponent Score

RPI S Opponent Score

RPI S Opponent Score

RPI S Opponent Score

RPI S Opponent Score

RPI S Opponent Score

RPI S Opponent Score

RPI S Opponent Score

RPI S Opponent Score

RPI S Opponent Score

RPI S Opponent Score

RPI S Opponent Score

RPI S Opponent Score

RPI S Opponent Score

RPI S Opponent Score

RPI S Opponent Score

RPI S Opponent Score

RPI S Opponent Score

RPI S Opponent Score

RPI S Opponent Score

RPI S Opponent Score

RPI S Opponent Score

RPI S Opponent Score

RPI S Opponent Score

RPI S Opponent Score

RPI S Opponent Score

RPI S Opponent Score

RPI S Opponent Score

RPI S Opponent Score

RPI S Opponent Score

RPI S Opponent Score

RPI S Opponent Score

RPI S Opponent Score

RPI S Opponent Score

RPI S Opponent Score

RPI S Opponent Score

RPI S Opponent Score

RPI S Opponent Score

RPI S Opponent Score

RPI S Opponent Score

RPI S Opponent Score

RPI S Opponent Score

RPI S Opponent Score

RPI S Opponent Score

RPI S Opponent Score

RPI S Opponent Score

RPI S Opponent Score

RPI S Opponent Score

RPI S Opponent Score

RPI S Opponent Score

RPI S Opponent Score

RPI S Opponent Score

RPI S Opponent Score

RPI S Opponent Score

RPI S Opponent Score

RPI S Opponent Score

RPI S Opponent Score

RPI S Opponent Score

RPI S Opponent Score

RPI S Opponent Score

RPI S Opponent Score

RPI S Opponent Score

RPI S Opponent Score

RPI S Opponent Score

RPI S Opponent Score

RPI S Opponent Score

RPI S Opponent Score

RPI S Opponent Score

RPI S Opponent Score

RPI S Opponent Score

RPI S Opponent Score

RPI S Opponent Score

RPI S Opponent Score

RPI S Opponent Score

RPI S Opponent Score

RPI S Opponent Score

RPI S Opponent Score

RPI S Opponent Score

RPI S Opponent Score

RPI S Opponent Score

RPI S Opponent Score

RPI S Opponent Score

RPI S Opponent Score

RPI S Opponent Score

RPI S Opponent Score

RPI S Opponent Score

RPI S Opponent Score

RPI S Opponent Score

RPI S Opponent Score

RPI S Opponent Score

RPI S Opponent Score

RPI S Opponent Score

RPI S Opponent Score

RPI S Opponent Score

RPI S Opponent Score

RPI S Opponent Score

RPI S Opponent Score

RPI S Opponent Score

RPI S Opponent Score

RPI S Opponent Score

RPI S Opponent Score

RPI S Opponent Score

RPI S Opponent Score

RPI S Opponent Score

RPI S Opponent Score

RPI S Opponent Score

RPI S Opponent Score

RPI S Opponent Score

RPI S Opponent Score

RPI S Opponent Score

RPI S Opponent Score

RPI S Opponent Score

RPI S Opponent Score

RPI S Opponent Score

RPI S Opponent Score

RPI S Opponent Score

RPI S Opponent Score

RPI S Opponent Score

RPI S Opponent Score

RPI S Opponent Score

RPI S Opponent Score

RPI S Opponent Score

RPI S Opponent Score

RPI S Opponent Score

RPI S Opponent Score

RPI S Opponent Score

RPI S Opponent Score

RPI S Opponent Score

RPI S Opponent Score

RPI S Opponent Score

RPI S Opponent Score

RPI S Opponent Score

RPI S Opponent Score

RPI S Opponent Score

RPI S Opponent Score

RPI S Opponent Score

RPI S Opponent Score

RPI S Opponent Score

RPI S Opponent Score

RPI S Opponent Score

RPI S Opponent Score

RPI S Opponent Score

RPI S Opponent Score

RPI S Opponent Score

RPI S Opponent Score

RPI S Opponent Score

RPI S Opponent Score

RPI S Opponent Score

RPI S Opponent Score

RPI S Opponent Score

RPI S Opponent Score

RPI S Opponent Score

RPI S Opponent Score

RPI S Opponent Score

RPI S Opponent Score

RPI S Opponent Score

RPI S Opponent Score

RPI S Opponent Score

RPI S Opponent Score

RPI S Opponent Score

RPI S Opponent Score

RPI S Opponent Score

RPI S Opponent Score

RPI S Opponent Score

RPI S Opponent Score

RPI S Opponent Score

RPI S Opponent Score

RPI S Opponent Score

RPI S Opponent Score

RPI S Opponent Score

RPI S Opponent Score

RPI S Opponent Score

RPI S Opponent Score

RPI S Opponent Score

RPI S Opponent Score

RPI S Opponent Score

RPI S Opponent Score

RPI S Opponent Score

RPI S Opponent Score

RPI S Opponent Score

RPI S Opponent Score

RPI S Opponent Score

RPI S Opponent Score

RPI S Opponent Score

RPI S Opponent Score

RPI S Opponent Score

RPI S Opponent Score

RPI S Opponent Score

RPI S Opponent Score

RPI S Opponent Score

RPI S Opponent Score

RPI S Opponent Score

RPI S Opponent Score

RPI S Opponent Score

RPI S Opponent Score

RPI S Opponent Score

RPI S Opponent Score

RPI S Opponent Score

RPI S Opponent Score

RPI S Opponent Score

RPI S Opponent Score

RPI S Opponent Score

RPI S Opponent Score

RPI S Opponent Score

RPI S Opponent Score

RPI S Opponent Score

RPI S Opponent Score

RPI S Opponent Score

RPI S Opponent Score

RPI S Opponent Score

RPI S Opponent Score

RPI S Opponent Score

RPI S Opponent Score

RPI S Opponent Score

RPI S Opponent Score

RPI S Opponent Score

RPI S Opponent Score

RPI S Opponent Score

RPI S Opponent Score

RPI S Opponent Score

RPI S Opponent Score

RPI S Opponent Score

RPI S Opponent Score

RPI S Opponent Score

RPI S Opponent Score

RPI S Opponent Score

RPI S Opponent Score

RPI S Opponent Score

RPI S Opponent Score

RPI S Opponent Score

RPI S Opponent Score

RPI S Opponent Score

RPI S Opponent Score

RPI S Opponent Score

RPI S Opponent Score

RPI S Opponent Score

RPI S Opponent Score

RPI S Opponent Score

RPI S Opponent Score

RPI S Opponent Score

RPI S Opponent Score

RPI S Opponent Score

RPI S Opponent Score

RPI S Opponent Score

RPI S Opponent Score

RPI S Opponent Score

RPI S Opponent Score

RPI S Opponent Score

RPI S Opponent Score

RPI S Opponent Score

Non-Div I Games:

TCU

Average RPI	Win:	292	WON-LOST	WINNING	LAST 10	STRENGTH OF	OPP. STRENGTH	TEAM	ADJ.	CONF.	ADJ CONF.
Average RPI	Loss:	93	RECORD	PCT. RANK	GAMES	SCHEDULE	OF SCHEDULE	RPI	RPI	RPI	RPI
DIV. I ONLY		3- 6		238	0- 1	216	91	223	223	8	8
DIV. I NON-CONF.		3- 6		238	0- 1	216	91	223	223	8	8

TOTALS	RPI 1-25		RPI 26-50		W-L RECORDS	RPI 51-100		RPI 101-150		RPI 150+	
3- 6	0- 1		0- 1		OVERALL	0- 2		0- 1		3- 1	
2- 0	0- 0		0- 0		HOME	0- 0		0- 0		2- 0	
1- 5	0- 1		0- 1		AWAY	0- 1		0- 1		1- 1	
0- 1	0- 0		0- 0		NEUTRAL	0- 1		0- 0		0- 0	
3- 6	0- 1		0- 1		NON-CONFERENCE	0- 2		0- 1		3- 1	
2- 0	0- 0		0- 0		HOME	0- 0		0- 0		2- 0	
1- 5	0- 1		0- 1		AWAY	0- 1		0- 1		1- 1	
0- 1	0- 0		0- 0		NEUTRAL	0- 1		0- 0		0- 0	
0- 0	0- 0		0- 0		CONFERENCE	0- 0		0- 0		0- 0	
0- 0	0- 0		0- 0		HOME	0- 0		0- 0		0- 0	
0- 0	0- 0		0- 0		AWAY	0- 0		0- 0		0- 0	
0- 0	0- 0		0- 0		NEUTRAL	0- 0		0- 0		0- 0	

RPI 1-25				RPI 26-50				RPI 51-100				RPI 101+ Team's RPI: 223			
RPI	S	Opponent	Score	RPI	S	Opponent	Score	RPI	S	Opponent	Score	RPI	S	Opponent	Score
14	A	Miami (FL)	61 73	39	A	DePaul	88 102	60	A	Villanova	68 76	116	A	Marist	68 74
								93	N	Radford	50 56	236	A	Ole Miss	55 62
												265	H	Iona	59 39
												304	H	Delaware St.	75 61
												306	A	Saint Joseph's	58 52

LAST 12 Division I GAMES:															
60	A	Villanova	68 76	265	H	Iona	59 39	39	A	DePaul	88 102	14	A	Miami (FL)	61 73
306	A	Saint Joseph's	58 52	93	N	Radford	50 56	116	A	Marist	68 74	236	A	Ole Miss	55 62
304	H	Delaware St.	75 61												

Non-Div I Games:

Temple

Average RPI Win:	176	WON-LOST	WINNING	LAST 10	STRENGTH OF	OPP. STRENGTH	TEAM	ADJ.	CONF.	ADJ CONF.
Average RPI Loss:	0	RECORD	PCT. RANK	GAMES	SCHEDULE	OF SCHEDULE	RPI	RPI	RPI	RPI
DIV. I ONLY	8- 0	1	1- 0	99	154	12	12	5	5	
DIV. I NON-CONF.	8- 0	1	1- 0	99	154	12	12	5	5	

TOTALS	RPI 1-25	RPI 26-50	W-L RECORDS	RPI 51-100	RPI 101-150	RPI 150+				
8- 0	0- 0	2- 0	OVERALL	1- 0	0- 0	5- 0				
4- 0	0- 0	0- 0	HOME	0- 0	0- 0	4- 0				
2- 0	0- 0	1- 0	AWAY	1- 0	0- 0	0- 0				
2- 0	0- 0	1- 0	NEUTRAL	0- 0	0- 0	1- 0				
8- 0	0- 0	2- 0	NON-CONFERENCE	1- 0	0- 0	5- 0				
4- 0	0- 0	0- 0	HOME	0- 0	0- 0	4- 0				
2- 0	0- 0	1- 0	AWAY	1- 0	0- 0	0- 0				
2- 0	0- 0	1- 0	NEUTRAL	0- 0	0- 0	1- 0				
0- 0	0- 0	0- 0	CONFERENCE	0- 0	0- 0	0- 0				
0- 0	0- 0	0- 0	HOME	0- 0	0- 0	0- 0				
0- 0	0- 0	0- 0	AWAY	0- 0	0- 0	0- 0				
0- 0	0- 0	0- 0	NEUTRAL	0- 0	0- 0	0- 0				

RPI	S	Opponent	Score	RPI	S	Opponent	Score	RPI	S	Opponent	Score
46	N	Clemson	78 66	48	A	Texas	88 82	97	A	Oklahoma St.	76 63
164	H	UNC Asheville	73 46	167	N	UAB	73 69	233	H	Stetson	65 55
307	H	Presbyterian	97 49	343	H	Florida A&M	96 31				
LAST 12 Division I GAMES:											
167	N	UAB	73 69	46	N	Clemson	78 66	343	H	Florida A&M	96 31
48	A	Texas	88 82	164	H	UNC Asheville	73 46	307	H	Presbyterian	97 49
233	H	Stetson	65 55								
97	A	Oklahoma St.	76 63								

Non-Div I Games:

Tennessee

Average RPI Win:	0	WON-LOST	WINNING	LAST 10	STRENGTH OF	OPP. STRENGTH	TEAM	ADJ.	CONF.	ADJ CONF.
Average RPI Loss:	156	RECORD	PCT. RANK	GAMES	SCHEDULE	OF SCHEDULE	RPI	RPI	RPI	RPI
DIV. I ONLY	0- 9	327	0- 1	69	235	293	293	21	21	
DIV. I NON-CONF.	0- 9	327	0- 1	69	235	293	293	21	21	

TOTALS	RPI 1-25	RPI 26-50	W-L RECORDS	RPI 51-100	RPI 101-150	RPI 150+				
0- 9	0- 1	0- 0	OVERALL	0- 1	0- 3	0- 4				
0- 1	0- 0	0- 0	HOME	0- 0	0- 1	0- 0				
0- 5	0- 1	0- 0	AWAY	0- 0	0- 0	0- 4				
0- 3	0- 0	0- 0	NEUTRAL	0- 1	0- 2	0- 0				
0- 9	0- 1	0- 0	NON-CONFERENCE	0- 1	0- 3	0- 4				
0- 1	0- 0	0- 0	HOME	0- 0	0- 1	0- 0				
0- 5	0- 1	0- 0	AWAY	0- 0	0- 0	0- 4				
0- 3	0- 0	0- 0	NEUTRAL	0- 1	0- 2	0- 0				
0- 0	0- 0	0- 0	CONFERENCE	0- 0	0- 0	0- 0				
0- 0	0- 0	0- 0	HOME	0- 0	0- 0	0- 0				
0- 0	0- 0	0- 0	AWAY	0- 0	0- 0	0- 0				
0- 0	0- 0	0- 0	NEUTRAL	0- 0	0- 0	0- 0				

RPI 1-25				RPI 26-50				RPI 51-100				RPI 101+				Team's RPI: 293
RPI	S	Opponent	Score	RPI	S	Opponent	Score	RPI	S	Opponent	Score	RPI	S	Opponent	Score	
5	A	Louisville	52 107					56	N	Arkansas	55 79	126	N	Wisconsin	53 58	
												129	N	Pittsburgh	56 78	
												145	H	South Alabama	56 78	
												153	A	Vanderbilt	63 89	
												203	A	Troy	67 92	
												272	A	Alabama A&M	57 67	
												318	A	Lipscomb	62 64	

LAST 12 Division I GAMES:																
129	N	Pittsburgh	56 78	5	A	Louisville	52 107	145	H	South Alabama	56 78					
126	N	Wisconsin	53 58					318	A	Lipscomb	62 64					
56	N	Arkansas	55 79													
153	A	Vanderbilt	63 89													
203	A	Troy	67 92													
272	A	Alabama A&M	57 67													

Non-Div I Games:

Tennessee St.

Average RPI	Win:	245	WON-LOST	WINNING	LAST 10	STRENGTH OF	OPP. STRENGTH	TEAM	ADJ.	CONF.	ADJ CONF.
Average RPI	Loss:	47	RECORD	PCT. RANK	GAMES	SCHEDULE	OF SCHEDULE	RPI	RPI	RPI	RPI
DIV. I ONLY		4- 3		134	0- 1	102	167	85	85	21	21
DIV. I NON-CONF.		4- 3		134	0- 1	102	167	85	85	21	21

TOTALS	RPI 1-25		RPI 26-50		W-L RECORDS	RPI 51-100		RPI 101-150		RPI 150+	
4- 3	0- 0		0- 1		OVERALL	1- 2		0- 0		3- 0	
2- 0	0- 0		0- 0		HOME	1- 0		0- 0		1- 0	
2- 2	0- 0		0- 0		AWAY	0- 2		0- 0		2- 0	
0- 1	0- 0		0- 1		NEUTRAL	0- 0		0- 0		0- 0	
4- 3	0- 0		0- 1		NON-CONFERENCE	1- 2		0- 0		3- 0	
2- 0	0- 0		0- 0		HOME	1- 0		0- 0		1- 0	
2- 2	0- 0		0- 0		AWAY	0- 2		0- 0		2- 0	
0- 1	0- 0		0- 1		NEUTRAL	0- 0		0- 0		0- 0	
0- 0	0- 0		0- 0		CONFERENCE	0- 0		0- 0		0- 0	
0- 0	0- 0		0- 0		HOME	0- 0		0- 0		0- 0	
0- 0	0- 0		0- 0		AWAY	0- 0		0- 0		0- 0	
0- 0	0- 0		0- 0		NEUTRAL	0- 0		0- 0		0- 0	

RPI	S	Opponent	Score	RPI	S	Opponent	Score	RPI	S	Opponent	Score	RPI	S	Opponent	Score
				27	N	Old Domini on	73 80	56	A	Arkansas	42 65	234	A	Wi chi ta St.	55 45
								59	A	Xavi er	60 70	327	H	Western Caro.	77 58
								71	H	Mi ddl e Tenn.	68 64	346	A	Charl eston So.	77 55
LAST 12 Division I GAMES:															
				71	H	Mi ddl e Tenn.	68 64	56	A	Arkansas	42 65				
				59	A	Xavi er	60 70	234	A	Wi chi ta St.	55 45				
								27	N	Ol d Domi ni on	73 80				
								346	A	Charl eston So.	77 55				
								327	H	Western Caro.	77 58				

Non-Div I Games: Cumberland (TN) 88 55

Tennessee Tech

Average RPI Win: 173

Average RPI Loss: 17

WON-LOST
RECORDWINNING
PCT. RANKLAST 10
GAMESSTRENGTH OF
SCHEDULEOPP. STRENGTH
OF SCHEDULETEAM
RPIADJ.
RPICONF.
RPIADJ CONF.
RPIDIV. I ONLY
DIV. I NON-CONF.7- 2
7- 251
512- 0
2- 069
69101
10148
4848
486
66
6

TOTALS

RPI 1-25

RPI 26-50

W-L RECORDS

RPI 51-100

RPI 101-150

RPI 150+

7- 2
3- 2
1- 0
3- 00- 2
0- 2
0- 0
0- 02- 0
1- 0
0- 0
1- 0OVERALL
HOME
AWAY
NEUTRAL1- 0
0- 0
0- 0
1- 00- 0
0- 0
0- 0
0- 04- 0
2- 0
1- 0
1- 07- 2
3- 2
1- 0
3- 00- 2
0- 2
0- 0
0- 02- 0
1- 0
0- 0
1- 0NON-CONFERENCE
HOME
AWAY
NEUTRAL1- 0
0- 0
0- 0
1- 00- 0
0- 0
0- 0
0- 04- 0
2- 0
1- 0
1- 00- 0
0- 0
0- 0
0- 00- 0
0- 0
0- 0
0- 00- 0
0- 0
0- 0
0- 0CONFERENCE
HOME
AWAY
NEUTRAL0- 0
0- 0
0- 0
0- 00- 0
0- 0
0- 0
0- 00- 0
0- 0
0- 0
0- 0

RPI 1-25

RPI 26-50

Team's RPI: 48

RPI 51-100

RPI 101+

RPI	S	Opponent	Score
12	H	Tennessee	82 88
22	H	Mississippi St.	49 67

RPI	S	Opponent	Score
28	H	Duquesne	78 41
44	N	Michigan	69 52

RPI	S	Opponent	Score
76	N	Quinnipiac	56 55

RPI	S	Opponent	Score
155	N	Fordham	72 54
283	A	North Texas	64 54
295	H	UTSA	98 54
329	H	McNeese	96 40

LAST 12 Division I GAMES:

155	N	Fordham	72	54
44	N	Michigan	69	52
12	H	Tennessee	82	88
22	H	Mississippi St.	49	67

295	H	UTSA	98	54
76	N	Quinnipiac	56	55
329	H	McNeese	96	40
283	A	North Texas	64	54
28	H	Duquesne	78	41

Non-Div I Games:

Texas

Average RPI		Win: 192	WON-LOST	WINNING	LAST 10	STRENGTH OF		OPP. STRENGTH	TEAM	ADJ.	CONF.	ADJ CONF.
Loss: 19			RECORD	PCT. RANK	GAMES	SCHEDULE		OF SCHEDULE	RPI	RPI	RPI	RPI
DIV. I	ONLY		6- 2	68	1- 0	224		61	104	104	5	5
DIV. I	NON-CONF.		6- 2	68	1- 0	224		61	104	104	5	5

TOTALS		RPI 1-25		RPI 26-50		W-L RECORDS		RPI 51-100	RPI 101-150		RPI 150+	
6- 2		0- 1		0- 1		OVERALL		0- 0	2- 0		4- 0	
4- 1		0- 0		0- 1		HOME		0- 0	1- 0		3- 0	
2- 1		0- 1		0- 0		AWAY		0- 0	1- 0		1- 0	
0- 0		0- 0		0- 0		NEUTRAL		0- 0	0- 0		0- 0	
6- 2		0- 1		0- 1		NON-CONFERENCE		0- 0	2- 0		4- 0	
4- 1		0- 0		0- 1		HOME		0- 0	1- 0		3- 0	
2- 1		0- 1		0- 0		AWAY		0- 0	1- 0		1- 0	
0- 0		0- 0		0- 0		NEUTRAL		0- 0	0- 0		0- 0	
0- 0		0- 0		0- 0		CONFERENCE		0- 0	0- 0		0- 0	
0- 0		0- 0		0- 0		HOME		0- 0	0- 0		0- 0	
0- 0		0- 0		0- 0		AWAY		0- 0	0- 0		0- 0	
0- 0		0- 0		0- 0		NEUTRAL		0- 0	0- 0		0- 0	

RPI 1-25				RPI 26-50				RPI 51-100				RPI 101+ Team's RPI: 104			
RPI	S	Opponent	Score	RPI	S	Opponent	Score	RPI	S	Opponent	Score	RPI	S	Opponent	Score
11	A	Syracuse	65 75	26	H	Lamar University	68 74					133	A	Houston	68 52
												134	H	Rice	65 54
												159	H	Arkansas St.	97 56
												176	A	Little Rock	61 40
												237	H	Jacksonville	73 53
												315	H	Central Ark.	84 27
LAST 12 Division I GAMES:															
133	A	Houston	68 52	315	H	Central Ark.	84 27								
26	H	Lamar University	68 74	134	H	Rice	65 54								
159	H	Arkansas St.	97 56												
176	A	Little Rock	61 40												
11	A	Syracuse	65 75												
237	H	Jacksonville	73 53												

Non-Div I Games:

Texas A&M

Average RPI Win:	336	WON-LOST	WINNING	LAST 10	STRENGTH OF	OPP. STRENGTH	TEAM	ADJ.	CONF.	ADJ CONF.
Average RPI Loss:	104	RECORD	PCT. RANK	GAMES	SCHEDULE	OF SCHEDULE	RPI	RPI	RPI	RPI
DIV. I ONLY	2- 5	255	1- 0	134	327	210	210	27	27	
DIV. I NON-CONF.	2- 5	255	1- 0	134	327	210	210	27	27	

TOTALS	RPI 1-25	RPI 26-50	W-L RECORDS	RPI 51-100	RPI 101-150	RPI 150+				
2- 5	0- 0	0- 2	OVERALL	0- 0	0- 2	2- 1				
0- 0	0- 0	0- 0	HOME	0- 0	0- 0	0- 0				
2- 3	0- 0	0- 2	AWAY	0- 0	0- 1	2- 0				
0- 2	0- 0	0- 0	NEUTRAL	0- 0	0- 1	0- 1				
2- 5	0- 0	0- 2	NON-CONFERENCE	0- 0	0- 2	2- 1				
0- 0	0- 0	0- 0	HOME	0- 0	0- 0	0- 0				
2- 3	0- 0	0- 2	AWAY	0- 0	0- 1	2- 0				
0- 2	0- 0	0- 0	NEUTRAL	0- 0	0- 1	0- 1				
0- 0	0- 0	0- 0	CONFERENCE	0- 0	0- 0	0- 0				
0- 0	0- 0	0- 0	HOME	0- 0	0- 0	0- 0				
0- 0	0- 0	0- 0	AWAY	0- 0	0- 0	0- 0				
0- 0	0- 0	0- 0	NEUTRAL	0- 0	0- 0	0- 0				

RPI 1-25				RPI 26-50				RPI 51-100				RPI 101+ Team's RPI: 210			
RPI	S	Opponent	Score	RPI	S	Opponent	Score	RPI	S	Opponent	Score	RPI	S	Opponent	Score
				29	A	Tulane	56 62					134	A	Rice	71 76
				31	A	Michigan St.	45 91					135	N	Abilene Christian	39 81
												192	N	Nicholls St.	57 58
												323	A	UTRGV	69 55
												348	A	Savannah St.	65 41
LAST 12 Division I GAMES:															
				134	A	Rice	71 76	323	A	UTRGV	69 55				
				29	A	Tulane	56 62	31	A	Michigan St.	45 91				
								348	A	Savannah St.	65 41				
								192	N	Nicholls St.	57 58				
								135	N	Abilene Christian	39 81				

Non-Div I Games: Paul Quinn 83 54

Texas Southern

Average RPI Win: 267

Average RPI Loss: 109

WON-LOST
RECORDWINNING
PCT. RANKLAST 10
GAMESSTRENGTH OF
SCHEDULEOPP. STRENGTH
OF SCHEDULETEAM
RPIADJ.
RPICONF.
RPIADJ CONF.
RPIDIV. I ONLY
DIV. I NON-CONF.3- 4
3- 4201
2010- 1
0- 1177
177184
184204
204204
20419
1919
19

TOTALS

RPI 1-25

RPI 26-50

W-L RECORDS

RPI 51-100

RPI 101-150

RPI 150+

3- 4

0- 0

0- 0

OVERALL

0- 2

0- 1

3- 1

1- 2

0- 0

0- 0

HOME

0- 0

0- 1

1- 1

2- 2

0- 0

0- 0

AWAY

0- 2

0- 0

2- 0

0- 0

0- 0

0- 0

NEUTRAL

0- 0

0- 0

0- 0

3- 4

0- 0

0- 0

NON-CONFERENCE

0- 2

0- 1

3- 1

1- 2

0- 0

0- 0

HOME

0- 0

0- 1

1- 1

2- 2

0- 0

0- 0

AWAY

0- 2

0- 0

2- 0

0- 0

0- 0

0- 0

NEUTRAL

0- 0

0- 0

0- 0

0- 0

0- 0

0- 0

CONFERENCE

0- 0

0- 0

0- 0

0- 0

0- 0

0- 0

HOME

0- 0

0- 0

0- 0

0- 0

0- 0

0- 0

AWAY

0- 0

0- 0

0- 0

0- 0

0- 0

0- 0

NEUTRAL

0- 0

0- 0

0- 0

RPI 1-25

RPI 26-50

RPI 51-100

RPI 101+

Team's RPI: 204

RPI S Opponent Score

RPI S Opponent Score

RPI S Opponent Score

RPI S Opponent Score

51 A New Mexico 51 82
97 A Oklahoma St. 55 66106 H Montana St. 59 67
181 H Oral Roberts 64 81
192 H Nicholls St. 72 67
295 A UTSA 68 60
313 A A&M-Corpus Christi 60 53

LAST 12 Division I GAMES:

106 H Montana St. 59 67 181 H Oral Roberts 64 81
192 H Nicholls St. 72 67 295 A UTSA 68 60
97 A Oklahoma St. 55 66 51 A New Mexico 51 82
313 A A&M-Corpus Christi 60 53

Non-Div I Games:

UNKNOWN

92 39

Texas St.

Average RPI Win: 232

Average RPI Loss: 202

WON-LOST
RECORDWINNING
PCT. RANKLAST 10
GAMESSTRENGTH OF
SCHEDULEOPP. STRENGTH
OF SCHEDULETEAM
RPIADJ.
RPICONF.
RPIADJ CONF.
RPIDIV. I ONLY
DIV. I NON-CONF.5- 2
5- 281
810- 1
0- 1243
243264
264190
190190
1906
66
6

TOTALS

RPI 1-25

RPI 26-50

W-L RECORDS

RPI 51-100

RPI 101-150

RPI 150+

5- 2

0- 0

0- 0

OVERALL

1- 0

0- 0

4- 2

5- 1

0- 0

0- 0

HOME

1- 0

0- 0

4- 1

0- 1

0- 0

0- 0

AWAY

0- 0

0- 0

0- 1

0- 0

0- 0

0- 0

NEUTRAL

0- 0

0- 0

0- 0

5- 2

0- 0

0- 0

NON-CONFERENCE

1- 0

0- 0

4- 2

5- 1

0- 0

0- 0

HOME

1- 0

0- 0

4- 1

0- 1

0- 0

0- 0

AWAY

0- 0

0- 0

0- 1

0- 0

0- 0

0- 0

NEUTRAL

0- 0

0- 0

0- 0

0- 0

0- 0

0- 0

CONFERENCE

0- 0

0- 0

0- 0

0- 0

0- 0

0- 0

HOME

0- 0

0- 0

0- 0

0- 0

0- 0

0- 0

AWAY

0- 0

0- 0

0- 0

0- 0

0- 0

0- 0

NEUTRAL

0- 0

0- 0

0- 0

RPI 1-25

RPI 26-50

RPI 51-100

RPI 101+

Team's RPI: 190

RPI S Opponent Score

RPI S Opponent Score

RPI S Opponent Score

RPI S Opponent Score

RPI S Opponent Score

RPI S Opponent Score

RPI S Opponent Score

RPI S Opponent Score

RPI S Opponent Score

RPI S Opponent Score

RPI S Opponent Score

RPI S Opponent Score

RPI S Opponent Score

RPI S Opponent Score

RPI S Opponent Score

RPI S Opponent Score

RPI S Opponent Score

RPI S Opponent Score

RPI S Opponent Score

RPI S Opponent Score

RPI S Opponent Score

RPI S Opponent Score

RPI S Opponent Score

RPI S Opponent Score

RPI S Opponent Score

RPI S Opponent Score

RPI S Opponent Score

RPI S Opponent Score

RPI S Opponent Score

RPI S Opponent Score

RPI S Opponent Score

RPI S Opponent Score

RPI S Opponent Score

RPI S Opponent Score

RPI S Opponent Score

RPI S Opponent Score

RPI S Opponent Score

RPI S Opponent Score

RPI S Opponent Score

RPI S Opponent Score

RPI S Opponent Score

RPI S Opponent Score

RPI S Opponent Score

RPI S Opponent Score

RPI S Opponent Score

RPI S Opponent Score

RPI S Opponent Score

RPI S Opponent Score

RPI S Opponent Score

RPI S Opponent Score

RPI S Opponent Score

RPI S Opponent Score

RPI S Opponent Score

RPI S Opponent Score

RPI S Opponent Score

RPI S Opponent Score

RPI S Opponent Score

RPI S Opponent Score

RPI S Opponent Score

RPI S Opponent Score

RPI S Opponent Score

RPI S Opponent Score

RPI S Opponent Score

RPI S Opponent Score

RPI S Opponent Score

RPI S Opponent Score

RPI S Opponent Score

RPI S Opponent Score

RPI S Opponent Score

RPI S Opponent Score

RPI S Opponent Score

RPI S Opponent Score

RPI S Opponent Score

RPI S Opponent Score

RPI S Opponent Score

RPI S Opponent Score

RPI S Opponent Score

RPI S Opponent Score

RPI S Opponent Score

RPI S Opponent Score

RPI S Opponent Score

RPI S Opponent Score

RPI S Opponent Score

RPI S Opponent Score

RPI S Opponent Score

RPI S Opponent Score

RPI S Opponent Score

RPI S Opponent Score

RPI S Opponent Score

RPI S Opponent Score

RPI S Opponent Score

RPI S Opponent Score

RPI S Opponent Score

RPI S Opponent Score

RPI S Opponent Score

RPI S Opponent Score

RPI S Opponent Score

RPI S Opponent Score

RPI S Opponent Score

RPI S Opponent Score

RPI S Opponent Score

RPI S Opponent Score

RPI S Opponent Score

RPI S Opponent Score

RPI S Opponent Score

RPI S Opponent Score

RPI S Opponent Score

RPI S Opponent Score

RPI S Opponent Score

RPI S Opponent Score

RPI S Opponent Score

RPI S Opponent Score

RPI S Opponent Score

RPI S Opponent Score

RPI S Opponent Score

RPI S Opponent Score

RPI S Opponent Score

RPI S Opponent Score

RPI S Opponent Score

RPI S Opponent Score

RPI S Opponent Score

RPI S Opponent Score

RPI S Opponent Score

RPI S Opponent Score

RPI S Opponent Score

RPI S Opponent Score

RPI S Opponent Score

RPI S Opponent Score

RPI S Opponent Score

RPI S Opponent Score

RPI S Opponent Score

RPI S Opponent Score

RPI S Opponent Score

RPI S Opponent Score

RPI S Opponent Score

RPI S Opponent Score

RPI S Opponent Score

RPI S Opponent Score

RPI S Opponent Score

RPI S Opponent Score

RPI S Opponent Score

RPI S Opponent Score

RPI S Opponent Score

RPI S Opponent Score

RPI S Opponent Score

RPI S Opponent Score

RPI S Opponent Score

RPI S Opponent Score

RPI S Opponent Score

RPI S Opponent Score

RPI S Opponent Score

RPI S Opponent Score

RPI S Opponent Score

RPI S Opponent Score

RPI S Opponent Score

RPI S Opponent Score

RPI S Opponent Score

RPI S Opponent Score

RPI S Opponent Score

RPI S Opponent Score

T
e
x
a
s
T
e
c
hT
e
x
a
s
T
e
c
h

LAST 12 Division I GAMES:

313 H A&M-Corpus Christi 78 61
 202 H Idaho 77 88
 214 H La. -Monroe 86 42
 240 H Jacksonville St. 71 58

201 A Florida 67 72
 89 H SFA 77 69
 303 H Houston Baptist 82 76

201 A Florida 67 72
 202 H Idaho 77 88
 214 H La. -Monroe 86 42
 240 H Jacksonville St. 71 58
 303 H Houston Baptist 82 76
 313 H A&M-Corpus Christi 78 61

Non-Div I Games:

Texas Tech

Loss, Non-Conf, S Site, H Home A Away N Neutral

Average RPI Loss: 46

DIV. I ONLY	6- 3	98	0- 1	205	10	74	74	10	10
DIV. I NON-CONF.	6- 3	98	0- 1	205	10	74	74	10	10
TOTALS	RPI 1-25	RPI 26-50	W-L RECORDS	RPI 51-100	RPI 101-150	RPI 150+			
6- 3	0- 1	2- 0	OVERALL	0- 2	0- 0	4- 0			
2- 1	0- 1	1- 0	HOME	0- 0	0- 0	1- 0			
4- 2	0- 0	1- 0	AWAY	0- 2	0- 0	3- 0			
0- 0	0- 0	0- 0	NEUTRAL	0- 0	0- 0	0- 0			
6- 3	0- 1	2- 0	NON-CONFERENCE	0- 2	0- 0	4- 0			
2- 1	0- 1	1- 0	HOME	0- 0	0- 0	1- 0			
4- 2	0- 0	1- 0	AWAY	0- 2	0- 0	3- 0			
0- 0	0- 0	0- 0	NEUTRAL	0- 0	0- 0	0- 0			
0- 0	0- 0	0- 0	CONFERENCE	0- 0	0- 0	0- 0			
0- 0	0- 0	0- 0	HOME	0- 0	0- 0	0- 0			
0- 0	0- 0	0- 0	AWAY	0- 0	0- 0	0- 0			
0- 0	0- 0	0- 0	NEUTRAL	0- 0	0- 0	0- 0			

RPI 1-25				RPI 26-50				RPI 51-100				RPI 101+			
RPI	S	Opponent	Score	RPI	S	Opponent	Score	RPI	S	Opponent	Score	RPI	S	Opponent	Score
1	H	Notre Dame	56 72	28	H	Duquesne	65 52	53	A	Maine	59 73	258	A	Valparaiso	65 59
				50	A	Belmont	78 69	83	A	Dayton	49 70	265	H	Iona	84 38
												276	A	Memphis	58 48
												278	A	Cleveland St.	65 60
LAST 12 Division I GAMES:															
				1	H	Notre Dame	56 72	276	A	Memphis	58 48				
				278	A	Cleveland St.	65 60	50	A	Belmont	78 69				
				53	A	Maine	59 73	258	A	Valparaiso	65 59				
								83	A	Dayton	49 70				
								28	H	Duquesne	65 52				
								265	H	Iona	84 38				

Tol edo

Average RPI Win:	278	WON-LOST	WINNING	LAST 10	STRENGTH OF	OPP. STRENGTH	TEAM	ADJ.	CONF.	ADJ CONF.
Average RPI Loss:	117	RECORD	PCT. RANK	GAMES	SCHEDULE	OF SCHEDULE	RPI	RPI	RPI	RPI
DIV. I ONLY	5- 4	145	1- 0	301	113	191	191	13	13	
DIV. I NON-CONF.	5- 4	145	1- 0	301	113	191	191	13	13	

TOTALS	RPI 1-25	RPI 26-50	W-L RECORDS	RPI 51-100	RPI 101-150	RPI 150+				
5- 4	0- 1	0- 0	OVERALL	0- 1	0- 1	5- 1				
3- 0	0- 0	0- 0	HOME	0- 0	0- 0	3- 0				
2- 4	0- 1	0- 0	AWAY	0- 1	0- 1	2- 1				
0- 0	0- 0	0- 0	NEUTRAL	0- 0	0- 0	0- 0				
5- 4	0- 1	0- 0	NON-CONFERENCE	0- 1	0- 1	5- 1				
3- 0	0- 0	0- 0	HOME	0- 0	0- 0	3- 0				
2- 4	0- 1	0- 0	AWAY	0- 1	0- 1	2- 1				
0- 0	0- 0	0- 0	NEUTRAL	0- 0	0- 0	0- 0				
0- 0	0- 0	0- 0	CONFERENCE	0- 0	0- 0	0- 0				
0- 0	0- 0	0- 0	HOME	0- 0	0- 0	0- 0				
0- 0	0- 0	0- 0	AWAY	0- 0	0- 0	0- 0				
0- 0	0- 0	0- 0	NEUTRAL	0- 0	0- 0	0- 0				

RPI 1-25				RPI 26-50				RPI 51-100				RPI 101+				Team's RPI: 191	
RPI	S	Opponent	Score	RPI	S	Opponent	Score	RPI	S	Opponent	Score	RPI	S	Opponent	Score		
11	A	Syracuse	55 98					94	A	Wake Forest	53 60	146	A	Mt. St. Mary's	78 87		
												205	H	Massachusetts	78 53		
												217	A	George Washington	63 76		
												268	A	UMBC	71 62		
												302	H	La Salle	92 68		
												306	A	Saint Joseph's	73 52		
												311	H	Loyola Maryland	62 57		

LAST 12 Division I GAMES:																	
				306	A	Saint Joseph's	73 52					268	A	UMBC	71 62		
				311	H	Loyola Maryland	62 57					302	H	La Salle	92 68		
				11	A	Syracuse	55 98					205	H	Massachusetts	78 53		
				217	A	George Washington	63 76					94	A	Wake Forest	53 60		
				146	A	Mt. St. Mary's	78 87										

Non-Div I Games:

Towson

Average RPI	Win:	241	WON-LOST	WINNING	LAST 10	STRENGTH OF	OPP. STRENGTH	TEAM	ADJ.	CONF.	ADJ CONF.
Average RPI	Loss:	48	RECORD	PCT. RANK	GAMES	SCHEDULE	OF SCHEDULE	RPI	RPI	RPI	RPI
DIV. I ONLY		6- 2		68	0- 1	330	42	203	203	19	19
DIV. I NON-CONF.		6- 2		68	0- 1	330	42	203	203	19	19

TOTALS	RPI 1-25		RPI 26-50		W-L RECORDS	RPI 51-100		RPI 101-150		RPI 150+	
6- 2	0- 1		0- 0		OVERALL	0- 1		1- 0		5- 0	
3- 1	0- 0		0- 0		HOME	0- 1		0- 0		3- 0	
1- 1	0- 1		0- 0		AWAY	0- 0		0- 0		1- 0	
2- 0	0- 0		0- 0		NEUTRAL	0- 0		1- 0		1- 0	
6- 2	0- 1		0- 0		NON-CONFERENCE	0- 1		1- 0		5- 0	
3- 1	0- 0		0- 0		HOME	0- 1		0- 0		3- 0	
1- 1	0- 1		0- 0		AWAY	0- 0		0- 0		1- 0	
2- 0	0- 0		0- 0		NEUTRAL	0- 0		1- 0		1- 0	
0- 0	0- 0		0- 0		CONFERENCE	0- 0		0- 0		0- 0	
0- 0	0- 0		0- 0		HOME	0- 0		0- 0		0- 0	
0- 0	0- 0		0- 0		AWAY	0- 0		0- 0		0- 0	
0- 0	0- 0		0- 0		NEUTRAL	0- 0		0- 0		0- 0	

RPI 1-25				RPI 26-50				RPI 51-100				RPI 101+ Team's RPI: 203			
RPI	S	Opponent	Score	RPI	S	Opponent	Score	RPI	S	Opponent	Score	RPI	S	Opponent	Score
25	A	Florida St.	67 103					71	H	Middle Tenn.	64 67	131	N	Sam Houston St.	84 79
												235	N	Mississippi Val.	75 54
												239	H	Alabama St.	116 46
												264	H	Samford	72 52
												285	A	ETSU	84 66
												293	H	Tennessee St.	92 67

LAST 12 Division I GAMES:															
235	N	Mississippi Val.	75 54	71	H	Middle Tenn.	64 67	239	H	Alabama St.	116 46				
131	N	Sam Houston St.	84 79												
285	A	ETSU	84 66												
293	H	Tennessee St.	92 67												
264	H	Samford	72 52												
25	A	Florida St.	67 103												

Non-Div I Games:

Troy

T
u
l
a
n
e

Tulane				Through Games Of Dec. 10, 2018								
Average RPI	Win:	182	WON-LOST	WINNING	LAST 10	STRENGTH OF	OPP. STRENGTH	TEAM	ADJ.	CONF.	ADJ CONF.	
Average RPI	Loss:	37	RECORD	PCT. RANK	GAMES	SCHEDULE	OF SCHEDULE	RPI	RPI	RPI	RPI	
DIV. I ONLY	7- 2	51	0- 1	88	36	29	29	8	8			
DIV. I NON-CONF.	7- 2	51	0- 1	88	36	29	29	8	8			

TOTALS	RPI 1-25	RPI 26-50	W-L RECORDS	RPI 51-100	RPI 101-150	RPI 150+						
7- 2	0- 1	1- 0	OVERALL	1- 1	0- 0	5- 0						
5- 0	0- 0	0- 0	HOME	1- 0	0- 0	4- 0						
1- 1	0- 0	1- 0	AWAY	0- 1	0- 0	0- 0						
1- 1	0- 1	0- 0	NEUTRAL	0- 0	0- 0	1- 0						
7- 2	0- 1	1- 0	NON-CONFERENCE	1- 1	0- 0	5- 0						
5- 0	0- 0	0- 0	HOME	1- 0	0- 0	4- 0						
1- 1	0- 0	1- 0	AWAY	0- 1	0- 0	0- 0						
1- 1	0- 1	0- 0	NEUTRAL	0- 0	0- 0	1- 0						
0- 0	0- 0	0- 0	CONFERENCE	0- 0	0- 0	0- 0						
0- 0	0- 0	0- 0	HOME	0- 0	0- 0	0- 0						
0- 0	0- 0	0- 0	AWAY	0- 0	0- 0	0- 0						
0- 0	0- 0	0- 0	NEUTRAL	0- 0	0- 0	0- 0						

RPI 1-25			RPI 26-50		Team's RPI: 29		RPI 51-100		RPI 101+			
RPI S	Opponent		Score	RPI S	Opponent		Score	RPI S	Opponent		Score	
2 N	Cal i forni a		57 65	36 A	LSU		56 54	63 H	Washi ngton		63 51	
								72 A	Al abama		58 69	
									192 H	Nichol l s St.		71 46
									210 H	Texas Southern		62 56
									246 H	Southern Miss.		71 54
									247 H	Fla. Atlantic		88 45
									278 N	Cleveland St.		81 72

LAST 12 Division I GAMES:												
63 H	Washi ngton		63 51	72 A	Al abama		58 69	192 H	Nichol l s St.		71 46	
36 A	LSU		56 54	246 H	Southern Miss.		71 54	247 H	Fla. Atlantic		88 45	
210 H	Texas Southern		62 56	278 N	Cleveland St.		81 72	2 N	Cal i forni a		57 65	

T
u
l
a
n
e

Non-Div I Games:

Tulane

T
u
l
s
a

Tulsa				Through Games Of Dec. 10, 2018							
Average RPI	Win:	162	WON-LOST	WINNING	LAST 10	STRENGTH OF	OPP. STRENGTH	TEAM	ADJ.	CONF.	ADJ CONF.
Average RPI	Loss:	93	RECORD	PCT. RANK	GAMES	SCHEDULE	OF SCHEDULE	RPI	RPI	RPI	RPI
DIV. I ONLY			5- 5	159	0- 1	160	38	120	120	8	8
DIV. I NON-CONF.			5- 5	159	0- 1	160	38	120	120	8	8

TOTALS		RPI 1-25	RPI 26-50		W-L RECORDS		RPI 51-100		RPI 101-150		RPI 150+
5- 5	0- 0	0- 2		OVERALL		1- 1	1- 1		3- 1		
3- 0	0- 0	0- 0		HOME		0- 0	1- 0		2- 0		
1- 5	0- 0	0- 2		AWAY		0- 1	0- 1		1- 1		
1- 0	0- 0	0- 0		NEUTRAL		1- 0	0- 0		0- 0		
5- 5	0- 0	0- 2		NON-CONFERENCE		1- 1	1- 1		3- 1		
3- 0	0- 0	0- 0		HOME		0- 0	1- 0		2- 0		
1- 5	0- 0	0- 2		AWAY		0- 1	0- 1		1- 1		
1- 0	0- 0	0- 0		NEUTRAL		1- 0	0- 0		0- 0		
0- 0	0- 0	0- 0		CONFERENCE		0- 0	0- 0		0- 0		
0- 0	0- 0	0- 0		HOME		0- 0	0- 0		0- 0		
0- 0	0- 0	0- 0		AWAY		0- 0	0- 0		0- 0		
0- 0	0- 0	0- 0		NEUTRAL		0- 0	0- 0		0- 0		

T
u
l
s
a

RPI 1-25				RPI 26-50				RPI 51-100				RPI 101+ Team's RPI: 120			
RPI	S	Opponent	Score	RPI	S	Opponent	Score	RPI	S	Opponent	Score	RPI	S	Opponent	Score
				34	A	Arizona St.	52 70	72	N	Al abama	80 73	132	A	Ameri can	52 68
				50	A	Bel mont	53 78	89	A	SFA	34 76	135	H	Abilene Christian	75 63
												159	A	Arkansas St.	60 73
												181	A	Oral Roberts	76 68
												188	H	Saint Louis	86 75
												233	H	Stetson	55 54

LAST 12 Division I GAMES:															
				34	A	Arizona St.	52 70	135	H	Abilene Christian	75 63				
				159	A	Arkansas St.	60 73	89	A	SFA	34 76				
				72	N	Al abama	80 73	188	H	Saint Louis	86 75				
				233	H	Stetson	55 54	181	A	Oral Roberts	76 68				
								50	A	Bel mont	53 78				
								132	A	Ameri can	52 68				

Non-Div I Games:

Tulsa

Average RPI	Win:	276	WON-LOST	WINNING	LAST 10	STRENGTH OF	OPP. STRENGTH	TEAM	ADJ.	CONF.	ADJ CONF.
Average RPI	Loss:	12	RECORD	PCT. RANK	GAMES	SCHEDULE	OF SCHEDULE	RPI	RPI	RPI	RPI
DIV. I ONLY		8- 1	22	0- 1	331	190	167	167	18	18	
DIV. I NON-CONF.		8- 1	22	0- 1	331	190	167	167	18	18	

TOTALS	RPI 1-25		RPI 26-50		W-L RECORDS	RPI 51-100		RPI 101-150		RPI 150+	
8- 1	0- 1		0- 0		OVERALL	0- 0		0- 0		8- 0	
5- 0	0- 0		0- 0		HOME	0- 0		0- 0		5- 0	
2- 0	0- 0		0- 0		AWAY	0- 0		0- 0		2- 0	
1- 1	0- 1		0- 0		NEUTRAL	0- 0		0- 0		1- 0	
8- 1	0- 1		0- 0		NON-CONFERENCE	0- 0		0- 0		8- 0	
5- 0	0- 0		0- 0		HOME	0- 0		0- 0		5- 0	
2- 0	0- 0		0- 0		AWAY	0- 0		0- 0		2- 0	
1- 1	0- 1		0- 0		NEUTRAL	0- 0		0- 0		1- 0	
0- 0	0- 0		0- 0		CONFERENCE	0- 0		0- 0		0- 0	
0- 0	0- 0		0- 0		HOME	0- 0		0- 0		0- 0	
0- 0	0- 0		0- 0		AWAY	0- 0		0- 0		0- 0	
0- 0	0- 0		0- 0		NEUTRAL	0- 0		0- 0		0- 0	

RPI 1-25				RPI 26-50				RPI 51-100				RPI 101+				Team's RPI: 167
RPI	S	Opponent	Score	RPI	S	Opponent	Score	RPI	S	Opponent	Score	RPI	S	Opponent	Score	
12	N	Tennessee	69 73									179	N	Oklahoma	89 84	
												216	H	Appalachian St.	80 61	
												264	A	Samford	66 41	
												272	H	Alabama A&M	82 47	
												276	H	Memphis	85 54	
												325	A	Chicago St.	90 45	
												329	H	McNeese	91 48	
												349	H	Alcorn	80 53	
LAST 12 Division I GAMES:																
12	N	Tennessee	69 73	179	N	Oklahoma	89 84	325	A	Chicago St.	90 45	276	H	Memphis	85 54	
329	H	McNeese	91 48	216	H	Appalachian St.	80 61									
264	A	Samford	66 41													
349	H	Alcorn	80 53													
272	H	Alabama A&M	82 47													

Non-Div I Games:

UAB

UC Irvine			Through Games Of Dec. 10, 2018									
Average RPI	Win:	237	WON-LOST RECORD	WINNING PCT. RANK	LAST 10 GAMES	STRENGTH OF SCHEDULE	OPP. STRENGTH OF SCHEDULE	TEAM RPI	ADJ. RPI	CONF. RPI	ADJ CONF. RPI	
Average RPI	Loss:	154										
DIV. I ONLY			6- 1	39	0- 1	334	126	200	200	22	22	
DIV. I NON-CONF.			6- 1	39	0- 1	334	126	200	200	22	22	

TOTALS		RPI 1-25	RPI 26-50		W-L RECORDS		RPI 51-100	RPI 101-150	RPI 150+			
6- 1	0- 0	0- 0		OVERALL		0- 0	1- 0	5- 1				
3- 1	0- 0	0- 0		HOME		0- 0	0- 0	3- 1				
1- 0	0- 0	0- 0		AWAY		0- 0	0- 0	1- 0				
2- 0	0- 0	0- 0		NEUTRAL		0- 0	1- 0	1- 0				
6- 1	0- 0	0- 0		NON-CONFERENCE		0- 0	1- 0	5- 1				
3- 1	0- 0	0- 0		HOME		0- 0	0- 0	3- 1				
1- 0	0- 0	0- 0		AWAY		0- 0	0- 0	1- 0				
2- 0	0- 0	0- 0		NEUTRAL		0- 0	1- 0	1- 0				
0- 0	0- 0	0- 0		CONFERENCE		0- 0	0- 0	0- 0				
0- 0	0- 0	0- 0		HOME		0- 0	0- 0	0- 0				
0- 0	0- 0	0- 0		AWAY		0- 0	0- 0	0- 0				
0- 0	0- 0	0- 0		NEUTRAL		0- 0	0- 0	0- 0				

RPI 1-25				RPI 26-50				RPI 51-100				RPI 101+ Team's RPI: 200			
RPI	S	Opponent	Score	RPI	S	Opponent	Score	RPI	S	Opponent	Score	RPI	S	Opponent	Score
												125	N	Indiana St.	77 61
												154	H	San Diego St.	70 78
												222	H	UNLV	57 55
												225	H	Southern Utah	75 58
												228	A	San Jose St.	74 66
												270	H	CSU Bakersfield	85 78
												350	N	LIU Brooklyn	84 71

LAST 12 Division I GAMES:															
				350	N	LIU Brooklyn	84 71					154	H	San Diego St.	70 78
				225	H	Southern Utah	75 58					228	A	San Jose St.	74 66
				222	H	UNLV	57 55					270	H	CSU Bakersfield	85 78
												125	N	Indiana St.	77 61

Non-Div I Games: LIFE Pacific 105 31

Average RPI	Win: 216	WON-LOST	WINNING	LAST 10	STRENGTH OF	OPP. STRENGTH	TEAM	ADJ.	CONF.	ADJ CONF.
Average RPI	Loss: 125	RECORD	PCT. RANK	GAMES	SCHEDULE	OF SCHEDULE	RPI	RPI	RPI	RPI
DIV. I ONLY	2- 6	266	1- 0	19	300	178	178	22	22	
DIV. I NON-CONF.	2- 6	266	1- 0	19	300	178	178	22	22	

TOTALS	RPI 1-25	RPI 26-50	W-L RECORDS	RPI 51-100	RPI 101-150	RPI 150+				
2- 6	0- 1	0- 0	OVERALL	0- 3	0- 0	2- 2				
2- 0	0- 0	0- 0	HOME	0- 0	0- 0	2- 0				
0- 4	0- 0	0- 0	AWAY	0- 3	0- 0	0- 1				
0- 2	0- 1	0- 0	NEUTRAL	0- 0	0- 0	0- 1				
2- 6	0- 1	0- 0	NON-CONFERENCE	0- 3	0- 0	2- 2				
2- 0	0- 0	0- 0	HOME	0- 0	0- 0	2- 0				
0- 4	0- 0	0- 0	AWAY	0- 3	0- 0	0- 1				
0- 2	0- 1	0- 0	NEUTRAL	0- 0	0- 0	0- 1				
0- 0	0- 0	0- 0	CONFERENCE	0- 0	0- 0	0- 0				
0- 0	0- 0	0- 0	HOME	0- 0	0- 0	0- 0				
0- 0	0- 0	0- 0	AWAY	0- 0	0- 0	0- 0				
0- 0	0- 0	0- 0	NEUTRAL	0- 0	0- 0	0- 0				

RPI 1-25				RPI 26-50				RPI 51-100				RPI 101+ Team's RPI: 178			
RPI	S	Opponent	Score	RPI	S	Opponent	Score	RPI	S	Opponent	Score	RPI	S	Opponent	Score
10	N	Oregon	44 94					79	A	Southern Cal i forni a	55 73	186	N	Milwaukee	54 56
								88	A	BYU	70 72	207	H	Coastal Caro.	62 43
								97	A	Oklahoma St.	51 76	225	H	Southern Utah	56 50
												289	A	Cal i forni a Baptist	57 65
LAST 12 Division I GAMES:															
225	H	Southern Utah	56 50	10	N	Oregon	44 94	207	H	Coastal Caro.	62 43				
289	A	Cal i forni a Baptist	57 65	97	A	Oklahoma St.	51 76	88	A	BYU	70 72				
186	N	Milwaukee	54 56	79	A	Southern Cal i forni a	55 73								

Non-Div I Games:

UC Riverside

UC Santa Barbara				Through Games Of Dec. 10, 2018							
Average RPI	Win:	287	WON-LOST	WINNING	LAST 10	STRENGTH OF	OPP. STRENGTH	TEAM	ADJ.	CONF.	ADJ CONF.
Average RPI	Loss:	148	RECORD	PCT. RANK	GAMES	SCHEDULE	OF SCHEDULE	RPI	RPI	RPI	RPI
DIV. I ONLY			2- 7	275	1- 0	223	230	301	301	22	22
DIV. I NON-CONF.			2- 7	275	1- 0	223	230	301	301	22	22

TOTALS		RPI 1-25		RPI 26-50		W-L RECORDS		RPI 51-100		RPI 101-150	RPI 150+
2- 7		0- 0		0- 1		OVERALL		0- 3		0- 0	2- 3
1- 3		0- 0		0- 1		HOME		0- 1		0- 0	1- 1
0- 4		0- 0		0- 0		AWAY		0- 2		0- 0	0- 2
1- 0		0- 0		0- 0		NEUTRAL		0- 0		0- 0	1- 0
2- 7		0- 0		0- 1		NON-CONFERENCE		0- 3		0- 0	2- 3
1- 3		0- 0		0- 1		HOME		0- 1		0- 0	1- 1
0- 4		0- 0		0- 0		AWAY		0- 2		0- 0	0- 2
1- 0		0- 0		0- 0		NEUTRAL		0- 0		0- 0	1- 0
0- 0		0- 0		0- 0		CONFERENCE		0- 0		0- 0	0- 0
0- 0		0- 0		0- 0		HOME		0- 0		0- 0	0- 0
0- 0		0- 0		0- 0		AWAY		0- 0		0- 0	0- 0
0- 0		0- 0		0- 0		NEUTRAL		0- 0		0- 0	0- 0

RPI 1-25				RPI 26-50				RPI 51-100				RPI 101+ Team's RPI: 301			
RPI	S	Opponent	Score	RPI	S	Opponent	Score	RPI	S	Opponent	Score	RPI	S	Opponent	Score
				43	H	Saint Mary's (CA)	55 80	66	H	Loyola Marymount	57 70	222	A	UNLV	51 69
								79	A	Southern California	39 82	232	N	Dartmouth	62 56
								84	A	Pacific	53 69	270	H	CSU Bakersfield	48 56
												271	A	Utah Valley	54 63
												342	H	Grand Canyon	66 55
LAST 12 Division I GAMES:															
				84	A	Pacific	53 69	232	N	Dartmouth	62 56				
				342	H	Grand Canyon	66 55	270	H	CSU Bakersfield	48 56				
				43	H	Saint Mary's (CA)	55 80	271	A	Utah Valley	54 63				
				222	A	UNLV	51 69								
				66	H	Loyola Marymount	57 70								
				79	A	Southern California	39 82								

Non-Div I Games:

Average RPI	Win:	164	WON-LOST	WINNING	LAST 10	STRENGTH OF	OPP. STRENGTH	TEAM	ADJ.	CONF.	ADJ CONF.
Average RPI	Loss:	52	RECORD	PCT. RANK	GAMES	SCHEDULE	OF SCHEDULE	RPI	RPI	RPI	RPI
DIV. I ONLY		7- 1		27	1- 0	187	44	33	33	8	8
DIV. I NON-CONF.		7- 1		27	1- 0	187	44	33	33	8	8
<hr/>											
TOTALS	RPI 1-25		RPI 26-50		W-L RECORDS	RPI 51-100		RPI 101-150		RPI 150+	
7- 1	0- 0		0- 0		OVERALL	2- 1		2- 0		3- 0	
3- 0	0- 0		0- 0		HOME	2- 0		0- 0		1- 0	
4- 1	0- 0		0- 0		AWAY	0- 1		2- 0		2- 0	
0- 0	0- 0		0- 0		NEUTRAL	0- 0		0- 0		0- 0	
7- 1	0- 0		0- 0		NON-CONFERENCE	2- 1		2- 0		3- 0	
3- 0	0- 0		0- 0		HOME	2- 0		0- 0		1- 0	
4- 1	0- 0		0- 0		AWAY	0- 1		2- 0		2- 0	
0- 0	0- 0		0- 0		NEUTRAL	0- 0		0- 0		0- 0	
0- 0	0- 0		0- 0		CONFERENCE	0- 0		0- 0		0- 0	
0- 0	0- 0		0- 0		HOME	0- 0		0- 0		0- 0	
0- 0	0- 0		0- 0		AWAY	0- 0		0- 0		0- 0	
0- 0	0- 0		0- 0		NEUTRAL	0- 0		0- 0		0- 0	

RPI 1-25				RPI 26-50				Team's RPI: 33				RPI 51-100				RPI 101+			
RPI	S	Opponent	Score	RPI	S	Opponent	Score					RPI	S	Opponent	Score	RPI	S	Opponent	Score
												52	A	Central Mich.	68 75	129	A	Pittsburgh	61 58
												60	H	Villanova	71 56	143	A	Mercer	76 42
												90	H	Chattanooga	75 37	206	A	Delaware	71 60
																233	A	Stetson	78 55
																288	H	Richmond	70 48
<hr/>																			
LAST 12 Division I GAMES:																			
52	A	Central Mich.	68 75	206	A	Delaware	71 60												
143	A	Mercer	76 42	90	H	Chattanooga	75 37												
233	A	Stetson	78 55	60	H	Villanova	71 56												
129	A	Pittsburgh	61 58	288	H	Richmond	70 48												

Non-Div I Games:

UCF

U
C
L
A

U
C
L
A

UCLA

U
C
o
n
n

UConn					Through Games Of Dec. 10, 2018										
Average RPI Win:		106	WON-LOST RECORD		WINNING PCT. RANK	LAST 10 GAMES	STRENGTH OF SCHEDULE	OPP. STRENGTH OF SCHEDULE	TEAM RPI	ADJ. RPI	CONF. RPI	ADJ CONF. RPI			
Average RPI Loss:		0													
DIV. I ONLY			9- 0		1	1- 0	13	19	3	3	8	8			
DIV. I NON-CONF.			9- 0		1	1- 0	13	19	3	3	8	8			

TOTALS		RPI 1-25		RPI 26-50		W-L RECORDS		RPI 51-100		RPI 101-150		RPI 150+			
9- 0		1- 0		1- 0		OVERALL		3- 0		1- 0		3- 0			
3- 0		0- 0		1- 0		HOME		1- 0		1- 0		0- 0			
2- 0		1- 0		0- 0		AWAY		0- 0		0- 0		1- 0			
4- 0		0- 0		0- 0		NEUTRAL		2- 0		0- 0		2- 0			
9- 0		1- 0		1- 0		NON-CONFERENCE		3- 0		1- 0		3- 0			
3- 0		0- 0		1- 0		HOME		1- 0		1- 0		0- 0			
2- 0		1- 0		0- 0		AWAY		0- 0		0- 0		1- 0			
4- 0		0- 0		0- 0		NEUTRAL		2- 0		0- 0		2- 0			
0- 0		0- 0		0- 0		CONFERENCE		0- 0		0- 0		0- 0			
0- 0		0- 0		0- 0		HOME		0- 0		0- 0		0- 0			
0- 0		0- 0		0- 0		AWAY		0- 0		0- 0		0- 0			
0- 0		0- 0		0- 0		NEUTRAL		0- 0		0- 0		0- 0			

RPI 1-25 Team's RPI: 3				RPI 26-50				RPI 51-100				RPI 101+			
RPI	S	Opponent	Score	RPI	S	Opponent	Score	RPI	S	Opponent	Score	RPI	S	Opponent	Score
1	A	Notre Dame	89 71	39	H	DePaul	99 63	65	N	Purdue	86 40	114	H	Seton Hall	99 61
								68	N	St. John's (NY)	65 55	153	N	Vanderbilt	80 42
								92	H	Ohio St.	85 53	188	A	Saint Louis	98 42
												236	N	Ole Miss	90 50

LAST 12 Division I GAMES:															
				114	H	Seton Hall	99 61	68	N	St. John's (NY)	65 55				
				188	A	Saint Louis	98 42	236	N	Ole Miss	90 50				
				1	A	Notre Dame	89 71	153	N	Vanderbilt	80 42				
				39	H	DePaul	99 63	92	H	Ohio St.	85 53				
				65	N	Purdue	86 40								

U
C
o
n
n

Non-Div I Games:

UConn

U
I
C

UIC

Average RPI Win: 303

Average RPI Loss: 108

WON-LOST
RECORD

2- 6

2- 6

WINNING
PCT. RANK

266

266

LAST 10
GAMES

0- 1

0- 1

STRENGTH OF
SCHEDULE

81

81

OPP. STRENGTH
OF SCHEDULE

275

275

TEAM
RPI

218

218

ADJ.
RPI

218

218

CONF.
RPI

15

15

ADJ CONF.
RPI

15

15

DIV. I ONLY

2- 6

266

0- 1

81

275

218

218

15

15

DIV. I NON-CONF.

2- 6

266

0- 1

81

275

218

218

15

15

TOTALS

RPI 1-25

RPI 26-50

W-L RECORDS

RPI 51-100

RPI 101-150

RPI 150+

2- 6

0- 1

0- 0

OVERALL

0- 1

0- 2

2- 2

1- 2

0- 0

0- 0

HOME

0- 0

0- 1

1- 1

1- 4

0- 1

0- 0

AWAY

0- 1

0- 1

1- 1

0- 0

0- 0

0- 0

NEUTRAL

0- 0

0- 0

0- 0

2- 6

0- 1

0- 0

NON-CONFERENCE

0- 1

0- 2

2- 2

1- 2

0- 0

0- 0

HOME

0- 0

0- 1

1- 1

1- 4

0- 1

0- 0

AWAY

0- 1

0- 1

1- 1

0- 0

0- 0

0- 0

NEUTRAL

0- 0

0- 0

0- 0

0- 0

0- 0

0- 0

CONFERENCE

0- 0

0- 0

0- 0

0- 0

0- 0

0- 0

HOME

0- 0

0- 0

0- 0

0- 0

0- 0

0- 0

AWAY

0- 0

0- 0

0- 0

0- 0

0- 0

0- 0

NEUTRAL

0- 0

0- 0

0- 0

RPI 1-25

RPI S Opponent Score

6 A Marquette 32 96

RPI 26-50

RPI S Opponent Score

RPI 51-100

RPI S Opponent Score

62 A Northwestern 44 87

RPI 101+

Team's RPI: 218

RPI S Opponent Score

111 H Mi ami (OH) 56 65

125 A Indi ana St. 53 60

171 H Loyol a Chi cago 60 75

174 A Eastern Mi ch. 38 52

258 H Val parai so 75 65

347 A Evansvi lle 62 54

LAST 12 Division I GAMES:

111 H Mi ami (OH) 56 65

174 A Eastern Mi ch. 38 52

6 A Marquette 32 96

171 H Loyol a Chi cago 60 75

62 A Northwestern 44 87

258 H Val parai so 75 65

125 A Indi ana St. 53 60

347 A Evansvi lle 62 54

U
I
C

Non-Div I Games:

UIC

Loss

Non-Conf

S Site

H Home

A Away

N Neutral

Page 306

Non-Div I Games:

UIC

U
M
E
S

U
M
E
S

UMES

Average RPI	Win: 316	WON-LOST	WINNING	LAST 10	STRENGTH OF	OPP. STRENGTH	TEAM	ADJ.	CONF.	ADJ CONF.
Average RPI	Loss: 187	RECORD	PCT. RANK	GAMES	SCHEDULE	OF SCHEDULE	RPI	RPI	RPI	RPI
DIV. I ONLY	2- 7	275	0- 1	256	325	310	310	25	25	
DIV. I NON-CONF.	2- 7	275	0- 1	256	325	310	310	25	25	
<hr/>										
TOTALS	RPI 1-25	RPI 26-50	W-L RECORDS	RPI 51-100	RPI 101-150	RPI 150+				
2- 7	0- 0	0- 0	OVERALL	0- 1	0- 2	2- 4				
1- 3	0- 0	0- 0	HOME	0- 0	0- 1	1- 2				
1- 4	0- 0	0- 0	AWAY	0- 1	0- 1	1- 2				
0- 0	0- 0	0- 0	NEUTRAL	0- 0	0- 0	0- 0				
2- 7	0- 0	0- 0	NON-CONFERENCE	0- 1	0- 2	2- 4				
1- 3	0- 0	0- 0	HOME	0- 0	0- 1	1- 2				
1- 4	0- 0	0- 0	AWAY	0- 1	0- 1	1- 2				
0- 0	0- 0	0- 0	NEUTRAL	0- 0	0- 0	0- 0				
0- 0	0- 0	0- 0	CONFERENCE	0- 0	0- 0	0- 0				
0- 0	0- 0	0- 0	HOME	0- 0	0- 0	0- 0				
0- 0	0- 0	0- 0	AWAY	0- 0	0- 0	0- 0				
0- 0	0- 0	0- 0	NEUTRAL	0- 0	0- 0	0- 0				

RPI 1-25				RPI 26-50				RPI 51-100				RPI 101+ Team's RPI : 310					
RPI	S	Opponent	Score	RPI	S	Opponent	Score	RPI	S	Opponent	Score	RPI	S	Opponent	Score		
								67	A	Butler	36	89	114	A	Seton Hall	57	90
												127	H	Providence	47	71	
												198	A	Holy Cross	54	63	
												248	A	Cornell	54	63	
												269	H	Bryant	57	58	
												282	H	Saint Peter's	59	57	
												287	H	Colgate	52	61	
												350	A	LIU Brooklyn	69	64	
LAST 12 Division I GAMES:																	
				127	H	Providence	47	71	198	A	Holy Cross	54	63				
				287	H	Colgate	52	61	350	A	LIU Brooklyn	69	64				
				269	H	Bryant	57	58	114	A	Seton Hall	57	90				
									67	A	Butler	36	89				
									248	A	Cornell	54	63				
									282	H	Saint Peter's	59	57				

Non-Div I Games: Fisher 79 45

UMass Lowell

Average RPI		Win: 284	WON-LOST RECORD	WINNING PCT. RANK	LAST 10 GAMES	STRENGTH OF SCHEDULE	OPP. STRENGTH OF SCHEDULE	TEAM RPI	ADJ. RPI	CONF. RPI	ADJ. CONF. RPI
Loss: 95											
DIV. I ONLY			3- 3	159	0- 0	132	243	164	164	29	29
DIV. I NON-CONF.			3- 3	159	0- 0	132	243	164	164	29	29
TOTALS		RPI 1-25		RPI 26-50		W-L RECORDS	RPI 51-100	RPI 101-150		RPI 150+	
3- 3		0- 1		0- 0		OVERALL	0- 1	0- 0		3- 1	
3- 0		0- 0		0- 0		HOME	0- 0	0- 0		3- 0	
0- 3		0- 1		0- 0		AWAY	0- 1	0- 0		0- 1	
0- 0		0- 0		0- 0		NEUTRAL	0- 0	0- 0		0- 0	
3- 3		0- 1		0- 0		NON-CONFERENCE	0- 1	0- 0		3- 1	
3- 0		0- 0		0- 0		HOME	0- 0	0- 0		3- 0	
0- 3		0- 1		0- 0		AWAY	0- 1	0- 0		0- 1	
0- 0		0- 0		0- 0		NEUTRAL	0- 0	0- 0		0- 0	
0- 0		0- 0		0- 0		CONFERENCE	0- 0	0- 0		0- 0	
0- 0		0- 0		0- 0		HOME	0- 0	0- 0		0- 0	
0- 0		0- 0		0- 0		AWAY	0- 0	0- 0		0- 0	
0- 0		0- 0		0- 0		NEUTRAL	0- 0	0- 0		0- 0	

RPI 1-25				RPI 26-50				RPI 51-100				RPI 101+				Team's RPI : 164	
RPI	S	Opponent	Score	RPI	S	Opponent	Score	RPI	S	Opponent	Score	RPI	S	Opponent	Score		
12	A	Tennessee	46 73					80	A	Charlotte	53 70	194	A	Furman	47 58		
												212	H	Wofford	60 46		
												312	H	Davi dson	69 56		
												327	H	Western Caro.	74 49		
LAST 12 Division I GAMES:																	
194	A	Furman	47 58	80	A	Charlotte	53 70										
212	H	Wofford	60 46														
312	H	Davi dson	69 56														
327	H	Western Caro.	74 49														
12	A	Tennessee	46 73														

Non-Div I Games:	Warren Wilson	92	31
------------------	---------------	----	----

UNC Asheville | I e

Average RPI Win: 0		WON-LOST RECORD	WINNING PCT. RANK	LAST 10 GAMES	STRENGTH OF SCHEDULE	OPP. STRENGTH OF SCHEDULE	TEAM RPI	ADJ. RPI	CONF. RPI	ADJ. CONF. RPI
212										
DIV. I ONLY		0- 4	327	0- 0	193	330	335	335	24	24
DIV. I NON-CONF.		0- 4	327	0- 0	193	330	335	335	24	24
TOTALS		RPI 1-25	RPI 26-50	W-L RECORDS	RPI 51-100	RPI 101-150	RPI 150+			
0- 4	0- 0		0- 0	OVERALL	0- 0	0- 0	0- 4			
0- 0	0- 0		0- 0	HOME	0- 0	0- 0	0- 0			
0- 4	0- 0		0- 0	AWAY	0- 0	0- 0	0- 4			
0- 0	0- 0		0- 0	NEUTRAL	0- 0	0- 0	0- 0			
0- 4	0- 0		0- 0	NON-CONFERENCE	0- 0	0- 0	0- 4			
0- 0	0- 0		0- 0	HOME	0- 0	0- 0	0- 0			
0- 4	0- 0		0- 0	AWAY	0- 0	0- 0	0- 4			
0- 0	0- 0		0- 0	NEUTRAL	0- 0	0- 0	0- 0			
0- 0	0- 0		0- 0	CONFERENCE	0- 0	0- 0	0- 0			
0- 0	0- 0		0- 0	HOME	0- 0	0- 0	0- 0			
0- 0	0- 0		0- 0	AWAY	0- 0	0- 0	0- 0			
0- 0	0- 0		0- 0	NEUTRAL	0- 0	0- 0	0- 0			

RPI 1-25				RPI 26-50				RPI 51-100				RPI 101+ Team's RPI: 335			
RPI	S	Opponent	Score	RPI	S	Opponent	Score	RPI	S	Opponent	Score	RPI	S	Opponent	Score
												169	A	Georgi a St.	63 70
												189	A	Campbel l	49 53
												216	A	Appal achi an St.	65 68
												275	A	Hi gh Poi nt	75 82
LAST 12 Di vi si on I GAMES:															
												275	A	Hi gh Poi nt	75 82
												189	A	Campbel l	49 53
												216	A	Appal achi an St.	65 68
												169	A	Georgi a St.	63 70

Non-Div I Games:	Pfeiffer	92	23	UNC Pembroke	72	32	Lees-McRae	92	36	Young Harris	62	29	UNC Greensboro
------------------	----------	----	----	--------------	----	----	------------	----	----	--------------	----	----	----------------

Average RPI	Win:	331	WON-LOST	WINNING	LAST 10	STRENGTH OF	OPP. STRENGTH	TEAM	ADJ.	CONF.	ADJ CONF.
Average RPI	Loss:	65	RECORD	PCT. RANK	GAMES	SCHEDULE	OF SCHEDULE	RPI	RPI	RPI	RPI
DIV. I ONLY		3- 3		159	0- 1	237	278	197	197	13	13
DIV. I NON-CONF.		3- 3		159	0- 1	237	278	197	197	13	13
<hr/>											
TOTALS	RPI 1-25		RPI 26-50		W-L RECORDS	RPI 51-100		RPI 101-150		RPI 150+	
3- 3	0- 0		0- 1		OVERALL	0- 2		0- 0		3- 0	
2- 0	0- 0		0- 0		HOME	0- 0		0- 0		2- 0	
1- 3	0- 0		0- 1		AWAY	0- 2		0- 0		1- 0	
0- 0	0- 0		0- 0		NEUTRAL	0- 0		0- 0		0- 0	
3- 3	0- 0		0- 1		NON-CONFERENCE	0- 2		0- 0		3- 0	
2- 0	0- 0		0- 0		HOME	0- 0		0- 0		2- 0	
1- 3	0- 0		0- 1		AWAY	0- 2		0- 0		1- 0	
0- 0	0- 0		0- 0		NEUTRAL	0- 0		0- 0		0- 0	
0- 0	0- 0		0- 0		CONFERENCE	0- 0		0- 0		0- 0	
0- 0	0- 0		0- 0		HOME	0- 0		0- 0		0- 0	
0- 0	0- 0		0- 0		AWAY	0- 0		0- 0		0- 0	
0- 0	0- 0		0- 0		NEUTRAL	0- 0		0- 0		0- 0	

RPI 1-25				RPI 26-50				RPI 51-100				RPI 101+ Team's RPI: 197			
RPI	S	Opponent	Score	RPI	S	Opponent	Score	RPI	S	Opponent	Score	RPI	S	Opponent	Score
				32	A	North Carolina	55 82	81	A	VCU	47 58	307	H	Presbyteria n	63 48
								81	A	Ohio	72 95	342	H	Grand Canyon	77 55
												345	A	N.C. Central	89 82
<hr/>															
LAST 12 Division I GAMES:															
				81	A	VCU	47 58	32	A	North Carolina	55 82				
				345	A	N.C. Central	89 82								
				342	H	Grand Canyon	77 55								
				307	H	Presbyteria n	63 48								
				81	A	Ohio	72 95								

Non-Div I Games: Fayetteville St. 72 54 Belmont Abbey 74 58

UNCW

Average RPI Win:	161	WON-LOST	WINNING	LAST 10	STRENGTH OF	OPP. STRENGTH	TEAM	ADJ.	CONF.	ADJ CONF.
Average RPI Loss:	82	RECORD	PCT. RANK	GAMES	SCHEDULE	OF SCHEDULE	RPI	RPI	RPI	RPI
DIV. I ONLY	5- 3	114	0- 1	192	31	102	102	14	14	
DIV. I NON-CONF.	5- 3	114	0- 1	192	31	102	102	14	14	

TOTALS	RPI 1-25	RPI 26-50	W-L RECORDS	RPI 51-100	RPI 101-150	RPI 150+				
5- 3	0- 1	1- 0	OVERALL	0- 0	1- 2	3- 0				
3- 0	0- 0	0- 0	HOME	0- 0	1- 0	2- 0				
2- 2	0- 1	1- 0	AWAY	0- 0	0- 1	1- 0				
0- 1	0- 0	0- 0	NEUTRAL	0- 0	0- 1	0- 0				
5- 3	0- 1	1- 0	NON-CONFERENCE	0- 0	1- 2	3- 0				
3- 0	0- 0	0- 0	HOME	0- 0	1- 0	2- 0				
2- 2	0- 1	1- 0	AWAY	0- 0	0- 1	1- 0				
0- 1	0- 0	0- 0	NEUTRAL	0- 0	0- 1	0- 0				
0- 0	0- 0	0- 0	CONFERENCE	0- 0	0- 0	0- 0				
0- 0	0- 0	0- 0	HOME	0- 0	0- 0	0- 0				
0- 0	0- 0	0- 0	AWAY	0- 0	0- 0	0- 0				
0- 0	0- 0	0- 0	NEUTRAL	0- 0	0- 0	0- 0				

RPI 1-25				RPI 26-50				RPI 51-100				RPI 101+				Team's RPI: 102
RPI	S	Opponent	Score	RPI	S	Opponent	Score	RPI	S	Opponent	Score	RPI	S	Opponent	Score	
6	A	Marquette	61 102	38	A	IUPUI	53 40					110	H	Creighton	65 55	
												117	N	Boise St.	60 61	
												122	A	Northern Ill.	59 70	
												175	H	North Dakota	64 60	
												206	H	Delaware	79 67	
												277	A	Long Beach St.	71 64	

LAST 12 Division I GAMES:																
122	A	Northern Ill.	59 70	6	A	Marquette	61 102	175	H	North Dakota	64 60					
206	H	Delaware	79 67	38	A	IUPUI	53 40	117	N	Boise St.	60 61					
				277	A	Long Beach St.	71 64	277	A	Long Beach St.	71 64					
				110	H	Creighton	65 55	110	H	Creighton	65 55					

Non-Div I Games:

UNI

Average RPI	Win:	301	WON-LOST	WINNING	LAST 10	STRENGTH OF	OPP. STRENGTH	TEAM	ADJ.	CONF.	ADJ CONF.
Average RPI	Loss:	117	RECORD	PCT. RANK	GAMES	SCHEDULE	OF SCHEDULE	RPI	RPI	RPI	RPI
DIV. I ONLY		1- 7	307	0- 1	17	293	222	222	9	9	
DIV. I NON-CONF.		1- 7	307	0- 1	17	293	222	222	9	9	

TOTALS	RPI 1-25		RPI 26-50		W-L RECORDS	RPI 51-100	RPI 101-150		RPI 150+		
1- 7	0- 1		0- 1		OVERALL	0- 2	0- 1		1- 2		
1- 4	0- 1		0- 0		HOME	0- 2	0- 1		1- 0		
0- 3	0- 0		0- 1		AWAY	0- 0	0- 0		0- 2		
0- 0	0- 0		0- 0		NEUTRAL	0- 0	0- 0		0- 0		
1- 7	0- 1		0- 1		NON-CONFERENCE	0- 2	0- 1		1- 2		
1- 4	0- 1		0- 0		HOME	0- 2	0- 1		1- 0		
0- 3	0- 0		0- 1		AWAY	0- 0	0- 0		0- 2		
0- 0	0- 0		0- 0		NEUTRAL	0- 0	0- 0		0- 0		
0- 0	0- 0		0- 0		CONFERENCE	0- 0	0- 0		0- 0		
0- 0	0- 0		0- 0		HOME	0- 0	0- 0		0- 0		
0- 0	0- 0		0- 0		AWAY	0- 0	0- 0		0- 0		
0- 0	0- 0		0- 0		NEUTRAL	0- 0	0- 0		0- 0		

RPI 1-25				RPI 26-50				RPI 51-100				RPI 101+ Team's RPI: 222			
RPI	S	Opponent	Score	RPI	S	Opponent	Score	RPI	S	Opponent	Score	RPI	S	Opponent	Score
16	H	Gonzaga	59 70	45	A	Duke	38 66	71	H	Middle Tenn.	62 66	108	H	Wright St.	52 68
								79	H	Southern California	72 86	200	A	UC Irvine	55 57
												298	A	South Carolina St.	49 58
												301	H	UC Santa Barbara	69 51
LAST 12 Division I GAMES:															
71	H	Middle Tenn.	62 66	16	H	Gonzaga	59 70	200	A	UC Irvine	55 57				
298	A	South Carolina St.	49 58	108	H	Wright St.	52 68								
45	A	Duke	38 66												
79	H	Southern California	72 86												
301	H	UC Santa Barbara	69 51												

Non-Div I Games:

UNLV

Average RPI	Win:	345	WON-LOST	WINNING	LAST 10	STRENGTH OF	OPP. STRENGTH	TEAM	ADJ.	CONF.	ADJ CONF.
Average RPI	Loss:	207	RECORD	PCT. RANK	GAMES	SCHEDULE	OF SCHEDULE	RPI	RPI	RPI	RPI
DIV. I ONLY		1- 6		301	0- 0	306	283	324	324	29	29
DIV. I NON-CONF.		1- 6		301	0- 0	306	283	324	324	29	29

TOTALS	RPI 1-25		RPI 26-50		W-L RECORDS	RPI 51-100		RPI 101-150		RPI 150+	
1- 6	0- 0		0- 1		OVERALL	0- 0		0- 1		1- 4	
0- 0	0- 0		0- 0		HOME	0- 0		0- 0		0- 0	
1- 6	0- 0		0- 1		AWAY	0- 0		0- 1		1- 4	
0- 0	0- 0		0- 0		NEUTRAL	0- 0		0- 0		0- 0	
1- 6	0- 0		0- 1		NON-CONFERENCE	0- 0		0- 1		1- 4	
0- 0	0- 0		0- 0		HOME	0- 0		0- 0		0- 0	
1- 6	0- 0		0- 1		AWAY	0- 0		0- 1		1- 4	
0- 0	0- 0		0- 0		NEUTRAL	0- 0		0- 0		0- 0	
0- 0	0- 0		0- 0		CONFERENCE	0- 0		0- 0		0- 0	
0- 0	0- 0		0- 0		HOME	0- 0		0- 0		0- 0	
0- 0	0- 0		0- 0		AWAY	0- 0		0- 0		0- 0	
0- 0	0- 0		0- 0		NEUTRAL	0- 0		0- 0		0- 0	

RPI 1-25				RPI 26-50				RPI 51-100				RPI 101+ Team's RPI: 324			
RPI	S	Opponent	Score	RPI	S	Opponent	Score	RPI	S	Opponent	Score	RPI	S	Opponent	Score
				37	A	Virginia Tech	45 96					121	A	Nebraska	64 87
												194	A	Furman	67 78
												263	A	Omaha	69 96
												298	A	South Carolina St.	66 71
												327	A	Western Caro.	64 68
												345	A	N.C. Central	82 63

LAST 12 Division I GAMES:															
				194	A	Furman	67 78	327	A	Western Caro.	64 68				
				121	A	Nebraska	64 87	298	A	South Carolina St.	66 71				
				263	A	Omaha	69 96	345	A	N.C. Central	82 63				
				37	A	Virginia Tech	45 96								

Non-Div I Games: Converse 69 51 UNKNOWN 101 53

USC Upstate

Average RPI Win: 256		WON-LOST RECORD	WINNING PCT. RANK	LAST 10 GAMES	STRENGTH OF SCHEDULE	OPP. STRENGTH OF SCHEDULE	TEAM RPI	ADJ. RPI	CONF. RPI	ADJ CONF. RPI
Average RPI Loss: 98										
DIV. I ONLY		5- 2	81	1- 0	321	102	196	196	19	19
DIV. I NON-CONF.		5- 2	81	1- 0	321	102	196	196	19	19
TOTALS		RPI 1-25	RPI 26-50	W-L RECORDS		RPI 51-100	RPI 101-150	RPI 150+		
5- 2	0- 0		0- 0	OVERALL		0- 1	0- 1	5- 0		
2- 1	0- 0		0- 0	HOME		0- 1	0- 0	2- 0		
3- 1	0- 0		0- 0	AWAY		0- 0	0- 1	3- 0		
0- 0	0- 0		0- 0	NEUTRAL		0- 0	0- 0	0- 0		
5- 2	0- 0		0- 0	NON-CONFERENCE		0- 1	0- 1	5- 0		
2- 1	0- 0		0- 0	HOME		0- 1	0- 0	2- 0		
3- 1	0- 0		0- 0	AWAY		0- 0	0- 1	3- 0		
0- 0	0- 0		0- 0	NEUTRAL		0- 0	0- 0	0- 0		
0- 0	0- 0		0- 0	CONFERENCE		0- 0	0- 0	0- 0		
0- 0	0- 0		0- 0	HOME		0- 0	0- 0	0- 0		
0- 0	0- 0		0- 0	AWAY		0- 0	0- 0	0- 0		
0- 0	0- 0		0- 0	NEUTRAL		0- 0	0- 0	0- 0		

RPI 1-25				RPI 26-50				RPI 51-100				RPI 101+ Team' s RPI : 196			
RPI	S	Opponent	Score	RPI	S	Opponent	Score	RPI	S	Opponent	Score	RPI	S	Opponent	Score
								56	H	Arkansas	65 66	140	A	Fresno St.	61 70
												181	A	Oral Roberts	80 62
												242	A	San Francisco	80 73
												250	H	Grambling	78 54
												292	A	Incarnate Word	97 49
												316	H	Jackson St.	99 63
LAST 12 Division I GAMES:															
181	A	Oral Roberts	80 62	242	A	San Francisco	80 73								
292	A	Incarnate Word	97 49	140	A	Fresno St.	61 70								
				250	H	Grambling	78 54								
				56	H	Arkansas	65 66								
				316	H	Jackson St.	99 63								

Non-Div I Games:

UT Arlington

U
T
M
a
r
t
i
n

UT Martin																													
Average RPI Win:		199	WON-LOST RECORD		WINNING PCT. RANK		LAST 10 GAMES		STRENGTH OF SCHEDULE		OPP. STRENGTH OF SCHEDULE		TEAM RPI		ADJ. RPI		CONF. RPI		ADJ CONF. RPI										
Average RPI Loss:		35																											
DIV. I ONLY			5- 3			114			1- 0			137			60			64			64			21			21		
DIV. I NON-CONF.			5- 3			114			1- 0			137			60			64			64			21			21		

TOTALS		RPI 1-25				RPI 26-50				W-L RECORDS				RPI 51-100				RPI 101-150				RPI 150+							
5- 3		0- 1				0- 1				OVERALL				1- 1				0- 0				4- 0							
3- 0		0- 0				0- 0				HOME				0- 0				0- 0				3- 0							
2- 3		0- 1				0- 1				AWAY				1- 1				0- 0				1- 0							
0- 0		0- 0				0- 0				NEUTRAL				0- 0				0- 0				0- 0							
5- 3		0- 1				0- 1				NON-CONFERENCE				1- 1				0- 0				4- 0							
3- 0		0- 0				0- 0				HOME				0- 0				0- 0				3- 0							
2- 3		0- 1				0- 1				AWAY				1- 1				0- 0				1- 0							
0- 0		0- 0				0- 0				NEUTRAL				0- 0				0- 0				0- 0							
0- 0		0- 0				0- 0				CONFERENCE				0- 0				0- 0				0- 0							
0- 0		0- 0				0- 0				HOME				0- 0				0- 0				0- 0							
0- 0		0- 0				0- 0				AWAY				0- 0				0- 0				0- 0							
0- 0		0- 0				0- 0				NEUTRAL				0- 0				0- 0				0- 0							

RPI 1-25				RPI 26-50				RPI 51-100				Team's RPI: 64				RPI 101+													
RPI	S	Opponent		Score		RPI	S	Opponent		Score		RPI	S	Opponent		Score		RPI	S	Opponent		Score							
5	A	Louisville		62 102		38	A	IUPUI		72 73		62	A	Northwestern		64 90		159	H	Arkansas St.		97 91							
												90	A	Chattanooga		81 79		162	H	Southern Ill.		95 94							
																		264	H	Samford		89 68							
																		318	A	Lipscomb		62 53							

LAST 12 Division I GAMES:																													
5	A	Louisville		62 102		318	A	Lipscomb		62 53																			
90	A	Chattanooga		81 79		264	H	Samford		89 68																			
62	A	Northwestern		64 90																									
159	H	Arkansas St.		97 91																									
38	A	IUPUI		72 73																									
162	H	Southern Ill.		95 94																									

U
T
M
a
r
t
i
n

Non-Div I Games: Christian Bros. 108 82

UT Martin

U
T
E
P

UTEP				Through Games Of Dec. 10, 2018						
Average RPI Win: 310		WON-LOST RECORD	WINNING PCT. RANK	LAST 10 GAMES	STRENGTH OF SCHEDULE	OPP. STRENGTH OF SCHEDULE	TEAM RPI	ADJ. RPI	CONF. RPI	ADJ CONF. RPI
Average RPI Loss: 150										
DIV. I ONLY		2- 7	275	0- 1	257	282	326	326	18	18
DIV. I NON-CONF.		2- 7	275	0- 1	257	282	326	326	18	18

TOTALS		RPI 1-25	RPI 26-50	W-L RECORDS		RPI 51-100	RPI 101-150	RPI 150+		
2- 7	0- 0		0- 0	OVERALL		0- 2	0- 2	2- 3		
2- 5	0- 0		0- 0	HOME		0- 1	0- 2	2- 2		
0- 2	0- 0		0- 0	AWAY		0- 1	0- 0	0- 1		
0- 0	0- 0		0- 0	NEUTRAL		0- 0	0- 0	0- 0		
2- 7	0- 0		0- 0	NON-CONFERENCE		0- 2	0- 2	2- 3		
2- 5	0- 0		0- 0	HOME		0- 1	0- 2	2- 2		
0- 2	0- 0		0- 0	AWAY		0- 1	0- 0	0- 1		
0- 0	0- 0		0- 0	NEUTRAL		0- 0	0- 0	0- 0		
0- 0	0- 0		0- 0	CONFERENCE		0- 0	0- 0	0- 0		
0- 0	0- 0		0- 0	HOME		0- 0	0- 0	0- 0		
0- 0	0- 0		0- 0	AWAY		0- 0	0- 0	0- 0		
0- 0	0- 0		0- 0	NEUTRAL		0- 0	0- 0	0- 0		

U
T
E
P

RPI 1-25				RPI 26-50				RPI 51-100				RPI 101+ Team's RPI: 326			
RPI	S	Opponent	Score	RPI	S	Opponent	Score	RPI	S	Opponent	Score	RPI	S	Opponent	Score
								51	A	New Mexico	51 69	135	H	Abilene Christian	69 70
								73	H	Portland St.	61 89	147	H	New Mexico St.	65 69
												159	H	Arkansas St.	66 67
												192	H	Nicholls St.	56 58
												270	H	CSU Bakersfield	53 47
												291	A	Weber St.	63 68
												349	H	Alcorn	77 51

LAST 12 Division I GAMES:															
192	H	Nicholls St.	56 58	73	H	Portland St.	61 89	51	A	New Mexico	51 69	135	H	Abilene Christian	69 70
147	H	New Mexico St.	65 69	51	A	New Mexico	51 69	159	H	Arkansas St.	66 67	291	A	Weber St.	63 68
270	H	CSU Bakersfield	53 47	159	H	Arkansas St.	66 67	270	H	CSU Bakersfield	53 47	147	H	New Mexico St.	65 69
349	H	Alcorn	77 51	291	A	Weber St.	63 68	349	H	Alcorn	77 51	192	H	Nicholls St.	56 58

Non-Div I Games:

UTEP

Average RPI Win: 301
Average RPI Loss: 256

WON-LOST
RECORD

WINNING
PCT. RANK

LAST 10
GAMES

STRENGTH OF
SCHEDULE

OPP. STRENGTH
OF SCHEDULE

TEAM
RPI

ADJ.
RPI

CONF.
RPI

ADJ CONF.
RPI

DIV. I ONLY
DIV. I NON-CONF.

4- 4
4- 4

159
159

0- 1
0- 1

346
346

288
288

323
323

323
323

30
30

30
30

TOTALS

RPI 1-25

RPI 26-50

W-L RECORDS

RPI 51-100

RPI 101-150

RPI 150+

4- 4
2- 2
2- 2
0- 0

0- 0
0- 0
0- 0
0- 0

0- 0
0- 0
0- 0
0- 0

OVERALL
HOME
AWAY
NEUTRAL

0- 0
0- 0
0- 0
0- 0

0- 0
0- 0
0- 0
0- 0

4- 4
2- 2
2- 2
0- 0

4- 4
2- 2
2- 2
0- 0

0- 0
0- 0
0- 0
0- 0

0- 0
0- 0
0- 0
0- 0

NON-CONFERENCE
HOME
AWAY
NEUTRAL

0- 0
0- 0
0- 0
0- 0

0- 0
0- 0
0- 0
0- 0

4- 4
2- 2
2- 2
0- 0

0- 0
0- 0
0- 0
0- 0

0- 0
0- 0
0- 0
0- 0

0- 0
0- 0
0- 0
0- 0

CONFERENCE
HOME
AWAY
NEUTRAL

0- 0
0- 0
0- 0
0- 0

0- 0
0- 0
0- 0
0- 0

0- 0
0- 0
0- 0
0- 0

RPI 1-25

RPI S Opponent Score

RPI 26-50

RPI S Opponent Score













RPI 51-100

RPI S Opponent Score













RPI 101+

Team's RPI: 323

RPI S Opponent Score

205  Massachusetts 70  74
210  Texas Southern 55  69
227  Prairie View 57 50
295  UTSA 58  61
313  A&M-Corpus Christi 70 57
313  A&M-Corpus Christi 49  59
328  Canisius 57 53
334  Louisiana 75 60

LAST 12 Division I GAMES:

210  Texas Southern 55  69
313  A&M-Corpus Christi 70 57
334  Louisiana 75 60
227  Prairie View 57 50
205  Massachusetts 70  74
328  Canisius 57 53
295  UTSA 58  61
313  A&M-Corpus Christi 49  59

Non-Div I Games:



Texas Lutheran

82 38

UNKNOWN

74 43

UTRGV

 Loss,  Non-Conf, S Site,  Home  Away N Neutral

Average RPI	Win: 307	WON-LOST RECORD	WINNING PCT. RANK	LAST 10 GAMES	STRENGTH OF SCHEDULE	OPP. STRENGTH OF SCHEDULE	TEAM RPI	ADJ. RPI	CONF. RPI	ADJ. CONF. RPI
Average RPI	Loss: 127									
DIV. I ONLY		2- 6	266	0- 1	174	217	295	295	18	18
DIV. I NON-CONF.		2- 6	266	0- 1	174	217	295	295	18	18
<hr/>										
TOTALS	RPI 1-25	RPI 26-50	W-L RECORDS		RPI 51-100	RPI 101-150	RPI 150+			
2- 6	0- 0	0- 2	OVERALL		0- 1	0- 1	2- 2			
2- 3	0- 0	0- 1	HOME		0- 1	0- 0	2- 1			
0- 2	0- 0	0- 1	AWAY		0- 0	0- 1	0- 0			
0- 1	0- 0	0- 0	NEUTRAL		0- 0	0- 0	0- 1			
2- 6	0- 0	0- 2	NON-CONFERENCE		0- 1	0- 1	2- 2			
2- 3	0- 0	0- 1	HOME		0- 1	0- 0	2- 1			
0- 2	0- 0	0- 1	AWAY		0- 0	0- 1	0- 0			
0- 1	0- 0	0- 0	NEUTRAL		0- 0	0- 0	0- 1			
0- 0	0- 0	0- 0	CONFERENCE		0- 0	0- 0	0- 0			
0- 0	0- 0	0- 0	HOME		0- 0	0- 0	0- 0			
0- 0	0- 0	0- 0	AWAY		0- 0	0- 0	0- 0			
0- 0	0- 0	0- 0	NEUTRAL		0- 0	0- 0	0- 0			

RPI 1-25				RPI 26-50				RPI 51-100				RPI 101+				Team's RPI: 295
RPI	S	Opponent	Score	RPI	S	Opponent	Score	RPI	S	Opponent	Score	RPI	S	Opponent	Score	
				38	H	IUPUI	50 58	91	H	Utah St.	56 62	114	A	Seton Hall	53 84	
				48	A	Texas	54 98					204	H	Texas St.	60 68	
												268	N	UMBC	58 72	
												291	H	Weber St.	66 59	
												323	H	UTRGV	61 58	
LAST 12 Division I GAMES:																
				91	H	Utah St.	56 62	114	A	Seton Hall	53 84					
				48	A	Texas	54 98	268	N	UMBC	58 72					
				291	H	Weber St.	66 59									
				38	H	IUPUI	50 58									
				204	H	Texas St.	60 68									
				323	H	UTRGV	61 58									

Non-Div I Games: Concordia (TX) 78 51

UTSA

Average RPI	Win:	190	WON-LOST	WINNING	LAST 10	STRENGTH OF	OPP. STRENGTH	TEAM	ADJ.	CONF.	ADJ CONF.
Average RPI	Loss:	0	RECORD	PCT. RANK	GAMES	SCHEDULE	OF SCHEDULE	RPI	RPI	RPI	RPI
DIV. I ONLY		8- 0		1	1- 0	339	11	100	100	2	2
DIV. I NON-CONF.		8- 0		1	1- 0	339	11	100	100	2	2

TOTALS	RPI 1-25		RPI 26-50		W-L RECORDS	RPI 51-100		RPI 101-150		RPI 150+	
8- 0	0- 0		0- 0		OVERALL	3- 0		0- 0		5- 0	
6- 0	0- 0		0- 0		HOME	3- 0		0- 0		3- 0	
2- 0	0- 0		0- 0		AWAY	0- 0		0- 0		2- 0	
0- 0	0- 0		0- 0		NEUTRAL	0- 0		0- 0		0- 0	
8- 0	0- 0		0- 0		NON-CONFERENCE	3- 0		0- 0		5- 0	
6- 0	0- 0		0- 0		HOME	3- 0		0- 0		3- 0	
2- 0	0- 0		0- 0		AWAY	0- 0		0- 0		2- 0	
0- 0	0- 0		0- 0		NEUTRAL	0- 0		0- 0		0- 0	
0- 0	0- 0		0- 0		CONFERENCE	0- 0		0- 0		0- 0	
0- 0	0- 0		0- 0		HOME	0- 0		0- 0		0- 0	
0- 0	0- 0		0- 0		AWAY	0- 0		0- 0		0- 0	
0- 0	0- 0		0- 0		NEUTRAL	0- 0		0- 0		0- 0	

RPI 1-25				RPI 26-50				RPI 51-100				RPI 101+			
RPI	S	Opponent	Score	RPI	S	Opponent	Score	RPI	S	Opponent	Score	RPI	S	Opponent	Score
								70	H	Idaho St.	74 60	208	A	Nevada	74 52
								72	H	Alabama	72 62	252	H	Seattle U	89 62
								88	H	BYU	78 67	271	H	Utah Valley	85 47
												277	H	Long Beach St.	82 59
												280	A	Eastern Wash.	95 51

LAST 12 Division I GAMES:															
				70	H	Idaho St.	74 60	88	H	BYU	78 67				
				277	H	Long Beach St.	82 59	271	H	Utah Valley	85 47				
				72	H	Alabama	72 62	252	H	Seattle U	89 62				
				208	A	Nevada	74 52	280	A	Eastern Wash.	95 51				

Non-Div I Games:

Utah

Average RPI Loss: 52

DIV. I ONLY	3- 5	218	1- 0	25	177	91	91	9	9
DIV. I NON-CONF.	3- 5	218	1- 0	25	177	91	91	9	9
TOTALS	RPI 1-25	RPI 26-50	W-L RECORDS	RPI 51-100	RPI 101-150	RPI 150+			
3- 5	0- 2	0- 0	OVERALL	0- 3	0- 0	3- 0			
0- 2	0- 1	0- 0	HOME	0- 1	0- 0	0- 0			
3- 1	0- 0	0- 0	AWAY	0- 1	0- 0	3- 0			
0- 2	0- 1	0- 0	NEUTRAL	0- 1	0- 0	0- 0			
3- 5	0- 2	0- 0	NON-CONFERENCE	0- 3	0- 0	3- 0			
0- 2	0- 1	0- 0	HOME	0- 1	0- 0	0- 0			
3- 1	0- 0	0- 0	AWAY	0- 1	0- 0	3- 0			
0- 2	0- 1	0- 0	NEUTRAL	0- 1	0- 0	0- 0			
0- 0	0- 0	0- 0	CONFERENCE	0- 0	0- 0	0- 0			
0- 0	0- 0	0- 0	HOME	0- 0	0- 0	0- 0			
0- 0	0- 0	0- 0	AWAY	0- 0	0- 0	0- 0			
0- 0	0- 0	0- 0	NEUTRAL	0- 0	0- 0	0- 0			

RPI 1-25				RPI 26-50				RPI 51-100				RPI 101+			
RPI	S	Opponent	Score	RPI	S	Opponent	Score	RPI	S	Opponent	Score	RPI	S	Opponent	Score
10	H	Oregon	58 88					61	A	Portland	54 61	185	A	Washington St.	72 61
20	N	Colorado	68 78					79	N	Southern California	46 55	283	A	North Texas	57 41
								88	H	BYU	57 62	295	A	UTSA	62 56
LAST 12 Division I GAMES:															
283	A	North Texas	57 41	61	A	Portland	54 61								
295	A	UTSA	62 56	20	N	Colorado	68 78								
				79	N	Southern California	46 55								
				88	H	BYU	57 62								
				10	H	Oregon	58 88								
				185	A	Washington St.	72 61								

Utah St.

Average RPI Win:	301	WON-LOST	WINNING	LAST 10	STRENGTH OF	OPP. STRENGTH	TEAM	ADJ.	CONF.	ADJ CONF.
Average RPI Loss:	109	RECORD	PCT. RANK	GAMES	SCHEDULE	OF SCHEDULE	RPI	RPI	RPI	RPI

DIV. I ONLY	1- 5	295	0- 1	116	170	271	271	30	30
DIV. I NON-CONF.	1- 5	295	0- 1	116	170	271	271	30	30

TOTALS	RPI 1-25	RPI 26-50	W-L RECORDS	RPI 51-100	RPI 101-150	RPI 150+			
1- 5	0- 0	0- 0	OVERALL	0- 4	0- 0	1- 1			
1- 2	0- 0	0- 0	HOME	0- 2	0- 0	1- 0			
0- 3	0- 0	0- 0	AWAY	0- 2	0- 0	0- 1			
0- 0	0- 0	0- 0	NEUTRAL	0- 0	0- 0	0- 0			
1- 5	0- 0	0- 0	NON-CONFERENCE	0- 4	0- 0	1- 1			
1- 2	0- 0	0- 0	HOME	0- 2	0- 0	1- 0			
0- 3	0- 0	0- 0	AWAY	0- 2	0- 0	0- 1			
0- 0	0- 0	0- 0	NEUTRAL	0- 0	0- 0	0- 0			
0- 0	0- 0	0- 0	CONFERENCE	0- 0	0- 0	0- 0			
0- 0	0- 0	0- 0	HOME	0- 0	0- 0	0- 0			
0- 0	0- 0	0- 0	AWAY	0- 0	0- 0	0- 0			
0- 0	0- 0	0- 0	NEUTRAL	0- 0	0- 0	0- 0			

RPI 1-25				RPI 26-50				RPI 51-100				RPI 101+ Team's RPI: 271			
RPI	S	Opponent	Score	RPI	S	Opponent	Score	RPI	S	Opponent	Score	RPI	S	Opponent	Score
								61	H	Portland	60 65	225	A	Southern Utah	59 60
								70	A	Idaho St.	68 80	301	H	UC Santa Barbara	63 54
								88	H	BYU	51 77				
								100	A	Utah	47 85				
LAST 12 Division I GAMES:															
				70	A	Idaho St.	68 80								
				225	A	Southern Utah	59 60								
				100	A	Utah	47 85								
				88	H	BYU	51 77								
				61	H	Portland	60 65								
				301	H	UC Santa Barbara	63 54								

Non-Div I Games: Ottawa (AZ) 90 61 La Verne 86 79 Arizona Christian 76 68

Utah Valley

Average RPI Win:	215	WON-LOST	WINNING	LAST 10	STRENGTH OF	OPP. STRENGTH	TEAM	ADJ.	CONF.	ADJ CONF.
Average RPI Loss:	86	RECORD	PCT. RANK	GAMES	SCHEDULE	OF SCHEDULE	RPI	RPI	RPI	RPI
DIV. I ONLY	6- 3	98	0- 1	140	185	81	81	16	16	
DIV. I NON-CONF.	6- 3	98	0- 1	140	185	81	81	16	16	

TOTALS	RPI 1-25	RPI 26-50	W-L RECORDS	RPI 51-100	RPI 101-150	RPI 150+				
6- 3	0- 0	0- 2	OVERALL	1- 0	0- 0	5- 1				
3- 0	0- 0	0- 0	HOME	1- 0	0- 0	2- 0				
2- 2	0- 0	0- 1	AWAY	0- 0	0- 0	2- 1				
1- 1	0- 0	0- 1	NEUTRAL	0- 0	0- 0	1- 0				
6- 3	0- 0	0- 2	NON-CONFERENCE	1- 0	0- 0	5- 1				
3- 0	0- 0	0- 0	HOME	1- 0	0- 0	2- 0				
2- 2	0- 0	0- 1	AWAY	0- 0	0- 0	2- 1				
1- 1	0- 0	0- 1	NEUTRAL	0- 0	0- 0	1- 0				
0- 0	0- 0	0- 0	CONFERENCE	0- 0	0- 0	0- 0				
0- 0	0- 0	0- 0	HOME	0- 0	0- 0	0- 0				
0- 0	0- 0	0- 0	AWAY	0- 0	0- 0	0- 0				
0- 0	0- 0	0- 0	NEUTRAL	0- 0	0- 0	0- 0				

RPI	S	Opponent	Score	RPI	S	Opponent	Score	RPI	S	Opponent	Score	RPI	S	Opponent	Score
32	A	North Carolina	47 59	38	N	IUPUI	61 63	94	H	Wake Forest	53 40	170	A	Georgetown	47 45
												184	A	William & Mary	72 55
												187	A	Cincinnati	54 66
												197	H	UNCW	58 47
												291	N	Weber St.	64 36
												351	H	Longwood	84 55

LAST 12 Division I GAMES:															
32	A	North Carolina	47 59	187	A	Cincinnati	54 66	170	A	Georgetown	47 45	197	H	UNCW	58 47
351	H	Longwood	84 55	38	N	IUPUI	61 63	291	N	Weber St.	64 36	94	H	Wake Forest	53 40
184	A	William & Mary	72 55												

Non-Div I Games:

VCU

RPI 1-25				RPI 26-50				RPI 51-100				RPI 101+				Team's RPI: 258	
RPI	S	Opponent	Score	RPI	S	Opponent	Score	RPI	S	Opponent	Score	RPI	S	Opponent	Score		
								74	H	Toledo	59	65	111	H	Miami (OH)	47	68
													136	A	Illinois	54	73
													175	H	North Dakota	56	62
													215	A	Morehead St.	62	68
													218	A	UIC	65	75
													224	N	St. Francis Brooklyn	78	76
													229	H	Eastern Ill.	62	60
													325	A	Chicago St.	76	70
LAST 12 Division I GAMES:																	
				111	H	Miami (OH)	47	68	74	H	Toledo	59	65				
				229	H	Eastern Ill.	62	60	224	N	St. Francis Brooklyn	78	76				
				325	A	Chicago St.	76	70	215	A	Morehead St.	62	68				
									136	A	Illinois	54	73				
									175	H	North Dakota	56	62				
									218	A	UIC	65	75				

Val parai so

Average RPI	Win: 310	WON-LOST RECORD	WINNING PCT. RANK	LAST 10 GAMES	STRENGTH OF SCHEDULE	OPP. STRENGTH OF SCHEDULE	TEAM RPI	ADJ. RPI	CONF. RPI	ADJ CONF. RPI
Average RPI	Loss: 56									
DIV. I ONLY		4- 5	192	1- 0	82	182	153	153	5	5
DIV. I NON-CONF.		4- 5	192	1- 0	82	182	153	153	5	5

TOTALS	RPI 1-25		RPI 26-50		W-L RECORDS		RPI 51-100		RPI 101-150	RPI 150+
4- 5	0- 2		0- 0		OVERALL		0- 2		0- 1	4- 0
3- 1	0- 0		0- 0		HOME		0- 0		0- 1	3- 0
1- 3	0- 1		0- 0		AWAY		0- 2		0- 0	1- 0
0- 1	0- 1		0- 0		NEUTRAL		0- 0		0- 0	0- 0
4- 5	0- 2		0- 0		NON-CONFERENCE		0- 2		0- 1	4- 0
3- 1	0- 0		0- 0		HOME		0- 0		0- 1	3- 0
1- 3	0- 1		0- 0		AWAY		0- 2		0- 0	1- 0
0- 1	0- 1		0- 0		NEUTRAL		0- 0		0- 0	0- 0
0- 0	0- 0		0- 0		CONFERENCE		0- 0		0- 0	0- 0
0- 0	0- 0		0- 0		HOME		0- 0		0- 0	0- 0
0- 0	0- 0		0- 0		AWAY		0- 0		0- 0	0- 0
0- 0	0- 0		0- 0		NEUTRAL		0- 0		0- 0	0- 0

RPI 1-25				RPI 26-50				RPI 51-100				RPI 101+ Team's RPI: 153			
RPI	S	Opponent	Score	RPI	S	Opponent	Score	RPI	S	Opponent	Score	RPI	S	Opponent	Score
3	N	UConn	42 80					71	A	Middle Tenn.	58 65	105	H	North Ala.	71 74
4	A	NC State	54 74					95	A	Kansas St.	61 72	293	H	Tennessee St.	89 63
												296	A	Ball St.	60 43
												307	H	Presbyterian	78 43
												344	H	Austin Peay	99 70

LAST 12 Division I GAMES:															
296	A	Ball St.	60 43	344	H	Austin Peay	99 70								
95	A	Kansas St.	61 72	71	A	Middle Tenn.	58 65								
307	H	Presbyterian	78 43	105	H	North Ala.	71 74								
293	H	Tennessee St.	89 63												
3	N	UConn	42 80												
4	A	NC State	54 74												

Non-Div I Games:

Vanderbilt

Average RPI Win: 309		WON-LOST	WINNING	LAST 10	STRENGTH OF	OPP. STRENGTH	TEAM	ADJ.	CONF.	ADJ CONF.
Loss: 164		RECORD	PCT. RANK	GAMES	SCHEDULE	OF SCHEDULE	RPI	RPI	RPI	RPI
DIV. I ONLY		3- 5	218	0- 1	238	313	297	297	25	25
DIV. I NON-CONF.		3- 5	218	0- 1	238	313	297	297	25	25
TOTALS		RPI 1-25	RPI 26-50	W-L RECORDS		RPI 51-100	RPI 101-150	RPI 150+		
3- 5	0- 0		0- 0	OVERALL		0- 0	0- 3	3- 2		
2- 5	0- 0		0- 0	HOME		0- 0	0- 3	2- 2		
1- 0	0- 0		0- 0	AWAY		0- 0	0- 0	1- 0		
0- 0	0- 0		0- 0	NEUTRAL		0- 0	0- 0	0- 0		
3- 5	0- 0		0- 0	NON-CONFERENCE		0- 0	0- 3	3- 2		
2- 5	0- 0		0- 0	HOME		0- 0	0- 3	2- 2		
1- 0	0- 0		0- 0	AWAY		0- 0	0- 0	1- 0		
0- 0	0- 0		0- 0	NEUTRAL		0- 0	0- 0	0- 0		
0- 0	0- 0		0- 0	CONFERENCE		0- 0	0- 0	0- 0		
0- 0	0- 0		0- 0	HOME		0- 0	0- 0	0- 0		
0- 0	0- 0		0- 0	AWAY		0- 0	0- 0	0- 0		
0- 0	0- 0		0- 0	NEUTRAL		0- 0	0- 0	0- 0		

RPI 1-25				RPI 26-50				RPI 51-100				RPI 101+ Team's RPI: 297			
RPI	S	Opponent	Score	RPI	S	Opponent	Score	RPI	S	Opponent	Score	RPI	S	Opponent	Score
												107	H	Rhode Island	58 61
												137	H	Yale	55 58
												148	H	Drexel	44 60
												198	H	Holy Cross	40 65
												232	H	Dartmouth	42 66
												249	H	Rider	54 49
												336	H	Wagner	56 54
												341	A	NJIT	71 63
LAST 12 Division I GAMES:															
				198	H	Holy Cross	40 65			148	H	Drexel	44 60		
				336	H	Wagner	56 54			137	H	Yale	55 58		
				107	H	Rhode Island	58 61			341	A	NJIT	71 63		
				232	H	Dartmouth	42 66								
				249	H	Rider	54 49								

Non-Div I Games: Norw ich 78 28

Vermont

■ Loss, ■ Non-Conf, S Site, H Home A Away N Neutral

Average RPI	Win:	221	WON-LOST	WINNING	LAST 10	STRENGTH OF	OPP. STRENGTH	TEAM	ADJ.	CONF.	ADJ CONF.
Average RPI	Loss:	35	RECORD	PCT. RANK	GAMES	SCHEDULE	OF SCHEDULE	RPI	RPI	RPI	RPI
DIV. I ONLY		7- 2		51	1- 0	157	130	60	60	4	4
DIV. I NON-CONF.		7- 2		51	1- 0	157	130	60	60	4	4
<hr/>											
TOTALS	RPI 1-25		RPI 26-50		W-L RECORDS	RPI 51-100		RPI 101-150		RPI 150+	
7- 2	0- 0		0- 2		OVERALL	0- 0		0- 0		7- 0	
4- 0	0- 0		0- 0		HOME	0- 0		0- 0		4- 0	
3- 1	0- 0		0- 1		AWAY	0- 0		0- 0		3- 0	
0- 1	0- 0		0- 1		NEUTRAL	0- 0		0- 0		0- 0	
7- 2	0- 0		0- 2		NON-CONFERENCE	0- 0		0- 0		7- 0	
4- 0	0- 0		0- 0		HOME	0- 0		0- 0		4- 0	
3- 1	0- 0		0- 1		AWAY	0- 0		0- 0		3- 0	
0- 1	0- 0		0- 1		NEUTRAL	0- 0		0- 0		0- 0	
0- 0	0- 0		0- 0		CONFERENCE	0- 0		0- 0		0- 0	
0- 0	0- 0		0- 0		HOME	0- 0		0- 0		0- 0	
0- 0	0- 0		0- 0		AWAY	0- 0		0- 0		0- 0	
0- 0	0- 0		0- 0		NEUTRAL	0- 0		0- 0		0- 0	

RPI 1-25				RPI 26-50				RPI 51-100				RPI 101+			
RPI	S	Opponent	Score	RPI	S	Opponent	Score	RPI	S	Opponent	Score	RPI	S	Opponent	Score
33	A	UCF	56 71	37	N	Virginia Tech	59 61					156	A	Lehigh	70 48
												158	H	Hartford	59 41
												182	H	Princeton	67 46
												217	A	George Washington	60 45
												223	H	Temple	76 68
												302	H	La Salle	81 68
												306	A	Saint Joseph's	47 35
LAST 12 Division I GAMES:															
223	H	Temple	76 68	217	A	George Washington	60 45								
156	A	Lehigh	70 48	306	A	Saint Joseph's	47 35								
158	H	Hartford	59 41	182	H	Princeton	67 46								
				33	A	UCF	56 71								
				37	N	Virginia Tech	59 61								
				302	H	La Salle	81 68								

Non-Div I Games:

Villanova

Average RPI Loss: 67

DIV. I ONLY	4- 6	206	0- 1	47	90	149	149	1	1
DIV. I NON-CONF.	4- 6	206	0- 1	47	90	149	149	1	1
TOTALS	RPI 1-25	RPI 26-50	W-L RECORDS	RPI 51-100	RPI 101-150	RPI 150+			
4- 6	0- 2	1- 1	OVERALL	0- 2	1- 0	2- 1			
3- 4	0- 1	0- 0	HOME	0- 2	1- 0	2- 1			
1- 2	0- 1	1- 1	AWAY	0- 0	0- 0	0- 0			
0- 0	0- 0	0- 0	NEUTRAL	0- 0	0- 0	0- 0			
4- 6	0- 2	1- 1	NON-CONFERENCE	0- 2	1- 0	2- 1			
3- 4	0- 1	0- 0	HOME	0- 2	1- 0	2- 1			
1- 2	0- 1	1- 1	AWAY	0- 0	0- 0	0- 0			
0- 0	0- 0	0- 0	NEUTRAL	0- 0	0- 0	0- 0			
0- 0	0- 0	0- 0	CONFERENCE	0- 0	0- 0	0- 0			
0- 0	0- 0	0- 0	HOME	0- 0	0- 0	0- 0			
0- 0	0- 0	0- 0	AWAY	0- 0	0- 0	0- 0			
0- 0	0- 0	0- 0	NEUTRAL	0- 0	0- 0	0- 0			

RPI 1-25				RPI 26-50				RPI 51-100				RPI 101+				Team's RPI: 149	
RPI	S	Opponent	Score	RPI	S	Opponent	Score	RPI	S	Opponent	Score	RPI	S	Opponent	Score		
15	A	Kentucky	51 63	27	A	Old Dominion	73 67	52	H	Central Mich.	61 74	132	H	American	57 54		
22	H	Mississippi St.	44 72	31	A	Michigan St.	66 91	93	H	Radford	44 57	188	H	Saint Louis	65 67		
												261	H	Coppin St.	55 41		
												286	H	N.C. A&T	67 57		
LAST 12 Division I GAMES:																	
				93	H	Radford	44 57	188	H	Saint Louis	65 67						
				132	H	American	57 54	52	H	Central Mich.	61 74						
				261	H	Coppin St.	55 41	286	H	N.C. A&T	67 57						
				31	A	Michigan St.	66 91	27	A	Old Dominion	73 67						
								15	A	Kentucky	51 63						
								22	H	Mississippi St.	44 72						

Non-Div l Games:

Vi rgi ni a

Average RPI Win: 186 WON-LOST RECORD WINNING PCT. RANK LAST 10 GAMES STRENGTH OF SCHEDULE OPP. STRENGTH OF SCHEDULE TEAM RPI ADJ. RPI CONF. RPI ADJ CONF. RPI

DIV. I ONLY	9- 0	1	1- 0	228	138	37	37	1	1
DIV. I NON-CONF.	9- 0	1	1- 0	228	138	37	37	1	1
TOTALS	RPI 1-25	RPI 26-50	W-L RECORDS	RPI 51-100	RPI 101-150	RPI 150+			
9- 0	0- 0	0- 0	OVERALL	4- 0	0- 0	5- 0			
6- 0	0- 0	0- 0	HOME	3- 0	0- 0	3- 0			
1- 0	0- 0	0- 0	AWAY	0- 0	0- 0	1- 0			
2- 0	0- 0	0- 0	NEUTRAL	1- 0	0- 0	1- 0			
9- 0	0- 0	0- 0	NON-CONFERENCE	4- 0	0- 0	5- 0			
6- 0	0- 0	0- 0	HOME	3- 0	0- 0	3- 0			
1- 0	0- 0	0- 0	AWAY	0- 0	0- 0	1- 0			
2- 0	0- 0	0- 0	NEUTRAL	1- 0	0- 0	1- 0			
0- 0	0- 0	0- 0	CONFERENCE	0- 0	0- 0	0- 0			
0- 0	0- 0	0- 0	HOME	0- 0	0- 0	0- 0			
0- 0	0- 0	0- 0	AWAY	0- 0	0- 0	0- 0			
0- 0	0- 0	0- 0	NEUTRAL	0- 0	0- 0	0- 0			

RPI 1-25				RPI 26-50				Team's RPI : 37				RPI 51-100				RPI 101+			
RPI	S	Opponent	Score	RPI	S	Opponent	Score	RPI	S	Opponent	Score	RPI	S	Opponent	Score	RPI	S	Opponent	Score
								60	N	Villanova	61 59	168	H	Monmouth	82 49				
								90	H	Chattanooga	74 59	257	H	Ga. Southern	78 49				
								93	H	Radford	55 44	288	N	Richmond	85 57				
								98	H	Rutgers	67 51	300	A	Liberty	72 61				
												324	H	USC Upstate	96 45				
LAST 12 Division I GAMES:																			
				93	H	Radford	55 44	300	A	Liberty	72 61								
				98	H	Rutgers	67 51	257	H	Ga. Southern	78 49								
				288	N	Richmond	85 57	324	H	USC Upstate	96 45								
				60	N	Villanova	61 59												
				90	H	Chattanooga	74 59												
				168	H	Monmouth	82 49												

Non-Div I Games:

Virginia Tech

Average RPI Win: 351
Average RPI Loss: 236

WON-LOST
RECORD

WINNING
PCT. RANK

LAST 10
GAMES

STRENGTH OF
SCHEDULE

OPP. STRENGTH
OF SCHEDULE

TEAM
RPI

ADJ.
RPI

CONF.
RPI

ADJ CONF.
RPI

DIV. I ONLY	1- 8	317	0- 1	284	339	336	336	31	31
DIV. I NON-CONF.	1- 8	317	0- 1	284	339	336	336	31	31

TOTALS	RPI 1-25	RPI 26-50	W-L RECORDS	RPI 51-100	RPI 101-150	RPI 150+			
1- 8	0- 0	0- 0	OVERALL	0- 0	0- 2	1- 6			
0- 3	0- 0	0- 0	HOME	0- 0	0- 1	0- 2			
1- 4	0- 0	0- 0	AWAY	0- 0	0- 1	1- 3			
0- 1	0- 0	0- 0	NEUTRAL	0- 0	0- 0	0- 1			
1- 8	0- 0	0- 0	NON-CONFERENCE	0- 0	0- 2	1- 6			
0- 3	0- 0	0- 0	HOME	0- 0	0- 1	0- 2			
1- 4	0- 0	0- 0	AWAY	0- 0	0- 1	1- 3			
0- 1	0- 0	0- 0	NEUTRAL	0- 0	0- 0	0- 1			
0- 0	0- 0	0- 0	CONFERENCE	0- 0	0- 0	0- 0			
0- 0	0- 0	0- 0	HOME	0- 0	0- 0	0- 0			
0- 0	0- 0	0- 0	AWAY	0- 0	0- 0	0- 0			
0- 0	0- 0	0- 0	NEUTRAL	0- 0	0- 0	0- 0			

RPI 1-25				RPI 26-50				RPI 51-100				RPI 101+				Team's RPI: 336
RPI	S	Opponent	Score	RPI	S	Opponent	Score	RPI	S	Opponent	Score	RPI	S	Opponent	Score	
												114	A	Seton Hall I	40	95
												137	H	Yale	41	74
												155	A	Fordham	59	80
												282	A	Saint Peter's	57	69
												290	N	Siena	71	74
												294	H	Army West Point	46	61
												297	A	Vermont	54	56
												317	H	Lafayette	43	66
												351	A	Longwood	86	60

LAST 12 Division I GAMES:																
				137	H	Yale	41	74				290	N	Siena	71	74
				297	A	Vermont	54	56				294	H	Army West Point	46	61
				317	H	Lafayette	43	66				282	A	Saint Peter's	57	69
				351	A	Longwood	86	60								
				155	A	Fordham	59	80								
				114	A	Seton Hall I	40	95								

Non-Div I Games:

Wagner

Average RPI Win:	184	WON-LOST	WINNING	LAST 10	STRENGTH OF	OPP. STRENGTH	TEAM	ADJ.	CONF.	ADJ CONF.
Average RPI Loss:	83	RECORD	PCT. RANK	GAMES	SCHEDULE	OF SCHEDULE	RPI	RPI	RPI	RPI
DIV. I ONLY	6- 4	126	1- 0	51	168	94	94	1	1	
DIV. I NON-CONF.	6- 4	126	1- 0	51	168	94	94	1	1	

TOTALS	RPI 1-25	RPI 26-50	W-L RECORDS	RPI 51-100	RPI 101-150	RPI 150+				
6- 4	0- 1	0- 0	OVERALL	2- 2	1- 0	3- 1				
5- 2	0- 1	0- 0	HOME	1- 1	1- 0	3- 0				
1- 2	0- 0	0- 0	AWAY	1- 1	0- 0	0- 1				
0- 0	0- 0	0- 0	NEUTRAL	0- 0	0- 0	0- 0				
6- 4	0- 1	0- 0	NON-CONFERENCE	2- 2	1- 0	3- 1				
5- 2	0- 1	0- 0	HOME	1- 1	1- 0	3- 0				
1- 2	0- 0	0- 0	AWAY	1- 1	0- 0	0- 1				
0- 0	0- 0	0- 0	NEUTRAL	0- 0	0- 0	0- 0				
0- 0	0- 0	0- 0	CONFERENCE	0- 0	0- 0	0- 0				
0- 0	0- 0	0- 0	HOME	0- 0	0- 0	0- 0				
0- 0	0- 0	0- 0	AWAY	0- 0	0- 0	0- 0				
0- 0	0- 0	0- 0	NEUTRAL	0- 0	0- 0	0- 0				

RPI 1-25				RPI 26-50				RPI 51-100 Team's RPI: 94				RPI 101+			
RPI	S	Opponent	Score	RPI	S	Opponent	Score	RPI	S	Opponent	Score	RPI	S	Opponent	Score
19	H	Indiana	73 87					59	H	Xavier	50 62	143	H	Mercer	69 54
								68	H	St. John's (NY)	64 59	173	A	East Carol i na	61 70
								80	A	Charlotte	69 43	191	H	Towson	60 53
								81	A	VCU	40 53	288	H	Ri chmond	62 48
												333	H	UMES	78 67
LAST 12 Division I GAMES:															
81	A	VCU	40 53	333	H	UMES	78 67	80	A	Charlotte	69 43				
288	H	Ri chmond	62 48	68	H	St. John's (NY)	64 59	19	H	Indiana	73 87				
143	H	Mercer	69 54	173	A	East Carol i na	61 70	59	H	Xavi er	50 62				
191	H	Towson	60 53												

Non-Div I Games:

Wake Forest

Average RPI	Win:	148	WON-LOST	WINNING	LAST 10	STRENGTH OF	OPP. STRENGTH	TEAM	ADJ.	CONF.	ADJ CONF.
Average RPI	Loss:	76	RECORD	PCT. RANK	GAMES	SCHEDULE	OF SCHEDULE	RPI	RPI	RPI	RPI
DIV. I ONLY		6- 3		98	0- 1	86	74	63	63	2	2
DIV. I NON-CONF.		6- 3		98	0- 1	86	74	63	63	2	2

TOTALS	RPI 1-25		RPI 26-50		W-L RECORDS	RPI 51-100		RPI 101-150		RPI 150+	
6- 3	0- 0		1- 2		OVERALL	1- 0		1- 0		3- 1	
4- 0	0- 0		0- 0		HOME	1- 0		1- 0		2- 0	
1- 1	0- 0		0- 1		AWAY	0- 0		0- 0		1- 0	
1- 2	0- 0		1- 1		NEUTRAL	0- 0		0- 0		0- 1	
6- 3	0- 0		1- 2		NON-CONFERENCE	1- 0		1- 0		3- 1	
4- 0	0- 0		0- 0		HOME	1- 0		1- 0		2- 0	
1- 1	0- 0		0- 1		AWAY	0- 0		0- 0		1- 0	
1- 2	0- 0		1- 1		NEUTRAL	0- 0		0- 0		0- 1	
0- 0	0- 0		0- 0		CONFERENCE	0- 0		0- 0		0- 0	
0- 0	0- 0		0- 0		HOME	0- 0		0- 0		0- 0	
0- 0	0- 0		0- 0		AWAY	0- 0		0- 0		0- 0	
0- 0	0- 0		0- 0		NEUTRAL	0- 0		0- 0		0- 0	

RPI	S	Opponent	Score	RPI	S	Opponent	Score	RPI	S	Opponent	Score	RPI	S	Opponent	Score
				29	A	Tulane	51 63	92	H	Ohio St.	69 59	141	H	Northern Ari z.	81 59
				44	N	Michigan	73 80					155	N	Fordham	57 65
				45	N	Duke	71 64					166	H	George Mason	81 52
												193	H	Cal St. Fullerton	83 74
												252	A	Seattle U	69 58

Team's RPI: 63															
LAST 12 Division I GAMES:															
				44	N	Michigan	73 80	92	H	Ohio St.	69 59	166	H	George Mason	81 52
				155	N	Fordham	57 65	252	A	Seattle U	69 58	45	N	Duke	71 64
				193	H	Cal St. Fullerton	83 74	29	A	Tulane	51 63	141	H	Northern Ari z.	81 59

Non-Div I Games:

Washington

Average RPI Win: 180		WON-LOST	WINNING	LAST 10	STRENGTH OF		OPP. STRENGTH	TEAM	ADJ.	CONF.	ADJ CONF.
Loss: 78		RECORD	PCT. RANK	GAMES	SCHEDULE		OF SCHEDULE	RPI	RPI	RPI	RPI
DIV. I ONLY		4- 5	192	1- 0	107		93	185	185	2	2
DIV. I NON-CONF.		4- 5	192	1- 0	107		93	185	185	2	2
TOTALS		RPI 1-25	RPI 26-50		W-L RECORDS		RPI 51-100	RPI 101-150	RPI 150+		
4- 5	0- 1	0- 1		OVERALL		0- 1	2- 2	2- 0			
3- 3	0- 0	0- 1		HOME		0- 1	2- 1	1- 0			
0- 2	0- 1	0- 0		AWAY		0- 0	0- 1	0- 0			
1- 0	0- 0	0- 0		NEUTRAL		0- 0	0- 0	1- 0			
4- 5	0- 1	0- 1		NON-CONFERENCE		0- 1	2- 2	2- 0			
3- 3	0- 0	0- 1		HOME		0- 1	2- 1	1- 0			
0- 2	0- 1	0- 0		AWAY		0- 0	0- 1	0- 0			
1- 0	0- 0	0- 0		NEUTRAL		0- 0	0- 0	1- 0			
0- 0	0- 0	0- 0		CONFERENCE		0- 0	0- 0	0- 0			
0- 0	0- 0	0- 0		HOME		0- 0	0- 0	0- 0			
0- 0	0- 0	0- 0		AWAY		0- 0	0- 0	0- 0			
0- 0	0- 0	0- 0		NEUTRAL		0- 0	0- 0	0- 0			

RPI 1-25				RPI 26-50				RPI 51-100				RPI 101+ Team's RPI: 185			
RPI	S	Opponent	Score	RPI	S	Opponent	Score	RPI	S	Opponent	Score	RPI	S	Opponent	Score
16	A	Gonzaga	53 76	43	H	Saint Mary' s (CA)	64 70	91	H	Utah St.	61 72	113	H	UC Davi s	62 75
												117	H	Boi se St.	95 71
												121	H	Nebraska	87 84
												128	A	CSUN	52 65
												240	N	Jacksonville St.	64 51
												242	H	San Franci sco	91 61
LAST 12 Division I GAMES:															
240	N	Jacksonville St.	64 51	113	H	UC Davi s	62 75								
16	A	Gonzaga	53 76	121	H	Nebraska	87 84								
117	H	Boi se St.	95 71	43	H	Saint Mary' s (CA)	64 70								
242	H	San Franci sco	91 61	91	H	Utah St.	61 72								
128	A	CSUN	52 65												

Non-Div I Games:

Washington St.

Average RPI Win:	309	WON-LOST	WINNING	LAST 10	STRENGTH OF	OPP. STRENGTH	TEAM	ADJ.	CONF.	ADJ CONF.
Average RPI Loss:	144	RECORD	PCT. RANK	GAMES	SCHEDULE	OF SCHEDULE	RPI	RPI	RPI	RPI

DIV. I ONLY	2- 4	238	0- 0	299	176	291	291	11	11
DIV. I NON-CONF.	2- 4	238	0- 0	299	176	291	291	11	11

TOTALS	RPI 1-25	RPI 26-50	W-L RECORDS	RPI 51-100	RPI 101-150	RPI 150+			
2- 4	0- 0	0- 0	OVERALL	0- 2	0- 1	2- 1			
1- 1	0- 0	0- 0	HOME	0- 1	0- 0	1- 0			
1- 2	0- 0	0- 0	AWAY	0- 0	0- 1	1- 1			
0- 1	0- 0	0- 0	NEUTRAL	0- 1	0- 0	0- 0			
2- 4	0- 0	0- 0	NON-CONFERENCE	0- 2	0- 1	2- 1			
1- 1	0- 0	0- 0	HOME	0- 1	0- 0	1- 0			
1- 2	0- 0	0- 0	AWAY	0- 0	0- 1	1- 1			
0- 1	0- 0	0- 0	NEUTRAL	0- 1	0- 0	0- 0			
0- 0	0- 0	0- 0	CONFERENCE	0- 0	0- 0	0- 0			
0- 0	0- 0	0- 0	HOME	0- 0	0- 0	0- 0			
0- 0	0- 0	0- 0	AWAY	0- 0	0- 0	0- 0			
0- 0	0- 0	0- 0	NEUTRAL	0- 0	0- 0	0- 0			

RPI 1-25				RPI 26-50				RPI 51-100				RPI 101+ Team's RPI: 291			
RPI	S	Opponent	Score	RPI	S	Opponent	Score	RPI	S	Opponent	Score	RPI	S	Opponent	Score
								61	H	Portland	73 89	139	A	Pepperdine	47 68
								81	N	VCU	36 64	292	A	Incarnate Word	72 64
												295	A	UTSA	59 66
												326	H	UTEP	68 63

Average RPI	Win:	252	WON-LOST	WINNING	LAST 10	STRENGTH OF	OPP. STRENGTH	TEAM	ADJ.	CONF.	ADJ CONF.
Average RPI	Loss:	51	RECORD	PCT. RANK	GAMES	SCHEDULE	OF SCHEDULE	RPI	RPI	RPI	RPI
DIV. I ONLY		5- 2		81	1- 0	312	83	209	209	6	6
DIV. I NON-CONF.		5- 2		81	1- 0	312	83	209	209	6	6

TOTALS	RPI 1-25		RPI 26-50		W-L RECORDS	RPI 51-100		RPI 101-150		RPI 150+	
5- 2	0- 1		0- 0		OVERALL	0- 1		1- 0		4- 0	
3- 1	0- 0		0- 0		HOME	0- 1		0- 0		3- 0	
1- 0	0- 0		0- 0		AWAY	0- 0		1- 0		0- 0	
1- 1	0- 1		0- 0		NEUTRAL	0- 0		0- 0		1- 0	
5- 2	0- 1		0- 0		NON-CONFERENCE	0- 1		1- 0		4- 0	
3- 1	0- 0		0- 0		HOME	0- 1		0- 0		3- 0	
1- 0	0- 0		0- 0		AWAY	0- 0		1- 0		0- 0	
1- 1	0- 1		0- 0		NEUTRAL	0- 0		0- 0		1- 0	
0- 0	0- 0		0- 0		CONFERENCE	0- 0		0- 0		0- 0	
0- 0	0- 0		0- 0		HOME	0- 0		0- 0		0- 0	
0- 0	0- 0		0- 0		AWAY	0- 0		0- 0		0- 0	
0- 0	0- 0		0- 0		NEUTRAL	0- 0		0- 0		0- 0	

RPI 1-25				RPI 26-50				RPI 51-100				RPI 101+ Team's RPI: 209			
RPI	S	Opponent	Score	RPI	S	Opponent	Score	RPI	S	Opponent	Score	RPI	S	Opponent	Score
24	N	Iowa	81 84					77	H	Missouri	51 68	129	A	Pittsburgh	77 43
												261	H	Coppin St.	78 37
												262	N	Eastern Ky.	81 39
												269	H	Bryant	94 48
												341	H	NJIT	95 50

LAST 12 Division I GAMES:															
262	N	Eastern Ky.	81 39	77	H	Missouri	51 68	24	N	Iowa	81 84	269	H	Bryant	94 48
129	A	Pittsburgh	77 43					341	H	NJIT	95 50	261	H	Coppin St.	78 37

Non-Div I Games:

West Virginia

Average RPI Win:	324	WON-LOST	WINNING	LAST 10	STRENGTH OF	OPP. STRENGTH	TEAM	ADJ.	CONF.	ADJ CONF.
Average RPI Loss:	181	RECORD	PCT. RANK	GAMES	SCHEDULE	OF SCHEDULE	RPI	RPI	RPI	RPI
DIV. I ONLY	1- 8	317	1- 0	204	333	327	327	24	24	
DIV. I NON-CONF.	1- 8	317	1- 0	204	333	327	327	24	24	

TOTALS	RPI 1-25	RPI 26-50	W-L RECORDS	RPI 51-100	RPI 101-150	RPI 150+				
1- 8	0- 0	0- 0	OVERALL	0- 2	0- 1	1- 5				
1- 3	0- 0	0- 0	HOME	0- 0	0- 1	1- 2				
0- 5	0- 0	0- 0	AWAY	0- 2	0- 0	0- 3				
0- 0	0- 0	0- 0	NEUTRAL	0- 0	0- 0	0- 0				
1- 8	0- 0	0- 0	NON-CONFERENCE	0- 2	0- 1	1- 5				
1- 3	0- 0	0- 0	HOME	0- 0	0- 1	1- 2				
0- 5	0- 0	0- 0	AWAY	0- 2	0- 0	0- 3				
0- 0	0- 0	0- 0	NEUTRAL	0- 0	0- 0	0- 0				
0- 0	0- 0	0- 0	CONFERENCE	0- 0	0- 0	0- 0				
0- 0	0- 0	0- 0	HOME	0- 0	0- 0	0- 0				
0- 0	0- 0	0- 0	AWAY	0- 0	0- 0	0- 0				
0- 0	0- 0	0- 0	NEUTRAL	0- 0	0- 0	0- 0				

RPI 1-25				RPI 26-50				RPI 51-100				RPI 101+				Team's RPI : 327	
RPI	S	Opponent	Score	RPI	S	Opponent	Score	RPI	S	Opponent	Score	RPI	S	Opponent	Score		
								69	A	Georgia Tech	49	84	105	H	North Ala.	66	89
								85	A	Tennessee Tech	58	77	164	A	UNC Asheville	49	74
													189	H	Campbell	37	63
													207	A	Coastal Caro.	59	77
													286	H	N.C. A&T	51	69
													324	H	USC Upstate	68	64
													341	A	NJIT	71	79

LAST 12 Division I GAMES:																	
				286	H	N.C. A&T	51	69	324	H	USC Upstate	68	64				
				105	H	North Ala.	66	89	189	H	Campbell	37	63				
				341	A	NJIT	71	79	207	A	Coastal Caro.	59	77				
				85	A	Tennessee Tech	58	77									
				164	A	UNC Asheville	49	74									
				69	A	Georgia Tech	49	84									

Non-Div I Games: Young Harris 63 54

Western Caro.

Average RPI Win: 344		WON-LOST	WINNING	LAST 10	STRENGTH OF		OPP. STRENGTH	TEAM	ADJ.	CONF.	ADJ CONF.
Average RPI Loss: 110		RECORD	PCT. RANK	GAMES	SCHEDULE		OF SCHEDULE	RPI	RPI	RPI	RPI
DIV. I ONLY		1- 8	317	0- 1	48		245	251	251	12	12
DIV. I NON-CONF.		1- 8	317	0- 1	48		245	251	251	12	12
<hr/>											
TOTALS		RPI 1-25		RPI 26-50	W-L RECORDS		RPI 51-100	RPI 101-150		RPI 150+	
1- 8		0- 1		0- 0	OVERALL		0- 3	0- 2		1- 2	
1- 2		0- 1		0- 0	HOME		0- 1	0- 0		1- 0	
0- 4		0- 0		0- 0	AWAY		0- 2	0- 1		0- 1	
0- 2		0- 0		0- 0	NEUTRAL		0- 0	0- 1		0- 1	
1- 8		0- 1		0- 0	NON-CONFERENCE		0- 3	0- 2		1- 2	
1- 2		0- 1		0- 0	HOME		0- 1	0- 0		1- 0	
0- 4		0- 0		0- 0	AWAY		0- 2	0- 1		0- 1	
0- 2		0- 0		0- 0	NEUTRAL		0- 0	0- 1		0- 1	
0- 0		0- 0		0- 0	CONFERENCE		0- 0	0- 0		0- 0	
0- 0		0- 0		0- 0	HOME		0- 0	0- 0		0- 0	
0- 0		0- 0		0- 0	AWAY		0- 0	0- 0		0- 0	
0- 0		0- 0		0- 0	NEUTRAL		0- 0	0- 0		0- 0	

RPI 1-25				RPI 26-50				RPI 51-100				RPI 101+ Team's RPI: 251			
RPI	S	Opponent	Score	RPI	S	Opponent	Score	RPI	S	Opponent	Score	RPI	S	Opponent	Score
9	H	Drake	71 98					65	A	Purdue	60 81	112	A	Bradley	68 82
								67	A	Butler	51 92	122	N	Northern Ill.	61 86
								77	H	Missouri	64 89	199	A	Southeast Mo. St.	71 81
												229	N	Eastern Ill.	62 64
												344	H	Austin Peay	77 72
LAST 12 Division I GAMES:															
199	A	Southeast Mo. St.	71 81	122	N	Northern Ill.	61 86								
67	A	Butler	51 92	229	N	Eastern Ill.	62 64								
65	A	Purdue	60 81	112	A	Bradley	68 82								
9	H	Drake	71 98	344	H	Austin Peay	77 72								
77	H	Missouri	64 89												

Non-Div I Games: MacMurray 136 39 William Woods 81 73

Western Ill.

Average RPI Win: 241		WON-LOST		WINNING		LAST 10		STRENGTH OF		OPP. STRENGTH		TEAM		ADJ.		CONF.		ADJ CONF.	
Average RPI Loss: 55		RECORD		PCT. RANK		GAMES		SCHEDULE		OF SCHEDULE		RPI		RPI		RPI		RPI	
DIV. I ONLY		4- 6		206		0- 1		93		79		160		160		18		18	
DIV. I NON-CONF.		4- 6		206		0- 1		93		79		160		160		18		18	

TOTALS		RPI 1-25		RPI 26-50		W-L RECORDS		RPI 51-100		RPI 101-150		RPI 150+							
4- 6		0- 3		0- 0		OVERALL		0- 2		0- 0		4- 1							
2- 2		0- 2		0- 0		HOME		0- 0		0- 0		2- 0							
1- 2		0- 0		0- 0		AWAY		0- 1		0- 0		1- 1							
1- 2		0- 1		0- 0		NEUTRAL		0- 1		0- 0		1- 0							
4- 6		0- 3		0- 0		NON-CONFERENCE		0- 2		0- 0		4- 1							
2- 2		0- 2		0- 0		HOME		0- 0		0- 0		2- 0							
1- 2		0- 0		0- 0		AWAY		0- 1		0- 0		1- 1							
1- 2		0- 1		0- 0		NEUTRAL		0- 1		0- 0		1- 0							
0- 0		0- 0		0- 0		CONFERENCE		0- 0		0- 0		0- 0							
0- 0		0- 0		0- 0		HOME		0- 0		0- 0		0- 0							
0- 0		0- 0		0- 0		AWAY		0- 0		0- 0		0- 0							
0- 0		0- 0		0- 0		NEUTRAL		0- 0		0- 0		0- 0							

RPI 1-25				RPI 26-50				RPI 51-100				RPI 101+ Team's RPI: 160			
RPI	S	Opponent	Score	RPI	S	Opponent	Score	RPI	S	Opponent	Score	RPI	S	Opponent	Score
5	H	Louisville	80 102					52	A	Central Mich.	90 108	162	H	Southern Ill.	83 76
16	N	Gonzaga	55 76					54	N	Oregon St.	60 74	176	A	Little Rock	68 56
24	H	Iowa	67 104									179	A	Oklahoma	83 90
												285	N	ETSU	82 68
												339	H	Morgan St.	90 43

LAST 12 Division I GAMES:															
16	N	Gonzaga	55 76	285	N	ETSU	82 68	176	A	Little Rock	68 56	339	H	Morgan St.	90 43
24	H	Iowa	67 104	179	A	Oklahoma	83 90	54	N	Oregon St.	60 74	162	H	Southern Ill.	83 76
5	H	Louisville	80 102	52	A	Central Mich.	90 108								

Non-Div I Games: Bel Air mi ne 95 57

Western Ky.

Average RPI Win: 288		WON-LOST		WINNING		LAST 10		STRENGTH OF		OPP. STRENGTH		TEAM		ADJ.		CONF.		ADJ CONF.	
Average RPI Loss: 150		RECORD		PCT. RANK		GAMES		SCHEDULE		OF SCHEDULE		RPI		RPI		RPI		RPI	
DIV. I ONLY		3- 4		201		1- 0		333		120		319		319		10		10	
DIV. I NON-CONF.		3- 4		201		1- 0		333		120		319		319		10		10	
TOTALS		RPI 1-25		RPI 26-50		W-L RECORDS		RPI 51-100		RPI 101-150		RPI 150+							
3- 4		0- 0		0- 1		OVERALL		0- 0		0- 1		3- 2							
2- 3		0- 0		0- 1		HOME		0- 0		0- 1		2- 1							
1- 1		0- 0		0- 0		AWAY		0- 0		0- 0		1- 1							
0- 0		0- 0		0- 0		NEUTRAL		0- 0		0- 0		0- 0							
3- 4		0- 0		0- 1		NON-CONFERENCE		0- 0		0- 1		3- 2							
2- 3		0- 0		0- 1		HOME		0- 0		0- 1		2- 1							
1- 1		0- 0		0- 0		AWAY		0- 0		0- 0		1- 1							
0- 0		0- 0		0- 0		NEUTRAL		0- 0		0- 0		0- 0							
0- 0		0- 0		0- 0		CONFERENCE		0- 0		0- 0		0- 0							
0- 0		0- 0		0- 0		HOME		0- 0		0- 0		0- 0							
0- 0		0- 0		0- 0		AWAY		0- 0		0- 0		0- 0							
0- 0		0- 0		0- 0		NEUTRAL		0- 0		0- 0		0- 0							

RPI 1-25				RPI 26-50				RPI 51-100				RPI 101+ Team's RPI: 319			
RPI	S	Opponent	Score	RPI	S	Opponent	Score	RPI	S	Opponent	Score	RPI	S	Opponent	Score
				44	H	Michigan	42 79					147	H	New Mexico St.	54 66
												171	H	Loyola Chicago	53 64
												236	A	Ole Miss	66 69
												262	H	Eastern Ky.	64 53
												281	A	Detroit Mercy	54 44
												321	H	Purdue Fort Wayne	69 61

LAST 12 Division I GAMES:															
				281	A	Detroit Mercy	54 44	236	A	Ole Miss	66 69				
				171	H	Loyola Chicago	53 64	44	H	Michigan	42 79				
				262	H	Eastern Ky.	64 53	147	H	New Mexico St.	54 66				
								321	H	Purdue Fort Wayne	69 61				

Non-Div I Games:

Western Mich.

Average RPI	Win: 190	WON-LOST	WINNING	LAST 10	STRENGTH OF	OPP. STRENGTH	TEAM	ADJ.	CONF.	ADJ CONF.
Average RPI	Loss: 78	RECORD	PCT. RANK	GAMES	SCHEDULE	OF SCHEDULE	RPI	RPI	RPI	RPI
DIV. I ONLY	5- 4	145	0- 1	252	30	234	234	8	8	
DIV. I NON-CONF.	5- 4	145	0- 1	252	30	234	234	8	8	

TOTALS	RPI 1-25	RPI 26-50	W-L RECORDS	RPI 51-100	RPI 101-150	RPI 150+				
5- 4	0- 1	0- 0	OVERALL	0- 2	2- 1	3- 0				
5- 3	0- 0	0- 0	HOME	0- 2	2- 1	3- 0				
0- 0	0- 0	0- 0	AWAY	0- 0	0- 0	0- 0				
0- 1	0- 1	0- 0	NEUTRAL	0- 0	0- 0	0- 0				
5- 4	0- 1	0- 0	NON-CONFERENCE	0- 2	2- 1	3- 0				
5- 3	0- 0	0- 0	HOME	0- 2	2- 1	3- 0				
0- 0	0- 0	0- 0	AWAY	0- 0	0- 0	0- 0				
0- 1	0- 1	0- 0	NEUTRAL	0- 0	0- 0	0- 0				
0- 0	0- 0	0- 0	CONFERENCE	0- 0	0- 0	0- 0				
0- 0	0- 0	0- 0	HOME	0- 0	0- 0	0- 0				
0- 0	0- 0	0- 0	AWAY	0- 0	0- 0	0- 0				
0- 0	0- 0	0- 0	NEUTRAL	0- 0	0- 0	0- 0				

RPI 1-25				RPI 26-50				RPI 51-100				RPI 101+				Team's RPI: 234
RPI	S	Opponent	Score	RPI	S	Opponent	Score	RPI	S	Opponent	Score	RPI	S	Opponent	Score	
18	N	South Dakota	64 73					85	H	Tennessee Tech	45 55	110	H	Creighton	71 83	
								97	H	Oklahoma St.	47 60	119	H	Louisiana Tech	70 56	
												131	H	Sam Houston St.	63 55	
												161	H	Ark. -Pine Bluff	76 39	
												238	H	Missouri St.	63 60	
												303	H	Houston Baptist	68 50	

LAST 12 Division I GAMES:																
				97	H	Oklahoma St.	47 60	110	H	Creighton	71 83					
				119	H	Louisiana Tech	70 56	85	H	Tennessee Tech	45 55					
				18	N	South Dakota	64 73	161	H	Ark. -Pine Bluff	76 39					
				303	H	Houston Baptist	68 50									
				131	H	Sam Houston St.	63 55									
				238	H	Missouri St.	63 60									

Non-Div I Games:

Wichita St.

Average RPI Win:	261	WON-LOST	WINNING	LAST 10	STRENGTH OF	OPP. STRENGTH	TEAM	ADJ.	CONF.	ADJ CONF.
Average RPI Loss:	145	RECORD	PCT. RANK	GAMES	SCHEDULE	OF SCHEDULE	RPI	RPI	RPI	RPI
DIV. I ONLY	5- 4	145	0- 1	240	220	184	184	13	13	
DIV. I NON-CONF.	5- 4	145	0- 1	240	220	184	184	13	13	

TOTALS	RPI 1-25	RPI 26-50	W-L RECORDS	RPI 51-100	RPI 101-150	RPI 150+				
5- 4	0- 0	0- 1	OVERALL	0- 1	0- 0	5- 2				
3- 1	0- 0	0- 0	HOME	0- 1	0- 0	3- 0				
2- 3	0- 0	0- 1	AWAY	0- 0	0- 0	2- 2				
0- 0	0- 0	0- 0	NEUTRAL	0- 0	0- 0	0- 0				
5- 4	0- 0	0- 1	NON-CONFERENCE	0- 1	0- 0	5- 2				
3- 1	0- 0	0- 0	HOME	0- 1	0- 0	3- 0				
2- 3	0- 0	0- 1	AWAY	0- 0	0- 0	2- 2				
0- 0	0- 0	0- 0	NEUTRAL	0- 0	0- 0	0- 0				
0- 0	0- 0	0- 0	CONFERENCE	0- 0	0- 0	0- 0				
0- 0	0- 0	0- 0	HOME	0- 0	0- 0	0- 0				
0- 0	0- 0	0- 0	AWAY	0- 0	0- 0	0- 0				
0- 0	0- 0	0- 0	NEUTRAL	0- 0	0- 0	0- 0				

RPI	S	Opponent	Score	RPI	S	Opponent	Score	RPI	S	Opponent	Score	RPI	S	Opponent	Score
27	A	Old Domini on	69 83	81	H	VCU	55 72	158	A	Hartford	45 50	173	H	East Caroli na	63 43
								260	A	Fai rfi eld	60 54	273	H	Howard	88 75
								288	H	Ri chmond	65 55	311	A	Loyol a Maryl and	65 49
								312	A	Davi dson	65 76				
LAST 12 Divi sion I GAMES:															
312	A	Davi dson	65 76	27	A	Old Domini on	69 83	288	H	Ri chmond	65 55	260	A	Fai rfi eld	60 54
311	A	Loyol a Maryl and	65 49					158	A	Hartford	45 50	173	H	East Caroli na	63 43
273	H	Howard	88 75												
81	H	VCU	55 72												

Non-Div I Games:

William & Mary

W
i
n
t
h
r
o
p

Winthrop				Through Games Of Dec. 10, 2018							
Average RPI	Win:	292	WON-LOST	WINNING	LAST 10	STRENGTH OF	OPP. STRENGTH	TEAM	ADJ.	CONF.	ADJ CONF.
Average RPI	Loss:	148	RECORD	PCT. RANK	GAMES	SCHEDULE	OF SCHEDULE	RPI	RPI	RPI	RPI
DIV. I ONLY			4- 4	159	1- 0	233	305	183	183	29	29
DIV. I NON-CONF.			4- 4	159	1- 0	233	305	183	183	29	29

TOTALS		RPI 1-25		RPI 26-50		W-L RECORDS		RPI 51-100	RPI 101-150	RPI 150+	
4- 4		0- 0		0- 0		OVERALL		0- 0	0- 3	4- 1	
2- 0		0- 0		0- 0		HOME		0- 0	0- 0	2- 0	
2- 4		0- 0		0- 0		AWAY		0- 0	0- 3	2- 1	
0- 0		0- 0		0- 0		NEUTRAL		0- 0	0- 0	0- 0	
4- 4		0- 0		0- 0		NON-CONFERENCE		0- 0	0- 3	4- 1	
2- 0		0- 0		0- 0		HOME		0- 0	0- 0	2- 0	
2- 4		0- 0		0- 0		AWAY		0- 0	0- 3	2- 1	
0- 0		0- 0		0- 0		NEUTRAL		0- 0	0- 0	0- 0	
0- 0		0- 0		0- 0		CONFERENCE		0- 0	0- 0	0- 0	
0- 0		0- 0		0- 0		HOME		0- 0	0- 0	0- 0	
0- 0		0- 0		0- 0		AWAY		0- 0	0- 0	0- 0	
0- 0		0- 0		0- 0		NEUTRAL		0- 0	0- 0	0- 0	

RPI 1-25				RPI 26-50				RPI 51-100				RPI 101+ Team's RPI: 183			
RPI	S	Opponent	Score	RPI	S	Opponent	Score	RPI	S	Opponent	Score	RPI	S	Opponent	Score
												103	A	James Madi son	39 56
												126	A	Wi sconsi n	41 76
												150	A	Georgi a	39 85
												212	A	Woffford	53 70
												221	H	El on	58 57
												298	A	South Carolina St.	58 50
												305	A	Col. of Charleston	71 64
												345	H	N. C. Central	66 41
LAST 12 Divi si on I GAMES:															
				221	H	El on	58 57	305	A	Col. of Charleston	71 64				
				298	A	South Carolina St.	58 50	103	A	James Madi son	39 56				
								212	A	Woffford	53 70				
								345	H	N. C. Central	66 41				
								150	A	Georgi a	39 85				
								126	A	Wi sconsi n	41 76				

Non-Di v I Games: Newberry 63 67

Winthrop

W
i
n
t
h
r
o
p

Average RPI	Win:	210	WON-LOST	WINNING	LAST 10	STRENGTH OF	OPP. STRENGTH	TEAM	ADJ.	CONF.	ADJ CONF.
Average RPI	Loss:	41	RECORD	PCT. RANK	GAMES	SCHEDULE	OF SCHEDULE	RPI	RPI	RPI	RPI
DIV. I ONLY		7- 3		91	0- 1	213	87	126	126	3	3
DIV. I NON-CONF.		7- 3		91	0- 1	213	87	126	126	3	3

TOTALS	RPI 1-25		RPI 26-50		W-L RECORDS	RPI 51-100		RPI 101-150		RPI 150+	
7- 3	0- 1		1- 1		OVERALL	0- 1		1- 0		5- 0	
4- 1	0- 0		1- 1		HOME	0- 0		0- 0		3- 0	
1- 1	0- 1		0- 0		AWAY	0- 0		0- 0		1- 0	
2- 1	0- 0		0- 0		NEUTRAL	0- 1		1- 0		1- 0	
7- 3	0- 1		1- 1		NON-CONFERENCE	0- 1		1- 0		5- 0	
4- 1	0- 0		1- 1		HOME	0- 0		0- 0		3- 0	
1- 1	0- 1		0- 0		AWAY	0- 0		0- 0		1- 0	
2- 1	0- 0		0- 0		NEUTRAL	0- 1		1- 0		1- 0	
0- 0	0- 0		0- 0		CONFERENCE	0- 0		0- 0		0- 0	
0- 0	0- 0		0- 0		HOME	0- 0		0- 0		0- 0	
0- 0	0- 0		0- 0		AWAY	0- 0		0- 0		0- 0	
0- 0	0- 0		0- 0		NEUTRAL	0- 0		0- 0		0- 0	

RPI	S	Opponent	Score	RPI	S	Opponent	Score	RPI	S	Opponent	Score	RPI	S	Opponent	Score	Team's RPI: 126
23	A	Green Bay	46 55	38	H	IUPUI	65 64	56	N	Arkansas	68 69	129	N	Pittsburgh	57 42	
				45	H	Duke	53 60					183	H	Winthrop	76 41	
												186	A	Milwaukee	68 57	
												293	N	Tennessee St.	58 53	
												308	H	Marshall	67 49	
												330	H	North Dakota St.	64 53	

LAST 12 Division I GAMES:																
23	A	Green Bay	46 55	38	H	IUPUI	65 64	330	H	North Dakota St.	64 53	186	A	Milwaukee	68 57	
308	H	Marshall	67 49	56	N	Arkansas	68 69	183	H	Winthrop	76 41	293	N	Tennessee St.	58 53	
45	H	Duke	53 60													
56	N	Arkansas	68 69													
293	N	Tennessee St.	58 53													
129	N	Pittsburgh	57 42													

Non-Div I Games:

Wisconsin

Average RPI Win:	271	WON-LOST	WINNING	LAST 10	STRENGTH OF	OPP. STRENGTH	TEAM	ADJ.	CONF.	ADJ CONF.
Average RPI Loss:	149	RECORD	PCT. RANK	GAMES	SCHEDULE	OF SCHEDULE	RPI	RPI	RPI	RPI

DIV. I ONLY	5- 4	145	1- 0	305	198	212	212	24	24
DIV. I NON-CONF.	5- 4	145	1- 0	305	198	212	212	24	24

TOTALS	RPI 1-25	RPI 26-50	W-L RECORDS	RPI 51-100	RPI 101-150	RPI 150+			
5- 4	0- 0	0- 1	OVERALL	0- 1	0- 0	5- 2			
3- 0	0- 0	0- 0	HOME	0- 0	0- 0	3- 0			
2- 4	0- 0	0- 1	AWAY	0- 1	0- 0	2- 2			
0- 0	0- 0	0- 0	NEUTRAL	0- 0	0- 0	0- 0			
5- 4	0- 0	0- 1	NON-CONFERENCE	0- 1	0- 0	5- 2			
3- 0	0- 0	0- 0	HOME	0- 0	0- 0	3- 0			
2- 4	0- 0	0- 1	AWAY	0- 1	0- 0	2- 2			
0- 0	0- 0	0- 0	NEUTRAL	0- 0	0- 0	0- 0			
0- 0	0- 0	0- 0	CONFERENCE	0- 0	0- 0	0- 0			
0- 0	0- 0	0- 0	HOME	0- 0	0- 0	0- 0			
0- 0	0- 0	0- 0	AWAY	0- 0	0- 0	0- 0			
0- 0	0- 0	0- 0	NEUTRAL	0- 0	0- 0	0- 0			

RPI 1-25	RPI 26-50	RPI 51-100	RPI 101+ Team's RPI: 212
RPI S Opponent Score	RPI S Opponent Score	RPI S Opponent Score	RPI S Opponent Score
	46 A Clemson 77 85	80 A Charlotte 63 85	164 A UNC Asheville 46 60
			183 H Winthrop 70 53
			257 A Ga. Southern 81 65
			259 H Gardner-Webb 59 53
			305 H Col. of Charleston 78 58
			307 A Presbyterian 50 61
			351 A Longwood 101 72
LAST 12 Division I GAMES:			
	164 A UNC Asheville 46 60	351 A Longwood 101 72	
	183 H Winthrop 70 53	259 H Gardner-Webb 59 53	
	305 H Col. of Charleston 78 58	257 A Ga. Southern 81 65	
	307 A Presbyterian 50 61		
	80 A Charlotte 63 85		
	46 A Clemson 77 85		

Non-Div I Games: Warren Wilson 107 30

Wofford

Average RPI	Win:	210	WON-LOST	WINNING	LAST 10	STRENGTH OF	OPP. STRENGTH	TEAM	ADJ.	CONF.	ADJ CONF.
Average RPI	Loss:	117	RECORD	PCT. RANK	GAMES	SCHEDULE	OF SCHEDULE	RPI	RPI	RPI	RPI
DIV. I ONLY		7- 3		91	1- 0	211	151	108	108	15	15
DIV. I NON-CONF.		7- 3		91	1- 0	211	151	108	108	15	15

TOTALS	RPI 1-25		RPI 26-50		W-L RECORDS	RPI 51-100		RPI 101-150		RPI 150+	
7- 3	0- 0		0- 2		OVERALL	0- 0		2- 0		5- 1	
1- 1	0- 0		0- 1		HOME	0- 0		0- 0		1- 0	
2- 2	0- 0		0- 1		AWAY	0- 0		0- 0		2- 1	
4- 0	0- 0		0- 0		NEUTRAL	0- 0		2- 0		2- 0	
7- 3	0- 0		0- 2		NON-CONFERENCE	0- 0		2- 0		5- 1	
1- 1	0- 0		0- 1		HOME	0- 0		0- 0		1- 0	
2- 2	0- 0		0- 1		AWAY	0- 0		0- 0		2- 1	
4- 0	0- 0		0- 0		NEUTRAL	0- 0		2- 0		2- 0	
0- 0	0- 0		0- 0		CONFERENCE	0- 0		0- 0		0- 0	
0- 0	0- 0		0- 0		HOME	0- 0		0- 0		0- 0	
0- 0	0- 0		0- 0		AWAY	0- 0		0- 0		0- 0	
0- 0	0- 0		0- 0		NEUTRAL	0- 0		0- 0		0- 0	

RPI 1-25				RPI 26-50				RPI 51-100				RPI 101+ Team's RPI: 108			
RPI	S	Opponent	Score	RPI	S	Opponent	Score	RPI	S	Opponent	Score	RPI	S	Opponent	Score
				31	A	Michigan St.	68 84					116	N	Marist	76 60
				50	H	Belmont	63 79					148	N	Drexel	71 63
												165	H	Kent St.	61 55
												222	A	UNLV	68 52
												233	N	Stetson	57 44
												253	N	Hofstra	93 64
												270	A	CSU Bakersfield	74 76
												331	A	Manhattan	60 44

LAST 12 Division I GAMES:															
				253	N	Hofstra	93 64	331	A	Manhattan	60 44				
				31	A	Michigan St.	68 84	148	N	Drexel	71 63				
				50	H	Belmont	63 79	165	H	Kent St.	61 55				
				222	A	UNLV	68 52	116	N	Marist	76 60				
				270	A	CSU Bakersfield	74 76	233	N	Stetson	57 44				

Non-Div I Games:

Wright St.

Average RPI	Win: 188	WON-LOST	WINNING	LAST 10	STRENGTH OF	OPP. STRENGTH	TEAM	ADJ.	CONF.	ADJ CONF.
Average RPI	Loss: 17	RECORD	PCT. RANK	GAMES	SCHEDULE	OF SCHEDULE	RPI	RPI	RPI	RPI
DIV. I ONLY	7- 1	27	1- 0	146	109	59	59	4	4	
DIV. I NON-CONF.	7- 1	27	1- 0	146	109	59	59	4	4	

TOTALS	RPI 1-25	RPI 26-50	W-L RECORDS	RPI 51-100	RPI 101-150	RPI 150+				
7- 1	0- 1	0- 0	OVERALL	2- 0	2- 0	3- 0				
6- 1	0- 1	0- 0	HOME	1- 0	2- 0	3- 0				
1- 0	0- 0	0- 0	AWAY	1- 0	0- 0	0- 0				
0- 0	0- 0	0- 0	NEUTRAL	0- 0	0- 0	0- 0				
7- 1	0- 1	0- 0	NON-CONFERENCE	2- 0	2- 0	3- 0				
6- 1	0- 1	0- 0	HOME	1- 0	2- 0	3- 0				
1- 0	0- 0	0- 0	AWAY	1- 0	0- 0	0- 0				
0- 0	0- 0	0- 0	NEUTRAL	0- 0	0- 0	0- 0				
0- 0	0- 0	0- 0	CONFERENCE	0- 0	0- 0	0- 0				
0- 0	0- 0	0- 0	HOME	0- 0	0- 0	0- 0				
0- 0	0- 0	0- 0	AWAY	0- 0	0- 0	0- 0				
0- 0	0- 0	0- 0	NEUTRAL	0- 0	0- 0	0- 0				

RPI 1-25				RPI 26-50				RPI 51-100				RPI 101+			
RPI	S	Opponent	Score	RPI	S	Opponent	Score	RPI	S	Opponent	Score	RPI	S	Opponent	Score
17	H	Minnesota	53 78					85	H	Tennessee Tech	70 60	105	H	North Ala.	94 81
								94	A	Wake Forest	62 50	142	H	Bowling Green	65 49
												260	H	Fairfield	48 35
												304	H	Delaware St.	80 59
												325	H	Chicago St.	91 57

LAST 12 Division I GAMES:															
				105	H	North Ala.	94 81	304	H	Delaware St.	80 59				
				142	H	Bowling Green	65 49	325	H	Chicago St.	91 57				
				94	A	Wake Forest	62 50								
				260	H	Fairfield	48 35								
				17	H	Minnesota	53 78								
				85	H	Tennessee Tech	70 60								

Non-Div I Games:

Xavier

Yale

Through Games Of Dec. 10, 2018

Average RPI Win:	276	WON-LOST RECORD	WINNING PCT. RANK	LAST 10 GAMES	STRENGTH OF SCHEDULE	OPP. STRENGTH OF SCHEDULE	TEAM RPI	ADJ. RPI	CONF. RPI	ADJ CONF. RPI
Average RPI Loss:	119									
DIV. I ONLY	6- 5	156	0- 1	167	284	137	137	17	17	
DIV. I NON-CONF.	6- 5	156	0- 1	167	284	137	137	17	17	

TOTALS	RPI 1-25	RPI 26-50	W-L RECORDS	RPI 51-100	RPI 101-150	RPI 150+
6- 5	0- 0	0- 0	OVERALL	0- 2	1- 2	5- 1
2- 0	0- 0	0- 0	HOME	0- 0	0- 0	2- 0
3- 4	0- 0	0- 0	AWAY	0- 1	1- 2	2- 1
1- 1	0- 0	0- 0	NEUTRAL	0- 1	0- 0	1- 0
6- 5	0- 0	0- 0	NON-CONFERENCE	0- 2	1- 2	5- 1
2- 0	0- 0	0- 0	HOME	0- 0	0- 0	2- 0
3- 4	0- 0	0- 0	AWAY	0- 1	1- 2	2- 1
1- 1	0- 0	0- 0	NEUTRAL	0- 1	0- 0	1- 0
0- 0	0- 0	0- 0	CONFERENCE	0- 0	0- 0	0- 0
0- 0	0- 0	0- 0	HOME	0- 0	0- 0	0- 0
0- 0	0- 0	0- 0	AWAY	0- 0	0- 0	0- 0
0- 0	0- 0	0- 0	NEUTRAL	0- 0	0- 0	0- 0

RPI 1-25				RPI 26-50				RPI 51-100				RPI 101+				Team's RPI: 137	
RPI	S	Opponent	Score	RPI	S	Opponent	Score	RPI	S	Opponent	Score	RPI	S	Opponent	Score		
								68	A	St. John's (NY)	52	56	122	A	Northern Ill.	80	89
								89	N	SFA	57	67	127	A	Provi dence	42	59
													144	A	Youngstown St.	58	56
													187	A	Cinci nnati	52	66
													282	H	Saint Peter' s	72	56
													287	H	Col gate	80	61
													297	A	Vermont	58	55
													309	N	Ni agara	67	64
													336	A	Wagner	74	41

LAST 12 Division I GAMES:																			
127	A	Provi dence	42	59	89	N	SFA	57	67	309	N	Ni agara	67	64	297	A	Vermont	58	55
336	A	Wagner	74	41	68	A	St. John' s (NY)	52	56	282	H	Saint Peter' s	72	56	122	A	Northern Ill.	80	89
144	A	Youngstown St.	58	56	287	H	Col gate	80	61										

Non-Div I Games:

Yale

Loss

Non-Conf,S Site,H Home

A Away

N Neutral

Page 350

Non-Div I Games:

Yale

Average RPI Win:	229	WON-LOST	WINNING	LAST 10	STRENGTH OF	OPP. STRENGTH	TEAM	ADJ.	CONF.	ADJ CONF.
Average RPI Loss:	151	RECORD	PCT. RANK	GAMES	SCHEDULE	OF SCHEDULE	RPI	RPI	RPI	RPI

DIV. I ONLY	6- 2	68	1- 0	251	237	144	144	15	15
DIV. I NON-CONF.	6- 2	68	1- 0	251	237	144	144	15	15
TOTALS	RPI 1-25	RPI 26-50	W-L RECORDS	RPI 51-100	RPI 101-150	RPI 150+			
6- 2	0- 0	0- 0	OVERALL	0- 0	1- 1	5- 1			
4- 1	0- 0	0- 0	HOME	0- 0	0- 1	4- 0			
2- 1	0- 0	0- 0	AWAY	0- 0	1- 0	1- 1			
0- 0	0- 0	0- 0	NEUTRAL	0- 0	0- 0	0- 0			
6- 2	0- 0	0- 0	NON-CONFERENCE	0- 0	1- 1	5- 1			
4- 1	0- 0	0- 0	HOME	0- 0	0- 1	4- 0			
2- 1	0- 0	0- 0	AWAY	0- 0	1- 0	1- 1			
0- 0	0- 0	0- 0	NEUTRAL	0- 0	0- 0	0- 0			
0- 0	0- 0	0- 0	CONFERENCE	0- 0	0- 0	0- 0			
0- 0	0- 0	0- 0	HOME	0- 0	0- 0	0- 0			
0- 0	0- 0	0- 0	AWAY	0- 0	0- 0	0- 0			
0- 0	0- 0	0- 0	NEUTRAL	0- 0	0- 0	0- 0			

RPI 1-25	RPI 26-50	RPI 51-100	RPI 101+	Team's RPI: 144
RPI S Opponent Score	RPI S Opponent Score	RPI S Opponent Score	RPI S Opponent Score	
			129 A Pittsburgh	64 55
			137 H Yale	56 58
			165 A Kent St.	34 62
			171 H Loyol a Chi cago	74 63
			220 H Akron	72 61
			244 H Saint Francis (PA)	80 56
			284 H Robert Morris	69 59
			328 A Cani si us	62 36
LAST 12 Division I GAMES:				
171 H Loyol a Chi cago	74 63	244 H Saint Francis (PA)	80 56	
284 H Robert Morris	69 59	328 A Cani si us	62 36	
		220 H Akron	72 61	
		137 H Yale	56 58	
		165 A Kent St.	34 62	
		129 A Pittsburgh	64 55	

Non-Div I Games: Carlow 90 31

Youngstown St.