

Average RPI Win:	257	WON-LOST	WINNING	LAST 10	STRENGTH OF	OPP. STRENGTH	TEAM	ADJ.	CONF.	ADJ CONF.
Average RPI Loss:	171	RECORD	PCT. RANK	GAMES	SCHEDULE	OF SCHEDULE	RPI	RPI	RPI	RPI
DIV. I ONLY	3- 3	165	3- 3	305	188	217	217	26	26	
DIV. I NON-CONF.	3- 3	165	3- 3	305	188	217	217	26	26	
TOTALS	RPI 1-25	RPI 26-50	W-L RECORDS	RPI 51-100	RPI 101-150	RPI 150+				
3- 3	0- 0	0- 0	OVERALL	0- 0	0- 0	3- 3				
1- 0	0- 0	0- 0	HOME	0- 0	0- 0	1- 0				
0- 3	0- 0	0- 0	AWAY	0- 0	0- 0	0- 0				
2- 0	0- 0	0- 0	NEUTRAL	0- 0	0- 0	2- 0				
3- 3	0- 0	0- 0	NON-CONFERENCE	0- 0	0- 0	3- 3				
1- 0	0- 0	0- 0	HOME	0- 0	0- 0	1- 0				
0- 3	0- 0	0- 0	AWAY	0- 0	0- 0	0- 3				
2- 0	0- 0	0- 0	NEUTRAL	0- 0	0- 0	2- 0				
0- 0	0- 0	0- 0	CONFERENCE	0- 0	0- 0	0- 0				
0- 0	0- 0	0- 0	HOME	0- 0	0- 0	0- 0				
0- 0	0- 0	0- 0	AWAY	0- 0	0- 0	0- 0				
0- 0	0- 0	0- 0	NEUTRAL	0- 0	0- 0	0- 0				

RPI	S	Opponent	Score	RPI	S	Opponent	Score	RPI	S	Opponent	Score	RPI	S	Opponent	Score	Team's RPI: 217
160	A	New Mexico St.	61	70	175	A	UTRGV	53	56	175	H	UTRGV	71	41		
177	A	UTEP	49	69	276	N	Prairie View	72	62	321	N	Florida A&M	58	55		
LAST 12 Division I GAMES:																
175	H	UTRGV	71	41	321	N	Florida A&M	58	55	276	N	Prairie View	72	62		
160	A	New Mexico St.	61	70	177	A	UTEP	49	69	175	A	UTRGV	53	56		

Non-Div I Games: Tex. A&M Int'l 53 34 McMurry 62 43 Texas Lutheran 87 56

Average RPI Win:	192	WON-LOST	WINNING	LAST 10	STRENGTH OF	OPP. STRENGTH	TEAM	ADJ.	CONF.	ADJ CONF.
Average RPI Loss:	111	RECORD	PCT. RANK	GAMES	SCHEDULE	OF SCHEDULE	RPI	RPI	RPI	RPI
DIV. I ONLY	1- 3	261	1- 3	84	155	230	230	26	26	
DIV. I NON-CONF.	1- 3	261	1- 3	84	155	230	230	26	26	
TOTALS	RPI 1-25	RPI 26-50	W-L RECORDS	RPI 51-100	RPI 101-150	RPI 150+				
1- 3	0- 0	0- 1	OVERALL	0- 1	0- 0	1- 1				
1- 1	0- 0	0- 1	HOME	0- 0	0- 0	1- 0				
0- 2	0- 0	0- 0	AWAY	0- 1	0- 0	0- 1				
0- 0	0- 0	0- 0	NEUTRAL	0- 0	0- 0	0- 0				
1- 3	0- 0	0- 1	NON-CONFERENCE	0- 1	0- 0	1- 1				
1- 1	0- 0	0- 1	HOME	0- 0	0- 0	1- 0				
0- 2	0- 0	0- 0	AWAY	0- 1	0- 0	0- 1				
0- 0	0- 0	0- 0	NEUTRAL	0- 0	0- 0	0- 0				
0- 0	0- 0	0- 0	CONFERENCE	0- 0	0- 0	0- 0				
0- 0	0- 0	0- 0	HOME	0- 0	0- 0	0- 0				
0- 0	0- 0	0- 0	AWAY	0- 0	0- 0	0- 0				
0- 0	0- 0	0- 0	NEUTRAL	0- 0	0- 0	0- 0				

RPI	S	Opponent	Score	RPI	S	Opponent	Score	RPI	S	Opponent	Score	RPI	S	Opponent	Score	Team's RPI: 230
27	H	FGCU	55 94	86	A	Arkansas	65 79	192	H	Idaho	82 72	219	A	SMU	44 65	
LAST 12 Division I GAMES:																
27	H	FGCU	55 94	86	A	Arkansas	65 79	219	A	SMU	44 65	192	H	Idaho	82 72	

Non-Div I Games: Schreiner 97 48 Southwest (NM) 91 47 Howard Payne 88 46

Abilene Christian

Loss, Non-Conf, S Site, H Home A Away N Neutral

Air Force

Through Games Of Dec. 10, 2017

Average RPI Win:	0	WON-LOST	WINNING	LAST 10	STRENGTH OF	OPP. STRENGTH	TEAM	ADJ.	CONF.	ADJ CONF.
Average RPI Loss:	231	RECORD	PCT. RANK	GAMES	SCHEDULE	OF SCHEDULE	RPI	RPI	RPI	RPI
DIV. I ONLY	0- 8	328	0- 8	271	339	347	347	20	20	
DIV. I NON-CONF.	0- 8	328	0- 8	271	339	347	347	20	20	
TOTALS	RPI 1-25	RPI 26-50	W-L RECORDS	RPI 51-100	RPI 101-150	RPI 150+				
0- 8	0- 0	0- 0	OVERALL	0- 1	0- 0	0- 7				
0- 3	0- 0	0- 0	HOME	0- 0	0- 0	0- 3				
0- 5	0- 0	0- 0	AWAY	0- 1	0- 0	0- 4				
0- 0	0- 0	0- 0	NEUTRAL	0- 0	0- 0	0- 0				
0- 8	0- 0	0- 0	NON-CONFERENCE	0- 1	0- 0	0- 7				
0- 3	0- 0	0- 0	HOME	0- 0	0- 0	0- 3				
0- 5	0- 0	0- 0	AWAY	0- 1	0- 0	0- 4				
0- 0	0- 0	0- 0	NEUTRAL	0- 0	0- 0	0- 0				
0- 0	0- 0	0- 0	CONFERENCE	0- 0	0- 0	0- 0				
0- 0	0- 0	0- 0	HOME	0- 0	0- 0	0- 0				
0- 0	0- 0	0- 0	AWAY	0- 0	0- 0	0- 0				
0- 0	0- 0	0- 0	NEUTRAL	0- 0	0- 0	0- 0				

RPI 1-25				RPI 26-50				RPI 51-100				RPI 101+ Team's RPI: 347					
RPI	S	Opponent	Score	RPI	S	Opponent	Score	RPI	S	Opponent	Score	RPI	S	Opponent	Score		
								81	A	Navy	64	71	169	H	Army West Point	59	65
													171	A	Weber St.	52	62
													202	A	SIUE	40	76
													266	H	Denver	54	75
													293	H	Eastern Wash.	63	65
													330	A	FIU	69	70
													335	A	Utah Valley	56	59
LAST 12 Division I GAMES:																	
				169	H	Army West Point	59	65					171	A	Weber St.	52	62
				81	A	Navy	64	71					335	A	Utah Valley	56	59
				330	A	FIU	69	70									
				202	A	SIUE	40	76									
				293	H	Eastern Wash.	63	65									
				266	H	Denver	54	75									

Non-Div I Games: Colo. Christian 66 68

Air Force

Loss, Non-Conf, S Site, H Home A Away N Neutral

Average RPI Win: 297		WON-LOST	WINNING	LAST 10	STRENGTH OF	OPP. STRENGTH	TEAM	ADJ.	CONF.	ADJ CONF.
Average RPI Loss: 93		RECORD	PCT. RANK	GAMES	SCHEDULE	OF SCHEDULE	RPI	RPI	RPI	RPI
DIV. I ONLY		4- 4	165	4- 4	240	232	253	253	7	7
DIV. I NON-CONF.		4- 4	165	4- 4	240	232	253	253	7	7
TOTALS	RPI 1-25		RPI 26-50		W-L RECORDS		RPI 51-100		RPI 101-150	RPI 150+
4- 4	0- 0		0- 2		OVERALL		0- 0		0- 1	4- 1
4- 2	0- 0		0- 2		HOME		0- 0		0- 0	4- 0
0- 2	0- 0		0- 0		AWAY		0- 0		0- 1	0- 1
0- 0	0- 0		0- 0		NEUTRAL		0- 0		0- 0	0- 0
4- 4	0- 0		0- 2		NON-CONFERENCE		0- 0		0- 1	4- 1
4- 2	0- 0		0- 2		HOME		0- 0		0- 0	4- 0
0- 2	0- 0		0- 0		AWAY		0- 0		0- 1	0- 1
0- 0	0- 0		0- 0		NEUTRAL		0- 0		0- 0	0- 0
0- 0	0- 0		0- 0		CONFERENCE		0- 0		0- 0	0- 0
0- 0	0- 0		0- 0		HOME		0- 0		0- 0	0- 0
0- 0	0- 0		0- 0		AWAY		0- 0		0- 0	0- 0
0- 0	0- 0		0- 0		NEUTRAL		0- 0		0- 0	0- 0

RPI 1-25				RPI 26-50				RPI 51-100				RPI 101+ Team's RPI: 253			
RPI	S	Opponent	Score	RPI	S	Opponent	Score	RPI	S	Opponent	Score	RPI	S	Opponent	Score
				27	H	FGCU	63 82					107	A	Duquesne	60 66
				37	H	Maryland	54 75					201	A	Bucknell	52 63
												260	H	Eastern Ky.	62 45
												294	H	Youngstown St.	75 58
												299	H	Southeastern La.	66 54
												334	H	Winthrop	69 43
LAST 12 Division I GAMES:															
				299	H	Southeastern La.	66 54	107	A	Duquesne	60 66				
				201	A	Bucknell	52 63	294	H	Youngstown St.	75 58				
								37	H	Maryland	54 75				
								334	H	Winthrop	69 43				
								260	H	Eastern Ky.	62 45				
								27	H	FGCU	63 82				

Non-Div I Games:

Akron

■ Loss, ■ Non-Conf, S Site, H Home A Away N Neutral

Average RPI Win: <b>209</b>	WON-LOST	WINNING	LAST 10	STRENGTH OF	OPP. STRENGTH	TEAM	ADJ.	CONF.	ADJ CONF.
Average RPI Loss: <b>58</b>	RECORD	PCT. RANK	GAMES	SCHEDULE	OF SCHEDULE	RPI	RPI	RPI	RPI
DIV. I ONLY	6- 3	85	6- 3	54	257	60	60	1	1
DIV. I NON-CONF.	6- 3	85	6- 3	54	257	60	60	1	1
TOTALS	RPI 1-25	RPI 26-50	W-L RECORDS	RPI 51-100	RPI 101-150	RPI 150+			
6- 3	0- 0	1- 0	OVERALL	0- 3	1- 0	4- 0			
4- 0	0- 0	1- 0	HOME	0- 0	1- 0	2- 0			
2- 1	0- 0	0- 0	AWAY	0- 1	0- 0	2- 0			
0- 2	0- 0	0- 0	NEUTRAL	0- 2	0- 0	0- 0			
6- 3	0- 0	1- 0	NON-CONFERENCE	0- 3	1- 0	4- 0			
4- 0	0- 0	1- 0	HOME	0- 0	1- 0	2- 0			
2- 1	0- 0	0- 0	AWAY	0- 1	0- 0	2- 0			
0- 2	0- 0	0- 0	NEUTRAL	0- 2	0- 0	0- 0			
0- 0	0- 0	0- 0	CONFERENCE	0- 0	0- 0	0- 0			
0- 0	0- 0	0- 0	HOME	0- 0	0- 0	0- 0			
0- 0	0- 0	0- 0	AWAY	0- 0	0- 0	0- 0			
0- 0	0- 0	0- 0	NEUTRAL	0- 0	0- 0	0- 0			

RPI 1-25				RPI 26-50				RPI 51-100				Team's RPI: 60	RPI 101+			
RPI	S	Opponent	Score	RPI	S	Opponent	Score	RPI	S	Opponent	Score		RPI	S	Opponent	Score
				35	H	Utah	65 60						135	H	Jacksonville	75 60
								54	N	NC State	49 68		237	H	Grambling	73 49
								57	A	TCU	67 88		263	H	Alabama A&M	90 32
								64	N	Elon	55 60		267	A	Lipscomb	73 51
													318	A	Ga. Southern	84 36
LAST 12 Division I GAMES:																
				237	H	Grambling	73 49						54	N	NC State	49 68
				267	A	Lipscomb	73 51						318	A	Ga. Southern	84 36
				57	A	TCU	67 88						135	H	Jacksonville	75 60
				64	N	Elon	55 60						35	H	Utah	65 60
													263	H	Alabama A&M	90 32

Non-Div I Games:

Alabama

Average RPI Win:	325	WON-LOST	WINNING	LAST 10	STRENGTH OF	OPP. STRENGTH	TEAM	ADJ.	CONF.	ADJ CONF.
Average RPI Loss:	131	RECORD	PCT. RANK	GAMES	SCHEDULE	OF SCHEDULE	RPI	RPI	RPI	RPI
DIV. I ONLY	4- 3	136	4- 3	327	288	263	263	29	29	
DIV. I NON-CONF.	4- 3	136	4- 3	327	288	263	263	29	29	
TOTALS	RPI 1-25	RPI 26-50	W-L RECORDS	RPI 51-100	RPI 101-150	RPI 150+				
4- 3	0- 0	0- 0	OVERALL	0- 1	0- 1	4- 1				
2- 1	0- 0	0- 0	HOME	0- 0	0- 0	2- 1				
2- 1	0- 0	0- 0	AWAY	0- 0	0- 0	2- 0				
0- 1	0- 0	0- 0	NEUTRAL	0- 0	0- 1	0- 0				
4- 3	0- 0	0- 0	NON-CONFERENCE	0- 1	0- 1	4- 1				
2- 1	0- 0	0- 0	HOME	0- 0	0- 0	2- 1				
2- 1	0- 0	0- 0	AWAY	0- 1	0- 0	2- 0				
0- 1	0- 0	0- 0	NEUTRAL	0- 0	0- 1	0- 0				
0- 0	0- 0	0- 0	CONFERENCE	0- 0	0- 0	0- 0				
0- 0	0- 0	0- 0	HOME	0- 0	0- 0	0- 0				
0- 0	0- 0	0- 0	AWAY	0- 0	0- 0	0- 0				
0- 0	0- 0	0- 0	NEUTRAL	0- 0	0- 0	0- 0				

RPI 1-25				RPI 26-50				RPI 51-100				RPI 101+ Team's RPI: 263					
RPI	S	Opponent	Score	RPI	S	Opponent	Score	RPI	S	Opponent	Score	RPI	S	Opponent	Score		
								60	A	Alabama	32	90	133	N	Hartford	47	56
													200	H	Austin Peay	52	55
													313	A	Tennessee St.	77	75
													319	H	Evansville	70	56
													330	A	FIU	58	51
													336	H	Murray St.	71	54
LAST 12 Division I GAMES:																	
				133	N	Hartford	47	56	336	H	Murray St.	71	54				
				330	A	FIU	58	51									
				200	H	Austin Peay	52	55									
				313	A	Tennessee St.	77	75									
				319	H	Evansville	70	56									
				60	A	Alabama	32	90									

Non-Div I Games:

Alabama A&amp;M

■ Loss, 
 ■ Non-Conf, 
 S Site, 
 ■ Home 
 ■ Away 
 N Neutral

Average RPI Win:	314	WON-LOST	WINNING	LAST 10	STRENGTH OF	OPP. STRENGTH	TEAM	ADJ.	CONF.	ADJ CONF.
Average RPI Loss:	96	RECORD	PCT. RANK	GAMES	SCHEDULE	OF SCHEDULE	RPI	RPI	RPI	RPI
DIV. I ONLY	1- 7	302	1- 7	80	132	261	261	29	29	
DIV. I NON-CONF.	1- 7	302	1- 7	80	132	261	261	29	29	
TOTALS	RPI 1-25	RPI 26-50	W-L RECORDS	RPI 51-100	RPI 101-150	RPI 150+				
1- 7	0- 2	0- 0	OVERALL	0- 2	0- 1	1- 2				
1- 2	0- 0	0- 0	HOME	0- 2	0- 0	1- 0				
0- 4	0- 2	0- 0	AWAY	0- 0	0- 1	0- 1				
0- 1	0- 0	0- 0	NEUTRAL	0- 0	0- 0	0- 1				
1- 7	0- 2	0- 0	NON-CONFERENCE	0- 2	0- 1	1- 2				
1- 2	0- 0	0- 0	HOME	0- 2	0- 0	1- 0				
0- 4	0- 2	0- 0	AWAY	0- 0	0- 1	0- 1				
0- 1	0- 0	0- 0	NEUTRAL	0- 0	0- 0	0- 1				
0- 0	0- 0	0- 0	CONFERENCE	0- 0	0- 0	0- 0				
0- 0	0- 0	0- 0	HOME	0- 0	0- 0	0- 0				
0- 0	0- 0	0- 0	AWAY	0- 0	0- 0	0- 0				
0- 0	0- 0	0- 0	NEUTRAL	0- 0	0- 0	0- 0				

RPI 1-25				RPI 26-50				RPI 51-100				RPI 101+ Team's RPI: 261			
RPI	S	Opponent	Score	RPI	S	Opponent	Score	RPI	S	Opponent	Score	RPI	S	Opponent	Score
7	A	South Carolina	31 99					58	H	South Ala.	47 59	140	A	Samford	39 58
9	A	Tennessee	51 104					66	H	Troy	63 93	186	A	Southern Miss.	35 72
												208	N	SFA	50 77
												314	H	Savannah St.	81 61
LAST 12 Division I GAMES:															
314	H	Savannah St.	81 61	9	A	Tennessee	51 104	58	H	South Ala.	47 59	186	A	Southern Miss.	35 72
7	A	South Carolina	31 99					208	N	SFA	50 77	140	A	Samford	39 58
								66	H	Troy	63 93				

Non-Div I Games:

Alabama St.

■ Loss, 
 ■ Non-Conf, S Site, 
 ■ Home 
 ■ Away 
 N Neutral

## Albany (NY)

Through Games Of Dec. 10, 2017

Average RPI Win:	213	WON-LOST	WINNING	LAST 10	STRENGTH OF	OPP. STRENGTH	TEAM	ADJ.	CONF.	ADJ CONF.
Average RPI Loss:	25	RECORD	PCT. RANK	GAMES	SCHEDULE	OF SCHEDULE	RPI	RPI	RPI	RPI
DIV. I ONLY	7- 2	48	7- 2	261	33	85	85	24	24	
DIV. I NON-CONF.	7- 2	48	7- 2	261	33	85	85	24	24	
TOTALS	RPI 1-25	RPI 26-50	W-L RECORDS	RPI 51-100	RPI 101-150	RPI 150+				
7- 2	0- 1	0- 1	OVERALL	1- 0	1- 0	5- 0				
2- 1	0- 1	0- 0	HOME	0- 0	1- 0	1- 0				
5- 1	0- 0	0- 1	AWAY	1- 0	0- 0	4- 0				
0- 0	0- 0	0- 0	NEUTRAL	0- 0	0- 0	0- 0				
7- 2	0- 1	0- 1	NON-CONFERENCE	1- 0	1- 0	5- 0				
2- 1	0- 1	0- 0	HOME	0- 0	1- 0	1- 0				
5- 1	0- 0	0- 1	AWAY	1- 0	0- 0	4- 0				
0- 0	0- 0	0- 0	NEUTRAL	0- 0	0- 0	0- 0				
0- 0	0- 0	0- 0	CONFERENCE	0- 0	0- 0	0- 0				
0- 0	0- 0	0- 0	HOME	0- 0	0- 0	0- 0				
0- 0	0- 0	0- 0	AWAY	0- 0	0- 0	0- 0				
0- 0	0- 0	0- 0	NEUTRAL	0- 0	0- 0	0- 0				

RPI 1-25				RPI 26-50				RPI 51-100				RPI 101+			
RPI	S	Opponent	Score	RPI	S	Opponent	Score	RPI	S	Opponent	Score	RPI	S	Opponent	Score
12	H	St. John's (NY)	66 71	37	A	Maryland	58 91	90	A	Siena	78 63	148	H	Fordham	59 52
												205	A	Monmouth	68 44
												228	A	Central Conn. St.	72 60
												257	A	Manhattan	62 56
												272	A	Holy Cross	65 56
												290	H	Wagner	89 44
LAST 12 Division I GAMES:															
90	A	Siena	78 63	228	A	Central Conn. St.	72 60								
257	A	Manhattan	62 56	290	H	Wagner	89 44								
272	A	Holy Cross	65 56	148	H	Fordham	59 52								
12	H	St. John's (NY)	66 71	205	A	Monmouth	68 44								
				37	A	Maryland	58 91								

Non-Div I Games:

Albany (NY)

■ Loss, 
 ■ Non-Conf, S Site, 
 ■ Home 
 ■ Away 
 N Neutral



Average RPI Win:	299	WON-LOST	WINNING	LAST 10	STRENGTH OF	OPP. STRENGTH	TEAM	ADJ.	CONF.	ADJ CONF.
Average RPI Loss:	157	RECORD	PCT. RANK	GAMES	SCHEDULE	OF SCHEDULE	RPI	RPI	RPI	RPI
DIV. I ONLY	1- 3	261	1- 3	339	175	304	304	29	29	
DIV. I NON-CONF.	1- 3	261	1- 3	339	175	304	304	29	29	
TOTALS	RPI 1-25	RPI 26-50	W-L RECORDS	RPI 51-100	RPI 101-150	RPI 150+				
1- 3	0- 0	0- 0	OVERALL	0- 1	0- 0	1- 2				
0- 0	0- 0	0- 0	HOME	0- 0	0- 0	0- 0				
1- 2	0- 0	0- 0	AWAY	0- 1	0- 0	1- 0				
0- 1	0- 0	0- 0	NEUTRAL	0- 0	0- 0	0- 1				
1- 3	0- 0	0- 0	NON-CONFERENCE	0- 1	0- 0	1- 2				
0- 0	0- 0	0- 0	HOME	0- 0	0- 0	0- 0				
1- 2	0- 0	0- 0	AWAY	0- 1	0- 0	1- 1				
0- 1	0- 0	0- 0	NEUTRAL	0- 0	0- 0	0- 1				
0- 0	0- 0	0- 0	CONFERENCE	0- 0	0- 0	0- 0				
0- 0	0- 0	0- 0	HOME	0- 0	0- 0	0- 0				
0- 0	0- 0	0- 0	AWAY	0- 0	0- 0	0- 0				
0- 0	0- 0	0- 0	NEUTRAL	0- 0	0- 0	0- 0				

RPI 1-25			RPI 26-50			RPI 51-100			RPI 101+			Team's RPI: 304
RPI	S	Opponent	Score	RPI	S	Opponent	Score	RPI	S	Opponent	Score	
						76 A Central Ark.	52 75			186 A Southern Miss.	67 72	
										208 N SFA	79 83	
										299 A Southeastern La.	84 77	
LAST 12 Division I GAMES:												
186	A	Southern Miss.	67 72	208	N	SFA	79 83					
76	A	Central Ark.	52 75									
299	A	Southeastern La.	84 77									

Non-Div I Games: Tougaloo 76 64 Blue Mountain (MS) 76 35 LeMoyne-Owen 81 54

Alcorn

Average RPI Win:	273	WON-LOST	WINNING	LAST 10	STRENGTH OF	OPP. STRENGTH	TEAM	ADJ.	CONF.	ADJ CONF.
Average RPI Loss:	57	RECORD	PCT. RANK	GAMES	SCHEDULE	OF SCHEDULE	RPI	RPI	RPI	RPI
DIV. I ONLY	6- 3	85	6- 3	228	214	112	112	18	18	
DIV. I NON-CONF.	6- 3	85	6- 3	228	214	112	112	18	18	
TOTALS	RPI 1-25	RPI 26-50	W-L RECORDS	RPI 51-100	RPI 101-150	RPI 150+				
6- 3	0- 1	0- 0	OVERALL	0- 2	0- 0	6- 0				
3- 0	0- 0	0- 0	HOME	0- 0	0- 0	3- 0				
3- 2	0- 0	0- 0	AWAY	0- 2	0- 0	3- 0				
0- 1	0- 1	0- 0	NEUTRAL	0- 0	0- 0	0- 0				
6- 3	0- 1	0- 0	NON-CONFERENCE	0- 2	0- 0	6- 0				
3- 0	0- 0	0- 0	HOME	0- 0	0- 0	3- 0				
3- 2	0- 0	0- 0	AWAY	0- 2	0- 0	3- 0				
0- 1	0- 1	0- 0	NEUTRAL	0- 0	0- 0	0- 0				
0- 0	0- 0	0- 0	CONFERENCE	0- 0	0- 0	0- 0				
0- 0	0- 0	0- 0	HOME	0- 0	0- 0	0- 0				
0- 0	0- 0	0- 0	AWAY	0- 0	0- 0	0- 0				
0- 0	0- 0	0- 0	NEUTRAL	0- 0	0- 0	0- 0				

RPI 1-25				RPI 26-50				RPI 51-100				RPI 101+				Team's RPI: 112	
RPI	S	Opponent	Score	RPI	S	Opponent	Score	RPI	S	Opponent	Score	RPI	S	Opponent	Score		
4	N	Villanova	60 65					73	A	George Mason	53 71	176	H	La Salle	66 48		
								94	A	Delaware	56 72	239	A	Tulsa	72 67		
												266	H	Denver	66 53		
												294	H	Youngstown St.	78 72		
												320	A	Vermont	64 62		
												342	A	UMBC	61 48		
LAST 12 Division I GAMES:																	
266	H	Denver	66 53	4	N	Villanova	60 65	320	A	Vermont	64 62	73	A	George Mason	53 71		
294	H	Youngstown St.	78 72					94	A	Delaware	56 72	176	H	La Salle	66 48		
342	A	UMBC	61 48					239	A	Tulsa	72 67						

Non-Div I Games:

American

  Loss, 
  Non-Conf, 
  S Site, 
  H Home 
  A Away 
N Neutral

Average RPI Win:	224	WON-LOST	WINNING	LAST 10	STRENGTH OF	OPP. STRENGTH	TEAM	ADJ.	CONF.	ADJ CONF.
Average RPI Loss:	161	RECORD	PCT. RANK	GAMES	SCHEDULE	OF SCHEDULE	RPI	RPI	RPI	RPI
DIV. I ONLY	1- 8	316	1- 8	165	261	279	279	23	23	
DIV. I NON-CONF.	1- 8	316	1- 8	165	261	279	279	23	23	
TOTALS	RPI 1-25	RPI 26-50	W-L RECORDS	RPI 51-100	RPI 101-150	RPI 150+				
1- 8	0- 0	0- 1	OVERALL	0- 2	0- 1	1- 4				
0- 4	0- 0	0- 1	HOME	0- 0	0- 1	0- 2				
1- 4	0- 0	0- 0	AWAY	0- 0	0- 0	1- 1				
0- 0	0- 0	0- 0	NEUTRAL	0- 0	0- 0	0- 0				
1- 8	0- 0	0- 1	NON-CONFERENCE	0- 2	0- 1	1- 4				
0- 4	0- 0	0- 1	HOME	0- 0	0- 1	0- 2				
1- 4	0- 0	0- 0	AWAY	0- 2	0- 0	1- 2				
0- 0	0- 0	0- 0	NEUTRAL	0- 0	0- 0	0- 0				
0- 0	0- 0	0- 0	CONFERENCE	0- 0	0- 0	0- 0				
0- 0	0- 0	0- 0	HOME	0- 0	0- 0	0- 0				
0- 0	0- 0	0- 0	AWAY	0- 0	0- 0	0- 0				
0- 0	0- 0	0- 0	NEUTRAL	0- 0	0- 0	0- 0				

RPI	S	Opponent	Score	RPI	S	Opponent	Score	RPI	S	Opponent	Score	RPI	S	Opponent	Score	Team's RPI: 279
45	H	Georgia Tech	41 75	89	A	North Carolina	43 56	138	H	ETSU	57 70	190	H	Davidson	57 59	
				95	A	Wake Forest	49 78	195	H	UAB	59 70	224	A	Col. of Charleston	76 70	
								241	A	Radford	40 61	297	A	N.C. A&T	56 81	
LAST 12 Division I GAMES:																
95	A	Wake Forest	49 78	138	H	ETSU	57 70									
89	A	North Carolina	43 56	241	A	Radford	40 61									
195	H	UAB	59 70	45	H	Georgia Tech	41 75									
224	A	Col. of Charleston	76 70													
297	A	N.C. A&T	56 81													
190	H	Davidson	57 59													

Non-Div I Games:

Appalachian St.

■ Loss, 
 ■ Non-Conf, 
 ■ S Site, 
 ■ H Home 
 ■ A Away 
 N Neutral

Average RPI Win:	316	WON-LOST	WINNING	LAST 10	STRENGTH OF	OPP. STRENGTH	TEAM	ADJ.	CONF.	ADJ CONF.
Average RPI Loss:	203	RECORD	PCT. RANK	GAMES	SCHEDULE	OF SCHEDULE	RPI	RPI	RPI	RPI
DIV. I ONLY	2- 6	261	2- 6	325	260	324	324	4	4	
DIV. I NON-CONF.	2- 6	261	2- 6	325	260	324	324	4	4	
TOTALS	RPI 1-25	RPI 26-50	W-L RECORDS	RPI 51-100	RPI 101-150	RPI 150+				
2- 6	0- 0	0- 0	OVERALL	0- 1	0- 0	2- 5				
1- 2	0- 0	0- 0	HOME	0- 0	0- 0	1- 2				
1- 3	0- 0	0- 0	AWAY	0- 0	0- 0	1- 3				
0- 1	0- 0	0- 0	NEUTRAL	0- 1	0- 0	0- 0				
2- 6	0- 0	0- 0	NON-CONFERENCE	0- 1	0- 0	2- 5				
1- 2	0- 0	0- 0	HOME	0- 0	0- 0	1- 2				
1- 3	0- 0	0- 0	AWAY	0- 0	0- 0	1- 3				
0- 1	0- 0	0- 0	NEUTRAL	0- 1	0- 0	0- 0				
0- 0	0- 0	0- 0	CONFERENCE	0- 0	0- 0	0- 0				
0- 0	0- 0	0- 0	HOME	0- 0	0- 0	0- 0				
0- 0	0- 0	0- 0	AWAY	0- 0	0- 0	0- 0				
0- 0	0- 0	0- 0	NEUTRAL	0- 0	0- 0	0- 0				

RPI S	Opponent	Score	RPI S	Opponent	Score	RPI S	Opponent	Score	RPI S	Opponent	Score
						57 N	TCU	59 68	153 A	Loyola Marymount	70 84
									206 A	CSUN	63 66
									215 H	San Diego St.	67 78
									273 H	Long Beach St.	72 80
									301 H	Iona	71 58
									316 A	Northern Ariz.	66 84
									331 A	Utah St.	65 49
LAST 12 Division I GAMES:											
206 A	CSUN	63 66	316 A	Northern Ariz.	66 84						
57 N	TCU	59 68	215 H	San Diego St.	67 78						
153 A	Loyola Marymount	70 84	273 H	Long Beach St.	72 80						
331 A	Utah St.	65 49									
301 H	Iona	71 58									

Non-Div I Games:

Arizona

Loss, Non-Conf, S Site, H Home A Away N Neutral

Average RPI Win:	167	WON-LOST	WINNING	LAST 10	STRENGTH OF	OPP. STRENGTH	TEAM	ADJ.	CONF.	ADJ CONF.
Average RPI Loss:	6	RECORD	PCT. RANK	GAMES	SCHEDULE	OF SCHEDULE	RPI	RPI	RPI	RPI
DIV. I ONLY	7- 3	80	7- 3	52	16	38	38	4	4	
DIV. I NON-CONF.	7- 3	80	7- 3	52	16	38	38	4	4	
TOTALS	RPI 1-25	RPI 26-50	W-L RECORDS	RPI 51-100	RPI 101-150	RPI 150+				
7- 3	1- 3	0- 0	OVERALL	0- 0	2- 0	4- 0				
5- 0	1- 0	0- 0	HOME	0- 0	2- 0	2- 0				
1- 1	0- 1	0- 0	AWAY	0- 0	0- 0	1- 0				
1- 2	0- 2	0- 0	NEUTRAL	0- 0	0- 0	1- 0				
7- 3	1- 3	0- 0	NON-CONFERENCE	0- 0	2- 0	4- 0				
5- 0	1- 0	0- 0	HOME	0- 0	2- 0	2- 0				
1- 1	0- 1	0- 0	AWAY	0- 0	0- 0	1- 0				
1- 2	0- 2	0- 0	NEUTRAL	0- 0	0- 0	1- 0				
0- 0	0- 0	0- 0	CONFERENCE	0- 0	0- 0	0- 0				
0- 0	0- 0	0- 0	HOME	0- 0	0- 0	0- 0				
0- 0	0- 0	0- 0	AWAY	0- 0	0- 0	0- 0				
0- 0	0- 0	0- 0	NEUTRAL	0- 0	0- 0	0- 0				

RPI 1-25				RPI 26-50		Team's RPI: 38		RPI 51-100				RPI 101+			
RPI	S	Opponent	Score	RPI	S	Opponent	Score	RPI	S	Opponent	Score	RPI	S	Opponent	Score
5	N	Green Bay	48 61									139	H	Sacramento St.	106 58
6	N	Mississippi St.	57 65									146	H	Colgate	65 54
8	A	Florida St.	66 77									178	N	Columbia	72 48
16	H	Buffalo	76 57									193	H	UC Riverside	73 48
												242	H	UTSA	74 42
												258	A	Fresno St.	81 49
LAST 12 Division I GAMES:															
8	A	Florida St.	66 77	193	H	UC Riverside	73 48								
139	H	Sacramento St.	106 58	16	H	Buffalo	76 57								
258	A	Fresno St.	81 49	178	N	Columbia	72 48								
242	H	UTSA	74 42	5	N	Green Bay	48 61								
				6	N	Mississippi St.	57 65								
				146	H	Colgate	65 54								

Non-Div I Games:

Arizona St.

Average RPI Win:	0	WON-LOST	WINNING	LAST 10	STRENGTH OF	OPP. STRENGTH	TEAM	ADJ.	CONF.	ADJ CONF.
Average RPI Loss:	145	RECORD	PCT. RANK	GAMES	SCHEDULE	OF SCHEDULE	RPI	RPI	RPI	RPI
DIV. I ONLY	0- 6	328	0- 6	64	175	275	275	29	29	
DIV. I NON-CONF.	0- 6	328	0- 6	64	175	275	275	29	29	
TOTALS	RPI 1-25	RPI 26-50	W-L RECORDS	RPI 51-100	RPI 101-150	RPI 150+				
0- 6	0- 1	0- 0	OVERALL	0- 2	0- 0	0- 3				
0- 0	0- 0	0- 0	HOME	0- 0	0- 0	0- 0				
0- 6	0- 0	0- 0	AWAY	0- 0	0- 0	0- 0				
0- 0	0- 0	0- 0	NEUTRAL	0- 0	0- 0	0- 0				
0- 6	0- 1	0- 0	NON-CONFERENCE	0- 2	0- 0	0- 3				
0- 0	0- 0	0- 0	HOME	0- 0	0- 0	0- 0				
0- 6	0- 1	0- 0	AWAY	0- 2	0- 0	0- 3				
0- 0	0- 0	0- 0	NEUTRAL	0- 0	0- 0	0- 0				
0- 0	0- 0	0- 0	CONFERENCE	0- 0	0- 0	0- 0				
0- 0	0- 0	0- 0	HOME	0- 0	0- 0	0- 0				
0- 0	0- 0	0- 0	AWAY	0- 0	0- 0	0- 0				
0- 0	0- 0	0- 0	NEUTRAL	0- 0	0- 0	0- 0				

RPI 1-25				RPI 26-50				RPI 51-100				RPI 101+ Team's RPI: 275			
RPI	S	Opponent	Score	RPI	S	Opponent	Score	RPI	S	Opponent	Score	RPI	S	Opponent	Score
20	A	Iowa	45 85					80	A	Dayton	43 81	200	A	Austin Peay	61 97
								91	A	Nebraska	52 73	238	A	Texas Tech	47 74
												239	A	Tulsa	37 87
LAST 12 Division I GAMES:															
20	A	Iowa	45 85	200	A	Austin Peay	61 97								
239	A	Tulsa	37 87	80	A	Dayton	43 81								
91	A	Nebraska	52 73	238	A	Texas Tech	47 74								

Non-Div I Games: Tougaloo 71 51 Philander Smith 81 73

Ark.-Pine Bluff

## Arkansas

Through Games Of Dec. 10, 2017

Average RPI Win:	212	WON-LOST	WINNING	LAST 10	STRENGTH OF	OPP. STRENGTH	TEAM	ADJ.	CONF.	ADJ CONF.
Average RPI Loss:	107	RECORD	PCT. RANK	GAMES	SCHEDULE	OF SCHEDULE	RPI	RPI	RPI	RPI
DIV. I ONLY	7- 3	80	7- 3	222	64	86	86	1	1	
DIV. I NON-CONF.	7- 3	80	7- 3	222	64	86	86	1	1	
TOTALS	RPI 1-25	RPI 26-50	W-L RECORDS	RPI 51-100	RPI 101-150	RPI 150+				
7- 3	0- 0	0- 0	OVERALL	0- 2	1- 0	6- 1				
5- 0	0- 0	0- 0	HOME	0- 0	1- 0	4- 0				
1- 3	0- 0	0- 0	AWAY	0- 2	0- 0	1- 1				
1- 0	0- 0	0- 0	NEUTRAL	0- 0	0- 0	1- 0				
7- 3	0- 0	0- 0	NON-CONFERENCE	0- 2	1- 0	6- 1				
5- 0	0- 0	0- 0	HOME	0- 0	1- 0	4- 0				
1- 3	0- 0	0- 0	AWAY	0- 2	0- 0	1- 1				
1- 0	0- 0	0- 0	NEUTRAL	0- 0	0- 0	1- 0				
0- 0	0- 0	0- 0	CONFERENCE	0- 0	0- 0	0- 0				
0- 0	0- 0	0- 0	HOME	0- 0	0- 0	0- 0				
0- 0	0- 0	0- 0	AWAY	0- 0	0- 0	0- 0				
0- 0	0- 0	0- 0	NEUTRAL	0- 0	0- 0	0- 0				

RPI 1-25				RPI 26-50				RPI 51-100				Team's RPI: 86	RPI 101+			
RPI	S	Opponent	Score	RPI	S	Opponent	Score	RPI	S	Opponent	Score		RPI	S	Opponent	Score
								53	A	Kansas	60	71	140	H	Samford	84 63
								91	A	Nebraska	69	80	160	N	New Mexico St.	69 60
													177	A	UTEP	61 64
													180	H	Charlotte	73 72
													230	H	Abilene Christian	79 65
													234	A	Oral Roberts	77 66
													239	H	Tulsa	67 41
													300	H	Sam Houston St.	65 54
LAST 12 Division I GAMES:																
				230	H	Abilene Christian	79 65						239	H	Tulsa	67 41
				160	N	New Mexico St.	69 60						180	H	Charlotte	73 72
				177	A	UTEP	61 64						53	A	Kansas	60 71
				234	A	Oral Roberts	77 66						300	H	Sam Houston St.	65 54
				91	A	Nebraska	69 80									
				140	H	Samford	84 63									

Non-Div I Games:

Arkansas

  Loss, 
  Non-Conf, 
  S Site, 
  H Home 
  A Away 
N Neutral

Average RPI Win:	224	WON-LOST	WINNING	LAST 10	STRENGTH OF	OPP. STRENGTH	TEAM	ADJ.	CONF.	ADJ CONF.
Average RPI Loss:	75	RECORD	PCT. RANK	GAMES	SCHEDULE	OF SCHEDULE	RPI	RPI	RPI	RPI
DIV. I ONLY	4- 4	165	4- 4	90	103	93	93	23	23	
DIV. I NON-CONF.	4- 4	165	4- 4	90	103	93	93	23	23	
TOTALS	RPI 1-25	RPI 26-50	W-L RECORDS	RPI 51-100	RPI 101-150	RPI 150+				
4- 4	0- 0	0- 2	OVERALL	0- 1	0- 1	4- 0				
3- 0	0- 0	0- 0	HOME	0- 0	0- 0	3- 0				
1- 4	0- 0	0- 2	AWAY	0- 1	0- 1	1- 0				
0- 0	0- 0	0- 0	NEUTRAL	0- 0	0- 0	0- 0				
4- 4	0- 0	0- 2	NON-CONFERENCE	0- 1	0- 1	4- 0				
3- 0	0- 0	0- 0	HOME	0- 0	0- 0	3- 0				
1- 4	0- 0	0- 2	AWAY	0- 1	0- 1	1- 0				
0- 0	0- 0	0- 0	NEUTRAL	0- 0	0- 0	0- 0				
0- 0	0- 0	0- 0	CONFERENCE	0- 0	0- 0	0- 0				
0- 0	0- 0	0- 0	HOME	0- 0	0- 0	0- 0				
0- 0	0- 0	0- 0	AWAY	0- 0	0- 0	0- 0				
0- 0	0- 0	0- 0	NEUTRAL	0- 0	0- 0	0- 0				

RPI 1-25				RPI 26-50				RPI 51-100				Team's RPI: 93		RPI 101+			
RPI	S	Opponent	Score	RPI	S	Opponent	Score	RPI	S	Opponent	Score	RPI	S	Opponent	Score		
				26	A	South Fla.	55 98	96	A	Indiana	51 93	131	A	Pittsburgh	47 87		
				46	A	Ole Miss	48 74					156	A	Florida	70 69		
												177	H	UTEP	76 73		
												248	H	UT Martin	84 73		
												313	H	Tennessee St.	68 62		
LAST 12 Division I GAMES:																	
				26	A	South Fla.	55 98	177	H	UTEP	76 73						
				156	A	Florida	70 69	46	A	Ole Miss	48 74						
				96	A	Indiana	51 93	313	H	Tennessee St.	68 62						
								131	A	Pittsburgh	47 87						
								248	H	UT Martin	84 73						

Non-Div I Games:

Arkansas St.

■ Loss, 
■ Non-Conf, 
■ S Site, 
■ H Home 
■ A Away 
N Neutral



Average RPI Win:	239	WON-LOST	WINNING	LAST 10	STRENGTH OF	OPP. STRENGTH	TEAM	ADJ.	CONF.	ADJ CONF.
Average RPI Loss:	156	RECORD	PCT. RANK	GAMES	SCHEDULE	OF SCHEDULE	RPI	RPI	RPI	RPI
DIV. I ONLY	6- 4	123	6- 4	221	298	169	169	18	18	
DIV. I NON-CONF.	6- 4	123	6- 4	221	298	169	169	18	18	
TOTALS	RPI 1-25	RPI 26-50	W-L RECORDS	RPI 51-100	RPI 101-150	RPI 150+				
6- 4	0- 0	0- 0	OVERALL	1- 2	0- 0	5- 2				
4- 1	0- 0	0- 0	HOME	0- 1	0- 0	4- 0				
2- 3	0- 0	0- 0	AWAY	1- 1	0- 0	1- 2				
0- 0	0- 0	0- 0	NEUTRAL	0- 0	0- 0	0- 0				
6- 4	0- 0	0- 0	NON-CONFERENCE	1- 2	0- 0	5- 2				
4- 1	0- 0	0- 0	HOME	0- 1	0- 0	4- 0				
2- 3	0- 0	0- 0	AWAY	1- 1	0- 0	1- 2				
0- 0	0- 0	0- 0	NEUTRAL	0- 0	0- 0	0- 0				
0- 0	0- 0	0- 0	CONFERENCE	0- 0	0- 0	0- 0				
0- 0	0- 0	0- 0	HOME	0- 0	0- 0	0- 0				
0- 0	0- 0	0- 0	AWAY	0- 0	0- 0	0- 0				
0- 0	0- 0	0- 0	NEUTRAL	0- 0	0- 0	0- 0				

RPI 1-25			RPI 26-50			RPI 51-100			RPI 101+			Team's RPI: 169
RPI	S	Opponent	Score	RPI	S	Opponent	Score	RPI	S	Opponent	Score	
						55	A Marquette	53 83	207	A Fairleigh Dickinson	56 58	
						71	A Yale	82 65	209	H Dartmouth	71 56	
						94	H Delaware	59 70	213	H LIU Brooklyn	71 37	
									262	H Binghamton	73 61	
									268	A St. Francis Brooklyn	52 73	
									329	H NJIT	79 49	
									347	A Air Force	65 59	
LAST 12 Division I GAMES:												
						55	A Marquette	53 83	209	H Dartmouth	71 56	
						94	H Delaware	59 70	71	A Yale	82 65	
						347	A Air Force	65 59	329	H NJIT	79 49	
						262	H Binghamton	73 61	213	H LIU Brooklyn	71 37	
									268	A St. Francis Brooklyn	52 73	
									207	A Fairleigh Dickinson	56 58	

Non-Div I Games:

Army West Point

■ Loss, 
 ■ Non-Conf, 
 ■ S Site, 
 ■ H Home 
 ■ A Away 
 N Neutral

Average RPI Win: <b>217</b>	WON-LOST	WINNING	LAST 10	STRENGTH OF	OPP. STRENGTH	TEAM	ADJ.	CONF.	ADJ CONF.
Average RPI Loss: <b>77</b>	RECORD	PCT. RANK	GAMES	SCHEDULE	OF SCHEDULE	RPI	RPI	RPI	RPI
DIV. I ONLY	7- 3	80	7- 3	248	134	129	129	1	1
DIV. I NON-CONF.	7- 3	80	7- 3	248	134	129	129	1	1
TOTALS	RPI 1-25	RPI 26-50	W-L RECORDS	RPI 51-100	RPI 101-150	RPI 150+			
7- 3	0- 0	0- 1	OVERALL	1- 1	0- 1	6- 0			
4- 0	0- 0	0- 0	HOME	0- 0	0- 0	4- 0			
2- 1	0- 0	0- 1	AWAY	1- 0	0- 0	1- 0			
1- 2	0- 0	0- 0	NEUTRAL	0- 1	0- 1	1- 0			
7- 3	0- 0	0- 1	NON-CONFERENCE	1- 1	0- 1	6- 0			
4- 0	0- 0	0- 0	HOME	0- 0	0- 0	4- 0			
2- 1	0- 0	0- 1	AWAY	1- 0	0- 0	1- 0			
1- 2	0- 0	0- 0	NEUTRAL	0- 1	0- 1	1- 0			
0- 0	0- 0	0- 0	CONFERENCE	0- 0	0- 0	0- 0			
0- 0	0- 0	0- 0	HOME	0- 0	0- 0	0- 0			
0- 0	0- 0	0- 0	AWAY	0- 0	0- 0	0- 0			
0- 0	0- 0	0- 0	NEUTRAL	0- 0	0- 0	0- 0			

RPI S	Opponent	Score	RPI S	Opponent	Score	RPI S	Opponent	Score	RPI S	Opponent	Score	Team's RPI: 129
43	A Virginia Tech	63 72	74	N Chattanooga	41 50	115	N Northwestern	48 49				
			96	A Indiana	65 53	154	H Louisiana Tech	75 59				
						185	N Georgetown	60 40				
						194	A Louisiana	70 60				
						247	H Southern U.	65 47				
						297	H N.C. A&T	63 53				
						349	H La.-Monroe	67 41				
LAST 12 Division I GAMES:												
247	H Southern U.	65 47	115	N Northwestern	48 49							
194	A Louisiana	70 60	185	N Georgetown	60 40							
96	A Indiana	65 53	154	H Louisiana Tech	75 59							
349	H La.-Monroe	67 41	297	H N.C. A&T	63 53							
74	N Chattanooga	41 50	43	A Virginia Tech	63 72							

Non-Div I Games:

Auburn

■ Loss, 
 ■ Non-Conf, 
 ■ S Site, 
 ■ H Home 
 ■ A Away 
 N Neutral

Average RPI Win:	294	WON-LOST	WINNING	LAST 10	STRENGTH OF	OPP. STRENGTH	TEAM	ADJ.	CONF.	ADJ CONF.
Average RPI Loss:	88	RECORD	PCT. RANK	GAMES	SCHEDULE	OF SCHEDULE	RPI	RPI	RPI	RPI
DIV. I ONLY	5- 2	76	5- 2	333	211	200	200	25	25	
DIV. I NON-CONF.	5- 2	76	5- 2	333	211	200	200	25	25	
TOTALS	RPI 1-25	RPI 26-50	W-L RECORDS	RPI 51-100	RPI 101-150	RPI 150+				
5- 2	0- 0	0- 1	OVERALL	0- 0	0- 1	5- 0				
2- 1	0- 0	0- 0	HOME	0- 0	0- 1	2- 0				
3- 1	0- 0	0- 0	AWAY	0- 0	0- 0	3- 0				
0- 0	0- 0	0- 0	NEUTRAL	0- 0	0- 0	0- 0				
5- 2	0- 0	0- 1	NON-CONFERENCE	0- 0	0- 1	5- 0				
2- 1	0- 0	0- 0	HOME	0- 0	0- 1	2- 0				
3- 1	0- 0	0- 1	AWAY	0- 0	0- 0	3- 0				
0- 0	0- 0	0- 0	NEUTRAL	0- 0	0- 0	0- 0				
0- 0	0- 0	0- 0	CONFERENCE	0- 0	0- 0	0- 0				
0- 0	0- 0	0- 0	HOME	0- 0	0- 0	0- 0				
0- 0	0- 0	0- 0	AWAY	0- 0	0- 0	0- 0				
0- 0	0- 0	0- 0	NEUTRAL	0- 0	0- 0	0- 0				

RPI	S	Opponent	Score	RPI	S	Opponent	Score	RPI	S	Opponent	Score	RPI	S	Opponent	Score	Team's RPI: 200
39	A	Butler	54	75								136	H	Western Ill.	68	81
												263	A	Alabama A&M	55	52
												267	A	Lipscomb	71	63
												275	H	Ark.-Pine Bluff	97	61
												319	H	Evansville	82	73
												344	A	Northern Ky.	53	52
LAST 12 Division I GAMES:																
344	A	Northern Ky.	53	52	136	H	Western Ill.	68	81							
319	H	Evansville	82	73												
275	H	Ark.-Pine Bluff	97	61												
267	A	Lipscomb	71	63												
263	A	Alabama A&M	55	52												
39	A	Butler	54	75												

Non-Div I Games: Christian Bros. 73 50 Trevecca Nazarene 80 72

Austin Peay

Average RPI Win:	248	WON-LOST	WINNING	LAST 10	STRENGTH OF	OPP. STRENGTH	TEAM	ADJ.	CONF.	ADJ CONF.
Average RPI Loss:	144	RECORD	PCT. RANK	GAMES	SCHEDULE	OF SCHEDULE	RPI	RPI	RPI	RPI
DIV. I ONLY	4- 5	189	4- 5	209	258	226	226	15	15	
DIV. I NON-CONF.	4- 5	189	4- 5	209	258	226	226	15	15	
TOTALS	RPI 1-25	RPI 26-50	W-L RECORDS	RPI 51-100	RPI 101-150	RPI 150+				
4- 5	0- 0	1- 1	OVERALL	0- 1	0- 2	3- 1				
3- 2	0- 0	1- 1	HOME	0- 0	0- 0	2- 1				
1- 3	0- 0	0- 0	AWAY	0- 1	0- 2	1- 0				
0- 0	0- 0	0- 0	NEUTRAL	0- 0	0- 0	0- 0				
4- 5	0- 0	1- 1	NON-CONFERENCE	0- 1	0- 2	3- 1				
3- 2	0- 0	1- 1	HOME	0- 0	0- 0	2- 1				
1- 3	0- 0	0- 0	AWAY	0- 1	0- 2	1- 0				
0- 0	0- 0	0- 0	NEUTRAL	0- 0	0- 0	0- 0				
0- 0	0- 0	0- 0	CONFERENCE	0- 0	0- 0	0- 0				
0- 0	0- 0	0- 0	HOME	0- 0	0- 0	0- 0				
0- 0	0- 0	0- 0	AWAY	0- 0	0- 0	0- 0				
0- 0	0- 0	0- 0	NEUTRAL	0- 0	0- 0	0- 0				

RPI S	Opponent	Score	RPI S	Opponent	Score	RPI S	Opponent	Score	RPI S	Opponent	Score	Team's RPI: 226
35	H Utah	77 68	48	H Georgia	63 79	65	A Northern Colo.	74 79	130	A Washington	72 80	
									147	A Colorado St.	54 56	
									293	A Eastern Wash.	73 69	
									328	H Southern Utah	75 67	
									331	H Utah St.	69 76	
									335	H Utah Valley	75 54	
LAST 12 Division I GAMES:												
293	A Eastern Wash.	73 69	35	H Utah	77 68	331	H Utah St.	69 76	147	A Colorado St.	54 56	
130	A Washington	72 80	65	A Northern Colo.	74 79	48	H Georgia	63 79	335	H Utah Valley	75 54	
328	H Southern Utah	75 67										

Non-Div I Games:

BYU

■ Loss, 
 ■ Non-Conf, S Site, 
 ■ Home 
 ■ Away 
 N Neutral

Average RPI Win:	163	WON-LOST	WINNING	LAST 10	STRENGTH OF	OPP. STRENGTH	TEAM	ADJ.	CONF.	ADJ CONF.
Average RPI Loss:	0	RECORD	PCT. RANK	GAMES	SCHEDULE	OF SCHEDULE	RPI	RPI	RPI	RPI
DIV. I ONLY	8- 0	1	8- 0	298	3	49	49	7	7	
DIV. I NON-CONF.	8- 0	1	8- 0	298	3	49	49	7	7	
TOTALS	RPI 1-25	RPI 26-50	W-L RECORDS	RPI 51-100	RPI 101-150	RPI 150+				
8- 0	0- 0	2- 0	OVERALL	0- 0	2- 0	4- 0				
4- 0	0- 0	1- 0	HOME	0- 0	1- 0	2- 0				
4- 0	0- 0	1- 0	AWAY	0- 0	1- 0	2- 0				
0- 0	0- 0	0- 0	NEUTRAL	0- 0	0- 0	0- 0				
8- 0	0- 0	2- 0	NON-CONFERENCE	0- 0	2- 0	4- 0				
4- 0	0- 0	1- 0	HOME	0- 0	1- 0	2- 0				
4- 0	0- 0	1- 0	AWAY	0- 0	1- 0	2- 0				
0- 0	0- 0	0- 0	NEUTRAL	0- 0	0- 0	0- 0				
0- 0	0- 0	0- 0	CONFERENCE	0- 0	0- 0	0- 0				
0- 0	0- 0	0- 0	HOME	0- 0	0- 0	0- 0				
0- 0	0- 0	0- 0	AWAY	0- 0	0- 0	0- 0				
0- 0	0- 0	0- 0	NEUTRAL	0- 0	0- 0	0- 0				

RPI 1-25				RPI 26-50				Team's RPI: 49				RPI 51-100				RPI 101+			
RPI	S	Opponent	Score	RPI	S	Opponent	Score	RPI	S	Opponent	Score	RPI	S	Opponent	Score	RPI	S	Opponent	Score
				39	H	Butler	87 75					101	A	Vanderbilt	88 79				
				44	A	Purdue	66 60					114	H	Southeast Mo. St.	69 56				
												170	A	Cleveland St.	76 64				
												252	H	Missouri St.	70 58				
												267	H	Lipscomb	84 46				
												313	A	Tennessee St.	85 65				
LAST 12 Division I GAMES:																			
				114	H	Southeast Mo. St.	69 56					313	A	Tennessee St.	85 65				
				44	A	Purdue	66 60					101	A	Vanderbilt	88 79				
				39	H	Butler	87 75					267	H	Lipscomb	84 46				
												252	H	Missouri St.	70 58				
												170	A	Cleveland St.	76 64				

Non-Div I Games: Oakland City 126 55

Ball St.

Average RPI Win:	128	WON-LOST	WINNING	LAST 10	STRENGTH OF	OPP. STRENGTH	TEAM	ADJ.	CONF.	ADJ CONF.
Average RPI Loss:	40	RECORD	PCT. RANK	GAMES	SCHEDULE	OF SCHEDULE	RPI	RPI	RPI	RPI
DIV. I ONLY	8- 1	19	8- 1	118	22	20	20	5	5	
DIV. I NON-CONF.	8- 1	19	8- 1	118	22	20	20	5	5	
TOTALS	RPI 1-25	RPI 26-50	W-L RECORDS	RPI 51-100	RPI 101-150	RPI 150+				
8- 1	0- 0	2- 1	OVERALL	3- 0	0- 0	3- 0				
6- 0	0- 0	1- 0	HOME	3- 0	0- 0	2- 0				
0- 1	0- 0	0- 1	AWAY	0- 0	0- 0	0- 0				
2- 0	0- 0	1- 0	NEUTRAL	0- 0	0- 0	1- 0				
8- 1	0- 0	2- 1	NON-CONFERENCE	3- 0	0- 0	3- 0				
6- 0	0- 0	1- 0	HOME	3- 0	0- 0	2- 0				
0- 1	0- 0	0- 1	AWAY	0- 0	0- 0	0- 0				
2- 0	0- 0	1- 0	NEUTRAL	0- 0	0- 0	1- 0				
0- 0	0- 0	0- 0	CONFERENCE	0- 0	0- 0	0- 0				
0- 0	0- 0	0- 0	HOME	0- 0	0- 0	0- 0				
0- 0	0- 0	0- 0	AWAY	0- 0	0- 0	0- 0				
0- 0	0- 0	0- 0	NEUTRAL	0- 0	0- 0	0- 0				

RPI 1-25			Team's RPI: 20		RPI 26-50			RPI 51-100			RPI 101+				
RPI	S	Opponent	Score	RPI	S	Opponent	Score	RPI	S	Opponent	Score	RPI	S	Opponent	Score
				36	H	Stanford	81 57	63	H	Kentucky	90 63	157	H	Lamar University	121 62
				40	A	UCLA	68 82	72	H	North Dakota	105 43	252	N	Missouri St.	100 58
				45	N	Georgia Tech	80 57	76	H	Central Ark.	86 55	323	H	Coppin St.	100 54
LAST 12 Division I GAMES:															
				36	H	Stanford	81 57	72	H	North Dakota	105 43				
				63	H	Kentucky	90 63	323	H	Coppin St.	100 54				
				45	N	Georgia Tech	80 57	157	H	Lamar University	121 62				
				252	N	Missouri St.	100 58								
				40	A	UCLA	68 82								
				76	H	Central Ark.	86 55								

Non-Div I Games:

Baylor

Average RPI Win:	190	WON-LOST	WINNING	LAST 10	STRENGTH OF	OPP. STRENGTH	TEAM	ADJ.	CONF.	ADJ CONF.
Average RPI Loss:	49	RECORD	PCT. RANK	GAMES	SCHEDULE	OF SCHEDULE	RPI	RPI	RPI	RPI
DIV. I ONLY	7- 2	48	7- 2	256	17	78	78	25	25	
DIV. I NON-CONF.	7- 2	48	7- 2	256	17	78	78	25	25	
TOTALS	RPI 1-25	RPI 26-50	W-L RECORDS	RPI 51-100	RPI 101-150	RPI 150+				
7- 2	0- 0	1- 1	OVERALL	0- 1	2- 0	4- 0				
3- 0	0- 0	0- 0	HOME	0- 0	1- 0	2- 0				
2- 1	0- 0	0- 0	AWAY	0- 0	0- 0	2- 0				
2- 1	0- 0	1- 1	NEUTRAL	0- 0	1- 0	0- 0				
7- 2	0- 0	1- 1	NON-CONFERENCE	0- 1	2- 0	4- 0				
3- 0	0- 0	0- 0	HOME	0- 0	1- 0	2- 0				
2- 1	0- 0	0- 0	AWAY	0- 1	0- 0	2- 0				
2- 1	0- 0	1- 1	NEUTRAL	0- 0	1- 0	0- 0				
0- 0	0- 0	0- 0	CONFERENCE	0- 0	0- 0	0- 0				
0- 0	0- 0	0- 0	HOME	0- 0	0- 0	0- 0				
0- 0	0- 0	0- 0	AWAY	0- 0	0- 0	0- 0				
0- 0	0- 0	0- 0	NEUTRAL	0- 0	0- 0	0- 0				

RPI 1-25			RPI 26-50			RPI 51-100			Team's RPI: 78	RPI 101+		
RPI	S	Opponent	Score	RPI	S	Opponent	Score	RPI	S	Opponent	Score	RPI
				27	N	FGCU	75 65	62	A	Oklahoma	73 96	137
				36	N	Stanford	53 74					N Gonzaga
												140 H Samford
												220 H Presbyterian
												239 A Tulsa
												267 A Lipscomb
												298 H Fort Wayne
LAST 12 Division I GAMES:												
				137	N	Gonzaga	71 63	267	A	Lipscomb	91 59	
				140	H	Samford	83 46	220	H	Presbyterian	90 48	
				298	H	Fort Wayne	74 42	27	N	FGCU	75 65	
				239	A	Tulsa	90 65	36	N	Stanford	53 74	
				62	A	Oklahoma	73 96					

Non-Div I Games: Trevecca Nazarene 97 39

Belmont

Average RPI Win: 303		WON-LOST	WINNING	LAST 10	STRENGTH OF	OPP. STRENGTH	TEAM	ADJ.	CONF.	ADJ CONF.
Average RPI Loss: 205		RECORD	PCT. RANK	GAMES	SCHEDULE	OF SCHEDULE	RPI	RPI	RPI	RPI
DIV. I ONLY		3- 2	123	3- 2	349	106	337	337	32	32
DIV. I NON-CONF.		3- 2	123	3- 2	349	106	337	337	32	32
TOTALS	RPI 1-25	RPI 26-50		W-L RECORDS		RPI 51-100	RPI 101-150	RPI 150+		
3- 2	0- 0	0- 0		OVERALL		0- 0	0- 1	3- 1		
2- 1	0- 0	0- 0		HOME		0- 0	0- 0	2- 1		
1- 1	0- 0	0- 0		AWAY		0- 0	0- 1	1- 0		
0- 0	0- 0	0- 0		NEUTRAL		0- 0	0- 0	0- 0		
3- 2	0- 0	0- 0		NON-CONFERENCE		0- 0	0- 1	3- 1		
2- 1	0- 0	0- 0		HOME		0- 0	0- 0	2- 1		
1- 1	0- 0	0- 0		AWAY		0- 0	0- 1	1- 0		
0- 0	0- 0	0- 0		NEUTRAL		0- 0	0- 0	0- 0		
0- 0	0- 0	0- 0		CONFERENCE		0- 0	0- 0	0- 0		
0- 0	0- 0	0- 0		HOME		0- 0	0- 0	0- 0		
0- 0	0- 0	0- 0		AWAY		0- 0	0- 0	0- 0		
0- 0	0- 0	0- 0		NEUTRAL		0- 0	0- 0	0- 0		

RPI 1-25				RPI 26-50				RPI 51-100				RPI 101+				Team's RPI: 337	
RPI	S	Opponent	Score	RPI	S	Opponent	Score	RPI	S	Opponent	Score	RPI	S	Opponent	Score		
												110	A	North Florida	63	70	
												276	H	Prairie View	77	52	
												299	H	Southeastern La.	58	60	
												302	H	Grand Canyon	69	60	
												330	A	FIU	77	59	
LAST 12 Division I GAMES:																	
				302	H	Grand Canyon	69 60					110	A	North Florida	63	70	
												299	H	Southeastern La.	58	60	
												276	H	Prairie View	77	52	
												330	A	FIU	77	59	

Non-Div I Games:	Edward Waters	101	60	Palm Beach Atl.	61	48
------------------	---------------	-----	----	-----------------	----	----

Bethune-Cookman

■ Loss, ■ Non-Conf, S Site, H Home A Away N Neutral



Binghamton

Through Games Of Dec. 10, 2017

Average RPI Win:	266	WON-LOST	WINNING	LAST 10	STRENGTH OF	OPP. STRENGTH	TEAM	ADJ.	CONF.	ADJ CONF.
Average RPI Loss:	170	RECORD	PCT. RANK	GAMES	SCHEDULE	OF SCHEDULE	RPI	RPI	RPI	RPI
DIV. I ONLY	5- 4	142	5- 4	340	115	262	262	24	24	
DIV. I NON-CONF.	5- 4	142	5- 4	340	115	262	262	24	24	
TOTALS	RPI 1-25	RPI 26-50	W-L RECORDS	RPI 51-100	RPI 101-150	RPI 150+				
5- 4	0- 0	0- 0	OVERALL	0- 1	0- 0	5- 3				
2- 1	0- 0	0- 0	HOME	0- 1	0- 0	2- 0				
2- 2	0- 0	0- 0	AWAY	0- 0	0- 0	2- 2				
1- 1	0- 0	0- 0	NEUTRAL	0- 0	0- 0	1- 1				
5- 4	0- 0	0- 0	NON-CONFERENCE	0- 1	0- 0	5- 3				
2- 1	0- 0	0- 0	HOME	0- 1	0- 0	2- 0				
2- 2	0- 0	0- 0	AWAY	0- 0	0- 0	2- 2				
1- 1	0- 0	0- 0	NEUTRAL	0- 0	0- 0	1- 1				
0- 0	0- 0	0- 0	CONFERENCE	0- 0	0- 0	0- 0				
0- 0	0- 0	0- 0	HOME	0- 0	0- 0	0- 0				
0- 0	0- 0	0- 0	AWAY	0- 0	0- 0	0- 0				
0- 0	0- 0	0- 0	NEUTRAL	0- 0	0- 0	0- 0				

RPI 1-25			RPI 26-50			RPI 51-100			RPI 101+			Team's RPI: 262
RPI	S	Opponent	Score	RPI	S	Opponent	Score	RPI	S	Opponent	Score	
						71 H Yale	69 73			169 A Army West Point	61 73	
										183 N UMES	68 51	
										197 H Penn	77 72	
										201 A Bucknell	59 64	
										239 N Tulsa	55 60	
										291 A Bryant	55 47	
										328 A Southern Utah	72 66	
										329 H NJIT	67 36	
LAST 12 Division I GAMES:												
						71 H Yale	69 73			329 H NJIT	67 36	
						201 A Bucknell	59 64			291 A Bryant	55 47	
						183 N UMES	68 51			169 A Army West Point	61 73	
						239 N Tulsa	55 60					
						328 A Southern Utah	72 66					
						197 H Penn	77 72					

Non-Div I Games: SUNY Cortland 90 36

Binghamton

Loss, Non-Conf, S Site, H Home A Away N Neutral

Average RPI Win:	252	WON-LOST	WINNING	LAST 10	STRENGTH OF	OPP. STRENGTH	TEAM	ADJ.	CONF.	ADJ CONF.
Average RPI Loss:	169	RECORD	PCT. RANK	GAMES	SCHEDULE	OF SCHEDULE	RPI	RPI	RPI	RPI
DIV. I ONLY	3- 3	165	3- 3	270	248	231	231	20	20	
DIV. I NON-CONF.	3- 3	165	3- 3	270	248	231	231	20	20	
TOTALS	RPI 1-25	RPI 26-50	W-L RECORDS	RPI 51-100	RPI 101-150	RPI 150+				
3- 3	0- 0	0- 1	OVERALL	0- 0	1- 1	2- 1				
1- 1	0- 0	0- 1	HOME	0- 0	1- 0	0- 0				
2- 0	0- 0	0- 0	AWAY	0- 0	0- 0	2- 0				
0- 2	0- 0	0- 0	NEUTRAL	0- 0	0- 1	0- 1				
3- 3	0- 0	0- 1	NON-CONFERENCE	0- 0	1- 1	2- 1				
1- 1	0- 0	0- 1	HOME	0- 0	1- 0	0- 0				
2- 0	0- 0	0- 0	AWAY	0- 0	0- 0	2- 0				
0- 2	0- 0	0- 0	NEUTRAL	0- 0	0- 1	0- 1				
0- 0	0- 0	0- 0	CONFERENCE	0- 0	0- 0	0- 0				
0- 0	0- 0	0- 0	HOME	0- 0	0- 0	0- 0				
0- 0	0- 0	0- 0	AWAY	0- 0	0- 0	0- 0				
0- 0	0- 0	0- 0	NEUTRAL	0- 0	0- 0	0- 0				

RPI 1-25			RPI 26-50			RPI 51-100			RPI 101+			Team's RPI: 231
RPI	S	Opponent	Score	RPI	S	Opponent	Score	RPI	S	Opponent	Score	
				47	H	Saint Mary's (CA)	72 74					
								130	H	Washington	85 62	
								144	N	San Diego	52 72	
								293	A	Eastern Wash.	61 57	
								316	N	Northern Ariz.	60 62	
								332	A	Portland	73 47	
LAST 12 Division I GAMES:												
				144	N	San Diego	52 72	332	A	Portland	73 47	
								130	H	Washington	85 62	
								293	A	Eastern Wash.	61 57	
								47	H	Saint Mary's (CA)	72 74	
								316	N	Northern Ariz.	60 62	

Non-Div I Games: Corban 94 50 Northwest Chrst. 83 51

Boise St.

Average RPI Win:	186	WON-LOST	WINNING	LAST 10	STRENGTH OF	OPP. STRENGTH	TEAM	ADJ.	CONF.	ADJ CONF.
Average RPI Loss:	156	RECORD	PCT. RANK	GAMES	SCHEDULE	OF SCHEDULE	RPI	RPI	RPI	RPI
DIV. I ONLY	4- 6	214	4- 6	72	280	179	179	2	2	
DIV. I NON-CONF.	4- 6	214	4- 6	72	280	179	179	2	2	
TOTALS	RPI 1-25	RPI 26-50	W-L RECORDS	RPI 51-100	RPI 101-150	RPI 150+				
4- 6	0- 0	1- 0	OVERALL	0- 2	1- 0	2- 4				
3- 2	0- 0	1- 0	HOME	0- 1	1- 0	1- 1				
1- 4	0- 0	0- 0	AWAY	0- 1	0- 0	1- 2				
0- 0	0- 0	0- 0	NEUTRAL	0- 0	0- 0	0- 0				
4- 6	0- 0	1- 0	NON-CONFERENCE	0- 2	1- 0	2- 4				
3- 2	0- 0	1- 0	HOME	0- 1	1- 0	1- 1				
1- 4	0- 0	0- 0	AWAY	0- 1	0- 0	1- 3				
0- 0	0- 0	0- 0	NEUTRAL	0- 0	0- 0	0- 0				
0- 0	0- 0	0- 0	CONFERENCE	0- 0	0- 0	0- 0				
0- 0	0- 0	0- 0	HOME	0- 0	0- 0	0- 0				
0- 0	0- 0	0- 0	AWAY	0- 0	0- 0	0- 0				
0- 0	0- 0	0- 0	NEUTRAL	0- 0	0- 0	0- 0				

RPI S	Opponent	Score	RPI S	Opponent	Score	RPI S	Opponent	Score	RPI S	Opponent	Score	Team's RPI: 179
			34 H	Houston	79 74	59 A	Minnesota	68 78	148 H	Fordham	55 52	
						69 H	Seton Hall	53 73	178 A	Columbia	60 68	
									184 A	Boston U.	57 61	
									209 A	Dartmouth	57 68	
									235 H	Fairfield	58 66	
									272 A	Holy Cross	70 61	
									291 H	Bryant	65 42	
LAST 12 Division I GAMES:												
			69 H	Seton Hall	53 73	34 H	Houston	79 74				
			272 A	Holy Cross	70 61	59 A	Minnesota	68 78				
			235 H	Fairfield	58 66	148 H	Fordham	55 52				
			178 A	Columbia	60 68	209 A	Dartmouth	57 68				
			184 A	Boston U.	57 61	291 H	Bryant	65 42				

Non-Div I Games:

Boston College

■ Loss, 
 ■ Non-Conf, S Site, 
 ■ Home 
 ■ Away 
 N Neutral

Average RPI Win:	217	WON-LOST	WINNING	LAST 10	STRENGTH OF	OPP. STRENGTH	TEAM	ADJ.	CONF.	ADJ CONF.
Average RPI Loss:	156	RECORD	PCT. RANK	GAMES	SCHEDULE	OF SCHEDULE	RPI	RPI	RPI	RPI
DIV. I ONLY	5- 3	103	5- 3	297	121	184	184	18	18	
DIV. I NON-CONF.	5- 3	103	5- 3	297	121	184	184	18	18	
TOTALS	RPI 1-25	RPI 26-50	W-L RECORDS	RPI 51-100	RPI 101-150	RPI 150+				
5- 3	0- 0	0- 0	OVERALL	1- 0	0- 1	4- 2				
2- 1	0- 0	0- 0	HOME	0- 0	0- 0	2- 1				
3- 2	0- 0	0- 0	AWAY	1- 0	0- 1	2- 1				
0- 0	0- 0	0- 0	NEUTRAL	0- 0	0- 0	0- 0				
5- 3	0- 0	0- 0	NON-CONFERENCE	1- 0	0- 1	4- 2				
2- 1	0- 0	0- 0	HOME	0- 0	0- 0	2- 1				
3- 2	0- 0	0- 0	AWAY	1- 0	0- 1	2- 1				
0- 0	0- 0	0- 0	NEUTRAL	0- 0	0- 0	0- 0				
0- 0	0- 0	0- 0	CONFERENCE	0- 0	0- 0	0- 0				
0- 0	0- 0	0- 0	HOME	0- 0	0- 0	0- 0				
0- 0	0- 0	0- 0	AWAY	0- 0	0- 0	0- 0				
0- 0	0- 0	0- 0	NEUTRAL	0- 0	0- 0	0- 0				

RPI 1-25				RPI 26-50				RPI 51-100				RPI 101+ Team's RPI: 184			
RPI	S	Opponent	Score	RPI	S	Opponent	Score	RPI	S	Opponent	Score	RPI	S	Opponent	Score
								94	A	Delaware	85 79	120	A	Harvard	70 80
												159	A	New Hampshire	57 72
												179	H	Boston College	61 57
												189	H	Marist	52 80
												199	H	Northeastern	74 73
												291	A	Bryant	78 61
												320	A	Vermont	57 41
LAST 12 Division I GAMES:															
				320	A	Vermont	57 41					189	H	Marist	52 80
				291	A	Bryant	78 61					199	H	Northeastern	74 73
				179	H	Boston College	61 57								
				120	A	Harvard	70 80								
				94	A	Delaware	85 79								
				159	A	New Hampshire	57 72								

Non-Div I Games:

Boston U.

## Bowling Green

Through Games Of Dec. 10, 2017

Average RPI Win:	233	WON-LOST	WINNING	LAST 10	STRENGTH OF	OPP. STRENGTH	TEAM	ADJ.	CONF.	ADJ CONF.
Average RPI Loss:	129	RECORD	PCT. RANK	GAMES	SCHEDULE	OF SCHEDULE	RPI	RPI	RPI	RPI
DIV. I ONLY	7- 2	48	7- 2	243	196	105	105	7	7	
DIV. I NON-CONF.	7- 2	48	7- 2	243	196	105	105	7	7	
TOTALS	RPI 1-25	RPI 26-50	W-L RECORDS	RPI 51-100	RPI 101-150	RPI 150+				
7- 2	0- 0	0- 1	OVERALL	0- 0	1- 0	6- 1				
3- 1	0- 0	0- 0	HOME	0- 0	1- 0	2- 1				
2- 1	0- 0	0- 1	AWAY	0- 0	0- 0	2- 0				
2- 0	0- 0	0- 0	NEUTRAL	0- 0	0- 0	2- 0				
7- 2	0- 0	0- 1	NON-CONFERENCE	0- 0	1- 0	6- 1				
3- 1	0- 0	0- 0	HOME	0- 0	1- 0	2- 1				
2- 1	0- 0	0- 1	AWAY	0- 0	0- 0	2- 0				
2- 0	0- 0	0- 0	NEUTRAL	0- 0	0- 0	2- 0				
0- 0	0- 0	0- 0	CONFERENCE	0- 0	0- 0	0- 0				
0- 0	0- 0	0- 0	HOME	0- 0	0- 0	0- 0				
0- 0	0- 0	0- 0	AWAY	0- 0	0- 0	0- 0				
0- 0	0- 0	0- 0	NEUTRAL	0- 0	0- 0	0- 0				

RPI 1-25			RPI 26-50			RPI 51-100			RPI 101+			Team's RPI: 105
RPI	S	Opponent	Score	RPI	S	Opponent	Score	RPI	S	Opponent	Score	
				28	A	South Dakota St.	44 76					
								127	H	Xavier	63 53	
								210	A	Robert Morris	64 62	
								223	N	Fla. Atlantic	66 55	
								229	H	Canisius	57 71	
								251	A	Detroit Mercy	85 81	
								260	H	Eastern Ky.	77 60	
								274	H	Valparaiso	90 77	
								283	N	Norfolk St.	59 50	
LAST 12 Division I GAMES:												
229	H	Canisius	57 71	28	A	South Dakota St.	44 76					
210	A	Robert Morris	64 62	127	H	Xavier	63 53					
251	A	Detroit Mercy	85 81	274	H	Valparaiso	90 77					
260	H	Eastern Ky.	77 60	223	N	Fla. Atlantic	66 55					
				283	N	Norfolk St.	59 50					

Non-Div I Games:

Bowling Green

■ Loss, 
 ■ Non-Conf, S Site, 
 ■ Home 
 ■ Away 
 N Neutral

RPI 1-25				RPI 26-50				RPI 51-100				RPI 101+				Team's RPI: 150	
RPI	S	Opponent	Score	RPI	S	Opponent	Score	RPI	S	Opponent	Score	RPI	S	Opponent	Score		
												114	A	Southeast Mo. St.	53	57	
												149	A	Illinois	62	74	
												161	A	Northern Ill.	52	76	
												163	H	Omaha	69	56	
												222	N	Nicholls St.	75	65	
												306	A	Eastern Ill.	67	52	
												322	H	Ill.-Chicago	58	48	
LAST 12 Division I GAMES:																	
				306	A	Eastern Ill.	67 52					161	A	Northern Ill.	52	76	
				322	H	Ill.-Chicago	58 48					114	A	Southeast Mo. St.	53	57	
												222	N	Nicholls St.	75	65	
												149	A	Illinois	62	74	
												163	H	Omaha	69	56	

B  
r  
a  
d  
l  
e  
y

Bradley

Page 30

Average RPI Win:	212	WON-LOST	WINNING	LAST 10	STRENGTH OF	OPP. STRENGTH	TEAM	ADJ.	CONF.	ADJ CONF.
Average RPI Loss:	16	RECORD	PCT. RANK	GAMES	SCHEDULE	OF SCHEDULE	RPI	RPI	RPI	RPI
DIV. I ONLY	9- 1	14	9- 1	311	35	99	99	9	9	
DIV. I NON-CONF.	9- 1	14	9- 1	311	35	99	99	9	9	
TOTALS	RPI 1-25	RPI 26-50	W-L RECORDS	RPI 51-100	RPI 101-150	RPI 150+				
9- 1	0- 1	0- 0	OVERALL	0- 0	3- 0	6- 0				
3- 1	0- 1	0- 0	HOME	0- 0	0- 0	3- 0				
4- 0	0- 0	0- 0	AWAY	0- 0	2- 0	2- 0				
2- 0	0- 0	0- 0	NEUTRAL	0- 0	1- 0	1- 0				
9- 1	0- 1	0- 0	NON-CONFERENCE	0- 0	3- 0	6- 0				
3- 1	0- 1	0- 0	HOME	0- 0	0- 0	3- 0				
4- 0	0- 0	0- 0	AWAY	0- 0	2- 0	2- 0				
2- 0	0- 0	0- 0	NEUTRAL	0- 0	1- 0	1- 0				
0- 0	0- 0	0- 0	CONFERENCE	0- 0	0- 0	0- 0				
0- 0	0- 0	0- 0	HOME	0- 0	0- 0	0- 0				
0- 0	0- 0	0- 0	AWAY	0- 0	0- 0	0- 0				
0- 0	0- 0	0- 0	NEUTRAL	0- 0	0- 0	0- 0				

RPI 1-25				RPI 26-50				RPI 51-100				Team's RPI: 99	RPI 101+			
RPI	S	Opponent	Score	RPI	S	Opponent	Score	RPI	S	Opponent	Score		RPI	S	Opponent	Score
16	H	California	79 89										117	N	Hampton	73 66
													142	A	Providence	64 59
													146	A	Colgate	83 73
													188	H	Sacred Heart	102 77
													228	A	Central Conn. St.	78 55
													232	A	Pacific	74 57
													272	H	Holy Cross	82 78
													291	H	Bryant	85 62
													291	N	Bryant	72 60
LAST 12 Division I GAMES:																
				188	H	Sacred Heart	102 77					146	A	Colgate	83 73	
				291	N	Bryant	72 60					16	H	California	79 89	
				142	A	Providence	64 59					228	A	Central Conn. St.	78 55	
				272	H	Holy Cross	82 78					291	H	Bryant	85 62	
				232	A	Pacific	74 57									
				117	N	Hampton	73 66									

Non-Div I Games:

Brown

Average RPI Win: <b>327</b>	WON-LOST	WINNING	LAST 10	STRENGTH OF	OPP. STRENGTH	TEAM	ADJ.	CONF.	ADJ CONF.
Average RPI Loss: <b>165</b>	RECORD	PCT. RANK	GAMES	SCHEDULE	OF SCHEDULE	RPI	RPI	RPI	RPI
DIV. I ONLY	<b>1- 9</b>	<b>326</b>	<b>1- 9</b>	<b>138</b>	<b>331</b>	<b>291</b>	<b>291</b>	<b>27</b>	<b>27</b>
DIV. I NON-CONF.	<b>1- 9</b>	<b>326</b>	<b>1- 9</b>	<b>138</b>	<b>331</b>	<b>291</b>	<b>291</b>	<b>27</b>	<b>27</b>
TOTALS	RPI 1-25	RPI 26-50	W-L RECORDS	RPI 51-100	RPI 101-150	RPI 150+			
1- 9	0- 0	0- 0	OVERALL	0- 3	0- 1	1- 5			
0- 4	0- 0	0- 0	HOME	0- 0	0- 1	0- 3			
0- 4	0- 0	0- 0	AWAY	0- 2	0- 0	0- 2			
1- 1	0- 0	0- 0	NEUTRAL	0- 1	0- 0	1- 0			
1- 9	0- 0	0- 0	NON-CONFERENCE	0- 3	0- 1	1- 5			
0- 4	0- 0	0- 0	HOME	0- 0	0- 1	0- 3			
0- 4	0- 0	0- 0	AWAY	0- 2	0- 0	0- 2			
1- 1	0- 0	0- 0	NEUTRAL	0- 1	0- 0	1- 0			
0- 0	0- 0	0- 0	CONFERENCE	0- 0	0- 0	0- 0			
0- 0	0- 0	0- 0	HOME	0- 0	0- 0	0- 0			
0- 0	0- 0	0- 0	AWAY	0- 0	0- 0	0- 0			
0- 0	0- 0	0- 0	NEUTRAL	0- 0	0- 0	0- 0			

RPI S	Opponent	Score	RPI S	Opponent	Score	RPI S	Opponent	Score	RPI S	Opponent	Score	Team's RPI: 291
						98 A	Maine	68 70	133 H	Hartford	47 59	
						99 A	Brown	62 85	159 H	New Hampshire	65 74	
						99 N	Brown	60 72	179 A	Boston College	42 65	
									184 H	Boston U.	61 78	
									262 H	Binghamton	47 55	
									272 A	Holy Cross	57 59	
									327 N	Rhode Island	58 52	
LAST 12 Division I GAMES:												
327 N	Rhode Island	58 52	133 H	Hartford	47 59							
184 H	Boston U.	61 78	262 H	Binghamton	47 55							
272 A	Holy Cross	57 59	99 N	Brown	60 72							
159 H	New Hampshire	65 74	179 A	Boston College	42 65							
98 A	Maine	68 70										
99 A	Brown	62 85										

Non-Div I Games:

Bryant



Bucknell

Through Games Of Dec. 10, 2017

Average RPI Win:	272	WON-LOST	WINNING	LAST 10	STRENGTH OF	OPP. STRENGTH	TEAM	ADJ.	CONF.	ADJ CONF.
Average RPI Loss:	116	RECORD	PCT. RANK	GAMES	SCHEDULE	OF SCHEDULE	RPI	RPI	RPI	RPI
DIV. I ONLY	6- 3	85	6- 3	304	227	201	201	18	18	
DIV. I NON-CONF.	6- 3	85	6- 3	304	227	201	201	18	18	
TOTALS	RPI 1-25	RPI 26-50	W-L RECORDS	RPI 51-100	RPI 101-150	RPI 150+				
6- 3	0- 0	0- 0	OVERALL	0- 2	0- 0	6- 1				
3- 2	0- 0	0- 0	HOME	0- 1	0- 0	3- 1				
3- 1	0- 0	0- 0	AWAY	0- 1	0- 0	3- 0				
0- 0	0- 0	0- 0	NEUTRAL	0- 0	0- 0	0- 0				
6- 3	0- 0	0- 0	NON-CONFERENCE	0- 2	0- 0	6- 1				
3- 2	0- 0	0- 0	HOME	0- 1	0- 0	3- 1				
3- 1	0- 0	0- 0	AWAY	0- 1	0- 0	3- 0				
0- 0	0- 0	0- 0	NEUTRAL	0- 0	0- 0	0- 0				
0- 0	0- 0	0- 0	CONFERENCE	0- 0	0- 0	0- 0				
0- 0	0- 0	0- 0	HOME	0- 0	0- 0	0- 0				
0- 0	0- 0	0- 0	AWAY	0- 0	0- 0	0- 0				
0- 0	0- 0	0- 0	NEUTRAL	0- 0	0- 0	0- 0				

RPI 1-25				RPI 26-50				RPI 51-100				RPI 101+				Team's RPI: 201	
RPI	S	Opponent	Score	RPI	S	Opponent	Score	RPI	S	Opponent	Score	RPI	S	Opponent	Score		
								52	A	Drexel	54	63	203	H	St. Bonaventure	48	59
								92	H	Saint Joseph's	53	77	229	H	Canisius	76	57
													253	H	Akron	63	52
													262	H	Binghamton	64	59
													292	A	Rider	76	71
													294	A	Youngstown St.	66	60
													301	A	Iona	60	53
LAST 12 Division I GAMES:																	
				52	A	Drexel	54	63	301	A	Iona	60	53				
				92	H	Saint Joseph's	53	77	262	H	Binghamton	64	59				
				253	H	Akron	63	52	229	H	Canisius	76	57				
				292	A	Rider	76	71	294	A	Youngstown St.	66	60				
									203	H	St. Bonaventure	48	59				

Non-Div I Games:

Bucknell

Loss, Non-Conf, S Site, H Home A Away N Neutral

## Buffalo

Through Games Of Dec. 10, 2017

Average RPI Win:	150	WON-LOST	WINNING	LAST 10	STRENGTH OF	OPP. STRENGTH	TEAM	ADJ.	CONF.	ADJ CONF.
Average RPI Loss:	38	RECORD	PCT. RANK	GAMES	SCHEDULE	OF SCHEDULE	RPI	RPI	RPI	RPI
DIV. I ONLY	7- 1	26	7- 1	82	41	16	16	7	7	
DIV. I NON-CONF.	7- 1	26	7- 1	82	41	16	16	7	7	
TOTALS	RPI 1-25	RPI 26-50	W-L RECORDS	RPI 51-100	RPI 101-150	RPI 150+				
7- 1	0- 0	0- 1	OVERALL	2- 0	2- 0	3- 0				
3- 0	0- 0	0- 0	HOME	1- 0	0- 0	2- 0				
1- 1	0- 0	0- 1	AWAY	0- 0	0- 0	1- 0				
3- 0	0- 0	0- 0	NEUTRAL	1- 0	2- 0	0- 0				
7- 1	0- 0	0- 1	NON-CONFERENCE	2- 0	2- 0	3- 0				
3- 0	0- 0	0- 0	HOME	1- 0	0- 0	2- 0				
1- 1	0- 0	0- 1	AWAY	0- 0	0- 0	1- 0				
3- 0	0- 0	0- 0	NEUTRAL	1- 0	2- 0	0- 0				
0- 0	0- 0	0- 0	CONFERENCE	0- 0	0- 0	0- 0				
0- 0	0- 0	0- 0	HOME	0- 0	0- 0	0- 0				
0- 0	0- 0	0- 0	AWAY	0- 0	0- 0	0- 0				
0- 0	0- 0	0- 0	NEUTRAL	0- 0	0- 0	0- 0				

RPI 1-25			Team's RPI: 16		RPI 26-50			RPI 51-100			RPI 101+		
RPI	S	Opponent	Score		RPI	S	Opponent	Score		RPI	S	Opponent	Score
					38	A	Arizona St.	57	76	91	N	Nebraska	82 72
										94	H	Delaware	87 73
									</				

Non-Div I Games:

Buffalo

■ Loss, 
 ■ Non-Conf, S Site, 
 ■ Home 
 ■ Away 
 N Neutral

Average RPI Win:	206	WON-LOST	WINNING	LAST 10	STRENGTH OF	OPP. STRENGTH	TEAM	ADJ.	CONF.	ADJ CONF.
Average RPI Loss:	36	RECORD	PCT. RANK	GAMES	SCHEDULE	OF SCHEDULE	RPI	RPI	RPI	RPI
DIV. I ONLY	6- 4	123	6- 4	16	254	39	39	6	6	
DIV. I NON-CONF.	6- 4	123	6- 4	16	254	39	39	6	6	
TOTALS	RPI 1-25	RPI 26-50	W-L RECORDS	RPI 51-100	RPI 101-150	RPI 150+				
6- 4	0- 1	1- 2	OVERALL	0- 1	1- 0	4- 0				
3- 0	0- 0	0- 0	HOME	0- 0	1- 0	2- 0				
2- 2	0- 0	0- 2	AWAY	0- 0	0- 0	2- 0				
1- 2	0- 1	1- 0	NEUTRAL	0- 1	0- 0	0- 0				
6- 4	0- 1	1- 2	NON-CONFERENCE	0- 1	1- 0	4- 0				
3- 0	0- 0	0- 0	HOME	0- 0	1- 0	2- 0				
2- 2	0- 0	0- 2	AWAY	0- 0	0- 0	2- 0				
1- 2	0- 1	1- 0	NEUTRAL	0- 1	0- 0	0- 0				
0- 0	0- 0	0- 0	CONFERENCE	0- 0	0- 0	0- 0				
0- 0	0- 0	0- 0	HOME	0- 0	0- 0	0- 0				
0- 0	0- 0	0- 0	AWAY	0- 0	0- 0	0- 0				
0- 0	0- 0	0- 0	NEUTRAL	0- 0	0- 0	0- 0				

RPI 1-25				RPI 26-50				Team's RPI: 39				RPI 51-100				RPI 101+			
RPI	S	Opponent	Score	RPI	S	Opponent	Score	RPI	S	Opponent	Score	RPI	S	Opponent	Score	RPI	S	Opponent	Score
15	N	West Virginia	68 75	26	A	South Fla.	55 71	52	N	Drexel	62 76	118	H	Wisconsin	69 62				
				43	N	Virginia Tech	79 77					200	H	Austin Peay	75 54				
				49	A	Ball St.	75 87					267	H	Lipscomb	70 58				
												269	A	Illinois St.	56 45				
												336	A	Murray St.	88 59				
LAST 12 Division I GAMES:																			
				118	H	Wisconsin	69 62	26	A	South Fla.	55 71								
				269	A	Illinois St.	56 45	267	H	Lipscomb	70 58								
				49	A	Ball St.	75 87	336	A	Murray St.	88 59								
				52	N	Drexel	62 76	200	H	Austin Peay	75 54								
				43	N	Virginia Tech	79 77												
				15	N	West Virginia	68 75												

Non-Div I Games:

Butler

CSU Bakersfield

Through Games Of Dec. 10, 2017

Average RPI Win:	331	WON-LOST	WINNING	LAST 10	STRENGTH OF	OPP. STRENGTH	TEAM	ADJ.	CONF.	ADJ CONF.
Average RPI Loss:	184	RECORD	PCT. RANK	GAMES	SCHEDULE	OF SCHEDULE	RPI	RPI	RPI	RPI
DIV. I ONLY	2- 6	261	2- 6	335	256	311	311	30	30	
DIV. I NON-CONF.	2- 6	261	2- 6	335	256	311	311	30	30	
TOTALS	RPI 1-25	RPI 26-50	W-L RECORDS	RPI 51-100	RPI 101-150	RPI 150+				
2- 6	0- 0	0- 1	OVERALL	0- 0	0- 0	2- 5				
1- 0	0- 0	0- 0	HOME	0- 0	0- 0	1- 0				
1- 6	0- 0	0- 1	AWAY	0- 0	0- 0	1- 5				
0- 0	0- 0	0- 0	NEUTRAL	0- 0	0- 0	0- 0				
2- 6	0- 0	0- 1	NON-CONFERENCE	0- 0	0- 0	2- 5				
1- 0	0- 0	0- 0	HOME	0- 0	0- 0	1- 0				
1- 6	0- 0	0- 1	AWAY	0- 0	0- 0	1- 5				
0- 0	0- 0	0- 0	NEUTRAL	0- 0	0- 0	0- 0				
0- 0	0- 0	0- 0	CONFERENCE	0- 0	0- 0	0- 0				
0- 0	0- 0	0- 0	HOME	0- 0	0- 0	0- 0				
0- 0	0- 0	0- 0	AWAY	0- 0	0- 0	0- 0				
0- 0	0- 0	0- 0	NEUTRAL	0- 0	0- 0	0- 0				

RPI 1-25				RPI 26-50				RPI 51-100				RPI 101+				Team's RPI: 311	
RPI	S	Opponent	Score	RPI	S	Opponent	Score	RPI	S	Opponent	Score	RPI	S	Opponent	Score		
				36	A	Stanford	34 57					164	A	South Dakota	50 66		
												177	A	UTEP	56 67		
												193	A	UC Riverside	65 68		
												219	A	SMU	29 41		
												317	A	San Jose St.	57 67		
												328	A	Southern Utah	46 45		
												333	H	Cal St. Fullerton	55 43		
LAST 12 Division I GAMES:																	
				219	A	SMU	29 41					164	A	South Dakota	50 66		
				328	A	Southern Utah	46 45					193	A	UC Riverside	65 68		
				333	H	Cal St. Fullerton	55 43										
				36	A	Stanford	34 57										
				317	A	San Jose St.	57 67										
				177	A	UTEP	56 67										

Non-Div I Games: Fresno Pacific 74 63

CSU Bakersfield

Loss, Non-Conf, S Site, H Home A Away N Neutral

Average RPI Win:	263	WON-LOST	WINNING	LAST 10	STRENGTH OF	OPP. STRENGTH	TEAM	ADJ.	CONF.	ADJ CONF.
Average RPI Loss:	155	RECORD	PCT. RANK	GAMES	SCHEDULE	OF SCHEDULE	RPI	RPI	RPI	RPI
DIV. I ONLY	4- 6	214	4- 6	175	296	206	206	22	22	
DIV. I NON-CONF.	4- 6	214	4- 6	175	296	206	206	22	22	
TOTALS	RPI 1-25	RPI 26-50	W-L RECORDS	RPI 51-100	RPI 101-150	RPI 150+				
4- 6	0- 1	0- 0	OVERALL	0- 1	0- 0	4- 4				
2- 2	0- 0	0- 0	HOME	0- 0	0- 0	2- 2				
2- 3	0- 1	0- 0	AWAY	0- 0	0- 0	2- 2				
0- 1	0- 0	0- 0	NEUTRAL	0- 1	0- 0	0- 0				
4- 6	0- 1	0- 0	NON-CONFERENCE	0- 1	0- 0	4- 4				
2- 2	0- 0	0- 0	HOME	0- 0	0- 0	2- 2				
2- 3	0- 1	0- 0	AWAY	0- 0	0- 0	2- 2				
0- 1	0- 0	0- 0	NEUTRAL	0- 1	0- 0	0- 0				
0- 0	0- 0	0- 0	CONFERENCE	0- 0	0- 0	0- 0				
0- 0	0- 0	0- 0	HOME	0- 0	0- 0	0- 0				
0- 0	0- 0	0- 0	AWAY	0- 0	0- 0	0- 0				
0- 0	0- 0	0- 0	NEUTRAL	0- 0	0- 0	0- 0				

RPI	S	Opponent	Score	RPI	S	Opponent	Score	RPI	S	Opponent	Score	RPI	S	Opponent	Score	Team's RPI: 206
24	A	Oregon	43 91					61	N	Milwaukee	50 58	153	A	Loyola Marymount	75 68	
												171	H	Weber St.	61 64	
												192	H	Idaho	75 80	
												215	A	San Diego St.	55 58	
												258	H	Fresno St.	85 72	
												264	A	New Orleans	73 76	
												317	A	San Jose St.	76 59	
												324	H	Arizona	66 63	
LAST 12 Division I GAMES:																
61	N	Milwaukee	50 58	153	A	Loyola Marymount	75 68									
264	A	New Orleans	73 76	317	A	San Jose St.	76 59									
215	A	San Diego St.	55 58	258	H	Fresno St.	85 72									
24	A	Oregon	43 91	171	H	Weber St.	61 64									
				324	H	Arizona	66 63									
				192	H	Idaho	75 80									

Non-Div I Games:

CSUN

■ Loss, 
 ■ Non-Conf, 
 ■ S Site, 
 ■ H Home 
 ■ A Away 
 N Neutral

Average RPI Win:	261	WON-LOST	WINNING	LAST 10	STRENGTH OF	OPP. STRENGTH	TEAM	ADJ.	CONF.	ADJ CONF.
Average RPI Loss:	141	RECORD	PCT. RANK	GAMES	SCHEDULE	OF SCHEDULE	RPI	RPI	RPI	RPI
DIV. I ONLY	3- 3	165	3- 3	300	153	245	245	22	22	
DIV. I NON-CONF.	3- 3	165	3- 3	300	153	245	245	22	22	
TOTALS	RPI 1-25	RPI 26-50	W-L RECORDS	RPI 51-100	RPI 101-150	RPI 150+				
3- 3	0- 0	0- 1	OVERALL	0- 0	0- 0	3- 2				
2- 1	0- 0	0- 0	HOME	0- 0	0- 0	2- 1				
1- 2	0- 0	0- 1	AWAY	0- 0	0- 0	1- 1				
0- 0	0- 0	0- 0	NEUTRAL	0- 0	0- 0	0- 0				
3- 3	0- 0	0- 1	NON-CONFERENCE	0- 0	0- 0	3- 2				
2- 1	0- 0	0- 0	HOME	0- 0	0- 0	2- 1				
1- 2	0- 0	0- 1	AWAY	0- 0	0- 0	1- 1				
0- 0	0- 0	0- 0	NEUTRAL	0- 0	0- 0	0- 0				
0- 0	0- 0	0- 0	CONFERENCE	0- 0	0- 0	0- 0				
0- 0	0- 0	0- 0	HOME	0- 0	0- 0	0- 0				
0- 0	0- 0	0- 0	AWAY	0- 0	0- 0	0- 0				
0- 0	0- 0	0- 0	NEUTRAL	0- 0	0- 0	0- 0				

RPI 1-25			RPI 26-50			RPI 51-100			RPI 101+			Team's RPI: 245
RPI	S	Opponent	Score	RPI	S	Opponent	Score	RPI	S	Opponent	Score	
				47	A	Saint Mary's (CA)	64 82					
								165	A	San Francisco	71 83	
								165	H	San Francisco	88 83	
								210	H	Robert Morris	50 66	
								302	H	Grand Canyon	75 69	
								316	A	Northern Ariz.	89 73	
LAST 12 Division I GAMES:												
				316	A	Northern Ariz.	89 73	210	H	Robert Morris	50 66	
				165	H	San Francisco	88 83	47	A	Saint Mary's (CA)	64 82	
								302	H	Grand Canyon	75 69	
								165	A	San Francisco	71 83	

Non-Div I Games: Cal St. Monterey Ba77 44

Cal Poly

Average RPI Win:	307	WON-LOST	WINNING	LAST 10	STRENGTH OF	OPP. STRENGTH	TEAM	ADJ.	CONF.	ADJ CONF.
Average RPI Loss:	250	RECORD	PCT. RANK	GAMES	SCHEDULE	OF SCHEDULE	RPI	RPI	RPI	RPI
DIV. I ONLY	2- 7	273	2- 7	326	335	333	333	22	22	
DIV. I NON-CONF.	2- 7	273	2- 7	326	335	333	333	22	22	
TOTALS	RPI 1-25	RPI 26-50	W-L RECORDS	RPI 51-100	RPI 101-150	RPI 150+				
2- 7	0- 0	0- 0	OVERALL	0- 0	0- 0	2- 7				
1- 1	0- 0	0- 0	HOME	0- 0	0- 0	1- 1				
1- 5	0- 0	0- 0	AWAY	0- 0	0- 0	1- 5				
0- 1	0- 0	0- 0	NEUTRAL	0- 0	0- 0	0- 1				
2- 7	0- 0	0- 0	NON-CONFERENCE	0- 0	0- 0	2- 7				
1- 1	0- 0	0- 0	HOME	0- 0	0- 0	1- 1				
1- 5	0- 0	0- 0	AWAY	0- 0	0- 0	1- 5				
0- 1	0- 0	0- 0	NEUTRAL	0- 0	0- 0	0- 1				
0- 0	0- 0	0- 0	CONFERENCE	0- 0	0- 0	0- 0				
0- 0	0- 0	0- 0	HOME	0- 0	0- 0	0- 0				
0- 0	0- 0	0- 0	AWAY	0- 0	0- 0	0- 0				
0- 0	0- 0	0- 0	NEUTRAL	0- 0	0- 0	0- 0				

RPI 1-25			RPI 26-50			RPI 51-100			RPI 101+			Team's RPI: 333
RPI	S	Opponent	Score	RPI	S	Opponent	Score	RPI	S	Opponent	Score	
								192	A	Idaho	60	80
								215	A	San Diego St.	58	59
								232	A	Pacific	65	81
								234	N	Oral Roberts	50	60
								266	H	Denver	58	83
								281	A	Santa Clara	73	69
								303	A	Montana	47	68
								311	A	CSU Bakersfield	43	55
								332	H	Portland	66	61
LAST 12 Division I GAMES:												
303	A	Montana	47	68	192	A	Idaho	60	80			
266	H	Denver	58	83	234	N	Oral Roberts	50	60			
332	H	Portland	66	61	281	A	Santa Clara	73	69			
311	A	CSU Bakersfield	43	55								
215	A	San Diego St.	58	59								
232	A	Pacific	65	81								

Non-Div I Games:

Cal St. Fullerton

■ Loss, 
 ■ Non-Conf, 
 ■ S Site, 
 ■ H Home 
 ■ A Away 
 N Neutral

## California

Through Games Of Dec. 10, 2017

Average RPI Win:	176	WON-LOST	WINNING	LAST 10	STRENGTH OF	OPP. STRENGTH	TEAM	ADJ.	CONF.	ADJ CONF.
Average RPI Loss:	17	RECORD	PCT. RANK	GAMES	SCHEDULE	OF SCHEDULE	RPI	RPI	RPI	RPI
DIV. I ONLY	7- 2	48	7- 2	29	50	16	16	4	4	
DIV. I NON-CONF.	7- 2	48	7- 2	29	50	16	16	4	4	
TOTALS	RPI 1-25	RPI 26-50	W-L RECORDS	RPI 51-100	RPI 101-150	RPI 150+				
7- 2	0- 1	1- 1	OVERALL	1- 0	1- 0	4- 0				
4- 1	0- 0	1- 1	HOME	0- 0	1- 0	2- 0				
3- 1	0- 1	0- 0	AWAY	1- 0	0- 0	2- 0				
0- 0	0- 0	0- 0	NEUTRAL	0- 0	0- 0	0- 0				
7- 2	0- 1	1- 1	NON-CONFERENCE	1- 0	1- 0	4- 0				
4- 1	0- 0	1- 1	HOME	0- 0	1- 0	2- 0				
3- 1	0- 1	0- 0	AWAY	1- 0	0- 0	2- 0				
0- 0	0- 0	0- 0	NEUTRAL	0- 0	0- 0	0- 0				
0- 0	0- 0	0- 0	CONFERENCE	0- 0	0- 0	0- 0				
0- 0	0- 0	0- 0	HOME	0- 0	0- 0	0- 0				
0- 0	0- 0	0- 0	AWAY	0- 0	0- 0	0- 0				
0- 0	0- 0	0- 0	NEUTRAL	0- 0	0- 0	0- 0				

RPI 1-25				RPI 26-50				RPI 51-100				RPI 101+			
RPI	S	Opponent	Score	RPI	S	Opponent	Score	RPI	S	Opponent	Score	RPI	S	Opponent	Score
1	A	UConn	47 82	33	H	Missouri	52 55	99	A	Brown	89 79	144	H	San Diego	89 64
				47	H	Saint Mary's (CA)	87 80					172	H	Seattle U	87 67
												232	A	Pacific	92 85
												257	H	Manhattan	87 66
												281	A	Santa Clara	79 41
LAST 12 Division I GAMES:															
257	H	Manhattan	87 66	232	A	Pacific	92 85	144	H	San Diego	89 64	281	A	Santa Clara	79 41
99	A	Brown	89 79	172	H	Seattle U	87 67	33	H	Missouri	52 55				
1	A	UConn	47 82												
47	H	Saint Mary's (CA)	87 80												

Non-Div I Games:

California

■ Loss, 
 ■ Non-Conf, S Site, 
 ■ Home 
 ■ Away 
 N Neutral



Average RPI Win:	279	WON-LOST	WINNING	LAST 10	STRENGTH OF	OPP. STRENGTH	TEAM	ADJ.	CONF.	ADJ CONF.
Average RPI Loss:	78	RECORD	PCT. RANK	GAMES	SCHEDULE	OF SCHEDULE	RPI	RPI	RPI	RPI
DIV. I ONLY	4- 2	85	4- 2	247	238	158	158	31	31	
DIV. I NON-CONF.	4- 2	85	4- 2	247	238	158	158	31	31	
TOTALS	RPI 1-25	RPI 26-50	W-L RECORDS	RPI 51-100	RPI 101-150	RPI 150+				
4- 2	0- 0	0- 0	OVERALL	0- 1	0- 1	4- 0				
2- 1	0- 0	0- 0	HOME	0- 0	0- 1	2- 0				
2- 1	0- 0	0- 0	AWAY	0- 0	0- 0	2- 0				
0- 0	0- 0	0- 0	NEUTRAL	0- 0	0- 0	0- 0				
4- 2	0- 0	0- 0	NON-CONFERENCE	0- 1	0- 1	4- 0				
2- 1	0- 0	0- 0	HOME	0- 0	0- 1	2- 0				
2- 1	0- 0	0- 0	AWAY	0- 1	0- 0	2- 0				
0- 0	0- 0	0- 0	NEUTRAL	0- 0	0- 0	0- 0				
0- 0	0- 0	0- 0	CONFERENCE	0- 0	0- 0	0- 0				
0- 0	0- 0	0- 0	HOME	0- 0	0- 0	0- 0				
0- 0	0- 0	0- 0	AWAY	0- 0	0- 0	0- 0				
0- 0	0- 0	0- 0	NEUTRAL	0- 0	0- 0	0- 0				

RPI 1-25			RPI 26-50			RPI 51-100			RPI 101+			Team's RPI: 158
RPI	S	Opponent	Score	RPI	S	Opponent	Score	RPI	S	Opponent	Score	
						53 A Kansas	48 66			102 H Mercer	57 58	
										224 A Col. of Charleston	53 45	
										278 A UNCG	72 61	
										286 H USC Upstate	69 49	
										326 H Western Caro.	58 51	
LAST 12 Division I GAMES:												
						326 H Western Caro.	58 51			278 A UNCG	72 61	
						102 H Mercer	57 58			224 A Col. of Charleston	53 45	
										286 H USC Upstate	69 49	
										53 A Kansas	48 66	

Non-Div I Games: William Peace 94 42

Campbell

Average RPI Win:	154	WON-LOST	WINNING	LAST 10	STRENGTH OF	OPP. STRENGTH	TEAM	ADJ.	CONF.	ADJ CONF.
Average RPI Loss:	152	RECORD	PCT. RANK	GAMES	SCHEDULE	OF SCHEDULE	RPI	RPI	RPI	RPI
DIV. I ONLY	2- 6	261	2- 6	103	236	229	229	21	21	
DIV. I NON-CONF.	2- 6	261	2- 6	103	236	229	229	21	21	
TOTALS	RPI 1-25	RPI 26-50	W-L RECORDS	RPI 51-100	RPI 101-150	RPI 150+				
2- 6	0- 1	0- 0	OVERALL	0- 1	1- 1	1- 3				
1- 3	0- 0	0- 0	HOME	0- 0	0- 1	1- 2				
1- 3	0- 0	0- 0	AWAY	0- 1	1- 0	0- 0				
0- 0	0- 0	0- 0	NEUTRAL	0- 0	0- 0	0- 0				
2- 6	0- 1	0- 0	NON-CONFERENCE	0- 1	1- 1	1- 3				
1- 3	0- 0	0- 0	HOME	0- 0	0- 1	1- 2				
1- 3	0- 1	0- 0	AWAY	0- 1	1- 0	0- 1				
0- 0	0- 0	0- 0	NEUTRAL	0- 0	0- 0	0- 0				
0- 0	0- 0	0- 0	CONFERENCE	0- 0	0- 0	0- 0				
0- 0	0- 0	0- 0	HOME	0- 0	0- 0	0- 0				
0- 0	0- 0	0- 0	AWAY	0- 0	0- 0	0- 0				
0- 0	0- 0	0- 0	NEUTRAL	0- 0	0- 0	0- 0				

RPI	S	Opponent	Score	RPI	S	Opponent	Score	RPI	S	Opponent	Score	RPI	S	Opponent	Score	Team's RPI: 229
16	A	Buffalo	47 73					88	A	Miami (OH)	47 72	105	A	Bowling Green	71 57	
												146	H	Colgate	63 70	
												155	H	Oakland	48 83	
												201	A	Bucknell	57 76	
												203	H	St. Bonaventure	71 69	
												308	H	Cornell	59 67	
LAST 12 Division I GAMES:																
155	H	Oakland	48 83	16	A	Buffalo	47 73									
201	A	Bucknell	57 76	88	A	Miami (OH)	47 72									
308	H	Cornell	59 67													
105	A	Bowling Green	71 57													
203	H	St. Bonaventure	71 69													
146	H	Colgate	63 70													

Non-Div I Games:

Canisius

Central Ark.

Through Games Of Dec. 10, 2017

Average RPI Win:	304	WON-LOST	WINNING	LAST 10	STRENGTH OF	OPP. STRENGTH	TEAM	ADJ.	CONF.	ADJ CONF.
Average RPI Loss:	23	RECORD	PCT. RANK	GAMES	SCHEDULE	OF SCHEDULE	RPI	RPI	RPI	RPI
DIV. I ONLY	1- 3	261	1- 3	2	141	76	76	26	26	
DIV. I NON-CONF.	1- 3	261	1- 3	2	141	76	76	26	26	
TOTALS	RPI 1-25	RPI 26-50	W-L RECORDS	RPI 51-100	RPI 101-150	RPI 150+				
1- 3	0- 2	0- 1	OVERALL	0- 0	0- 0	1- 0				
1- 0	0- 0	0- 0	HOME	0- 0	0- 0	1- 0				
0- 3	0- 0	0- 0	AWAY	0- 0	0- 0	0- 0				
0- 0	0- 0	0- 0	NEUTRAL	0- 0	0- 0	0- 0				
1- 3	0- 2	0- 1	NON-CONFERENCE	0- 0	0- 0	1- 0				
1- 0	0- 0	0- 0	HOME	0- 0	0- 0	1- 0				
0- 3	0- 2	0- 1	AWAY	0- 0	0- 0	0- 0				
0- 0	0- 0	0- 0	NEUTRAL	0- 0	0- 0	0- 0				
0- 0	0- 0	0- 0	CONFERENCE	0- 0	0- 0	0- 0				
0- 0	0- 0	0- 0	HOME	0- 0	0- 0	0- 0				
0- 0	0- 0	0- 0	AWAY	0- 0	0- 0	0- 0				
0- 0	0- 0	0- 0	NEUTRAL	0- 0	0- 0	0- 0				

RPI 1-25				RPI 26-50				RPI 51-100				RPI 101+			
RPI	S	Opponent	Score	RPI	S	Opponent	Score	RPI	S	Opponent	Score	RPI	S	Opponent	Score
9	A	Tennessee	34 77	41	A	Texas A&M	61 72					304	H	Alcorn	75 52
20	A	Baylor	55 86												
LAST 12 Division I GAMES:															
								41	A	Texas A&M	61 72				
								9	A	Tennessee	34 77				
								304	H	Alcorn	75 52				
								20	A	Baylor	55 86				

Non-Div I Games: Central Baptist 75 34 Williams Baptist 77 31 Crowley's Ridge 106 23 Hendrix 79 22  
Central Ark.

Loss, Non-Conf, S Site, H Home A Away N Neutral

Average RPI Win:	0	WON-LOST	WINNING	LAST 10	STRENGTH OF	OPP. STRENGTH	TEAM	ADJ.	CONF.	ADJ CONF.
Average RPI Loss:	107	RECORD	PCT. RANK	GAMES	SCHEDULE	OF SCHEDULE	RPI	RPI	RPI	RPI
DIV. I ONLY	0- 9	328	0- 9	10	252	228	228	27	27	
DIV. I NON-CONF.	0- 9	328	0- 9	10	252	228	228	27	27	
TOTALS	RPI 1-25	RPI 26-50	W-L RECORDS	RPI 51-100	RPI 101-150	RPI 150+				
0- 9	0- 1	0- 0	OVERALL	0- 4	0- 2	0- 2				
0- 4	0- 0	0- 0	HOME	0- 3	0- 0	0- 1				
0- 5	0- 1	0- 0	AWAY	0- 1	0- 2	0- 1				
0- 0	0- 0	0- 0	NEUTRAL	0- 0	0- 0	0- 0				
0- 9	0- 1	0- 0	NON-CONFERENCE	0- 4	0- 2	0- 2				
0- 4	0- 0	0- 0	HOME	0- 3	0- 0	0- 1				
0- 5	0- 1	0- 0	AWAY	0- 1	0- 2	0- 1				
0- 0	0- 0	0- 0	NEUTRAL	0- 0	0- 0	0- 0				
0- 0	0- 0	0- 0	CONFERENCE	0- 0	0- 0	0- 0				
0- 0	0- 0	0- 0	HOME	0- 0	0- 0	0- 0				
0- 0	0- 0	0- 0	AWAY	0- 0	0- 0	0- 0				
0- 0	0- 0	0- 0	NEUTRAL	0- 0	0- 0	0- 0				

RPI 1-25			RPI 26-50			RPI 51-100			RPI 101+			Team's RPI: 228
RPI	S	Opponent	Score	RPI	S	Opponent	Score	RPI	S	Opponent	Score	Score
15	A	West Virginia	52 102					71	H	Yale	62 75	107 A Duquesne 58 83
								84	A	Penn St.	66 83	133 A Hartford 52 68
								85	H	Albany (NY)	60 72	152 A Virginia 59 103
								99	H	Brown	55 78	216 H Morgan St. 41 61
LAST 12 Division I GAMES:												
107	A	Duquesne	58 83	71	H	Yale	62 75					
216	H	Morgan St.	41 61	133	A	Hartford	52 68					
85	H	Albany (NY)	60 72	15	A	West Virginia	52 102					
84	A	Penn St.	66 83									
99	H	Brown	55 78									
152	A	Virginia	59 103									

Non-Div I Games:

Central Conn. St.

Average RPI Win:	204	WON-LOST	WINNING	LAST 10	STRENGTH OF	OPP. STRENGTH	TEAM	ADJ.	CONF.	ADJ CONF.
Average RPI Loss:	44	RECORD	PCT. RANK	GAMES	SCHEDULE	OF SCHEDULE	RPI	RPI	RPI	RPI
DIV. I ONLY	7- 1	26	7- 1	265	53	83	83	7	7	
DIV. I NON-CONF.	7- 1	26	7- 1	265	53	83	83	7	7	
TOTALS	RPI 1-25	RPI 26-50	W-L RECORDS	RPI 51-100	RPI 101-150	RPI 150+				
7- 1	0- 0	0- 1	OVERALL	0- 0	1- 0	6- 0				
2- 1	0- 0	0- 1	HOME	0- 0	1- 0	1- 0				
3- 0	0- 0	0- 0	AWAY	0- 0	0- 0	3- 0				
2- 0	0- 0	0- 0	NEUTRAL	0- 0	0- 0	2- 0				
7- 1	0- 0	0- 1	NON-CONFERENCE	0- 0	1- 0	6- 0				
2- 1	0- 0	0- 1	HOME	0- 0	1- 0	1- 0				
3- 0	0- 0	0- 0	AWAY	0- 0	0- 0	3- 0				
2- 0	0- 0	0- 0	NEUTRAL	0- 0	0- 0	2- 0				
0- 0	0- 0	0- 0	CONFERENCE	0- 0	0- 0	0- 0				
0- 0	0- 0	0- 0	HOME	0- 0	0- 0	0- 0				
0- 0	0- 0	0- 0	AWAY	0- 0	0- 0	0- 0				
0- 0	0- 0	0- 0	NEUTRAL	0- 0	0- 0	0- 0				

RPI 1-25			RPI 26-50			RPI 51-100			Team's RPI: 83	RPI 101+		
RPI	S	Opponent	Score	RPI	S	Opponent	Score	RPI	S	Opponent	Score	
				44	H	Purdue	69 79			101	H	Vanderbilt 92 75
										155	A	Oakland 103 85
										202	A	SIUE 94 56
										215	N	San Diego St. 85 76
										224	H	Col. of Charleston 79 58
										244	N	Iowa St. 81 60
										288	A	Indiana St. 77 67
LAST 12 Division I GAMES:												
224	H	Col. of Charleston	79 58	288	A	Indiana St.	77 67					
101	H	Vanderbilt	92 75	202	A	SIUE	94 56					
44	H	Purdue	69 79	155	A	Oakland	103 85					
				244	N	Iowa St.	81 60					
				215	N	San Diego St.	85 76					

Non-Div I Games: Aquinas 96 47

Central Mich.

Average RPI Win:	323	WON-LOST	WINNING	LAST 10	STRENGTH OF	OPP. STRENGTH	TEAM	ADJ.	CONF.	ADJ CONF.
Average RPI Loss:	215	RECORD	PCT. RANK	GAMES	SCHEDULE	OF SCHEDULE	RPI	RPI	RPI	RPI
DIV. I ONLY	1- 4	286	1- 4	334	278	345	345	31	31	
DIV. I NON-CONF.	1- 4	286	1- 4	334	278	345	345	31	31	
TOTALS	RPI 1-25	RPI 26-50	W-L RECORDS	RPI 51-100	RPI 101-150	RPI 150+				
1- 4	0- 0	0- 0	OVERALL	0- 0	0- 2	1- 2				
1- 1	0- 0	0- 0	HOME	0- 0	0- 0	1- 1				
0- 2	0- 0	0- 0	AWAY	0- 0	0- 0	0- 1				
0- 1	0- 0	0- 0	NEUTRAL	0- 0	0- 1	0- 0				
1- 4	0- 0	0- 0	NON-CONFERENCE	0- 0	0- 2	1- 2				
1- 1	0- 0	0- 0	HOME	0- 0	0- 0	1- 1				
0- 2	0- 0	0- 0	AWAY	0- 0	0- 1	0- 1				
0- 1	0- 0	0- 0	NEUTRAL	0- 0	0- 1	0- 0				
0- 0	0- 0	0- 0	CONFERENCE	0- 0	0- 0	0- 0				
0- 0	0- 0	0- 0	HOME	0- 0	0- 0	0- 0				
0- 0	0- 0	0- 0	AWAY	0- 0	0- 0	0- 0				
0- 0	0- 0	0- 0	NEUTRAL	0- 0	0- 0	0- 0				

RPI 1-25				RPI 26-50				RPI 51-100				RPI 101+ Team's RPI: 345			
RPI	S	Opponent	Score	RPI	S	Opponent	Score	RPI	S	Opponent	Score	RPI	S	Opponent	Score
												128	A	Clemson	30 66
												133	N	Hartford	43 62
												267	H	Lipscomb	54 58
												323	H	Coppin St.	72 58
												330	A	FIU	70 77
LAST 12 Division I GAMES:															
				128	A	Clemson	30 66					323	H	Coppin St.	72 58
				330	A	FIU	70 77					267	H	Lipscomb	54 58
				133	N	Hartford	43 62								

Non-Div I Games: Erskine 79 43

Charleston So.

Average RPI Win:	257	WON-LOST	WINNING	LAST 10	STRENGTH OF	OPP. STRENGTH	TEAM	ADJ.	CONF.	ADJ CONF.
Average RPI Loss:	87	RECORD	PCT. RANK	GAMES	SCHEDULE	OF SCHEDULE	RPI	RPI	RPI	RPI
DIV. I ONLY	3- 6	231	3- 6	59	217	180	180	19	19	
DIV. I NON-CONF.	3- 6	231	3- 6	59	217	180	180	19	19	
TOTALS	RPI 1-25	RPI 26-50	W-L RECORDS	RPI 51-100	RPI 101-150	RPI 150+				
3- 6	0- 2	0- 1	OVERALL	0- 1	1- 1	2- 1				
2- 1	0- 1	0- 0	HOME	0- 0	1- 0	1- 0				
1- 3	0- 0	0- 0	AWAY	0- 1	0- 1	1- 1				
0- 2	0- 1	0- 1	NEUTRAL	0- 0	0- 0	0- 0				
3- 6	0- 2	0- 1	NON-CONFERENCE	0- 1	1- 1	2- 1				
2- 1	0- 1	0- 0	HOME	0- 0	1- 0	1- 0				
1- 3	0- 0	0- 0	AWAY	0- 1	0- 1	1- 1				
0- 2	0- 1	0- 1	NEUTRAL	0- 0	0- 0	0- 0				
0- 0	0- 0	0- 0	CONFERENCE	0- 0	0- 0	0- 0				
0- 0	0- 0	0- 0	HOME	0- 0	0- 0	0- 0				
0- 0	0- 0	0- 0	AWAY	0- 0	0- 0	0- 0				
0- 0	0- 0	0- 0	NEUTRAL	0- 0	0- 0	0- 0				

RPI 1-25				RPI 26-50				RPI 51-100				RPI 101+ Team's RPI: 180			
RPI	S	Opponent	Score	RPI	S	Opponent	Score	RPI	S	Opponent	Score	RPI	S	Opponent	Score
14	H	Rutgers	54 77	28	N	South Dakota St.	70 71	86	A	Arkansas	72 73	107	H	Duquesne	75 72
20	N	Iowa	64 77									118	A	Wisconsin	66 80
												256	A	East Carolina	55 58
												323	H	Coppin St.	78 49
												340	A	UNC Asheville	51 47
LAST 12 Division I GAMES:															
20	N	Iowa	64 77	86	A	Arkansas	72 73	323	H	Coppin St.	78 49				
340	A	UNC Asheville	51 47	256	A	East Carolina	55 58	28	N	South Dakota St.	70 71				
14	H	Rutgers	54 77												
118	A	Wisconsin	66 80												
107	H	Duquesne	75 72												

Non-Div I Games:

Charlotte

■ Loss, 
 ■ Non-Conf, S Site, 
 ■ Home 
 ■ Away 
 N Neutral

## Chattanooga

Through Games Of Dec. 10, 2017

Average RPI Win:	166	WON-LOST	WINNING	LAST 10	STRENGTH OF	OPP. STRENGTH	TEAM	ADJ.	CONF.	ADJ CONF.
Average RPI Loss:	66	RECORD	PCT. RANK	GAMES	SCHEDULE	OF SCHEDULE	RPI	RPI	RPI	RPI
DIV. I ONLY	6- 4	123	6- 4	79	42	74	74	11	11	
DIV. I NON-CONF.	6- 4	123	6- 4	79	42	74	74	11	11	
TOTALS	RPI 1-25	RPI 26-50	W-L RECORDS	RPI 51-100	RPI 101-150	RPI 150+				
6- 4	0- 1	0- 1	OVERALL	1- 1	2- 1	3- 0				
2- 2	0- 0	0- 1	HOME	0- 1	0- 0	2- 0				
1- 2	0- 1	0- 0	AWAY	1- 0	0- 1	0- 0				
3- 0	0- 0	0- 0	NEUTRAL	0- 0	2- 0	1- 0				
6- 4	0- 1	0- 1	NON-CONFERENCE	1- 1	2- 1	3- 0				
2- 2	0- 0	0- 1	HOME	0- 1	0- 0	2- 0				
1- 2	0- 1	0- 0	AWAY	1- 0	0- 1	0- 0				
3- 0	0- 0	0- 0	NEUTRAL	0- 0	2- 0	1- 0				
0- 0	0- 0	0- 0	CONFERENCE	0- 0	0- 0	0- 0				
0- 0	0- 0	0- 0	HOME	0- 0	0- 0	0- 0				
0- 0	0- 0	0- 0	AWAY	0- 0	0- 0	0- 0				
0- 0	0- 0	0- 0	NEUTRAL	0- 0	0- 0	0- 0				

RPI 1-25				RPI 26-50				RPI 51-100 Team's RPI: 74				RPI 101+			
RPI	S	Opponent	Score	RPI	S	Opponent	Score	RPI	S	Opponent	Score	RPI	S	Opponent	Score
5	A	Green Bay	30 60	43	H	Virginia Tech	44 64	82	H	UCF	57 58	115	N	Northwestern	61 44
								96	A	Indiana	64 61	129	N	Auburn	50 41
												134	A	Stetson	67 78
												185	N	Georgetown	54 41
												220	H	Presbyterian	71 51
												248	H	UT Martin	87 82
LAST 12 Division I GAMES:															
43	H	Virginia Tech	44 64	248	H	UT Martin	87 82								
134	A	Stetson	67 78	129	N	Auburn	50 41								
82	H	UCF	57 58	185	N	Georgetown	54 41								
5	A	Green Bay	30 60	115	N	Northwestern	61 44								
				96	A	Indiana	64 61								
				220	H	Presbyterian	71 51								

Non-Div I Games:

Chattanooga

■ Loss, 
■ Non-Conf, S Site, 
■ Home 
■ Away 
N Neutral



Average RPI Win: 0		WON-LOST	WINNING	LAST 10	STRENGTH OF	OPP. STRENGTH	TEAM	ADJ.	CONF.	ADJ CONF.
Average RPI Loss: 194		RECORD	PCT. RANK	GAMES	SCHEDULE	OF SCHEDULE	RPI	RPI	RPI	RPI
DIV. I ONLY		0- 10	328	0- 10	107	349	315	315	30	30
DIV. I NON-CONF.		0- 10	328	0- 10	107	349	315	315	30	30
TOTALS	RPI 1-25	RPI 26-50		W-L RECORDS		RPI 51-100	RPI 101-150	RPI 150+		
0- 10	0- 0	0- 0		OVERALL		0- 0	0- 5	0- 5		
0- 6	0- 0	0- 0		HOME		0- 0	0- 2	0- 4		
0- 4	0- 0	0- 0		AWAY		0- 0	0- 3	0- 1		
0- 0	0- 0	0- 0		NEUTRAL		0- 0	0- 0	0- 0		
0- 10	0- 0	0- 0		NON-CONFERENCE		0- 0	0- 5	0- 5		
0- 6	0- 0	0- 0		HOME		0- 0	0- 2	0- 4		
0- 4	0- 0	0- 0		AWAY		0- 0	0- 3	0- 1		
0- 0	0- 0	0- 0		NEUTRAL		0- 0	0- 0	0- 0		
0- 0	0- 0	0- 0		CONFERENCE		0- 0	0- 0	0- 0		
0- 0	0- 0	0- 0		HOME		0- 0	0- 0	0- 0		
0- 0	0- 0	0- 0		AWAY		0- 0	0- 0	0- 0		
0- 0	0- 0	0- 0		NEUTRAL		0- 0	0- 0	0- 0		

RPI 1-25				RPI 26-50				RPI 51-100				RPI 101+				Team's RPI: 315	
RPI	S	Opponent	Score	RPI	S	Opponent	Score	RPI	S	Opponent	Score	RPI	S	Opponent	Score		
												115	H	Northwestern	36	63	
												136	A	Western Ill.	54	71	
												136	H	Western Ill.	45	83	
												141	A	Wright St.	39	84	
												149	A	Illinois	56	66	
												161	H	Northern Ill.	59	80	
												225	H	Morehead St.	40	79	
												274	A	Valparaiso	60	71	
												295	H	Loyola Chicago	28	46	
												305	H	Jackson St.	69	87	
LAST 12 Division I GAMES:																	
				274	A	Valparaiso	60	71	136	A	Western Ill.	54	71				
				141	A	Wright St.	39	84	225	H	Morehead St.	40	79				
				295	H	Loyola Chicago	28	46	136	H	Western Ill.	45	83				
				115	H	Northwestern	36	63	161	H	Northern Ill.	59	80				
									305	H	Jackson St.	69	87				
									149	A	Illinois	56	66				

Non-Div I Games:

Chicago St.

■ Loss, ■ Non-Conf, S Site, H Home A Away N Neutral

Average RPI Win:	220	WON-LOST	WINNING	LAST 10	STRENGTH OF	OPP. STRENGTH	TEAM	ADJ.	CONF.	ADJ CONF.
Average RPI Loss:	152	RECORD	PCT. RANK	GAMES	SCHEDULE	OF SCHEDULE	RPI	RPI	RPI	RPI
DIV. I ONLY	5- 4	142	5- 4	302	95	243	243	8	8	
DIV. I NON-CONF.	5- 4	142	5- 4	302	95	243	243	8	8	
TOTALS	RPI 1-25	RPI 26-50	W-L RECORDS	RPI 51-100	RPI 101-150	RPI 150+				
5- 4	0- 0	0- 0	OVERALL	1- 0	1- 3	3- 1				
4- 2	0- 0	0- 0	HOME	1- 0	1- 1	2- 1				
1- 2	0- 0	0- 0	AWAY	0- 0	0- 2	1- 0				
0- 0	0- 0	0- 0	NEUTRAL	0- 0	0- 0	0- 0				
5- 4	0- 0	0- 0	NON-CONFERENCE	1- 0	1- 3	3- 1				
4- 2	0- 0	0- 0	HOME	1- 0	1- 1	2- 1				
1- 2	0- 0	0- 0	AWAY	0- 0	0- 2	1- 0				
0- 0	0- 0	0- 0	NEUTRAL	0- 0	0- 0	0- 0				
0- 0	0- 0	0- 0	CONFERENCE	0- 0	0- 0	0- 0				
0- 0	0- 0	0- 0	HOME	0- 0	0- 0	0- 0				
0- 0	0- 0	0- 0	AWAY	0- 0	0- 0	0- 0				
0- 0	0- 0	0- 0	NEUTRAL	0- 0	0- 0	0- 0				

RPI 1-25			RPI 26-50			RPI 51-100			RPI 101+			Team's RPI: 243
RPI	S	Opponent	Score	RPI	S	Opponent	Score	RPI	S	Opponent	Score	
						88	H Miami (OH)	73 62	114	H	Southeast Mo. St.	65 52
									127	A	Xavier	50 53
									131	H	Pittsburgh	46 66
									138	A	ETSU	77 87
									211	H	Saint Francis (PA)	73 77
									260	H	Eastern Ky.	64 53
									299	H	Southeastern La.	82 43
									338	A	Old Dominion	54 33
LAST 12 Division I GAMES:												
127	A	Xavier	50 53	131	H	Pittsburgh	46 66					
338	A	Old Dominion	54 33	88	H	Miami (OH)	73 62					
114	H	Southeast Mo. St.	65 52	299	H	Southeastern La.	82 43					
211	H	Saint Francis (PA)	73 77	138	A	ETSU	77 87					
260	H	Eastern Ky.	64 53									

Non-Div I Games: Slippery Rock 85 52

Cincinnati

Average RPI Win:	231	WON-LOST	WINNING	LAST 10	STRENGTH OF	OPP. STRENGTH	TEAM	ADJ.	CONF.	ADJ CONF.
Average RPI Loss:	12	RECORD	PCT. RANK	GAMES	SCHEDULE	OF SCHEDULE	RPI	RPI	RPI	RPI
DIV. I ONLY	8- 2	38	8- 2	281	55	128	128	2	2	
DIV. I NON-CONF.	8- 2	38	8- 2	281	55	128	128	2	2	
TOTALS	RPI 1-25	RPI 26-50	W-L RECORDS	RPI 51-100	RPI 101-150	RPI 150+				
8- 2	0- 2	0- 0	OVERALL	1- 0	0- 0	7- 0				
5- 1	0- 1	0- 0	HOME	0- 0	0- 0	5- 0				
2- 0	0- 0	0- 0	AWAY	1- 0	0- 0	1- 0				
1- 1	0- 1	0- 0	NEUTRAL	0- 0	0- 0	1- 0				
8- 2	0- 2	0- 0	NON-CONFERENCE	1- 0	0- 0	7- 0				
5- 1	0- 1	0- 0	HOME	0- 0	0- 0	5- 0				
2- 0	0- 0	0- 0	AWAY	1- 0	0- 0	1- 0				
1- 1	0- 1	0- 0	NEUTRAL	0- 0	0- 0	1- 0				
0- 0	0- 0	0- 0	CONFERENCE	0- 0	0- 0	0- 0				
0- 0	0- 0	0- 0	HOME	0- 0	0- 0	0- 0				
0- 0	0- 0	0- 0	AWAY	0- 0	0- 0	0- 0				
0- 0	0- 0	0- 0	NEUTRAL	0- 0	0- 0	0- 0				

RPI 1-25				RPI 26-50				RPI 51-100				RPI 101+ Team's RPI: 128			
RPI	S	Opponent	Score	RPI	S	Opponent	Score	RPI	S	Opponent	Score	RPI	S	Opponent	Score
7	H	South Carolina	36 66					91	A	Nebraska	67 66	154	A	Louisiana Tech	55 47
16	N	Buffalo	41 61									198	H	Kennesaw St.	41 28
												205	H	Monmouth	57 54
												251	N	Detroit Mercy	72 44
												276	H	Prairie View	64 58
												325	H	South Carolina St.	56 48
												345	H	Charleston So.	66 30
LAST 12 Division I GAMES:															
345	H	Charleston So.	66 30	276	H	Prairie View	64 58	154	A	Louisiana Tech	55 47	325	H	South Carolina St.	56 48
91	A	Nebraska	67 66	198	H	Kennesaw St.	41 28								
16	N	Buffalo	41 61												
251	N	Detroit Mercy	72 44												
205	H	Monmouth	57 54												
7	H	South Carolina	36 66												

Non-Div I Games:

Clemson

■ Loss, 
■ Non-Conf, S Site, 
■ Home 
■ Away 
N Neutral

Average RPI Win:	242	WON-LOST	WINNING	LAST 10	STRENGTH OF	OPP. STRENGTH	TEAM	ADJ.	CONF.	ADJ CONF.
Average RPI Loss:	82	RECORD	PCT. RANK	GAMES	SCHEDULE	OF SCHEDULE	RPI	RPI	RPI	RPI
DIV. I ONLY	6- 3	85	6- 3	254	131	170	170	14	14	
DIV. I NON-CONF.	6- 3	85	6- 3	254	131	170	170	14	14	
TOTALS	RPI 1-25	RPI 26-50	W-L RECORDS	RPI 51-100	RPI 101-150	RPI 150+				
6- 3	0- 0	0- 2	OVERALL	1- 0	0- 0	5- 1				
4- 1	0- 0	0- 1	HOME	1- 0	0- 0	3- 0				
1- 1	0- 0	0- 1	AWAY	0- 0	0- 0	1- 0				
1- 1	0- 0	0- 0	NEUTRAL	0- 0	0- 0	1- 1				
6- 3	0- 0	0- 2	NON-CONFERENCE	1- 0	0- 0	5- 1				
4- 1	0- 0	0- 1	HOME	1- 0	0- 0	3- 0				
1- 1	0- 0	0- 1	AWAY	0- 0	0- 0	1- 0				
1- 1	0- 0	0- 0	NEUTRAL	0- 0	0- 0	1- 1				
0- 0	0- 0	0- 0	CONFERENCE	0- 0	0- 0	0- 0				
0- 0	0- 0	0- 0	HOME	0- 0	0- 0	0- 0				
0- 0	0- 0	0- 0	AWAY	0- 0	0- 0	0- 0				
0- 0	0- 0	0- 0	NEUTRAL	0- 0	0- 0	0- 0				

RPI S	Opponent	Score	RPI S	Opponent	Score	RPI S	Opponent	Score	RPI S	Opponent	Score	Team's RPI: 170
31	A Toledo	56 65	87	H Ohio	71 64	167	N Saint Louis	64 80				
49	H Ball St.	64 76				194	N Louisiana	54 45				
						271	A Niagara	70 61				
						284	H Marshall	85 76				
						306	H Eastern Ill.	77 69				
						307	H Eastern Mich.	77 65				
LAST 12 Division I GAMES:												
194	N Louisiana	54 45	31	A Toledo	56 65							
167	N Saint Louis	64 80	87	H Ohio	71 64							
284	H Marshall	85 76	271	A Niagara	70 61							
307	H Eastern Mich.	77 65	306	H Eastern Ill.	77 69							
49	H Ball St.	64 76										

Non-Div I Games:

Cleveland St.

Average RPI Win:	295	WON-LOST	WINNING	LAST 10	STRENGTH OF	OPP. STRENGTH	TEAM	ADJ.	CONF.	ADJ CONF.
Average RPI Loss:	180	RECORD	PCT. RANK	GAMES	SCHEDULE	OF SCHEDULE	RPI	RPI	RPI	RPI
DIV. I ONLY	3- 4	205	3- 4	315	262	312	312	23	23	
DIV. I NON-CONF.	3- 4	205	3- 4	315	262	312	312	23	23	
TOTALS	RPI 1-25	RPI 26-50	W-L RECORDS	RPI 51-100	RPI 101-150	RPI 150+				
3- 4	0- 0	0- 0	OVERALL	0- 1	0- 1	3- 2				
3- 2	0- 0	0- 0	HOME	0- 0	0- 0	3- 2				
0- 0	0- 0	0- 0	AWAY	0- 0	0- 0	0- 0				
0- 2	0- 0	0- 0	NEUTRAL	0- 1	0- 1	0- 0				
3- 4	0- 0	0- 0	NON-CONFERENCE	0- 1	0- 1	3- 2				
3- 2	0- 0	0- 0	HOME	0- 0	0- 0	3- 2				
0- 0	0- 0	0- 0	AWAY	0- 0	0- 0	0- 0				
0- 2	0- 0	0- 0	NEUTRAL	0- 1	0- 1	0- 0				
0- 0	0- 0	0- 0	CONFERENCE	0- 0	0- 0	0- 0				
0- 0	0- 0	0- 0	HOME	0- 0	0- 0	0- 0				
0- 0	0- 0	0- 0	AWAY	0- 0	0- 0	0- 0				
0- 0	0- 0	0- 0	NEUTRAL	0- 0	0- 0	0- 0				

RPI 1-25			RPI 26-50			RPI 51-100			RPI 101+			Team's RPI: 312
RPI	S	Opponent	Score	RPI	S	Opponent	Score	RPI	S	Opponent	Score	
						91 N Nebraska	47 55			126 N North Texas	34 50	
										224 H Col. of Charleston	70 72	
										246 H UNCW	57 41	
										278 H UNCG	54 60	
										298 H Fort Wayne	67 58	
										341 H N.C. Central	68 65	
LAST 12 Division I GAMES:												
						341 H N.C. Central	68 65			298 H Fort Wayne	67 58	
										224 H Col. of Charleston	70 72	
										91 N Nebraska	47 55	
										126 N North Texas	34 50	
										246 H UNCW	57 41	
										278 H UNCG	54 60	

Non-Div I Games: Lees-McRae 73 47 Allen 93 49

Coastal Caro.

Average RPI Win:	290	WON-LOST	WINNING	LAST 10	STRENGTH OF	OPP. STRENGTH	TEAM	ADJ.	CONF.	ADJ CONF.
Average RPI Loss:	118	RECORD	PCT. RANK	GAMES	SCHEDULE	OF SCHEDULE	RPI	RPI	RPI	RPI
DIV. I ONLY	2- 6	261	2- 6	129	206	224	224	10	10	
DIV. I NON-CONF.	2- 6	261	2- 6	129	206	224	224	10	10	
TOTALS	RPI 1-25	RPI 26-50	W-L RECORDS	RPI 51-100	RPI 101-150	RPI 150+				
2- 6	0- 1	0- 0	OVERALL	0- 2	0- 1	2- 2				
1- 2	0- 0	0- 0	HOME	0- 0	0- 0	1- 2				
1- 4	0- 1	0- 0	AWAY	0- 2	0- 1	1- 0				
0- 0	0- 0	0- 0	NEUTRAL	0- 0	0- 0	0- 0				
2- 6	0- 1	0- 0	NON-CONFERENCE	0- 2	0- 1	2- 2				
1- 2	0- 0	0- 0	HOME	0- 0	0- 0	1- 2				
1- 4	0- 1	0- 0	AWAY	0- 2	0- 1	1- 0				
0- 0	0- 0	0- 0	NEUTRAL	0- 0	0- 0	0- 0				
0- 0	0- 0	0- 0	CONFERENCE	0- 0	0- 0	0- 0				
0- 0	0- 0	0- 0	HOME	0- 0	0- 0	0- 0				
0- 0	0- 0	0- 0	AWAY	0- 0	0- 0	0- 0				
0- 0	0- 0	0- 0	NEUTRAL	0- 0	0- 0	0- 0				

RPI 1-25				RPI 26-50				RPI 51-100				RPI 101+ Team's RPI: 224			
RPI	S	Opponent	Score	RPI	S	Opponent	Score	RPI	S	Opponent	Score	RPI	S	Opponent	Score
7	A	South Carolina	43 69					70	A	Michigan St.	43 107	109	A	Furman	58 72
								83	A	Central Mich.	58 79	158	H	Campbell	45 53
												267	H	Lipscomb	85 69
												279	H	Appalachian St.	70 76
												312	A	Coastal Caro.	72 70
LAST 12 Division I GAMES:															
7	A	South Carolina	43 69	109	A	Furman	58 72								
312	A	Coastal Caro.	72 70	267	H	Lipscomb	85 69								
279	H	Appalachian St.	70 76												
158	H	Campbell	45 53												
70	A	Michigan St.	43 107												
83	A	Central Mich.	58 79												

Non-Div I Games:

Col. of Charleston

■ Loss, 
 ■ Non-Conf, S Site, 
 ■ Home 
 ■ Away 
 N Neutral

Average RPI Win:	291	WON-LOST	WINNING	LAST 10	STRENGTH OF	OPP. STRENGTH	TEAM	ADJ.	CONF.	ADJ CONF.
Average RPI Loss:	88	RECORD	PCT. RANK	GAMES	SCHEDULE	OF SCHEDULE	RPI	RPI	RPI	RPI
DIV. I ONLY	4- 6	214	4- 6	83	291	146	146	18	18	
DIV. I NON-CONF.	4- 6	214	4- 6	83	291	146	146	18	18	
TOTALS	RPI 1-25	RPI 26-50	W-L RECORDS	RPI 51-100	RPI 101-150	RPI 150+				
4- 6	0- 1	0- 1	OVERALL	0- 3	0- 0	4- 1				
1- 2	0- 0	0- 0	HOME	0- 2	0- 0	1- 0				
3- 4	0- 1	0- 1	AWAY	0- 1	0- 0	3- 1				
0- 0	0- 0	0- 0	NEUTRAL	0- 0	0- 0	0- 0				
4- 6	0- 1	0- 1	NON-CONFERENCE	0- 3	0- 0	4- 1				
1- 2	0- 0	0- 0	HOME	0- 2	0- 0	1- 0				
3- 4	0- 1	0- 1	AWAY	0- 1	0- 0	3- 1				
0- 0	0- 0	0- 0	NEUTRAL	0- 0	0- 0	0- 0				
0- 0	0- 0	0- 0	CONFERENCE	0- 0	0- 0	0- 0				
0- 0	0- 0	0- 0	HOME	0- 0	0- 0	0- 0				
0- 0	0- 0	0- 0	AWAY	0- 0	0- 0	0- 0				
0- 0	0- 0	0- 0	NEUTRAL	0- 0	0- 0	0- 0				

RPI 1-25				RPI 26-50				RPI 51-100				RPI 101+ Team's RPI: 146			
RPI	S	Opponent	Score	RPI	S	Opponent	Score	RPI	S	Opponent	Score	RPI	S	Opponent	Score
23	A	Syracuse	39 79	38	A	Arizona St.	54 65	71	A	Yale	56 82	207	A	Fairleigh Dickinson	51 61
								90	H	Siena	70 73	229	A	Canisius	70 63
								99	H	Brown	73 83	282	A	Towson	65 61
												308	A	Cornell	74 70
												343	H	UMass Lowell	84 64
LAST 12 Division I GAMES:															
282	A	Towson	65 61	99	H	Brown	73 83								
207	A	Fairleigh Dickinson	51 61	23	A	Syracuse	39 79								
38	A	Arizona St.	54 65	343	H	UMass Lowell	84 64								
308	A	Cornell	74 70	90	H	Siena	70 73								
71	A	Yale	56 82												
229	A	Canisius	70 63												

Non-Div I Games:

Colgate

Average RPI Win:	170	WON-LOST	WINNING	LAST 10	STRENGTH OF	OPP. STRENGTH	TEAM	ADJ.	CONF.	ADJ CONF.
Average RPI Loss:	89	RECORD	PCT. RANK	GAMES	SCHEDULE	OF SCHEDULE	RPI	RPI	RPI	RPI
DIV. I ONLY	7- 1	26	7- 1	91	83	22	22	4	4	
DIV. I NON-CONF.	7- 1	26	7- 1	91	83	22	22	4	4	
TOTALS	RPI 1-25	RPI 26-50	W-L RECORDS	RPI 51-100	RPI 101-150	RPI 150+				
7- 1	0- 0	0- 0	OVERALL	1- 1	3- 0	3- 0				
5- 0	0- 0	0- 0	HOME	1- 0	1- 0	3- 0				
2- 1	0- 0	0- 0	AWAY	0- 1	2- 0	0- 0				
0- 0	0- 0	0- 0	NEUTRAL	0- 0	0- 0	0- 0				
7- 1	0- 0	0- 0	NON-CONFERENCE	1- 1	3- 0	3- 0				
5- 0	0- 0	0- 0	HOME	1- 0	1- 0	3- 0				
2- 1	0- 0	0- 0	AWAY	0- 1	2- 0	0- 0				
0- 0	0- 0	0- 0	NEUTRAL	0- 0	0- 0	0- 0				
0- 0	0- 0	0- 0	CONFERENCE	0- 0	0- 0	0- 0				
0- 0	0- 0	0- 0	HOME	0- 0	0- 0	0- 0				
0- 0	0- 0	0- 0	AWAY	0- 0	0- 0	0- 0				
0- 0	0- 0	0- 0	NEUTRAL	0- 0	0- 0	0- 0				

RPI 1-25				Team's RPI: 22		RPI 26-50				RPI 51-100				RPI 101+			
RPI	S	Opponent	Score	RPI	S	Opponent	Score	RPI	S	Opponent	Score	RPI	S	Opponent	Score		
								73	H	George Mason	76 61	103	H	Miami (FL)	67 61		
								89	A	North Carolina	80 87	140	A	Samford	71 60		
												147	A	Colorado St.	70 67		
												196	H	North Dakota St.	108 59		
												223	H	Fla. Atlantic	76 69		
												310	H	Mississippi Val.	85 48		
LAST 12 Division I GAMES:																	
				89	A	North Carolina	80 87	147	A	Colorado St.	70 67						
				140	A	Samford	71 60	196	H	North Dakota St.	108 59						
								73	H	George Mason	76 61						
								310	H	Mississippi Val.	85 48						
								103	H	Miami (FL)	67 61						
								223	H	Fla. Atlantic	76 69						

Non-Div I Games:

Colorado



Average RPI Win:	207	WON-LOST	WINNING	LAST 10	STRENGTH OF	OPP. STRENGTH	TEAM	ADJ.	CONF.	ADJ CONF.
Average RPI Loss:	92	RECORD	PCT. RANK	GAMES	SCHEDULE	OF SCHEDULE	RPI	RPI	RPI	RPI
DIV. I ONLY	5- 3	103	5- 3	158	147	147	147	20	20	
DIV. I NON-CONF.	5- 3	103	5- 3	158	147	147	147	20	20	
TOTALS	RPI 1-25	RPI 26-50	W-L RECORDS	RPI 51-100	RPI 101-150	RPI 150+				
5- 3	0- 1	0- 0	OVERALL	1- 1	1- 0	3- 1				
3- 3	0- 1	0- 0	HOME	0- 1	1- 0	2- 1				
2- 0	0- 0	0- 0	AWAY	1- 0	0- 0	1- 0				
0- 0	0- 0	0- 0	NEUTRAL	0- 0	0- 0	0- 0				
5- 3	0- 1	0- 0	NON-CONFERENCE	1- 1	1- 0	3- 1				
3- 3	0- 1	0- 0	HOME	0- 1	1- 0	2- 1				
2- 0	0- 0	0- 0	AWAY	1- 0	0- 0	1- 0				
0- 0	0- 0	0- 0	NEUTRAL	0- 0	0- 0	0- 0				
0- 0	0- 0	0- 0	CONFERENCE	0- 0	0- 0	0- 0				
0- 0	0- 0	0- 0	HOME	0- 0	0- 0	0- 0				
0- 0	0- 0	0- 0	AWAY	0- 0	0- 0	0- 0				
0- 0	0- 0	0- 0	NEUTRAL	0- 0	0- 0	0- 0				

RPI 1-25				RPI 26-50				RPI 51-100				RPI 101+ Team's RPI: 147			
RPI	S	Opponent	Score	RPI	S	Opponent	Score	RPI	S	Opponent	Score	RPI	S	Opponent	Score
22	H	Colorado	67 70					62	H	Oklahoma	46 78	137	H	Gonzaga	65 49
								65	A	Northern Colo.	55 44	192	H	Idaho	69 83
												226	H	BYU	56 54
												266	A	Denver	61 56
												341	H	N.C. Central	85 48
LAST 12 Division I GAMES:															
65	A	Northern Colo.	55 44	341	H	N.C. Central	85 48								
22	H	Colorado	67 70	62	H	Oklahoma	46 78								
226	H	BYU	56 54	137	H	Gonzaga	65 49								
266	A	Denver	61 56	192	H	Idaho	69 83								

Non-Div I Games: Eastern N.M. 75 35

Colorado St.

■ Loss, 
 ■ Non-Conf, 
 S Site, 
 ■ Home 
 ■ Away 
 N Neutral

Average RPI Win:	239	WON-LOST	WINNING	LAST 10	STRENGTH OF	OPP. STRENGTH	TEAM	ADJ.	CONF.	ADJ CONF.
Average RPI Loss:	97	RECORD	PCT. RANK	GAMES	SCHEDULE	OF SCHEDULE	RPI	RPI	RPI	RPI
DIV. I ONLY	5- 6	187	4- 6	177	100	178	178	9	9	
DIV. I NON-CONF.	5- 6	187	5- 6	177	100	178	178	9	9	
TOTALS	RPI 1-25	RPI 26-50	W-L RECORDS	RPI 51-100	RPI 101-150	RPI 150+				
5- 6	0- 3	0- 1	OVERALL	0- 0	1- 0	4- 2				
2- 2	0- 1	0- 0	HOME	0- 0	0- 0	2- 1				
3- 1	0- 0	0- 0	AWAY	0- 0	1- 0	2- 1				
0- 3	0- 2	0- 1	NEUTRAL	0- 0	0- 0	0- 0				
5- 6	0- 3	0- 1	NON-CONFERENCE	0- 0	1- 0	4- 2				
2- 2	0- 1	0- 0	HOME	0- 0	0- 0	2- 1				
3- 1	0- 0	0- 0	AWAY	0- 0	1- 0	2- 1				
0- 3	0- 2	0- 1	NEUTRAL	0- 0	0- 0	0- 0				
0- 0	0- 0	0- 0	CONFERENCE	0- 0	0- 0	0- 0				
0- 0	0- 0	0- 0	HOME	0- 0	0- 0	0- 0				
0- 0	0- 0	0- 0	AWAY	0- 0	0- 0	0- 0				
0- 0	0- 0	0- 0	NEUTRAL	0- 0	0- 0	0- 0				

RPI 1-25				RPI 26-50				RPI 51-100				RPI 101+ Team's RPI: 178			
RPI	S	Opponent	Score	RPI	S	Opponent	Score	RPI	S	Opponent	Score	RPI	S	Opponent	Score
5	N	Green Bay	43 61	38	N	Arizona St.	48 72					142	A	Providence	73 64
6	N	Mississippi St.	54 90									173	H	Richmond	79 85
16	H	Buffalo	63 65									179	H	Boston College	68 60
												211	H	Saint Francis (PA)	94 81
												320	A	Vermont	73 66
												342	A	UMBC	60 44
												343	A	UMass Lowell	70 77
LAST 12 Division I GAMES:															
342	A	UMBC	60 44	16	H	Buffalo	63 65	211	H	Saint Francis (PA)	94 81				
179	H	Boston College	68 60	38	N	Arizona St.	48 72	343	A	UMass Lowell	70 77				
6	N	Mississippi St.	54 90	5	N	Green Bay	43 61	173	H	Richmond	79 85				
5	N	Green Bay	43 61	320	A	Vermont	73 66	142	A	Providence	73 64				

Non-Div I Games:

Columbia

■ Loss, 
 ■ Non-Conf, 
 ■ S Site, 
 ■ H Home 
 ■ A Away 
 N Neutral

Average RPI Win:	289	WON-LOST	WINNING	LAST 10	STRENGTH OF	OPP. STRENGTH	TEAM	ADJ.	CONF.	ADJ CONF.
Average RPI Loss:	168	RECORD	PCT. RANK	GAMES	SCHEDULE	OF SCHEDULE	RPI	RPI	RPI	RPI
DIV. I ONLY	1- 9	326	1- 9	242	272	323	323	32	32	
DIV. I NON-CONF.	1- 9	326	1- 9	242	272	323	323	32	32	
TOTALS	RPI 1-25	RPI 26-50	W-L RECORDS	RPI 51-100	RPI 101-150	RPI 150+				
1- 9	0- 2	0- 1	OVERALL	0- 0	0- 1	1- 5				
1- 0	0- 0	0- 0	HOME	0- 0	0- 0	1- 0				
0- 7	0- 0	0- 0	AWAY	0- 0	0- 0	0- 1				
0- 2	0- 0	0- 1	NEUTRAL	0- 0	0- 0	0- 1				
1- 9	0- 2	0- 1	NON-CONFERENCE	0- 0	0- 1	1- 5				
1- 0	0- 0	0- 0	HOME	0- 0	0- 0	1- 0				
0- 7	0- 2	0- 0	AWAY	0- 0	0- 1	0- 4				
0- 2	0- 0	0- 1	NEUTRAL	0- 0	0- 0	0- 1				
0- 0	0- 0	0- 0	CONFERENCE	0- 0	0- 0	0- 0				
0- 0	0- 0	0- 0	HOME	0- 0	0- 0	0- 0				
0- 0	0- 0	0- 0	AWAY	0- 0	0- 0	0- 0				
0- 0	0- 0	0- 0	NEUTRAL	0- 0	0- 0	0- 0				

RPI 1-25				RPI 26-50				RPI 51-100				RPI 101+ Team's RPI: 323			
RPI	S	Opponent	Score	RPI	S	Opponent	Score	RPI	S	Opponent	Score	RPI	S	Opponent	Score
15	A	West Virginia	43 101	33	N	Missouri	50 73					119	A	Middle Tenn.	39 69
20	A	Baylor	54 100									180	A	Charlotte	49 78
												208	A	SFA	59 72
												257	N	Manhattan	56 74
												289	H	Mt. St. Mary's	68 54
												338	A	Old Dominion	67 75
												345	A	Charleston So.	58 72
LAST 12 Division I GAMES:															
338	A	Old Dominion	67 75	15	A	West Virginia	43 101								
257	N	Manhattan	56 74	119	A	Middle Tenn.	39 69								
33	N	Missouri	50 73	180	A	Charlotte	49 78								
345	A	Charleston So.	58 72	20	A	Baylor	54 100								
289	H	Mt. St. Mary's	68 54												
208	A	SFA	59 72												

Non-Div I Games:

Coppin St.

Average RPI Win: 190		WON-LOST	WINNING	LAST 10	STRENGTH OF	OPP. STRENGTH	TEAM	ADJ.	CONF.	ADJ CONF.
Average RPI Loss: 214		RECORD	PCT. RANK	GAMES	SCHEDULE	OF SCHEDULE	RPI	RPI	RPI	RPI
DIV. I ONLY		2- 5	248	2- 5	320	190	308	308	9	9
DIV. I NON-CONF.		2- 5	248	2- 5	320	190	308	308	9	9
TOTALS		RPI 1-25	RPI 26-50	W-L RECORDS	RPI 51-100	RPI 101-150	RPI 150+			
2- 5	0- 0		0- 0	OVERALL	0- 0	0- 2	2- 3			
1- 3	0- 0		0- 0	HOME	0- 0	0- 1	1- 2			
1- 2	0- 0		0- 0	AWAY	0- 0	0- 1	1- 1			
0- 0	0- 0		0- 0	NEUTRAL	0- 0	0- 0	0- 0			
2- 5	0- 0		0- 0	NON-CONFERENCE	0- 0	0- 2	2- 3			
1- 3	0- 0		0- 0	HOME	0- 0	0- 1	1- 2			
1- 2	0- 0		0- 0	AWAY	0- 0	0- 1	1- 1			
0- 0	0- 0		0- 0	NEUTRAL	0- 0	0- 0	0- 0			
0- 0	0- 0		0- 0	CONFERENCE	0- 0	0- 0	0- 0			
0- 0	0- 0		0- 0	HOME	0- 0	0- 0	0- 0			
0- 0	0- 0		0- 0	AWAY	0- 0	0- 0	0- 0			
0- 0	0- 0		0- 0	NEUTRAL	0- 0	0- 0	0- 0			

RPI 1-25				RPI 26-50				RPI 51-100				RPI 101+				Team's RPI: 308	
RPI	S	Opponent	Score	RPI	S	Opponent	Score	RPI	S	Opponent	Score	RPI	S	Opponent	Score		
												131	A	Pittsburgh	39	51	
												146	H	Colgate	70	74	
												151	H	Stony Brook	48	40	
												221	H	Lehigh	57	62	
												229	A	Canisius	67	59	
												277	H	Lafayette	58	59	
												296	A	Loyola Maryland	63	78	
LAST 12 Division I GAMES:																	
												131	A	Pittsburgh	39	51	
												296	A	Loyola Maryland	63	78	
												151	H	Stony Brook	48	40	
												277	H	Lafayette	58	59	
												229	A	Canisius	67	59	
												221	H	Lehigh	57	62	
												146	H	Colgate	70	74	

Non-Div I Games:

Cornell

■ Loss, ■ Non-Conf, S Site, H Home A Away N Neutral

Average RPI Win:	161	WON-LOST	WINNING	LAST 10	STRENGTH OF	OPP. STRENGTH	TEAM	ADJ.	CONF.	ADJ CONF.
Average RPI Loss:	111	RECORD	PCT. RANK	GAMES	SCHEDULE	OF SCHEDULE	RPI	RPI	RPI	RPI
DIV. I ONLY	5- 3	103	5- 3	119	68	67	67	6	6	
DIV. I NON-CONF.	5- 3	103	5- 3	119	68	67	67	6	6	
TOTALS	RPI 1-25	RPI 26-50	W-L RECORDS	RPI 51-100	RPI 101-150	RPI 150+				
5- 3	0- 0	0- 1	OVERALL	1- 0	0- 1	4- 1				
2- 0	0- 0	0- 0	HOME	0- 0	0- 0	2- 0				
3- 1	0- 0	0- 0	AWAY	1- 0	0- 0	2- 1				
0- 2	0- 0	0- 1	NEUTRAL	0- 0	0- 1	0- 0				
5- 3	0- 0	0- 1	NON-CONFERENCE	1- 0	0- 1	4- 1				
2- 0	0- 0	0- 0	HOME	0- 0	0- 0	2- 0				
3- 1	0- 0	0- 0	AWAY	1- 0	0- 0	2- 1				
0- 2	0- 0	0- 1	NEUTRAL	0- 0	0- 1	0- 0				
0- 0	0- 0	0- 0	CONFERENCE	0- 0	0- 0	0- 0				
0- 0	0- 0	0- 0	HOME	0- 0	0- 0	0- 0				
0- 0	0- 0	0- 0	AWAY	0- 0	0- 0	0- 0				
0- 0	0- 0	0- 0	NEUTRAL	0- 0	0- 0	0- 0				

RPI 1-25				RPI 26-50				RPI 51-100				Team's RPI: 67				RPI 101+			
RPI	S	Opponent	Score	RPI	S	Opponent	Score	RPI	S	Opponent	Score	RPI	S	Opponent	Score	RPI	S	Opponent	Score
40	N	UCLA	63 72					91	A	Nebraska	64 49	130	N	Washington	64 67				
												163	A	Omaha	72 51				
												164	A	South Dakota	68 73				
												166	A	Drake	108 100				
												174	H	UNI	89 78				
												212	H	Wichita St.	66 61				
LAST 12 Division I GAMES:																			
163	A	Omaha	72 51	174	H	UNI	89 78												
166	A	Drake	108 100	91	A	Nebraska	64 49												
40	N	UCLA	63 72	164	A	South Dakota	68 73												
130	N	Washington	64 67	212	H	Wichita St.	66 61												

Non-Div I Games:

Creighton

Average RPI Win:	251	WON-LOST	WINNING	LAST 10	STRENGTH OF	OPP. STRENGTH	TEAM	ADJ.	CONF.	ADJ CONF.
Average RPI Loss:	134	RECORD	PCT. RANK	GAMES	SCHEDULE	OF SCHEDULE	RPI	RPI	RPI	RPI
DIV. I ONLY	6- 2	61	6- 2	328	185	209	209	9	9	
DIV. I NON-CONF.	6- 2	61	6- 2	328	185	209	209	9	9	
TOTALS	RPI 1-25	RPI 26-50	W-L RECORDS	RPI 51-100	RPI 101-150	RPI 150+				
6- 2	0- 0	0- 0	OVERALL	0- 1	0- 0	6- 1				
5- 1	0- 0	0- 0	HOME	0- 1	0- 0	5- 0				
1- 1	0- 0	0- 0	AWAY	0- 0	0- 0	1- 1				
0- 0	0- 0	0- 0	NEUTRAL	0- 0	0- 0	0- 0				
6- 2	0- 0	0- 0	NON-CONFERENCE	0- 1	0- 0	6- 1				
5- 1	0- 0	0- 0	HOME	0- 1	0- 0	5- 0				
1- 1	0- 0	0- 0	AWAY	0- 0	0- 0	1- 1				
0- 0	0- 0	0- 0	NEUTRAL	0- 0	0- 0	0- 0				
0- 0	0- 0	0- 0	CONFERENCE	0- 0	0- 0	0- 0				
0- 0	0- 0	0- 0	HOME	0- 0	0- 0	0- 0				
0- 0	0- 0	0- 0	AWAY	0- 0	0- 0	0- 0				
0- 0	0- 0	0- 0	NEUTRAL	0- 0	0- 0	0- 0				

RPI 1-25			RPI 26-50			RPI 51-100			RPI 101+			Team's RPI: 209
RPI	S	Opponent	Score	RPI	S	Opponent	Score	RPI	S	Opponent	Score	
						98	H Maine	51	64	159	H New Hampshire	57 49
										169	A Army West Point	56 71
										179	H Boston College	68 57
										189	A Marist	60 51
										320	H Vermont	66 56
										327	H Rhode Island	70 54
										329	H NJIT	81 50
LAST 12 Division I GAMES:												
189	A	Marist	60 51	98	H	Maine	51 64					
169	A	Army West Point	56 71	159	H	New Hampshire	57 49					
329	H	NJIT	81 50									
327	H	Rhode Island	70 54									
179	H	Boston College	68 57									
320	H	Vermont	66 56									

Non-Div I Games:

Dartmouth

Average RPI Win:	315	WON-LOST	WINNING	LAST 10	STRENGTH OF	OPP. STRENGTH	TEAM	ADJ.	CONF.	ADJ CONF.
Average RPI Loss:	69	RECORD	PCT. RANK	GAMES	SCHEDULE	OF SCHEDULE	RPI	RPI	RPI	RPI
DIV. I ONLY	3- 6	231	3- 6	127	233	190	190	13	13	
DIV. I NON-CONF.	3- 6	231	3- 6	127	233	190	190	13	13	
TOTALS	RPI 1-25	RPI 26-50	W-L RECORDS	RPI 51-100	RPI 101-150	RPI 150+				
3- 6	0- 1	0- 0	OVERALL	0- 3	0- 2	3- 0				
1- 2	0- 1	0- 0	HOME	0- 1	0- 0	1- 0				
2- 4	0- 0	0- 0	AWAY	0- 2	0- 2	2- 0				
0- 0	0- 0	0- 0	NEUTRAL	0- 0	0- 0	0- 0				
3- 6	0- 1	0- 0	NON-CONFERENCE	0- 3	0- 2	3- 0				
1- 2	0- 1	0- 0	HOME	0- 1	0- 0	1- 0				
2- 4	0- 0	0- 0	AWAY	0- 2	0- 2	2- 0				
0- 0	0- 0	0- 0	NEUTRAL	0- 0	0- 0	0- 0				
0- 0	0- 0	0- 0	CONFERENCE	0- 0	0- 0	0- 0				
0- 0	0- 0	0- 0	HOME	0- 0	0- 0	0- 0				
0- 0	0- 0	0- 0	AWAY	0- 0	0- 0	0- 0				
0- 0	0- 0	0- 0	NEUTRAL	0- 0	0- 0	0- 0				

RPI 1-25				RPI 26-50				RPI 51-100				RPI 101+				Team's RPI: 190	
RPI	S	Opponent	Score	RPI	S	Opponent	Score	RPI	S	Opponent	Score	RPI	S	Opponent	Score		
19	H	Princeton	57 63					54	A	NC State	49 73	102	A	Mercer	54 69		
								64	H	Elon	58 75	109	A	Furman	62 65		
								68	A	William & Mary	55 73	279	A	Appalachian St.	59 57		
												326	A	Western Caro.	70 57		
												340	H	UNC Asheville	58 50		
LAST 12 Division I GAMES:																	
109	A	Furman	62 65	64	H	Elon	58 75										
54	A	NC State	49 73	102	A	Mercer	54 69										
326	A	Western Caro.	70 57	68	A	William & Mary	55 73										
				19	H	Princeton	57 63										
				340	H	UNC Asheville	58 50										
				279	A	Appalachian St.	59 57										

Non-Div I Games:

Davidson

■ Loss, 
 ■ Non-Conf, 
 ■ S Site, 
 ■ H Home 
 ■ A Away 
 N Neutral

Average RPI Win:	185	WON-LOST	WINNING	LAST 10	STRENGTH OF	OPP. STRENGTH	TEAM	ADJ.	CONF.	ADJ CONF.
Average RPI Loss:	22	RECORD	PCT. RANK	GAMES	SCHEDULE	OF SCHEDULE	RPI	RPI	RPI	RPI
DIV. I ONLY	5- 3	103	5- 3	120	23	80	80	13	13	
DIV. I NON-CONF.	5- 3	103	5- 3	120	23	80	80	13	13	
TOTALS	RPI 1-25	RPI 26-50	W-L RECORDS	RPI 51-100	RPI 101-150	RPI 150+				
5- 3	0- 1	0- 2	OVERALL	0- 0	1- 0	4- 0				
3- 1	0- 1	0- 0	HOME	0- 0	0- 0	3- 0				
0- 2	0- 0	0- 2	AWAY	0- 0	0- 0	0- 0				
2- 0	0- 0	0- 0	NEUTRAL	0- 0	1- 0	1- 0				
5- 3	0- 1	0- 2	NON-CONFERENCE	0- 0	1- 0	4- 0				
3- 1	0- 1	0- 0	HOME	0- 0	0- 0	3- 0				
0- 2	0- 0	0- 2	AWAY	0- 0	0- 0	0- 0				
2- 0	0- 0	0- 0	NEUTRAL	0- 0	1- 0	1- 0				
0- 0	0- 0	0- 0	CONFERENCE	0- 0	0- 0	0- 0				
0- 0	0- 0	0- 0	HOME	0- 0	0- 0	0- 0				
0- 0	0- 0	0- 0	AWAY	0- 0	0- 0	0- 0				
0- 0	0- 0	0- 0	NEUTRAL	0- 0	0- 0	0- 0				

RPI 1-25				RPI 26-50				RPI 51-100				RPI 101+			
RPI	S	Opponent	Score	RPI	S	Opponent	Score	RPI	S	Opponent	Score	RPI	S	Opponent	Score
5	H	Green Bay	64 75	30	A	Quinnipiac	66 72					120	N	Harvard	72 66
				31	A	Toledo	50 68					152	H	Virginia	61 46
												162	N	Tulane	71 65
												216	H	Morgan St.	88 52
												275	H	Ark.-Pine Bluff	81 43
LAST 12 Division I GAMES:															
5	H	Green Bay	64 75	31	A	Toledo	50 68	152	H	Virginia	61 46	216	H	Morgan St.	88 52
30	A	Quinnipiac	66 72	162	N	Tulane	71 65	120	N	Harvard	72 66				
275	H	Ark.-Pine Bluff	81 43												

Non-Div I Games:

Dayton

■ Loss, 
 ■ Non-Conf, 
 S Site, 
 ■ Home 
 ■ Away 
 N Neutral



Average RPI Win:	197	WON-LOST	WINNING	LAST 10	STRENGTH OF	OPP. STRENGTH	TEAM	ADJ.	CONF.	ADJ CONF.
Average RPI Loss:	31	RECORD	PCT. RANK	GAMES	SCHEDULE	OF SCHEDULE	RPI	RPI	RPI	RPI
DIV. I ONLY	6- 3	85	6- 3	192	4	125	125	6	6	
DIV. I NON-CONF.	6- 3	85	6- 3	192	4	125	125	6	6	
TOTALS	RPI 1-25	RPI 26-50	W-L RECORDS	RPI 51-100	RPI 101-150	RPI 150+				
6- 3	0- 1	0- 1	OVERALL	1- 1	1- 0	4- 0				
4- 2	0- 1	0- 0	HOME	1- 1	0- 0	3- 0				
0- 0	0- 0	0- 0	AWAY	0- 0	0- 0	0- 0				
2- 1	0- 0	0- 1	NEUTRAL	0- 0	1- 0	1- 0				
6- 3	0- 1	0- 1	NON-CONFERENCE	1- 1	1- 0	4- 0				
4- 2	0- 1	0- 0	HOME	1- 1	0- 0	3- 0				
0- 0	0- 0	0- 0	AWAY	0- 0	0- 0	0- 0				
2- 1	0- 0	0- 1	NEUTRAL	0- 0	1- 0	1- 0				
0- 0	0- 0	0- 0	CONFERENCE	0- 0	0- 0	0- 0				
0- 0	0- 0	0- 0	HOME	0- 0	0- 0	0- 0				
0- 0	0- 0	0- 0	AWAY	0- 0	0- 0	0- 0				
0- 0	0- 0	0- 0	NEUTRAL	0- 0	0- 0	0- 0				

RPI 1-25				RPI 26-50				RPI 51-100				RPI 101+ Team's RPI: 125			
RPI	S	Opponent	Score	RPI	S	Opponent	Score	RPI	S	Opponent	Score	RPI	S	Opponent	Score
1	H	UConn	69 103	27	N	FGCU	84 89	62	H	Oklahoma	111 108	137	N	Gonzaga	88 71
								65	H	Northern Colo.	88 94	167	H	Saint Louis	86 78
												240	H	Delaware St.	110 71
												280	N	Memphis	81 67
												295	H	Loyola Chicago	88 47
LAST 12 Division I GAMES:															
295	H	Loyola Chicago	88 47	1	H	UConn	69 103	62	H	Oklahoma	111 108				
137	N	Gonzaga	88 71	27	N	FGCU	84 89	65	H	Northern Colo.	88 94				
280	N	Memphis	81 67												
27	N	FGCU	84 89												
167	H	Saint Louis	86 78												
240	H	Delaware St.	110 71												

Non-Div I Games:

DePaul

Average RPI Win:	194	WON-LOST	WINNING	LAST 10	STRENGTH OF	OPP. STRENGTH	TEAM	ADJ.	CONF.	ADJ CONF.
Average RPI Loss:	126	RECORD	PCT. RANK	GAMES	SCHEDULE	OF SCHEDULE	RPI	RPI	RPI	RPI
DIV. I ONLY	6- 4	123	6- 4	130	172	94	94	10	10	
DIV. I NON-CONF.	6- 4	123	6- 4	130	172	94	94	10	10	
TOTALS	RPI 1-25	RPI 26-50	W-L RECORDS	RPI 51-100	RPI 101-150	RPI 150+				
6- 4	0- 2	0- 0	OVERALL	0- 0	2- 0	4- 2				
2- 1	0- 0	0- 0	HOME	0- 0	1- 0	1- 1				
3- 2	0- 2	0- 0	AWAY	0- 0	1- 0	2- 0				
1- 1	0- 0	0- 0	NEUTRAL	0- 0	0- 0	1- 1				
6- 4	0- 2	0- 0	NON-CONFERENCE	0- 0	2- 0	4- 2				
2- 1	0- 0	0- 0	HOME	0- 0	1- 0	1- 1				
3- 2	0- 2	0- 0	AWAY	0- 0	1- 0	2- 0				
1- 1	0- 0	0- 0	NEUTRAL	0- 0	0- 0	1- 1				
0- 0	0- 0	0- 0	CONFERENCE	0- 0	0- 0	0- 0				
0- 0	0- 0	0- 0	HOME	0- 0	0- 0	0- 0				
0- 0	0- 0	0- 0	AWAY	0- 0	0- 0	0- 0				
0- 0	0- 0	0- 0	NEUTRAL	0- 0	0- 0	0- 0				

RPI 1-25				RPI 26-50				RPI 51-100				Team's RPI: 94				RPI 101+			
RPI	S	Opponent	Score	RPI	S	Opponent	Score	RPI	S	Opponent	Score	RPI	S	Opponent	Score	RPI	S	Opponent	Score
16	A	Buffalo	73 87													112	H	American	72 56
19	A	Princeton	60 78													133	A	Hartford	72 63
																169	A	Army West Point	70 59
																184	H	Boston U.	79 85
																203	A	St. Bonaventure	53 52
																240	H	Delaware St.	84 49
																285	N	Saint Peter's	87 90
																306	N	Eastern Ill.	66 37
LAST 12 Division I GAMES:																			
306	N	Eastern Ill.	66 37	240	H	Delaware St.	84 49	169	A	Army West Point	70 59	19	A	Princeton	60 78	203	A	St. Bonaventure	53 52
285	N	Saint Peter's	87 90																
184	H	Boston U.	79 85																
112	H	American	72 56																
133	A	Hartford	72 63																
16	A	Buffalo	73 87																

Non-Div I Games:

Delaware

Average RPI Win:	348	WON-LOST	WINNING	LAST 10	STRENGTH OF	OPP. STRENGTH	TEAM	ADJ.	CONF.	ADJ CONF.
Average RPI Loss:	98	RECORD	PCT. RANK	GAMES	SCHEDULE	OF SCHEDULE	RPI	RPI	RPI	RPI
DIV. I ONLY	1- 7	302	1- 7	40	276	240	240	32	32	
DIV. I NON-CONF.	1- 7	302	1- 7	40	276	240	240	32	32	
TOTALS	RPI 1-25	RPI 26-50	W-L RECORDS	RPI 51-100	RPI 101-150	RPI 150+				
1- 7	0- 0	0- 1	OVERALL	0- 3	0- 2	1- 1				
1- 2	0- 0	0- 0	HOME	0- 1	0- 0	1- 1				
0- 4	0- 0	0- 0	AWAY	0- 0	0- 1	0- 0				
0- 1	0- 0	0- 1	NEUTRAL	0- 0	0- 0	0- 0				
1- 7	0- 0	0- 1	NON-CONFERENCE	0- 3	0- 2	1- 1				
1- 2	0- 0	0- 0	HOME	0- 1	0- 0	1- 1				
0- 4	0- 0	0- 0	AWAY	0- 2	0- 2	0- 0				
0- 1	0- 0	0- 1	NEUTRAL	0- 0	0- 0	0- 0				
0- 0	0- 0	0- 0	CONFERENCE	0- 0	0- 0	0- 0				
0- 0	0- 0	0- 0	HOME	0- 0	0- 0	0- 0				
0- 0	0- 0	0- 0	AWAY	0- 0	0- 0	0- 0				
0- 0	0- 0	0- 0	NEUTRAL	0- 0	0- 0	0- 0				

RPI 1-25				RPI 26-50				RPI 51-100				RPI 101+				Team's RPI: 240	
RPI	S	Opponent	Score	RPI	S	Opponent	Score	RPI	S	Opponent	Score	RPI	S	Opponent	Score		
				46	N	Ole Miss	58 110	52	H	Drexel	52 73	104	A	Temple	72 96		
								53	A	Kansas	49 81	125	A	DePaul	71 110		
								94	A	Delaware	49 84	210	H	Robert Morris	42 65		
												348	H	Longwood	60 56		
LAST 12 Division I GAMES:																	
				125	A	DePaul	71 110	94	A	Delaware	49 84						
				104	A	Temple	72 96	210	H	Robert Morris	42 65						
								52	H	Drexel	52 73						
								348	H	Longwood	60 56						
								53	A	Kansas	49 81						
								46	N	Ole Miss	58 110						

Non-Div I Games:

Delaware St.

Average RPI Win:	329	WON-LOST	WINNING	LAST 10	STRENGTH OF	OPP. STRENGTH	TEAM	ADJ.	CONF.	ADJ CONF.
Average RPI Loss:	109	RECORD	PCT. RANK	GAMES	SCHEDULE	OF SCHEDULE	RPI	RPI	RPI	RPI
DIV. I ONLY	5- 5	165	4- 5	312	273	266	266	12	12	
DIV. I NON-CONF.	5- 5	165	5- 5	312	273	266	266	12	12	
TOTALS	RPI 1-25	RPI 26-50	W-L RECORDS	RPI 51-100	RPI 101-150	RPI 150+				
5- 5	0- 0	0- 0	OVERALL	0- 2	0- 3	5- 0				
1- 3	0- 0	0- 0	HOME	0- 1	0- 2	1- 0				
3- 1	0- 0	0- 0	AWAY	0- 0	0- 1	3- 0				
1- 1	0- 0	0- 0	NEUTRAL	0- 1	0- 0	1- 0				
5- 5	0- 0	0- 0	NON-CONFERENCE	0- 2	0- 3	5- 0				
1- 3	0- 0	0- 0	HOME	0- 1	0- 2	1- 0				
3- 1	0- 0	0- 0	AWAY	0- 0	0- 1	3- 0				
1- 1	0- 0	0- 0	NEUTRAL	0- 1	0- 0	1- 0				
0- 0	0- 0	0- 0	CONFERENCE	0- 0	0- 0	0- 0				
0- 0	0- 0	0- 0	HOME	0- 0	0- 0	0- 0				
0- 0	0- 0	0- 0	AWAY	0- 0	0- 0	0- 0				
0- 0	0- 0	0- 0	NEUTRAL	0- 0	0- 0	0- 0				

RPI S	Opponent	Score	RPI S	Opponent	Score	RPI S	Opponent	Score	RPI S	Opponent	Score	Team's RPI: 266
						65 H	Northern Colo.	63 71	112 A	American	53 66	
						88 N	Miami (OH)	52 69	132 H	Wyoming	51 61	
									147 H	Colorado St.	56 61	
									307 N	Eastern Mich.	60 54	
									316 H	Northern Ariz.	80 73	
									333 A	Cal St. Fullerton	83 58	
									342 A	UMBC	70 48	
									347 A	Air Force	75 54	
LAST 12 Division I GAMES:												
			112 A	American	53 66		333 A	Cal St. Fullerton	83 58			
			342 A	UMBC	70 48		88 N	Miami (OH)	52 69			
			316 H	Northern Ariz.	80 73		307 N	Eastern Mich.	60 54			
			147 H	Colorado St.	56 61		132 H	Wyoming	51 61			
							65 H	Northern Colo.	63 71			
							347 A	Air Force	75 54			

Non-Div I Games: Chadron St. 99 55

Denver

Average RPI Win:	0	WON-LOST	WINNING	LAST 10	STRENGTH OF	OPP. STRENGTH	TEAM	ADJ.	CONF.	ADJ CONF.
Average RPI Loss:	110	RECORD	PCT. RANK	GAMES	SCHEDULE	OF SCHEDULE	RPI	RPI	RPI	RPI
DIV. I ONLY	0- 9	328	0- 9	30	224	251	251	14	14	
DIV. I NON-CONF.	0- 9	328	0- 9	30	224	251	251	14	14	
TOTALS	RPI 1-25	RPI 26-50	W-L RECORDS	RPI 51-100	RPI 101-150	RPI 150+				
0- 9	0- 1	0- 0	OVERALL	0- 3	0- 4	0- 1				
0- 3	0- 1	0- 0	HOME	0- 1	0- 1	0- 0				
0- 4	0- 0	0- 0	AWAY	0- 2	0- 1	0- 1				
0- 2	0- 0	0- 0	NEUTRAL	0- 0	0- 2	0- 0				
0- 9	0- 1	0- 0	NON-CONFERENCE	0- 3	0- 4	0- 1				
0- 3	0- 1	0- 0	HOME	0- 1	0- 1	0- 0				
0- 4	0- 0	0- 0	AWAY	0- 2	0- 1	0- 1				
0- 2	0- 0	0- 0	NEUTRAL	0- 0	0- 2	0- 0				
0- 0	0- 0	0- 0	CONFERENCE	0- 0	0- 0	0- 0				
0- 0	0- 0	0- 0	HOME	0- 0	0- 0	0- 0				
0- 0	0- 0	0- 0	AWAY	0- 0	0- 0	0- 0				
0- 0	0- 0	0- 0	NEUTRAL	0- 0	0- 0	0- 0				

RPI S	Opponent	Score	RPI S	Opponent	Score	RPI S	Opponent	Score	RPI S	Opponent	Score	Team's RPI: 251
25	H Michigan	50 86				70	H Michigan St.	60 97	105	H Bowling Green	81 85	
						77	A Western Mich.	62 74	126	N North Texas	57 63	
						88	A Miami (OH)	64 91	128	N Clemson	44 72	
									149	A Illinois	65 73	
									218	A Kent St.	74 82	
LAST 12 Division I GAMES:												
149	A Illinois	65 73	70	H Michigan St.	60 97							
77	A Western Mich.	62 74	105	H Bowling Green	81 85							
25	H Michigan	50 86	88	A Miami (OH)	64 91							
218	A Kent St.	74 82										
126	N North Texas	57 63										
128	N Clemson	44 72										

Non-Div I Games:

Detroit Mercy

## Drake

Through Games Of Dec. 10, 2017

Average RPI Win:	213	WON-LOST	WINNING	LAST 10	STRENGTH OF	OPP. STRENGTH	TEAM	ADJ.	CONF.	ADJ CONF.
Average RPI Loss:	77	RECORD	PCT. RANK	GAMES	SCHEDULE	OF SCHEDULE	RPI	RPI	RPI	RPI
DIV. I ONLY	4- 5	189	4- 5	65	179	166	166	28	28	
DIV. I NON-CONF.	4- 5	189	4- 5	65	179	166	166	28	28	
TOTALS	RPI 1-25	RPI 26-50	W-L RECORDS	RPI 51-100	RPI 101-150	RPI 150+				
4- 5	0- 1	0- 0	OVERALL	1- 3	0- 1	3- 0				
3- 2	0- 0	0- 0	HOME	1- 2	0- 0	2- 0				
0- 2	0- 1	0- 0	AWAY	0- 0	0- 1	0- 0				
1- 1	0- 0	0- 0	NEUTRAL	0- 1	0- 0	1- 0				
4- 5	0- 1	0- 0	NON-CONFERENCE	1- 3	0- 1	3- 0				
3- 2	0- 0	0- 0	HOME	1- 2	0- 0	2- 0				
0- 2	0- 1	0- 0	AWAY	0- 0	0- 1	0- 0				
1- 1	0- 0	0- 0	NEUTRAL	0- 1	0- 0	1- 0				
0- 0	0- 0	0- 0	CONFERENCE	0- 0	0- 0	0- 0				
0- 0	0- 0	0- 0	HOME	0- 0	0- 0	0- 0				
0- 0	0- 0	0- 0	AWAY	0- 0	0- 0	0- 0				
0- 0	0- 0	0- 0	NEUTRAL	0- 0	0- 0	0- 0				

RPI 1-25				RPI 26-50				RPI 51-100				RPI 101+				Team's RPI: 166
RPI	S	Opponent	Score	RPI	S	Opponent	Score	RPI	S	Opponent	Score	RPI	S	Opponent	Score	
24	A	Oregon	77 110					61	H	Milwaukee	77 73	132	A	Wyoming	61 75	
								67	H	Creighton	100 108	236	H	Liberty	96 68	
								73	N	George Mason	75 87	244	H	Iowa St.	83 80	
								91	H	Nebraska	84 89	310	N	Mississippi Val.	96 60	
LAST 12 Division I GAMES:																
		310	N	Mississippi Val.	96	60		91	H	Nebraska	84	89				
		73	N	George Mason	75	87		67	H	Creighton	100	108				
		132	A	Wyoming	61	75		244	H	Iowa St.	83	80				
		236	H	Liberty	96	68										
		24	A	Oregon	77	110										
		61	H	Milwaukee	77	73										

Non-Div I Games: Iowa Wesleyan 102 25

Drake

■ Loss, 
 ■ Non-Conf, 
 ■ S Site, 
 ■ H Home 
 ■ A Away 
 N Neutral

Average RPI Win:	201	WON-LOST	WINNING	LAST 10	STRENGTH OF	OPP. STRENGTH	TEAM	ADJ.	CONF.	ADJ CONF.
Average RPI Loss:	41	RECORD	PCT. RANK	GAMES	SCHEDULE	OF SCHEDULE	RPI	RPI	RPI	RPI
DIV. I ONLY	6- 4	123	6- 4	50	119	52	52	10	10	
DIV. I NON-CONF.	6- 4	123	6- 4	50	119	52	52	10	10	
TOTALS	RPI 1-25	RPI 26-50	W-L RECORDS	RPI 51-100	RPI 101-150	RPI 150+				
6- 4	0- 2	1- 1	OVERALL	0- 1	0- 0	5- 0				
3- 0	0- 0	0- 0	HOME	0- 0	0- 0	3- 0				
2- 2	0- 1	0- 0	AWAY	0- 1	0- 0	2- 0				
1- 2	0- 1	1- 1	NEUTRAL	0- 0	0- 0	0- 0				
6- 4	0- 2	1- 1	NON-CONFERENCE	0- 1	0- 0	5- 0				
3- 0	0- 0	0- 0	HOME	0- 0	0- 0	3- 0				
2- 2	0- 1	0- 0	AWAY	0- 1	0- 0	2- 0				
1- 2	0- 1	1- 1	NEUTRAL	0- 0	0- 0	0- 0				
0- 0	0- 0	0- 0	CONFERENCE	0- 0	0- 0	0- 0				
0- 0	0- 0	0- 0	HOME	0- 0	0- 0	0- 0				
0- 0	0- 0	0- 0	AWAY	0- 0	0- 0	0- 0				
0- 0	0- 0	0- 0	NEUTRAL	0- 0	0- 0	0- 0				

RPI 1-25				RPI 26-50				RPI 51-100				Team's RPI: 52	RPI 101+			
RPI	S	Opponent	Score	RPI	S	Opponent	Score	RPI	S	Opponent	Score		RPI	S	Opponent	Score
15	N	West Virginia	42 75	39	N	Butler	76 62	84	A	Penn St.	70 84		176	H	La Salle	79 54
23	A	Syracuse	62 72	43	N	Virginia Tech	67 79						201	H	Bucknell	63 54
													240	A	Delaware St.	73 52
													271	A	Niagara	66 65
													277	H	Lafayette	52 37
LAST 12 Division I GAMES:																
43	N	Virginia Tech	67 79	23	A	Syracuse	62 72	271	A	Niagara	66 65					
201	H	Bucknell	63 54					240	A	Delaware St.	73 52					
176	H	La Salle	79 54					277	H	Lafayette	52 37					
84	A	Penn St.	70 84	39	N	Butler	76 62									
				15	N	West Virginia	42 75									

Non-Div I Games:

Drexel

Average RPI Win: 213		WON-LOST	WINNING	LAST 10	STRENGTH OF	OPP. STRENGTH	TEAM	ADJ.	CONF.	ADJ CONF.
Average RPI Loss: 6		RECORD	PCT. RANK	GAMES	SCHEDULE	OF SCHEDULE	RPI	RPI	RPI	RPI
DIV. I ONLY		8- 2	38	8- 2	196	57	51	51	2	2
DIV. I NON-CONF.		8- 2	38	8- 2	196	57	51	51	2	2
<hr/>										
TOTALS	RPI 1-25		RPI 26-50		W-L RECORDS	RPI 51-100	RPI 101-150		RPI 150+	
8- 2	1- 2		0- 0		OVERALL	1- 0	1- 0		5- 0	
6- 0	1- 0		0- 0		HOME	1- 0	1- 0		3- 0	
2- 2	0- 2		0- 0		AWAY	0- 0	0- 0		2- 0	
0- 0	0- 0		0- 0		NEUTRAL	0- 0	0- 0		0- 0	
8- 2	1- 2		0- 0		NON-CONFERENCE	1- 0	1- 0		5- 0	
6- 0	1- 0		0- 0		HOME	1- 0	1- 0		3- 0	
2- 2	0- 2		0- 0		AWAY	0- 0	0- 0		2- 0	
0- 0	0- 0		0- 0		NEUTRAL	0- 0	0- 0		0- 0	
0- 0	0- 0		0- 0		CONFERENCE	0- 0	0- 0		0- 0	
0- 0	0- 0		0- 0		HOME	0- 0	0- 0		0- 0	
0- 0	0- 0		0- 0		AWAY	0- 0	0- 0		0- 0	
0- 0	0- 0		0- 0		NEUTRAL	0- 0	0- 0		0- 0	

RPI	S	Opponent	Score
4	A	Villanova	55 64
7	A	South Carolina	52 72
10	H	Ohio St.	69 60

RPI	S	Opponent	Score
-----	---	----------	-------

RPI	S	Opponent	Score
100	H	Oregon St.	72 65

RPI	S	Opponent	Score
122	H	High Point	77 50
220	H	Presbyterian	79 45
278	H	UNCG	85 54
302	A	Grand Canyon	74 61
334	H	Winthrop	101 30
338	A	Old Dominion	84 51

## LAST 12 Division I GAMES:

334	H	Winthrop	101 30	7	A	South Carolina	52 72
278	H	UNCG	85 54	10	H	Ohio St.	69 60
122	H	High Point	77 50	220	H	Presbyterian	79 45
302	A	Grand Canyon	74 61	100	H	Oregon St.	72 65
				338	A	Old Dominion	84 51
				4	A	Villanova	55 64

Non-Div I Games:

Duke

■ Loss, 
 ■ Non-Conf, S Site, 
 ■ Home 
 ■ Away 
 N Neutral



Average RPI Win:	215	WON-LOST	WINNING	LAST 10	STRENGTH OF	OPP. STRENGTH	TEAM	ADJ.	CONF.	ADJ CONF.
Average RPI Loss:	159	RECORD	PCT. RANK	GAMES	SCHEDULE	OF SCHEDULE	RPI	RPI	RPI	RPI
DIV. I ONLY	9- 2	32	9- 1	316	63	107	107	13	13	
DIV. I NON-CONF.	9- 2	32	9- 2	316	63	107	107	13	13	
TOTALS	RPI 1-25	RPI 26-50	W-L RECORDS	RPI 51-100	RPI 101-150	RPI 150+				
9- 2	0- 0	1- 0	OVERALL	0- 0	1- 1	7- 1				
5- 0	0- 0	1- 0	HOME	0- 0	0- 0	4- 0				
3- 2	0- 0	0- 0	AWAY	0- 0	1- 1	2- 1				
1- 0	0- 0	0- 0	NEUTRAL	0- 0	0- 0	1- 0				
9- 2	0- 0	1- 0	NON-CONFERENCE	0- 0	1- 1	7- 1				
5- 0	0- 0	1- 0	HOME	0- 0	0- 0	4- 0				
3- 2	0- 0	0- 0	AWAY	0- 0	1- 1	2- 1				
1- 0	0- 0	0- 0	NEUTRAL	0- 0	0- 0	1- 0				
0- 0	0- 0	0- 0	CONFERENCE	0- 0	0- 0	0- 0				
0- 0	0- 0	0- 0	HOME	0- 0	0- 0	0- 0				
0- 0	0- 0	0- 0	AWAY	0- 0	0- 0	0- 0				
0- 0	0- 0	0- 0	NEUTRAL	0- 0	0- 0	0- 0				

RPI S	Opponent	Score	RPI S	Opponent	Score	RPI S	Opponent	Score	RPI S	Opponent	Score	Team's RPI: 107
			31 H	Toledo	73 54				131 A	Pittsburgh	66 53	
									138 A	ETSU	77 81	
									152 A	Virginia	74 63	
									180 A	Charlotte	72 75	
									211 H	Saint Francis (PA)	87 68	
									228 H	Central Conn. St.	83 58	
									253 H	Akron	66 60	
									297 N	N.C. A&T	73 60	
									301 H	Iona	80 59	
									334 A	Winthrop	81 54	
LAST 12 Division I GAMES:												
			253 H	Akron	66 60				152 A	Virginia	74 63	
			31 H	Toledo	73 54				297 N	N.C. A&T	73 60	
			228 H	Central Conn. St.	83 58				301 H	Iona	80 59	
			211 H	Saint Francis (PA)	87 68				138 A	ETSU	77 81	
			180 A	Charlotte	72 75				131 A	Pittsburgh	66 53	
									334 A	Winthrop	81 54	

Non-Div I Games:

Duquesne

■ Loss, 
 ■ Non-Conf, 
 S Site, 
 ■ Home 
 ■ Away 
 N Neutral

Average RPI Win:	259	WON-LOST	WINNING	LAST 10	STRENGTH OF	OPP. STRENGTH	TEAM	ADJ.	CONF.	ADJ CONF.
Average RPI Loss:	36	RECORD	PCT. RANK	GAMES	SCHEDULE	OF SCHEDULE	RPI	RPI	RPI	RPI
DIV. I ONLY	6- 5	160	0- 1	200	78	138	138	11	11	
DIV. I NON-CONF.	6- 5	160	0- 1	200	78	138	138	11	11	
TOTALS	RPI 1-25	RPI 26-50	W-L RECORDS	RPI 51-100	RPI 101-150	RPI 150+				
6- 5	0- 2	0- 1	OVERALL	0- 2	1- 0	5- 0				
3- 0	0- 0	0- 0	HOME	0- 0	1- 0	2- 0				
3- 2	0- 1	0- 1	AWAY	0- 0	0- 0	3- 0				
0- 3	0- 1	0- 0	NEUTRAL	0- 2	0- 0	0- 0				
6- 5	0- 2	0- 1	NON-CONFERENCE	0- 2	1- 0	5- 0				
3- 0	0- 0	0- 0	HOME	0- 0	1- 0	2- 0				
3- 2	0- 1	0- 1	AWAY	0- 0	0- 0	3- 0				
0- 3	0- 1	0- 0	NEUTRAL	0- 2	0- 0	0- 0				
0- 0	0- 0	0- 0	CONFERENCE	0- 0	0- 0	0- 0				
0- 0	0- 0	0- 0	HOME	0- 0	0- 0	0- 0				
0- 0	0- 0	0- 0	AWAY	0- 0	0- 0	0- 0				
0- 0	0- 0	0- 0	NEUTRAL	0- 0	0- 0	0- 0				

RPI 1-25				RPI 26-50				RPI 51-100				RPI 101+ Team's RPI: 138			
RPI	S	Opponent	Score	RPI	S	Opponent	Score	RPI	S	Opponent	Score	RPI	S	Opponent	Score
2	N	Notre Dame	46 77	34	A	Houston	69 88	56	N	Washington St.	76 80	107	H	Duquesne	81 77
9	A	Tennessee	49 87					77	N	Western Mich.	79 87	243	H	Cincinnati	87 77
												255	H	Tennessee Tech	74 55
												279	A	Appalachian St.	70 57
												334	A	Winthrop	74 63
												336	A	Murray St.	96 68
LAST 12 Division I GAMES:															
77	N	Western Mich.	79 87	2	N	Notre Dame	46 77								
34	A	Houston	69 88	107	H	Duquesne	81 77								
334	A	Winthrop	74 63	255	H	Tennessee Tech	74 55								
336	A	Murray St.	96 68	279	A	Appalachian St.	70 57								
56	N	Washington St.	76 80	9	A	Tennessee	49 87								
				243	H	Cincinnati	87 77								

Non-Div I Games:

ETSU

## East Carolina

Through Games Of Dec. 10, 2017

Average RPI Win:	248	WON-LOST	WINNING	LAST 10	STRENGTH OF	OPP. STRENGTH	TEAM	ADJ.	CONF.	ADJ CONF.
Average RPI Loss:	153	RECORD	PCT. RANK	GAMES	SCHEDULE	OF SCHEDULE	RPI	RPI	RPI	RPI
DIV. I ONLY	5- 4	142	5- 4	314	165	256	256	8	8	
DIV. I NON-CONF.	5- 4	142	5- 4	314	165	256	256	8	8	
TOTALS	RPI 1-25	RPI 26-50	W-L RECORDS	RPI 51-100	RPI 101-150	RPI 150+				
5- 4	0- 0	0- 0	OVERALL	0- 1	0- 1	5- 2				
3- 2	0- 0	0- 0	HOME	0- 1	0- 0	3- 1				
1- 1	0- 0	0- 0	AWAY	0- 0	0- 0	1- 0				
1- 1	0- 0	0- 0	NEUTRAL	0- 0	0- 1	1- 0				
5- 4	0- 0	0- 0	NON-CONFERENCE	0- 1	0- 1	5- 2				
3- 2	0- 0	0- 0	HOME	0- 1	0- 0	3- 1				
1- 1	0- 0	0- 0	AWAY	0- 0	0- 0	1- 1				
1- 1	0- 0	0- 0	NEUTRAL	0- 0	0- 1	1- 0				
0- 0	0- 0	0- 0	CONFERENCE	0- 0	0- 0	0- 0				
0- 0	0- 0	0- 0	HOME	0- 0	0- 0	0- 0				
0- 0	0- 0	0- 0	AWAY	0- 0	0- 0	0- 0				
0- 0	0- 0	0- 0	NEUTRAL	0- 0	0- 0	0- 0				

RPI 1-25			RPI 26-50			RPI 51-100			RPI 101+			Team's RPI: 256
RPI	S	Opponent	Score	RPI	S	Opponent	Score	RPI	S	Opponent	Score	
						68 H William & Mary	65 71	123 N Jacksonville St.	73 82			
								173 H Richmond	64 65			
								180 H Charlotte	58 55			
								198 A Kennesaw St.	66 56			
								246 A UNCW	62 66			
								283 H Norfolk St.	51 46			
								286 H USC Upstate	66 53			
								292 N Rider	66 63			
LAST 12 Division I GAMES:												
198	A	Kennesaw St.	66 56	173	H	Richmond	64 65					
283	H	Norfolk St.	51 46	246	A	UNCW	62 66					
180	H	Charlotte	58 55	286	H	USC Upstate	66 53					
292	N	Rider	66 63									
123	N	Jacksonville St.	73 82									
68	H	William & Mary	65 71									

Non-Div I Games:

East Carolina

■ Loss, 
 ■ Non-Conf, 
 ■ S Site, 
 ■ H Home 
 ■ A Away 
 N Neutral





























Average RPI Win:	319	WON-LOST	WINNING	LAST 10	STRENGTH OF	OPP. STRENGTH	TEAM	ADJ.	CONF.	ADJ CONF.
Average RPI Loss:	158	RECORD	PCT. RANK	GAMES	SCHEDULE	OF SCHEDULE	RPI	RPI	RPI	RPI
DIV. I ONLY	1- 7	302	1- 7	181	302	306	306	25	25	
DIV. I NON-CONF.	1- 7	302	1- 7	181	302	306	306	25	25	
TOTALS	RPI 1-25	RPI 26-50	W-L RECORDS	RPI 51-100	RPI 101-150	RPI 150+				
1- 7	0- 0	0- 0	OVERALL	0- 2	0- 2	1- 3				
1- 2	0- 0	0- 0	HOME	0- 0	0- 1	1- 1				
0- 4	0- 0	0- 0	AWAY	0- 1	0- 1	0- 2				
0- 1	0- 0	0- 0	NEUTRAL	0- 1	0- 0	0- 0				
1- 7	0- 0	0- 0	NON-CONFERENCE	0- 2	0- 2	1- 3				
1- 2	0- 0	0- 0	HOME	0- 0	0- 1	1- 1				
0- 4	0- 0	0- 0	AWAY	0- 1	0- 1	0- 2				
0- 1	0- 0	0- 0	NEUTRAL	0- 1	0- 0	0- 0				
0- 0	0- 0	0- 0	CONFERENCE	0- 0	0- 0	0- 0				
0- 0	0- 0	0- 0	HOME	0- 0	0- 0	0- 0				
0- 0	0- 0	0- 0	AWAY	0- 0	0- 0	0- 0				
0- 0	0- 0	0- 0	NEUTRAL	0- 0	0- 0	0- 0				

RPI 1-25			RPI 26-50			RPI 51-100			RPI 101+			Team's RPI: 306
RPI	S	Opponent	Score	RPI	S	Opponent	Score	RPI	S	Opponent	Score	
						92 A Saint Joseph's	62 80	141 A Wright St.		46 81		
						94 N Delaware	37 66	150 H Bradley		52 67		
								161 H Northern Ill.		64 93		
								170 A Cleveland St.		69 77		
								298 A Fort Wayne		77 93		
								319 H Evansville		79 52		
LAST 12 Division I GAMES:												
						94 N Delaware	37 66	298 A Fort Wayne		77 93		
						92 A Saint Joseph's	62 80	150 H Bradley		52 67		
						319 H Evansville	79 52	170 A Cleveland St.		69 77		
						141 A Wright St.	46 81					
						161 H Northern Ill.	64 93					

Non-Div I Games:

Eastern Ill.

Average RPI Win:	302	WON-LOST	WINNING	LAST 10	STRENGTH OF	OPP. STRENGTH	TEAM	ADJ.	CONF.	ADJ CONF.
Average RPI Loss:	163	RECORD	PCT. RANK	GAMES	SCHEDULE	OF SCHEDULE	RPI	RPI	RPI	RPI
DIV. I ONLY	2- 6	261	2- 6	168	327	260	260	25	25	
DIV. I NON-CONF.	2- 6	261	2- 6	168	327	260	260	25	25	
TOTALS	RPI 1-25	RPI 26-50	W-L RECORDS	RPI 51-100	RPI 101-150	RPI 150+				
2- 6	0- 0	0- 0	OVERALL	0- 2	0- 1	2- 3				
1- 2	0- 0	0- 0	HOME	0- 1	0- 0	1- 1				
1- 4	0- 0	0- 0	AWAY	0- 1	0- 1	1- 2				
0- 0	0- 0	0- 0	NEUTRAL	0- 0	0- 0	0- 0				
2- 6	0- 0	0- 0	NON-CONFERENCE	0- 2	0- 1	2- 3				
1- 2	0- 0	0- 0	HOME	0- 1	0- 0	1- 1				
1- 4	0- 0	0- 0	AWAY	0- 1	0- 1	1- 2				
0- 0	0- 0	0- 0	NEUTRAL	0- 0	0- 0	0- 0				
0- 0	0- 0	0- 0	CONFERENCE	0- 0	0- 0	0- 0				
0- 0	0- 0	0- 0	HOME	0- 0	0- 0	0- 0				
0- 0	0- 0	0- 0	AWAY	0- 0	0- 0	0- 0				
0- 0	0- 0	0- 0	NEUTRAL	0- 0	0- 0	0- 0				

RPI 1-25			RPI 26-50			RPI 51-100			RPI 101+			Team's RPI: 260
RPI	S	Opponent	Score	RPI	S	Opponent	Score	RPI	S	Opponent	Score	
						73  George Mason	41  64	105  Bowling Green	60  77			
						87  Ohio	57  69	218  Kent St.	57  65			
								243  Cincinnati	53  64			
								253  Akron	45  62			
								278  UNCG	70 59			
								326  Western Caro.	62 59			
LAST 12 Division I GAMES:												
						73  George Mason	41  64	218  Kent St.	57  65			
						105  Bowling Green	60  77	87  Ohio	57  69			
								243  Cincinnati	53  64			
								253  Akron	45  62			
								278  UNCG	70 59			
								326  Western Caro.	62 59			

Non-Div I Games:

Eastern Ky.

Average RPI Win:	321	WON-LOST	WINNING	LAST 10	STRENGTH OF	OPP. STRENGTH	TEAM	ADJ.	CONF.	ADJ CONF.
Average RPI Loss:	206	RECORD	PCT. RANK	GAMES	SCHEDULE	OF SCHEDULE	RPI	RPI	RPI	RPI
DIV. I ONLY	1- 7	302	1- 7	182	345	307	307	7	7	
DIV. I NON-CONF.	1- 7	302	1- 7	182	345	307	307	7	7	
TOTALS	RPI 1-25	RPI 26-50	W-L RECORDS	RPI 51-100	RPI 101-150	RPI 150+				
1- 7	0- 0	0- 0	OVERALL	0- 1	0- 0	1- 6				
1- 0	0- 0	0- 0	HOME	0- 0	0- 0	1- 0				
0- 6	0- 0	0- 0	AWAY	0- 1	0- 0	0- 5				
0- 1	0- 0	0- 0	NEUTRAL	0- 0	0- 0	0- 1				
1- 7	0- 0	0- 0	NON-CONFERENCE	0- 1	0- 0	1- 6				
1- 0	0- 0	0- 0	HOME	0- 0	0- 0	1- 0				
0- 6	0- 0	0- 0	AWAY	0- 1	0- 0	0- 5				
0- 1	0- 0	0- 0	NEUTRAL	0- 0	0- 0	0- 1				
0- 0	0- 0	0- 0	CONFERENCE	0- 0	0- 0	0- 0				
0- 0	0- 0	0- 0	HOME	0- 0	0- 0	0- 0				
0- 0	0- 0	0- 0	AWAY	0- 0	0- 0	0- 0				
0- 0	0- 0	0- 0	NEUTRAL	0- 0	0- 0	0- 0				

RPI 1-25			RPI 26-50			RPI 51-100			RPI 101+			Team's RPI: 307
RPI	S	Opponent	Score	RPI	S	Opponent	Score	RPI	S	Opponent	Score	
						59 A Minnesota	56 80	153 A Loyola Marymount		64 73		
								170 A Cleveland St.		65 77		
								203 A St. Bonaventure		51 70		
								266 N Denver		54 60		
								269 A Illinois St.		56 65		
								321 H Florida A&M		83 61		
								322 A Ill.-Chicago		70 73		
LAST 12 Division I GAMES:												
269	A	Illinois St.	56 65	203	A	St. Bonaventure	51 70					
322	A	Ill.-Chicago	70 73	170	A	Cleveland St.	65 77					
59	A	Minnesota	56 80	321	H	Florida A&M	83 61					
153	A	Loyola Marymount	64 73									
266	N	Denver	54 60									

Non-Div I Games: Rochester College 62 29

Eastern Mich.

Average RPI Win:	341	WON-LOST	WINNING	LAST 10	STRENGTH OF	OPP. STRENGTH	TEAM	ADJ.	CONF.	ADJ CONF.
Average RPI Loss:	175	RECORD	PCT. RANK	GAMES	SCHEDULE	OF SCHEDULE	RPI	RPI	RPI	RPI
DIV. I ONLY	2- 5	248	2- 5	279	309	293	293	17	17	
DIV. I NON-CONF.	2- 5	248	2- 5	279	309	293	293	17	17	
TOTALS	RPI 1-25	RPI 26-50	W-L RECORDS	RPI 51-100	RPI 101-150	RPI 150+				
2- 5	0- 1	0- 0	OVERALL	0- 0	0- 1	2- 3				
1- 2	0- 0	0- 0	HOME	0- 0	0- 0	1- 2				
1- 3	0- 1	0- 0	AWAY	0- 0	0- 1	1- 1				
0- 0	0- 0	0- 0	NEUTRAL	0- 0	0- 0	0- 0				
2- 5	0- 1	0- 0	NON-CONFERENCE	0- 0	0- 1	2- 3				
1- 2	0- 0	0- 0	HOME	0- 0	0- 0	1- 2				
1- 3	0- 1	0- 0	AWAY	0- 0	0- 1	1- 1				
0- 0	0- 0	0- 0	NEUTRAL	0- 0	0- 0	0- 0				
0- 0	0- 0	0- 0	CONFERENCE	0- 0	0- 0	0- 0				
0- 0	0- 0	0- 0	HOME	0- 0	0- 0	0- 0				
0- 0	0- 0	0- 0	AWAY	0- 0	0- 0	0- 0				
0- 0	0- 0	0- 0	NEUTRAL	0- 0	0- 0	0- 0				

RPI 1-25				RPI 26-50			RPI 51-100			RPI 101+			Team's RPI: 293
RPI	S	Opponent	Score	RPI	S	Opponent	Score	RPI	S	Opponent	Score		
24	A	Oregon	40 81							137	A	Gonzaga	45 69
										226	H	BYU	69 73
										231	H	Boise St.	57 61
										258	A	Fresno St.	56 81
										335	H	Utah Valley	61 41
										347	A	Air Force	65 63
LAST 12 Division I GAMES:													
24	A	Oregon	40 81	231	H	Boise St.	57 61						
226	H	BYU	69 73	137	A	Gonzaga	45 69						
347	A	Air Force	65 63	335	H	Utah Valley	61 41						
258	A	Fresno St.	56 81										

Non-Div I Games: Multnomah 88 42

Eastern Wash.

Average RPI Win: 180		WON-LOST	WINNING	LAST 10	STRENGTH OF	OPP. STRENGTH	TEAM	ADJ.	CONF.	ADJ CONF.
Average RPI Loss: 58		RECORD	PCT. RANK	GAMES	SCHEDULE	OF SCHEDULE	RPI	RPI	RPI	RPI
DIV. I ONLY		6- 2	61	6- 2	216	34	64	64	10	10
DIV. I NON-CONF.		6- 2	61	6- 2	216	34	64	64	10	10
TOTALS	RPI 1-25	RPI 26-50		W-L RECORDS		RPI 51-100	RPI 101-150	RPI 150+		
6- 2	0- 1	0- 0		OVERALL		2- 1	1- 0	3- 0		
2- 0	0- 0	0- 0		HOME		0- 0	1- 0	1- 0		
3- 1	0- 0	0- 0		AWAY		1- 0	0- 0	2- 0		
1- 1	0- 1	0- 0		NEUTRAL		1- 0	0- 0	0- 0		
6- 2	0- 1	0- 0		NON-CONFERENCE		2- 1	1- 0	3- 0		
2- 0	0- 0	0- 0		HOME		0- 0	1- 0	1- 0		
3- 1	0- 0	0- 0		AWAY		1- 1	0- 0	2- 0		
1- 1	0- 1	0- 0		NEUTRAL		1- 0	0- 0	0- 0		
0- 0	0- 0	0- 0		CONFERENCE		0- 0	0- 0	0- 0		
0- 0	0- 0	0- 0		HOME		0- 0	0- 0	0- 0		
0- 0	0- 0	0- 0		AWAY		0- 0	0- 0	0- 0		
0- 0	0- 0	0- 0		NEUTRAL		0- 0	0- 0	0- 0		

RPI 1-25				RPI 26-50				RPI 51-100				RPI 101+			
RPI	S	Opponent	Score	RPI	S	Opponent	Score	RPI	S	Opponent	Score	RPI	S	Opponent	Score
20	N	Iowa	61 74					60	N	Alabama	60 55	117	H	Hampton	82 59
								82	A	UCF	71 57	190	A	Davidson	75 58
								95	A	Wake Forest	51 53	297	A	N.C. A&T	90 59
												334	H	Winthrop	98 37
LAST 12 Division I GAMES:															
190	A	Davidson	75 58	20	N	Iowa	61 74	60	N	Alabama	60 55				
95	A	Wake Forest	51 53					82	A	UCF	71 57				
								117	H	Hampton	82 59				
								297	A	N.C. A&T	90 59				
								334	H	Winthrop	98 37				

Non-Div I Games:	Coker	106	54
------------------	-------	-----	----

Elon

■ Loss, ■ Non-Conf, S Site, H Home A Away N Neutral



Average RPI Win:	336	WON-LOST	WINNING	LAST 10	STRENGTH OF	OPP. STRENGTH	TEAM	ADJ.	CONF.	ADJ CONF.
Average RPI Loss:	182	RECORD	PCT. RANK	GAMES	SCHEDULE	OF SCHEDULE	RPI	RPI	RPI	RPI
DIV. I ONLY	1- 6	297	1- 6	231	320	319	319	28	28	
DIV. I NON-CONF.	1- 6	297	1- 6	231	320	319	319	28	28	
TOTALS	RPI 1-25	RPI 26-50	W-L RECORDS	RPI 51-100	RPI 101-150	RPI 150+				
1- 6	0- 0	0- 1	OVERALL	0- 1	0- 0	1- 4				
1- 1	0- 0	0- 0	HOME	0- 0	0- 0	1- 1				
0- 5	0- 0	0- 0	AWAY	0- 1	0- 0	0- 0				
0- 0	0- 0	0- 0	NEUTRAL	0- 0	0- 0	0- 0				
1- 6	0- 0	0- 1	NON-CONFERENCE	0- 1	0- 0	1- 4				
1- 1	0- 0	0- 0	HOME	0- 0	0- 0	1- 1				
0- 5	0- 0	0- 1	AWAY	0- 1	0- 0	0- 3				
0- 0	0- 0	0- 0	NEUTRAL	0- 0	0- 0	0- 0				
0- 0	0- 0	0- 0	CONFERENCE	0- 0	0- 0	0- 0				
0- 0	0- 0	0- 0	HOME	0- 0	0- 0	0- 0				
0- 0	0- 0	0- 0	AWAY	0- 0	0- 0	0- 0				
0- 0	0- 0	0- 0	NEUTRAL	0- 0	0- 0	0- 0				

RPI S	Opponent	Score	RPI S	Opponent	Score	RPI S	Opponent	Score	RPI S	Opponent	Score	Team's RPI: 319
32	A Western Ky.	54 92	63	A Kentucky	62 100	200	A Austin Peay	73 82	225	H Morehead St.	75 82	
						263	A Alabama A&M	56 70	306	A Eastern Ill.	52 79	
						336	H Murray St.	89 81				
LAST 12 Division I GAMES:												
225	H Morehead St.	75 82	336	H Murray St.	89 81							
63	A Kentucky	62 100										
200	A Austin Peay	73 82										
32	A Western Ky.	54 92										
306	A Eastern Ill.	52 79										
263	A Alabama A&M	56 70										

Non-Div I Games: Westminster (MO) 79 53

Evansville

Average RPI Win:	182	WON-LOST	WINNING	LAST 10	STRENGTH OF	OPP. STRENGTH	TEAM	ADJ.	CONF.	ADJ CONF.
Average RPI Loss:	44	RECORD	PCT. RANK	GAMES	SCHEDULE	OF SCHEDULE	RPI	RPI	RPI	RPI
DIV. I ONLY	8- 2	38	6- 2	45	187	27	27	16	16	
DIV. I NON-CONF.	8- 2	38	8- 2	45	187	27	27	16	16	
TOTALS	RPI 1-25	RPI 26-50	W-L RECORDS	RPI 51-100	RPI 101-150	RPI 150+				
8- 2	0- 1	0- 0	OVERALL	2- 1	2- 0	4- 0				
2- 0	0- 0	0- 0	HOME	1- 0	1- 0	0- 0				
4- 0	0- 0	0- 0	AWAY	1- 0	0- 0	3- 0				
2- 2	0- 1	0- 0	NEUTRAL	0- 1	1- 0	1- 0				
8- 2	0- 1	0- 0	NON-CONFERENCE	2- 1	2- 0	4- 0				
2- 0	0- 0	0- 0	HOME	1- 0	1- 0	0- 0				
4- 0	0- 0	0- 0	AWAY	1- 0	0- 0	3- 0				
2- 2	0- 1	0- 0	NEUTRAL	0- 1	1- 0	1- 0				
0- 0	0- 0	0- 0	CONFERENCE	0- 0	0- 0	0- 0				
0- 0	0- 0	0- 0	HOME	0- 0	0- 0	0- 0				
0- 0	0- 0	0- 0	AWAY	0- 0	0- 0	0- 0				
0- 0	0- 0	0- 0	NEUTRAL	0- 0	0- 0	0- 0				

RPI 1-25			RPI 26-50		Team's RPI: 27	RPI 51-100			RPI 101+		
RPI S	Opponent	Score	RPI S	Opponent	Score	RPI S	Opponent	Score	RPI S	Opponent	Score
10 N	Ohio St.	62 104				63 H	Kentucky	70 64	125 N	DePaul	89 84
						78 N	Belmont	65 75	149 H	Illinois	85 61
						90 A	Siena	63 50	218 N	Kent St.	80 62
									230 A	Abilene Christian	94 55
									253 A	Akron	82 63
									330 A	FIU	88 52
LAST 12 Division I GAMES:											
90 A	Siena	63 50	63 H	Kentucky	70 64	230 A	Abilene Christian	94 55			
253 A	Akron	82 63	78 N	Belmont	65 75	10 N	Ohio St.	62 104			
218 N	Kent St.	80 62	125 N	DePaul	89 84						
330 A	FIU	88 52									
149 H	Illinois	85 61									

Non-Div I Games: Southeastern (FL) 76 66 Ave Maria 99 35

FGCU

Loss, Non-Conf, S Site, H Home A Away N Neutral

F  
I  
UF  
I  
U

FIU

## Fairfield

Through Games Of Dec. 10, 2017

Average RPI Win:	270	WON-LOST	WINNING	LAST 10	STRENGTH OF	OPP. STRENGTH	TEAM	ADJ.	CONF.	ADJ CONF.
Average RPI Loss:	137	RECORD	PCT. RANK	GAMES	SCHEDULE	OF SCHEDULE	RPI	RPI	RPI	RPI
DIV. I ONLY	3- 6	231	3- 6	166	240	235	235	21	21	
DIV. I NON-CONF.	3- 6	231	3- 6	166	240	235	235	21	21	
TOTALS	RPI 1-25	RPI 26-50	W-L RECORDS	RPI 51-100	RPI 101-150	RPI 150+				
3- 6	0- 1	0- 0	OVERALL	0- 1	0- 0	3- 4				
2- 2	0- 1	0- 0	HOME	0- 0	0- 0	2- 1				
1- 3	0- 0	0- 0	AWAY	0- 1	0- 0	1- 2				
0- 1	0- 0	0- 0	NEUTRAL	0- 0	0- 0	0- 1				
3- 6	0- 1	0- 0	NON-CONFERENCE	0- 1	0- 0	3- 4				
2- 2	0- 1	0- 0	HOME	0- 0	0- 0	2- 1				
1- 3	0- 0	0- 0	AWAY	0- 1	0- 0	1- 2				
0- 1	0- 0	0- 0	NEUTRAL	0- 0	0- 0	0- 1				
0- 0	0- 0	0- 0	CONFERENCE	0- 0	0- 0	0- 0				
0- 0	0- 0	0- 0	HOME	0- 0	0- 0	0- 0				
0- 0	0- 0	0- 0	AWAY	0- 0	0- 0	0- 0				
0- 0	0- 0	0- 0	NEUTRAL	0- 0	0- 0	0- 0				

RPI	S	Opponent	Score	RPI	S	Opponent	Score	RPI	S	Opponent	Score	RPI	S	Opponent	Score	Team's RPI: 235
4	H	Villanova	44 73					68	A	William & Mary	47 57	159	N	New Hampshire	61 71	
												173	H	Richmond	67 72	
												179	A	Boston College	66 58	
												199	A	Northeastern	43 63	
												221	A	Lehigh	53 56	
												289	H	Mt. St. Mary's	76 65	
												343	H	UMass Lowell	78 67	
LAST 12 Division I GAMES:																
4	H	Villanova	44 73	221	A	Lehigh	53 56									
179	A	Boston College	66 58	289	H	Mt. St. Mary's	76 65									
343	H	UMass Lowell	78 67	199	A	Northeastern	43 63									
159	N	New Hampshire	61 71	68	A	William & Mary	47 57									
				173	H	Richmond	67 72									

Non-Div I Games:

Fairfield

■ Loss, 
 ■ Non-Conf, 
 S Site, 
 ■ Home 
 ■ Away 
 N Neutral

Average RPI Win:	257	WON-LOST	WINNING	LAST 10	STRENGTH OF	OPP. STRENGTH	TEAM	ADJ.	CONF.	ADJ CONF.
Average RPI Loss:	140	RECORD	PCT. RANK	GAMES	SCHEDULE	OF SCHEDULE	RPI	RPI	RPI	RPI
DIV. I ONLY	6- 3	85	6- 3	318	246	207	207	27	27	
DIV. I NON-CONF.	6- 3	85	6- 3	318	246	207	207	27	27	
TOTALS	RPI 1-25	RPI 26-50	W-L RECORDS	RPI 51-100	RPI 101-150	RPI 150+				
6- 3	0- 1	0- 0	OVERALL	0- 0	1- 0	5- 2				
4- 1	0- 0	0- 0	HOME	0- 0	1- 0	3- 1				
2- 2	0- 1	0- 0	AWAY	0- 0	0- 0	2- 1				
0- 0	0- 0	0- 0	NEUTRAL	0- 0	0- 0	0- 0				
6- 3	0- 1	0- 0	NON-CONFERENCE	0- 0	1- 0	5- 2				
4- 1	0- 0	0- 0	HOME	0- 0	1- 0	3- 1				
2- 2	0- 1	0- 0	AWAY	0- 0	0- 0	2- 1				
0- 0	0- 0	0- 0	NEUTRAL	0- 0	0- 0	0- 0				
0- 0	0- 0	0- 0	CONFERENCE	0- 0	0- 0	0- 0				
0- 0	0- 0	0- 0	HOME	0- 0	0- 0	0- 0				
0- 0	0- 0	0- 0	AWAY	0- 0	0- 0	0- 0				
0- 0	0- 0	0- 0	NEUTRAL	0- 0	0- 0	0- 0				

RPI 1-25				RPI 26-50				RPI 51-100				RPI 101+ Team's RPI: 207			
RPI	S	Opponent	Score	RPI	S	Opponent	Score	RPI	S	Opponent	Score	RPI	S	Opponent	Score
14	A	Rutgers	35 101									146	H	Colgate	61 51
												151	H	Stony Brook	51 56
												169	H	Army West Point	58 56
												205	H	Monmouth	78 61
												254	A	Howard	65 68
												329	A	NJIT	74 70
												343	H	UMass Lowell	60 51
												348	A	Longwood	72 52
LAST 12 Division I GAMES:															
343	H	UMass Lowell	60 51	14	A	Rutgers	35 101								
205	H	Monmouth	78 61	329	A	NJIT	74 70								
254	A	Howard	65 68	169	H	Army West Point	58 56								
348	A	Longwood	72 52												
146	H	Colgate	61 51												
151	H	Stony Brook	51 56												

Non-Div I Games: Rutgers-Newark 76 40

Fairleigh Dickinson

Average RPI Win:	222	WON-LOST	WINNING	LAST 10	STRENGTH OF	OPP. STRENGTH	TEAM	ADJ.	CONF.	ADJ CONF.
Average RPI Loss:	133	RECORD	PCT. RANK	GAMES	SCHEDULE	OF SCHEDULE	RPI	RPI	RPI	RPI
DIV. I ONLY	3- 4	205	3- 4	197	204	223	223	19	19	
DIV. I NON-CONF.	3- 4	205	3- 4	197	204	223	223	19	19	
TOTALS	RPI 1-25	RPI 26-50	W-L RECORDS	RPI 51-100	RPI 101-150	RPI 150+				
3- 4	0- 1	0- 0	OVERALL	0- 0	1- 2	2- 1				
2- 2	0- 0	0- 0	HOME	0- 0	1- 1	1- 1				
1- 1	0- 1	0- 0	AWAY	0- 0	0- 0	1- 0				
0- 1	0- 0	0- 0	NEUTRAL	0- 0	0- 1	0- 0				
3- 4	0- 1	0- 0	NON-CONFERENCE	0- 0	1- 2	2- 1				
2- 2	0- 0	0- 0	HOME	0- 0	1- 1	1- 1				
1- 1	0- 1	0- 0	AWAY	0- 0	0- 0	1- 0				
0- 1	0- 0	0- 0	NEUTRAL	0- 0	0- 1	0- 0				
0- 0	0- 0	0- 0	CONFERENCE	0- 0	0- 0	0- 0				
0- 0	0- 0	0- 0	HOME	0- 0	0- 0	0- 0				
0- 0	0- 0	0- 0	AWAY	0- 0	0- 0	0- 0				
0- 0	0- 0	0- 0	NEUTRAL	0- 0	0- 0	0- 0				

RPI S	Opponent	Score	RPI S	Opponent	Score	RPI S	Opponent	Score	RPI S	Opponent	Score	Team's RPI: 223
22	A Colorado	69 76							102	H Mercer	55 66	
									105	N Bowling Green	55 66	
									110	H North Florida	83 75	
									268	H St. Francis Brooklyn	80 60	
									288	A Indiana St.	66 58	
									302	H Grand Canyon	73 77	
LAST 12 Division I GAMES:												
288	A Indiana St.	66 58	110	H North Florida	83 75							
22	A Colorado	69 76	302	H Grand Canyon	73 77							
102	H Mercer	55 66	105	N Bowling Green	55 66							
			268	H St. Francis Brooklyn	80 60							

Non-Div I Games:

Fla. Atlantic

Average RPI Win:	203	WON-LOST	WINNING	LAST 10	STRENGTH OF	OPP. STRENGTH	TEAM	ADJ.	CONF.	ADJ CONF.
Average RPI Loss:	61	RECORD	PCT. RANK	GAMES	SCHEDULE	OF SCHEDULE	RPI	RPI	RPI	RPI
DIV. I ONLY	6- 4	123	6- 4	186	58	156	156	1	1	
DIV. I NON-CONF.	6- 4	123	6- 4	186	58	156	156	1	1	
TOTALS	RPI 1-25	RPI 26-50	W-L RECORDS	RPI 51-100	RPI 101-150	RPI 150+				
6- 4	0- 2	0- 0	OVERALL	1- 1	1- 1	4- 0				
3- 3	0- 2	0- 0	HOME	0- 1	1- 0	2- 0				
1- 0	0- 0	0- 0	AWAY	1- 0	0- 0	0- 0				
2- 1	0- 0	0- 0	NEUTRAL	0- 0	0- 1	2- 0				
6- 4	0- 2	0- 0	NON-CONFERENCE	1- 1	1- 1	4- 0				
3- 3	0- 2	0- 0	HOME	0- 1	1- 0	2- 0				
1- 0	0- 0	0- 0	AWAY	1- 0	0- 0	0- 0				
2- 1	0- 0	0- 0	NEUTRAL	0- 0	0- 1	2- 0				
0- 0	0- 0	0- 0	CONFERENCE	0- 0	0- 0	0- 0				
0- 0	0- 0	0- 0	HOME	0- 0	0- 0	0- 0				
0- 0	0- 0	0- 0	AWAY	0- 0	0- 0	0- 0				
0- 0	0- 0	0- 0	NEUTRAL	0- 0	0- 0	0- 0				

RPI	S	Opponent	Score	RPI	S	Opponent	Score	RPI	S	Opponent	Score	RPI	S	Opponent	Score	Team's RPI: 156
8	H	Florida St.	54 84					62	A	Oklahoma	80 61	134	N	Stetson	71 85	
10	H	Ohio St.	77 103					93	H	Arkansas St.	69 70	135	H	Jacksonville	69 59	
												173	N	Richmond	87 80	
												249	H	Georgia St.	82 66	
												284	H	Marshall	74 69	
												314	N	Savannah St.	90 40	
LAST 12 Division I GAMES:																
284	H	Marshall	74 69	135	H	Jacksonville	69 59									
10	H	Ohio St.	77 103	314	N	Savannah St.	90 40									
62	A	Oklahoma	80 61	134	N	Stetson	71 85									
249	H	Georgia St.	82 66	173	N	Richmond	87 80									
				8	H	Florida St.	54 84									
				93	H	Arkansas St.	69 70									

Non-Div I Games:

Florida

Loss, 
Non-Conf, S Site, H Home A Away N Neutral

Average RPI Win: 326		WON-LOST	WINNING	LAST 10	STRENGTH OF	OPP. STRENGTH	TEAM	ADJ.	CONF.	ADJ CONF.
Average RPI Loss: 177		RECORD	PCT. RANK	GAMES	SCHEDULE	OF SCHEDULE	RPI	RPI	RPI	RPI
DIV. I ONLY		1- 8	316	1- 8	293	213	321	321	32	32
DIV. I NON-CONF.		1- 8	316	1- 8	293	213	321	321	32	32
TOTALS	RPI 1-25		RPI 26-50		W-L RECORDS		RPI 51-100		RPI 101-150	RPI 150+
1- 8	0- 1		0- 0		OVERALL	0- 0		0- 1		1- 6
0- 2	0- 0		0- 0		HOME	0- 0		0- 1		0- 1
1- 5	0- 1		0- 0		AWAY	0- 0		0- 0		1- 4
0- 1	0- 0		0- 0		NEUTRAL	0- 0		0- 0		0- 1
1- 8	0- 1		0- 0		NON-CONFERENCE	0- 0		0- 1		1- 6
0- 2	0- 0		0- 0		HOME	0- 0		0- 1		0- 1
1- 5	0- 1		0- 0		AWAY	0- 0		0- 0		1- 4
0- 1	0- 0		0- 0		NEUTRAL	0- 0		0- 0		0- 1
0- 0	0- 0		0- 0		CONFERENCE	0- 0		0- 0		0- 0
0- 0	0- 0		0- 0		HOME	0- 0		0- 0		0- 0
0- 0	0- 0		0- 0		AWAY	0- 0		0- 0		0- 0
0- 0	0- 0		0- 0		NEUTRAL	0- 0		0- 0		0- 0

RPI 1-25					
RPI	S	Opponent	Score		
18	A	Kansas St.	57	81	
RPI 26-50					
RPI	S	Opponent	Score		
RPI 51-100					
RPI	S	Opponent	Score		
RPI 101+ Team's RPI: 321					
RPI	S	Opponent	Score		
110	H	North Florida	68	77	
163	A	Omaha	73	78	
175	A	UTRGV	38	51	
188	H	Sacred Heart	68	73	
217	N	A&M-Corpus Christi	55	58	
238	A	Texas Tech	63	82	
307	A	Eastern Mich.	61	83	
326	A	Western Caro.	80	63	
LAST 12 Division I GAMES:					
110	H	North Florida	68	77	
326	A	Western Caro.	80	63	
217	N	A&M-Corpus Christi	55	58	
175	A	UTRGV	38	51	
188	H	Sacred Heart	68	73	
163	A	Omaha	73	78	
18	A	Kansas St.	57	81	
238	A	Texas Tech	63	82	
307	A	Eastern Mich.	61	83	

Non-Div I Games:	Lynn	74	37
------------------	------	----	----

Florida A&M

Loss, Non-Conf, S Site, H Home A Away N Neutral



Average RPI Win:	127	WON-LOST	WINNING	LAST 10	STRENGTH OF	OPP. STRENGTH	TEAM	ADJ.	CONF.	ADJ CONF.
Average RPI Loss:	0	RECORD	PCT. RANK	GAMES	SCHEDULE	OF SCHEDULE	RPI	RPI	RPI	RPI
DIV. I ONLY	10- 0	1	10- 0	61	30	8	8	2	2	
DIV. I NON-CONF.	10- 0	1	10- 0	61	30	8	8	2	2	
TOTALS	RPI 1-25		RPI 26-50	W-L RECORDS	RPI 51-100	RPI 101-150	RPI 150+			
10- 0	1- 0		1- 0	OVERALL	0- 0	5- 0	3- 0			
5- 0	0- 0		1- 0	HOME	0- 0	3- 0	1- 0			
5- 0	1- 0		0- 0	AWAY	0- 0	2- 0	2- 0			
0- 0	0- 0		0- 0	NEUTRAL	0- 0	0- 0	0- 0			
10- 0	1- 0		1- 0	NON-CONFERENCE	0- 0	5- 0	3- 0			
5- 0	0- 0		1- 0	HOME	0- 0	3- 0	1- 0			
5- 0	1- 0		0- 0	AWAY	0- 0	2- 0	2- 0			
0- 0	0- 0		0- 0	NEUTRAL	0- 0	0- 0	0- 0			
0- 0	0- 0		0- 0	CONFERENCE	0- 0	0- 0	0- 0			
0- 0	0- 0		0- 0	HOME	0- 0	0- 0	0- 0			
0- 0	0- 0		0- 0	AWAY	0- 0	0- 0	0- 0			
0- 0	0- 0		0- 0	NEUTRAL	0- 0	0- 0	0- 0			

RPI 1-25				RPI 26-50				RPI 51-100				RPI 101+			
RPI	S	Opponent	Score	RPI	S	Opponent	Score	RPI	S	Opponent	Score	RPI	S	Opponent	Score
20	A	Iowa	94 93	38	H	Arizona St.	77 66					110	H	North Florida	109 51
												121	A	James Madison	79 63
												123	A	Jacksonville St.	75 51
												134	H	Stetson	84 39
												140	H	Samford	87 62
												156	A	Florida	84 54
												188	H	Sacred Heart	101 52
												237	A	Grambling	96 53
LAST 12 Division I GAMES:															
121	A	James Madison	79 63	38	H	Arizona St.	77 66								
20	A	Iowa	94 93	134	H	Stetson	84 39								
140	H	Samford	87 62	123	A	Jacksonville St.	75 51								
188	H	Sacred Heart	101 52	110	H	North Florida	109 51								
237	A	Grambling	96 53												
156	A	Florida	84 54												

Non-Div I Games:

Florida St.

Average RPI Win:	219	WON-LOST	WINNING	LAST 10	STRENGTH OF	OPP. STRENGTH	TEAM	ADJ.	CONF.	ADJ CONF.
Average RPI Loss:	116	RECORD	PCT. RANK	GAMES	SCHEDULE	OF SCHEDULE	RPI	RPI	RPI	RPI
DIV. I ONLY	5- 3	103	5- 3	258	113	148	148	13	13	
DIV. I NON-CONF.	5- 3	103	5- 3	258	113	148	148	13	13	
TOTALS	RPI 1-25	RPI 26-50	W-L RECORDS	RPI 51-100	RPI 101-150	RPI 150+				
5- 3	0- 0	0- 0	OVERALL	1- 2	1- 0	3- 1				
4- 0	0- 0	0- 0	HOME	1- 0	1- 0	2- 0				
1- 3	0- 0	0- 0	AWAY	0- 2	0- 0	1- 1				
0- 0	0- 0	0- 0	NEUTRAL	0- 0	0- 0	0- 0				
5- 3	0- 0	0- 0	NON-CONFERENCE	1- 2	1- 0	3- 1				
4- 0	0- 0	0- 0	HOME	1- 0	1- 0	2- 0				
1- 3	0- 0	0- 0	AWAY	0- 2	0- 0	1- 1				
0- 0	0- 0	0- 0	NEUTRAL	0- 0	0- 0	0- 0				
0- 0	0- 0	0- 0	CONFERENCE	0- 0	0- 0	0- 0				
0- 0	0- 0	0- 0	HOME	0- 0	0- 0	0- 0				
0- 0	0- 0	0- 0	AWAY	0- 0	0- 0	0- 0				
0- 0	0- 0	0- 0	NEUTRAL	0- 0	0- 0	0- 0				

RPI 1-25				RPI 26-50				RPI 51-100				RPI 101+				Team's RPI: 148	
RPI	S	Opponent	Score	RPI	S	Opponent	Score	RPI	S	Opponent	Score	RPI	S	Opponent	Score		
								65	H	Northern Colo.	48 33	131	H	Pittsburgh	58 55		
								84	A	Penn St.	60 65	179	A	Boston College	52 55		
								85	A	Albany (NY)	52 59	257	A	Manhattan	54 48		
												301	H	Iona	78 48		
												342	H	UMBC	55 46		
LAST 12 Division I GAMES:																	
				65	H	Northern Colo.	48 33	301	H	Iona	78 48						
				85	A	Albany (NY)	52 59	84	A	Penn St.	60 65						
				179	A	Boston College	52 55	131	H	Pittsburgh	58 55						
				342	H	UMBC	55 46	257	A	Manhattan	54 48						

Non-Div I Games:

Fordham

Average RPI Win: 301		WON-LOST	WINNING	LAST 10	STRENGTH OF	OPP. STRENGTH	TEAM	ADJ.	CONF.	ADJ CONF.
Average RPI Loss: 175		RECORD	PCT. RANK	GAMES	SCHEDULE	OF SCHEDULE	RPI	RPI	RPI	RPI
DIV. I ONLY		2- 6	261	2- 6	224	305	298	298	12	12
DIV. I NON-CONF.		2- 6	261	2- 6	224	305	298	298	12	12
TOTALS	RPI 1-25	RPI 26-50		W-L RECORDS	RPI 51-100		RPI 101-150		RPI 150+	
2- 6	0- 0	0- 0		OVERALL	0- 2		0- 2		2- 2	
2- 2	0- 0	0- 0		HOME	0- 1		0- 0		2- 1	
0- 4	0- 0	0- 0		AWAY	0- 1		0- 2		0- 1	
0- 0	0- 0	0- 0		NEUTRAL	0- 0		0- 0		0- 0	
2- 6	0- 0	0- 0		NON-CONFERENCE	0- 2		0- 2		2- 2	
2- 2	0- 0	0- 0		HOME	0- 1		0- 0		2- 1	
0- 4	0- 0	0- 0		AWAY	0- 1		0- 2		0- 1	
0- 0	0- 0	0- 0		NEUTRAL	0- 0		0- 0		0- 0	
0- 0	0- 0	0- 0		CONFERENCE	0- 0		0- 0		0- 0	
0- 0	0- 0	0- 0		HOME	0- 0		0- 0		0- 0	
0- 0	0- 0	0- 0		AWAY	0- 0		0- 0		0- 0	
0- 0	0- 0	0- 0		NEUTRAL	0- 0		0- 0		0- 0	

Fortwayne

F  
o  
r  
t  
W  
a  
y  
n  
e

RPI 1-25				RPI 26-50				RPI 51-100				RPI 101+				Team's RPI: 298	
RPI	S	Opponent	Score	RPI	S	Opponent	Score	RPI	S	Opponent	Score	RPI	S	Opponent	Score		
								61	H	Milwaukee	48 60	127	A	Xavier	50 62		
								78	A	Belmont	42 74	149	A	Illinois	50 64		
												295	H	Loyola Chicago	79 70		
												306	H	Eastern Ill.	93 77		
												312	A	Coastal Caro.	58 67		
												322	H	Ill.-Chicago	51 67		
LAST 12 Division I GAMES:																	
				61	H	Milwaukee	48 60	312	A	Coastal Caro.	58 67						
				306	H	Eastern Ill.	93 77	127	A	Xavier	50 62						
								322	H	Ill.-Chicago	51 67						
								78	A	Belmont	42 74						
								295	H	Loyola Chicago	79 70						
								149	A	Illinois	50 64						

Non-Div I Games:	Quincy	73	72	Findlay	55	75
------------------	--------	----	----	---------	----	----

Fort Wayne

■ Loss, ■ Non-Conf, S Site, H Home A Away N Neutral

Average RPI Win:	279	WON-LOST	WINNING	LAST 10	STRENGTH OF	OPP. STRENGTH	TEAM	ADJ.	CONF.	ADJ CONF.
Average RPI Loss:	138	RECORD	PCT. RANK	GAMES	SCHEDULE	OF SCHEDULE	RPI	RPI	RPI	RPI
DIV. I ONLY	4- 5	189	4- 5	280	195	258	258	20	20	
DIV. I NON-CONF.	4- 5	189	4- 5	280	195	258	258	20	20	
TOTALS	RPI 1-25	RPI 26-50	W-L RECORDS	RPI 51-100	RPI 101-150	RPI 150+				
4- 5	0- 0	0- 1	OVERALL	0- 0	0- 2	4- 2				
3- 2	0- 0	0- 1	HOME	0- 0	0- 0	3- 1				
1- 3	0- 0	0- 0	AWAY	0- 0	0- 2	1- 1				
0- 0	0- 0	0- 0	NEUTRAL	0- 0	0- 0	0- 0				
4- 5	0- 0	0- 1	NON-CONFERENCE	0- 0	0- 2	4- 2				
3- 2	0- 0	0- 1	HOME	0- 0	0- 0	3- 1				
1- 3	0- 0	0- 0	AWAY	0- 0	0- 2	1- 1				
0- 0	0- 0	0- 0	NEUTRAL	0- 0	0- 0	0- 0				
0- 0	0- 0	0- 0	CONFERENCE	0- 0	0- 0	0- 0				
0- 0	0- 0	0- 0	HOME	0- 0	0- 0	0- 0				
0- 0	0- 0	0- 0	AWAY	0- 0	0- 0	0- 0				
0- 0	0- 0	0- 0	NEUTRAL	0- 0	0- 0	0- 0				

RPI 1-25			RPI 26-50			RPI 51-100			RPI 101+			Team's RPI: 258
RPI	S	Opponent	Score	RPI	S	Opponent	Score	RPI	S	Opponent	Score	
				38	H	Arizona St.	49 81					
								108	A	UT Arlington	54 67	
								143	A	Texas St.	59 76	
								193	H	UC Riverside	56 68	
								206	A	CSUN	72 85	
								232	H	Pacific	81 70	
								287	A	UC Santa Barbara	64 57	
								293	H	Eastern Wash.	81 56	
								303	H	Montana	61 58	
LAST 12 Division I GAMES:												
303	H	Montana	61 58	193	H	UC Riverside	56 68					
232	H	Pacific	81 70	38	H	Arizona St.	49 81					
206	A	CSUN	72 85	293	H	Eastern Wash.	81 56					
287	A	UC Santa Barbara	64 57									
143	A	Texas St.	59 76									
108	A	UT Arlington	54 67									

Non-Div I Games:

Fresno St.

■ Loss, 
 ■ Non-Conf, 
 S Site, 
 ■ Home 
 ■ Away 
 N Neutral

Average RPI Win:	229	WON-LOST	WINNING	LAST 10	STRENGTH OF	OPP. STRENGTH	TEAM	ADJ.	CONF.	ADJ CONF.
Average RPI Loss:	78	RECORD	PCT. RANK	GAMES	SCHEDULE	OF SCHEDULE	RPI	RPI	RPI	RPI
DIV. I ONLY	5- 3	103	5- 3	213	88	109	109	11	11	
DIV. I NON-CONF.	5- 3	103	5- 3	213	88	109	109	11	11	
TOTALS	RPI 1-25	RPI 26-50	W-L RECORDS	RPI 51-100	RPI 101-150	RPI 150+				
5- 3	0- 0	0- 1	OVERALL	0- 2	0- 0	5- 0				
4- 0	0- 0	0- 0	HOME	0- 0	0- 0	4- 0				
1- 3	0- 0	0- 0	AWAY	0- 1	0- 0	1- 0				
0- 0	0- 0	0- 0	NEUTRAL	0- 0	0- 0	0- 0				
5- 3	0- 0	0- 1	NON-CONFERENCE	0- 2	0- 0	5- 0				
4- 0	0- 0	0- 0	HOME	0- 0	0- 0	4- 0				
1- 3	0- 0	0- 1	AWAY	0- 2	0- 0	1- 0				
0- 0	0- 0	0- 0	NEUTRAL	0- 0	0- 0	0- 0				
0- 0	0- 0	0- 0	CONFERENCE	0- 0	0- 0	0- 0				
0- 0	0- 0	0- 0	HOME	0- 0	0- 0	0- 0				
0- 0	0- 0	0- 0	AWAY	0- 0	0- 0	0- 0				
0- 0	0- 0	0- 0	NEUTRAL	0- 0	0- 0	0- 0				

RPI 1-25				RPI 26-50				RPI 51-100				RPI 101+				Team's RPI: 109	
RPI	S	Opponent	Score	RPI	S	Opponent	Score	RPI	S	Opponent	Score	RPI	S	Opponent	Score		
				48	A	Georgia	44 79	89	A	North Carolina	56 84	190	H	Davidson	65 62		
								97	A	Gardner-Webb	57 71	198	H	Kennesaw St.	78 59		
												224	H	Col. of Charleston	72 58		
												246	H	UNCW	76 71		
												286	A	USC Upstate	80 59		
LAST 12 Division I GAMES:																	
				246	H	UNCW	76 71	89	A	North Carolina	56 84						
				97	A	Gardner-Webb	57 71	286	A	USC Upstate	80 59						
				198	H	Kennesaw St.	78 59	48	A	Georgia	44 79						
				190	H	Davidson	65 62										
				224	H	Col. of Charleston	72 58										

Non-Div I Games: Bob Jones 93 46 Pfeiffer 102 51

Furman

Average RPI Win:	325	WON-LOST	WINNING	LAST 10	STRENGTH OF	OPP. STRENGTH	TEAM	ADJ.	CONF.	ADJ CONF.
Average RPI Loss:	171	RECORD	PCT. RANK	GAMES	SCHEDULE	OF SCHEDULE	RPI	RPI	RPI	RPI
DIV. I ONLY	1- 5	294	1- 5	301	279	318	318	23	23	
DIV. I NON-CONF.	1- 5	294	1- 5	301	279	318	318	23	23	
TOTALS	RPI 1-25	RPI 26-50	W-L RECORDS	RPI 51-100	RPI 101-150	RPI 150+				
1- 5	0- 0	0- 0	OVERALL	0- 2	0- 1	1- 2				
0- 2	0- 0	0- 0	HOME	0- 1	0- 0	0- 1				
1- 3	0- 0	0- 0	AWAY	0- 1	0- 1	1- 1				
0- 0	0- 0	0- 0	NEUTRAL	0- 0	0- 0	0- 0				
1- 5	0- 0	0- 0	NON-CONFERENCE	0- 2	0- 1	1- 2				
0- 2	0- 0	0- 0	HOME	0- 1	0- 0	0- 1				
1- 3	0- 0	0- 0	AWAY	0- 1	0- 1	1- 1				
0- 0	0- 0	0- 0	NEUTRAL	0- 0	0- 0	0- 0				
0- 0	0- 0	0- 0	CONFERENCE	0- 0	0- 0	0- 0				
0- 0	0- 0	0- 0	HOME	0- 0	0- 0	0- 0				
0- 0	0- 0	0- 0	AWAY	0- 0	0- 0	0- 0				
0- 0	0- 0	0- 0	NEUTRAL	0- 0	0- 0	0- 0				

RPI 1-25				RPI 26-50				RPI 51-100				RPI 101+ Team's RPI: 318					
RPI	S	Opponent	Score	RPI	S	Opponent	Score	RPI	S	Opponent	Score	RPI	S	Opponent	Score		
								60	H	Alabama	36	84	102	A	Mercer	45	72
								82	A	UCF	38	62	297	A	N.C. A&T	49	60
													314	H	Savannah St.	67	71
													325	A	South Carolina St.	61	58
LAST 12 Division I GAMES:																	
				82	A	UCF	38	62	314	H	Savannah St.	67	71				
									325	A	South Carolina St.	61	58				
									60	H	Alabama	36	84				
									102	A	Mercer	45	72				
									297	A	N.C. A&T	49	60				

Non-Div I Games: Coastal Ga. 68 63 Thomas (GA) 79 51

Ga. Southern

Average RPI Win:	212	WON-LOST	WINNING	LAST 10	STRENGTH OF	OPP. STRENGTH	TEAM	ADJ.	CONF.	ADJ CONF.
Average RPI Loss:	73	RECORD	PCT. RANK	GAMES	SCHEDULE	OF SCHEDULE	RPI	RPI	RPI	RPI
DIV. I ONLY	4- 2	85	4- 2	114	230	97	97	31	31	
DIV. I NON-CONF.	4- 2	85	4- 2	114	230	97	97	31	31	
TOTALS	RPI 1-25	RPI 26-50	W-L RECORDS	RPI 51-100	RPI 101-150	RPI 150+				
4- 2	0- 0	0- 0	OVERALL	0- 2	1- 0	3- 0				
3- 1	0- 0	0- 0	HOME	0- 1	1- 0	2- 0				
1- 1	0- 0	0- 0	AWAY	0- 0	0- 0	1- 0				
0- 0	0- 0	0- 0	NEUTRAL	0- 0	0- 0	0- 0				
4- 2	0- 0	0- 0	NON-CONFERENCE	0- 2	1- 0	3- 0				
3- 1	0- 0	0- 0	HOME	0- 1	1- 0	2- 0				
1- 1	0- 0	0- 0	AWAY	0- 1	0- 0	1- 0				
0- 0	0- 0	0- 0	NEUTRAL	0- 0	0- 0	0- 0				
0- 0	0- 0	0- 0	CONFERENCE	0- 0	0- 0	0- 0				
0- 0	0- 0	0- 0	HOME	0- 0	0- 0	0- 0				
0- 0	0- 0	0- 0	AWAY	0- 0	0- 0	0- 0				
0- 0	0- 0	0- 0	NEUTRAL	0- 0	0- 0	0- 0				

RPI 1-25				RPI 26-50				RPI 51-100				Team's RPI: 97	RPI 101+			
RPI	S	Opponent	Score	RPI	S	Opponent	Score	RPI	S	Opponent	Score		RPI	S	Opponent	Score
								63	A	Kentucky	34	72	109	H	Furman	71 57
								82	H	UCF	30	65	225	A	Morehead St.	68 60
													227	H	Wofford	73 55
													286	H	USC Upstate	60 39
LAST 12 Division I GAMES:																
				286	H	USC Upstate	60 39						227	H	Wofford	73 55
				109	H	Furman	71 57									
				82	H	UCF	30 65									
				225	A	Morehead St.	68 60									
				63	A	Kentucky	34 72									

Non-Div I Games:      Montreat                      83    26                      Pfeiffer                      72    53

Gardner-Webb

Average RPI Win:	217	WON-LOST	WINNING	LAST 10	STRENGTH OF	OPP. STRENGTH	TEAM	ADJ.	CONF.	ADJ CONF.
Average RPI Loss:	24	RECORD	PCT. RANK	GAMES	SCHEDULE	OF SCHEDULE	RPI	RPI	RPI	RPI
DIV. I ONLY	9- 2	32	9- 1	246	77	73	73	13	13	
DIV. I NON-CONF.	9- 2	32	9- 2	246	77	73	73	13	13	
TOTALS	RPI 1-25	RPI 26-50	W-L RECORDS	RPI 51-100	RPI 101-150	RPI 150+				
9- 2	0- 2	0- 0	OVERALL	0- 0	2- 0	7- 0				
7- 0	0- 0	0- 0	HOME	0- 0	2- 0	5- 0				
1- 2	0- 1	0- 0	AWAY	0- 0	0- 0	1- 0				
1- 0	0- 0	0- 0	NEUTRAL	0- 0	0- 0	1- 0				
9- 2	0- 2	0- 0	NON-CONFERENCE	0- 0	2- 0	7- 0				
7- 0	0- 0	0- 0	HOME	0- 0	2- 0	5- 0				
1- 2	0- 2	0- 0	AWAY	0- 0	0- 0	1- 0				
1- 0	0- 0	0- 0	NEUTRAL	0- 0	0- 0	1- 0				
0- 0	0- 0	0- 0	CONFERENCE	0- 0	0- 0	0- 0				
0- 0	0- 0	0- 0	HOME	0- 0	0- 0	0- 0				
0- 0	0- 0	0- 0	AWAY	0- 0	0- 0	0- 0				
0- 0	0- 0	0- 0	NEUTRAL	0- 0	0- 0	0- 0				

RPI 1-25				RPI 26-50				RPI 51-100 Team's RPI: 73				RPI 101+			
RPI	S	Opponent	Score	RPI	S	Opponent	Score	RPI	S	Opponent	Score	RPI	S	Opponent	Score
22	A	Colorado	61 76									112	H	American	71 53
25	A	Michigan	61 75									114	H	Southeast Mo. St.	57 38
												166	N	Drake	87 75
												183	H	UMES	82 68
												213	H	LIU Brooklyn	73 70
												260	H	Eastern Ky.	64 41
												269	H	Illinois St.	56 37
												296	A	Loyola Maryland	80 72
												338	H	Old Dominion	66 53
LAST 12 Division I GAMES:															
260	H	Eastern Ky.	64 41	213	H	LIU Brooklyn	73 70								
114	H	Southeast Mo. St.	57 38	183	H	UMES	82 68								
338	H	Old Dominion	66 53	22	A	Colorado	61 76								
296	A	Loyola Maryland	80 72	166	N	Drake	87 75								
25	A	Michigan	61 75	269	H	Illinois St.	56 37								
				112	H	American	71 53								

Non-Div I Games:

George Mason



Average RPI Win:	195	WON-LOST	WINNING	LAST 10	STRENGTH OF	OPP. STRENGTH	TEAM	ADJ.	CONF.	ADJ CONF.
Average RPI Loss:	48	RECORD	PCT. RANK	GAMES	SCHEDULE	OF SCHEDULE	RPI	RPI	RPI	RPI
DIV. I ONLY	3- 7	244	3- 7	12	90	111	111	13	13	
DIV. I NON-CONF.	3- 7	244	3- 7	12	90	111	111	13	13	
TOTALS	RPI 1-25	RPI 26-50	W-L RECORDS	RPI 51-100	RPI 101-150	RPI 150+				
3- 7	0- 2	0- 3	OVERALL	0- 0	1- 2	2- 0				
2- 4	0- 1	0- 2	HOME	0- 0	1- 1	1- 0				
1- 3	0- 0	0- 0	AWAY	0- 0	0- 0	1- 0				
0- 0	0- 0	0- 0	NEUTRAL	0- 0	0- 0	0- 0				
3- 7	0- 2	0- 3	NON-CONFERENCE	0- 0	1- 2	2- 0				
2- 4	0- 1	0- 2	HOME	0- 0	1- 1	1- 0				
1- 3	0- 1	0- 1	AWAY	0- 0	0- 1	1- 0				
0- 0	0- 0	0- 0	NEUTRAL	0- 0	0- 0	0- 0				
0- 0	0- 0	0- 0	CONFERENCE	0- 0	0- 0	0- 0				
0- 0	0- 0	0- 0	HOME	0- 0	0- 0	0- 0				
0- 0	0- 0	0- 0	AWAY	0- 0	0- 0	0- 0				
0- 0	0- 0	0- 0	NEUTRAL	0- 0	0- 0	0- 0				

RPI 1-25				RPI 26-50				RPI 51-100				RPI 101+ Team's RPI: 111			
RPI	S	Opponent	Score	RPI	S	Opponent	Score	RPI	S	Opponent	Score	RPI	S	Opponent	Score
19	A	Princeton	52 72	26	H	South Fla.	78 83					101	H	Vanderbilt	59 69
23	H	Syracuse	62 74	28	H	South Dakota St.	88 97					102	A	Mercer	44 61
				37	A	Maryland	54 80					118	H	Wisconsin	61 46
												185	H	Georgetown	65 54
												282	A	Towson	66 43
LAST 12 Division I GAMES:															
37	A	Maryland	54 80	26	H	South Fla.	78 83								
102	A	Mercer	44 61	23	H	Syracuse	62 74								
28	H	South Dakota St.	88 97	118	H	Wisconsin	61 46								
19	A	Princeton	52 72	101	H	Vanderbilt	59 69								
				185	H	Georgetown	65 54								
				282	A	Towson	66 43								

Non-Div I Games:

George Washington

Average RPI Win: 249		WON-LOST	WINNING	LAST 10	STRENGTH OF	OPP. STRENGTH	TEAM	ADJ.	CONF.	ADJ CONF.
Average RPI Loss: 85		RECORD	PCT. RANK	GAMES	SCHEDULE	OF SCHEDULE	RPI	RPI	RPI	RPI
DIV. I ONLY		4- 5	189	4- 5	160	163	185	185	6	6
DIV. I NON-CONF.		4- 5	189	4- 5	160	163	185	185	6	6
TOTALS	RPI 1-25		RPI 26-50		W-L RECORDS		RPI 51-100		RPI 101-150	RPI 150+
4- 5	0- 0		0- 0		OVERALL		0- 3		1- 2	3- 0
2- 1	0- 0		0- 0		HOME		0- 1		0- 0	2- 0
1- 2	0- 0		0- 0		AWAY		0- 1		0- 1	1- 0
1- 2	0- 0		0- 0		NEUTRAL		0- 1		1- 1	0- 0
4- 5	0- 0		0- 0		NON-CONFERENCE		0- 3		1- 2	3- 0
2- 1	0- 0		0- 0		HOME		0- 1		0- 0	2- 0
1- 2	0- 0		0- 0		AWAY		0- 1		0- 1	1- 0
1- 2	0- 0		0- 0		NEUTRAL		0- 1		1- 1	0- 0
0- 0	0- 0		0- 0		CONFERENCE		0- 0		0- 0	0- 0
0- 0	0- 0		0- 0		HOME		0- 0		0- 0	0- 0
0- 0	0- 0		0- 0		AWAY		0- 0		0- 0	0- 0
0- 0	0- 0		0- 0		NEUTRAL		0- 0		0- 0	0- 0

RPI 1-25				RPI 26-50				RPI 51-100				RPI 101+				Team's RPI: 185	
RPI	S	Opponent	Score	RPI	S	Opponent	Score	RPI	S	Opponent	Score	RPI	S	Opponent	Score		
								54	A	NC State	49 63	111	A	George Washington	54 65		
								59	H	Minnesota	63 73	115	N	Northwestern	55 54		
								74	N	Chattanooga	41 54	129	N	Auburn	40 60		
												254	H	Howard	93 41		
												296	A	Loyola Maryland	72 54		
												330	H	FIU	77 56		
LAST 12 Division I GAMES:																	
				54	A	NC State	49 63	74	N	Chattanooga	41 54						
				59	H	Minnesota	63 73	129	N	Auburn	40 60						
				330	H	FIU	77 56	111	A	George Washington	54 65						
				115	N	Northwestern	55 54	296	A	Loyola Maryland	72 54						
								254	H	Howard	93 41						

Non-Div I Games:

Georgetown

Loss, Non-Conf, S Site, H Home A Away N Neutral

Average RPI Win: 200		WON-LOST	WINNING	LAST 10	STRENGTH OF	OPP. STRENGTH	TEAM	ADJ.	CONF.	ADJ CONF.
Average RPI Loss: 13		RECORD	PCT. RANK	GAMES	SCHEDULE	OF SCHEDULE	RPI	RPI	RPI	RPI
DIV. I ONLY		7- 1	26	7- 1	150	138	48	48	1	1
DIV. I NON-CONF.		7- 1	26	7- 1	150	138	48	48	1	1
TOTALS	RPI 1-25		RPI 26-50		W-L RECORDS	RPI 51-100	RPI 101-150		RPI 150+	
7- 1	0- 1		0- 0		OVERALL	0- 0	2- 0		5- 0	
4- 1	0- 1		0- 0		HOME	0- 0	1- 0		3- 0	
3- 0	0- 0		0- 0		AWAY	0- 0	1- 0		2- 0	
0- 0	0- 0		0- 0		NEUTRAL	0- 0	0- 0		0- 0	
7- 1	0- 1		0- 0		NON-CONFERENCE	0- 0	2- 0		5- 0	
4- 1	0- 1		0- 0		HOME	0- 0	1- 0		3- 0	
3- 0	0- 0		0- 0		AWAY	0- 0	1- 0		2- 0	
0- 0	0- 0		0- 0		NEUTRAL	0- 0	0- 0		0- 0	
0- 0	0- 0		0- 0		CONFERENCE	0- 0	0- 0		0- 0	
0- 0	0- 0		0- 0		HOME	0- 0	0- 0		0- 0	
0- 0	0- 0		0- 0		AWAY	0- 0	0- 0		0- 0	
0- 0	0- 0		0- 0		NEUTRAL	0- 0	0- 0		0- 0	

RPI 1-25				RPI 26-50		Team's RPI: 48		RPI 51-100				RPI 101+			
RPI	S	Opponent	Score	RPI	S	Opponent	Score	RPI	S	Opponent	Score	RPI	S	Opponent	Score
13	H	Texas	53 81									102	A	Mercer	72 54
												109	H	Furman	79 44
												152	A	Virginia	64 61
												226	A	BYU	79 63
												227	H	Wofford	95 56
												255	H	Tennessee Tech	56 48
												326	H	Western Caro.	76 50
LAST 12 Division I GAMES:															
				109	H	Furman	79 44	13	H	Texas	53 81				
				255	H	Tennessee Tech	56 48	227	H	Wofford	95 56				
				226	A	BYU	79 63								
				326	H	Western Caro.	76 50								
				102	A	Mercer	72 54								
				152	A	Virginia	64 61								

Non-Div I Games:

Georgia

Average RPI Win:	346	WON-LOST	WINNING	LAST 10	STRENGTH OF	OPP. STRENGTH	TEAM	ADJ.	CONF.	ADJ CONF.
Average RPI Loss:	87	RECORD	PCT. RANK	GAMES	SCHEDULE	OF SCHEDULE	RPI	RPI	RPI	RPI
DIV. I ONLY	1- 5	294	1- 5	100	85	249	249	23	23	
DIV. I NON-CONF.	1- 5	294	1- 5	100	85	249	249	23	23	
TOTALS	RPI 1-25	RPI 26-50	W-L RECORDS	RPI 51-100	RPI 101-150	RPI 150+				
1- 5	0- 1	0- 2	OVERALL	0- 0	0- 0	1- 2				
1- 1	0- 0	0- 1	HOME	0- 0	0- 0	1- 0				
0- 4	0- 0	0- 0	AWAY	0- 0	0- 0	0- 0				
0- 0	0- 0	0- 0	NEUTRAL	0- 0	0- 0	0- 0				
1- 5	0- 1	0- 2	NON-CONFERENCE	0- 0	0- 0	1- 2				
1- 1	0- 0	0- 1	HOME	0- 0	0- 0	1- 0				
0- 4	0- 1	0- 1	AWAY	0- 0	0- 0	0- 2				
0- 0	0- 0	0- 0	NEUTRAL	0- 0	0- 0	0- 0				
0- 0	0- 0	0- 0	CONFERENCE	0- 0	0- 0	0- 0				
0- 0	0- 0	0- 0	HOME	0- 0	0- 0	0- 0				
0- 0	0- 0	0- 0	AWAY	0- 0	0- 0	0- 0				
0- 0	0- 0	0- 0	NEUTRAL	0- 0	0- 0	0- 0				

RPI 1-25				RPI 26-50				RPI 51-100				RPI 101+				Team's RPI: 249	
RPI	S	Opponent	Score	RPI	S	Opponent	Score	RPI	S	Opponent	Score	RPI	S	Opponent	Score		
6	A	Mississippi St.	50 106	32	H	Western Ky.	63 74					156	A	Florida	66 82		
				45	A	Georgia Tech	51 75					198	A	Kennesaw St.	61 71		
												346	H	VCU	61 56		
LAST 12 Division I GAMES:																	
				156	A	Florida	66 82	198	A	Kennesaw St.	61 71						
								32	H	Western Ky.	63 74						
								346	H	VCU	61 56						
								45	A	Georgia Tech	51 75						
								6	A	Mississippi St.	50 106						

Non-Div I Games:	Allen	101	56	North Greenville	91	89
------------------	-------	-----	----	------------------	----	----

Georgia St.

■ Loss, ■ Non-Conf, S Site, H Home A Away N Neutral

Average RPI Win:	171	WON-LOST	WINNING	LAST 10	STRENGTH OF	OPP. STRENGTH	TEAM	ADJ.	CONF.	ADJ CONF.
Average RPI Loss:	20	RECORD	PCT. RANK	GAMES	SCHEDULE	OF SCHEDULE	RPI	RPI	RPI	RPI
DIV. I ONLY	9- 1	14	9- 1	193	65	45	45	2	2	
DIV. I NON-CONF.	9- 1	14	9- 1	193	65	45	45	2	2	
TOTALS	RPI 1-25	RPI 26-50	W-L RECORDS	RPI 51-100	RPI 101-150	RPI 150+				
9- 1	1- 1	1- 0	OVERALL	0- 0	2- 0	5- 0				
6- 0	0- 0	1- 0	HOME	0- 0	2- 0	3- 0				
2- 0	1- 0	0- 0	AWAY	0- 0	0- 0	1- 0				
1- 1	0- 1	0- 0	NEUTRAL	0- 0	0- 0	1- 0				
9- 1	1- 1	1- 0	NON-CONFERENCE	0- 0	2- 0	5- 0				
6- 0	0- 0	1- 0	HOME	0- 0	2- 0	3- 0				
2- 0	1- 0	0- 0	AWAY	0- 0	0- 0	1- 0				
1- 1	0- 1	0- 0	NEUTRAL	0- 0	0- 0	1- 0				
0- 0	0- 0	0- 0	CONFERENCE	0- 0	0- 0	0- 0				
0- 0	0- 0	0- 0	HOME	0- 0	0- 0	0- 0				
0- 0	0- 0	0- 0	AWAY	0- 0	0- 0	0- 0				
0- 0	0- 0	0- 0	NEUTRAL	0- 0	0- 0	0- 0				

RPI 1-25				RPI 26-50				Team's RPI: 45	RPI 51-100				RPI 101+			
RPI	S	Opponent	Score	RPI	S	Opponent	Score		RPI	S	Opponent	Score	RPI	S	Opponent	Score
19	A	Princeton	67 56	44	H	Purdue	68 55						108	H	UT Arlington	80 52
20	N	Baylor	57 80										119	H	Middle Tenn.	48 45
													197	N	Penn	69 55
													198	H	Kennesaw St.	86 48
													249	H	Georgia St.	75 51
													279	A	Appalachian St.	75 41
													325	H	South Carolina St.	86 40
LAST 12 Division I GAMES:																
108	H	UT Arlington	80 52	249	H	Georgia St.	75 51									
119	H	Middle Tenn.	48 45	19	A	Princeton	67 56									
44	H	Purdue	68 55	198	H	Kennesaw St.	86 48									
20	N	Baylor	57 80	325	H	South Carolina St.	86 40									
197	N	Penn	69 55	279	A	Appalachian St.	75 41									

Non-Div I Games:

Georgia Tech

■ Loss, 
 ■ Non-Conf, S Site, 
 ■ Home 
 ■ Away 
 N Neutral

Average RPI Win: <b>211</b>	WON-LOST	WINNING	LAST 10	STRENGTH OF	OPP. STRENGTH	TEAM	ADJ.	CONF.	ADJ CONF.
Average RPI Loss: <b>124</b>	RECORD	PCT. RANK	GAMES	SCHEDULE	OF SCHEDULE	RPI	RPI	RPI	RPI
DIV. I ONLY	5- 4	142	5- 4	143	225	137	137	15	15
DIV. I NON-CONF.	5- 4	142	5- 4	143	225	137	137	15	15
TOTALS	RPI 1-25	RPI 26-50	W-L RECORDS	RPI 51-100	RPI 101-150	RPI 150+			
5- 4	0- 0	0- 0	OVERALL	1- 1	0- 3	4- 0			
2- 1	0- 0	0- 0	HOME	0- 0	0- 1	2- 0			
2- 1	0- 0	0- 0	AWAY	1- 0	0- 1	1- 0			
1- 2	0- 0	0- 0	NEUTRAL	0- 1	0- 1	1- 0			
5- 4	0- 0	0- 0	NON-CONFERENCE	1- 1	0- 3	4- 0			
2- 1	0- 0	0- 0	HOME	0- 0	0- 1	2- 0			
2- 1	0- 0	0- 0	AWAY	1- 0	0- 1	1- 0			
1- 2	0- 0	0- 0	NEUTRAL	0- 1	0- 1	1- 0			
0- 0	0- 0	0- 0	CONFERENCE	0- 0	0- 0	0- 0			
0- 0	0- 0	0- 0	HOME	0- 0	0- 0	0- 0			
0- 0	0- 0	0- 0	AWAY	0- 0	0- 0	0- 0			
0- 0	0- 0	0- 0	NEUTRAL	0- 0	0- 0	0- 0			

RPI 1-25			RPI 26-50			RPI 51-100			RPI 101+			Team's RPI: 137
RPI	S	Opponent	Score	RPI	S	Opponent	Score	RPI	S	Opponent	Score	
						56 A Washington St.	64 56	125 N DePaul		71 88		
						78 N Belmont	63 71	145 H UNLV		50 52		
								147 A Colorado St.		49 65		
								187 H Portland St.		91 52		
								218 N Kent St.		77 57		
								293 H Eastern Wash.		69 45		
								303 A Montana		70 55		
LAST 12 Division I GAMES:												
						56 A Washington St.	64 56	145 H UNLV		50 52		
						187 H Portland St.	91 52	303 A Montana		70 55		
						293 H Eastern Wash.	69 45	147 A Colorado St.		49 65		
						125 N DePaul	71 88					
						218 N Kent St.	77 57					
						78 N Belmont	63 71					

Non-Div I Games:

Gonzaga

Average RPI Win:	329	WON-LOST	WINNING	LAST 10	STRENGTH OF	OPP. STRENGTH	TEAM	ADJ.	CONF.	ADJ CONF.
Average RPI Loss:	87	RECORD	PCT. RANK	GAMES	SCHEDULE	OF SCHEDULE	RPI	RPI	RPI	RPI
DIV. I ONLY	3- 4	205	3- 4	259	229	237	237	29	29	
DIV. I NON-CONF.	3- 4	205	3- 4	259	229	237	237	29	29	
TOTALS	RPI 1-25	RPI 26-50	W-L RECORDS	RPI 51-100	RPI 101-150	RPI 150+				
3- 4	0- 1	0- 0	OVERALL	0- 1	0- 1	3- 1				
2- 1	0- 1	0- 0	HOME	0- 0	0- 0	2- 0				
1- 3	0- 0	0- 0	AWAY	0- 0	0- 0	1- 0				
0- 0	0- 0	0- 0	NEUTRAL	0- 0	0- 0	0- 0				
3- 4	0- 1	0- 0	NON-CONFERENCE	0- 1	0- 1	3- 1				
2- 1	0- 1	0- 0	HOME	0- 0	0- 0	2- 0				
1- 3	0- 0	0- 0	AWAY	0- 1	0- 1	1- 1				
0- 0	0- 0	0- 0	NEUTRAL	0- 0	0- 0	0- 0				
0- 0	0- 0	0- 0	CONFERENCE	0- 0	0- 0	0- 0				
0- 0	0- 0	0- 0	HOME	0- 0	0- 0	0- 0				
0- 0	0- 0	0- 0	AWAY	0- 0	0- 0	0- 0				
0- 0	0- 0	0- 0	NEUTRAL	0- 0	0- 0	0- 0				

RPI 1-25				RPI 26-50				RPI 51-100				RPI 101+ Team's RPI: 237			
RPI	S	Opponent	Score	RPI	S	Opponent	Score	RPI	S	Opponent	Score	RPI	S	Opponent	Score
8	H	Florida St.	53 96					60	A	Alabama	49 73	127	A	Xavier	67 72
												154	A	Louisiana Tech	53 64
												299	H	Southeastern La.	61 52
												339	A	McNeese	75 60
												349	H	La.-Monroe	61 52
LAST 12 Division I GAMES:															
				127	A	Xavier	67 72					60	A	Alabama	49 73
				349	H	La.-Monroe	61 52					299	H	Southeastern La.	61 52
				154	A	Louisiana Tech	53 64					339	A	McNeese	75 60
												8	H	Florida St.	53 96

Non-Div I Games:

Grambling

■ Loss, 
 ■ Non-Conf, 
 ■ S Site, 
 ■ H Home 
 ■ A Away 
 N Neutral

## Grand Canyon

Through Games Of Dec. 10, 2017

Average RPI Win:	223	WON-LOST	WINNING	LAST 10	STRENGTH OF	OPP. STRENGTH	TEAM	ADJ.	CONF.	ADJ CONF.
Average RPI Loss:	203	RECORD	PCT. RANK	GAMES	SCHEDULE	OF SCHEDULE	RPI	RPI	RPI	RPI
DIV. I ONLY	1- 8	316	1- 8	191	344	302	302	30	30	
DIV. I NON-CONF.	1- 8	316	1- 8	191	344	302	302	30	30	
TOTALS	RPI 1-25	RPI 26-50	W-L RECORDS	RPI 51-100	RPI 101-150	RPI 150+				
1- 8	0- 0	0- 0	OVERALL	0- 1	0- 2	1- 5				
0- 3	0- 0	0- 0	HOME	0- 1	0- 0	0- 2				
1- 5	0- 0	0- 0	AWAY	0- 0	0- 2	1- 3				
0- 0	0- 0	0- 0	NEUTRAL	0- 0	0- 0	0- 0				
1- 8	0- 0	0- 0	NON-CONFERENCE	0- 1	0- 2	1- 5				
0- 3	0- 0	0- 0	HOME	0- 1	0- 0	0- 2				
1- 5	0- 0	0- 0	AWAY	0- 0	0- 2	1- 3				
0- 0	0- 0	0- 0	NEUTRAL	0- 0	0- 0	0- 0				
0- 0	0- 0	0- 0	CONFERENCE	0- 0	0- 0	0- 0				
0- 0	0- 0	0- 0	HOME	0- 0	0- 0	0- 0				
0- 0	0- 0	0- 0	AWAY	0- 0	0- 0	0- 0				
0- 0	0- 0	0- 0	NEUTRAL	0- 0	0- 0	0- 0				

RPI 1-25				RPI 26-50				RPI 51-100				RPI 101+				Team's RPI: 302	
RPI	S	Opponent	Score	RPI	S	Opponent	Score	RPI	S	Opponent	Score	RPI	S	Opponent	Score		
								51	H	Duke	61	74	130	A	Washington	65	79
													145	A	UNLV	47	76
													168	H	Rice	59	69
													223	A	Fla. Atlantic	77	73
													245	A	Cal Poly	69	75
													273	H	Long Beach St.	63	65
													274	A	Valparaiso	75	80
													337	A	Bethune-Cookman	60	69
LAST 12 Division I GAMES:																	
				130	A	Washington	65	79		223	A	Fla. Atlantic	77	73			
				273	H	Long Beach St.	63	65		274	A	Valparaiso	75	80			
				337	A	Bethune-Cookman	60	69		145	A	UNLV	47	76			
										245	A	Cal Poly	69	75			
										51	H	Duke	61	74			
										168	H	Rice	59	69			

Non-Div I Games: Benedictine Mesa 67 53

Grand Canyon

■ Loss, 
 ■ Non-Conf, 
 ■ S Site, 
 ■ H Home 
 ■ A Away 
 N Neutral



Green Bay

Through Games of Dec. 10, 1917.

Average RPI Win:	108	WON-LOST	WINNING	LAST 10	STRENGTH OF	OPP. STRENGTH	TEAM	ADJ.	CONF.	ADJ CONF.
Average RPI Loss:	6	RECORD	PCT. RANK	GAMES	SCHEDULE	OF SCHEDULE	RPI	RPI	RPI	RPI
DIV. I ONLY	8- 1	19	8- 1	19	37	5	5	14	14	
DIV. I NON-CONF.	8- 1	19	8- 1	19	37	5	5	14	14	
TOTALS	RPI 1-25	RPI 26-50	W-L RECORDS	RPI 51-100	RPI 101-150	RPI 150+				
8- 1	0- 1	2- 0	OVERALL	3- 0	1- 0	2- 0				
3- 0	0- 0	1- 0	HOME	2- 0	0- 0	0- 0				
3- 0	0- 0	0- 0	AWAY	1- 0	1- 0	1- 0				
2- 1	0- 1	1- 0	NEUTRAL	0- 0	0- 0	1- 0				
8- 1	0- 1	2- 0	NON-CONFERENCE	3- 0	1- 0	2- 0				
3- 0	0- 0	1- 0	HOME	2- 0	0- 0	0- 0				
3- 0	0- 0	0- 0	AWAY	1- 0	1- 0	1- 0				
2- 1	0- 1	1- 0	NEUTRAL	0- 0	0- 0	1- 0				
0- 0	0- 0	0- 0	CONFERENCE	0- 0	0- 0	0- 0				
0- 0	0- 0	0- 0	HOME	0- 0	0- 0	0- 0				
0- 0	0- 0	0- 0	AWAY	0- 0	0- 0	0- 0				
0- 0	0- 0	0- 0	NEUTRAL	0- 0	0- 0	0- 0				

RPI	S	Opponent	Score	RPI	S	Opponent	Score	RPI	S	Opponent	Score	RPI	S	Opponent	Score
6	N	Mississippi St.	46 67	28	H	South Dakota St.	55 41	55	H	Marquette	63 55	118	A	Wisconsin	67 34
				38	N	Arizona St.	61 48	74	H	Chattanooga	60 30	178	N	Columbia	61 43
								80	A	Dayton	75 64	295	A	Loyola Chicago	76 39
LAST 12 Division I GAMES:															
295	A	Loyola Chicago	76 39	28	H	South Dakota St.	55 41	118	A	Wisconsin	67 34	74	H	Chattanooga	60 30
80	A	Dayton	75 64												
55	H	Marquette	63 55												
6	N	Mississippi St.	46 67												
38	N	Arizona St.	61 48												
178	N	Columbia	61 43												

Non-Div I Games:

Green Bay

Average RPI Win:	203	WON-LOST	WINNING	LAST 10	STRENGTH OF	OPP. STRENGTH	TEAM	ADJ.	CONF.	ADJ CONF.
Average RPI Loss:	79	RECORD	PCT. RANK	GAMES	SCHEDULE	OF SCHEDULE	RPI	RPI	RPI	RPI
DIV. I ONLY	2- 6	261	2- 6	27	133	117	117	32	32	
DIV. I NON-CONF.	2- 6	261	2- 6	27	133	117	117	32	32	
TOTALS	RPI 1-25	RPI 26-50	W-L RECORDS	RPI 51-100	RPI 101-150	RPI 150+				
2- 6	0- 1	0- 1	OVERALL	1- 2	0- 1	1- 1				
0- 1	0- 0	0- 1	HOME	0- 0	0- 0	0- 0				
1- 4	0- 1	0- 0	AWAY	1- 1	0- 1	0- 1				
1- 1	0- 0	0- 0	NEUTRAL	0- 1	0- 0	1- 0				
2- 6	0- 1	0- 1	NON-CONFERENCE	1- 2	0- 1	1- 1				
0- 1	0- 0	0- 1	HOME	0- 0	0- 0	0- 0				
1- 4	0- 1	0- 0	AWAY	1- 1	0- 1	0- 1				
1- 1	0- 0	0- 0	NEUTRAL	0- 1	0- 0	1- 0				
0- 0	0- 0	0- 0	CONFERENCE	0- 0	0- 0	0- 0				
0- 0	0- 0	0- 0	HOME	0- 0	0- 0	0- 0				
0- 0	0- 0	0- 0	AWAY	0- 0	0- 0	0- 0				
0- 0	0- 0	0- 0	NEUTRAL	0- 0	0- 0	0- 0				

RPI 1-25				RPI 26-50				RPI 51-100				RPI 101+ Team's RPI: 117			
RPI	S	Opponent	Score	RPI	S	Opponent	Score	RPI	S	Opponent	Score	RPI	S	Opponent	Score
24	A	Oregon	45 87	30	H	Quinnipiac	58 64	64	A	Elon	59 82	104	A	Temple	56 65
								89	A	North Carolina	70 66	152	A	Virginia	62 66
								99	N	Brown	66 73	317	N	San Jose St.	81 73
LAST 12 Division I GAMES:															
317	N	San Jose St.	81 73	104	A	Temple	56 65	99	N	Brown	66 73	30	H	Quinnipiac	58 64
152	A	Virginia	62 66	24	A	Oregon	45 87	64	A	Elon	59 82				
64	A	Elon	59 82					89	A	North Carolina	70 66				

Non-Div I Games:

Hampton

Average RPI Win:	269	WON-LOST	WINNING	LAST 10	STRENGTH OF	OPP. STRENGTH	TEAM	ADJ.	CONF.	ADJ CONF.
Average RPI Loss:	53	RECORD	PCT. RANK	GAMES	SCHEDULE	OF SCHEDULE	RPI	RPI	RPI	RPI
DIV. I ONLY	6- 4	123	6- 4	164	166	133	133	24	24	
DIV. I NON-CONF.	6- 4	123	6- 4	164	166	133	133	24	24	
TOTALS	RPI 1-25	RPI 26-50	W-L RECORDS	RPI 51-100	RPI 101-150	RPI 150+				
6- 4	0- 2	0- 0	OVERALL	0- 2	0- 0	6- 0				
3- 2	0- 1	0- 0	HOME	0- 1	0- 0	3- 0				
1- 2	0- 0	0- 0	AWAY	0- 0	0- 0	1- 0				
2- 0	0- 0	0- 0	NEUTRAL	0- 0	0- 0	2- 0				
6- 4	0- 2	0- 0	NON-CONFERENCE	0- 2	0- 0	6- 0				
3- 2	0- 1	0- 0	HOME	0- 1	0- 0	3- 0				
1- 2	0- 1	0- 0	AWAY	0- 1	0- 0	1- 0				
2- 0	0- 0	0- 0	NEUTRAL	0- 0	0- 0	2- 0				
0- 0	0- 0	0- 0	CONFERENCE	0- 0	0- 0	0- 0				
0- 0	0- 0	0- 0	HOME	0- 0	0- 0	0- 0				
0- 0	0- 0	0- 0	AWAY	0- 0	0- 0	0- 0				
0- 0	0- 0	0- 0	NEUTRAL	0- 0	0- 0	0- 0				

RPI 1-25				RPI 26-50				RPI 51-100				RPI 101+ Team's RPI: 133			
RPI	S	Opponent	Score	RPI	S	Opponent	Score	RPI	S	Opponent	Score	RPI	S	Opponent	Score
4	H	Villanova	53 71					89	A	North Carolina	70 90	214	H	Hofstra	60 49
23	A	Syracuse	63 75					94	H	Delaware	63 72	228	H	Central Conn. St.	68 52
												263	N	Alabama A&M	56 47
												271	H	Niagara	83 65
												291	A	Bryant	59 47
												345	N	Charleston So.	62 43
LAST 12 Division I GAMES:															
291	A	Bryant	59 47	228	H	Central Conn. St.	68 52								
214	H	Hofstra	60 49	271	H	Niagara	83 65								
94	H	Delaware	63 72	89	A	North Carolina	70 90								
4	H	Villanova	53 71	263	N	Alabama A&M	56 47								
				345	N	Charleston So.	62 43								
				23	A	Syracuse	63 75								

Non-Div I Games:

Hartford

■ Loss, 
 ■ Non-Conf, S Site, 
 ■ Home 
 ■ Away 
 N Neutral

Average RPI Win:	192	WON-LOST	WINNING	LAST 10	STRENGTH OF	OPP. STRENGTH	TEAM	ADJ.	CONF.	ADJ CONF.
Average RPI Loss:	109	RECORD	PCT. RANK	GAMES	SCHEDULE	OF SCHEDULE	RPI	RPI	RPI	RPI
DIV. I ONLY	5- 4	142	5- 4	184	91	120	120	9	9	
DIV. I NON-CONF.	5- 4	142	5- 4	184	91	120	120	9	9	
TOTALS	RPI 1-25	RPI 26-50	W-L RECORDS	RPI 51-100	RPI 101-150	RPI 150+				
5- 4	0- 0	0- 0	OVERALL	1- 2	0- 1	4- 1				
3- 0	0- 0	0- 0	HOME	1- 0	0- 0	2- 0				
1- 3	0- 0	0- 0	AWAY	0- 1	0- 1	1- 1				
1- 1	0- 0	0- 0	NEUTRAL	0- 1	0- 0	1- 0				
5- 4	0- 0	0- 0	NON-CONFERENCE	1- 2	0- 1	4- 1				
3- 0	0- 0	0- 0	HOME	1- 0	0- 0	2- 0				
1- 3	0- 0	0- 0	AWAY	0- 1	0- 1	1- 1				
1- 1	0- 0	0- 0	NEUTRAL	0- 1	0- 0	1- 0				
0- 0	0- 0	0- 0	CONFERENCE	0- 0	0- 0	0- 0				
0- 0	0- 0	0- 0	HOME	0- 0	0- 0	0- 0				
0- 0	0- 0	0- 0	AWAY	0- 0	0- 0	0- 0				
0- 0	0- 0	0- 0	NEUTRAL	0- 0	0- 0	0- 0				

RPI S	Opponent	Score	RPI S	Opponent	Score	RPI S	Opponent	Score	RPI S	Opponent	Score	Team's RPI: 120
						80 N	Dayton	66 72	104 A	Temple	64 86	
						90 H	Siena	75 67	152 A	Virginia	48 50	
						98 A	Maine	51 76	184 H	Boston U.	80 70	
									188 H	Sacred Heart	70 62	
									199 A	Northeastern	79 69	
									297 N	N.C. A&T	64 60	
LAST 12 Division I GAMES:												
199 A	Northeastern	79 69	152 A	Virginia	48 50							
104 A	Temple	64 86	184 H	Boston U.	80 70							
297 N	N.C. A&T	64 60	188 H	Sacred Heart	70 62							
			90 H	Siena	75 67							
			98 A	Maine	51 76							
			80 N	Dayton	66 72							

Non-Div I Games:

Harvard

## Hawaii

Through Games Of Dec. 10, 2017

Average RPI Win:	189	WON-LOST	WINNING	LAST 10	STRENGTH OF	OPP. STRENGTH	TEAM	ADJ.	CONF.	ADJ CONF.
Average RPI Loss:	120	RECORD	PCT. RANK	GAMES	SCHEDULE	OF SCHEDULE	RPI	RPI	RPI	RPI
DIV. I ONLY	5- 4	142	5- 4	163	130	181	181	22	22	
DIV. I NON-CONF.	5- 4	142	5- 4	163	130	181	181	22	22	
TOTALS	RPI 1-25	RPI 26-50	W-L RECORDS	RPI 51-100	RPI 101-150	RPI 150+				
5- 4	0- 0	0- 2	OVERALL	0- 1	2- 0	3- 1				
4- 3	0- 0	0- 2	HOME	0- 1	2- 0	2- 0				
1- 1	0- 0	0- 0	AWAY	0- 0	0- 0	1- 1				
0- 0	0- 0	0- 0	NEUTRAL	0- 0	0- 0	0- 0				
5- 4	0- 0	0- 2	NON-CONFERENCE	0- 1	2- 0	3- 1				
4- 3	0- 0	0- 2	HOME	0- 1	2- 0	2- 0				
1- 1	0- 0	0- 0	AWAY	0- 0	0- 0	1- 1				
0- 0	0- 0	0- 0	NEUTRAL	0- 0	0- 0	0- 0				
0- 0	0- 0	0- 0	CONFERENCE	0- 0	0- 0	0- 0				
0- 0	0- 0	0- 0	HOME	0- 0	0- 0	0- 0				
0- 0	0- 0	0- 0	AWAY	0- 0	0- 0	0- 0				
0- 0	0- 0	0- 0	NEUTRAL	0- 0	0- 0	0- 0				

RPI 1-25				RPI 26-50				RPI 51-100				RPI 101+				Team's RPI: 181	
RPI	S	Opponent	Score	RPI	S	Opponent	Score	RPI	S	Opponent	Score	RPI	S	Opponent	Score		
				29	H	Southern California	60 71	75	H	Idaho St.	62 64	124	H	Montana St.	81 75		
				44	H	Purdue	67 79					144	H	San Diego	64 63		
												172	A	Seattle U	73 58		
												189	H	Marist	70 63		
												316	H	Northern Ariz.	84 68		
												332	A	Portland	47 76		
LAST 12 Division I GAMES:																	
				75	H	Idaho St.	62 64	316	H	Northern Ariz.	84 68						
				124	H	Montana St.	81 75	172	A	Seattle U	73 58						
				29	H	Southern California	60 71	332	A	Portland	47 76						
				44	H	Purdue	67 79										
				189	H	Marist	70 63										
				144	H	San Diego	64 63										

Non-Div I Games:

Hawaii

■ Loss, 
 ■ Non-Conf, S Site, 
 ■ Home 
 ■ Away 
 N Neutral

Average RPI Win: 209		WON-LOST	WINNING	LAST 10	STRENGTH OF	OPP. STRENGTH	TEAM	ADJ.	CONF.	ADJ CONF.
Average RPI Loss: 111		RECORD	PCT. RANK	GAMES	SCHEDULE	OF SCHEDULE	RPI	RPI	RPI	RPI
DIV. I ONLY		2- 3	214	2- 3	76	266	122	122	31	31
DIV. I NON-CONF.		2- 3	214	2- 3	76	266	122	122	31	31
TOTALS		RPI 1-25	RPI 26-50	W-L RECORDS	RPI 51-100	RPI 101-150	RPI 150+			
2- 3	0- 0		0- 0	OVERALL	0- 2	1- 0	1- 1			
0- 1	0- 0		0- 0	HOME	0- 0	0- 0	0- 1			
2- 2	0- 0		0- 0	AWAY	0- 1	1- 0	1- 0			
0- 0	0- 0		0- 0	NEUTRAL	0- 0	0- 0	0- 0			
2- 3	0- 0		0- 0	NON-CONFERENCE	0- 2	1- 0	1- 1			
0- 1	0- 0		0- 0	HOME	0- 0	0- 0	0- 1			
2- 2	0- 0		0- 0	AWAY	0- 2	1- 0	1- 0			
0- 0	0- 0		0- 0	NEUTRAL	0- 0	0- 0	0- 0			
0- 0	0- 0		0- 0	CONFERENCE	0- 0	0- 0	0- 0			
0- 0	0- 0		0- 0	HOME	0- 0	0- 0	0- 0			
0- 0	0- 0		0- 0	AWAY	0- 0	0- 0	0- 0			
0- 0	0- 0		0- 0	NEUTRAL	0- 0	0- 0	0- 0			

RPI 1-25				RPI 26-50				RPI 51-100				RPI 101+				Team's RPI: 122	
RPI	S	Opponent	Score	RPI	S	Opponent	Score	RPI	S	Opponent	Score	RPI	S	Opponent	Score		
								51	A	Duke	50 77	134	A	Stetson	69 64		
								87	A	Ohio	61 64	195	H	UAB	61 77		
												283	A	Norfolk St.	59 56		
LAST 12 Division I GAMES:																	
				51	A	Duke	50 77	195	H	UAB	61 77						
				87	A	Ohio	61 64	283	A	Norfolk St.	59 56	134	A	Stetson	69 64		

Non-Div I Games:	N.C. Wesleyan	111	54	Barton	82	69
------------------	---------------	-----	----	--------	----	----

## High Point

■ Loss, ■ Non-Conf, S Site, H Home A Away N Neutral

Average RPI Win:	240	WON-LOST	WINNING	LAST 10	STRENGTH OF	OPP. STRENGTH	TEAM	ADJ.	CONF.	ADJ CONF.
Average RPI Loss:	130	RECORD	PCT. RANK	GAMES	SCHEDULE	OF SCHEDULE	RPI	RPI	RPI	RPI
DIV. I ONLY	5- 4	142	5- 4	295	122	214	214	10	10	
DIV. I NON-CONF.	5- 4	142	5- 4	295	122	214	214	10	10	
TOTALS	RPI 1-25	RPI 26-50	W-L RECORDS	RPI 51-100	RPI 101-150	RPI 150+				
5- 4	0- 0	0- 0	OVERALL	1- 1	0- 2	4- 1				
2- 2	0- 0	0- 0	HOME	0- 1	0- 0	2- 1				
2- 2	0- 0	0- 0	AWAY	0- 0	0- 2	2- 0				
1- 0	0- 0	0- 0	NEUTRAL	1- 0	0- 0	0- 0				
5- 4	0- 0	0- 0	NON-CONFERENCE	1- 1	0- 2	4- 1				
2- 2	0- 0	0- 0	HOME	0- 1	0- 0	2- 1				
2- 2	0- 0	0- 0	AWAY	0- 0	0- 2	2- 0				
1- 0	0- 0	0- 0	NEUTRAL	1- 0	0- 0	0- 0				
0- 0	0- 0	0- 0	CONFERENCE	0- 0	0- 0	0- 0				
0- 0	0- 0	0- 0	HOME	0- 0	0- 0	0- 0				
0- 0	0- 0	0- 0	AWAY	0- 0	0- 0	0- 0				
0- 0	0- 0	0- 0	NEUTRAL	0- 0	0- 0	0- 0				

RPI 1-25			RPI 26-50			RPI 51-100			RPI 101+			Team's RPI: 214
RPI	S	Opponent	Score	RPI	S	Opponent	Score	RPI	S	Opponent	Score	
						90 H Siena	60 70	133 A Hartford		49 60		
						95 N Wake Forest	69 66	145 A UNLV		52 68		
								151 H Stony Brook		49 73		
								188 A Sacred Heart		86 81		
								272 H Holy Cross		69 63		
								301 A Iona		68 43		
								342 H UMBC		71 55		
LAST 12 Division I GAMES:												
301 A	Iona	68	43	145 A	UNLV	52	68					
90 H	Siena	60	70	272 H	Holy Cross	69	63					
188 A	Sacred Heart	86	81	133 A	Hartford	49	60					
95 N	Wake Forest	69	66	151 H	Stony Brook	49	73					
				342 H	UMBC	71	55					

Non-Div I Games:

Hofstra

# Holy Cross

Through Games Of Dec. 10, 2017

Average RPI Win:	312	WON-LOST	WINNING	LAST 10	STRENGTH OF	OPP. STRENGTH	TEAM	ADJ.	CONF.	ADJ CONF.
Average RPI Loss:	153	RECORD	PCT. RANK	GAMES	SCHEDULE	OF SCHEDULE	RPI	RPI	RPI	RPI
DIV. I ONLY	4- 5	189	4- 5	307	289	272	272	18	18	
DIV. I NON-CONF.	4- 5	189	4- 5	307	289	272	272	18	18	
TOTALS	RPI 1-25	RPI 26-50	W-L RECORDS	RPI 51-100	RPI 101-150	RPI 150+				
4- 5	0- 0	0- 0	OVERALL	0- 2	0- 0	4- 3				
2- 2	0- 0	0- 0	HOME	0- 1	0- 0	2- 1				
2- 3	0- 0	0- 0	AWAY	0- 1	0- 0	2- 2				
0- 0	0- 0	0- 0	NEUTRAL	0- 0	0- 0	0- 0				
4- 5	0- 0	0- 0	NON-CONFERENCE	0- 2	0- 0	4- 3				
2- 2	0- 0	0- 0	HOME	0- 1	0- 0	2- 1				
2- 3	0- 0	0- 0	AWAY	0- 1	0- 0	2- 2				
0- 0	0- 0	0- 0	NEUTRAL	0- 0	0- 0	0- 0				
0- 0	0- 0	0- 0	CONFERENCE	0- 0	0- 0	0- 0				
0- 0	0- 0	0- 0	HOME	0- 0	0- 0	0- 0				
0- 0	0- 0	0- 0	AWAY	0- 0	0- 0	0- 0				
0- 0	0- 0	0- 0	NEUTRAL	0- 0	0- 0	0- 0				

RPI S	Opponent	Score	RPI S	Opponent	Score	RPI S	Opponent	Score	RPI S	Opponent	Score	Team's RPI: 272
						85	H Albany (NY)	56 65	179	H Boston College	61 70	
						99	A Brown	78 82	189	A Marist	74 85	
									214	A Hofstra	63 69	
									291	H Bryant	59 57	
									292	A Rider	83 56	
									320	H Vermont	64 53	
									343	A UMass Lowell	84 56	
LAST 12 Division I GAMES:												
179	H Boston College	61 70	320	H Vermont	64 53							
85	H Albany (NY)	56 65	189	A Marist	74 85							
99	A Brown	78 82	343	A UMass Lowell	84 56							
291	H Bryant	59 57										
214	A Hofstra	63 69										
292	A Rider	83 56										

Non-Div I Games:

Holy Cross

Loss, Non-Conf, S Site, H Home A Away N Neutral



Average RPI Win:	173	WON-LOST	WINNING	LAST 10	STRENGTH OF	OPP. STRENGTH	TEAM	ADJ.	CONF.	ADJ CONF.
Average RPI Loss:	110	RECORD	PCT. RANK	GAMES	SCHEDULE	OF SCHEDULE	RPI	RPI	RPI	RPI
DIV. I ONLY	8- 2	38	8- 2	121	110	34	34	8	8	
DIV. I NON-CONF.	8- 2	38	8- 2	121	110	34	34	8	8	
TOTALS	RPI 1-25	RPI 26-50	W-L RECORDS	RPI 51-100	RPI 101-150	RPI 150+				
8- 2	0- 0	0- 1	OVERALL	1- 0	3- 0	4- 1				
2- 0	0- 0	0- 0	HOME	0- 0	1- 0	1- 0				
3- 2	0- 0	0- 1	AWAY	0- 0	2- 0	1- 1				
3- 0	0- 0	0- 0	NEUTRAL	1- 0	0- 0	2- 0				
8- 2	0- 0	0- 1	NON-CONFERENCE	1- 0	3- 0	4- 1				
2- 0	0- 0	0- 0	HOME	0- 0	1- 0	1- 0				
3- 2	0- 0	0- 1	AWAY	0- 0	2- 0	1- 1				
3- 0	0- 0	0- 0	NEUTRAL	1- 0	0- 0	2- 0				
0- 0	0- 0	0- 0	CONFERENCE	0- 0	0- 0	0- 0				
0- 0	0- 0	0- 0	HOME	0- 0	0- 0	0- 0				
0- 0	0- 0	0- 0	AWAY	0- 0	0- 0	0- 0				
0- 0	0- 0	0- 0	NEUTRAL	0- 0	0- 0	0- 0				

RPI 1-25				RPI 26-50				Team's RPI: 34		RPI 51-100				RPI 101+			
RPI	S	Opponent	Score	RPI	S	Opponent	Score	RPI	S	Opponent	Score	RPI	S	Opponent	Score		
				41	A	Texas A&M	65 83	61	N	Milwaukee	74 59	108	A	UT Arlington	62 58		
												138	H	ETSU	88 69		
												143	A	Texas St.	72 67		
												179	A	Boston College	74 79		
												199	N	Northeastern	72 64		
												236	N	Liberty	75 68		
												238	H	Texas Tech	79 75		
												264	A	New Orleans	78 66		
LAST 12 Division I GAMES:																	
				199	N	Northeastern	72 64	138	H	ETSU	88 69						
				236	N	Liberty	75 68	238	H	Texas Tech	79 75						
				179	A	Boston College	74 79	108	A	UT Arlington	62 58						
				264	A	New Orleans	78 66	143	A	Texas St.	72 67						
				61	N	Milwaukee	74 59										
				41	A	Texas A&M	65 83										

Non-Div I Games:

Houston

■ Loss, 
■ Non-Conf, S Site, 
■ Home 
■ Away 
N Neutral

## Houston Baptist

Through Games Of Dec. 10, 2017

Average RPI Win:	0	WON-LOST	WINNING	LAST 10	STRENGTH OF	OPP. STRENGTH	TEAM	ADJ.	CONF.	ADJ CONF.
Average RPI Loss:	151	RECORD	PCT. RANK	GAMES	SCHEDULE	OF SCHEDULE	RPI	RPI	RPI	RPI
DIV. I ONLY	0- 4	328	0- 4	33	338	270	270	26	26	
DIV. I NON-CONF.	0- 4	328	0- 4	33	338	270	270	26	26	
TOTALS	RPI 1-25	RPI 26-50	W-L RECORDS	RPI 51-100	RPI 101-150	RPI 150+				
0- 4	0- 0	0- 1	OVERALL	0- 0	0- 0	0- 3				
0- 0	0- 0	0- 0	HOME	0- 0	0- 0	0- 0				
0- 4	0- 0	0- 1	AWAY	0- 0	0- 0	0- 3				
0- 0	0- 0	0- 0	NEUTRAL	0- 0	0- 0	0- 0				
0- 4	0- 0	0- 1	NON-CONFERENCE	0- 0	0- 0	0- 3				
0- 0	0- 0	0- 0	HOME	0- 0	0- 0	0- 0				
0- 4	0- 0	0- 1	AWAY	0- 0	0- 0	0- 3				
0- 0	0- 0	0- 0	NEUTRAL	0- 0	0- 0	0- 0				
0- 0	0- 0	0- 0	CONFERENCE	0- 0	0- 0	0- 0				
0- 0	0- 0	0- 0	HOME	0- 0	0- 0	0- 0				
0- 0	0- 0	0- 0	AWAY	0- 0	0- 0	0- 0				
0- 0	0- 0	0- 0	NEUTRAL	0- 0	0- 0	0- 0				

RPI 1-25			RPI 26-50			RPI 51-100			RPI 101+			Team's RPI: 270
RPI	S	Opponent	Score	RPI	S	Opponent	Score	RPI	S	Opponent	Score	
				26	A	South Fla.	43 90					
								168	A	Rice	45 67	
								177	A	UTEP	62 69	
								234	A	Oral Roberts	56 78	
LAST 12 Division I GAMES:												
								177	A	UTEP	62 69	
								234	A	Oral Roberts	56 78	
								168	A	Rice	45 67	
								26	A	South Fla.	43 90	

Non-Div I Games: LeTourneau 88 43 Paul Quinn 74 54 Jarvis Christian 78 30 Huston-Tillotson 76 72 Houston Baptist

Loss, Non-Conf, S Site, Home A Away N Neutral

Average RPI Win:	268	WON-LOST	WINNING	LAST 10	STRENGTH OF	OPP. STRENGTH	TEAM	ADJ.	CONF.	ADJ CONF.
Average RPI Loss:	140	RECORD	PCT. RANK	GAMES	SCHEDULE	OF SCHEDULE	RPI	RPI	RPI	RPI
DIV. I ONLY	3- 5	220	3- 5	207	263	254	254	32	32	
DIV. I NON-CONF.	3- 5	220	3- 5	207	263	254	254	32	32	
TOTALS	RPI 1-25	RPI 26-50	W-L RECORDS	RPI 51-100	RPI 101-150	RPI 150+				
3- 5	0- 0	0- 1	OVERALL	0- 2	0- 0	3- 2				
3- 1	0- 0	0- 0	HOME	0- 1	0- 0	3- 0				
0- 4	0- 0	0- 0	AWAY	0- 0	0- 0	0- 1				
0- 0	0- 0	0- 0	NEUTRAL	0- 0	0- 0	0- 0				
3- 5	0- 0	0- 1	NON-CONFERENCE	0- 2	0- 0	3- 2				
3- 1	0- 0	0- 0	HOME	0- 1	0- 0	3- 0				
0- 4	0- 0	0- 1	AWAY	0- 1	0- 0	0- 2				
0- 0	0- 0	0- 0	NEUTRAL	0- 0	0- 0	0- 0				
0- 0	0- 0	0- 0	CONFERENCE	0- 0	0- 0	0- 0				
0- 0	0- 0	0- 0	HOME	0- 0	0- 0	0- 0				
0- 0	0- 0	0- 0	AWAY	0- 0	0- 0	0- 0				
0- 0	0- 0	0- 0	NEUTRAL	0- 0	0- 0	0- 0				

RPI 1-25				RPI 26-50				RPI 51-100				RPI 101+ Team's RPI: 254			
RPI	S	Opponent	Score	RPI	S	Opponent	Score	RPI	S	Opponent	Score	RPI	S	Opponent	Score
				37	A	Maryland	49 111	68	H	William & Mary	71 83	185	A	Georgetown	41 93
								90	A	Siena	61 72	207	H	Fairleigh Dickinson	68 65
												268	H	St. Francis Brooklyn	72 69
												320	A	Vermont	65 88
												330	H	FIU	69 62
LAST 12 Division I GAMES:															
207	H	Fairleigh Dickinson	68 65	268	H	St. Francis Brooklyn	72 69								
90	A	Siena	61 72	330	H	FIU	69 62								
37	A	Maryland	49 111												
320	A	Vermont	65 88												
185	A	Georgetown	41 93												
68	H	William & Mary	71 83												

Non-Div I Games:

Howard

Average RPI Win:	203	WON-LOST	WINNING	LAST 10	STRENGTH OF	OPP. STRENGTH	TEAM	ADJ.	CONF.	ADJ CONF.
Average RPI Loss:	85	RECORD	PCT. RANK	GAMES	SCHEDULE	OF SCHEDULE	RPI	RPI	RPI	RPI
DIV. I ONLY	6- 2	61	6- 2	294	32	116	116	14	14	
DIV. I NON-CONF.	6- 2	61	6- 2	294	32	116	116	14	14	
TOTALS	RPI 1-25	RPI 26-50	W-L RECORDS	RPI 51-100	RPI 101-150	RPI 150+				
6- 2	0- 0	0- 0	OVERALL	1- 2	1- 0	4- 0				
1- 1	0- 0	0- 0	HOME	0- 1	0- 0	1- 0				
4- 1	0- 0	0- 0	AWAY	1- 1	0- 0	3- 0				
1- 0	0- 0	0- 0	NEUTRAL	0- 0	1- 0	0- 0				
6- 2	0- 0	0- 0	NON-CONFERENCE	1- 2	1- 0	4- 0				
1- 1	0- 0	0- 0	HOME	0- 1	0- 0	1- 0				
4- 1	0- 0	0- 0	AWAY	1- 1	0- 0	3- 0				
1- 0	0- 0	0- 0	NEUTRAL	0- 0	1- 0	0- 0				
0- 0	0- 0	0- 0	CONFERENCE	0- 0	0- 0	0- 0				
0- 0	0- 0	0- 0	HOME	0- 0	0- 0	0- 0				
0- 0	0- 0	0- 0	AWAY	0- 0	0- 0	0- 0				
0- 0	0- 0	0- 0	NEUTRAL	0- 0	0- 0	0- 0				

RPI 1-25			RPI 26-50			RPI 51-100			RPI 101+			Team's RPI: 116
RPI	S	Opponent	Score	RPI	S	Opponent	Score	RPI	S	Opponent	Score	
						82	A UCF	59	63	132	N Wyoming	65 59
						87	A Ohio	76	52	174	A UNI	54 48
						88	H Miami (OH)	83	96	255	A Tennessee Tech	68 54
										280	A Memphis	80 57
										288	H Indiana St.	86 57
LAST 12 Division I GAMES:												
						288	H Indiana St.	86	57	255	A Tennessee Tech	68 54
						174	A UNI	54	48	88	H Miami (OH)	83 96
										87	A Ohio	76 52
										280	A Memphis	80 57
										132	N Wyoming	65 59
										82	A UCF	59 63

Non-Div I Games: Georgetown (KY) 85 52

IUPUI

  Loss, 
  Non-Conf, 
  S Site, 
  H Home 
  A Away 
N Neutral

## Idaho

Through Games Of Dec. 10, 2017

Average RPI Win:	229	WON-LOST	WINNING	LAST 10	STRENGTH OF	OPP. STRENGTH	TEAM	ADJ.	CONF.	ADJ CONF.
Average RPI Loss:	112	RECORD	PCT. RANK	GAMES	SCHEDULE	OF SCHEDULE	RPI	RPI	RPI	RPI
DIV. I ONLY	3- 5	220	3- 5	176	107	192	192	17	17	
DIV. I NON-CONF.	3- 5	220	3- 5	176	107	192	192	17	17	
TOTALS	RPI 1-25	RPI 26-50	W-L RECORDS	RPI 51-100	RPI 101-150	RPI 150+				
3- 5	0- 1	0- 0	OVERALL	0- 1	1- 2	2- 1				
1- 2	0- 0	0- 0	HOME	0- 0	0- 2	1- 0				
2- 2	0- 0	0- 0	AWAY	0- 0	1- 0	1- 0				
0- 1	0- 0	0- 0	NEUTRAL	0- 1	0- 0	0- 0				
3- 5	0- 1	0- 0	NON-CONFERENCE	0- 1	1- 2	2- 1				
1- 2	0- 0	0- 0	HOME	0- 0	0- 2	1- 0				
2- 2	0- 1	0- 0	AWAY	0- 0	1- 0	1- 1				
0- 1	0- 0	0- 0	NEUTRAL	0- 1	0- 0	0- 0				
0- 0	0- 0	0- 0	CONFERENCE	0- 0	0- 0	0- 0				
0- 0	0- 0	0- 0	HOME	0- 0	0- 0	0- 0				
0- 0	0- 0	0- 0	AWAY	0- 0	0- 0	0- 0				
0- 0	0- 0	0- 0	NEUTRAL	0- 0	0- 0	0- 0				

RPI 1-25			RPI 26-50			RPI 51-100			RPI 101+			Team's RPI: 192
RPI	S	Opponent	Score	RPI	S	Opponent	Score	RPI	S	Opponent	Score	
10	A	Ohio St.	56 99					57	N	TCU	76 86	
								130	H	Washington	69 81	
								132	H	Wyoming	64 70	
								147	A	Colorado St.	83 69	
								206	A	CSUN	80 75	
								230	A	Abilene Christian	72 82	
								333	H	Cal St. Fullerton	80 60	
LAST 12 Division I GAMES:												
132	H	Wyoming	64 70	206	A	CSUN	80 75					
333	H	Cal St. Fullerton	80 60	230	A	Abilene Christian	72 82					
130	H	Washington	69 81	10	A	Ohio St.	56 99					
57	N	TCU	76 86	147	A	Colorado St.	83 69					

Non-Div I Games:

Idaho

■ Loss, 
 ■ Non-Conf, S Site, 
 ■ Home 
 ■ Away 
 N Neutral

Average RPI Win:	201	WON-LOST	WINNING	LAST 10	STRENGTH OF	OPP. STRENGTH	TEAM	ADJ.	CONF.	ADJ CONF.
Average RPI Loss:	100	RECORD	PCT. RANK	GAMES	SCHEDULE	OF SCHEDULE	RPI	RPI	RPI	RPI
DIV. I ONLY	5- 3	103	5- 3	203	105	75	75	17	17	
DIV. I NON-CONF.	5- 3	103	5- 3	203	105	75	75	17	17	
TOTALS	RPI 1-25	RPI 26-50	W-L RECORDS	RPI 51-100	RPI 101-150	RPI 150+				
5- 3	0- 0	0- 0	OVERALL	0- 1	1- 2	4- 0				
1- 0	0- 0	0- 0	HOME	0- 0	0- 0	1- 0				
4- 3	0- 0	0- 0	AWAY	0- 0	1- 0	3- 0				
0- 0	0- 0	0- 0	NEUTRAL	0- 0	0- 0	0- 0				
5- 3	0- 0	0- 0	NON-CONFERENCE	0- 1	1- 2	4- 0				
1- 0	0- 0	0- 0	HOME	0- 0	0- 0	1- 0				
4- 3	0- 0	0- 0	AWAY	0- 1	1- 2	3- 0				
0- 0	0- 0	0- 0	NEUTRAL	0- 0	0- 0	0- 0				
0- 0	0- 0	0- 0	CONFERENCE	0- 0	0- 0	0- 0				
0- 0	0- 0	0- 0	HOME	0- 0	0- 0	0- 0				
0- 0	0- 0	0- 0	AWAY	0- 0	0- 0	0- 0				
0- 0	0- 0	0- 0	NEUTRAL	0- 0	0- 0	0- 0				

RPI 1-25			RPI 26-50			RPI 51-100			Team's RPI: 75	RPI 101+		
RPI	S	Opponent	Score	RPI	S	Opponent	Score	RPI	S	Opponent	Score	
						56	A Washington St.	55	72	113	A Pepperdine	74 80
										130	A Washington	79 59
										132	A Wyoming	53 61
										172	A Seattle U	74 69
										181	A Hawaii	64 62
										191	A UC Irvine	78 72
										331	H Utah St.	64 44
LAST 12 Division I GAMES:												
						56	A Washington St.	55	72	181	A Hawaii	64 62
						331	H Utah St.	64	44	132	A Wyoming	53 61
						113	A Pepperdine	74	80			
						191	A UC Irvine	78	72			
						130	A Washington	79	59			
						172	A Seattle U	74	69			

Non-Div I Games: Col. of Idaho 89 32

Idaho St.

Average RPI Win:	<b>298</b>	WON-LOST	WINNING	LAST 10	STRENGTH OF	OPP. STRENGTH	TEAM	ADJ.	CONF.	ADJ CONF.
Average RPI Loss:	<b>245</b>	RECORD	PCT. RANK	GAMES	SCHEDULE	OF SCHEDULE	RPI	RPI	RPI	RPI
DIV. I ONLY	<b>3- 3</b>	<b>165</b>	<b>3- 3</b>	<b>345</b>	<b>325</b>	<b>322</b>	<b>322</b>	<b>14</b>	<b>14</b>	
DIV. I NON-CONF.	<b>3- 3</b>	<b>165</b>	<b>3- 3</b>	<b>345</b>	<b>325</b>	<b>322</b>	<b>322</b>	<b>14</b>	<b>14</b>	
TOTALS	RPI 1-25	RPI 26-50	W-L RECORDS	RPI 51-100	RPI 101-150	RPI 150+				
3- 3	0- 0	0- 0	OVERALL	0- 0	0- 1	3- 2				
2- 2	0- 0	0- 0	HOME	0- 0	0- 0	2- 2				
1- 1	0- 0	0- 0	AWAY	0- 0	0- 1	1- 0				
0- 0	0- 0	0- 0	NEUTRAL	0- 0	0- 0	0- 0				
3- 3	0- 0	0- 0	NON-CONFERENCE	0- 0	0- 1	3- 2				
2- 2	0- 0	0- 0	HOME	0- 0	0- 0	2- 2				
1- 1	0- 0	0- 0	AWAY	0- 0	0- 1	1- 0				
0- 0	0- 0	0- 0	NEUTRAL	0- 0	0- 0	0- 0				
0- 0	0- 0	0- 0	CONFERENCE	0- 0	0- 0	0- 0				
0- 0	0- 0	0- 0	HOME	0- 0	0- 0	0- 0				
0- 0	0- 0	0- 0	AWAY	0- 0	0- 0	0- 0				
0- 0	0- 0	0- 0	NEUTRAL	0- 0	0- 0	0- 0				

RPI 1-25				RPI 26-50				RPI 51-100				RPI 101+				Team's RPI: 322	
RPI	S	Opponent	Score	RPI	S	Opponent	Score	RPI	S	Opponent	Score	RPI	S	Opponent	Score		
												150	A	Bradley	48	58	
												281	H	Santa Clara	36	45	
												288	H	Indiana St.	55	46	
												298	A	Fort Wayne	67	51	
												305	H	Jackson St.	63	76	
												307	H	Eastern Mich.	73	70	
LAST 12 Division I GAMES:																	
								307	H	Eastern Mich.	73	70					
								150	A	Bradley	48	58					
								288	H	Indiana St.	55	46					
								281	H	Santa Clara	36	45					
								298	A	Fort Wayne	67	51					
								305	H	Jackson St.	63	76					

Non-Div I Games: Bethel (IN) 66 46 Ind.-Northwest 74 56

Ill.-Chicago

Average RPI Win:	248	WON-LOST	WINNING	LAST 10	STRENGTH OF	OPP. STRENGTH	TEAM	ADJ.	CONF.	ADJ CONF.
Average RPI Loss:	54	RECORD	PCT. RANK	GAMES	SCHEDULE	OF SCHEDULE	RPI	RPI	RPI	RPI
DIV. I ONLY	8- 4	85	7- 3	227	96	149	149	3	3	
DIV. I NON-CONF.	8- 4	85	8- 4	227	96	149	149	3	3	
TOTALS	RPI 1-25	RPI 26-50	W-L RECORDS	RPI 51-100	RPI 101-150	RPI 150+				
8- 4	0- 1	0- 2	OVERALL	0- 0	1- 1	7- 0				
5- 2	0- 0	0- 1	HOME	0- 0	1- 1	4- 0				
1- 2	0- 1	0- 1	AWAY	0- 0	0- 0	1- 0				
2- 0	0- 0	0- 0	NEUTRAL	0- 0	0- 0	2- 0				
8- 4	0- 1	0- 2	NON-CONFERENCE	0- 0	1- 1	7- 0				
5- 2	0- 0	0- 1	HOME	0- 0	1- 1	4- 0				
1- 2	0- 1	0- 1	AWAY	0- 0	0- 0	1- 0				
2- 0	0- 0	0- 0	NEUTRAL	0- 0	0- 0	2- 0				
0- 0	0- 0	0- 0	CONFERENCE	0- 0	0- 0	0- 0				
0- 0	0- 0	0- 0	HOME	0- 0	0- 0	0- 0				
0- 0	0- 0	0- 0	AWAY	0- 0	0- 0	0- 0				
0- 0	0- 0	0- 0	NEUTRAL	0- 0	0- 0	0- 0				

RPI	S	Opponent	Score	RPI	S	Opponent	Score	RPI	S	Opponent	Score	RPI	S	Opponent	Score	Team's RPI: 149
11	A	New Mexico	68 97	27	A	FGCU	61 85					136	H	Western Ill.	67 77	
				43	H	Virginia Tech	49 96					150	H	Bradley	74 62	
												191	N	UC Irvine	65 59	
												212	N	Wichita St.	68 67	
												251	H	Detroit Mercy	73 65	
												280	A	Memphis	63 47	
												288	H	Indiana St.	81 52	
												298	H	Fort Wayne	64 50	
												315	H	Chicago St.	66 56	
LAST 12 Division I GAMES:																
251	H	Detroit Mercy	73 65	191	N	UC Irvine	65 59									
288	H	Indiana St.	81 52	136	H	Western Ill.	67 77									
280	A	Memphis	63 47	150	H	Bradley	74 62									
43	H	Virginia Tech	49 96	315	H	Chicago St.	66 56									
11	A	New Mexico	68 97	27	A	FGCU	61 85									
212	N	Wichita St.	68 67	298	H	Fort Wayne	64 50									

Non-Div I Games:



Average RPI Win:	291	WON-LOST	WINNING	LAST 10	STRENGTH OF	OPP. STRENGTH	TEAM	ADJ.	CONF.	ADJ CONF.
Average RPI Loss:	82	RECORD	PCT. RANK	GAMES	SCHEDULE	OF SCHEDULE	RPI	RPI	RPI	RPI
DIV. I ONLY	4- 4	165	4- 4	310	108	269	269	28	28	
DIV. I NON-CONF.	4- 4	165	4- 4	310	108	269	269	28	28	
TOTALS	RPI 1-25	RPI 26-50	W-L RECORDS	RPI 51-100	RPI 101-150	RPI 150+				
4- 4	0- 0	0- 1	OVERALL	0- 2	0- 0	4- 1				
4- 1	0- 0	0- 1	HOME	0- 0	0- 0	4- 0				
0- 3	0- 0	0- 0	AWAY	0- 0	0- 0	0- 0				
0- 0	0- 0	0- 0	NEUTRAL	0- 0	0- 0	0- 0				
4- 4	0- 0	0- 1	NON-CONFERENCE	0- 2	0- 0	4- 1				
4- 1	0- 0	0- 1	HOME	0- 0	0- 0	4- 0				
0- 3	0- 0	0- 0	AWAY	0- 2	0- 0	0- 1				
0- 0	0- 0	0- 0	NEUTRAL	0- 0	0- 0	0- 0				
0- 0	0- 0	0- 0	CONFERENCE	0- 0	0- 0	0- 0				
0- 0	0- 0	0- 0	HOME	0- 0	0- 0	0- 0				
0- 0	0- 0	0- 0	AWAY	0- 0	0- 0	0- 0				
0- 0	0- 0	0- 0	NEUTRAL	0- 0	0- 0	0- 0				

RPI S	Opponent	Score	RPI S	Opponent	Score	RPI S	Opponent	Score	RPI S	Opponent	Score	Team's RPI: 269
39	H Butler	45 56	61	A Milwaukee	59 61	155	A Oakland	43 64	202	H SIUE	62 47	
			73	A George Mason	37 56	307	H Eastern Mich.	65 56	309	H UMKC	64 53	
						344	H Northern Ky.	49 37				
LAST 12 Division I GAMES:												
307	H Eastern Mich.	65 56	344	H Northern Ky.	49 37							
61	A Milwaukee	59 61	155	A Oakland	43 64							
39	H Butler	45 56										
202	H SIUE	62 47										
309	H UMKC	64 53										
73	A George Mason	37 56										

Non-Div I Games:

Illinois St.

Average RPI Win:	0	WON-LOST	WINNING	LAST 10	STRENGTH OF	OPP. STRENGTH	TEAM	ADJ.	CONF.	ADJ CONF.
Average RPI Loss:	137	RECORD	PCT. RANK	GAMES	SCHEDULE	OF SCHEDULE	RPI	RPI	RPI	RPI
DIV. I ONLY	0- 8	328	0- 8	31	311	265	265	26	26	
DIV. I NON-CONF.	0- 8	328	0- 8	31	311	265	265	26	26	
TOTALS	RPI 1-25	RPI 26-50	W-L RECORDS	RPI 51-100	RPI 101-150	RPI 150+				
0- 8	0- 0	0- 2	OVERALL	0- 0	0- 2	0- 4				
0- 3	0- 0	0- 0	HOME	0- 0	0- 1	0- 2				
0- 5	0- 0	0- 0	AWAY	0- 0	0- 0	0- 0				
0- 0	0- 0	0- 0	NEUTRAL	0- 0	0- 0	0- 0				
0- 8	0- 0	0- 2	NON-CONFERENCE	0- 0	0- 2	0- 4				
0- 3	0- 0	0- 0	HOME	0- 0	0- 1	0- 2				
0- 5	0- 0	0- 2	AWAY	0- 0	0- 1	0- 2				
0- 0	0- 0	0- 0	NEUTRAL	0- 0	0- 0	0- 0				
0- 0	0- 0	0- 0	CONFERENCE	0- 0	0- 0	0- 0				
0- 0	0- 0	0- 0	HOME	0- 0	0- 0	0- 0				
0- 0	0- 0	0- 0	AWAY	0- 0	0- 0	0- 0				
0- 0	0- 0	0- 0	NEUTRAL	0- 0	0- 0	0- 0				

RPI S	Opponent	Score	RPI S	Opponent	Score	RPI S	Opponent	Score	RPI S	Opponent	Score	Team's RPI: 265
35	A Utah	90	50	A Oklahoma St.	86				108	A UT Arlington	61	
									143	H Texas St.	74	
									164	H South Dakota	81	
									168	A Rice	60	
									171	A Weber St.	79	
									259	H Massachusetts	64	
LAST 12 Division I GAMES:												
35	A Utah	90	168	A Rice	60							
143	H Texas St.	74	164	H South Dakota	81							
108	A UT Arlington	61	259	H Massachusetts	64							
50	A Oklahoma St.	86	171	A Weber St.	79							

Non-Div I Games: Mary Hardin-Baylor 76 58

Incarnate Word

## Indiana

Through Games Of Dec. 10, 2017

Average RPI Win:	173	WON-LOST	WINNING	LAST 10	STRENGTH OF	OPP. STRENGTH	TEAM	ADJ.	CONF.	ADJ CONF.
Average RPI Loss:	63	RECORD	PCT. RANK	GAMES	SCHEDULE	OF SCHEDULE	RPI	RPI	RPI	RPI
DIV. I ONLY	6- 4	123	6- 4	65	75	96	96	3	3	
DIV. I NON-CONF.	6- 4	123	6- 4	65	75	96	96	3	3	
TOTALS	RPI 1-25	RPI 26-50	W-L RECORDS	RPI 51-100	RPI 101-150	RPI 150+				
6- 4	0- 1	1- 1	OVERALL	1- 1	1- 1	3- 0				
4- 3	0- 1	1- 0	HOME	1- 1	1- 1	1- 0				
1- 1	0- 0	0- 1	AWAY	0- 0	0- 0	1- 0				
1- 0	0- 0	0- 0	NEUTRAL	0- 0	0- 0	1- 0				
6- 4	0- 1	1- 1	NON-CONFERENCE	1- 1	1- 1	3- 0				
4- 3	0- 1	1- 0	HOME	1- 1	1- 1	1- 0				
1- 1	0- 0	0- 1	AWAY	0- 0	0- 0	1- 0				
1- 0	0- 0	0- 0	NEUTRAL	0- 0	0- 0	1- 0				
0- 0	0- 0	0- 0	CONFERENCE	0- 0	0- 0	0- 0				
0- 0	0- 0	0- 0	HOME	0- 0	0- 0	0- 0				
0- 0	0- 0	0- 0	AWAY	0- 0	0- 0	0- 0				
0- 0	0- 0	0- 0	NEUTRAL	0- 0	0- 0	0- 0				

RPI 1-25				RPI 26-50				RPI 51-100				Team's RPI: 96	RPI 101+			
RPI	S	Opponent	Score	RPI	S	Opponent	Score	RPI	S	Opponent	Score		RPI	S	Opponent	Score
3	H	Louisville	59 72	32	H	Western Ky.	73 71	74	H	Chattanooga	61 64		126	H	North Texas	68 63
				47	A	Saint Mary's (CA)	82 88	93	H	Arkansas St.	93 51		129	H	Auburn	53 65
													195	N	UAB	71 63
													247	H	Southern U.	64 49
													344	A	Northern Ky.	67 56
LAST 12 Division I GAMES:																
344	A	Northern Ky.	67 56	129	H	Auburn	53 65	3	H	Louisville	59 72					
126	H	North Texas	68 63	47	A	Saint Mary's (CA)	82 88	195	N	UAB	71 63					
247	H	Southern U.	64 49	93	H	Arkansas St.	93 51	74	H	Chattanooga	61 64					
				32	H	Western Ky.	73 71									

Non-Div I Games:

Indiana

■ Loss, 
■ Non-Conf, 
■ S Site, 
■ H Home 
■ A Away 
N Neutral

Average RPI Win: 303		WON-LOST	WINNING	LAST 10	STRENGTH OF	OPP. STRENGTH	TEAM	ADJ.	CONF.	ADJ CONF.
Average RPI Loss: 175		RECORD	PCT. RANK	GAMES	SCHEDULE	OF SCHEDULE	RPI	RPI	RPI	RPI
DIV. I ONLY		1- 7	302	1- 7	155	322	288	288	28	28
DIV. I NON-CONF.		1- 7	302	1- 7	155	322	288	288	28	28
TOTALS		RPI 1-25	RPI 26-50	W-L RECORDS	RPI 51-100	RPI 101-150	RPI 150+			
1- 7	0- 0		0- 0	OVERALL	0- 1	0- 2	1- 4			
0- 3	0- 0		0- 0	HOME	0- 1	0- 0	0- 2			
0- 3	0- 0		0- 0	AWAY	0- 0	0- 2	0- 1			
1- 1	0- 0		0- 0	NEUTRAL	0- 0	0- 0	1- 1			
1- 7	0- 0		0- 0	NON-CONFERENCE	0- 1	0- 2	1- 4			
0- 3	0- 0		0- 0	HOME	0- 1	0- 0	0- 2			
0- 3	0- 0		0- 0	AWAY	0- 0	0- 2	0- 1			
1- 1	0- 0		0- 0	NEUTRAL	0- 0	0- 0	1- 1			
0- 0	0- 0		0- 0	CONFERENCE	0- 0	0- 0	0- 0			
0- 0	0- 0		0- 0	HOME	0- 0	0- 0	0- 0			
0- 0	0- 0		0- 0	AWAY	0- 0	0- 0	0- 0			
0- 0	0- 0		0- 0	NEUTRAL	0- 0	0- 0	0- 0			

RPI 1-25				RPI 26-50				RPI 51-100				RPI 101+				Team's RPI: 288	
RPI	S	Opponent	Score	RPI	S	Opponent	Score	RPI	S	Opponent	Score	RPI	S	Opponent	Score		
								83	H	Central Mich.	67 77	116	A	IUPUI	57 86		
												149	A	Illinois	52 81		
												164	N	South Dakota	59 71		
												167	H	Saint Louis	59 60		
												223	H	Fla. Atlantic	58 66		
												303	N	Montana	57 45		
												322	A	Ill.-Chicago	46 55		
LAST 12 Division I GAMES:																	
				83	H	Central Mich.	67 77	303	N	Montana	57 45						
				149	A	Illinois	52 81	223	H	Fla. Atlantic	58 66						
				322	A	Ill.-Chicago	46 55	116	A	IUPUI	57 86						
				164	N	South Dakota	59 71	167	H	Saint Louis	59 60						

Non-Div I Games:	Missouri S&T	84	51
------------------	--------------	----	----

Indiana St.

■ Loss, ■ Non-Conf, S Site, H Home A Away N Neutral

Average RPI Win:	0	WON-LOST	WINNING	LAST 10	STRENGTH OF	OPP. STRENGTH	TEAM	ADJ.	CONF.	ADJ CONF.
Average RPI Loss:	158	RECORD	PCT. RANK	GAMES	SCHEDULE	OF SCHEDULE	RPI	RPI	RPI	RPI
DIV. I ONLY	0- 8	328	0- 8	85	326	301	301	21	21	
DIV. I NON-CONF.	0- 8	328	0- 8	85	326	301	301	21	21	
TOTALS	RPI 1-25	RPI 26-50	W-L RECORDS	RPI 51-100	RPI 101-150	RPI 150+				
0- 8	0- 0	0- 1	OVERALL	0- 0	0- 4	0- 3				
0- 4	0- 0	0- 1	HOME	0- 0	0- 1	0- 2				
0- 4	0- 0	0- 0	AWAY	0- 0	0- 3	0- 1				
0- 0	0- 0	0- 0	NEUTRAL	0- 0	0- 0	0- 0				
0- 8	0- 0	0- 1	NON-CONFERENCE	0- 0	0- 4	0- 3				
0- 4	0- 0	0- 1	HOME	0- 0	0- 1	0- 2				
0- 4	0- 0	0- 0	AWAY	0- 0	0- 3	0- 1				
0- 0	0- 0	0- 0	NEUTRAL	0- 0	0- 0	0- 0				
0- 0	0- 0	0- 0	CONFERENCE	0- 0	0- 0	0- 0				
0- 0	0- 0	0- 0	HOME	0- 0	0- 0	0- 0				
0- 0	0- 0	0- 0	AWAY	0- 0	0- 0	0- 0				
0- 0	0- 0	0- 0	NEUTRAL	0- 0	0- 0	0- 0				

RPI 1-25				RPI 26-50				RPI 51-100				RPI 101+ Team's RPI: 301			
RPI	S	Opponent	Score	RPI	S	Opponent	Score	RPI	S	Opponent	Score	RPI	S	Opponent	Score
				31	H	Toledo	57 74					104	H	Temple	54 59
												107	A	Duquesne	59 80
												135	A	Jacksonville	62 71
												148	A	Fordham	48 78
												201	H	Bucknell	53 60
												214	H	Hofstra	43 68
												324	A	Arizona	58 71
LAST 12 Division I GAMES:															
				201	H	Bucknell	53 60					148	A	Fordham	48 78
				31	H	Toledo	57 74					214	H	Hofstra	43 68
				107	A	Duquesne	59 80								
				104	H	Temple	54 59								
				135	A	Jacksonville	62 71								
				324	A	Arizona	58 71								

Non-Div I Games:

Iona

Average RPI Win:	142	WON-LOST	WINNING	LAST 10	STRENGTH OF	OPP. STRENGTH	TEAM	ADJ.	CONF.	ADJ CONF.
Average RPI Loss:	8	RECORD	PCT. RANK	GAMES	SCHEDULE	OF SCHEDULE	RPI	RPI	RPI	RPI
DIV. I ONLY	10- 1	13	9- 1	60	60	20	20	3	3	
DIV. I NON-CONF.	10- 1	13	10- 1	60	60	20	20	3	3	
TOTALS	RPI 1-25	RPI 26-50	W-L RECORDS	RPI 51-100	RPI 101-150	RPI 150+				
10- 1	0- 1	2- 0	OVERALL	2- 0	1- 0	5- 0				
6- 1	0- 1	2- 0	HOME	1- 0	1- 0	2- 0				
1- 0	0- 0	0- 0	AWAY	0- 0	0- 0	1- 0				
3- 0	0- 0	0- 0	NEUTRAL	1- 0	0- 0	2- 0				
10- 1	0- 1	2- 0	NON-CONFERENCE	2- 0	1- 0	5- 0				
6- 1	0- 1	2- 0	HOME	1- 0	1- 0	2- 0				
1- 0	0- 0	0- 0	AWAY	0- 0	0- 0	1- 0				
3- 0	0- 0	0- 0	NEUTRAL	1- 0	0- 0	2- 0				
0- 0	0- 0	0- 0	CONFERENCE	0- 0	0- 0	0- 0				
0- 0	0- 0	0- 0	HOME	0- 0	0- 0	0- 0				
0- 0	0- 0	0- 0	AWAY	0- 0	0- 0	0- 0				
0- 0	0- 0	0- 0	NEUTRAL	0- 0	0- 0	0- 0				

RPI 1-25				RPI 26-50				RPI 51-100				RPI 101+			
RPI	S	Opponent	Score	RPI	S	Opponent	Score	RPI	S	Opponent	Score	RPI	S	Opponent	Score
8	H	Florida St.	93 94	30	H	Quinnipiac	83 67	64	N	Elon	74 61	140	H	Samford	80 59
				32	H	Western Ky.	104 97	77	H	Western Mich.	79 56	161	H	Northern Ill.	105 80
												180	N	Charlotte	77 64
												216	N	Morgan St.	90 46
												244	A	Iowa St.	61 55
												275	H	Ark.-Pine Bluff	85 45
LAST 12 Division I GAMES:															
				216	N	Morgan St.	90 46	275	H	Ark.-Pine Bluff	85 45				
				77	H	Western Mich.	79 56	244	A	Iowa St.	61 55				
				161	H	Northern Ill.	105 80	140	H	Samford	80 59				
				32	H	Western Ky.	104 97	8	H	Florida St.	93 94				
				30	H	Quinnipiac	83 67	64	N	Elon	74 61				
								180	N	Charlotte	77 64				

Non-Div I Games:

Iowa

Average RPI Win:	244	WON-LOST	WINNING	LAST 10	STRENGTH OF	OPP. STRENGTH	TEAM	ADJ.	CONF.	ADJ CONF.
Average RPI Loss:	109	RECORD	PCT. RANK	GAMES	SCHEDULE	OF SCHEDULE	RPI	RPI	RPI	RPI
DIV. I ONLY	4- 5	189	4- 5	264	89	244	244	5	5	
DIV. I NON-CONF.	4- 5	189	4- 5	264	89	244	244	5	5	
TOTALS	RPI 1-25	RPI 26-50	W-L RECORDS	RPI 51-100	RPI 101-150	RPI 150+				
4- 5	0- 1	0- 0	OVERALL	0- 1	0- 1	4- 2				
3- 1	0- 1	0- 0	HOME	0- 0	0- 0	3- 0				
0- 3	0- 0	0- 0	AWAY	0- 0	0- 1	0- 2				
1- 1	0- 0	0- 0	NEUTRAL	0- 1	0- 0	1- 0				
4- 5	0- 1	0- 0	NON-CONFERENCE	0- 1	0- 1	4- 2				
3- 1	0- 1	0- 0	HOME	0- 0	0- 0	3- 0				
0- 3	0- 0	0- 0	AWAY	0- 0	0- 1	0- 2				
1- 1	0- 0	0- 0	NEUTRAL	0- 1	0- 0	1- 0				
0- 0	0- 0	0- 0	CONFERENCE	0- 0	0- 0	0- 0				
0- 0	0- 0	0- 0	HOME	0- 0	0- 0	0- 0				
0- 0	0- 0	0- 0	AWAY	0- 0	0- 0	0- 0				
0- 0	0- 0	0- 0	NEUTRAL	0- 0	0- 0	0- 0				

RPI 1-25			RPI 26-50			RPI 51-100			RPI 101+			Team's RPI: 244
RPI	S	Opponent	Score	RPI	S	Opponent	Score	RPI	S	Opponent	Score	
20	H	Iowa	55 61					83	N	Central Mich.	60 81	
								101	A	Vanderbilt	74 77	
								162	N	Tulane	67 64	
								164	H	South Dakota	81 76	
								166	A	Drake	80 83	
								174	A	UNI	53 57	
								309	H	UMKC	61 45	
								341	H	N.C. Central	99 58	
LAST 12 Division I GAMES:												
341	H	N.C. Central	99 58	20	H	Iowa	55 61	101	A	Vanderbilt	74 77	
174	A	UNI	53 57	166	A	Drake	80 83	83	N	Central Mich.	60 81	
164	H	South Dakota	81 76	162	N	Tulane	67 64	309	H	UMKC	61 45	

Non-Div I Games:

Iowa St.

Average RPI Win: 319		WON-LOST	WINNING	LAST 10	STRENGTH OF	OPP. STRENGTH	TEAM	ADJ.	CONF.	ADJ CONF.
Average RPI Loss: 222		RECORD	PCT. RANK	GAMES	SCHEDULE	OF SCHEDULE	RPI	RPI	RPI	RPI
DIV. I ONLY		2- 1	85	2- 1	348	259	305	305	29	29
DIV. I NON-CONF.		2- 1	85	2- 1	348	259	305	305	29	29
TOTALS	RPI 1-25	RPI 26-50		W-L RECORDS		RPI 51-100	RPI 101-150	RPI 150+		
2- 1	0- 0	0- 0		OVERALL		0- 0	0- 0	2- 1		
0- 1	0- 0	0- 0		HOME		0- 0	0- 0	0- 1		
2- 0	0- 0	0- 0		AWAY		0- 0	0- 0	2- 0		
0- 0	0- 0	0- 0		NEUTRAL		0- 0	0- 0	0- 0		
2- 1	0- 0	0- 0		NON-CONFERENCE		0- 0	0- 0	2- 1		
0- 1	0- 0	0- 0		HOME		0- 0	0- 0	0- 1		
2- 0	0- 0	0- 0		AWAY		0- 0	0- 0	2- 0		
0- 0	0- 0	0- 0		NEUTRAL		0- 0	0- 0	0- 0		
0- 0	0- 0	0- 0		CONFERENCE		0- 0	0- 0	0- 0		
0- 0	0- 0	0- 0		HOME		0- 0	0- 0	0- 0		
0- 0	0- 0	0- 0		AWAY		0- 0	0- 0	0- 0		
0- 0	0- 0	0- 0		NEUTRAL		0- 0	0- 0	0- 0		

RPI 1-25				RPI 26-50				RPI 51-100				RPI 101+				Team's RPI: 305	
RPI	S	Opponent	Score	RPI	S	Opponent	Score	RPI	S	Opponent	Score	RPI	S	Opponent	Score		
												222	H	Nicholls St.	64	90	
												315	A	Chicago St.	87	69	
												322	A	Ill.-Chicago	76	63	
LAST 12 Division I GAMES:																	
												222	H	Nicholls St.	64	90	
												315	A	Chicago St.	87	69	
												322	A	Ill.-Chicago	76	63	

Non-Div I Games:	Millsaps	79	41	Spring Hill	77	50	LSU-Shreveport	85	86
------------------	----------	----	----	-------------	----	----	----------------	----	----

Jackson St.

■ Loss, ■ Non-Conf, S Site, H Home A Away N Neutral



Average RPI Win:	197	WON-LOST	WINNING	LAST 10	STRENGTH OF	OPP. STRENGTH	TEAM	ADJ.	CONF.	ADJ CONF.
Average RPI Loss:	84	RECORD	PCT. RANK	GAMES	SCHEDULE	OF SCHEDULE	RPI	RPI	RPI	RPI
DIV. I ONLY	4- 4	165	4- 4	234	31	135	135	16	16	
DIV. I NON-CONF.	4- 4	165	4- 4	234	31	135	135	16	16	
TOTALS	RPI 1-25	RPI 26-50	W-L RECORDS	RPI 51-100	RPI 101-150	RPI 150+				
4- 4	0- 0	0- 0	OVERALL	1- 3	0- 0	3- 1				
2- 0	0- 0	0- 0	HOME	0- 0	0- 0	2- 0				
2- 4	0- 0	0- 0	AWAY	1- 3	0- 0	1- 1				
0- 0	0- 0	0- 0	NEUTRAL	0- 0	0- 0	0- 0				
4- 4	0- 0	0- 0	NON-CONFERENCE	1- 3	0- 0	3- 1				
2- 0	0- 0	0- 0	HOME	0- 0	0- 0	2- 0				
2- 4	0- 0	0- 0	AWAY	1- 3	0- 0	1- 1				
0- 0	0- 0	0- 0	NEUTRAL	0- 0	0- 0	0- 0				
0- 0	0- 0	0- 0	CONFERENCE	0- 0	0- 0	0- 0				
0- 0	0- 0	0- 0	HOME	0- 0	0- 0	0- 0				
0- 0	0- 0	0- 0	AWAY	0- 0	0- 0	0- 0				
0- 0	0- 0	0- 0	NEUTRAL	0- 0	0- 0	0- 0				

RPI 1-25			RPI 26-50			RPI 51-100			RPI 101+			Team's RPI: 135
RPI	S	Opponent	Score	RPI	S	Opponent	Score	RPI	S	Opponent	Score	
								54	A	NC State	44	64
								58	A	South Ala.	60	58
								60	A	Alabama	60	75
								66	A	Troy	88	89

Non-Div I Games: Flagler 79 52 Webber Int'l 64 43

Jacksonville

Loss, Non-Conf, S Site, H Home A Away N Neutral

Average RPI Win:	282	WON-LOST	WINNING	LAST 10	STRENGTH OF	OPP. STRENGTH	TEAM	ADJ.	CONF.	ADJ CONF.
Average RPI Loss:	55	RECORD	PCT. RANK	GAMES	SCHEDULE	OF SCHEDULE	RPI	RPI	RPI	RPI
DIV. I ONLY	3- 3	165	3- 3	109	216	123	123	25	25	
DIV. I NON-CONF.	3- 3	165	3- 3	109	216	123	123	25	25	
TOTALS	RPI 1-25	RPI 26-50	W-L RECORDS	RPI 51-100	RPI 101-150	RPI 150+				
3- 3	0- 1	0- 0	OVERALL	0- 2	0- 0	3- 0				
1- 1	0- 1	0- 0	HOME	0- 0	0- 0	1- 0				
1- 2	0- 0	0- 0	AWAY	0- 2	0- 0	1- 0				
1- 0	0- 0	0- 0	NEUTRAL	0- 0	0- 0	1- 0				
3- 3	0- 1	0- 0	NON-CONFERENCE	0- 2	0- 0	3- 0				
1- 1	0- 1	0- 0	HOME	0- 0	0- 0	1- 0				
1- 2	0- 0	0- 0	AWAY	0- 2	0- 0	1- 0				
1- 0	0- 0	0- 0	NEUTRAL	0- 0	0- 0	1- 0				
0- 0	0- 0	0- 0	CONFERENCE	0- 0	0- 0	0- 0				
0- 0	0- 0	0- 0	HOME	0- 0	0- 0	0- 0				
0- 0	0- 0	0- 0	AWAY	0- 0	0- 0	0- 0				
0- 0	0- 0	0- 0	NEUTRAL	0- 0	0- 0	0- 0				

RPI 1-25				RPI 26-50				RPI 51-100				RPI 101+ Team's RPI: 123			
RPI	S	Opponent	Score	RPI	S	Opponent	Score	RPI	S	Opponent	Score	RPI	S	Opponent	Score
8	H	Florida St.	51 75					69	A	Seton Hall	54 73	256	N	East Carolina	82 73
								88	A	Miami (OH)	55 58	264	A	New Orleans	59 54
												327	H	Rhode Island	63 53
LAST 12 Division I GAMES:															
		88	A	Miami (OH)	55	58		8	H	Florida St.	51	75			
		264	A	New Orleans	59	54									
		69	A	Seton Hall	54	73									
		256	N	East Carolina	82	73									
		327	H	Rhode Island	63	53									

Non-Div I Games: Stillman 93 38 Brewton-Parker 103 44

Jacksonville St.

Loss, Non-Conf, S Site, H Home A Away N Neutral

Average RPI Win:	<b>282</b>	WON-LOST	WINNING	LAST 10	STRENGTH OF	OPP. STRENGTH	TEAM	ADJ.	CONF.	ADJ CONF.
Average RPI Loss:	<b>23</b>	RECORD	PCT. RANK	GAMES	SCHEDULE	OF SCHEDULE	RPI	RPI	RPI	RPI
DIV. I ONLY	<b>3- 6</b>	<b>231</b>	<b>3- 6</b>	<b>34</b>	<b>28</b>	<b>121</b>	<b>121</b>	<b>10</b>	<b>10</b>	
DIV. I NON-CONF.	<b>3- 6</b>	<b>231</b>	<b>3- 6</b>	<b>34</b>	<b>28</b>	<b>121</b>	<b>121</b>	<b>10</b>	<b>10</b>	
TOTALS	RPI 1-25	RPI 26-50	W-L RECORDS	RPI 51-100	RPI 101-150	RPI 150+				
3- 6	0- 5	0- 0	OVERALL	0- 1	0- 0	3- 0				
2- 3	0- 2	0- 0	HOME	0- 1	0- 0	2- 0				
1- 2	0- 2	0- 0	AWAY	0- 0	0- 0	1- 0				
0- 1	0- 1	0- 0	NEUTRAL	0- 0	0- 0	0- 0				
3- 6	0- 5	0- 0	NON-CONFERENCE	0- 1	0- 0	3- 0				
2- 3	0- 2	0- 0	HOME	0- 1	0- 0	2- 0				
1- 2	0- 2	0- 0	AWAY	0- 0	0- 0	1- 0				
0- 1	0- 1	0- 0	NEUTRAL	0- 0	0- 0	0- 0				
0- 0	0- 0	0- 0	CONFERENCE	0- 0	0- 0	0- 0				
0- 0	0- 0	0- 0	HOME	0- 0	0- 0	0- 0				
0- 0	0- 0	0- 0	AWAY	0- 0	0- 0	0- 0				
0- 0	0- 0	0- 0	NEUTRAL	0- 0	0- 0	0- 0				

RPI 1-25				RPI 26-50				RPI 51-100				RPI 101+ Team's RPI: 121			
RPI	S	Opponent	Score	RPI	S	Opponent	Score	RPI	S	Opponent	Score	RPI	S	Opponent	Score
4	N	Villanova	57 <b>60</b>					92	H	Saint Joseph's	66 <b>73</b>	236	H	Liberty	58 47
8	H	Florida St.	63 <b>79</b>									290	H	Wagner	68 45
9	A	Tennessee	60 <b>89</b>									320	A	Vermont	68 56
12	A	St. John's (NY)	64 <b>81</b>												
14	H	Rutgers	63 <b>76</b>												
LAST 12 Division I GAMES:															
92	H	Saint Joseph's	66 <b>73</b>	12	A	St. John's (NY)	64 <b>81</b>								
9	A	Tennessee	60 <b>89</b>	236	H	Liberty	58 47								
290	H	Wagner	68 45	8	H	Florida St.	63 <b>79</b>								
14	H	Rutgers	63 <b>76</b>	320	A	Vermont	68 56								
				4	N	Villanova	57 <b>60</b>								

Non-Div I Games:

James Madison

  Loss, 
  Non-Conf, 
  S Site, 
  H Home 
  A Away 
N Neutral

Average RPI Win: 166		WON-LOST	WINNING	LAST 10	STRENGTH OF	OPP. STRENGTH	TEAM	ADJ.	CONF.	ADJ CONF.
Average RPI Loss: 91		RECORD	PCT. RANK	GAMES	SCHEDULE	OF SCHEDULE	RPI	RPI	RPI	RPI
DIV. I ONLY		8- 1	19	8- 1	134	127	53	53	5	5
DIV. I NON-CONF.		8- 1	19	8- 1	134	127	53	53	5	5
TOTALS	RPI 1-25	RPI 26-50		W-L RECORDS		RPI 51-100	RPI 101-150	RPI 150+		
8- 1	0- 0	0- 0		OVERALL		2- 1	1- 0	5- 0		
8- 1	0- 0	0- 0		HOME		2- 1	1- 0	5- 0		
0- 0	0- 0	0- 0		AWAY		0- 0	0- 0	0- 0		
0- 0	0- 0	0- 0		NEUTRAL		0- 0	0- 0	0- 0		
8- 1	0- 0	0- 0		NON-CONFERENCE		2- 1	1- 0	5- 0		
8- 1	0- 0	0- 0		HOME		2- 1	1- 0	5- 0		
0- 0	0- 0	0- 0		AWAY		0- 0	0- 0	0- 0		
0- 0	0- 0	0- 0		NEUTRAL		0- 0	0- 0	0- 0		
0- 0	0- 0	0- 0		CONFERENCE		0- 0	0- 0	0- 0		
0- 0	0- 0	0- 0		HOME		0- 0	0- 0	0- 0		
0- 0	0- 0	0- 0		AWAY		0- 0	0- 0	0- 0		
0- 0	0- 0	0- 0		NEUTRAL		0- 0	0- 0	0- 0		

RPI 1-25				RPI 26-50				RPI 51-100				Team's RPI: 53		RPI 101+			
RPI	S	Opponent	Score	RPI	S	Opponent	Score	RPI	S	Opponent	Score	RPI	S	Opponent	Score		
								71	H	Yale	81 75	114	H	Southeast Mo. St.	51 50		
								86	H	Arkansas	71 60	158	H	Campbell	66 48		
								91	H	Nebraska	49 66	168	H	Rice	73 65		
												182	H	Texas Southern	72 37		
												240	H	Delaware St.	81 49		
												309	H	UMKC	63 48		
LAST 12 Division I GAMES:																	
				114	H	Southeast Mo. St.	51 50	86	H	Arkansas	71 60						
				91	H	Nebraska	49 66	309	H	UMKC	63 48						
				158	H	Campbell	66 48	168	H	Rice	73 65						
								240	H	Delaware St.	81 49						
								71	H	Yale	81 75						
								182	H	Texas Southern	72 37						

Non-Div I Games:

## Kansas

■ Loss, ■ Non-Conf, S Site, H Home A Away N Neutral

Average RPI Win:	168	WON-LOST	WINNING	LAST 10	STRENGTH OF	OPP. STRENGTH	TEAM	ADJ.	CONF.	ADJ CONF.
Average RPI Loss:	37	RECORD	PCT. RANK	GAMES	SCHEDULE	OF SCHEDULE	RPI	RPI	RPI	RPI
DIV. I ONLY	6- 2	61	6- 2	11	251	18	18	5	5	
DIV. I NON-CONF.	6- 2	61	6- 2	11	251	18	18	5	5	
TOTALS	RPI 1-25	RPI 26-50	W-L RECORDS	RPI 51-100	RPI 101-150	RPI 150+				
6- 2	0- 0	0- 2	OVERALL	1- 0	2- 0	3- 0				
4- 0	0- 0	0- 0	HOME	0- 0	1- 0	3- 0				
1- 1	0- 0	0- 1	AWAY	0- 0	1- 0	0- 0				
1- 1	0- 0	0- 1	NEUTRAL	1- 0	0- 0	0- 0				
6- 2	0- 0	0- 2	NON-CONFERENCE	1- 0	2- 0	3- 0				
4- 0	0- 0	0- 0	HOME	0- 0	1- 0	3- 0				
1- 1	0- 0	0- 1	AWAY	0- 0	1- 0	0- 0				
1- 1	0- 0	0- 1	NEUTRAL	1- 0	0- 0	0- 0				
0- 0	0- 0	0- 0	CONFERENCE	0- 0	0- 0	0- 0				
0- 0	0- 0	0- 0	HOME	0- 0	0- 0	0- 0				
0- 0	0- 0	0- 0	AWAY	0- 0	0- 0	0- 0				
0- 0	0- 0	0- 0	NEUTRAL	0- 0	0- 0	0- 0				

RPI	S	Opponent	Score	RPI	S	Opponent	Score	RPI	S	Opponent	Score	RPI	S	Opponent	Score
33	A	Missouri	59 73	84	N	Penn St.	70 65	108	H	UT Arlington	70 56	126	A	North Texas	55 54
40	N	UCLA	55 64					163	H	Omaha	81 60	208	H	SFA	74 49
								321	H	Florida A&M	81 57				
LAST 12 Division I GAMES:															
108	H	UT Arlington	70 56	321	H	Florida A&M	81 57								
33	A	Missouri	59 73	163	H	Omaha	81 60								
84	N	Penn St.	70 65	208	H	SFA	74 49								
40	N	UCLA	55 64												
126	A	North Texas	55 54												

Non-Div I Games:

Kansas St.

Average RPI Win:	235	WON-LOST	WINNING	LAST 10	STRENGTH OF	OPP. STRENGTH	TEAM	ADJ.	CONF.	ADJ CONF.
Average RPI Loss:	103	RECORD	PCT. RANK	GAMES	SCHEDULE	OF SCHEDULE	RPI	RPI	RPI	RPI
DIV. I ONLY	2- 7	273	2- 7	68	200	198	198	16	16	
DIV. I NON-CONF.	2- 7	273	2- 7	68	200	198	198	16	16	
TOTALS	RPI 1-25	RPI 26-50	W-L RECORDS	RPI 51-100	RPI 101-150	RPI 150+				
2- 7	0- 0	0- 3	OVERALL	0- 1	0- 2	2- 1				
1- 1	0- 0	0- 0	HOME	0- 0	0- 0	1- 1				
1- 4	0- 0	0- 2	AWAY	0- 0	0- 2	1- 0				
0- 2	0- 0	0- 1	NEUTRAL	0- 1	0- 0	0- 0				
2- 7	0- 0	0- 3	NON-CONFERENCE	0- 1	0- 2	2- 1				
1- 1	0- 0	0- 0	HOME	0- 0	0- 0	1- 1				
1- 4	0- 0	0- 2	AWAY	0- 0	0- 2	1- 0				
0- 2	0- 0	0- 1	NEUTRAL	0- 1	0- 0	0- 0				
0- 0	0- 0	0- 0	CONFERENCE	0- 0	0- 0	0- 0				
0- 0	0- 0	0- 0	HOME	0- 0	0- 0	0- 0				
0- 0	0- 0	0- 0	AWAY	0- 0	0- 0	0- 0				
0- 0	0- 0	0- 0	NEUTRAL	0- 0	0- 0	0- 0				

RPI S	Opponent	Score	RPI S	Opponent	Score	RPI S	Opponent	Score	RPI S	Opponent	Score	Team's RPI: 198
37 N	Maryland	35 89	37 N	Maryland	35 89	98 N	Maine	39 75	109 A	Furman	59 78	
45 A	Georgia Tech	48 86	45 A	Georgia Tech	48 86				128 A	Clemson	28 41	
46 A	Ole Miss	63 92	46 A	Ole Miss	63 92				220 A	Presbyterian	60 51	
									249 H	Georgia St.	71 61	
									256 H	East Carolina	56 66	
LAST 12 Division I GAMES:												
37 N	Maryland	35 89	256 H	East Carolina	56 66							
220 A	Presbyterian	60 51	249 H	Georgia St.	71 61							
109 A	Furman	59 78	98 N	Maine	39 75							
45 A	Georgia Tech	48 86										
46 A	Ole Miss	63 92										
128 A	Clemson	28 41										

Non-Div I Games: Middle Ga. St. 81 65

Kennesaw St.

Average RPI Win:	288	WON-LOST	WINNING	LAST 10	STRENGTH OF	OPP. STRENGTH	TEAM	ADJ.	CONF.	ADJ CONF.
Average RPI Loss:	73	RECORD	PCT. RANK	GAMES	SCHEDULE	OF SCHEDULE	RPI	RPI	RPI	RPI
DIV. I ONLY	6- 5	160	5- 5	317	73	218	218	7	7	
DIV. I NON-CONF.	6- 5	160	6- 5	317	73	218	218	7	7	
TOTALS	RPI 1-25	RPI 26-50	W-L RECORDS	RPI 51-100	RPI 101-150	RPI 150+				
6- 5	0- 1	0- 2	OVERALL	0- 0	0- 2	6- 0				
1- 1	0- 0	0- 0	HOME	0- 0	0- 1	1- 0				
3- 1	0- 0	0- 0	AWAY	0- 0	0- 0	3- 0				
2- 3	0- 0	0- 2	NEUTRAL	0- 0	0- 1	2- 0				
6- 5	0- 1	0- 2	NON-CONFERENCE	0- 0	0- 2	6- 0				
1- 1	0- 0	0- 0	HOME	0- 0	0- 1	1- 0				
3- 1	0- 1	0- 0	AWAY	0- 0	0- 0	3- 0				
2- 3	0- 0	0- 2	NEUTRAL	0- 0	0- 1	2- 0				
0- 0	0- 0	0- 0	CONFERENCE	0- 0	0- 0	0- 0				
0- 0	0- 0	0- 0	HOME	0- 0	0- 0	0- 0				
0- 0	0- 0	0- 0	AWAY	0- 0	0- 0	0- 0				
0- 0	0- 0	0- 0	NEUTRAL	0- 0	0- 0	0- 0				

RPI 1-25				RPI 26-50				RPI 51-100				RPI 101+ Team's RPI: 218			
RPI	S	Opponent	Score	RPI	S	Opponent	Score	RPI	S	Opponent	Score	RPI	S	Opponent	Score
25	A	Michigan	41 54	27	N	FGCU	62 80					137	N	Gonzaga	57 77
				36	N	Stanford	54 79					141	H	Wright St.	60 72
												251	H	Detroit Mercy	82 74
												260	A	Eastern Ky.	65 57
												280	N	Memphis	70 55
												294	A	Youngstown St.	55 44
												299	N	Southeastern La.	81 60
												344	A	Northern Ky.	59 54
LAST 12 Division I GAMES:															
36	N	Stanford	54 79	25	A	Michigan	41 54								
299	N	Southeastern La.	81 60	141	H	Wright St.	60 72								
27	N	FGCU	62 80	260	A	Eastern Ky.	65 57								
294	A	Youngstown St.	55 44	251	H	Detroit Mercy	82 74								
344	A	Northern Ky.	59 54	280	N	Memphis	70 55								
				137	N	Gonzaga	57 77								

Non-Div I Games:

Kent St.

Average RPI Win:	210	WON-LOST	WINNING	LAST 10	STRENGTH OF	OPP. STRENGTH	TEAM	ADJ.	CONF.	ADJ CONF.
Average RPI Loss:	50	RECORD	PCT. RANK	GAMES	SCHEDULE	OF SCHEDULE	RPI	RPI	RPI	RPI
DIV. I ONLY	8- 3	74	7- 3	187	61	63	63	1	1	
DIV. I NON-CONF.	8- 3	74	8- 3	187	61	63	63	1	1	
TOTALS	RPI 1-25	RPI 26-50	W-L RECORDS	RPI 51-100	RPI 101-150	RPI 150+				
8- 3	0- 1	0- 1	OVERALL	2- 0	1- 1	5- 0				
6- 0	0- 0	0- 0	HOME	1- 0	1- 0	4- 0				
2- 3	0- 1	0- 1	AWAY	1- 0	0- 1	1- 0				
0- 0	0- 0	0- 0	NEUTRAL	0- 0	0- 0	0- 0				
8- 3	0- 1	0- 1	NON-CONFERENCE	2- 0	1- 1	5- 0				
6- 0	0- 0	0- 0	HOME	1- 0	1- 0	4- 0				
2- 3	0- 1	0- 1	AWAY	1- 0	0- 1	1- 0				
0- 0	0- 0	0- 0	NEUTRAL	0- 0	0- 0	0- 0				
0- 0	0- 0	0- 0	CONFERENCE	0- 0	0- 0	0- 0				
0- 0	0- 0	0- 0	HOME	0- 0	0- 0	0- 0				
0- 0	0- 0	0- 0	AWAY	0- 0	0- 0	0- 0				
0- 0	0- 0	0- 0	NEUTRAL	0- 0	0- 0	0- 0				

RPI 1-25				RPI 26-50				RPI 51-100				RPI 101+			
RPI	S	Opponent	Score	RPI	S	Opponent	Score	RPI	S	Opponent	Score	RPI	S	Opponent	Score
20	A	Baylor	63 90	27	A	FGCU	64 70	56	A	Washington St.	73 68	103	A	Miami (FL)	54 65
								97	H	Gardner-Webb	72 34	139	H	Sacramento St.	101 70
												225	H	Morehead St.	86 53
												255	H	Tennessee Tech	82 54
												284	H	Marshall	69 39
												303	A	Montana	71 54
												319	H	Evansville	100 62
LAST 12 Division I GAMES:															
103	A	Miami (FL)	54 65	27	A	FGCU	64 70	319	H	Evansville	100 62	255	H	Tennessee Tech	82 54
56	A	Washington St.	73 68	20	A	Baylor	63 90	284	H	Marshall	69 39	225	H	Morehead St.	86 53
303	A	Montana	71 54	97	H	Gardner-Webb	72 34								
97	H	Gardner-Webb	72 34	139	H	Sacramento St.	101 70								

Non-Div I Games:

Kentucky

■ Loss, 
 ■ Non-Conf, S Site, 
 ■ Home 
 ■ Away 
 N Neutral



Average RPI Win:	294	WON-LOST	WINNING	LAST 10	STRENGTH OF	OPP. STRENGTH	TEAM	ADJ.	CONF.	ADJ CONF.
Average RPI Loss:	123	RECORD	PCT. RANK	GAMES	SCHEDULE	OF SCHEDULE	RPI	RPI	RPI	RPI
DIV. I ONLY	4- 5	189	4- 5	252	253	213	213	27	27	
DIV. I NON-CONF.	4- 5	189	4- 5	252	253	213	213	27	27	
TOTALS	RPI 1-25	RPI 26-50	W-L RECORDS	RPI 51-100	RPI 101-150	RPI 150+				
4- 5	0- 1	0- 0	OVERALL	0- 2	0- 0	4- 2				
2- 1	0- 1	0- 0	HOME	0- 0	0- 0	2- 0				
2- 4	0- 0	0- 0	AWAY	0- 0	0- 0	2- 0				
0- 0	0- 0	0- 0	NEUTRAL	0- 0	0- 0	0- 0				
4- 5	0- 1	0- 0	NON-CONFERENCE	0- 2	0- 0	4- 2				
2- 1	0- 1	0- 0	HOME	0- 0	0- 0	2- 0				
2- 4	0- 0	0- 0	AWAY	0- 2	0- 0	2- 2				
0- 0	0- 0	0- 0	NEUTRAL	0- 0	0- 0	0- 0				
0- 0	0- 0	0- 0	CONFERENCE	0- 0	0- 0	0- 0				
0- 0	0- 0	0- 0	HOME	0- 0	0- 0	0- 0				
0- 0	0- 0	0- 0	AWAY	0- 0	0- 0	0- 0				
0- 0	0- 0	0- 0	NEUTRAL	0- 0	0- 0	0- 0				

RPI 1-25				RPI 26-50				RPI 51-100				RPI 101+ Team's RPI: 213			
RPI	S	Opponent	Score	RPI	S	Opponent	Score	RPI	S	Opponent	Score	RPI	S	Opponent	Score
25	H	Michigan	49 86					71	A	Yale	51 62	169	A	Army West Point	37 71
								73	A	George Mason	70 73	221	H	Lehigh	72 69
												277	A	Lafayette	53 69
												285	H	Saint Peter's	57 46
												329	A	NJIT	67 49
												342	A	UMBC	66 52
LAST 12 Division I GAMES:															
221	H	Lehigh	72 69	25	H	Michigan	49 86	329	A	NJIT	67 49	277	A	Lafayette	53 69
73	A	George Mason	70 73	71	A	Yale	51 62	169	A	Army West Point	37 71	342	A	UMBC	66 52
								285	H	Saint Peter's	57 46				

Non-Div I Games:

LIU Brooklyn

■ Loss, 
 ■ Non-Conf, S Site, 
 ■ Home 
 ■ Away 
 N Neutral

Average RPI Win:	218	WON-LOST	WINNING	LAST 10	STRENGTH OF	OPP. STRENGTH	TEAM	ADJ.	CONF.	ADJ CONF.
Average RPI Loss:	35	RECORD	PCT. RANK	GAMES	SCHEDULE	OF SCHEDULE	RPI	RPI	RPI	RPI
DIV. I ONLY	5- 3	103	5- 3	179	51	79	79	1	1	
DIV. I NON-CONF.	5- 3	103	5- 3	179	51	79	79	1	1	
TOTALS	RPI 1-25	RPI 26-50	W-L RECORDS	RPI 51-100	RPI 101-150	RPI 150+				
5- 3	0- 1	0- 1	OVERALL	0- 1	0- 0	5- 0				
2- 0	0- 0	0- 0	HOME	0- 0	0- 0	2- 0				
2- 2	0- 0	0- 1	AWAY	0- 1	0- 0	2- 0				
1- 1	0- 1	0- 0	NEUTRAL	0- 0	0- 0	1- 0				
5- 3	0- 1	0- 1	NON-CONFERENCE	0- 1	0- 0	5- 0				
2- 0	0- 0	0- 0	HOME	0- 0	0- 0	2- 0				
2- 2	0- 0	0- 1	AWAY	0- 1	0- 0	2- 0				
1- 1	0- 1	0- 0	NEUTRAL	0- 0	0- 0	1- 0				
0- 0	0- 0	0- 0	CONFERENCE	0- 0	0- 0	0- 0				
0- 0	0- 0	0- 0	HOME	0- 0	0- 0	0- 0				
0- 0	0- 0	0- 0	AWAY	0- 0	0- 0	0- 0				
0- 0	0- 0	0- 0	NEUTRAL	0- 0	0- 0	0- 0				

RPI 1-25				RPI 26-50				RPI 51-100				Team's RPI: 79	RPI 101+			
RPI	S	Opponent	Score	RPI	S	Opponent	Score	RPI	S	Opponent	Score		RPI	S	Opponent	Score
13	N	Texas	66 75	26	A	South Fla.	55 61	65	A	Northern Colo.	50 58		162	A	Tulane	73 50
													167	N	Saint Louis	71 59
													222	H	Nicholls St.	65 50
													238	A	Texas Tech	48 40
													299	H	Southeastern La.	84 56
LAST 12 Division I GAMES:																
				162	A	Tulane	73 50	65	A	Northern Colo.	50 58					
				238	A	Texas Tech	48 40	299	H	Southeastern La.	84 56					
				167	N	Saint Louis	71 59	26	A	South Fla.	55 61					
				13	N	Texas	66 75									
				222	H	Nicholls St.	65 50									

Non-Div I Games:

LSU

Average RPI Win:	214	WON-LOST	WINNING	LAST 10	STRENGTH OF	OPP. STRENGTH	TEAM	ADJ.	CONF.	ADJ CONF.
Average RPI Loss:	134	RECORD	PCT. RANK	GAMES	SCHEDULE	OF SCHEDULE	RPI	RPI	RPI	RPI
DIV. I ONLY	4- 6	214	4- 6	137	242	176	176	13	13	
DIV. I NON-CONF.	4- 6	214	4- 6	137	242	176	176	13	13	
TOTALS	RPI 1-25	RPI 26-50	W-L RECORDS	RPI 51-100	RPI 101-150	RPI 150+				
4- 6	0- 0	0- 0	OVERALL	0- 1	0- 4	4- 1				
1- 2	0- 0	0- 0	HOME	0- 0	0- 1	1- 1				
2- 4	0- 0	0- 0	AWAY	0- 1	0- 3	2- 0				
1- 0	0- 0	0- 0	NEUTRAL	0- 0	0- 0	1- 0				
4- 6	0- 0	0- 0	NON-CONFERENCE	0- 1	0- 4	4- 1				
1- 2	0- 0	0- 0	HOME	0- 0	0- 1	1- 1				
2- 4	0- 0	0- 0	AWAY	0- 1	0- 3	2- 0				
1- 0	0- 0	0- 0	NEUTRAL	0- 0	0- 0	1- 0				
0- 0	0- 0	0- 0	CONFERENCE	0- 0	0- 0	0- 0				
0- 0	0- 0	0- 0	HOME	0- 0	0- 0	0- 0				
0- 0	0- 0	0- 0	AWAY	0- 0	0- 0	0- 0				
0- 0	0- 0	0- 0	NEUTRAL	0- 0	0- 0	0- 0				

RPI 1-25			RPI 26-50			RPI 51-100			RPI 101+			Team's RPI: 176
RPI	S	Opponent	Score	RPI	S	Opponent	Score	RPI	S	Opponent	Score	
						52 A Drexel	54 79			104 H Temple	52 69	
										112 A American	48 66	
										118 A Wisconsin	60 71	
										126 A North Texas	44 70	
										159 N New Hampshire	59 51	
										197 H Penn	66 59	
										221 A Lehigh	69 61	
										277 A Lafayette	74 47	
										292 H Rider	55 76	
LAST 12 Division I GAMES:												
197	H	Penn	66	59	126	A North Texas	44	70				
221	A	Lehigh	69	61	292	H Rider	55	76				
159	N	New Hampshire	59	51	118	A Wisconsin	60	71				
104	H	Temple	52	69	277	A Lafayette	74	47				
52	A	Drexel	54	79								
112	A	American	48	66								

Non-Div I Games:

La Salle

Average RPI Win:	0	WON-LOST	WINNING	LAST 10	STRENGTH OF	OPP. STRENGTH	TEAM	ADJ.	CONF.	ADJ CONF.
Average RPI Loss:	239	RECORD	PCT. RANK	GAMES	SCHEDULE	OF SCHEDULE	RPI	RPI	RPI	RPI
DIV. I ONLY	0- 4	328	0- 4	346	304	349	349	23	23	
DIV. I NON-CONF.	0- 4	328	0- 4	346	304	349	349	23	23	
TOTALS	RPI 1-25	RPI 26-50	W-L RECORDS	RPI 51-100	RPI 101-150	RPI 150+				
0- 4	0- 0	0- 0	OVERALL	0- 0	0- 1	0- 3				
0- 1	0- 0	0- 0	HOME	0- 0	0- 0	0- 1				
0- 3	0- 0	0- 0	AWAY	0- 0	0- 0	0- 0				
0- 0	0- 0	0- 0	NEUTRAL	0- 0	0- 0	0- 0				
0- 4	0- 0	0- 0	NON-CONFERENCE	0- 0	0- 1	0- 3				
0- 1	0- 0	0- 0	HOME	0- 0	0- 0	0- 1				
0- 3	0- 0	0- 0	AWAY	0- 0	0- 1	0- 2				
0- 0	0- 0	0- 0	NEUTRAL	0- 0	0- 0	0- 0				
0- 0	0- 0	0- 0	CONFERENCE	0- 0	0- 0	0- 0				
0- 0	0- 0	0- 0	HOME	0- 0	0- 0	0- 0				
0- 0	0- 0	0- 0	AWAY	0- 0	0- 0	0- 0				
0- 0	0- 0	0- 0	NEUTRAL	0- 0	0- 0	0- 0				

RPI 1-25			RPI 26-50			RPI 51-100			RPI 101+			Team's RPI: 349
RPI	S	Opponent	Score	RPI	S	Opponent	Score	RPI	S	Opponent	Score	
								129	A	Auburn	41	67
								237	A	Grambling	52	61
								250	H	Northwestern St.	48	70
								339	A	McNeese	61	65
LAST 12 Division I GAMES:												
								250	H	Northwestern St.	48	70
								129	A	Auburn	41	67
								339	A	McNeese	61	65
								237	A	Grambling	52	61

Non-Div I Games: Millsaps 73 41 Centenary (LA) 90 53

La.-Monroe

## Lafayette

Through Games Of Dec. 10, 2017

Average RPI Win:	271	WON-LOST	WINNING	LAST 10	STRENGTH OF	OPP. STRENGTH	TEAM	ADJ.	CONF.	ADJ CONF.
Average RPI Loss:	157	RECORD	PCT. RANK	GAMES	SCHEDULE	OF SCHEDULE	RPI	RPI	RPI	RPI
DIV. I ONLY	3- 6	231	3- 6	274	228	277	277	18	18	
DIV. I NON-CONF.	3- 6	231	3- 6	274	228	277	277	18	18	
TOTALS	RPI 1-25	RPI 26-50	W-L RECORDS	RPI 51-100	RPI 101-150	RPI 150+				
3- 6	0- 1	0- 0	OVERALL	0- 1	0- 0	3- 4				
2- 2	0- 1	0- 0	HOME	0- 0	0- 0	2- 1				
1- 4	0- 0	0- 0	AWAY	0- 1	0- 0	1- 3				
0- 0	0- 0	0- 0	NEUTRAL	0- 0	0- 0	0- 0				
3- 6	0- 1	0- 0	NON-CONFERENCE	0- 1	0- 0	3- 4				
2- 2	0- 1	0- 0	HOME	0- 0	0- 0	2- 1				
1- 4	0- 0	0- 0	AWAY	0- 1	0- 0	1- 3				
0- 0	0- 0	0- 0	NEUTRAL	0- 0	0- 0	0- 0				
0- 0	0- 0	0- 0	CONFERENCE	0- 0	0- 0	0- 0				
0- 0	0- 0	0- 0	HOME	0- 0	0- 0	0- 0				
0- 0	0- 0	0- 0	AWAY	0- 0	0- 0	0- 0				
0- 0	0- 0	0- 0	NEUTRAL	0- 0	0- 0	0- 0				

RPI 1-25			RPI 26-50			RPI 51-100			RPI 101+			Team's RPI: 277
RPI	S	Opponent	Score	RPI	S	Opponent	Score	RPI	S	Opponent	Score	
19	H	Princeton	45 53					52	A	Drexel	37 52	
								176	H	La Salle	47 74	
								197	A	Penn	42 55	
								210	A	Robert Morris	42 63	
								213	H	LIU Brooklyn	69 53	
								285	A	Saint Peter's	61 64	
								292	H	Rider	60 45	
								308	A	Cornell	59 58	
LAST 12 Division I GAMES:												
19	H	Princeton	45 53	210	A	Robert Morris	42 63					
52	A	Drexel	37 52	285	A	Saint Peter's	61 64					
308	A	Cornell	59 58	176	H	La Salle	47 74					
213	H	LIU Brooklyn	69 53									
292	H	Rider	60 45									
197	A	Penn	42 55									

Non-Div I Games:

Lafayette

■ Loss, 
 ■ Non-Conf, 
 S Site, 
 ■ Home 
 ■ Away 
 N Neutral

Average RPI Win:	161	WON-LOST	WINNING	LAST 10	STRENGTH OF	OPP. STRENGTH	TEAM	ADJ.	CONF.	ADJ CONF.
Average RPI Loss:	92	RECORD	PCT. RANK	GAMES	SCHEDULE	OF SCHEDULE	RPI	RPI	RPI	RPI
DIV. I ONLY	1- 4	286	1- 4	41	82	157	157	26	26	
DIV. I NON-CONF.	1- 4	286	1- 4	41	82	157	157	26	26	
TOTALS	RPI 1-25	RPI 26-50	W-L RECORDS	RPI 51-100	RPI 101-150	RPI 150+				
1- 4	0- 1	0- 1	OVERALL	0- 1	0- 0	1- 1				
0- 0	0- 0	0- 0	HOME	0- 0	0- 0	0- 0				
0- 3	0- 1	0- 1	AWAY	0- 0	0- 0	0- 1				
1- 1	0- 0	0- 0	NEUTRAL	0- 1	0- 0	1- 0				
1- 4	0- 1	0- 1	NON-CONFERENCE	0- 1	0- 0	1- 1				
0- 0	0- 0	0- 0	HOME	0- 0	0- 0	0- 0				
0- 3	0- 1	0- 1	AWAY	0- 0	0- 0	0- 1				
1- 1	0- 0	0- 0	NEUTRAL	0- 1	0- 0	1- 0				
0- 0	0- 0	0- 0	CONFERENCE	0- 0	0- 0	0- 0				
0- 0	0- 0	0- 0	HOME	0- 0	0- 0	0- 0				
0- 0	0- 0	0- 0	AWAY	0- 0	0- 0	0- 0				
0- 0	0- 0	0- 0	NEUTRAL	0- 0	0- 0	0- 0				

RPI 1-25				RPI 26-50				RPI 51-100				RPI 101+ Team's RPI: 157			
RPI	S	Opponent	Score	RPI	S	Opponent	Score	RPI	S	Opponent	Score	RPI	S	Opponent	Score
20	A	Baylor	62 121	44	A	Purdue	64 79	72	N	North Dakota	70 73	161	N	Northern Ill.	90 80
												232	A	Pacific	75 80
LAST 12 Division I GAMES:															
				20	A	Baylor	62 121	232	A	Pacific	75 80				
								161	N	Northern Ill.	90 80				
								72	N	North Dakota	70 73				
								44	A	Purdue	64 79				

Non-Div I Games: Howard Payne 101 37 Schreiner 116 37 Louisiana Col. 93 62 S'western Assemblie92 49  
Lamar University

Average RPI Win:	273	WON-LOST	WINNING	LAST 10	STRENGTH OF	OPP. STRENGTH	TEAM	ADJ.	CONF.	ADJ CONF.
Average RPI Loss:	128	RECORD	PCT. RANK	GAMES	SCHEDULE	OF SCHEDULE	RPI	RPI	RPI	RPI
DIV. I ONLY	5- 5	165	5- 4	282	168	221	221	18	18	
DIV. I NON-CONF.	5- 5	165	5- 5	282	168	221	221	18	18	
TOTALS	RPI 1-25	RPI 26-50	W-L RECORDS	RPI 51-100	RPI 101-150	RPI 150+				
5- 5	0- 1	0- 0	OVERALL	0- 1	0- 0	5- 3				
3- 1	0- 0	0- 0	HOME	0- 0	0- 0	3- 1				
2- 3	0- 0	0- 0	AWAY	0- 1	0- 0	2- 2				
0- 1	0- 1	0- 0	NEUTRAL	0- 0	0- 0	0- 0				
5- 5	0- 1	0- 0	NON-CONFERENCE	0- 1	0- 0	5- 3				
3- 1	0- 0	0- 0	HOME	0- 0	0- 0	3- 1				
2- 3	0- 0	0- 0	AWAY	0- 1	0- 0	2- 2				
0- 1	0- 1	0- 0	NEUTRAL	0- 0	0- 0	0- 0				
0- 0	0- 0	0- 0	CONFERENCE	0- 0	0- 0	0- 0				
0- 0	0- 0	0- 0	HOME	0- 0	0- 0	0- 0				
0- 0	0- 0	0- 0	AWAY	0- 0	0- 0	0- 0				
0- 0	0- 0	0- 0	NEUTRAL	0- 0	0- 0	0- 0				

RPI	S	Opponent	Score	RPI	S	Opponent	Score	RPI	S	Opponent	Score	RPI	S	Opponent	Score	Team's RPI: 221
4	N	Villanova	42 62					59	A	Minnesota	73 107	176	H	La Salle	61 69	
												188	A	Sacred Heart	55 65	
												205	A	Monmouth	75 57	
												213	A	LIU Brooklyn	69 72	
												235	H	Fairfield	56 53	
												289	H	Mt. St. Mary's	75 71	
												308	A	Cornell	62 57	
												329	H	NJIT	64 50	
LAST 12 Division I GAMES:																
213	A	LIU Brooklyn	69 72	235	H	Fairfield	56 53	308	A	Cornell	62 57	4	N	Villanova	42 62	
329	H	NJIT	64 50	59	A	Minnesota	73 107	205	A	Monmouth	75 57					
188	A	Sacred Heart	55 65													
289	H	Mt. St. Mary's	75 71													
176	H	La Salle	61 69													

Non-Div I Games: Mansfield 77 47

Lehigh

■ Loss, 
 ■ Non-Conf, 
 ■ S Site, 
 ■ H Home 
 ■ A Away 
 N Neutral

Liberty

Through Games Of Dec. 10, 2017

Average RPI Win:	306	WON-LOST	WINNING	LAST 10	STRENGTH OF	OPP. STRENGTH	TEAM	ADJ.	CONF.	ADJ CONF.
Average RPI Loss:	121	RECORD	PCT. RANK	GAMES	SCHEDULE	OF SCHEDULE	RPI	RPI	RPI	RPI
DIV. I ONLY	2- 5	248	0- 1	211	198	236	236	31	31	
DIV. I NON-CONF.	2- 5	248	0- 1	211	198	236	236	31	31	
TOTALS	RPI 1-25	RPI 26-50	W-L RECORDS	RPI 51-100	RPI 101-150	RPI 150+				
2- 5	0- 1	0- 1	OVERALL	0- 0	0- 1	2- 2				
1- 0	0- 0	0- 0	HOME	0- 0	0- 0	1- 0				
1- 4	0- 1	0- 0	AWAY	0- 0	0- 1	1- 2				
0- 1	0- 0	0- 1	NEUTRAL	0- 0	0- 0	0- 0				
2- 5	0- 1	0- 1	NON-CONFERENCE	0- 0	0- 1	2- 2				
1- 0	0- 0	0- 0	HOME	0- 0	0- 0	1- 0				
1- 4	0- 1	0- 0	AWAY	0- 0	0- 1	1- 2				
0- 1	0- 0	0- 1	NEUTRAL	0- 0	0- 0	0- 0				
0- 0	0- 0	0- 0	CONFERENCE	0- 0	0- 0	0- 0				
0- 0	0- 0	0- 0	HOME	0- 0	0- 0	0- 0				
0- 0	0- 0	0- 0	AWAY	0- 0	0- 0	0- 0				
0- 0	0- 0	0- 0	NEUTRAL	0- 0	0- 0	0- 0				

RPI 1-25				RPI 26-50				RPI 51-100				RPI 101+ Team's RPI: 236			
RPI	S	Opponent	Score	RPI	S	Opponent	Score	RPI	S	Opponent	Score	RPI	S	Opponent	Score
25	A	Michigan	50 74	34	N	Houston	68 75					121	A	James Madison	47 58
												166	A	Drake	68 96
												259	A	Massachusetts	61 64
												274	H	Valparaiso	61 40
												338	A	Old Dominion	63 55
LAST 12 Division I GAMES:															
121	A	James Madison	47 58	166	A	Drake	68 96								
274	H	Valparaiso	61 40												
259	A	Massachusetts	61 64												
34	N	Houston	68 75												
25	A	Michigan	50 74												
338	A	Old Dominion	63 55												

Non-Div I Games: Limestone 68 38

Liberty

Loss, Non-Conf, S Site, H Home A Away N Neutral



Average RPI Win:	341	WON-LOST	WINNING	LAST 10	STRENGTH OF	OPP. STRENGTH	TEAM	ADJ.	CONF.	ADJ CONF.
Average RPI Loss:	124	RECORD	PCT. RANK	GAMES	SCHEDULE	OF SCHEDULE	RPI	RPI	RPI	RPI
DIV. I ONLY	2- 8	286	2- 8	132	306	267	267	16	16	
DIV. I NON-CONF.	2- 8	286	2- 8	132	306	267	267	16	16	
TOTALS	RPI 1-25	RPI 26-50	W-L RECORDS	RPI 51-100	RPI 101-150	RPI 150+				
2- 8	0- 0	0- 2	OVERALL	0- 2	0- 1	2- 3				
1- 4	0- 0	0- 0	HOME	0- 2	0- 0	1- 2				
1- 4	0- 0	0- 2	AWAY	0- 0	0- 1	1- 1				
0- 0	0- 0	0- 0	NEUTRAL	0- 0	0- 0	0- 0				
2- 8	0- 0	0- 2	NON-CONFERENCE	0- 2	0- 1	2- 3				
1- 4	0- 0	0- 0	HOME	0- 2	0- 0	1- 2				
1- 4	0- 0	0- 2	AWAY	0- 0	0- 1	1- 1				
0- 0	0- 0	0- 0	NEUTRAL	0- 0	0- 0	0- 0				
0- 0	0- 0	0- 0	CONFERENCE	0- 0	0- 0	0- 0				
0- 0	0- 0	0- 0	HOME	0- 0	0- 0	0- 0				
0- 0	0- 0	0- 0	AWAY	0- 0	0- 0	0- 0				
0- 0	0- 0	0- 0	NEUTRAL	0- 0	0- 0	0- 0				

RPI 1-25				RPI 26-50				RPI 51-100				RPI 101+ Team's RPI: 267			
RPI	S	Opponent	Score	RPI	S	Opponent	Score	RPI	S	Opponent	Score	RPI	S	Opponent	Score
				39	A	Butler	58 70	60	H	Alabama	51 73	119	A	Middle Tenn.	48 72
				49	A	Ball St.	46 84	78	H	Belmont	59 91	200	H	Austin Peay	63 71
												224	A	Col. of Charleston	69 85
												225	H	Morehead St.	55 75
												336	H	Murray St.	65 64
												345	A	Charleston So.	58 54
LAST 12 Division I GAMES:															
				39	A	Butler	58 70	60	H	Alabama	51 73				
				49	A	Ball St.	46 84	78	H	Belmont	59 91				
				345	A	Charleston So.	58 54	225	H	Morehead St.	55 75				
				224	A	Col. of Charleston	69 85	200	H	Austin Peay	63 71				
								336	H	Murray St.	65 64				
								119	A	Middle Tenn.	48 72				

Non-Div I Games:

Lipscomb

■ Loss, 
 ■ Non-Conf, 
 ■ S Site, 
 ■ H Home 
 ■ A Away 
 N Neutral

Little Rock

Through Games Of Dec. 10, 2017

Average RPI Win:	198	WON-LOST	WINNING	LAST 10	STRENGTH OF	OPP. STRENGTH	TEAM	ADJ.	CONF.	ADJ CONF.
Average RPI Loss:	129	RECORD	PCT. RANK	GAMES	SCHEDULE	OF SCHEDULE	RPI	RPI	RPI	RPI
DIV. I ONLY	3- 6	231	3- 6	162	72	233	233	23	23	
DIV. I NON-CONF.	3- 6	231	3- 6	162	72	233	233	23	23	
TOTALS	RPI 1-25	RPI 26-50	W-L RECORDS	RPI 51-100	RPI 101-150	RPI 150+				
3- 6	0- 1	0- 1	OVERALL	1- 0	0- 0	2- 4				
3- 2	0- 0	0- 0	HOME	1- 0	0- 0	2- 2				
0- 4	0- 1	0- 1	AWAY	0- 0	0- 0	0- 2				
0- 0	0- 0	0- 0	NEUTRAL	0- 0	0- 0	0- 0				
3- 6	0- 1	0- 1	NON-CONFERENCE	1- 0	0- 0	2- 4				
3- 2	0- 0	0- 0	HOME	1- 0	0- 0	2- 2				
0- 4	0- 1	0- 1	AWAY	0- 0	0- 0	0- 2				
0- 0	0- 0	0- 0	NEUTRAL	0- 0	0- 0	0- 0				
0- 0	0- 0	0- 0	CONFERENCE	0- 0	0- 0	0- 0				
0- 0	0- 0	0- 0	HOME	0- 0	0- 0	0- 0				
0- 0	0- 0	0- 0	AWAY	0- 0	0- 0	0- 0				
0- 0	0- 0	0- 0	NEUTRAL	0- 0	0- 0	0- 0				

RPI 1-25			RPI 26-50			RPI 51-100			RPI 101+			Team's RPI: 233
RPI	S	Opponent	Score	RPI	S	Opponent	Score	RPI	S	Opponent	Score	
6	A	Mississippi St.	48 86	41	A	Texas A&M	49 66	62	H	Oklahoma	68 56	154 H Louisiana Tech 49 58
												167 A Saint Louis 45 48
												168 A Rice 51 58
												239 H Tulsa 61 74
												252 H Missouri St. 63 51
												280 H Memphis 86 57
LAST 12 Division I GAMES:												
6	A	Mississippi St.	48 86	252	H	Missouri St.	63 51	167	A	Saint Louis	45 48	
154	H	Louisiana Tech	49 58	62	H	Oklahoma	68 56	168	A	Rice	51 58	
280	H	Memphis	86 57	41	A	Texas A&M	49 66	239	H	Tulsa	61 74	

Non-Div I Games:

Little Rock

Loss, Non-Conf, S Site, H Home A Away N Neutral

Average RPI Win:	313	WON-LOST	WINNING	LAST 10	STRENGTH OF	OPP. STRENGTH	TEAM	ADJ.	CONF.	ADJ CONF.
Average RPI Loss:	157	RECORD	PCT. RANK	GAMES	SCHEDULE	OF SCHEDULE	RPI	RPI	RPI	RPI
DIV. I ONLY	2- 7	273	2- 7	223	286	273	273	22	22	
DIV. I NON-CONF.	2- 7	273	2- 7	223	286	273	273	22	22	
TOTALS	RPI 1-25	RPI 26-50	W-L RECORDS	RPI 51-100	RPI 101-150	RPI 150+				
2- 7	0- 0	0- 1	OVERALL	0- 0	0- 3	2- 3				
0- 3	0- 0	0- 0	HOME	0- 0	0- 2	0- 1				
2- 3	0- 0	0- 0	AWAY	0- 0	0- 0	2- 0				
0- 1	0- 0	0- 0	NEUTRAL	0- 0	0- 0	0- 1				
2- 7	0- 0	0- 1	NON-CONFERENCE	0- 0	0- 3	2- 3				
0- 3	0- 0	0- 0	HOME	0- 0	0- 2	0- 1				
2- 3	0- 0	0- 1	AWAY	0- 0	0- 1	2- 1				
0- 1	0- 0	0- 0	NEUTRAL	0- 0	0- 0	0- 1				
0- 0	0- 0	0- 0	CONFERENCE	0- 0	0- 0	0- 0				
0- 0	0- 0	0- 0	HOME	0- 0	0- 0	0- 0				
0- 0	0- 0	0- 0	AWAY	0- 0	0- 0	0- 0				
0- 0	0- 0	0- 0	NEUTRAL	0- 0	0- 0	0- 0				

RPI 1-25			RPI 26-50			RPI 51-100			RPI 101+			Team's RPI: 273
RPI	S	Opponent	Score	RPI	S	Opponent	Score	RPI	S	Opponent	Score	
				29	A	Southern California	60 75					
								113	H	Pepperdine	71 83	
								124	H	Montana St.	51 62	
								144	A	San Diego	40 74	
								153	H	Loyola Marymount	69 84	
								234	N	Oral Roberts	58 64	
								302	A	Grand Canyon	65 63	
								303	A	Montana	60 67	
								324	A	Arizona	80 72	
LAST 12 Division I GAMES:												
302	A	Grand Canyon	65 63	29	A	Southern California	60 75					
303	A	Montana	60 67	153	H	Loyola Marymount	69 84					
234	N	Oral Roberts	58 64	124	H	Montana St.	51 62					
324	A	Arizona	80 72	113	H	Pepperdine	71 83					
144	A	San Diego	40 74									

Non-Div I Games:

Long Beach St.

■ Loss, 
 ■ Non-Conf, 
 ■ S Site, 
 ■ H Home 
 ■ A Away 
 N Neutral

Average RPI Win:	343	WON-LOST	WINNING	LAST 10	STRENGTH OF	OPP. STRENGTH	TEAM	ADJ.	CONF.	ADJ CONF.
Average RPI Loss:	273	RECORD	PCT. RANK	GAMES	SCHEDULE	OF SCHEDULE	RPI	RPI	RPI	RPI
DIV. I ONLY	1- 6	297	1- 6	347	329	348	348	31	31	
DIV. I NON-CONF.	1- 6	297	1- 6	347	329	348	348	31	31	
TOTALS	RPI 1-25	RPI 26-50	W-L RECORDS	RPI 51-100	RPI 101-150	RPI 150+				
1- 6	0- 0	0- 0	OVERALL	0- 0	0- 0	1- 6				
1- 2	0- 0	0- 0	HOME	0- 0	0- 0	1- 2				
0- 4	0- 0	0- 0	AWAY	0- 0	0- 0	0- 0				
0- 0	0- 0	0- 0	NEUTRAL	0- 0	0- 0	0- 0				
1- 6	0- 0	0- 0	NON-CONFERENCE	0- 0	0- 0	1- 6				
1- 2	0- 0	0- 0	HOME	0- 0	0- 0	1- 2				
0- 4	0- 0	0- 0	AWAY	0- 0	0- 0	0- 4				
0- 0	0- 0	0- 0	NEUTRAL	0- 0	0- 0	0- 0				
0- 0	0- 0	0- 0	CONFERENCE	0- 0	0- 0	0- 0				
0- 0	0- 0	0- 0	HOME	0- 0	0- 0	0- 0				
0- 0	0- 0	0- 0	AWAY	0- 0	0- 0	0- 0				
0- 0	0- 0	0- 0	NEUTRAL	0- 0	0- 0	0- 0				

RPI 1-25			RPI 26-50			RPI 51-100			RPI 101+			Team's RPI: 348
RPI	S	Opponent	Score	RPI	S	Opponent	Score	RPI	S	Opponent	Score	
								207	H	Fairleigh Dickinson	52	72
								240	A	Delaware St.	56	60
								274	H	Valparaiso	68	81
								284	A	Marshall	45	90
								290	A	Wagner	43	60
								341	A	N.C. Central	75	87
								343	H	UMass Lowell	84	82
LAST 12 Division I GAMES:												
240	A	Delaware St.	56	60	290	A	Wagner	43	60			
207	H	Fairleigh Dickinson	52	72	274	H	Valparaiso	68	81			
343	H	UMass Lowell	84	82								
341	A	N.C. Central	75	87								
284	A	Marshall	45	90								

Non-Div I Games:

Longwood

## Louisiana

Through Games Of Dec. 10, 2017

Average RPI Win:	291	WON-LOST	WINNING	LAST 10	STRENGTH OF	OPP. STRENGTH	TEAM	ADJ.	CONF.	ADJ CONF.
Average RPI Loss:	75	RECORD	PCT. RANK	GAMES	SCHEDULE	OF SCHEDULE	RPI	RPI	RPI	RPI
DIV. I ONLY	3- 5	220	3- 5	115	116	194	194	23	23	
DIV. I NON-CONF.	3- 5	220	3- 5	115	116	194	194	23	23	
TOTALS	RPI 1-25	RPI 26-50	W-L RECORDS	RPI 51-100	RPI 101-150	RPI 150+				
3- 5	0- 1	0- 2	OVERALL	0- 0	0- 1	3- 1				
2- 1	0- 0	0- 0	HOME	0- 0	0- 1	2- 0				
0- 2	0- 0	0- 2	AWAY	0- 0	0- 0	0- 0				
1- 2	0- 1	0- 0	NEUTRAL	0- 0	0- 0	1- 1				
3- 5	0- 1	0- 2	NON-CONFERENCE	0- 0	0- 1	3- 1				
2- 1	0- 0	0- 0	HOME	0- 0	0- 1	2- 0				
0- 2	0- 0	0- 2	AWAY	0- 0	0- 0	0- 0				
1- 2	0- 1	0- 0	NEUTRAL	0- 0	0- 0	1- 1				
0- 0	0- 0	0- 0	CONFERENCE	0- 0	0- 0	0- 0				
0- 0	0- 0	0- 0	HOME	0- 0	0- 0	0- 0				
0- 0	0- 0	0- 0	AWAY	0- 0	0- 0	0- 0				
0- 0	0- 0	0- 0	NEUTRAL	0- 0	0- 0	0- 0				

RPI 1-25				RPI 26-50				RPI 51-100				RPI 101+				Team's RPI: 194	
RPI	S	Opponent	Score	RPI	S	Opponent	Score	RPI	S	Opponent	Score	RPI	S	Opponent	Score		
6	N	Mississippi St.	37 94	31	A	Toledo	55 79					129	H	Auburn	60 70		
				41	A	Texas A&M	62 83					170	N	Cleveland St.	45 54		
												264	H	New Orleans	66 57		
												271	N	Niagara	68 52		
												339	H	McNeese	98 86		
LAST 12 Division I GAMES:																	
				129	H	Auburn	60 70	339	H	McNeese	98 86						
				264	H	New Orleans	66 57	6	N	Mississippi St.	37 94						
								170	N	Cleveland St.	45 54						
								271	N	Niagara	68 52						
								31	A	Toledo	55 79						
								41	A	Texas A&M	62 83						

Non-Div I Games: Dillard

53

60

Louisiana

Loss,
Non-Conf,
S Site,
H Home
A Away
N Neutral

Average RPI Win:	209	WON-LOST	WINNING	LAST 10	STRENGTH OF	OPP. STRENGTH	TEAM	ADJ.	CONF.	ADJ CONF.
Average RPI Loss:	135	RECORD	PCT. RANK	GAMES	SCHEDULE	OF SCHEDULE	RPI	RPI	RPI	RPI
DIV. I ONLY	4- 4	165	4- 4	141	203	154	154	19	19	
DIV. I NON-CONF.	4- 4	165	4- 4	141	203	154	154	19	19	
TOTALS	RPI 1-25	RPI 26-50	W-L RECORDS	RPI 51-100	RPI 101-150	RPI 150+				
4- 4	0- 1	0- 0	OVERALL	1- 0	0- 2	3- 1				
2- 1	0- 0	0- 0	HOME	0- 0	0- 1	2- 0				
1- 2	0- 1	0- 0	AWAY	0- 0	0- 1	1- 0				
1- 1	0- 0	0- 0	NEUTRAL	1- 0	0- 0	0- 1				
4- 4	0- 1	0- 0	NON-CONFERENCE	1- 0	0- 2	3- 1				
2- 1	0- 0	0- 0	HOME	0- 0	0- 1	2- 0				
1- 2	0- 1	0- 0	AWAY	0- 0	0- 1	1- 0				
1- 1	0- 0	0- 0	NEUTRAL	1- 0	0- 0	0- 1				
0- 0	0- 0	0- 0	CONFERENCE	0- 0	0- 0	0- 0				
0- 0	0- 0	0- 0	HOME	0- 0	0- 0	0- 0				
0- 0	0- 0	0- 0	AWAY	0- 0	0- 0	0- 0				
0- 0	0- 0	0- 0	NEUTRAL	0- 0	0- 0	0- 0				

RPI 1-25				RPI 26-50				RPI 51-100				RPI 101+ Team's RPI: 154			
RPI	S	Opponent	Score	RPI	S	Opponent	Score	RPI	S	Opponent	Score	RPI	S	Opponent	Score
13	A	Texas	54 88					84	N	Penn St.	71 59	128	H	Clemson	47 55
												129	A	Auburn	59 75
												233	A	Little Rock	58 49
												237	H	Grambling	64 53
												271	N	Niagara	67 73
												280	H	Memphis	65 40
LAST 12 Division I GAMES:															
233	A	Little Rock	58 49	129	A	Auburn	59 75								
128	H	Clemson	47 55	280	H	Memphis	65 40								
13	A	Texas	54 88	237	H	Grambling	64 53								
271	N	Niagara	67 73												
84	N	Penn St.	71 59												

Non-Div I Games: LSU-Alexandria 87 47

Louisiana Tech

■ Loss, 
 ■ Non-Conf, 
 ■ S Site, 
 ■ H Home 
 ■ A Away 
 N Neutral

## Louisville

Through Games Of Dec. 10, 2017

Average RPI Win:	103	WON-LOST	WINNING	LAST 10	STRENGTH OF	OPP. STRENGTH	TEAM	ADJ.	CONF.	ADJ CONF.
Average RPI Loss:	0	RECORD	PCT. RANK	GAMES	SCHEDULE	OF SCHEDULE	RPI	RPI	RPI	RPI
DIV. I ONLY	11- 0	1	10- 0	28	19	3	3	2	2	
DIV. I NON-CONF.	11- 0	1	11- 0	28	19	3	3	2	2	
TOTALS	RPI 1-25	RPI 26-50	W-L RECORDS	RPI 51-100	RPI 101-150	RPI 150+				
11- 0	3- 0	2- 0	OVERALL	1- 0	3- 0	2- 0				
8- 0	2- 0	1- 0	HOME	0- 0	3- 0	2- 0				
3- 0	1- 0	1- 0	AWAY	1- 0	0- 0	0- 0				
0- 0	0- 0	0- 0	NEUTRAL	0- 0	0- 0	0- 0				
11- 0	3- 0	2- 0	NON-CONFERENCE	1- 0	3- 0	2- 0				
8- 0	2- 0	1- 0	HOME	0- 0	3- 0	2- 0				
3- 0	1- 0	1- 0	AWAY	1- 0	0- 0	0- 0				
0- 0	0- 0	0- 0	NEUTRAL	0- 0	0- 0	0- 0				
0- 0	0- 0	0- 0	CONFERENCE	0- 0	0- 0	0- 0				
0- 0	0- 0	0- 0	HOME	0- 0	0- 0	0- 0				
0- 0	0- 0	0- 0	AWAY	0- 0	0- 0	0- 0				
0- 0	0- 0	0- 0	NEUTRAL	0- 0	0- 0	0- 0				

RPI 1-25				RPI 26-50				RPI 51-100				RPI 101+			
RPI	S	Opponent	Score	RPI	S	Opponent	Score	RPI	S	Opponent	Score	RPI	S	Opponent	Score
10	A	Ohio St.	95 90	28	A	South Dakota St.	68 64	96	A	Indiana	72 59	101	H	Vanderbilt	79 57
24	H	Oregon	74 61	31	H	Toledo	90 55					114	H	Southeast Mo. St.	80 40
25	H	Michigan	74 49									119	H	Middle Tenn.	80 26
												248	H	UT Martin	91 56
												336	H	Murray St.	115 51
LAST 12 Division I GAMES:															
28	A	South Dakota St.	68 64	119	H	Middle Tenn.	80 26								
96	A	Indiana	72 59	101	H	Vanderbilt	79 57								
336	H	Murray St.	115 51	248	H	UT Martin	91 56								
24	H	Oregon	74 61	10	A	Ohio St.	95 90								
25	H	Michigan	74 49	114	H	Southeast Mo. St.	80 40								
31	H	Toledo	90 55												

Non-Div I Games:

Louisville

■ Loss, 
 ■ Non-Conf, S Site, 
 ■ Home 
 ■ Away 
 N Neutral

Average RPI Win:	315	WON-LOST	WINNING	LAST 10	STRENGTH OF	OPP. STRENGTH	TEAM	ADJ.	CONF.	ADJ CONF.
Average RPI Loss:	135	RECORD	PCT. RANK	GAMES	SCHEDULE	OF SCHEDULE	RPI	RPI	RPI	RPI
DIV. I ONLY	1- 8	316	1- 8	245	101	295	295	28	28	
DIV. I NON-CONF.	1- 8	316	1- 8	245	101	295	295	28	28	
TOTALS	RPI 1-25	RPI 26-50	W-L RECORDS	RPI 51-100	RPI 101-150	RPI 150+				
1- 8	0- 1	0- 0	OVERALL	0- 3	0- 1	1- 3				
0- 3	0- 1	0- 0	HOME	0- 1	0- 0	0- 1				
1- 5	0- 0	0- 0	AWAY	0- 2	0- 1	1- 2				
0- 0	0- 0	0- 0	NEUTRAL	0- 0	0- 0	0- 0				
1- 8	0- 1	0- 0	NON-CONFERENCE	0- 3	0- 1	1- 3				
0- 3	0- 1	0- 0	HOME	0- 1	0- 0	0- 1				
1- 5	0- 0	0- 0	AWAY	0- 2	0- 1	1- 2				
0- 0	0- 0	0- 0	NEUTRAL	0- 0	0- 0	0- 0				
0- 0	0- 0	0- 0	CONFERENCE	0- 0	0- 0	0- 0				
0- 0	0- 0	0- 0	HOME	0- 0	0- 0	0- 0				
0- 0	0- 0	0- 0	AWAY	0- 0	0- 0	0- 0				
0- 0	0- 0	0- 0	NEUTRAL	0- 0	0- 0	0- 0				

RPI 1-25				RPI 26-50				RPI 51-100				RPI 101+ Team's RPI: 295			
RPI	S	Opponent	Score	RPI	S	Opponent	Score	RPI	S	Opponent	Score	RPI	S	Opponent	Score
5	H	Green Bay	39 76					55	A	Marquette	30 92	125	A	DePaul	47 88
								61	A	Milwaukee	41 63	161	A	Northern Ill.	71 80
								77	H	Western Mich.	47 65	294	H	Youngstown St.	49 73
												298	A	Fort Wayne	70 79
												315	A	Chicago St.	46 28
LAST 12 Division I GAMES:															
55	A	Marquette	30 92	5	H	Green Bay	39 76								
61	A	Milwaukee	41 63	161	A	Northern Ill.	71 80								
294	H	Youngstown St.	49 73	125	A	DePaul	47 88								
77	H	Western Mich.	47 65	315	A	Chicago St.	46 28								
298	A	Fort Wayne	70 79												

Non-Div I Games:

Loyola Chicago

■ Loss, 
■ Non-Conf, 
■ S Site, 
■ H Home 
■ A Away 
N Neutral



Loyola Maryland

Through Games Of Dec. 10, 2017

Average RPI Win:	296	WON-LOST	WINNING	LAST 10	STRENGTH OF	OPP. STRENGTH	TEAM	ADJ.	CONF.	ADJ CONF.
Average RPI Loss:	174	RECORD	PCT. RANK	GAMES	SCHEDULE	OF SCHEDULE	RPI	RPI	RPI	RPI
DIV. I ONLY	2- 7	273	2- 7	241	308	296	296	18	18	
DIV. I NON-CONF.	2- 7	273	2- 7	241	308	296	296	18	18	
TOTALS	RPI 1-25	RPI 26-50	W-L RECORDS	RPI 51-100	RPI 101-150	RPI 150+				
2- 7	0- 0	0- 0	OVERALL	0- 3	0- 0	2- 4				
1- 3	0- 0	0- 0	HOME	0- 1	0- 0	1- 2				
1- 4	0- 0	0- 0	AWAY	0- 2	0- 0	1- 2				
0- 0	0- 0	0- 0	NEUTRAL	0- 0	0- 0	0- 0				
2- 7	0- 0	0- 0	NON-CONFERENCE	0- 3	0- 0	2- 4				
1- 3	0- 0	0- 0	HOME	0- 1	0- 0	1- 2				
1- 4	0- 0	0- 0	AWAY	0- 2	0- 0	1- 2				
0- 0	0- 0	0- 0	NEUTRAL	0- 0	0- 0	0- 0				
0- 0	0- 0	0- 0	CONFERENCE	0- 0	0- 0	0- 0				
0- 0	0- 0	0- 0	HOME	0- 0	0- 0	0- 0				
0- 0	0- 0	0- 0	AWAY	0- 0	0- 0	0- 0				
0- 0	0- 0	0- 0	NEUTRAL	0- 0	0- 0	0- 0				

RPI 1-25				RPI 26-50				RPI 51-100				RPI 101+				Team's RPI: 296	
RPI	S	Opponent	Score	RPI	S	Opponent	Score	RPI	S	Opponent	Score	RPI	S	Opponent	Score		
								55	A	Marquette	63	83	185	H	Georgetown	54	72
								68	A	William & Mary	49	70	268	A	St. Francis Brooklyn	47	64
								73	H	George Mason	72	80	282	H	Towson	67	76
													283	A	Norfolk St.	61	58
													289	A	Mt. St. Mary's	63	71
													308	H	Cornell	78	63
LAST 12 Division I GAMES:																	
				282	H	Towson	67	76	268	A	St. Francis Brooklyn	47	64				
				73	H	George Mason	72	80	289	A	Mt. St. Mary's	63	71				
				308	H	Cornell	78	63	68	A	William & Mary	49	70				
									283	A	Norfolk St.	61	58				
									55	A	Marquette	63	83				
									185	H	Georgetown	54	72				

Non-Div I Games:

Loyola Maryland

Loss, Non-Conf, S Site, H Home A Away N Neutral

Average RPI Win:	225	WON-LOST	WINNING	LAST 10	STRENGTH OF	OPP. STRENGTH	TEAM	ADJ.	CONF.	ADJ CONF.
Average RPI Loss:	118	RECORD	PCT. RANK	GAMES	SCHEDULE	OF SCHEDULE	RPI	RPI	RPI	RPI
DIV. I ONLY	6- 2	61	6- 2	253	212	153	153	15	15	
DIV. I NON-CONF.	6- 2	61	6- 2	253	212	153	153	15	15	
TOTALS	RPI 1-25	RPI 26-50	W-L RECORDS	RPI 51-100	RPI 101-150	RPI 150+				
6- 2	0- 0	0- 1	OVERALL	1- 0	0- 0	5- 1				
3- 2	0- 0	0- 1	HOME	1- 0	0- 0	2- 1				
3- 0	0- 0	0- 0	AWAY	0- 0	0- 0	3- 0				
0- 0	0- 0	0- 0	NEUTRAL	0- 0	0- 0	0- 0				
6- 2	0- 0	0- 1	NON-CONFERENCE	1- 0	0- 0	5- 1				
3- 2	0- 0	0- 1	HOME	1- 0	0- 0	2- 1				
3- 0	0- 0	0- 0	AWAY	0- 0	0- 0	3- 0				
0- 0	0- 0	0- 0	NEUTRAL	0- 0	0- 0	0- 0				
0- 0	0- 0	0- 0	CONFERENCE	0- 0	0- 0	0- 0				
0- 0	0- 0	0- 0	HOME	0- 0	0- 0	0- 0				
0- 0	0- 0	0- 0	AWAY	0- 0	0- 0	0- 0				
0- 0	0- 0	0- 0	NEUTRAL	0- 0	0- 0	0- 0				

RPI S	Opponent	Score	RPI S	Opponent	Score	RPI S	Opponent	Score	RPI S	Opponent	Score	Team's RPI: 153
29	H Southern California	70 80	88	H Miami (OH)	84 71	167	A Saint Louis	62 60	193	A UC Riverside	67 59	
						206	H CSUN	68 75	273	A Long Beach St.	84 69	
						307	H Eastern Mich.	73 64	324	H Arizona	84 70	
LAST 12 Division I GAMES:												
206	H CSUN	68 75	324	H Arizona	84 70							
29	H Southern California	70 80	273	A Long Beach St.	84 69							
307	H Eastern Mich.	73 64	167	A Saint Louis	62 60							
88	H Miami (OH)	84 71	193	A UC Riverside	67 59							

Non-Div I Games: Cal St. Dom. Hills 84 52

Loyola Marymount

Average RPI Win:	205	WON-LOST	WINNING	LAST 10	STRENGTH OF	OPP. STRENGTH	TEAM	ADJ.	CONF.	ADJ CONF.
Average RPI Loss:	77	RECORD	PCT. RANK	GAMES	SCHEDULE	OF SCHEDULE	RPI	RPI	RPI	RPI
DIV. I ONLY	4- 4	165	4- 4	86	81	98	98	24	24	
DIV. I NON-CONF.	4- 4	165	4- 4	86	81	98	98	24	24	
TOTALS	RPI 1-25	RPI 26-50	W-L RECORDS	RPI 51-100	RPI 101-150	RPI 150+				
4- 4	0- 1	0- 1	OVERALL	0- 0	1- 1	3- 1				
2- 1	0- 0	0- 0	HOME	0- 0	1- 0	1- 1				
1- 3	0- 1	0- 1	AWAY	0- 0	0- 1	1- 0				
1- 0	0- 0	0- 0	NEUTRAL	0- 0	0- 0	1- 0				
4- 4	0- 1	0- 1	NON-CONFERENCE	0- 0	1- 1	3- 1				
2- 1	0- 0	0- 0	HOME	0- 0	1- 0	1- 1				
1- 3	0- 1	0- 1	AWAY	0- 0	0- 1	1- 0				
1- 0	0- 0	0- 0	NEUTRAL	0- 0	0- 0	1- 0				
0- 0	0- 0	0- 0	CONFERENCE	0- 0	0- 0	0- 0				
0- 0	0- 0	0- 0	HOME	0- 0	0- 0	0- 0				
0- 0	0- 0	0- 0	AWAY	0- 0	0- 0	0- 0				
0- 0	0- 0	0- 0	NEUTRAL	0- 0	0- 0	0- 0				

RPI 1-25				RPI 26-50				RPI 51-100				RPI 101+			
RPI	S	Opponent	Score	RPI	S	Opponent	Score	RPI	S	Opponent	Score	RPI	S	Opponent	Score
10	A	Ohio St.	70 83	31	A	Toledo	64 65					103	A	Miami (FL)	70 80
												120	H	Harvard	76 51
												162	H	Tulane	34 42
												198	N	Kennesaw St.	75 39
												209	A	Dartmouth	64 51
												291	H	Bryant	70 68
LAST 12 Division I GAMES:															
				31	A	Toledo	64 65	209	A	Dartmouth	64 51				
				198	N	Kennesaw St.	75 39	10	A	Ohio St.	70 83				
				103	A	Miami (FL)	70 80								
				291	H	Bryant	70 68								
				120	H	Harvard	76 51								
				162	H	Tulane	34 42								

Non-Div I Games: Maine Maritime 89 49 Me.-Fort Kent 100 40

Maine

Loss, Non-Conf, S Site, H Home A Away N Neutral

Average RPI Win:	296	WON-LOST	WINNING	LAST 10	STRENGTH OF	OPP. STRENGTH	TEAM	ADJ.	CONF.	ADJ CONF.
Average RPI Loss:	119	RECORD	PCT. RANK	GAMES	SCHEDULE	OF SCHEDULE	RPI	RPI	RPI	RPI
DIV. I ONLY	2- 7	273	2- 7	146	247	257	257	21	21	
DIV. I NON-CONF.	2- 7	273	2- 7	146	247	257	257	21	21	
TOTALS	RPI 1-25	RPI 26-50	W-L RECORDS	RPI 51-100	RPI 101-150	RPI 150+				
2- 7	0- 1	0- 0	OVERALL	0- 2	0- 1	2- 3				
1- 2	0- 0	0- 0	HOME	0- 1	0- 1	1- 0				
0- 5	0- 1	0- 0	AWAY	0- 1	0- 0	0- 3				
1- 0	0- 0	0- 0	NEUTRAL	0- 0	0- 0	1- 0				
2- 7	0- 1	0- 0	NON-CONFERENCE	0- 2	0- 1	2- 3				
1- 2	0- 0	0- 0	HOME	0- 1	0- 1	1- 0				
0- 5	0- 1	0- 0	AWAY	0- 1	0- 0	0- 3				
1- 0	0- 0	0- 0	NEUTRAL	0- 0	0- 0	1- 0				
0- 0	0- 0	0- 0	CONFERENCE	0- 0	0- 0	0- 0				
0- 0	0- 0	0- 0	HOME	0- 0	0- 0	0- 0				
0- 0	0- 0	0- 0	AWAY	0- 0	0- 0	0- 0				
0- 0	0- 0	0- 0	NEUTRAL	0- 0	0- 0	0- 0				

RPI 1-25				RPI 26-50				RPI 51-100				RPI 101+ Team's RPI: 257			
RPI	S	Opponent	Score	RPI	S	Opponent	Score	RPI	S	Opponent	Score	RPI	S	Opponent	Score
16	A	California	66 87					84	A	Penn St.	46 78	148	H	Fordham	48 54
								85	H	Albany (NY)	56 62	151	A	Stony Brook	59 74
												159	A	New Hampshire	55 68
												188	A	Sacred Heart	61 65
												268	H	St. Francis Brooklyn	57 54
												323	N	Coppin St.	74 56
LAST 12 Division I GAMES:															
268	H	St. Francis Brooklyn	57 54	159	A	New Hampshire	55 68								
188	A	Sacred Heart	61 65	85	H	Albany (NY)	56 62								
151	A	Stony Brook	59 74	84	A	Penn St.	46 78								
				148	H	Fordham	48 54								
				323	N	Coppin St.	74 56								
				16	A	California	66 87								

Non-Div I Games:

Manhattan

Average RPI Win:	261	WON-LOST	WINNING	LAST 10	STRENGTH OF	OPP. STRENGTH	TEAM	ADJ.	CONF.	ADJ CONF.
Average RPI Loss:	116	RECORD	PCT. RANK	GAMES	SCHEDULE	OF SCHEDULE	RPI	RPI	RPI	RPI
DIV. I ONLY	3- 7	244	3- 7	51	265	189	189	21	21	
DIV. I NON-CONF.	3- 7	244	3- 7	51	265	189	189	21	21	
TOTALS	RPI 1-25	RPI 26-50	W-L RECORDS	RPI 51-100	RPI 101-150	RPI 150+				
3- 7	0- 0	0- 2	OVERALL	0- 2	0- 0	3- 3				
2- 2	0- 0	0- 0	HOME	0- 1	0- 0	2- 1				
1- 3	0- 0	0- 0	AWAY	0- 1	0- 0	1- 2				
0- 2	0- 0	0- 2	NEUTRAL	0- 0	0- 0	0- 0				
3- 7	0- 0	0- 2	NON-CONFERENCE	0- 2	0- 0	3- 3				
2- 2	0- 0	0- 0	HOME	0- 1	0- 0	2- 1				
1- 3	0- 0	0- 0	AWAY	0- 1	0- 0	1- 2				
0- 2	0- 0	0- 2	NEUTRAL	0- 0	0- 0	0- 0				
0- 0	0- 0	0- 0	CONFERENCE	0- 0	0- 0	0- 0				
0- 0	0- 0	0- 0	HOME	0- 0	0- 0	0- 0				
0- 0	0- 0	0- 0	AWAY	0- 0	0- 0	0- 0				
0- 0	0- 0	0- 0	NEUTRAL	0- 0	0- 0	0- 0				

RPI 1-25				RPI 26-50				RPI 51-100				RPI 101+				Team's RPI: 189	
RPI	S	Opponent	Score	RPI	S	Opponent	Score	RPI	S	Opponent	Score	RPI	S	Opponent	Score		
				29	N	Southern California	57 78	69	A	Seton Hall	60 85	181	A	Hawaii	63 70		
				44	N	Purdue	47 61	81	H	Navy	70 77	184	A	Boston U.	80 52		
												199	A	Northeastern	72 78		
												209	H	Dartmouth	51 60		
												272	H	Holy Cross	85 74		
												327	H	Rhode Island	64 42		
LAST 12 Division I GAMES:																	
				184	A	Boston U.	80 52	69	A	Seton Hall	60 85						
				327	H	Rhode Island	64 42	44	N	Purdue	47 61						
				209	H	Dartmouth	51 60	29	N	Southern California	57 78						
				81	H	Navy	70 77	181	A	Hawaii	63 70						
								199	A	Northeastern	72 78						
								272	H	Holy Cross	85 74						

Non-Div I Games:

Marist

  Loss, 
  Non-Conf, 
  S Site, 
  H Home 
  A Away 
N Neutral

Average RPI Win:	236	WON-LOST	WINNING	LAST 10	STRENGTH OF	OPP. STRENGTH	TEAM	ADJ.	CONF.	ADJ CONF.
Average RPI Loss:	13	RECORD	PCT. RANK	GAMES	SCHEDULE	OF SCHEDULE	RPI	RPI	RPI	RPI
DIV. I ONLY	5- 4	142	5- 4	32	110	55	55	6	6	
DIV. I NON-CONF.	5- 4	142	5- 4	32	110	55	55	6	6	
TOTALS	RPI 1-25	RPI 26-50	W-L RECORDS	RPI 51-100	RPI 101-150	RPI 150+				
5- 4	0- 4	0- 0	OVERALL	0- 0	1- 0	4- 0				
4- 0	0- 0	0- 0	HOME	0- 0	1- 0	3- 0				
0- 3	0- 3	0- 0	AWAY	0- 0	0- 0	0- 0				
1- 1	0- 1	0- 0	NEUTRAL	0- 0	0- 0	1- 0				
5- 4	0- 4	0- 0	NON-CONFERENCE	0- 0	1- 0	4- 0				
4- 0	0- 0	0- 0	HOME	0- 0	1- 0	3- 0				
0- 3	0- 3	0- 0	AWAY	0- 0	0- 0	0- 0				
1- 1	0- 1	0- 0	NEUTRAL	0- 0	0- 0	1- 0				
0- 0	0- 0	0- 0	CONFERENCE	0- 0	0- 0	0- 0				
0- 0	0- 0	0- 0	HOME	0- 0	0- 0	0- 0				
0- 0	0- 0	0- 0	AWAY	0- 0	0- 0	0- 0				
0- 0	0- 0	0- 0	NEUTRAL	0- 0	0- 0	0- 0				

RPI	S	Opponent	Score
5	A	Green Bay	55 63
9	N	Tennessee	99 101
11	A	New Mexico	87 88
25	A	Michigan	76 82

RPI	S	Opponent	Score
-----	---	----------	-------

RPI	S	Opponent	Score
-----	---	----------	-------

RPI	S	Opponent	Score
118	H	Wisconsin	88 65
169	H	Army West Point	83 53
295	H	Loyola Chicago	92 30
296	H	Loyola Maryland	83 63
303	N	Montana	87 68

## LAST 12 Division I GAMES:

169	H	Army West Point	83 53	303	N	Montana	87 68
25	A	Michigan	76 82	9	N	Tennessee	99 101
118	H	Wisconsin	88 65	296	H	Loyola Maryland	83 63
5	A	Green Bay	55 63	11	A	New Mexico	87 88
295	H	Loyola Chicago	92 30				

Non-Div I Games:

Marquette

Average RPI Win:	299	WON-LOST	WINNING	LAST 10	STRENGTH OF	OPP. STRENGTH	TEAM	ADJ.	CONF.	ADJ CONF.
Average RPI Loss:	127	RECORD	PCT. RANK	GAMES	SCHEDULE	OF SCHEDULE	RPI	RPI	RPI	RPI
DIV. I ONLY	3- 6	231	3- 6	212	313	284	284	19	19	
DIV. I NON-CONF.	3- 6	231	3- 6	212	313	284	284	19	19	
TOTALS	RPI 1-25	RPI 26-50	W-L RECORDS	RPI 51-100	RPI 101-150	RPI 150+				
3- 6	0- 0	0- 0	OVERALL	0- 3	0- 0	3- 3				
3- 3	0- 0	0- 0	HOME	0- 2	0- 0	3- 1				
0- 3	0- 0	0- 0	AWAY	0- 1	0- 0	0- 2				
0- 0	0- 0	0- 0	NEUTRAL	0- 0	0- 0	0- 0				
3- 6	0- 0	0- 0	NON-CONFERENCE	0- 3	0- 0	3- 3				
3- 3	0- 0	0- 0	HOME	0- 2	0- 0	3- 1				
0- 3	0- 0	0- 0	AWAY	0- 1	0- 0	0- 2				
0- 0	0- 0	0- 0	NEUTRAL	0- 0	0- 0	0- 0				
0- 0	0- 0	0- 0	CONFERENCE	0- 0	0- 0	0- 0				
0- 0	0- 0	0- 0	HOME	0- 0	0- 0	0- 0				
0- 0	0- 0	0- 0	AWAY	0- 0	0- 0	0- 0				
0- 0	0- 0	0- 0	NEUTRAL	0- 0	0- 0	0- 0				

RPI 1-25				RPI 26-50				RPI 51-100				RPI 101+				Team's RPI: 284	
RPI	S	Opponent	Score	RPI	S	Opponent	Score	RPI	S	Opponent	Score	RPI	S	Opponent	Score		
								63	A	Kentucky	39	69	156	A	Florida	69	74
								84	H	Penn St.	65	80	170	A	Cleveland St.	76	85
								87	H	Ohio	52	54	204	H	Southern Ill.	59	64
													216	H	Morgan St.	73	68
													334	H	Winthrop	70	40
													348	H	Longwood	90	45
LAST 12 Division I GAMES:																	
				204	H	Southern Ill.	59	64	156	A	Florida	69	74				
				334	H	Winthrop	70	40	216	H	Morgan St.	73	68				
				63	A	Kentucky	39	69	348	H	Longwood	90	45				
				87	H	Ohio	52	54									
				170	A	Cleveland St.	76	85									
				84	H	Penn St.	65	80									

Non-Div I Games:

Marshall

Maryland

Through Games Of Dec. 10, 2017

Average RPI Win:	191	WON-LOST	WINNING	LAST 10	STRENGTH OF	OPP. STRENGTH	TEAM	ADJ.	CONF.	ADJ CONF.
Average RPI Loss:	4	RECORD	PCT. RANK	GAMES	SCHEDULE	OF SCHEDULE	RPI	RPI	RPI	RPI
DIV. I ONLY	9- 2	32	1- 0	124	26	37	37	3	3	
DIV. I NON-CONF.	9- 2	32	1- 0	124	26	37	37	3	3	
TOTALS	RPI 1-25	RPI 26-50	W-L RECORDS	RPI 51-100	RPI 101-150	RPI 150+				
9- 2	0- 2	0- 0	OVERALL	1- 0	2- 0	6- 0				
5- 1	0- 1	0- 0	HOME	1- 0	1- 0	3- 0				
3- 1	0- 1	0- 0	AWAY	0- 0	1- 0	2- 0				
1- 0	0- 0	0- 0	NEUTRAL	0- 0	0- 0	1- 0				
9- 2	0- 2	0- 0	NON-CONFERENCE	1- 0	2- 0	6- 0				
5- 1	0- 1	0- 0	HOME	1- 0	1- 0	3- 0				
3- 1	0- 1	0- 0	AWAY	0- 0	1- 0	2- 0				
1- 0	0- 0	0- 0	NEUTRAL	0- 0	0- 0	1- 0				
0- 0	0- 0	0- 0	CONFERENCE	0- 0	0- 0	0- 0				
0- 0	0- 0	0- 0	HOME	0- 0	0- 0	0- 0				
0- 0	0- 0	0- 0	AWAY	0- 0	0- 0	0- 0				
0- 0	0- 0	0- 0	NEUTRAL	0- 0	0- 0	0- 0				

RPI 1-25				RPI 26-50		Team's RPI: 37	RPI 51-100			RPI 101+		
RPI	S	Opponent	Score	RPI	S	Opponent	Score	RPI	S	Opponent	Score	
1	A	UConn	72 97					85	H	Albany (NY)	91 58	103 A Miami (FL) 79 71
7	H	South Carolina	86 94									111 H George Washington 80 54
												152 A Virginia 60 59
												198 N Kennesaw St. 89 35
												253 A Akron 75 54
												254 H Howard 111 49
												271 H Niagara 92 65
												289 H Mt. St. Mary's 97 57
LAST 12 Division I GAMES:												
198	N	Kennesaw St.	89 35	103	A	Miami (FL)	79 71					
254	H	Howard	111 49	111	H	George Washington	80 54					
1	A	UConn	72 97	289	H	Mt. St. Mary's	97 57					
271	H	Niagara	92 65	253	A	Akron	75 54					
7	H	South Carolina	86 94	152	A	Virginia	60 59					
85	H	Albany (NY)	91 58									

Non-Div I Games:

Maryland



Average RPI Win:	276	WON-LOST	WINNING	LAST 10	STRENGTH OF	OPP. STRENGTH	TEAM	ADJ.	CONF.	ADJ CONF.
Average RPI Loss:	161	RECORD	PCT. RANK	GAMES	SCHEDULE	OF SCHEDULE	RPI	RPI	RPI	RPI
DIV. I ONLY	5- 4	142	5- 4	332	220	259	259	13	13	
DIV. I NON-CONF.	5- 4	142	5- 4	332	220	259	259	13	13	
TOTALS	RPI 1-25	RPI 26-50	W-L RECORDS	RPI 51-100	RPI 101-150	RPI 150+				
5- 4	0- 0	0- 0	OVERALL	0- 1	0- 0	5- 3				
3- 1	0- 0	0- 0	HOME	0- 0	0- 0	3- 1				
1- 3	0- 0	0- 0	AWAY	0- 1	0- 0	1- 2				
1- 0	0- 0	0- 0	NEUTRAL	0- 0	0- 0	1- 0				
5- 4	0- 0	0- 0	NON-CONFERENCE	0- 1	0- 0	5- 3				
3- 1	0- 0	0- 0	HOME	0- 0	0- 0	3- 1				
1- 3	0- 0	0- 0	AWAY	0- 1	0- 0	1- 2				
1- 0	0- 0	0- 0	NEUTRAL	0- 0	0- 0	1- 0				
0- 0	0- 0	0- 0	CONFERENCE	0- 0	0- 0	0- 0				
0- 0	0- 0	0- 0	HOME	0- 0	0- 0	0- 0				
0- 0	0- 0	0- 0	AWAY	0- 0	0- 0	0- 0				
0- 0	0- 0	0- 0	NEUTRAL	0- 0	0- 0	0- 0				

RPI 1-25			RPI 26-50			RPI 51-100			RPI 101+			Team's RPI: 259
RPI	S	Opponent	Score	RPI	S	Opponent	Score	RPI	S	Opponent	Score	
						72 A North Dakota	52 82			175 A UTRGV	59 67	
										196 A North Dakota St.	70 82	
										199 H Northeastern	54 64	
										236 H Liberty	64 61	
										265 A Incarnate Word	64 45	
										282 H Towson	72 49	
										285 H Saint Peter's	81 65	
										310 N Mississippi Val.	85 46	
LAST 12 Division I GAMES:												
						72 A North Dakota	52 82			285 H Saint Peter's	81 65	
						196 A North Dakota St.	70 82			310 N Mississippi Val.	85 46	
						282 H Towson	72 49			175 A UTRGV	59 67	
										265 A Incarnate Word	64 45	
										236 H Liberty	64 61	
										199 H Northeastern	54 64	

Non-Div I Games: Me.-Fort Kent 111 45 Fisher 121 38

Massachusetts

■ Loss, 
 ■ Non-Conf, 
 ■ S Site, 
 ■ H Home 
 ■ A Away 
 N Neutral

Average RPI Win:	349	WON-LOST	WINNING	LAST 10	STRENGTH OF	OPP. STRENGTH	TEAM	ADJ.	CONF.	ADJ CONF.
Average RPI Loss:	152	RECORD	PCT. RANK	GAMES	SCHEDULE	OF SCHEDULE	RPI	RPI	RPI	RPI
DIV. I ONLY	1- 4	286	1- 4	303	275	339	339	26	26	
DIV. I NON-CONF.	1- 4	286	1- 4	303	275	339	339	26	26	
TOTALS	RPI 1-25	RPI 26-50	W-L RECORDS	RPI 51-100	RPI 101-150	RPI 150+				
1- 4	0- 1	0- 0	OVERALL	0- 0	0- 0	1- 3				
1- 2	0- 0	0- 0	HOME	0- 0	0- 0	1- 2				
0- 2	0- 1	0- 0	AWAY	0- 0	0- 0	0- 1				
0- 0	0- 0	0- 0	NEUTRAL	0- 0	0- 0	0- 0				
1- 4	0- 1	0- 0	NON-CONFERENCE	0- 0	0- 0	1- 3				
1- 2	0- 0	0- 0	HOME	0- 0	0- 0	1- 2				
0- 2	0- 1	0- 0	AWAY	0- 0	0- 0	0- 1				
0- 0	0- 0	0- 0	NEUTRAL	0- 0	0- 0	0- 0				
0- 0	0- 0	0- 0	CONFERENCE	0- 0	0- 0	0- 0				
0- 0	0- 0	0- 0	HOME	0- 0	0- 0	0- 0				
0- 0	0- 0	0- 0	AWAY	0- 0	0- 0	0- 0				
0- 0	0- 0	0- 0	NEUTRAL	0- 0	0- 0	0- 0				

RPI 1-25				RPI 26-50				RPI 51-100				RPI 101+				Team's RPI: 339	
RPI	S	Opponent	Score	RPI	S	Opponent	Score	RPI	S	Opponent	Score	RPI	S	Opponent	Score		
13	A	Texas	34 100									162	H	Tulane	66 70		
												194	A	Louisiana	86 98		
												237	H	Grambling	60 75		
												349	H	La.-Monroe	65 61		
LAST 12 Division I GAMES:																	
194	A	Louisiana	86 98	237	H	Grambling	60 75										
162	H	Tulane	66 70	13	A	Texas	34 100										
349	H	La.-Monroe	65 61														

Non-Div I Games: LSU-Alexandria 73 53 Southern-N.O. 76 61

McNeese

Average RPI Win:	254	WON-LOST	WINNING	LAST 10	STRENGTH OF	OPP. STRENGTH	TEAM	ADJ.	CONF.	ADJ CONF.
Average RPI Loss:	151	RECORD	PCT. RANK	GAMES	SCHEDULE	OF SCHEDULE	RPI	RPI	RPI	RPI
DIV. I ONLY	2- 8	286	2- 8	142	277	280	280	8	8	
DIV. I NON-CONF.	2- 8	286	2- 8	142	277	280	280	8	8	
TOTALS	RPI 1-25	RPI 26-50	W-L RECORDS	RPI 51-100	RPI 101-150	RPI 150+				
2- 8	0- 1	0- 0	OVERALL	0- 0	0- 3	2- 4				
2- 3	0- 0	0- 0	HOME	0- 0	0- 2	2- 1				
0- 2	0- 0	0- 0	AWAY	0- 0	0- 0	0- 2				
0- 3	0- 1	0- 0	NEUTRAL	0- 0	0- 1	0- 1				
2- 8	0- 1	0- 0	NON-CONFERENCE	0- 0	0- 3	2- 4				
2- 3	0- 0	0- 0	HOME	0- 0	0- 2	2- 1				
0- 2	0- 0	0- 0	AWAY	0- 0	0- 0	0- 2				
0- 3	0- 1	0- 0	NEUTRAL	0- 0	0- 1	0- 1				
0- 0	0- 0	0- 0	CONFERENCE	0- 0	0- 0	0- 0				
0- 0	0- 0	0- 0	HOME	0- 0	0- 0	0- 0				
0- 0	0- 0	0- 0	AWAY	0- 0	0- 0	0- 0				
0- 0	0- 0	0- 0	NEUTRAL	0- 0	0- 0	0- 0				

RPI 1-25			RPI 26-50			RPI 51-100			RPI 101+			Team's RPI: 280
RPI S	Opponent	Score	RPI S	Opponent	Score	RPI S	Opponent	Score	RPI S	Opponent	Score	
10 N	Ohio St.	69 100							116 H	IUPUI	57 80	
									125 N	DePaul	67 81	
									149 H	Illinois	47 63	
									154 A	Louisiana Tech	40 65	
									195 H	UAB	64 62	
									204 H	Southern Ill.	56 68	
									218 N	Kent St.	55 70	
									233 A	Little Rock	57 86	
									313 H	Tennessee St.	79 75	
LAST 12 Division I GAMES:												
125 N	DePaul	67 81	195 H	UAB	64 62							
10 N	Ohio St.	69 100	149 H	Illinois	47 63							
204 H	Southern Ill.	56 68	116 H	IUPUI	57 80							
154 A	Louisiana Tech	40 65	218 N	Kent St.	55 70							
233 A	Little Rock	57 86										
313 H	Tennessee St.	79 75										

Non-Div I Games:

Memphis

Average RPI Win:	221	WON-LOST	WINNING	LAST 10	STRENGTH OF	OPP. STRENGTH	TEAM	ADJ.	CONF.	ADJ CONF.
Average RPI Loss:	40	RECORD	PCT. RANK	GAMES	SCHEDULE	OF SCHEDULE	RPI	RPI	RPI	RPI
DIV. I ONLY	8- 2	38	8- 2	251	145	102	102	11	11	
DIV. I NON-CONF.	8- 2	38	8- 2	251	145	102	102	11	11	
TOTALS	RPI 1-25	RPI 26-50	W-L RECORDS	RPI 51-100	RPI 101-150	RPI 150+				
8- 2	0- 0	0- 2	OVERALL	1- 0	1- 0	6- 0				
3- 1	0- 0	0- 1	HOME	0- 0	1- 0	2- 0				
4- 0	0- 0	0- 0	AWAY	1- 0	0- 0	3- 0				
1- 1	0- 0	0- 1	NEUTRAL	0- 0	0- 0	1- 0				
8- 2	0- 0	0- 2	NON-CONFERENCE	1- 0	1- 0	6- 0				
3- 1	0- 0	0- 1	HOME	0- 0	1- 0	2- 0				
4- 0	0- 0	0- 0	AWAY	1- 0	0- 0	3- 0				
1- 1	0- 0	0- 1	NEUTRAL	0- 0	0- 0	1- 0				
0- 0	0- 0	0- 0	CONFERENCE	0- 0	0- 0	0- 0				
0- 0	0- 0	0- 0	HOME	0- 0	0- 0	0- 0				
0- 0	0- 0	0- 0	AWAY	0- 0	0- 0	0- 0				
0- 0	0- 0	0- 0	NEUTRAL	0- 0	0- 0	0- 0				

RPI 1-25				RPI 26-50				RPI 51-100				RPI 101+				Team's RPI: 102	
RPI	S	Opponent	Score	RPI	S	Opponent	Score	RPI	S	Opponent	Score	RPI	S	Opponent	Score		
				32	N	Western Ky.	62 67	82	A	UCF	73 64	111	H	George Washington	61 44		
				48	H	Georgia	54 72					158	A	Campbell	58 57		
												190	H	Davidson	69 54		
												223	A	Fla. Atlantic	66 55		
												318	H	Ga. Southern	72 45		
												340	A	UNC Asheville	67 56		
												346	N	VCU	70 54		
LAST 12 Division I GAMES:																	
				48	H	Georgia	54 72	340	A	UNC Asheville	67 56						
				318	H	Ga. Southern	72 45	111	H	George Washington	61 44						
				223	A	Fla. Atlantic	66 55	190	H	Davidson	69 54						
				82	A	UCF	73 64	158	A	Campbell	58 57						
								346	N	VCU	70 54						
								32	N	Western Ky.	62 67						

Non-Div I Games:

Mercer

Average RPI Win: 191		WON-LOST	WINNING	LAST 10	STRENGTH OF	OPP. STRENGTH	TEAM	ADJ.	CONF.	ADJ CONF.
Average RPI Loss: 24		RECORD	PCT. RANK	GAMES	SCHEDULE	OF SCHEDULE	RPI	RPI	RPI	RPI
DIV. I ONLY		6- 3	85	6- 3	89	79	103	103	2	2
DIV. I NON-CONF.		6- 3	85	6- 3	89	79	103	103	2	2
TOTALS		RPI 1-25	RPI 26-50	W-L RECORDS		RPI 51-100	RPI 101-150	RPI 150+		
6- 3	0- 2	0- 1		OVERALL		3- 0	0- 0	3- 0		
6- 2	0- 1	0- 1		HOME		3- 0	0- 0	3- 0		
0- 1	0- 1	0- 0		AWAY		0- 0	0- 0	0- 0		
0- 0	0- 0	0- 0		NEUTRAL		0- 0	0- 0	0- 0		
6- 3	0- 2	0- 1		NON-CONFERENCE		3- 0	0- 0	3- 0		
6- 2	0- 1	0- 1		HOME		3- 0	0- 0	3- 0		
0- 1	0- 1	0- 0		AWAY		0- 0	0- 0	0- 0		
0- 0	0- 0	0- 0		NEUTRAL		0- 0	0- 0	0- 0		
0- 0	0- 0	0- 0		CONFERENCE		0- 0	0- 0	0- 0		
0- 0	0- 0	0- 0		HOME		0- 0	0- 0	0- 0		
0- 0	0- 0	0- 0		AWAY		0- 0	0- 0	0- 0		
0- 0	0- 0	0- 0		NEUTRAL		0- 0	0- 0	0- 0		

RPI 1-25				RPI 26-50				RPI 51-100				RPI 101+ Team's RPI: 103			
RPI	S	Opponent	Score	RPI	S	Opponent	Score	RPI	S	Opponent	Score	RPI	S	Opponent	Score
12	H	St. John's (NY)	64 74	37	H	Maryland	71 79	63	H	Kentucky	65 54	264	H	New Orleans	76 46
22	A	Colorado	61 67					70	H	Michigan St.	67 57	320	H	Vermont	73 49
								98	H	Maine	80 70	330	H	FIU	77 69
LAST 12 Division I GAMES:															
63	H	Kentucky	65 54	70	H	Michigan St.	67 57								
12	H	St. John's (NY)	64 74	37	H	Maryland	71 79								
330	H	FIU	77 69	98	H	Maine	80 70								
				264	H	New Orleans	76 46								
				22	A	Colorado	61 67								
				320	H	Vermont	73 49								

Non-Div I Games:

Miami (FL)

■ Loss, 
 ■ Non-Conf, S Site, 
 ■ Home 
 ■ Away 
 N Neutral

Average RPI Win:	210	WON-LOST	WINNING	LAST 10	STRENGTH OF	OPP. STRENGTH	TEAM	ADJ.	CONF.	ADJ CONF.
Average RPI Loss:	147	RECORD	PCT. RANK	GAMES	SCHEDULE	OF SCHEDULE	RPI	RPI	RPI	RPI
DIV. I ONLY	6- 3	85	6- 3	178	222	88	88	7	7	
DIV. I NON-CONF.	6- 3	85	6- 3	178	222	88	88	7	7	
TOTALS	RPI 1-25	RPI 26-50	W-L RECORDS	RPI 51-100	RPI 101-150	RPI 150+				
6- 3	0- 0	0- 1	OVERALL	0- 0	2- 0	4- 2				
4- 0	0- 0	0- 0	HOME	0- 0	1- 0	3- 0				
1- 3	0- 0	0- 1	AWAY	0- 0	1- 0	0- 2				
1- 0	0- 0	0- 0	NEUTRAL	0- 0	0- 0	1- 0				
6- 3	0- 0	0- 1	NON-CONFERENCE	0- 0	2- 0	4- 2				
4- 0	0- 0	0- 0	HOME	0- 0	1- 0	3- 0				
1- 3	0- 0	0- 1	AWAY	0- 0	1- 0	0- 2				
1- 0	0- 0	0- 0	NEUTRAL	0- 0	0- 0	1- 0				
0- 0	0- 0	0- 0	CONFERENCE	0- 0	0- 0	0- 0				
0- 0	0- 0	0- 0	HOME	0- 0	0- 0	0- 0				
0- 0	0- 0	0- 0	AWAY	0- 0	0- 0	0- 0				
0- 0	0- 0	0- 0	NEUTRAL	0- 0	0- 0	0- 0				

RPI S	Opponent	Score	RPI S	Opponent	Score	RPI S	Opponent	Score	RPI S	Opponent	Score
			44 A	Purdue	66 75				116 A	IUPUI	96 83
									123 H	Jacksonville St.	58 55
									153 A	Loyola Marymount	71 84
									229 H	Canisius	72 47
									243 A	Cincinnati	62 73
									251 H	Detroit Mercy	91 64
									266 N	Denver	69 52
									274 H	Valparaiso	77 68
LAST 12 Division I GAMES:											
123 H	Jacksonville St.	58 55	274 H	Valparaiso	77 68						
116 A	IUPUI	96 83	243 A	Cincinnati	62 73						
229 H	Canisius	72 47	44 A	Purdue	66 75						
266 N	Denver	69 52	251 H	Detroit Mercy	91 64						
153 A	Loyola Marymount	71 84									

Non-Div I Games:

Miami (OH)

Average RPI Win: 161		WON-LOST	WINNING	LAST 10	STRENGTH OF	OPP. STRENGTH	TEAM	ADJ.	CONF.	ADJ CONF.
Average RPI Loss: 3		RECORD	PCT. RANK	GAMES	SCHEDULE	OF SCHEDULE	RPI	RPI	RPI	RPI
DIV. I ONLY		8- 2	38	8- 2	48	44	25	25	3	3
DIV. I NON-CONF.		8- 2	38	8- 2	48	44	25	25	3	3
TOTALS		RPI 1-25	RPI 26-50	W-L RECORDS		RPI 51-100	RPI 101-150	RPI 150+		
8- 2	0- 2		0- 0	OVERALL		3- 0	0- 0	5- 0		
5- 1	0- 1		0- 0	HOME		2- 0	0- 0	3- 0		
3- 1	0- 1		0- 0	AWAY		1- 0	0- 0	2- 0		
0- 0	0- 0		0- 0	NEUTRAL		0- 0	0- 0	0- 0		
8- 2	0- 2		0- 0	NON-CONFERENCE		3- 0	0- 0	5- 0		
5- 1	0- 1		0- 0	HOME		2- 0	0- 0	3- 0		
3- 1	0- 1		0- 0	AWAY		1- 0	0- 0	2- 0		
0- 0	0- 0		0- 0	NEUTRAL		0- 0	0- 0	0- 0		
0- 0	0- 0		0- 0	CONFERENCE		0- 0	0- 0	0- 0		
0- 0	0- 0		0- 0	HOME		0- 0	0- 0	0- 0		
0- 0	0- 0		0- 0	AWAY		0- 0	0- 0	0- 0		
0- 0	0- 0		0- 0	NEUTRAL		0- 0	0- 0	0- 0		

RPI 1-25				RPI 26-50				RPI 51-100				RPI 101+			
RPI	S	Opponent	Score	RPI	S	Opponent	Score	RPI	S	Opponent	Score	RPI	S	Opponent	Score
2	H	Notre Dame	63 83					55	H	Marquette	82 76	155	H	Oakland	78 69
3	A	Louisville	49 74					73	H	George Mason	75 61	213	A	LIU Brooklyn	86 49
								87	A	Ohio	74 61	218	H	Kent St.	54 41
												236	H	Liberty	74 50
												251	A	Detroit Mercy	86 50
LAST 12 Division I GAMES:															
251	A	Detroit Mercy	86 50	218	H	Kent St.	54 41								
213	A	LIU Brooklyn	86 49	55	H	Marquette	82 76								
2	H	Notre Dame	63 83	236	H	Liberty	74 50								
87	A	Ohio	74 61	73	H	George Mason	75 61								
155	H	Oakland	78 69												
3	A	Louisville	49 74												

Non-Div I Games:

Michigan

■ Loss, 
■ Non-Conf, S Site, 
■ Home 
■ Away 
N Neutral

Average RPI Win:	207	WON-LOST	WINNING	LAST 10	STRENGTH OF	OPP. STRENGTH	TEAM	ADJ.	CONF.	ADJ CONF.
Average RPI Loss:	35	RECORD	PCT. RANK	GAMES	SCHEDULE	OF SCHEDULE	RPI	RPI	RPI	RPI
DIV. I ONLY	6- 3	85	6- 3	149	14	70	70	3	3	
DIV. I NON-CONF.	6- 3	85	6- 3	149	14	70	70	3	3	
TOTALS	RPI 1-25	RPI 26-50	W-L RECORDS	RPI 51-100	RPI 101-150	RPI 150+				
6- 3	0- 2	0- 0	OVERALL	1- 0	0- 1	5- 0				
5- 0	0- 0	0- 0	HOME	1- 0	0- 0	4- 0				
1- 2	0- 1	0- 0	AWAY	0- 0	0- 1	1- 0				
0- 1	0- 1	0- 0	NEUTRAL	0- 0	0- 0	0- 0				
6- 3	0- 2	0- 0	NON-CONFERENCE	1- 0	0- 1	5- 0				
5- 0	0- 0	0- 0	HOME	1- 0	0- 0	4- 0				
1- 2	0- 1	0- 0	AWAY	0- 0	0- 1	1- 0				
0- 1	0- 1	0- 0	NEUTRAL	0- 0	0- 0	0- 0				
0- 0	0- 0	0- 0	CONFERENCE	0- 0	0- 0	0- 0				
0- 0	0- 0	0- 0	HOME	0- 0	0- 0	0- 0				
0- 0	0- 0	0- 0	AWAY	0- 0	0- 0	0- 0				
0- 0	0- 0	0- 0	NEUTRAL	0- 0	0- 0	0- 0				

RPI 1-25				RPI 26-50				RPI 51-100 Team's RPI: 70				RPI 101+			
RPI	S	Opponent	Score	RPI	S	Opponent	Score	RPI	S	Opponent	Score	RPI	S	Opponent	Score
1	N	UConn	62 96					77	H	Western Mich.	65 62	103	A	Miami (FL)	57 67
2	A	Notre Dame	59 90									155	H	Oakland	95 63
												210	H	Robert Morris	100 58
												224	H	Col. of Charleston	107 43
												251	A	Detroit Mercy	97 60
												327	H	Rhode Island	82 38
LAST 12 Division I GAMES:															
1	N	UConn	62 96	327	H	Rhode Island	82 38								
251	A	Detroit Mercy	97 60	2	A	Notre Dame	59 90								
224	H	Col. of Charleston	107 43	77	H	Western Mich.	65 62								
155	H	Oakland	95 63	103	A	Miami (FL)	57 67								
210	H	Robert Morris	100 58												

Non-Div I Games:

Michigan St.

■ Loss, 
■ Non-Conf, 
S Site, 
■ Home 
■ Away 
N Neutral



Average RPI Win:	257	WON-LOST	WINNING	LAST 10	STRENGTH OF	OPP. STRENGTH	TEAM	ADJ.	CONF.	ADJ CONF.
Average RPI Loss:	31	RECORD	PCT. RANK	GAMES	SCHEDULE	OF SCHEDULE	RPI	RPI	RPI	RPI
DIV. I ONLY	5- 3	103	5- 3	262	46	119	119	19	19	
DIV. I NON-CONF.	5- 3	103	5- 3	262	46	119	119	19	19	
TOTALS	RPI 1-25	RPI 26-50	W-L RECORDS	RPI 51-100	RPI 101-150	RPI 150+				
5- 3	0- 1	0- 2	OVERALL	0- 0	1- 0	4- 0				
3- 0	0- 0	0- 0	HOME	0- 0	0- 0	3- 0				
2- 3	0- 1	0- 2	AWAY	0- 0	1- 0	1- 0				
0- 0	0- 0	0- 0	NEUTRAL	0- 0	0- 0	0- 0				
5- 3	0- 1	0- 2	NON-CONFERENCE	0- 0	1- 0	4- 0				
3- 0	0- 0	0- 0	HOME	0- 0	0- 0	3- 0				
2- 3	0- 1	0- 2	AWAY	0- 0	1- 0	1- 0				
0- 0	0- 0	0- 0	NEUTRAL	0- 0	0- 0	0- 0				
0- 0	0- 0	0- 0	CONFERENCE	0- 0	0- 0	0- 0				
0- 0	0- 0	0- 0	HOME	0- 0	0- 0	0- 0				
0- 0	0- 0	0- 0	AWAY	0- 0	0- 0	0- 0				
0- 0	0- 0	0- 0	NEUTRAL	0- 0	0- 0	0- 0				

RPI 1-25				RPI 26-50				RPI 51-100				RPI 101+ Team's RPI: 119			
RPI	S	Opponent	Score	RPI	S	Opponent	Score	RPI	S	Opponent	Score	RPI	S	Opponent	Score
3	A	Louisville	26 80	45	A	Georgia Tech	45 48					101	A	Vanderbilt	65 54
				46	A	Ole Miss	56 65					255	H	Tennessee Tech	58 44
												267	H	Lipscomb	72 48
												323	H	Coppin St.	69 39
												340	A	UNC Asheville	72 57
LAST 12 Division I GAMES:															
3	A	Louisville	26 80	323	H	Coppin St.	69 39								
101	A	Vanderbilt	65 54	45	A	Georgia Tech	45 48								
				46	A	Ole Miss	56 65								
				340	A	UNC Asheville	72 57								
				267	H	Lipscomb	72 48								
				255	H	Tennessee Tech	58 44								

Non-Div I Games:

Middle Tenn.

Average RPI Win:	216	WON-LOST	WINNING	LAST 10	STRENGTH OF	OPP. STRENGTH	TEAM	ADJ.	CONF.	ADJ CONF.
Average RPI Loss:	100	RECORD	PCT. RANK	GAMES	SCHEDULE	OF SCHEDULE	RPI	RPI	RPI	RPI
DIV. I ONLY	7- 2	48	7- 2	171	221	61	61	14	14	
DIV. I NON-CONF.	7- 2	48	7- 2	171	221	61	61	14	14	
TOTALS	RPI 1-25	RPI 26-50	W-L RECORDS	RPI 51-100	RPI 101-150	RPI 150+				
7- 2	0- 0	0- 1	OVERALL	0- 0	2- 0	5- 1				
3- 0	0- 0	0- 0	HOME	0- 0	0- 0	3- 0				
3- 1	0- 0	0- 0	AWAY	0- 0	2- 0	1- 1				
1- 1	0- 0	0- 1	NEUTRAL	0- 0	0- 0	1- 0				
7- 2	0- 0	0- 1	NON-CONFERENCE	0- 0	2- 0	5- 1				
3- 0	0- 0	0- 0	HOME	0- 0	0- 0	3- 0				
3- 1	0- 0	0- 0	AWAY	0- 0	2- 0	1- 1				
1- 1	0- 0	0- 1	NEUTRAL	0- 0	0- 0	1- 0				
0- 0	0- 0	0- 0	CONFERENCE	0- 0	0- 0	0- 0				
0- 0	0- 0	0- 0	HOME	0- 0	0- 0	0- 0				
0- 0	0- 0	0- 0	AWAY	0- 0	0- 0	0- 0				
0- 0	0- 0	0- 0	NEUTRAL	0- 0	0- 0	0- 0				

RPI 1-25				RPI 26-50				RPI 51-100				Team's RPI: 61		RPI 101+			
RPI	S	Opponent	Score	RPI	S	Opponent	Score	RPI	S	Opponent	Score			RPI	S	Opponent	Score
				34	N	Houston	59 74							115	A	Northwestern	66 57
														136	A	Western Ill.	77 67
														166	A	Drake	73 77
														196	H	North Dakota St.	74 38
														206	N	CSUN	58 50
														269	H	Illinois St.	61 59
														295	H	Loyola Chicago	63 41
														298	A	Fort Wayne	60 48
LAST 12 Division I GAMES:																	
				298	A	Fort Wayne	60 48					295	H	Loyola Chicago	63 41		
				269	H	Illinois St.	61 59					206	N	CSUN	58 50		
				115	A	Northwestern	66 57					34	N	Houston	59 74		
				196	H	North Dakota St.	74 38					166	A	Drake	73 77		
				136	A	Western Ill.	77 67										

Non-Div I Games:

Milwaukee

Average RPI Win:	215	WON-LOST	WINNING	LAST 10	STRENGTH OF	OPP. STRENGTH	TEAM	ADJ.	CONF.	ADJ CONF.
Average RPI Loss:	117	RECORD	PCT. RANK	GAMES	SCHEDULE	OF SCHEDULE	RPI	RPI	RPI	RPI
DIV. I ONLY	9- 2	32	8- 2	208	199	59	59	3	3	
DIV. I NON-CONF.	9- 2	32	9- 2	208	199	59	59	3	3	
TOTALS	RPI 1-25	RPI 26-50	W-L RECORDS	RPI 51-100	RPI 101-150	RPI 150+				
9- 2	0- 0	0- 0	OVERALL	1- 1	2- 1	6- 0				
5- 0	0- 0	0- 0	HOME	0- 0	1- 0	4- 0				
3- 2	0- 0	0- 0	AWAY	0- 1	1- 1	2- 0				
1- 0	0- 0	0- 0	NEUTRAL	1- 0	0- 0	0- 0				
9- 2	0- 0	0- 0	NON-CONFERENCE	1- 1	2- 1	6- 0				
5- 0	0- 0	0- 0	HOME	0- 0	1- 0	4- 0				
3- 2	0- 0	0- 0	AWAY	0- 1	1- 1	2- 0				
1- 0	0- 0	0- 0	NEUTRAL	1- 0	0- 0	0- 0				
0- 0	0- 0	0- 0	CONFERENCE	0- 0	0- 0	0- 0				
0- 0	0- 0	0- 0	HOME	0- 0	0- 0	0- 0				
0- 0	0- 0	0- 0	AWAY	0- 0	0- 0	0- 0				
0- 0	0- 0	0- 0	NEUTRAL	0- 0	0- 0	0- 0				

RPI 1-25			RPI 26-50			RPI 51-100			Team's RPI: 59	RPI 101+		
RPI	S	Opponent	Score	RPI	S	Opponent	Score	RPI	S	Opponent	Score	
						89 A North Carolina	83 88	127 H Xavier		74	62	
						95 N Wake Forest	93 81	144 A San Diego		69	72	
								145 A UNLV		79	72	
								179 H Boston College		78	68	
								185 A Georgetown		73	63	
								221 H Lehigh		107	73	
								307 H Eastern Mich.		80	56	
								327 A Rhode Island		82	60	
								346 H VCU		108	63	
LAST 12 Division I GAMES:												
307	H	Eastern Mich.	80	56	144	A	San Diego	69	72			
89	A	North Carolina	83	88	185	A	Georgetown	73	63			
145	A	UNLV	79	72	346	H	VCU	108	63			
95	N	Wake Forest	93	81	327	A	Rhode Island	82	60			
127	H	Xavier	74	62	221	H	Lehigh	107	73			
179	H	Boston College	78	68								

Non-Div I Games:

Minnesota

Average RPI Win:	143	WON-LOST	WINNING	LAST 10	STRENGTH OF	OPP. STRENGTH	TEAM	ADJ.	CONF.	ADJ CONF.
Average RPI Loss:	0	RECORD	PCT. RANK	GAMES	SCHEDULE	OF SCHEDULE	RPI	RPI	RPI	RPI
DIV. I ONLY	9- 0	1	9- 0	47	45	6	6	1	1	
DIV. I NON-CONF.	9- 0	1	9- 0	47	45	6	6	1	1	
TOTALS	RPI 1-25	RPI 26-50	W-L RECORDS	RPI 51-100	RPI 101-150	RPI 150+				
9- 0	1- 0	2- 0	OVERALL	0- 0	0- 0	6- 0				
5- 0	0- 0	1- 0	HOME	0- 0	0- 0	4- 0				
0- 0	0- 0	0- 0	AWAY	0- 0	0- 0	0- 0				
4- 0	1- 0	1- 0	NEUTRAL	0- 0	0- 0	2- 0				
9- 0	1- 0	2- 0	NON-CONFERENCE	0- 0	0- 0	6- 0				
5- 0	0- 0	1- 0	HOME	0- 0	0- 0	4- 0				
0- 0	0- 0	0- 0	AWAY	0- 0	0- 0	0- 0				
4- 0	1- 0	1- 0	NEUTRAL	0- 0	0- 0	2- 0				
0- 0	0- 0	0- 0	CONFERENCE	0- 0	0- 0	0- 0				
0- 0	0- 0	0- 0	HOME	0- 0	0- 0	0- 0				
0- 0	0- 0	0- 0	AWAY	0- 0	0- 0	0- 0				
0- 0	0- 0	0- 0	NEUTRAL	0- 0	0- 0	0- 0				

RPI 1-25				RPI 26-50				RPI 51-100				RPI 101+			
RPI	S	Opponent	Score	RPI	S	Opponent	Score	RPI	S	Opponent	Score	RPI	S	Opponent	Score
5	N	Green Bay	67 46	38	N	Arizona St.	65 57					152	H	Virginia	68 53
				50	H	Oklahoma St.	79 76					178	N	Columbia	90 54
												186	H	Southern Miss.	91 56
												194	N	Louisiana	94 37
												233	H	Little Rock	86 48
												249	H	Georgia St.	106 50
LAST 12 Division I GAMES:															
		5 N Green Bay	67 46			233 H Little Rock	86 48								
		178 N Columbia	90 54			50 H Oklahoma St.	79 76								
		38 N Arizona St.	65 57			194 N Louisiana	94 37								
		186 H Southern Miss.	91 56												
		249 H Georgia St.	106 50												
		152 H Virginia	68 53												

Non-Div I Games:

Mississippi St.

Mississippi Valley				Through Games of Dec. 10, 1917						
Average RPI Win:	0	WON-LOST	WINNING	LAST 10	STRENGTH OF	OPP. STRENGTH	TEAM	ADJ.	CONF.	ADJ CONF.
Average RPI Loss:	178	RECORD	PCT. RANK	GAMES	SCHEDULE	OF SCHEDULE	RPI	RPI	RPI	RPI
DIV. I ONLY	0- 6	328	0- 6	151	285	310	310	29	29	
DIV. I NON-CONF.	0- 6	328	0- 6	151	285	310	310	29	29	
TOTALS	RPI 1-25	RPI 26-50	W-L RECORDS	RPI 51-100	RPI 101-150	RPI 150+				
0- 6	0- 1	0- 0	OVERALL	0- 0	0- 0	0- 5				
0- 0	0- 0	0- 0	HOME	0- 0	0- 0	0- 0				
0- 3	0- 0	0- 0	AWAY	0- 0	0- 0	0- 0				
0- 3	0- 0	0- 0	NEUTRAL	0- 0	0- 0	0- 3				
0- 6	0- 1	0- 0	NON-CONFERENCE	0- 0	0- 0	0- 5				
0- 0	0- 0	0- 0	HOME	0- 0	0- 0	0- 0				
0- 3	0- 1	0- 0	AWAY	0- 0	0- 0	0- 2				
0- 3	0- 0	0- 0	NEUTRAL	0- 0	0- 0	0- 3				
0- 0	0- 0	0- 0	CONFERENCE	0- 0	0- 0	0- 0				
0- 0	0- 0	0- 0	HOME	0- 0	0- 0	0- 0				
0- 0	0- 0	0- 0	AWAY	0- 0	0- 0	0- 0				
0- 0	0- 0	0- 0	NEUTRAL	0- 0	0- 0	0- 0				

RPI 1-25				RPI 26-50				RPI 51-100				RPI 101+				Team's RPI: 310	
RPI	S	Opponent	Score	RPI	S	Opponent	Score	RPI	S	Opponent	Score	RPI	S	Opponent	Score		
22	A	Colorado	48 85									166	N	Drake	60 96		
												186	A	Southern Miss.	69 84		
												195	A	UAB	72 87		
												242	N	UTSA	55 68		
												259	N	Massachusetts	46 85		
LAST 12 Division I GAMES:																	
								259	N	Massachusetts	46 85						
								242	N	UTSA	55 68						
								166	N	Drake	60 96						
								22	A	Colorado	48 85						
								186	A	Southern Miss.	69 84						
								195	A	UAB	72 87						

Non-Div I Games:

Mississippi Val.

■ Loss, ■ Non-Conf, S Site, H Home A Away N Neutral

Average RPI Win:	157	WON-LOST	WINNING	LAST 10	STRENGTH OF	OPP. STRENGTH	TEAM	ADJ.	CONF.	ADJ CONF.
Average RPI Loss:	32	RECORD	PCT. RANK	GAMES	SCHEDULE	OF SCHEDULE	RPI	RPI	RPI	RPI
DIV. I ONLY	9- 1	14	9- 1	154	24	33	33	1	1	
DIV. I NON-CONF.	9- 1	14	9- 1	154	24	33	33	1	1	
TOTALS	RPI 1-25	RPI 26-50	W-L RECORDS	RPI 51-100	RPI 101-150	RPI 150+				
9- 1	2- 0	1- 1	OVERALL	0- 0	1- 0	5- 0				
5- 0	1- 0	0- 0	HOME	0- 0	1- 0	3- 0				
2- 0	1- 0	0- 0	AWAY	0- 0	0- 0	1- 0				
2- 1	0- 0	1- 1	NEUTRAL	0- 0	0- 0	1- 0				
9- 1	2- 0	1- 1	NON-CONFERENCE	0- 0	1- 0	5- 0				
5- 0	1- 0	0- 0	HOME	0- 0	1- 0	3- 0				
2- 0	1- 0	0- 0	AWAY	0- 0	0- 0	1- 0				
2- 1	0- 0	1- 1	NEUTRAL	0- 0	0- 0	1- 0				
0- 0	0- 0	0- 0	CONFERENCE	0- 0	0- 0	0- 0				
0- 0	0- 0	0- 0	HOME	0- 0	0- 0	0- 0				
0- 0	0- 0	0- 0	AWAY	0- 0	0- 0	0- 0				
0- 0	0- 0	0- 0	NEUTRAL	0- 0	0- 0	0- 0				

RPI 1-25				RPI 26-50				Team's RPI: 33	RPI 51-100				RPI 101+			
RPI	S	Opponent	Score	RPI	S	Opponent	Score		RPI	S	Opponent	Score	RPI	S	Opponent	Score
16	A	California	55 52	30	N	Quinnipiac	66 51						141	H	Wright St.	82 80
18	H	Kansas St.	73 59	32	N	Western Ky.	76 79						167	H	Saint Louis	70 58
													202	H	SIUE	78 48
													252	A	Missouri St.	69 59
													264	H	New Orleans	81 45
													323	N	Coppin St.	73 50
LAST 12 Division I GAMES:																
202	H	SIUE	78 48	252	A	Missouri St.	69 59									
167	H	Saint Louis	70 58	141	H	Wright St.	82 80									
264	H	New Orleans	81 45	30	N	Quinnipiac	66 51									
18	H	Kansas St.	73 59	32	N	Western Ky.	76 79									
16	A	California	55 52													
323	N	Coppin St.	73 50													

Non-Div I Games:

Missouri

Average RPI Win:	223	WON-LOST	WINNING	LAST 10	STRENGTH OF	OPP. STRENGTH	TEAM	ADJ.	CONF.	ADJ CONF.
Average RPI Loss:	124	RECORD	PCT. RANK	GAMES	SCHEDULE	OF SCHEDULE	RPI	RPI	RPI	RPI
DIV. I ONLY	2- 6	261	2- 6	126	193	252	252	28	28	
DIV. I NON-CONF.	2- 6	261	2- 6	126	193	252	252	28	28	
TOTALS	RPI 1-25	RPI 26-50	W-L RECORDS	RPI 51-100	RPI 101-150	RPI 150+				
2- 6	0- 1	0- 2	OVERALL	0- 0	0- 0	2- 3				
2- 1	0- 0	0- 1	HOME	0- 0	0- 0	2- 0				
0- 3	0- 0	0- 1	AWAY	0- 0	0- 0	0- 2				
0- 2	0- 1	0- 0	NEUTRAL	0- 0	0- 0	0- 1				
2- 6	0- 1	0- 2	NON-CONFERENCE	0- 0	0- 0	2- 3				
2- 1	0- 0	0- 1	HOME	0- 0	0- 0	2- 0				
0- 3	0- 0	0- 1	AWAY	0- 0	0- 0	0- 2				
0- 2	0- 1	0- 0	NEUTRAL	0- 0	0- 0	0- 1				
0- 0	0- 0	0- 0	CONFERENCE	0- 0	0- 0	0- 0				
0- 0	0- 0	0- 0	HOME	0- 0	0- 0	0- 0				
0- 0	0- 0	0- 0	AWAY	0- 0	0- 0	0- 0				
0- 0	0- 0	0- 0	NEUTRAL	0- 0	0- 0	0- 0				

RPI 1-25				RPI 26-50				RPI 51-100				RPI 101+Team's RPI: 252			
RPI	S	Opponent	Score	RPI	S	Opponent	Score	RPI	S	Opponent	Score	RPI	S	Opponent	Score
20	N	Baylor	58 100	33	H	Missouri	59 69					197	N	Penn	60 65
				49	A	Ball St.	58 70					212	A	Wichita St.	58 72
												212	H	Wichita St.	94 71
												233	A	Little Rock	51 63
												234	H	Oral Roberts	76 66
LAST 12 Division I GAMES:															
				233	A	Little Rock	51 63	234	H	Oral Roberts	76 66				
				212	A	Wichita St.	58 72	212	H	Wichita St.	94 71				
				197	N	Penn	60 65								
				20	N	Baylor	58 100								
				33	H	Missouri	59 69								
				49	A	Ball St.	58 70								

Non-Div I Games: Central Mo. 62 36

Missouri St.

Average RPI Win:	149	WON-LOST	WINNING	LAST 10	STRENGTH OF	OPP. STRENGTH	TEAM	ADJ.	CONF.	ADJ CONF.
Average RPI Loss:	152	RECORD	PCT. RANK	GAMES	SCHEDULE	OF SCHEDULE	RPI	RPI	RPI	RPI
DIV. I ONLY	2- 7	273	2- 7	43	323	205	205	21	21	
DIV. I NON-CONF.	2- 7	273	2- 7	43	323	205	205	21	21	
TOTALS	RPI 1-25	RPI 26-50	W-L RECORDS	RPI 51-100	RPI 101-150	RPI 150+				
2- 7	0- 0	0- 0	OVERALL	0- 2	1- 2	1- 3				
1- 2	0- 0	0- 0	HOME	0- 1	0- 0	1- 1				
0- 5	0- 0	0- 0	AWAY	0- 1	0- 2	0- 2				
1- 0	0- 0	0- 0	NEUTRAL	0- 0	1- 0	0- 0				
2- 7	0- 0	0- 0	NON-CONFERENCE	0- 2	1- 2	1- 3				
1- 2	0- 0	0- 0	HOME	0- 1	0- 0	1- 1				
0- 5	0- 0	0- 0	AWAY	0- 1	0- 2	0- 2				
1- 0	0- 0	0- 0	NEUTRAL	0- 0	1- 0	0- 0				
0- 0	0- 0	0- 0	CONFERENCE	0- 0	0- 0	0- 0				
0- 0	0- 0	0- 0	HOME	0- 0	0- 0	0- 0				
0- 0	0- 0	0- 0	AWAY	0- 0	0- 0	0- 0				
0- 0	0- 0	0- 0	NEUTRAL	0- 0	0- 0	0- 0				

RPI S	Opponent	Score	RPI S	Opponent	Score	RPI S	Opponent	Score	RPI S	Opponent	Score
						81	A Navy	49 73	110	N North Florida	67 57
						85	H Albany (NY)	44 68	128	A Clemson	54 57
									135	A Jacksonville	65 74
									188	H Sacred Heart	69 64
									207	A Fairleigh Dickinson	61 78
									210	A Robert Morris	38 56
									221	H Lehigh	57 75
LAST 12 Division I GAMES:											
			85	H Albany (NY)	44 68	207	A Fairleigh Dickinson	61 78			
			221	H Lehigh	57 75	210	A Robert Morris	38 56			
			188	H Sacred Heart	69 64	81	A Navy	49 73			
						110	N North Florida	67 57			
						135	A Jacksonville	65 74			
						128	A Clemson	54 57			

Non-Div I Games:

Monmouth



RPI 1-25				RPI 26-50				RPI 51-100				RPI 101+				Team's RPI: 303	
RPI	S	Opponent	Score	RPI	S	Opponent	Score	RPI	S	Opponent	Score	RPI	S	Opponent	Score		
								55	N	Marquette	68 87	132	A	Wyoming	62 67		
								63	H	Kentucky	54 71	137	H	Gonzaga	55 70		
												208	H	SFA	60 52		
												258	A	Fresno St.	58 61		
												273	H	Long Beach St.	67 60		
												288	N	Indiana St.	45 57		
												333	H	Cal St. Fullerton	68 47		
LAST 12 Division I GAMES:																	
				258	A	Fresno St.	58 61	333	H	Cal St. Fullerton	68 47						
				208	H	SFA	60 52	55	N	Marquette	68 87						
				273	H	Long Beach St.	67 60	288	N	Indiana St.	45 57						
								137	H	Gonzaga	55 70						
								63	H	Kentucky	54 71						
								132	A	Wyoming	62 67						

## Montana

Average RPI Win:	236	WON-LOST	WINNING	LAST 10	STRENGTH OF	OPP. STRENGTH	TEAM	ADJ.	CONF.	ADJ CONF.
Average RPI Loss:	120	RECORD	PCT. RANK	GAMES	SCHEDULE	OF SCHEDULE	RPI	RPI	RPI	RPI
DIV. I ONLY	4- 4	165	4- 4	112	282	124	124	17	17	
DIV. I NON-CONF.	4- 4	165	4- 4	112	282	124	124	17	17	
TOTALS	RPI 1-25	RPI 26-50	W-L RECORDS	RPI 51-100	RPI 101-150	RPI 150+				
4- 4	0- 0	0- 1	OVERALL	0- 0	1- 1	3- 2				
2- 0	0- 0	0- 0	HOME	0- 0	1- 0	1- 0				
1- 3	0- 0	0- 1	AWAY	0- 0	0- 0	1- 2				
1- 1	0- 0	0- 0	NEUTRAL	0- 0	0- 1	1- 0				
4- 4	0- 0	0- 1	NON-CONFERENCE	0- 0	1- 1	3- 2				
2- 0	0- 0	0- 0	HOME	0- 0	1- 0	1- 0				
1- 3	0- 0	0- 1	AWAY	0- 0	0- 0	1- 2				
1- 1	0- 0	0- 0	NEUTRAL	0- 0	0- 1	1- 0				
0- 0	0- 0	0- 0	CONFERENCE	0- 0	0- 0	0- 0				
0- 0	0- 0	0- 0	HOME	0- 0	0- 0	0- 0				
0- 0	0- 0	0- 0	AWAY	0- 0	0- 0	0- 0				
0- 0	0- 0	0- 0	NEUTRAL	0- 0	0- 0	0- 0				

RPI S	Opponent	Score	RPI S	Opponent	Score	RPI S	Opponent	Score	RPI S	Opponent	Score	Team's RPI: 124
29	A Southern California	47 98							106	N Nevada	53 67	
									132	H Wyoming	50 46	
									163	A Omaha	53 64	
									181	A Hawaii	75 81	
									208	H SFA	59 54	
									273	A Long Beach St.	62 51	
									331	N Utah St.	64 52	
LAST 12 Division I GAMES:												
208	H SFA	59 54	273	A Long Beach St.	62 51							
181	A Hawaii	75 81	29	A Southern California	47 98							
106	N Nevada	53 67										
331	N Utah St.	64 52										
132	H Wyoming	50 46										
163	A Omaha	53 64										

Non-Div I Games: Mont. St. Billings 67 47 Providence (MT) 66 31

Montana St.

Average RPI Win:	249	WON-LOST	WINNING	LAST 10	STRENGTH OF	OPP. STRENGTH	TEAM	ADJ.	CONF.	ADJ CONF.
Average RPI Loss:	90	RECORD	PCT. RANK	GAMES	SCHEDULE	OF SCHEDULE	RPI	RPI	RPI	RPI
DIV. I ONLY	5- 3	103	5- 3	329	80	225	225	25	25	
DIV. I NON-CONF.	5- 3	103	5- 3	329	80	225	225	25	25	
TOTALS	RPI 1-25	RPI 26-50	W-L RECORDS	RPI 51-100	RPI 101-150	RPI 150+				
5- 3	0- 0	0- 0	OVERALL	0- 2	1- 1	4- 0				
2- 2	0- 0	0- 0	HOME	0- 1	1- 1	1- 0				
3- 1	0- 0	0- 0	AWAY	0- 0	0- 0	3- 0				
0- 0	0- 0	0- 0	NEUTRAL	0- 0	0- 0	0- 0				
5- 3	0- 0	0- 0	NON-CONFERENCE	0- 2	1- 1	4- 0				
2- 2	0- 0	0- 0	HOME	0- 1	1- 1	1- 0				
3- 1	0- 0	0- 0	AWAY	0- 1	0- 0	3- 0				
0- 0	0- 0	0- 0	NEUTRAL	0- 0	0- 0	0- 0				
0- 0	0- 0	0- 0	CONFERENCE	0- 0	0- 0	0- 0				
0- 0	0- 0	0- 0	HOME	0- 0	0- 0	0- 0				
0- 0	0- 0	0- 0	AWAY	0- 0	0- 0	0- 0				
0- 0	0- 0	0- 0	NEUTRAL	0- 0	0- 0	0- 0				

RPI S	Opponent	Score	RPI S	Opponent	Score	RPI S	Opponent	Score	RPI S	Opponent	Score	Team's RPI: 225
						63	A Kentucky	53 86	110	H North Florida	56 61	
						97	H Gardner-Webb	60 68	139	H Sacramento St.	75 71	
									204	H Southern Ill.	85 81	
									267	A Lipscomb	75 55	
									315	A Chicago St.	79 40	
									319	A Evansville	82 75	
LAST 12 Division I GAMES:												
			63	A Kentucky	53 86	319	A Evansville	82 75				
			110	H North Florida	56 61	267	A Lipscomb	75 55				
			97	H Gardner-Webb	60 68	204	H Southern Ill.	85 81				
			139	H Sacramento St.	75 71	315	A Chicago St.	79 40				

Non-Div I Games: Brescia 120 41 Ky. Christian 115 39

Morehead St.

Average RPI Win:	294	WON-LOST	WINNING	LAST 10	STRENGTH OF	OPP. STRENGTH	TEAM	ADJ.	CONF.	ADJ CONF.
Average RPI Loss:	102	RECORD	PCT. RANK	GAMES	SCHEDULE	OF SCHEDULE	RPI	RPI	RPI	RPI
DIV. I ONLY	4- 4	165	4- 4	287	129	216	216	32	32	
DIV. I NON-CONF.	4- 4	165	4- 4	287	129	216	216	32	32	
TOTALS	RPI 1-25	RPI 26-50	W-L RECORDS	RPI 51-100	RPI 101-150	RPI 150+				
4- 4	0- 2	0- 0	OVERALL	0- 1	0- 0	4- 1				
3- 0	0- 0	0- 0	HOME	0- 0	0- 0	3- 0				
1- 3	0- 0	0- 0	AWAY	0- 0	0- 0	1- 0				
0- 1	0- 1	0- 0	NEUTRAL	0- 0	0- 0	0- 0				
4- 4	0- 2	0- 0	NON-CONFERENCE	0- 1	0- 0	4- 1				
3- 0	0- 0	0- 0	HOME	0- 0	0- 0	3- 0				
1- 3	0- 1	0- 0	AWAY	0- 1	0- 0	1- 1				
0- 1	0- 1	0- 0	NEUTRAL	0- 0	0- 0	0- 0				
0- 0	0- 0	0- 0	CONFERENCE	0- 0	0- 0	0- 0				
0- 0	0- 0	0- 0	HOME	0- 0	0- 0	0- 0				
0- 0	0- 0	0- 0	AWAY	0- 0	0- 0	0- 0				
0- 0	0- 0	0- 0	NEUTRAL	0- 0	0- 0	0- 0				

RPI 1-25				RPI 26-50				RPI 51-100				RPI 101+				Team's RPI: 216	
RPI	S	Opponent	Score	RPI	S	Opponent	Score	RPI	S	Opponent	Score	RPI	S	Opponent	Score		
20	N	Iowa	46 90					80	A	Dayton	52 88	228	A	Central Conn. St.	61 41		
23	A	Syracuse	68 95									284	A	Marshall	68 73		
												289	H	Mt. St. Mary's	75 67		
												329	H	NJIT	55 43		
												330	H	FIU	62 51		
LAST 12 Division I GAMES:																	
284	A	Marshall	68 73	329	H	NJIT	55 43	20	N	Iowa	46 90						
330	H	FIU	62 51	228	A	Central Conn. St.	61 41	80	A	Dayton	52 88						
				289	H	Mt. St. Mary's	75 67	23	A	Syracuse	68 95						

Non-Div I Games:      Cheyney      123 53      Lincoln (PA)      60 41

Morgan St.

Loss, Non-Conf, S Site, H Home A Away N Neutral

Average RPI Win:	294	WON-LOST	WINNING	LAST 10	STRENGTH OF	OPP. STRENGTH	TEAM	ADJ.	CONF.	ADJ CONF.
Average RPI Loss:	166	RECORD	PCT. RANK	GAMES	SCHEDULE	OF SCHEDULE	RPI	RPI	RPI	RPI
DIV. I ONLY	2- 7	273	2- 7	257	173	289	289	27	27	
DIV. I NON-CONF.	2- 7	273	2- 7	257	173	289	289	27	27	
TOTALS	RPI 1-25	RPI 26-50	W-L RECORDS	RPI 51-100	RPI 101-150	RPI 150+				
2- 7	0- 1	0- 1	OVERALL	0- 0	0- 1	2- 4				
2- 0	0- 0	0- 0	HOME	0- 0	0- 0	2- 0				
0- 7	0- 0	0- 0	AWAY	0- 0	0- 0	0- 0				
0- 0	0- 0	0- 0	NEUTRAL	0- 0	0- 0	0- 0				
2- 7	0- 1	0- 1	NON-CONFERENCE	0- 0	0- 1	2- 4				
2- 0	0- 0	0- 0	HOME	0- 0	0- 0	2- 0				
0- 7	0- 1	0- 1	AWAY	0- 0	0- 1	0- 4				
0- 0	0- 0	0- 0	NEUTRAL	0- 0	0- 0	0- 0				
0- 0	0- 0	0- 0	CONFERENCE	0- 0	0- 0	0- 0				
0- 0	0- 0	0- 0	HOME	0- 0	0- 0	0- 0				
0- 0	0- 0	0- 0	AWAY	0- 0	0- 0	0- 0				
0- 0	0- 0	0- 0	NEUTRAL	0- 0	0- 0	0- 0				

RPI 1-25				RPI 26-50				RPI 51-100				RPI 101+ Team's RPI: 289			
RPI	S	Opponent	Score	RPI	S	Opponent	Score	RPI	S	Opponent	Score	RPI	S	Opponent	Score
2	A	Notre Dame	65 121	37	A	Maryland	57 97					127	A	Xavier	45 66
												216	A	Morgan St.	67 75
												221	A	Lehigh	71 75
												235	A	Fairfield	65 76
												292	H	Rider	82 78
												296	H	Loyola Maryland	71 63
												323	A	Coppin St.	54 68
LAST 12 Division I GAMES:															
292	H	Rider	82 78	323	A	Coppin St.	54 68								
37	A	Maryland	57 97	127	A	Xavier	45 66								
296	H	Loyola Maryland	71 63	2	A	Notre Dame	65 121								
221	A	Lehigh	71 75												
216	A	Morgan St.	67 75												
235	A	Fairfield	65 76												

Non-Div I Games:

Mt. St. Mary's

Average RPI Win: 344		WON-LOST	WINNING	LAST 10	STRENGTH OF	OPP. STRENGTH	TEAM	ADJ.	CONF.	ADJ CONF.
Average RPI Loss: 172		RECORD	PCT. RANK	GAMES	SCHEDULE	OF SCHEDULE	RPI	RPI	RPI	RPI
DIV. I ONLY		1- 6	297	1- 6	308	142	336	336	25	25
DIV. I NON-CONF.		1- 6	297	1- 6	308	142	336	336	25	25
TOTALS		RPI 1-25	RPI 26-50	W-L RECORDS	RPI 51-100	RPI 101-150	RPI 150+			
1- 6	0- 1		0- 1	OVERALL	0- 0	0- 1	1- 3			
1- 2	0- 0		0- 1	HOME	0- 0	0- 1	1- 0			
0- 4	0- 1		0- 0	AWAY	0- 0	0- 0	0- 3			
0- 0	0- 0		0- 0	NEUTRAL	0- 0	0- 0	0- 0			
1- 6	0- 1		0- 1	NON-CONFERENCE	0- 0	0- 1	1- 3			
1- 2	0- 0		0- 1	HOME	0- 0	0- 1	1- 0			
0- 4	0- 1		0- 0	AWAY	0- 0	0- 0	0- 3			
0- 0	0- 0		0- 0	NEUTRAL	0- 0	0- 0	0- 0			
0- 0	0- 0		0- 0	CONFERENCE	0- 0	0- 0	0- 0			
0- 0	0- 0		0- 0	HOME	0- 0	0- 0	0- 0			
0- 0	0- 0		0- 0	AWAY	0- 0	0- 0	0- 0			
0- 0	0- 0		0- 0	NEUTRAL	0- 0	0- 0	0- 0			

RPI 1-25			
RPI	S	Opponent	Score
3	A	Louisville	51 115

RPI 26-50			
RPI	S	Opponent	Score
39	H	Butler	59 88

RPI 51-100			
RPI	S	Opponent	Score

RPI 101+			
RPI	S	Opponent	Score
138	H	ETSU	68 96
263	A	Alabama A&M	54 71
267	A	Lipscomb	64 65
319	A	Evansville	81 89
344	H	Northern Ky.	98 87

Team's RPI: 336			
-----------------	--	--	--

LAST 12 Division I GAMES:			
267	A	Lipscomb	64 65
344	H	Northern Ky.	98 87
39	H	Butler	59 88
319	A	Evansville	81 89
263	A	Alabama A&M	54 71
138	H	ETSU	68 96
3	A	Louisville	51 115

Non-Div I Games:	Bethel (TN)	81	76
------------------	-------------	----	----

Murray St.

■ Loss, ■ Non-Conf, S Site, H Home A Away N Neutral

Average RPI Win:	299	WON-LOST	WINNING	LAST 10	STRENGTH OF	OPP. STRENGTH	TEAM	ADJ.	CONF.	ADJ CONF.
Average RPI Loss:	134	RECORD	PCT. RANK	GAMES	SCHEDULE	OF SCHEDULE	RPI	RPI	RPI	RPI
DIV. I ONLY	2- 5	248	2- 5	232	292	297	297	32	32	
DIV. I NON-CONF.	2- 5	248	2- 5	232	292	297	297	32	32	
TOTALS	RPI 1-25	RPI 26-50	W-L RECORDS	RPI 51-100	RPI 101-150	RPI 150+				
2- 5	0- 0	0- 0	OVERALL	0- 1	0- 3	2- 1				
2- 1	0- 0	0- 0	HOME	0- 1	0- 0	2- 0				
0- 2	0- 0	0- 0	AWAY	0- 0	0- 1	0- 1				
0- 2	0- 0	0- 0	NEUTRAL	0- 0	0- 2	0- 0				
2- 5	0- 0	0- 0	NON-CONFERENCE	0- 1	0- 3	2- 1				
2- 1	0- 0	0- 0	HOME	0- 1	0- 0	2- 0				
0- 2	0- 0	0- 0	AWAY	0- 0	0- 1	0- 1				
0- 2	0- 0	0- 0	NEUTRAL	0- 0	0- 2	0- 0				
0- 0	0- 0	0- 0	CONFERENCE	0- 0	0- 0	0- 0				
0- 0	0- 0	0- 0	HOME	0- 0	0- 0	0- 0				
0- 0	0- 0	0- 0	AWAY	0- 0	0- 0	0- 0				
0- 0	0- 0	0- 0	NEUTRAL	0- 0	0- 0	0- 0				

RPI 1-25				RPI 26-50				RPI 51-100				RPI 101+ Team's RPI: 297			
RPI	S	Opponent	Score	RPI	S	Opponent	Score	RPI	S	Opponent	Score	RPI	S	Opponent	Score
								64	H	Elon	59 90	107	N	Duquesne	60 73
												120	N	Harvard	60 64
												129	A	Auburn	53 63
												248	A	UT Martin	63 76
												279	H	Appalachian St.	81 56
												318	H	Ga. Southern	60 49
LAST 12 Division I GAMES:															
				248	A	UT Martin	63 76					107	N	Duquesne	60 73
				120	N	Harvard	60 64					279	H	Appalachian St.	81 56
												129	A	Auburn	53 63
												64	H	Elon	59 90
												318	H	Ga. Southern	60 49

Non-Div I Games:

N.C. A&amp;T

Average RPI Win:	348	WON-LOST	WINNING	LAST 10	STRENGTH OF	OPP. STRENGTH	TEAM	ADJ.	CONF.	ADJ CONF.
Average RPI Loss:	213	RECORD	PCT. RANK	GAMES	SCHEDULE	OF SCHEDULE	RPI	RPI	RPI	RPI
DIV. I ONLY	1- 6	297	1- 6	286	340	341	341	32	32	
DIV. I NON-CONF.	1- 6	297	1- 6	286	340	341	341	32	32	
TOTALS	RPI 1-25	RPI 26-50	W-L RECORDS	RPI 51-100	RPI 101-150	RPI 150+				
1- 6	0- 0	0- 0	OVERALL	0- 1	0- 1	1- 4				
1- 1	0- 0	0- 0	HOME	0- 1	0- 0	1- 0				
0- 5	0- 0	0- 0	AWAY	0- 0	0- 1	0- 4				
0- 0	0- 0	0- 0	NEUTRAL	0- 0	0- 0	0- 0				
1- 6	0- 0	0- 0	NON-CONFERENCE	0- 1	0- 1	1- 4				
1- 1	0- 0	0- 0	HOME	0- 1	0- 0	1- 0				
0- 5	0- 0	0- 0	AWAY	0- 0	0- 1	0- 4				
0- 0	0- 0	0- 0	NEUTRAL	0- 0	0- 0	0- 0				
0- 0	0- 0	0- 0	CONFERENCE	0- 0	0- 0	0- 0				
0- 0	0- 0	0- 0	HOME	0- 0	0- 0	0- 0				
0- 0	0- 0	0- 0	AWAY	0- 0	0- 0	0- 0				
0- 0	0- 0	0- 0	NEUTRAL	0- 0	0- 0	0- 0				

RPI 1-25				RPI 26-50				RPI 51-100				RPI 101+				Team's RPI: 341	
RPI	S	Opponent	Score	RPI	S	Opponent	Score	RPI	S	Opponent	Score	RPI	S	Opponent	Score		
								100	H	Oregon St.	44	97	147	A	Colorado St.	48	85
												227	A	Wofford	56	77	
												244	A	Iowa St.	58	99	
												246	A	UNCW	63	89	
												312	A	Coastal Caro.	65	68	
												348	H	Longwood	87	75	
LAST 12 Division I GAMES:																	
				312	A	Coastal Caro.	65	68				244	A	Iowa St.	58	99	
				246	A	UNCW	63	89									
				147	A	Colorado St.	48	85									
				100	H	Oregon St.	44	97									
				227	A	Wofford	56	77									
				348	H	Longwood	87	75									

Non-Div I Games: Johnson & Wales (NC68 51

N.C. Central



N  
C  
S  
t  
a  
t  
e

NC State				Through Games Of Dec. 10, 2017						
Average RPI Win:	184	WON-LOST	WINNING	LAST 10	STRENGTH OF	OPP. STRENGTH	TEAM	ADJ.	CONF.	ADJ CONF.
Average RPI Loss:	21	RECORD	PCT. RANK	GAMES	SCHEDULE	OF SCHEDULE	RPI	RPI	RPI	RPI
DIV. I ONLY		8- 2	38	8- 2	159	97	54	54	2	2
DIV. I NON-CONF.		8- 2	38	8- 2	159	97	54	54	2	2
<hr/>										
TOTALS		RPI 1-25		RPI 26-50		W-L RECORDS		RPI 51-100		RPI 101-150 RPI 150+
8- 2		0- 1		0- 1		OVERALL		2- 0		1- 0 5- 0
6- 0		0- 0		0- 0		HOME		1- 0		1- 0 4- 0
1- 1		0- 1		0- 0		AWAY		0- 0		0- 0 1- 0
1- 1		0- 0		0- 1		NEUTRAL		1- 0		0- 0 0- 0
8- 2		0- 1		0- 1		NON-CONFERENCE		2- 0		1- 0 5- 0
6- 0		0- 0		0- 0		HOME		1- 0		1- 0 4- 0
1- 1		0- 1		0- 0		AWAY		0- 0		0- 0 1- 0
1- 1		0- 0		0- 1		NEUTRAL		1- 0		0- 0 0- 0
0- 0		0- 0		0- 0		CONFERENCE		0- 0		0- 0 0- 0
0- 0		0- 0		0- 0		HOME		0- 0		0- 0 0- 0
0- 0		0- 0		0- 0		AWAY		0- 0		0- 0 0- 0
0- 0		0- 0		0- 0		NEUTRAL		0- 0		0- 0 0- 0
<hr/>										
RPI 1-25			RPI 26-50			RPI 51-100		Team's RPI: 54		RPI 101+
RPI S	Opponent	Score	RPI S	Opponent	Score	RPI S	Opponent	Score	RPI S	Opponent Score
14 A	Rutgers	53 57	28 N	South Dakota St.	67 75	58 H	South Ala.	71 50	135 H	Jacksonville 64 44
						60 N	Alabama	68 49	162 H	Tulane 79 55
									185 H	Georgetown 63 49
									190 H	Davidson 73 49
									338 A	Old Dominion 73 56
									340 H	UNC Asheville 87 55
<hr/>										
LAST 12 Division I GAMES:										
			58 H	South Ala.	71 50	185 H	Georgetown	63 49		
			340 H	UNC Asheville	87 55	162 H	Tulane	79 55		
			190 H	Davidson	73 49	14 A	Rutgers	53 57		
			135 H	Jacksonville	64 44	28 N	South Dakota St.	67 75		
						60 N	Alabama	68 49		
						338 A	Old Dominion	73 56		

N  
C  
S  
t  
a  
t  
e

Non-Div I Games:

NC State

**N  
J  
I  
T**

N  
J  
I  
T

NJIT

Page 186

Average RPI Win:	236	WON-LOST	WINNING	LAST 10	STRENGTH OF	OPP. STRENGTH	TEAM	ADJ.	CONF.	ADJ CONF.
Average RPI Loss:	11	RECORD	PCT. RANK	GAMES	SCHEDULE	OF SCHEDULE	RPI	RPI	RPI	RPI
DIV. I ONLY	8- 1	19	8- 1	284	136	81	81	18	18	
DIV. I NON-CONF.	8- 1	19	8- 1	284	136	81	81	18	18	
TOTALS	RPI 1-25	RPI 26-50	W-L RECORDS	RPI 51-100	RPI 101-150	RPI 150+				
8- 1	0- 1	0- 0	OVERALL	0- 0	0- 0	8- 0				
6- 0	0- 0	0- 0	HOME	0- 0	0- 0	6- 0				
2- 1	0- 1	0- 0	AWAY	0- 0	0- 0	2- 0				
0- 0	0- 0	0- 0	NEUTRAL	0- 0	0- 0	0- 0				
8- 1	0- 1	0- 0	NON-CONFERENCE	0- 0	0- 0	8- 0				
6- 0	0- 0	0- 0	HOME	0- 0	0- 0	6- 0				
2- 1	0- 1	0- 0	AWAY	0- 0	0- 0	2- 0				
0- 0	0- 0	0- 0	NEUTRAL	0- 0	0- 0	0- 0				
0- 0	0- 0	0- 0	CONFERENCE	0- 0	0- 0	0- 0				
0- 0	0- 0	0- 0	HOME	0- 0	0- 0	0- 0				
0- 0	0- 0	0- 0	AWAY	0- 0	0- 0	0- 0				
0- 0	0- 0	0- 0	NEUTRAL	0- 0	0- 0	0- 0				

RPI 1-25				RPI 26-50				RPI 51-100				Team's RPI: 81		RPI 101+			
RPI	S	Opponent	Score	RPI	S	Opponent	Score	RPI	S	Opponent	Score			RPI	S	Opponent	Score
11	A	New Mexico	87 94											173	A	Richmond	76 56
														189	A	Marist	77 70
														196	H	North Dakota St.	67 54
														203	H	St. Bonaventure	86 48
														205	H	Monmouth	73 49
														283	H	Norfolk St.	70 51
														292	H	Rider	63 44
														347	H	Air Force	71 64
LAST 12 Division I GAMES:																	
11	A	New Mexico	87 94	196	H	North Dakota St.	67 54										
173	A	Richmond	76 56	347	H	Air Force	71 64										
205	H	Monmouth	73 49	283	H	Norfolk St.	70 51										
203	H	St. Bonaventure	86 48	292	H	Rider	63 44										
				189	A	Marist	77 70										

Non-Div I Games: Emory &amp; Henry 88 57

Navy

## Nebraska

Through Games Of Dec. 10, 2017

Average RPI Win:	200	WON-LOST	WINNING	LAST 10	STRENGTH OF	OPP. STRENGTH	TEAM	ADJ.	CONF.	ADJ CONF.
Average RPI Loss:	70	RECORD	PCT. RANK	GAMES	SCHEDULE	OF SCHEDULE	RPI	RPI	RPI	RPI
DIV. I ONLY	7- 3	80	7- 3	116	150	91	91	3	3	
DIV. I NON-CONF.	7- 3	80	7- 3	116	150	91	91	3	3	
TOTALS	RPI 1-25	RPI 26-50	W-L RECORDS	RPI 51-100	RPI 101-150	RPI 150+				
7- 3	0- 1	0- 0	OVERALL	2- 1	0- 1	5- 0				
4- 2	0- 0	0- 0	HOME	1- 1	0- 1	3- 0				
2- 0	0- 0	0- 0	AWAY	1- 0	0- 0	1- 0				
1- 1	0- 1	0- 0	NEUTRAL	0- 0	0- 0	1- 0				
7- 3	0- 1	0- 0	NON-CONFERENCE	2- 1	0- 1	5- 0				
4- 2	0- 0	0- 0	HOME	1- 1	0- 1	3- 0				
2- 0	0- 0	0- 0	AWAY	1- 0	0- 0	1- 0				
1- 1	0- 1	0- 0	NEUTRAL	0- 0	0- 0	1- 0				
0- 0	0- 0	0- 0	CONFERENCE	0- 0	0- 0	0- 0				
0- 0	0- 0	0- 0	HOME	0- 0	0- 0	0- 0				
0- 0	0- 0	0- 0	AWAY	0- 0	0- 0	0- 0				
0- 0	0- 0	0- 0	NEUTRAL	0- 0	0- 0	0- 0				

RPI 1-25				RPI 26-50				RPI 51-100				Team's RPI: 91		RPI 101+			
RPI	S	Opponent	Score	RPI	S	Opponent	Score	RPI	S	Opponent	Score		RPI	S	Opponent	Score	
16	N	Buffalo	72 82					53	A	Kansas	66 49		128	H	Clemson	66 67	
								67	H	Creighton	49 64		166	A	Drake	89 84	
								86	H	Arkansas	80 69		202	H	SIUE	62 53	
													275	H	Ark.-Pine Bluff	73 52	
													309	H	UMKC	80 60	
													312	N	Coastal Caro.	55 47	
LAST 12 Division I GAMES:																	
				53	A	Kansas	66 49					166	A	Drake	89 84		
				275	H	Ark.-Pine Bluff	73 52					86	H	Arkansas	80 69		
				128	H	Clemson	66 67					309	H	UMKC	80 60		
				312	N	Coastal Caro.	55 47					202	H	SIUE	62 53		
				16	N	Buffalo	72 82										
				67	H	Creighton	49 64										

Non-Div I Games:

Nebraska

■ Loss, 
 ■ Non-Conf, S Site, 
 ■ Home 
 ■ Away 
 N Neutral

Average RPI Win:	168	WON-LOST	WINNING	LAST 10	STRENGTH OF	OPP. STRENGTH	TEAM	ADJ.	CONF.	ADJ CONF.
Average RPI Loss:	62	RECORD	PCT. RANK	GAMES	SCHEDULE	OF SCHEDULE	RPI	RPI	RPI	RPI
DIV. I ONLY	5- 4	142	5- 4	105	15	106	106	20	20	
DIV. I NON-CONF.	5- 4	142	5- 4	105	15	106	106	20	20	
TOTALS	RPI 1-25	RPI 26-50	W-L RECORDS	RPI 51-100	RPI 101-150	RPI 150+				
5- 4	0- 1	0- 1	OVERALL	0- 1	2- 1	3- 0				
3- 2	0- 1	0- 0	HOME	0- 0	1- 1	2- 0				
1- 1	0- 0	0- 1	AWAY	0- 0	0- 0	1- 0				
1- 1	0- 0	0- 0	NEUTRAL	0- 1	1- 0	0- 0				
5- 4	0- 1	0- 1	NON-CONFERENCE	0- 1	2- 1	3- 0				
3- 2	0- 1	0- 0	HOME	0- 0	1- 1	2- 0				
1- 1	0- 0	0- 1	AWAY	0- 0	0- 0	1- 0				
1- 1	0- 0	0- 0	NEUTRAL	0- 1	1- 0	0- 0				
0- 0	0- 0	0- 0	CONFERENCE	0- 0	0- 0	0- 0				
0- 0	0- 0	0- 0	HOME	0- 0	0- 0	0- 0				
0- 0	0- 0	0- 0	AWAY	0- 0	0- 0	0- 0				
0- 0	0- 0	0- 0	NEUTRAL	0- 0	0- 0	0- 0				

RPI 1-25				RPI 26-50				RPI 51-100				RPI 101+ Team's RPI: 106			
RPI	S	Opponent	Score	RPI	S	Opponent	Score	RPI	S	Opponent	Score	RPI	S	Opponent	Score
1	H	UConn	57 88	35	A	Utah	61 87	100	N	Oregon St.	49 89	113	H	Pepperdine	72 77
												124	N	Montana St.	67 53
												139	H	Sacramento St.	95 68
												172	A	Seattle U	74 65
												187	H	Portland St.	67 55
												219	H	SMU	80 72
LAST 12 Division I GAMES:															
		1	H	UConn	57	88				172	A	Seattle U	74	65	
		219	H	SMU	80	72				124	N	Montana St.	67	53	
		139	H	Sacramento St.	95	68				100	N	Oregon St.	49	89	
		113	H	Pepperdine	72	77									
		187	H	Portland St.	67	55									
		35	A	Utah	61	87									

Non-Div I Games:

Nevada

## New Hampshire

Through Games Of Dec. 10, 2017

Average RPI Win:	243	WON-LOST	WINNING	LAST 10	STRENGTH OF	OPP. STRENGTH	TEAM	ADJ.	CONF.	ADJ CONF.
Average RPI Loss:	171	RECORD	PCT. RANK	GAMES	SCHEDULE	OF SCHEDULE	RPI	RPI	RPI	RPI
DIV. I ONLY	6- 3	85	6- 3	285	201	159	159	24	24	
DIV. I NON-CONF.	6- 3	85	6- 3	285	201	159	159	24	24	
TOTALS	RPI 1-25	RPI 26-50	W-L RECORDS	RPI 51-100	RPI 101-150	RPI 150+				
6- 3	0- 0	0- 0	OVERALL	0- 0	0- 1	6- 2				
3- 0	0- 0	0- 0	HOME	0- 0	0- 0	3- 0				
2- 2	0- 0	0- 0	AWAY	0- 0	0- 1	2- 1				
1- 1	0- 0	0- 0	NEUTRAL	0- 0	0- 0	1- 1				
6- 3	0- 0	0- 0	NON-CONFERENCE	0- 0	0- 1	6- 2				
3- 0	0- 0	0- 0	HOME	0- 0	0- 0	3- 0				
2- 2	0- 0	0- 0	AWAY	0- 0	0- 1	2- 1				
1- 1	0- 0	0- 0	NEUTRAL	0- 0	0- 0	1- 1				
0- 0	0- 0	0- 0	CONFERENCE	0- 0	0- 0	0- 0				
0- 0	0- 0	0- 0	HOME	0- 0	0- 0	0- 0				
0- 0	0- 0	0- 0	AWAY	0- 0	0- 0	0- 0				
0- 0	0- 0	0- 0	NEUTRAL	0- 0	0- 0	0- 0				

RPI 1-25			RPI 26-50			RPI 51-100			RPI 101+			Team's RPI: 159
RPI	S	Opponent	Score	RPI	S	Opponent	Score	RPI	S	Opponent	Score	
								127	A	Xavier	66	71
								176	N	La Salle	51	59
								184	H	Boston U.	72	57
								199	H	Northeastern	65	50
								209	A	Dartmouth	49	57
								235	N	Fairfield	71	61
								257	H	Manhattan	68	55
								290	A	Wagner	65	53
								291	A	Bryant	74	65
LAST 12 Division I GAMES:												
290	A	Wagner	65	53	257	H	Manhattan	68	55			
184	H	Boston U.	72	57	209	A	Dartmouth	49	57			
127	A	Xavier	66	71	199	H	Northeastern	65	50			
					235	N	Fairfield	71	61			
					176	N	La Salle	51	59			
					291	A	Bryant	74	65			

Non-Div I Games: Colby-Sawyer 64 40

New Hampshire

  Loss, 
  Non-Conf, 
  S Site, 
  H Home 
  A Away 
N Neutral

Average RPI Win:	150	WON-LOST	WINNING	LAST 10	STRENGTH OF	OPP. STRENGTH	TEAM	ADJ.	CONF.	ADJ CONF.
Average RPI Loss:	0	RECORD	PCT. RANK	GAMES	SCHEDULE	OF SCHEDULE	RPI	RPI	RPI	RPI
DIV. I ONLY	10- 0	1	9- 0	76	47	11	11	20	20	
DIV. I NON-CONF.	10- 0	1	10- 0	76	47	11	11	20	20	
TOTALS	RPI 1-25	RPI 26-50	W-L RECORDS	RPI 51-100	RPI 101-150	RPI 150+				
10- 0	0- 0	0- 0	OVERALL	3- 0	1- 0	6- 0				
8- 0	0- 0	0- 0	HOME	3- 0	1- 0	4- 0				
2- 0	0- 0	0- 0	AWAY	0- 0	0- 0	2- 0				
0- 0	0- 0	0- 0	NEUTRAL	0- 0	0- 0	0- 0				
10- 0	0- 0	0- 0	NON-CONFERENCE	3- 0	1- 0	6- 0				
8- 0	0- 0	0- 0	HOME	3- 0	1- 0	4- 0				
2- 0	0- 0	0- 0	AWAY	0- 0	0- 0	2- 0				
0- 0	0- 0	0- 0	NEUTRAL	0- 0	0- 0	0- 0				
0- 0	0- 0	0- 0	CONFERENCE	0- 0	0- 0	0- 0				
0- 0	0- 0	0- 0	HOME	0- 0	0- 0	0- 0				
0- 0	0- 0	0- 0	AWAY	0- 0	0- 0	0- 0				
0- 0	0- 0	0- 0	NEUTRAL	0- 0	0- 0	0- 0				

RPI 1-25				Team's RPI: 11		RPI 26-50				RPI 51-100				RPI 101+			
RPI	S	Opponent	Score	RPI	S	Opponent	Score	RPI	S	Opponent	Score	RPI	S	Opponent	Score		
								55	H	Marquette	88 87	149	H	Illinois	97 68		
								77	H	Western Mich.	88 76	160	A	New Mexico St.	101 93		
								81	H	Navy	94 87	160	H	New Mexico St.	86 75		
												177	A	UTEP	59 35		
												191	H	UC Irvine	83 61		
												212	H	Wichita St.	76 62		
												238	H	Texas Tech	90 56		
LAST 12 Division I GAMES:																	
				81	H	Navy	94 87	177	A	UTEP	59 35						
				238	H	Texas Tech	90 56	149	H	Illinois	97 68						
				160	A	New Mexico St.	101 93	191	H	UC Irvine	83 61						
				77	H	Western Mich.	88 76	212	H	Wichita St.	76 62						
								160	H	New Mexico St.	86 75						
								55	H	Marquette	88 87						

Non-Div I Games: Northern N.M. 107 66

New Mexico

Average RPI Win:	197	WON-LOST	WINNING	LAST 10	STRENGTH OF	OPP. STRENGTH	TEAM	ADJ.	CONF.	ADJ CONF.
Average RPI Loss:	73	RECORD	PCT. RANK	GAMES	SCHEDULE	OF SCHEDULE	RPI	RPI	RPI	RPI
DIV. I ONLY	2- 5	248	2- 5	14	183	160	160	30	30	
DIV. I NON-CONF.	2- 5	248	2- 5	14	183	160	160	30	30	
TOTALS	RPI 1-25	RPI 26-50	W-L RECORDS	RPI 51-100	RPI 101-150	RPI 150+				
2- 5	0- 2	0- 0	OVERALL	0- 2	0- 0	2- 1				
2- 2	0- 1	0- 0	HOME	0- 1	0- 0	2- 0				
0- 1	0- 1	0- 0	AWAY	0- 0	0- 0	0- 0				
0- 2	0- 0	0- 0	NEUTRAL	0- 1	0- 0	0- 1				
2- 5	0- 2	0- 0	NON-CONFERENCE	0- 2	0- 0	2- 1				
2- 2	0- 1	0- 0	HOME	0- 1	0- 0	2- 0				
0- 1	0- 1	0- 0	AWAY	0- 0	0- 0	0- 0				
0- 2	0- 0	0- 0	NEUTRAL	0- 1	0- 0	0- 1				
0- 0	0- 0	0- 0	CONFERENCE	0- 0	0- 0	0- 0				
0- 0	0- 0	0- 0	HOME	0- 0	0- 0	0- 0				
0- 0	0- 0	0- 0	AWAY	0- 0	0- 0	0- 0				
0- 0	0- 0	0- 0	NEUTRAL	0- 0	0- 0	0- 0				

RPI 1-25				RPI 26-50				RPI 51-100				RPI 101+ Team's RPI: 160			
RPI	S	Opponent	Score	RPI	S	Opponent	Score	RPI	S	Opponent	Score	RPI	S	Opponent	Score
11	A	New Mexico	75 86					77	H	Western Mich.	55 64	177	H	UTEP	76 68
11	H	New Mexico	93 101					86	N	Arkansas	60 69	182	N	Texas Southern	50 66
												217	H	A&M-Corpus Christi	70 61
LAST 12 Division I GAMES:															
177	H	UTEP	76 68	11	A	New Mexico	75 86								
11	H	New Mexico	93 101	77	H	Western Mich.	55 64								
86	N	Arkansas	60 69												
182	N	Texas Southern	50 66												
217	H	A&M-Corpus Christi	70 61												

Non-Div I Games: Tex. Permian Basin 85 58

New Mexico St.

  Loss, 
  Non-Conf, 
S Site, 
  Home 
  Away 
N Neutral



## New Orleans

Through Games Of Dec. 10, 2017

Average RPI Win:	206	WON-LOST	WINNING	LAST 10	STRENGTH OF	OPP. STRENGTH	TEAM	ADJ.	CONF.	ADJ CONF.
Average RPI Loss:	101	RECORD	PCT. RANK	GAMES	SCHEDULE	OF SCHEDULE	RPI	RPI	RPI	RPI
DIV. I ONLY	1- 7	302	1- 7	104	66	264	264	26	26	
DIV. I NON-CONF.	1- 7	302	1- 7	104	66	264	264	26	26	
TOTALS	RPI 1-25	RPI 26-50	W-L RECORDS	RPI 51-100	RPI 101-150	RPI 150+				
1- 7	0- 0	0- 2	OVERALL	0- 1	0- 2	1- 2				
1- 2	0- 0	0- 1	HOME	0- 0	0- 1	1- 0				
0- 5	0- 0	0- 0	AWAY	0- 0	0- 0	0- 1				
0- 0	0- 0	0- 0	NEUTRAL	0- 0	0- 0	0- 0				
1- 7	0- 0	0- 2	NON-CONFERENCE	0- 1	0- 2	1- 2				
1- 2	0- 0	0- 1	HOME	0- 0	0- 1	1- 0				
0- 5	0- 0	0- 1	AWAY	0- 1	0- 1	0- 2				
0- 0	0- 0	0- 0	NEUTRAL	0- 0	0- 0	0- 0				
0- 0	0- 0	0- 0	CONFERENCE	0- 0	0- 0	0- 0				
0- 0	0- 0	0- 0	HOME	0- 0	0- 0	0- 0				
0- 0	0- 0	0- 0	AWAY	0- 0	0- 0	0- 0				
0- 0	0- 0	0- 0	NEUTRAL	0- 0	0- 0	0- 0				

RPI S	Opponent	Score	RPI S	Opponent	Score	RPI S	Opponent	Score	RPI S	Opponent	Score	Team's RPI: 264
33	A Missouri	45 81	34	H Houston	66 78	58	A South Ala.	45 67	103	A Miami (FL)	46 76	
									123	H Jacksonville St.	54 59	
									162	A Tulane	56 79	
									194	A Louisiana	57 66	
									206	H CSUN	76 73	
LAST 12 Division I GAMES:												
103	A Miami (FL)	46 76	162	A Tulane	56 79	33	A Missouri	45 81				
34	H Houston	66 78	123	H Jacksonville St.	54 59	58	A South Ala.	45 67				
206	H CSUN	76 73										
194	A Louisiana	57 66										

Non-Div I Games:

New Orleans

■ Loss, 
 ■ Non-Conf, S Site, 
 ■ Home 
 ■ Away 
 N Neutral

Niagara

Through Games Of Dec. 10, 2017

Average RPI Win:	154	WON-LOST	WINNING	LAST 10	STRENGTH OF	OPP. STRENGTH	TEAM	ADJ.	CONF.	ADJ CONF.
Average RPI Loss:	130	RECORD	PCT. RANK	GAMES	SCHEDULE	OF SCHEDULE	RPI	RPI	RPI	RPI
DIV. I ONLY	1- 8	316	1- 8	136	125	271	271	21	21	
DIV. I NON-CONF.	1- 8	316	1- 8	136	125	271	271	21	21	
TOTALS	RPI 1-25	RPI 26-50	W-L RECORDS	RPI 51-100	RPI 101-150	RPI 150+				
1- 8	0- 0	0- 1	OVERALL	0- 2	0- 1	1- 4				
0- 3	0- 0	0- 0	HOME	0- 2	0- 0	0- 1				
0- 4	0- 0	0- 1	AWAY	0- 0	0- 1	0- 2				
1- 1	0- 0	0- 0	NEUTRAL	0- 0	0- 0	1- 1				
1- 8	0- 0	0- 1	NON-CONFERENCE	0- 2	0- 1	1- 4				
0- 3	0- 0	0- 0	HOME	0- 2	0- 0	0- 1				
0- 4	0- 0	0- 1	AWAY	0- 0	0- 1	0- 2				
1- 1	0- 0	0- 0	NEUTRAL	0- 0	0- 0	1- 1				
0- 0	0- 0	0- 0	CONFERENCE	0- 0	0- 0	0- 0				
0- 0	0- 0	0- 0	HOME	0- 0	0- 0	0- 0				
0- 0	0- 0	0- 0	AWAY	0- 0	0- 0	0- 0				
0- 0	0- 0	0- 0	NEUTRAL	0- 0	0- 0	0- 0				

RPI S	Opponent	Score	RPI S	Opponent	Score	RPI S	Opponent	Score	RPI S	Opponent	Score	Team's RPI: 271
37	A Maryland	65 92	52	H Drexel	65 66	133	A Hartford	65 83	154	N Louisiana Tech	73 67	
			92	H Saint Joseph's	69 93	155	A Oakland	59 67	170	H Cleveland St.	61 70	
						194	N Louisiana	52 68	203	A St. Bonaventure	58 76	
LAST 12 Division I GAMES:												
52	H Drexel	65 66	170	H Cleveland St.	61 70							
133	A Hartford	65 83	154	N Louisiana Tech	73 67							
203	A St. Bonaventure	58 76	194	N Louisiana	52 68							
			155	A Oakland	59 67							
			37	A Maryland	65 92							
			92	H Saint Joseph's	69 93							

Non-Div I Games:

Niagara

Loss, Non-Conf, S Site, H Home A Away N Neutral

Average RPI Win:	305	WON-LOST	WINNING	LAST 10	STRENGTH OF	OPP. STRENGTH	TEAM	ADJ.	CONF.	ADJ CONF.
Average RPI Loss:	146	RECORD	PCT. RANK	GAMES	SCHEDULE	OF SCHEDULE	RPI	RPI	RPI	RPI
DIV. I ONLY	1- 4	286	1- 4	69	343	222	222	26	26	
DIV. I NON-CONF.	1- 4	286	1- 4	69	343	222	222	26	26	
TOTALS	RPI 1-25	RPI 26-50	W-L RECORDS	RPI 51-100	RPI 101-150	RPI 150+				
1- 4	0- 0	0- 0	OVERALL	0- 1	0- 2	1- 1				
0- 1	0- 0	0- 0	HOME	0- 0	0- 1	0- 0				
1- 2	0- 0	0- 0	AWAY	0- 1	0- 0	1- 1				
0- 1	0- 0	0- 0	NEUTRAL	0- 0	0- 1	0- 0				
1- 4	0- 0	0- 0	NON-CONFERENCE	0- 1	0- 2	1- 1				
0- 1	0- 0	0- 0	HOME	0- 0	0- 1	0- 0				
1- 2	0- 0	0- 0	AWAY	0- 1	0- 0	1- 1				
0- 1	0- 0	0- 0	NEUTRAL	0- 0	0- 1	0- 0				
0- 0	0- 0	0- 0	CONFERENCE	0- 0	0- 0	0- 0				
0- 0	0- 0	0- 0	HOME	0- 0	0- 0	0- 0				
0- 0	0- 0	0- 0	AWAY	0- 0	0- 0	0- 0				
0- 0	0- 0	0- 0	NEUTRAL	0- 0	0- 0	0- 0				

RPI 1-25			RPI 26-50			RPI 51-100			RPI 101+			Team's RPI: 222
RPI	S	Opponent	Score	RPI	S	Opponent	Score	RPI	S	Opponent	Score	
						79 A LSU	50 65			135 H Jacksonville	61 69	
										150 N Bradley	65 75	
										219 A SMU	61 68	
										305 A Jackson St.	90 64	
LAST 12 Division I GAMES:												
						305 A Jackson St.	90 64					
						150 N Bradley	65 75					
						79 A LSU	50 65					
						135 H Jacksonville	61 69					
						219 A SMU	61 68					

Non-Div I Games: Spring Hill 78 70 Evangel 72 55 Southern-N.O. 83 45

Nicholls St.

Loss, Non-Conf, S Site, H Home A Away N Neutral

Average RPI Win:	307	WON-LOST	WINNING	LAST 10	STRENGTH OF	OPP. STRENGTH	TEAM	ADJ.	CONF.	ADJ CONF.
Average RPI Loss:	172	RECORD	PCT. RANK	GAMES	SCHEDULE	OF SCHEDULE	RPI	RPI	RPI	RPI
DIV. I ONLY	2- 5	248	2- 5	259	332	283	283	32	32	
DIV. I NON-CONF.	2- 5	248	2- 5	259	332	283	283	32	32	
TOTALS	RPI 1-25	RPI 26-50	W-L RECORDS	RPI 51-100	RPI 101-150	RPI 150+				
2- 5	0- 0	0- 0	OVERALL	0- 1	0- 2	2- 2				
0- 2	0- 0	0- 0	HOME	0- 0	0- 1	0- 1				
1- 2	0- 0	0- 0	AWAY	0- 1	0- 0	1- 1				
1- 1	0- 0	0- 0	NEUTRAL	0- 0	0- 1	1- 0				
2- 5	0- 0	0- 0	NON-CONFERENCE	0- 1	0- 2	2- 2				
0- 2	0- 0	0- 0	HOME	0- 0	0- 1	0- 1				
1- 2	0- 0	0- 0	AWAY	0- 1	0- 0	1- 1				
1- 1	0- 0	0- 0	NEUTRAL	0- 0	0- 1	1- 0				
0- 0	0- 0	0- 0	CONFERENCE	0- 0	0- 0	0- 0				
0- 0	0- 0	0- 0	HOME	0- 0	0- 0	0- 0				
0- 0	0- 0	0- 0	AWAY	0- 0	0- 0	0- 0				
0- 0	0- 0	0- 0	NEUTRAL	0- 0	0- 0	0- 0				

RPI 1-25			RPI 26-50			RPI 51-100			RPI 101+			Team's RPI: 283
RPI	S	Opponent	Score	RPI	S	Opponent	Score	RPI	S	Opponent	Score	
						81 A Navy	51 70			105 N Bowling Green	50 59	
										122 H High Point	56 59	
										256 A East Carolina	46 51	
										268 N St. Francis Brooklyn	52 51	
										296 H Loyola Maryland	58 61	
										346 A VCU	66 52	
LAST 12 Division I GAMES:												
						346 A VCU	66 52			256 A East Carolina	46 51	
										122 H High Point	56 59	
										268 N St. Francis Brooklyn	52 51	
										105 N Bowling Green	50 59	
										296 H Loyola Maryland	58 61	
										81 A Navy	51 70	

Non-Div I Games:

Norfolk St.

## North Carolina

Through Games Of Dec. 10, 2017

Average RPI Win:	164	WON-LOST	WINNING	LAST 10	STRENGTH OF	OPP. STRENGTH	TEAM	ADJ.	CONF.	ADJ CONF.
Average RPI Loss:	88	RECORD	PCT. RANK	GAMES	SCHEDULE	OF SCHEDULE	RPI	RPI	RPI	RPI
DIV. I ONLY	8- 2	38	8- 2	125	146	89	89	2	2	
DIV. I NON-CONF.	8- 2	38	8- 2	125	146	89	89	2	2	
TOTALS	RPI 1-25	RPI 26-50	W-L RECORDS	RPI 51-100	RPI 101-150	RPI 150+				
8- 2	1- 0	0- 0	OVERALL	1- 1	2- 1	4- 0				
8- 2	1- 0	0- 0	HOME	1- 1	2- 1	4- 0				
0- 0	0- 0	0- 0	AWAY	0- 0	0- 0	0- 0				
0- 0	0- 0	0- 0	NEUTRAL	0- 0	0- 0	0- 0				
8- 2	1- 0	0- 0	NON-CONFERENCE	1- 1	2- 1	4- 0				
8- 2	1- 0	0- 0	HOME	1- 1	2- 1	4- 0				
0- 0	0- 0	0- 0	AWAY	0- 0	0- 0	0- 0				
0- 0	0- 0	0- 0	NEUTRAL	0- 0	0- 0	0- 0				
0- 0	0- 0	0- 0	CONFERENCE	0- 0	0- 0	0- 0				
0- 0	0- 0	0- 0	HOME	0- 0	0- 0	0- 0				
0- 0	0- 0	0- 0	AWAY	0- 0	0- 0	0- 0				
0- 0	0- 0	0- 0	NEUTRAL	0- 0	0- 0	0- 0				

RPI 1-25				RPI 26-50				RPI 51-100				RPI 101+			
RPI	S	Opponent	Score	RPI	S	Opponent	Score	RPI	S	Opponent	Score	RPI	S	Opponent	Score
22	H	Colorado	87 80					58	H	South Ala.	84 85	109	H	Furman	84 56
								59	H	Minnesota	88 83	117	H	Hampton	66 70
												133	H	Hartford	90 70
												220	H	Presbyterian	91 56
												241	H	Radford	79 46
												246	H	UNCW	86 60
												279	H	Appalachian St.	56 43
LAST 12 Division I GAMES:															
109	H	Furman	84 56	246	H	UNCW	86 60	58	H	South Ala.	84 85	22	H	Colorado	87 80
220	H	Presbyterian	91 56	241	H	Radford	79 46	117	H	Hampton	66 70				
279	H	Appalachian St.	56 43												
133	H	Hartford	90 70												
59	H	Minnesota	88 83												

N  
o  
r  
t  
h  
C  
a  
r  
o  
l  
i  
n  
aN  
o  
r  
t  
h  
C  
a  
r  
o  
l  
i  
n  
a

Non-Div I Games:

North Carolina

■ Loss, 
 ■ Non-Conf, S Site, 
 ■ Home 
 ■ Away 
 N Neutral

## North Dakota

Through Games Of Dec. 10, 2017

Average RPI Win:	206	WON-LOST	WINNING	LAST 10	STRENGTH OF	OPP. STRENGTH	TEAM	ADJ.	CONF.	ADJ CONF.
Average RPI Loss:	49	RECORD	PCT. RANK	GAMES	SCHEDULE	OF SCHEDULE	RPI	RPI	RPI	RPI
DIV. I ONLY	5- 3	103	5- 3	161	62	72	72	17	17	
DIV. I NON-CONF.	5- 3	103	5- 3	161	62	72	72	17	17	
TOTALS	RPI 1-25	RPI 26-50	W-L RECORDS	RPI 51-100	RPI 101-150	RPI 150+				
5- 3	0- 1	0- 1	OVERALL	0- 1	0- 0	5- 0				
3- 0	0- 0	0- 0	HOME	0- 0	0- 0	3- 0				
1- 3	0- 1	0- 1	AWAY	0- 1	0- 0	1- 0				
1- 0	0- 0	0- 0	NEUTRAL	0- 0	0- 0	1- 0				
5- 3	0- 1	0- 1	NON-CONFERENCE	0- 1	0- 0	5- 0				
3- 0	0- 0	0- 0	HOME	0- 0	0- 0	3- 0				
1- 3	0- 1	0- 1	AWAY	0- 1	0- 0	1- 0				
1- 0	0- 0	0- 0	NEUTRAL	0- 0	0- 0	1- 0				
0- 0	0- 0	0- 0	CONFERENCE	0- 0	0- 0	0- 0				
0- 0	0- 0	0- 0	HOME	0- 0	0- 0	0- 0				
0- 0	0- 0	0- 0	AWAY	0- 0	0- 0	0- 0				
0- 0	0- 0	0- 0	NEUTRAL	0- 0	0- 0	0- 0				

RPI 1-25				RPI 26-50				RPI 51-100				Team's RPI: 72		RPI 101+			
RPI	S	Opponent	Score	RPI	S	Opponent	Score	RPI	S	Opponent	Score	RPI	S	Opponent	Score		
20	A	Baylor	43 105	28	A	South Dakota St.	52 66	100	A	Oregon St.	55 65	157	N	Lamar University	73 70		
												174	H	UNI	80 72		
												196	H	North Dakota St.	79 68		
												242	A	UTSA	60 47		
												259	H	Massachusetts	82 52		
LAST 12 Division I GAMES:																	
20	A	Baylor	43 105	196	H	North Dakota St.	79 68	100	A	Oregon St.	55 65						
174	H	UNI	80 72														
242	A	UTSA	60 47														
157	N	Lamar University	73 70														
259	H	Massachusetts	82 52														
28	A	South Dakota St.	52 66														

Non-Div I Games:

North Dakota

■ Loss, 
 ■ Non-Conf, S Site, 
 ■ Home 
 ■ Away 
 N Neutral

Average RPI Win:	310	WON-LOST	WINNING	LAST 10	STRENGTH OF	OPP. STRENGTH	TEAM	ADJ.	CONF.	ADJ CONF.
Average RPI Loss:	82	RECORD	PCT. RANK	GAMES	SCHEDULE	OF SCHEDULE	RPI	RPI	RPI	RPI
DIV. I ONLY	3- 5	220	3- 5	123	283	196	196	12	12	
DIV. I NON-CONF.	3- 5	220	3- 5	123	283	196	196	12	12	
TOTALS	RPI 1-25	RPI 26-50	W-L RECORDS	RPI 51-100	RPI 101-150	RPI 150+				
3- 5	0- 1	0- 0	OVERALL	0- 3	0- 0	3- 1				
2- 1	0- 0	0- 0	HOME	0- 0	0- 0	2- 1				
0- 4	0- 1	0- 0	AWAY	0- 3	0- 0	0- 0				
1- 0	0- 0	0- 0	NEUTRAL	0- 0	0- 0	1- 0				
3- 5	0- 1	0- 0	NON-CONFERENCE	0- 3	0- 0	3- 1				
2- 1	0- 0	0- 0	HOME	0- 0	0- 0	2- 1				
0- 4	0- 1	0- 0	AWAY	0- 3	0- 0	0- 0				
1- 0	0- 0	0- 0	NEUTRAL	0- 0	0- 0	1- 0				
0- 0	0- 0	0- 0	CONFERENCE	0- 0	0- 0	0- 0				
0- 0	0- 0	0- 0	HOME	0- 0	0- 0	0- 0				
0- 0	0- 0	0- 0	AWAY	0- 0	0- 0	0- 0				
0- 0	0- 0	0- 0	NEUTRAL	0- 0	0- 0	0- 0				

RPI 1-25				RPI 26-50				RPI 51-100				RPI 101+				Team's RPI: 196	
RPI	S	Opponent	Score	RPI	S	Opponent	Score	RPI	S	Opponent	Score	RPI	S	Opponent	Score		
22	A	Colorado	59 108					61	A	Milwaukee	38 74	175	H	UTRGV	79 82		
								72	A	North Dakota	68 79	259	H	Massachusetts	82 70		
								81	A	Navy	54 67	329	H	NJIT	105 58		
												342	N	UMBC	67 53		
LAST 12 Division I GAMES:																	
				81	A	Navy	54 67	72	A	North Dakota	68 79						
				259	H	Massachusetts	82 70	175	H	UTRGV	79 82						
				329	H	NJIT	105 58	61	A	Milwaukee	38 74						
								22	A	Colorado	59 108						
								342	N	UMBC	67 53						

Non-Div I Games: Valley City St. 67 58 Mayville St. 87 43

North Dakota St.

## North Florida

Through Games Of Dec. 10, 2017

Average RPI Win:	294	WON-LOST	WINNING	LAST 10	STRENGTH OF	OPP. STRENGTH	TEAM	ADJ.	CONF.	ADJ CONF.
Average RPI Loss:	113	RECORD	PCT. RANK	GAMES	SCHEDULE	OF SCHEDULE	RPI	RPI	RPI	RPI
DIV. I ONLY	3- 4	205	3- 4	62	315	110	110	16	16	
DIV. I NON-CONF.	3- 4	205	3- 4	62	315	110	110	16	16	
TOTALS	RPI 1-25	RPI 26-50	W-L RECORDS	RPI 51-100	RPI 101-150	RPI 150+				
3- 4	0- 2	0- 0	OVERALL	0- 0	0- 0	3- 2				
1- 0	0- 0	0- 0	HOME	0- 0	0- 0	1- 0				
2- 3	0- 2	0- 0	AWAY	0- 0	0- 0	2- 1				
0- 1	0- 0	0- 0	NEUTRAL	0- 0	0- 0	0- 1				
3- 4	0- 2	0- 0	NON-CONFERENCE	0- 0	0- 0	3- 2				
1- 0	0- 0	0- 0	HOME	0- 0	0- 0	1- 0				
2- 3	0- 2	0- 0	AWAY	0- 0	0- 0	2- 1				
0- 1	0- 0	0- 0	NEUTRAL	0- 0	0- 0	0- 1				
0- 0	0- 0	0- 0	CONFERENCE	0- 0	0- 0	0- 0				
0- 0	0- 0	0- 0	HOME	0- 0	0- 0	0- 0				
0- 0	0- 0	0- 0	AWAY	0- 0	0- 0	0- 0				
0- 0	0- 0	0- 0	NEUTRAL	0- 0	0- 0	0- 0				

RPI	S	Opponent	Score
8	A	Florida St.	51 109
15	A	West Virginia	59 87

RPI	S	Opponent	Score
-----	---	----------	-------

RPI	S	Opponent	Score
-----	---	----------	-------

RPI	S	Opponent	Score
205	N	Monmouth	57 67
223	A	Fla. Atlantic	75 83
225	A	Morehead St.	61 56
321	A	Florida A&M	77 68
337	H	Bethune-Cookman	70 63

## LAST 12 Division I GAMES:

321	A	Florida A&M	77 68
223	A	Fla. Atlantic	75 83
337	H	Bethune-Cookman	70 63

205	N	Monmouth	57 67
15	A	West Virginia	59 87
225	A	Morehead St.	61 56
8	A	Florida St.	51 109

Non-Div I Games: Warner 74 38 Webber Int'l 81 53

North Florida

■ Loss, 
 ■ Non-Conf, S Site, 
 ■ Home 
 ■ Away 
 N Neutral



Non-Conference				Through Games Of Dec. 10, 1917						
Average RPI Win:	239	WON-LOST	WINNING	LAST 10	STRENGTH OF	OPP. STRENGTH	TEAM	ADJ.	CONF.	ADJ CONF.
Average RPI Loss:	57	RECORD	PCT. RANK	GAMES	SCHEDULE	OF SCHEDULE	RPI	RPI	RPI	RPI
DIV. I ONLY	5- 2	76	5- 2	226	84	126	126	19	19	
DIV. I NON-CONF.	5- 2	76	5- 2	226	84	126	126	19	19	
-----										
TOTALS	RPI 1-25		RPI 26-50		W-L RECORDS		RPI 51-100		RPI 101-150	RPI 150+
5- 2	0- 1		0- 0		OVERALL		0- 1		0- 0	5- 0
3- 1	0- 1		0- 0		HOME		0- 0		0- 0	3- 0
0- 1	0- 0		0- 0		AWAY		0- 1		0- 0	0- 0
2- 0	0- 0		0- 0		NEUTRAL		0- 0		0- 0	2- 0
5- 2	0- 1		0- 0		NON-CONFERENCE		0- 1		0- 0	5- 0
3- 1	0- 1		0- 0		HOME		0- 0		0- 0	3- 0
0- 1	0- 0		0- 0		AWAY		0- 1		0- 0	0- 0
2- 0	0- 0		0- 0		NEUTRAL		0- 0		0- 0	2- 0
0- 0	0- 0		0- 0		CONFERENCE		0- 0		0- 0	0- 0
0- 0	0- 0		0- 0		HOME		0- 0		0- 0	0- 0
0- 0	0- 0		0- 0		AWAY		0- 0		0- 0	0- 0
0- 0	0- 0		0- 0		NEUTRAL		0- 0		0- 0	0- 0

RPI 1-25					
RPI	S	Opponent	Score		
18	H	Kansas St.	54	55	
RPI 26-50					
RPI	S	Opponent	Score		
RPI 51-100					
RPI	S	Opponent	Score		
96	A	Indiana	63	68	
RPI 101+					
RPI	S	Opponent	Score		
176	H	La Salle	70	44	
219	H	SMU	47	40	
239	H	Tulsa	66	43	
251	N	Detroit Mercy	63	57	
312	N	Coastal Caro.	50	34	
Team's RPI: 126					
LAST 12 Division I GAMES:					
239	H	Tulsa	66	43	
219	H	SMU	47	40	
251	N	Detroit Mercy	63	57	
312	N	Coastal Caro.	50	34	
18	H	Kansas St.	54	55	
176	H	La Salle	70	44	
96	A	Indiana	63	68	

Non-Div I Games:	Mid-Amer. Christian86	52	Tex. A&M Int'l	64	38
------------------	-----------------------	----	----------------	----	----

North Texas

■ Loss, ■ Non-Conf, S Site, H Home A Away N Neutral

## Northeastern

Through Games Of Dec. 10, 2017

Average RPI Win:	228	WON-LOST	WINNING	LAST 10	STRENGTH OF	OPP. STRENGTH	TEAM	ADJ.	CONF.	ADJ CONF.
Average RPI Loss:	128	RECORD	PCT. RANK	GAMES	SCHEDULE	OF SCHEDULE	RPI	RPI	RPI	RPI
DIV. I ONLY	3- 5	220	3- 5	122	242	199	199	10	10	
DIV. I NON-CONF.	3- 5	220	3- 5	122	242	199	199	10	10	
TOTALS	RPI 1-25	RPI 26-50	W-L RECORDS	RPI 51-100	RPI 101-150	RPI 150+				
3- 5	0- 0	0- 1	OVERALL	0- 0	0- 2	3- 2				
2- 2	0- 0	0- 0	HOME	0- 0	0- 2	2- 0				
1- 2	0- 0	0- 0	AWAY	0- 0	0- 0	1- 2				
0- 1	0- 0	0- 1	NEUTRAL	0- 0	0- 0	0- 0				
3- 5	0- 0	0- 1	NON-CONFERENCE	0- 0	0- 2	3- 2				
2- 2	0- 0	0- 0	HOME	0- 0	0- 2	2- 0				
1- 2	0- 0	0- 0	AWAY	0- 0	0- 0	1- 2				
0- 1	0- 0	0- 1	NEUTRAL	0- 0	0- 0	0- 0				
0- 0	0- 0	0- 0	CONFERENCE	0- 0	0- 0	0- 0				
0- 0	0- 0	0- 0	HOME	0- 0	0- 0	0- 0				
0- 0	0- 0	0- 0	AWAY	0- 0	0- 0	0- 0				
0- 0	0- 0	0- 0	NEUTRAL	0- 0	0- 0	0- 0				

RPI 1-25			RPI 26-50			RPI 51-100			RPI 101+			Team's RPI: 199
RPI	S	Opponent	Score	RPI	S	Opponent	Score	RPI	S	Opponent	Score	
				34	N	Houston	64 72					
								120	H	Harvard	69 79	
								142	H	Providence	95 98	
								159	A	New Hampshire	50 65	
								184	A	Boston U.	73 74	
								189	H	Marist	78 72	
								235	H	Fairfield	63 43	
								259	A	Massachusetts	64 54	
LAST 12 Division I GAMES:												
120	H	Harvard	69 79	159	A	New Hampshire	50 65					
184	A	Boston U.	73 74	34	N	Houston	64 72					
				259	A	Massachusetts	64 54					
				189	H	Marist	78 72					
				235	H	Fairfield	63 43					
				142	H	Providence	95 98					

Non-Div I Games:

Northeastern

Loss, 
Non-Conf, S Site, H Home
A Away 
N Neutral

Average RPI Win:	278	WON-LOST	WINNING	LAST 10	STRENGTH OF	OPP. STRENGTH	TEAM	ADJ.	CONF.	ADJ CONF.
Average RPI Loss:	229	RECORD	PCT. RANK	GAMES	SCHEDULE	OF SCHEDULE	RPI	RPI	RPI	RPI
DIV. I ONLY	2- 5	248	2- 5	272	346	316	316	17	17	
DIV. I NON-CONF.	2- 5	248	2- 5	272	346	316	316	17	17	
TOTALS	RPI 1-25	RPI 26-50	W-L RECORDS	RPI 51-100	RPI 101-150	RPI 150+				
2- 5	0- 0	0- 0	OVERALL	0- 0	0- 0	2- 5				
1- 3	0- 0	0- 0	HOME	0- 0	0- 0	1- 3				
0- 2	0- 0	0- 0	AWAY	0- 0	0- 0	0- 2				
1- 0	0- 0	0- 0	NEUTRAL	0- 0	0- 0	1- 0				
2- 5	0- 0	0- 0	NON-CONFERENCE	0- 0	0- 0	2- 5				
1- 3	0- 0	0- 0	HOME	0- 0	0- 0	1- 3				
0- 2	0- 0	0- 0	AWAY	0- 0	0- 0	0- 2				
1- 0	0- 0	0- 0	NEUTRAL	0- 0	0- 0	1- 0				
0- 0	0- 0	0- 0	CONFERENCE	0- 0	0- 0	0- 0				
0- 0	0- 0	0- 0	HOME	0- 0	0- 0	0- 0				
0- 0	0- 0	0- 0	AWAY	0- 0	0- 0	0- 0				
0- 0	0- 0	0- 0	NEUTRAL	0- 0	0- 0	0- 0				

RPI 1-25				RPI 26-50				RPI 51-100				RPI 101+ Team's RPI: 316			
RPI	S	Opponent	Score	RPI	S	Opponent	Score	RPI	S	Opponent	Score	RPI	S	Opponent	Score
												168	H	Rice	83 88
												181	A	Hawaii	68 84
												231	N	Boise St.	62 60
												245	H	Cal Poly	73 89
												266	A	Denver	73 80
												287	H	UC Santa Barbara	93 96
												324	H	Arizona	84 66
LAST 12 Division I GAMES:															
				245	H	Cal Poly	73 89	168	H	Rice	83 88				
				324	H	Arizona	84 66	287	H	UC Santa Barbara	93 96				
				266	A	Denver	73 80								
				231	N	Boise St.	62 60								
				181	A	Hawaii	68 84								

Non-Div I Games: Antelope Valley 104 49

Northern Ariz.

Average RPI Win:	182	WON-LOST	WINNING	LAST 10	STRENGTH OF	OPP. STRENGTH	TEAM	ADJ.	CONF.	ADJ CONF.
Average RPI Loss:	108	RECORD	PCT. RANK	GAMES	SCHEDULE	OF SCHEDULE	RPI	RPI	RPI	RPI
DIV. I ONLY	6- 3	85	6- 3	87	139	65	65	17	17	
DIV. I NON-CONF.	6- 3	85	6- 3	87	139	65	65	17	17	
TOTALS	RPI 1-25	RPI 26-50	W-L RECORDS	RPI 51-100	RPI 101-150	RPI 150+				
6- 3	0- 0	0- 1	OVERALL	1- 0	1- 2	4- 0				
4- 1	0- 0	0- 0	HOME	1- 0	0- 1	3- 0				
2- 2	0- 0	0- 1	AWAY	0- 0	1- 1	1- 0				
0- 0	0- 0	0- 0	NEUTRAL	0- 0	0- 0	0- 0				
6- 3	0- 0	0- 1	NON-CONFERENCE	1- 0	1- 2	4- 0				
4- 1	0- 0	0- 0	HOME	1- 0	0- 1	3- 0				
2- 2	0- 0	0- 1	AWAY	0- 0	1- 1	1- 0				
0- 0	0- 0	0- 0	NEUTRAL	0- 0	0- 0	0- 0				
0- 0	0- 0	0- 0	CONFERENCE	0- 0	0- 0	0- 0				
0- 0	0- 0	0- 0	HOME	0- 0	0- 0	0- 0				
0- 0	0- 0	0- 0	AWAY	0- 0	0- 0	0- 0				
0- 0	0- 0	0- 0	NEUTRAL	0- 0	0- 0	0- 0				

RPI S	Opponent	Score	RPI S	Opponent	Score	RPI S	Opponent	Score	RPI S	Opponent	Score
			30 A	Quinnipiac	49 60	79 H	LSU	58 50	125 A	DePaul	94 88
									147 H	Colorado St.	44 55
									148 A	Fordham	33 48
									165 H	San Francisco	73 60
									226 H	BYU	79 74
									232 H	Pacific	80 55
									266 A	Denver	71 63
LAST 12 Division I GAMES:											
			30 A	Quinnipiac	49 60	147 H	Colorado St.	44 55			
			165 H	San Francisco	73 60	232 H	Pacific	80 55			
			79 H	LSU	58 50	226 H	BYU	79 74			
			266 A	Denver	71 63	148 A	Fordham	33 48			
			125 A	DePaul	94 88						

Non-Div I Games:

Northern Colo.

Average RPI Win:	241	WON-LOST	WINNING	LAST 10	STRENGTH OF	OPP. STRENGTH	TEAM	ADJ.	CONF.	ADJ CONF.
Average RPI Loss:	89	RECORD	PCT. RANK	GAMES	SCHEDULE	OF SCHEDULE	RPI	RPI	RPI	RPI
DIV. I ONLY	6- 2	61	6- 2	323	124	161	161	7	7	
DIV. I NON-CONF.	6- 2	61	6- 2	323	124	161	161	7	7	
TOTALS	RPI 1-25	RPI 26-50	W-L RECORDS	RPI 51-100	RPI 101-150	RPI 150+				
6- 2	0- 1	0- 0	OVERALL	0- 0	2- 0	4- 1				
3- 0	0- 0	0- 0	HOME	0- 0	2- 0	1- 0				
3- 1	0- 0	0- 0	AWAY	0- 0	0- 0	3- 0				
0- 1	0- 0	0- 0	NEUTRAL	0- 0	0- 0	0- 1				
6- 2	0- 1	0- 0	NON-CONFERENCE	0- 0	2- 0	4- 1				
3- 0	0- 0	0- 0	HOME	0- 0	2- 0	1- 0				
3- 1	0- 1	0- 0	AWAY	0- 0	0- 0	3- 0				
0- 1	0- 0	0- 0	NEUTRAL	0- 0	0- 0	0- 1				
0- 0	0- 0	0- 0	CONFERENCE	0- 0	0- 0	0- 0				
0- 0	0- 0	0- 0	HOME	0- 0	0- 0	0- 0				
0- 0	0- 0	0- 0	AWAY	0- 0	0- 0	0- 0				
0- 0	0- 0	0- 0	NEUTRAL	0- 0	0- 0	0- 0				

RPI S	Opponent	Score	RPI S	Opponent	Score	RPI S	Opponent	Score	RPI S	Opponent	Score	Team's RPI: 161
20	A Iowa	80 105							136	H Western Ill.	96 94	
									150	H Bradley	76 52	
									157	N Lamar University	80 90	
									242	A UTSA	69 55	
									295	H Loyola Chicago	80 71	
									306	A Eastern Ill.	93 64	
									315	A Chicago St.	80 59	
LAST 12 Division I GAMES:												
295	H Loyola Chicago	80 71	150	H Bradley	76 52							
306	A Eastern Ill.	93 64	157	N Lamar University	80 90							
			242	A UTSA	69 55							
			315	A Chicago St.	80 59							
			136	H Western Ill.	96 94							
			20	A Iowa	80 105							

Non-Div I Games:

Northern Ill.

Average RPI Win:	0	WON-LOST	WINNING	LAST 10	STRENGTH OF	OPP. STRENGTH	TEAM	ADJ.	CONF.	ADJ CONF.
Average RPI Loss:	209	RECORD	PCT. RANK	GAMES	SCHEDULE	OF SCHEDULE	RPI	RPI	RPI	RPI
DIV. I ONLY	0- 7	328	0- 7	239	336	344	344	14	14	
DIV. I NON-CONF.	0- 7	328	0- 7	239	336	344	344	14	14	
TOTALS	RPI 1-25	RPI 26-50	W-L RECORDS	RPI 51-100	RPI 101-150	RPI 150+				
0- 7	0- 0	0- 0	OVERALL	0- 1	0- 1	0- 5				
0- 4	0- 0	0- 0	HOME	0- 1	0- 0	0- 3				
0- 3	0- 0	0- 0	AWAY	0- 0	0- 1	0- 2				
0- 0	0- 0	0- 0	NEUTRAL	0- 0	0- 0	0- 0				
0- 7	0- 0	0- 0	NON-CONFERENCE	0- 1	0- 1	0- 5				
0- 4	0- 0	0- 0	HOME	0- 1	0- 0	0- 3				
0- 3	0- 0	0- 0	AWAY	0- 0	0- 1	0- 2				
0- 0	0- 0	0- 0	NEUTRAL	0- 0	0- 0	0- 0				
0- 0	0- 0	0- 0	CONFERENCE	0- 0	0- 0	0- 0				
0- 0	0- 0	0- 0	HOME	0- 0	0- 0	0- 0				
0- 0	0- 0	0- 0	AWAY	0- 0	0- 0	0- 0				
0- 0	0- 0	0- 0	NEUTRAL	0- 0	0- 0	0- 0				

RPI 1-25				RPI 26-50				RPI 51-100				RPI 101+				Team's RPI: 344	
RPI	S	Opponent	Score	RPI	S	Opponent	Score	RPI	S	Opponent	Score	RPI	S	Opponent	Score		
								96	H	Indiana	56	67	134	A	Stetson	56	67
													200	H	Austin Peay	52	53
													210	H	Robert Morris	50	59
													218	H	Kent St.	54	59
													269	A	Illinois St.	37	49
													336	A	Murray St.	87	98
LAST 12 Division I GAMES:																	
				96	H	Indiana	56	67	269	A	Illinois St.	37	49				
				200	H	Austin Peay	52	53	218	H	Kent St.	54	59				
				134	A	Stetson	56	67									
				210	H	Robert Morris	50	59									
				336	A	Murray St.	87	98									

Non-Div I Games: Oakland City 103 25

Northern Ky.

## Northwestern

Through Games Of Dec. 10, 2017

Average RPI Win:	213	WON-LOST	WINNING	LAST 10	STRENGTH OF	OPP. STRENGTH	TEAM	ADJ.	CONF.	ADJ CONF.
Average RPI Loss:	86	RECORD	PCT. RANK	GAMES	SCHEDULE	OF SCHEDULE	RPI	RPI	RPI	RPI
DIV. I ONLY	6- 4	123	6- 4	148	140	115	115	3	3	
DIV. I NON-CONF.	6- 4	123	6- 4	148	140	115	115	3	3	
TOTALS	RPI 1-25	RPI 26-50	W-L RECORDS	RPI 51-100	RPI 101-150	RPI 150+				
6- 4	0- 1	0- 0	OVERALL	0- 2	1- 0	5- 1				
3- 1	0- 0	0- 0	HOME	0- 1	0- 0	3- 0				
2- 1	0- 0	0- 0	AWAY	0- 0	0- 0	2- 0				
1- 2	0- 0	0- 0	NEUTRAL	0- 1	1- 0	0- 1				
6- 4	0- 1	0- 0	NON-CONFERENCE	0- 2	1- 0	5- 1				
3- 1	0- 0	0- 0	HOME	0- 1	0- 0	3- 0				
2- 1	0- 1	0- 0	AWAY	0- 0	0- 0	2- 0				
1- 2	0- 0	0- 0	NEUTRAL	0- 1	1- 0	0- 1				
0- 0	0- 0	0- 0	CONFERENCE	0- 0	0- 0	0- 0				
0- 0	0- 0	0- 0	HOME	0- 0	0- 0	0- 0				
0- 0	0- 0	0- 0	AWAY	0- 0	0- 0	0- 0				
0- 0	0- 0	0- 0	NEUTRAL	0- 0	0- 0	0- 0				

RPI 1-25				RPI 26-50				RPI 51-100				RPI 101+ Team's RPI: 115			
RPI	S	Opponent	Score	RPI	S	Opponent	Score	RPI	S	Opponent	Score	RPI	S	Opponent	Score
23	A	Syracuse	74 81					61	H	Milwaukee	57 66	129	N	Auburn	49 48
								74	N	Chattanooga	44 61	151	H	Stony Brook	68 36
												155	H	Oakland	88 70
												185	N	Georgetown	54 55
												248	A	UT Martin	71 63
												281	H	Santa Clara	57 47
												315	A	Chicago St.	63 36
LAST 12 Division I GAMES:															
129	N	Auburn	49 48	151	H	Stony Brook	68 36								
74	N	Chattanooga	44 61	61	H	Milwaukee	57 66								
281	H	Santa Clara	57 47	23	A	Syracuse	74 81								
248	A	UT Martin	71 63	185	N	Georgetown	54 55								
155	H	Oakland	88 70												
315	A	Chicago St.	63 36												

Non-Div I Games:

Northwestern

■ Loss, 
 ■ Non-Conf, 
 ■ S Site, 
 ■ H Home 
 ■ A Away 
 N Neutral

Average RPI Win:	349	WON-LOST	WINNING	LAST 10	STRENGTH OF	OPP. STRENGTH	TEAM	ADJ.	CONF.	ADJ CONF.
Average RPI Loss:	116	RECORD	PCT. RANK	GAMES	SCHEDULE	OF SCHEDULE	RPI	RPI	RPI	RPI
DIV. I ONLY	1- 4	286	1- 4	140	333	250	250	26	26	
DIV. I NON-CONF.	1- 4	286	1- 4	140	333	250	250	26	26	
TOTALS	RPI 1-25	RPI 26-50	W-L RECORDS	RPI 51-100	RPI 101-150	RPI 150+				
1- 4	0- 0	0- 2	OVERALL	0- 0	0- 0	1- 2				
0- 1	0- 0	0- 0	HOME	0- 0	0- 0	0- 1				
1- 2	0- 0	0- 1	AWAY	0- 0	0- 0	1- 0				
0- 1	0- 0	0- 0	NEUTRAL	0- 0	0- 0	0- 1				
1- 4	0- 0	0- 2	NON-CONFERENCE	0- 0	0- 0	1- 2				
0- 1	0- 0	0- 0	HOME	0- 0	0- 0	0- 1				
1- 2	0- 0	0- 2	AWAY	0- 0	0- 0	1- 0				
0- 1	0- 0	0- 0	NEUTRAL	0- 0	0- 0	0- 1				
0- 0	0- 0	0- 0	CONFERENCE	0- 0	0- 0	0- 0				
0- 0	0- 0	0- 0	HOME	0- 0	0- 0	0- 0				
0- 0	0- 0	0- 0	AWAY	0- 0	0- 0	0- 0				
0- 0	0- 0	0- 0	NEUTRAL	0- 0	0- 0	0- 0				

RPI 1-25			RPI 26-50			RPI 51-100			RPI 101+			Team's RPI: 250
RPI	S	Opponent	Score	RPI	S	Opponent	Score	RPI	S	Opponent	Score	
				46	A	Ole Miss	44 75					
				50	A	Oklahoma St.	44 78					
LAST 12 Division I GAMES:												
						182	N	Texas Southern	43	56		
						349	A	La.-Monroe	70	48		
						186	H	Southern Miss.	59	71		
						50	A	Oklahoma St.	44	78		
						46	A	Ole Miss	44	75		

Non-Div I Games: LeTourneau 82 39 LSU-Shreveport 62 42 LSU-Alexandria 85 55

Northwestern St.



Average RPI Win:	98	WON-LOST	WINNING	LAST 10	STRENGTH OF	OPP. STRENGTH	TEAM	ADJ.	CONF.	ADJ CONF.
Average RPI Loss:	1	RECORD	PCT. RANK	GAMES	SCHEDULE	OF SCHEDULE	RPI	RPI	RPI	RPI
DIV. I ONLY	9- 1	14	9- 1	4	11	2	2	2	2	2
DIV. I NON-CONF.	9- 1	14	9- 1	4	11	2	2	2	2	2
TOTALS	RPI 1-25	RPI 26-50	W-L RECORDS	RPI 51-100	RPI 101-150	RPI 150+				
9- 1	2- 1	2- 0	OVERALL	2- 0	1- 0	2- 0				
2- 0	0- 0	0- 0	HOME	1- 0	0- 0	1- 0				
4- 1	1- 1	1- 0	AWAY	1- 0	0- 0	1- 0				
3- 0	1- 0	1- 0	NEUTRAL	0- 0	1- 0	0- 0				
9- 1	2- 1	2- 0	NON-CONFERENCE	2- 0	1- 0	2- 0				
2- 0	0- 0	0- 0	HOME	1- 0	0- 0	1- 0				
4- 1	1- 1	1- 0	AWAY	1- 0	0- 0	1- 0				
3- 0	1- 0	1- 0	NEUTRAL	0- 0	1- 0	0- 0				
0- 0	0- 0	0- 0	CONFERENCE	0- 0	0- 0	0- 0				
0- 0	0- 0	0- 0	HOME	0- 0	0- 0	0- 0				
0- 0	0- 0	0- 0	AWAY	0- 0	0- 0	0- 0				
0- 0	0- 0	0- 0	NEUTRAL	0- 0	0- 0	0- 0				

RPI	S	Opponent	Score	RPI	S	Opponent	Score	RPI	S	Opponent	Score	RPI	S	Opponent	Score
1	A	UConn	71 80	26	N	South Fla.	76 66	70	H	Michigan St.	90 59	138	N	ETSU	77 46
7	N	South Carolina	92 85	32	A	Western Ky.	78 65	100	A	Oregon St.	72 67	197	A	Penn	66 54
25	A	Michigan	83 63									289	H	Mt. St. Mary's	121 65
LAST 12 Division I GAMES:															
70	H	Michigan St.	90 59	197	A	Penn	66 54								
1	A	UConn	71 80	100	A	Oregon St.	72 67								
25	A	Michigan	83 63	32	A	Western Ky.	78 65								
7	N	South Carolina	92 85	289	H	Mt. St. Mary's	121 65								
26	N	South Fla.	76 66												
138	N	ETSU	77 46												

Non-Div I Games:

Notre Dame

Average RPI Win:	256	WON-LOST	WINNING	LAST 10	STRENGTH OF	OPP. STRENGTH	TEAM	ADJ.	CONF.	ADJ CONF.
Average RPI Loss:	73	RECORD	PCT. RANK	GAMES	SCHEDULE	OF SCHEDULE	RPI	RPI	RPI	RPI
DIV. I ONLY	3- 4	205	3- 4	113	167	155	155	14	14	
DIV. I NON-CONF.	3- 4	205	3- 4	113	167	155	155	14	14	
TOTALS	RPI 1-25	RPI 26-50	W-L RECORDS	RPI 51-100	RPI 101-150	RPI 150+				
3- 4	0- 1	0- 0	OVERALL	0- 2	0- 1	3- 0				
2- 1	0- 0	0- 0	HOME	0- 1	0- 0	2- 0				
1- 3	0- 1	0- 0	AWAY	0- 1	0- 1	1- 0				
0- 0	0- 0	0- 0	NEUTRAL	0- 0	0- 0	0- 0				
3- 4	0- 1	0- 0	NON-CONFERENCE	0- 2	0- 1	3- 0				
2- 1	0- 0	0- 0	HOME	0- 1	0- 0	2- 0				
1- 3	0- 1	0- 0	AWAY	0- 1	0- 1	1- 0				
0- 0	0- 0	0- 0	NEUTRAL	0- 0	0- 0	0- 0				
0- 0	0- 0	0- 0	CONFERENCE	0- 0	0- 0	0- 0				
0- 0	0- 0	0- 0	HOME	0- 0	0- 0	0- 0				
0- 0	0- 0	0- 0	AWAY	0- 0	0- 0	0- 0				
0- 0	0- 0	0- 0	NEUTRAL	0- 0	0- 0	0- 0				

RPI 1-25				RPI 26-50				RPI 51-100				RPI 101+ Team's RPI: 155			
RPI	S	Opponent	Score	RPI	S	Opponent	Score	RPI	S	Opponent	Score	RPI	S	Opponent	Score
25	A	Michigan	69 78					70	A	Michigan St.	63 95	115	A	Northwestern	70 88
								83	H	Central Mich.	85 103	229	A	Canisius	83 48
												269	H	Illinois St.	64 43
												271	H	Niagara	67 59
LAST 12 Division I GAMES:															
271	H	Niagara	67 59	83	H	Central Mich.	85 103								
115	A	Northwestern	70 88	229	A	Canisius	83 48								
70	A	Michigan St.	63 95	25	A	Michigan	69 78								
269	H	Illinois St.	64 43												

Non-Div I Games: Mich.-Dearborn 104 44

Oakland

Average RPI Win:	178	WON-LOST	WINNING	LAST 10	STRENGTH OF	OPP. STRENGTH	TEAM	ADJ.	CONF.	ADJ CONF.
Average RPI Loss:	104	RECORD	PCT. RANK	GAMES	SCHEDULE	OF SCHEDULE	RPI	RPI	RPI	RPI
DIV. I ONLY	4- 3	136	4- 3	95	94	87	87	7	7	
DIV. I NON-CONF.	4- 3	136	4- 3	95	94	87	87	7	7	
TOTALS	RPI 1-25	RPI 26-50	W-L RECORDS	RPI 51-100	RPI 101-150	RPI 150+				
4- 3	0- 1	1- 0	OVERALL	0- 0	1- 1	2- 1				
1- 2	0- 1	0- 0	HOME	0- 0	1- 1	0- 0				
3- 1	0- 0	1- 0	AWAY	0- 0	0- 0	2- 0				
0- 0	0- 0	0- 0	NEUTRAL	0- 0	0- 0	0- 0				
4- 3	0- 1	1- 0	NON-CONFERENCE	0- 0	1- 1	2- 1				
1- 2	0- 1	0- 0	HOME	0- 0	1- 1	0- 0				
3- 1	0- 0	1- 0	AWAY	0- 0	0- 0	2- 1				
0- 0	0- 0	0- 0	NEUTRAL	0- 0	0- 0	0- 0				
0- 0	0- 0	0- 0	CONFERENCE	0- 0	0- 0	0- 0				
0- 0	0- 0	0- 0	HOME	0- 0	0- 0	0- 0				
0- 0	0- 0	0- 0	AWAY	0- 0	0- 0	0- 0				
0- 0	0- 0	0- 0	NEUTRAL	0- 0	0- 0	0- 0				

RPI 1-25				RPI 26-50				RPI 51-100				RPI 101+			
RPI	S	Opponent	Score	RPI	S	Opponent	Score	RPI	S	Opponent	Score	RPI	S	Opponent	Score
25	H	Michigan	61 74	44	A	Purdue	77 71					116	H	IUPUI	52 76
												122	H	High Point	64 61
												170	A	Cleveland St.	64 71
												260	A	Eastern Ky.	69 57
												284	A	Marshall	54 52
LAST 12 Division I GAMES:															
44	A	Purdue	77 71	116	H	IUPUI	52 76	25	H	Michigan	61 74	284	A	Marshall	54 52
170	A	Cleveland St.	64 71	260	A	Eastern Ky.	69 57	122	H	High Point	64 61				

Non-Div I Games: Notre Dame (OH) 93 37

Ohio

Average RPI Win:	109	WON-LOST	WINNING	LAST 10	STRENGTH OF	OPP. STRENGTH	TEAM	ADJ.	CONF.	ADJ CONF.
Average RPI Loss:	27	RECORD	PCT. RANK	GAMES	SCHEDULE	OF SCHEDULE	RPI	RPI	RPI	RPI
DIV. I ONLY	9- 2	32	8- 2	20	8	10	10	3	3	
DIV. I NON-CONF.	9- 2	32	9- 2	20	8	10	10	3	3	
TOTALS	RPI 1-25	RPI 26-50	W-L RECORDS	RPI 51-100	RPI 101-150	RPI 150+				
9- 2	0- 1	4- 0	OVERALL	1- 1	1- 0	3- 0				
5- 1	0- 1	2- 0	HOME	1- 0	1- 0	1- 0				
1- 1	0- 0	0- 0	AWAY	0- 1	0- 0	1- 0				
3- 0	0- 0	2- 0	NEUTRAL	0- 0	0- 0	1- 0				
9- 2	0- 1	4- 0	NON-CONFERENCE	1- 1	1- 0	3- 0				
5- 1	0- 1	2- 0	HOME	1- 0	1- 0	1- 0				
1- 1	0- 0	0- 0	AWAY	0- 1	0- 0	1- 0				
3- 0	0- 0	2- 0	NEUTRAL	0- 0	0- 0	1- 0				
0- 0	0- 0	0- 0	CONFERENCE	0- 0	0- 0	0- 0				
0- 0	0- 0	0- 0	HOME	0- 0	0- 0	0- 0				
0- 0	0- 0	0- 0	AWAY	0- 0	0- 0	0- 0				
0- 0	0- 0	0- 0	NEUTRAL	0- 0	0- 0	0- 0				

RPI 1-25				Team's RPI: 10		RPI 26-50				RPI 51-100				RPI 101+			
RPI	S	Opponent	Score	RPI	S	Opponent	Score	RPI	S	Opponent	Score	RPI	S	Opponent	Score		
3	H	Louisville	90 95	27	N	FGCU	104 62	51	A	Duke	60 69	130	H	Washington	85 76		
				30	H	Quinnipiac	95 63	98	H	Maine	83 70	156	A	Florida	103 77		
				36	H	Stanford	85 64					192	H	Idaho	99 56		
				36	N	Stanford	94 82					280	N	Memphis	100 69		
LAST 12 Division I GAMES:																	
				98	H	Maine	83 70	156	A	Florida	103 77						
				51	A	Duke	60 69	30	H	Quinnipiac	95 63						
				36	N	Stanford	94 82	192	H	Idaho	99 56						
				27	N	FGCU	104 62	3	H	Louisville	90 95						
				280	N	Memphis	100 69	36	H	Stanford	85 64						
				130	H	Washington	85 76										

Non-Div I Games:

Ohio St.

Average RPI Win: 118		WON-LOST	WINNING	LAST 10	STRENGTH OF	OPP. STRENGTH	TEAM	ADJ.	CONF.	ADJ CONF.
Average RPI Loss: 113		RECORD	PCT. RANK	GAMES	SCHEDULE	OF SCHEDULE	RPI	RPI	RPI	RPI
DIV. I ONLY		4- 5	189	4- 5	13	148	62	62	5	5
DIV. I NON-CONF.		4- 5	189	4- 5	13	148	62	62	5	5
TOTALS	RPI 1-25		RPI 26-50		W-L RECORDS	RPI 51-100	RPI 101-150		RPI 150+	
4- 5	0- 1		1- 1		OVERALL	1- 0	1- 1		1- 2	
3- 1	0- 0		1- 0		HOME	1- 0	0- 0		1- 1	
1- 4	0- 1		0- 1		AWAY	0- 0	1- 1		0- 1	
0- 0	0- 0		0- 0		NEUTRAL	0- 0	0- 0		0- 0	
4- 5	0- 1		1- 1		NON-CONFERENCE	1- 0	1- 1		1- 2	
3- 1	0- 0		1- 0		HOME	1- 0	0- 0		1- 1	
1- 4	0- 1		0- 1		AWAY	0- 0	1- 1		0- 1	
0- 0	0- 0		0- 0		NEUTRAL	0- 0	0- 0		0- 0	
0- 0	0- 0		0- 0		CONFERENCE	0- 0	0- 0		0- 0	
0- 0	0- 0		0- 0		HOME	0- 0	0- 0		0- 0	
0- 0	0- 0		0- 0		AWAY	0- 0	0- 0		0- 0	
0- 0	0- 0		0- 0		NEUTRAL	0- 0	0- 0		0- 0	

RPI 1-25				RPI 26-50				RPI 51-100 Team's RPI: 62				RPI 101+			
RPI	S	Opponent	Score	RPI	S	Opponent	Score	RPI	S	Opponent	Score	RPI	S	Opponent	Score
24	A	Oregon	74 92	26	H	South Fla.	79 74	78	H	Belmont	96 73	125	A	DePaul	108 111
				28	A	South Dakota St.	61 67					147	A	Colorado St.	78 46
												156	H	Florida	61 80
												219	H	SMU	87 75
												233	A	Little Rock	56 68
LAST 12 Division I GAMES:															
156	H	Florida	61 80	26	H	South Fla.	79 74								
233	A	Little Rock	56 68	28	A	South Dakota St.	61 67								
24	A	Oregon	74 92	78	H	Belmont	96 73								
147	A	Colorado St.	78 46												
219	H	SMU	87 75												
125	A	DePaul	108 111												

Non-Div I Games:

Oklahoma

■ Loss, 
■ Non-Conf, S Site, 
■ Home 
■ Away 
N Neutral

Average RPI Win:	193	WON-LOST	WINNING	LAST 10	STRENGTH OF	OPP. STRENGTH	TEAM	ADJ.	CONF.	ADJ CONF.
Average RPI Loss:	8	RECORD	PCT. RANK	GAMES	SCHEDULE	OF SCHEDULE	RPI	RPI	RPI	RPI
DIV. I ONLY	7- 2	48	7- 2	128	39	50	50	5	5	
DIV. I NON-CONF.	7- 2	48	7- 2	128	39	50	50	5	5	
TOTALS	RPI 1-25	RPI 26-50	W-L RECORDS	RPI 51-100	RPI 101-150	RPI 150+				
7- 2	0- 2	1- 0	OVERALL	0- 0	0- 0	6- 0				
6- 0	0- 0	1- 0	HOME	0- 0	0- 0	5- 0				
0- 1	0- 1	0- 0	AWAY	0- 0	0- 0	0- 0				
1- 1	0- 1	0- 0	NEUTRAL	0- 0	0- 0	1- 0				
7- 2	0- 2	1- 0	NON-CONFERENCE	0- 0	0- 0	6- 0				
6- 0	0- 0	1- 0	HOME	0- 0	0- 0	5- 0				
0- 1	0- 1	0- 0	AWAY	0- 0	0- 0	0- 0				
1- 1	0- 1	0- 0	NEUTRAL	0- 0	0- 0	1- 0				
0- 0	0- 0	0- 0	CONFERENCE	0- 0	0- 0	0- 0				
0- 0	0- 0	0- 0	HOME	0- 0	0- 0	0- 0				
0- 0	0- 0	0- 0	AWAY	0- 0	0- 0	0- 0				
0- 0	0- 0	0- 0	NEUTRAL	0- 0	0- 0	0- 0				

RPI 1-25				RPI 26-50				Team's RPI: 50	RPI 51-100				RPI 101+			
RPI	S	Opponent	Score	RPI	S	Opponent	Score		RPI	S	Opponent	Score	RPI	S	Opponent	Score
6	A	Mississippi St.	76 79	40	H	UCLA	87 72						164	N	South Dakota	76 68
9	N	Tennessee	69 79										175	H	UTRGV	80 38
													212	H	Wichita St.	91 67
													247	H	Southern U.	94 66
													250	H	Northwestern St.	78 44
													265	H	Incarnate Word	86 35
LAST 12 Division I GAMES:																
250	H	Northwestern St.	78 44	40	H	UCLA	87 72						6	A	Mississippi St.	76 79
175	H	UTRGV	80 38										247	H	Southern U.	94 66
212	H	Wichita St.	91 67										9	N	Tennessee	69 79
265	H	Incarnate Word	86 35										164	N	South Dakota	76 68

Non-Div I Games:

Oklahoma St.

Average RPI Win:	323	WON-LOST	WINNING	LAST 10	STRENGTH OF	OPP. STRENGTH	TEAM	ADJ.	CONF.	ADJ CONF.
Average RPI Loss:	173	RECORD	PCT. RANK	GAMES	SCHEDULE	OF SCHEDULE	RPI	RPI	RPI	RPI
DIV. I ONLY	1- 8	316	1- 8	267	287	338	338	19	19	
DIV. I NON-CONF.	1- 8	316	1- 8	267	287	338	338	19	19	
TOTALS	RPI 1-25	RPI 26-50	W-L RECORDS	RPI 51-100	RPI 101-150	RPI 150+				
1- 8	0- 0	0- 0	OVERALL	0- 3	0- 0	1- 5				
1- 5	0- 0	0- 0	HOME	0- 2	0- 0	1- 3				
0- 2	0- 0	0- 0	AWAY	0- 1	0- 0	0- 1				
0- 1	0- 0	0- 0	NEUTRAL	0- 0	0- 0	0- 1				
1- 8	0- 0	0- 0	NON-CONFERENCE	0- 3	0- 0	1- 5				
1- 5	0- 0	0- 0	HOME	0- 2	0- 0	1- 3				
0- 2	0- 0	0- 0	AWAY	0- 1	0- 0	0- 1				
0- 1	0- 0	0- 0	NEUTRAL	0- 0	0- 0	0- 1				
0- 0	0- 0	0- 0	CONFERENCE	0- 0	0- 0	0- 0				
0- 0	0- 0	0- 0	HOME	0- 0	0- 0	0- 0				
0- 0	0- 0	0- 0	AWAY	0- 0	0- 0	0- 0				
0- 0	0- 0	0- 0	NEUTRAL	0- 0	0- 0	0- 0				

RPI 1-25				RPI 26-50				RPI 51-100				RPI 101+				Team's RPI: 338	
RPI	S	Opponent	Score	RPI	S	Opponent	Score	RPI	S	Opponent	Score	RPI	S	Opponent	Score		
								51	H	Duke	51	84	173	H	Richmond	45	54
								54	H	NC State	56	73	211	N	Saint Francis (PA)	68	79
								73	A	George Mason	53	66	236	H	Liberty	55	63
													243	H	Cincinnati	33	54
													323	H	Coppin St.	75	67
													346	A	VCU	39	68
LAST 12 Division I GAMES:																	
				346	A	VCU	39	68	323	H	Coppin St.	75	67				
				243	H	Cincinnati	33	54	173	H	Richmond	45	54				
				236	H	Liberty	55	63	51	H	Duke	51	84				
									54	H	NC State	56	73				
									211	N	Saint Francis (PA)	68	79				
									73	A	George Mason	53	66				

Non-Div I Games:

Old Dominion

Average RPI Win:	141	WON-LOST	WINNING	LAST 10	STRENGTH OF	OPP. STRENGTH	TEAM	ADJ.	CONF.	ADJ CONF.
Average RPI Loss:	167	RECORD	PCT. RANK	GAMES	SCHEDULE	OF SCHEDULE	RPI	RPI	RPI	RPI
DIV. I ONLY	8- 1	19	8- 1	190	59	46	46	1	1	
DIV. I NON-CONF.	8- 1	19	8- 1	190	59	46	46	1	1	
TOTALS	RPI 1-25	RPI 26-50	W-L RECORDS	RPI 51-100	RPI 101-150	RPI 150+				
8- 1	0- 0	0- 0	OVERALL	3- 0	2- 0	3- 1				
6- 0	0- 0	0- 0	HOME	3- 0	1- 0	2- 0				
1- 0	0- 0	0- 0	AWAY	0- 0	1- 0	0- 0				
1- 1	0- 0	0- 0	NEUTRAL	0- 0	0- 0	1- 1				
8- 1	0- 0	0- 0	NON-CONFERENCE	3- 0	2- 0	3- 1				
6- 0	0- 0	0- 0	HOME	3- 0	1- 0	2- 0				
1- 0	0- 0	0- 0	AWAY	0- 0	1- 0	0- 0				
1- 1	0- 0	0- 0	NEUTRAL	0- 0	0- 0	1- 1				
0- 0	0- 0	0- 0	CONFERENCE	0- 0	0- 0	0- 0				
0- 0	0- 0	0- 0	HOME	0- 0	0- 0	0- 0				
0- 0	0- 0	0- 0	AWAY	0- 0	0- 0	0- 0				
0- 0	0- 0	0- 0	NEUTRAL	0- 0	0- 0	0- 0				

RPI S	Opponent	Score	RPI S	Opponent	Score	Team's RPI: 46	RPI S	Opponent	Score	RPI S	Opponent	Score
							58	H South Ala.	66 59	104	A Temple	64 48
							66	H Troy	96 93	119	H Middle Tenn.	65 56
							93	H Arkansas St.	74 48	167	N Saint Louis	64 79
										198	H Kennesaw St.	92 63
										240	N Delaware St.	110 58
										250	H Northwestern St.	75 44
LAST 12 Division I GAMES:												
			58	H South Ala.	66 59		240	N Delaware St.	110 58			
			93	H Arkansas St.	74 48		167	N Saint Louis	64 79			
			119	H Middle Tenn.	65 56		198	H Kennesaw St.	92 63			
			104	A Temple	64 48		250	H Northwestern St.	75 44			
			66	H Troy	96 93							

Non-Div I Games:

Ole Miss



Average RPI Win:	226	WON-LOST	WINNING	LAST 10	STRENGTH OF	OPP. STRENGTH	TEAM	ADJ.	CONF.	ADJ CONF.
Average RPI Loss:	78	RECORD	PCT. RANK	GAMES	SCHEDULE	OF SCHEDULE	RPI	RPI	RPI	RPI
DIV. I ONLY	5- 3	103	5- 3	268	93	163	163	12	12	
DIV. I NON-CONF.	5- 3	103	5- 3	268	93	163	163	12	12	
TOTALS	RPI 1-25	RPI 26-50	W-L RECORDS	RPI 51-100	RPI 101-150	RPI 150+				
5- 3	0- 1	0- 0	OVERALL	0- 1	1- 1	4- 0				
3- 1	0- 0	0- 0	HOME	0- 1	1- 0	2- 0				
2- 2	0- 1	0- 0	AWAY	0- 0	0- 1	2- 0				
0- 0	0- 0	0- 0	NEUTRAL	0- 0	0- 0	0- 0				
5- 3	0- 1	0- 0	NON-CONFERENCE	0- 1	1- 1	4- 0				
3- 1	0- 0	0- 0	HOME	0- 1	1- 0	2- 0				
2- 2	0- 1	0- 0	AWAY	0- 0	0- 1	2- 0				
0- 0	0- 0	0- 0	NEUTRAL	0- 0	0- 0	0- 0				
0- 0	0- 0	0- 0	CONFERENCE	0- 0	0- 0	0- 0				
0- 0	0- 0	0- 0	HOME	0- 0	0- 0	0- 0				
0- 0	0- 0	0- 0	AWAY	0- 0	0- 0	0- 0				
0- 0	0- 0	0- 0	NEUTRAL	0- 0	0- 0	0- 0				

RPI 1-25				RPI 26-50				RPI 51-100				RPI 101+				Team's RPI: 163	
RPI	S	Opponent	Score	RPI	S	Opponent	Score	RPI	S	Opponent	Score	RPI	S	Opponent	Score		
18	A	Kansas St.	60 81					67	H	Creighton	51 72	124	H	Montana St.	64 53		
												150	A	Bradley	56 69		
												174	H	UNI	78 74		
												227	A	Wofford	64 60		
												286	A	USC Upstate	69 66		
												321	H	Florida A&M	78 73		
LAST 12 Division I GAMES:																	
				227	A	Wofford	64 60					67	H	Creighton	51 72		
				286	A	USC Upstate	69 66					174	H	UNI	78 74		
				321	H	Florida A&M	78 73										
				124	H	Montana St.	64 53										
				18	A	Kansas St.	60 81										
				150	A	Bradley	56 69										

Non-Div I Games: Graceland (IA) 96 69 St. Mary (NE) 81 58

Omaha

Loss, Non-Conf, S Site, H Home A Away N Neutral

Oral Roberts

Through Games Of Dec. 10, 2017

Average RPI Win:	285	WON-LOST	WINNING	LAST 10	STRENGTH OF	OPP. STRENGTH	TEAM	ADJ.	CONF.	ADJ CONF.
Average RPI Loss:	126	RECORD	PCT. RANK	GAMES	SCHEDULE	OF SCHEDULE	RPI	RPI	RPI	RPI
DIV. I ONLY	5- 4	142	5- 4	330	160	234	234	12	12	
DIV. I NON-CONF.	5- 4	142	5- 4	330	160	234	234	12	12	
TOTALS	RPI 1-25	RPI 26-50	W-L RECORDS	RPI 51-100	RPI 101-150	RPI 150+				
5- 4	0- 0	0- 0	OVERALL	0- 2	0- 1	5- 1				
1- 1	0- 0	0- 0	HOME	0- 1	0- 0	1- 0				
2- 3	0- 0	0- 0	AWAY	0- 1	0- 1	2- 1				
2- 0	0- 0	0- 0	NEUTRAL	0- 0	0- 0	2- 0				
5- 4	0- 0	0- 0	NON-CONFERENCE	0- 2	0- 1	5- 1				
1- 1	0- 0	0- 0	HOME	0- 1	0- 0	1- 0				
2- 3	0- 0	0- 0	AWAY	0- 1	0- 1	2- 1				
2- 0	0- 0	0- 0	NEUTRAL	0- 0	0- 0	2- 0				
0- 0	0- 0	0- 0	CONFERENCE	0- 0	0- 0	0- 0				
0- 0	0- 0	0- 0	HOME	0- 0	0- 0	0- 0				
0- 0	0- 0	0- 0	AWAY	0- 0	0- 0	0- 0				
0- 0	0- 0	0- 0	NEUTRAL	0- 0	0- 0	0- 0				

RPI	S	Opponent	Score	RPI	S	Opponent	Score	RPI	S	Opponent	Score	RPI	S	Opponent	Score	Team's RPI: 234
57	A	TCU	68 72	86	H	Arkansas	66 77	108	A	UT Arlington	46 70	239	A	Tulsa	53 41	
								252	A	Missouri St.	66 76	270	H	Houston Baptist	78 56	
								273	N	Long Beach St.	64 58	309	A	UMKC	76 73	
								333	N	Cal St. Fullerton	60 50					
LAST 12 Division I GAMES:																
86	H	Arkansas	66 77	252	A	Missouri St.	66 76									
108	A	UT Arlington	46 70	309	A	UMKC	76 73									
57	A	TCU	58 72	333	N	Cal St. Fullerton	60 50									
				273	N	Long Beach St.	64 58									
				239	A	Tulsa	53 41									
				270	H	Houston Baptist	78 56									

Non-Div I Games: Okla. Panhandle 88 35

Oral Roberts

Loss, Non-Conf, S Site, H Home A Away N Neutral

## Oregon

Through Games Of Dec. 10, 2017

Average RPI Win:	173	WON-LOST	WINNING	LAST 10	STRENGTH OF	OPP. STRENGTH	TEAM	ADJ.	CONF.	ADJ CONF.
Average RPI Loss:	3	RECORD	PCT. RANK	GAMES	SCHEDULE	OF SCHEDULE	RPI	RPI	RPI	RPI
DIV. I ONLY	8- 1	19	8- 1	106	40	24	24	4	4	
DIV. I NON-CONF.	8- 1	19	8- 1	106	40	24	24	4	4	
TOTALS	RPI 1-25	RPI 26-50	W-L RECORDS	RPI 51-100	RPI 101-150	RPI 150+				
8- 1	0- 1	1- 0	OVERALL	1- 0	1- 0	5- 0				
7- 0	0- 0	0- 0	HOME	1- 0	1- 0	5- 0				
1- 1	0- 1	1- 0	AWAY	0- 0	0- 0	0- 0				
0- 0	0- 0	0- 0	NEUTRAL	0- 0	0- 0	0- 0				
8- 1	0- 1	1- 0	NON-CONFERENCE	1- 0	1- 0	5- 0				
7- 0	0- 0	0- 0	HOME	1- 0	1- 0	5- 0				
1- 1	0- 1	1- 0	AWAY	0- 0	0- 0	0- 0				
0- 0	0- 0	0- 0	NEUTRAL	0- 0	0- 0	0- 0				
0- 0	0- 0	0- 0	CONFERENCE	0- 0	0- 0	0- 0				
0- 0	0- 0	0- 0	HOME	0- 0	0- 0	0- 0				
0- 0	0- 0	0- 0	AWAY	0- 0	0- 0	0- 0				
0- 0	0- 0	0- 0	NEUTRAL	0- 0	0- 0	0- 0				

RPI 1-25				RPI 26-50				RPI 51-100				RPI 101+			
RPI	S	Opponent	Score	RPI	S	Opponent	Score	RPI	S	Opponent	Score	RPI	S	Opponent	Score
3	A	Louisville	61 74	41	A	Texas A&M	83 68	62	H	Oklahoma	92 74	117	H	Hampton	87 45
												166	H	Drake	110 77
												171	H	Weber St.	114 87
												206	H	CSUN	91 43
												293	H	Eastern Wash.	81 40
												328	H	Southern Utah	98 38
LAST 12 Division I GAMES:															
328	H	Southern Utah	98 38	62	H	Oklahoma	92 74	293	H	Eastern Wash.	81 40	3	A	Louisville	61 74
171	H	Weber St.	114 87	41	A	Texas A&M	83 68	166	H	Drake	110 77	206	H	CSUN	91 43
117	H	Hampton	87 45												

Non-Div I Games:

Oregon

■ Loss, 
 ■ Non-Conf, S Site, 
 ■ Home 
 ■ Away 
 N Neutral

Average RPI Win:	250	WON-LOST	WINNING	LAST 10	STRENGTH OF	OPP. STRENGTH	TEAM	ADJ.	CONF.	ADJ CONF.
Average RPI Loss:	27	RECORD	PCT. RANK	GAMES	SCHEDULE	OF SCHEDULE	RPI	RPI	RPI	RPI
DIV. I ONLY	6- 2	61	6- 2	189	270	100	100	4	4	
DIV. I NON-CONF.	6- 2	61	6- 2	189	270	100	100	4	4	
TOTALS	RPI 1-25	RPI 26-50	W-L RECORDS	RPI 51-100	RPI 101-150	RPI 150+				
6- 2	0- 1	0- 0	OVERALL	1- 1	1- 0	4- 0				
3- 1	0- 1	0- 0	HOME	1- 0	0- 0	2- 0				
1- 1	0- 0	0- 0	AWAY	0- 1	0- 0	1- 0				
2- 0	0- 0	0- 0	NEUTRAL	0- 0	1- 0	1- 0				
6- 2	0- 1	0- 0	NON-CONFERENCE	1- 1	1- 0	4- 0				
3- 1	0- 1	0- 0	HOME	1- 0	0- 0	2- 0				
1- 1	0- 0	0- 0	AWAY	0- 1	0- 0	1- 0				
2- 0	0- 0	0- 0	NEUTRAL	0- 0	1- 0	1- 0				
0- 0	0- 0	0- 0	CONFERENCE	0- 0	0- 0	0- 0				
0- 0	0- 0	0- 0	HOME	0- 0	0- 0	0- 0				
0- 0	0- 0	0- 0	AWAY	0- 0	0- 0	0- 0				
0- 0	0- 0	0- 0	NEUTRAL	0- 0	0- 0	0- 0				

RPI 1-25				RPI 26-50				RPI 51-100 Team's RPI: 100				RPI 101+			
RPI	S	Opponent	Score	RPI	S	Opponent	Score	RPI	S	Opponent	Score	RPI	S	Opponent	Score
2	H	Notre Dame	67 72					51	A	Duke	65 72	106	N	Nevada	89 49
								72	H	North Dakota	65 55	317	H	San Jose St.	110 62
												331	N	Utah St.	94 55
												335	H	Utah Valley	98 41
												341	A	N.C. Central	97 44
LAST 12 Division I GAMES:															
				317	H	San Jose St.	110 62	335	H	Utah Valley	98 41				
				331	N	Utah St.	94 55	72	H	North Dakota	65 55				
				106	N	Nevada	89 49								
				51	A	Duke	65 72								
				341	A	N.C. Central	97 44								
				2	H	Notre Dame	67 72								

Non-Div I Games:

Oregon St.

Average RPI Win:	269	WON-LOST	WINNING	LAST 10	STRENGTH OF	OPP. STRENGTH	TEAM	ADJ.	CONF.	ADJ CONF.
Average RPI Loss:	96	RECORD	PCT. RANK	GAMES	SCHEDULE	OF SCHEDULE	RPI	RPI	RPI	RPI
DIV. I ONLY	3- 5	220	3- 5	99	267	232	232	15	15	
DIV. I NON-CONF.	3- 5	220	3- 5	99	267	232	232	15	15	
TOTALS	RPI 1-25	RPI 26-50	W-L RECORDS	RPI 51-100	RPI 101-150	RPI 150+				
3- 5	0- 1	0- 1	OVERALL	0- 2	0- 0	3- 1				
3- 3	0- 1	0- 1	HOME	0- 1	0- 0	3- 0				
0- 2	0- 0	0- 0	AWAY	0- 1	0- 0	0- 1				
0- 0	0- 0	0- 0	NEUTRAL	0- 0	0- 0	0- 0				
3- 5	0- 1	0- 1	NON-CONFERENCE	0- 2	0- 0	3- 1				
3- 3	0- 1	0- 1	HOME	0- 1	0- 0	3- 0				
0- 2	0- 0	0- 0	AWAY	0- 1	0- 0	0- 1				
0- 0	0- 0	0- 0	NEUTRAL	0- 0	0- 0	0- 0				
0- 0	0- 0	0- 0	CONFERENCE	0- 0	0- 0	0- 0				
0- 0	0- 0	0- 0	HOME	0- 0	0- 0	0- 0				
0- 0	0- 0	0- 0	AWAY	0- 0	0- 0	0- 0				
0- 0	0- 0	0- 0	NEUTRAL	0- 0	0- 0	0- 0				

RPI 1-25				RPI 26-50				RPI 51-100				RPI 101+ Team's RPI: 232			
RPI	S	Opponent	Score	RPI	S	Opponent	Score	RPI	S	Opponent	Score	RPI	S	Opponent	Score
16	H	California	85 92	42	H	UC Davis	58 90	65	A	Northern Colo.	55 80	157	H	Lamar University	80 75
								99	H	Brown	57 74	258	A	Fresno St.	70 81
												317	H	San Jose St.	106 97
												333	H	Cal St. Fullerton	81 65
LAST 12 Division I GAMES:															
99	H	Brown	57 74	16	H	California	85 92	258	A	Fresno St.	70 81				
317	H	San Jose St.	106 97	65	A	Northern Colo.	55 80	157	H	Lamar University	80 75				
42	H	UC Davis	58 90												
333	H	Cal St. Fullerton	81 65												

Non-Div I Games: UC Merced 123 59

Pacific

■ Loss, 
 ■ Non-Conf, S Site, 
 ■ Home 
 ■ Away 
 N Neutral

Average RPI Win:	265	WON-LOST	WINNING	LAST 10	STRENGTH OF	OPP. STRENGTH	TEAM	ADJ.	CONF.	ADJ CONF.
Average RPI Loss:	121	RECORD	PCT. RANK	GAMES	SCHEDULE	OF SCHEDULE	RPI	RPI	RPI	RPI
DIV. I ONLY	2- 4	231	2- 4	108	164	197	197	9	9	
DIV. I NON-CONF.	2- 4	231	2- 4	108	164	197	197	9	9	
TOTALS	RPI 1-25	RPI 26-50	W-L RECORDS	RPI 51-100	RPI 101-150	RPI 150+				
2- 4	0- 1	0- 1	OVERALL	0- 0	0- 0	2- 2				
1- 1	0- 1	0- 0	HOME	0- 0	0- 0	1- 0				
0- 2	0- 0	0- 0	AWAY	0- 0	0- 0	0- 2				
1- 1	0- 0	0- 1	NEUTRAL	0- 0	0- 0	1- 0				
2- 4	0- 1	0- 1	NON-CONFERENCE	0- 0	0- 0	2- 2				
1- 1	0- 1	0- 0	HOME	0- 0	0- 0	1- 0				
0- 2	0- 0	0- 0	AWAY	0- 0	0- 0	0- 2				
1- 1	0- 0	0- 1	NEUTRAL	0- 0	0- 0	1- 0				
0- 0	0- 0	0- 0	CONFERENCE	0- 0	0- 0	0- 0				
0- 0	0- 0	0- 0	HOME	0- 0	0- 0	0- 0				
0- 0	0- 0	0- 0	AWAY	0- 0	0- 0	0- 0				
0- 0	0- 0	0- 0	NEUTRAL	0- 0	0- 0	0- 0				

RPI 1-25				RPI 26-50				RPI 51-100				RPI 101+ Team's RPI: 197			
RPI	S	Opponent	Score	RPI	S	Opponent	Score	RPI	S	Opponent	Score	RPI	S	Opponent	Score
2	H	Notre Dame	54 66	45	N	Georgia Tech	55 69					176	A	La Salle	59 66
												252	N	Missouri St.	65 60
												262	A	Binghamton	72 77
												277	H	Lafayette	55 42
LAST 12 Division I GAMES:															
2	H	Notre Dame	54 66	252	N	Missouri St.	65 60								
176	A	La Salle	59 66	45	N	Georgia Tech	55 69								
				277	H	Lafayette	55 42								
				262	A	Binghamton	72 77								

Non-Div I Games:

Penn

Average RPI Win: 162		WON-LOST	WINNING	LAST 10	STRENGTH OF	OPP. STRENGTH	TEAM	ADJ.	CONF.	ADJ CONF.
Average RPI Loss: 125		RECORD	PCT. RANK	GAMES	SCHEDULE	OF SCHEDULE	RPI	RPI	RPI	RPI
DIV. I ONLY		8- 3	74	7- 3	201	36	84	84	3	3
DIV. I NON-CONF.		8- 3	74	8- 3	201	36	84	84	3	3
TOTALS		RPI 1-25	RPI 26-50		W-L RECORDS		RPI 51-100	RPI 101-150	RPI 150+	
8- 3	0- 1	0- 0		OVERALL		3- 0	2- 0	3- 2		
6- 0	0- 0	0- 0		HOME		3- 0	1- 0	2- 0		
2- 1	0- 0	0- 0		AWAY		0- 0	1- 0	1- 1		
0- 2	0- 1	0- 0		NEUTRAL		0- 0	0- 0	0- 1		
8- 3	0- 1	0- 0		NON-CONFERENCE		3- 0	2- 0	3- 2		
6- 0	0- 0	0- 0		HOME		3- 0	1- 0	2- 0		
2- 1	0- 0	0- 0		AWAY		0- 0	1- 0	1- 1		
0- 2	0- 1	0- 0		NEUTRAL		0- 0	0- 0	0- 1		
0- 0	0- 0	0- 0		CONFERENCE		0- 0	0- 0	0- 0		
0- 0	0- 0	0- 0		HOME		0- 0	0- 0	0- 0		
0- 0	0- 0	0- 0		AWAY		0- 0	0- 0	0- 0		
0- 0	0- 0	0- 0		NEUTRAL		0- 0	0- 0	0- 0		

RPI S	Opponent	Score	RPI S	Opponent	Score	RPI S	Opponent	Score	RPI S	Opponent	Score
18 N	Kansas St.	65 70				52 H	Drexel	84 70	142 A	Providence	60 51
						90 H	Siena	86 72	148 H	Fordham	65 60
						95 H	Wake Forest	68 58	154 N	Louisiana Tech	59 71
									203 A	St. Bonaventure	62 65
									228 H	Central Conn. St.	83 66
									257 H	Manhattan	78 46
									284 A	Marshall	80 65
LAST 12 Division I GAMES:											
257 H	Manhattan	78 46	203 A	St. Bonaventure	62 65						
95 H	Wake Forest	68 58	148 H	Fordham	65 60						
18 N	Kansas St.	65 70	284 A	Marshall	80 65						
154 N	Louisiana Tech	59 71	52 H	Drexel	84 70						
228 H	Central Conn. St.	83 66	90 H	Siena	86 72						
142 A	Providence	60 51									

Non-Div I Games:

Penn St.

Average RPI Win: 197		WON-LOST	WINNING	LAST 10	STRENGTH OF	OPP. STRENGTH	TEAM	ADJ.	CONF.	ADJ CONF.
Average RPI Loss: 122		RECORD	PCT. RANK	GAMES	SCHEDULE	OF SCHEDULE	RPI	RPI	RPI	RPI
DIV. I ONLY		4- 5	189	4- 5	63	268	113	113	15	15
DIV. I NON-CONF.		4- 5	189	4- 5	63	268	113	113	15	15
TOTALS	RPI 1-25	RPI 26-50		W-L RECORDS		RPI 51-100	RPI 101-150	RPI 150+		
4- 5	0- 0	0- 2		OVERALL		1- 0	1- 0	2- 3		
2- 1	0- 0	0- 0		HOME		1- 0	0- 0	1- 1		
2- 4	0- 0	0- 2		AWAY		0- 0	1- 0	1- 2		
0- 0	0- 0	0- 0		NEUTRAL		0- 0	0- 0	0- 0		
4- 5	0- 0	0- 2		NON-CONFERENCE		1- 0	1- 0	2- 3		
2- 1	0- 0	0- 0		HOME		1- 0	0- 0	1- 1		
2- 4	0- 0	0- 2		AWAY		0- 0	1- 0	1- 2		
0- 0	0- 0	0- 0		NEUTRAL		0- 0	0- 0	0- 0		
0- 0	0- 0	0- 0		CONFERENCE		0- 0	0- 0	0- 0		
0- 0	0- 0	0- 0		HOME		0- 0	0- 0	0- 0		
0- 0	0- 0	0- 0		AWAY		0- 0	0- 0	0- 0		
0- 0	0- 0	0- 0		NEUTRAL		0- 0	0- 0	0- 0		

[illegible]

Non-Div I Games:

Pepperdine

■ Loss, ■ Non-Conf, S Site, H Home A Away N Neutral



Average RPI Win:	244	WON-LOST	WINNING	LAST 10	STRENGTH OF	OPP. STRENGTH	TEAM	ADJ.	CONF.	ADJ CONF.
Average RPI Loss:	97	RECORD	PCT. RANK	GAMES	SCHEDULE	OF SCHEDULE	RPI	RPI	RPI	RPI
DIV. I ONLY	6- 4	123	6- 4	75	317	131	131	2	2	
DIV. I NON-CONF.	6- 4	123	6- 4	75	317	131	131	2	2	
TOTALS	RPI 1-25	RPI 26-50	W-L RECORDS	RPI 51-100	RPI 101-150	RPI 150+				
6- 4	0- 1	0- 0	OVERALL	1- 0	0- 3	5- 0				
5- 2	0- 0	0- 0	HOME	1- 0	0- 2	4- 0				
1- 2	0- 1	0- 0	AWAY	0- 0	0- 1	1- 0				
0- 0	0- 0	0- 0	NEUTRAL	0- 0	0- 0	0- 0				
6- 4	0- 1	0- 0	NON-CONFERENCE	1- 0	0- 3	5- 0				
5- 2	0- 0	0- 0	HOME	1- 0	0- 2	4- 0				
1- 2	0- 1	0- 0	AWAY	0- 0	0- 1	1- 0				
0- 0	0- 0	0- 0	NEUTRAL	0- 0	0- 0	0- 0				
0- 0	0- 0	0- 0	CONFERENCE	0- 0	0- 0	0- 0				
0- 0	0- 0	0- 0	HOME	0- 0	0- 0	0- 0				
0- 0	0- 0	0- 0	AWAY	0- 0	0- 0	0- 0				
0- 0	0- 0	0- 0	NEUTRAL	0- 0	0- 0	0- 0				

RPI S	Opponent	Score	RPI S	Opponent	Score	RPI S	Opponent	Score	RPI S	Opponent	Score	Team's RPI: 131
15	A West Virginia	52 73				93	H Arkansas St.	87 47	107	H Duquesne	53 66	
									118	H Wisconsin	57 58	
									148	A Fordham	55 58	
									243	A Cincinnati	66 46	
									246	H UNCW	74 55	
									282	H Towson	81 63	
									294	H Youngstown St.	66 58	
									308	H Cornell	51 39	
LAST 12 Division I GAMES:												
282	H Towson	81 63	246	H UNCW	74 55							
107	H Duquesne	53 66	15	A West Virginia	52 73							
308	H Cornell	51 39	148	A Fordham	55 58							
294	H Youngstown St.	66 58	118	H Wisconsin	57 58							
			93	H Arkansas St.	87 47							
			243	A Cincinnati	66 46							

Non-Div I Games:

Pittsburgh

Average RPI Win: 258		WON-LOST	WINNING	LAST 10	STRENGTH OF	OPP. STRENGTH	TEAM	ADJ.	CONF.	ADJ CONF.
Average RPI Loss: 214		RECORD	PCT. RANK	GAMES	SCHEDULE	OF SCHEDULE	RPI	RPI	RPI	RPI
DIV. I ONLY		2- 5	248	2- 5	309	310	332	332	15	15
DIV. I NON-CONF.		2- 5	248	2- 5	309	310	332	332	15	15
TOTALS		RPI 1-25	RPI 26-50	W-L RECORDS	RPI 51-100	RPI 101-150	RPI 150+			
2- 5	0- 0		0- 0	OVERALL	0- 0	0- 1	2- 4			
2- 2	0- 0		0- 0	HOME	0- 0	0- 0	2- 2			
0- 3	0- 0		0- 0	AWAY	0- 0	0- 1	0- 2			
0- 0	0- 0		0- 0	NEUTRAL	0- 0	0- 0	0- 0			
2- 5	0- 0		0- 0	NON-CONFERENCE	0- 0	0- 1	2- 4			
2- 2	0- 0		0- 0	HOME	0- 0	0- 0	2- 2			
0- 3	0- 0		0- 0	AWAY	0- 0	0- 1	0- 2			
0- 0	0- 0		0- 0	NEUTRAL	0- 0	0- 0	0- 0			
0- 0	0- 0		0- 0	CONFERENCE	0- 0	0- 0	0- 0			
0- 0	0- 0		0- 0	HOME	0- 0	0- 0	0- 0			
0- 0	0- 0		0- 0	AWAY	0- 0	0- 0	0- 0			
0- 0	0- 0		0- 0	NEUTRAL	0- 0	0- 0	0- 0			

RPI 1-25				RPI 26-50				RPI 51-100				RPI 101+				Team's RPI: 332	
RPI	S	Opponent	Score	RPI	S	Opponent	Score	RPI	S	Opponent	Score	RPI	S	Opponent	Score		
												130	A	Washington	67	93	
												181	H	Hawaii	76	47	
												187	H	Portland St.	71	77	
												191	A	UC Irvine	52	63	
												231	H	Boise St.	47	73	
												333	A	Cal St. Fullerton	61	66	
												335	H	Utah Valley	71	64	
LAST 12 Division I GAMES:																	
				231	H	Boise St.	47	73	187	H	Portland St.	71	77				
				130	A	Washington	67	93	333	A	Cal St. Fullerton	61	66				
									191	A	UC Irvine	52	63				
									335	H	Utah Valley	71	64				
									181	H	Hawaii	76	47				

Non-Div I Games:	Willamette	72	52	Warner Pacific	95	59
------------------	------------	----	----	----------------	----	----

Portland

■ Loss, ■ Non-Conf, S Site, H Home A Away N Neutral

Average RPI Win:	325	WON-LOST	WINNING	LAST 10	STRENGTH OF	OPP. STRENGTH	TEAM	ADJ.	CONF.	ADJ CONF.
Average RPI Loss:	120	RECORD	PCT. RANK	GAMES	SCHEDULE	OF SCHEDULE	RPI	RPI	RPI	RPI
DIV. I ONLY	2- 5	248	2- 5	174	255	187	187	17	17	
DIV. I NON-CONF.	2- 5	248	2- 5	174	255	187	187	17	17	
TOTALS	RPI 1-25	RPI 26-50	W-L RECORDS	RPI 51-100	RPI 101-150	RPI 150+				
2- 5	0- 0	0- 1	OVERALL	0- 0	0- 3	2- 1				
0- 0	0- 0	0- 0	HOME	0- 0	0- 0	0- 0				
2- 5	0- 0	0- 1	AWAY	0- 0	0- 3	2- 1				
0- 0	0- 0	0- 0	NEUTRAL	0- 0	0- 0	0- 0				
2- 5	0- 0	0- 1	NON-CONFERENCE	0- 0	0- 3	2- 1				
0- 0	0- 0	0- 0	HOME	0- 0	0- 0	0- 0				
2- 5	0- 0	0- 1	AWAY	0- 0	0- 3	2- 1				
0- 0	0- 0	0- 0	NEUTRAL	0- 0	0- 0	0- 0				
0- 0	0- 0	0- 0	CONFERENCE	0- 0	0- 0	0- 0				
0- 0	0- 0	0- 0	HOME	0- 0	0- 0	0- 0				
0- 0	0- 0	0- 0	AWAY	0- 0	0- 0	0- 0				
0- 0	0- 0	0- 0	NEUTRAL	0- 0	0- 0	0- 0				

RPI 1-25			RPI 26-50			RPI 51-100			RPI 101+ Team's RPI: 187		
RPI S	Opponent	Score	RPI S	Opponent	Score	RPI S	Opponent	Score	RPI S	Opponent	Score
			42 A UC Davis		67 79				106 A Nevada		55 67
									137 A Gonzaga		52 91
									145 A UNLV		80 88
									172 A Seattle U		77 91
									317 A San Jose St.		90 78
									332 A Portland		77 71
LAST 12 Division I GAMES:											
			332 A Portland		77 71		137 A Gonzaga		52 91		
			172 A Seattle U		77 91						
			317 A San Jose St.		90 78						
			42 A UC Davis		67 79						
			106 A Nevada		55 67						
			145 A UNLV		80 88						

Non-Div I Games: Northwest (WA) 63 60 Multnomah 95 32

Portland St.

Prairie View

Through Games Of Dec. 10, 2017

Average RPI Win:	0	WON-LOST	WINNING	LAST 10	STRENGTH OF	OPP. STRENGTH	TEAM	ADJ.	CONF.	ADJ CONF.
Average RPI Loss:	174	RECORD	PCT. RANK	GAMES	SCHEDULE	OF SCHEDULE	RPI	RPI	RPI	RPI
DIV. I ONLY	0- 6	328	0- 6	36	348	276	276	29	29	
DIV. I NON-CONF.	0- 6	328	0- 6	36	348	276	276	29	29	
TOTALS	RPI 1-25	RPI 26-50	W-L RECORDS	RPI 51-100	RPI 101-150	RPI 150+				
0- 6	0- 0	0- 1	OVERALL	0- 0	0- 2	0- 3				
0- 0	0- 0	0- 0	HOME	0- 0	0- 0	0- 0				
0- 5	0- 0	0- 1	AWAY	0- 0	0- 2	0- 2				
0- 1	0- 0	0- 0	NEUTRAL	0- 0	0- 0	0- 1				
0- 6	0- 0	0- 1	NON-CONFERENCE	0- 0	0- 2	0- 3				
0- 0	0- 0	0- 0	HOME	0- 0	0- 0	0- 0				
0- 5	0- 0	0- 1	AWAY	0- 0	0- 2	0- 2				
0- 1	0- 0	0- 0	NEUTRAL	0- 0	0- 0	0- 1				
0- 0	0- 0	0- 0	CONFERENCE	0- 0	0- 0	0- 0				
0- 0	0- 0	0- 0	HOME	0- 0	0- 0	0- 0				
0- 0	0- 0	0- 0	AWAY	0- 0	0- 0	0- 0				
0- 0	0- 0	0- 0	NEUTRAL	0- 0	0- 0	0- 0				

RPI 1-25			RPI 26-50			RPI 51-100			RPI 101+			Team's RPI: 276
RPI	S	Opponent	Score	RPI	S	Opponent	Score	RPI	S	Opponent	Score	
				41	A	Texas A&M	70 98					
								128	A	Clemson	58 64	
								143	A	Texas St.	57 84	
								175	A	UTRGV	62 78	
								217	N	A&M-Corpus Christi	62 72	
								337	A	Bethune-Cookman	52 77	
LAST 12 Division I GAMES:												
								128	A	Clemson	58 64	
								143	A	Texas St.	57 84	
								41	A	Texas A&M	70 98	
								175	A	UTRGV	62 78	
								217	N	A&M-Corpus Christi	62 72	
								337	A	Bethune-Cookman	52 77	

Non-Div I Games: Texas-Tyler 99 56 Arlington Baptist 116 73

Prairie View

Loss, Non-Conf, S Site, Home Away N Neutral

Presbyterian

Through Games Of Dec. 10, 2017

Average RPI Win:	286	WON-LOST	WINNING	LAST 10	STRENGTH OF	OPP. STRENGTH	TEAM	ADJ.	CONF.	ADJ CONF.
Average RPI Loss:	106	RECORD	PCT. RANK	GAMES	SCHEDULE	OF SCHEDULE	RPI	RPI	RPI	RPI
DIV. I ONLY	1- 7	302	1- 7	94	112	220	220	31	31	
DIV. I NON-CONF.	1- 7	302	1- 7	94	112	220	220	31	31	
TOTALS	RPI 1-25	RPI 26-50	W-L RECORDS	RPI 51-100	RPI 101-150	RPI 150+				
1- 7	0- 0	0- 1	OVERALL	0- 4	0- 0	1- 2				
0- 1	0- 0	0- 0	HOME	0- 0	0- 0	0- 1				
1- 6	0- 0	0- 0	AWAY	0- 1	0- 0	1- 0				
0- 0	0- 0	0- 0	NEUTRAL	0- 0	0- 0	0- 0				
1- 7	0- 0	0- 1	NON-CONFERENCE	0- 4	0- 0	1- 2				
0- 1	0- 0	0- 0	HOME	0- 0	0- 0	0- 1				
1- 6	0- 0	0- 1	AWAY	0- 4	0- 0	1- 1				
0- 0	0- 0	0- 0	NEUTRAL	0- 0	0- 0	0- 0				
0- 0	0- 0	0- 0	CONFERENCE	0- 0	0- 0	0- 0				
0- 0	0- 0	0- 0	HOME	0- 0	0- 0	0- 0				
0- 0	0- 0	0- 0	AWAY	0- 0	0- 0	0- 0				
0- 0	0- 0	0- 0	NEUTRAL	0- 0	0- 0	0- 0				

RPI 1-25				RPI 26-50				RPI 51-100				RPI 101+				Team's RPI: 220	
RPI	S	Opponent	Score	RPI	S	Opponent	Score	RPI	S	Opponent	Score	RPI	S	Opponent	Score		
				40	A	UCLA	40 76	51	A	Duke	45 79	198	H	Kennesaw St.	51 60		
								74	A	Chattanooga	51 71	215	A	San Diego St.	50 77		
								78	A	Belmont	48 90	286	A	USC Upstate	83 69		
								89	A	North Carolina	56 91						
LAST 12 Division I GAMES:																	
				89	A	North Carolina	56 91	40	A	UCLA	40 76						
				78	A	Belmont	48 90	215	A	San Diego St.	50 77						
				51	A	Duke	45 79										
				198	H	Kennesaw St.	51 60										
				74	A	Chattanooga	51 71										
				286	A	USC Upstate	83 69										

Non-Div I Games:

Presbyterian

Loss, Non-Conf, S Site, H Home A Away N Neutral

Average RPI Win:	129	WON-LOST	WINNING	LAST 10	STRENGTH OF	OPP. STRENGTH	TEAM	ADJ.	CONF.	ADJ CONF.
Average RPI Loss:	25	RECORD	PCT. RANK	GAMES	SCHEDULE	OF SCHEDULE	RPI	RPI	RPI	RPI
DIV. I ONLY	6- 2	61	6- 2	25	25	19	19	9	9	
DIV. I NON-CONF.	6- 2	61	6- 2	25	25	19	19	9	9	
TOTALS	RPI 1-25	RPI 26-50	W-L RECORDS	RPI 51-100	RPI 101-150	RPI 150+				
6- 2	0- 1	1- 1	OVERALL	2- 0	1- 0	2- 0				
2- 2	0- 1	0- 1	HOME	1- 0	1- 0	0- 0				
4- 0	0- 0	1- 0	AWAY	1- 0	0- 0	2- 0				
0- 0	0- 0	0- 0	NEUTRAL	0- 0	0- 0	0- 0				
6- 2	0- 1	1- 1	NON-CONFERENCE	2- 0	1- 0	2- 0				
2- 2	0- 1	0- 1	HOME	1- 0	1- 0	0- 0				
4- 0	0- 0	1- 0	AWAY	1- 0	0- 0	2- 0				
0- 0	0- 0	0- 0	NEUTRAL	0- 0	0- 0	0- 0				
0- 0	0- 0	0- 0	CONFERENCE	0- 0	0- 0	0- 0				
0- 0	0- 0	0- 0	HOME	0- 0	0- 0	0- 0				
0- 0	0- 0	0- 0	AWAY	0- 0	0- 0	0- 0				
0- 0	0- 0	0- 0	NEUTRAL	0- 0	0- 0	0- 0				

RPI 1-25				Team's RPI: 19			
RPI	S	Opponent	Score				
4	H	Villanova	59 62				

RPI 26-50			
RPI	S	Opponent	Score
30	A	Quinnipiac	60 46
45	H	Georgia Tech	56 67

RPI 51-100			
RPI	S	Opponent	Score
69	A	Seton Hall	85 83
94	H	Delaware	78 60

RPI 101+			
RPI	S	Opponent	Score
111	H	George Washington	72 52
190	A	Davidson	63 57
277	A	Lafayette	53 45

LAST 12 Division I GAMES:									
190	A	Davidson	63	57	30	A	Quinnipiac	60	46
45	H	Georgia Tech	56	67	277	A	Lafayette	53	45
69	A	Seton Hall	85	83	94	H	Delaware	78	60
111	H	George Washington	72	52	4	H	Villanova	59	62

Non-Div I Games:

Princeton

## Providence

Through Games Of Dec. 10, 2017

Average RPI Win:	198	WON-LOST	WINNING	LAST 10	STRENGTH OF	OPP. STRENGTH	TEAM	ADJ.	CONF.	ADJ CONF.
Average RPI Loss:	116	RECORD	PCT. RANK	GAMES	SCHEDULE	OF SCHEDULE	RPI	RPI	RPI	RPI
DIV. I ONLY	6- 5	160	6- 4	147	209	142	142	6	6	
DIV. I NON-CONF.	6- 5	160	6- 5	147	209	142	142	6	6	
TOTALS	RPI 1-25	RPI 26-50	W-L RECORDS	RPI 51-100	RPI 101-150	RPI 150+				
6- 5	0- 0	0- 1	OVERALL	1- 2	2- 0	3- 2				
1- 3	0- 0	0- 0	HOME	0- 2	0- 0	1- 1				
2- 2	0- 0	0- 1	AWAY	1- 0	0- 0	1- 1				
3- 0	0- 0	0- 0	NEUTRAL	0- 0	2- 0	1- 0				
6- 5	0- 0	0- 1	NON-CONFERENCE	1- 2	2- 0	3- 2				
1- 3	0- 0	0- 0	HOME	0- 2	0- 0	1- 1				
2- 2	0- 0	0- 1	AWAY	1- 0	0- 0	1- 1				
3- 0	0- 0	0- 0	NEUTRAL	0- 0	2- 0	1- 0				
0- 0	0- 0	0- 0	CONFERENCE	0- 0	0- 0	0- 0				
0- 0	0- 0	0- 0	HOME	0- 0	0- 0	0- 0				
0- 0	0- 0	0- 0	AWAY	0- 0	0- 0	0- 0				
0- 0	0- 0	0- 0	NEUTRAL	0- 0	0- 0	0- 0				

RPI S	Opponent	Score	RPI S	Opponent	Score	RPI S	Opponent	Score	RPI S	Opponent	Score	Team's RPI: 142
30	A Quinnipiac	36 62	71	A Yale	55 51	134	N Stetson	56 45				
			84	H Penn St.	51 60	141	N Wright St.	74 69				
			99	H Brown	59 64	178	H Columbia	64 73				
						188	A Sacred Heart	75 78				
						199	A Northeastern	98 95				
						314	N Savannah St.	78 48				
						327	H Rhode Island	65 41				
LAST 12 Division I GAMES:												
188	A Sacred Heart	75 78	327	H Rhode Island	65 41							
30	A Quinnipiac	36 62	99	H Brown	59 64							
84	H Penn St.	51 60	71	A Yale	55 51							
199	A Northeastern	98 95	134	N Stetson	56 45							
178	H Columbia	64 73	141	N Wright St.	74 69							
			314	N Savannah St.	78 48							

Non-Div I Games:

Providence

■ Loss, 
 ■ Non-Conf, 
 S Site, 
 ■ Home 
 ■ Away 
 N Neutral

Average RPI Win:	162	WON-LOST	WINNING	LAST 10	STRENGTH OF	OPP. STRENGTH	TEAM	ADJ.	CONF.	ADJ CONF.
Average RPI Loss:	49	RECORD	PCT. RANK	GAMES	SCHEDULE	OF SCHEDULE	RPI	RPI	RPI	RPI
DIV. I ONLY	6- 5	160	5- 5	6	186	44	44	3	3	
DIV. I NON-CONF.	6- 5	160	6- 5	6	186	44	44	3	3	
TOTALS	RPI 1-25	RPI 26-50	W-L RECORDS	RPI 51-100	RPI 101-150	RPI 150+				
6- 5	0- 0	0- 4	OVERALL	2- 1	0- 0	4- 0				
3- 2	0- 0	0- 1	HOME	1- 1	0- 0	2- 0				
2- 2	0- 0	0- 2	AWAY	1- 0	0- 0	1- 0				
1- 1	0- 0	0- 1	NEUTRAL	0- 0	0- 0	1- 0				
6- 5	0- 0	0- 4	NON-CONFERENCE	2- 1	0- 0	4- 0				
3- 2	0- 0	0- 1	HOME	1- 1	0- 0	2- 0				
2- 2	0- 0	0- 2	AWAY	1- 0	0- 0	1- 0				
1- 1	0- 0	0- 1	NEUTRAL	0- 0	0- 0	1- 0				
0- 0	0- 0	0- 0	CONFERENCE	0- 0	0- 0	0- 0				
0- 0	0- 0	0- 0	HOME	0- 0	0- 0	0- 0				
0- 0	0- 0	0- 0	AWAY	0- 0	0- 0	0- 0				
0- 0	0- 0	0- 0	NEUTRAL	0- 0	0- 0	0- 0				

RPI 1-25				RPI 26-50				Team's RPI: 44				RPI 51-100				RPI 101+			
RPI	S	Opponent	Score	RPI	S	Opponent	Score	RPI	S	Opponent	Score	RPI	S	Opponent	Score	RPI	S	Opponent	Score
				29	N	Southern California	46 58	83	A	Central Mich.	79 69	157	H	Lamar University	79 64				
				35	A	Utah	68 81	87	H	Ohio	71 77	181	A	Hawaii	79 67				
				45	A	Georgia Tech	55 68	88	H	Miami (OH)	75 66	189	N	Marist	61 47				
				49	H	Ball St.	60 66					274	H	Valparaiso	95 49				
LAST 12 Division I GAMES:																			
				87	H	Ohio	71 77	45	A	Georgia Tech	55 68								
				274	H	Valparaiso	95 49	189	N	Marist	61 47								
				49	H	Ball St.	60 66	181	A	Hawaii	79 67								
				88	H	Miami (OH)	75 66	29	N	Southern California	46 58								
				83	A	Central Mich.	79 69	35	A	Utah	68 81								
								157	H	Lamar University	79 64								

Non-Div I Games:

Purdue



Quinnipiac

Through Games Of Dec. 10, 2017

Average RPI Win:	115	WON-LOST	WINNING	LAST 10	STRENGTH OF	OPP. STRENGTH	TEAM	ADJ.	CONF.	ADJ CONF.
Average RPI Loss:	21	RECORD	PCT. RANK	GAMES	SCHEDULE	OF SCHEDULE	RPI	RPI	RPI	RPI
DIV. I ONLY	5- 4	142	5- 4	8	10	30	30	21	21	
DIV. I NON-CONF.	5- 4	142	5- 4	8	10	30	30	21	21	
TOTALS	RPI 1-25	RPI 26-50	W-L RECORDS	RPI 51-100	RPI 101-150	RPI 150+				
5- 4	0- 3	0- 1	OVERALL	2- 0	2- 0	1- 0				
3- 1	0- 1	0- 0	HOME	2- 0	1- 0	0- 0				
2- 2	0- 2	0- 0	AWAY	0- 0	1- 0	1- 0				
0- 1	0- 0	0- 1	NEUTRAL	0- 0	0- 0	0- 0				
5- 4	0- 3	0- 1	NON-CONFERENCE	2- 0	2- 0	1- 0				
3- 1	0- 1	0- 0	HOME	2- 0	1- 0	0- 0				
2- 2	0- 2	0- 0	AWAY	0- 0	1- 0	1- 0				
0- 1	0- 0	0- 1	NEUTRAL	0- 0	0- 0	0- 0				
0- 0	0- 0	0- 0	CONFERENCE	0- 0	0- 0	0- 0				
0- 0	0- 0	0- 0	HOME	0- 0	0- 0	0- 0				
0- 0	0- 0	0- 0	AWAY	0- 0	0- 0	0- 0				
0- 0	0- 0	0- 0	NEUTRAL	0- 0	0- 0	0- 0				

RPI 1-25				RPI 26-50				Team's RPI: 30				RPI 51-100				RPI 101+			
RPI	S	Opponent	Score	RPI	S	Opponent	Score	RPI	S	Opponent	Score	RPI	S	Opponent	Score	RPI	S	Opponent	Score
10	A	Ohio St.	63 95	33	N	Missouri	51 66	65	H	Northern Colo.	60 49	117	A	Hampton	64 58				
19	H	Princeton	46 60					80	H	Dayton	72 66	142	H	Providence	62 36				
20	A	Iowa	67 83									173	A	Richmond	81 65				
LAST 12 Division I GAMES:																			
19	H	Princeton	46 60	80	H	Dayton	72 66												
142	H	Providence	62 36	65	H	Northern Colo.	60 49												
117	A	Hampton	64 58	10	A	Ohio St.	63 95												
173	A	Richmond	81 65	33	N	Missouri	51 66												
				20	A	Iowa	67 83												

Non-Div I Games:

Quinnipiac

Loss, Non-Conf, S Site, H Home A Away N Neutral

Average RPI Win:	290	WON-LOST	WINNING	LAST 10	STRENGTH OF	OPP. STRENGTH	TEAM	ADJ.	CONF.	ADJ CONF.
Average RPI Loss:	153	RECORD	PCT. RANK	GAMES	SCHEDULE	OF SCHEDULE	RPI	RPI	RPI	RPI
DIV. I ONLY	4- 3	136	4- 3	338	210	241	241	31	31	
DIV. I NON-CONF.	4- 3	136	4- 3	338	210	241	241	31	31	
TOTALS	RPI 1-25	RPI 26-50	W-L RECORDS	RPI 51-100	RPI 101-150	RPI 150+				
4- 3	0- 0	0- 1	OVERALL	0- 1	0- 0	4- 1				
3- 0	0- 0	0- 0	HOME	0- 0	0- 0	3- 0				
1- 3	0- 0	0- 0	AWAY	0- 0	0- 0	1- 1				
0- 0	0- 0	0- 0	NEUTRAL	0- 0	0- 0	0- 0				
4- 3	0- 0	0- 1	NON-CONFERENCE	0- 1	0- 0	4- 1				
3- 0	0- 0	0- 0	HOME	0- 0	0- 0	3- 0				
1- 3	0- 0	0- 1	AWAY	0- 1	0- 0	1- 1				
0- 0	0- 0	0- 0	NEUTRAL	0- 0	0- 0	0- 0				
0- 0	0- 0	0- 0	CONFERENCE	0- 0	0- 0	0- 0				
0- 0	0- 0	0- 0	HOME	0- 0	0- 0	0- 0				
0- 0	0- 0	0- 0	AWAY	0- 0	0- 0	0- 0				
0- 0	0- 0	0- 0	NEUTRAL	0- 0	0- 0	0- 0				

RPI 1-25				RPI 26-50				RPI 51-100				RPI 101+ Team's RPI: 241			
RPI	S	Opponent	Score	RPI	S	Opponent	Score	RPI	S	Opponent	Score	RPI	S	Opponent	Score
				43	A	Virginia Tech	42 68	89	A	North Carolina	46 79	255	A	Tennessee Tech	60 41
												278	H	UNCG	56 53
												279	H	Appalachian St.	61 40
												326	A	Western Caro.	27 39
												346	H	VCU	79 62
LAST 12 Division I GAMES:															
				326	A	Western Caro.	27 39	346	H	VCU	79 62				
				43	A	Virginia Tech	42 68								
				278	H	UNCG	56 53								
				255	A	Tennessee Tech	60 41								
				89	A	North Carolina	46 79								
				279	H	Appalachian St.	61 40								

Non-Div I Games:

Radford

## Rhode Island

Through Games Of Dec. 10, 2017

Average RPI Win:	343	WON-LOST	WINNING	LAST 10	STRENGTH OF	OPP. STRENGTH	TEAM	ADJ.	CONF.	ADJ CONF.
Average RPI Loss:	153	RECORD	PCT. RANK	GAMES	SCHEDULE	OF SCHEDULE	RPI	RPI	RPI	RPI
DIV. I ONLY	1- 8	316	1- 8	274	182	327	327	13	13	
DIV. I NON-CONF.	1- 8	316	1- 8	274	182	327	327	13	13	
TOTALS	RPI 1-25	RPI 26-50	W-L RECORDS	RPI 51-100	RPI 101-150	RPI 150+				
1- 8	0- 0	0- 0	OVERALL	0- 2	0- 3	1- 3				
1- 1	0- 0	0- 0	HOME	0- 1	0- 0	1- 0				
0- 6	0- 0	0- 0	AWAY	0- 1	0- 3	0- 2				
0- 1	0- 0	0- 0	NEUTRAL	0- 0	0- 0	0- 1				
1- 8	0- 0	0- 0	NON-CONFERENCE	0- 2	0- 3	1- 3				
1- 1	0- 0	0- 0	HOME	0- 1	0- 0	1- 0				
0- 6	0- 0	0- 0	AWAY	0- 1	0- 3	0- 2				
0- 1	0- 0	0- 0	NEUTRAL	0- 0	0- 0	0- 1				
0- 0	0- 0	0- 0	CONFERENCE	0- 0	0- 0	0- 0				
0- 0	0- 0	0- 0	HOME	0- 0	0- 0	0- 0				
0- 0	0- 0	0- 0	AWAY	0- 0	0- 0	0- 0				
0- 0	0- 0	0- 0	NEUTRAL	0- 0	0- 0	0- 0				

RPI	S	Opponent	Score	RPI	S	Opponent	Score	RPI	S	Opponent	Score	RPI	S	Opponent	Score	Team's RPI: 327
59	H	Minnesota	60	82	70	A	Michigan St.	38	82	123	A	Jacksonville St.	53	63		
										140	A	Samford	37	67		
										142	A	Providence	41	65		
										189	A	Marist	42	64		
										209	A	Dartmouth	54	70		
										291	N	Bryant	52	58		
										343	H	UMass Lowell	81	64		
LAST 12 Division I GAMES:																
140	A	Samford	37	67	70	A	Michigan St.	38	82							
59	H	Minnesota	60	82	189	A	Marist	42	64							
343	H	UMass Lowell	81	64	142	A	Providence	41	65							
					291	N	Bryant	52	58							
					209	A	Dartmouth	54	70							
					123	A	Jacksonville St.	53	63							

Non-Div I Games:

Rhode Island

■ Loss, 
 ■ Non-Conf, 
 S Site, 
 ■ Home 
 ■ Away 
 N Neutral

Average RPI Win:	281	WON-LOST	WINNING	LAST 10	STRENGTH OF	OPP. STRENGTH	TEAM	ADJ.	CONF.	ADJ CONF.
Average RPI Loss:	47	RECORD	PCT. RANK	GAMES	SCHEDULE	OF SCHEDULE	RPI	RPI	RPI	RPI
DIV. I ONLY	6- 2	61	6- 2	341	38	168	168	19	19	
DIV. I NON-CONF.	6- 2	61	6- 2	341	38	168	168	19	19	
TOTALS	RPI 1-25	RPI 26-50	W-L RECORDS	RPI 51-100	RPI 101-150	RPI 150+				
6- 2	0- 0	0- 1	OVERALL	0- 1	0- 0	6- 0				
3- 0	0- 0	0- 0	HOME	0- 0	0- 0	3- 0				
3- 2	0- 0	0- 1	AWAY	0- 1	0- 0	3- 0				
0- 0	0- 0	0- 0	NEUTRAL	0- 0	0- 0	0- 0				
6- 2	0- 0	0- 1	NON-CONFERENCE	0- 1	0- 0	6- 0				
3- 0	0- 0	0- 0	HOME	0- 0	0- 0	3- 0				
3- 2	0- 0	0- 1	AWAY	0- 1	0- 0	3- 0				
0- 0	0- 0	0- 0	NEUTRAL	0- 0	0- 0	0- 0				
0- 0	0- 0	0- 0	CONFERENCE	0- 0	0- 0	0- 0				
0- 0	0- 0	0- 0	HOME	0- 0	0- 0	0- 0				
0- 0	0- 0	0- 0	AWAY	0- 0	0- 0	0- 0				
0- 0	0- 0	0- 0	NEUTRAL	0- 0	0- 0	0- 0				

RPI 1-25			RPI 26-50			RPI 51-100			RPI 101+			Team's RPI: 168
RPI	S	Opponent	Score	RPI	S	Opponent	Score	RPI	S	Opponent	Score	
				41	A	Texas A&M	76 82	53	A	Kansas	65 73	233 H Little Rock 58 51
												265 H Incarnate Word 60 43
												270 H Houston Baptist 67 45
												300 A Sam Houston St. 79 50
												302 A Grand Canyon 69 59
												316 A Northern Ariz. 88 83
LAST 12 Division I GAMES:												
				265 H Incarnate Word 60 43				233 H Little Rock 58 51				
				41 A Texas A&M 76 82				300 A Sam Houston St. 79 50				
				53 A Kansas 65 73				270 H Houston Baptist 67 45				
								316 A Northern Ariz. 88 83				
								302 A Grand Canyon 69 59				

Non-Div I Games:

Rice

Average RPI Win:	264	WON-LOST	WINNING	LAST 10	STRENGTH OF	OPP. STRENGTH	TEAM	ADJ.	CONF.	ADJ CONF.
Average RPI Loss:	95	RECORD	PCT. RANK	GAMES	SCHEDULE	OF SCHEDULE	RPI	RPI	RPI	RPI
DIV. I ONLY	5- 6	187	4- 6	131	264	173	173	13	13	
DIV. I NON-CONF.	5- 6	187	5- 6	131	264	173	173	13	13	
TOTALS	RPI 1-25	RPI 26-50	W-L RECORDS	RPI 51-100	RPI 101-150	RPI 150+				
5- 6	0- 0	0- 1	OVERALL	0- 3	0- 1	5- 1				
0- 4	0- 0	0- 1	HOME	0- 3	0- 0	0- 0				
4- 0	0- 0	0- 0	AWAY	0- 0	0- 0	4- 0				
1- 2	0- 0	0- 0	NEUTRAL	0- 0	0- 1	1- 1				
5- 6	0- 0	0- 1	NON-CONFERENCE	0- 3	0- 1	5- 1				
0- 4	0- 0	0- 1	HOME	0- 3	0- 0	0- 0				
4- 0	0- 0	0- 0	AWAY	0- 0	0- 0	4- 0				
1- 2	0- 0	0- 0	NEUTRAL	0- 0	0- 1	1- 1				
0- 0	0- 0	0- 0	CONFERENCE	0- 0	0- 0	0- 0				
0- 0	0- 0	0- 0	HOME	0- 0	0- 0	0- 0				
0- 0	0- 0	0- 0	AWAY	0- 0	0- 0	0- 0				
0- 0	0- 0	0- 0	NEUTRAL	0- 0	0- 0	0- 0				

RPI	S	Opponent	Score	RPI	S	Opponent	Score	RPI	S	Opponent	Score	RPI	S	Opponent	Score	Team's RPI: 173
30	H	Quinnipiac	65 81	68	H	William & Mary	64 78	141	N	Wright St.	69 85	156	N	Florida	80 87	
				81	H	Navy	56 76	178	A	Columbia	85 79	235	A	Fairfield	72 67	
				95	H	Wake Forest	81 85	256	A	East Carolina	65 64	314	N	Savannah St.	100 63	
								338	A	Old Dominion	54 45					
LAST 12 Division I GAMES:																
30	H	Quinnipiac	65 81	81	H	Navy	56 76	256	A	East Carolina	65 64	95	H	Wake Forest	81 85	
68	H	William & Mary	64 78	235	A	Fairfield	72 67	314	N	Savannah St.	100 63	156	N	Florida	80 87	
338	A	Old Dominion	54 45													

Non-Div I Games:

Richmond

■ Loss, 
 ■ Non-Conf, 
 ■ S Site, 
 ■ H Home 
 ■ A Away 
 N Neutral

Average RPI Win:	248	WON-LOST	WINNING	LAST 10	STRENGTH OF	OPP. STRENGTH	TEAM	ADJ.	CONF.	ADJ CONF.
Average RPI Loss:	206	RECORD	PCT. RANK	GAMES	SCHEDULE	OF SCHEDULE	RPI	RPI	RPI	RPI
DIV. I ONLY	2- 7	273	2- 7	236	330	292	292	21	21	
DIV. I NON-CONF.	2- 7	273	2- 7	236	330	292	292	21	21	
TOTALS	RPI 1-25	RPI 26-50	W-L RECORDS	RPI 51-100	RPI 101-150	RPI 150+				
2- 7	0- 0	0- 0	OVERALL	0- 2	0- 0	2- 5				
1- 2	0- 0	0- 0	HOME	0- 0	0- 0	1- 2				
1- 4	0- 0	0- 0	AWAY	0- 2	0- 0	1- 2				
0- 1	0- 0	0- 0	NEUTRAL	0- 0	0- 0	0- 1				
2- 7	0- 0	0- 0	NON-CONFERENCE	0- 2	0- 0	2- 5				
1- 2	0- 0	0- 0	HOME	0- 0	0- 0	1- 2				
1- 4	0- 0	0- 0	AWAY	0- 2	0- 0	1- 2				
0- 1	0- 0	0- 0	NEUTRAL	0- 0	0- 0	0- 1				
0- 0	0- 0	0- 0	CONFERENCE	0- 0	0- 0	0- 0				
0- 0	0- 0	0- 0	HOME	0- 0	0- 0	0- 0				
0- 0	0- 0	0- 0	AWAY	0- 0	0- 0	0- 0				
0- 0	0- 0	0- 0	NEUTRAL	0- 0	0- 0	0- 0				

RPI 1-25			RPI 26-50			RPI 51-100			RPI 101+			Team's RPI: 292
RPI	S	Opponent	Score	RPI	S	Opponent	Score	RPI	S	Opponent	Score	
						69 A Seton Hall	49 85	176 A La Salle			76 55	
						81 A Navy	44 63	201 H Bucknell			71 76	
								256 N East Carolina			63 66	
								272 H Holy Cross			56 83	
								277 A Lafayette			45 60	
								289 A Mt. St. Mary's			78 82	
								320 H Vermont			64 49	
LAST 12 Division I GAMES:												
320 H Vermont			64 49	289 A Mt. St. Mary's			78 82					
256 N East Carolina			63 66	176 A La Salle			76 55					
69 A Seton Hall			49 85	201 H Bucknell			71 76					
277 A Lafayette			45 60									
272 H Holy Cross			56 83									
81 A Navy			44 63									

Non-Div I Games:

Rider

Average RPI Win:	268	WON-LOST	WINNING	LAST 10	STRENGTH OF	OPP. STRENGTH	TEAM	ADJ.	CONF.	ADJ CONF.
Average RPI Loss:	113	RECORD	PCT. RANK	GAMES	SCHEDULE	OF SCHEDULE	RPI	RPI	RPI	RPI
DIV. I ONLY	6- 3	85	6- 3	324	174	210	210	27	27	
DIV. I NON-CONF.	6- 3	85	6- 3	324	174	210	210	27	27	
TOTALS	RPI 1-25	RPI 26-50	W-L RECORDS	RPI 51-100	RPI 101-150	RPI 150+				
6- 3	0- 0	0- 0	OVERALL	0- 1	0- 1	6- 1				
3- 1	0- 0	0- 0	HOME	0- 0	0- 1	3- 0				
3- 1	0- 0	0- 0	AWAY	0- 1	0- 0	3- 0				
0- 1	0- 0	0- 0	NEUTRAL	0- 0	0- 0	0- 1				
6- 3	0- 0	0- 0	NON-CONFERENCE	0- 1	0- 1	6- 1				
3- 1	0- 0	0- 0	HOME	0- 0	0- 1	3- 0				
3- 1	0- 0	0- 0	AWAY	0- 1	0- 0	3- 0				
0- 1	0- 0	0- 0	NEUTRAL	0- 0	0- 0	0- 1				
0- 0	0- 0	0- 0	CONFERENCE	0- 0	0- 0	0- 0				
0- 0	0- 0	0- 0	HOME	0- 0	0- 0	0- 0				
0- 0	0- 0	0- 0	AWAY	0- 0	0- 0	0- 0				
0- 0	0- 0	0- 0	NEUTRAL	0- 0	0- 0	0- 0				

RPI 1-25			RPI 26-50			RPI 51-100			RPI 101+			Team's RPI: 210
RPI	S	Opponent	Score	RPI	S	Opponent	Score	RPI	S	Opponent	Score	
						70 A Michigan St.	58 100	105 H Bowling Green		62 64		
								165 N San Francisco		45 57		
								205 H Monmouth		56 38		
								240 A Delaware St.		65 42		
								245 A Cal Poly		66 50		
								277 H Lafayette		63 42		
								294 H Youngstown St.		84 52		
								344 A Northern Ky.		59 50		
LAST 12 Division I GAMES:												
245	A	Cal Poly	66	50	277	H	Lafayette	63	42			
344	A	Northern Ky.	59	50	240	A	Delaware St.	65	42			
105	H	Bowling Green	62	64	205	H	Monmouth	56	38			
70	A	Michigan St.	58	100	294	H	Youngstown St.	84	52			
					165	N	San Francisco	45	57			

Non-Div I Games:

Robert Morris

Average RPI Win:	115	WON-LOST	WINNING	LAST 10	STRENGTH OF	OPP. STRENGTH	TEAM	ADJ.	CONF.	ADJ CONF.
Average RPI Loss:	32	RECORD	PCT. RANK	GAMES	SCHEDULE	OF SCHEDULE	RPI	RPI	RPI	RPI
DIV. I ONLY	10- 2	31	8- 2	39	21	14	14	3	3	
DIV. I NON-CONF.	10- 2	31	10- 2	39	21	14	14	3	3	
TOTALS	RPI 1-25	RPI 26-50	W-L RECORDS	RPI 51-100	RPI 101-150	RPI 150+				
10- 2	0- 1	0- 0	OVERALL	5- 1	2- 0	3- 0				
6- 0	0- 0	0- 0	HOME	4- 0	0- 0	2- 0				
3- 0	0- 0	0- 0	AWAY	0- 0	2- 0	1- 0				
1- 2	0- 1	0- 0	NEUTRAL	1- 1	0- 0	0- 0				
10- 2	0- 1	0- 0	NON-CONFERENCE	5- 1	2- 0	3- 0				
6- 0	0- 0	0- 0	HOME	4- 0	0- 0	2- 0				
3- 0	0- 0	0- 0	AWAY	0- 0	2- 0	1- 0				
1- 2	0- 1	0- 0	NEUTRAL	1- 1	0- 0	0- 0				
0- 0	0- 0	0- 0	CONFERENCE	0- 0	0- 0	0- 0				
0- 0	0- 0	0- 0	HOME	0- 0	0- 0	0- 0				
0- 0	0- 0	0- 0	AWAY	0- 0	0- 0	0- 0				
0- 0	0- 0	0- 0	NEUTRAL	0- 0	0- 0	0- 0				

RPI 1-25				Team's RPI: 14		RPI 26-50				RPI 51-100				RPI 101+			
RPI	S	Opponent	Score	RPI	S	Opponent	Score	RPI	S	Opponent	Score	RPI	S	Opponent	Score		
7	N	South Carolina	68 78					54	H	NC State	57 53	104	A	Temple	84 67		
								56	N	Washington St.	60 63	121	A	James Madison	76 63		
								69	H	Seton Hall	70 45	152	H	Virginia	52 43		
								77	N	Western Mich.	75 64	180	A	Charlotte	77 54		
								90	H	Siena	59 47	207	H	Fairleigh Dickinson	101 35		
								95	H	Wake Forest	65 51						
LAST 12 Division I GAMES:																	
207	H	Fairleigh Dickinson	101 35	152	H	Virginia	52 43										
69	H	Seton Hall	70 45	90	H	Siena	59 47										
95	H	Wake Forest	65 51	54	H	NC State	57 53										
180	A	Charlotte	77 54	56	N	Washington St.	60 63										
104	A	Temple	84 67	77	N	Western Mich.	75 64										
121	A	James Madison	76 63	7	N	South Carolina	68 78										

Non-Div I Games:

Rutgers

■ Loss, 
 ■ Non-Conf, 
 ■ S Site, 
 ■ H Home 
 ■ A Away 
 N Neutral



Average RPI Win:	263	WON-LOST	WINNING	LAST 10	STRENGTH OF	OPP. STRENGTH	TEAM	ADJ.	CONF.	ADJ CONF.
Average RPI Loss:	148	RECORD	PCT. RANK	GAMES	SCHEDULE	OF SCHEDULE	RPI	RPI	RPI	RPI
DIV. I ONLY	4- 3	136	4- 3	313	205	208	208	26	26	
DIV. I NON-CONF.	4- 3	136	4- 3	313	205	208	208	26	26	
TOTALS	RPI 1-25	RPI 26-50	W-L RECORDS	RPI 51-100	RPI 101-150	RPI 150+				
4- 3	0- 1	0- 0	OVERALL	0- 0	0- 1	4- 1				
2- 0	0- 0	0- 0	HOME	0- 0	0- 0	2- 0				
0- 3	0- 1	0- 0	AWAY	0- 0	0- 1	0- 1				
2- 0	0- 0	0- 0	NEUTRAL	0- 0	0- 0	2- 0				
4- 3	0- 1	0- 0	NON-CONFERENCE	0- 0	0- 1	4- 1				
2- 0	0- 0	0- 0	HOME	0- 0	0- 0	2- 0				
0- 3	0- 1	0- 0	AWAY	0- 0	0- 1	0- 1				
2- 0	0- 0	0- 0	NEUTRAL	0- 0	0- 0	2- 0				
0- 0	0- 0	0- 0	CONFERENCE	0- 0	0- 0	0- 0				
0- 0	0- 0	0- 0	HOME	0- 0	0- 0	0- 0				
0- 0	0- 0	0- 0	AWAY	0- 0	0- 0	0- 0				
0- 0	0- 0	0- 0	NEUTRAL	0- 0	0- 0	0- 0				

RPI 1-25				RPI 26-50				RPI 51-100				RPI 101+ Team's RPI: 208			
RPI	S	Opponent	Score	RPI	S	Opponent	Score	RPI	S	Opponent	Score	RPI	S	Opponent	Score
18	A	Kansas St.	49 74									124	A	Montana St.	54 59
												164	H	South Dakota	77 55
												261	N	Alabama St.	77 50
												303	A	Montana	52 60
												304	N	Alcorn	83 79
												323	H	Coppin St.	72 59
LAST 12 Division I GAMES:															
124	A	Montana St.	54 59	164	H	South Dakota	77 55								
303	A	Montana	52 60	304	N	Alcorn	83 79								
				261	N	Alabama St.	77 50								
				323	H	Coppin St.	72 59								
				18	A	Kansas St.	49 74								

Non-Div I Games: Howard Payne 105 35 Central Baptist 97 34

SFA

Loss, Non-Conf, S Site, H Home A Away N Neutral

Average RPI Win:	239	WON-LOST	WINNING	LAST 10	STRENGTH OF	OPP. STRENGTH	TEAM	ADJ.	CONF.	ADJ CONF.
Average RPI Loss:	122	RECORD	PCT. RANK	GAMES	SCHEDULE	OF SCHEDULE	RPI	RPI	RPI	RPI
DIV. I ONLY	3- 5	220	3- 5	144	239	202	202	25	25	
DIV. I NON-CONF.	3- 5	220	3- 5	144	239	202	202	25	25	
TOTALS	RPI 1-25	RPI 26-50	W-L RECORDS	RPI 51-100	RPI 101-150	RPI 150+				
3- 5	0- 0	0- 1	OVERALL	0- 2	0- 1	3- 1				
2- 2	0- 0	0- 0	HOME	0- 1	0- 1	2- 0				
1- 3	0- 0	0- 1	AWAY	0- 1	0- 0	1- 1				
0- 0	0- 0	0- 0	NEUTRAL	0- 0	0- 0	0- 0				
3- 5	0- 0	0- 1	NON-CONFERENCE	0- 2	0- 1	3- 1				
2- 2	0- 0	0- 0	HOME	0- 1	0- 1	2- 0				
1- 3	0- 0	0- 1	AWAY	0- 1	0- 0	1- 1				
0- 0	0- 0	0- 0	NEUTRAL	0- 0	0- 0	0- 0				
0- 0	0- 0	0- 0	CONFERENCE	0- 0	0- 0	0- 0				
0- 0	0- 0	0- 0	HOME	0- 0	0- 0	0- 0				
0- 0	0- 0	0- 0	AWAY	0- 0	0- 0	0- 0				
0- 0	0- 0	0- 0	NEUTRAL	0- 0	0- 0	0- 0				

RPI 1-25				RPI 26-50				RPI 51-100				RPI 101+				Team's RPI: 202	
RPI	S	Opponent	Score	RPI	S	Opponent	Score	RPI	S	Opponent	Score	RPI	S	Opponent	Score		
				33	A	Missouri	48 78	83	H	Central Mich.	56 94	134	H	Stetson	61 65		
								91	A	Nebraska	53 62	167	H	Saint Louis	79 72		
												204	A	Southern Ill.	57 53		
												269	A	Illinois St.	47 62		
												347	H	Air Force	76 40		
LAST 12 Division I GAMES:																	
				83	H	Central Mich.	56 94	33	A	Missouri	48 78						
				134	H	Stetson	61 65	91	A	Nebraska	53 62						
				269	A	Illinois St.	47 62										
				204	A	Southern Ill.	57 53										
				167	H	Saint Louis	79 72										
				347	H	Air Force	76 40										

Non-Div I Games:

SIUE

Average RPI Win:	239	WON-LOST	WINNING	LAST 10	STRENGTH OF	OPP. STRENGTH	TEAM	ADJ.	CONF.	ADJ CONF.
Average RPI Loss:	92	RECORD	PCT. RANK	GAMES	SCHEDULE	OF SCHEDULE	RPI	RPI	RPI	RPI
DIV. I ONLY	4- 5	189	4- 5	244	70	219	219	8	8	
DIV. I NON-CONF.	4- 5	189	4- 5	244	70	219	219	8	8	
TOTALS	RPI 1-25	RPI 26-50	W-L RECORDS	RPI 51-100	RPI 101-150	RPI 150+				
4- 5	0- 0	0- 0	OVERALL	0- 2	0- 3	4- 0				
3- 1	0- 0	0- 0	HOME	0- 1	0- 0	3- 0				
0- 4	0- 0	0- 0	AWAY	0- 1	0- 3	0- 0				
1- 0	0- 0	0- 0	NEUTRAL	0- 0	0- 0	1- 0				
4- 5	0- 0	0- 0	NON-CONFERENCE	0- 2	0- 3	4- 0				
3- 1	0- 0	0- 0	HOME	0- 1	0- 0	3- 0				
0- 4	0- 0	0- 0	AWAY	0- 1	0- 3	0- 0				
1- 0	0- 0	0- 0	NEUTRAL	0- 0	0- 0	1- 0				
0- 0	0- 0	0- 0	CONFERENCE	0- 0	0- 0	0- 0				
0- 0	0- 0	0- 0	HOME	0- 0	0- 0	0- 0				
0- 0	0- 0	0- 0	AWAY	0- 0	0- 0	0- 0				
0- 0	0- 0	0- 0	NEUTRAL	0- 0	0- 0	0- 0				

RPI	S	Opponent	Score	RPI	S	Opponent	Score	RPI	S	Opponent	Score	RPI	S	Opponent	Score	Team's RPI: 219
57	H	TCU	58	64	62	A	Oklahoma	75	87	106	A	Nevada	72	80		
										108	A	UT Arlington	55	58		
										126	A	North Texas	40	47		
										193	N	UC Riverside	73	51		
										222	H	Nicholls St.	68	61		
										230	H	Abilene Christian	65	44		
										311	H	CSU Bakersfield	41	29		
LAST 12 Division I GAMES:																
108	A	UT Arlington	55	58	311	H	CSU Bakersfield	41	29							
62	A	Oklahoma	75	87	126	A	North Texas	40	47							
57	H	TCU	58	64	106	A	Nevada	72	80							
222	H	Nicholls St.	68	61	193	N	UC Riverside	73	51							
					230	H	Abilene Christian	65	44							

Non-Div I Games:

SMU

## Sacramento St.

Through Games Of Dec. 10, 2017

Average RPI Win:	193	WON-LOST	WINNING	LAST 10	STRENGTH OF	OPP. STRENGTH	TEAM	ADJ.	CONF.	ADJ CONF.
Average RPI Loss:	82	RECORD	PCT. RANK	GAMES	SCHEDULE	OF SCHEDULE	RPI	RPI	RPI	RPI
DIV. I ONLY	1- 6	297	1- 6	9	194	139	139	17	17	
DIV. I NON-CONF.	1- 6	297	1- 6	9	194	139	139	17	17	
TOTALS	RPI 1-25	RPI 26-50	W-L RECORDS	RPI 51-100	RPI 101-150	RPI 150+				
1- 6	0- 1	0- 2	OVERALL	0- 1	0- 1	1- 1				
0- 0	0- 0	0- 0	HOME	0- 0	0- 0	0- 0				
0- 6	0- 1	0- 2	AWAY	0- 1	0- 1	0- 1				
1- 0	0- 0	0- 0	NEUTRAL	0- 0	0- 0	1- 0				
1- 6	0- 1	0- 2	NON-CONFERENCE	0- 1	0- 1	1- 1				
0- 0	0- 0	0- 0	HOME	0- 0	0- 0	0- 0				
0- 6	0- 1	0- 2	AWAY	0- 1	0- 1	0- 1				
1- 0	0- 0	0- 0	NEUTRAL	0- 0	0- 0	1- 0				
0- 0	0- 0	0- 0	CONFERENCE	0- 0	0- 0	0- 0				
0- 0	0- 0	0- 0	HOME	0- 0	0- 0	0- 0				
0- 0	0- 0	0- 0	AWAY	0- 0	0- 0	0- 0				
0- 0	0- 0	0- 0	NEUTRAL	0- 0	0- 0	0- 0				

RPI 1-25				RPI 26-50				RPI 51-100				RPI 101+ Team's RPI: 139			
RPI	S	Opponent	Score	RPI	S	Opponent	Score	RPI	S	Opponent	Score	RPI	S	Opponent	Score
15	A	West Virginia	47 101	38	A	Arizona St.	58 106	63	A	Kentucky	70 101	106	A	Nevada	68 95
				42	A	UC Davis	72 79					193	N	UC Riverside	99 72
												225	A	Morehead St.	71 75
LAST 12 Division I GAMES:															
42	A	UC Davis	72 79	106	A	Nevada	68 95	38	A	Arizona St.	58 106	15	A	West Virginia	47 101
193	N	UC Riverside	99 72	225	A	Morehead St.	71 75	63	A	Kentucky	70 101				

Non-Div I Games: Antelope Valley 95 62

Sacramento St.

■ Loss, 
 ■ Non-Conf, 
 ■ S Site, 
 ■ Home 
 ■ A Away 
 N Neutral

## Sacred Heart

Through Games Of Dec. 10, 2017

Average RPI Win:	235	WON-LOST	WINNING	LAST 10	STRENGTH OF	OPP. STRENGTH	TEAM	ADJ.	CONF.	ADJ CONF.
Average RPI Loss:	129	RECORD	PCT. RANK	GAMES	SCHEDULE	OF SCHEDULE	RPI	RPI	RPI	RPI
DIV. I ONLY	4- 5	189	4- 5	172	235	188	188	27	27	
DIV. I NON-CONF.	4- 5	189	4- 5	172	235	188	188	27	27	
TOTALS	RPI 1-25	RPI 26-50	W-L RECORDS	RPI 51-100	RPI 101-150	RPI 150+				
4- 5	0- 1	0- 0	OVERALL	0- 1	1- 1	3- 2				
3- 1	0- 0	0- 0	HOME	0- 0	1- 0	2- 1				
1- 4	0- 1	0- 0	AWAY	0- 1	0- 1	1- 1				
0- 0	0- 0	0- 0	NEUTRAL	0- 0	0- 0	0- 0				
4- 5	0- 1	0- 0	NON-CONFERENCE	0- 1	1- 1	3- 2				
3- 1	0- 0	0- 0	HOME	0- 0	1- 0	2- 1				
1- 4	0- 1	0- 0	AWAY	0- 1	0- 1	1- 1				
0- 0	0- 0	0- 0	NEUTRAL	0- 0	0- 0	0- 0				
0- 0	0- 0	0- 0	CONFERENCE	0- 0	0- 0	0- 0				
0- 0	0- 0	0- 0	HOME	0- 0	0- 0	0- 0				
0- 0	0- 0	0- 0	AWAY	0- 0	0- 0	0- 0				
0- 0	0- 0	0- 0	NEUTRAL	0- 0	0- 0	0- 0				

RPI 1-25				RPI 26-50				RPI 51-100				RPI 101+ Team's RPI: 188			
RPI	S	Opponent	Score	RPI	S	Opponent	Score	RPI	S	Opponent	Score	RPI	S	Opponent	Score
8	A	Florida St.	52 101					99	A	Brown	77 102	120	A	Harvard	62 70
												142	H	Providence	78 75
												205	A	Monmouth	64 69
												214	H	Hofstra	81 86
												221	H	Lehigh	65 55
												257	H	Manhattan	65 61
												321	A	Florida A&M	73 68
LAST 12 Division I GAMES:															
				99	A	Brown	77 102	142	H	Providence	78 75				
				221	H	Lehigh	65 55	257	H	Manhattan	65 61				
				214	H	Hofstra	81 86	205	A	Monmouth	64 69				
				8	A	Florida St.	52 101								
				321	A	Florida A&M	73 68								
				120	A	Harvard	62 70								

Non-Div I Games:

Sacred Heart

■ Loss, 
 ■ Non-Conf, 
 ■ S Site, 
 ■ H Home 
 ■ A Away 
 N Neutral

Average RPI Win:	292	WON-LOST	WINNING	LAST 10	STRENGTH OF	OPP. STRENGTH	TEAM	ADJ.	CONF.	ADJ CONF.
Average RPI Loss:	100	RECORD	PCT. RANK	GAMES	SCHEDULE	OF SCHEDULE	RPI	RPI	RPI	RPI
DIV. I ONLY	3- 5	220	3- 5	202	219	211	211	27	27	
DIV. I NON-CONF.	3- 5	220	3- 5	202	219	211	211	27	27	
TOTALS	RPI 1-25	RPI 26-50	W-L RECORDS	RPI 51-100	RPI 101-150	RPI 150+				
3- 5	0- 0	0- 1	OVERALL	0- 1	0- 2	3- 1				
1- 1	0- 0	0- 0	HOME	0- 1	0- 0	1- 0				
1- 3	0- 0	0- 1	AWAY	0- 0	0- 1	1- 0				
1- 1	0- 0	0- 0	NEUTRAL	0- 0	0- 1	1- 0				
3- 5	0- 0	0- 1	NON-CONFERENCE	0- 1	0- 2	3- 1				
1- 1	0- 0	0- 0	HOME	0- 1	0- 0	1- 0				
1- 3	0- 0	0- 1	AWAY	0- 0	0- 1	1- 1				
1- 1	0- 0	0- 0	NEUTRAL	0- 0	0- 1	1- 0				
0- 0	0- 0	0- 0	CONFERENCE	0- 0	0- 0	0- 0				
0- 0	0- 0	0- 0	HOME	0- 0	0- 0	0- 0				
0- 0	0- 0	0- 0	AWAY	0- 0	0- 0	0- 0				
0- 0	0- 0	0- 0	NEUTRAL	0- 0	0- 0	0- 0				

RPI 1-25			RPI 26-50			RPI 51-100			RPI 101+			Team's RPI: 211
RPI	S	Opponent	Score	RPI	S	Opponent	Score	RPI	S	Opponent	Score	
				31	A	Toledo	66 74	68	H	William & Mary	86 92	
								107	A	Duquesne	68 87	
								114	N	Southeast Mo. St.	50 82	
								178	A	Columbia	81 94	
								243	A	Cincinnati	77 73	
								294	H	Youngstown St.	79 65	
								338	N	Old Dominion	79 68	
LAST 12 Division I GAMES:												
243	A	Cincinnati	77 73	294	H	Youngstown St.	79 65					
338	N	Old Dominion	79 68	178	A	Columbia	81 94					
114	N	Southeast Mo. St.	50 82	68	H	William & Mary	86 92					
31	A	Toledo	66 74	107	A	Duquesne	68 87					

Non-Div I Games: Seton Hill 103 71

Saint Francis (PA)

## Saint Joseph's

Through Games Of Dec. 10, 2017

Average RPI Win:	237	WON-LOST	WINNING	LAST 10	STRENGTH OF	OPP. STRENGTH	TEAM	ADJ.	CONF.	ADJ CONF.
Average RPI Loss:	130	RECORD	PCT. RANK	GAMES	SCHEDULE	OF SCHEDULE	RPI	RPI	RPI	RPI
DIV. I ONLY	5- 3	103	5- 3	198	191	92	92	13	13	
DIV. I NON-CONF.	5- 3	103	5- 3	198	191	92	92	13	13	
TOTALS	RPI 1-25	RPI 26-50	W-L RECORDS	RPI 51-100	RPI 101-150	RPI 150+				
5- 3	0- 1	0- 0	OVERALL	0- 0	1- 1	4- 1				
2- 0	0- 0	0- 0	HOME	0- 0	0- 0	2- 0				
3- 3	0- 1	0- 0	AWAY	0- 0	1- 1	2- 1				
0- 0	0- 0	0- 0	NEUTRAL	0- 0	0- 0	0- 0				
5- 3	0- 1	0- 0	NON-CONFERENCE	0- 0	1- 1	4- 1				
2- 0	0- 0	0- 0	HOME	0- 0	0- 0	2- 0				
3- 3	0- 1	0- 0	AWAY	0- 0	1- 1	2- 1				
0- 0	0- 0	0- 0	NEUTRAL	0- 0	0- 0	0- 0				
0- 0	0- 0	0- 0	CONFERENCE	0- 0	0- 0	0- 0				
0- 0	0- 0	0- 0	HOME	0- 0	0- 0	0- 0				
0- 0	0- 0	0- 0	AWAY	0- 0	0- 0	0- 0				
0- 0	0- 0	0- 0	NEUTRAL	0- 0	0- 0	0- 0				

RPI 1-25				RPI 26-50				RPI 51-100				Team's RPI: 92		RPI 101+			
RPI	S	Opponent	Score	RPI	S	Opponent	Score	RPI	S	Opponent	Score			RPI	S	Opponent	Score
4	A	Villanova	44 79											104	A	Temple	66 69
														121	A	James Madison	73 66
														201	A	Bucknell	77 53
														271	A	Niagara	93 69
														282	A	Towson	66 90
														285	H	Saint Peter's	87 58
														306	H	Eastern Ill.	80 62
LAST 12 Division I GAMES:																	
				282	A	Towson	66 90					104	A	Temple	66 69		
				4	A	Villanova	44 79					285	H	Saint Peter's	87 58		
												306	H	Eastern Ill.	80 62		
												121	A	James Madison	73 66		
												201	A	Bucknell	77 53		
												271	A	Niagara	93 69		

Non-Div I Games:

Saint Joseph's

■ Loss, 
 ■ Non-Conf, 
 ■ S Site, 
 ■ H Home 
 ■ A Away 
 N Neutral

## Saint Louis

Through Games Of Dec. 10, 2017

Average RPI Win:	184	WON-LOST	WINNING	LAST 10	STRENGTH OF	OPP. STRENGTH	TEAM	ADJ.	CONF.	ADJ CONF.
Average RPI Loss:	107	RECORD	PCT. RANK	GAMES	SCHEDULE	OF SCHEDULE	RPI	RPI	RPI	RPI
DIV. I ONLY	4- 7	230	3- 7	101	98	167	167	13	13	
DIV. I NON-CONF.	4- 7	230	4- 7	101	98	167	167	13	13	
TOTALS	RPI 1-25	RPI 26-50	W-L RECORDS	RPI 51-100	RPI 101-150	RPI 150+				
4- 7	0- 0	1- 1	OVERALL	0- 2	0- 2	3- 2				
1- 2	0- 0	0- 0	HOME	0- 0	0- 1	1- 1				
1- 4	0- 0	0- 0	AWAY	0- 0	0- 1	1- 1				
2- 1	0- 0	1- 0	NEUTRAL	0- 1	0- 0	1- 0				
4- 7	0- 0	1- 1	NON-CONFERENCE	0- 2	0- 2	3- 2				
1- 2	0- 0	0- 0	HOME	0- 0	0- 1	1- 1				
1- 4	0- 0	0- 1	AWAY	0- 1	0- 1	1- 1				
2- 1	0- 0	1- 0	NEUTRAL	0- 1	0- 0	1- 0				
0- 0	0- 0	0- 0	CONFERENCE	0- 0	0- 0	0- 0				
0- 0	0- 0	0- 0	HOME	0- 0	0- 0	0- 0				
0- 0	0- 0	0- 0	AWAY	0- 0	0- 0	0- 0				
0- 0	0- 0	0- 0	NEUTRAL	0- 0	0- 0	0- 0				

RPI 1-25				RPI 26-50				RPI 51-100				RPI 101+ Team's RPI: 167			
RPI	S	Opponent	Score	RPI	S	Opponent	Score	RPI	S	Opponent	Score	RPI	S	Opponent	Score
				33	A	Missouri	58 70	56	A	Washington St.	63 85	101	H	Vanderbilt	69 74
				46	N	Ole Miss	79 64	79	N	LSU	59 71	125	A	DePaul	78 86
												153	H	Loyola Marymount	60 62
												170	N	Cleveland St.	80 64
												202	A	SIUE	72 79
												233	H	Little Rock	48 45
												288	A	Indiana St.	60 59
LAST 12 Division I GAMES:															
				33	A	Missouri	58 70	202	A	SIUE	72 79				
				56	A	Washington St.	63 85	125	A	DePaul	78 86				
				233	H	Little Rock	48 45	46	N	Ole Miss	79 64				
				101	H	Vanderbilt	69 74	153	H	Loyola Marymount	60 62				
				79	N	LSU	59 71	288	A	Indiana St.	60 59				
				170	N	Cleveland St.	80 64								

Non-Div I Games:

Saint Louis

  Loss, 
   Non-Conf, 
   S Site, 
   H Home 
   A Away 
 N Neutral



## Saint Mary's (CA)

Through Games Of Dec. 10, 2017

Average RPI Win:	183	WON-LOST	WINNING	LAST 10	STRENGTH OF	OPP. STRENGTH	TEAM	ADJ.	CONF.	ADJ CONF.
Average RPI Loss:	31	RECORD	PCT. RANK	GAMES	SCHEDULE	OF SCHEDULE	RPI	RPI	RPI	RPI
DIV. I ONLY	5- 3	103	5- 3	35	126	47	47	15	15	
DIV. I NON-CONF.	5- 3	103	5- 3	35	126	47	47	15	15	
TOTALS	RPI 1-25	RPI 26-50	W-L RECORDS	RPI 51-100	RPI 101-150	RPI 150+				
5- 3	0- 1	0- 2	OVERALL	2- 0	0- 0	3- 0				
4- 1	0- 0	0- 1	HOME	2- 0	0- 0	2- 0				
1- 2	0- 1	0- 1	AWAY	0- 0	0- 0	1- 0				
0- 0	0- 0	0- 0	NEUTRAL	0- 0	0- 0	0- 0				
5- 3	0- 1	0- 2	NON-CONFERENCE	2- 0	0- 0	3- 0				
4- 1	0- 0	0- 1	HOME	2- 0	0- 0	2- 0				
1- 2	0- 1	0- 1	AWAY	0- 0	0- 0	1- 0				
0- 0	0- 0	0- 0	NEUTRAL	0- 0	0- 0	0- 0				
0- 0	0- 0	0- 0	CONFERENCE	0- 0	0- 0	0- 0				
0- 0	0- 0	0- 0	HOME	0- 0	0- 0	0- 0				
0- 0	0- 0	0- 0	AWAY	0- 0	0- 0	0- 0				
0- 0	0- 0	0- 0	NEUTRAL	0- 0	0- 0	0- 0				

RPI 1-25				RPI 26-50				Team's RPI: 47	RPI 51-100				RPI 101+			
RPI	S	Opponent	Score	RPI	S	Opponent	Score		RPI	S	Opponent	Score	RPI	S	Opponent	Score
16	A	California	80 87	35	A	Utah	63 74		56	H	Washington St.	81 75	231	A	Boise St.	74 72
				42	H	UC Davis	50 74		96	H	Indiana	88 82	245	H	Cal Poly	82 64
													287	H	UC Santa Barbara	89 59
LAST 12 Division I GAMES:																
35	A	Utah	63 74	42	H	UC Davis	50 74									
231	A	Boise St.	74 72	16	A	California	80 87									
96	H	Indiana	88 82													
287	H	UC Santa Barbara	89 59													
245	H	Cal Poly	82 64													
56	H	Washington St.	81 75													

Non-Div I Games:

Saint Mary's (CA)

■ Loss, 
 ■ Non-Conf, 
 ■ S Site, 
 ■ Home 
 ■ A Away 
 N Neutral

## Saint Peter's

Through Games Of Dec. 10, 2017

Average RPI Win:	233	WON-LOST	WINNING	LAST 10	STRENGTH OF	OPP. STRENGTH	TEAM	ADJ.	CONF.	ADJ CONF.
Average RPI Loss:	207	RECORD	PCT. RANK	GAMES	SCHEDULE	OF SCHEDULE	RPI	RPI	RPI	RPI
DIV. I ONLY	3- 6	231	3- 6	289	321	285	285	21	21	
DIV. I NON-CONF.	3- 6	231	3- 6	289	321	285	285	21	21	
TOTALS	RPI 1-25	RPI 26-50	W-L RECORDS	RPI 51-100	RPI 101-150	RPI 150+				
3- 6	0- 0	0- 0	OVERALL	1- 2	0- 0	2- 4				
1- 2	0- 0	0- 0	HOME	0- 0	0- 0	1- 2				
1- 4	0- 0	0- 0	AWAY	0- 2	0- 0	1- 1				
1- 0	0- 0	0- 0	NEUTRAL	1- 0	0- 0	0- 0				
3- 6	0- 0	0- 0	NON-CONFERENCE	1- 2	0- 0	2- 4				
1- 2	0- 0	0- 0	HOME	0- 0	0- 0	1- 2				
1- 4	0- 0	0- 0	AWAY	0- 2	0- 0	1- 2				
1- 0	0- 0	0- 0	NEUTRAL	1- 0	0- 0	0- 0				
0- 0	0- 0	0- 0	CONFERENCE	0- 0	0- 0	0- 0				
0- 0	0- 0	0- 0	HOME	0- 0	0- 0	0- 0				
0- 0	0- 0	0- 0	AWAY	0- 0	0- 0	0- 0				
0- 0	0- 0	0- 0	NEUTRAL	0- 0	0- 0	0- 0				

RPI 1-25			RPI 26-50			RPI 51-100			RPI 101+			Team's RPI: 285
RPI	S	Opponent	Score	RPI	S	Opponent	Score	RPI	S	Opponent	Score	
						69 A Seton Hall	49 91	213 A LIU Brooklyn		46 57		
						92 A Saint Joseph's	58 87	259 A Massachusetts		65 81		
						94 N Delaware	90 87	268 H St. Francis Brooklyn		49 64		
								277 H Lafayette		64 61		
								329 A NJIT		59 52		
								343 H UMass Lowell		60 66		
LAST 12 Division I GAMES:												
329	A	NJIT	59	52	259	A	Massachusetts	65	81			
213	A	LIU Brooklyn	46	57	343	H	UMass Lowell	60	66			
277	H	Lafayette	64	61	268	H	St. Francis Brooklyn	49	64			
69	A	Seton Hall	49	91	92	A	Saint Joseph's	58	87			
					94	N	Delaware	90	87			

Non-Div I Games:

Saint Peter's

  Loss, 
   Non-Conf, 
   S Site, 
   Home 
   A Away 
 N Neutral

Average RPI Win:	0	WON-LOST	WINNING	LAST 10	STRENGTH OF	OPP. STRENGTH	TEAM	ADJ.	CONF.	ADJ CONF.
Average RPI Loss:	145	RECORD	PCT. RANK	GAMES	SCHEDULE	OF SCHEDULE	RPI	RPI	RPI	RPI
DIV. I ONLY	0- 3	328	0- 3	70	341	300	300	26	26	
DIV. I NON-CONF.	0- 3	328	0- 3	70	341	300	300	26	26	
TOTALS	RPI 1-25	RPI 26-50	W-L RECORDS	RPI 51-100	RPI 101-150	RPI 150+				
0- 3	0- 0	0- 0	OVERALL	0- 1	0- 0	0- 2				
0- 2	0- 0	0- 0	HOME	0- 0	0- 0	0- 2				
0- 1	0- 0	0- 0	AWAY	0- 0	0- 0	0- 0				
0- 0	0- 0	0- 0	NEUTRAL	0- 0	0- 0	0- 0				
0- 3	0- 0	0- 0	NON-CONFERENCE	0- 1	0- 0	0- 2				
0- 2	0- 0	0- 0	HOME	0- 0	0- 0	0- 2				
0- 1	0- 0	0- 0	AWAY	0- 1	0- 0	0- 0				
0- 0	0- 0	0- 0	NEUTRAL	0- 0	0- 0	0- 0				
0- 0	0- 0	0- 0	CONFERENCE	0- 0	0- 0	0- 0				
0- 0	0- 0	0- 0	HOME	0- 0	0- 0	0- 0				
0- 0	0- 0	0- 0	AWAY	0- 0	0- 0	0- 0				
0- 0	0- 0	0- 0	NEUTRAL	0- 0	0- 0	0- 0				

RPI 1-25				RPI 26-50				RPI 51-100				RPI 101+				Team's RPI: 300	
RPI	S	Opponent	Score	RPI	S	Opponent	Score	RPI	S	Opponent	Score	RPI	S	Opponent	Score		
								86	A	Arkansas	54	65	168	H	Rice	50	79
													182	H	Texas Southern	58	77
LAST 12 Division I GAMES:																	
				182	H	Texas Southern	58	77	86	A	Arkansas	54	65				
				168	H	Rice	50	79									

Non-Div I Games: Wiley 80 41 St. Thomas Houston 68 66

Sam Houston St.

Average RPI Win:	223	WON-LOST	WINNING	LAST 10	STRENGTH OF	OPP. STRENGTH	TEAM	ADJ.	CONF.	ADJ CONF.
Average RPI Loss:	68	RECORD	PCT. RANK	GAMES	SCHEDULE	OF SCHEDULE	RPI	RPI	RPI	RPI
DIV. I ONLY	3- 6	231	3- 6	26	177	140	140	11	11	
DIV. I NON-CONF.	3- 6	231	3- 6	26	177	140	140	11	11	
TOTALS	RPI 1-25	RPI 26-50	W-L RECORDS	RPI 51-100	RPI 101-150	RPI 150+				
3- 6	0- 3	0- 0	OVERALL	1- 2	0- 0	2- 1				
3- 1	0- 1	0- 0	HOME	1- 0	0- 0	2- 0				
0- 5	0- 0	0- 0	AWAY	0- 0	0- 0	0- 0				
0- 0	0- 0	0- 0	NEUTRAL	0- 0	0- 0	0- 0				
3- 6	0- 3	0- 0	NON-CONFERENCE	1- 2	0- 0	2- 1				
3- 1	0- 1	0- 0	HOME	1- 0	0- 0	2- 0				
0- 5	0- 2	0- 0	AWAY	0- 2	0- 0	0- 1				
0- 0	0- 0	0- 0	NEUTRAL	0- 0	0- 0	0- 0				
0- 0	0- 0	0- 0	CONFERENCE	0- 0	0- 0	0- 0				
0- 0	0- 0	0- 0	HOME	0- 0	0- 0	0- 0				
0- 0	0- 0	0- 0	AWAY	0- 0	0- 0	0- 0				
0- 0	0- 0	0- 0	NEUTRAL	0- 0	0- 0	0- 0				

RPI 1-25				RPI 26-50				RPI 51-100				RPI 101+ Team's RPI: 140			
RPI	S	Opponent	Score	RPI	S	Opponent	Score	RPI	S	Opponent	Score	RPI	S	Opponent	Score
8	A	Florida St.	62 87					78	A	Belmont	46 83	195	A	UAB	53 77
20	A	Iowa	59 80					82	H	UCF	58 51	261	H	Alabama St.	58 39
22	H	Colorado	60 71					86	A	Arkansas	63 84	327	H	Rhode Island	67 37
LAST 12 Division I GAMES:															
261	H	Alabama St.	58 39	195	A	UAB	53 77	20	A	Iowa	59 80	82	H	UCF	58 51
327	H	Rhode Island	67 37	86	A	Arkansas	63 84	8	A	Florida St.	62 87	78	A	Belmont	46 83
86	A	Arkansas	63 84	22	H	Colorado	60 71								

Non-Div I Games: AUM 59 46

Samford

## San Diego

Through Games Of Dec. 10, 2017

Average RPI Win:	236	WON-LOST	WINNING	LAST 10	STRENGTH OF	OPP. STRENGTH	TEAM	ADJ.	CONF.	ADJ CONF.
Average RPI Loss:	146	RECORD	PCT. RANK	GAMES	SCHEDULE	OF SCHEDULE	RPI	RPI	RPI	RPI
DIV. I ONLY	5- 4	142	5- 4	219	197	144	144	15	15	
DIV. I NON-CONF.	5- 4	142	5- 4	219	197	144	144	15	15	
TOTALS	RPI 1-25	RPI 26-50	W-L RECORDS	RPI 51-100	RPI 101-150	RPI 150+				
5- 4	0- 1	0- 0	OVERALL	1- 0	0- 0	4- 3				
3- 0	0- 0	0- 0	HOME	1- 0	0- 0	2- 0				
1- 4	0- 1	0- 0	AWAY	0- 0	0- 0	1- 3				
1- 0	0- 0	0- 0	NEUTRAL	0- 0	0- 0	1- 0				
5- 4	0- 1	0- 0	NON-CONFERENCE	1- 0	0- 0	4- 3				
3- 0	0- 0	0- 0	HOME	1- 0	0- 0	2- 0				
1- 4	0- 1	0- 0	AWAY	0- 0	0- 0	1- 3				
1- 0	0- 0	0- 0	NEUTRAL	0- 0	0- 0	1- 0				
0- 0	0- 0	0- 0	CONFERENCE	0- 0	0- 0	0- 0				
0- 0	0- 0	0- 0	HOME	0- 0	0- 0	0- 0				
0- 0	0- 0	0- 0	AWAY	0- 0	0- 0	0- 0				
0- 0	0- 0	0- 0	NEUTRAL	0- 0	0- 0	0- 0				

RPI	S	Opponent	Score	RPI	S	Opponent	Score	RPI	S	Opponent	Score	RPI	S	Opponent	Score	Team's RPI: 144
16	A	California	64 89					59	H	Minnesota	72 69	172	A	Seattle U	73 80	
												181	A	Hawaii	63 64	
												215	A	San Diego St.	76 77	
												231	N	Boise St.	72 52	
												273	H	Long Beach St.	74 40	
												287	A	UC Santa Barbara	71 58	
												328	H	Southern Utah	72 59	
LAST 12 Division I GAMES:																
59	H	Minnesota	72 69	172	A	Seattle U	73 80									
16	A	California	64 89	215	A	San Diego St.	76 77									
328	H	Southern Utah	72 59	287	A	UC Santa Barbara	71 58									
				273	H	Long Beach St.	74 40									
				181	A	Hawaii	63 64									
				231	N	Boise St.	72 52									

Non-Div I Games: San Diego Christian82 53

San Diego

■ Loss, 
 ■ Non-Conf, 
 ■ S Site, 
 ■ Home 
 ■ A Away 
 N Neutral

Average RPI Win:	245	WON-LOST	WINNING	LAST 10	STRENGTH OF	OPP. STRENGTH	TEAM	ADJ.	CONF.	ADJ CONF.
Average RPI Loss:	145	RECORD	PCT. RANK	GAMES	SCHEDULE	OF SCHEDULE	RPI	RPI	RPI	RPI
DIV. I ONLY	5- 3	103	5- 3	255	294	215	215	20	20	
DIV. I NON-CONF.	5- 3	103	5- 3	255	294	215	215	20	20	
TOTALS	RPI 1-25	RPI 26-50	W-L RECORDS	RPI 51-100	RPI 101-150	RPI 150+				
5- 3	0- 0	0- 0	OVERALL	0- 1	1- 0	4- 2				
4- 1	0- 0	0- 0	HOME	0- 0	1- 0	3- 1				
1- 0	0- 0	0- 0	AWAY	0- 0	0- 0	1- 0				
0- 2	0- 0	0- 0	NEUTRAL	0- 1	0- 0	0- 1				
5- 3	0- 0	0- 0	NON-CONFERENCE	0- 1	1- 0	4- 2				
4- 1	0- 0	0- 0	HOME	0- 0	1- 0	3- 1				
1- 0	0- 0	0- 0	AWAY	0- 0	0- 0	1- 0				
0- 2	0- 0	0- 0	NEUTRAL	0- 1	0- 0	0- 1				
0- 0	0- 0	0- 0	CONFERENCE	0- 0	0- 0	0- 0				
0- 0	0- 0	0- 0	HOME	0- 0	0- 0	0- 0				
0- 0	0- 0	0- 0	AWAY	0- 0	0- 0	0- 0				
0- 0	0- 0	0- 0	NEUTRAL	0- 0	0- 0	0- 0				

RPI 1-25			RPI 26-50			RPI 51-100			RPI 101+			Team's RPI: 215
RPI	S	Opponent	Score	RPI	S	Opponent	Score	RPI	S	Opponent	Score	
						83 N	Central Mich.	76	85	144 H	San Diego	77 76
										162 N	Tulane	46 80
										191 H	UC Irvine	65 67
										206 H	CSUN	58 55
										220 H	Presbyterian	77 50
										324 A	Arizona	78 67
										333 H	Cal St. Fullerton	59 58
LAST 12 Division I GAMES:												
						191 H	UC Irvine	65	67	333 H	Cal St. Fullerton	59 58
						324 A	Arizona	78	67	206 H	CSUN	58 55
						144 H	San Diego	77	76	220 H	Presbyterian	77 50
						162 N	Tulane	46	80			
						83 N	Central Mich.	76	85			

Non-Div I Games: Hope Int'l 92 68

San Diego St.

■ Loss, 
 ■ Non-Conf, 
 ■ S Site, 
 ■ Home 
 ■ A Away 
 N Neutral

## San Francisco

Through Games Of Dec. 10, 2017

Average RPI Win:	257	WON-LOST	WINNING	LAST 10	STRENGTH OF	OPP. STRENGTH	TEAM	ADJ.	CONF.	ADJ CONF.
Average RPI Loss:	89	RECORD	PCT. RANK	GAMES	SCHEDULE	OF SCHEDULE	RPI	RPI	RPI	RPI
DIV. I ONLY	3- 5	220	3- 5	71	245	165	165	15	15	
DIV. I NON-CONF.	3- 5	220	3- 5	71	245	165	165	15	15	
TOTALS	RPI 1-25	RPI 26-50	W-L RECORDS	RPI 51-100	RPI 101-150	RPI 150+				
3- 5	0- 0	0- 2	OVERALL	0- 2	0- 0	3- 1				
1- 2	0- 0	0- 1	HOME	0- 1	0- 0	1- 0				
1- 3	0- 0	0- 1	AWAY	0- 1	0- 0	1- 1				
1- 0	0- 0	0- 0	NEUTRAL	0- 0	0- 0	1- 0				
3- 5	0- 0	0- 2	NON-CONFERENCE	0- 2	0- 0	3- 1				
1- 2	0- 0	0- 1	HOME	0- 1	0- 0	1- 0				
1- 3	0- 0	0- 1	AWAY	0- 1	0- 0	1- 1				
1- 0	0- 0	0- 0	NEUTRAL	0- 0	0- 0	1- 0				
0- 0	0- 0	0- 0	CONFERENCE	0- 0	0- 0	0- 0				
0- 0	0- 0	0- 0	HOME	0- 0	0- 0	0- 0				
0- 0	0- 0	0- 0	AWAY	0- 0	0- 0	0- 0				
0- 0	0- 0	0- 0	NEUTRAL	0- 0	0- 0	0- 0				

RPI 1-25			RPI 26-50			RPI 51-100			RPI 101+			Team's RPI: 165
RPI	S	Opponent	Score	RPI	S	Opponent	Score	RPI	S	Opponent	Score	
				36	H	Stanford	66 86	56	H	Washington St.	70 74	210 N Robert Morris 57 45
				42	A	UC Davis	55 72	65	A	Northern Colo.	60 73	245 A Cal Poly 83 88
												245 H Cal Poly 83 71
												317 A San Jose St. 87 81
LAST 12 Division I GAMES:												
245	A	Cal Poly	83 88	42	A	UC Davis	55 72					
210	N	Robert Morris	57 45	317	A	San Jose St.	87 81					
65	A	Northern Colo.	60 73	36	H	Stanford	66 86					
56	H	Washington St.	70 74									
245	H	Cal Poly	83 71									

Non-Div I Games:

San Francisco

■ Loss, 
■ Non-Conf, 
■ S Site, 
■ H Home 
■ A Away 
N Neutral

Average RPI Win:	296	WON-LOST	WINNING	LAST 10	STRENGTH OF	OPP. STRENGTH	TEAM	ADJ.	CONF.	ADJ CONF.
Average RPI Loss:	150	RECORD	PCT. RANK	GAMES	SCHEDULE	OF SCHEDULE	RPI	RPI	RPI	RPI
DIV. I ONLY	2- 7	273	2- 7	321	117	317	317	20	20	
DIV. I NON-CONF.	2- 7	273	2- 7	321	117	317	317	20	20	
TOTALS	RPI 1-25	RPI 26-50	W-L RECORDS	RPI 51-100	RPI 101-150	RPI 150+				
2- 7	0- 0	0- 1	OVERALL	0- 1	0- 1	2- 4				
1- 3	0- 0	0- 0	HOME	0- 0	0- 0	1- 3				
1- 3	0- 0	0- 1	AWAY	0- 1	0- 0	1- 1				
0- 1	0- 0	0- 0	NEUTRAL	0- 0	0- 1	0- 0				
2- 7	0- 0	0- 1	NON-CONFERENCE	0- 1	0- 1	2- 4				
1- 3	0- 0	0- 0	HOME	0- 0	0- 0	1- 3				
1- 3	0- 0	0- 1	AWAY	0- 1	0- 0	1- 1				
0- 1	0- 0	0- 0	NEUTRAL	0- 0	0- 1	0- 0				
0- 0	0- 0	0- 0	CONFERENCE	0- 0	0- 0	0- 0				
0- 0	0- 0	0- 0	HOME	0- 0	0- 0	0- 0				
0- 0	0- 0	0- 0	AWAY	0- 0	0- 0	0- 0				
0- 0	0- 0	0- 0	NEUTRAL	0- 0	0- 0	0- 0				

RPI 1-25				RPI 26-50				RPI 51-100				RPI 101+				Team's RPI: 317	
RPI	S	Opponent	Score	RPI	S	Opponent	Score	RPI	S	Opponent	Score	RPI	S	Opponent	Score		
				40	A	UCLA	69 129	100	A	Oregon St.	62 110	117	N	Hampton	73 81		
												165	H	San Francisco	81 87		
												187	H	Portland St.	78 90		
												206	H	CSUN	59 76		
												232	A	Pacific	97 106		
												281	A	Santa Clara	71 66		
												311	H	CSU Bakersfield	67 57		
LAST 12 Division I GAMES:																	
				100	A	Oregon St.	62 110	206	H	CSUN	59 76						
				311	H	CSU Bakersfield	67 57	165	H	San Francisco	81 87						
				40	A	UCLA	69 129	281	A	Santa Clara	71 66						
								117	N	Hampton	73 81						
								232	A	Pacific	97 106						
								187	H	Portland St.	78 90						

Non-Div I Games:

San Jose St.



Average RPI Win:	305	WON-LOST	WINNING	LAST 10	STRENGTH OF	OPP. STRENGTH	TEAM	ADJ.	CONF.	ADJ CONF.
Average RPI Loss:	162	RECORD	PCT. RANK	GAMES	SCHEDULE	OF SCHEDULE	RPI	RPI	RPI	RPI
DIV. I ONLY	2- 5	248	2- 5	215	303	281	281	15	15	
DIV. I NON-CONF.	2- 5	248	2- 5	215	303	281	281	15	15	
TOTALS	RPI 1-25	RPI 26-50	W-L RECORDS	RPI 51-100	RPI 101-150	RPI 150+				
2- 5	0- 1	0- 1	OVERALL	0- 0	0- 1	2- 2				
1- 4	0- 1	0- 1	HOME	0- 0	0- 0	1- 2				
1- 1	0- 0	0- 0	AWAY	0- 0	0- 0	1- 0				
0- 0	0- 0	0- 0	NEUTRAL	0- 0	0- 0	0- 0				
2- 5	0- 1	0- 1	NON-CONFERENCE	0- 0	0- 1	2- 2				
1- 4	0- 1	0- 1	HOME	0- 0	0- 0	1- 2				
1- 1	0- 0	0- 0	AWAY	0- 0	0- 1	1- 0				
0- 0	0- 0	0- 0	NEUTRAL	0- 0	0- 0	0- 0				
0- 0	0- 0	0- 0	CONFERENCE	0- 0	0- 0	0- 0				
0- 0	0- 0	0- 0	HOME	0- 0	0- 0	0- 0				
0- 0	0- 0	0- 0	AWAY	0- 0	0- 0	0- 0				
0- 0	0- 0	0- 0	NEUTRAL	0- 0	0- 0	0- 0				

RPI 1-25				RPI 26-50				RPI 51-100				RPI 101+ Team's RPI: 281			
RPI	S	Opponent	Score	RPI	S	Opponent	Score	RPI	S	Opponent	Score	RPI	S	Opponent	Score
16	H	California	41 79	29	H	Southern California	43 64					115	A	Northwestern	47 57
												287	H	UC Santa Barbara	68 63
												317	H	San Jose St.	66 71
												322	A	Ill.-Chicago	45 36
												333	H	Cal St. Fullerton	69 73
LAST 12 Division I GAMES:															
16	H	California	41 79	29	H	Southern California	43 64								
317	H	San Jose St.	66 71	287	H	UC Santa Barbara	68 63								
322	A	Ill.-Chicago	45 36	333	H	Cal St. Fullerton	69 73								
115	A	Northwestern	47 57												

Non-Div I Games: Menlo 104 61

Santa Clara

Average RPI Win: 318		WON-LOST	WINNING	LAST 10	STRENGTH OF	OPP. STRENGTH	TEAM	ADJ.	CONF.	ADJ CONF.
Average RPI Loss: 170		RECORD	PCT. RANK	GAMES	SCHEDULE	OF SCHEDULE	RPI	RPI	RPI	RPI
DIV. I ONLY		1- 5	294	1- 5	319	178	314	314	32	32
DIV. I NON-CONF.		1- 5	294	1- 5	319	178	314	314	32	32
TOTALS	RPI 1-25	RPI 26-50		W-L RECORDS		RPI 51-100	RPI 101-150	RPI 150+		
1- 5	0- 0	0- 0		OVERALL		0- 0	0- 2	1- 3		
0- 0	0- 0	0- 0		HOME		0- 0	0- 0	0- 0		
1- 2	0- 0	0- 0		AWAY		0- 0	0- 1	1- 1		
0- 3	0- 0	0- 0		NEUTRAL		0- 0	0- 1	0- 2		
1- 5	0- 0	0- 0		NON-CONFERENCE		0- 0	0- 2	1- 3		
0- 0	0- 0	0- 0		HOME		0- 0	0- 0	0- 0		
1- 2	0- 0	0- 0		AWAY		0- 0	0- 1	1- 1		
0- 3	0- 0	0- 0		NEUTRAL		0- 0	0- 1	0- 2		
0- 0	0- 0	0- 0		CONFERENCE		0- 0	0- 0	0- 0		
0- 0	0- 0	0- 0		HOME		0- 0	0- 0	0- 0		
0- 0	0- 0	0- 0		AWAY		0- 0	0- 0	0- 0		
0- 0	0- 0	0- 0		NEUTRAL		0- 0	0- 0	0- 0		

RPI 1-25				RPI 26-50				RPI 51-100				RPI 101+				Team's RPI: 314	
RPI	S	Opponent	Score	RPI	S	Opponent	Score	RPI	S	Opponent	Score	RPI	S	Opponent	Score		
												118	A	Wisconsin	24	82	
												142	N	Providence	48	78	
												156	N	Florida	40	90	
												173	N	Richmond	63	100	
												261	A	Alabama St.	61	81	
												318	A	Ga. Southern	71	67	
LAST 12 Division I GAMES:																	
				173	N	Richmond	63	100	118	A	Wisconsin	24	82				
				142	N	Providence	48	78	318	A	Ga. Southern	71	67				
				261	A	Alabama St.	61	81	156	N	Florida	40	90				

Non-Div I Games:	LaGrange	86	44
------------------	----------	----	----

Savannah St.

■ Loss, ■ Non-Conf, S Site, H Home A Away N Neutral

Average RPI Win:	183	WON-LOST	WINNING	LAST 10	STRENGTH OF	OPP. STRENGTH	TEAM	ADJ.	CONF.	ADJ CONF.
Average RPI Loss:	84	RECORD	PCT. RANK	GAMES	SCHEDULE	OF SCHEDULE	RPI	RPI	RPI	RPI
DIV. I ONLY	4- 5	189	4- 5	102	128	172	172	30	30	
DIV. I NON-CONF.	4- 5	189	4- 5	102	128	172	172	30	30	
TOTALS	RPI 1-25	RPI 26-50	W-L RECORDS	RPI 51-100	RPI 101-150	RPI 150+				
4- 5	0- 1	0- 1	OVERALL	0- 1	2- 1	2- 1				
2- 4	0- 0	0- 1	HOME	0- 1	1- 1	1- 1				
2- 1	0- 1	0- 0	AWAY	0- 0	1- 0	1- 0				
0- 0	0- 0	0- 0	NEUTRAL	0- 0	0- 0	0- 0				
4- 5	0- 1	0- 1	NON-CONFERENCE	0- 1	2- 1	2- 1				
2- 4	0- 0	0- 1	HOME	0- 1	1- 1	1- 1				
2- 1	0- 1	0- 0	AWAY	0- 0	1- 0	1- 0				
0- 0	0- 0	0- 0	NEUTRAL	0- 0	0- 0	0- 0				
0- 0	0- 0	0- 0	CONFERENCE	0- 0	0- 0	0- 0				
0- 0	0- 0	0- 0	HOME	0- 0	0- 0	0- 0				
0- 0	0- 0	0- 0	AWAY	0- 0	0- 0	0- 0				
0- 0	0- 0	0- 0	NEUTRAL	0- 0	0- 0	0- 0				

RPI 1-25				RPI 26-50				RPI 51-100				RPI 101+ Team's RPI: 172			
RPI	S	Opponent	Score	RPI	S	Opponent	Score	RPI	S	Opponent	Score	RPI	S	Opponent	Score
16	A	California	67 87	42	H	UC Davis	53 79	75	H	Idaho St.	69 74	106	H	Nevada	65 74
												113	A	Pepperdine	65 62
												144	H	San Diego	80 73
												181	H	Hawaii	58 73
												187	H	Portland St.	91 77
												287	A	UC Santa Barbara	77 71
LAST 12 Division I GAMES:															
106	H	Nevada	65 74	42	H	UC Davis	53 79	187	H	Portland St.	91 77				
144	H	San Diego	80 73					113	A	Pepperdine	65 62				
16	A	California	67 87					287	A	UC Santa Barbara	77 71				
								181	H	Hawaii	58 73				
								75	H	Idaho St.	69 74				

Non-Div I Games:

Seattle U

Average RPI Win:	204	WON-LOST	WINNING	LAST 10	STRENGTH OF	OPP. STRENGTH	TEAM	ADJ.	CONF.	ADJ CONF.
Average RPI Loss:	17	RECORD	PCT. RANK	GAMES	SCHEDULE	OF SCHEDULE	RPI	RPI	RPI	RPI
DIV. I ONLY	7- 2	48	7- 2	180	67	69	69	6	6	
DIV. I NON-CONF.	7- 2	48	7- 2	180	67	69	69	6	6	
TOTALS	RPI 1-25	RPI 26-50	W-L RECORDS	RPI 51-100	RPI 101-150	RPI 150+				
7- 2	0- 2	0- 0	OVERALL	1- 0	1- 0	5- 0				
5- 1	0- 1	0- 0	HOME	0- 0	1- 0	4- 0				
2- 1	0- 1	0- 0	AWAY	1- 0	0- 0	1- 0				
0- 0	0- 0	0- 0	NEUTRAL	0- 0	0- 0	0- 0				
7- 2	0- 2	0- 0	NON-CONFERENCE	1- 0	1- 0	5- 0				
5- 1	0- 1	0- 0	HOME	0- 0	1- 0	4- 0				
2- 1	0- 1	0- 0	AWAY	1- 0	0- 0	1- 0				
0- 0	0- 0	0- 0	NEUTRAL	0- 0	0- 0	0- 0				
0- 0	0- 0	0- 0	CONFERENCE	0- 0	0- 0	0- 0				
0- 0	0- 0	0- 0	HOME	0- 0	0- 0	0- 0				
0- 0	0- 0	0- 0	AWAY	0- 0	0- 0	0- 0				
0- 0	0- 0	0- 0	NEUTRAL	0- 0	0- 0	0- 0				

RPI 1-25				RPI 26-50				RPI 51-100				RPI 101+			
RPI	S	Opponent	Score	RPI	S	Opponent	Score	RPI	S	Opponent	Score	RPI	S	Opponent	Score
14	A	Rutgers	45 70					95	A	Wake Forest	67 57	123	H	Jacksonville St.	73 54
19	H	Princeton	83 85									179	A	Boston College	73 53
												189	H	Marist	85 60
												268	H	St. Francis Brooklyn	84 50
												285	H	Saint Peter's	91 49
												292	H	Rider	85 49
LAST 12 Division I GAMES:															
179	A	Boston College	73 53	19	H	Princeton	83 85								
14	A	Rutgers	45 70	95	A	Wake Forest	67 57								
268	H	St. Francis Brooklyn	84 50	285	H	Saint Peter's	91 49								
189	H	Marist	85 60												
123	H	Jacksonville St.	73 54												
292	H	Rider	85 49												

Non-Div I Games:

Seton Hall

Average RPI Win:	204	WON-LOST	WINNING	LAST 10	STRENGTH OF	OPP. STRENGTH	TEAM	ADJ.	CONF.	ADJ CONF.
Average RPI Loss:	66	RECORD	PCT. RANK	GAMES	SCHEDULE	OF SCHEDULE	RPI	RPI	RPI	RPI
DIV. I ONLY	4- 5	189	4- 5	38	169	90	90	21	21	
DIV. I NON-CONF.	4- 5	189	4- 5	38	169	90	90	21	21	
TOTALS	RPI 1-25	RPI 26-50	W-L RECORDS	RPI 51-100	RPI 101-150	RPI 150+				
4- 5	0- 1	0- 1	OVERALL	0- 2	1- 1	3- 0				
2- 2	0- 0	0- 1	HOME	0- 1	0- 0	2- 0				
2- 3	0- 1	0- 0	AWAY	0- 1	1- 1	1- 0				
0- 0	0- 0	0- 0	NEUTRAL	0- 0	0- 0	0- 0				
4- 5	0- 1	0- 1	NON-CONFERENCE	0- 2	1- 1	3- 0				
2- 2	0- 0	0- 1	HOME	0- 1	0- 0	2- 0				
2- 3	0- 1	0- 0	AWAY	0- 1	1- 1	1- 0				
0- 0	0- 0	0- 0	NEUTRAL	0- 0	0- 0	0- 0				
0- 0	0- 0	0- 0	CONFERENCE	0- 0	0- 0	0- 0				
0- 0	0- 0	0- 0	HOME	0- 0	0- 0	0- 0				
0- 0	0- 0	0- 0	AWAY	0- 0	0- 0	0- 0				
0- 0	0- 0	0- 0	NEUTRAL	0- 0	0- 0	0- 0				

RPI 1-25				RPI 26-50				RPI 51-100				RPI 101+			
RPI	S	Opponent	Score	RPI	S	Opponent	Score	RPI	S	Opponent	Score	RPI	S	Opponent	Score
14	A	Rutgers	47 59	27	H	FGCU	50 63	84	A	Penn St.	72 86	120	A	Harvard	67 75
								85	H	Albany (NY)	63 78	146	A	Colgate	73 70
												203	H	St. Bonaventure	70 62
												214	A	Hofstra	70 60
												254	H	Howard	72 61
LAST 12 Division I GAMES:															
146	A	Colgate	73 70	85	H	Albany (NY)	63 78	214	A	Hofstra	70 60				
254	H	Howard	72 61					14	A	Rutgers	47 59				
27	H	FGCU	50 63												
120	A	Harvard	67 75												
203	H	St. Bonaventure	70 62												
84	A	Penn St.	72 86												

Non-Div I Games:

Siena

Average RPI Win:	200	WON-LOST	WINNING	LAST 10	STRENGTH OF	OPP. STRENGTH	TEAM	ADJ.	CONF.	ADJ CONF.
Average RPI Loss:	78	RECORD	PCT. RANK	GAMES	SCHEDULE	OF SCHEDULE	RPI	RPI	RPI	RPI
DIV. I ONLY	4- 3	136	4- 3	56	171	58	58	23	23	
DIV. I NON-CONF.	4- 3	136	4- 3	56	171	58	58	23	23	
TOTALS	RPI 1-25	RPI 26-50	W-L RECORDS	RPI 51-100	RPI 101-150	RPI 150+				
4- 3	0- 0	0- 1	OVERALL	1- 1	0- 1	3- 0				
1- 1	0- 0	0- 0	HOME	0- 0	0- 1	1- 0				
3- 2	0- 0	0- 1	AWAY	1- 1	0- 0	2- 0				
0- 0	0- 0	0- 0	NEUTRAL	0- 0	0- 0	0- 0				
4- 3	0- 0	0- 1	NON-CONFERENCE	1- 1	0- 1	3- 0				
1- 1	0- 0	0- 0	HOME	0- 0	0- 1	1- 0				
3- 2	0- 0	0- 1	AWAY	1- 1	0- 0	2- 0				
0- 0	0- 0	0- 0	NEUTRAL	0- 0	0- 0	0- 0				
0- 0	0- 0	0- 0	CONFERENCE	0- 0	0- 0	0- 0				
0- 0	0- 0	0- 0	HOME	0- 0	0- 0	0- 0				
0- 0	0- 0	0- 0	AWAY	0- 0	0- 0	0- 0				
0- 0	0- 0	0- 0	NEUTRAL	0- 0	0- 0	0- 0				

RPI S	Opponent	Score	RPI S	Opponent	Score	RPI S	Opponent	Score	RPI S	Opponent	Score
			46 A	Ole Miss	59 66	54 A	NC State	50 71	135 H	Jacksonville	58 60
						89 A	North Carolina	85 84	186 A	Southern Miss.	78 57
									261 A	Alabama St.	59 47
									264 H	New Orleans	67 45
LAST 12 Division I GAMES:											
			54 A	NC State	50 71	46 A	Ole Miss	59 66			
						135 H	Jacksonville	58 60			
						186 A	Southern Miss.	78 57			
						261 A	Alabama St.	59 47			
						264 H	New Orleans	67 45			
						89 A	North Carolina	85 84			

Non-Div I Games: Ga. Southwestern 73 42

South Ala.

South Carolina

Through Games Of Dec. 10, 2017

Average RPI Win:	142	WON-LOST	WINNING	LAST 10	STRENGTH OF	OPP. STRENGTH	TEAM	ADJ.	CONF.	ADJ CONF.
Average RPI Loss:	2	RECORD	PCT. RANK	GAMES	SCHEDULE	OF SCHEDULE	RPI	RPI	RPI	RPI
DIV. I ONLY	9- 1	14	9- 1	22	54	7	7	1	1	
DIV. I NON-CONF.	9- 1	14	9- 1	22	54	7	7	1	1	
TOTALS	RPI 1-25	RPI 26-50	W-L RECORDS	RPI 51-100	RPI 101-150	RPI 150+				
9- 1	2- 1	1- 0	OVERALL	1- 0	1- 0	4- 0				
5- 0	0- 0	0- 0	HOME	1- 0	0- 0	0- 0				
2- 0	0- 0	1- 0	AWAY	0- 0	1- 0	0- 0				
2- 1	2- 1	0- 0	NEUTRAL	0- 0	0- 0	0- 0				
9- 1	2- 1	1- 0	NON-CONFERENCE	1- 0	1- 0	4- 0				
5- 0	0- 0	0- 0	HOME	1- 0	0- 0	4- 0				
2- 0	0- 0	1- 0	AWAY	0- 0	1- 0	0- 0				
2- 1	2- 1	0- 0	NEUTRAL	0- 0	0- 0	0- 0				
0- 0	0- 0	0- 0	CONFERENCE	0- 0	0- 0	0- 0				
0- 0	0- 0	0- 0	HOME	0- 0	0- 0	0- 0				
0- 0	0- 0	0- 0	AWAY	0- 0	0- 0	0- 0				
0- 0	0- 0	0- 0	NEUTRAL	0- 0	0- 0	0- 0				

RPI 1-25				Team's RPI: 7		RPI 26-50				RPI 51-100				RPI 101+			
RPI	S	Opponent	Score	RPI	S	Opponent	Score	RPI	S	Opponent	Score	RPI	S	Opponent	Score		
2	N	Notre Dame	85 92	37	A	Maryland	94 86	51	H	Duke	72 52	128	A	Clemson	66 36		
12	N	St. John's (NY)	76 58									224	H	Col. of Charleston	69 43		
14	N	Rutgers	78 68									227	H	Wofford	94 60		
												261	H	Alabama St.	99 31		
												326	H	Western Caro.	101 43		
LAST 12 Division I GAMES:																	
224	H	Col. of Charleston	69 43	14	N	Rutgers	78 68	227	H	Wofford	94 60						
51	H	Duke	72 52					128	A	Clemson	66 36						
326	H	Western Caro.	101 43					37	A	Maryland	94 86						
	2	N Notre Dame	85 92					261	H	Alabama St.	99 31						
	12	N St. John's (NY)	76 58														

Non-Div I Games:

South Carolina

Loss, Non-Conf, S Site, H Home A Away N Neutral

Average RPI Win:	334	WON-LOST	WINNING	LAST 10	STRENGTH OF	OPP. STRENGTH	TEAM	ADJ.	CONF.	ADJ CONF.
Average RPI Loss:	194	RECORD	PCT. RANK	GAMES	SCHEDULE	OF SCHEDULE	RPI	RPI	RPI	RPI
DIV. I ONLY	1- 4	286	1- 4	336	284	325	325	32	32	
DIV. I NON-CONF.	1- 4	286	1- 4	336	284	325	325	32	32	
TOTALS	RPI 1-25	RPI 26-50	W-L RECORDS	RPI 51-100	RPI 101-150	RPI 150+				
1- 4	0- 0	0- 1	OVERALL	0- 0	0- 1	1- 2				
0- 1	0- 0	0- 0	HOME	0- 0	0- 0	0- 1				
1- 3	0- 0	0- 0	AWAY	0- 0	0- 0	1- 0				
0- 0	0- 0	0- 0	NEUTRAL	0- 0	0- 0	0- 0				
1- 4	0- 0	0- 1	NON-CONFERENCE	0- 0	0- 1	1- 2				
0- 1	0- 0	0- 0	HOME	0- 0	0- 0	0- 1				
1- 3	0- 0	0- 1	AWAY	0- 0	0- 1	1- 1				
0- 0	0- 0	0- 0	NEUTRAL	0- 0	0- 0	0- 0				
0- 0	0- 0	0- 0	CONFERENCE	0- 0	0- 0	0- 0				
0- 0	0- 0	0- 0	HOME	0- 0	0- 0	0- 0				
0- 0	0- 0	0- 0	AWAY	0- 0	0- 0	0- 0				
0- 0	0- 0	0- 0	NEUTRAL	0- 0	0- 0	0- 0				

RPI S	Opponent	Score	RPI S	Opponent	Score	RPI S	Opponent	Score	RPI S	Opponent	Score
			45 A	Georgia Tech	40 86				128 A	Clemson	48 56
									286 A	USC Upstate	44 63
									318 H	Ga. Southern	58 61
									334 A	Winthrop	65 37
LAST 12 Division I GAMES:											
318 H	Ga. Southern	58 61	286 A	USC Upstate	44 63						
334 A	Winthrop	65 37									
128 A	Clemson	48 56									
45 A	Georgia Tech	40 86									

Non-Div I Games: Columbia Int'l 82 38

South Carolina St.



South Dakota

Through Games Of Dec. 10, 2017

Average RPI Win:	229	WON-LOST	WINNING	LAST 10	STRENGTH OF	OPP. STRENGTH	TEAM	ADJ.	CONF.	ADJ CONF.
Average RPI Loss:	128	RECORD	PCT. RANK	GAMES	SCHEDULE	OF SCHEDULE	RPI	RPI	RPI	RPI
DIV. I ONLY	5- 4	142	5- 4	237	181	164	164	12	12	
DIV. I NON-CONF.	5- 4	142	5- 4	237	181	164	164	12	12	
TOTALS	RPI 1-25	RPI 26-50	W-L RECORDS	RPI 51-100	RPI 101-150	RPI 150+				
5- 4	0- 1	0- 1	OVERALL	1- 0	0- 0	4- 2				
2- 0	0- 0	0- 0	HOME	1- 0	0- 0	1- 0				
2- 2	0- 0	0- 0	AWAY	0- 0	0- 0	2- 2				
1- 2	0- 1	0- 1	NEUTRAL	0- 0	0- 0	1- 0				
5- 4	0- 1	0- 1	NON-CONFERENCE	1- 0	0- 0	4- 2				
2- 0	0- 0	0- 0	HOME	1- 0	0- 0	1- 0				
2- 2	0- 0	0- 0	AWAY	0- 0	0- 0	2- 2				
1- 2	0- 1	0- 1	NEUTRAL	0- 0	0- 0	1- 0				
0- 0	0- 0	0- 0	CONFERENCE	0- 0	0- 0	0- 0				
0- 0	0- 0	0- 0	HOME	0- 0	0- 0	0- 0				
0- 0	0- 0	0- 0	AWAY	0- 0	0- 0	0- 0				
0- 0	0- 0	0- 0	NEUTRAL	0- 0	0- 0	0- 0				

RPI 1-25				RPI 26-50				RPI 51-100				RPI 101+ Team's RPI: 164			
RPI	S	Opponent	Score	RPI	S	Opponent	Score	RPI	S	Opponent	Score	RPI	S	Opponent	Score
9	N	Tennessee	49 69	50	N	Oklahoma St.	68 76	67	H	Creighton	73 68	208	A	SFA	55 77
												212	A	Wichita St.	62 48
												244	A	Iowa St.	76 81
												265	A	Incarinate Word	81 51
												288	N	Indiana St.	71 59
												311	H	CSU Bakersfield	66 50
LAST 12 Division I GAMES:															
311	H	CSU Bakersfield	66 50	208	A	SFA	55 77	9	N	Tennessee	49 69	212	A	Wichita St.	62 48
265	A	Incarinate Word	81 51	288	N	Indiana St.	71 59	50	N	Oklahoma St.	68 76	244	A	Iowa St.	76 81
244	A	Iowa St.	76 81	50	N	Oklahoma St.	68 76	212	A	Wichita St.	62 48	67	H	Creighton	73 68

Non-Div I Games: Bellevue 89 32

South Dakota

Loss, Non-Conf, S Site, H Home A Away N Neutral

Average RPI Win:	136	WON-LOST	WINNING	LAST 10	STRENGTH OF	OPP. STRENGTH	TEAM	ADJ.	CONF.	ADJ CONF.
Average RPI Loss:	4	RECORD	PCT. RANK	GAMES	SCHEDULE	OF SCHEDULE	RPI	RPI	RPI	RPI
DIV. I ONLY	8- 2	38	8- 2	55	6	28	28	12	12	
DIV. I NON-CONF.	8- 2	38	8- 2	55	6	28	28	12	12	
TOTALS	RPI 1-25	RPI 26-50	W-L RECORDS	RPI 51-100	RPI 101-150	RPI 150+				
8- 2	0- 2	0- 0	OVERALL	3- 0	2- 0	3- 0				
5- 1	0- 1	0- 0	HOME	2- 0	1- 0	2- 0				
1- 1	0- 1	0- 0	AWAY	0- 0	1- 0	0- 0				
2- 0	0- 0	0- 0	NEUTRAL	1- 0	0- 0	1- 0				
8- 2	0- 2	0- 0	NON-CONFERENCE	3- 0	2- 0	3- 0				
5- 1	0- 1	0- 0	HOME	2- 0	1- 0	2- 0				
1- 1	0- 1	0- 0	AWAY	0- 0	1- 0	0- 0				
2- 0	0- 0	0- 0	NEUTRAL	1- 0	0- 0	1- 0				
0- 0	0- 0	0- 0	CONFERENCE	0- 0	0- 0	0- 0				
0- 0	0- 0	0- 0	HOME	0- 0	0- 0	0- 0				
0- 0	0- 0	0- 0	AWAY	0- 0	0- 0	0- 0				
0- 0	0- 0	0- 0	NEUTRAL	0- 0	0- 0	0- 0				

RPI 1-25				RPI 26-50				Team's RPI: 28				RPI 51-100				RPI 101+			
RPI	S	Opponent	Score	RPI	S	Opponent	Score					RPI	S	Opponent	Score	RPI	S	Opponent	Score
3	H	Louisville	64 68									54	N	NC State	75 67	105	H	Bowling Green	76 44
5	A	Green Bay	41 55									62	H	Oklahoma	67 61	111	A	George Washington	97 88
												72	H	North Dakota	66 52	174	H	UNI	57 47
																180	N	Charlotte	71 70
																329	H	NJIT	92 48
LAST 12 Division I GAMES:																			
105	H	Bowling Green	76 44	54	N	NC State	75 67												
62	H	Oklahoma	67 61	5	A	Green Bay	41 55												
3	H	Louisville	64 68	72	H	North Dakota	66 52												
174	H	UNI	57 47	111	A	George Washington	97 88												
180	N	Charlotte	71 70	329	H	NJIT	92 48												

Non-Div I Games:

South Dakota St.

Average RPI Win: 94		WON-LOST	WINNING	LAST 10	STRENGTH OF	OPP. STRENGTH	TEAM	ADJ.	CONF.	ADJ CONF.
Average RPI Loss: 32		RECORD	PCT. RANK	GAMES	SCHEDULE	OF SCHEDULE	RPI	RPI	RPI	RPI
DIV. I ONLY		7- 2	48	7- 2	96	1	26	26	8	8
DIV. I NON-CONF.		7- 2	48	7- 2	96	1	26	26	8	8
TOTALS	RPI 1-25		RPI 26-50		W-L RECORDS	RPI 51-100	RPI 101-150		RPI 150+	
7- 2	1- 1		1- 0		OVERALL	3- 1	1- 0		1- 0	
4- 0	0- 0		1- 0		HOME	2- 0	0- 0		1- 0	
1- 1	0- 0		0- 0		AWAY	0- 1	1- 0		0- 0	
2- 1	1- 1		0- 0		NEUTRAL	1- 0	0- 0		0- 0	
7- 2	1- 1		1- 0		NON-CONFERENCE	3- 1	1- 0		1- 0	
4- 0	0- 0		1- 0		HOME	2- 0	0- 0		1- 0	
1- 1	0- 0		0- 0		AWAY	0- 1	1- 0		0- 0	
2- 1	1- 1		0- 0		NEUTRAL	1- 0	0- 0		0- 0	
0- 0	0- 0		0- 0		CONFERENCE	0- 0	0- 0		0- 0	
0- 0	0- 0		0- 0		HOME	0- 0	0- 0		0- 0	
0- 0	0- 0		0- 0		AWAY	0- 0	0- 0		0- 0	
0- 0	0- 0		0- 0		NEUTRAL	0- 0	0- 0		0- 0	

RPI	S	Opponent	Score	RPI	S	Opponent	Score	RPI	S	Opponent	Score	RPI	S	Opponent	Score
2	N	Notre Dame	66 76	39	H	Butler	71 55	56	N	Washington St.	82 45	111	A	George Washington	83 78
12	N	St. John's (NY)	68 59					62	A	Oklahoma	74 79	270	H	Houston Baptist	90 43
								79	H	LSU	61 55				
								93	H	Arkansas St.	98 55				
LAST 12 Division I GAMES:															
111	A	George Washington	83 78	62	A	Oklahoma	74 79								
12	N	St. John's (NY)	68 59	270	H	Houston Baptist	90 43								
2	N	Notre Dame	66 76	79	H	LSU	61 55								
56	N	Washington St.	82 45												
39	H	Butler	71 55												
93	H	Arkansas St.	98 55												

Non-Div I Games:

South Fla.

Average RPI Win:	181	WON-LOST	WINNING	LAST 10	STRENGTH OF	OPP. STRENGTH	TEAM	ADJ.	CONF.	ADJ CONF.
Average RPI Loss:	109	RECORD	PCT. RANK	GAMES	SCHEDULE	OF SCHEDULE	RPI	RPI	RPI	RPI
DIV. I ONLY	2- 7	273	2- 6	5	281	114	114	25	25	
DIV. I NON-CONF.	2- 7	273	2- 7	5	281	114	114	25	25	
TOTALS	RPI 1-25	RPI 26-50	W-L RECORDS	RPI 51-100	RPI 101-150	RPI 150+				
2- 7	0- 1	0- 1	OVERALL	0- 2	1- 1	1- 2				
1- 1	0- 0	0- 0	HOME	0- 0	1- 0	0- 1				
0- 6	0- 0	0- 0	AWAY	0- 1	0- 0	0- 0				
1- 0	0- 0	0- 0	NEUTRAL	0- 0	0- 0	1- 0				
2- 7	0- 1	0- 1	NON-CONFERENCE	0- 2	1- 1	1- 2				
1- 1	0- 0	0- 0	HOME	0- 0	1- 0	0- 1				
0- 6	0- 1	0- 1	AWAY	0- 2	0- 1	0- 1				
1- 0	0- 0	0- 0	NEUTRAL	0- 0	0- 0	1- 0				
0- 0	0- 0	0- 0	CONFERENCE	0- 0	0- 0	0- 0				
0- 0	0- 0	0- 0	HOME	0- 0	0- 0	0- 0				
0- 0	0- 0	0- 0	AWAY	0- 0	0- 0	0- 0				
0- 0	0- 0	0- 0	NEUTRAL	0- 0	0- 0	0- 0				

RPI 1-25				RPI 26-50				RPI 51-100				RPI 101+ Team's RPI: 114			
RPI	S	Opponent	Score	RPI	S	Opponent	Score	RPI	S	Opponent	Score	RPI	S	Opponent	Score
3	A	Louisville	40 80	49	A	Ball St.	56 69	53	A	Kansas	50 51	136	A	Western Ill.	59 87
								73	A	George Mason	38 57	150	H	Bradley	57 53
												204	H	Southern Ill.	74 79
												211	N	Saint Francis (PA)	82 50
												243	A	Cincinnati	52 65
LAST 12 Division I GAMES:															
150	H	Bradley	57 53	53	A	Kansas	50 51								
204	H	Southern Ill.	74 79	49	A	Ball St.	56 69								
73	A	George Mason	38 57	136	A	Western Ill.	59 87								
211	N	Saint Francis (PA)	82 50	243	A	Cincinnati	52 65								
3	A	Louisville	40 80												

Non-Div I Games: Evangel 72 60 Missouri Valley 69 34

Southeast Mo. St.

Loss, Non-Conf, S Site, H Home A Away N Neutral

Average RPI Win:	337	WON-LOST	WINNING	LAST 10	STRENGTH OF	OPP. STRENGTH	TEAM	ADJ.	CONF.	ADJ CONF.
Average RPI Loss:	199	RECORD	PCT. RANK	GAMES	SCHEDULE	OF SCHEDULE	RPI	RPI	RPI	RPI
DIV. I ONLY	1- 7	302	1- 7	205	347	299	299	26	26	
DIV. I NON-CONF.	1- 7	302	1- 7	205	347	299	299	26	26	
TOTALS	RPI 1-25	RPI 26-50	W-L RECORDS	RPI 51-100	RPI 101-150	RPI 150+				
1- 7	0- 0	0- 0	OVERALL	0- 2	0- 0	1- 5				
0- 1	0- 0	0- 0	HOME	0- 0	0- 0	0- 1				
1- 5	0- 0	0- 0	AWAY	0- 2	0- 0	1- 3				
0- 1	0- 0	0- 0	NEUTRAL	0- 0	0- 0	0- 1				
1- 7	0- 0	0- 0	NON-CONFERENCE	0- 2	0- 0	1- 5				
0- 1	0- 0	0- 0	HOME	0- 0	0- 0	0- 1				
1- 5	0- 0	0- 0	AWAY	0- 2	0- 0	1- 3				
0- 1	0- 0	0- 0	NEUTRAL	0- 0	0- 0	0- 1				
0- 0	0- 0	0- 0	CONFERENCE	0- 0	0- 0	0- 0				
0- 0	0- 0	0- 0	HOME	0- 0	0- 0	0- 0				
0- 0	0- 0	0- 0	AWAY	0- 0	0- 0	0- 0				
0- 0	0- 0	0- 0	NEUTRAL	0- 0	0- 0	0- 0				

RPI 1-25			RPI 26-50			RPI 51-100			RPI 101+			Team's RPI: 299
RPI	S	Opponent	Score	RPI	S	Opponent	Score	RPI	S	Opponent	Score	
						57 A TCU	62 112	218 N Kent St.		60 81		
						79 A LSU	56 84	237 A Grambling		52 61		
								243 A Cincinnati		43 82		
								253 A Akron		54 66		
								304 H Alcorn		77 84		
								337 A Bethune-Cookman		60 58		
LAST 12 Division I GAMES:												
57 A		TCU	62 112	237 A		Grambling	52 61					
304 H		Alcorn	77 84	337 A		Bethune-Cookman	60 58					
				218 N		Kent St.	60 81					
				253 A		Akron	54 66					
				243 A		Cincinnati	43 82					
				79 A		LSU	56 84					

Non-Div I Games:

Southeastern La.

■ Loss, 
 ■ Non-Conf, 
 ■ S Site, 
 ■ Home 
 ■ Away 
 N Neutral

Average RPI Win:	180	WON-LOST	WINNING	LAST 10	STRENGTH OF	OPP. STRENGTH	TEAM	ADJ.	CONF.	ADJ CONF.
Average RPI Loss:	0	RECORD	PCT. RANK	GAMES	SCHEDULE	OF SCHEDULE	RPI	RPI	RPI	RPI
DIV. I ONLY	8- 0	1	8- 0	195	69	29	29	4	4	
DIV. I NON-CONF.	8- 0	1	8- 0	195	69	29	29	4	4	
TOTALS	RPI 1-25	RPI 26-50	W-L RECORDS	RPI 51-100	RPI 101-150	RPI 150+				
8- 0	0- 0	1- 0	OVERALL	0- 0	1- 0	6- 0				
2- 0	0- 0	0- 0	HOME	0- 0	1- 0	1- 0				
4- 0	0- 0	0- 0	AWAY	0- 0	0- 0	4- 0				
2- 0	0- 0	1- 0	NEUTRAL	0- 0	0- 0	1- 0				
8- 0	0- 0	1- 0	NON-CONFERENCE	0- 0	1- 0	6- 0				
2- 0	0- 0	0- 0	HOME	0- 0	1- 0	1- 0				
4- 0	0- 0	0- 0	AWAY	0- 0	0- 0	4- 0				
2- 0	0- 0	1- 0	NEUTRAL	0- 0	0- 0	1- 0				
0- 0	0- 0	0- 0	CONFERENCE	0- 0	0- 0	0- 0				
0- 0	0- 0	0- 0	HOME	0- 0	0- 0	0- 0				
0- 0	0- 0	0- 0	AWAY	0- 0	0- 0	0- 0				
0- 0	0- 0	0- 0	NEUTRAL	0- 0	0- 0	0- 0				

RPI 1-25			RPI 26-50			Team's RPI: 29	RPI 51-100			RPI 101+		
RPI S	Opponent	Score	RPI S	Opponent	Score		RPI S	Opponent	Score	RPI S	Opponent	Score
			44 N	Purdue	58 46					124 H	Montana St.	98 47
										153 A	Loyola Marymount	80 70
										181 A	Hawaii	71 60
										189 N	Marist	78 57
										193 A	UC Riverside	64 46
										273 H	Long Beach St.	75 60
										281 A	Santa Clara	64 43
LAST 12 Division I GAMES:												
			153 A	Loyola Marymount	80 70		281 A	Santa Clara	64 43			
			181 A	Hawaii	71 60		193 A	UC Riverside	64 46			
			189 N	Marist	78 57		124 H	Montana St.	98 47			
			44 N	Purdue	58 46							
			273 H	Long Beach St.	75 60							

Non-Div I Games:

Southern California

Average RPI Win:	232	WON-LOST	WINNING	LAST 10	STRENGTH OF	OPP. STRENGTH	TEAM	ADJ.	CONF.	ADJ CONF.
Average RPI Loss:	164	RECORD	PCT. RANK	GAMES	SCHEDULE	OF SCHEDULE	RPI	RPI	RPI	RPI
DIV. I ONLY	4- 4	165	4- 4	278	161	204	204	28	28	
DIV. I NON-CONF.	4- 4	165	4- 4	278	161	204	204	28	28	
TOTALS	RPI 1-25	RPI 26-50	W-L RECORDS	RPI 51-100	RPI 101-150	RPI 150+				
4- 4	0- 0	0- 1	OVERALL	0- 0	1- 0	3- 3				
1- 2	0- 0	0- 1	HOME	0- 0	0- 0	1- 1				
3- 2	0- 0	0- 0	AWAY	0- 0	1- 0	2- 0				
0- 0	0- 0	0- 0	NEUTRAL	0- 0	0- 0	0- 0				
4- 4	0- 0	0- 1	NON-CONFERENCE	0- 0	1- 0	3- 3				
1- 2	0- 0	0- 1	HOME	0- 0	0- 0	1- 1				
3- 2	0- 0	0- 0	AWAY	0- 0	1- 0	2- 2				
0- 0	0- 0	0- 0	NEUTRAL	0- 0	0- 0	0- 0				
0- 0	0- 0	0- 0	CONFERENCE	0- 0	0- 0	0- 0				
0- 0	0- 0	0- 0	HOME	0- 0	0- 0	0- 0				
0- 0	0- 0	0- 0	AWAY	0- 0	0- 0	0- 0				
0- 0	0- 0	0- 0	NEUTRAL	0- 0	0- 0	0- 0				

RPI 1-25			RPI 26-50			RPI 51-100			RPI 101+			Team's RPI: 204
RPI	S	Opponent	Score	RPI	S	Opponent	Score	RPI	S	Opponent	Score	
				32	H	Western Ky.	49 75					
								114	A	Southeast Mo. St.	79 74	
								195	A	UAB	66 76	
								202	H	SIUE	53 57	
								225	A	Morehead St.	81 85	
								248	H	UT Martin	84 72	
								280	A	Memphis	68 56	
								284	A	Marshall	64 59	
LAST 12 Division I GAMES:												
202	H	SIUE	53 57	32	H	Western Ky.	49 75					
114	A	Southeast Mo. St.	79 74	284	A	Marshall	64 59					
280	A	Memphis	68 56	225	A	Morehead St.	81 85					
195	A	UAB	66 76									
248	H	UT Martin	84 72									

Non-Div I Games: Martin Methodist 60 50

Southern Ill.

Average RPI Win:	257	WON-LOST	WINNING	LAST 10	STRENGTH OF	OPP. STRENGTH	TEAM	ADJ.	CONF.	ADJ CONF.
Average RPI Loss:	32	RECORD	PCT. RANK	GAMES	SCHEDULE	OF SCHEDULE	RPI	RPI	RPI	RPI
DIV. I ONLY	5- 2	76	5- 2	290	114	186	186	19	19	
DIV. I NON-CONF.	5- 2	76	5- 2	290	114	186	186	19	19	
TOTALS	RPI 1-25	RPI 26-50	W-L RECORDS	RPI 51-100	RPI 101-150	RPI 150+				
5- 2	0- 1	0- 0	OVERALL	0- 1	0- 0	5- 0				
4- 1	0- 0	0- 0	HOME	0- 1	0- 0	4- 0				
1- 1	0- 1	0- 0	AWAY	0- 0	0- 0	1- 0				
0- 0	0- 0	0- 0	NEUTRAL	0- 0	0- 0	0- 0				
5- 2	0- 1	0- 0	NON-CONFERENCE	0- 1	0- 0	5- 0				
4- 1	0- 0	0- 0	HOME	0- 1	0- 0	4- 0				
1- 1	0- 1	0- 0	AWAY	0- 0	0- 0	1- 0				
0- 0	0- 0	0- 0	NEUTRAL	0- 0	0- 0	0- 0				
0- 0	0- 0	0- 0	CONFERENCE	0- 0	0- 0	0- 0				
0- 0	0- 0	0- 0	HOME	0- 0	0- 0	0- 0				
0- 0	0- 0	0- 0	AWAY	0- 0	0- 0	0- 0				
0- 0	0- 0	0- 0	NEUTRAL	0- 0	0- 0	0- 0				

RPI 1-25				RPI 26-50				RPI 51-100				RPI 101+ Team's RPI: 186			
RPI	S	Opponent	Score	RPI	S	Opponent	Score	RPI	S	Opponent	Score	RPI	S	Opponent	Score
6	A	Mississippi St.	56 91					58	H	South Ala.	57 78	162	H	Tulane	66 58
												250	A	Northwestern St.	71 59
												261	H	Alabama St.	72 35
												304	H	Alcorn	72 67
												310	H	Mississippi Val.	84 69
LAST 12 Division I GAMES:															
				58	H	South Ala.	57 78	250	A	Northwestern St.	71 59				
								261	H	Alabama St.	72 35				
								304	H	Alcorn	72 67				
								6	A	Mississippi St.	56 91				
								310	H	Mississippi Val.	84 69				
								162	H	Tulane	66 58				

Non-Div I Games: William Carey 82 44

Southern Miss.



Average RPI Win:	0	WON-LOST	WINNING	LAST 10	STRENGTH OF	OPP. STRENGTH	TEAM	ADJ.	CONF.	ADJ CONF.
Average RPI Loss:	98	RECORD	PCT. RANK	GAMES	SCHEDULE	OF SCHEDULE	RPI	RPI	RPI	RPI
DIV. I ONLY	0- 4	328	0- 4	37	135	247	247	29	29	
DIV. I NON-CONF.	0- 4	328	0- 4	37	135	247	247	29	29	
TOTALS	RPI 1-25	RPI 26-50	W-L RECORDS	RPI 51-100	RPI 101-150	RPI 150+				
0- 4	0- 0	0- 1	OVERALL	0- 1	0- 2	0- 0				
0- 0	0- 0	0- 0	HOME	0- 0	0- 0	0- 0				
0- 4	0- 0	0- 1	AWAY	0- 1	0- 2	0- 0				
0- 0	0- 0	0- 0	NEUTRAL	0- 0	0- 0	0- 0				
0- 4	0- 0	0- 1	NON-CONFERENCE	0- 1	0- 2	0- 0				
0- 0	0- 0	0- 0	HOME	0- 0	0- 0	0- 0				
0- 4	0- 0	0- 1	AWAY	0- 1	0- 2	0- 0				
0- 0	0- 0	0- 0	NEUTRAL	0- 0	0- 0	0- 0				
0- 0	0- 0	0- 0	CONFERENCE	0- 0	0- 0	0- 0				
0- 0	0- 0	0- 0	HOME	0- 0	0- 0	0- 0				
0- 0	0- 0	0- 0	AWAY	0- 0	0- 0	0- 0				
0- 0	0- 0	0- 0	NEUTRAL	0- 0	0- 0	0- 0				

RPI 1-25				RPI 26-50				RPI 51-100				RPI 101+ Team's RPI: 247			
RPI	S	Opponent	Score	RPI	S	Opponent	Score	RPI	S	Opponent	Score	RPI	S	Opponent	Score
				50	A	Oklahoma St.	66 94	96	A	Indiana	49 64	118	A	Wisconsin	74 77
												129	A	Auburn	47 65
LAST 12 Division I GAMES:															
				129	A	Auburn	47 65								
				50	A	Oklahoma St.	66 94								
				118	A	Wisconsin	74 77								
				96	A	Indiana	49 64								

Non-Div I Games: Mobile 86 54

Southern U.

## Southern Utah

Through Games Of Dec. 10, 2017

Average RPI Win:	331	WON-LOST	WINNING	LAST 10	STRENGTH OF	OPP. STRENGTH	TEAM	ADJ.	CONF.	ADJ CONF.
Average RPI Loss:	192	RECORD	PCT. RANK	GAMES	SCHEDULE	OF SCHEDULE	RPI	RPI	RPI	RPI
DIV. I ONLY	1- 8	316	1- 8	217	342	328	328	17	17	
DIV. I NON-CONF.	1- 8	316	1- 8	217	342	328	328	17	17	
TOTALS	RPI 1-25	RPI 26-50	W-L RECORDS	RPI 51-100	RPI 101-150	RPI 150+				
1- 8	0- 1	0- 1	OVERALL	0- 0	0- 1	1- 5				
1- 4	0- 0	0- 1	HOME	0- 0	0- 0	1- 3				
0- 4	0- 1	0- 0	AWAY	0- 0	0- 1	0- 2				
0- 0	0- 0	0- 0	NEUTRAL	0- 0	0- 0	0- 0				
1- 8	0- 1	0- 1	NON-CONFERENCE	0- 0	0- 1	1- 5				
1- 4	0- 0	0- 1	HOME	0- 0	0- 0	1- 3				
0- 4	0- 1	0- 0	AWAY	0- 0	0- 1	0- 2				
0- 0	0- 0	0- 0	NEUTRAL	0- 0	0- 0	0- 0				
0- 0	0- 0	0- 0	CONFERENCE	0- 0	0- 0	0- 0				
0- 0	0- 0	0- 0	HOME	0- 0	0- 0	0- 0				
0- 0	0- 0	0- 0	AWAY	0- 0	0- 0	0- 0				
0- 0	0- 0	0- 0	NEUTRAL	0- 0	0- 0	0- 0				

RPI 1-25				RPI 26-50				RPI 51-100				RPI 101+ Team's RPI: 328			
RPI	S	Opponent	Score	RPI	S	Opponent	Score	RPI	S	Opponent	Score	RPI	S	Opponent	Score
24	A	Oregon	38 98	42	H	UC Davis	59 85					144	A	San Diego	59 72
												191	H	UC Irvine	64 71
												226	A	BYU	67 75
												262	H	Binghamton	66 72
												311	H	CSU Bakersfield	45 46
												331	H	Utah St.	70 67
												335	A	Utah Valley	61 69
LAST 12 Division I GAMES:															
24	A	Oregon	38 98	335	A	Utah Valley	61 69								
191	H	UC Irvine	64 71	311	H	CSU Bakersfield	45 46								
226	A	BYU	67 75	42	H	UC Davis	59 85								
				331	H	Utah St.	70 67								
				262	H	Binghamton	66 72								
				144	A	San Diego	59 72								

Non-Div I Games:

Southern Utah

■ Loss, 
 ■ Non-Conf, 
 ■ S Site, 
 ■ H Home 
 ■ A Away 
 N Neutral

## St. Bonaventure

Through Games Of Dec. 10, 2017

Average RPI Win:	241	WON-LOST	WINNING	LAST 10	STRENGTH OF	OPP. STRENGTH	TEAM	ADJ.	CONF.	ADJ CONF.
Average RPI Loss:	105	RECORD	PCT. RANK	GAMES	SCHEDULE	OF SCHEDULE	RPI	RPI	RPI	RPI
DIV. I ONLY	5- 5	165	5- 5	238	162	203	203	13	13	
DIV. I NON-CONF.	5- 5	165	5- 5	238	162	203	203	13	13	
TOTALS	RPI 1-25	RPI 26-50	W-L RECORDS	RPI 51-100	RPI 101-150	RPI 150+				
5- 5	0- 0	0- 1	OVERALL	1- 3	0- 0	4- 1				
3- 2	0- 0	0- 1	HOME	1- 1	0- 0	2- 0				
1- 3	0- 0	0- 0	AWAY	0- 2	0- 0	1- 1				
1- 0	0- 0	0- 0	NEUTRAL	0- 0	0- 0	1- 0				
5- 5	0- 0	0- 1	NON-CONFERENCE	1- 3	0- 0	4- 1				
3- 2	0- 0	0- 1	HOME	1- 1	0- 0	2- 0				
1- 3	0- 0	0- 0	AWAY	0- 2	0- 0	1- 1				
1- 0	0- 0	0- 0	NEUTRAL	0- 0	0- 0	1- 0				
0- 0	0- 0	0- 0	CONFERENCE	0- 0	0- 0	0- 0				
0- 0	0- 0	0- 0	HOME	0- 0	0- 0	0- 0				
0- 0	0- 0	0- 0	AWAY	0- 0	0- 0	0- 0				
0- 0	0- 0	0- 0	NEUTRAL	0- 0	0- 0	0- 0				

RPI 1-25				RPI 26-50				RPI 51-100				RPI 101+				Team's RPI: 203	
RPI	S	Opponent	Score	RPI	S	Opponent	Score	RPI	S	Opponent	Score	RPI	S	Opponent	Score		
				31	H	Toledo	39 58	81	A	Navy	48 86	201	A	Bucknell	59 48		
								84	H	Penn St.	65 62	229	A	Canisius	69 71		
								90	A	Siena	62 70	271	H	Niagara	76 58		
								94	H	Delaware	52 53	307	H	Eastern Mich.	70 51		
												342	N	UMBC	63 54		
LAST 12 Division I GAMES:																	
				84	H	Penn St.	65 62	201	A	Bucknell	59 48						
				31	H	Toledo	39 58	307	H	Eastern Mich.	70 51						
				94	H	Delaware	52 53	229	A	Canisius	69 71						
				81	A	Navy	48 86	90	A	Siena	62 70						
				342	N	UMBC	63 54	271	H	Niagara	76 58						

Non-Div I Games:

St. Bonaventure

■ Loss, 
 ■ Non-Conf, 
 ■ S Site, 
 ■ H Home 
 ■ A Away 
 N Neutral

Average RPI Win:	250	WON-LOST	WINNING	LAST 10	STRENGTH OF	OPP. STRENGTH	TEAM	ADJ.	CONF.	ADJ CONF.
Average RPI Loss:	183	RECORD	PCT. RANK	GAMES	SCHEDULE	OF SCHEDULE	RPI	RPI	RPI	RPI
DIV. I ONLY	3- 6	231	3- 6	283	202	268	268	27	27	
DIV. I NON-CONF.	3- 6	231	3- 6	283	202	268	268	27	27	
TOTALS	RPI 1-25	RPI 26-50	W-L RECORDS	RPI 51-100	RPI 101-150	RPI 150+				
3- 6	0- 1	0- 0	OVERALL	0- 1	0- 0	3- 4				
2- 0	0- 0	0- 0	HOME	0- 0	0- 0	2- 0				
1- 5	0- 1	0- 0	AWAY	0- 1	0- 0	1- 3				
0- 1	0- 0	0- 0	NEUTRAL	0- 0	0- 0	0- 1				
3- 6	0- 1	0- 0	NON-CONFERENCE	0- 1	0- 0	3- 4				
2- 0	0- 0	0- 0	HOME	0- 0	0- 0	2- 0				
1- 5	0- 1	0- 0	AWAY	0- 1	0- 0	1- 3				
0- 1	0- 0	0- 0	NEUTRAL	0- 0	0- 0	0- 1				
0- 0	0- 0	0- 0	CONFERENCE	0- 0	0- 0	0- 0				
0- 0	0- 0	0- 0	HOME	0- 0	0- 0	0- 0				
0- 0	0- 0	0- 0	AWAY	0- 0	0- 0	0- 0				
0- 0	0- 0	0- 0	NEUTRAL	0- 0	0- 0	0- 0				

RPI 1-25				RPI 26-50				RPI 51-100				RPI 101+ Team's RPI: 268			
RPI	S	Opponent	Score	RPI	S	Opponent	Score	RPI	S	Opponent	Score	RPI	S	Opponent	Score
12	A	St. John's (NY)	49 73					69	A	Seton Hall	50 84	169	H	Army West Point	73 52
												223	A	Fla. Atlantic	60 80
												254	A	Howard	69 72
												257	A	Manhattan	54 57
												283	N	Norfolk St.	51 52
												285	A	Saint Peter's	64 49
												296	H	Loyola Maryland	64 47
LAST 12 Division I GAMES:															
296	H	Loyola Maryland	64 47	254	A	Howard	69 72								
69	A	Seton Hall	50 84	169	H	Army West Point	73 52								
285	A	Saint Peter's	64 49	12	A	St. John's (NY)	49 73								
283	N	Norfolk St.	51 52												
223	A	Fla. Atlantic	60 80												
257	A	Manhattan	54 57												

Non-Div I Games:

St. Francis Brooklyn

Average RPI Win:	120	WON-LOST	WINNING	LAST 10	STRENGTH OF	OPP. STRENGTH	TEAM	ADJ.	CONF.	ADJ CONF.
Average RPI Loss:	17	RECORD	PCT. RANK	GAMES	SCHEDULE	OF SCHEDULE	RPI	RPI	RPI	RPI
DIV. I ONLY	6- 2	61	0- 1	7	87	12	12	6	6	
DIV. I NON-CONF.	6- 2	61	0- 1	7	87	12	12	6	6	
TOTALS	RPI 1-25	RPI 26-50	W-L RECORDS	RPI 51-100	RPI 101-150	RPI 150+				
6- 2	0- 1	0- 1	OVERALL	3- 0	2- 0	1- 0				
3- 0	0- 0	0- 0	HOME	1- 0	1- 0	1- 0				
2- 0	0- 0	0- 0	AWAY	1- 0	1- 0	0- 0				
1- 2	0- 1	0- 1	NEUTRAL	1- 0	0- 0	0- 0				
6- 2	0- 1	0- 1	NON-CONFERENCE	3- 0	2- 0	1- 0				
3- 0	0- 0	0- 0	HOME	1- 0	1- 0	1- 0				
2- 0	0- 0	0- 0	AWAY	1- 0	1- 0	0- 0				
1- 2	0- 1	0- 1	NEUTRAL	1- 0	0- 0	0- 0				
0- 0	0- 0	0- 0	CONFERENCE	0- 0	0- 0	0- 0				
0- 0	0- 0	0- 0	HOME	0- 0	0- 0	0- 0				
0- 0	0- 0	0- 0	AWAY	0- 0	0- 0	0- 0				
0- 0	0- 0	0- 0	NEUTRAL	0- 0	0- 0	0- 0				

RPI 1-25				RPI 26-50				RPI 51-100				RPI 101+			
RPI	S	Opponent	Score	RPI	S	Opponent	Score	RPI	S	Opponent	Score	RPI	S	Opponent	Score
7	N	South Carolina	58 76	26	N	South Fla.	59 68	68	H	William & Mary	92 81	103	A	Miami (FL)	74 64
								77	N	Western Mich.	76 48	121	H	James Madison	81 64
								85	A	Albany (NY)	71 66	268	H	St. Francis Brooklyn	73 49
LAST 12 Division I GAMES:															
		7 N South Carolina	58 76			26 N South Fla.	59 68								
		77 N Western Mich.	76 48			121 H James Madison	81 64								
		68 H William & Mary	92 81			103 A Miami (FL)	74 64								
		268 H St. Francis Brooklyn	73 49			85 A Albany (NY)	71 66								

Non-Div I Games:

St. John's (NY)

Average RPI Win:	193	WON-LOST	WINNING	LAST 10	STRENGTH OF	OPP. STRENGTH	TEAM	ADJ.	CONF.	ADJ CONF.
Average RPI Loss:	10	RECORD	PCT. RANK	GAMES	SCHEDULE	OF SCHEDULE	RPI	RPI	RPI	RPI
DIV. I ONLY	5- 4	142	5- 4	18	43	36	36	4	4	
DIV. I NON-CONF.	5- 4	142	5- 4	18	43	36	36	4	4	
TOTALS	RPI 1-25	RPI 26-50	W-L RECORDS	RPI 51-100	RPI 101-150	RPI 150+				
5- 4	0- 4	0- 0	OVERALL	1- 0	0- 0	4- 0				
2- 0	0- 0	0- 0	HOME	0- 0	0- 0	2- 0				
1- 2	0- 2	0- 0	AWAY	0- 0	0- 0	1- 0				
2- 2	0- 2	0- 0	NEUTRAL	1- 0	0- 0	1- 0				
5- 4	0- 4	0- 0	NON-CONFERENCE	1- 0	0- 0	4- 0				
2- 0	0- 0	0- 0	HOME	0- 0	0- 0	2- 0				
1- 2	0- 2	0- 0	AWAY	0- 0	0- 0	1- 0				
2- 2	0- 2	0- 0	NEUTRAL	1- 0	0- 0	1- 0				
0- 0	0- 0	0- 0	CONFERENCE	0- 0	0- 0	0- 0				
0- 0	0- 0	0- 0	HOME	0- 0	0- 0	0- 0				
0- 0	0- 0	0- 0	AWAY	0- 0	0- 0	0- 0				
0- 0	0- 0	0- 0	NEUTRAL	0- 0	0- 0	0- 0				

RPI 1-25				RPI 26-50		Team's RPI: 36		RPI 51-100				RPI 101+			
RPI	S	Opponent	Score	RPI	S	Opponent	Score	RPI	S	Opponent	Score	RPI	S	Opponent	Score
1	N	UConn	53 78					78	N	Belmont	74 53	165	A	San Francisco	86 66
10	A	Ohio St.	64 85									193	H	UC Riverside	53 43
10	N	Ohio St.	82 94									218	N	Kent St.	79 54
20	A	Baylor	57 81									311	H	CSU Bakersfield	57 34
LAST 12 Division I GAMES:															
20	A	Baylor	57 81	10	N	Ohio St.	82 94								
165	A	San Francisco	86 66	78	N	Belmont	74 53								
10	A	Ohio St.	64 85	218	N	Kent St.	79 54								
				311	H	CSU Bakersfield	57 34								
				193	H	UC Riverside	53 43								
				1	N	UConn	53 78								

Non-Div I Games:

Stanford

Average RPI Win:	194	WON-LOST	WINNING	LAST 10	STRENGTH OF	OPP. STRENGTH	TEAM	ADJ.	CONF.	ADJ CONF.
Average RPI Loss:	85	RECORD	PCT. RANK	GAMES	SCHEDULE	OF SCHEDULE	RPI	RPI	RPI	RPI
DIV. I ONLY	4- 5	189	4- 5	78	102	134	134	16	16	
DIV. I NON-CONF.	4- 5	189	4- 5	78	102	134	134	16	16	
TOTALS	RPI 1-25	RPI 26-50	W-L RECORDS	RPI 51-100	RPI 101-150	RPI 150+				
4- 5	0- 2	0- 0	OVERALL	1- 0	0- 3	3- 0				
2- 1	0- 0	0- 0	HOME	1- 0	0- 1	1- 0				
1- 2	0- 2	0- 0	AWAY	0- 0	0- 0	1- 0				
1- 2	0- 0	0- 0	NEUTRAL	0- 0	0- 2	1- 0				
4- 5	0- 2	0- 0	NON-CONFERENCE	1- 0	0- 3	3- 0				
2- 1	0- 0	0- 0	HOME	1- 0	0- 1	1- 0				
1- 2	0- 2	0- 0	AWAY	0- 0	0- 0	1- 0				
1- 2	0- 0	0- 0	NEUTRAL	0- 0	0- 2	1- 0				
0- 0	0- 0	0- 0	CONFERENCE	0- 0	0- 0	0- 0				
0- 0	0- 0	0- 0	HOME	0- 0	0- 0	0- 0				
0- 0	0- 0	0- 0	AWAY	0- 0	0- 0	0- 0				
0- 0	0- 0	0- 0	NEUTRAL	0- 0	0- 0	0- 0				

RPI 1-25				RPI 26-50				RPI 51-100				RPI 101+ Team's RPI: 134			
RPI	S	Opponent	Score	RPI	S	Opponent	Score	RPI	S	Opponent	Score	RPI	S	Opponent	Score
8	A	Florida St.	39 84					74	H	Chattanooga	78 67	122	H	High Point	64 69
13	A	Texas	59 95									141	N	Wright St.	59 64
												142	N	Providence	45 56
												156	N	Florida	85 71
												202	A	SIUE	65 61
												344	H	Northern Ky.	67 56
LAST 12 Division I GAMES:															
8	A	Florida St.	39 84	156	N	Florida	85 71								
202	A	SIUE	65 61	141	N	Wright St.	59 64								
344	H	Northern Ky.	67 56	74	H	Chattanooga	78 67								
122	H	High Point	64 69	13	A	Texas	59 95								
142	N	Providence	45 56												

Non-Div I Games: Thomas (GA) 92 41 Webber Int'l 67 30

Stetson

Stony Brook

Through Games Of Dec. 10, 2017

Average RPI Win:	242	WON-LOST	WINNING	LAST 10	STRENGTH OF	OPP. STRENGTH	TEAM	ADJ.	CONF.	ADJ CONF.
Average RPI Loss:	129	RECORD	PCT. RANK	GAMES	SCHEDULE	OF SCHEDULE	RPI	RPI	RPI	RPI
DIV. I ONLY	4- 4	165	4- 4	157	274	151	151	24	24	
DIV. I NON-CONF.	4- 4	165	4- 4	157	274	151	151	24	24	
TOTALS	RPI 1-25	RPI 26-50	W-L RECORDS	RPI 51-100	RPI 101-150	RPI 150+				
4- 4	0- 1	0- 0	OVERALL	0- 1	0- 1	4- 1				
2- 1	0- 0	0- 0	HOME	0- 1	0- 0	2- 0				
2- 3	0- 1	0- 0	AWAY	0- 0	0- 1	2- 1				
0- 0	0- 0	0- 0	NEUTRAL	0- 0	0- 0	0- 0				
4- 4	0- 1	0- 0	NON-CONFERENCE	0- 1	0- 1	4- 1				
2- 1	0- 0	0- 0	HOME	0- 1	0- 0	2- 0				
2- 3	0- 1	0- 0	AWAY	0- 0	0- 1	2- 1				
0- 0	0- 0	0- 0	NEUTRAL	0- 0	0- 0	0- 0				
0- 0	0- 0	0- 0	CONFERENCE	0- 0	0- 0	0- 0				
0- 0	0- 0	0- 0	HOME	0- 0	0- 0	0- 0				
0- 0	0- 0	0- 0	AWAY	0- 0	0- 0	0- 0				
0- 0	0- 0	0- 0	NEUTRAL	0- 0	0- 0	0- 0				

RPI 1-25				RPI 26-50				RPI 51-100				RPI 101+ Team's RPI: 151			
RPI	S	Opponent	Score	RPI	S	Opponent	Score	RPI	S	Opponent	Score	RPI	S	Opponent	Score
23	A	Syracuse	70 81					71	H	Yale	71 77	115	A	Northwestern	36 68
												207	A	Fairleigh Dickinson	56 51
												214	A	Hofstra	73 49
												257	H	Manhattan	74 59
												290	H	Wagner	69 50
												308	A	Cornell	40 48
LAST 12 Division I GAMES:															
23	A	Syracuse	70 81	115	A	Northwestern	36 68								
308	A	Cornell	40 48	71	H	Yale	71 77								
290	H	Wagner	69 50												
207	A	Fairleigh Dickinson	56 51												
214	A	Hofstra	73 49												
257	H	Manhattan	74 59												

Non-Div I Games: Farmingdale St. 76 25

Stony Brook

Loss, Non-Conf, S Site, H Home A Away N Neutral



Average RPI Win:	133	WON-LOST	WINNING	LAST 10	STRENGTH OF	OPP. STRENGTH	TEAM	ADJ.	CONF.	ADJ CONF.
Average RPI Loss:	0	RECORD	PCT. RANK	GAMES	SCHEDULE	OF SCHEDULE	RPI	RPI	RPI	RPI
DIV. I ONLY	10- 0	1	10- 0	194	18	23	23	2	2	
DIV. I NON-CONF.	10- 0	1	10- 0	194	18	23	23	2	2	
TOTALS	RPI 1-25		RPI 26-50	W-L RECORDS	RPI 51-100	RPI 101-150	RPI 150+			
10- 0	0- 0		0- 0	OVERALL	1- 0	6- 0	3- 0			
7- 0	0- 0		0- 0	HOME	1- 0	3- 0	3- 0			
1- 0	0- 0		0- 0	AWAY	0- 0	1- 0	0- 0			
2- 0	0- 0		0- 0	NEUTRAL	0- 0	2- 0	0- 0			
10- 0	0- 0		0- 0	NON-CONFERENCE	1- 0	6- 0	3- 0			
7- 0	0- 0		0- 0	HOME	1- 0	3- 0	3- 0			
1- 0	0- 0		0- 0	AWAY	0- 0	1- 0	0- 0			
2- 0	0- 0		0- 0	NEUTRAL	0- 0	2- 0	0- 0			
0- 0	0- 0		0- 0	CONFERENCE	0- 0	0- 0	0- 0			
0- 0	0- 0		0- 0	HOME	0- 0	0- 0	0- 0			
0- 0	0- 0		0- 0	AWAY	0- 0	0- 0	0- 0			
0- 0	0- 0		0- 0	NEUTRAL	0- 0	0- 0	0- 0			

RPI S	Opponent	Score	RPI S	Opponent	Score	RPI S	Opponent	Score	RPI S	Opponent	Score
						52	H Drexel	72 62	101	N Vanderbilt	84 78
									111	A George Washington	74 62
									115	H Northwestern	81 74
									118	N Wisconsin	77 74
									133	H Hartford	75 63
									146	H Colgate	79 39
									151	H Stony Brook	81 70
									183	H UMES	68 45
									216	H Morgan St.	95 68
LAST 12 Division I GAMES:											
118	N Wisconsin	77 74	52	H Drexel	72 62						
133	H Hartford	75 63	146	H Colgate	79 39						
183	H UMES	68 45	151	H Stony Brook	81 70						
216	H Morgan St.	95 68	115	H Northwestern	81 74						
			111	A George Washington	74 62						
			101	N Vanderbilt	84 78						

Non-Div I Games:

Syracuse

Average RPI Win: 210		WON-LOST	WINNING	LAST 10	STRENGTH OF		OPP. STRENGTH	TEAM	ADJ.	CONF.	ADJ CONF.
Average RPI Loss: 56		RECORD	PCT. RANK	GAMES	SCHEDULE		OF SCHEDULE	RPI	RPI	RPI	RPI
DIV. I ONLY		7- 2	48	7- 2	92		250	57	57	5	5
DIV. I NON-CONF.		7- 2	48	7- 2	92		250	57	57	5	5
<hr/>											
TOTALS	RPI 1-25	RPI 26-50		W-L RECORDS		RPI 51-100		RPI 101-150		RPI 150+	
7- 2	0- 0	0- 1		OVERALL		1- 1		1- 0		5- 0	
4- 1	0- 0	0- 0		HOME		1- 1		1- 0		2- 0	
1- 1	0- 0	0- 1		AWAY		0- 0		0- 0		1- 0	
2- 0	0- 0	0- 0		NEUTRAL		0- 0		0- 0		2- 0	
7- 2	0- 0	0- 1		NON-CONFERENCE		1- 1		1- 0		5- 0	
4- 1	0- 0	0- 0		HOME		1- 1		1- 0		2- 0	
1- 1	0- 0	0- 1		AWAY		0- 0		0- 0		1- 0	
2- 0	0- 0	0- 0		NEUTRAL		0- 0		0- 0		2- 0	
0- 0	0- 0	0- 0		CONFERENCE		0- 0		0- 0		0- 0	
0- 0	0- 0	0- 0		HOME		0- 0		0- 0		0- 0	
0- 0	0- 0	0- 0		AWAY		0- 0		0- 0		0- 0	
0- 0	0- 0	0- 0		NEUTRAL		0- 0		0- 0		0- 0	

RPI 1-25			RPI 26-50			RPI 51-100			Team's RPI: 57			RPI 101+			
RPI	S	Opponent	Score	RPI	S	Opponent	Score	RPI	S	Opponent	Score	RPI	S	Opponent	Score
41	A	Texas A&M	58 71	60	H	Alabama	88 67	143	H	Texas St.	82 58				
				71	H	Yale	72 82	192	N	Idaho	86 76				
								219	A	SMU	64 58				
								234	H	Oral Roberts	72 58				
								299	H	Southeastern La.	112 62				
								324	N	Arizona	68 59				
LAST 12 Division I GAMES:															
299	H	Southeastern La.	112 62	60	H	Alabama	88 67								
41	A	Texas A&M	58 71	192	N	Idaho	86 76								
234	H	Oral Roberts	72 58	324	N	Arizona	68 59								
				71	H	Yale	72 82								
				143	H	Texas St.	82 58								
				219	A	SMU	64 58								

Non-Div I Games:

TCU

Average RPI Win:	191	WON-LOST	WINNING	LAST 10	STRENGTH OF	OPP. STRENGTH	TEAM	ADJ.	CONF.	ADJ CONF.
Average RPI Loss:	21	RECORD	PCT. RANK	GAMES	SCHEDULE	OF SCHEDULE	RPI	RPI	RPI	RPI
DIV. I ONLY	7- 3	80	7- 3	173	27	104	104	8	8	
DIV. I NON-CONF.	7- 3	80	7- 3	173	27	104	104	8	8	
TOTALS	RPI 1-25	RPI 26-50	W-L RECORDS	RPI 51-100	RPI 101-150	RPI 150+				
7- 3	0- 2	0- 1	OVERALL	1- 0	2- 0	4- 0				
5- 3	0- 2	0- 1	HOME	1- 0	2- 0	2- 0				
2- 0	0- 0	0- 0	AWAY	0- 0	0- 0	2- 0				
0- 0	0- 0	0- 0	NEUTRAL	0- 0	0- 0	0- 0				
7- 3	0- 2	0- 1	NON-CONFERENCE	1- 0	2- 0	4- 0				
5- 3	0- 2	0- 1	HOME	1- 0	2- 0	2- 0				
2- 0	0- 0	0- 0	AWAY	0- 0	0- 0	2- 0				
0- 0	0- 0	0- 0	NEUTRAL	0- 0	0- 0	0- 0				
0- 0	0- 0	0- 0	CONFERENCE	0- 0	0- 0	0- 0				
0- 0	0- 0	0- 0	HOME	0- 0	0- 0	0- 0				
0- 0	0- 0	0- 0	AWAY	0- 0	0- 0	0- 0				
0- 0	0- 0	0- 0	NEUTRAL	0- 0	0- 0	0- 0				

RPI	S	Opponent	Score	RPI	S	Opponent	Score	RPI	S	Opponent	Score	RPI	S	Opponent	Score	Team's RPI: 104
4	H	Villanova	65 69	46	H	Ole Miss	48 64	92	H	Saint Joseph's	69 66	117	H	Hampton	65 56	
14	H	Rutgers	67 84									120	H	Harvard	86 64	
												176	A	La Salle	69 52	
												240	H	Delaware St.	96 72	
												290	H	Wagner	70 36	
												301	A	Iona	59 54	
LAST 12 Division I GAMES:																
4	H	Villanova	65 69	176	A	La Salle	69 52	301	A	Iona	59 54	290	H	Wagner	70 36	
117	H	Hampton	65 56	46	H	Ole Miss	48 64	14	H	Rutgers	67 84	240	H	Delaware St.	96 72	
120	H	Harvard	86 64													
92	H	Saint Joseph's	69 66													
46	H	Ole Miss	48 64													

Non-Div I Games:

Temple

## Tennessee

Through Games Of Dec. 10, 2017

Average RPI Win: 116		WON-LOST	WINNING	LAST 10	STRENGTH OF	OPP. STRENGTH	TEAM	ADJ.	CONF.	ADJ CONF.
Average RPI Loss: 0		RECORD	PCT. RANK	GAMES	SCHEDULE	OF SCHEDULE	RPI	RPI	RPI	RPI
DIV. I ONLY		10- 0	1	10- 0	81	12	9	9	1	1
DIV. I NON-CONF.		10- 0	1	10- 0	81	12	9	9	1	1
TOTALS		RPI 1-25	RPI 26-50		W-L RECORDS		RPI 51-100	RPI 101-150		RPI 150+
10- 0		1- 0	1- 0		OVERALL		3- 0	2- 0		3- 0
7- 0		1- 0	0- 0		HOME		2- 0	2- 0		2- 0
0- 0		0- 0	0- 0		AWAY		0- 0	0- 0		0- 0
3- 0		0- 0	1- 0		NEUTRAL		1- 0	0- 0		1- 0
10- 0		1- 0	1- 0		NON-CONFERENCE		3- 0	2- 0		3- 0
7- 0		1- 0	0- 0		HOME		2- 0	2- 0		2- 0
0- 0		0- 0	0- 0		AWAY		0- 0	0- 0		0- 0
3- 0		0- 0	1- 0		NEUTRAL		1- 0	0- 0		1- 0
0- 0		0- 0	0- 0		CONFERENCE		0- 0	0- 0		0- 0
0- 0		0- 0	0- 0		HOME		0- 0	0- 0		0- 0
0- 0		0- 0	0- 0		AWAY		0- 0	0- 0		0- 0
0- 0		0- 0	0- 0		NEUTRAL		0- 0	0- 0		0- 0

RPI 1-25				RPI 26-50				RPI 51-100				RPI 101+			
RPI	S	Opponent	Score	RPI	S	Opponent	Score	RPI	S	Opponent	Score	RPI	S	Opponent	Score
13	H	Texas	82 75	50	N	Oklahoma St.	79 69	55	N	Marquette	101 99	121	H	James Madison	89 60
								66	H	Troy	131 69	138	H	ETSU	87 49
								76	H	Central Ark.	77 34	164	N	South Dakota	69 49
												212	H	Wichita St.	68 56
												261	H	Alabama St.	104 51
LAST 12 Division I GAMES:															
				66	H	Troy	131 69	13	H	Texas	82 75				
				261	H	Alabama St.	104 51	212	H	Wichita St.	68 56				
				76	H	Central Ark.	77 34	121	H	James Madison	89 60				
				164	N	South Dakota	69 49	138	H	ETSU	87 49				
				50	N	Oklahoma St.	79 69								
				55	N	Marquette	101 99								

Non-Div I Games:

Tennessee

■ Loss, 
 ■ Non-Conf, S Site, 
 ■ Home 
 ■ Away 
 N Neutral

Average RPI Win:	0	WON-LOST	WINNING	LAST 10	STRENGTH OF	OPP. STRENGTH	TEAM	ADJ.	CONF.	ADJ CONF.
Average RPI Loss:	150	RECORD	PCT. RANK	GAMES	SCHEDULE	OF SCHEDULE	RPI	RPI	RPI	RPI
DIV. I ONLY	0- 5	328	0- 5	167	269	313	313	25	25	
DIV. I NON-CONF.	0- 5	328	0- 5	167	269	313	313	25	25	
TOTALS	RPI 1-25	RPI 26-50	W-L RECORDS	RPI 51-100	RPI 101-150	RPI 150+				
0- 5	0- 0	0- 1	OVERALL	0- 2	0- 0	0- 2				
0- 3	0- 0	0- 1	HOME	0- 1	0- 0	0- 1				
0- 2	0- 0	0- 0	AWAY	0- 1	0- 0	0- 1				
0- 0	0- 0	0- 0	NEUTRAL	0- 0	0- 0	0- 0				
0- 5	0- 0	0- 1	NON-CONFERENCE	0- 2	0- 0	0- 2				
0- 3	0- 0	0- 1	HOME	0- 1	0- 0	0- 1				
0- 2	0- 0	0- 0	AWAY	0- 1	0- 0	0- 1				
0- 0	0- 0	0- 0	NEUTRAL	0- 0	0- 0	0- 0				
0- 0	0- 0	0- 0	CONFERENCE	0- 0	0- 0	0- 0				
0- 0	0- 0	0- 0	HOME	0- 0	0- 0	0- 0				
0- 0	0- 0	0- 0	AWAY	0- 0	0- 0	0- 0				
0- 0	0- 0	0- 0	NEUTRAL	0- 0	0- 0	0- 0				

RPI 1-25				RPI 26-50				RPI 51-100				RPI 101+Team's RPI: 313			
RPI	S	Opponent	Score	RPI	S	Opponent	Score	RPI	S	Opponent	Score	RPI	S	Opponent	Score
				49	H	Ball St.	65 85	66	H	Troy	66 95	263	H	Alabama A&M	75 77
								93	A	Arkansas St.	62 68	280	A	Memphis	75 79
LAST 12 Division I GAMES:															
				263	H	Alabama A&M	75 77	93	A	Arkansas St.	62 68				
				280	A	Memphis	75 79	66	H	Troy	66 95				
								49	H	Ball St.	65 85				

Non-Div I Games: Fisk 93 48

Tennessee St.

Average RPI Win:	0	WON-LOST	WINNING	LAST 10	STRENGTH OF	OPP. STRENGTH	TEAM	ADJ.	CONF.	ADJ CONF.
Average RPI Loss:	124	RECORD	PCT. RANK	GAMES	SCHEDULE	OF SCHEDULE	RPI	RPI	RPI	RPI
DIV. I ONLY	0- 7	328	0- 7	23	324	255	255	25	25	
DIV. I NON-CONF.	0- 7	328	0- 7	23	324	255	255	25	25	
TOTALS	RPI 1-25	RPI 26-50	W-L RECORDS	RPI 51-100	RPI 101-150	RPI 150+				
0- 7	0- 0	0- 1	OVERALL	0- 1	0- 4	0- 1				
0- 2	0- 0	0- 0	HOME	0- 0	0- 1	0- 1				
0- 5	0- 0	0- 1	AWAY	0- 1	0- 3	0- 0				
0- 0	0- 0	0- 0	NEUTRAL	0- 0	0- 0	0- 0				
0- 7	0- 0	0- 1	NON-CONFERENCE	0- 1	0- 4	0- 1				
0- 2	0- 0	0- 0	HOME	0- 0	0- 1	0- 1				
0- 5	0- 0	0- 1	AWAY	0- 1	0- 3	0- 0				
0- 0	0- 0	0- 0	NEUTRAL	0- 0	0- 0	0- 0				
0- 0	0- 0	0- 0	CONFERENCE	0- 0	0- 0	0- 0				
0- 0	0- 0	0- 0	HOME	0- 0	0- 0	0- 0				
0- 0	0- 0	0- 0	AWAY	0- 0	0- 0	0- 0				
0- 0	0- 0	0- 0	NEUTRAL	0- 0	0- 0	0- 0				

RPI 1-25				RPI 26-50				RPI 51-100				RPI 101+ Team's RPI: 255			
RPI	S	Opponent	Score	RPI	S	Opponent	Score	RPI	S	Opponent	Score	RPI	S	Opponent	Score
				48	A	Georgia	48 56	63	A	Kentucky	54 82	116	H	IUPUI	54 68
												119	A	Middle Tenn.	44 58
												138	A	ETSU	55 74
												141	A	Wright St.	59 82
												241	H	Radford	41 60
LAST 12 Division I GAMES:															
				116	H	IUPUI	54 68	241	H	Radford	41 60				
				63	A	Kentucky	54 82	138	A	ETSU	55 74				
				141	A	Wright St.	59 82	119	A	Middle Tenn.	44 58				
				48	A	Georgia	48 56								

Non-Div I Games: Cumberland (TN) 83 52 Tenn. Wesleyan 84 66

Tennessee Tech

Loss, Non-Conf, S Site, H Home A Away N Neutral

Through Games of Dec. 10, 1917.										
Average RPI Win:	161	WON-LOST	WINNING	LAST 10	STRENGTH OF	OPP. STRENGTH	TEAM	ADJ.	CONF.	ADJ CONF.
Average RPI Loss:	9	RECORD	PCT. RANK	GAMES	SCHEDULE	OF SCHEDULE	RPI	RPI	RPI	RPI
DIV. I ONLY	7- 1	26	7- 1	49	104	13	13	5	5	
DIV. I NON-CONF.	7- 1	26	7- 1	49	104	13	13	5	5	
-----										
TOTALS	RPI 1-25	RPI 26-50		W-L RECORDS		RPI 51-100	RPI 101-150	RPI 150+		
7- 1	0- 1	1- 0		OVERALL		1- 0	2- 0	3- 0		
4- 0	0- 0	0- 0		HOME		0- 0	1- 0	3- 0		
1- 1	0- 1	1- 0		AWAY		0- 0	0- 0	0- 0		
2- 0	0- 0	0- 0		NEUTRAL		1- 0	1- 0	0- 0		
7- 1	0- 1	1- 0		NON-CONFERENCE		1- 0	2- 0	3- 0		
4- 0	0- 0	0- 0		HOME		0- 0	1- 0	3- 0		
1- 1	0- 1	1- 0		AWAY		0- 0	0- 0	0- 0		
2- 0	0- 0	0- 0		NEUTRAL		1- 0	1- 0	0- 0		
0- 0	0- 0	0- 0		CONFERENCE		0- 0	0- 0	0- 0		
0- 0	0- 0	0- 0		HOME		0- 0	0- 0	0- 0		
0- 0	0- 0	0- 0		AWAY		0- 0	0- 0	0- 0		
0- 0	0- 0	0- 0		NEUTRAL		0- 0	0- 0	0- 0		

RPI 1-25				Team's RPI: 13				RPI 26-50				RPI 51-100				RPI 101+			
RPI	S	Opponent	Score	RPI	S	Opponent	Score	RPI	S	Opponent	Score	RPI	S	Opponent	Score	RPI	S	Opponent	Score
9	A	Tennessee	75 82	48	A	Georgia	81 53	79	N	LSU	75 66	130	N	Washington	92 68	134	H	Stetson	95 59
												154	H	Louisiana Tech	88 54	242	H	UTSA	120 70
												339	H	McNeese	100 34				
LAST 12 Division I GAMES:																			
130	N	Washington	92 68	9	A	Tennessee	75 82	48	A	Georgia	81 53	154	H	Louisiana Tech	88 54				
79	N	LSU	75 66																
242	H	UTSA	120 70																
339	H	McNeese	100 34																
134	H	Stetson	95 59																

Non-Div I Games:

Texas

Average RPI Win:	160	WON-LOST	WINNING	LAST 10	STRENGTH OF	OPP. STRENGTH	TEAM	ADJ.	CONF.	ADJ CONF.
Average RPI Loss:	20	RECORD	PCT. RANK	GAMES	SCHEDULE	OF SCHEDULE	RPI	RPI	RPI	RPI
DIV. I ONLY	8- 2	38	8- 2	46	52	41	41	1	1	
DIV. I NON-CONF.	8- 2	38	8- 2	46	52	41	41	1	1	
TOTALS	RPI 1-25	RPI 26-50	W-L RECORDS	RPI 51-100	RPI 101-150	RPI 150+				
8- 2	0- 2	1- 0	OVERALL	2- 0	0- 0	5- 0				
7- 2	0- 2	1- 0	HOME	2- 0	0- 0	4- 0				
1- 0	0- 0	0- 0	AWAY	0- 0	0- 0	1- 0				
0- 0	0- 0	0- 0	NEUTRAL	0- 0	0- 0	0- 0				
8- 2	0- 2	1- 0	NON-CONFERENCE	2- 0	0- 0	5- 0				
7- 2	0- 2	1- 0	HOME	2- 0	0- 0	4- 0				
1- 0	0- 0	0- 0	AWAY	0- 0	0- 0	1- 0				
0- 0	0- 0	0- 0	NEUTRAL	0- 0	0- 0	0- 0				
0- 0	0- 0	0- 0	CONFERENCE	0- 0	0- 0	0- 0				
0- 0	0- 0	0- 0	HOME	0- 0	0- 0	0- 0				
0- 0	0- 0	0- 0	AWAY	0- 0	0- 0	0- 0				
0- 0	0- 0	0- 0	NEUTRAL	0- 0	0- 0	0- 0				

RPI 1-25				RPI 26-50				Team's RPI: 41	RPI 51-100				RPI 101+			
RPI	S	Opponent	Score	RPI	S	Opponent	Score		RPI	S	Opponent	Score	RPI	S	Opponent	Score
15	H	West Virginia	56 70	34	H	Houston	83 65		57	H	TCU	71 58	168	H	Rice	82 76
24	H	Oregon	68 83						76	H	Central Ark.	72 61	194	H	Louisiana	83 62
													233	H	Little Rock	66 49
													238	A	Texas Tech	90 56
													276	H	Prairie View	98 70
LAST 12 Division I GAMES:																
76	H	Central Ark.	72 61	57	H	TCU	71 58		15	H	West Virginia	56 70				
24	H	Oregon	68 83						168	H	Rice	82 76				
194	H	Louisiana	83 62						276	H	Prairie View	98 70				
34	H	Houston	83 65						238	A	Texas Tech	90 56				
									233	H	Little Rock	66 49				

Non-Div I Games:

Texas A&amp;M



<div> <div> <div>Average RPI Win: 237</div> <div>Average RPI Loss: 117</div> </div> <div> <div>WON-LOST</div> <div>RECORD</div> </div> <div> <div>WINNING</div> <div>PCT. RANK</div> </div> <div> <div>LAST 10</div> <div>GAMES</div> </div> </div>				<div> <div>STRENGTH OF</div> <div>SCHEDULE</div> </div>		<div> <div>OPP. STRENGTH</div> <div>OF SCHEDULE</div> </div>		<div> <div>TEAM</div> <div>RPI</div> </div>		<div> <div>ADJ.</div> <div>RPI</div> </div>		<div> <div>CONF.</div> <div>RPI</div> </div>		<div> <div>ADJ CONF.</div> <div>RPI</div> </div>	
DIV. I ONLY				225		76		182		182		29		29	
DIV. I NON-CONF.				225		76		182		182		29		29	
TOTALS		RPI 1-25		RPI 26-50		W-L RECORDS		RPI 51-100		RPI 101-150		RPI 150+			
3- 4		0- 0		0- 0		OVERALL		0- 2		0- 1		3- 1			
0- 1		0- 0		0- 0		HOME		0- 0		0- 1		0- 0			
1- 3		0- 0		0- 0		AWAY		0- 2		0- 0		1- 1			
2- 0		0- 0		0- 0		NEUTRAL		0- 0		0- 0		2- 0			
3- 4		0- 0		0- 0		NON-CONFERENCE		0- 2		0- 1		3- 1			
0- 1		0- 0		0- 0		HOME		0- 0		0- 1		0- 0			
1- 3		0- 0		0- 0		AWAY		0- 2		0- 0		1- 1			
2- 0		0- 0		0- 0		NEUTRAL		0- 0		0- 0		2- 0			
0- 0		0- 0		0- 0		CONFERENCE		0- 0		0- 0		0- 0			
0- 0		0- 0		0- 0		HOME		0- 0		0- 0		0- 0			
0- 0		0- 0		0- 0		AWAY		0- 0		0- 0		0- 0			
0- 0		0- 0		0- 0		NEUTRAL		0- 0		0- 0		0- 0			

RPI 1-25				RPI 26-50				RPI 51-100				RPI 101+				Team's RPI: 182	
RPI	S	Opponent	Score	RPI	S	Opponent	Score	RPI	S	Opponent	Score	RPI	S	Opponent	Score		
								53	A	Kansas	37 72	143	H	Texas St.	56 70		
								95	A	Wake Forest	56 73	160	N	New Mexico St.	66 50		
												177	A	UTEP	55 65		
												250	N	Northwestern St.	56 43		
												300	A	Sam Houston St.	77 58		
LAST 12 Division I GAMES:																	
				250	N	Northwestern St.	56 43	160	N	New Mexico St.	66 50						
				300	A	Sam Houston St.	77 58	143	H	Texas St.	56 70						
				177	A	UTEP	55 65	53	A	Kansas	37 72						
								95	A	Wake Forest	56 73						

Non-Div I Games: Wiley

74 36

Texas Southern

■ Loss, ■ Non-Conf, S Site, H Home A Away N Neutral

Average RPI Win:	244	WON-LOST	WINNING	LAST 10	STRENGTH OF	OPP. STRENGTH	TEAM	ADJ.	CONF.	ADJ CONF.
Average RPI Loss:	46	RECORD	PCT. RANK	GAMES	SCHEDULE	OF SCHEDULE	RPI	RPI	RPI	RPI
DIV. I ONLY	6- 2	61	6- 2	299	48	143	143	23	23	
DIV. I NON-CONF.	6- 2	61	6- 2	299	48	143	143	23	23	
TOTALS	RPI 1-25	RPI 26-50	W-L RECORDS	RPI 51-100	RPI 101-150	RPI 150+				
6- 2	0- 0	0- 1	OVERALL	0- 1	0- 0	6- 0				
3- 1	0- 0	0- 1	HOME	0- 0	0- 0	3- 0				
3- 1	0- 0	0- 0	AWAY	0- 0	0- 0	3- 0				
0- 0	0- 0	0- 0	NEUTRAL	0- 0	0- 0	0- 0				
6- 2	0- 0	0- 1	NON-CONFERENCE	0- 1	0- 0	6- 0				
3- 1	0- 0	0- 1	HOME	0- 0	0- 0	3- 0				
3- 1	0- 0	0- 0	AWAY	0- 1	0- 0	3- 0				
0- 0	0- 0	0- 0	NEUTRAL	0- 0	0- 0	0- 0				
0- 0	0- 0	0- 0	CONFERENCE	0- 0	0- 0	0- 0				
0- 0	0- 0	0- 0	HOME	0- 0	0- 0	0- 0				
0- 0	0- 0	0- 0	AWAY	0- 0	0- 0	0- 0				
0- 0	0- 0	0- 0	NEUTRAL	0- 0	0- 0	0- 0				

RPI 1-25				RPI 26-50				RPI 51-100				RPI 101+ Team's RPI: 143			
RPI	S	Opponent	Score	RPI	S	Opponent	Score	RPI	S	Opponent	Score	RPI	S	Opponent	Score
				34	H	Houston	67 72	57	A	TCU	58 82	182	A	Texas Southern	70 56
												238	A	Texas Tech	87 70
												242	H	UTSA	91 38
												258	H	Fresno St.	76 59
												265	A	Incarnate Word	74 33
												276	H	Prairie View	84 57
LAST 12 Division I GAMES:															
				34	H	Houston	67 72	242	H	UTSA	91 38				
				258	H	Fresno St.	76 59	276	H	Prairie View	84 57				
				182	A	Texas Southern	70 56								
				57	A	TCU	58 82								
				265	A	Incarnate Word	74 33								
				238	A	Texas Tech	87 70								

Non-Div I Games:

Texas St.

Average RPI Win:	313	WON-LOST	WINNING	LAST 10	STRENGTH OF	OPP. STRENGTH	TEAM	ADJ.	CONF.	ADJ CONF.
Average RPI Loss:	62	RECORD	PCT. RANK	GAMES	SCHEDULE	OF SCHEDULE	RPI	RPI	RPI	RPI
DIV. I ONLY	3- 5	220	3- 5	135	218	238	238	5	5	
DIV. I NON-CONF.	3- 5	220	3- 5	135	218	238	238	5	5	
TOTALS	RPI 1-25	RPI 26-50	W-L RECORDS	RPI 51-100	RPI 101-150	RPI 150+				
3- 5	0- 1	0- 2	OVERALL	0- 1	0- 1	3- 0				
3- 3	0- 0	0- 1	HOME	0- 1	0- 1	3- 0				
0- 2	0- 1	0- 1	AWAY	0- 0	0- 0	0- 0				
0- 0	0- 0	0- 0	NEUTRAL	0- 0	0- 0	0- 0				
3- 5	0- 1	0- 2	NON-CONFERENCE	0- 1	0- 1	3- 0				
3- 3	0- 0	0- 1	HOME	0- 1	0- 1	3- 0				
0- 2	0- 1	0- 1	AWAY	0- 0	0- 0	0- 0				
0- 0	0- 0	0- 0	NEUTRAL	0- 0	0- 0	0- 0				
0- 0	0- 0	0- 0	CONFERENCE	0- 0	0- 0	0- 0				
0- 0	0- 0	0- 0	HOME	0- 0	0- 0	0- 0				
0- 0	0- 0	0- 0	AWAY	0- 0	0- 0	0- 0				
0- 0	0- 0	0- 0	NEUTRAL	0- 0	0- 0	0- 0				

RPI 1-25				RPI 26-50				RPI 51-100				RPI 101+ Team's RPI: 238			
RPI	S	Opponent	Score	RPI	S	Opponent	Score	RPI	S	Opponent	Score	RPI	S	Opponent	Score
11	A	New Mexico	56 90	34	A	Houston	75 79	79	H	LSU	40 48	143	H	Texas St.	70 87
				41	H	Texas A&M	56 90					275	H	Ark.-Pine Bluff	74 47
												321	H	Florida A&M	82 63
												343	H	UMass Lowell	93 65
LAST 12 Division I GAMES:															
321	H	Florida A&M	82 63	11	A	New Mexico	56 90	34	A	Houston	75 79	79	H	LSU	40 48
143	H	Texas St.	70 87	41	H	Texas A&M	56 90	343	H	UMass Lowell	93 65	275	H	Ark.-Pine Bluff	74 47

Non-Div I Games:

Texas Tech

Average RPI Win: 180		WON-LOST	WINNING	LAST 10	STRENGTH OF	OPP. STRENGTH	TEAM	ADJ.	CONF.	ADJ CONF.
Average RPI Loss: 55		RECORD	PCT. RANK	GAMES	SCHEDULE	OF SCHEDULE	RPI	RPI	RPI	RPI
DIV. I ONLY		7- 2	48	1- 1	57	144	31	31	7	7
DIV. I NON-CONF.		7- 2	48	1- 1	57	144	31	31	7	7
TOTALS		RPI 1-25	RPI 26-50	W-L RECORDS		RPI 51-100	RPI 101-150	RPI 150+		
7- 2	0- 1	0- 0		OVERALL		2- 0	0- 1	5- 0		
5- 0	0- 0	0- 0		HOME		2- 0	0- 0	3- 0		
2- 2	0- 1	0- 0		AWAY		0- 0	0- 1	2- 0		
0- 0	0- 0	0- 0		NEUTRAL		0- 0	0- 0	0- 0		
7- 2	0- 1	0- 0		NON-CONFERENCE		2- 0	0- 1	5- 0		
5- 0	0- 0	0- 0		HOME		2- 0	0- 0	3- 0		
2- 2	0- 1	0- 0		AWAY		0- 0	0- 1	2- 0		
0- 0	0- 0	0- 0		NEUTRAL		0- 0	0- 0	0- 0		
0- 0	0- 0	0- 0		CONFERENCE		0- 0	0- 0	0- 0		
0- 0	0- 0	0- 0		HOME		0- 0	0- 0	0- 0		
0- 0	0- 0	0- 0		AWAY		0- 0	0- 0	0- 0		
0- 0	0- 0	0- 0		NEUTRAL		0- 0	0- 0	0- 0		

RPI 1-25				RPI 26-50		Team's RPI: 31		RPI 51-100				RPI 101+			
RPI	S	Opponent	Score	RPI	S	Opponent	Score	RPI	S	Opponent	Score	RPI	S	Opponent	Score
3	A	Louisville	55 90					80	H	Dayton	68 50	107	A	Duquesne	54 73
								98	H	Maine	65 64	170	H	Cleveland St.	65 56
												194	H	Louisiana	79 55
												203	A	St. Bonaventure	58 39
												211	H	Saint Francis (PA)	74 66
												301	A	Iona	74 57
LAST 12 Division I GAMES:															
194	H	Louisiana	79 55	203	A	St. Bonaventure	58 39								
3	A	Louisville	55 90	98	H	Maine	65 64								
170	H	Cleveland St.	65 56	301	A	Iona	74 57								
107	A	Duquesne	54 73	80	H	Dayton	68 50								
				211	H	Saint Francis (PA)	74 66								

Non-Div I Games:

Toledo

Average RPI Win:	255	WON-LOST	WINNING	LAST 10	STRENGTH OF	OPP. STRENGTH	TEAM	ADJ.	CONF.	ADJ CONF.
Average RPI Loss:	162	RECORD	PCT. RANK	GAMES	SCHEDULE	OF SCHEDULE	RPI	RPI	RPI	RPI
DIV. I ONLY	4- 4	165	4- 4	331	157	282	282	10	10	
DIV. I NON-CONF.	4- 4	165	4- 4	331	157	282	282	10	10	
TOTALS	RPI 1-25	RPI 26-50	W-L RECORDS	RPI 51-100	RPI 101-150	RPI 150+				
4- 4	0- 0	0- 0	OVERALL	1- 0	0- 3	3- 1				
3- 2	0- 0	0- 0	HOME	1- 0	0- 2	2- 0				
1- 2	0- 0	0- 0	AWAY	0- 0	0- 1	1- 1				
0- 0	0- 0	0- 0	NEUTRAL	0- 0	0- 0	0- 0				
4- 4	0- 0	0- 0	NON-CONFERENCE	1- 0	0- 3	3- 1				
3- 2	0- 0	0- 0	HOME	1- 0	0- 2	2- 0				
1- 2	0- 0	0- 0	AWAY	0- 0	0- 1	1- 1				
0- 0	0- 0	0- 0	NEUTRAL	0- 0	0- 0	0- 0				
0- 0	0- 0	0- 0	CONFERENCE	0- 0	0- 0	0- 0				
0- 0	0- 0	0- 0	HOME	0- 0	0- 0	0- 0				
0- 0	0- 0	0- 0	AWAY	0- 0	0- 0	0- 0				
0- 0	0- 0	0- 0	NEUTRAL	0- 0	0- 0	0- 0				

RPI 1-25			RPI 26-50			RPI 51-100			RPI 101+			Team's RPI: 282
RPI	S	Opponent	Score	RPI	S	Opponent	Score	RPI	S	Opponent	Score	
						92	H Saint Joseph's	90 66				
									111	H George Washington	43 66	
									131	A Pittsburgh	63 81	
									146	H Colgate	61 65	
									259	A Massachusetts	49 72	
									290	H Wagner	64 42	
									296	A Loyola Maryland	76 67	
									342	H UMBC	95 64	
LAST 12 Division I GAMES:												
						92	H Saint Joseph's	90 66				
						290	H Wagner	64 42				
						146	H Colgate	61 65				
						342	H UMBC	95 64				
						131	A Pittsburgh	63 81				
						111	H George Washington	43 66				
						296	A Loyola Maryland	76 67				
						259	A Massachusetts	49 72				

Non-Div I Games:

Towson

Average RPI Win:	236	WON-LOST	WINNING	LAST 10	STRENGTH OF	OPP. STRENGTH	TEAM	ADJ.	CONF.	ADJ CONF.
Average RPI Loss:	28	RECORD	PCT. RANK	GAMES	SCHEDULE	OF SCHEDULE	RPI	RPI	RPI	RPI
DIV. I ONLY	3- 2	123	3- 2	153	118	66	66	23	23	
DIV. I NON-CONF.	3- 2	123	3- 2	153	118	66	66	23	23	
TOTALS	RPI 1-25	RPI 26-50	W-L RECORDS	RPI 51-100	RPI 101-150	RPI 150+				
3- 2	0- 1	0- 1	OVERALL	0- 0	1- 0	2- 0				
1- 0	0- 0	0- 0	HOME	0- 0	1- 0	0- 0				
2- 2	0- 1	0- 1	AWAY	0- 0	0- 0	2- 0				
0- 0	0- 0	0- 0	NEUTRAL	0- 0	0- 0	0- 0				
3- 2	0- 1	0- 1	NON-CONFERENCE	0- 0	1- 0	2- 0				
1- 0	0- 0	0- 0	HOME	0- 0	1- 0	0- 0				
2- 2	0- 1	0- 1	AWAY	0- 0	0- 0	2- 0				
0- 0	0- 0	0- 0	NEUTRAL	0- 0	0- 0	0- 0				
0- 0	0- 0	0- 0	CONFERENCE	0- 0	0- 0	0- 0				
0- 0	0- 0	0- 0	HOME	0- 0	0- 0	0- 0				
0- 0	0- 0	0- 0	AWAY	0- 0	0- 0	0- 0				
0- 0	0- 0	0- 0	NEUTRAL	0- 0	0- 0	0- 0				

RPI 1-25				RPI 26-50				RPI 51-100				RPI 101+			
RPI	S	Opponent	Score	RPI	S	Opponent	Score	RPI	S	Opponent	Score	RPI	S	Opponent	Score
9	A	Tennessee	69 131	46	A	Ole Miss	93 96					135	H	Jacksonville	89 88
												261	A	Alabama St.	93 63
												313	A	Tennessee St.	95 66
LAST 12 Division I GAMES:															
								9	A	Tennessee	69 131				
								135	H	Jacksonville	89 88				
								313	A	Tennessee St.	95 66				
								46	A	Ole Miss	93 96				
								261	A	Alabama St.	93 63				

Non-Div I Games: Montevallo 130 50 Stillman 89 62

Troy

Average RPI Win:	203	WON-LOST	WINNING	LAST 10	STRENGTH OF	OPP. STRENGTH	TEAM	ADJ.	CONF.	ADJ CONF.
Average RPI Loss:	129	RECORD	PCT. RANK	GAMES	SCHEDULE	OF SCHEDULE	RPI	RPI	RPI	RPI
DIV. I ONLY	5- 5	165	5- 5	183	184	162	162	8	8	
DIV. I NON-CONF.	5- 5	165	5- 5	183	184	162	162	8	8	
TOTALS	RPI 1-25	RPI 26-50	W-L RECORDS	RPI 51-100	RPI 101-150	RPI 150+				
5- 5	0- 0	0- 0	OVERALL	1- 3	1- 0	3- 2				
2- 1	0- 0	0- 0	HOME	0- 1	1- 0	1- 0				
2- 2	0- 0	0- 0	AWAY	1- 0	0- 0	1- 0				
1- 2	0- 0	0- 0	NEUTRAL	0- 1	0- 0	1- 1				
5- 5	0- 0	0- 0	NON-CONFERENCE	1- 3	1- 0	3- 2				
2- 1	0- 0	0- 0	HOME	0- 1	1- 0	1- 0				
2- 2	0- 0	0- 0	AWAY	1- 1	0- 0	1- 1				
1- 2	0- 0	0- 0	NEUTRAL	0- 1	0- 0	1- 1				
0- 0	0- 0	0- 0	CONFERENCE	0- 0	0- 0	0- 0				
0- 0	0- 0	0- 0	HOME	0- 0	0- 0	0- 0				
0- 0	0- 0	0- 0	AWAY	0- 0	0- 0	0- 0				
0- 0	0- 0	0- 0	NEUTRAL	0- 0	0- 0	0- 0				

RPI 1-25				RPI 26-50				RPI 51-100				RPI 101+				Team's RPI: 162	
RPI	S	Opponent	Score	RPI	S	Opponent	Score	RPI	S	Opponent	Score	RPI	S	Opponent	Score		
								54	A	NC State	55	79	101	H	Vanderbilt	71	59
								79	H	LSU	50	73	186	A	Southern Miss.	58	66
								80	N	Dayton	65	71	215	N	San Diego St.	80	46
								98	A	Maine	42	34	244	N	Iowa St.	64	67
													264	H	New Orleans	79	56
													339	A	McNeese	70	66
LAST 12 Division I GAMES:																	
				79	H	LSU	50	73	101	H	Vanderbilt	71	59				
				264	H	New Orleans	79	56	186	A	Southern Miss.	58	66				
				54	A	NC State	55	79	80	N	Dayton	65	71				
				339	A	McNeese	70	66	98	A	Maine	42	34				
				215	N	San Diego St.	80	46									
				244	N	Iowa St.	64	67									

Non-Div I Games:

Tulane

Average RPI Win:	270	WON-LOST	WINNING	LAST 10	STRENGTH OF	OPP. STRENGTH	TEAM	ADJ.	CONF.	ADJ CONF.
Average RPI Loss:	127	RECORD	PCT. RANK	GAMES	SCHEDULE	OF SCHEDULE	RPI	RPI	RPI	RPI
DIV. I ONLY	4- 5	189	4- 5	220	295	239	239	8	8	
DIV. I NON-CONF.	4- 5	189	4- 5	220	295	239	239	8	8	
TOTALS	RPI 1-25	RPI 26-50	W-L RECORDS	RPI 51-100	RPI 101-150	RPI 150+				
4- 5	0- 0	0- 0	OVERALL	0- 2	0- 2	4- 1				
2- 3	0- 0	0- 0	HOME	0- 1	0- 1	2- 1				
1- 2	0- 0	0- 0	AWAY	0- 1	0- 1	1- 0				
1- 0	0- 0	0- 0	NEUTRAL	0- 0	0- 0	1- 0				
4- 5	0- 0	0- 0	NON-CONFERENCE	0- 2	0- 2	4- 1				
2- 3	0- 0	0- 0	HOME	0- 1	0- 1	2- 1				
1- 2	0- 0	0- 0	AWAY	0- 1	0- 1	1- 0				
1- 0	0- 0	0- 0	NEUTRAL	0- 0	0- 0	1- 0				
0- 0	0- 0	0- 0	CONFERENCE	0- 0	0- 0	0- 0				
0- 0	0- 0	0- 0	HOME	0- 0	0- 0	0- 0				
0- 0	0- 0	0- 0	AWAY	0- 0	0- 0	0- 0				
0- 0	0- 0	0- 0	NEUTRAL	0- 0	0- 0	0- 0				

RPI 1-25				RPI 26-50				RPI 51-100				RPI 101+				Team's RPI: 239	
RPI	S	Opponent	Score	RPI	S	Opponent	Score	RPI	S	Opponent	Score	RPI	S	Opponent	Score		
								78	H	Belmont	65	90	112	H	American	67	72
								86	A	Arkansas	41	67	126	A	North Texas	43	66
													233	A	Little Rock	74	61
													234	H	Oral Roberts	41	53
													262	N	Binghamton	60	55
													275	H	Ark.-Pine Bluff	87	37
													309	H	UMKC	76	52
LAST 12 Division I GAMES:																	
				126	A	North Texas	43	66		86	A	Arkansas	41	67			
				234	H	Oral Roberts	41	53		275	H	Ark.-Pine Bluff	87	37			
				262	N	Binghamton	60	55		112	H	American	67	72			
				309	H	UMKC	76	52									
				233	A	Little Rock	74	61									
				78	H	Belmont	65	90									

Non-Div I Games: Alas. Anchorage 53 59

Tulsa



Average RPI Win:	224	WON-LOST	WINNING	LAST 10	STRENGTH OF	OPP. STRENGTH	TEAM	ADJ.	CONF.	ADJ CONF.
Average RPI Loss:	188	RECORD	PCT. RANK	GAMES	SCHEDULE	OF SCHEDULE	RPI	RPI	RPI	RPI
DIV. I ONLY	6- 2	61	6- 2	344	86	195	195	19	19	
DIV. I NON-CONF.	6- 2	61	6- 2	344	86	195	195	19	19	
TOTALS	RPI 1-25	RPI 26-50	W-L RECORDS	RPI 51-100	RPI 101-150	RPI 150+				
6- 2	0- 0	0- 0	OVERALL	0- 1	2- 0	4- 1				
3- 0	0- 0	0- 0	HOME	0- 0	1- 0	2- 0				
2- 1	0- 0	0- 0	AWAY	0- 0	1- 0	1- 1				
1- 1	0- 0	0- 0	NEUTRAL	0- 1	0- 0	1- 0				
6- 2	0- 0	0- 0	NON-CONFERENCE	0- 1	2- 0	4- 1				
3- 0	0- 0	0- 0	HOME	0- 0	1- 0	2- 0				
2- 1	0- 0	0- 0	AWAY	0- 0	1- 0	1- 1				
1- 1	0- 0	0- 0	NEUTRAL	0- 1	0- 0	1- 0				
0- 0	0- 0	0- 0	CONFERENCE	0- 0	0- 0	0- 0				
0- 0	0- 0	0- 0	HOME	0- 0	0- 0	0- 0				
0- 0	0- 0	0- 0	AWAY	0- 0	0- 0	0- 0				
0- 0	0- 0	0- 0	NEUTRAL	0- 0	0- 0	0- 0				

RPI 1-25				RPI 26-50				RPI 51-100				RPI 101+				Team's RPI: 195	
RPI	S	Opponent	Score	RPI	S	Opponent	Score	RPI	S	Opponent	Score	RPI	S	Opponent	Score		
								96	N	Indiana	63	71	122	A	High Point	77	61
													140	H	Samford	77	53
													204	H	Southern Ill.	76	66
													279	A	Appalachian St.	70	59
													280	A	Memphis	62	64
													287	N	UC Santa Barbara	67	54
													310	H	Mississippi Val.	87	72
LAST 12 Division I GAMES:																	
				96	N	Indiana	63	71	280	A	Memphis	62	64				
				204	H	Southern Ill.	76	66	140	H	Samford	77	53				
				310	H	Mississippi Val.	87	72	122	A	High Point	77	61				
									279	A	Appalachian St.	70	59				
									287	N	UC Santa Barbara	67	54				

Non-Div I Games: Miles 85 42

UAB

■ Loss, 
 ■ Non-Conf, 
 ■ S Site, 
 ■ H Home 
 ■ A Away 
 N Neutral

Average RPI Win:	160	WON-LOST	WINNING	LAST 10	STRENGTH OF	OPP. STRENGTH	TEAM	ADJ.	CONF.	ADJ CONF.
Average RPI Loss:	0	RECORD	PCT. RANK	GAMES	SCHEDULE	OF SCHEDULE	RPI	RPI	RPI	RPI
DIV. I ONLY	9- 0	1	9- 0	276	9	42	42	22	22	
DIV. I NON-CONF.	9- 0	1	9- 0	276	9	42	42	22	22	
TOTALS	RPI 1-25	RPI 26-50	W-L RECORDS	RPI 51-100	RPI 101-150	RPI 150+				
9- 0	0- 0	1- 0	OVERALL	1- 0	2- 0	5- 0				
5- 0	0- 0	0- 0	HOME	1- 0	2- 0	2- 0				
4- 0	0- 0	1- 0	AWAY	0- 0	0- 0	3- 0				
0- 0	0- 0	0- 0	NEUTRAL	0- 0	0- 0	0- 0				
9- 0	0- 0	1- 0	NON-CONFERENCE	1- 0	2- 0	5- 0				
5- 0	0- 0	0- 0	HOME	1- 0	2- 0	2- 0				
4- 0	0- 0	1- 0	AWAY	0- 0	0- 0	3- 0				
0- 0	0- 0	0- 0	NEUTRAL	0- 0	0- 0	0- 0				
0- 0	0- 0	0- 0	CONFERENCE	0- 0	0- 0	0- 0				
0- 0	0- 0	0- 0	HOME	0- 0	0- 0	0- 0				
0- 0	0- 0	0- 0	AWAY	0- 0	0- 0	0- 0				
0- 0	0- 0	0- 0	NEUTRAL	0- 0	0- 0	0- 0				

RPI 1-25			RPI 26-50			Team's RPI: 42	RPI 51-100			RPI 101+		
RPI	S	Opponent	Score	RPI	S	Opponent	Score	RPI	S	Opponent	Score	RPI
				47	A	Saint Mary's (CA)	74 50	56	H	Washington St.	91 76	113
										H	Pepperdine	69 64
										H	Sacramento St.	79 72
										H	San Francisco	72 55
										A	Seattle U	79 53
										H	Portland St.	79 67
										A	Pacific	90 58
										A	Southern Utah	85 59
LAST 12 Division I GAMES:												
				47	A	Saint Mary's (CA)	74 50	172	A	Seattle U	79 53	
				165	H	San Francisco	72 55	328	A	Southern Utah	85 59	
				139	H	Sacramento St.	79 72	232	A	Pacific	90 58	
								187	H	Portland St.	79 67	
								113	H	Pepperdine	69 64	
								56	H	Washington St.	91 76	

Non-Div I Games:

UC Davis

Average RPI Win:	264	WON-LOST	WINNING	LAST 10	STRENGTH OF	OPP. STRENGTH	TEAM	ADJ.	CONF.	ADJ CONF.
Average RPI Loss:	118	RECORD	PCT. RANK	GAMES	SCHEDULE	OF SCHEDULE	RPI	RPI	RPI	RPI
DIV. I ONLY	5- 5	165	5- 5	204	223	191	191	22	22	
DIV. I NON-CONF.	5- 5	165	5- 5	204	223	191	191	22	22	
TOTALS	RPI 1-25	RPI 26-50	W-L RECORDS	RPI 51-100	RPI 101-150	RPI 150+				
5- 5	0- 1	0- 0	OVERALL	0- 1	1- 2	4- 1				
3- 1	0- 0	0- 0	HOME	0- 1	1- 0	2- 0				
2- 2	0- 1	0- 0	AWAY	0- 0	0- 1	2- 0				
0- 2	0- 0	0- 0	NEUTRAL	0- 0	0- 1	0- 1				
5- 5	0- 1	0- 0	NON-CONFERENCE	0- 1	1- 2	4- 1				
3- 1	0- 0	0- 0	HOME	0- 1	1- 0	2- 0				
2- 2	0- 1	0- 0	AWAY	0- 0	0- 1	2- 0				
0- 2	0- 0	0- 0	NEUTRAL	0- 0	0- 1	0- 1				
0- 0	0- 0	0- 0	CONFERENCE	0- 0	0- 0	0- 0				
0- 0	0- 0	0- 0	HOME	0- 0	0- 0	0- 0				
0- 0	0- 0	0- 0	AWAY	0- 0	0- 0	0- 0				
0- 0	0- 0	0- 0	NEUTRAL	0- 0	0- 0	0- 0				

RPI 1-25			RPI 26-50			RPI 51-100			RPI 101+			Team's RPI: 191
RPI	S	Opponent	Score	RPI	S	Opponent	Score	RPI	S	Opponent	Score	
11	A	New Mexico	61 83					75	H	Idaho St.	72 78	113 H Pepperdine 75 74
								145 A UNLV			54 73	
								149 N Illinois			59 65	
								212 N Wichita St.			53 76	
								215 A San Diego St.			67 65	
								328 A Southern Utah			71 64	
								331 H Utah St.			87 84	
								332 H Portland			63 52	
LAST 12 Division I GAMES:												
215	A	San Diego St.	67 65	75	H	Idaho St.	72 78					
328	A	Southern Utah	71 64	332	H	Portland	63 52					
113	H	Pepperdine	75 74	145	A	UNLV	54 73					
212	N	Wichita St.	53 76	331	H	Utah St.	87 84					
11	A	New Mexico	61 83									
149	N	Illinois	59 65									

Non-Div I Games:

UC Irvine

## UC Riverside

Through Games Of Dec. 10, 2017

Average RPI Win:	238	WON-LOST	WINNING	LAST 10	STRENGTH OF	OPP. STRENGTH	TEAM	ADJ.	CONF.	ADJ CONF.
Average RPI Loss:	93	RECORD	PCT. RANK	GAMES	SCHEDULE	OF SCHEDULE	RPI	RPI	RPI	RPI
DIV. I ONLY	3- 7	244	3- 7	97	123	193	193	22	22	
DIV. I NON-CONF.	3- 7	244	3- 7	97	123	193	193	22	22	
TOTALS	RPI 1-25	RPI 26-50	W-L RECORDS	RPI 51-100	RPI 101-150	RPI 150+				
3- 7	0- 0	0- 4	OVERALL	0- 0	1- 1	2- 2				
1- 2	0- 0	0- 1	HOME	0- 0	0- 0	1- 1				
1- 3	0- 0	0- 3	AWAY	0- 0	0- 0	1- 0				
1- 2	0- 0	0- 0	NEUTRAL	0- 0	1- 1	0- 1				
3- 7	0- 0	0- 4	NON-CONFERENCE	0- 0	1- 1	2- 2				
1- 2	0- 0	0- 1	HOME	0- 0	0- 0	1- 1				
1- 3	0- 0	0- 3	AWAY	0- 0	0- 0	1- 0				
1- 2	0- 0	0- 0	NEUTRAL	0- 0	1- 1	0- 1				
0- 0	0- 0	0- 0	CONFERENCE	0- 0	0- 0	0- 0				
0- 0	0- 0	0- 0	HOME	0- 0	0- 0	0- 0				
0- 0	0- 0	0- 0	AWAY	0- 0	0- 0	0- 0				
0- 0	0- 0	0- 0	NEUTRAL	0- 0	0- 0	0- 0				

RPI 1-25				RPI 26-50				RPI 51-100				RPI 101+				Team's RPI: 193	
RPI	S	Opponent	Score	RPI	S	Opponent	Score	RPI	S	Opponent	Score	RPI	S	Opponent	Score		
				29	H	Southern California	46 64					139	N	Sacramento St.	72 99		
				36	A	Stanford	43 53					145	N	UNLV	95 88		
				38	A	Arizona St.	48 73					153	H	Loyola Marymount	59 67		
				40	A	UCLA	48 68					219	N	SMU	51 73		
												258	A	Fresno St.	68 56		
												311	H	CSU Bakersfield	68 65		
LAST 12 Division I GAMES:																	
				145	N	UNLV	95 88			311	H	CSU Bakersfield	68 65				
				40	A	UCLA	48 68			38	A	Arizona St.	48 73				
				139	N	Sacramento St.	72 99			29	H	Southern California	46 64				
				219	N	SMU	51 73			153	H	Loyola Marymount	59 67				
				258	A	Fresno St.	68 56										
				36	A	Stanford	43 53										

Non-Div I Games:

UC Riverside

■ Loss, 
 ■ Non-Conf, 
 ■ S Site, 
 ■ Home 
 ■ A Away 
 N Neutral

Average RPI Win:	316	WON-LOST	WINNING	LAST 10	STRENGTH OF	OPP. STRENGTH	TEAM	ADJ.	CONF.	ADJ CONF.
Average RPI Loss:	162	RECORD	PCT. RANK	GAMES	SCHEDULE	OF SCHEDULE	RPI	RPI	RPI	RPI
DIV. I ONLY	1- 7	302	1- 7	210	234	287	287	22	22	
DIV. I NON-CONF.	1- 7	302	1- 7	210	234	287	287	22	22	
TOTALS	RPI 1-25	RPI 26-50	W-L RECORDS	RPI 51-100	RPI 101-150	RPI 150+				
1- 7	0- 0	0- 2	OVERALL	0- 0	0- 1	1- 4				
0- 3	0- 0	0- 0	HOME	0- 0	0- 1	0- 2				
1- 3	0- 0	0- 2	AWAY	0- 0	0- 0	1- 1				
0- 1	0- 0	0- 0	NEUTRAL	0- 0	0- 0	0- 1				
1- 7	0- 0	0- 2	NON-CONFERENCE	0- 0	0- 1	1- 4				
0- 3	0- 0	0- 0	HOME	0- 0	0- 1	0- 2				
1- 3	0- 0	0- 2	AWAY	0- 0	0- 0	1- 1				
0- 1	0- 0	0- 0	NEUTRAL	0- 0	0- 0	0- 1				
0- 0	0- 0	0- 0	CONFERENCE	0- 0	0- 0	0- 0				
0- 0	0- 0	0- 0	HOME	0- 0	0- 0	0- 0				
0- 0	0- 0	0- 0	AWAY	0- 0	0- 0	0- 0				
0- 0	0- 0	0- 0	NEUTRAL	0- 0	0- 0	0- 0				

RPI 1-25			RPI 26-50			RPI 51-100			RPI 101+			Team's RPI: 287
RPI	S	Opponent	Score	RPI	S	Opponent	Score	RPI	S	Opponent	Score	
				40	A	UCLA	44 74					
				47	A	Saint Mary's (CA)	59 89					
								144	H	San Diego	58 71	
								172	H	Seattle U	71 77	
								195	N	UAB	54 67	
								258	H	Fresno St.	57 64	
								281	A	Santa Clara	63 68	
								316	A	Northern Ariz.	96 93	
LAST 12 Division I GAMES:												
				47	A	Saint Mary's (CA)	59 89	40	A	UCLA	44 74	
				172	H	Seattle U	71 77	258	H	Fresno St.	57 64	
				281	A	Santa Clara	63 68	144	H	San Diego	58 71	
				316	A	Northern Ariz.	96 93	195	N	UAB	54 67	

Non-Div I Games:

UC Santa Barbara

■ Loss, 
■ Non-Conf, 
■ S Site, 
■ H Home 
■ A Away 
N Neutral

Average RPI Win: 156		WON-LOST	WINNING	LAST 10	STRENGTH OF	OPP. STRENGTH	TEAM	ADJ.	CONF.	ADJ CONF.
Average RPI Loss: 87		RECORD	PCT. RANK	GAMES	SCHEDULE	OF SCHEDULE	RPI	RPI	RPI	RPI
DIV. I ONLY		5- 4	142	5- 4	53	137	82	82	8	8
DIV. I NON-CONF.		5- 4	142	5- 4	53	137	82	82	8	8
<hr/>										
TOTALS	RPI 1-25		RPI 26-50		W-L RECORDS	RPI 51-100	RPI 101-150		RPI 150+	
5- 4	0- 0		0- 1		OVERALL	2- 1	1- 2		2- 0	
3- 2	0- 0		0- 0		HOME	0- 1	1- 1		2- 0	
2- 2	0- 0		0- 1		AWAY	2- 0	0- 1		0- 0	
0- 0	0- 0		0- 0		NEUTRAL	0- 0	0- 0		0- 0	
5- 4	0- 0		0- 1		NON-CONFERENCE	2- 1	1- 2		2- 0	
3- 2	0- 0		0- 0		HOME	0- 1	1- 1		2- 0	
2- 2	0- 0		0- 1		AWAY	2- 0	0- 1		0- 0	
0- 0	0- 0		0- 0		NEUTRAL	0- 0	0- 0		0- 0	
0- 0	0- 0		0- 0		CONFERENCE	0- 0	0- 0		0- 0	
0- 0	0- 0		0- 0		HOME	0- 0	0- 0		0- 0	
0- 0	0- 0		0- 0		AWAY	0- 0	0- 0		0- 0	
0- 0	0- 0		0- 0		NEUTRAL	0- 0	0- 0		0- 0	

RPI 1-25				RPI 26-50				RPI 51-100				Team's RPI: 82				RPI 101+			
RPI	S	Opponent	Score	RPI	S	Opponent	Score	RPI	S	Opponent	Score	RPI	S	Opponent	Score	RPI	S	Opponent	Score
				43	A	Virginia Tech	69 86					64	H	Elon	57 71	102	H	Mercer	64 73
												74	A	Chattanooga	58 57	116	H	IUPUI	63 59
												97	A	Gardner-Webb	65 30	140	A	Samford	51 58
																174	H	UNI	53 43
																318	H	Ga. Southern	62 38
LAST 12 Division I GAMES:																			
				318	H	Ga. Southern	62 38					174	H	UNI	53 43				
				140	A	Samford	51 58					116	H	IUPUI	63 59				
				102	H	Mercer	64 73					64	H	Elon	57 71				
												43	A	Virginia Tech	69 86				
												97	A	Gardner-Webb	65 30				
												74	A	Chattanooga	58 57				

Non-Div I Games:

UCF

Average RPI Win:	160	WON-LOST	WINNING	LAST 10	STRENGTH OF	OPP. STRENGTH	TEAM	ADJ.	CONF.	ADJ CONF.
Average RPI Loss:	26	RECORD	PCT. RANK	GAMES	SCHEDULE	OF SCHEDULE	RPI	RPI	RPI	RPI
DIV. I ONLY	7- 2	48	7- 2	67	29	40	40	4	4	
DIV. I NON-CONF.	7- 2	48	7- 2	67	29	40	40	4	4	
TOTALS	RPI 1-25	RPI 26-50	W-L RECORDS	RPI 51-100	RPI 101-150	RPI 150+				
7- 2	2- 1	0- 1	OVERALL	1- 0	0- 0	4- 0				
5- 1	1- 1	0- 0	HOME	0- 0	0- 0	4- 0				
0- 1	0- 0	0- 1	AWAY	0- 0	0- 0	0- 0				
2- 0	1- 0	0- 0	NEUTRAL	1- 0	0- 0	0- 0				
7- 2	2- 1	0- 1	NON-CONFERENCE	1- 0	0- 0	4- 0				
5- 1	1- 1	0- 0	HOME	0- 0	0- 0	4- 0				
0- 1	0- 0	0- 1	AWAY	0- 0	0- 0	0- 0				
2- 0	1- 0	0- 0	NEUTRAL	1- 0	0- 0	0- 0				
0- 0	0- 0	0- 0	CONFERENCE	0- 0	0- 0	0- 0				
0- 0	0- 0	0- 0	HOME	0- 0	0- 0	0- 0				
0- 0	0- 0	0- 0	AWAY	0- 0	0- 0	0- 0				
0- 0	0- 0	0- 0	NEUTRAL	0- 0	0- 0	0- 0				

RPI 1-25				RPI 26-50				Team's RPI: 40				RPI 51-100				RPI 101+			
RPI	S	Opponent	Score	RPI	S	Opponent	Score	RPI	S	Opponent	Score	RPI	S	Opponent	Score	RPI	S	Opponent	Score
1	H	UConn	60 78	50	A	Oklahoma St.	72 87	67	N	Creighton	72 63	193	H	UC Riverside	68 48				
18	N	Kansas St.	64 55									220	H	Presbyterian	76 40				
20	H	Baylor	82 68									287	H	UC Santa Barbara	74 44				
												317	H	San Jose St.	129 69				
LAST 12 Division I GAMES:																			
50	A	Oklahoma St.	72 87	1	H	UConn	60 78												
287	H	UC Santa Barbara	74 44	20	H	Baylor	82 68												
193	H	UC Riverside	68 48	220	H	Presbyterian	76 40												
67	N	Creighton	72 63	317	H	San Jose St.	129 69												
18	N	Kansas St.	64 55																

Non-Div I Games:

UCLA

Average RPI Win:	54	WON-LOST	WINNING	LAST 10	STRENGTH OF	OPP. STRENGTH	TEAM	ADJ.	CONF.	ADJ CONF.
Average RPI Loss:	0	RECORD	PCT. RANK	GAMES	SCHEDULE	OF SCHEDULE	RPI	RPI	RPI	RPI
DIV. I ONLY	8- 0	1	8- 0	1	5	1	1	8	8	
DIV. I NON-CONF.	8- 0	1	8- 0	1	5	1	1	8	8	
TOTALS	RPI 1-25	RPI 26-50	W-L RECORDS	RPI 51-100	RPI 101-150	RPI 150+				
8- 0	2- 0	3- 0	OVERALL	1- 0	2- 0	0- 0				
3- 0	2- 0	1- 0	HOME	0- 0	0- 0	0- 0				
3- 0	0- 0	1- 0	AWAY	0- 0	2- 0	0- 0				
2- 0	0- 0	1- 0	NEUTRAL	1- 0	0- 0	0- 0				
8- 0	2- 0	3- 0	NON-CONFERENCE	1- 0	2- 0	0- 0				
3- 0	2- 0	1- 0	HOME	0- 0	0- 0	0- 0				
3- 0	0- 0	1- 0	AWAY	0- 0	2- 0	0- 0				
2- 0	0- 0	1- 0	NEUTRAL	1- 0	0- 0	0- 0				
0- 0	0- 0	0- 0	CONFERENCE	0- 0	0- 0	0- 0				
0- 0	0- 0	0- 0	HOME	0- 0	0- 0	0- 0				
0- 0	0- 0	0- 0	AWAY	0- 0	0- 0	0- 0				
0- 0	0- 0	0- 0	NEUTRAL	0- 0	0- 0	0- 0				

RPI 1-25				RPI 26-50				RPI 51-100				RPI 101+			
RPI	S	Opponent	Score	RPI	S	Opponent	Score	RPI	S	Opponent	Score	RPI	S	Opponent	Score
2	H	Notre Dame	80 71	36	N	Stanford	78 53	70	N	Michigan St.	96 62	106	A	Nevada	88 57
16	H	California	82 47	37	H	Maryland	97 72					125	A	DePaul	103 69
				40	A	UCLA	78 60								
LAST 12 Division I GAMES:															
				106	A	Nevada	88 57	125	A	DePaul	103 69				
				70	N	Michigan St.	96 62	2	H	Notre Dame	80 71				
				40	A	UCLA	78 60								
				37	H	Maryland	97 72								
				16	H	California	82 47								
				36	N	Stanford	78 53								

Non-Div I Games:

UConn



RPI 1-25				RPI 26-50				RPI 51-100				RPI 101+				Team's RPI: 342	
RPI	S	Opponent	Score	RPI	S	Opponent	Score	RPI	S	Opponent	Score	RPI	S	Opponent	Score		
												112	H	American	48	61	
												148	A	Fordham	46	55	
												178	H	Columbia	44	60	
												196	N	North Dakota St.	53	67	
												203	N	St. Bonaventure	54	63	
												213	H	LIU Brooklyn	52	66	
												214	A	Hofstra	55	71	
												266	H	Denver	48	70	
												282	A	Towson	64	95	
LAST 12 Division I GAMES:																	
				213	H	LIU Brooklyn	52	66	266	H	Denver	48	70				
				214	A	Hofstra	55	71	178	H	Columbia	44	60				
				148	A	Fordham	46	55	112	H	American	48	61				
									196	N	North Dakota St.	53	67				
									203	N	St. Bonaventure	54	63				
									282	A	Towson	64	95				

UMBC

Page 305

Average RPI Win:	0	WON-LOST	WINNING	LAST 10	STRENGTH OF	OPP. STRENGTH	TEAM	ADJ.	CONF.	ADJ CONF.
Average RPI Loss:	85	RECORD	PCT. RANK	GAMES	SCHEDULE	OF SCHEDULE	RPI	RPI	RPI	RPI
DIV. I ONLY	0- 6	328	0- 6	3	215	183	183	32	32	
DIV. I NON-CONF.	0- 6	328	0- 6	3	215	183	183	32	32	
TOTALS	RPI 1-25	RPI 26-50	W-L RECORDS	RPI 51-100	RPI 101-150	RPI 150+				
0- 6	0- 2	0- 1	OVERALL	0- 2	0- 0	0- 1				
0- 0	0- 0	0- 0	HOME	0- 0	0- 0	0- 0				
0- 5	0- 2	0- 1	AWAY	0- 2	0- 0	0- 0				
0- 1	0- 0	0- 0	NEUTRAL	0- 0	0- 0	0- 1				
0- 6	0- 2	0- 1	NON-CONFERENCE	0- 2	0- 0	0- 1				
0- 0	0- 0	0- 0	HOME	0- 0	0- 0	0- 0				
0- 5	0- 2	0- 1	AWAY	0- 2	0- 0	0- 0				
0- 1	0- 0	0- 0	NEUTRAL	0- 0	0- 0	0- 1				
0- 0	0- 0	0- 0	CONFERENCE	0- 0	0- 0	0- 0				
0- 0	0- 0	0- 0	HOME	0- 0	0- 0	0- 0				
0- 0	0- 0	0- 0	AWAY	0- 0	0- 0	0- 0				
0- 0	0- 0	0- 0	NEUTRAL	0- 0	0- 0	0- 0				

RPI 1-25				RPI 26-50				RPI 51-100				RPI 101+ Team's RPI: 183			
RPI	S	Opponent	Score	RPI	S	Opponent	Score	RPI	S	Opponent	Score	RPI	S	Opponent	Score
16	A	Buffalo	41 76	43	A	Virginia Tech	52 90	73	A	George Mason	68 82	262	N	Binghamton	51 68
23	A	Syracuse	45 68					95	A	Wake Forest	50 92				
LAST 12 Division I GAMES:															
95	A	Wake Forest	50 92	262	N	Binghamton	51 68								
43	A	Virginia Tech	52 90	23	A	Syracuse	45 68								
73	A	George Mason	68 82	16	A	Buffalo	41 76								

Non-Div I Games: Alas. Anchorage 59 69 Valley Forge 92 38

UMES

Loss, Non-Conf, S Site, H Home A Away N Neutral

Average RPI Win:	0	WON-LOST	WINNING	LAST 10	STRENGTH OF	OPP. STRENGTH	TEAM	ADJ.	CONF.	ADJ CONF.
Average RPI Loss:	185	RECORD	PCT. RANK	GAMES	SCHEDULE	OF SCHEDULE	RPI	RPI	RPI	RPI
DIV. I ONLY	0- 8	328	0- 8	145	293	309	309	30	30	
DIV. I NON-CONF.	0- 8	328	0- 8	145	293	309	309	30	30	
TOTALS	RPI 1-25	RPI 26-50	W-L RECORDS	RPI 51-100	RPI 101-150	RPI 150+				
0- 8	0- 0	0- 0	OVERALL	0- 2	0- 1	0- 5				
0- 1	0- 0	0- 0	HOME	0- 0	0- 0	0- 1				
0- 7	0- 0	0- 0	AWAY	0- 2	0- 1	0- 4				
0- 0	0- 0	0- 0	NEUTRAL	0- 0	0- 0	0- 0				
0- 8	0- 0	0- 0	NON-CONFERENCE	0- 2	0- 1	0- 5				
0- 1	0- 0	0- 0	HOME	0- 0	0- 0	0- 1				
0- 7	0- 0	0- 0	AWAY	0- 2	0- 1	0- 4				
0- 0	0- 0	0- 0	NEUTRAL	0- 0	0- 0	0- 0				
0- 0	0- 0	0- 0	CONFERENCE	0- 0	0- 0	0- 0				
0- 0	0- 0	0- 0	HOME	0- 0	0- 0	0- 0				
0- 0	0- 0	0- 0	AWAY	0- 0	0- 0	0- 0				
0- 0	0- 0	0- 0	NEUTRAL	0- 0	0- 0	0- 0				

RPI 1-25				RPI 26-50				RPI 51-100				RPI 101+				Team's RPI: 309	
RPI	S	Opponent	Score	RPI	S	Opponent	Score	RPI	S	Opponent	Score	RPI	S	Opponent	Score		
								53	A	Kansas	48	63	136	A	Western Ill.	71	90
								91	A	Nebraska	60	80	212	A	Wichita St.	63	72
														H	Oral Roberts	73	76
														A	Tulsa	52	76
														A	Iowa St.	45	61
														A	Illinois St.	53	64
LAST 12 Division I GAMES:																	
				269	A	Illinois St.	53	64		212	A	Wichita St.	63	72			
				244	A	Iowa St.	45	61		234	H	Oral Roberts	73	76			
				239	A	Tulsa	52	76		53	A	Kansas	48	63			
				91	A	Nebraska	60	80									
				136	A	Western Ill.	71	90									

Non-Div I Games: Lincoln (MO) 98 41

UMKC

■ Loss, 
 ■ Non-Conf, 
 ■ S Site, 
 ■ H Home 
 ■ A Away 
 N Neutral

Average RPI Win: 232		WON-LOST	WINNING	LAST 10	STRENGTH OF	OPP. STRENGTH	TEAM	ADJ.	CONF.	ADJ CONF.
Average RPI Loss: 253		RECORD	PCT. RANK	GAMES	SCHEDULE	OF SCHEDULE	RPI	RPI	RPI	RPI
DIV. I ONLY		2- 7	273	2- 7	342	328	343	343	24	24
DIV. I NON-CONF.		2- 7	273	2- 7	342	328	343	343	24	24
TOTALS		RPI 1-25	RPI 26-50	W-L RECORDS	RPI 51-100	RPI 101-150	RPI 150+			
2- 7	0- 0		0- 0	OVERALL	0- 0	0- 1	2- 6			
1- 1	0- 0		0- 0	HOME	0- 0	0- 0	1- 1			
1- 6	0- 0		0- 0	AWAY	0- 0	0- 1	1- 5			
0- 0	0- 0		0- 0	NEUTRAL	0- 0	0- 0	0- 0			
2- 7	0- 0		0- 0	NON-CONFERENCE	0- 0	0- 1	2- 6			
1- 1	0- 0		0- 0	HOME	0- 0	0- 0	1- 1			
1- 6	0- 0		0- 0	AWAY	0- 0	0- 1	1- 5			
0- 0	0- 0		0- 0	NEUTRAL	0- 0	0- 0	0- 0			
0- 0	0- 0		0- 0	CONFERENCE	0- 0	0- 0	0- 0			
0- 0	0- 0		0- 0	HOME	0- 0	0- 0	0- 0			
0- 0	0- 0		0- 0	AWAY	0- 0	0- 0	0- 0			
0- 0	0- 0		0- 0	NEUTRAL	0- 0	0- 0	0- 0			

RPI 1-25				RPI 26-50				RPI 51-100				RPI 101+				Team's RPI: 343	
RPI	S	Opponent	Score	RPI	S	Opponent	Score	RPI	S	Opponent	Score	RPI	S	Opponent	Score		
												146	A	Colgate	64	84	
												178	H	Columbia	77	70	
												207	A	Fairleigh Dickinson	51	60	
												235	A	Fairfield	67	78	
												238	A	Texas Tech	65	93	
												272	H	Holy Cross	56	84	
												285	A	Saint Peter's	66	60	
												327	A	Rhode Island	64	81	
												348	A	Longwood	82	84	
LAST 12 Division I GAMES:																	
				207	A	Fairleigh Dickinson	51	60	285	A	Saint Peter's	66	60				
				272	H	Holy Cross	56	84	146	A	Colgate	64	84				
				327	A	Rhode Island	64	81	235	A	Fairfield	67	78				
									238	A	Texas Tech	65	93				
									348	A	Longwood	82	84				
									178	H	Columbia	77	70				

Non-Div I Games:	Fisher	102	47
------------------	--------	-----	----

UMass Lowell

■ Loss, ■ Non-Conf, S Site, H Home A Away N Neutral

UNC Asheville

Through Games Of Dec. 10, 2017

Average RPI Win:	0	WON-LOST	WINNING	LAST 10	STRENGTH OF	OPP. STRENGTH	TEAM	ADJ.	CONF.	ADJ CONF.
Average RPI Loss:	171	RECORD	PCT. RANK	GAMES	SCHEDULE	OF SCHEDULE	RPI	RPI	RPI	RPI
DIV. I ONLY	0- 7	328	0- 7	249	237	340	340	31	31	
DIV. I NON-CONF.	0- 7	328	0- 7	249	237	340	340	31	31	
TOTALS	RPI 1-25	RPI 26-50	W-L RECORDS	RPI 51-100	RPI 101-150	RPI 150+				
0- 7	0- 0	0- 0	OVERALL	0- 1	0- 2	0- 4				
0- 3	0- 0	0- 0	HOME	0- 0	0- 2	0- 1				
0- 4	0- 0	0- 0	AWAY	0- 1	0- 0	0- 3				
0- 0	0- 0	0- 0	NEUTRAL	0- 0	0- 0	0- 0				
0- 7	0- 0	0- 0	NON-CONFERENCE	0- 1	0- 2	0- 4				
0- 3	0- 0	0- 0	HOME	0- 0	0- 2	0- 1				
0- 4	0- 0	0- 0	AWAY	0- 1	0- 0	0- 3				
0- 0	0- 0	0- 0	NEUTRAL	0- 0	0- 0	0- 0				
0- 0	0- 0	0- 0	CONFERENCE	0- 0	0- 0	0- 0				
0- 0	0- 0	0- 0	HOME	0- 0	0- 0	0- 0				
0- 0	0- 0	0- 0	AWAY	0- 0	0- 0	0- 0				
0- 0	0- 0	0- 0	NEUTRAL	0- 0	0- 0	0- 0				

RPI S	Opponent	Score	RPI S	Opponent	Score	RPI S	Opponent	Score	RPI S	Opponent	Score	Team's RPI: 340
						54 A	NC State	55 87	102 H	Mercer	56 67	
									119 H	Middle Tenn.	57 72	
									180 H	Charlotte	47 51	
									190 A	Davidson	50 58	
									227 A	Wofford	68 70	
									326 A	Western Caro.	52 62	
LAST 12 Division I GAMES:												
102 H	Mercer	56 67	180 H	Charlotte	47 51							
227 A	Wofford	68 70	54 A	NC State	55 87							
119 H	Middle Tenn.	57 72	326 A	Western Caro.	52 62							
190 A	Davidson	50 58										

Non-Div I Games: Warren Wilson 100 53

UNC Asheville

Loss, Non-Conf, S Site, H Home A Away N Neutral

Average RPI Win:	329	WON-LOST	WINNING	LAST 10	STRENGTH OF	OPP. STRENGTH	TEAM	ADJ.	CONF.	ADJ CONF.
Average RPI Loss:	172	RECORD	PCT. RANK	GAMES	SCHEDULE	OF SCHEDULE	RPI	RPI	RPI	RPI
DIV. I ONLY	2- 5	248	2- 5	263	307	278	278	11	11	
DIV. I NON-CONF.	2- 5	248	2- 5	263	307	278	278	11	11	
TOTALS	RPI 1-25	RPI 26-50	W-L RECORDS	RPI 51-100	RPI 101-150	RPI 150+				
2- 5	0- 0	0- 0	OVERALL	0- 1	0- 0	2- 4				
1- 1	0- 0	0- 0	HOME	0- 0	0- 0	1- 1				
1- 4	0- 0	0- 0	AWAY	0- 1	0- 0	1- 3				
0- 0	0- 0	0- 0	NEUTRAL	0- 0	0- 0	0- 0				
2- 5	0- 0	0- 0	NON-CONFERENCE	0- 1	0- 0	2- 4				
1- 1	0- 0	0- 0	HOME	0- 0	0- 0	1- 1				
1- 4	0- 0	0- 0	AWAY	0- 1	0- 0	1- 3				
0- 0	0- 0	0- 0	NEUTRAL	0- 0	0- 0	0- 0				
0- 0	0- 0	0- 0	CONFERENCE	0- 0	0- 0	0- 0				
0- 0	0- 0	0- 0	HOME	0- 0	0- 0	0- 0				
0- 0	0- 0	0- 0	AWAY	0- 0	0- 0	0- 0				
0- 0	0- 0	0- 0	NEUTRAL	0- 0	0- 0	0- 0				

RPI 1-25				RPI 26-50				RPI 51-100				RPI 101+				Team's RPI: 278	
RPI	S	Opponent	Score	RPI	S	Opponent	Score	RPI	S	Opponent	Score	RPI	S	Opponent	Score		
								51	A	Duke	54	85	152	A	Virginia	50	68
													158	H	Campbell	61	72
													241	A	Radford	53	56
													260	A	Eastern Ky.	59	70
													312	A	Coastal Caro.	60	54
													346	H	VCU	74	61
LAST 12 Division I GAMES:																	
				158	H	Campbell	61	72	51	A	Duke	54	85				
				346	H	VCU	74	61	152	A	Virginia	50	68				
				260	A	Eastern Ky.	59	70	241	A	Radford	53	56				
				312	A	Coastal Caro.	60	54									

Non-Div I Games: Greensboro 82 34 Southern Wesleyan 96 35

UNCG

Loss, Non-Conf, S Site, H Home A Away N Neutral

Average RPI Win:	314	WON-LOST	WINNING	LAST 10	STRENGTH OF	OPP. STRENGTH	TEAM	ADJ.	CONF.	ADJ CONF.
Average RPI Loss:	160	RECORD	PCT. RANK	GAMES	SCHEDULE	OF SCHEDULE	RPI	RPI	RPI	RPI
DIV. I ONLY	3- 4	205	3- 4	232	314	246	246	10	10	
DIV. I NON-CONF.	3- 4	205	3- 4	232	314	246	246	10	10	
TOTALS	RPI 1-25	RPI 26-50	W-L RECORDS	RPI 51-100	RPI 101-150	RPI 150+				
3- 4	0- 0	0- 0	OVERALL	0- 1	0- 2	3- 1				
3- 0	0- 0	0- 0	HOME	0- 0	0- 0	3- 0				
0- 4	0- 0	0- 0	AWAY	0- 1	0- 2	0- 1				
0- 0	0- 0	0- 0	NEUTRAL	0- 0	0- 0	0- 0				
3- 4	0- 0	0- 0	NON-CONFERENCE	0- 1	0- 2	3- 1				
3- 0	0- 0	0- 0	HOME	0- 0	0- 0	3- 0				
0- 4	0- 0	0- 0	AWAY	0- 1	0- 2	0- 1				
0- 0	0- 0	0- 0	NEUTRAL	0- 0	0- 0	0- 0				
0- 0	0- 0	0- 0	CONFERENCE	0- 0	0- 0	0- 0				
0- 0	0- 0	0- 0	HOME	0- 0	0- 0	0- 0				
0- 0	0- 0	0- 0	AWAY	0- 0	0- 0	0- 0				
0- 0	0- 0	0- 0	NEUTRAL	0- 0	0- 0	0- 0				

RPI 1-25				RPI 26-50				RPI 51-100				RPI 101+				Team's RPI: 246	
RPI	S	Opponent	Score	RPI	S	Opponent	Score	RPI	S	Opponent	Score	RPI	S	Opponent	Score		
								89	A	North Carolina	60	86	109	A	Furman	71	76
												131	A	Pittsburgh	55	74	
												256	H	East Carolina	66	62	
												312	A	Coastal Caro.	41	57	
												341	H	N.C. Central	89	63	
												346	H	VCU	83	67	
LAST 12 Division I GAMES:																	
				131	A	Pittsburgh	55	74	346	H	VCU	83	67				
				341	H	N.C. Central	89	63	109	A	Furman	71	76				
									89	A	North Carolina	60	86				
									312	A	Coastal Caro.	41	57				
									256	H	East Carolina	66	62				

Non-Div I Games: Catawba 74 59 UNC Pembroke 73 64

UNCW

Loss, Non-Conf, S Site, H Home A Away N Neutral

Average RPI Win:	188	WON-LOST	WINNING	LAST 10	STRENGTH OF	OPP. STRENGTH	TEAM	ADJ.	CONF.	ADJ CONF.
Average RPI Loss:	88	RECORD	PCT. RANK	GAMES	SCHEDULE	OF SCHEDULE	RPI	RPI	RPI	RPI
DIV. I ONLY	2- 6	261	2- 6	42	189	174	174	28	28	
DIV. I NON-CONF.	2- 6	261	2- 6	42	189	174	174	28	28	
TOTALS	RPI 1-25	RPI 26-50	W-L RECORDS	RPI 51-100	RPI 101-150	RPI 150+				
2- 6	0- 0	0- 1	OVERALL	0- 3	1- 1	1- 1				
1- 1	0- 0	0- 0	HOME	0- 0	0- 1	1- 0				
0- 5	0- 0	0- 1	AWAY	0- 3	0- 0	0- 1				
1- 0	0- 0	0- 0	NEUTRAL	0- 0	1- 0	0- 0				
2- 6	0- 0	0- 1	NON-CONFERENCE	0- 3	1- 1	1- 1				
1- 1	0- 0	0- 0	HOME	0- 0	0- 1	1- 0				
0- 5	0- 0	0- 1	AWAY	0- 3	0- 0	0- 1				
1- 0	0- 0	0- 0	NEUTRAL	0- 0	1- 0	0- 0				
0- 0	0- 0	0- 0	CONFERENCE	0- 0	0- 0	0- 0				
0- 0	0- 0	0- 0	HOME	0- 0	0- 0	0- 0				
0- 0	0- 0	0- 0	AWAY	0- 0	0- 0	0- 0				
0- 0	0- 0	0- 0	NEUTRAL	0- 0	0- 0	0- 0				

RPI S	Opponent	Score	RPI S	Opponent	Score	RPI S	Opponent	Score	RPI S	Opponent	Score	Team's RPI: 174
28	A South Dakota St.	47 57	67	A Creighton	78 89	116	H IUPUI	48 54				
			72	A North Dakota	72 80	132	N Wyoming	55 40				
			82	A UCF	43 53	163	A Omaha	74 78				
						244	H Iowa St.	57 53				
LAST 12 Division I GAMES:												
72	A North Dakota	72 80	163	A Omaha	74 78							
28	A South Dakota St.	47 57	116	H IUPUI	48 54							
82	A UCF	43 53										
132	N Wyoming	55 40										
67	A Creighton	78 89										
244	H Iowa St.	57 53										

Non-Div I Games: Wis.-Parkside 92 62

UNI



Average RPI Win:	206	WON-LOST	WINNING	LAST 10	STRENGTH OF	OPP. STRENGTH	TEAM	ADJ.	CONF.	ADJ CONF.
Average RPI Loss:	89	RECORD	PCT. RANK	GAMES	SCHEDULE	OF SCHEDULE	RPI	RPI	RPI	RPI
DIV. I ONLY	5- 3	103	5- 3	152	180	145	145	20	20	
DIV. I NON-CONF.	5- 3	103	5- 3	152	180	145	145	20	20	
TOTALS	RPI 1-25	RPI 26-50	W-L RECORDS	RPI 51-100	RPI 101-150	RPI 150+				
5- 3	0- 1	0- 0	OVERALL	0- 1	1- 0	4- 1				
4- 1	0- 0	0- 0	HOME	0- 1	0- 0	4- 0				
1- 0	0- 0	0- 0	AWAY	0- 0	1- 0	0- 0				
0- 2	0- 1	0- 0	NEUTRAL	0- 0	0- 0	0- 1				
5- 3	0- 1	0- 0	NON-CONFERENCE	0- 1	1- 0	4- 1				
4- 1	0- 0	0- 0	HOME	0- 1	0- 0	4- 0				
1- 0	0- 0	0- 0	AWAY	0- 0	1- 0	0- 0				
0- 2	0- 1	0- 0	NEUTRAL	0- 0	0- 0	0- 1				
0- 0	0- 0	0- 0	CONFERENCE	0- 0	0- 0	0- 0				
0- 0	0- 0	0- 0	HOME	0- 0	0- 0	0- 0				
0- 0	0- 0	0- 0	AWAY	0- 0	0- 0	0- 0				
0- 0	0- 0	0- 0	NEUTRAL	0- 0	0- 0	0- 0				

RPI 1-25			RPI 26-50			RPI 51-100			RPI 101+			Team's RPI: 145
RPI	S	Opponent	Score	RPI	S	Opponent	Score	RPI	S	Opponent	Score	
16	N	Buffalo	53 80					59	H	Minnesota	72 79	
								137	A	Gonzaga	52 50	
								187	H	Portland St.	88 80	
								191	H	UC Irvine	73 54	
								193	N	UC Riverside	88 95	
								214	H	Hofstra	68 52	
								302	H	Grand Canyon	76 47	
LAST 12 Division I GAMES:												
302	H	Grand Canyon	76 47	137	A	Gonzaga	52 50					
191	H	UC Irvine	73 54	16	N	Buffalo	53 80					
187	H	Portland St.	88 80	193	N	UC Riverside	88 95					
				59	H	Minnesota	72 79					
				214	H	Hofstra	68 52					

Non-Div I Games:

UNLV

Average RPI Win:	325	WON-LOST	WINNING	LAST 10	STRENGTH OF	OPP. STRENGTH	TEAM	ADJ.	CONF.	ADJ CONF.
Average RPI Loss:	139	RECORD	PCT. RANK	GAMES	SCHEDULE	OF SCHEDULE	RPI	RPI	RPI	RPI
DIV. I ONLY	1- 8	316	1- 7	133	290	286	286	16	16	
DIV. I NON-CONF.	1- 8	316	1- 8	133	290	286	286	16	16	
TOTALS	RPI 1-25	RPI 26-50	W-L RECORDS	RPI 51-100	RPI 101-150	RPI 150+				
1- 8	0- 0	0- 1	OVERALL	0- 2	0- 1	1- 4				
1- 3	0- 0	0- 0	HOME	0- 0	0- 1	1- 2				
0- 5	0- 0	0- 1	AWAY	0- 2	0- 0	0- 2				
0- 0	0- 0	0- 0	NEUTRAL	0- 0	0- 0	0- 0				
1- 8	0- 0	0- 1	NON-CONFERENCE	0- 2	0- 1	1- 4				
1- 3	0- 0	0- 0	HOME	0- 0	0- 1	1- 2				
0- 5	0- 0	0- 1	AWAY	0- 2	0- 0	0- 2				
0- 0	0- 0	0- 0	NEUTRAL	0- 0	0- 0	0- 0				
0- 0	0- 0	0- 0	CONFERENCE	0- 0	0- 0	0- 0				
0- 0	0- 0	0- 0	HOME	0- 0	0- 0	0- 0				
0- 0	0- 0	0- 0	AWAY	0- 0	0- 0	0- 0				
0- 0	0- 0	0- 0	NEUTRAL	0- 0	0- 0	0- 0				

RPI 1-25				RPI 26-50				RPI 51-100				RPI 101+				Team's RPI: 286	
RPI	S	Opponent	Score	RPI	S	Opponent	Score	RPI	S	Opponent	Score	RPI	S	Opponent	Score		
				43	A	Virginia Tech	56 87	68	A	William & Mary	63 83	109	H	Furman	59 80		
								97	A	Gardner-Webb	39 60	158	A	Campbell	49 69		
												163	H	Omaha	66 69		
												220	H	Presbyterian	69 83		
												256	A	East Carolina	53 66		
												325	H	South Carolina St.	63 44		
LAST 12 Division I GAMES:																	
				325	H	South Carolina St.	63 44	97	A	Gardner-Webb	39 60						
				68	A	William & Mary	63 83	163	H	Omaha	66 69						
				109	H	Furman	59 80	158	A	Campbell	49 69						
								43	A	Virginia Tech	56 87						
								220	H	Presbyterian	69 83						
								256	A	East Carolina	53 66						

Non-Div I Games: Converse 71 51 Bob Jones 79 45

USC Upstate

Loss, Non-Conf, S Site, H Home A Away N Neutral

Average RPI Win:	244	WON-LOST	WINNING	LAST 10	STRENGTH OF	OPP. STRENGTH	TEAM	ADJ.	CONF.	ADJ CONF.
Average RPI Loss:	33	RECORD	PCT. RANK	GAMES	SCHEDULE	OF SCHEDULE	RPI	RPI	RPI	RPI
DIV. I ONLY	5- 4	142	5- 4	110	109	108	108	23	23	
DIV. I NON-CONF.	5- 4	142	5- 4	110	109	108	108	23	23	
TOTALS	RPI 1-25	RPI 26-50	W-L RECORDS	RPI 51-100	RPI 101-150	RPI 150+				
5- 4	0- 1	0- 3	OVERALL	0- 0	0- 0	5- 0				
4- 1	0- 0	0- 1	HOME	0- 0	0- 0	4- 0				
1- 3	0- 1	0- 2	AWAY	0- 0	0- 0	1- 0				
0- 0	0- 0	0- 0	NEUTRAL	0- 0	0- 0	0- 0				
5- 4	0- 1	0- 3	NON-CONFERENCE	0- 0	0- 0	5- 0				
4- 1	0- 0	0- 1	HOME	0- 0	0- 0	4- 0				
1- 3	0- 1	0- 2	AWAY	0- 0	0- 0	1- 0				
0- 0	0- 0	0- 0	NEUTRAL	0- 0	0- 0	0- 0				
0- 0	0- 0	0- 0	CONFERENCE	0- 0	0- 0	0- 0				
0- 0	0- 0	0- 0	HOME	0- 0	0- 0	0- 0				
0- 0	0- 0	0- 0	AWAY	0- 0	0- 0	0- 0				
0- 0	0- 0	0- 0	NEUTRAL	0- 0	0- 0	0- 0				

RPI 1-25			RPI 26-50			RPI 51-100			RPI 101+			Team's RPI: 108
RPI	S	Opponent	Score	RPI	S	Opponent	Score	RPI	S	Opponent	Score	
18	A	Kansas St.	56 70	34	H	Houston	58 62		219	H	SMU	58 55
				35	A	Utah	41 71		234	H	Oral Roberts	70 46
				45	A	Georgia Tech	52 80		242	A	UTSA	69 68
									258	H	Fresno St.	67 54
									265	H	Incarnate Word	61 48
LAST 12 Division I GAMES:												
45	A	Georgia Tech	52 80	242	A	UTSA	69 68					
18	A	Kansas St.	56 70	234	H	Oral Roberts	70 46					
34	H	Houston	58 62	265	H	Incarnate Word	61 48					
35	A	Utah	41 71									
258	H	Fresno St.	67 54									
219	H	SMU	58 55									

Non-Div I Games:

UT Arlington

Average RPI Win:	312	WON-LOST	WINNING	LAST 10	STRENGTH OF	OPP. STRENGTH	TEAM	ADJ.	CONF.	ADJ CONF.
Average RPI Loss:	98	RECORD	PCT. RANK	GAMES	SCHEDULE	OF SCHEDULE	RPI	RPI	RPI	RPI
DIV. I ONLY	2- 5	248	2- 5	170	154	248	248	25	25	
DIV. I NON-CONF.	2- 5	248	2- 5	170	154	248	248	25	25	
TOTALS	RPI 1-25	RPI 26-50	W-L RECORDS	RPI 51-100	RPI 101-150	RPI 150+				
2- 5	0- 1	0- 0	OVERALL	0- 2	0- 1	2- 1				
2- 1	0- 0	0- 0	HOME	0- 0	0- 1	2- 0				
0- 4	0- 1	0- 0	AWAY	0- 2	0- 0	0- 1				
0- 0	0- 0	0- 0	NEUTRAL	0- 0	0- 0	0- 0				
2- 5	0- 1	0- 0	NON-CONFERENCE	0- 2	0- 1	2- 1				
2- 1	0- 0	0- 0	HOME	0- 0	0- 1	2- 0				
0- 4	0- 1	0- 0	AWAY	0- 2	0- 0	0- 1				
0- 0	0- 0	0- 0	NEUTRAL	0- 0	0- 0	0- 0				
0- 0	0- 0	0- 0	CONFERENCE	0- 0	0- 0	0- 0				
0- 0	0- 0	0- 0	HOME	0- 0	0- 0	0- 0				
0- 0	0- 0	0- 0	AWAY	0- 0	0- 0	0- 0				
0- 0	0- 0	0- 0	NEUTRAL	0- 0	0- 0	0- 0				

RPI 1-25				RPI 26-50				RPI 51-100				RPI 101+ Team's RPI: 248			
RPI	S	Opponent	Score	RPI	S	Opponent	Score	RPI	S	Opponent	Score	RPI	S	Opponent	Score
3	A	Louisville	56 91					74	A	Chattanooga	82 87	115	H	Northwestern	63 71
								93	A	Arkansas St.	73 84	204	A	Southern Ill.	72 84
												297	H	N.C. A&T	76 63
												326	H	Western Caro.	62 54
LAST 12 Division I GAMES:															
326	H	Western Caro.	62 54	3	A	Louisville	56 91	74	A	Chattanooga	82 87				
93	A	Arkansas St.	73 84												
115	H	Northwestern	63 71	297	H	N.C. A&T	76 63								
204	A	Southern Ill.	72 84												

Non-Div I Games: Rhodes 90 49 Ala.-Huntsville 104 73

UT Martin

Average RPI Win:	213	WON-LOST	WINNING	LAST 10	STRENGTH OF	OPP. STRENGTH	TEAM	ADJ.	CONF.	ADJ CONF.
Average RPI Loss:	88	RECORD	PCT. RANK	GAMES	SCHEDULE	OF SCHEDULE	RPI	RPI	RPI	RPI
DIV. I ONLY	5- 3	103	5- 3	218	143	177	177	19	19	
DIV. I NON-CONF.	5- 3	103	5- 3	218	143	177	177	19	19	
TOTALS	RPI 1-25	RPI 26-50	W-L RECORDS	RPI 51-100	RPI 101-150	RPI 150+				
5- 3	0- 1	0- 0	OVERALL	1- 1	0- 0	4- 1				
5- 1	0- 1	0- 0	HOME	1- 0	0- 0	4- 0				
0- 2	0- 0	0- 0	AWAY	0- 1	0- 0	0- 1				
0- 0	0- 0	0- 0	NEUTRAL	0- 0	0- 0	0- 0				
5- 3	0- 1	0- 0	NON-CONFERENCE	1- 1	0- 0	4- 1				
5- 1	0- 1	0- 0	HOME	1- 0	0- 0	4- 0				
0- 2	0- 0	0- 0	AWAY	0- 1	0- 0	0- 1				
0- 0	0- 0	0- 0	NEUTRAL	0- 0	0- 0	0- 0				
0- 0	0- 0	0- 0	CONFERENCE	0- 0	0- 0	0- 0				
0- 0	0- 0	0- 0	HOME	0- 0	0- 0	0- 0				
0- 0	0- 0	0- 0	AWAY	0- 0	0- 0	0- 0				
0- 0	0- 0	0- 0	NEUTRAL	0- 0	0- 0	0- 0				

RPI 1-25				RPI 26-50				RPI 51-100				RPI 101+ Team's RPI: 177			
RPI	S	Opponent	Score	RPI	S	Opponent	Score	RPI	S	Opponent	Score	RPI	S	Opponent	Score
11	H	New Mexico	35 59					86	H	Arkansas	64 61	160	A	New Mexico St.	68 76
								93	A	Arkansas St.	73 76	182	H	Texas Southern	65 55
												217	H	A&M-Corpus Christi	69 49
												270	H	Houston Baptist	69 62
												311	H	CSU Bakersfield	67 56
LAST 12 Division I GAMES:															
160	A	New Mexico St.	68 76	270	H	Houston Baptist	69 62								
93	A	Arkansas St.	73 76	11	H	New Mexico	35 59								
				182	H	Texas Southern	65 55								
				86	H	Arkansas	64 61								
				217	H	A&M-Corpus Christi	69 49								
				311	H	CSU Bakersfield	67 56								

Non-Div I Games:

UTEP

■ Loss, 
 ■ Non-Conf, S Site, 
 ■ Home 
 ■ Away 
 N Neutral

Average RPI Win:	252	WON-LOST	WINNING	LAST 10	STRENGTH OF	OPP. STRENGTH	TEAM	ADJ.	CONF.	ADJ CONF.
Average RPI Loss:	128	RECORD	PCT. RANK	GAMES	SCHEDULE	OF SCHEDULE	RPI	RPI	RPI	RPI
DIV. I ONLY	6- 3	85	6- 3	288	241	175	175	30	30	
DIV. I NON-CONF.	6- 3	85	6- 3	288	241	175	175	30	30	
TOTALS	RPI 1-25	RPI 26-50	W-L RECORDS	RPI 51-100	RPI 101-150	RPI 150+				
6- 3	0- 0	0- 1	OVERALL	0- 0	0- 1	6- 1				
5- 0	0- 0	0- 0	HOME	0- 0	0- 0	5- 0				
1- 3	0- 0	0- 1	AWAY	0- 0	0- 1	1- 1				
0- 0	0- 0	0- 0	NEUTRAL	0- 0	0- 0	0- 0				
6- 3	0- 0	0- 1	NON-CONFERENCE	0- 0	0- 1	6- 1				
5- 0	0- 0	0- 0	HOME	0- 0	0- 0	5- 0				
1- 3	0- 0	0- 1	AWAY	0- 0	0- 1	1- 1				
0- 0	0- 0	0- 0	NEUTRAL	0- 0	0- 0	0- 0				
0- 0	0- 0	0- 0	CONFERENCE	0- 0	0- 0	0- 0				
0- 0	0- 0	0- 0	HOME	0- 0	0- 0	0- 0				
0- 0	0- 0	0- 0	AWAY	0- 0	0- 0	0- 0				
0- 0	0- 0	0- 0	NEUTRAL	0- 0	0- 0	0- 0				

RPI 1-25			RPI 26-50			RPI 51-100			RPI 101+			Team's RPI: 175
RPI	S	Opponent	Score	RPI	S	Opponent	Score	RPI	S	Opponent	Score	
				50	A	Oklahoma St.	38 80					
								118	A	Wisconsin	54 82	
								196	A	North Dakota St.	82 79	
								217	A	A&M-Corpus Christi	41 71	
								217	H	A&M-Corpus Christi	56 53	
								242	H	UTSA	70 58	
								259	H	Massachusetts	67 59	
								276	H	Prairie View	78 62	
								321	H	Florida A&M	51 38	
LAST 12 Division I GAMES:												
118	A	Wisconsin	54 82	321	H	Florida A&M	51 38					
196	A	North Dakota St.	82 79	50	A	Oklahoma St.	38 80					
242	H	UTSA	70 58	217	H	A&M-Corpus Christi	56 53					
259	H	Massachusetts	67 59									
217	A	A&M-Corpus Christi	41 71									
276	H	Prairie View	78 62									

Non-Div I Games: Texas Lutheran 78 43 Concordia (TX) 67 49 Trinity (TX) 62 57

UTRGV

Loss, Non-Conf, S Site, H Home A Away N Neutral

Average RPI Win:	310	WON-LOST	WINNING	LAST 10	STRENGTH OF	OPP. STRENGTH	TEAM	ADJ.	CONF.	ADJ CONF.
Average RPI Loss:	101	RECORD	PCT. RANK	GAMES	SCHEDULE	OF SCHEDULE	RPI	RPI	RPI	RPI
DIV. I ONLY	1- 7	302	1- 7	58	207	242	242	19	19	
DIV. I NON-CONF.	1- 7	302	1- 7	58	207	242	242	19	19	
TOTALS	RPI 1-25	RPI 26-50	W-L RECORDS	RPI 51-100	RPI 101-150	RPI 150+				
1- 7	0- 1	0- 1	OVERALL	0- 1	0- 2	1- 2				
0- 3	0- 0	0- 0	HOME	0- 1	0- 1	0- 1				
0- 4	0- 1	0- 1	AWAY	0- 0	0- 1	0- 1				
1- 0	0- 0	0- 0	NEUTRAL	0- 0	0- 0	1- 0				
1- 7	0- 1	0- 1	NON-CONFERENCE	0- 1	0- 2	1- 2				
0- 3	0- 0	0- 0	HOME	0- 1	0- 1	0- 1				
0- 4	0- 1	0- 1	AWAY	0- 0	0- 1	0- 1				
1- 0	0- 0	0- 0	NEUTRAL	0- 0	0- 0	1- 0				
0- 0	0- 0	0- 0	CONFERENCE	0- 0	0- 0	0- 0				
0- 0	0- 0	0- 0	HOME	0- 0	0- 0	0- 0				
0- 0	0- 0	0- 0	AWAY	0- 0	0- 0	0- 0				
0- 0	0- 0	0- 0	NEUTRAL	0- 0	0- 0	0- 0				

RPI 1-25				RPI 26-50				RPI 51-100				RPI 101+				Team's RPI: 242	
RPI	S	Opponent	Score	RPI	S	Opponent	Score	RPI	S	Opponent	Score	RPI	S	Opponent	Score		
13	A	Texas	70 120	38	A	Arizona St.	42 74	72	H	North Dakota	47 60	108	H	UT Arlington	68 69		
												143	A	Texas St.	38 91		
												161	H	Northern Ill.	55 69		
												175	A	UTRGV	58 70		
												310	N	Mississippi Val.	68 55		
LAST 12 Division I GAMES:																	
				72	H	North Dakota	47 60	143	A	Texas St.	38 91						
				161	H	Northern Ill.	55 69	175	A	UTRGV	58 70						
				13	A	Texas	70 120	310	N	Mississippi Val.	68 55						
				108	H	UT Arlington	68 69										
				38	A	Arizona St.	42 74										

Non-Div I Games: Sul Ross St. 97 47

UTSA

■ Loss, 
 ■ Non-Conf, 
 ■ S Site, 
 ■ H Home 
 ■ A Away 
 N Neutral

Average RPI Win:	122	WON-LOST	WINNING	LAST 10	STRENGTH OF	OPP. STRENGTH	TEAM	ADJ.	CONF.	ADJ CONF.
Average RPI Loss:	143	RECORD	PCT. RANK	GAMES	SCHEDULE	OF SCHEDULE	RPI	RPI	RPI	RPI
DIV. I ONLY	7- 2	48	7- 2	111	20	35	35	4	4	
DIV. I NON-CONF.	7- 2	48	7- 2	111	20	35	35	4	4	
TOTALS	RPI 1-25	RPI 26-50	W-L RECORDS	RPI 51-100	RPI 101-150	RPI 150+				
7- 2	0- 0	2- 0	OVERALL	0- 1	3- 0	2- 1				
6- 0	0- 0	2- 0	HOME	0- 0	3- 0	1- 0				
1- 2	0- 0	0- 0	AWAY	0- 1	0- 0	1- 1				
0- 0	0- 0	0- 0	NEUTRAL	0- 0	0- 0	0- 0				
7- 2	0- 0	2- 0	NON-CONFERENCE	0- 1	3- 0	2- 1				
6- 0	0- 0	2- 0	HOME	0- 0	3- 0	1- 0				
1- 2	0- 0	0- 0	AWAY	0- 1	0- 0	1- 1				
0- 0	0- 0	0- 0	NEUTRAL	0- 0	0- 0	0- 0				
0- 0	0- 0	0- 0	CONFERENCE	0- 0	0- 0	0- 0				
0- 0	0- 0	0- 0	HOME	0- 0	0- 0	0- 0				
0- 0	0- 0	0- 0	AWAY	0- 0	0- 0	0- 0				
0- 0	0- 0	0- 0	NEUTRAL	0- 0	0- 0	0- 0				

RPI 1-25				RPI 26-50				Team's RPI: 35		RPI 51-100				RPI 101+			
RPI	S	Opponent	Score	RPI	S	Opponent	Score		RPI	S	Opponent	Score	RPI	S	Opponent	Score	
				44	H	Purdue	81 68		60	A	Alabama	60 65	106	H	Nevada	87 61	
				47	H	Saint Mary's (CA)	74 63						108	H	UT Arlington	71 41	
													113	H	Pepperdine	89 65	
													171	A	Weber St.	85 58	
													226	A	BYU	68 77	
													265	H	Incarinate Word	90 31	
LAST 12 Division I GAMES:																	
				226	A	BYU	68 77		113	H	Pepperdine	89 65					
				60	A	Alabama	60 65		47	H	Saint Mary's (CA)	74 63					
				106	H	Nevada	87 61		108	H	UT Arlington	71 41					
									265	H	Incarinate Word	90 31					
									44	H	Purdue	81 68					
									171	A	Weber St.	85 58					

Non-Div I Games:

Utah



Average RPI Win:	226	WON-LOST	WINNING	LAST 10	STRENGTH OF	OPP. STRENGTH	TEAM	ADJ.	CONF.	ADJ CONF.
Average RPI Loss:	211	RECORD	PCT. RANK	GAMES	SCHEDULE	OF SCHEDULE	RPI	RPI	RPI	RPI
DIV. I ONLY	1- 7	302	1- 7	306	299	331	331	20	20	
DIV. I NON-CONF.	1- 7	302	1- 7	306	299	331	331	20	20	
TOTALS	RPI 1-25	RPI 26-50	W-L RECORDS	RPI 51-100	RPI 101-150	RPI 150+				
1- 7	0- 0	0- 0	OVERALL	0- 2	0- 1	1- 4				
0- 1	0- 0	0- 0	HOME	0- 0	0- 0	0- 1				
1- 4	0- 0	0- 0	AWAY	0- 1	0- 0	1- 3				
0- 2	0- 0	0- 0	NEUTRAL	0- 1	0- 1	0- 0				
1- 7	0- 0	0- 0	NON-CONFERENCE	0- 2	0- 1	1- 4				
0- 1	0- 0	0- 0	HOME	0- 0	0- 0	0- 1				
1- 4	0- 0	0- 0	AWAY	0- 1	0- 0	1- 3				
0- 2	0- 0	0- 0	NEUTRAL	0- 1	0- 1	0- 0				
0- 0	0- 0	0- 0	CONFERENCE	0- 0	0- 0	0- 0				
0- 0	0- 0	0- 0	HOME	0- 0	0- 0	0- 0				
0- 0	0- 0	0- 0	AWAY	0- 0	0- 0	0- 0				
0- 0	0- 0	0- 0	NEUTRAL	0- 0	0- 0	0- 0				

RPI 1-25			RPI 26-50			RPI 51-100			RPI 101+			Team's RPI: 331
RPI	S	Opponent	Score	RPI	S	Opponent	Score	RPI	S	Opponent	Score	
						75 A Idaho St.	44 64	124 N Montana St.		52 64		
						100 N Oregon St.	55 94	191 A UC Irvine		84 87		
								226 A BYU		76 69		
								324 H Arizona		49 65		
								328 A Southern Utah		67 70		
								335 A Utah Valley		43 61		
LAST 12 Division I GAMES:												
335 A Utah Valley		43 61	75 A Idaho St.		44 64	226 A BYU		76 69	328 A Southern Utah		67 70	
100 N Oregon St.		55 94	324 H Arizona		49 65	124 N Montana St.		52 64	191 A UC Irvine		84 87	

Non-Div I Games: Dixie St.

92 72

Utah St.

## Utah Valley

Through Games Of Dec. 10, 2017

Average RPI Win:	335	WON-LOST	WINNING	LAST 10	STRENGTH OF	OPP. STRENGTH	TEAM	ADJ.	CONF.	ADJ CONF.
Average RPI Loss:	206	RECORD	PCT. RANK	GAMES	SCHEDULE	OF SCHEDULE	RPI	RPI	RPI	RPI
DIV. I ONLY	3- 6	231	3- 6	343	300	335	335	30	30	
DIV. I NON-CONF.	3- 6	231	3- 6	343	300	335	335	30	30	
TOTALS	RPI 1-25	RPI 26-50	W-L RECORDS	RPI 51-100	RPI 101-150	RPI 150+				
3- 6	0- 0	0- 0	OVERALL	0- 1	0- 1	3- 4				
3- 0	0- 0	0- 0	HOME	0- 0	0- 0	3- 0				
0- 6	0- 0	0- 0	AWAY	0- 0	0- 0	0- 0				
0- 0	0- 0	0- 0	NEUTRAL	0- 0	0- 0	0- 0				
3- 6	0- 0	0- 0	NON-CONFERENCE	0- 1	0- 1	3- 4				
3- 0	0- 0	0- 0	HOME	0- 0	0- 0	3- 0				
0- 6	0- 0	0- 0	AWAY	0- 1	0- 1	0- 4				
0- 0	0- 0	0- 0	NEUTRAL	0- 0	0- 0	0- 0				
0- 0	0- 0	0- 0	CONFERENCE	0- 0	0- 0	0- 0				
0- 0	0- 0	0- 0	HOME	0- 0	0- 0	0- 0				
0- 0	0- 0	0- 0	AWAY	0- 0	0- 0	0- 0				
0- 0	0- 0	0- 0	NEUTRAL	0- 0	0- 0	0- 0				

RPI 1-25				RPI 26-50				RPI 51-100				RPI 101+				Team's RPI: 335	
RPI	S	Opponent	Score	RPI	S	Opponent	Score	RPI	S	Opponent	Score	RPI	S	Opponent	Score		
								100	A	Oregon St.	41	98	113	A	Pepperdine	44	71
												171	A	Weber St.	57	75	
												226	A	BYU	54	75	
												293	A	Eastern Wash.	41	61	
												328	H	Southern Utah	69	61	
												331	H	Utah St.	61	43	
												332	A	Portland	64	71	
												347	H	Air Force	59	56	
LAST 12 Division I GAMES:																	
				113	A	Pepperdine	44	71		331	H	Utah St.	61	43			
				328	H	Southern Utah	69	61		347	H	Air Force	59	56			
				293	A	Eastern Wash.	41	61		171	A	Weber St.	57	75			
				226	A	BYU	54	75									
				100	A	Oregon St.	41	98									
				332	A	Portland	64	71									

Non-Div I Games: Dixie St. 72 63

Utah Valley

■ Loss, 
 ■ Non-Conf, 
 ■ S Site, 
 ■ Home 
 ■ A Away 
 N Neutral

Average RPI Win:	338	WON-LOST	WINNING	LAST 10	STRENGTH OF	OPP. STRENGTH	TEAM	ADJ.	CONF.	ADJ CONF.
Average RPI Loss:	208	RECORD	PCT. RANK	GAMES	SCHEDULE	OF SCHEDULE	RPI	RPI	RPI	RPI
DIV. I ONLY	1- 7	302	1- 7	322	312	346	346	13	13	
DIV. I NON-CONF.	1- 7	302	1- 7	322	312	346	346	13	13	
TOTALS	RPI 1-25	RPI 26-50	W-L RECORDS	RPI 51-100	RPI 101-150	RPI 150+				
1- 7	0- 0	0- 0	OVERALL	0- 1	0- 1	1- 5				
1- 1	0- 0	0- 0	HOME	0- 0	0- 0	1- 1				
0- 5	0- 0	0- 0	AWAY	0- 0	0- 0	0- 0				
0- 1	0- 0	0- 0	NEUTRAL	0- 0	0- 1	0- 0				
1- 7	0- 0	0- 0	NON-CONFERENCE	0- 1	0- 1	1- 5				
1- 1	0- 0	0- 0	HOME	0- 0	0- 0	1- 1				
0- 5	0- 0	0- 0	AWAY	0- 1	0- 0	0- 4				
0- 1	0- 0	0- 0	NEUTRAL	0- 0	0- 1	0- 0				
0- 0	0- 0	0- 0	CONFERENCE	0- 0	0- 0	0- 0				
0- 0	0- 0	0- 0	HOME	0- 0	0- 0	0- 0				
0- 0	0- 0	0- 0	AWAY	0- 0	0- 0	0- 0				
0- 0	0- 0	0- 0	NEUTRAL	0- 0	0- 0	0- 0				

RPI 1-25			RPI 26-50			RPI 51-100			RPI 101+			Team's RPI: 346
RPI	S	Opponent	Score	RPI	S	Opponent	Score	RPI	S	Opponent	Score	
						59 A Minnesota	63 108			102 N Mercer	54 70	
										241 A Radford	62 79	
										246 A UNCW	67 83	
										249 A Georgia St.	56 61	
										278 A UNCG	61 74	
										283 H Norfolk St.	52 66	
										338 H Old Dominion	68 39	
LAST 12 Division I GAMES:												
278	A	UNCG	61 74	241	A	Radford	62 79					
59	A	Minnesota	63 108	338	H	Old Dominion	68 39					
283	H	Norfolk St.	52 66	246	A	UNCW	67 83					
				102	N	Mercer	54 70					
				249	A	Georgia St.	56 61					

Non-Div I Games:

VCU

Average RPI Win: 322				WON-LOST		WINNING		LAST 10		STRENGTH OF		OPP. STRENGTH		TEAM		ADJ.		CONF.		ADJ CONF.	
Average RPI Loss: 118				RECORD		PCT. RANK		GAMES		SCHEDULE		OF SCHEDULE		RPI		RPI		RPI		RPI	
DIV. I ONLY				3- 4		205		3- 4		336		231		274		274		28		28	
DIV. I NON-CONF.				3- 4		205		3- 4		336		231		274		274		28		28	
TOTALS				RPI 1-25		RPI 26-50		W-L RECORDS		RPI 51-100		RPI 101-150		RPI 150+							
3- 4				0- 0		0- 1		OVERALL		0- 1		0- 1		3- 1							
2- 0				0- 0		0- 0		HOME		0- 0		0- 0		2- 0							
1- 4				0- 0		0- 0		AWAY		0- 0		0- 0		1- 0							
0- 0				0- 0		0- 0		NEUTRAL		0- 0		0- 0		0- 0							
3- 4				0- 0		0- 1		NON-CONFERENCE		0- 1		0- 1		3- 1							
2- 0				0- 0		0- 0		HOME		0- 0		0- 0		2- 0							
1- 4				0- 0		0- 1		AWAY		0- 1		0- 1		1- 1							
0- 0				0- 0		0- 0		NEUTRAL		0- 0		0- 0		0- 0							
0- 0				0- 0		0- 0		CONFERENCE		0- 0		0- 0		0- 0							
0- 0				0- 0		0- 0		HOME		0- 0		0- 0		0- 0							
0- 0				0- 0		0- 0		AWAY		0- 0		0- 0		0- 0							
0- 0				0- 0		0- 0		NEUTRAL		0- 0		0- 0		0- 0							

RPI 1-25				RPI 26-50				RPI 51-100				RPI 101+				Team's RPI: 274	
RPI	S	Opponent	Score	RPI	S	Opponent	Score	RPI	S	Opponent	Score	RPI	S	Opponent	Score		
				44	A	Purdue	49 95	88	A	Miami (OH)	68 77	105	A	Bowling Green	77 90		
												236	A	Liberty	40 61		
												302	H	Grand Canyon	80 75		
												315	H	Chicago St.	71 60		
												348	A	Longwood	81 68		
LAST 12 Division I GAMES:																	
				315	H	Chicago St.	71 60	236	A	Liberty	40 61						
				44	A	Purdue	49 95	105	A	Bowling Green	77 90						
				348	A	Longwood	81 68	302	H	Grand Canyon	80 75						
								88	A	Miami (OH)	68 77						

Non-Div I Games:	Ind.-Kokomo	81	47
------------------	-------------	----	----

Valparaiso

■ Loss, ■ Non-Conf, S Site, H Home A Away N Neutral

Vanderbilt

Through Games Of Dec. 10, 2017

Average RPI Win:	174	WON-LOST	WINNING	LAST 10	STRENGTH OF	OPP. STRENGTH	TEAM	ADJ.	CONF.	ADJ CONF.
Average RPI Loss:	80	RECORD	PCT. RANK	GAMES	SCHEDULE	OF SCHEDULE	RPI	RPI	RPI	RPI
DIV. I ONLY	3- 7	244	3- 7	15	170	101	101	1	1	
DIV. I NON-CONF.	3- 7	244	3- 7	15	170	101	101	1	1	
TOTALS	RPI 1-25	RPI 26-50	W-L RECORDS	RPI 51-100	RPI 101-150	RPI 150+				
3- 7	0- 2	0- 1	OVERALL	0- 1	1- 2	2- 1				
1- 2	0- 0	0- 1	HOME	0- 0	0- 1	1- 0				
2- 3	0- 1	0- 0	AWAY	0- 1	1- 0	1- 1				
0- 2	0- 1	0- 0	NEUTRAL	0- 0	0- 1	0- 0				
3- 7	0- 2	0- 1	NON-CONFERENCE	0- 1	1- 2	2- 1				
1- 2	0- 0	0- 1	HOME	0- 0	0- 1	1- 0				
2- 3	0- 1	0- 0	AWAY	0- 1	1- 0	1- 1				
0- 2	0- 1	0- 0	NEUTRAL	0- 0	0- 1	0- 0				
0- 0	0- 0	0- 0	CONFERENCE	0- 0	0- 0	0- 0				
0- 0	0- 0	0- 0	HOME	0- 0	0- 0	0- 0				
0- 0	0- 0	0- 0	AWAY	0- 0	0- 0	0- 0				
0- 0	0- 0	0- 0	NEUTRAL	0- 0	0- 0	0- 0				

RPI 1-25				RPI 26-50				RPI 51-100				RPI 101+ Team's RPI: 101			
RPI	S	Opponent	Score	RPI	S	Opponent	Score	RPI	S	Opponent	Score	RPI	S	Opponent	Score
3	A	Louisville	57 79	49	H	Ball St.	79 88	83	A	Central Mich.	75 92	111	A	George Washington	69 59
23	N	Syracuse	78 84									118	N	Wisconsin	71 73
												119	H	Middle Tenn.	54 65
												162	A	Tulane	59 71
												167	A	Saint Louis	74 69
												244	H	Iowa St.	77 74
LAST 12 Division I GAMES:															
167	A	Saint Louis	74 69	3	A	Louisville	57 79								
118	N	Wisconsin	71 73	244	H	Iowa St.	77 74								
23	N	Syracuse	78 84	83	A	Central Mich.	75 92								
111	A	George Washington	69 59	119	H	Middle Tenn.	54 65								
49	H	Ball St.	79 88												
162	A	Tulane	59 71												

Non-Div I Games:

Vanderbilt

Loss, Non-Conf, S Site, H Home A Away N Neutral

Average RPI Win: 254		WON-LOST	WINNING	LAST 10	STRENGTH OF	OPP. STRENGTH	TEAM	ADJ.	CONF.	ADJ CONF.
Average RPI Loss: 184		RECORD	PCT. RANK	GAMES	SCHEDULE	OF SCHEDULE	RPI	RPI	RPI	RPI
DIV. I ONLY		1- 8	316	1- 8	229	271	320	320	24	24
DIV. I NON-CONF.		1- 8	316	1- 8	229	271	320	320	24	24
TOTALS		RPI 1-25	RPI 26-50	W-L RECORDS	RPI 51-100	RPI 101-150	RPI 150+			
1- 8	0- 0		0- 0	OVERALL	0- 0	0- 3	1- 5			
1- 4	0- 0		0- 0	HOME	0- 0	0- 2	1- 2			
0- 4	0- 0		0- 0	AWAY	0- 0	0- 0	0- 0			
0- 0	0- 0		0- 0	NEUTRAL	0- 0	0- 0	0- 0			
1- 8	0- 0		0- 0	NON-CONFERENCE	0- 0	0- 3	1- 5			
1- 4	0- 0		0- 0	HOME	0- 0	0- 2	1- 2			
0- 4	0- 0		0- 0	AWAY	0- 0	0- 1	0- 3			
0- 0	0- 0		0- 0	NEUTRAL	0- 0	0- 0	0- 0			
0- 0	0- 0		0- 0	CONFERENCE	0- 0	0- 0	0- 0			
0- 0	0- 0		0- 0	HOME	0- 0	0- 0	0- 0			
0- 0	0- 0		0- 0	AWAY	0- 0	0- 0	0- 0			
0- 0	0- 0		0- 0	NEUTRAL	0- 0	0- 0	0- 0			

RPI 1-25				RPI 26-50				RPI 51-100				RPI 101+				Team's RPI: 320	
RPI	S	Opponent	Score	RPI	S	Opponent	Score	RPI	S	Opponent	Score	RPI	S	Opponent	Score		
												103	A	Miami (FL)	49	73	
												112	H	American	62	64	
												121	H	James Madison	56	68	
												178	H	Columbia	66	73	
												184	H	Boston U.	41	57	
												209	A	Dartmouth	56	66	
												254	H	Howard	88	65	
												272	A	Holy Cross	53	64	
												292	A	Rider	49	64	
LAST 12 Division I GAMES:																	
				112	H	American	62	64	272	A	Holy Cross	53	64				
				178	H	Columbia	66	73	184	H	Boston U.	41	57				
				254	H	Howard	88	65	292	A	Rider	49	64				
				103	A	Miami (FL)	49	73	121	H	James Madison	56	68				
				209	A	Dartmouth	56	66									

Non-Div I Games:	Norwich	75	31
------------------	---------	----	----

Vermont

■ Loss, ■ Non-Conf, S Site, H Home A Away N Neutral

Average RPI Win:	121	WON-LOST	WINNING	LAST 10	STRENGTH OF	OPP. STRENGTH	TEAM	ADJ.	CONF.	ADJ CONF.
Average RPI Loss:	0	RECORD	PCT. RANK	GAMES	SCHEDULE	OF SCHEDULE	RPI	RPI	RPI	RPI
DIV. I ONLY	9- 0	1	9- 0	17	120	4	4	6	6	
DIV. I NON-CONF.	9- 0	1	9- 0	17	120	4	4	6	6	
TOTALS	RPI 1-25	RPI 26-50	W-L RECORDS	RPI 51-100	RPI 101-150	RPI 150+				
9- 0	1- 0	0- 0	OVERALL	2- 0	4- 0	2- 0				
2- 0	0- 0	0- 0	HOME	2- 0	0- 0	0- 0				
4- 0	1- 0	0- 0	AWAY	0- 0	2- 0	1- 0				
3- 0	0- 0	0- 0	NEUTRAL	0- 0	2- 0	1- 0				
9- 0	1- 0	0- 0	NON-CONFERENCE	2- 0	4- 0	2- 0				
2- 0	0- 0	0- 0	HOME	2- 0	0- 0	0- 0				
4- 0	1- 0	0- 0	AWAY	0- 0	2- 0	1- 0				
3- 0	0- 0	0- 0	NEUTRAL	0- 0	2- 0	1- 0				
0- 0	0- 0	0- 0	CONFERENCE	0- 0	0- 0	0- 0				
0- 0	0- 0	0- 0	HOME	0- 0	0- 0	0- 0				
0- 0	0- 0	0- 0	AWAY	0- 0	0- 0	0- 0				
0- 0	0- 0	0- 0	NEUTRAL	0- 0	0- 0	0- 0				

RPI 1-25				Team's RPI: 4		RPI 26-50				RPI 51-100				RPI 101+			
RPI	S	Opponent	Score	RPI	S	Opponent	Score	RPI	S	Opponent	Score	RPI	S	Opponent	Score		
19	A	Princeton	62 59					51	H	Duke	64 55	104	A	Temple	69 65		
								92	H	Saint Joseph's	79 44	112	N	American	65 60		
												121	N	James Madison	60 57		
												133	A	Hartford	71 53		
												221	N	Lehigh	62 42		
												235	A	Fairfield	73 44		
LAST 12 Division I GAMES:																	
104	A	Temple	69 65	235	A	Fairfield	73 44										
221	N	Lehigh	62 42	92	H	Saint Joseph's	79 44										
133	A	Hartford	71 53	19	A	Princeton	62 59										
				112	N	American	65 60										
				121	N	James Madison	60 57										
				51	H	Duke	64 55										

Non-Div I Games:

Villanova

Average RPI Win:	186	WON-LOST	WINNING	LAST 10	STRENGTH OF	OPP. STRENGTH	TEAM	ADJ.	CONF.	ADJ CONF.
Average RPI Loss:	49	RECORD	PCT. RANK	GAMES	SCHEDULE	OF SCHEDULE	RPI	RPI	RPI	RPI
DIV. I ONLY	4- 6	214	4- 6	44	49	152	152	2	2	
DIV. I NON-CONF.	4- 6	214	4- 6	44	49	152	152	2	2	
TOTALS	RPI 1-25	RPI 26-50	W-L RECORDS	RPI 51-100	RPI 101-150	RPI 150+				
4- 6	0- 2	0- 2	OVERALL	0- 1	2- 1	2- 0				
4- 3	0- 0	0- 2	HOME	0- 0	2- 1	2- 0				
0- 3	0- 2	0- 0	AWAY	0- 1	0- 0	0- 0				
0- 0	0- 0	0- 0	NEUTRAL	0- 0	0- 0	0- 0				
4- 6	0- 2	0- 2	NON-CONFERENCE	0- 1	2- 1	2- 0				
4- 3	0- 0	0- 2	HOME	0- 0	2- 1	2- 0				
0- 3	0- 2	0- 0	AWAY	0- 1	0- 0	0- 0				
0- 0	0- 0	0- 0	NEUTRAL	0- 0	0- 0	0- 0				
0- 0	0- 0	0- 0	CONFERENCE	0- 0	0- 0	0- 0				
0- 0	0- 0	0- 0	HOME	0- 0	0- 0	0- 0				
0- 0	0- 0	0- 0	AWAY	0- 0	0- 0	0- 0				
0- 0	0- 0	0- 0	NEUTRAL	0- 0	0- 0	0- 0				

RPI 1-25				RPI 26-50				RPI 51-100				RPI 101+ Team's RPI: 152			
RPI	S	Opponent	Score	RPI	S	Opponent	Score	RPI	S	Opponent	Score	RPI	S	Opponent	Score
6	A	Mississippi St.	53 68	37	H	Maryland	59 60	80	A	Dayton	46 61	107	H	Duquesne	63 74
14	A	Rutgers	43 52	48	H	Georgia	61 64					117	H	Hampton	66 62
												120	H	Harvard	50 48
												228	H	Central Conn. St.	103 59
												278	H	UNCG	68 50
LAST 12 Division I GAMES:															
14	A	Rutgers	43 52	120	H	Harvard	50 48	117	H	Hampton	66 62				
278	H	UNCG	68 50	80	A	Dayton	46 61	48	H	Georgia	61 64				
37	H	Maryland	59 60	228	H	Central Conn. St.	103 59	6	A	Mississippi St.	53 68				
107	H	Duquesne	63 74												

Non-Div I Games:

Virginia

■ Loss, 
■ Non-Conf, 
■ S Site, 
■ H Home 
■ A Away 
N Neutral



Average RPI Win:	165	WON-LOST	WINNING	LAST 10	STRENGTH OF	OPP. STRENGTH	TEAM	ADJ.	CONF.	ADJ CONF.
Average RPI Loss:	27	RECORD	PCT. RANK	GAMES	SCHEDULE	OF SCHEDULE	RPI	RPI	RPI	RPI
DIV. I ONLY	9- 2	32	8- 2	117	56	43	43	2	2	
DIV. I NON-CONF.	9- 2	32	9- 2	117	56	43	43	2	2	
TOTALS	RPI 1-25	RPI 26-50	W-L RECORDS	RPI 51-100	RPI 101-150	RPI 150+				
9- 2	0- 1	0- 1	OVERALL	3- 0	2- 0	4- 0				
6- 0	0- 0	0- 0	HOME	1- 0	1- 0	4- 0				
2- 0	0- 0	0- 0	AWAY	1- 0	1- 0	0- 0				
1- 2	0- 1	0- 1	NEUTRAL	1- 0	0- 0	0- 0				
9- 2	0- 1	0- 1	NON-CONFERENCE	3- 0	2- 0	4- 0				
6- 0	0- 0	0- 0	HOME	1- 0	1- 0	4- 0				
2- 0	0- 0	0- 0	AWAY	1- 0	1- 0	0- 0				
1- 2	0- 1	0- 1	NEUTRAL	1- 0	0- 0	0- 0				
0- 0	0- 0	0- 0	CONFERENCE	0- 0	0- 0	0- 0				
0- 0	0- 0	0- 0	HOME	0- 0	0- 0	0- 0				
0- 0	0- 0	0- 0	AWAY	0- 0	0- 0	0- 0				
0- 0	0- 0	0- 0	NEUTRAL	0- 0	0- 0	0- 0				

RPI 1-25				RPI 26-50				Team's RPI: 43		RPI 51-100				RPI 101+			
RPI	S	Opponent	Score	RPI	S	Opponent	Score	RPI	S	Opponent	Score	RPI	S	Opponent	Score		
15	N	West Virginia	61 79	39	N	Butler	77 79	52	N	Drexel	79 67	129	H	Auburn	72 63		
								74	A	Chattanooga	64 44	149	A	Illinois	96 49		
								82	H	UCF	86 69	183	H	UMES	90 52		
												241	H	Radford	68 42		
												286	H	USC Upstate	87 56		
												290	H	Wagner	99 32		
LAST 12 Division I GAMES:																	
				74	A	Chattanooga	64 44	52	N	Drexel	79 67						
				183	H	UMES	90 52	82	H	UCF	86 69						
				241	H	Radford	68 42	286	H	USC Upstate	87 56						
				149	A	Illinois	96 49	129	H	Auburn	72 63						
				15	N	West Virginia	61 79	290	H	Wagner	99 32						
				39	N	Butler	77 79										

Non-Div I Games:

Virginia Tech

Average RPI Win:	348	WON-LOST	WINNING	LAST 10	STRENGTH OF	OPP. STRENGTH	TEAM	ADJ.	CONF.	ADJ CONF.
Average RPI Loss:	135	RECORD	PCT. RANK	GAMES	SCHEDULE	OF SCHEDULE	RPI	RPI	RPI	RPI
DIV. I ONLY	1- 7	302	1- 7	156	301	290	290	27	27	
DIV. I NON-CONF.	1- 7	302	1- 7	156	301	290	290	27	27	
TOTALS	RPI 1-25	RPI 26-50	W-L RECORDS	RPI 51-100	RPI 101-150	RPI 150+				
1- 7	0- 0	0- 1	OVERALL	0- 1	0- 2	1- 3				
1- 1	0- 0	0- 0	HOME	0- 0	0- 0	1- 1				
0- 6	0- 0	0- 1	AWAY	0- 1	0- 2	0- 2				
0- 0	0- 0	0- 0	NEUTRAL	0- 0	0- 0	0- 0				
1- 7	0- 0	0- 1	NON-CONFERENCE	0- 1	0- 2	1- 3				
1- 1	0- 0	0- 0	HOME	0- 0	0- 0	1- 1				
0- 6	0- 0	0- 1	AWAY	0- 1	0- 2	0- 2				
0- 0	0- 0	0- 0	NEUTRAL	0- 0	0- 0	0- 0				
0- 0	0- 0	0- 0	CONFERENCE	0- 0	0- 0	0- 0				
0- 0	0- 0	0- 0	HOME	0- 0	0- 0	0- 0				
0- 0	0- 0	0- 0	AWAY	0- 0	0- 0	0- 0				
0- 0	0- 0	0- 0	NEUTRAL	0- 0	0- 0	0- 0				

RPI	S	Opponent	Score	RPI	S	Opponent	Score	RPI	S	Opponent	Score	RPI	S	Opponent	Score	Team's RPI: 290
43	A	Virginia Tech	32 99	85	A	Albany (NY)	44 89	104	A	Temple	36 70	121	A	James Madison	45 68	
								151	A	Stony Brook	50 69	159	H	New Hampshire	53 65	
								282	A	Towson	42 64	348	H	Longwood	60 43	
LAST 12 Division I GAMES:																
282	A	Towson	42 64	348	H	Longwood	60 43	43	A	Virginia Tech	32 99					
151	A	Stony Brook	50 69													
85	A	Albany (NY)	44 89													
159	H	New Hampshire	53 65													
104	A	Temple	36 70													
121	A	James Madison	45 68													

Non-Div I Games: Staten Island 63 58

Wagner

## Wake Forest

Through Games Of Dec. 10, 2017

Average RPI Win:	168	WON-LOST	WINNING	LAST 10	STRENGTH OF	OPP. STRENGTH	TEAM	ADJ.	CONF.	ADJ CONF.
Average RPI Loss:	88	RECORD	PCT. RANK	GAMES	SCHEDULE	OF SCHEDULE	RPI	RPI	RPI	RPI
DIV. I ONLY	6- 5	160	5- 5	73	99	95	95	2	2	
DIV. I NON-CONF.	6- 5	160	6- 5	73	99	95	95	2	2	
TOTALS	RPI 1-25	RPI 26-50	W-L RECORDS	RPI 51-100	RPI 101-150	RPI 150+				
6- 5	0- 1	0- 0	OVERALL	1- 3	1- 0	4- 1				
4- 1	0- 0	0- 0	HOME	1- 1	0- 0	3- 0				
2- 2	0- 1	0- 0	AWAY	0- 1	1- 0	1- 0				
0- 2	0- 0	0- 0	NEUTRAL	0- 1	0- 0	0- 1				
6- 5	0- 1	0- 0	NON-CONFERENCE	1- 3	1- 0	4- 1				
4- 1	0- 0	0- 0	HOME	1- 1	0- 0	3- 0				
2- 2	0- 1	0- 0	AWAY	0- 1	1- 0	1- 0				
0- 2	0- 0	0- 0	NEUTRAL	0- 1	0- 0	0- 1				
0- 0	0- 0	0- 0	CONFERENCE	0- 0	0- 0	0- 0				
0- 0	0- 0	0- 0	HOME	0- 0	0- 0	0- 0				
0- 0	0- 0	0- 0	AWAY	0- 0	0- 0	0- 0				
0- 0	0- 0	0- 0	NEUTRAL	0- 0	0- 0	0- 0				

RPI 1-25				RPI 26-50				RPI 51-100				Team's RPI: 95		RPI 101+			
RPI	S	Opponent	Score	RPI	S	Opponent	Score	RPI	S	Opponent	Score		RPI	S	Opponent	Score	
14	A	Rutgers	51 65					59	N	Minnesota	81 93		127	A	Xavier	62 57	
								64	H	Elon	53 51		173	A	Richmond	85 81	
								69	H	Seton Hall	57 67		182	H	Texas Southern	73 56	
								84	A	Penn St.	58 68		183	H	UMES	92 50	
													214	N	Hofstra	66 69	
													279	H	Appalachian St.	78 49	
LAST 12 Division I GAMES:																	
214	N	Hofstra	66 69	183	H	UMES	92 50										
59	N	Minnesota	81 93	279	H	Appalachian St.	78 49										
14	A	Rutgers	51 65	127	A	Xavier	62 57										
173	A	Richmond	85 81	64	H	Elon	53 51										
69	H	Seton Hall	57 67	84	A	Penn St.	58 68										
182	H	Texas Southern	73 56														

Non-Div I Games:

Wake Forest

■ Loss, 
 ■ Non-Conf, 
 ■ S Site, 
 ■ H Home 
 ■ A Away 
 N Neutral

Average RPI Win: 224		WON-LOST	WINNING	LAST 10	STRENGTH OF	OPP. STRENGTH	TEAM	ADJ.	CONF.	ADJ CONF.
Average RPI Loss: 82		RECORD	PCT. RANK	GAMES	SCHEDULE	OF SCHEDULE	RPI	RPI	RPI	RPI
DIV. I ONLY		5- 4	142	5- 4	139	156	130	130	4	4
DIV. I NON-CONF.		5- 4	142	5- 4	139	156	130	130	4	4
<hr/>										
TOTALS	RPI 1-25		RPI 26-50		W-L RECORDS		RPI 51-100		RPI 101-150	RPI 150+
5- 4	0- 2		0- 0		OVERALL		1- 1		0- 0	4- 1
3- 1	0- 0		0- 0		HOME		0- 1		0- 0	3- 0
1- 2	0- 1		0- 0		AWAY		0- 0		0- 0	1- 1
1- 1	0- 1		0- 0		NEUTRAL		1- 0		0- 0	0- 0
5- 4	0- 2		0- 0		NON-CONFERENCE		1- 1		0- 0	4- 1
3- 1	0- 0		0- 0		HOME		0- 1		0- 0	3- 0
1- 2	0- 1		0- 0		AWAY		0- 0		0- 0	1- 1
1- 1	0- 1		0- 0		NEUTRAL		1- 0		0- 0	0- 0
0- 0	0- 0		0- 0		CONFERENCE		0- 0		0- 0	0- 0
0- 0	0- 0		0- 0		HOME		0- 0		0- 0	0- 0
0- 0	0- 0		0- 0		AWAY		0- 0		0- 0	0- 0
0- 0	0- 0		0- 0		NEUTRAL		0- 0		0- 0	0- 0

RPI 1-25				RPI 26-50				RPI 51-100				RPI 101+ Team's RPI: 130			
RPI	S	Opponent	Score	RPI	S	Opponent	Score	RPI	S	Opponent	Score	RPI	S	Opponent	Score
10	A	Ohio St.	76 85					67	N	Creighton	67 64	192	A	Idaho	81 69
13	N	Texas	68 92					75	H	Idaho St.	59 79	226	H	BYU	80 72
												231	A	Boise St.	62 85
												302	H	Grand Canyon	79 65
												332	H	Portland	93 67
LAST 12 Division I GAMES:															
10	A	Ohio St.	76 85	302	H	Grand Canyon	79 65								
226	H	BYU	80 72	231	A	Boise St.	62 85								
75	H	Idaho St.	59 79	332	H	Portland	93 67								
				192	A	Idaho	81 69								
				13	N	Texas	68 92								
				67	N	Creighton	67 64								

Non-Div I Games:

Washington

■ Loss, 
 ■ Non-Conf, 
 ■ S Site, 
 ■ H Home 
 ■ A Away 
 N Neutral

Average RPI Win:	112	WON-LOST	WINNING	LAST 10	STRENGTH OF	OPP. STRENGTH	TEAM	ADJ.	CONF.	ADJ CONF.
Average RPI Loss:	63	RECORD	PCT. RANK	GAMES	SCHEDULE	OF SCHEDULE	RPI	RPI	RPI	RPI
DIV. I ONLY	5- 5	165	5- 5	21	74	56	56	4	4	
DIV. I NON-CONF.	5- 5	165	5- 5	21	74	56	56	4	4	
TOTALS	RPI 1-25	RPI 26-50	W-L RECORDS	RPI 51-100	RPI 101-150	RPI 150+				
5- 5	1- 0	0- 3	OVERALL	1- 1	1- 1	2- 0				
2- 2	0- 0	0- 0	HOME	1- 1	0- 1	1- 0				
1- 2	0- 0	0- 2	AWAY	0- 0	0- 0	1- 0				
2- 1	1- 0	0- 1	NEUTRAL	0- 0	1- 0	0- 0				
5- 5	1- 0	0- 3	NON-CONFERENCE	1- 1	1- 1	2- 0				
2- 2	0- 0	0- 0	HOME	1- 1	0- 1	1- 0				
1- 2	0- 0	0- 2	AWAY	0- 0	0- 0	1- 0				
2- 1	1- 0	0- 1	NEUTRAL	0- 0	1- 0	0- 0				
0- 0	0- 0	0- 0	CONFERENCE	0- 0	0- 0	0- 0				
0- 0	0- 0	0- 0	HOME	0- 0	0- 0	0- 0				
0- 0	0- 0	0- 0	AWAY	0- 0	0- 0	0- 0				
0- 0	0- 0	0- 0	NEUTRAL	0- 0	0- 0	0- 0				

RPI 1-25				RPI 26-50				RPI 51-100				Team's RPI: 56		RPI 101+			
RPI	S	Opponent	Score	RPI	S	Opponent	Score	RPI	S	Opponent	Score	RPI	S	Opponent	Score		
14	N	Rutgers	63 60	26	N	South Fla.	45 82	63	H	Kentucky	68 73	137	H	Gonzaga	56 64		
				42	A	UC Davis	76 91	75	H	Idaho St.	72 55	138	N	ETSU	80 76		
				47	A	Saint Mary's (CA)	75 81					165	A	San Francisco	74 70		
												167	H	Saint Louis	85 63		
LAST 12 Division I GAMES:																	
				137	H	Gonzaga	56 64	14	N	Rutgers	63 60						
				167	H	Saint Louis	85 63	138	N	ETSU	80 76						
				75	H	Idaho St.	72 55	26	N	South Fla.	45 82						
				42	A	UC Davis	76 91	63	H	Kentucky	68 73						
								165	A	San Francisco	74 70						
								47	A	Saint Mary's (CA)	75 81						

Non-Div I Games:

Washington St.

Average RPI Win:	253	WON-LOST	WINNING	LAST 10	STRENGTH OF	OPP. STRENGTH	TEAM	ADJ.	CONF.	ADJ CONF.
Average RPI Loss:	30	RECORD	PCT. RANK	GAMES	SCHEDULE	OF SCHEDULE	RPI	RPI	RPI	RPI
DIV. I ONLY	5- 2	76	5- 2	272	158	171	171	17	17	
DIV. I NON-CONF.	5- 2	76	5- 2	272	158	171	171	17	17	
TOTALS	RPI 1-25	RPI 26-50	W-L RECORDS	RPI 51-100	RPI 101-150	RPI 150+				
5- 2	0- 1	0- 1	OVERALL	0- 0	1- 0	4- 0				
4- 1	0- 0	0- 1	HOME	0- 0	1- 0	3- 0				
1- 1	0- 1	0- 0	AWAY	0- 0	0- 0	1- 0				
0- 0	0- 0	0- 0	NEUTRAL	0- 0	0- 0	0- 0				
5- 2	0- 1	0- 1	NON-CONFERENCE	0- 0	1- 0	4- 0				
4- 1	0- 0	0- 1	HOME	0- 0	1- 0	3- 0				
1- 1	0- 1	0- 0	AWAY	0- 0	0- 0	1- 0				
0- 0	0- 0	0- 0	NEUTRAL	0- 0	0- 0	0- 0				
0- 0	0- 0	0- 0	CONFERENCE	0- 0	0- 0	0- 0				
0- 0	0- 0	0- 0	HOME	0- 0	0- 0	0- 0				
0- 0	0- 0	0- 0	AWAY	0- 0	0- 0	0- 0				
0- 0	0- 0	0- 0	NEUTRAL	0- 0	0- 0	0- 0				

RPI 1-25				RPI 26-50				RPI 51-100				RPI 101+ Team's RPI: 171			
RPI	S	Opponent	Score	RPI	S	Opponent	Score	RPI	S	Opponent	Score	RPI	S	Opponent	Score
24	A	Oregon	87 114	35	H	Utah	58 85					113	H	Pepperdine	71 61
												206	A	CSUN	64 61
												265	H	Incarnate Word	79 55
												335	H	Utah Valley	75 57
												347	H	Air Force	62 52
LAST 12 Division I GAMES:															
				347	H	Air Force	62 52	35	H	Utah	58 85				
				113	H	Pepperdine	71 61	335	H	Utah Valley	75 57				
				24	A	Oregon	87 114								
				206	A	CSUN	64 61								
				265	H	Incarnate Word	79 55								

Non-Div I Games: Westminster (UT) 64 58 Antelope Valley 80 70

Weber St.

## West Virginia

Through Games Of Dec. 10, 2017

Average RPI Win:	123	WON-LOST	WINNING	LAST 10	STRENGTH OF	OPP. STRENGTH	TEAM	ADJ.	CONF.	ADJ CONF.
Average RPI Loss:	0	RECORD	PCT. RANK	GAMES	SCHEDULE	OF SCHEDULE	RPI	RPI	RPI	RPI
DIV. I ONLY	9- 0	1	9- 0	169	2	15	15	5	5	
DIV. I NON-CONF.	9- 0	1	9- 0	169	2	15	15	5	5	
TOTALS	RPI 1-25	RPI 26-50	W-L RECORDS	RPI 51-100	RPI 101-150	RPI 150+				
9- 0	0- 0	3- 0	OVERALL	1- 0	3- 0	2- 0				
5- 0	0- 0	0- 0	HOME	0- 0	3- 0	2- 0				
1- 0	0- 0	1- 0	AWAY	0- 0	0- 0	0- 0				
3- 0	0- 0	2- 0	NEUTRAL	1- 0	0- 0	0- 0				
9- 0	0- 0	3- 0	NON-CONFERENCE	1- 0	3- 0	2- 0				
5- 0	0- 0	0- 0	HOME	0- 0	3- 0	2- 0				
1- 0	0- 0	1- 0	AWAY	0- 0	0- 0	0- 0				
3- 0	0- 0	2- 0	NEUTRAL	1- 0	0- 0	0- 0				
0- 0	0- 0	0- 0	CONFERENCE	0- 0	0- 0	0- 0				
0- 0	0- 0	0- 0	HOME	0- 0	0- 0	0- 0				
0- 0	0- 0	0- 0	AWAY	0- 0	0- 0	0- 0				
0- 0	0- 0	0- 0	NEUTRAL	0- 0	0- 0	0- 0				

RPI 1-25				Team's RPI: 15		RPI 26-50				RPI 51-100				RPI 101+			
RPI	S	Opponent	Score	RPI	S	Opponent	Score	RPI	S	Opponent	Score	RPI	S	Opponent	Score		
				39	N	Butler	75 68	52	N	Drexel	75 42	110	H	North Florida	87 59		
				41	A	Texas A&M	70 56					131	H	Pittsburgh	73 52		
				43	N	Virginia Tech	79 61					139	H	Sacramento St.	101 47		
												228	H	Central Conn. St.	102 52		
												323	H	Coppin St.	101 43		
LAST 12 Division I GAMES:																	
				52	N	Drexel	75 42	323	H	Coppin St.	101 43						
				39	N	Butler	75 68	131	H	Pittsburgh	73 52						
				110	H	North Florida	87 59	41	A	Texas A&M	70 56						
				139	H	Sacramento St.	101 47	43	N	Virginia Tech	79 61						
				228	H	Central Conn. St.	102 52										

Non-Div I Games:

West Virginia

■ Loss, 
 ■ Non-Conf, S Site, 
 ■ Home 
 ■ Away 
 N Neutral

Average RPI Win:	291	WON-LOST	WINNING	LAST 10	STRENGTH OF	OPP. STRENGTH	TEAM	ADJ.	CONF.	ADJ CONF.
Average RPI Loss:	176	RECORD	PCT. RANK	GAMES	SCHEDULE	OF SCHEDULE	RPI	RPI	RPI	RPI
DIV. I ONLY	2- 7	273	2- 7	292	226	326	326	11	11	
DIV. I NON-CONF.	2- 7	273	2- 7	292	226	326	326	11	11	
TOTALS	RPI 1-25	RPI 26-50	W-L RECORDS	RPI 51-100	RPI 101-150	RPI 150+				
2- 7	0- 1	0- 1	OVERALL	0- 0	0- 0	2- 5				
2- 3	0- 0	0- 0	HOME	0- 0	0- 0	2- 3				
0- 4	0- 1	0- 1	AWAY	0- 0	0- 0	0- 2				
0- 0	0- 0	0- 0	NEUTRAL	0- 0	0- 0	0- 0				
2- 7	0- 1	0- 1	NON-CONFERENCE	0- 0	0- 0	2- 5				
2- 3	0- 0	0- 0	HOME	0- 0	0- 0	2- 3				
0- 4	0- 1	0- 1	AWAY	0- 0	0- 0	0- 2				
0- 0	0- 0	0- 0	NEUTRAL	0- 0	0- 0	0- 0				
0- 0	0- 0	0- 0	CONFERENCE	0- 0	0- 0	0- 0				
0- 0	0- 0	0- 0	HOME	0- 0	0- 0	0- 0				
0- 0	0- 0	0- 0	AWAY	0- 0	0- 0	0- 0				
0- 0	0- 0	0- 0	NEUTRAL	0- 0	0- 0	0- 0				

RPI 1-25				RPI 26-50				RPI 51-100				RPI 101+ Team's RPI: 326			
RPI	S	Opponent	Score	RPI	S	Opponent	Score	RPI	S	Opponent	Score	RPI	S	Opponent	Score
7	A	South Carolina	43 101	48	A	Georgia	50 76					158	A	Campbell	51 58
												190	H	Davidson	57 70
												241	H	Radford	39 27
												248	A	UT Martin	54 62
												260	H	Eastern Ky.	59 62
												321	H	Florida A&M	63 80
												340	H	UNC Asheville	62 52
LAST 12 Division I GAMES:															
241	H	Radford	39 27	158	A	Campbell	51 58	321	H	Florida A&M	63 80	7	A	South Carolina	43 101
340	H	UNC Asheville	62 52	248	A	UT Martin	54 62	48	A	Georgia	50 76	260	H	Eastern Ky.	59 62
190	H	Davidson	57 70												

Non-Div I Games:

Western Caro.



Average RPI Win: 231		WON-LOST	WINNING	LAST 10	STRENGTH OF	OPP. STRENGTH	TEAM	ADJ.	CONF.	ADJ CONF.
Average RPI Loss: 111		RECORD	PCT. RANK	GAMES	SCHEDULE	OF SCHEDULE	RPI	RPI	RPI	RPI
DIV. I ONLY		7- 2	48	6- 2	291	159	136	136	12	12
DIV. I NON-CONF.		7- 2	48	7- 2	291	159	136	136	12	12
TOTALS	RPI 1-25		RPI 26-50		W-L RECORDS	RPI 51-100	RPI 101-150		RPI 150+	
7- 2	0- 0		0- 0		OVERALL	0- 1	2- 0		5- 1	
3- 1	0- 0		0- 0		HOME	0- 1	1- 0		2- 0	
4- 1	0- 0		0- 0		AWAY	0- 0	1- 0		3- 1	
0- 0	0- 0		0- 0		NEUTRAL	0- 0	0- 0		0- 0	
7- 2	0- 0		0- 0		NON-CONFERENCE	0- 1	2- 0		5- 1	
3- 1	0- 0		0- 0		HOME	0- 1	1- 0		2- 0	
4- 1	0- 0		0- 0		AWAY	0- 0	1- 0		3- 1	
0- 0	0- 0		0- 0		NEUTRAL	0- 0	0- 0		0- 0	
0- 0	0- 0		0- 0		CONFERENCE	0- 0	0- 0		0- 0	
0- 0	0- 0		0- 0		HOME	0- 0	0- 0		0- 0	
0- 0	0- 0		0- 0		AWAY	0- 0	0- 0		0- 0	
0- 0	0- 0		0- 0		NEUTRAL	0- 0	0- 0		0- 0	

RPI 1-25				RPI 26-50				RPI 51-100				RPI 101+				Team's RPI: 136	
RPI	S	Opponent	Score	RPI	S	Opponent	Score	RPI	S	Opponent	Score	RPI	S	Opponent	Score		
								61	H	Milwaukee	67 77	114	H	Southeast Mo. St.	87 59		
												149	A	Illinois	77 67		
												161	A	Northern Ill.	94 96		
												200	A	Austin Peay	81 68		
												212	A	Wichita St.	78 65		
												309	H	UMKC	90 71		
												315	A	Chicago St.	83 45		
												315	H	Chicago St.	71 54		
LAST 12 Division I GAMES:																	
				200	A	Austin Peay	81 68	61	H	Milwaukee	67 77						
				114	H	Southeast Mo. St.	87 59	315	A	Chicago St.	83 45						
				212	A	Wichita St.	78 65	149	A	Illinois	77 67						
				315	H	Chicago St.	71 54	161	A	Northern Ill.	94 96						
								309	H	UMKC	90 71						

Non-Div I Games:	William Woods	96	57	Illinois Col.	122	40
------------------	---------------	----	----	---------------	-----	----

Western Ill.

■ Loss, ■ Non-Conf, S Site, H Home A Away N Neutral

Average RPI Win:	181	WON-LOST	WINNING	LAST 10	STRENGTH OF	OPP. STRENGTH	TEAM	ADJ.	CONF.	ADJ CONF.
Average RPI Loss:	39	RECORD	PCT. RANK	GAMES	SCHEDULE	OF SCHEDULE	RPI	RPI	RPI	RPI
DIV. I ONLY	5- 3	103	5- 3	24	71	32	32	19	19	
DIV. I NON-CONF.	5- 3	103	5- 3	24	71	32	32	19	19	
TOTALS	RPI 1-25	RPI 26-50	W-L RECORDS	RPI 51-100	RPI 101-150	RPI 150+				
5- 3	0- 2	1- 0	OVERALL	0- 1	1- 0	3- 0				
1- 1	0- 1	0- 0	HOME	0- 0	0- 0	1- 0				
2- 2	0- 1	0- 0	AWAY	0- 1	0- 0	2- 0				
2- 0	0- 0	1- 0	NEUTRAL	0- 0	1- 0	0- 0				
5- 3	0- 2	1- 0	NON-CONFERENCE	0- 1	1- 0	3- 0				
1- 1	0- 1	0- 0	HOME	0- 0	0- 0	1- 0				
2- 2	0- 1	0- 0	AWAY	0- 1	0- 0	2- 0				
2- 0	0- 0	1- 0	NEUTRAL	0- 0	1- 0	0- 0				
0- 0	0- 0	0- 0	CONFERENCE	0- 0	0- 0	0- 0				
0- 0	0- 0	0- 0	HOME	0- 0	0- 0	0- 0				
0- 0	0- 0	0- 0	AWAY	0- 0	0- 0	0- 0				
0- 0	0- 0	0- 0	NEUTRAL	0- 0	0- 0	0- 0				

RPI 1-25				RPI 26-50				Team's RPI: 32	RPI 51-100				RPI 101+			
RPI	S	Opponent	Score	RPI	S	Opponent	Score		RPI	S	Opponent	Score	RPI	S	Opponent	Score
2	H	Notre Dame	65 78	33	N	Missouri	79 76		96	A	Indiana	71 73	102	N	Mercer	67 62
20	A	Iowa	97 104										204	A	Southern Ill.	75 49
													249	A	Georgia St.	74 63
													319	H	Evansville	92 54
LAST 12 Division I GAMES:																
319	H	Evansville	92 54	204	A	Southern Ill.	75 49									
249	A	Georgia St.	74 63	33	N	Missouri	79 76									
102	N	Mercer	67 62													
96	A	Indiana	71 73													
2	H	Notre Dame	65 78													
20	A	Iowa	97 104													

Non-Div I Games:

Western Ky.

Average RPI Win:	211	WON-LOST	WINNING	LAST 10	STRENGTH OF	OPP. STRENGTH	TEAM	ADJ.	CONF.	ADJ CONF.
Average RPI Loss:	25	RECORD	PCT. RANK	GAMES	SCHEDULE	OF SCHEDULE	RPI	RPI	RPI	RPI
DIV. I ONLY	4- 5	189	4- 5	74	7	77	77	7	7	
DIV. I NON-CONF.	4- 5	189	4- 5	74	7	77	77	7	7	
TOTALS	RPI 1-25	RPI 26-50	W-L RECORDS	RPI 51-100	RPI 101-150	RPI 150+				
4- 5	0- 4	0- 0	OVERALL	0- 1	1- 0	3- 0				
1- 0	0- 0	0- 0	HOME	0- 0	0- 0	1- 0				
2- 3	0- 2	0- 0	AWAY	0- 1	0- 0	2- 0				
1- 2	0- 2	0- 0	NEUTRAL	0- 0	1- 0	0- 0				
4- 5	0- 4	0- 0	NON-CONFERENCE	0- 1	1- 0	3- 0				
1- 0	0- 0	0- 0	HOME	0- 0	0- 0	1- 0				
2- 3	0- 2	0- 0	AWAY	0- 1	0- 0	2- 0				
1- 2	0- 2	0- 0	NEUTRAL	0- 0	1- 0	0- 0				
0- 0	0- 0	0- 0	CONFERENCE	0- 0	0- 0	0- 0				
0- 0	0- 0	0- 0	HOME	0- 0	0- 0	0- 0				
0- 0	0- 0	0- 0	AWAY	0- 0	0- 0	0- 0				
0- 0	0- 0	0- 0	NEUTRAL	0- 0	0- 0	0- 0				

RPI 1-25				RPI 26-50				RPI 51-100 Team's RPI: 77				RPI 101+			
RPI	S	Opponent	Score	RPI	S	Opponent	Score	RPI	S	Opponent	Score	RPI	S	Opponent	Score
11	A	New Mexico	76 88					70	A	Michigan St.	62 65	138	N	ETSU	87 79
12	N	St. John's (NY)	48 76									160	A	New Mexico St.	64 55
14	N	Rutgers	64 75									251	H	Detroit Mercy	74 62
20	A	Iowa	56 79									295	A	Loyola Chicago	65 47
LAST 12 Division I GAMES:															
20	A	Iowa	56 79	251	H	Detroit Mercy	74 62								
295	A	Loyola Chicago	65 47	70	A	Michigan St.	62 65								
160	A	New Mexico St.	64 55	138	N	ETSU	87 79								
11	A	New Mexico	76 88	14	N	Rutgers	64 75								
				12	N	St. John's (NY)	48 76								

Non-Div I Games: Olivet 86 37

Western Mich.

Average RPI Win:	251	WON-LOST	WINNING	LAST 10	STRENGTH OF	OPP. STRENGTH	TEAM	ADJ.	CONF.	ADJ CONF.
Average RPI Loss:	105	RECORD	PCT. RANK	GAMES	SCHEDULE	OF SCHEDULE	RPI	RPI	RPI	RPI
DIV. I ONLY	3- 8	260	3- 7	93	151	212	212	8	8	
DIV. I NON-CONF.	3- 8	260	3- 8	93	151	212	212	8	8	
TOTALS	RPI 1-25	RPI 26-50	W-L RECORDS	RPI 51-100	RPI 101-150	RPI 150+				
3- 8	0- 2	0- 1	OVERALL	0- 1	0- 2	3- 2				
2- 2	0- 0	0- 0	HOME	0- 0	0- 1	2- 1				
0- 5	0- 2	0- 1	AWAY	0- 1	0- 0	0- 1				
1- 1	0- 0	0- 0	NEUTRAL	0- 0	0- 1	1- 0				
3- 8	0- 2	0- 1	NON-CONFERENCE	0- 1	0- 2	3- 2				
2- 2	0- 0	0- 0	HOME	0- 0	0- 1	2- 1				
0- 5	0- 2	0- 1	AWAY	0- 1	0- 0	0- 1				
1- 1	0- 0	0- 0	NEUTRAL	0- 0	0- 1	1- 0				
0- 0	0- 0	0- 0	CONFERENCE	0- 0	0- 0	0- 0				
0- 0	0- 0	0- 0	HOME	0- 0	0- 0	0- 0				
0- 0	0- 0	0- 0	AWAY	0- 0	0- 0	0- 0				
0- 0	0- 0	0- 0	NEUTRAL	0- 0	0- 0	0- 0				

RPI 1-25				RPI 26-50				RPI 51-100				RPI 101+ Team's RPI: 212			
RPI	S	Opponent	Score	RPI	S	Opponent	Score	RPI	S	Opponent	Score	RPI	S	Opponent	Score
9	A	Tennessee	56 68	50	A	Oklahoma St.	67 91	67	A	Creighton	61 66	136	H	Western Ill.	65 78
11	A	New Mexico	62 76									149	N	Illinois	67 68
												164	H	South Dakota	48 62
												191	N	UC Irvine	76 53
												252	A	Missouri St.	71 94
												252	H	Missouri St.	72 58
												309	H	UMKC	72 63
LAST 12 Division I GAMES:															
309	H	UMKC	72 63	136	H	Western Ill.	65 78								
252	A	Missouri St.	71 94	252	H	Missouri St.	72 58								
164	H	South Dakota	48 62	191	N	UC Irvine	76 53								
50	A	Oklahoma St.	67 91	149	N	Illinois	67 68								
67	A	Creighton	61 66	11	A	New Mexico	62 76								
				9	A	Tennessee	56 68								

Non-Div I Games:

Wichita St.

William & Mary

Through Games Of Dec. 10, 2017

Average RPI Win:	238	WON-LOST	WINNING	LAST 10	STRENGTH OF	OPP. STRENGTH	TEAM	ADJ.	CONF.	ADJ CONF.
Average RPI Loss:	12	RECORD	PCT. RANK	GAMES	SCHEDULE	OF SCHEDULE	RPI	RPI	RPI	RPI
DIV. I ONLY	8- 1	19	8- 1	266	152	68	68	10	10	
DIV. I NON-CONF.	8- 1	19	8- 1	266	152	68	68	10	10	
TOTALS	RPI 1-25	RPI 26-50	W-L RECORDS	RPI 51-100	RPI 101-150	RPI 150+				
8- 1	0- 1	0- 0	OVERALL	0- 0	0- 0	8- 0				
4- 0	0- 0	0- 0	HOME	0- 0	0- 0	4- 0				
4- 1	0- 1	0- 0	AWAY	0- 0	0- 0	4- 0				
0- 0	0- 0	0- 0	NEUTRAL	0- 0	0- 0	0- 0				
8- 1	0- 1	0- 0	NON-CONFERENCE	0- 0	0- 0	8- 0				
4- 0	0- 0	0- 0	HOME	0- 0	0- 0	4- 0				
4- 1	0- 1	0- 0	AWAY	0- 0	0- 0	4- 0				
0- 0	0- 0	0- 0	NEUTRAL	0- 0	0- 0	0- 0				
0- 0	0- 0	0- 0	CONFERENCE	0- 0	0- 0	0- 0				
0- 0	0- 0	0- 0	HOME	0- 0	0- 0	0- 0				
0- 0	0- 0	0- 0	AWAY	0- 0	0- 0	0- 0				
0- 0	0- 0	0- 0	NEUTRAL	0- 0	0- 0	0- 0				

RPI 1-25				RPI 26-50				RPI 51-100				Team's RPI: 68		RPI 101+			
RPI	S	Opponent	Score	RPI	S	Opponent	Score	RPI	S	Opponent	Score			RPI	S	Opponent	Score
12	A	St. John's (NY)	81 92											173	A	Richmond	78 64
														190	H	Davidson	73 55
														211	A	Saint Francis (PA)	92 86
														235	H	Fairfield	57 47
														254	A	Howard	83 71
														256	A	East Carolina	71 65
														286	H	USC Upstate	83 63
														296	H	Loyola Maryland	70 49
LAST 12 Division I GAMES:																	
286	H	USC Upstate	83 63	190	H	Davidson	73 55										
211	A	Saint Francis (PA)	92 86	296	H	Loyola Maryland	70 49										
173	A	Richmond	78 64	256	A	East Carolina	71 65										
				12	A	St. John's (NY)	81 92										
				235	H	Fairfield	57 47										
				254	A	Howard	83 71										

Non-Div I Games:

William & Mary

Loss, Non-Conf, S Site, H Home A Away N Neutral

Average RPI Win: 0		WON-LOST	WINNING	LAST 10	STRENGTH OF	OPP. STRENGTH	TEAM	ADJ.	CONF.	ADJ CONF.
Average RPI Loss: 181		RECORD	PCT. RANK	GAMES	SCHEDULE	OF SCHEDULE	RPI	RPI	RPI	RPI
DIV. I ONLY		0- 8	328	0- 8	206	316	334	334	31	31
DIV. I NON-CONF.		0- 8	328	0- 8	206	316	334	334	31	31
TOTALS	RPI 1-25	RPI 26-50		W-L RECORDS		RPI 51-100	RPI 101-150	RPI 150+		
0- 8	0- 0	0- 0		OVERALL		0- 2	0- 2	0- 4		
0- 4	0- 0	0- 0		HOME		0- 0	0- 2	0- 2		
0- 4	0- 0	0- 0		AWAY		0- 2	0- 0	0- 2		
0- 0	0- 0	0- 0		NEUTRAL		0- 0	0- 0	0- 0		
0- 8	0- 0	0- 0		NON-CONFERENCE		0- 2	0- 2	0- 4		
0- 4	0- 0	0- 0		HOME		0- 0	0- 2	0- 2		
0- 4	0- 0	0- 0		AWAY		0- 2	0- 0	0- 2		
0- 0	0- 0	0- 0		NEUTRAL		0- 0	0- 0	0- 0		
0- 0	0- 0	0- 0		CONFERENCE		0- 0	0- 0	0- 0		
0- 0	0- 0	0- 0		HOME		0- 0	0- 0	0- 0		
0- 0	0- 0	0- 0		AWAY		0- 0	0- 0	0- 0		
0- 0	0- 0	0- 0		NEUTRAL		0- 0	0- 0	0- 0		

RPI 1-25				RPI 26-50				RPI 51-100				RPI 101+				Team's RPI: 334	
RPI	S	Opponent	Score	RPI	S	Opponent	Score	RPI	S	Opponent	Score	RPI	S	Opponent	Score		
								51	A	Duke	30	101	107	H	Duquesne	54	81
								64	A	Elon	37	98	138	H	ETSU	63	74
													227	H	Wofford	68	73
													253	A	Akron	43	69
													284	A	Marshall	40	70
													325	H	South Carolina St.	37	65
LAST 12 Division I GAMES:																	
				51	A	Duke	30	101	107	H	Duquesne	54	81				
				227	H	Wofford	68	73	64	A	Elon	37	98				
				138	H	ETSU	63	74									
				284	A	Marshall	40	70									
				253	A	Akron	43	69									
				325	H	South Carolina St.	37	65									

Non-Div I Games:	N.C. Wesleyan	94	50
------------------	---------------	----	----

Winthrop

Loss, Non-Conf, S Site, H Home A Away N Neutral

Average RPI Win:	189	WON-LOST	WINNING	LAST 10	STRENGTH OF	OPP. STRENGTH	TEAM	ADJ.	CONF.	ADJ CONF.
Average RPI Loss:	47	RECORD	PCT. RANK	GAMES	SCHEDULE	OF SCHEDULE	RPI	RPI	RPI	RPI
DIV. I ONLY	7- 5	135	6- 4	188	13	118	118	3	3	
DIV. I NON-CONF.	7- 5	135	7- 5	188	13	118	118	3	3	
TOTALS	RPI 1-25	RPI 26-50	W-L RECORDS	RPI 51-100	RPI 101-150	RPI 150+				
7- 5	0- 2	0- 1	OVERALL	0- 1	2- 1	5- 0				
5- 1	0- 1	0- 0	HOME	0- 0	0- 0	5- 0				
1- 3	0- 0	0- 1	AWAY	0- 1	1- 1	0- 0				
1- 1	0- 1	0- 0	NEUTRAL	0- 0	1- 0	0- 0				
7- 5	0- 2	0- 1	NON-CONFERENCE	0- 1	2- 1	5- 0				
5- 1	0- 1	0- 0	HOME	0- 0	0- 0	5- 0				
1- 3	0- 0	0- 1	AWAY	0- 1	1- 1	0- 0				
1- 1	0- 1	0- 0	NEUTRAL	0- 0	1- 0	0- 0				
0- 0	0- 0	0- 0	CONFERENCE	0- 0	0- 0	0- 0				
0- 0	0- 0	0- 0	HOME	0- 0	0- 0	0- 0				
0- 0	0- 0	0- 0	AWAY	0- 0	0- 0	0- 0				
0- 0	0- 0	0- 0	NEUTRAL	0- 0	0- 0	0- 0				

RPI 1-25				RPI 26-50				RPI 51-100				RPI 101+ Team's RPI: 118			
RPI	S	Opponent	Score	RPI	S	Opponent	Score	RPI	S	Opponent	Score	RPI	S	Opponent	Score
5	H	Green Bay	34 67	39	A	Butler	62 69	55	A	Marquette	65 88	101	N	Vanderbilt	73 71
23	N	Syracuse	74 77									111	A	George Washington	46 61
												131	A	Pittsburgh	58 57
												175	H	UTRGV	82 54
												176	H	La Salle	71 60
												180	H	Charlotte	80 66
												247	H	Southern U.	77 74
												314	H	Savannah St.	82 24
LAST 12 Division I GAMES:															
176	H	La Salle	71 60	314	H	Savannah St.	82 24								
131	A	Pittsburgh	58 57	39	A	Butler	62 69								
101	N	Vanderbilt	73 71	175	H	UTRGV	82 54								
111	A	George Washington	46 61	55	A	Marquette	65 88								
23	N	Syracuse	74 77	5	H	Green Bay	34 67								
247	H	Southern U.	77 74	180	H	Charlotte	80 66								

Non-Div I Games:

Wisconsin

■ Loss, 
■ Non-Conf, S Site, 
■ Home 
■ Away 
N Neutral

Average RPI Win:	338	WON-LOST	WINNING	LAST 10	STRENGTH OF	OPP. STRENGTH	TEAM	ADJ.	CONF.	ADJ CONF.
Average RPI Loss:	79	RECORD	PCT. RANK	GAMES	SCHEDULE	OF SCHEDULE	RPI	RPI	RPI	RPI
DIV. I ONLY	3- 4	205	3- 4	250	191	227	227	11	11	
DIV. I NON-CONF.	3- 4	205	3- 4	250	191	227	227	11	11	
TOTALS	RPI 1-25	RPI 26-50	W-L RECORDS	RPI 51-100	RPI 101-150	RPI 150+				
3- 4	0- 1	0- 1	OVERALL	0- 1	0- 0	3- 1				
2- 1	0- 0	0- 0	HOME	0- 0	0- 0	2- 1				
1- 3	0- 1	0- 1	AWAY	0- 1	0- 0	1- 0				
0- 0	0- 0	0- 0	NEUTRAL	0- 0	0- 0	0- 0				
3- 4	0- 1	0- 1	NON-CONFERENCE	0- 1	0- 0	3- 1				
2- 1	0- 0	0- 0	HOME	0- 0	0- 0	2- 1				
1- 3	0- 1	0- 1	AWAY	0- 1	0- 0	1- 0				
0- 0	0- 0	0- 0	NEUTRAL	0- 0	0- 0	0- 0				
0- 0	0- 0	0- 0	CONFERENCE	0- 0	0- 0	0- 0				
0- 0	0- 0	0- 0	HOME	0- 0	0- 0	0- 0				
0- 0	0- 0	0- 0	AWAY	0- 0	0- 0	0- 0				
0- 0	0- 0	0- 0	NEUTRAL	0- 0	0- 0	0- 0				

RPI 1-25				RPI 26-50				RPI 51-100				RPI 101+ Team's RPI: 227			
RPI	S	Opponent	Score	RPI	S	Opponent	Score	RPI	S	Opponent	Score	RPI	S	Opponent	Score
7	A	South Carolina	60 94	48	A	Georgia	56 95	97	A	Gardner-Webb	55 73	163	H	Omaha	60 64
												334	A	Winthrop	73 68
												340	H	UNC Asheville	70 68
												341	H	N.C. Central	77 56
LAST 12 Division I GAMES:															
341	H	N.C. Central	77 56	334	A	Winthrop	73 68	97	A	Gardner-Webb	55 73	163	H	Omaha	60 64
7	A	South Carolina	60 94												
48	A	Georgia	56 95												

Non-Div I Games: Bob Jones 96 54 Southern Wesleyan 104 57

Wofford



Average RPI Win: 234		WON-LOST	WINNING	LAST 10	STRENGTH OF	OPP. STRENGTH	TEAM	ADJ.	CONF.	ADJ CONF.
Average RPI Loss: 88		RECORD	PCT. RANK	GAMES	SCHEDULE	OF SCHEDULE	RPI	RPI	RPI	RPI
DIV. I ONLY		6- 2	61	6- 2	296	91	141	141	14	14
DIV. I NON-CONF.		6- 2	61	6- 2	296	91	141	141	14	14
TOTALS		RPI 1-25	RPI 26-50	W-L RECORDS	RPI 51-100	RPI 101-150	RPI 150+			
6- 2	0- 0		0- 1	OVERALL	0- 0	1- 1	5- 0			
3- 0	0- 0		0- 0	HOME	0- 0	0- 0	3- 0			
1- 1	0- 0		0- 1	AWAY	0- 0	0- 0	1- 0			
2- 1	0- 0		0- 0	NEUTRAL	0- 0	1- 1	1- 0			
6- 2	0- 0		0- 1	NON-CONFERENCE	0- 0	1- 1	5- 0			
3- 0	0- 0		0- 0	HOME	0- 0	0- 0	3- 0			
1- 1	0- 0		0- 1	AWAY	0- 0	0- 0	1- 0			
2- 1	0- 0		0- 0	NEUTRAL	0- 0	1- 1	1- 0			
0- 0	0- 0		0- 0	CONFERENCE	0- 0	0- 0	0- 0			
0- 0	0- 0		0- 0	HOME	0- 0	0- 0	0- 0			
0- 0	0- 0		0- 0	AWAY	0- 0	0- 0	0- 0			
0- 0	0- 0		0- 0	NEUTRAL	0- 0	0- 0	0- 0			

RPI 1-25				RPI 26-50				RPI 51-100				RPI 101+				Team's RPI: 141	
RPI	S	Opponent	Score	RPI	S	Opponent	Score	RPI	S	Opponent	Score	RPI	S	Opponent	Score		
				33	A	Missouri	80 82					134	N	Stetson	64 59		
												142	N	Providence	69 74		
												173	N	Richmond	85 69		
												218	A	Kent St.	72 60		
												255	H	Tennessee Tech	82 59		
												306	H	Eastern Ill.	81 46		
												315	H	Chicago St.	84 39		
LAST 12 Division I GAMES:																	
				218	A	Kent St.	72 60					173	N	Richmond	85 69		
				315	H	Chicago St.	84 39					142	N	Providence	69 74		
				255	H	Tennessee Tech	82 59					134	N	Stetson	64 59		
												33	A	Missouri	80 82		
												306	H	Eastern Ill.	81 46		

Non-Div I Games: Northwestern Ohio 106 52

Wright St.

Loss, Non-Conf, S Site, H Home A Away N Neutral

Average RPI Win:	200	WON-LOST	WINNING	LAST 10	STRENGTH OF	OPP. STRENGTH	TEAM	ADJ.	CONF.	ADJ CONF.
Average RPI Loss:	138	RECORD	PCT. RANK	GAMES	SCHEDULE	OF SCHEDULE	RPI	RPI	RPI	RPI
DIV. I ONLY	5- 3	103	5- 3	199	208	132	132	20	20	
DIV. I NON-CONF.	5- 3	103	5- 3	199	208	132	132	20	20	
TOTALS	RPI 1-25	RPI 26-50	W-L RECORDS	RPI 51-100	RPI 101-150	RPI 150+				
5- 3	0- 0	0- 0	OVERALL	1- 0	0- 2	4- 1				
3- 0	0- 0	0- 0	HOME	1- 0	0- 0	2- 0				
2- 1	0- 0	0- 0	AWAY	0- 0	0- 1	2- 0				
0- 2	0- 0	0- 0	NEUTRAL	0- 0	0- 1	0- 1				
5- 3	0- 0	0- 0	NON-CONFERENCE	1- 0	0- 2	4- 1				
3- 0	0- 0	0- 0	HOME	1- 0	0- 0	2- 0				
2- 1	0- 0	0- 0	AWAY	0- 0	0- 1	2- 0				
0- 2	0- 0	0- 0	NEUTRAL	0- 0	0- 1	0- 1				
0- 0	0- 0	0- 0	CONFERENCE	0- 0	0- 0	0- 0				
0- 0	0- 0	0- 0	HOME	0- 0	0- 0	0- 0				
0- 0	0- 0	0- 0	AWAY	0- 0	0- 0	0- 0				
0- 0	0- 0	0- 0	NEUTRAL	0- 0	0- 0	0- 0				

RPI 1-25			RPI 26-50			RPI 51-100			RPI 101+			Team's RPI: 132
RPI	S	Opponent	Score	RPI	S	Opponent	Score	RPI	S	Opponent	Score	
						75 H Idaho St.	61 53			116 N IUPUI	59 65	
										124 A Montana St.	46 50	
										166 H Drake	75 61	
										174 N UNI	40 55	
										192 A Idaho	70 64	
										266 A Denver	61 51	
										303 H Montana	67 62	
LAST 12 Division I GAMES:												
						75 H Idaho St.	61 53			192 A Idaho	70 64	
						124 A Montana St.	46 50			303 H Montana	67 62	
						116 N IUPUI	59 65					
						174 N UNI	40 55					
						166 H Drake	75 61					
						266 A Denver	61 51					

Non-Div I Games: Adams St. 73 47

Wyoming

Average RPI Win:	245	WON-LOST	WINNING	LAST 10	STRENGTH OF	OPP. STRENGTH	TEAM	ADJ.	CONF.	ADJ CONF.
Average RPI Loss:	86	RECORD	PCT. RANK	GAMES	SCHEDULE	OF SCHEDULE	RPI	RPI	RPI	RPI
DIV. I ONLY	5- 3	103	5- 3	88	297	127	127	6	6	
DIV. I NON-CONF.	5- 3	103	5- 3	88	297	127	127	6	6	
TOTALS	RPI 1-25	RPI 26-50	W-L RECORDS	RPI 51-100	RPI 101-150	RPI 150+				
5- 3	0- 0	0- 0	OVERALL	0- 2	0- 1	5- 0				
5- 1	0- 0	0- 0	HOME	0- 1	0- 0	5- 0				
0- 2	0- 0	0- 0	AWAY	0- 1	0- 1	0- 0				
0- 0	0- 0	0- 0	NEUTRAL	0- 0	0- 0	0- 0				
5- 3	0- 0	0- 0	NON-CONFERENCE	0- 2	0- 1	5- 0				
5- 1	0- 0	0- 0	HOME	0- 1	0- 0	5- 0				
0- 2	0- 0	0- 0	AWAY	0- 1	0- 1	0- 0				
0- 0	0- 0	0- 0	NEUTRAL	0- 0	0- 0	0- 0				
0- 0	0- 0	0- 0	CONFERENCE	0- 0	0- 0	0- 0				
0- 0	0- 0	0- 0	HOME	0- 0	0- 0	0- 0				
0- 0	0- 0	0- 0	AWAY	0- 0	0- 0	0- 0				
0- 0	0- 0	0- 0	NEUTRAL	0- 0	0- 0	0- 0				

RPI 1-25				RPI 26-50				RPI 51-100				RPI 101+ Team's RPI: 127			
RPI	S	Opponent	Score	RPI	S	Opponent	Score	RPI	S	Opponent	Score	RPI	S	Opponent	Score
								59	A	Minnesota	62 74	105	A	Bowling Green	53 63
								95	H	Wake Forest	57 62	159	H	New Hampshire	71 66
												237	H	Grambling	72 67
												243	H	Cincinnati	53 50
												289	H	Mt. St. Mary's	66 45
												298	H	Fort Wayne	62 50
LAST 12 Division I GAMES:															
				237	H	Grambling	72 67	243	H	Cincinnati	53 50				
				289	H	Mt. St. Mary's	66 45	105	A	Bowling Green	53 63				
				159	H	New Hampshire	71 66	95	H	Wake Forest	57 62				
								298	H	Fort Wayne	62 50				
								59	A	Minnesota	62 74				

Non-Div I Games:

Xavier

Through Games of Dec. 10, 1917.										
Average RPI Win:	176	WON-LOST	WINNING	LAST 10	STRENGTH OF	OPP. STRENGTH	TEAM	ADJ.	CONF.	ADJ CONF.
Average RPI Loss:	121	RECORD	PCT. RANK	GAMES	SCHEDULE	OF SCHEDULE	RPI	RPI	RPI	RPI
DIV. I ONLY	6- 3	85	6- 3	98	149	71	71	9	9	
DIV. I NON-CONF.	6- 3	85	6- 3	98	149	71	71	9	9	
-----										
TOTALS	RPI 1-25		RPI 26-50	W-L RECORDS	RPI 51-100	RPI 101-150		RPI 150+		
6- 3	0- 0		0- 0	OVERALL	1- 1	1- 1		4- 1		
2- 2	0- 0		0- 0	HOME	0- 0	1- 1		1- 1		
4- 1	0- 0		0- 0	AWAY	1- 1	0- 0		3- 0		
0- 0	0- 0		0- 0	NEUTRAL	0- 0	0- 0		0- 0		
6- 3	0- 0		0- 0	NON-CONFERENCE	1- 1	1- 1		4- 1		
2- 2	0- 0		0- 0	HOME	0- 0	1- 1		1- 1		
4- 1	0- 0		0- 0	AWAY	1- 1	0- 0		3- 0		
0- 0	0- 0		0- 0	NEUTRAL	0- 0	0- 0		0- 0		
0- 0	0- 0		0- 0	CONFERENCE	0- 0	0- 0		0- 0		
0- 0	0- 0		0- 0	HOME	0- 0	0- 0		0- 0		
0- 0	0- 0		0- 0	AWAY	0- 0	0- 0		0- 0		
0- 0	0- 0		0- 0	NEUTRAL	0- 0	0- 0		0- 0		

RPI 1-25				RPI 26-50				RPI 51-100				Team's RPI: 71	RPI 101+				
RPI	S	Opponent	Score	RPI	S	Opponent	Score	RPI	S	Opponent	Score		RPI	S	Opponent	Score	
								53	A	Kansas	75	81	142	H	Providence	51	55
								57	A	TCU	82	72	146	H	Colgate	82	56
													151	A	Stony Brook	77	71
													169	H	Army West Point	65	82
													213	H	LIU Brooklyn	62	51
													228	A	Central Conn. St.	75	62
													262	A	Binghamton	73	69
LAST 12 Division I GAMES:																	
228	A	Central Conn. St.	75	62	142	H	Providence	51	55								
151	A	Stony Brook	77	71	169	H	Army West Point	65	82								
262	A	Binghamton	73	69	57	A	TCU	82	72								
					53	A	Kansas	75	81								
					146	H	Colgate	82	56								
					213	H	LIU Brooklyn	62	51								

Non-Div I Games:

Yale

Average RPI Win: 295		WON-LOST	WINNING	LAST 10	STRENGTH OF	OPP. STRENGTH	TEAM	ADJ.	CONF.	ADJ CONF.
Average RPI Loss: 191		RECORD	PCT. RANK	GAMES	SCHEDULE	OF SCHEDULE	RPI	RPI	RPI	RPI
DIV. I ONLY		1- 7	302	1- 7	214	318	294	294	14	14
DIV. I NON-CONF.		1- 7	302	1- 7	214	318	294	294	14	14
TOTALS	RPI 1-25		RPI 26-50		W-L RECORDS		RPI 51-100		RPI 101-150	RPI 150+
1- 7	0- 0		0- 0		OVERALL		0- 0		0- 2	1- 5
0- 2	0- 0		0- 0		HOME		0- 0		0- 0	0- 2
1- 5	0- 0		0- 0		AWAY		0- 0		0- 2	1- 3
0- 0	0- 0		0- 0		NEUTRAL		0- 0		0- 0	0- 0
1- 7	0- 0		0- 0		NON-CONFERENCE		0- 0		0- 2	1- 5
0- 2	0- 0		0- 0		HOME		0- 0		0- 0	0- 2
1- 5	0- 0		0- 0		AWAY		0- 0		0- 2	1- 3
0- 0	0- 0		0- 0		NEUTRAL		0- 0		0- 0	0- 0
0- 0	0- 0		0- 0		CONFERENCE		0- 0		0- 0	0- 0
0- 0	0- 0		0- 0		HOME		0- 0		0- 0	0- 0
0- 0	0- 0		0- 0		AWAY		0- 0		0- 0	0- 0
0- 0	0- 0		0- 0		NEUTRAL		0- 0		0- 0	0- 0

RPI 1-25				RPI 26-50				RPI 51-100				RPI 101+				Team's RPI: 294	
RPI	S	Opponent	Score	RPI	S	Opponent	Score	RPI	S	Opponent	Score	RPI	S	Opponent	Score		
												112	A	American	72	78	
												131	A	Pittsburgh	58	66	
												201	H	Bucknell	60	66	
												210	A	Robert Morris	52	84	
												211	A	Saint Francis (PA)	65	79	
												218	H	Kent St.	44	55	
												253	A	Akron	58	75	
												295	A	Loyola Chicago	73	49	
LAST 12 Division I GAMES:																	
				211	A	Saint Francis (PA)	65	79	218	H	Kent St.	44	55				
				253	A	Akron	58	75	131	A	Pittsburgh	58	66				
				112	A	American	72	78									
				210	A	Robert Morris	52	84									
				201	H	Bucknell	60	66									
				295	A	Loyola Chicago	73	49									

Non-Div I Games:	Ohio Valley	86	59
------------------	-------------	----	----

Youngstown St.

■ Loss, ■ Non-Conf, S Site, H Home A Away N Neutral