

Average RPI Win:	302	WON-LOST	WINNING	LAST 10	STRENGTH OF	OPP. STRENGTH	TEAM	ADJ.	CONF.	ADJ CONF.
Average RPI Loss:	142	RECORD	PCT. RANK	GAMES	SCHEDULE	OF SCHEDULE	RPI	RPI	RPI	RPI
DIV. I ONLY	2- 3	207	0- 1	252	239	249	249	22	22	
DIV. I NON-CONF.	2- 3	207	0- 1	252	239	249	249	22	22	

TOTALS	RPI 1-25	RPI 26-50	W-L RECORDS	RPI 51-100	RPI 101-150	RPI 150+				
2- 3	0- 0	0- 0	OVERALL	0- 0	0- 3	2- 0				
0- 1	0- 0	0- 0	HOME	0- 0	0- 1	0- 0				
1- 1	0- 0	0- 0	AWAY	0- 0	0- 1	1- 0				
1- 1	0- 0	0- 0	NEUTRAL	0- 0	0- 1	1- 0				
2- 3	0- 0	0- 0	NON-CONFERENCE	0- 0	0- 3	2- 0				
0- 1	0- 0	0- 0	HOME	0- 0	0- 1	0- 0				
1- 1	0- 0	0- 0	AWAY	0- 0	0- 1	1- 0				
1- 1	0- 0	0- 0	NEUTRAL	0- 0	0- 1	1- 0				
0- 0	0- 0	0- 0	CONFERENCE	0- 0	0- 0	0- 0				
0- 0	0- 0	0- 0	HOME	0- 0	0- 0	0- 0				
0- 0	0- 0	0- 0	AWAY	0- 0	0- 0	0- 0				
0- 0	0- 0	0- 0	NEUTRAL	0- 0	0- 0	0- 0				

RPI 1-25				RPI 26-50				RPI 51-100				RPI 101+ Team's RPI: 249			
RPI	S	Opponent	Score	RPI	S	Opponent	Score	RPI	S	Opponent	Score	RPI	S	Opponent	Score
												136	N	Prairie View	59 67
												141	A	Texas Tech	61 78
												148	H	Texas St.	53 60
												287	A	UTRGV	59 49
												316	N	Louisiana	64 63
LAST 12 Division I GAMES:															
				136	N	Prairie View	59 67								
				316	N	Louisiana	64 63								
				148	H	Texas St.	53 60								
				141	A	Texas Tech	61 78								
				287	A	UTRGV	59 49								

Non-Div I Games: UNKNOWN 78 40

A&M-Corpus Christi

Average RPI Win:	248	WON-LOST	WINNING	LAST 10	STRENGTH OF	OPP. STRENGTH	TEAM	ADJ.	CONF.	ADJ CONF.
Average RPI Loss:	51	RECORD	PCT. RANK	GAMES	SCHEDULE	OF SCHEDULE	RPI	RPI	RPI	RPI

DIV. I ONLY	3- 1	68	0- 0	228	177	95	95	22	22
DIV. I NON-CONF.	3- 1	68	0- 0	228	177	95	95	22	22

TOTALS	RPI 1-25	RPI 26-50	W-L RECORDS	RPI 51-100	RPI 101-150	RPI 150+			
3- 1	0- 0	0- 0	OVERALL	0- 1	1- 0	2- 0			
0- 0	0- 0	0- 0	HOME	0- 0	0- 0	0- 0			
2- 1	0- 0	0- 0	AWAY	0- 1	1- 0	1- 0			
1- 0	0- 0	0- 0	NEUTRAL	0- 0	0- 0	1- 0			
3- 1	0- 0	0- 0	NON-CONFERENCE	0- 1	1- 0	2- 0			
0- 0	0- 0	0- 0	HOME	0- 0	0- 0	0- 0			
2- 1	0- 0	0- 0	AWAY	0- 1	1- 0	1- 0			
1- 0	0- 0	0- 0	NEUTRAL	0- 0	0- 0	1- 0			
0- 0	0- 0	0- 0	CONFERENCE	0- 0	0- 0	0- 0			
0- 0	0- 0	0- 0	HOME	0- 0	0- 0	0- 0			
0- 0	0- 0	0- 0	AWAY	0- 0	0- 0	0- 0			
0- 0	0- 0	0- 0	NEUTRAL	0- 0	0- 0	0- 0			

RPI 1-25				RPI 26-50				RPI 51-100 Team's RPI: 95				RPI 101+			
RPI	S	Opponent	Score	RPI	S	Opponent	Score	RPI	S	Opponent	Score	RPI	S	Opponent	Score
								51	A	Tul sa	63 75	135	A	New Mexico St.	58 46
												270	N	Texas Southern	81 39
												339	A	UTEP	70 69

LAST 12 Division I GAMES:															
								51	A	Tul sa	63 75	339	A	UTEP	70 69
												270	N	Texas Southern	81 39
												135	A	New Mexico St.	58 46

Non-Div I Games: Eastern N.M. 78 46 Howard Payne 98 43 Southwest (NM) 90 47 Schreiner 90 43 Abilene Christian

Average RPI	Win:	219	WON-LOST	WINNING	LAST 10	STRENGTH OF	OPP. STRENGTH	TEAM	ADJ.	CONF.	ADJ CONF.
Average RPI	Loss:	76	RECORD	PCT. RANK	GAMES	SCHEDULE	OF SCHEDULE	RPI	RPI	RPI	RPI
DIV. I ONLY		3- 3		160	1- 0	65	236	121	121	9	9
DIV. I NON-CONF.		3- 3		160	1- 0	65	236	121	121	9	9

TOTALS	RPI 1-25		RPI 26-50		W-L RECORDS	RPI 51-100		RPI 101-150		RPI 150+	
3- 3	0- 0		1- 2		OVERALL	0- 0		0- 0		2- 1	
2- 1	0- 0		1- 0		HOME	0- 0		0- 0		1- 1	
1- 2	0- 0		0- 2		AWAY	0- 0		0- 0		1- 0	
0- 0	0- 0		0- 0		NEUTRAL	0- 0		0- 0		0- 0	
3- 3	0- 0		1- 2		NON-CONFERENCE	0- 0		0- 0		2- 1	
2- 1	0- 0		1- 0		HOME	0- 0		0- 0		1- 1	
1- 2	0- 0		0- 2		AWAY	0- 0		0- 0		1- 0	
0- 0	0- 0		0- 0		NEUTRAL	0- 0		0- 0		0- 0	
0- 0	0- 0		0- 0		CONFERENCE	0- 0		0- 0		0- 0	
0- 0	0- 0		0- 0		HOME	0- 0		0- 0		0- 0	
0- 0	0- 0		0- 0		AWAY	0- 0		0- 0		0- 0	
0- 0	0- 0		0- 0		NEUTRAL	0- 0		0- 0		0- 0	

RPI 1-25				RPI 26-50				RPI 51-100				RPI 101+ Team's RPI: 121			
RPI	S	Opponent	Score	RPI	S	Opponent	Score	RPI	S	Opponent	Score	RPI	S	Opponent	Score
				33	H	Northern Colo.	69 57					157	H	George Mason	71 78
				35	A	Denver	66 92					296	A	Army West Point	71 60
				36	A	Northeastern	41 54					329	H	Fairleigh Dickinson	85 37
LAST 12 Division I GAMES:															
				329	H	Fairleigh Dickinson	85 37	33	H	Northern Colo.	69 57				
				35	A	Denver	66 92	36	A	Northeastern	41 54				
				157	H	George Mason	71 78	296	A	Army West Point	71 60				

Non-Div I Games: Western St. 72 54

Air Force

■ Loss,
 ■ Non-Conf, S Site,
 ■ Home
 ■ Away
 N Neutral

Average RPI Win: 294
Average RPI Loss: 138

WON-LOST
RECORD

WINNING
PCT. RANK

LAST 10
GAMES

STRENGTH OF
SCHEDULE

OPP. STRENGTH
OF SCHEDULE

TEAM
RPI

ADJ.
RPI

CONF.
RPI

ADJ CONF.
RPI

DIV. I ONLY
DIV. I NON-CONF.

4- 1
4- 1

63
63

1- 0
1- 0

349
349

91
91

231
231

231
231

11
11

11
11

TOTALS

RPI 1-25

RPI 26-50

W-L RECORDS

RPI 51-100

RPI 101-150

RPI 150+

4- 1

0- 0

0- 0

OVERALL

0- 0

0- 1

4- 0

1- 0

0- 0

0- 0

HOME

0- 0

0- 0

1- 0

1- 1

0- 0

0- 0

AWAY

0- 0

0- 1

1- 0

2- 0

0- 0

0- 0

NEUTRAL

0- 0

0- 0

2- 0

4- 1

0- 0

0- 0

NON-CONFERENCE

0- 0

0- 1

4- 0

1- 0

0- 0

0- 0

HOME

0- 0

0- 0

1- 0

1- 1

0- 0

0- 0

AWAY

0- 0

0- 1

1- 0

2- 0

0- 0

0- 0

NEUTRAL

0- 0

0- 0

2- 0

0- 0

0- 0

0- 0

CONFERENCE

0- 0

0- 0

0- 0

0- 0

0- 0

0- 0

HOME

0- 0

0- 0

0- 0

0- 0

0- 0

0- 0

AWAY

0- 0

0- 0

0- 0

0- 0

0- 0

0- 0

NEUTRAL

0- 0

0- 0

0- 0

RPI 1-25

RPI 26-50

RPI 51-100

RPI 101+

Team's RPI: 231

RPI S Opponent Score

RPI S Opponent Score

RPI S Opponent Score

RPI S Opponent Score

138 A Youngstown St. 61 72
256 N Oakland 85 65
261 H Eastern Ky. 63 54
327 A N. C. A&T 49 36
330 N Northern Ky. 77 60

LAST 12 Division I GAMES:

261 H Eastern Ky. 63 54
138 A Youngstown St. 61 72
330 N Northern Ky. 77 60
256 N Oakland 85 65
327 A N. C. A&T 49 36

A
k
r
o
n

A
k
r
o
n

Non-Div I Games:

Akron

Loss, Non-Conf, S Site, H Home A Away N Neutral

Average RPI Win:	191	WON-LOST	WINNING	LAST 10	STRENGTH OF	OPP. STRENGTH	TEAM	ADJ.	CONF.	ADJ CONF.
Average RPI Loss:	89	RECORD	PCT. RANK	GAMES	SCHEDULE	OF SCHEDULE	RPI	RPI	RPI	RPI
DIV. I ONLY	5- 2	80	0- 1	80	173	60	60	5	5	
DIV. I NON-CONF.	5- 2	80	0- 1	80	173	60	60	5	5	

TOTALS	RPI 1-25	RPI 26-50	W-L RECORDS	RPI 51-100	RPI 101-150	RPI 150+				
5- 2	0- 0	0- 0	OVERALL	1- 1	1- 1	3- 0				
4- 0	0- 0	0- 0	HOME	1- 0	1- 0	2- 0				
1- 1	0- 0	0- 0	AWAY	0- 0	0- 1	1- 0				
0- 1	0- 0	0- 0	NEUTRAL	0- 1	0- 0	0- 0				
5- 2	0- 0	0- 0	NON-CONFERENCE	1- 1	1- 1	3- 0				
4- 0	0- 0	0- 0	HOME	1- 0	1- 0	2- 0				
1- 1	0- 0	0- 0	AWAY	0- 0	0- 1	1- 0				
0- 1	0- 0	0- 0	NEUTRAL	0- 1	0- 0	0- 0				
0- 0	0- 0	0- 0	CONFERENCE	0- 0	0- 0	0- 0				
0- 0	0- 0	0- 0	HOME	0- 0	0- 0	0- 0				
0- 0	0- 0	0- 0	AWAY	0- 0	0- 0	0- 0				
0- 0	0- 0	0- 0	NEUTRAL	0- 0	0- 0	0- 0				

RPI 1-25				RPI 26-50				RPI 51-100				RPI 101+			
RPI	S	Opponent	Score	RPI	S	Opponent	Score	RPI	S	Opponent	Score	RPI	S	Opponent	Score
								51	N	Tul sa	73 80	126	A	Utah	62 72
								91	H	Cl emson	76 56	144	H	Southeastern La.	88 40
												163	A	SMU	62 61
												269	H	Stetson	59 47
												289	H	Grambl ing	73 55

LAST 12 Division I GAMES:															
163	A	SMU	62 61	51	N	Tul sa	73 80	269	H	Stetson	59 47				
126	A	Utah	62 72	289	H	Grambl ing	73 55	91	H	Cl emson	76 56				
144	H	Southeastern La.	88 40												

Non-Div I Games:

Alabama

Average RPI Win: 302		WON-LOST	WINNING	LAST 10	STRENGTH OF	OPP. STRENGTH	TEAM	ADJ.	CONF.	ADJ CONF.
Average RPI Loss: 168		RECORD	PCT. RANK	GAMES	SCHEDULE	OF SCHEDULE	RPI	RPI	RPI	RPI
DIV. I ONLY		2- 4	226	1- 0	135	304	218	218	26	26
DIV. I NON-CONF.		2- 4	226	1- 0	135	304	218	218	26	26

TOTALS		RPI 1-25		RPI 26-50	W-L RECORDS		RPI 51-100	RPI 101-150	RPI 150+	
2- 4		0- 0		0- 1	OVERALL		0- 0	0- 1	2- 2	
1- 1		0- 0		0- 0	HOME		0- 0	0- 0	1- 1	
1- 3		0- 0		0- 1	AWAY		0- 0	0- 1	1- 1	
0- 0		0- 0		0- 0	NEUTRAL		0- 0	0- 0	0- 0	
2- 4		0- 0		0- 1	NON-CONFERENCE		0- 0	0- 1	2- 2	
1- 1		0- 0		0- 0	HOME		0- 0	0- 0	1- 1	
1- 3		0- 0		0- 1	AWAY		0- 0	0- 1	1- 1	
0- 0		0- 0		0- 0	NEUTRAL		0- 0	0- 0	0- 0	
0- 0		0- 0		0- 0	CONFERENCE		0- 0	0- 0	0- 0	
0- 0		0- 0		0- 0	HOME		0- 0	0- 0	0- 0	
0- 0		0- 0		0- 0	AWAY		0- 0	0- 0	0- 0	
0- 0		0- 0		0- 0	NEUTRAL		0- 0	0- 0	0- 0	

RPI	S	Opponent	Score	RPI	S	Opponent	Score	RPI	S	Opponent	Score	RPI	S	Opponent	Score
				38	A	Kansas	54 65					145	A	UAB	47 82
												168	A	Illinois	60 88
												300	A	Murray St.	59 53
												303	H	Tennessee St.	67 57
												321	H	Lipscomb	58 62
LAST 12 Division I GAMES:															
300	A	Murray St.	59 53	321	H	Lipscomb	58 62								
145	A	UAB	47 82	303	H	Tennessee St.	67 57								
38	A	Kansas	54 65	168	A	Illinois	60 88								

Non-Div I Games:

Alabama A&M

Average RPI Win: 0		WON-LOST RECORD		WINNING PCT. RANK		LAST 10 GAMES		STRENGTH OF SCHEDULE		OPP. STRENGTH OF SCHEDULE		TEAM RPI		ADJ. RPI		CONF. RPI		ADJ CONF. RPI	
Average RPI Loss: 135																			
DIV. I ONLY		0- 5		321		0- 0		33		316		254		254		26		26	
DIV. I NON-CONF.		0- 5		321		0- 0		33		316		254		254		26		26	
TOTALS		RPI 1-25		RPI 26-50		W-L RECORDS		RPI 51-100		RPI 101-150		RPI 150+							
0- 5		0- 1		0- 0		OVERALL		0- 0		0- 1		0- 3							
0- 2		0- 0		0- 0		HOME		0- 0		0- 1		0- 1							
0- 3		0- 1		0- 0		AWAY		0- 0		0- 0		0- 2							
0- 0		0- 0		0- 0		NEUTRAL		0- 0		0- 0		0- 0							
0- 5		0- 1		0- 0		NON-CONFERENCE		0- 0		0- 1		0- 3							
0- 2		0- 0		0- 0		HOME		0- 0		0- 1		0- 1							
0- 3		0- 1		0- 0		AWAY		0- 0		0- 0		0- 2							
0- 0		0- 0		0- 0		NEUTRAL		0- 0		0- 0		0- 0							
0- 0		0- 0		0- 0		CONFERENCE		0- 0		0- 0		0- 0							
0- 0		0- 0		0- 0		HOME		0- 0		0- 0		0- 0							
0- 0		0- 0		0- 0		AWAY		0- 0		0- 0		0- 0							
0- 0		0- 0		0- 0		NEUTRAL		0- 0		0- 0		0- 0							

RPI 1-25				RPI 26-50				RPI 51-100				RPI 101+ Team's RPI: 254			
RPI	S	Opponent	Score	RPI	S	Opponent	Score	RPI	S	Opponent	Score	RPI	S	Opponent	Score
16	A	Kentucky	35 87									118	H	South Carolina	38 94
												173	A	North Ala.	42 68
												184	H	Samford	51 60
												185	A	Troy	46 116

LAST 12 Division I GAMES:															
118	H	South Carolina	38 94	185	A	Troy	46 116								
16	A	Kentucky	35 87	173	A	North Ala.	42 68								
				184	H	Samford	51 60								

Non-Div I Games: Mobile 69 63

Alabama St.

Loss,
Non-Conf, S Site,
H Home
A Away
N Neutral

Average RPI Win: 346

Average RPI Loss: 191

WON-LOST
RECORDWINNING
PCT. RANKLAST 10
GAMESSTRENGTH OF
SCHEDULEOPP. STRENGTH
OF SCHEDULETEAM
RPIADJ.
RPICONF.
RPIADJ CONF.
RPIDIV. I ONLY
DIV. I NON-CONF.1- 7
1- 7313
3130- 1
0- 1301
301244
244338
338338
33825
2525
25

TOTALS

RPI 1-25

RPI 26-50

W-L RECORDS

RPI 51-100

RPI 101-150

RPI 150+

1- 7

0- 0

0- 0

OVERALL

0- 1

0- 2

1- 4

1- 2

0- 0

0- 0

HOME

0- 0

0- 1

1- 1

0- 5

0- 0

0- 0

AWAY

0- 1

0- 1

0- 3

0- 0

0- 0

0- 0

NEUTRAL

0- 0

0- 0

0- 0

1- 7

0- 0

0- 0

NON-CONFERENCE

0- 1

0- 2

1- 4

1- 2

0- 0

0- 0

HOME

0- 0

0- 1

1- 1

0- 5

0- 0

0- 0

AWAY

0- 1

0- 1

0- 3

0- 0

0- 0

0- 0

NEUTRAL

0- 0

0- 0

0- 0

0- 0

0- 0

0- 0

CONFERENCE

0- 0

0- 0

0- 0

0- 0

0- 0

0- 0

HOME

0- 0

0- 0

0- 0

0- 0

0- 0

0- 0

AWAY

0- 0

0- 0

0- 0

0- 0

0- 0

0- 0

NEUTRAL

0- 0

0- 0

0- 0

RPI 1-25

RPI 26-50

RPI 51-100

RPI 101+

Team's RPI: 338

RPI S Opponent Score

RPI S Opponent Score

RPI S Opponent Score

RPI S Opponent Score

80 A South Fla. 37 74

123 H Holy Cross 50 56

131 A Rutgers 39 65

154 A Monmouth 56 64

251 A Cornell I 34 48

265 A Lafayette 66 67

336 H Canisius 42 48

346 H Manhattan 60 54

LAST 12 Division I GAMES:

265	A	Lafayette	66	67	131	A	Rutgers	39	65
336	H	Canisius	42	48	346	H	Manhattan	60	54
123	H	Holy Cross	50	56	251	A	Cornell I	34	48
154	A	Monmouth	56	64	80	A	South Fla.	37	74

Albany (NY)

Albany (NY)

Non-Div I Games:

Albany (NY)

Loss,
 Non-Conf, S Site,
 H Home
A Away
 N Neutral

ADJ CONF.
RPI

A

A
l
c
o
r
n

A
l
c
o
r
n

Al corn

Average RPI	Win: 177	WON-LOST	WINNING	LAST 10	STRENGTH OF	OPP. STRENGTH	TEAM	ADJ.	CONF.	ADJ CONF.
Average RPI	Loss: 45	RECORD	PCT. RANK	GAMES	SCHEDULE	OF SCHEDULE	RPI	RPI	RPI	RPI
DIV. I ONLY	4- 3	137	1- 0	30	205	59	59	19	19	
DIV. I NON-CONF.	4- 3	137	1- 0	30	205	59	59	19	19	

TOTALS	RPI 1-25	RPI 26-50	W-L RECORDS	RPI 51-100	RPI 101-150	RPI 150+				
4- 3	0- 1	0- 1	OVERALL	1- 1	0- 0	3- 0				
3- 0	0- 0	0- 0	HOME	1- 0	0- 0	2- 0				
1- 1	0- 0	0- 1	AWAY	0- 0	0- 0	1- 0				
0- 2	0- 1	0- 0	NEUTRAL	0- 1	0- 0	0- 0				
4- 3	0- 1	0- 1	NON-CONFERENCE	1- 1	0- 0	3- 0				
3- 0	0- 0	0- 0	HOME	1- 0	0- 0	2- 0				
1- 1	0- 0	0- 1	AWAY	0- 0	0- 0	1- 0				
0- 2	0- 1	0- 0	NEUTRAL	0- 1	0- 0	0- 0				
0- 0	0- 0	0- 0	CONFERENCE	0- 0	0- 0	0- 0				
0- 0	0- 0	0- 0	HOME	0- 0	0- 0	0- 0				
0- 0	0- 0	0- 0	AWAY	0- 0	0- 0	0- 0				
0- 0	0- 0	0- 0	NEUTRAL	0- 0	0- 0	0- 0				

RPI 1-25	RPI 26-50	RPI 51-100	Team's RPI: 59	RPI 101+
RPI S Opponent Score	RPI S Opponent Score	RPI S Opponent Score		RPI S Opponent Score
15 N Stanford 49 71	35 A Denver 54 83	51 H Tul sa 68 52		157 H George Mason 86 71
		86 N FGCU 71 90		232 H UMBC 64 42
				268 A Hawai i 69 57
LAST 12 Division I GAMES:				
232 H UMBC 64 42	268 A Hawai i 69 57	35 A Denver 54 83	157 H George Mason 86 71	51 H Tul sa 68 52
86 N FGCU 71 90				
15 N Stanford 49 71				

Non-Div I Games:

American

Average RPI Win: 295		WON-LOST RECORD	WINNING PCT. RANK	LAST 10 GAMES	STRENGTH OF SCHEDULE	OPP. STRENGTH OF SCHEDULE	TEAM RPI	ADJ. RPI	CONF. RPI	ADJ. CONF. RPI
Average RPI Loss: 166										
DIV. I ONLY		4- 3	137	0- 1	286	235	209	209	21	21
DIV. I NON-CONF.		4- 3	137	0- 1	286	235	209	209	21	21
TOTALS		RPI 1-25	RPI 26-50	W-L RECORDS	RPI 51-100	RPI 101-150	RPI 150+			
4- 3	0- 0		0- 0	OVERALL	0- 1	0- 1	4- 1			
3- 0	0- 0		0- 0	HOME	0- 0	0- 0	3- 0			
1- 3	0- 0		0- 0	AWAY	0- 1	0- 1	1- 1			
0- 0	0- 0		0- 0	NEUTRAL	0- 0	0- 0	0- 0			
4- 3	0- 0		0- 0	NON-CONFERENCE	0- 1	0- 1	4- 1			
3- 0	0- 0		0- 0	HOME	0- 0	0- 0	3- 0			
1- 3	0- 0		0- 0	AWAY	0- 1	0- 1	1- 1			
0- 0	0- 0		0- 0	NEUTRAL	0- 0	0- 0	0- 0			
0- 0	0- 0		0- 0	CONFERENCE	0- 0	0- 0	0- 0			
0- 0	0- 0		0- 0	HOME	0- 0	0- 0	0- 0			
0- 0	0- 0		0- 0	AWAY	0- 0	0- 0	0- 0			
0- 0	0- 0		0- 0	NEUTRAL	0- 0	0- 0	0- 0			

RPI 1-25				RPI 26-50				RPI 51-100				RPI 101+ Team' s RPI : 209					
RPI	S	Opponent	Score	RPI	S	Opponent	Score	RPI	S	Opponent	Score	RPI	S	Opponent	Score		
								96	A	Georgi a Tech	53	71	145	A	UAB	61	80
													258	A	ETSU	64	95
													264	A	Davi dson	81	78
													274	H	El on	65	62
													318	H	Marshal l	74	52
													325	H	UNC Greensboro	68	65
LAST 12 Division I GAMES:																	
				274	H	El on	65	62					258	A	ETSU	64	95
				264	A	Davi dson	81	78					318	H	Marshal l	74	52
				325	H	UNC Greensboro	68	65									
				96	A	Georgi a Tech	53	71									
				145	A	UAB	61	80									

Non-Div l Games:

Appal achi an St.

Average RPI	Win: 222	WON-LOST RECORD	WINNING PCT. RANK	LAST 10 GAMES	STRENGTH OF SCHEDULE	OPP. STRENGTH OF SCHEDULE	TEAM RPI	ADJ. RPI	CONF. RPI	ADJ CONF. RPI
Average RPI	Loss: 79									
DIV. I ONLY	5- 1	45	1- 0	291	102	169	169	2	2	
DIV. I NON-CONF.	5- 1	45	1- 0	291	102	169	169	2	2	

TOTALS	RPI 1-25	RPI 26-50	W-L RECORDS	RPI 51-100	RPI 101-150	RPI 150+				
5- 1	0- 0	0- 0	OVERALL	1- 1	1- 0	3- 0				
3- 1	0- 0	0- 0	HOME	0- 1	1- 0	2- 0				
0- 0	0- 0	0- 0	AWAY	0- 0	0- 0	0- 0				
2- 0	0- 0	0- 0	NEUTRAL	1- 0	0- 0	1- 0				
5- 1	0- 0	0- 0	NON-CONFERENCE	1- 1	1- 0	3- 0				
3- 1	0- 0	0- 0	HOME	0- 1	1- 0	2- 0				
0- 0	0- 0	0- 0	AWAY	0- 0	0- 0	0- 0				
2- 0	0- 0	0- 0	NEUTRAL	1- 0	0- 0	1- 0				
0- 0	0- 0	0- 0	CONFERENCE	0- 0	0- 0	0- 0				
0- 0	0- 0	0- 0	HOME	0- 0	0- 0	0- 0				
0- 0	0- 0	0- 0	AWAY	0- 0	0- 0	0- 0				
0- 0	0- 0	0- 0	NEUTRAL	0- 0	0- 0	0- 0				

RPI 1-25				RPI 26-50				RPI 51-100				RPI 101+				Team's RPI: 169
RPI	S	Opponent	Score	RPI	S	Opponent	Score	RPI	S	Opponent	Score	RPI	S	Opponent	Score	
								79	H	Loyola Marymount	64 66	129	H	Idaho St.	71 46	
								82	N	Portland	92 70	282	N	Seattle U	84 54	
												305	H	South Carolina St.	73 32	
												313	H	Incarnate Word	84 42	

LAST 12 Division I GAMES:																
				313	H	Incarnate Word	84 42	305	H	South Carolina St.	73 32					
								82	N	Portland	92 70					
								282	N	Seattle U	84 54					
								79	H	Loyola Marymount	64 66					
								129	H	Idaho St.	71 46					

Non-Div I Games:

Ari zona

Average RPI Win: 206				WON-LOST		WINNING		LAST 10		STRENGTH OF		OPP. STRENGTH		TEAM		ADJ.		CONF.		ADJ CONF.	
Average RPI Loss: 9				RECORD		PCT. RANK		GAMES		SCHEDULE		OF SCHEDULE		RPI		RPI		RPI		RPI	
DIV. I ONLY				4- 2		97		1- 0		37		157		46		46		2		2	
DIV. I NON-CONF.				4- 2		97		1- 0		37		157		46		46		2		2	
TOTALS				RPI 1-25		RPI 26-50		W-L RECORDS		RPI 51-100		RPI 101-150		RPI 150+							
4- 2				0- 2		0- 0		OVERALL		0- 0		1- 0		3- 0							
2- 1				0- 1		0- 0		HOME		0- 0		0- 0		2- 0							
1- 0				0- 0		0- 0		AWAY		0- 0		1- 0		0- 0							
1- 1				0- 1		0- 0		NEUTRAL		0- 0		0- 0		1- 0							
4- 2				0- 2		0- 0		NON-CONFERENCE		0- 0		1- 0		3- 0							
2- 1				0- 1		0- 0		HOME		0- 0		0- 0		2- 0							
1- 0				0- 0		0- 0		AWAY		0- 0		1- 0		0- 0							
1- 1				0- 1		0- 0		NEUTRAL		0- 0		0- 0		1- 0							
0- 0				0- 0		0- 0		CONFERENCE		0- 0		0- 0		0- 0							
0- 0				0- 0		0- 0		HOME		0- 0		0- 0		0- 0							
0- 0				0- 0		0- 0		AWAY		0- 0		0- 0		0- 0							
0- 0				0- 0		0- 0		NEUTRAL		0- 0		0- 0		0- 0							

RPI 1-25				RPI 26-50				Team's RPI: 46				RPI 51-100				RPI 101+			
RPI	S	Opponent	Score	RPI	S	Opponent	Score	RPI	S	Opponent	Score	RPI	S	Opponent	Score	RPI	S	Opponent	Score
6	N	Louisville	56 58													125	A	Arkansas	88 85
12	H	Baylor	59 65													166	H	Louisiana Tech	80 44
																219	N	Southern Ill.	82 38
																313	H	Incarnate Word	81 43
LAST 12 Division I GAMES:																			
219	N	Southern Ill.	82 38	6	N	Louisville	56 58	166	H	Louisiana Tech	80 44								
125	A	Arkansas	88 85																
12	H	Baylor	59 65																
313	H	Incarnate Word	81 43																

Non-Div I Games:

Ari zona St.

Average RPI Win:	0	WON-LOST	WINNING	LAST 10	STRENGTH OF	OPP. STRENGTH	TEAM	ADJ.	CONF.	ADJ CONF.
Average RPI Loss:	87	RECORD	PCT. RANK	GAMES	SCHEDULE	OF SCHEDULE	RPI	RPI	RPI	RPI
DIV. I ONLY	0- 3	321	0- 1	3	254	140	140	26	26	
DIV. I NON-CONF.	0- 3	321	0- 1	3	254	140	140	26	26	

TOTALS	RPI 1-25	RPI 26-50	W-L RECORDS	RPI 51-100	RPI 101-150	RPI 150+				
0- 3	0- 1	0- 0	OVERALL	0- 1	0- 0	0- 1				
0- 0	0- 0	0- 0	HOME	0- 0	0- 0	0- 0				
0- 3	0- 1	0- 0	AWAY	0- 1	0- 0	0- 1				
0- 0	0- 0	0- 0	NEUTRAL	0- 0	0- 0	0- 0				
0- 3	0- 1	0- 0	NON-CONFERENCE	0- 1	0- 0	0- 1				
0- 0	0- 0	0- 0	HOME	0- 0	0- 0	0- 0				
0- 3	0- 1	0- 0	AWAY	0- 1	0- 0	0- 1				
0- 0	0- 0	0- 0	NEUTRAL	0- 0	0- 0	0- 0				
0- 0	0- 0	0- 0	CONFERENCE	0- 0	0- 0	0- 0				
0- 0	0- 0	0- 0	HOME	0- 0	0- 0	0- 0				
0- 0	0- 0	0- 0	AWAY	0- 0	0- 0	0- 0				
0- 0	0- 0	0- 0	NEUTRAL	0- 0	0- 0	0- 0				

RPI 1-25				RPI 26-50				RPI 51-100				RPI 101+ Team's RPI: 140			
RPI	S	Opponent	Score	RPI	S	Opponent	Score	RPI	S	Opponent	Score	RPI	S	Opponent	Score
13	A	Minnesota	42 84					77	A	Oregon St.	33 89	172	A	Wichita St.	39 76
LAST 12 Division I GAMES:															
13	A	Minnesota	42 84	77	A	Oregon St.	33 89	172	A	Wichita St.	39 76				

Non-Div I Games:

Ark. -Pine Bluff

Average RPI	Win:	229	WON-LOST	WINNING	LAST 10	STRENGTH OF	OPP. STRENGTH	TEAM	ADJ.	CONF.	ADJ CONF.
Average RPI	Loss:	83	RECORD	PCT. RANK	GAMES	SCHEDULE	OF SCHEDULE	RPI	RPI	RPI	RPI
DIV. I ONLY		5- 2		80	1- 0	159	156	125	125	5	5
DIV. I NON-CONF.		5- 2		80	1- 0	159	156	125	125	5	5

TOTALS	RPI 1-25		RPI 26-50		W-L RECORDS	RPI 51-100		RPI 101-150		RPI 150+	
5- 2	0- 0		0- 1		OVERALL	0- 0		1- 1		4- 0	
2- 1	0- 0		0- 1		HOME	0- 0		0- 0		2- 0	
1- 0	0- 0		0- 0		AWAY	0- 0		0- 0		1- 0	
2- 1	0- 0		0- 0		NEUTRAL	0- 0		1- 1		1- 0	
5- 2	0- 0		0- 1		NON-CONFERENCE	0- 0		1- 1		4- 0	
2- 1	0- 0		0- 1		HOME	0- 0		0- 0		2- 0	
1- 0	0- 0		0- 0		AWAY	0- 0		0- 0		1- 0	
2- 1	0- 0		0- 0		NEUTRAL	0- 0		1- 1		1- 0	
0- 0	0- 0		0- 0		CONFERENCE	0- 0		0- 0		0- 0	
0- 0	0- 0		0- 0		HOME	0- 0		0- 0		0- 0	
0- 0	0- 0		0- 0		AWAY	0- 0		0- 0		0- 0	
0- 0	0- 0		0- 0		NEUTRAL	0- 0		0- 0		0- 0	

RPI 1-25				RPI 26-50				RPI 51-100				RPI 101+ Team's RPI: 125			
RPI	S	Opponent	Score	RPI	S	Opponent	Score	RPI	S	Opponent	Score	RPI	S	Opponent	Score
				46	H	Arizona St.	85 88					119	N	Pittsburgh	54 61
												133	N	Wisconsin	69 68
												159	H	Oral Roberts	74 61
												221	A	UT Arlington	66 65
												303	N	Tennessee St.	79 55
												331	H	Northwestern St.	98 53
LAST 12 Division I GAMES:															
				46	H	Arizona St.	85 88	159	H	Oral Roberts	74 61				
				221	A	UT Arlington	66 65	133	N	Wisconsin	69 68				
				331	H	Northwestern St.	98 53	119	N	Pittsburgh	54 61				
								303	N	Tennessee St.	79 55				

Non-Div I Games:

Arkansas

Average RPI	Win:	295	WON-LOST	WINNING	LAST 10	STRENGTH OF	OPP. STRENGTH	TEAM	ADJ.	CONF.	ADJ CONF.
Average RPI	Loss:	97	RECORD	PCT. RANK	GAMES	SCHEDULE	OF SCHEDULE	RPI	RPI	RPI	RPI
DIV. I ONLY		3- 4		193	1- 0	129	240	181	181	21	21
DIV. I NON-CONF.		3- 4		193	1- 0	129	240	181	181	21	21

TOTALS	RPI 1-25		RPI 26-50		W-L RECORDS	RPI 51-100		RPI 101-150		RPI 150+	
3- 4	0- 0		0- 1		OVERALL	0- 1		0- 1		3- 1	
2- 1	0- 0		0- 0		HOME	0- 0		0- 0		2- 1	
1- 3	0- 0		0- 1		AWAY	0- 1		0- 1		1- 0	
0- 0	0- 0		0- 0		NEUTRAL	0- 0		0- 0		0- 0	
3- 4	0- 0		0- 1		NON-CONFERENCE	0- 1		0- 1		3- 1	
2- 1	0- 0		0- 0		HOME	0- 0		0- 0		2- 1	
1- 3	0- 0		0- 1		AWAY	0- 1		0- 1		1- 0	
0- 0	0- 0		0- 0		NEUTRAL	0- 0		0- 0		0- 0	
0- 0	0- 0		0- 0		CONFERENCE	0- 0		0- 0		0- 0	
0- 0	0- 0		0- 0		HOME	0- 0		0- 0		0- 0	
0- 0	0- 0		0- 0		AWAY	0- 0		0- 0		0- 0	
0- 0	0- 0		0- 0		NEUTRAL	0- 0		0- 0		0- 0	

RPI 1-25				RPI 26-50				RPI 51-100				RPI 101+ Team's RPI: 181			
RPI	S	Opponent	Score	RPI	S	Opponent	Score	RPI	S	Opponent	Score	RPI	S	Opponent	Score
				26	A	Oklahoma St.	60 62	81	A	UT Martin	91 97	116	A	Texas A&M	56 97
												166	H	Louisiana Tech	70 80
												245	H	Memphis	77 66
												300	H	Murray St.	74 63
												339	A	UTEP	67 66
LAST 12 Division I GAMES:															
				339	A	UTEP	67 66	166	H	Louisiana Tech	70 80				
				300	H	Murray St.	74 63	81	A	UT Martin	91 97				
				116	A	Texas A&M	56 97	245	H	Memphis	77 66				
								26	A	Oklahoma St.	60 62				

Non-Div I Games:

Arkansas St.

Average RPI Win:	312	WON-LOST	WINNING	LAST 10	STRENGTH OF	OPP. STRENGTH	TEAM	ADJ.	CONF.	ADJ CONF.
Average RPI Loss:	173	RECORD	PCT. RANK	GAMES	SCHEDULE	OF SCHEDULE	RPI	RPI	RPI	RPI
DIV. I ONLY	2- 4	226	1- 0	283	262	296	296	19	19	
DIV. I NON-CONF.	2- 4	226	1- 0	283	262	296	296	19	19	

TOTALS	RPI 1-25	RPI 26-50	W-L RECORDS	RPI 51-100	RPI 101-150	RPI 150+				
2- 4	0- 0	0- 0	OVERALL	0- 1	0- 1	2- 2				
1- 2	0- 0	0- 0	HOME	0- 1	0- 1	1- 0				
1- 2	0- 0	0- 0	AWAY	0- 0	0- 0	1- 2				
0- 0	0- 0	0- 0	NEUTRAL	0- 0	0- 0	0- 0				
2- 4	0- 0	0- 0	NON-CONFERENCE	0- 1	0- 1	2- 2				
1- 2	0- 0	0- 0	HOME	0- 1	0- 1	1- 0				
1- 2	0- 0	0- 0	AWAY	0- 0	0- 0	1- 2				
0- 0	0- 0	0- 0	NEUTRAL	0- 0	0- 0	0- 0				
0- 0	0- 0	0- 0	CONFERENCE	0- 0	0- 0	0- 0				
0- 0	0- 0	0- 0	HOME	0- 0	0- 0	0- 0				
0- 0	0- 0	0- 0	AWAY	0- 0	0- 0	0- 0				
0- 0	0- 0	0- 0	NEUTRAL	0- 0	0- 0	0- 0				

RPI 1-25				RPI 26-50				RPI 51-100				RPI 101+				Team's RPI: 296
RPI	S	Opponent	Score	RPI	S	Opponent	Score	RPI	S	Opponent	Score	RPI	S	Opponent	Score	
								56	H	St. John's (NY)	49 60	121	H	Air Force	60 71	
												212	A	Binghamton	47 60	
												276	H	St. Francis Brooklyn	69 57	
												304	A	Columbia	49 70	
												347	A	LIU Brooklyn	57 42	

LAST 12 Division I GAMES:																
121	H	Air Force	60 71	276	H	St. Francis Brooklyn	69 57									
56	H	St. John's (NY)	49 60	212	A	Binghamton	47 60									
304	A	Columbia	49 70													
347	A	LIU Brooklyn	57 42													

Non-Div I Games:

Army West Point

Average RPI	Win: 213	WON-LOST	WINNING	LAST 10	STRENGTH OF	OPP. STRENGTH	TEAM	ADJ.	CONF.	ADJ CONF.
Average RPI	Loss: 7	RECORD	PCT. RANK	GAMES	SCHEDULE	OF SCHEDULE	RPI	RPI	RPI	RPI
DIV. I ONLY	4- 1	63	1- 0	79	166	30	30	5	5	
DIV. I NON-CONF.	4- 1	63	1- 0	79	166	30	30	5	5	

TOTALS	RPI 1-25	RPI 26-50	W-L RECORDS	RPI 51-100	RPI 101-150	RPI 150+				
4- 1	0- 1	0- 0	OVERALL	1- 0	0- 0	3- 0				
3- 0	0- 0	0- 0	HOME	0- 0	0- 0	3- 0				
1- 1	0- 1	0- 0	AWAY	1- 0	0- 0	0- 0				
0- 0	0- 0	0- 0	NEUTRAL	0- 0	0- 0	0- 0				
4- 1	0- 1	0- 0	NON-CONFERENCE	1- 0	0- 0	3- 0				
3- 0	0- 0	0- 0	HOME	0- 0	0- 0	3- 0				
1- 1	0- 1	0- 0	AWAY	1- 0	0- 0	0- 0				
0- 0	0- 0	0- 0	NEUTRAL	0- 0	0- 0	0- 0				
0- 0	0- 0	0- 0	CONFERENCE	0- 0	0- 0	0- 0				
0- 0	0- 0	0- 0	HOME	0- 0	0- 0	0- 0				
0- 0	0- 0	0- 0	AWAY	0- 0	0- 0	0- 0				
0- 0	0- 0	0- 0	NEUTRAL	0- 0	0- 0	0- 0				

RPI 1-25				RPI 26-50		Team's RPI: 30		RPI 51-100		RPI 101+	
RPI	S	Opponent	Score	RPI	S	Opponent	Score	RPI	S	Opponent	Score
7	A	Iowa St.	64 67					53	A	New Mexico	79 76
										192	H Ni chol l s St. 80 59
										289	H Grambl i ng 97 48
										316	H Loui si ana 71 59

LAST 12 Di vi si on I GAMES:											
53	A	New Mexi co	79 76	316	H	Loui si ana	71 59				
7	A	Iowa St.	64 67	192	H	Ni chol l s St.	80 59				
				289	H	Grambl i ng	97 48				

Non-Di v I Games: Xavi er (LA) 77 58

Auburn

Average RPI Win: 326		WON-LOST	WINNING	LAST 10	STRENGTH OF		OPP. STRENGTH	TEAM	ADJ.	CONF.	ADJ CONF.
Average RPI Loss: 189		RECORD	PCT. RANK	GAMES	SCHEDULE		OF SCHEDULE	RPI	RPI	RPI	RPI
DIV. I ONLY		2- 3	207	0- 0	343		165	335	335	20	20
DIV. I NON-CONF.		2- 3	207	0- 0	343		165	335	335	20	20

TOTALS		RPI 1-25	RPI 26-50		W-L RECORDS		RPI 51-100	RPI 101-150		RPI 150+	
2- 3	0- 0		0- 0		OVERALL		0- 0	0- 0		2- 3	
2- 1	0- 0		0- 0		HOME		0- 0	0- 0		2- 1	
0- 2	0- 0		0- 0		AWAY		0- 0	0- 0		0- 2	
0- 0	0- 0		0- 0		NEUTRAL		0- 0	0- 0		0- 0	
2- 3	0- 0		0- 0		NON-CONFERENCE		0- 0	0- 0		2- 3	
2- 1	0- 0		0- 0		HOME		0- 0	0- 0		2- 1	
0- 2	0- 0		0- 0		AWAY		0- 0	0- 0		0- 2	
0- 0	0- 0		0- 0		NEUTRAL		0- 0	0- 0		0- 0	
0- 0	0- 0		0- 0		CONFERENCE		0- 0	0- 0		0- 0	
0- 0	0- 0		0- 0		HOME		0- 0	0- 0		0- 0	
0- 0	0- 0		0- 0		AWAY		0- 0	0- 0		0- 0	
0- 0	0- 0		0- 0		NEUTRAL		0- 0	0- 0		0- 0	

RPI 1-25				RPI 26-50				RPI 51-100				RPI 101+ Team's RPI: 335			
RPI	S	Opponent	Score	RPI	S	Opponent	Score	RPI	S	Opponent	Score	RPI	S	Opponent	Score
												151	A	Vanderbi l t	70 99
												198	A	Ci nci nnati	48 69
												217	H	Mi ssi ssi ppi Val .	89 95
												321	H	Li pscomb	70 58
												330	H	Northern Ky.	52 48
LAST 12 Division I GAMES:															
				151	A	Vanderbi l t	70 99	321	H	Li pscomb	70 58				
				198	A	Ci nci nnati	48 69	330	H	Northern Ky.	52 48				
								217	H	Mi ssi ssi ppi Val .	89 95				

Non-Div I Games: Christian Bros. 100 62 Trevecca Nazarene 90 78

Austin Peay

BYUBYU

BYU

Average RPI Win:	225	WON-LOST	WINNING	LAST 10	STRENGTH OF	OPP. STRENGTH	TEAM	ADJ.	CONF.	ADJ CONF.
Average RPI Loss:	115	RECORD	PCT. RANK	GAMES	SCHEDULE	OF SCHEDULE	RPI	RPI	RPI	RPI
DIV. I ONLY	2- 5	252	0- 1	233	67	288	288	11	11	
DIV. I NON-CONF.	2- 5	252	0- 1	233	67	288	288	11	11	

TOTALS	RPI 1-25	RPI 26-50	W-L RECORDS	RPI 51-100	RPI 101-150	RPI 150+				
2- 5	0- 1	0- 0	OVERALL	0- 2	0- 1	2- 1				
2- 1	0- 0	0- 0	HOME	0- 1	0- 0	2- 0				
0- 1	0- 0	0- 0	AWAY	0- 0	0- 0	0- 1				
0- 3	0- 1	0- 0	NEUTRAL	0- 1	0- 1	0- 0				
2- 5	0- 1	0- 0	NON-CONFERENCE	0- 2	0- 1	2- 1				
2- 1	0- 0	0- 0	HOME	0- 1	0- 0	2- 0				
0- 1	0- 0	0- 0	AWAY	0- 0	0- 0	0- 1				
0- 3	0- 1	0- 0	NEUTRAL	0- 1	0- 1	0- 0				
0- 0	0- 0	0- 0	CONFERENCE	0- 0	0- 0	0- 0				
0- 0	0- 0	0- 0	HOME	0- 0	0- 0	0- 0				
0- 0	0- 0	0- 0	AWAY	0- 0	0- 0	0- 0				
0- 0	0- 0	0- 0	NEUTRAL	0- 0	0- 0	0- 0				

RPI 1-25				RPI 26-50				RPI 51-100				RPI 101+ Team's RPI: 288			
RPI	S	Opponent	Score	RPI	S	Opponent	Score	RPI	S	Opponent	Score	RPI	S	Opponent	Score
21	N	Quinnipiac	66 69					76	N	Duke	62 79	111	N	Fordham	70 78
								83	H	Purdue	38 80	198	H	Cincinnati	75 63
												252	H	Cleveland St.	67 62
												286	A	Missouri St.	54 74

LAST 12 Division I GAMES:															
198	H	Cincinnati	75 63	21	N	Quinnipiac	66 69	76	N	Duke	62 79				
111	N	Fordham	70 78												
286	A	Missouri St.	54 74												
252	H	Cleveland St.	67 62												
83	H	Purdue	38 80												

Non-Div I Games:

Bal I St.

Average RPI Win:	124	WON-LOST	WINNING	LAST 10	STRENGTH OF	OPP. STRENGTH	TEAM	ADJ.	CONF.	ADJ CONF.
Average RPI Loss:	0	RECORD	PCT. RANK	GAMES	SCHEDULE	OF SCHEDULE	RPI	RPI	RPI	RPI
DIV. I ONLY	6- 0	1	1- 0	186	7	12	12	3	3	
DIV. I NON-CONF.	6- 0	1	1- 0	186	7	12	12	3	3	

TOTALS	RPI 1-25	RPI 26-50	W-L RECORDS	RPI 51-100	RPI 101-150	RPI 150+				
6- 0	1- 0	2- 0	OVERALL	0- 0	0- 0	3- 0				
3- 0	0- 0	1- 0	HOME	0- 0	0- 0	2- 0				
1- 0	0- 0	1- 0	AWAY	0- 0	0- 0	0- 0				
2- 0	1- 0	0- 0	NEUTRAL	0- 0	0- 0	1- 0				
6- 0	1- 0	2- 0	NON-CONFERENCE	0- 0	0- 0	3- 0				
3- 0	0- 0	1- 0	HOME	0- 0	0- 0	2- 0				
1- 0	0- 0	1- 0	AWAY	0- 0	0- 0	0- 0				
2- 0	1- 0	0- 0	NEUTRAL	0- 0	0- 0	1- 0				
0- 0	0- 0	0- 0	CONFERENCE	0- 0	0- 0	0- 0				
0- 0	0- 0	0- 0	HOME	0- 0	0- 0	0- 0				
0- 0	0- 0	0- 0	AWAY	0- 0	0- 0	0- 0				
0- 0	0- 0	0- 0	NEUTRAL	0- 0	0- 0	0- 0				

RPI 1-25			Team's RPI: 12			RPI 26-50			RPI 51-100			RPI 101+			
RPI	S	Opponent	Score	RPI	S	Opponent	Score	RPI	S	Opponent	Score	RPI	S	Opponent	Score
24	N	South Dakota St.	72 66	46	A	Arizona St.	65 59					158	N	Georgetown	67 46
				48	H	Southern U.	94 49					192	H	Nicholls St.	100 39
												273	H	Saint Francis (PA)	116 58
LAST 12 Division I GAMES:															
				158	N	Georgetown	67 46	24	N	South Dakota St.	72 66				
								48	H	Southern U.	94 49				
								46	A	Arizona St.	65 59				
								273	H	Saint Francis (PA)	116 58				
								192	H	Nicholls St.	100 39				

Non-Div I Games:

Bayl or

B
e
l
m
o
n
t

Belmont					Through Games Of Dec. 1, 2018								
Average RPI	Win:	163	WON-LOST	WINNING	LAST 10	STRENGTH OF	OPP. STRENGTH	TEAM	ADJ.	CONF.	ADJ CONF.		
Average RPI	Loss:	49	RECORD	PCT. RANK	GAMES	SCHEDULE	OF SCHEDULE	RPI	RPI	RPI	RPI		
DIV. I ONLY			4- 2	97	0- 1	43	126	29	29	20	20		
DIV. I NON-CONF.			4- 2	97	0- 1	43	126	29	29	20	20		

TOTALS		RPI 1-25	RPI 26-50		W-L RECORDS		RPI 51-100	RPI 101-150	RPI 150+				
4- 2		0- 1	0- 0		OVERALL		1- 1	1- 0	2- 0				
1- 1		0- 0	0- 0		HOME		1- 1	0- 0	0- 0				
3- 1		0- 1	0- 0		AWAY		0- 0	1- 0	2- 0				
0- 0		0- 0	0- 0		NEUTRAL		0- 0	0- 0	0- 0				
4- 2		0- 1	0- 0		NON-CONFERENCE		1- 1	1- 0	2- 0				
1- 1		0- 0	0- 0		HOME		1- 1	0- 0	0- 0				
3- 1		0- 1	0- 0		AWAY		0- 0	1- 0	2- 0				
0- 0		0- 0	0- 0		NEUTRAL		0- 0	0- 0	0- 0				
0- 0		0- 0	0- 0		CONFERENCE		0- 0	0- 0	0- 0				
0- 0		0- 0	0- 0		HOME		0- 0	0- 0	0- 0				
0- 0		0- 0	0- 0		AWAY		0- 0	0- 0	0- 0				
0- 0		0- 0	0- 0		NEUTRAL		0- 0	0- 0	0- 0				

RPI 1-25				RPI 26-50		Team's RPI: 29		RPI 51-100		RPI 101+			
RPI	S	Opponent	Score	RPI	S	Opponent	Score	RPI	S	Opponent	Score		
5	A	NC State	62 77					51	H	Tul sa	78 53		
								93	H	Tol edo	69 78		
										112	A	Mi ddle Tenn.	45 38
										160	A	Wright St.	79 63
										330	A	Northern Ky.	71 53

LAST 12 Division I GAMES:													
330	A	Northern Ky.	71 53	93	H	Tol edo	69 78						
112	A	Middle Tenn.	45 38										
160	A	Wright St.	79 63										
51	H	Tul sa	78 53										
5	A	NC State	62 77										

B
e
l
m
o
n
t

Non-Div I Games:

Belmont

Average RPI Win:	273	WON-LOST	WINNING	LAST 10	STRENGTH OF	OPP. STRENGTH	TEAM	ADJ.	CONF.	ADJ CONF.
Average RPI Loss:	176	RECORD	PCT. RANK	GAMES	SCHEDULE	OF SCHEDULE	RPI	RPI	RPI	RPI
DIV. I ONLY	3- 2	123	1- 0	327	139	221	221	32	32	
DIV. I NON-CONF.	3- 2	123	1- 0	327	139	221	221	32	32	

TOTALS	RPI 1-25	RPI 26-50	W-L RECORDS	RPI 51-100	RPI 101-150	RPI 150+				
3- 2	0- 0	0- 0	OVERALL	0- 1	0- 0	3- 1				
2- 0	0- 0	0- 0	HOME	0- 0	0- 0	2- 0				
1- 2	0- 0	0- 0	AWAY	0- 1	0- 0	1- 1				
0- 0	0- 0	0- 0	NEUTRAL	0- 0	0- 0	0- 0				
3- 2	0- 0	0- 0	NON-CONFERENCE	0- 1	0- 0	3- 1				
2- 0	0- 0	0- 0	HOME	0- 0	0- 0	2- 0				
1- 2	0- 0	0- 0	AWAY	0- 1	0- 0	1- 1				
0- 0	0- 0	0- 0	NEUTRAL	0- 0	0- 0	0- 0				
0- 0	0- 0	0- 0	CONFERENCE	0- 0	0- 0	0- 0				
0- 0	0- 0	0- 0	HOME	0- 0	0- 0	0- 0				
0- 0	0- 0	0- 0	AWAY	0- 0	0- 0	0- 0				
0- 0	0- 0	0- 0	NEUTRAL	0- 0	0- 0	0- 0				

RPI 1-25				RPI 26-50				RPI 51-100				RPI 101+				Team's RPI: 221	
RPI	S	Opponent	Score	RPI	S	Opponent	Score	RPI	S	Opponent	Score	RPI	S	Opponent	Score		
								80	A	South Fla.	39	88	242	A	Jacksonville	58	56
												271	A	Ga. Southern	76	77	
												279	H	Liberty	81	76	
												297	H	FIU	68	57	

LAST 12 Division I GAMES:																	
				242	A	Jacksonville	58	56	271	A	Ga. Southern	76	77				
									297	H	FIU	68	57				
									80	A	South Fla.	39	88				
									279	H	Liberty	81	76				

Non-Div I Games: Edward Waters 73 46

Bethune-Cookman

Average RPI Win: 292 WON-LOST RECORD WINNING PCT. RANK LAST 10 GAMES STRENGTH OF SCHEDULE OPP. STRENGTH OF SCHEDULE TEAM RPI ADJ. RPI CONF. RPI ADJ CONF. RPI

DIV. I ONLY	3- 3	160	1- 0	138	309	212	212	25	25
DIV. I NON-CONF.	3- 3	160	1- 0	138	309	212	212	25	25
TOTALS	RPI 1-25	RPI 26-50	W-L RECORDS	RPI 51-100	RPI 101-150	RPI 150+			
3- 3	0- 0	0- 0	OVERALL	0- 1	0- 1	3- 1			
3- 1	0- 0	0- 0	HOME	0- 0	0- 1	3- 0			
0- 2	0- 0	0- 0	AWAY	0- 1	0- 0	0- 1			
0- 0	0- 0	0- 0	NEUTRAL	0- 0	0- 0	0- 0			
3- 3	0- 0	0- 0	NON-CONFERENCE	0- 1	0- 1	3- 1			
3- 1	0- 0	0- 0	HOME	0- 0	0- 1	3- 0			
0- 2	0- 0	0- 0	AWAY	0- 1	0- 0	0- 1			
0- 0	0- 0	0- 0	NEUTRAL	0- 0	0- 0	0- 0			
0- 0	0- 0	0- 0	CONFERENCE	0- 0	0- 0	0- 0			
0- 0	0- 0	0- 0	HOME	0- 0	0- 0	0- 0			
0- 0	0- 0	0- 0	AWAY	0- 0	0- 0	0- 0			
0- 0	0- 0	0- 0	NEUTRAL	0- 0	0- 0	0- 0			

RPI 1-25				RPI 26-50				RPI 51-100				RPI 101+				Team's RPI: 212	
RPI	S	Opponent	Score	RPI	S	Opponent	Score	RPI	S	Opponent	Score	RPI	S	Opponent	Score		
								52	A	Ohio	49	86	142	H	Lehigh	55	65
												251	H	Cornell	72	61	
												265	A	Lafayette	50	59	
												296	H	Army West Point	60	47	
												329	H	Fairleigh Dickinson	73	54	
LAST 12 Division I GAMES:																	
				142	H	Lehigh	55	65	329	H	Fairleigh Dickinson	73	54				
				52	A	Ohio	49	86	296	H	Army West Point	60	47				
				265	A	Lafayette	50	59									
				251	H	Cornell	72	61									

Non-Div I Games: Charleston (WV) 69 62 Caldwell 73 54

Binghamton

Average RPI Win: 116

Average RPI Loss: 120

WON-LOST
RECORDWINNING
PCT. RANKLAST 10
GAMESSTRENGTH OF
SCHEDULEOPP. STRENGTH
OF SCHEDULETEAM
RPIADJ.
RPICONF.
RPIADJ CONF.
RPIDIV. I ONLY
DIV. I NON-CONF.3- 2
3- 2123
1230- 1
0- 139
39104
10449
4949
499
99
9

TOTALS

RPI 1-25

RPI 26-50

W-L RECORDS

RPI 51-100

RPI 101-150

RPI 150+

3- 2 0- 1
1- 1 0- 1
0- 1 0- 0
2- 0 0- 00- 0
0- 0
0- 0
0- 0OVERALL
HOME
AWAY
NEUTRAL0- 0
0- 0
0- 0
0- 03- 0
1- 0
0- 0
2- 00- 1
0- 0
0- 1
0- 03- 2 0- 1
1- 1 0- 1
0- 1 0- 0
2- 0 0- 00- 0
0- 0
0- 0
0- 0NON-CONFERENCE
HOME
AWAY
NEUTRAL0- 0
0- 0
0- 0
0- 03- 0
1- 0
0- 0
2- 00- 1
0- 0
0- 1
0- 00- 0 0- 0
0- 0 0- 0
0- 0 0- 0
0- 0 0- 00- 0
0- 0
0- 0
0- 0CONFERENCE
HOME
AWAY
NEUTRAL0- 0
0- 0
0- 0
0- 00- 0
0- 0
0- 0
0- 00- 0
0- 0
0- 0
0- 0

RPI 1-25

RPI 26-50

Team's RPI: 49

RPI 51-100

RPI 101+

RPI	S	Opponent	Score
6	H	Louisville	55 74

RPI	S	Opponent	Score
-----	---	----------	-------

RPI	S	Opponent	Score
-----	---	----------	-------

RPI	S	Opponent	Score
103	N	UNI	61 60
113	N	Idaho	91 85
132	H	CSUN	74 63
233	A	Washington St.	71 95

LAST 12 Division I GAMES:

233	A	Washington St.	71 95
103	N	UNI	61 60

113	N	Idaho	91 85
6	H	Louisville	55 74
132	H	CSUN	74 63

Non-Div I Games: Southern Ore. 91 46 Northwest Chrst. 93 26

Boi se St.

Average RPI	Win:	203	WON-LOST	WINNING	LAST 10	STRENGTH OF	OPP. STRENGTH	TEAM	ADJ.	CONF.	ADJ CONF.
Average RPI	Loss:	87	RECORD	PCT. RANK	GAMES	SCHEDULE	OF SCHEDULE	RPI	RPI	RPI	RPI
DIV. I ONLY		6- 1		33	1- 0	121		203	58	58	1 1
DIV. I NON-CONF.		6- 1		33	1- 0	121		203	58	58	1 1

TOTALS	RPI 1-25		RPI 26-50		W-L RECORDS	RPI 51-100		RPI 101-150		RPI 150+	
6- 1	0- 0		0- 0		OVERALL	0- 1		3- 0		3- 0	
2- 1	0- 0		0- 0		HOME	0- 1		1- 0		1- 0	
2- 0	0- 0		0- 0		AWAY	0- 0		2- 0		0- 0	
2- 0	0- 0		0- 0		NEUTRAL	0- 0		0- 0		2- 0	
6- 1	0- 0		0- 0		NON-CONFERENCE	0- 1		3- 0		3- 0	
2- 1	0- 0		0- 0		HOME	0- 1		1- 0		1- 0	
2- 0	0- 0		0- 0		AWAY	0- 0		2- 0		0- 0	
2- 0	0- 0		0- 0		NEUTRAL	0- 0		0- 0		2- 0	
0- 0	0- 0		0- 0		CONFERENCE	0- 0		0- 0		0- 0	
0- 0	0- 0		0- 0		HOME	0- 0		0- 0		0- 0	
0- 0	0- 0		0- 0		AWAY	0- 0		0- 0		0- 0	
0- 0	0- 0		0- 0		NEUTRAL	0- 0		0- 0		0- 0	

RPI 1-25	RPI 26-50	RPI 51-100	Team's RPI: 58	RPI 101+
RPI S Opponent Score	RPI S Opponent Score	RPI S Opponent Score		RPI S Opponent Score
		87 H Providence 57 61		114 A Rhode Island 88 64
				123 H Holy Cross 89 63
				134 A Houston 64 57
				228 H Saint Peter's 89 57
				283 N Rider 112 61
				334 N Loyol a Maryl and 73 47
LAST 12 Division I GAMES:				
134 A Houston 64 57	283 N Rider 112 61	87 H Providence 57 61	334 N Loyol a Maryl and 73 47	
123 H Holy Cross 89 63				
228 H Saint Peter's 89 57				
114 A Rhode Island 88 64				

Non-Div I Games:

Average RPI	Win: 251	WON-LOST RECORD	WINNING PCT. RANK	LAST 10 GAMES	STRENGTH OF SCHEDULE	OPP. STRENGTH OF SCHEDULE	TEAM RPI	ADJ. RPI	CONF. RPI	ADJ CONF. RPI
Average RPI	Loss: 90									
DIV. I ONLY		3- 2	123	1- 0	81	263	101	101	19	19
DIV. I NON-CONF.		3- 2	123	1- 0	81	263	101	101	19	19

TOTALS	RPI 1-25		RPI 26-50		W-L RECORDS	RPI 51-100	RPI 101-150		RPI 150+	
3- 2	0- 0		0- 1		OVERALL	0- 0	0- 1		3- 0	
3- 0	0- 0		0- 0		HOME	0- 0	0- 0		3- 0	
0- 2	0- 0		0- 1		AWAY	0- 0	0- 1		0- 0	
0- 0	0- 0		0- 0		NEUTRAL	0- 0	0- 0		0- 0	
3- 2	0- 0		0- 1		NON-CONFERENCE	0- 0	0- 1		3- 0	
3- 0	0- 0		0- 0		HOME	0- 0	0- 0		3- 0	
0- 2	0- 0		0- 1		AWAY	0- 0	0- 1		0- 0	
0- 0	0- 0		0- 0		NEUTRAL	0- 0	0- 0		0- 0	
0- 0	0- 0		0- 0		CONFERENCE	0- 0	0- 0		0- 0	
0- 0	0- 0		0- 0		HOME	0- 0	0- 0		0- 0	
0- 0	0- 0		0- 0		AWAY	0- 0	0- 0		0- 0	
0- 0	0- 0		0- 0		NEUTRAL	0- 0	0- 0		0- 0	

RPI 1-25				RPI 26-50				RPI 51-100				RPI 101+ Team's RPI: 101			
RPI	S	Opponent	Score	RPI	S	Opponent	Score	RPI	S	Opponent	Score	RPI	S	Opponent	Score
				36	A	Northeastern	51 81					143	A	Marist	57 68
												220	H	Brown	72 51
												253	H	Bryant	67 65
												280	H	New Hampshire	60 39

LAST 12 Division I GAMES:															
				280	H	New Hampshire	60 39	143	A	Marist	57 68				
				253	H	Bryant	67 65	220	H	Brown	72 51				
								36	A	Northeastern	51 81				

Non-Div I Games:

Boston U.

<div> <div>Average RPI</div> <div>Win: 285</div> <div>Loss: 149</div> </div>				WON-LOST RECORD	WINNING PCT. RANK	LAST 10 GAMES	STRENGTH OF SCHEDULE	OPP. STRENGTH OF SCHEDULE	TEAM RPI	ADJ. RPI	CONF. RPI	ADJ CONF. RPI
DIV. I ONLY				3- 4	193	0- 1	68	342	183	183	11	11
DIV. I NON-CONF.				3- 4	193	0- 1	68	342	183	183	11	11
TOTALS		RPI 1-25		RPI 26-50		W-L RECORDS		RPI 51-100		RPI 101-150		RPI 150+
3- 4	0- 0			0- 0		OVERALL		0- 2		0- 0		3- 2
3- 0	0- 0			0- 0		HOME		0- 0		0- 0		3- 0
0- 3	0- 0			0- 0		AWAY		0- 2		0- 0		0- 1
0- 1	0- 0			0- 0		NEUTRAL		0- 0		0- 0		0- 1
3- 4	0- 0			0- 0		NON-CONFERENCE		0- 2		0- 0		3- 2
3- 0	0- 0			0- 0		HOME		0- 0		0- 0		3- 0
0- 3	0- 0			0- 0		AWAY		0- 2		0- 0		0- 1
0- 1	0- 0			0- 0		NEUTRAL		0- 0		0- 0		0- 1
0- 0	0- 0			0- 0		CONFERENCE		0- 0		0- 0		0- 0
0- 0	0- 0			0- 0		HOME		0- 0		0- 0		0- 0
0- 0	0- 0			0- 0		AWAY		0- 0		0- 0		0- 0
0- 0	0- 0			0- 0		NEUTRAL		0- 0		0- 0		0- 0

RPI 1-25				RPI 26-50				RPI 51-100				RPI 101+ Team's RPI: 183					
RPI	S	Opponent	Score	RPI	S	Opponent	Score	RPI	S	Opponent	Score	RPI	S	Opponent	Score		
								66	A	Michigan St.	69	99	216	A	Coastal Caro.	80	81
								78	A	Xavier	49	65	236	N	Mercer	63	76
													243	H	Loyola Chicago	88	74
													294	H	Robert Morris	61	60
													318	H	Marshall	99	76
LAST 12 Division I GAMES:																	
				243	H	Loyola Chicago	88	74	78	A	Xavier	49	65				
				294	H	Robert Morris	61	60	236	N	Mercer	63	76				
				318	H	Marshall	99	76	216	A	Coastal Caro.	80	81				
				66	A	Michigan St.	69	99									

Non-Div I Games:

Bowling Green

Average RPI Win: 187

Average RPI Loss: 0

WON-LOST
RECORDWINNING
PCT. RANKLAST 10
GAMESSTRENGTH OF
SCHEDULEOPP. STRENGTH
OF SCHEDULETEAM
RPIADJ.
RPICONF.
RPIADJ CONF.
RPIDIV. I ONLY
DIV. I NON-CONF.5- 0
5- 01
11- 0
1- 0266
26620
2045
4545
4516
1616
16

TOTALS

RPI 1-25

RPI 26-50

W-L RECORDS

RPI 51-100

RPI 101-150

RPI 150+

5- 0

0- 0

0- 0

OVERALL

0- 0

1- 0

4- 0

3- 0

0- 0

0- 0

HOME

0- 0

1- 0

2- 0

1- 0

0- 0

0- 0

AWAY

0- 0

0- 0

1- 0

1- 0

0- 0

0- 0

NEUTRAL

0- 0

0- 0

1- 0

5- 0

0- 0

0- 0

NON-CONFERENCE

0- 0

1- 0

4- 0

3- 0

0- 0

0- 0

HOME

0- 0

1- 0

2- 0

1- 0

0- 0

0- 0

AWAY

0- 0

0- 0

1- 0

1- 0

0- 0

0- 0

NEUTRAL

0- 0

0- 0

1- 0

0- 0

0- 0

0- 0

CONFERENCE

0- 0

0- 0

0- 0

0- 0

0- 0

0- 0

HOME

0- 0

0- 0

0- 0

0- 0

0- 0

0- 0

AWAY

0- 0

0- 0

0- 0

0- 0

0- 0

0- 0

NEUTRAL

0- 0

0- 0

0- 0

RPI 1-25

RPI S Opponent Score

RPI 26-50

RPI S Opponent Score

Team's RPI: 45

RPI 51-100

RPI S Opponent Score

RPI 101+

RPI S Opponent Score

127	H	Eastern Ill.	67	64
156	N	Delaware	59	47
191	H	Southeast Mo. St.	85	79
207	A	Fla. Atlantic	80	59
256	H	Oakland	73	64

LAST 12 Division I GAMES:

207	A	Fla. Atlantic	80	59	127	H	Eastern Ill.	67	64
256	H	Oakland	73	64	156	N	Delaware	59	47
					191	H	Southeast Mo. St.	85	79

Bradley

Bradley

Non-Div I Games: Rockhurst 83 40

Bradley

■ Loss,
 ■ Non-Conf, S Site,
 ■ Home
 ■ Away
 N Neutral

Average RPI	Win:	233	WON-LOST	WINNING	LAST 10	STRENGTH OF	OPP. STRENGTH	TEAM	ADJ.	CONF.	ADJ CONF.
Average RPI	Loss:	142	RECORD	PCT. RANK	GAMES	SCHEDULE	OF SCHEDULE	RPI	RPI	RPI	RPI
DIV. I ONLY		5- 4		156	1- 0	261	127	220	220	23	23
DIV. I NON-CONF.		5- 4		156	1- 0	261	127	220	220	23	23

TOTALS	RPI 1-25		RPI 26-50		W-L RECORDS	RPI 51-100		RPI 101-150		RPI 150+	
5- 4	0- 1		0- 0		OVERALL	0- 0		1- 1		4- 2	
3- 2	0- 1		0- 0		HOME	0- 0		0- 0		3- 1	
1- 2	0- 0		0- 0		AWAY	0- 0		1- 1		0- 1	
1- 0	0- 0		0- 0		NEUTRAL	0- 0		0- 0		1- 0	
5- 4	0- 1		0- 0		NON-CONFERENCE	0- 0		1- 1		4- 2	
3- 2	0- 1		0- 0		HOME	0- 0		0- 0		3- 1	
1- 2	0- 0		0- 0		AWAY	0- 0		1- 1		0- 1	
1- 0	0- 0		0- 0		NEUTRAL	0- 0		0- 0		1- 0	
0- 0	0- 0		0- 0		CONFERENCE	0- 0		0- 0		0- 0	
0- 0	0- 0		0- 0		HOME	0- 0		0- 0		0- 0	
0- 0	0- 0		0- 0		AWAY	0- 0		0- 0		0- 0	
0- 0	0- 0		0- 0		NEUTRAL	0- 0		0- 0		0- 0	

RPI 1-25				RPI 26-50				RPI 51-100				RPI 101+				Team's RPI: 220
RPI	S	Opponent	Score	RPI	S	Opponent	Score	RPI	S	Opponent	Score	RPI	S	Opponent	Score	
22	H	Bucknell I	78 91									101	A	Boston U.	51 72	
												123	A	Holy Cross	89 85	
												190	H	Massachusetts	61 90	
												244	H	Fairfield	68 49	
												253	A	Bryant	57 75	
												253	N	Bryant	84 68	
												263	H	Central Conn. St.	68 63	
												280	H	New Hampshire	76 70	
LAST 12 Division I GAMES:																
244	H	Fairfield	68 49	253	N	Bryant	84 68									
123	A	Holy Cross	89 85	22	H	Bucknell I	78 91									
280	H	New Hampshire	76 70	190	H	Massachusetts	61 90									
101	A	Boston U.	51 72													
253	A	Bryant	57 75													
263	H	Central Conn. St.	68 63													

Non-Div I Games: Johnson & Wales (RI) 78 46

Brown

Average RPI Win: 234		WON-LOST RECORD	WINNING PCT. RANK	LAST 10 GAMES	STRENGTH OF SCHEDULE	OPP. STRENGTH OF SCHEDULE	TEAM RPI	ADJ. RPI	CONF. RPI	ADJ CONF. RPI
Loss: 196										
DIV. I ONLY		2- 5	252	0- 1	192	258	253	253	31	31
DIV. I NON-CONF.		2- 5	252	0- 1	192	258	253	253	31	31
TOTALS		RPI 1-25	RPI 26-50	W-L RECORDS		RPI 51-100	RPI 101-150	RPI 150+		
2- 5	0- 0		0- 0	OVERALL		0- 0	0- 2	2- 3		
1- 1	0- 0		0- 0	HOME		0- 0	0- 1	1- 0		
1- 3	0- 0		0- 0	AWAY		0- 0	0- 1	1- 2		
0- 1	0- 0		0- 0	NEUTRAL		0- 0	0- 0	0- 1		
2- 5	0- 0		0- 0	NON-CONFERENCE		0- 0	0- 2	2- 3		
1- 1	0- 0		0- 0	HOME		0- 0	0- 1	1- 0		
1- 3	0- 0		0- 0	AWAY		0- 0	0- 1	1- 2		
0- 1	0- 0		0- 0	NEUTRAL		0- 0	0- 0	0- 1		
0- 0	0- 0		0- 0	CONFERENCE		0- 0	0- 0	0- 0		
0- 0	0- 0		0- 0	HOME		0- 0	0- 0	0- 0		
0- 0	0- 0		0- 0	AWAY		0- 0	0- 0	0- 0		
0- 0	0- 0		0- 0	NEUTRAL		0- 0	0- 0	0- 0		

RPI 1-25				RPI 26-50				RPI 51-100				RPI 101+				Team's RPI: 253	
RPI	S	Opponent	Score	RPI	S	Opponent	Score	RPI	S	Opponent	Score	RPI	S	Opponent	Score		
												101	A	Boston U.	65	67	
												124	H	Maine	57	74	
												220	H	Brown	75	57	
												220	N	Brown	68	84	
												248	A	UMass Lowell	58	57	
												255	A	West Virginia	48	94	
												280	A	New Hampshire	74	79	
LAST 12 Division I GAMES:																	
				248	A	UMass Lowell	58 57	220	N	Brown	68 84						
								280	A	New Hampshire	74 79						
								101	A	Boston U.	65 67						
								255	A	West Virginia	48 94						
								124	H	Maine	57 74						
								220	H	Brown	75 57						

Non-Div I Games:

Bryant

Average RPI Win: 178		WON-LOST	WINNING	LAST 10	STRENGTH OF		OPP. STRENGTH	TEAM	ADJ.	CONF.	ADJ CONF.
Average RPI Loss: 63		RECORD	PCT. RANK	GAMES	SCHEDULE		OF SCHEDULE	RPI	RPI	RPI	RPI
DIV. I ONLY		6- 2	68	1- 0	85		84	22	22	19	19
DIV. I NON-CONF.		6- 2	68	1- 0	85		84	22	22	19	19

TOTALS		RPI 1-25		RPI 26-50	W-L RECORDS		RPI 51-100	RPI 101-150		RPI 150+	
6- 2		1- 1		0- 0	OVERALL		0- 0	0- 1		5- 0	
1- 0		1- 0		0- 0	HOME		0- 0	0- 0		0- 0	
3- 2		0- 1		0- 0	AWAY		0- 0	0- 1		3- 0	
2- 0		0- 0		0- 0	NEUTRAL		0- 0	0- 0		2- 0	
6- 2		1- 1		0- 0	NON-CONFERENCE		0- 0	0- 1		5- 0	
1- 0		1- 0		0- 0	HOME		0- 0	0- 0		0- 0	
3- 2		0- 1		0- 0	AWAY		0- 0	0- 1		3- 0	
2- 0		0- 0		0- 0	NEUTRAL		0- 0	0- 0		2- 0	
0- 0		0- 0		0- 0	CONFERENCE		0- 0	0- 0		0- 0	
0- 0		0- 0		0- 0	HOME		0- 0	0- 0		0- 0	
0- 0		0- 0		0- 0	AWAY		0- 0	0- 0		0- 0	
0- 0		0- 0		0- 0	NEUTRAL		0- 0	0- 0		0- 0	

RPI S	RPI 1-25	Team's RPI: 22	RPI S	RPI 26-50	Score	RPI S	RPI 51-100	Score	RPI S	RPI 101+	Score
8 A	Syracuse	56 70							117 A	Drexel	42 64
21 H	Quinnipiac	75 58							154 A	Monmouth	70 32
									190 N	Massachusetts	77 58
									220 A	Brown	91 78
									239 A	St. Bonaventure	77 46
									244 N	Fairfield	77 54

LAST 12 Division I GAMES:											
239 A	St. Bonaventure	77 46	117 A	Drexel	42 64						
220 A	Brown	91 78	21 H	Quinnipiac	75 58						
244 N	Fairfield	77 54	154 A	Monmouth	70 32						
190 N	Massachusetts	77 58									
8 A	Syracuse	56 70									

Non-Div I Games:

Bucknell I

Average RPI	Win:	220	WON-LOST	WINNING	LAST 10	STRENGTH OF	OPP. STRENGTH	TEAM	ADJ.	CONF.	ADJ CONF.
Average RPI	Loss:	4	RECORD	PCT. RANK	GAMES	SCHEDULE	OF SCHEDULE	RPI	RPI	RPI	RPI
DIV. I ONLY		5- 1		45	1- 0	226	83	64	64	11	11
DIV. I NON-CONF.		5- 1		45	1- 0	226	83	64	64	11	11
<hr/>											
TOTALS	RPI 1-25		RPI 26-50		W-L RECORDS	RPI 51-100		RPI 101-150		RPI 150+	
5- 1	1- 1		0- 0		OVERALL	0- 0		0- 0		4- 0	
1- 0	0- 0		0- 0		HOME	0- 0		0- 0		1- 0	
2- 1	0- 1		0- 0		AWAY	0- 0		0- 0		2- 0	
2- 0	1- 0		0- 0		NEUTRAL	0- 0		0- 0		1- 0	
5- 1	1- 1		0- 0		NON-CONFERENCE	0- 0		0- 0		4- 0	
1- 0	0- 0		0- 0		HOME	0- 0		0- 0		1- 0	
2- 1	0- 1		0- 0		AWAY	0- 0		0- 0		2- 0	
2- 0	1- 0		0- 0		NEUTRAL	0- 0		0- 0		1- 0	
0- 0	0- 0		0- 0		CONFERENCE	0- 0		0- 0		0- 0	
0- 0	0- 0		0- 0		HOME	0- 0		0- 0		0- 0	
0- 0	0- 0		0- 0		AWAY	0- 0		0- 0		0- 0	
0- 0	0- 0		0- 0		NEUTRAL	0- 0		0- 0		0- 0	

RPI	S	Opponent	Score	RPI	S	Opponent	Score	RPI	S	Opponent	Score	RPI	S	Opponent	Score
4	A	Oregon	82 102									158	N	Georgetown	73 64
24	N	South Dakota St.	61 55									263	A	Central Conn. St.	82 69
												311	H	Niagara	88 61
												343	A	UMES	69 63
<hr/>															
Team's RPI: 64															
LAST 12 Division I GAMES:															
4	A	Oregon	82 102	263	A	Central Conn. St.	82 69								
311	H	Niagara	88 61	24	N	South Dakota St.	61 55								
343	A	UMES	69 63	158	N	Georgetown	73 64								

Non-Div I Games:

Buffalo

Average RPI Win: 235

Average RPI Loss: 0

WON-LOST
RECORDWINNING
PCT. RANKLAST 10
GAMESSTRENGTH OF
SCHEDULEOPP. STRENGTH
OF SCHEDULETEAM
RPIADJ.
RPICONF.
RPIADJ CONF.
RPIDIV. I ONLY
DIV. I NON-CONF.5- 0
5- 01
11- 0
1- 0310
31076
7694
9494
947
77
7

TOTALS

RPI 1-25

RPI 26-50

W-L RECORDS

RPI 51-100

RPI 101-150

RPI 150+

5- 0

0- 0

0- 0

OVERALL

0- 0

1- 0

4- 0

5- 0

0- 0

0- 0

HOME

0- 0

1- 0

4- 0

0- 0

0- 0

0- 0

AWAY

0- 0

0- 0

0- 0

0- 0

0- 0

0- 0

NEUTRAL

0- 0

0- 0

0- 0

5- 0

0- 0

0- 0

NON-CONFERENCE

0- 0

1- 0

4- 0

5- 0

0- 0

0- 0

HOME

0- 0

1- 0

4- 0

0- 0

0- 0

0- 0

AWAY

0- 0

0- 0

0- 0

0- 0

0- 0

0- 0

NEUTRAL

0- 0

0- 0

0- 0

0- 0

0- 0

0- 0

CONFERENCE

0- 0

0- 0

0- 0

0- 0

0- 0

0- 0

HOME

0- 0

0- 0

0- 0

0- 0

0- 0

0- 0

AWAY

0- 0

0- 0

0- 0

0- 0

0- 0

0- 0

NEUTRAL

0- 0

0- 0

0- 0

RPI 1-25

RPI 26-50

RPI 51-100

Team's RPI: 94

RPI 101+

RPI S Opponent Score

RPI S Opponent Score

RPI S Opponent Score

RPI S Opponent Score

127	H	Eastern Ill.	72	37
214	H	Western Ill.	92	51
248	H	UMass Lowell	89	36
284	H	Illinois St.	58	56
300	H	Murray St.	86	65

LAST 12 Division I GAMES:

284	H	Illinois St.	58	56	300	H	Murray St.	86	65
248	H	UMass Lowell	89	36	127	H	Eastern Ill.	72	37
214	H	Western Ill.	92	51					

B
u
t
l
e
rB
u
t
l
e
r

Non-Div I Games:

Butler

■ Loss,
 ■ Non-Conf, S Site,
 ■ Home
 ■ Away
 N Neutral

Average RPI Win: 239 WON-LOST RECORD WINNING PCT. RANK LAST 10 GAMES STRENGTH OF SCHEDULE OPP. STRENGTH OF SCHEDULE TEAM RPI ADJ. RPI CONF. RPI ADJ CONF. RPI

DIV. I ONLY	2- 4	226	0- 1	267	292	275	275	30	30
DIV. I NON-CONF.	2- 4	226	0- 1	267	292	275	275	30	30
TOTALS	RPI 1-25	RPI 26-50	W-L RECORDS	RPI 51-100	RPI 101-150	RPI 150+			
2- 4	0- 0	0- 0	OVERALL	0- 1	0- 0	2- 3			
1- 0	0- 0	0- 0	HOME	0- 0	0- 0	1- 0			
1- 4	0- 0	0- 0	AWAY	0- 1	0- 0	1- 3			
0- 0	0- 0	0- 0	NEUTRAL	0- 0	0- 0	0- 0			
2- 4	0- 0	0- 0	NON-CONFERENCE	0- 1	0- 0	2- 3			
1- 0	0- 0	0- 0	HOME	0- 0	0- 0	1- 0			
1- 4	0- 0	0- 0	AWAY	0- 1	0- 0	1- 3			
0- 0	0- 0	0- 0	NEUTRAL	0- 0	0- 0	0- 0			
0- 0	0- 0	0- 0	CONFERENCE	0- 0	0- 0	0- 0			
0- 0	0- 0	0- 0	HOME	0- 0	0- 0	0- 0			
0- 0	0- 0	0- 0	AWAY	0- 0	0- 0	0- 0			
0- 0	0- 0	0- 0	NEUTRAL	0- 0	0- 0	0- 0			

RPI S Opponent	Score	RPI S Opponent	Score	RPI S Opponent	Score	RPI S Opponent	Score	Team's RPI: 275
				74 A UC Irvine	78 85	160 H Wright St.	76 74	
						237 A San Jose St.	72 82	
						240 A Cal St. Fullerton	56 64	
						317 A UC Santa Barbara	56 48	
						339 A UTEP	47 53	
LAST 12 Division I GAMES:								
317 A UC Santa Barbara	56 48	240 A Cal St. Fullerton	56 64	74 A UC Irvine	78 85			
160 H Wright St.	76 74	237 A San Jose St.	72 82	339 A UTEP	47 53			

Non-Div I Games: Whittier 74 46 Westcliff 91 37

Average RPI	Win:	238	WON-LOST	WINNING	LAST 10	STRENGTH OF	OPP. STRENGTH	TEAM	ADJ.	CONF.	ADJ CONF.
Average RPI	Loss:	75	RECORD	PCT. RANK	GAMES	SCHEDULE	OF SCHEDULE	RPI	RPI	RPI	RPI
DIV. I ONLY		4- 4		160	0- 1	125	148	132	132	18	18
DIV. I NON-CONF.		4- 4		160	0- 1	125	148	132	132	18	18

TOTALS	RPI 1-25		RPI 26-50		W-L RECORDS	RPI 51-100		RPI 101-150		RPI 150+	
4- 4	0- 1		0- 1		OVERALL	0- 0		1- 2		3- 0	
2- 1	0- 0		0- 0		HOME	0- 0		0- 1		2- 0	
2- 3	0- 1		0- 1		AWAY	0- 0		1- 1		1- 0	
0- 0	0- 0		0- 0		NEUTRAL	0- 0		0- 0		0- 0	
4- 4	0- 1		0- 1		NON-CONFERENCE	0- 0		1- 2		3- 0	
2- 1	0- 0		0- 0		HOME	0- 0		0- 1		2- 0	
2- 3	0- 1		0- 1		AWAY	0- 0		1- 1		1- 0	
0- 0	0- 0		0- 0		NEUTRAL	0- 0		0- 0		0- 0	
0- 0	0- 0		0- 0		CONFERENCE	0- 0		0- 0		0- 0	
0- 0	0- 0		0- 0		HOME	0- 0		0- 0		0- 0	
0- 0	0- 0		0- 0		AWAY	0- 0		0- 0		0- 0	
0- 0	0- 0		0- 0		NEUTRAL	0- 0		0- 0		0- 0	

RPI	S	Opponent	Score	RPI	S	Opponent	Score	RPI	S	Opponent	Score	RPI	S	Opponent	Score
10	A	Drake	63 73	49	A	Boise St.	63 74					113	A	Idaho	73 88
												128	H	Harvard	55 75
												137	A	Santa Clara	53 38
												233	H	Washington St.	65 52
												281	A	Omaha	64 52
												302	H	Cal i forn i a Bapt i st	73 67

Team's RPI: 132															
LAST 12 Division I GAMES:															
128	H	Harvard	55 75	10	A	Drake	63 73								
137	A	Santa Clara	53 38	281	A	Omaha	64 52								
302	H	Cal i forn i a Bapt i st	73 67	49	A	Boise St.	63 74								
233	H	Washington St.	65 52	113	A	Idaho	73 88								

Non-Div I Games:

CSUN

C
a
l
P
o
l
y

Cal Poly				Through Games Of Dec. 1, 2018								
Average RPI	Win:	278	WON-LOST	WINNING	LAST 10	STRENGTH OF	OPP. STRENGTH	TEAM	ADJ.	CONF.	ADJ CONF.	
Average RPI	Loss:	117	RECORD	PCT. RANK	GAMES	SCHEDULE	OF SCHEDULE	RPI	RPI	RPI	RPI	
DIV. I ONLY		1- 7		313	0- 1	170		107	292	292	18	18
DIV. I NON-CONF.		1- 7		313	0- 1	170		107	292	292	18	18

TOTALS		RPI 1-25		RPI 26-50		W-L RECORDS		RPI 51-100	RPI 101-150		RPI 150+	
1- 7		0- 0		0- 1		OVERALL		0- 2	0- 2		1- 2	
1- 3		0- 0		0- 1		HOME		0- 1	0- 0		1- 1	
0- 3		0- 0		0- 0		AWAY		0- 1	0- 2		0- 0	
0- 1		0- 0		0- 0		NEUTRAL		0- 0	0- 0		0- 1	
1- 7		0- 0		0- 1		NON-CONFERENCE		0- 2	0- 2		1- 2	
1- 3		0- 0		0- 1		HOME		0- 1	0- 0		1- 1	
0- 3		0- 0		0- 0		AWAY		0- 1	0- 2		0- 0	
0- 1		0- 0		0- 0		NEUTRAL		0- 0	0- 0		0- 1	
0- 0		0- 0		0- 0		CONFERENCE		0- 0	0- 0		0- 0	
0- 0		0- 0		0- 0		HOME		0- 0	0- 0		0- 0	
0- 0		0- 0		0- 0		AWAY		0- 0	0- 0		0- 0	
0- 0		0- 0		0- 0		NEUTRAL		0- 0	0- 0		0- 0	

C
a
l
P
o
l
y

RPI 1-25				RPI 26-50				RPI 51-100				RPI 101+ Team's RPI: 292			
RPI	S	Opponent	Score	RPI	S	Opponent	Score	RPI	S	Opponent	Score	RPI	S	Opponent	Score
				27	H	Pepperdi ne	63 70	68	H	Saint Mary's (CA)	51 69	102	A	Fresno St.	58 76
								77	A	Oregon St.	54 79	107	A	Sacramento St.	85 88
												168	H	Illinois	51 74
												267	N	San Francisco	62 65
												278	H	Eastern Wash.	59 55

LAST 12 Division I GAMES:															
				27	H	Pepperdi ne	63 70	68	H	Saint Mary's (CA)	51 69				
				168	H	Illinois	51 74	278	H	Eastern Wash.	59 55				
				267	N	San Francisco	62 65								
				102	A	Fresno St.	58 76								
				107	A	Sacramento St.	85 88								
				77	A	Oregon St.	54 79								

Non-Div I Games: Academy of Art 87 65

Cal Poly

Average RPI Win:	292	WON-LOST	WINNING	LAST 10	STRENGTH OF	OPP. STRENGTH	TEAM	ADJ.	CONF.	ADJ CONF.
Average RPI Loss:	132	RECORD	PCT. RANK	GAMES	SCHEDULE	OF SCHEDULE	RPI	RPI	RPI	RPI
DIV. I ONLY	4- 4	160	1- 0	268	221	240	240	18	18	
DIV. I NON-CONF.	4- 4	160	1- 0	268	221	240	240	18	18	

TOTALS	RPI 1-25	RPI 26-50	W-L RECORDS	RPI 51-100	RPI 101-150	RPI 150+				
4- 4	0- 0	0- 0	OVERALL	0- 2	0- 1	4- 1				
2- 2	0- 0	0- 0	HOME	0- 0	0- 1	2- 1				
2- 2	0- 0	0- 0	AWAY	0- 2	0- 0	2- 0				
0- 0	0- 0	0- 0	NEUTRAL	0- 0	0- 0	0- 0				
4- 4	0- 0	0- 0	NON-CONFERENCE	0- 2	0- 1	4- 1				
2- 2	0- 0	0- 0	HOME	0- 0	0- 1	2- 1				
2- 2	0- 0	0- 0	AWAY	0- 2	0- 0	2- 0				
0- 0	0- 0	0- 0	NEUTRAL	0- 0	0- 0	0- 0				
0- 0	0- 0	0- 0	CONFERENCE	0- 0	0- 0	0- 0				
0- 0	0- 0	0- 0	HOME	0- 0	0- 0	0- 0				
0- 0	0- 0	0- 0	AWAY	0- 0	0- 0	0- 0				
0- 0	0- 0	0- 0	NEUTRAL	0- 0	0- 0	0- 0				

RPI 1-25				RPI 26-50				RPI 51-100				RPI 101+ Team's RPI: 240			
RPI	S	Opponent	Score	RPI	S	Opponent	Score	RPI	S	Opponent	Score	RPI	S	Opponent	Score
								82	A	Portland	74 83	137	H	Santa Clara	60 64
								84	A	Washington	74 83	224	H	San Diego St.	72 83
												275	H	CSU Bakersfield	64 56
												282	A	Seattle U	57 54
												302	A	California Baptist	79 65
												308	H	Dartmouth	67 62

LAST 12 Division I GAMES:															
				84	A	Washington	74 83	275	H	CSU Bakersfield	64 56				
				282	A	Seattle U	57 54	308	H	Dartmouth	67 62				
								82	A	Portland	74 83				
								137	H	Santa Clara	60 64				
								224	H	San Diego St.	72 83				
								302	A	California Baptist	79 65				

Non-Div I Games:

Cal St. Fullerton

■ Loss,
 ■ Non-Conf, S Site,
 ■ Home
 ■ Away
 N Neutral

Average RPI	Win:	90	WON-LOST	WINNING	LAST 10	STRENGTH OF	OPP. STRENGTH	TEAM	ADJ.	CONF.	ADJ CONF.
Average RPI	Loss:	0	RECORD	PCT. RANK	GAMES	SCHEDULE	OF SCHEDULE	RPI	RPI	RPI	RPI
DIV. I ONLY		6- 0		1	1- 0	6	94	2	2	2	2
DIV. I NON-CONF.		6- 0		1	1- 0	6	94	2	2	2	2

TOTALS	RPI 1-25		RPI 26-50		W-L RECORDS	RPI 51-100		RPI 101-150		RPI 150+	
6- 0	1- 0		1- 0		OVERALL	1- 0		2- 0		1- 0	
1- 0	0- 0		0- 0		HOME	0- 0		1- 0		0- 0	
3- 0	0- 0		0- 0		AWAY	1- 0		1- 0		1- 0	
2- 0	1- 0		1- 0		NEUTRAL	0- 0		0- 0		0- 0	
6- 0	1- 0		1- 0		NON-CONFERENCE	1- 0		2- 0		1- 0	
1- 0	0- 0		0- 0		HOME	0- 0		1- 0		0- 0	
3- 0	0- 0		0- 0		AWAY	1- 0		1- 0		1- 0	
2- 0	1- 0		1- 0		NEUTRAL	0- 0		0- 0		0- 0	
0- 0	0- 0		0- 0		CONFERENCE	0- 0		0- 0		0- 0	
0- 0	0- 0		0- 0		HOME	0- 0		0- 0		0- 0	
0- 0	0- 0		0- 0		AWAY	0- 0		0- 0		0- 0	
0- 0	0- 0		0- 0		NEUTRAL	0- 0		0- 0		0- 0	

RPI	S	Opponent	Score	RPI	S	Opponent	Score	RPI	S	Opponent	Score	RPI	S	Opponent	Score
23	N	Tulane	65 57	34	N	Pacific	81 69	72	A	Penn St.	75 58	110	A	BYU	70 52
												134	H	Houston	80 79
												167	A	San Diego	70 53
LAST 12 Division I GAMES:															
167	A	San Diego	70 53	72	A	Penn St.	75 58	134	H	Houston	80 79				
23	N	Tulane	65 57												
34	N	Pacific	81 69												
110	A	BYU	70 52												

Non-Div I Games:

Cal i forni a

Average RPI Win:	295	WON-LOST	WINNING	LAST 10	STRENGTH OF	OPP. STRENGTH	TEAM	ADJ.	CONF.	ADJ CONF.
Average RPI Loss:	160	RECORD	PCT. RANK	GAMES	SCHEDULE	OF SCHEDULE	RPI	RPI	RPI	RPI
DIV. I ONLY	1- 6	303	0- 0	244	214	302	302	30	30	
DIV. I NON-CONF.	1- 6	303	0- 0	244	214	302	302	30	30	

TOTALS	RPI 1-25	RPI 26-50	W-L RECORDS	RPI 51-100	RPI 101-150	RPI 150+				
1- 6	0- 0	0- 0	OVERALL	0- 0	0- 4	1- 2				
0- 2	0- 0	0- 0	HOME	0- 0	0- 1	0- 1				
1- 3	0- 0	0- 0	AWAY	0- 0	0- 2	1- 1				
0- 1	0- 0	0- 0	NEUTRAL	0- 0	0- 1	0- 0				
1- 6	0- 0	0- 0	NON-CONFERENCE	0- 0	0- 4	1- 2				
0- 2	0- 0	0- 0	HOME	0- 0	0- 1	0- 1				
1- 3	0- 0	0- 0	AWAY	0- 0	0- 2	1- 1				
0- 1	0- 0	0- 0	NEUTRAL	0- 0	0- 1	0- 0				
0- 0	0- 0	0- 0	CONFERENCE	0- 0	0- 0	0- 0				
0- 0	0- 0	0- 0	HOME	0- 0	0- 0	0- 0				
0- 0	0- 0	0- 0	AWAY	0- 0	0- 0	0- 0				
0- 0	0- 0	0- 0	NEUTRAL	0- 0	0- 0	0- 0				

RPI 1-25				RPI 26-50				RPI 51-100				RPI 101+ Team's RPI: 302			
RPI	S	Opponent	Score	RPI	S	Opponent	Score	RPI	S	Opponent	Score	RPI	S	Opponent	Score
												110	N	BYU	69 76
												122	A	Northern Ariz.	88 91
												129	H	Idaho St.	57 72
												132	A	CSUN	67 73
												224	A	San Diego St.	67 83
												240	H	Cal St. Fullerton	65 79
												295	A	Long Beach St.	85 83

LAST 12 Division I GAMES:															
240	H	Cal St. Fullerton	65 79	132	A	CSUN	67 73								
295	A	Long Beach St.	85 83	110	N	BYU	69 76								
129	H	Idaho St.	57 72	224	A	San Diego St.	67 83								
				122	A	Northern Ariz.	88 91								

Non-Div I Games: La Sierra 91 44

Average RPI	Win:	292	WON-LOST	WINNING	LAST 10	STRENGTH OF	OPP. STRENGTH	TEAM	ADJ.	CONF.	ADJ CONF.
Average RPI	Loss:	40	RECORD	PCT. RANK	GAMES	SCHEDULE	OF SCHEDULE	RPI	RPI	RPI	RPI
DIV. I ONLY		6- 1		33	1- 0	331	161	187	187	29	29
DIV. I NON-CONF.		6- 1		33	1- 0	331	161	187	187	29	29

TOTALS	RPI 1-25		RPI 26-50		W-L RECORDS	RPI 51-100		RPI 101-150		RPI 150+	
6- 1	0- 0		0- 1		OVERALL	0- 0		0- 0		6- 0	
2- 1	0- 0		0- 1		HOME	0- 0		0- 0		2- 0	
3- 0	0- 0		0- 0		AWAY	0- 0		0- 0		3- 0	
1- 0	0- 0		0- 0		NEUTRAL	0- 0		0- 0		1- 0	
6- 1	0- 0		0- 1		NON-CONFERENCE	0- 0		0- 0		6- 0	
2- 1	0- 0		0- 1		HOME	0- 0		0- 0		2- 0	
3- 0	0- 0		0- 0		AWAY	0- 0		0- 0		3- 0	
1- 0	0- 0		0- 0		NEUTRAL	0- 0		0- 0		1- 0	
0- 0	0- 0		0- 0		CONFERENCE	0- 0		0- 0		0- 0	
0- 0	0- 0		0- 0		HOME	0- 0		0- 0		0- 0	
0- 0	0- 0		0- 0		AWAY	0- 0		0- 0		0- 0	
0- 0	0- 0		0- 0		NEUTRAL	0- 0		0- 0		0- 0	

RPI 1-25				RPI 26-50				RPI 51-100				RPI 101+ Team's RPI: 187			
RPI	S	Opponent	Score	RPI	S	Opponent	Score	RPI	S	Opponent	Score	RPI	S	Opponent	Score
				40	H	Old Domini on	59 83					215	A	Norfol k St.	57 49
												281	N	Omaha	65 52
												297	A	FIU	59 54
												310	H	Col. of Charleston	66 65
												324	A	Western Caro.	63 37
												325	H	UNC Greensboro	53 49
LAST 12 Division I GAMES:															
297	A	FIU	59 54	215	A	Norfol k St.	57 49	310	H	Col. of Charleston	66 65	40	H	Old Domini on	59 83
325	H	UNC Greensboro	53 49	324	A	Western Caro.	63 37								
281	N	Omaha	65 52												

Non-Div I Games:

Campbel I

Average RPI	Win:	338	WON-LOST	WINNING	LAST 10	STRENGTH OF	OPP. STRENGTH	TEAM	ADJ.	CONF.	ADJ CONF.
Average RPI	Loss:	230	RECORD	PCT. RANK	GAMES	SCHEDULE	OF SCHEDULE	RPI	RPI	RPI	RPI
DIV. I ONLY		1- 6		303	0- 1	322	288	336	336	27	27
DIV. I NON-CONF.		1- 6		303	0- 1	322	288	336	336	27	27
<hr/>											
TOTALS	RPI 1-25		RPI 26-50		W-L RECORDS	RPI 51-100		RPI 101-150		RPI 150+	
1- 6	0- 0		0- 0		OVERALL	0- 0		0- 2		1- 4	
0- 3	0- 0		0- 0		HOME	0- 0		0- 2		0- 1	
1- 3	0- 0		0- 0		AWAY	0- 0		0- 0		1- 3	
0- 0	0- 0		0- 0		NEUTRAL	0- 0		0- 0		0- 0	
1- 6	0- 0		0- 0		NON-CONFERENCE	0- 0		0- 2		1- 4	
0- 3	0- 0		0- 0		HOME	0- 0		0- 2		0- 1	
1- 3	0- 0		0- 0		AWAY	0- 0		0- 0		1- 3	
0- 0	0- 0		0- 0		NEUTRAL	0- 0		0- 0		0- 0	
0- 0	0- 0		0- 0		CONFERENCE	0- 0		0- 0		0- 0	
0- 0	0- 0		0- 0		HOME	0- 0		0- 0		0- 0	
0- 0	0- 0		0- 0		AWAY	0- 0		0- 0		0- 0	
0- 0	0- 0		0- 0		NEUTRAL	0- 0		0- 0		0- 0	

RPI 1-25				RPI 26-50				RPI 51-100				RPI 101+ Team's RPI: 336			
RPI	S	Opponent	Score	RPI	S	Opponent	Score	RPI	S	Opponent	Score	RPI	S	Opponent	Score
												138	H	Youngstown St.	36 62
												139	H	Miami (OH)	59 62
												239	A	St. Bonaventure	94 100
												256	A	Oakland	60 71
												287	H	UTRGV	53 57
												323	A	Colgate	53 67
												338	A	Albany (NY)	48 42
<hr/>															
LAST 12 Division I GAMES:															
256	A	Oakland	60	71	138	H	Youngstown St.	36	62						
323	A	Colgate	53	67	338	A	Albany (NY)	48	42						
287	H	UTRGV	53	57											
239	A	St. Bonaventure	94	100											
139	H	Miami (OH)	59	62											

Non-Div I Games:

Canisius

Average RPI Win:	349	WON-LOST	WINNING	LAST 10	STRENGTH OF	OPP. STRENGTH	TEAM	ADJ.	CONF.	ADJ CONF.
Average RPI Loss:	229	RECORD	PCT. RANK	GAMES	SCHEDULE	OF SCHEDULE	RPI	RPI	RPI	RPI
DIV. I ONLY	1- 2	226	0- 0	324	348	320	320	22	22	
DIV. I NON-CONF.	1- 2	226	0- 0	324	348	320	320	22	22	

TOTALS	RPI 1-25	RPI 26-50	W-L RECORDS	RPI 51-100	RPI 101-150	RPI 150+				
1- 2	0- 0	0- 0	OVERALL	0- 0	0- 0	1- 2				
0- 1	0- 0	0- 0	HOME	0- 0	0- 0	0- 1				
1- 1	0- 0	0- 0	AWAY	0- 0	0- 0	1- 1				
0- 0	0- 0	0- 0	NEUTRAL	0- 0	0- 0	0- 0				
1- 2	0- 0	0- 0	NON-CONFERENCE	0- 0	0- 0	1- 2				
0- 1	0- 0	0- 0	HOME	0- 0	0- 0	0- 1				
1- 1	0- 0	0- 0	AWAY	0- 0	0- 0	1- 1				
0- 0	0- 0	0- 0	NEUTRAL	0- 0	0- 0	0- 0				
0- 0	0- 0	0- 0	CONFERENCE	0- 0	0- 0	0- 0				
0- 0	0- 0	0- 0	HOME	0- 0	0- 0	0- 0				
0- 0	0- 0	0- 0	AWAY	0- 0	0- 0	0- 0				
0- 0	0- 0	0- 0	NEUTRAL	0- 0	0- 0	0- 0				

RPI 1-25				RPI 26-50				RPI 51-100				RPI 101+ Team's RPI: 320			
RPI	S	Opponent	Score	RPI	S	Opponent	Score	RPI	S	Opponent	Score	RPI	S	Opponent	Score
												152	H	South Alabama	50 58
												306	A	Jackson St.	56 65
												349	A	Al corn	57 46

LAST 12 Division I GAMES:															
				349	A	Al corn	57 46	152	H	South Alabama	50 58				
								306	A	Jackson St.	56 65				

Non-Div I Games: Central Baptist 55 34 Crowley's Ridge 91 33 Hendrix 72 40

Central Ark.

Average RPI Win: 341
 Average RPI Loss: 149

WON-LOST
 RECORD

WINNING
 PCT. RANK

LAST 10
 GAMES

STRENGTH OF
 SCHEDULE

OPP. STRENGTH
 OF SCHEDULE

TEAM
 RPI

ADJ.
 RPI

CONF.
 RPI

ADJ CONF.
 RPI

DIV. I ONLY	1- 5	287	0- 1	148	256	263	263	31	31
DIV. I NON-CONF.	1- 5	287	0- 1	148	256	263	263	31	31
<hr/>									
TOTALS	RPI 1-25	RPI 26-50	W-L RECORDS	RPI 51-100	RPI 101-150	RPI 150+			
1- 5	0- 0	0- 0	OVERALL	0- 1	0- 2	1- 2			
0- 2	0- 0	0- 0	HOME	0- 1	0- 1	0- 0			
1- 3	0- 0	0- 0	AWAY	0- 0	0- 1	1- 2			
0- 0	0- 0	0- 0	NEUTRAL	0- 0	0- 0	0- 0			
1- 5	0- 0	0- 0	NON-CONFERENCE	0- 1	0- 2	1- 2			
0- 2	0- 0	0- 0	HOME	0- 1	0- 1	0- 0			
1- 3	0- 0	0- 0	AWAY	0- 0	0- 1	1- 2			
0- 0	0- 0	0- 0	NEUTRAL	0- 0	0- 0	0- 0			
0- 0	0- 0	0- 0	CONFERENCE	0- 0	0- 0	0- 0			
0- 0	0- 0	0- 0	HOME	0- 0	0- 0	0- 0			
0- 0	0- 0	0- 0	AWAY	0- 0	0- 0	0- 0			
0- 0	0- 0	0- 0	NEUTRAL	0- 0	0- 0	0- 0			

RPI 1-25				RPI 26-50				RPI 51-100				RPI 101+				Team's RPI: 263
RPI	S	Opponent	Score	RPI	S	Opponent	Score	RPI	S	Opponent	Score	RPI	S	Opponent	Score	
								64	H	Buffal o	69 82	131	A	Rutgers	44 73	
												142	H	Lehi gh	62 88	
												190	A	Massachusetts	59 74	
												220	A	Brown	63 68	
												341	A	Morgan St.	60 36	
<hr/>																
LAST 12 Division I GAMES:																
142	H	Lehi gh	62 88	64	H	Buffal o	69 82	341	A	Morgan St.	60 36	190	A	Massachusetts	59 74	
220	A	Brown	63 68					131	A	Rutgers	44 73					

Non-Div I Games:

Central Conn. St.

Loss, Non-Conf, S Site, H Home A Away N Neutral

Average RPI	Win: 145	WON-LOST	WINNING	LAST 10	STRENGTH OF	OPP. STRENGTH	TEAM	ADJ.	CONF.	ADJ CONF.
Average RPI	Loss: 24	RECORD	PCT. RANK	GAMES	SCHEDULE	OF SCHEDULE	RPI	RPI	RPI	RPI
DIV. I ONLY	6- 1	33	1- 0	242	6	71	71	11	11	
DIV. I NON-CONF.	6- 1	33	1- 0	242	6	71	71	11	11	

TOTALS	RPI 1-25	RPI 26-50	W-L RECORDS	RPI 51-100	RPI 101-150	RPI 150+				
6- 1	0- 1	1- 0	OVERALL	1- 0	1- 0	3- 0				
3- 1	0- 1	1- 0	HOME	0- 0	0- 0	2- 0				
2- 0	0- 0	0- 0	AWAY	0- 0	1- 0	1- 0				
1- 0	0- 0	0- 0	NEUTRAL	1- 0	0- 0	0- 0				
6- 1	0- 1	1- 0	NON-CONFERENCE	1- 0	1- 0	3- 0				
3- 1	0- 1	1- 0	HOME	0- 0	0- 0	2- 0				
2- 0	0- 0	0- 0	AWAY	0- 0	1- 0	1- 0				
1- 0	0- 0	0- 0	NEUTRAL	1- 0	0- 0	0- 0				
0- 0	0- 0	0- 0	CONFERENCE	0- 0	0- 0	0- 0				
0- 0	0- 0	0- 0	HOME	0- 0	0- 0	0- 0				
0- 0	0- 0	0- 0	AWAY	0- 0	0- 0	0- 0				
0- 0	0- 0	0- 0	NEUTRAL	0- 0	0- 0	0- 0				

RPI 1-25				RPI 26-50				RPI 51-100				Team's RPI: 71				RPI 101+			
RPI	S	Opponent	Score	RPI	S	Opponent	Score	RPI	S	Opponent	Score	RPI	S	Opponent	Score	RPI	S	Opponent	Score
24	H	South Dakota St.	71 80	43	H	UCF	75 68	61	N	Chattanooga	73 50	105	A	Virginia	74 61	195	H	Western Ky.	108 90
																211	A	Iona	82 39
																256	H	Oakland	104 61
LAST 12 Division I GAMES:																			
211	A	Iona	82 39	195	H	Western Ky.	108 90	24	H	South Dakota St.	71 80	256	H	Oakland	104 61				
61	N	Chattanooga	73 50																
105	A	Virginia	74 61																
43	H	UCF	75 68																

Non-Div I Games:

Central Mich.

Average RPI Win: 0		WON-LOST RECORD		WINNING PCT. RANK		LAST 10 GAMES		STRENGTH OF SCHEDULE		OPP. STRENGTH OF SCHEDULE		TEAM RPI		ADJ. RPI		CONF. RPI		ADJ. CONF. RPI	
Average RPI Loss: 238																			
DIV. I ONLY		0- 5		321		0- 1		318		291		345		345		29		29	
DIV. I NON-CONF.		0- 5		321		0- 1		318		291		345		345		29		29	
TOTALS		RPI 1-25		RPI 26-50		W-L RECORDS		RPI 51-100		RPI 101-150		RPI 150+							
0- 5		0- 0		0- 0		OVERALL		0- 0		0- 0		0- 5							
0- 3		0- 0		0- 0		HOME		0- 0		0- 0		0- 3							
0- 2		0- 0		0- 0		AWAY		0- 0		0- 0		0- 2							
0- 0		0- 0		0- 0		NEUTRAL		0- 0		0- 0		0- 0							
0- 5		0- 0		0- 0		NON-CONFERENCE		0- 0		0- 0		0- 5							
0- 3		0- 0		0- 0		HOME		0- 0		0- 0		0- 3							
0- 2		0- 0		0- 0		AWAY		0- 0		0- 0		0- 2							
0- 0		0- 0		0- 0		NEUTRAL		0- 0		0- 0		0- 0							
0- 0		0- 0		0- 0		CONFERENCE		0- 0		0- 0		0- 0							
0- 0		0- 0		0- 0		HOME		0- 0		0- 0		0- 0							
0- 0		0- 0		0- 0		AWAY		0- 0		0- 0		0- 0							
0- 0		0- 0		0- 0		NEUTRAL		0- 0		0- 0		0- 0							

RPI 1-25				RPI 26-50				RPI 51-100				RPI 101+ Team's RPI: 345				
RPI	S	Opponent	Score	RPI	S	Opponent	Score	RPI	S	Opponent	Score	RPI	S	Opponent	Score	
												153	H	Tennessee Tech	55	77
												225	A	North Florida	76	82
												242	H	Jacksonville	58	68
												264	H	Davidson	34	72
												305	A	South Carolina St.	58	67
LAST 12 Division I GAMES:																
				305	A	South Carolina St.	58	67	225	A	North Florida	76	82			
				264	H	Davidson	34	72	242	H	Jacksonville	58	68			
								153	H	Tennessee Tech	55	77				

Non-Div I Games:	Converse	101	50
------------------	----------	-----	----

Charleston So.

Average RPI		Win: 184	WON-LOST RECORD	WINNING PCT. RANK	LAST 10 GAMES	STRENGTH OF SCHEDULE	OPP. STRENGTH OF SCHEDULE	TEAM RPI	ADJ. RPI	CONF. RPI	ADJ CONF. RPI
Loss: 111											
DIV. I ONLY			5- 1	45	1- 0	84	153	25	25	17	17
DIV. I NON-CONF.			5- 1	45	1- 0	84	153	25	25	17	17
TOTALS		RPI 1-25		RPI 26-50		W-L RECORDS		RPI 51-100		RPI 101-150	RPI 150+
5- 1	0- 0			0- 0		OVERALL		0- 0		2- 1	3- 0
3- 0	0- 0			0- 0		HOME		0- 0		1- 0	2- 0
1- 1	0- 0			0- 0		AWAY		0- 0		1- 1	0- 0
1- 0	0- 0			0- 0		NEUTRAL		0- 0		0- 0	1- 0
5- 1	0- 0			0- 0		NON-CONFERENCE		0- 0		2- 1	3- 0
3- 0	0- 0			0- 0		HOME		0- 0		1- 0	2- 0
1- 1	0- 0			0- 0		AWAY		0- 0		1- 1	0- 0
1- 0	0- 0			0- 0		NEUTRAL		0- 0		0- 0	1- 0
0- 0	0- 0			0- 0		CONFERENCE		0- 0		0- 0	0- 0
0- 0	0- 0			0- 0		HOME		0- 0		0- 0	0- 0
0- 0	0- 0			0- 0		AWAY		0- 0		0- 0	0- 0
0- 0	0- 0			0- 0		NEUTRAL		0- 0		0- 0	0- 0

RPI 1-25				Team's RPI: 25				RPI 26-50				RPI 51-100				RPI 101+			
RPI	S	Opponent	Score	RPI	S	Opponent	Score	RPI	S	Opponent	Score	RPI	S	Opponent	Score	RPI	S	Opponent	Score
																111	A	Fordham	64 71
																142	A	Lehi gh	62 60
																146	H	UNC Asheville	70 53
																161	H	East Carolina	52 46
																194	H	Wofford	85 63
																279	N	Li berty	63 61
LAST 12 Division I GAMES:																			
																142	A	Lehi gh	62 60
																161	H	East Carolina	52 46
																279	N	Li berty	63 61
																111	A	Fordham	64 71
																194	H	Wofford	85 63
																146	H	UNC Asheville	70 53

Non-Div I Games:

Charlotte

Average RPI	Win:	193	WON-LOST	WINNING	LAST 10	STRENGTH OF	OPP. STRENGTH	TEAM	ADJ.	CONF.	ADJ CONF.
Average RPI	Loss:	54	RECORD	PCT. RANK	GAMES	SCHEDULE	OF SCHEDULE	RPI	RPI	RPI	RPI
DIV. I ONLY		3- 5		218	0- 1	11		176	61	61	24 24
DIV. I NON-CONF.		3- 5		218	0- 1	11		176	61	61	24 24

TOTALS	RPI 1-25		RPI 26-50		W-L RECORDS	RPI 51-100		RPI 101-150		RPI 150+	
3- 5	0- 1		0- 1		OVERALL	0- 3		1- 0		2- 0	
1- 2	0- 1		0- 0		HOME	0- 1		0- 0		1- 0	
1- 2	0- 0		0- 1		AWAY	0- 1		1- 0		0- 0	
1- 1	0- 0		0- 0		NEUTRAL	0- 1		0- 0		1- 0	
3- 5	0- 1		0- 1		NON-CONFERENCE	0- 3		1- 0		2- 0	
1- 2	0- 1		0- 0		HOME	0- 1		0- 0		1- 0	
1- 2	0- 0		0- 1		AWAY	0- 1		1- 0		0- 0	
1- 1	0- 0		0- 0		NEUTRAL	0- 1		0- 0		1- 0	
0- 0	0- 0		0- 0		CONFERENCE	0- 0		0- 0		0- 0	
0- 0	0- 0		0- 0		HOME	0- 0		0- 0		0- 0	
0- 0	0- 0		0- 0		AWAY	0- 0		0- 0		0- 0	
0- 0	0- 0		0- 0		NEUTRAL	0- 0		0- 0		0- 0	

RPI 1-25				RPI 26-50				RPI 51-100				RPI 101+			
RPI	S	Opponent	Score	RPI	S	Opponent	Score	RPI	S	Opponent	Score	RPI	S	Opponent	Score
6	H	Louisville	49 75	43	A	UCF	37 75	67	A	Virginia Tech	59 74	120	A	Hampton	58 50
								71	N	Central Mich.	50 73	179	N	Saint Louis	71 61
								81	H	UT Martin	79 81	279	H	Liberty	75 60

LAST 12 Division I GAMES:															
279	H	Liberty	75 60	43	A	UCF	37 75	81	H	UT Martin	79 81				
67	A	Virginia Tech	59 74	71	N	Central Mich.	50 73	179	N	Saint Louis	71 61				
120	A	Hampton	58 50												
6	H	Louisville	49 75												

Non-Div I Games: Lee 61 55

Chattanooga

Average RPI	Win:	0	WON-LOST	WINNING	LAST 10	STRENGTH OF	OPP. STRENGTH	TEAM	ADJ.	CONF.	ADJ CONF.
Average RPI	Loss:	226	RECORD	PCT. RANK	GAMES	SCHEDULE	OF SCHEDULE	RPI	RPI	RPI	RPI
DIV. I ONLY		0- 7		321	0- 1	190	347	333	333	30	30
DIV. I NON-CONF.		0- 7		321	0- 1	190	347	333	333	30	30

TOTALS	RPI 1-25		RPI 26-50		W-L RECORDS	RPI 51-100		RPI 101-150		RPI 150+	
0- 7	0- 0		0- 0		OVERALL	0- 1		0- 1		0- 5	
0- 3	0- 0		0- 0		HOME	0- 0		0- 1		0- 2	
0- 3	0- 0		0- 0		AWAY	0- 1		0- 0		0- 2	
0- 1	0- 0		0- 0		NEUTRAL	0- 0		0- 0		0- 1	
0- 7	0- 0		0- 0		NON-CONFERENCE	0- 1		0- 1		0- 5	
0- 3	0- 0		0- 0		HOME	0- 0		0- 1		0- 2	
0- 3	0- 0		0- 0		AWAY	0- 1		0- 0		0- 2	
0- 1	0- 0		0- 0		NEUTRAL	0- 0		0- 0		0- 1	
0- 0	0- 0		0- 0		CONFERENCE	0- 0		0- 0		0- 0	
0- 0	0- 0		0- 0		HOME	0- 0		0- 0		0- 0	
0- 0	0- 0		0- 0		AWAY	0- 0		0- 0		0- 0	
0- 0	0- 0		0- 0		NEUTRAL	0- 0		0- 0		0- 0	

RPI 1-25				RPI 26-50				RPI 51-100				RPI 101+ Team's RPI: 333					
RPI	S	Opponent	Score	RPI	S	Opponent	Score	RPI	S	Opponent	Score	RPI	S	Opponent	Score		
								78	A	Xavi er	57	91	145	H	UAB	45	90
												197	A	Morehead St.	68	104	
												243	A	Loyol a Chi cago	40	76	
												276	N	St. Franci s Brookl yn	73	110	
												293	H	Val parai so	70	76	
												348	H	Evansvi lle	58	67	

LAST 12 Di vi si on I GAMES:																	
293	H	Val parai so	70	76	145	H	UAB	45	90								
243	A	Loyol a Chi cago	40	76	197	A	Morehead St.	68	104								
					276	N	St. Franci s Brookl yn	73	110								
					348	H	Evansvi lle	58	67								
					78	A	Xavi er	57	91								

Non-Div I Games:

Chicago St.

Average RPI Win:	257	WON-LOST	WINNING	LAST 10	STRENGTH OF	OPP. STRENGTH	TEAM	ADJ.	CONF.	ADJ CONF.
Average RPI Loss:	149	RECORD	PCT. RANK	GAMES	SCHEDULE	OF SCHEDULE	RPI	RPI	RPI	RPI
DIV. I ONLY	5- 3	117	0- 1	237	246	198	198	8	8	
DIV. I NON-CONF.	5- 3	117	0- 1	237	246	198	198	8	8	

TOTALS	RPI 1-25	RPI 26-50	W-L RECORDS	RPI 51-100	RPI 101-150	RPI 150+				
5- 3	0- 0	0- 1	OVERALL	0- 0	0- 1	5- 1				
4- 1	0- 0	0- 1	HOME	0- 0	0- 0	4- 0				
1- 2	0- 0	0- 0	AWAY	0- 0	0- 1	1- 1				
0- 0	0- 0	0- 0	NEUTRAL	0- 0	0- 0	0- 0				
5- 3	0- 0	0- 1	NON-CONFERENCE	0- 0	0- 1	5- 1				
4- 1	0- 0	0- 1	HOME	0- 0	0- 0	4- 0				
1- 2	0- 0	0- 0	AWAY	0- 0	0- 1	1- 1				
0- 0	0- 0	0- 0	NEUTRAL	0- 0	0- 0	0- 0				
0- 0	0- 0	0- 0	CONFERENCE	0- 0	0- 0	0- 0				
0- 0	0- 0	0- 0	HOME	0- 0	0- 0	0- 0				
0- 0	0- 0	0- 0	AWAY	0- 0	0- 0	0- 0				
0- 0	0- 0	0- 0	NEUTRAL	0- 0	0- 0	0- 0				

RPI 1-25				RPI 26-50				RPI 51-100				RPI 101+				Team's RPI: 198	
RPI	S	Opponent	Score	RPI	S	Opponent	Score	RPI	S	Opponent	Score	RPI	S	Opponent	Score		
				40	H	Old Domi ni on	72 76					119	A	Pi ttsburgh	48 65		
												179	A	Sai nt Loui s	51 50		
												193	H	Yal e	66 52		
												258	H	ETSU	77 64		
												288	A	Bal l St.	63 75		
												321	H	Li pscomb	71 55		
												335	H	Austin Peay	69 48		
LAST 12 Di vi si on I GAMES:																	
				321	H	Li pscomb	71 55	288	A	Bal l St.	63 75						
				193	H	Yal e	66 52	335	H	Austin Peay	69 48						
				179	A	Sai nt Loui s	51 50										
				119	A	Pi ttsburgh	48 65										
				40	H	Ol d Domi ni on	72 76										
				258	H	ETSU	77 64										

Non-Div I Games:

Cincinnati

Clemson				Through Games Of Dec. 1, 2018																			
Average RPI Win:		217		WON-LOST RECORD		WINNING PCT. RANK		LAST 10 GAMES		STRENGTH OF SCHEDULE		OPP. STRENGTH OF SCHEDULE		TEAM RPI		ADJ. RPI		CONF. RPI		ADJ CONF. RPI			
Average RPI Loss:		70																					
DIV. I ONLY				4- 3		137		1- 0		63		189		91		91		1		1			
DIV. I NON-CONF.				4- 3		137		1- 0		63		189		91		91		1		1			

TOTALS		RPI 1-25		RPI 26-50		W-L RECORDS		RPI 51-100		RPI 101-150		RPI 150+											
4- 3		0- 0		0- 1		OVERALL		0- 1		0- 1		4- 0											
3- 0		0- 0		0- 0		HOME		0- 0		0- 0		3- 0											
0- 2		0- 0		0- 0		AWAY		0- 1		0- 1		0- 0											
1- 1		0- 0		0- 1		NEUTRAL		0- 0		0- 0		1- 0											
4- 3		0- 0		0- 1		NON-CONFERENCE		0- 1		0- 1		4- 0											
3- 0		0- 0		0- 0		HOME		0- 0		0- 0		3- 0											
0- 2		0- 0		0- 0		AWAY		0- 1		0- 1		0- 0											
1- 1		0- 0		0- 1		NEUTRAL		0- 0		0- 0		1- 0											
0- 0		0- 0		0- 0		CONFERENCE		0- 0		0- 0		0- 0											
0- 0		0- 0		0- 0		HOME		0- 0		0- 0		0- 0											
0- 0		0- 0		0- 0		AWAY		0- 0		0- 0		0- 0											
0- 0		0- 0		0- 0		NEUTRAL		0- 0		0- 0		0- 0											

RPI 1-25				RPI 26-50				RPI 51-100				Team's RPI: 91				RPI 101+							
RPI	S	Opponent	Score	RPI	S	Opponent	Score	RPI	S	Opponent	Score	RPI	S	Opponent	Score								
				31	N	Tennessee	66 78					60	A	Al abama	56 76	118	A	South Carolina	57 69				
																168	H	Illinois	69 67				
																186	N	Okl ahoma	74 62				
																194	H	Wofford	85 77				
																321	H	Lipscomb	68 26				

LAST 12 Division I GAMES:																							
																321	H	Lipscomb	68 26				
																194	H	Wofford	85 77				
																186	N	Okl ahoma	74 62				
																168	H	Illinois	69 67				
																31	N	Tennessee	66 78				
																60	A	Al abama	56 76				
																118	A	South Carolina	57 69				

Non-Div I Games:

Clemson

Cleveland State

Cleveland State				Through Games Of Dec. 1, 2018						
Average RPI Win:	284	WON-LOST	WINNING	LAST 10	STRENGTH OF	OPP. STRENGTH	TEAM	ADJ.	CONF.	ADJ CONF.
Average RPI Loss:	142	RECORD	PCT. RANK	GAMES	SCHEDULE	OF SCHEDULE	RPI	RPI	RPI	RPI
DIV. I ONLY	1- 5	287	0- 1	97	231	252	252	15	15	
DIV. I NON-CONF.	1- 5	287	0- 1	97	231	252	252	15	15	

TOTALS	RPI 1-25	RPI 26-50	W-L RECORDS	RPI 51-100	RPI 101-150	RPI 150+				
1- 5	0- 1	0- 0	OVERALL	0- 1	0- 0	1- 3				
1- 0	0- 0	0- 0	HOME	0- 0	0- 0	1- 0				
0- 4	0- 0	0- 0	AWAY	0- 1	0- 0	0- 3				
0- 1	0- 1	0- 0	NEUTRAL	0- 0	0- 0	0- 0				
1- 5	0- 1	0- 0	NON-CONFERENCE	0- 1	0- 0	1- 3				
1- 0	0- 0	0- 0	HOME	0- 0	0- 0	1- 0				
0- 4	0- 0	0- 0	AWAY	0- 1	0- 0	0- 3				
0- 1	0- 1	0- 0	NEUTRAL	0- 0	0- 0	0- 0				
0- 0	0- 0	0- 0	CONFERENCE	0- 0	0- 0	0- 0				
0- 0	0- 0	0- 0	HOME	0- 0	0- 0	0- 0				
0- 0	0- 0	0- 0	AWAY	0- 0	0- 0	0- 0				
0- 0	0- 0	0- 0	NEUTRAL	0- 0	0- 0	0- 0				

RPI 1-25				RPI 26-50				RPI 51-100				RPI 101+ Team's RPI: 252			
RPI	S	Opponent	Score	RPI	S	Opponent	Score	RPI	S	Opponent	Score	RPI	S	Opponent	Score
23	N	Tulane	72 81					52	A	Ohio	54 72	167	A	San Diego	82 83
												182	A	Eastern Mich.	63 69
												284	H	Illinois St.	67 63
												288	A	Ball St.	62 67

LAST 12 Division I GAMES:															
				52	A	Ohio	54 72	288	A	Ball St.	62 67				
				23	N	Tulane	72 81	182	A	Eastern Mich.	63 69				
				167	A	San Diego	82 83								
				284	H	Illinois St.	67 63								

Non-Div I Games: Lake Erie 79 49 Salem (WV) 113 81 Cleveland State

Average RPI	Win:	280	WON-LOST	WINNING	LAST 10	STRENGTH OF	OPP. STRENGTH	TEAM	ADJ.	CONF.	ADJ CONF.
Average RPI	Loss:	99	RECORD	PCT. RANK	GAMES	SCHEDULE	OF SCHEDULE	RPI	RPI	RPI	RPI
DIV. I ONLY		5- 1		45	1- 0	345	112	216	216	21	21
DIV. I NON-CONF.		5- 1		45	1- 0	345	112	216	216	21	21

TOTALS	RPI 1-25		RPI 26-50		W-L RECORDS	RPI 51-100		RPI 101-150		RPI 150+	
5- 1	0- 0		0- 0		OVERALL	0- 1		0- 0		5- 0	
4- 0	0- 0		0- 0		HOME	0- 0		0- 0		4- 0	
1- 1	0- 0		0- 0		AWAY	0- 1		0- 0		1- 0	
0- 0	0- 0		0- 0		NEUTRAL	0- 0		0- 0		0- 0	
5- 1	0- 0		0- 0		NON-CONFERENCE	0- 1		0- 0		5- 0	
4- 0	0- 0		0- 0		HOME	0- 0		0- 0		4- 0	
1- 1	0- 0		0- 0		AWAY	0- 1		0- 0		1- 0	
0- 0	0- 0		0- 0		NEUTRAL	0- 0		0- 0		0- 0	
0- 0	0- 0		0- 0		CONFERENCE	0- 0		0- 0		0- 0	
0- 0	0- 0		0- 0		HOME	0- 0		0- 0		0- 0	
0- 0	0- 0		0- 0		AWAY	0- 0		0- 0		0- 0	
0- 0	0- 0		0- 0		NEUTRAL	0- 0		0- 0		0- 0	

RPI 1-25				RPI 26-50				RPI 51-100				RPI 101+ Team's RPI: 216			
RPI	S	Opponent	Score	RPI	S	Opponent	Score	RPI	S	Opponent	Score	RPI	S	Opponent	Score
								99	A	UC Riverside	43 62	183	H	Bowling Green	81 80
												245	H	Memphis	90 71
												305	H	South Carolina St.	57 44
												324	H	Western Caro.	77 59
												344	A	N.C. Central	89 66
LAST 12 Division I GAMES:															
305	H	South Carolina St.	57 44	344	A	N.C. Central	89 66	245	H	Memphis	90 71	183	H	Bowling Green	81 80
324	H	Western Caro.	77 59	99	A	UC Riverside	43 62								

Non-Div I Games:

Coastal Caro.

Average RPI Win:	305	WON-LOST	WINNING	LAST 10	STRENGTH OF	OPP. STRENGTH	TEAM	ADJ.	CONF.	ADJ CONF.
Average RPI Loss:	197	RECORD	PCT. RANK	GAMES	SCHEDULE	OF SCHEDULE	RPI	RPI	RPI	RPI
DIV. I ONLY	1- 4	277	0- 1	191	320	310	310	13	13	
DIV. I NON-CONF.	1- 4	277	0- 1	191	320	310	310	13	13	

TOTALS	RPI 1-25	RPI 26-50	W-L RECORDS	RPI 51-100	RPI 101-150	RPI 150+				
1- 4	0- 0	0- 0	OVERALL	0- 0	0- 0	1- 4				
1- 2	0- 0	0- 0	HOME	0- 0	0- 0	1- 2				
0- 2	0- 0	0- 0	AWAY	0- 0	0- 0	0- 2				
0- 0	0- 0	0- 0	NEUTRAL	0- 0	0- 0	0- 0				
1- 4	0- 0	0- 0	NON-CONFERENCE	0- 0	0- 0	1- 4				
1- 2	0- 0	0- 0	HOME	0- 0	0- 0	1- 2				
0- 2	0- 0	0- 0	AWAY	0- 0	0- 0	0- 2				
0- 0	0- 0	0- 0	NEUTRAL	0- 0	0- 0	0- 0				
0- 0	0- 0	0- 0	CONFERENCE	0- 0	0- 0	0- 0				
0- 0	0- 0	0- 0	HOME	0- 0	0- 0	0- 0				
0- 0	0- 0	0- 0	AWAY	0- 0	0- 0	0- 0				
0- 0	0- 0	0- 0	NEUTRAL	0- 0	0- 0	0- 0				

RPI 1-25				RPI 26-50				RPI 51-100				RPI 101+				Team's RPI : 310	
RPI	S	Opponent	Score	RPI	S	Opponent	Score	RPI	S	Opponent	Score	RPI	S	Opponent	Score		
												187	A	Campbel l	65	66	
												194	A	Wofford	58	78	
												201	H	Furman	67	70	
												206	H	Winthrop	64	71	
												305	H	South Carol i na St.	75	51	

LAST 12 Division I GAMES:																	
				206	H	Winthrop	64	71				305	H	South Carol i na St.	75	51	
				201	H	Furman	67	70									
				194	A	Wofford	58	78									
				187	A	Campbel l	65	66									

Non-Div I Games: North Greenville 95 62

Col. of Charleston

C
o
l
g
a
t
e

Colgate				Through Games Of Dec. 1, 2018							
Average RPI Win: 320		WON-LOST RECORD	WINNING PCT. RANK	LAST 10 GAMES	STRENGTH OF SCHEDULE	OPP. STRENGTH OF SCHEDULE	TEAM RPI	ADJ. RPI	CONF. RPI	ADJ CONF. RPI	
Average RPI Loss: 189											
DIV. I ONLY		2- 4	226	0- 1	333	245	323	323	19	19	
DIV. I NON-CONF.		2- 4	226	0- 1	333	245	323	323	19	19	
<hr/>											
TOTALS		RPI 1-25	RPI 26-50	W-L RECORDS	RPI 51-100	RPI 101-150	RPI 150+				
2- 4		0- 0	0- 0	OVERALL	0- 0	0- 1	2- 3				
2- 0		0- 0	0- 0	HOME	0- 0	0- 0	2- 0				
0- 4		0- 0	0- 0	AWAY	0- 0	0- 1	0- 3				
0- 0		0- 0	0- 0	NEUTRAL	0- 0	0- 0	0- 0				
2- 4		0- 0	0- 0	NON-CONFERENCE	0- 0	0- 1	2- 3				
2- 0		0- 0	0- 0	HOME	0- 0	0- 0	2- 0				
0- 4		0- 0	0- 0	AWAY	0- 0	0- 1	0- 3				
0- 0		0- 0	0- 0	NEUTRAL	0- 0	0- 0	0- 0				
0- 0		0- 0	0- 0	CONFERENCE	0- 0	0- 0	0- 0				
0- 0		0- 0	0- 0	HOME	0- 0	0- 0	0- 0				
0- 0		0- 0	0- 0	AWAY	0- 0	0- 0	0- 0				
0- 0		0- 0	0- 0	NEUTRAL	0- 0	0- 0	0- 0				
<hr/>											
RPI 1-25				RPI 26-50		RPI 51-100		RPI 101+		Team's RPI: 323	
RPI	S	Opponent	Score	RPI	S	Opponent	Score	RPI	S	Opponent	Score
								149	A	Dayton	58 67
								157	A	George Mason	61 64
								193	A	Yal e	61 80
								257	A	Si ena	53 55
								304	H	Col umbi a	84 71
								336	H	Cani si us	67 53
								<hr/>			
LAST 12 Division I GAMES:											
193 A Yal e 61 80				257 A Si ena 53 55		304 H Col umbi a 84 71		336 H Cani si us 67 53		157 A George Mason 61 64	
				149 A Dayton 58 67							

C
o
l
g
a
t
e

Non-Div I Games:

Colgate

Average RPI Loss: 0

DIV. I ONLY	6- 0	1	1- 0	147	1	9	9	2	2
DIV. I NON-CONF.	6- 0	1	1- 0	147	1	9	9	2	2
TOTALS	RPI 1-25	RPI 26-50	W-L RECORDS	RPI 51-100	RPI 101-150	RPI 150+			
6- 0	1- 0	2- 0	OVERALL	1- 0	0- 0	2- 0			
4- 0	1- 0	2- 0	HOME	0- 0	0- 0	1- 0			
1- 0	0- 0	0- 0	AWAY	0- 0	0- 0	1- 0			
1- 0	0- 0	0- 0	NEUTRAL	1- 0	0- 0	0- 0			
6- 0	1- 0	2- 0	NON-CONFERENCE	1- 0	0- 0	2- 0			
4- 0	1- 0	2- 0	HOME	0- 0	0- 0	1- 0			
1- 0	0- 0	0- 0	AWAY	0- 0	0- 0	1- 0			
1- 0	0- 0	0- 0	NEUTRAL	1- 0	0- 0	0- 0			
0- 0	0- 0	0- 0	CONFERENCE	0- 0	0- 0	0- 0			
0- 0	0- 0	0- 0	HOME	0- 0	0- 0	0- 0			
0- 0	0- 0	0- 0	AWAY	0- 0	0- 0	0- 0			
0- 0	0- 0	0- 0	NEUTRAL	0- 0	0- 0	0- 0			

RPI 1-25				Team's RPI: 9			
RPI	S	Opponent	Score				
19	H	North Carolina	86 74				
RPI 26-50							
RPI	S	Opponent	Score				
27	H	Pepperdine	80 65				
33	H	Northern Colo.	77 69				
RPI 51-100							
RPI	S	Opponent	Score				
69	N	Utah St.	78 68				
RPI 101+							
RPI	S	Opponent	Score				
165	H	Colorado St.	59 40				
170	A	Nevada	65 52				
LAST 12 Division I GAMES:							
27	H	Pepperdine	80 65	33	H	Northern Colo.	77 69
69	N	Utah St.	78 68				
170	A	Nevada	65 52				
19	H	North Carolina	86 74				
165	H	Colorado St.	59 40				

Non-Div l Games:

Col orado

Average RPI Win: 251		WON-LOST	WINNING	LAST 10	STRENGTH OF		OPP. STRENGTH	TEAM	ADJ.	CONF.	ADJ CONF.
Average RPI Loss: 28		RECORD	PCT. RANK	GAMES	SCHEDULE		OF SCHEDULE	RPI	RPI	RPI	RPI
DIV. I ONLY		1- 3	269	0- 1	29	131	165	165	9	9	
DIV. I NON-CONF.		1- 3	269	0- 1	29	131	165	165	9	9	

TOTALS		RPI 1-25		RPI 26-50	W-L RECORDS		RPI 51-100	RPI 101-150		RPI 150+	
1- 3		0- 1		0- 2	OVERALL		0- 0	0- 0		1- 0	
1- 1		0- 0		0- 1	HOME		0- 0	0- 0		1- 0	
0- 2		0- 1		0- 1	AWAY		0- 0	0- 0		0- 0	
0- 0		0- 0		0- 0	NEUTRAL		0- 0	0- 0		0- 0	
1- 3		0- 1		0- 2	NON-CONFERENCE		0- 0	0- 0		1- 0	
1- 1		0- 0		0- 1	HOME		0- 0	0- 0		1- 0	
0- 2		0- 1		0- 1	AWAY		0- 0	0- 0		0- 0	
0- 0		0- 0		0- 0	NEUTRAL		0- 0	0- 0		0- 0	
0- 0		0- 0		0- 0	CONFERENCE		0- 0	0- 0		0- 0	
0- 0		0- 0		0- 0	HOME		0- 0	0- 0		0- 0	
0- 0		0- 0		0- 0	AWAY		0- 0	0- 0		0- 0	
0- 0		0- 0		0- 0	NEUTRAL		0- 0	0- 0		0- 0	

RPI 1-25				RPI 26-50				RPI 51-100				RPI 101+ Team's RPI: 165			
RPI	S	Opponent	Score	RPI	S	Opponent	Score	RPI	S	Opponent	Score	RPI	S	Opponent	Score
9	A	Col orado	40 59	33	H	Northern Colo.	47 53					251	H	Cornel I	56 53
				41	A	Gonzaga	39 50								
LAST 12 Division I GAMES:															
								41	A	Gonzaga	39 50				
								251	H	Cornel I	56 53				
								33	H	Northern Colo.	47 53				
								9	A	Col orado	40 59				

Non-Div I Games: Eastern N.M. 72 46

Col orado St.

Average RPI Win:	293	WON-LOST	WINNING	LAST 10	STRENGTH OF	OPP. STRENGTH	TEAM	ADJ.	CONF.	ADJ CONF.
Average RPI Loss:	227	RECORD	PCT. RANK	GAMES	SCHEDULE	OF SCHEDULE	RPI	RPI	RPI	RPI
DIV. I ONLY	2- 5	252	0- 1	292	298	304	304	23	23	
DIV. I NON-CONF.	2- 5	252	0- 1	292	298	304	304	23	23	
<hr/>										
TOTALS	RPI 1-25	RPI 26-50	W-L RECORDS	RPI 51-100	RPI 101-150	RPI 150+				
2- 5	0- 0	0- 0	OVERALL	0- 0	0- 1	2- 4				
1- 1	0- 0	0- 0	HOME	0- 0	0- 1	1- 0				
1- 4	0- 0	0- 0	AWAY	0- 0	0- 0	1- 4				
0- 0	0- 0	0- 0	NEUTRAL	0- 0	0- 0	0- 0				
2- 5	0- 0	0- 0	NON-CONFERENCE	0- 0	0- 1	2- 4				
1- 1	0- 0	0- 0	HOME	0- 0	0- 1	1- 0				
1- 4	0- 0	0- 0	AWAY	0- 0	0- 0	1- 4				
0- 0	0- 0	0- 0	NEUTRAL	0- 0	0- 0	0- 0				
0- 0	0- 0	0- 0	CONFERENCE	0- 0	0- 0	0- 0				
0- 0	0- 0	0- 0	HOME	0- 0	0- 0	0- 0				
0- 0	0- 0	0- 0	AWAY	0- 0	0- 0	0- 0				
0- 0	0- 0	0- 0	NEUTRAL	0- 0	0- 0	0- 0				

RPI	S	Opponent	Score	RPI	S	Opponent	Score	RPI	S	Opponent	Score	RPI	S	Opponent	Score	Team's RPI: 304
												134	H	Houston	72	83
												168	A	Illinois	69	76
												189	A	Milwaukee	65	78
												290	A	Hofstra	65	63
												296	H	Army West Point	70	49
												319	A	Saint Joseph's	61	68
												323	A	Colgate	71	84
<hr/>																
LAST 12 Division I GAMES:																
												323	A	Colgate	71	84
												134	H	Houston	72	83
												168	A	Illinois	69	76
												189	A	Milwaukee	65	78
												296	H	Army West Point	70	49
												290	A	Hofstra	65	63
												319	A	Saint Joseph's	61	68

Non-Div I Games:

Columbia

Average RPI Win:	0	WON-LOST	WINNING	LAST 10	STRENGTH OF	OPP. STRENGTH	TEAM	ADJ.	CONF.	ADJ CONF.
Average RPI Loss:	189	RECORD	PCT. RANK	GAMES	SCHEDULE	OF SCHEDULE	RPI	RPI	RPI	RPI
DIV. I ONLY	0- 5	321	0- 1	23	351	272	272	32	32	
DIV. I NON-CONF.	0- 5	321	0- 1	23	351	272	272	32	32	
<hr/>										
TOTALS	RPI 1-25	RPI 26-50	W-L RECORDS	RPI 51-100	RPI 101-150	RPI 150+				
0- 5	0- 0	0- 0	OVERALL	0- 2	0- 0	0- 3				
0- 1	0- 0	0- 0	HOME	0- 0	0- 0	0- 1				
0- 4	0- 0	0- 0	AWAY	0- 2	0- 0	0- 2				
0- 0	0- 0	0- 0	NEUTRAL	0- 0	0- 0	0- 0				
0- 5	0- 0	0- 0	NON-CONFERENCE	0- 2	0- 0	0- 3				
0- 1	0- 0	0- 0	HOME	0- 0	0- 0	0- 1				
0- 4	0- 0	0- 0	AWAY	0- 2	0- 0	0- 2				
0- 0	0- 0	0- 0	NEUTRAL	0- 0	0- 0	0- 0				
0- 0	0- 0	0- 0	CONFERENCE	0- 0	0- 0	0- 0				
0- 0	0- 0	0- 0	HOME	0- 0	0- 0	0- 0				
0- 0	0- 0	0- 0	AWAY	0- 0	0- 0	0- 0				
0- 0	0- 0	0- 0	NEUTRAL	0- 0	0- 0	0- 0				

RPI 1-25				RPI 26-50				RPI 51-100				RPI 101+ Team's RPI: 272			
RPI	S	Opponent	Score	RPI	S	Opponent	Score	RPI	S	Opponent	Score	RPI	S	Opponent	Score
								55	A	Maryland	36 93	232	H	UMBC	52 57
								85	A	Mississippi St.	38 110	255	A	West Virginia	37 78
												318	A	Marshall	67 88
<hr/>															
LAST 12 Division I GAMES:															
								318	A	Marshall	67 88				
								85	A	Mississippi St.	38 110				
								232	H	UMBC	52 57				
								55	A	Maryland	36 93				
								255	A	West Virginia	37 78				

Non-Div I Games:

Coppin St.

Average RPI Win:	293	WON-LOST	WINNING	LAST 10	STRENGTH OF	OPP. STRENGTH	TEAM	ADJ.	CONF.	ADJ CONF.
Average RPI Loss:	128	RECORD	PCT. RANK	GAMES	SCHEDULE	OF SCHEDULE	RPI	RPI	RPI	RPI
DIV. I ONLY	2- 5	252	0- 1	187	174	251	251	23	23	
DIV. I NON-CONF.	2- 5	252	0- 1	187	174	251	251	23	23	
<hr/>										
TOTALS	RPI 1-25	RPI 26-50	W-L RECORDS	RPI 51-100	RPI 101-150	RPI 150+				
2- 5	0- 1	0- 0	OVERALL	0- 0	0- 2	2- 2				
2- 0	0- 0	0- 0	HOME	0- 0	0- 0	2- 0				
0- 5	0- 1	0- 0	AWAY	0- 0	0- 2	0- 2				
0- 0	0- 0	0- 0	NEUTRAL	0- 0	0- 0	0- 0				
2- 5	0- 1	0- 0	NON-CONFERENCE	0- 0	0- 2	2- 2				
2- 0	0- 0	0- 0	HOME	0- 0	0- 0	2- 0				
0- 5	0- 1	0- 0	AWAY	0- 0	0- 2	0- 2				
0- 0	0- 0	0- 0	NEUTRAL	0- 0	0- 0	0- 0				
0- 0	0- 0	0- 0	CONFERENCE	0- 0	0- 0	0- 0				
0- 0	0- 0	0- 0	HOME	0- 0	0- 0	0- 0				
0- 0	0- 0	0- 0	AWAY	0- 0	0- 0	0- 0				
0- 0	0- 0	0- 0	NEUTRAL	0- 0	0- 0	0- 0				

RPI 1-25				RPI 26-50				RPI 51-100				RPI 101+				Team's RPI: 251	
RPI	S	Opponent	Score	RPI	S	Opponent	Score	RPI	S	Opponent	Score	RPI	S	Opponent	Score		
13	A	Minnesota	45 65									109	A	Stony Brook	61 63		
												142	A	Lehigh	54 67		
												165	A	Colorado St.	53 56		
												212	A	Binghamton	61 72		
												248	H	UMass Lowell	63 54		
												338	H	Albany (NY)	48 34		
LAST 12 Division I GAMES:																	
				142	A	Lehigh	54 67	109	A	Stony Brook	61 63						
				165	A	Colorado St.	53 56										
				13	A	Minnesota	45 65										
				248	H	UMass Lowell	63 54										
				338	H	Albany (NY)	48 34										
				212	A	Binghamton	61 72										

Non-Div I Games:

Cornell

Average RPI	Win: 332	WON-LOST	WINNING	LAST 10	STRENGTH OF	OPP. STRENGTH	TEAM	ADJ.	CONF.	ADJ CONF.
Average RPI	Loss: 37	RECORD	PCT. RANK	GAMES	SCHEDULE	OF SCHEDULE	RPI	RPI	RPI	RPI
DIV. I ONLY	1- 4	277	0- 1	87	79	188	188	7	7	
DIV. I NON-CONF.	1- 4	277	0- 1	87	79	188	188	7	7	

TOTALS	RPI 1-25	RPI 26-50	W-L RECORDS	RPI 51-100	RPI 101-150	RPI 150+				
1- 4	0- 3	0- 0	OVERALL	0- 0	0- 1	1- 0				
0- 2	0- 2	0- 0	HOME	0- 0	0- 0	0- 0				
1- 2	0- 1	0- 0	AWAY	0- 0	0- 1	1- 0				
0- 0	0- 0	0- 0	NEUTRAL	0- 0	0- 0	0- 0				
1- 4	0- 3	0- 0	NON-CONFERENCE	0- 0	0- 1	1- 0				
0- 2	0- 2	0- 0	HOME	0- 0	0- 0	0- 0				
1- 2	0- 1	0- 0	AWAY	0- 0	0- 1	1- 0				
0- 0	0- 0	0- 0	NEUTRAL	0- 0	0- 0	0- 0				
0- 0	0- 0	0- 0	CONFERENCE	0- 0	0- 0	0- 0				
0- 0	0- 0	0- 0	HOME	0- 0	0- 0	0- 0				
0- 0	0- 0	0- 0	AWAY	0- 0	0- 0	0- 0				
0- 0	0- 0	0- 0	NEUTRAL	0- 0	0- 0	0- 0				

RPI 1-25				RPI 26-50				RPI 51-100				RPI 101+				Team's RPI: 188
RPI	S	Opponent	Score	RPI	S	Opponent	Score	RPI	S	Opponent	Score	RPI	S	Opponent	Score	
10	H	Drake	69 85									103	A	UNI	55 65	
11	H	South Dakota	65 77									332	A	North Dakota St.	86 51	
24	A	South Dakota St.	48 74													
LAST 12 Division I GAMES:																
								10	H	Drake	69 85					
								103	A	UNI	55 65					
								24	A	South Dakota St.	48 74					
								332	A	North Dakota St.	86 51					
								11	H	South Dakota	65 77					

Non-Div I Games:

Creighton

D
a
r
t
m
o
u
t
h

D
a
r
t
m
o
u
t
h

Dartmouth

Average RPI Win: 273

Average RPI Loss: 196

WON-LOST
RECORDWINNING
PCT. RANKLAST 10
GAMESSTRENGTH OF
SCHEDULEOPP. STRENGTH
OF SCHEDULETEAM
RPIADJ.
RPICONF.
RPIADJ CONF.
RPIDIV. I ONLY
DIV. I NON-CONF.3- 3
3- 3160
1601- 0
1- 0290
290278
278264
264264
26414
1414
14

TOTALS

RPI 1-25

RPI 26-50

W-L RECORDS

RPI 51-100

RPI 101-150

RPI 150+

3- 3

0- 0

0- 0

OVERALL

0- 0

0- 1

3- 2

2- 1

0- 0

0- 0

HOME

0- 0

0- 0

2- 1

1- 2

0- 0

0- 0

AWAY

0- 0

0- 1

1- 1

0- 0

0- 0

0- 0

NEUTRAL

0- 0

0- 0

0- 0

3- 3

0- 0

0- 0

NON-CONFERENCE

0- 0

0- 1

3- 2

2- 1

0- 0

0- 0

HOME

0- 0

0- 0

2- 1

1- 2

0- 0

0- 0

AWAY

0- 0

0- 1

1- 1

0- 0

0- 0

0- 0

NEUTRAL

0- 0

0- 0

0- 0

0- 0

0- 0

0- 0

CONFERENCE

0- 0

0- 0

0- 0

0- 0

0- 0

0- 0

HOME

0- 0

0- 0

0- 0

0- 0

0- 0

0- 0

AWAY

0- 0

0- 0

0- 0

0- 0

0- 0

0- 0

NEUTRAL

0- 0

0- 0

0- 0

RPI 1-25

RPI 26-50

RPI 51-100

RPI 101+

Team's RPI: 264

RPI S Opponent Score

RPI S Opponent Score

RPI S Opponent Score

RPI S Opponent Score

146	A	UNC Asheville	56	69
196	H	William & Mary	76	65
209	H	Appalachian St.	78	81
234	A	Gardner-Webb	49	54
277	H	High Point	71	62
345	A	Charleston So.	72	34

LAST 12 Division I GAMES:

277	H	High Point	71	62	196	H	William & Mary	76	65
					146	A	UNC Asheville	56	69
					209	H	Appalachian St.	78	81
					234	A	Gardner-Webb	49	54
					345	A	Charleston So.	72	34

Non-Div I Games:

Queens (NC)

80 47

Davidson

■ Loss,
 ■ Non-Conf, S Site,
 ■ Home
 ■ Away
 N Neutral

Average RPI Win: 208
Average RPI Loss: 69

WON-LOST
RECORD

WINNING
PCT. RANK

LAST 10
GAMES

STRENGTH OF
SCHEDULE

OPP. STRENGTH
OF SCHEDULE

TEAM
RPI

ADJ.
RPI

CONF.
RPI

ADJ CONF.
RPI

DIV. I ONLY	2- 4	226	0- 1	28	232	149	149	14	14
DIV. I NON-CONF.	2- 4	226	0- 1	28	232	149	149	14	14

TOTALS	RPI 1-25	RPI 26-50	W-L RECORDS	RPI 51-100	RPI 101-150	RPI 150+			
2- 4	0- 0	0- 1	OVERALL	1- 2	0- 1	1- 0			
2- 1	0- 0	0- 1	HOME	1- 0	0- 0	1- 0			
0- 3	0- 0	0- 0	AWAY	0- 2	0- 1	0- 0			
0- 0	0- 0	0- 0	NEUTRAL	0- 0	0- 0	0- 0			
2- 4	0- 0	0- 1	NON-CONFERENCE	1- 2	0- 1	1- 0			
2- 1	0- 0	0- 1	HOME	1- 0	0- 0	1- 0			
0- 3	0- 0	0- 0	AWAY	0- 2	0- 1	0- 0			
0- 0	0- 0	0- 0	NEUTRAL	0- 0	0- 0	0- 0			
0- 0	0- 0	0- 0	CONFERENCE	0- 0	0- 0	0- 0			
0- 0	0- 0	0- 0	HOME	0- 0	0- 0	0- 0			
0- 0	0- 0	0- 0	AWAY	0- 0	0- 0	0- 0			
0- 0	0- 0	0- 0	NEUTRAL	0- 0	0- 0	0- 0			

RPI 1-25				RPI 26-50				RPI 51-100				RPI 101+				Team's RPI: 149	
RPI	S	Opponent	Score	RPI	S	Opponent	Score	RPI	S	Opponent	Score	RPI	S	Opponent	Score		
				36	H	Northeastern	79 84	55	A	Maryl and	71 82	118	A	South Carol ina	55 65		
								65	A	Green Bay	35 51	323	H	Col gate	67 58		
								93	H	Tol edo	70 49						
LAST 12 Division I GAMES:																	
				65	A	Green Bay	35 51	118	A	South Carol ina	55 65						
				93	H	Tol edo	70 49										
				36	H	Northeastern	79 84										
				55	A	Maryl and	71 82										
				323	H	Col gate	67 58										

Non-Div I Games:

Dayton

Average RPI		W-L	WON-LOST	WINNING	LAST 10	STRENGTH OF	OPP. STRENGTH	TEAM	ADJ.	CONF.	ADJ. CONF.
Loss:			RECORD	PCT. RANK	GAMES	SCHEDULE	OF SCHEDULE	RPI	RPI	RPI	RPI
DIV. I ONLY	213	4- 3	137	0- 1	77	42	89	89	7	7	
DIV. I NON-CONF.	4	4- 3	137	0- 1	77	42	89	89	7	7	
TOTALS		RPI 1-25	RPI 26-50	W-L RECORDS		RPI 51-100	RPI 101-150	RPI 150+			
4- 3	0- 3	0- 0	OVERALL		1- 0	0- 0	3- 0				
2- 1	0- 1	0- 0	HOME		1- 0	0- 0	1- 0				
0- 1	0- 1	0- 0	AWAY		0- 0	0- 0	0- 0				
2- 1	0- 1	0- 0	NEUTRAL		0- 0	0- 0	2- 0				
4- 3	0- 3	0- 0	NON-CONFERENCE		1- 0	0- 0	3- 0				
2- 1	0- 1	0- 0	HOME		1- 0	0- 0	1- 0				
0- 1	0- 1	0- 0	AWAY		0- 0	0- 0	0- 0				
2- 1	0- 1	0- 0	NEUTRAL		0- 0	0- 0	2- 0				
0- 0	0- 0	0- 0	CONFERENCE		0- 0	0- 0	0- 0				
0- 0	0- 0	0- 0	HOME		0- 0	0- 0	0- 0				
0- 0	0- 0	0- 0	AWAY		0- 0	0- 0	0- 0				
0- 0	0- 0	0- 0	NEUTRAL		0- 0	0- 0	0- 0				

RPI 1-25					
RPI	S	Opponent	Score		
1	H	Notre Dame	77	101	
3	A	UConn	63	99	
8	N	Syracuse	81	83	

RPI 26-50					
RPI	S	Opponent	Score		

RPI 51-100					
RPI	S	Opponent	Score		
65	H	Green Bay	73	64	

Team's RPI : 89					
RPI	S	Opponent	Score		
202	N	Kansas St.	79	59	
235	N	Princeton	82	67	
351	H	Savannah St.	124	61	

LAST 12 Division I GAMES:					
3	A	UConn	63	99	
351	H	Savannah St.	124	61	
8	N	Syracuse	81	83	
202	N	Kansas St.	79	59	
235	N	Princeton	82	67	
1	H	Notre Dame	77	101	
65	H	Green Bay	73	64	

Non-Div I Games:

DePaul

Delaware

Delaware				Through Games Of Dec. 1, 2018									
Average RPI	Win:	252	WON-LOST	WINNING	LAST 10	STRENGTH OF	OPP. STRENGTH	TEAM	ADJ.	CONF.	ADJ CONF.		
Average RPI	Loss:	83	RECORD	PCT. RANK	GAMES	SCHEDULE	OF SCHEDULE	RPI	RPI	RPI	RPI		
DIV. I ONLY		3- 3		160	1- 0	135	253	156	156	13	13		
DIV. I NON-CONF.		3- 3		160	1- 0	135	253	156	156	13	13		

TOTALS		RPI 1-25		RPI 26-50		W-L RECORDS		RPI 51-100		RPI 101-150		RPI 150+	
3- 3		0- 0		0- 1		OVERALL		0- 1		0- 1		3- 0	
0- 0		0- 0		0- 0		HOME		0- 0		0- 0		0- 0	
1- 1		0- 0		0- 0		AWAY		0- 0		0- 1		1- 0	
2- 2		0- 0		0- 1		NEUTRAL		0- 1		0- 0		2- 0	
3- 3		0- 0		0- 1		NON-CONFERENCE		0- 1		0- 1		3- 0	
0- 0		0- 0		0- 0		HOME		0- 0		0- 0		0- 0	
1- 1		0- 0		0- 0		AWAY		0- 0		0- 1		1- 0	
2- 2		0- 0		0- 1		NEUTRAL		0- 1		0- 0		2- 0	
0- 0		0- 0		0- 0		CONFERENCE		0- 0		0- 0		0- 0	
0- 0		0- 0		0- 0		HOME		0- 0		0- 0		0- 0	
0- 0		0- 0		0- 0		AWAY		0- 0		0- 0		0- 0	
0- 0		0- 0		0- 0		NEUTRAL		0- 0		0- 0		0- 0	

Delaware

RPI 1-25				RPI 26-50				RPI 51-100				RPI 101+ Team's RPI: 156			
RPI	S	Opponent	Score	RPI	S	Opponent	Score	RPI	S	Opponent	Score	RPI	S	Opponent	Score
				45	N	Bradley	47 59	100	N	Montana St.	60 69	103	A	UNI	67 79
												192	N	Nicholls St.	71 56
												265	N	Lafayette	65 47
												299	A	Delaware St.	85 77
LAST 12 Division I GAMES:															
				265	N	Lafayette	65 47								
				192	N	Nicholls St.	71 56								
				45	N	Bradley	47 59								
				299	A	Delaware St.	85 77								
				100	N	Montana St.	60 69								
				103	A	UNI	67 79								

Non-Div I Games:

Delaware

Average RPI	Win:	0	WON-LOST	WINNING	LAST 10	STRENGTH OF	OPP. STRENGTH	TEAM	ADJ.	CONF.	ADJ CONF.
Average RPI	Loss:	138	RECORD	PCT. RANK	GAMES	SCHEDULE	OF SCHEDULE	RPI	RPI	RPI	RPI
DIV. I ONLY		0- 4		321	0- 1	114	230	299	299	32	32
DIV. I NON-CONF.		0- 4		321	0- 1	114	230	299	299	32	32
<hr/>											
TOTALS	RPI 1-25		RPI 26-50		W-L RECORDS	RPI 51-100		RPI 101-150		RPI 150+	
0- 4	0- 0		0- 0		OVERALL	0- 1		0- 1		0- 2	
0- 2	0- 0		0- 0		HOME	0- 0		0- 1		0- 1	
0- 2	0- 0		0- 0		AWAY	0- 1		0- 0		0- 1	
0- 0	0- 0		0- 0		NEUTRAL	0- 0		0- 0		0- 0	
0- 4	0- 0		0- 0		NON-CONFERENCE	0- 1		0- 1		0- 2	
0- 2	0- 0		0- 0		HOME	0- 0		0- 1		0- 1	
0- 2	0- 0		0- 0		AWAY	0- 1		0- 0		0- 1	
0- 0	0- 0		0- 0		NEUTRAL	0- 0		0- 0		0- 0	
0- 0	0- 0		0- 0		CONFERENCE	0- 0		0- 0		0- 0	
0- 0	0- 0		0- 0		HOME	0- 0		0- 0		0- 0	
0- 0	0- 0		0- 0		AWAY	0- 0		0- 0		0- 0	
0- 0	0- 0		0- 0		NEUTRAL	0- 0		0- 0		0- 0	

RPI 1-25				RPI 26-50				RPI 51-100				RPI 101+ Team's RPI : 299					
RPI	S	Opponent	Score	RPI	S	Opponent	Score	RPI	S	Opponent	Score	RPI	S	Opponent	Score		
								56	A	St. John's (NY)	44	82	115	H	James Madison	57	103
													156	H	Delaware	77	85
													223	A	Temple	61	75
LAST 12 Division I GAMES:																	
								56	A	St. John's (NY)	44	82					
								156	H	Delaware	77	85					
								115	H	James Madison	57	103					
								223	A	Temple	61	75					

Non-Div I Games: Post 65 53

Del aware St.

D
e
n
v
e
r

Denver				Through Games Of Dec. 1, 2018							
Average RPI	Win:	127	WON-LOST	WINNING	LAST 10	STRENGTH OF	OPP. STRENGTH	TEAM	ADJ.	CONF.	ADJ CONF.
Average RPI	Loss:	33	RECORD	PCT. RANK	GAMES	SCHEDULE	OF SCHEDULE	RPI	RPI	RPI	RPI
DIV. I ONLY			6- 1	33	1- 0	184	9	35	35	12	12
DIV. I NON-CONF.			6- 1	33	1- 0	184	9	35	35	12	12

TOTALS		RPI 1-25	RPI 26-50		W-L RECORDS		RPI 51-100	RPI 101-150		RPI 150+	
6- 1		1- 0	0- 1		OVERALL		2- 0	1- 0		2- 0	
6- 0		1- 0	0- 0		HOME		2- 0	1- 0		2- 0	
0- 1		0- 0	0- 1		AWAY		0- 0	0- 0		0- 0	
0- 0		0- 0	0- 0		NEUTRAL		0- 0	0- 0		0- 0	
6- 1		1- 0	0- 1		NON-CONFERENCE		2- 0	1- 0		2- 0	
6- 0		1- 0	0- 0		HOME		2- 0	1- 0		2- 0	
0- 1		0- 0	0- 1		AWAY		0- 0	0- 0		0- 0	
0- 0		0- 0	0- 0		NEUTRAL		0- 0	0- 0		0- 0	
0- 0		0- 0	0- 0		CONFERENCE		0- 0	0- 0		0- 0	
0- 0		0- 0	0- 0		HOME		0- 0	0- 0		0- 0	
0- 0		0- 0	0- 0		AWAY		0- 0	0- 0		0- 0	
0- 0		0- 0	0- 0		NEUTRAL		0- 0	0- 0		0- 0	

RPI 1-25				RPI 26-50				RPI 51-100				RPI 101+			
RPI	S	Opponent	Score	RPI	S	Opponent	Score	RPI	S	Opponent	Score	RPI	S	Opponent	Score
18	H	Lamar University	117 110	33	A	Northern Colo.	66 74	59	H	American	83 54	121	H	Air Force	92 66
								79	H	Loyola Marymount	104 75	239	H	St. Bonaventure	76 62
												246	H	UMKC	92 75
LAST 12 Division I GAMES:															
18	H	Lamar University	117 110	59	H	American	83 54	79	H	Loyola Marymount	104 75	239	H	St. Bonaventure	76 62
33	A	Northern Colo.	66 74	121	H	Air Force	92 66								
246	H	UMKC	92 75												

Non-Div I Games:

Denver

D
e
n
v
e
r

Average RPI Win:	346	WON-LOST	WINNING	LAST 10	STRENGTH OF	OPP. STRENGTH	TEAM	ADJ.	CONF.	ADJ CONF.
Average RPI Loss:	154	RECORD	PCT. RANK	GAMES	SCHEDULE	OF SCHEDULE	RPI	RPI	RPI	RPI
DIV. I ONLY	1- 5	287	0- 1	171	293	285	285	15	15	
DIV. I NON-CONF.	1- 5	287	0- 1	171	293	285	285	15	15	

TOTALS	RPI 1-25	RPI 26-50	W-L RECORDS	RPI 51-100	RPI 101-150	RPI 150+				
1- 5	0- 1	0- 0	OVERALL	0- 1	0- 1	1- 2				
0- 2	0- 0	0- 0	HOME	0- 0	0- 1	0- 1				
1- 3	0- 1	0- 0	AWAY	0- 1	0- 0	1- 1				
0- 0	0- 0	0- 0	NEUTRAL	0- 0	0- 0	0- 0				
1- 5	0- 1	0- 0	NON-CONFERENCE	0- 1	0- 1	1- 2				
0- 2	0- 0	0- 0	HOME	0- 0	0- 1	0- 1				
1- 3	0- 1	0- 0	AWAY	0- 1	0- 0	1- 1				
0- 0	0- 0	0- 0	NEUTRAL	0- 0	0- 0	0- 0				
0- 0	0- 0	0- 0	CONFERENCE	0- 0	0- 0	0- 0				
0- 0	0- 0	0- 0	HOME	0- 0	0- 0	0- 0				
0- 0	0- 0	0- 0	AWAY	0- 0	0- 0	0- 0				
0- 0	0- 0	0- 0	NEUTRAL	0- 0	0- 0	0- 0				

RPI 1-25				RPI 26-50				RPI 51-100				RPI 101+ Team's RPI: 285			
RPI	S	Opponent	Score	RPI	S	Opponent	Score	RPI	S	Opponent	Score	RPI	S	Opponent	Score
20	A	Michigan	62 95					88	A	Ohio St.	41 55	139	H	Miami (OH)	59 78
												243	A	Loyola Chi cago	43 52
												281	H	Omaha	42 51
												346	A	Manhattan	58 56

LAST 12 Division I GAMES:															
				281	H	Omaha	42 51	346	A	Manhattan	58 56				
								20	A	Michigan	62 95				
								139	H	Miami (OH)	59 78				
								243	A	Loyola Chi cago	43 52				
								88	A	Ohio St.	41 55				

Non-Div I Games: Mich. -Dearborn 68 60

Detroit Mercy

Average RPI Win: 132

Average RPI Loss: 1

WON-LOST
RECORDWINNING
PCT. RANKLAST 10
GAMESSTRENGTH OF
SCHEDULEOPP. STRENGTH
OF SCHEDULETEAM
RPIADJ.
RPICONF.
RPIADJ CONF.
RPIDIV. I ONLY
DIV. I NON-CONF.7- 1
7- 130
301- 0
1- 090
9013
1310
1010
1016
1616
16

TOTALS

RPI 1-25

RPI 26-50

W-L RECORDS

RPI 51-100

RPI 101-150

RPI 150+

7- 1 1- 1
2- 0 1- 0
3- 0 0- 0
2- 1 0- 10- 0
0- 0
0- 0
0- 0OVERALL
HOME
AWAY
NEUTRAL0- 0
0- 0
0- 0
0- 04- 0
1- 0
1- 0
2- 02- 0
0- 0
2- 0
0- 07- 1 1- 1
2- 0 1- 0
3- 0 0- 0
2- 1 0- 10- 0
0- 0
0- 0
0- 0NON-CONFERENCE
HOME
AWAY
NEUTRAL0- 0
0- 0
0- 0
0- 04- 0
1- 0
1- 0
2- 02- 0
0- 0
2- 0
0- 00- 0 0- 0
0- 0 0- 0
0- 0 0- 0
0- 0 0- 00- 0
0- 0
0- 0
0- 0CONFERENCE
HOME
AWAY
NEUTRAL0- 0
0- 0
0- 0
0- 00- 0
0- 0
0- 0
0- 00- 0
0- 0
0- 0
0- 0

RPI 1-25

Team's RPI: 10

RPI	S	Opponent	Score
1	N	Notre Dame	64 82
11	H	South Dakota	76 64

RPI 26-50

RPI	S	Opponent	Score
-----	---	----------	-------

RPI 51-100

RPI	S	Opponent	Score
-----	---	----------	-------

RPI 101+

RPI	S	Opponent	Score
118	N	South Carolina	90 85
130	A	Nebraska	83 77
131	N	Rutgers	69 59
132	H	CSUN	73 63
188	A	Creighton	85 69
214	A	Western Ill.	98 71

LAST 12 Division I GAMES:

1	N	Notre Dame	64	82	118	N	South Carolina	90	85
188	A	Creighton	85	69	130	A	Nebraska	83	77
131	N	Rutgers	69	59					
132	H	CSUN	73	63					
11	H	South Dakota	76	64					
214	A	Western Ill.	98	71					

Drake

Drake

Non-Div I Games:

Drake

Loss,
 Non-Conf, S Site,
 H Home
A Away
 N Neutral

Average RPI Win: 242

Average RPI Loss: 21

WON-LOST
RECORDWINNING
PCT. RANKLAST 10
GAMESSTRENGTH OF
SCHEDULEOPP. STRENGTH
OF SCHEDULETEAM
RPIADJ.
RPICONF.
RPIADJ CONF.
RPIDIV. I ONLY
DIV. I NON-CONF.5- 1
5- 145
451- 0
1- 0232
232123
123117
117117
11713
1313
13

TOTALS

RPI 1-25

RPI 26-50

W-L RECORDS

RPI 51-100

RPI 101-150

RPI 150+

5- 1

1- 1

0- 0

OVERALL

0- 0

0- 0

4- 0

2- 1

1- 1

0- 0

HOME

0- 0

0- 0

1- 0

2- 0

0- 0

0- 0

AWAY

0- 0

0- 0

2- 0

1- 0

0- 0

0- 0

NEUTRAL

0- 0

0- 0

1- 0

5- 1

1- 1

0- 0

NON-CONFERENCE

0- 0

0- 0

4- 0

2- 1

1- 1

0- 0

HOME

0- 0

0- 0

1- 0

2- 0

0- 0

0- 0

AWAY

0- 0

0- 0

2- 0

1- 0

0- 0

0- 0

NEUTRAL

0- 0

0- 0

1- 0

0- 0

0- 0

0- 0

CONFERENCE

0- 0

0- 0

0- 0

0- 0

0- 0

0- 0

HOME

0- 0

0- 0

0- 0

0- 0

0- 0

0- 0

AWAY

0- 0

0- 0

0- 0

0- 0

0- 0

0- 0

NEUTRAL

0- 0

0- 0

0- 0

RPI 1-25

RPI 26-50

RPI 51-100

RPI 101+

Team's RPI: 117

RPI	S	Opponent	Score
21	H	Quinnipiac	52 56
22	H	Bucknell	64 42

RPI	S	Opponent	Score
-----	---	----------	-------

RPI	S	Opponent	Score
-----	---	----------	-------

RPI	S	Opponent	Score
257	N	Siena	51 39
298	A	Vermont	60 44
315	A	La Salle	58 43
319	H	Saint Joseph's	51 34

LAST 12 Division I GAMES:

21	H	Quinnipiac	52	56	298	A	Vermont	60	44
					315	A	La Salle	58	43
					257	N	Siena	51	39
					22	H	Bucknell	64	42
					319	H	Saint Joseph's	51	34

Non-Div I Games:

Drexel

Loss,
 Non-Conf, S Site, H Home
A Away
 N Neutral

Average RPI	Win: 205	WON-LOST	WINNING	LAST 10	STRENGTH OF	OPP. STRENGTH	TEAM	ADJ.	CONF.	ADJ CONF.
Average RPI	Loss: 94	RECORD	PCT. RANK	GAMES	SCHEDULE	OF SCHEDULE	RPI	RPI	RPI	RPI
DIV. I ONLY	4- 3	137	0- 1	74	199	76	76	1	1	
DIV. I NON-CONF.	4- 3	137	0- 1	74	199	76	76	1	1	

TOTALS	RPI 1-25	RPI 26-50	W-L RECORDS	RPI 51-100	RPI 101-150	RPI 150+				
4- 3	0- 0	0- 0	OVERALL	0- 2	2- 1	2- 0				
1- 0	0- 0	0- 0	HOME	0- 0	0- 0	1- 0				
2- 1	0- 0	0- 0	AWAY	0- 1	2- 0	0- 0				
1- 2	0- 0	0- 0	NEUTRAL	0- 1	0- 1	1- 0				
4- 3	0- 0	0- 0	NON-CONFERENCE	0- 2	2- 1	2- 0				
1- 0	0- 0	0- 0	HOME	0- 0	0- 0	1- 0				
2- 1	0- 0	0- 0	AWAY	0- 1	2- 0	0- 0				
1- 2	0- 0	0- 0	NEUTRAL	0- 1	0- 1	1- 0				
0- 0	0- 0	0- 0	CONFERENCE	0- 0	0- 0	0- 0				
0- 0	0- 0	0- 0	HOME	0- 0	0- 0	0- 0				
0- 0	0- 0	0- 0	AWAY	0- 0	0- 0	0- 0				
0- 0	0- 0	0- 0	NEUTRAL	0- 0	0- 0	0- 0				

RPI 1-25				RPI 26-50				RPI 51-100				Team's RPI: 76				RPI 101+				
RPI	S	Opponent	Score	RPI	S	Opponent	Score	RPI	S	Opponent	Score	RPI	S	Opponent	Score	RPI	S	Opponent	Score	
								84	N	Washi ngton	64	71				108	N	Missouri	54	62
								90	A	Northwestern	58	84				124	A	Maine	66	63
																133	A	Wi sconsi n	60	53
																274	H	El on	81	64
																288	N	Ball St.	79	62
LAST 12 Division I GAMES:																				
				108	N	Missouri	54	62					124	A	Maine	66	63			
				288	N	Ball St.	79	62					90	A	Northwestern	58	84			
				133	A	Wi sconsi n	60	53												
				84	N	Washi ngton	64	71												
				274	H	El on	81	64												

Non-Div I Games:

Duke

Average RPI Win:	225	WON-LOST	WINNING	LAST 10	STRENGTH OF	OPP. STRENGTH	TEAM	ADJ.	CONF.	ADJ CONF.
Average RPI Loss:	51	RECORD	PCT. RANK	GAMES	SCHEDULE	OF SCHEDULE	RPI	RPI	RPI	RPI
DIV. I ONLY	3- 3	160	1- 0	51	227	50	50	14	14	
DIV. I NON-CONF.	3- 3	160	1- 0	51	227	50	50	14	14	

TOTALS	RPI 1-25	RPI 26-50	W-L RECORDS	RPI 51-100	RPI 101-150	RPI 150+				
3- 3	0- 1	0- 1	OVERALL	0- 1	0- 0	3- 0				
1- 0	0- 0	0- 0	HOME	0- 0	0- 0	1- 0				
2- 3	0- 1	0- 1	AWAY	0- 1	0- 0	2- 0				
0- 0	0- 0	0- 0	NEUTRAL	0- 0	0- 0	0- 0				
3- 3	0- 1	0- 1	NON-CONFERENCE	0- 1	0- 0	3- 0				
1- 0	0- 0	0- 0	HOME	0- 0	0- 0	1- 0				
2- 3	0- 1	0- 1	AWAY	0- 1	0- 0	2- 0				
0- 0	0- 0	0- 0	NEUTRAL	0- 0	0- 0	0- 0				
0- 0	0- 0	0- 0	CONFERENCE	0- 0	0- 0	0- 0				
0- 0	0- 0	0- 0	HOME	0- 0	0- 0	0- 0				
0- 0	0- 0	0- 0	AWAY	0- 0	0- 0	0- 0				
0- 0	0- 0	0- 0	NEUTRAL	0- 0	0- 0	0- 0				

RPI 1-25				RPI 26-50				Team's RPI: 50				RPI 51-100				RPI 101+			
RPI	S	Opponent	Score	RPI	S	Opponent	Score	RPI	S	Opponent	Score	RPI	S	Opponent	Score	RPI	S	Opponent	Score
17	A	Texas	41 78	42	A	TCU	48 61	93	A	Toledo	52 65	176	A	Kent St.	77 72	226	H	Mt. St. Mary's	73 64
																273	A	Saint Francis (PA)	93 73
LAST 12 Division I GAMES:																			
17	A	Texas	41 78	176	A	Kent St.	77 72	273	A	Saint Francis (PA)	93 73	93	A	Toledo	52 65	226	H	Mt. St. Mary's	73 64
42	A	TCU	48 61																

Non-Div I Games:

Duquesne

**E
T
S
U**

ETSU

ETSU

Average RPI Win:	246	WON-LOST	WINNING	LAST 10	STRENGTH OF	OPP. STRENGTH	TEAM	ADJ.	CONF.	ADJ CONF.
Average RPI Loss:	111	RECORD	PCT. RANK	GAMES	SCHEDULE	OF SCHEDULE	RPI	RPI	RPI	RPI
DIV. I ONLY	5- 2	80	0- 1	263	109	161	161	8	8	
DIV. I NON-CONF.	5- 2	80	0- 1	263	109	161	161	8	8	
TOTALS	RPI 1-25	RPI 26-50	W-L RECORDS	RPI 51-100	RPI 101-150	RPI 150+				
5- 2	0- 1	0- 0	OVERALL	0- 0	0- 0	5- 1				
5- 0	0- 0	0- 0	HOME	0- 0	0- 0	5- 0				
0- 2	0- 1	0- 0	AWAY	0- 0	0- 0	0- 1				
0- 0	0- 0	0- 0	NEUTRAL	0- 0	0- 0	0- 0				
5- 2	0- 1	0- 0	NON-CONFERENCE	0- 0	0- 0	5- 1				
5- 0	0- 0	0- 0	HOME	0- 0	0- 0	5- 0				
0- 2	0- 1	0- 0	AWAY	0- 0	0- 0	0- 1				
0- 0	0- 0	0- 0	NEUTRAL	0- 0	0- 0	0- 0				
0- 0	0- 0	0- 0	CONFERENCE	0- 0	0- 0	0- 0				
0- 0	0- 0	0- 0	HOME	0- 0	0- 0	0- 0				
0- 0	0- 0	0- 0	AWAY	0- 0	0- 0	0- 0				
0- 0	0- 0	0- 0	NEUTRAL	0- 0	0- 0	0- 0				

RPI S Opponent Score	RPI S Opponent Score	RPI S Opponent Score	RPI S Opponent Score
25 A Charlotte 46 52			154 H Monmouth 73 67
			171 H Wake Forest 70 61
			196 A William & Mary 43 63
			262 H Kennesaw St. 68 56
			301 H Grand Canyon 59 47
			343 H UMES 84 69
LAST 12 Division I GAMES:			
25 A Charlotte 46 52	343 H UMES 84 69		
196 A William & Mary 43 63			
171 H Wake Forest 70 61			
262 H Kennesaw St. 68 56			
301 H Grand Canyon 59 47			
154 H Monmouth 73 67			

Non-Div I Games:

East Carolina

Average RPI Win: 328		WON-LOST	WINNING	LAST 10	STRENGTH OF		OPP. STRENGTH	TEAM	ADJ.	CONF.	ADJ CONF.
Loss: 70		RECORD	PCT. RANK	GAMES	SCHEDULE		OF SCHEDULE	RPI	RPI	RPI	RPI
DIV. I ONLY		1- 2	226	0- 1	15		346	127	127	20	20
DIV. I NON-CONF.		1- 2	226	0- 1	15		346	127	127	20	20
TOTALS		RPI 1-25		RPI 26-50	W-L RECORDS		RPI 51-100	RPI 101-150		RPI 150+	
1- 2	0- 0			0- 1	OVERALL		0- 1	0- 0		1- 0	
1- 0	0- 0			0- 0	HOME		0- 0	0- 0		1- 0	
0- 2	0- 0			0- 1	AWAY		0- 1	0- 0		0- 0	
0- 0	0- 0			0- 0	NEUTRAL		0- 0	0- 0		0- 0	
1- 2	0- 0			0- 1	NON-CONFERENCE		0- 1	0- 0		1- 0	
1- 0	0- 0			0- 0	HOME		0- 0	0- 0		1- 0	
0- 2	0- 0			0- 1	AWAY		0- 1	0- 0		0- 0	
0- 0	0- 0			0- 0	NEUTRAL		0- 0	0- 0		0- 0	
0- 0	0- 0			0- 0	CONFERENCE		0- 0	0- 0		0- 0	
0- 0	0- 0			0- 0	HOME		0- 0	0- 0		0- 0	
0- 0	0- 0			0- 0	AWAY		0- 0	0- 0		0- 0	
0- 0	0- 0			0- 0	NEUTRAL		0- 0	0- 0		0- 0	

RPI	S	Opponent	Score
45	A	Bradley	64 67
94	A	Butler	37 72
328	H	Purdue Fort Wayne	72 63

RPI	S	Opponent	Score
45	A	Bradley	64 67
328	H	Purdue Fort Wayne	72 63
94	A	Butler	37 72

RPI	S	Opponent	Score
45	A	Bradley	64 67
328	H	Purdue Fort Wayne	72 63
94	A	Butler	37 72

Eastern III.

Average RPI Win:	0	WON-LOST	WINNING	LAST 10	STRENGTH OF	OPP. STRENGTH	TEAM	ADJ.	CONF.	ADJ CONF.
Average RPI Loss:	176	RECORD	PCT. RANK	GAMES	SCHEDULE	OF SCHEDULE	RPI	RPI	RPI	RPI
DIV. I ONLY	0- 7	321	0- 1	22	350	261	261	20	20	
DIV. I NON-CONF.	0- 7	321	0- 1	22	350	261	261	20	20	

TOTALS	RPI 1-25	RPI 26-50	W-L RECORDS	RPI 51-100	RPI 101-150	RPI 150+				
0- 7	0- 0	0- 0	OVERALL	0- 2	0- 1	0- 4				
0- 1	0- 0	0- 0	HOME	0- 0	0- 0	0- 1				
0- 4	0- 0	0- 0	AWAY	0- 1	0- 1	0- 2				
0- 2	0- 0	0- 0	NEUTRAL	0- 1	0- 0	0- 1				
0- 7	0- 0	0- 0	NON-CONFERENCE	0- 2	0- 1	0- 4				
0- 1	0- 0	0- 0	HOME	0- 0	0- 0	0- 1				
0- 4	0- 0	0- 0	AWAY	0- 1	0- 1	0- 2				
0- 2	0- 0	0- 0	NEUTRAL	0- 1	0- 0	0- 1				
0- 0	0- 0	0- 0	CONFERENCE	0- 0	0- 0	0- 0				
0- 0	0- 0	0- 0	HOME	0- 0	0- 0	0- 0				
0- 0	0- 0	0- 0	AWAY	0- 0	0- 0	0- 0				
0- 0	0- 0	0- 0	NEUTRAL	0- 0	0- 0	0- 0				

RPI 1-25				RPI 26-50				RPI 51-100				RPI 101+				Team's RPI: 261	
RPI	S	Opponent	Score	RPI	S	Opponent	Score	RPI	S	Opponent	Score	RPI	S	Opponent	Score		
								52	A	Ohio	60	100	139	A	Miami (OH)	44	60
								54	N	Florida St.	45	62	179	H	Saint Louis	43	70
													231	A	Akron	54	63
													255	N	West Virginia	39	81
													322	A	Western Mich.	53	64

LAST 12 Division I GAMES:																	
				322	A	Western Mich.	53	64	255	N	West Virginia	39	81				
				54	N	Florida St.	45	62	231	A	Akron	54	63				
				52	A	Ohio	60	100									
				139	A	Miami (OH)	44	60									
				179	H	Saint Louis	43	70									

Non-Div I Games:

Eastern Ky.

Average RPI	Win:	258	WON-LOST	WINNING	LAST 10	STRENGTH OF	OPP. STRENGTH	TEAM	ADJ.	CONF.	ADJ CONF.
Average RPI	Loss:	88	RECORD	PCT. RANK	GAMES	SCHEDULE	OF SCHEDULE	RPI	RPI	RPI	RPI
DIV. I ONLY		3- 2		123	0- 1	229	74	182	182	11	11
DIV. I NON-CONF.		3- 2		123	0- 1	229	74	182	182	11	11

TOTALS	RPI 1-25		RPI 26-50		W-L RECORDS	RPI 51-100		RPI 101-150		RPI 150+	
3- 2	0- 1		0- 0		OVERALL	0- 0		0- 0		3- 1	
3- 0	0- 0		0- 0		HOME	0- 0		0- 0		3- 0	
0- 1	0- 0		0- 0		AWAY	0- 0		0- 0		0- 1	
0- 1	0- 1		0- 0		NEUTRAL	0- 0		0- 0		0- 0	
3- 2	0- 1		0- 0		NON-CONFERENCE	0- 0		0- 0		3- 1	
3- 0	0- 0		0- 0		HOME	0- 0		0- 0		3- 0	
0- 1	0- 0		0- 0		AWAY	0- 0		0- 0		0- 1	
0- 1	0- 1		0- 0		NEUTRAL	0- 0		0- 0		0- 0	
0- 0	0- 0		0- 0		CONFERENCE	0- 0		0- 0		0- 0	
0- 0	0- 0		0- 0		HOME	0- 0		0- 0		0- 0	
0- 0	0- 0		0- 0		AWAY	0- 0		0- 0		0- 0	
0- 0	0- 0		0- 0		NEUTRAL	0- 0		0- 0		0- 0	

RPI 1-25				RPI 26-50				RPI 51-100				RPI 101+ Team's RPI: 182			
RPI	S	Opponent	Score	RPI	S	Opponent	Score	RPI	S	Opponent	Score	RPI	S	Opponent	Score
7	N	Iowa St.	59 85									168	A	Illinois	66 72
												238	H	UIC	52 38
												252	H	Cleveland St.	69 63
												284	H	Illinois St.	50 41

LAST 12 Division I GAMES:															
				168	A	Illinois	66 72	238	H	UIC	52 38				
								7	N	Iowa St.	59 85				
								284	H	Illinois St.	50 41				
								252	H	Cleveland St.	69 63				

Non-Div I Games:

Eastern Mich.

Average RPI Win: 0		WON-LOST RECORD		WINNING PCT. RANK		LAST 10 GAMES		STRENGTH OF SCHEDULE		OPP. STRENGTH OF SCHEDULE		TEAM RPI		ADJ. RPI		CONF. RPI		ADJ CONF. RPI	
Average RPI Loss: 142																			
DIV. I ONLY		0- 4		321		0- 1		45		322		278		278		10		10	
DIV. I NON-CONF.		0- 4		321		0- 1		45		322		278		278		10		10	
TOTALS		RPI 1-25		RPI 26-50		W-L RECORDS		RPI 51-100		RPI 101-150		RPI 150+							
0- 4		0- 0		0- 1		OVERALL		0- 0		0- 2		0- 1							
0- 2		0- 0		0- 1		HOME		0- 0		0- 1		0- 0							
0- 2		0- 0		0- 0		AWAY		0- 0		0- 1		0- 1							
0- 0		0- 0		0- 0		NEUTRAL		0- 0		0- 0		0- 0							
0- 4		0- 0		0- 1		NON-CONFERENCE		0- 0		0- 2		0- 1							
0- 2		0- 0		0- 1		HOME		0- 0		0- 1		0- 0							
0- 2		0- 0		0- 0		AWAY		0- 0		0- 1		0- 1							
0- 0		0- 0		0- 0		NEUTRAL		0- 0		0- 0		0- 0							
0- 0		0- 0		0- 0		CONFERENCE		0- 0		0- 0		0- 0							
0- 0		0- 0		0- 0		HOME		0- 0		0- 0		0- 0							
0- 0		0- 0		0- 0		AWAY		0- 0		0- 0		0- 0							
0- 0		0- 0		0- 0		NEUTRAL		0- 0		0- 0		0- 0							

RPI 1-25				RPI 26-50				RPI 51-100				RPI 101+ Team's RPI: 278			
RPI	S	Opponent	Score	RPI	S	Opponent	Score	RPI	S	Opponent	Score	RPI	S	Opponent	Score
				41	H	Gonzaga	51 63					110	A	BYU	65 80
												126	H	Utah	51 95
												292	A	Cal Poly	55 59

LAST 12 Division I GAMES:															
				110	A	BYU	65 80	292	A	Cal Poly	55 59				
				41	H	Gonzaga	51 63	126	H	Utah	51 95				

Non-Div I Games: Eastern Ore. 66 45

Eastern Wash.

Average RPI Win:	344	WON-LOST	WINNING	LAST 10	STRENGTH OF	OPP. STRENGTH	TEAM	ADJ.	CONF.	ADJ CONF.
Average RPI Loss:	112	RECORD	PCT. RANK	GAMES	SCHEDULE	OF SCHEDULE	RPI	RPI	RPI	RPI
DIV. I ONLY	1- 4	277	0- 1	198	210	274	274	13	13	
DIV. I NON-CONF.	1- 4	277	0- 1	198	210	274	274	13	13	

TOTALS	RPI 1-25	RPI 26-50	W-L RECORDS	RPI 51-100	RPI 101-150	RPI 150+				
1- 4	0- 1	0- 0	OVERALL	0- 1	0- 1	1- 1				
0- 2	0- 1	0- 0	HOME	0- 0	0- 1	0- 0				
1- 2	0- 0	0- 0	AWAY	0- 1	0- 0	1- 1				
0- 0	0- 0	0- 0	NEUTRAL	0- 0	0- 0	0- 0				
1- 4	0- 1	0- 0	NON-CONFERENCE	0- 1	0- 1	1- 1				
0- 2	0- 1	0- 0	HOME	0- 0	0- 1	0- 0				
1- 2	0- 0	0- 0	AWAY	0- 1	0- 0	1- 1				
0- 0	0- 0	0- 0	NEUTRAL	0- 0	0- 0	0- 0				
0- 0	0- 0	0- 0	CONFERENCE	0- 0	0- 0	0- 0				
0- 0	0- 0	0- 0	HOME	0- 0	0- 0	0- 0				
0- 0	0- 0	0- 0	AWAY	0- 0	0- 0	0- 0				
0- 0	0- 0	0- 0	NEUTRAL	0- 0	0- 0	0- 0				

RPI 1-25				RPI 26-50				RPI 51-100				RPI 101+ Team's RPI: 274			
RPI	S	Opponent	Score	RPI	S	Opponent	Score	RPI	S	Opponent	Score	RPI	S	Opponent	Score
19	H	North Carolina	69 100					76	A	Duke	64 81	143	H	Marist	57 61
												209	A	Appalachian St.	62 65
												344	A	N.C. Central	83 54
LAST 12 Division I GAMES:															
143	H	Marist	57 61	19	H	North Carolina	69 100								
209	A	Appalachian St.	62 65												
76	A	Duke	64 81												
344	A	N.C. Central	83 54												

Non-Div I Games: Chowan 88 74

El on

Average RPI	Win: 333	WON-LOST	WINNING	LAST 10	STRENGTH OF	OPP. STRENGTH	TEAM	ADJ.	CONF.	ADJ CONF.
Average RPI	Loss: 289	RECORD	PCT. RANK	GAMES	SCHEDULE	OF SCHEDULE	RPI	RPI	RPI	RPI
DIV. I ONLY	1- 4	277	0- 1	350	326	348	348	16	16	
DIV. I NON-CONF.	1- 4	277	0- 1	350	326	348	348	16	16	

TOTALS	RPI 1-25	RPI 26-50	W-L RECORDS	RPI 51-100	RPI 101-150	RPI 150+				
1- 4	0- 0	0- 0	OVERALL	0- 0	0- 0	1- 4				
0- 2	0- 0	0- 0	HOME	0- 0	0- 0	0- 2				
1- 2	0- 0	0- 0	AWAY	0- 0	0- 0	1- 2				
0- 0	0- 0	0- 0	NEUTRAL	0- 0	0- 0	0- 0				
1- 4	0- 0	0- 0	NON-CONFERENCE	0- 0	0- 0	1- 4				
0- 2	0- 0	0- 0	HOME	0- 0	0- 0	0- 2				
1- 2	0- 0	0- 0	AWAY	0- 0	0- 0	1- 2				
0- 0	0- 0	0- 0	NEUTRAL	0- 0	0- 0	0- 0				
0- 0	0- 0	0- 0	CONFERENCE	0- 0	0- 0	0- 0				
0- 0	0- 0	0- 0	HOME	0- 0	0- 0	0- 0				
0- 0	0- 0	0- 0	AWAY	0- 0	0- 0	0- 0				
0- 0	0- 0	0- 0	NEUTRAL	0- 0	0- 0	0- 0				

RPI 1-25				RPI 26-50				RPI 51-100				RPI 101+ Team's RPI: 348			
RPI	S	Opponent	Score	RPI	S	Opponent	Score	RPI	S	Opponent	Score	RPI	S	Opponent	Score
												210	H	SIUE	45 54
												300	A	Murray St.	53 81
												318	A	Marshall	65 72
												328	H	Purdue Fort Wayne	66 72
												333	A	Chicago St.	67 58

LAST 12 Division I GAMES:															
								318	A	Marshall	65 72				
								328	H	Purdue Fort Wayne	66 72				
								210	H	SIUE	45 54				
								333	A	Chicago St.	67 58				
								300	A	Murray St.	53 81				

Non-Div I Games:

Average RPI Win:	190	WON-LOST	WINNING	LAST 10	STRENGTH OF	OPP. STRENGTH	TEAM	ADJ.	CONF.	ADJ CONF.
Average RPI Loss:	20	RECORD	PCT. RANK	GAMES	SCHEDULE	OF SCHEDULE	RPI	RPI	RPI	RPI
DIV. I ONLY	4- 2	97	1- 0	168	35	86	86	28	28	
DIV. I NON-CONF.	4- 2	97	1- 0	168	35	86	86	28	28	

TOTALS	RPI 1-25	RPI 26-50	W-L RECORDS	RPI 51-100	RPI 101-150	RPI 150+				
4- 2	0- 2	0- 0	OVERALL	1- 0	1- 0	2- 0				
2- 0	0- 0	0- 0	HOME	0- 0	1- 0	1- 0				
1- 1	0- 1	0- 0	AWAY	0- 0	0- 0	1- 0				
1- 1	0- 1	0- 0	NEUTRAL	1- 0	0- 0	0- 0				
4- 2	0- 2	0- 0	NON-CONFERENCE	1- 0	1- 0	2- 0				
2- 0	0- 0	0- 0	HOME	0- 0	1- 0	1- 0				
1- 1	0- 1	0- 0	AWAY	0- 0	0- 0	1- 0				
1- 1	0- 1	0- 0	NEUTRAL	1- 0	0- 0	0- 0				
0- 0	0- 0	0- 0	CONFERENCE	0- 0	0- 0	0- 0				
0- 0	0- 0	0- 0	HOME	0- 0	0- 0	0- 0				
0- 0	0- 0	0- 0	AWAY	0- 0	0- 0	0- 0				
0- 0	0- 0	0- 0	NEUTRAL	0- 0	0- 0	0- 0				

RPI 1-25				RPI 26-50				RPI 51-100 Team's RPI: 86				RPI 101+			
RPI	S	Opponent	Score	RPI	S	Opponent	Score	RPI	S	Opponent	Score	RPI	S	Opponent	Score
15	N	Stanford	65 88									134	H	Houston	76 71
24	A	South Dakota St.	62 80					59	N	American	90 71	268	A	Hawai i	73 67
												297	H	FIU	100 58
LAST 12 Division I GAMES:															
				134	H	Houston	76 71								
				59	N	American	90 71								
				268	A	Hawai i	73 67								
				15	N	Stanford	65 88								
				297	H	FIU	100 58								
				24	A	South Dakota St.	62 80								

Non-Div I Games: Fla. Memorial 99 68

FGCU

Average RPI Win:	342	WON-LOST	WINNING	LAST 10	STRENGTH OF	OPP. STRENGTH	TEAM	ADJ.	CONF.	ADJ CONF.
Average RPI Loss:	139	RECORD	PCT. RANK	GAMES	SCHEDULE	OF SCHEDULE	RPI	RPI	RPI	RPI
DIV. I ONLY	1- 5	287	0- 1	141	305	297	297	17	17	
DIV. I NON-CONF.	1- 5	287	0- 1	141	305	297	297	17	17	

TOTALS	RPI 1-25	RPI 26-50	W-L RECORDS	RPI 51-100	RPI 101-150	RPI 150+				
1- 5	0- 0	0- 1	OVERALL	0- 1	0- 0	1- 3				
1- 3	0- 0	0- 1	HOME	0- 0	0- 0	1- 2				
0- 2	0- 0	0- 0	AWAY	0- 1	0- 0	0- 1				
0- 0	0- 0	0- 0	NEUTRAL	0- 0	0- 0	0- 0				
1- 5	0- 0	0- 1	NON-CONFERENCE	0- 1	0- 0	1- 3				
1- 3	0- 0	0- 1	HOME	0- 0	0- 0	1- 2				
0- 2	0- 0	0- 0	AWAY	0- 1	0- 0	0- 1				
0- 0	0- 0	0- 0	NEUTRAL	0- 0	0- 0	0- 0				
0- 0	0- 0	0- 0	CONFERENCE	0- 0	0- 0	0- 0				
0- 0	0- 0	0- 0	HOME	0- 0	0- 0	0- 0				
0- 0	0- 0	0- 0	AWAY	0- 0	0- 0	0- 0				
0- 0	0- 0	0- 0	NEUTRAL	0- 0	0- 0	0- 0				

RPI	S	Opponent	Score	RPI	S	Opponent	Score	RPI	S	Opponent	Score	Team's RPI: 297
28	H	Miami (FL)	43 94	86	A	FGCU	58 100	174	H	Georgia St.	61 67	
								187	H	Campbell	54 59	
								221	A	Bethune-Cookman	57 68	
								342	H	Florida A&M	77 54	
LAST 12 Division I GAMES:												
				187	H	Campbell	54 59					
				342	H	Florida A&M	77 54					
				221	A	Bethune-Cookman	57 68					
				86	A	FGCU	58 100					
				174	H	Georgia St.	61 67					
				28	H	Miami (FL)	43 94					

Non-Div I Games: Palm Beach Atl. 63 66

Average RPI Win:	328	WON-LOST	WINNING	LAST 10	STRENGTH OF	OPP. STRENGTH	TEAM	ADJ.	CONF.	ADJ CONF.
Average RPI Loss:	128	RECORD	PCT. RANK	GAMES	SCHEDULE	OF SCHEDULE	RPI	RPI	RPI	RPI
DIV. I ONLY	2- 4	226	0- 1	223	234	244	244	27	27	
DIV. I NON-CONF.	2- 4	226	0- 1	223	234	244	244	27	27	

TOTALS	RPI 1-25	RPI 26-50	W-L RECORDS	RPI 51-100	RPI 101-150	RPI 150+				
2- 4	0- 1	0- 0	OVERALL	0- 1	0- 0	2- 2				
1- 0	0- 0	0- 0	HOME	0- 0	0- 0	1- 0				
1- 2	0- 0	0- 0	AWAY	0- 1	0- 0	1- 1				
0- 2	0- 1	0- 0	NEUTRAL	0- 0	0- 0	0- 1				
2- 4	0- 1	0- 0	NON-CONFERENCE	0- 1	0- 0	2- 2				
1- 0	0- 0	0- 0	HOME	0- 0	0- 0	1- 0				
1- 2	0- 0	0- 0	AWAY	0- 1	0- 0	1- 1				
0- 2	0- 1	0- 0	NEUTRAL	0- 0	0- 0	0- 1				
0- 0	0- 0	0- 0	CONFERENCE	0- 0	0- 0	0- 0				
0- 0	0- 0	0- 0	HOME	0- 0	0- 0	0- 0				
0- 0	0- 0	0- 0	AWAY	0- 0	0- 0	0- 0				
0- 0	0- 0	0- 0	NEUTRAL	0- 0	0- 0	0- 0				

RPI 1-25				RPI 26-50				RPI 51-100				RPI 101+				Team's RPI: 244
RPI	S	Opponent	Score	RPI	S	Opponent	Score	RPI	S	Opponent	Score	RPI	S	Opponent	Score	
22	N	Bucknell	54 77					78	A	Xavier	35 48	190	N	Massachusetts	49 59	
												220	A	Brown	49 68	
												309	A	Richmond	58 40	
												347	H	LIU Brooklyn	71 43	
LAST 12 Division I GAMES:																
				190	N	Massachusetts	49 59									
				22	N	Bucknell	54 77									
				220	A	Brown	49 68									
				78	A	Xavier	35 48									
				347	H	LIU Brooklyn	71 43									
				309	A	Richmond	58 40									

Non-Div I Games:

Fairfield

Average RPI	Win: 337	WON-LOST RECORD	WINNING PCT. RANK	LAST 10 GAMES	STRENGTH OF SCHEDULE	OPP. STRENGTH OF SCHEDULE	TEAM RPI	ADJ. RPI	CONF. RPI	ADJ. CONF. RPI
Average RPI	Loss: 214									
DIV. I ONLY		1- 4	277	0- 1	257	297	329	329	31	31
DIV. I NON-CONF.		1- 4	277	0- 1	257	297	329	329	31	31

TOTALS	RPI 1-25		RPI 26-50		W-L RECORDS		RPI 51-100		RPI 101-150	RPI 150+
1- 4	0- 0		0- 0		OVERALL		0- 0		0- 1	1- 3
1- 2	0- 0		0- 0		HOME		0- 0		0- 0	1- 2
0- 2	0- 0		0- 0		AWAY		0- 0		0- 1	0- 1
0- 0	0- 0		0- 0		NEUTRAL		0- 0		0- 0	0- 0
1- 4	0- 0		0- 0		NON-CONFERENCE		0- 0		0- 1	1- 3
1- 2	0- 0		0- 0		HOME		0- 0		0- 0	1- 2
0- 2	0- 0		0- 0		AWAY		0- 0		0- 1	0- 1
0- 0	0- 0		0- 0		NEUTRAL		0- 0		0- 0	0- 0
0- 0	0- 0		0- 0		CONFERENCE		0- 0		0- 0	0- 0
0- 0	0- 0		0- 0		HOME		0- 0		0- 0	0- 0
0- 0	0- 0		0- 0		AWAY		0- 0		0- 0	0- 0
0- 0	0- 0		0- 0		NEUTRAL		0- 0		0- 0	0- 0

RPI 1-25				RPI 26-50				RPI 51-100				RPI 101+ Team's RPI: 329			
RPI	S	Opponent	Score	RPI	S	Opponent	Score	RPI	S	Opponent	Score	RPI	S	Opponent	Score
												121	A	Air Force	37 85
												212	A	Binghamton	54 73
												259	H	Howard	58 79
												265	H	Lafayette	57 63
												337	H	NJIT	64 43

LAST 12 Division I GAMES:															
								212	A	Binghamton	54 73				
								259	H	Howard	58 79				
								337	H	NJIT	64 43				
								121	A	Air Force	37 85				
								265	H	Lafayette	57 63				

Non-Div I Games: Rutgers-Newark 97 51

Fairleigh Dickinson

Average RPI		Win: 277	WON-LOST RECORD	WINNING PCT. RANK	LAST 10 GAMES	STRENGTH OF SCHEDULE	OPP. STRENGTH OF SCHEDULE	TEAM RPI	ADJ. RPI	CONF. RPI	ADJ. CONF. RPI
DIV. I ONLY		112	3- 5	218	0- 1	108	229	207	207	17	17
DIV. I NON-CONF.			3- 5	218	0- 1	108	229	207	207	17	17
TOTALS		RPI 1-25		RPI 26-50		W-L RECORDS	RPI 51-100	RPI 101-150		RPI 150+	
3- 5		0- 1		0- 1		OVERALL	0- 0	0- 1		3- 2	
2- 3		0- 0		0- 1		HOME	0- 0	0- 1		2- 1	
1- 2		0- 1		0- 0		AWAY	0- 0	0- 0		1- 1	
0- 0		0- 0		0- 0		NEUTRAL	0- 0	0- 0		0- 0	
3- 5		0- 1		0- 1		NON-CONFERENCE	0- 0	0- 1		3- 2	
2- 3		0- 0		0- 1		HOME	0- 0	0- 1		2- 1	
1- 2		0- 1		0- 0		AWAY	0- 0	0- 0		1- 1	
0- 0		0- 0		0- 0		NEUTRAL	0- 0	0- 0		0- 0	
0- 0		0- 0		0- 0		CONFERENCE	0- 0	0- 0		0- 0	
0- 0		0- 0		0- 0		HOME	0- 0	0- 0		0- 0	
0- 0		0- 0		0- 0		AWAY	0- 0	0- 0		0- 0	
0- 0		0- 0		0- 0		NEUTRAL	0- 0	0- 0		0- 0	

RPI 1-25					
RPI	S	Opponent	Score		
23	A	Tulane	45	88	
RPI 26-50					
RPI	S	Opponent	Score		
45	H	Bradley	59	80	
RPI 51-100					
RPI	S	Opponent	Score		
120	H	Hampton	68	72	
174	H	Georgia St.	59	75	
200	A	Little Rock	38	61	
257	A	Siena	70	66	
265	H	Lafayette	53	49	
309	H	Richmond	69	55	
Team's RPI : 207					
LAST 12 Division I GAMES:					
257	A	Siena	70	66	
23	A	Tulane	45	88	
265	H	Lafayette	53	49	
309	H	Richmond	69	55	
200	A	Little Rock	38	61	
174	H	Georgia St.	59	75	
45	H	Bradley	59	80	
120	H	Hampton	68	72	

Non-Div l Games:

Fl a. Atl anti c

Average RPI Win:	0	WON-LOST	WINNING	LAST 10	STRENGTH OF	OPP. STRENGTH	TEAM	ADJ.	CONF.	ADJ CONF.
Average RPI Loss:	118	RECORD	PCT. RANK	GAMES	SCHEDULE	OF SCHEDULE	RPI	RPI	RPI	RPI
DIV. I ONLY	0- 6	321	0- 1	12	302	208	208	5	5	
DIV. I NON-CONF.	0- 6	321	0- 1	12	302	208	208	5	5	

TOTALS	RPI 1-25	RPI 26-50	W-L RECORDS	RPI 51-100	RPI 101-150	RPI 150+				
0- 6	0- 0	0- 1	OVERALL	0- 3	0- 0	0- 2				
0- 3	0- 0	0- 1	HOME	0- 1	0- 0	0- 1				
0- 3	0- 0	0- 0	AWAY	0- 2	0- 0	0- 1				
0- 0	0- 0	0- 0	NEUTRAL	0- 0	0- 0	0- 0				
0- 6	0- 0	0- 1	NON-CONFERENCE	0- 3	0- 0	0- 2				
0- 3	0- 0	0- 1	HOME	0- 1	0- 0	0- 1				
0- 3	0- 0	0- 0	AWAY	0- 2	0- 0	0- 1				
0- 0	0- 0	0- 0	NEUTRAL	0- 0	0- 0	0- 0				
0- 0	0- 0	0- 0	CONFERENCE	0- 0	0- 0	0- 0				
0- 0	0- 0	0- 0	HOME	0- 0	0- 0	0- 0				
0- 0	0- 0	0- 0	AWAY	0- 0	0- 0	0- 0				
0- 0	0- 0	0- 0	NEUTRAL	0- 0	0- 0	0- 0				

RPI	S	Opponent	Score	RPI	S	Opponent	Score	RPI	S	Opponent	Score	RPI	S	Opponent	Score
36	H	Northeastern	66 79	54	A	Florida St.	56 63	234	H	Gardner-Webb	58 60	57	A	Indiana	64 83
				90	H	Northwestern	74 83	236	A	Mercer	82 92				
LAST 12 Division I GAMES:															
234	H	Gardner-Webb	58 60	36	H	Northeastern	66 79	57	A	Indiana	64 83	90	H	Northwestern	74 83
				236	A	Mercer	82 92	54	A	Florida St.	56 63				

Non-Div I Games:

Florida

Average RPI Win:	0	WON-LOST	WINNING	LAST 10	STRENGTH OF	OPP. STRENGTH	TEAM	ADJ.	CONF.	ADJ CONF.
Average RPI Loss:	219	RECORD	PCT. RANK	GAMES	SCHEDULE	OF SCHEDULE	RPI	RPI	RPI	RPI

DIV. I ONLY	0- 5	321	0- 1	281	259	342	342	32	32
DIV. I NON-CONF.	0- 5	321	0- 1	281	259	342	342	32	32

TOTALS	RPI 1-25	RPI 26-50	W-L RECORDS	RPI 51-100	RPI 101-150	RPI 150+			
0- 5	0- 0	0- 1	OVERALL	0- 0	0- 0	0- 4			
0- 1	0- 0	0- 0	HOME	0- 0	0- 0	0- 1			
0- 3	0- 0	0- 1	AWAY	0- 0	0- 0	0- 2			
0- 1	0- 0	0- 0	NEUTRAL	0- 0	0- 0	0- 1			
0- 5	0- 0	0- 1	NON-CONFERENCE	0- 0	0- 0	0- 4			
0- 1	0- 0	0- 0	HOME	0- 0	0- 0	0- 1			
0- 3	0- 0	0- 1	AWAY	0- 0	0- 0	0- 2			
0- 1	0- 0	0- 0	NEUTRAL	0- 0	0- 0	0- 1			
0- 0	0- 0	0- 0	CONFERENCE	0- 0	0- 0	0- 0			
0- 0	0- 0	0- 0	HOME	0- 0	0- 0	0- 0			
0- 0	0- 0	0- 0	AWAY	0- 0	0- 0	0- 0			
0- 0	0- 0	0- 0	NEUTRAL	0- 0	0- 0	0- 0			

RPI 1-25				RPI 26-50				RPI 51-100				RPI 101+ Team's RPI: 342			
RPI	S	Opponent	Score	RPI	S	Opponent	Score	RPI	S	Opponent	Score	RPI	S	Opponent	Score
				31	A	Tennessee	31 96					225	A	North Florida	53 64
												260	H	Jacksonville St.	31 62
												281	N	Omaha	50 57
												297	A	FIU	54 77
LAST 12 Division I GAMES:															
				281	N	Omaha	50 57								
				297	A	FIU	54 77								
				31	A	Tennessee	31 96								
				225	A	North Florida	53 64								
				260	H	Jacksonville St.	31 62								

Non-Div I Games: Edward Waters 70 64

Florida A&M

Average RPI Win:	176	WON-LOST	WINNING	LAST 10	STRENGTH OF	OPP. STRENGTH	TEAM	ADJ.	CONF.	ADJ CONF.
Average RPI Loss:	32	RECORD	PCT. RANK	GAMES	SCHEDULE	OF SCHEDULE	RPI	RPI	RPI	RPI
DIV. I ONLY	7- 1	30	1- 0	150	60	54	54	1	1	
DIV. I NON-CONF.	7- 1	30	1- 0	150	60	54	54	1	1	
<hr/>										
TOTALS	RPI 1-25	RPI 26-50	W-L RECORDS	RPI 51-100	RPI 101-150	RPI 150+				
7- 1	0- 0	1- 1	OVERALL	1- 0	0- 0	5- 0				
5- 1	0- 0	0- 1	HOME	1- 0	0- 0	4- 0				
0- 0	0- 0	0- 0	AWAY	0- 0	0- 0	0- 0				
2- 0	0- 0	1- 0	NEUTRAL	0- 0	0- 0	1- 0				
7- 1	0- 0	1- 1	NON-CONFERENCE	1- 0	0- 0	5- 0				
5- 1	0- 0	0- 1	HOME	1- 0	0- 0	4- 0				
0- 0	0- 0	0- 0	AWAY	0- 0	0- 0	0- 0				
2- 0	0- 0	1- 0	NEUTRAL	0- 0	0- 0	1- 0				
0- 0	0- 0	0- 0	CONFERENCE	0- 0	0- 0	0- 0				
0- 0	0- 0	0- 0	HOME	0- 0	0- 0	0- 0				
0- 0	0- 0	0- 0	AWAY	0- 0	0- 0	0- 0				
0- 0	0- 0	0- 0	NEUTRAL	0- 0	0- 0	0- 0				

RPI	S	Opponent	Score	RPI	S	Opponent	Score	RPI	S	Opponent	Score	RPI	S	Opponent	Score
32	H	LSU	45 58	37	N	Iowa	71 67	72	H	Penn St.	87 58	185	H	Troy	103 67
												208	H	Florida	63 56
												225	H	North Florida	74 53
												242	H	Jacksonville	79 46
												261	N	Eastern Ky.	62 45
<hr/>															
LAST 12 Division I GAMES:															
225	H	North Florida	74 53	37	N	Iowa	71 67	72	H	Penn St.	87 58	261	N	Eastern Ky.	62 45
185	H	Troy	103 67					32	H	LSU	45 58	242	H	Jacksonville	79 46
								208	H	Florida	63 56				

Non-Div I Games:

Florida St.

Average RPI Win: 211		WON-LOST	WINNING	LAST 10	STRENGTH OF	OPP. STRENGTH	TEAM	ADJ.	CONF.	ADJ CONF.
Average RPI Loss: 71		RECORD	PCT. RANK	GAMES	SCHEDULE	OF SCHEDULE	RPI	RPI	RPI	RPI
DIV. I ONLY		5- 4	156	0- 1	71	188	111	111	14	14
DIV. I NON-CONF.		5- 4	156	0- 1	71	188	111	111	14	14

TOTALS		RPI 1-25		RPI 26-50	W-L RECORDS		RPI 51-100	RPI 101-150	RPI 150+	
5- 4		1- 1		0- 1	OVERALL		1- 1	0- 0	3- 1	
3- 1		1- 0		0- 0	HOME		0- 1	0- 0	2- 0	
0- 2		0- 0		0- 1	AWAY		0- 0	0- 0	0- 1	
2- 1		0- 1		0- 0	NEUTRAL		1- 0	0- 0	1- 0	
5- 4		1- 1		0- 1	NON-CONFERENCE		1- 1	0- 0	3- 1	
3- 1		1- 0		0- 0	HOME		0- 1	0- 0	2- 0	
0- 2		0- 0		0- 1	AWAY		0- 0	0- 0	0- 1	
2- 1		0- 1		0- 0	NEUTRAL		1- 0	0- 0	1- 0	
0- 0		0- 0		0- 0	CONFERENCE		0- 0	0- 0	0- 0	
0- 0		0- 0		0- 0	HOME		0- 0	0- 0	0- 0	
0- 0		0- 0		0- 0	AWAY		0- 0	0- 0	0- 0	
0- 0		0- 0		0- 0	NEUTRAL		0- 0	0- 0	0- 0	

RPI 1-25				RPI 26-50				RPI 51-100				RPI 101+ Team's RPI: 111			
RPI	S	Opponent	Score	RPI	S	Opponent	Score	RPI	S	Opponent	Score	RPI	S	Opponent	Score
17	N	Texas	54 72	36	A	Northeastern	54 58	72	H	Penn St.	55 72	158	A	Georgetown	38 58
25	H	Charlotte	71 64					84	N	Washington	65 57	288	N	Ball St.	78 70
												314	H	Wagner	80 59
												346	H	Manhattan	65 61
LAST 12 Division I GAMES:															
17	N	Texas	54 72	288	N	Ball St.	78 70								
84	N	Washington	65 57	25	H	Charlotte	71 64								
346	H	Manhattan	65 61	72	H	Penn St.	55 72								
158	A	Georgetown	38 58	36	A	Northeastern	54 58								
				314	H	Wagner	80 59								

Non-Div I Games:

Fordham

Average RPI	Win: 234	WON-LOST	WINNING	LAST 10	STRENGTH OF	OPP. STRENGTH	TEAM	ADJ.	CONF.	ADJ CONF.
Average RPI	Loss: 96	RECORD	PCT. RANK	GAMES	SCHEDULE	OF SCHEDULE	RPI	RPI	RPI	RPI
DIV. I ONLY	3- 2	123	0- 1	83	261	102	102	9	9	
DIV. I NON-CONF.	3- 2	123	0- 1	83	261	102	102	9	9	

TOTALS	RPI 1-25	RPI 26-50	W-L RECORDS	RPI 51-100	RPI 101-150	RPI 150+				
3- 2	0- 0	0- 0	OVERALL	0- 1	0- 1	3- 0				
3- 0	0- 0	0- 0	HOME	0- 0	0- 0	3- 0				
0- 2	0- 0	0- 0	AWAY	0- 1	0- 1	0- 0				
0- 0	0- 0	0- 0	NEUTRAL	0- 0	0- 0	0- 0				
3- 2	0- 0	0- 0	NON-CONFERENCE	0- 1	0- 1	3- 0				
3- 0	0- 0	0- 0	HOME	0- 0	0- 0	3- 0				
0- 2	0- 0	0- 0	AWAY	0- 1	0- 1	0- 0				
0- 0	0- 0	0- 0	NEUTRAL	0- 0	0- 0	0- 0				
0- 0	0- 0	0- 0	CONFERENCE	0- 0	0- 0	0- 0				
0- 0	0- 0	0- 0	HOME	0- 0	0- 0	0- 0				
0- 0	0- 0	0- 0	AWAY	0- 0	0- 0	0- 0				
0- 0	0- 0	0- 0	NEUTRAL	0- 0	0- 0	0- 0				

RPI 1-25				RPI 26-50				RPI 51-100				RPI 101+				Team's RPI: 102	
RPI	S	Opponent	Score	RPI	S	Opponent	Score	RPI	S	Opponent	Score	RPI	S	Opponent	Score		
								70	A	Southern Cal i forni a	61	62	122	A	Northern Ari z.	73	86
													189	H	Milwaukee	65	48
													221	H	UT Arlington	70	61
													292	H	Cal Poly	76	58

LAST 12 Division I GAMES:																	
				221	H	UT Arlington	70	61	70	A	Southern Cal i forni a	61	62				
				189	H	Milwaukee	65	48									
				292	H	Cal Poly	76	58									
				122	A	Northern Ari z.	73	86									

Non-Div I Games:

Fresno St.

F
r
e
s
n
o
s
t
.

F
r
e
s
n
o
s
t
.

Average RPI Win: 254
Average RPI Loss: 153

WON-LOST
RECORD

WINNING
PCT. RANK

LAST 10
GAMES

STRENGTH OF
SCHEDULE

OPP. STRENGTH
OF SCHEDULE

TEAM
RPI

ADJ.
RPI

CONF.
RPI

ADJ CONF.
RPI

DIV. I ONLY
DIV. I NON-CONF.

3- 3
3- 3

160
160

1- 0
1- 0

193
193

247
247

201
201

201
201

24
24

24
24

TOTALS

RPI 1-25

RPI 26-50

W-L RECORDS

RPI 51-100

RPI 101-150

RPI 150+

3- 3
2- 1
1- 2
0- 0

0- 0
0- 0
0- 0
0- 0

0- 0
0- 0
0- 0
0- 0

OVERALL
HOME
AWAY
NEUTRAL

0- 1
0- 0
0- 1
0- 0

1- 1
1- 1
0- 0
0- 0

2- 1
1- 0
1- 1
0- 0

3- 3
2- 1
1- 2
0- 0

0- 0
0- 0
0- 0
0- 0

0- 0
0- 0
0- 0
0- 0

NON-CONFERENCE
HOME
AWAY
NEUTRAL

0- 1
0- 0
0- 1
0- 0

1- 1
1- 1
0- 0
0- 0

2- 1
1- 0
1- 1
0- 0

0- 0
0- 0
0- 0
0- 0

0- 0
0- 0
0- 0
0- 0

0- 0
0- 0
0- 0
0- 0

CONFERENCE
HOME
AWAY
NEUTRAL

0- 0
0- 0
0- 0
0- 0

0- 0
0- 0
0- 0
0- 0

0- 0
0- 0
0- 0
0- 0

RPI 1-25

RPI S Opponent Score

RPI 26-50

RPI S Opponent Score

RPI 51-100

RPI S Opponent Score
85 A Mississippi St. 41 106

RPI 101+

Team's RPI: 201

RPI S Opponent Score
112 H Middle Tenn. 71 78
146 H UNC Asheville 58 47
262 A Kennesaw St. 63 74
307 H USC Upstate 78 67
310 A Col. of Charleston 70 67

LAST 12 Division I GAMES:

146 H UNC Asheville 58 47
310 A Col. of Charleston 70 67

85 A Mississippi St. 41 106
307 H USC Upstate 78 67
262 A Kennesaw St. 63 74
112 H Middle Tenn. 71 78

Non-Div I Games:

Coker

71 42

Furman

Average RPI Win:	286	WON-LOST	WINNING	LAST 10	STRENGTH OF	OPP. STRENGTH	TEAM	ADJ.	CONF.	ADJ CONF.
Average RPI Loss:	174	RECORD	PCT. RANK	GAMES	SCHEDULE	OF SCHEDULE	RPI	RPI	RPI	RPI
DIV. I ONLY	2- 5	252	0- 1	156	337	271	271	21	21	
DIV. I NON-CONF.	2- 5	252	0- 1	156	337	271	271	21	21	

TOTALS	RPI 1-25	RPI 26-50	W-L RECORDS	RPI 51-100	RPI 101-150	RPI 150+				
2- 5	0- 0	0- 0	OVERALL	0- 1	0- 1	2- 3				
1- 2	0- 0	0- 0	HOME	0- 0	0- 0	1- 2				
1- 3	0- 0	0- 0	AWAY	0- 1	0- 1	1- 1				
0- 0	0- 0	0- 0	NEUTRAL	0- 0	0- 0	0- 0				
2- 5	0- 0	0- 0	NON-CONFERENCE	0- 1	0- 1	2- 3				
1- 2	0- 0	0- 0	HOME	0- 0	0- 0	1- 2				
1- 3	0- 0	0- 0	AWAY	0- 1	0- 1	1- 1				
0- 0	0- 0	0- 0	NEUTRAL	0- 0	0- 0	0- 0				
0- 0	0- 0	0- 0	CONFERENCE	0- 0	0- 0	0- 0				
0- 0	0- 0	0- 0	HOME	0- 0	0- 0	0- 0				
0- 0	0- 0	0- 0	AWAY	0- 0	0- 0	0- 0				
0- 0	0- 0	0- 0	NEUTRAL	0- 0	0- 0	0- 0				

RPI 1-25				RPI 26-50				RPI 51-100				RPI 101+ Team's RPI: 271					
RPI	S	Opponent	Score	RPI	S	Opponent	Score	RPI	S	Opponent	Score	RPI	S	Opponent	Score		
								67	A	Virginia Tech	49	78	109	A	Stony Brook	43	72
												194	H	Wofford	65	81	
												221	H	Bethune-Cookman	77	76	
												236	H	Mercer	72	79	
												262	A	Kennesaw St.	59	78	
												351	A	Savannah St.	82	71	
LAST 12 Division I GAMES:																	
109	A	Stony Brook	43	72	262	A	Kennesaw St.	59	78	221	H	Bethune-Cookman	77	76			
351	A	Savannah St.	82	71													
236	H	Mercer	72	79													
67	A	Virginia Tech	49	78													
194	H	Wofford	65	81													

Non-Div I Games:

Ga. Southern

Average RPI	Win: 236	WON-LOST	WINNING	LAST 10	STRENGTH OF	OPP. STRENGTH	TEAM	ADJ.	CONF.	ADJ CONF.
Average RPI	Loss: 196	RECORD	PCT. RANK	GAMES	SCHEDULE	OF SCHEDULE	RPI	RPI	RPI	RPI
DIV. I ONLY	2- 2	160	0- 1	265	168	234	234	29	29	
DIV. I NON-CONF.	2- 2	160	0- 1	265	168	234	234	29	29	

TOTALS	RPI 1-25	RPI 26-50	W-L RECORDS	RPI 51-100	RPI 101-150	RPI 150+				
2- 2	0- 0	0- 0	OVERALL	0- 0	0- 0	2- 2				
1- 1	0- 0	0- 0	HOME	0- 0	0- 0	1- 1				
1- 1	0- 0	0- 0	AWAY	0- 0	0- 0	1- 1				
0- 0	0- 0	0- 0	NEUTRAL	0- 0	0- 0	0- 0				
2- 2	0- 0	0- 0	NON-CONFERENCE	0- 0	0- 0	2- 2				
1- 1	0- 0	0- 0	HOME	0- 0	0- 0	1- 1				
1- 1	0- 0	0- 0	AWAY	0- 0	0- 0	1- 1				
0- 0	0- 0	0- 0	NEUTRAL	0- 0	0- 0	0- 0				
0- 0	0- 0	0- 0	CONFERENCE	0- 0	0- 0	0- 0				
0- 0	0- 0	0- 0	HOME	0- 0	0- 0	0- 0				
0- 0	0- 0	0- 0	AWAY	0- 0	0- 0	0- 0				
0- 0	0- 0	0- 0	NEUTRAL	0- 0	0- 0	0- 0				

RPI 1-25				RPI 26-50				RPI 51-100				RPI 101+ Team's RPI: 234			
RPI	S	Opponent	Score	RPI	S	Opponent	Score	RPI	S	Opponent	Score	RPI	S	Opponent	Score
												194	A	Wofford	53 59
												197	H	Morehead St.	69 84
												208	A	Fl ori da	60 58
												264	H	Davi dson	54 49

LAST 12 Di vi si on I GAMES:															
												264	H	Davi dson	54 49
												197	H	Morehead St.	69 84
												208	A	Fl ori da	60 58

Non-Di v I Games: Warren Wil son 100 37 Pfei ffer 82 46

Gardner-Webb

Average RPI Win: 256		WON-LOST	WINNING	LAST 10	STRENGTH OF		OPP. STRENGTH	TEAM	ADJ.	CONF.	ADJ CONF.
Average RPI Loss: 119		RECORD	PCT. RANK	GAMES	SCHEDULE		OF SCHEDULE	RPI	RPI	RPI	RPI
DIV. I ONLY		4- 3	137	0- 1	230		196	157	157	14	14
DIV. I NON-CONF.		4- 3	137	0- 1	230		196	157	157	14	14

TOTALS		RPI 1-25	RPI 26-50		W-L RECORDS		RPI 51-100	RPI 101-150	RPI 150+		
4- 3		0- 0	0- 1		OVERALL		0- 1	1- 0	3- 1		
2- 0		0- 0	0- 0		HOME		0- 0	0- 0	2- 0		
2- 3		0- 0	0- 1		AWAY		0- 1	1- 0	1- 1		
0- 0		0- 0	0- 0		NEUTRAL		0- 0	0- 0	0- 0		
4- 3		0- 0	0- 1		NON-CONFERENCE		0- 1	1- 0	3- 1		
2- 0		0- 0	0- 0		HOME		0- 0	0- 0	2- 0		
2- 3		0- 0	0- 1		AWAY		0- 1	1- 0	1- 1		
0- 0		0- 0	0- 0		NEUTRAL		0- 0	0- 0	0- 0		
0- 0		0- 0	0- 0		CONFERENCE		0- 0	0- 0	0- 0		
0- 0		0- 0	0- 0		HOME		0- 0	0- 0	0- 0		
0- 0		0- 0	0- 0		AWAY		0- 0	0- 0	0- 0		
0- 0		0- 0	0- 0		NEUTRAL		0- 0	0- 0	0- 0		

RPI 1-25				RPI 26-50				RPI 51-100				RPI 101+ Team's RPI: 157			
RPI	S	Opponent	Score	RPI	S	Opponent	Score	RPI	S	Opponent	Score	RPI	S	Opponent	Score
				38	A	Kansas	56 77	59	A	American	71 86	121	A	Air Force	78 71
												246	A	UMKC	91 84
												259	A	Howard	59 73
												323	H	Colgate	64 61
												334	H	Loyola Maryland	70 38
LAST 12 Division I GAMES:															
323	H	Colgate	64 61	259	A	Howard	59 73								
59	A	American	71 86	246	A	UMKC	91 84								
121	A	Air Force	78 71	38	A	Kansas	56 77								
334	H	Loyola Maryland	70 38												

Non-Div I Games:

George Mason

Average RPI Win: 232		WON-LOST	WINNING	LAST 10	STRENGTH OF	OPP. STRENGTH	TEAM	ADJ.	CONF.	ADJ CONF.
Average RPI Loss: 96		RECORD	PCT. RANK	GAMES	SCHEDULE	OF SCHEDULE	RPI	RPI	RPI	RPI
DIV. I ONLY		2- 5	252	1- 0	73	145	204	204	14	14
DIV. I NON-CONF.		2- 5	252	1- 0	73	145	204	204	14	14

TOTALS		RPI 1-25		RPI 26-50	W-L RECORDS		RPI 51-100	RPI 101-150	RPI 150+	
2- 5		0- 1		0- 0	OVERALL		0- 2	0- 1	2- 1	
2- 1		0- 0		0- 0	HOME		0- 1	0- 0	2- 0	
0- 2		0- 0		0- 0	AWAY		0- 0	0- 1	0- 1	
0- 2		0- 1		0- 0	NEUTRAL		0- 1	0- 0	0- 0	
2- 5		0- 1		0- 0	NON-CONFERENCE		0- 2	0- 1	2- 1	
2- 1		0- 0		0- 0	HOME		0- 1	0- 0	2- 0	
0- 2		0- 0		0- 0	AWAY		0- 0	0- 1	0- 1	
0- 2		0- 1		0- 0	NEUTRAL		0- 1	0- 0	0- 0	
0- 0		0- 0		0- 0	CONFERENCE		0- 0	0- 0	0- 0	
0- 0		0- 0		0- 0	HOME		0- 0	0- 0	0- 0	
0- 0		0- 0		0- 0	AWAY		0- 0	0- 0	0- 0	
0- 0		0- 0		0- 0	NEUTRAL		0- 0	0- 0	0- 0	

RPI 1-25				RPI 26-50				RPI 51-100				RPI 101+ Team's RPI: 204			
RPI	S	Opponent	Score	RPI	S	Opponent	Score	RPI	S	Opponent	Score	RPI	S	Opponent	Score
5	N	NC State	61 69					55	H	Maryl and	30 69	115	A	James Madi son	37 50
								96	N	Georgi a Tech	55 70	211	A	Iona	43 52
												228	H	Towson	76 63
												235	H	Pri nceton	64 49

LAST 12 Division I GAMES:															
228	H	Towson	76 63	96	N	Georgi a Tech	55 70	211	A	Iona	43 52				
5	N	NC State	61 69					55	H	Maryl and	30 69				
								235	H	Pri nceton	64 49				
								115	A	James Madi son	37 50				

Non-Div I Games:

George Washington

Average RPI	Win:	243	WON-LOST	WINNING	LAST 10	STRENGTH OF	OPP. STRENGTH	TEAM	ADJ.	CONF.	ADJ CONF.
Average RPI	Loss:	64	RECORD	PCT. RANK	GAMES	SCHEDULE	OF SCHEDULE	RPI	RPI	RPI	RPI
DIV. I ONLY		5- 3		117	1- 0	167		208	158	158	7 7
DIV. I NON-CONF.		5- 3		117	1- 0	167		208	158	158	7 7

TOTALS	RPI 1-25		RPI 26-50		W-L RECORDS	RPI 51-100		RPI 101-150		RPI 150+	
5- 3	0- 1		0- 0		OVERALL	0- 1		2- 1		3- 0	
4- 0	0- 0		0- 0		HOME	0- 0		2- 0		2- 0	
1- 1	0- 0		0- 0		AWAY	0- 0		0- 1		1- 0	
0- 2	0- 1		0- 0		NEUTRAL	0- 1		0- 0		0- 0	
5- 3	0- 1		0- 0		NON-CONFERENCE	0- 1		2- 1		3- 0	
4- 0	0- 0		0- 0		HOME	0- 0		2- 0		2- 0	
1- 1	0- 0		0- 0		AWAY	0- 0		0- 1		1- 0	
0- 2	0- 1		0- 0		NEUTRAL	0- 1		0- 0		0- 0	
0- 0	0- 0		0- 0		CONFERENCE	0- 0		0- 0		0- 0	
0- 0	0- 0		0- 0		HOME	0- 0		0- 0		0- 0	
0- 0	0- 0		0- 0		AWAY	0- 0		0- 0		0- 0	
0- 0	0- 0		0- 0		NEUTRAL	0- 0		0- 0		0- 0	

RPI 1-25				RPI 26-50				RPI 51-100				RPI 101+ Team's RPI: 158			
RPI	S	Opponent	Score	RPI	S	Opponent	Score	RPI	S	Opponent	Score	RPI	S	Opponent	Score
12	N	Bayl or	46 67					64	N	Buffal o	64 73	111	H	Fordham	58 38
												115	A	James Madi son	57 69
												119	H	Pi ttsburgh	70 41
												309	A	Ri chmond	73 53
												334	H	Loyol a Maryl and	45 30
												343	H	UMES	74 55
LAST 12 Di vi si on I GAMES:															
12	N	Bayl or	46 67	111	H	Fordham	58 38								
64	N	Buffal o	64 73	309	A	Ri chmond	73 53								
119	H	Pi ttsburgh	70 41												
115	A	James Madi son	57 69												
334	H	Loyol a Maryl and	45 30												
343	H	UMES	74 55												

Non-Di v I Games:

Georgetown

Average RPI Win: 256

Average RPI Loss: 71

WON-LOST
RECORDWINNING
PCT. RANKLAST 10
GAMESSTRENGTH OF
SCHEDULEOPP. STRENGTH
OF SCHEDULETEAM
RPIADJ.
RPICONF.
RPIADJ CONF.
RPIDIV. I ONLY
DIV. I NON-CONF.4- 3
4- 3137
1371- 0
1- 0188
188195
195175
175175
1755
55
5

TOTALS

RPI 1-25

RPI 26-50

W-L RECORDS

RPI 51-100

RPI 101-150

RPI 150+

4- 3
3- 0
0- 2
1- 10- 0
0- 0
0- 0
0- 00- 0
0- 0
0- 0
0- 0OVERALL
HOME
AWAY
NEUTRAL0- 3
0- 0
0- 2
0- 10- 0
0- 0
0- 0
0- 04- 0
3- 0
0- 0
1- 04- 3
3- 0
0- 2
1- 10- 0
0- 0
0- 0
0- 00- 0
0- 0
0- 0
0- 0NON-CONFERENCE
HOME
AWAY
NEUTRAL0- 3
0- 0
0- 2
0- 10- 0
0- 0
0- 0
0- 04- 0
3- 0
0- 0
1- 00- 0
0- 0
0- 0
0- 00- 0
0- 0
0- 0
0- 00- 0
0- 0
0- 0
0- 0CONFERENCE
HOME
AWAY
NEUTRAL0- 0
0- 0
0- 0
0- 00- 0
0- 0
0- 0
0- 00- 0
0- 0
0- 0
0- 0

RPI 1-25

RPI 26-50

RPI 51-100

RPI 101+

Team's RPI: 175

RPI S Opponent Score

RPI S Opponent Score

RPI S Opponent Score

RPI S Opponent Score

55 N Maryland 51 58
62 A UCLA 69 80
96 A Georgia Tech 53 63206 H Winthrop 85 39
236 H Mercer 67 60
239 H St. Bonaventure 67 40
341 N Morgan St. 60 33

LAST 12 Division I GAMES:

206 H Winthrop 85 39
239 H St. Bonaventure 67 40
236 H Mercer 67 60
55 N Maryland 51 58
341 N Morgan St. 60 33
96 A Georgia Tech 53 63
62 A UCLA 69 80

Non-Div I Games:

Georgia

Average RPI Win: 276

Average RPI Loss: 156

WON-LOST
RECORDWINNING
PCT. RANKLAST 10
GAMESSTRENGTH OF
SCHEDULEOPP. STRENGTH
OF SCHEDULETEAM
RPIADJ.
RPICONF.
RPIADJ CONF.
RPIDIV. I ONLY
DIV. I NON-CONF.3- 2
3- 2123
1230- 1
0- 1271
271216
216174
174174
17421
2121
21

TOTALS

RPI 1-25

RPI 26-50

W-L RECORDS

RPI 51-100

RPI 101-150

RPI 150+

3- 2

0- 0

0- 0

OVERALL

0- 0

0- 1

3- 1

1- 0

0- 0

0- 0

HOME

0- 0

0- 0

1- 0

2- 2

0- 0

0- 0

AWAY

0- 0

0- 1

2- 1

0- 0

0- 0

0- 0

NEUTRAL

0- 0

0- 0

0- 0

3- 2

0- 0

0- 0

NON-CONFERENCE

0- 0

0- 1

3- 1

1- 0

0- 0

0- 0

HOME

0- 0

0- 0

1- 0

2- 2

0- 0

0- 0

AWAY

0- 0

0- 1

2- 1

0- 0

0- 0

0- 0

NEUTRAL

0- 0

0- 0

0- 0

0- 0

0- 0

0- 0

CONFERENCE

0- 0

0- 0

0- 0

0- 0

0- 0

0- 0

HOME

0- 0

0- 0

0- 0

0- 0

0- 0

0- 0

AWAY

0- 0

0- 0

0- 0

0- 0

0- 0

0- 0

NEUTRAL

0- 0

0- 0

0- 0

RPI 1-25

RPI 26-50

RPI 51-100

RPI 101+

Team's RPI: 174

RPI S Opponent Score

RPI S Opponent Score

RPI S Opponent Score

RPI S Opponent Score

112	A	Middle Tenn.	54	69
199	A	Rice	49	66
207	A	Fla. Atlantic	75	59
297	A	FIU	67	61
325	H	UNC Greensboro	70	63

LAST 12 Division I GAMES:

112	A	Middle Tenn.	54	69	325	H	UNC Greensboro	70	63
199	A	Rice	49	66					
297	A	FIU	67	61					
207	A	Fla. Atlantic	75	59					

Non-Div I Games:

Georgia St.

Average RPI Win: 208

Average RPI Loss: 95

WON-LOST
RECORDWINNING
PCT. RANKLAST 10
GAMESSTRENGTH OF
SCHEDULEOPP. STRENGTH
OF SCHEDULETEAM
RPIADJ.
RPICONF.
RPIADJ CONF.
RPIDIV. I ONLY
DIV. I NON-CONF.5- 2
5- 280
800- 1
0- 1182
182135
13596
9696
961
11
1

TOTALS

RPI 1-25

RPI 26-50

W-L RECORDS

RPI 51-100

RPI 101-150

RPI 150+

5- 2
3- 0
0- 2
2- 00- 0
0- 0
0- 0
0- 00- 0
0- 0
0- 0
0- 0OVERALL
HOME
AWAY
NEUTRAL0- 1
0- 0
0- 1
0- 01- 1
0- 0
0- 1
1- 04- 0
3- 0
0- 0
1- 05- 2
3- 0
0- 2
2- 00- 0
0- 0
0- 0
0- 00- 0
0- 0
0- 0
0- 0NON-CONFERENCE
HOME
AWAY
NEUTRAL0- 1
0- 0
0- 1
0- 01- 1
0- 0
0- 1
1- 04- 0
3- 0
0- 0
1- 00- 0
0- 0
0- 0
0- 00- 0
0- 0
0- 0
0- 00- 0
0- 0
0- 0
0- 0CONFERENCE
HOME
AWAY
NEUTRAL0- 0
0- 0
0- 0
0- 00- 0
0- 0
0- 0
0- 00- 0
0- 0
0- 0
0- 0

RPI 1-25

RPI 26-50

RPI 51-100 Team's RPI: 96

RPI 101+

RPI S Opponent Score

RPI S Opponent Score

RPI S Opponent Score

RPI S Opponent Score

55 A Maryland 54 67

129 N Idaho St. 74 51

134 A Houston 89 95

175 H Georgia 63 53

204 N George Washington 70 55

209 H Appalachian St. 71 53

324 H Western Caro. 84 49

LAST 12 Division I GAMES:

209 H Appalachian St. 71 53
134 A Houston 89 9555 A Maryland 54 67
129 N Idaho St. 74 51
204 N George Washington 70 55
175 H Georgia 63 53
324 H Western Caro. 84 49

Non-Div I Games:

Georgia Tech

Average RPI Win: 170

Average RPI Loss: 1

WON-LOST
RECORDWINNING
PCT. RANKLAST 10
GAMESSTRENGTH OF
SCHEDULEOPP. STRENGTH
OF SCHEDULETEAM
RPIADJ.
RPICONF.
RPIADJ CONF.
RPIDIV. I ONLY
DIV. I NON-CONF.7- 1
7- 130
301- 0
1- 0231
2312
241
4141
416
66
6

TOTALS

RPI 1-25

RPI 26-50

W-L RECORDS

RPI 51-100

RPI 101-150

RPI 150+

7- 1 0- 1

0- 0

OVERALL

1- 0

2- 0

4- 0

3- 0 0- 0

0- 0

HOME

1- 0

1- 0

1- 0

2- 0 0- 0

0- 0

AWAY

0- 0

0- 0

2- 0

2- 1 0- 1

0- 0

NEUTRAL

0- 0

1- 0

1- 0

7- 1 0- 1

0- 0

NON-CONFERENCE

1- 0

2- 0

4- 0

3- 0 0- 0

0- 0

HOME

1- 0

1- 0

1- 0

2- 0 0- 0

0- 0

AWAY

0- 0

0- 0

2- 0

2- 1 0- 1

0- 0

NEUTRAL

0- 0

1- 0

1- 0

0- 0 0- 0

0- 0

CONFERENCE

0- 0

0- 0

0- 0

0- 0 0- 0

0- 0

HOME

0- 0

0- 0

0- 0

0- 0 0- 0

0- 0

AWAY

0- 0

0- 0

0- 0

0- 0 0- 0

0- 0

NEUTRAL

0- 0

0- 0

0- 0

RPI 1-25

RPI 26-50

Team's RPI: 41

RPI 51-100

RPI 101+

RPI	S	Opponent	Score
1	N	Notre Dame	65 81

RPI	S	Opponent	Score
-----	---	----------	-------

RPI	S	Opponent	Score
92	H	Montana	76 52

RPI	S	Opponent	Score
129	H	Idaho St.	70 51
131	N	Rutgers	57 40
165	H	Colorado St.	50 39
195	N	Western Ky.	76 55
203	A	UNLV	70 59
278	A	Eastern Wash.	63 51

LAST 12 Division I GAMES:

195	N	Western Ky.	76	55	203	A	UNLV	70	59
131	N	Rutgers	57	40	129	H	Idaho St.	70	51
165	H	Colorado St.	50	39	278	A	Eastern Wash.	63	51
1	N	Notre Dame	65	81	92	H	Montana	76	52

Non-Div I Games:

Gonzaga

Average RPI	Win: 340	WON-LOST	WINNING	LAST 10	STRENGTH OF	OPP. STRENGTH	TEAM	ADJ.	CONF.	ADJ CONF.
Average RPI	Loss: 138	RECORD	PCT. RANK	GAMES	SCHEDULE	OF SCHEDULE	RPI	RPI	RPI	RPI
DIV. I ONLY	1- 4	277	0- 1	194	206	289	289	26	26	
DIV. I NON-CONF.	1- 4	277	0- 1	194	206	289	289	26	26	

TOTALS	RPI 1-25	RPI 26-50	W-L RECORDS	RPI 51-100	RPI 101-150	RPI 150+				
1- 4	0- 0	0- 1	OVERALL	0- 1	0- 0	1- 2				
1- 0	0- 0	0- 0	HOME	0- 0	0- 0	1- 0				
0- 4	0- 0	0- 1	AWAY	0- 1	0- 0	0- 2				
0- 0	0- 0	0- 0	NEUTRAL	0- 0	0- 0	0- 0				
1- 4	0- 0	0- 1	NON-CONFERENCE	0- 1	0- 0	1- 2				
1- 0	0- 0	0- 0	HOME	0- 0	0- 0	1- 0				
0- 4	0- 0	0- 1	AWAY	0- 1	0- 0	0- 2				
0- 0	0- 0	0- 0	NEUTRAL	0- 0	0- 0	0- 0				
0- 0	0- 0	0- 0	CONFERENCE	0- 0	0- 0	0- 0				
0- 0	0- 0	0- 0	HOME	0- 0	0- 0	0- 0				
0- 0	0- 0	0- 0	AWAY	0- 0	0- 0	0- 0				
0- 0	0- 0	0- 0	NEUTRAL	0- 0	0- 0	0- 0				

RPI 1-25				RPI 26-50				RPI 51-100				RPI 101+				Team's RPI: 289
RPI	S	Opponent	Score	RPI	S	Opponent	Score	RPI	S	Opponent	Score	RPI	S	Opponent	Score	
				30	A	Auburn	48 97	60	A	Al abama	55 73	221	A	UT Arl ington	54 78	
												241	A	Southern Mi ss.	47 68	
												340	H	McNeese	75 51	
LAST 12 Di vi si on I GAMES:																
				241	A	Southern Mi ss.	47 68	60	A	Al abama	55 73					
				340	H	McNeese	75 51	221	A	UT Arl ington	54 78					
				30	A	Auburn	48 97									

Non-Di v I Games:

Grambling

Grand Canyon

Through Games Of Dec. 1, 2018

Average RPI Win:	330	WON-LOST	WINNING	LAST 10	STRENGTH OF	OPP. STRENGTH	TEAM	ADJ.	CONF.	ADJ CONF.
Average RPI Loss:	119	RECORD	PCT. RANK	GAMES	SCHEDULE	OF SCHEDULE	RPI	RPI	RPI	RPI
DIV. I ONLY	2- 3	207	1- 0	293	238	301	301	30	30	
DIV. I NON-CONF.	2- 3	207	1- 0	293	238	301	301	30	30	

TOTALS	RPI 1-25	RPI 26-50	W-L RECORDS	RPI 51-100	RPI 101-150	RPI 150+				
2- 3	0- 0	0- 1	OVERALL	0- 0	0- 1	2- 1				
2- 1	0- 0	0- 1	HOME	0- 0	0- 0	2- 0				
0- 2	0- 0	0- 0	AWAY	0- 0	0- 1	0- 1				
0- 0	0- 0	0- 0	NEUTRAL	0- 0	0- 0	0- 0				
2- 3	0- 0	0- 1	NON-CONFERENCE	0- 0	0- 1	2- 1				
2- 1	0- 0	0- 1	HOME	0- 0	0- 0	2- 0				
0- 2	0- 0	0- 0	AWAY	0- 0	0- 1	0- 1				
0- 0	0- 0	0- 0	NEUTRAL	0- 0	0- 0	0- 0				
0- 0	0- 0	0- 0	CONFERENCE	0- 0	0- 0	0- 0				
0- 0	0- 0	0- 0	HOME	0- 0	0- 0	0- 0				
0- 0	0- 0	0- 0	AWAY	0- 0	0- 0	0- 0				
0- 0	0- 0	0- 0	NEUTRAL	0- 0	0- 0	0- 0				

RPI 1-25				RPI 26-50				RPI 51-100				RPI 101+ Team's RPI: 301			
RPI	S	Opponent	Score	RPI	S	Opponent	Score	RPI	S	Opponent	Score	RPI	S	Opponent	Score
				47	H	Indiana St.	81 88					150	A	UNCW	55 77
												161	A	East Carolina	47 59
												313	H	Incarnate Word	74 63
												347	H	LIU Brooklyn	65 62
LAST 12 Division I GAMES:															
				347	H	LIU Brooklyn	65 62	161	A	East Carolina	47 59				
				47	H	Indiana St.	81 88	313	H	Incarnate Word	74 63				
				150	A	UNCW	55 77								

Non-Div I Games:

Grand Canyon

■ Loss,
 ■ Non-Conf,
 ■ S Site,
 ■ H Home
 ■ A Away
 N Neutral

Average RPI	Win:	127	WON-LOST	WINNING	LAST 10	STRENGTH OF	OPP. STRENGTH	TEAM	ADJ.	CONF.	ADJ CONF.
Average RPI	Loss:	54	RECORD	PCT. RANK	GAMES	SCHEDULE	OF SCHEDULE	RPI	RPI	RPI	RPI
DIV. I ONLY		3- 4		193	0- 1	33	57	65	65	15	15
DIV. I NON-CONF.		3- 4		193	0- 1	33	57	65	65	15	15

TOTALS	RPI 1-25		RPI 26-50		W-L RECORDS	RPI 51-100		RPI 101-150		RPI 150+	
3- 4	0- 2		0- 0		OVERALL	0- 2		3- 0		0- 0	
2- 1	0- 0		0- 0		HOME	0- 1		2- 0		0- 0	
1- 3	0- 2		0- 0		AWAY	0- 1		1- 0		0- 0	
0- 0	0- 0		0- 0		NEUTRAL	0- 0		0- 0		0- 0	
3- 4	0- 2		0- 0		NON-CONFERENCE	0- 2		3- 0		0- 0	
2- 1	0- 0		0- 0		HOME	0- 1		2- 0		0- 0	
1- 3	0- 2		0- 0		AWAY	0- 1		1- 0		0- 0	
0- 0	0- 0		0- 0		NEUTRAL	0- 0		0- 0		0- 0	
0- 0	0- 0		0- 0		CONFERENCE	0- 0		0- 0		0- 0	
0- 0	0- 0		0- 0		HOME	0- 0		0- 0		0- 0	
0- 0	0- 0		0- 0		AWAY	0- 0		0- 0		0- 0	
0- 0	0- 0		0- 0		NEUTRAL	0- 0		0- 0		0- 0	

RPI 1-25				RPI 26-50				RPI 51-100 Team's RPI: 65				RPI 101+			
RPI	S	Opponent	Score	RPI	S	Opponent	Score	RPI	S	Opponent	Score	RPI	S	Opponent	Score
11	A	South Dakota	49 55					89	A	DePaul	64 73	108	A	Missouri	56 49
24	A	South Dakota St.	47 77					90	H	Northwestern	55 57	124	H	Maine	70 39
												149	H	Dayton	51 35
LAST 12 Division I GAMES:															
108	A	Missouri	56 49	11	A	South Dakota	49 55	24	A	South Dakota St.	47 77				
89	A	DePaul	64 73					149	H	Dayton	51 35				
90	H	Northwestern	55 57					124	H	Maine	70 39				

Non-Div I Games:

Green Bay

Average RPI Win: 169

Average RPI Loss: 61

WON-LOST
RECORDWINNING
PCT. RANKLAST 10
GAMESSTRENGTH OF
SCHEDULEOPP. STRENGTH
OF SCHEDULETEAM
RPIADJ.
RPICONF.
RPIADJ CONF.
RPIDIV. I ONLY
DIV. I NON-CONF.3- 1
3- 168
681- 0
1- 0201
20147
47120
120120
12029
2929
29

TOTALS

RPI 1-25

RPI 26-50

W-L RECORDS

RPI 51-100

RPI 101-150

RPI 150+

3- 1

0- 0

0- 0

OVERALL

0- 1

1- 0

2- 0

2- 1

0- 0

0- 0

HOME

0- 1

1- 0

1- 0

1- 0

0- 0

0- 0

AWAY

0- 0

0- 0

1- 0

0- 0

0- 0

0- 0

NEUTRAL

0- 0

0- 0

0- 0

3- 1

0- 0

0- 0

NON-CONFERENCE

0- 1

1- 0

2- 0

2- 1

0- 0

0- 0

HOME

0- 1

1- 0

1- 0

1- 0

0- 0

0- 0

AWAY

0- 0

0- 0

1- 0

0- 0

0- 0

0- 0

NEUTRAL

0- 0

0- 0

0- 0

0- 0

0- 0

0- 0

CONFERENCE

0- 0

0- 0

0- 0

0- 0

0- 0

0- 0

HOME

0- 0

0- 0

0- 0

0- 0

0- 0

0- 0

AWAY

0- 0

0- 0

0- 0

0- 0

0- 0

0- 0

NEUTRAL

0- 0

0- 0

0- 0

RPI 1-25

RPI 26-50

RPI 51-100

RPI 101+

Team's RPI: 120

RPI S Opponent Score

RPI S Opponent Score

RPI S Opponent Score

RPI S Opponent Score

61 H Chattanooga 50 58

115 H James Madison 72 65

184 H Samford 64 57

207 A Fla. Atlantic 72 68

LAST 12 Division I GAMES:

184 H Samford 64 57
115 H James Madison 72 65
61 H Chattanooga 50 58

207 A Fla. Atlantic 72 68

Hampton

Hampton

Non-Div I Games:

Hampton

Average RPI Win: 222		WON-LOST	WINNING	LAST 10	STRENGTH OF		OPP. STRENGTH	TEAM	ADJ.	CONF.	ADJ CONF.
Average RPI Loss: 81		RECORD	PCT. RANK	GAMES	SCHEDULE		OF SCHEDULE	RPI	RPI	RPI	RPI
DIV. I ONLY		3- 5	218	0- 1	88		138	180	180	25	25
DIV. I NON-CONF.		3- 5	218	0- 1	88		138	180	180	25	25

TOTALS		RPI 1-25		RPI 26-50	W-L RECORDS		RPI 51-100	RPI 101-150		RPI 150+	
3- 5		0- 1		0- 1	OVERALL		0- 2	1- 0		2- 1	
3- 0		0- 0		0- 0	HOME		0- 0	1- 0		2- 0	
0- 3		0- 0		0- 1	AWAY		0- 2	0- 0		0- 0	
0- 2		0- 1		0- 0	NEUTRAL		0- 0	0- 0		0- 1	
3- 5		0- 1		0- 1	NON-CONFERENCE		0- 2	1- 0		2- 1	
3- 0		0- 0		0- 0	HOME		0- 0	1- 0		2- 0	
0- 3		0- 0		0- 1	AWAY		0- 2	0- 0		0- 0	
0- 2		0- 1		0- 0	NEUTRAL		0- 0	0- 0		0- 1	
0- 0		0- 0		0- 0	CONFERENCE		0- 0	0- 0		0- 0	
0- 0		0- 0		0- 0	HOME		0- 0	0- 0		0- 0	
0- 0		0- 0		0- 0	AWAY		0- 0	0- 0		0- 0	
0- 0		0- 0		0- 0	NEUTRAL		0- 0	0- 0		0- 0	

RPI 1-25				RPI 26-50				RPI 51-100				RPI 101+ Team's RPI: 180			
RPI	S	Opponent	Score	RPI	S	Opponent	Score	RPI	S	Opponent	Score	RPI	S	Opponent	Score
6	N	Louisville	69 86	28	A	Miami (FL)	62 75	53	A	New Mexico	65 72	128	H	Harvard	73 60
								98	A	Villanova	41 59	196	H	William & Mary	50 45
												219	N	Southern Ill.	50 72
												341	H	Morgan St.	80 59

LAST 12 Division I GAMES:															
128	H	Harvard	73 60	53	A	New Mexico	65 72	28	A	Miami (FL)	62 75	196	H	William & Mary	50 45
341	H	Morgan St.	80 59	98	A	Villanova	41 59	6	N	Louisville	69 86	219	N	Southern Ill.	50 72

Non-Div I Games:

Hartford

Average RPI	Win:	241	WON-LOST	WINNING	LAST 10	STRENGTH OF	OPP. STRENGTH	TEAM	ADJ.	CONF.	ADJ CONF.
Average RPI	Loss:	71	RECORD	PCT. RANK	GAMES	SCHEDULE	OF SCHEDULE	RPI	RPI	RPI	RPI
DIV. I ONLY		4- 4	160	1- 0	171	50	128	128	23	23	
DIV. I NON-CONF.		4- 4	160	1- 0	171	50	128	128	23	23	

TOTALS	RPI 1-25		RPI 26-50		W-L RECORDS	RPI 51-100	RPI 101-150		RPI 150+		
4- 4	0- 2		0- 0		OVERALL	0- 1	1- 0		3- 1		
1- 1	0- 1		0- 0		HOME	0- 0	0- 0		1- 0		
2- 3	0- 1		0- 0		AWAY	0- 1	1- 0		1- 1		
1- 0	0- 0		0- 0		NEUTRAL	0- 0	0- 0		1- 0		
4- 4	0- 2		0- 0		NON-CONFERENCE	0- 1	1- 0		3- 1		
1- 1	0- 1		0- 0		HOME	0- 0	0- 0		1- 0		
2- 3	0- 1		0- 0		AWAY	0- 1	1- 0		1- 1		
1- 0	0- 0		0- 0		NEUTRAL	0- 0	0- 0		1- 0		
0- 0	0- 0		0- 0		CONFERENCE	0- 0	0- 0		0- 0		
0- 0	0- 0		0- 0		HOME	0- 0	0- 0		0- 0		
0- 0	0- 0		0- 0		AWAY	0- 0	0- 0		0- 0		
0- 0	0- 0		0- 0		NEUTRAL	0- 0	0- 0		0- 0		

RPI 1-25				RPI 26-50				RPI 51-100				RPI 101+ Team's RPI: 128			
RPI	S	Opponent	Score	RPI	S	Opponent	Score	RPI	S	Opponent	Score	RPI	S	Opponent	Score
1	A	Notre Dame	58 103					83	A	Purdue	65 66	132	A	CSUN	75 55
21	H	Qui nni pi ac	67 72									180	A	Hartford	60 73
												257	A	Si ena	73 54
												260 N		Jacksonville St.	69 62
												315	H	La Salle	88 43

LAST 12 Division I GAMES:															
132	A	CSUN	75 55	180	A	Hartford	60 73	257	A	Si ena	73 54	315	H	La Salle	88 43
21	H	Qui nni pi ac	67 72	83	A	Purdue	65 66	1	A	Notre Dame	58 103				
260 N		Jacksonville St.	69 62												

Non-Div I Games:

Harvard

Average RPI Win: 282

Average RPI Loss: 94

WON-LOST
RECORDWINNING
PCT. RANKLAST 10
GAMESSTRENGTH OF
SCHEDULEOPP. STRENGTH
OF SCHEDULETEAM
RPIADJ.
RPICONF.
RPIADJ CONF.
RPIDIV. I ONLY
DIV. I NON-CONF.1- 7
1- 7313
3130- 1
0- 1107
10792
92268
268268
26818
1818
18

TOTALS

RPI 1-25

RPI 26-50

W-L RECORDS

RPI 51-100

RPI 101-150

RPI 150+

1- 7 0- 1
1- 5 0- 1
0- 2 0- 0
0- 0 0- 00- 1
0- 1
0- 0
0- 0OVERALL
HOME
AWAY
NEUTRAL0- 3
0- 3
0- 0
0- 00- 0
0- 0
0- 0
0- 01- 2
1- 0
0- 2
0- 01- 7 0- 1
1- 5 0- 1
0- 2 0- 0
0- 0 0- 00- 1
0- 1
0- 0
0- 0NON-CONFERENCE
HOME
AWAY
NEUTRAL0- 3
0- 3
0- 0
0- 00- 0
0- 0
0- 0
0- 01- 2
1- 0
0- 2
0- 00- 0 0- 0
0- 0 0- 0
0- 0 0- 0
0- 0 0- 00- 0
0- 0
0- 0
0- 0CONFERENCE
HOME
AWAY
NEUTRAL0- 0
0- 0
0- 0
0- 00- 0
0- 0
0- 0
0- 00- 0
0- 0
0- 0
0- 0

RPI 1-25

RPI 26-50

RPI 51-100

RPI 101+

Team's RPI: 268

RPI S Opponent Score
15 H Stanford 59 81RPI S Opponent Score
27 H Pepperdi ne 64 65RPI S Opponent Score
59 H American 57 69
82 H Portl and 65 72
86 H FGCU 67 73RPI S Opponent Score
167 A San Diego 50 58
224 A San Diego St. 57 58
282 H Seattle U 67 51

LAST 12 Division I GAMES:

86 H FGCU	67 73	15 H Stanford	59 81
59 H American	57 69	27 H Pepperdi ne	64 65
282 H Seattle U	67 51		
82 H Portland	65 72		
167 A San Diego	50 58		
224 A San Diego St.	57 58		

Non-Div I Games:

Hawai i

Average RPI Win:	335	WON-LOST	WINNING	LAST 10	STRENGTH OF	OPP. STRENGTH	TEAM	ADJ.	CONF.	ADJ CONF.
Average RPI Loss:	140	RECORD	PCT. RANK	GAMES	SCHEDULE	OF SCHEDULE	RPI	RPI	RPI	RPI
DIV. I ONLY	2- 3	207	1- 0	240	312	277	277	29	29	
DIV. I NON-CONF.	2- 3	207	1- 0	240	312	277	277	29	29	

TOTALS	RPI 1-25	RPI 26-50	W-L RECORDS	RPI 51-100	RPI 101-150	RPI 150+				
2- 3	0- 1	0- 0	OVERALL	0- 0	0- 1	2- 1				
2- 0	0- 0	0- 0	HOME	0- 0	0- 0	2- 0				
0- 3	0- 1	0- 0	AWAY	0- 0	0- 1	0- 1				
0- 0	0- 0	0- 0	NEUTRAL	0- 0	0- 0	0- 0				
2- 3	0- 1	0- 0	NON-CONFERENCE	0- 0	0- 1	2- 1				
2- 0	0- 0	0- 0	HOME	0- 0	0- 0	2- 0				
0- 3	0- 1	0- 0	AWAY	0- 0	0- 1	0- 1				
0- 0	0- 0	0- 0	NEUTRAL	0- 0	0- 0	0- 0				
0- 0	0- 0	0- 0	CONFERENCE	0- 0	0- 0	0- 0				
0- 0	0- 0	0- 0	HOME	0- 0	0- 0	0- 0				
0- 0	0- 0	0- 0	AWAY	0- 0	0- 0	0- 0				
0- 0	0- 0	0- 0	NEUTRAL	0- 0	0- 0	0- 0				

RPI 1-25				RPI 26-50				RPI 51-100				RPI 101+ Team's RPI: 277			
RPI	S	Opponent	Score	RPI	S	Opponent	Score	RPI	S	Opponent	Score	RPI	S	Opponent	Score
16	A	Kentucky	49 71									139	A	Mi ami (OH)	55 68
												264	A	Davi dson	62 71
												325	H	UNC Greensboro	82 75
												344	H	N. C. Central	80 69
LAST 12 Division I GAMES:															
								325	H	UNC Greensboro	82 75				
								264	A	Davi dson	62 71				
								139	A	Mi ami (OH)	55 68				
								16	A	Kentucky	49 71				
								344	H	N. C. Central	80 69				

Non-Div I Games: Greensboro 102 50 Mars Hill 86 36

High Point

Hofstra				Through Games Of Dec. 1, 2018							
Average RPI	Win:	240	WON-LOST	WINNING	LAST 10	STRENGTH OF	OPP. STRENGTH	TEAM	ADJ.	CONF.	ADJ CONF.
Average RPI	Loss:	189	RECORD	PCT. RANK	GAMES	SCHEDULE	OF SCHEDULE	RPI	RPI	RPI	RPI
DIV. I ONLY		3- 5	218	0- 1	269	220	290	290	13	13	
DIV. I NON-CONF.		3- 5	218	0- 1	269	220	290	290	13	13	

TOTALS	RPI 1-25		RPI 26-50		W-L RECORDS	RPI 51-100		RPI 101-150		RPI 150+	
3- 5	0- 0		0- 0		OVERALL	0- 0		0- 2		3- 3	
1- 2	0- 0		0- 0		HOME	0- 0		0- 0		1- 2	
1- 1	0- 0		0- 0		AWAY	0- 0		0- 1		1- 0	
1- 2	0- 0		0- 0		NEUTRAL	0- 0		0- 1		1- 1	
3- 5	0- 0		0- 0		NON-CONFERENCE	0- 0		0- 2		3- 3	
1- 2	0- 0		0- 0		HOME	0- 0		0- 0		1- 2	
1- 1	0- 0		0- 0		AWAY	0- 0		0- 1		1- 0	
1- 2	0- 0		0- 0		NEUTRAL	0- 0		0- 1		1- 1	
0- 0	0- 0		0- 0		CONFERENCE	0- 0		0- 0		0- 0	
0- 0	0- 0		0- 0		HOME	0- 0		0- 0		0- 0	
0- 0	0- 0		0- 0		AWAY	0- 0		0- 0		0- 0	
0- 0	0- 0		0- 0		NEUTRAL	0- 0		0- 0		0- 0	

RPI 1-25				RPI 26-50				RPI 51-100				RPI 101+ Team's RPI: 290			
RPI	S	Opponent	Score	RPI	S	Opponent	Score	RPI	S	Opponent	Score	RPI	S	Opponent	Score
												109	A	Stony Brook	49 77
												143	N	Marist	57 71
												160	N	Wright St.	64 93
												211	H	Iona	74 49
												230	H	Sacred Heart	64 70
												239	A	St. Bonaventure	67 59
												269	N	Stetson	53 50
												304	H	Columbia	63 65

LAST 12 Division I GAMES:															
				230	H	Sacred Heart	64 70	304	H	Columbia	63 65				
				269	N	Stetson	53 50	211	H	Iona	74 49				
				143	N	Marist	57 71								
				160	N	Wright St.	64 93								
				239	A	St. Bonaventure	67 59								
				109	A	Stony Brook	49 77								

Non-Div I Games:

Hofstra

Average RPI Win:	258	WON-LOST	WINNING	LAST 10	STRENGTH OF	OPP. STRENGTH	TEAM	ADJ.	CONF.	ADJ CONF.
Average RPI Loss:	139	RECORD	PCT. RANK	GAMES	SCHEDULE	OF SCHEDULE	RPI	RPI	RPI	RPI
DIV. I ONLY	4- 2	97	1- 0	134	265	123	123	19	19	
DIV. I NON-CONF.	4- 2	97	1- 0	134	265	123	123	19	19	
TOTALS	RPI 1-25	RPI 26-50	W-L RECORDS	RPI 51-100	RPI 101-150	RPI 150+				
4- 2	0- 0	0- 0	OVERALL	0- 1	1- 0	3- 1				
2- 1	0- 0	0- 0	HOME	0- 0	1- 0	1- 1				
2- 1	0- 0	0- 0	AWAY	0- 1	0- 0	2- 0				
0- 0	0- 0	0- 0	NEUTRAL	0- 0	0- 0	0- 0				
4- 2	0- 0	0- 0	NON-CONFERENCE	0- 1	1- 0	3- 1				
2- 1	0- 0	0- 0	HOME	0- 0	1- 0	1- 1				
2- 1	0- 0	0- 0	AWAY	0- 1	0- 0	2- 0				
0- 0	0- 0	0- 0	NEUTRAL	0- 0	0- 0	0- 0				
0- 0	0- 0	0- 0	CONFERENCE	0- 0	0- 0	0- 0				
0- 0	0- 0	0- 0	HOME	0- 0	0- 0	0- 0				
0- 0	0- 0	0- 0	AWAY	0- 0	0- 0	0- 0				
0- 0	0- 0	0- 0	NEUTRAL	0- 0	0- 0	0- 0				

RPI 1-25	RPI 26-50	RPI 51-100	RPI 101+	Team's RPI: 123
RPI S Opponent Score	RPI S Opponent Score	RPI S Opponent Score	RPI S Opponent Score	
		58 A Boston College 63 89	114 H Rhode Island 73 65	
			220 H Brown 85 89	
			283 H Rider 71 61	
			298 A Vermont 65 40	
			338 A Albany (NY) 56 50	
LAST 12 Division I GAMES:				
	58 A Boston College 63 89	298 A Vermont 65 40		
	283 H Rider 71 61	338 A Albany (NY) 56 50		
		114 H Rhode Island 73 65		
		220 H Brown 85 89		

Non-Div I Games:

Holy Cross

H
o
u
s
t
o
n

Houston				Through Games Of Dec. 1, 2018											
Average RPI	Win:	243	WON-LOST	WINNING	LAST 10	STRENGTH OF	OPP. STRENGTH	TEAM	ADJ.	CONF.	ADJ CONF.				
Average RPI	Loss:	73	RECORD	PCT. RANK	GAMES	SCHEDULE	OF SCHEDULE	RPI	RPI	RPI	RPI				
DIV. I ONLY			4- 5	192	1- 0	117	90	134	134	8	8				
DIV. I NON-CONF.			4- 5	192	1- 0	117	90	134	134	8	8				

TOTALS		RPI 1-25	RPI 26-50		W-L RECORDS		RPI 51-100		RPI 101-150		RPI 150+				
4- 5		0- 1	0- 0		OVERALL		1- 3		0- 0		3- 1				
1- 2		0- 0	0- 0		HOME		1- 2		0- 0		0- 0				
3- 3		0- 1	0- 0		AWAY		0- 1		0- 0		3- 1				
0- 0		0- 0	0- 0		NEUTRAL		0- 0		0- 0		0- 0				
4- 5		0- 1	0- 0		NON-CONFERENCE		1- 3		0- 0		3- 1				
1- 2		0- 0	0- 0		HOME		1- 2		0- 0		0- 0				
3- 3		0- 1	0- 0		AWAY		0- 1		0- 0		3- 1				
0- 0		0- 0	0- 0		NEUTRAL		0- 0		0- 0		0- 0				
0- 0		0- 0	0- 0		CONFERENCE		0- 0		0- 0		0- 0				
0- 0		0- 0	0- 0		HOME		0- 0		0- 0		0- 0				
0- 0		0- 0	0- 0		AWAY		0- 0		0- 0		0- 0				
0- 0		0- 0	0- 0		NEUTRAL		0- 0		0- 0		0- 0				

RPI 1-25				RPI 26-50				RPI 51-100				RPI 101+ Team's RPI: 134			
RPI	S	Opponent	Score	RPI	S	Opponent	Score	RPI	S	Opponent	Score	RPI	S	Opponent	Score
2	A	Cal i forni a	79 80					53	H	New Mexi co	84 89	166	A	Loui si ana Tech	88 100
								58	H	Boston Colle ge	57 64	258	A	ETSU	84 77
								86	A	FGCU	71 76	304	A	Col umbi a	83 72
								96	H	Georgi a Tech	95 89	313	A	Incarnate Word	79 60

LAST 12 Division I GAMES:															
258	A	ETSU	84 77	58	H	Boston College	57 64								
86	A	FGCU	71 76	313	A	Incarnate Word	79 60								
53	H	New Mexi co	84 89	166	A	Loui si ana Tech	88 100								
304	A	Col umbi a	83 72	96	H	Georgi a Tech	95 89								
				2	A	Cal i forni a	79 80								

H
o
u
s
t
o
n

Non-Div I Games:

Houston

Average RPI Win: 0		WON-LOST		WINNING		LAST 10		STRENGTH OF		OPP. STRENGTH		TEAM		ADJ.		CONF.		ADJ CONF.	
Average RPI Loss: 157		RECORD		PCT. RANK		GAMES		SCHEDULE		OF SCHEDULE		RPI		RPI		RPI		RPI	
DIV. I ONLY		0- 2		321		0- 0		14		266		205		205		22		22	
DIV. I NON-CONF.		0- 2		321		0- 0		14		266		205		205		22		22	
TOTALS		RPI 1-25		RPI 26-50		W-L RECORDS		RPI 51-100		RPI 101-150		RPI 150+							
0- 2		0- 0		0- 0		OVERALL		0- 0		0- 1		0- 1							
0- 0		0- 0		0- 0		HOME		0- 0		0- 0		0- 0							
0- 2		0- 0		0- 0		AWAY		0- 0		0- 1		0- 1							
0- 0		0- 0		0- 0		NEUTRAL		0- 0		0- 0		0- 0							
0- 2		0- 0		0- 0		NON-CONFERENCE		0- 0		0- 1		0- 1							
0- 0		0- 0		0- 0		HOME		0- 0		0- 0		0- 0							
0- 2		0- 0		0- 0		AWAY		0- 0		0- 1		0- 1							
0- 0		0- 0		0- 0		NEUTRAL		0- 0		0- 0		0- 0							
0- 0		0- 0		0- 0		CONFERENCE		0- 0		0- 0		0- 0							
0- 0		0- 0		0- 0		HOME		0- 0		0- 0		0- 0							
0- 0		0- 0		0- 0		AWAY		0- 0		0- 0		0- 0							
0- 0		0- 0		0- 0		NEUTRAL		0- 0		0- 0		0- 0							

RPI 1-25				RPI 26-50				RPI 51-100				RPI 101+ Team's RPI: 205			
RPI	S	Opponent	Score	RPI	S	Opponent	Score	RPI	S	Opponent	Score	RPI	S	Opponent	Score
												141	A	Texas Tech	76 82
												172	A	Wi chi ta St.	50 68

Howard

H
o
w
a
r
d

Howard

I
U
P
U
I

I
U
P
U
I

I UPU I

Average RPI Win:	180	WON-LOST	WINNING	LAST 10	STRENGTH OF	OPP. STRENGTH	TEAM	ADJ.	CONF.	ADJ CONF.
Average RPI Loss:	120	RECORD	PCT. RANK	GAMES	SCHEDULE	OF SCHEDULE	RPI	RPI	RPI	RPI
DIV. I ONLY	3- 3	160	1- 0	96	113	113	113	10	10	
DIV. I NON-CONF.	3- 3	160	1- 0	96	113	113	113	10	10	

TOTALS	RPI 1-25	RPI 26-50	W-L RECORDS	RPI 51-100	RPI 101-150	RPI 150+				
3- 3	0- 1	0- 1	OVERALL	0- 0	2- 0	1- 1				
2- 0	0- 0	0- 0	HOME	0- 0	1- 0	1- 0				
1- 2	0- 1	0- 0	AWAY	0- 0	1- 0	0- 1				
0- 1	0- 0	0- 1	NEUTRAL	0- 0	0- 0	0- 0				
3- 3	0- 1	0- 1	NON-CONFERENCE	0- 0	2- 0	1- 1				
2- 0	0- 0	0- 0	HOME	0- 0	1- 0	1- 0				
1- 2	0- 1	0- 0	AWAY	0- 0	1- 0	0- 1				
0- 1	0- 0	0- 1	NEUTRAL	0- 0	0- 0	0- 0				
0- 0	0- 0	0- 0	CONFERENCE	0- 0	0- 0	0- 0				
0- 0	0- 0	0- 0	HOME	0- 0	0- 0	0- 0				
0- 0	0- 0	0- 0	AWAY	0- 0	0- 0	0- 0				
0- 0	0- 0	0- 0	NEUTRAL	0- 0	0- 0	0- 0				

RPI 1-25				RPI 26-50				RPI 51-100				RPI 101+Team' s RPI : 113								
RPI	S	Opponent	Score	RPI	S	Opponent	Score	RPI	S	Opponent	Score	RPI	S	Opponent	Score					
15	A	Stanford	71 115	49	N	Boi se St.	85 91					132	H	CSUN	88 73					
												141	A	Texas Tech	88 77					
												267	H	San Franci sco	70 63					
												295	A	Long Beach St.	63 70					

LAST 12 Di vi si on I GAMES:																				
267	H	San Franci sco	70 63	15	A	Stanford	71 115	132	H	CSUN	88 73									
295	A	Long Beach St.	63 70	49	N	Boi se St.	85 91													
141	A	Texas Tech	88 77																	

Non-Div I Games:

Idaho

Average RPI Win:	282	WON-LOST	WINNING	LAST 10	STRENGTH OF	OPP. STRENGTH	TEAM	ADJ.	CONF.	ADJ CONF.
Average RPI Loss:	108	RECORD	PCT. RANK	GAMES	SCHEDULE	OF SCHEDULE	RPI	RPI	RPI	RPI
DIV. I ONLY	2- 4	226	0- 0	56	295	129	129	10	10	
DIV. I NON-CONF.	2- 4	226	0- 0	56	295	129	129	10	10	

TOTALS	RPI 1-25	RPI 26-50	W-L RECORDS	RPI 51-100	RPI 101-150	RPI 150+				
2- 4	0- 0	0- 1	OVERALL	0- 1	0- 1	2- 1				
0- 0	0- 0	0- 0	HOME	0- 0	0- 0	0- 0				
1- 3	0- 0	0- 1	AWAY	0- 0	0- 1	1- 1				
1- 1	0- 0	0- 0	NEUTRAL	0- 1	0- 0	1- 0				
2- 4	0- 0	0- 1	NON-CONFERENCE	0- 1	0- 1	2- 1				
0- 0	0- 0	0- 0	HOME	0- 0	0- 0	0- 0				
1- 3	0- 0	0- 1	AWAY	0- 0	0- 1	1- 1				
1- 1	0- 0	0- 0	NEUTRAL	0- 1	0- 0	1- 0				
0- 0	0- 0	0- 0	CONFERENCE	0- 0	0- 0	0- 0				
0- 0	0- 0	0- 0	HOME	0- 0	0- 0	0- 0				
0- 0	0- 0	0- 0	AWAY	0- 0	0- 0	0- 0				
0- 0	0- 0	0- 0	NEUTRAL	0- 0	0- 0	0- 0				

RPI 1-25				RPI 26-50				RPI 51-100				RPI 101+ Team's RPI: 129			
RPI	S	Opponent	Score	RPI	S	Opponent	Score	RPI	S	Opponent	Score	RPI	S	Opponent	Score
				41	A	Gonzaga	51 70	96	N	Georgi a Tech	51 74	126	A	Utah	60 74
												169	A	Ari zona	46 71
												262	N	Kennesaw St.	60 49
												302	A	Cal i forni a Baptist	72 57

LAST 12 Division I GAMES:															
				169	A	Ari zona	46 71	96	N	Georgi a Tech	51 74				
				302	A	Cal i forni a Baptist	72 57	262	N	Kennesaw St.	60 49				
								126	A	Utah	60 74				
								41	A	Gonzaga	51 70				

Non-Div I Games: Benedictine Mesa 88 51

Idaho St.

Average RPI	Win: 258	WON-LOST RECORD	WINNING PCT. RANK	LAST 10 GAMES	STRENGTH OF SCHEDULE	OPP. STRENGTH OF SCHEDULE	TEAM RPI	ADJ. RPI	CONF. RPI	ADJ CONF. RPI
Average RPI	Loss: 99									
DIV. I ONLY	5- 2	80	1- 0	255	191	168	168	4	4	
DIV. I NON-CONF.	5- 2	80	1- 0	255	191	168	168	4	4	

TOTALS	RPI 1-25	RPI 26-50	W-L RECORDS	RPI 51-100	RPI 101-150	RPI 150+				
5- 2	0- 0	0- 0	OVERALL	0- 1	0- 1	5- 0				
4- 0	0- 0	0- 0	HOME	0- 0	0- 0	4- 0				
1- 1	0- 0	0- 0	AWAY	0- 1	0- 0	1- 0				
0- 1	0- 0	0- 0	NEUTRAL	0- 0	0- 1	0- 0				
5- 2	0- 0	0- 0	NON-CONFERENCE	0- 1	0- 1	5- 0				
4- 0	0- 0	0- 0	HOME	0- 0	0- 0	4- 0				
1- 1	0- 0	0- 0	AWAY	0- 1	0- 0	1- 0				
0- 1	0- 0	0- 0	NEUTRAL	0- 0	0- 1	0- 0				
0- 0	0- 0	0- 0	CONFERENCE	0- 0	0- 0	0- 0				
0- 0	0- 0	0- 0	HOME	0- 0	0- 0	0- 0				
0- 0	0- 0	0- 0	AWAY	0- 0	0- 0	0- 0				
0- 0	0- 0	0- 0	NEUTRAL	0- 0	0- 0	0- 0				

RPI 1-25				RPI 26-50				RPI 51-100				RPI 101+ Team's RPI: 168			
RPI	S	Opponent	Score	RPI	S	Opponent	Score	RPI	S	Opponent	Score	RPI	S	Opponent	Score
								91	A	Clemson	67 69	107	N	Sacramento St.	107 109
												182	H	Eastern Mich.	72 66
												218	H	Alabama A&M	88 60
												292	A	Cal Poly	74 51
												293	H	Valparaiso	73 54
												304	H	Columbia	76 69
LAST 12 Division I GAMES:															
								182	H	Eastern Mich.	72 66	304	H	Columbia	76 69
								91	A	Clemson	67 69	293	H	Valparaiso	73 54
								107	N	Sacramento St.	107 109	218	H	Alabama A&M	88 60
								292	A	Cal Poly	74 51				

Non-Div I Games:

Illinois

Average RPI Win:	206	WON-LOST	WINNING	LAST 10	STRENGTH OF	OPP. STRENGTH	TEAM	ADJ.	CONF.	ADJ CONF.
Average RPI Loss:	185	RECORD	PCT. RANK	GAMES	SCHEDULE	OF SCHEDULE	RPI	RPI	RPI	RPI
DIV. I ONLY	2- 4	226	1- 0	249	204	284	284	16	16	
DIV. I NON-CONF.	2- 4	226	1- 0	249	204	284	284	16	16	
TOTALS	RPI 1-25	RPI 26-50	W-L RECORDS	RPI 51-100	RPI 101-150	RPI 150+				
2- 4	0- 0	0- 0	OVERALL	0- 1	0- 0	2- 3				
2- 0	0- 0	0- 0	HOME	0- 0	0- 0	2- 0				
0- 4	0- 0	0- 0	AWAY	0- 1	0- 0	0- 3				
0- 0	0- 0	0- 0	NEUTRAL	0- 0	0- 0	0- 0				
2- 4	0- 0	0- 0	NON-CONFERENCE	0- 1	0- 0	2- 3				
2- 0	0- 0	0- 0	HOME	0- 0	0- 0	2- 0				
0- 4	0- 0	0- 0	AWAY	0- 1	0- 0	0- 3				
0- 0	0- 0	0- 0	NEUTRAL	0- 0	0- 0	0- 0				
0- 0	0- 0	0- 0	CONFERENCE	0- 0	0- 0	0- 0				
0- 0	0- 0	0- 0	HOME	0- 0	0- 0	0- 0				
0- 0	0- 0	0- 0	AWAY	0- 0	0- 0	0- 0				
0- 0	0- 0	0- 0	NEUTRAL	0- 0	0- 0	0- 0				

RPI 1-25				RPI 26-50				RPI 51-100				RPI 101+ Team's RPI: 284					
RPI	S	Opponent	Score	RPI	S	Opponent	Score	RPI	S	Opponent	Score	RPI	S	Opponent	Score		
								94	A	Butler	56	58	155	H	North Dakota	67	55
													182	A	Eastern Mich.	41	50
													210	A	SIUE	61	68
													252	A	Cleveland St.	63	67
													256	H	Oakland	62	56
LAST 12 Division I GAMES:																	
														</			

Non-Div I Games:

Illinois St.

Average RPI	Win: 0	WON-LOST	WINNING	LAST 10	STRENGTH OF	OPP. STRENGTH	TEAM	ADJ.	CONF.	ADJ CONF.
Average RPI	Loss: 168	RECORD	PCT. RANK	GAMES	SCHEDULE	OF SCHEDULE	RPI	RPI	RPI	RPI
DIV. I ONLY	0- 7	321	0- 1	152	223	313	313	22	22	
DIV. I NON-CONF.	0- 7	321	0- 1	152	223	313	313	22	22	

TOTALS	RPI 1-25	RPI 26-50	W-L RECORDS	RPI 51-100	RPI 101-150	RPI 150+				
0- 7	0- 1	0- 1	OVERALL	0- 0	0- 1	0- 4				
0- 2	0- 0	0- 0	HOME	0- 0	0- 1	0- 1				
0- 5	0- 1	0- 1	AWAY	0- 0	0- 0	0- 3				
0- 0	0- 0	0- 0	NEUTRAL	0- 0	0- 0	0- 0				
0- 7	0- 1	0- 1	NON-CONFERENCE	0- 0	0- 1	0- 4				
0- 2	0- 0	0- 0	HOME	0- 0	0- 1	0- 1				
0- 5	0- 1	0- 1	AWAY	0- 0	0- 0	0- 3				
0- 0	0- 0	0- 0	NEUTRAL	0- 0	0- 0	0- 0				
0- 0	0- 0	0- 0	CONFERENCE	0- 0	0- 0	0- 0				
0- 0	0- 0	0- 0	HOME	0- 0	0- 0	0- 0				
0- 0	0- 0	0- 0	AWAY	0- 0	0- 0	0- 0				
0- 0	0- 0	0- 0	NEUTRAL	0- 0	0- 0	0- 0				

RPI 1-25				RPI 26-50				RPI 51-100				RPI 101+ Team's RPI: 313			
RPI	S	Opponent	Score	RPI	S	Opponent	Score	RPI	S	Opponent	Score	RPI	S	Opponent	Score
11	A	South Dakota	43 96	46	A	Arizona St.	43 81					134	H	Houston	60 79
												169	A	Arizona	42 84
												224	A	San Diego St.	38 81
												291	H	Weber St.	64 72
												301	A	Grand Canyon	63 74

LAST 12 Division I GAMES:															
169	A	Arizona	42 84	134	H	Houston	60 79	11	A	South Dakota	43 96	46	A	Arizona St.	43 81
291	H	Weber St.	64 72	301	A	Grand Canyon	63 74								
224	A	San Diego St.	38 81												

Non-Div I Games:

Incarnate Word

Indiana

Indiana

Non-Divisible Games:

Average RPI		Win: 247	WON-LOST RECORD	WINNING PCT. RANK	LAST 10 GAMES	STRENGTH OF SCHEDULE	OPP. STRENGTH OF SCHEDULE	TEAM RPI	ADJ. RPI	CONF. RPI	ADJ CONF. RPI
Loss: 74			4- 1	63	1- 0	103	272	47	47	16	16
DIV. I ONLY			4- 1	63	1- 0	103	272	47	47	16	16
DIV. I NON-CONF.			4- 1	63	1- 0	103	272	47	47	16	16
TOTALS		RPI 1-25		RPI 26-50		W-L RECORDS	RPI 51-100	RPI 101-150		RPI 150+	
4- 1	0- 0			0- 0		OVERALL	0- 1	0- 0		4- 0	
0- 0	0- 0			0- 0		HOME	0- 0	0- 0		0- 0	
4- 0	0- 0			0- 0		AWAY	0- 0	0- 0		4- 0	
0- 1	0- 0			0- 0		NEUTRAL	0- 1	0- 0		0- 0	
4- 1	0- 0			0- 0		NON-CONFERENCE	0- 1	0- 0		4- 0	
0- 0	0- 0			0- 0		HOME	0- 0	0- 0		0- 0	
4- 0	0- 0			0- 0		AWAY	0- 0	0- 0		4- 0	
0- 1	0- 0			0- 0		NEUTRAL	0- 1	0- 0		0- 0	
0- 0	0- 0			0- 0		CONFERENCE	0- 0	0- 0		0- 0	
0- 0	0- 0			0- 0		HOME	0- 0	0- 0		0- 0	
0- 0	0- 0			0- 0		AWAY	0- 0	0- 0		0- 0	
0- 0	0- 0			0- 0		NEUTRAL	0- 0	0- 0		0- 0	

RPI 1-25				RPI 26-50				Team's RPI: 47				RPI 51-100				RPI 101+			
RPI	S	Opponent	Score	RPI	S	Opponent	Score	RPI	S	Opponent	Score	RPI	S	Opponent	Score	RPI	S	Opponent	Score
												74	N	UC Irvine	61 77	179	A	Saint Louis	60 56
																191	A	Southeast Mo. St.	62 51
																301	A	Grand Canyon	88 81
																318	A	Marshall	62 53
LAST 12 Division I GAMES:																			
																191	A	Southeast Mo. St.	62 51
																74	N	UC Irvine	61 77
																301	A	Grand Canyon	88 81
																179	A	Saint Louis	60 56
																318	A	Marshall	62 53

Non-Div I Games:

Indiana St.

Average RPI	Win: 204	WON-LOST	WINNING	LAST 10	STRENGTH OF	OPP. STRENGTH	TEAM	ADJ.	CONF.	ADJ CONF.
Average RPI	Loss: 110	RECORD	PCT. RANK	GAMES	SCHEDULE	OF SCHEDULE	RPI	RPI	RPI	RPI
DIV. I ONLY	1- 5	287	0- 1	41	237	211	211	27	27	
DIV. I NON-CONF.	1- 5	287	0- 1	41	237	211	211	27	27	

TOTALS	RPI 1-25	RPI 26-50	W-L RECORDS	RPI 51-100	RPI 101-150	RPI 150+				
1- 5	0- 0	0- 1	OVERALL	0- 3	0- 0	1- 1				
1- 2	0- 0	0- 0	HOME	0- 2	0- 0	1- 0				
0- 3	0- 0	0- 1	AWAY	0- 1	0- 0	0- 1				
0- 0	0- 0	0- 0	NEUTRAL	0- 0	0- 0	0- 0				
1- 5	0- 0	0- 1	NON-CONFERENCE	0- 3	0- 0	1- 1				
1- 2	0- 0	0- 0	HOME	0- 2	0- 0	1- 0				
0- 3	0- 0	0- 1	AWAY	0- 1	0- 0	0- 1				
0- 0	0- 0	0- 0	NEUTRAL	0- 0	0- 0	0- 0				
0- 0	0- 0	0- 0	CONFERENCE	0- 0	0- 0	0- 0				
0- 0	0- 0	0- 0	HOME	0- 0	0- 0	0- 0				
0- 0	0- 0	0- 0	AWAY	0- 0	0- 0	0- 0				
0- 0	0- 0	0- 0	NEUTRAL	0- 0	0- 0	0- 0				

RPI 1-25				RPI 26-50				RPI 51-100				RPI 101+ Team's RPI: 211			
RPI	S	Opponent	Score	RPI	S	Opponent	Score	RPI	S	Opponent	Score	RPI	S	Opponent	Score
				38	A	Kansas	44 75	56	H	St. John's (NY)	35 61	204	H	George Washington	52 43
								71	H	Central Mich.	39 82	290	A	Hofstra	49 74
								93	A	Toledo	38 84				
LAST 12 Division I GAMES:															
				93	A	Toledo	38 84	71	H	Central Mich.	39 82				
				56	H	St. John's (NY)	35 61	38	A	Kansas	44 75				
				290	A	Hofstra	49 74	204	H	George Washington	52 43				

Non-Div I Games:

Iona

Average RPI Win:	238	WON-LOST	WINNING	LAST 10	STRENGTH OF	OPP. STRENGTH	TEAM	ADJ.	CONF.	ADJ CONF.
Average RPI Loss:	28	RECORD	PCT. RANK	GAMES	SCHEDULE	OF SCHEDULE	RPI	RPI	RPI	RPI
DIV. I ONLY	4- 2	97	0- 1	52	171	37	37	4	4	
DIV. I NON-CONF.	4- 2	97	0- 1	52	171	37	37	4	4	
<hr/>										
TOTALS	RPI 1-25	RPI 26-50	W-L RECORDS	RPI 51-100	RPI 101-150	RPI 150+				
4- 2	0- 1	0- 0	OVERALL	0- 1	0- 0	4- 0				
2- 0	0- 0	0- 0	HOME	0- 0	0- 0	2- 0				
1- 1	0- 1	0- 0	AWAY	0- 0	0- 0	1- 0				
1- 1	0- 0	0- 0	NEUTRAL	0- 1	0- 0	1- 0				
4- 2	0- 1	0- 0	NON-CONFERENCE	0- 1	0- 0	4- 0				
2- 0	0- 0	0- 0	HOME	0- 0	0- 0	2- 0				
1- 1	0- 1	0- 0	AWAY	0- 0	0- 0	1- 0				
1- 1	0- 0	0- 0	NEUTRAL	0- 1	0- 0	1- 0				
0- 0	0- 0	0- 0	CONFERENCE	0- 0	0- 0	0- 0				
0- 0	0- 0	0- 0	HOME	0- 0	0- 0	0- 0				
0- 0	0- 0	0- 0	AWAY	0- 0	0- 0	0- 0				
0- 0	0- 0	0- 0	NEUTRAL	0- 0	0- 0	0- 0				

RPI 1-25				Team's RPI: 37		RPI 51-100				RPI 101+			
RPI	S	Opponent	Score	RPI	S	RPI	S	Opponent	Score	RPI	S	Opponent	Score
1	A	Notre Dame	71 105			54	N	Florida St.	67 71	159	H	Oral Roberts	90 77
										195	A	Western Ky.	104 67
										255	N	West Virginia	84 81
										344	H	N. C. Central	106 39
<hr/>													
LAST 12 Division I GAMES:													
54	N	Florida St.	67 71	344	H	N. C. Central	106 39						
1	A	Notre Dame	71 105	195	A	Western Ky.	104 67						
255	N	West Virginia	84 81	159	H	Oral Roberts	90 77						

Non-Div I Games:

Iowa

Average RPI Win: 140

Average RPI Loss: 11

WON-LOST
RECORDWINNING
PCT. RANKLAST 10
GAMESSTRENGTH OF
SCHEDULEOPP. STRENGTH
OF SCHEDULETEAM
RPIADJ.
RPICONF.
RPIADJ CONF.
RPIDIV. I ONLY
DIV. I NON-CONF.5- 1
5- 145
453- 0
3- 018
1897
977
77
73
33
3

TOTALS

RPI 1-25

RPI 26-50

W-L RECORDS

RPI 51-100

RPI 101-150

RPI 150+

5- 1
4- 0
0- 1
1- 00- 1
0- 0
0- 1
0- 02- 0
2- 0
0- 0
0- 0OVERALL
HOME
AWAY
NEUTRAL0- 0
0- 0
0- 0
0- 01- 0
1- 0
0- 0
0- 02- 0
1- 0
0- 0
1- 05- 1
4- 0
0- 1
1- 00- 1
0- 0
0- 1
0- 02- 0
2- 0
0- 0
0- 0NON-CONFERENCE
HOME
AWAY
NEUTRAL0- 0
0- 0
0- 0
0- 01- 0
1- 0
0- 0
0- 02- 0
1- 0
0- 0
1- 00- 0
0- 0
0- 0
0- 00- 0
0- 0
0- 0
0- 00- 0
0- 0
0- 0
0- 0CONFERENCE
HOME
AWAY
NEUTRAL0- 0
0- 0
0- 0
0- 00- 0
0- 0
0- 0
0- 00- 0
0- 0
0- 0
0- 0

RPI 1-25 Team's RPI: 7

RPI 26-50

RPI 51-100

RPI 101+

RPI S Opponent Score
11 A South Dakota 59 64RPI S Opponent Score
28 H Miami (FL) 75 52
30 H Auburn 67 64RPI S Opponent Score
147 H Northern Ill. 70 60
182 N Eastern Mich. 85 59
311 H Niagara 95 35

LAST 12 Division I GAMES:

11 A South Dakota	59 64	147 H Northern Ill.	70 60
182 N Eastern Mich.	85 59	30 H Auburn	67 64
311 H Niagara	95 35	28 H Miami (FL)	75 52

I
o
w
a
s
t
.I
o
w
a
s
t
.

Non-Div I Games:

Iowa St.

Average RPI	Win: 320	WON-LOST	WINNING	LAST 10	STRENGTH OF	OPP. STRENGTH	TEAM	ADJ.	CONF.	ADJ CONF.
Average RPI	Loss: 202	RECORD	PCT. RANK	GAMES	SCHEDULE	OF SCHEDULE	RPI	RPI	RPI	RPI
DIV. I ONLY	1- 5	287	0- 1	160	345	306	306	26	26	
DIV. I NON-CONF.	1- 5	287	0- 1	160	345	306	306	26	26	

TOTALS	RPI 1-25	RPI 26-50	W-L RECORDS	RPI 51-100	RPI 101-150	RPI 150+				
1- 5	0- 0	0- 0	OVERALL	0- 1	0- 1	1- 3				
1- 1	0- 0	0- 0	HOME	0- 0	0- 1	1- 0				
0- 4	0- 0	0- 0	AWAY	0- 1	0- 0	0- 3				
0- 0	0- 0	0- 0	NEUTRAL	0- 0	0- 0	0- 0				
1- 5	0- 0	0- 0	NON-CONFERENCE	0- 1	0- 1	1- 3				
1- 1	0- 0	0- 0	HOME	0- 0	0- 1	1- 0				
0- 4	0- 0	0- 0	AWAY	0- 1	0- 0	0- 3				
0- 0	0- 0	0- 0	NEUTRAL	0- 0	0- 0	0- 0				
0- 0	0- 0	0- 0	CONFERENCE	0- 0	0- 0	0- 0				
0- 0	0- 0	0- 0	HOME	0- 0	0- 0	0- 0				
0- 0	0- 0	0- 0	AWAY	0- 0	0- 0	0- 0				
0- 0	0- 0	0- 0	NEUTRAL	0- 0	0- 0	0- 0				

RPI 1-25				RPI 26-50				RPI 51-100				RPI 101+				Team's RPI: 306
RPI	S	Opponent	Score	RPI	S	Opponent	Score	RPI	S	Opponent	Score	RPI	S	Opponent	Score	
								85	A	Mississippi St.	38 105	144	H	Southeastern La.	45 50	
												221	A	UT Arlington	63 99	
												245	A	Memphis	67 68	
												316	A	Louisiana	61 68	
												320	H	Central Ark.	65 56	
LAST 12 Division I GAMES:																
144	H	Southeastern La.	45 50	320	H	Central Ark.	65 56									
85	A	Mississippi St.	38 105	221	A	UT Arlington	63 99									
316	A	Louisiana	61 68	245	A	Memphis	67 68									

Non-Div I Games:

Jackson St.

Average RPI Win:	348	WON-LOST	WINNING	LAST 10	STRENGTH OF	OPP. STRENGTH	TEAM	ADJ.	CONF.	ADJ CONF.
Average RPI Loss:	108	RECORD	PCT. RANK	GAMES	SCHEDULE	OF SCHEDULE	RPI	RPI	RPI	RPI
DIV. I ONLY	2- 4	226	0- 1	222	313	242	242	28	28	
DIV. I NON-CONF.	2- 4	226	0- 1	222	313	242	242	28	28	

TOTALS	RPI 1-25	RPI 26-50	W-L RECORDS	RPI 51-100	RPI 101-150	RPI 150+				
2- 4	0- 0	0- 1	OVERALL	0- 1	0- 1	2- 1				
0- 1	0- 0	0- 0	HOME	0- 0	0- 0	0- 1				
2- 2	0- 0	0- 0	AWAY	0- 1	0- 1	2- 0				
0- 1	0- 0	0- 1	NEUTRAL	0- 0	0- 0	0- 0				
2- 4	0- 0	0- 1	NON-CONFERENCE	0- 1	0- 1	2- 1				
0- 1	0- 0	0- 0	HOME	0- 0	0- 0	0- 1				
2- 2	0- 0	0- 0	AWAY	0- 1	0- 1	2- 0				
0- 1	0- 0	0- 1	NEUTRAL	0- 0	0- 0	0- 0				
0- 0	0- 0	0- 0	CONFERENCE	0- 0	0- 0	0- 0				
0- 0	0- 0	0- 0	HOME	0- 0	0- 0	0- 0				
0- 0	0- 0	0- 0	AWAY	0- 0	0- 0	0- 0				
0- 0	0- 0	0- 0	NEUTRAL	0- 0	0- 0	0- 0				

RPI 1-25				RPI 26-50				RPI 51-100				RPI 101+ Team's RPI: 242			
RPI	S	Opponent	Score	RPI	S	Opponent	Score	RPI	S	Opponent	Score	RPI	S	Opponent	Score
				40	N	Old Domini on	76 78	54	A	Florida St.	46 79	116	A	Texas A&M	53 73
												221	H	Bethune-Cookman	56 58
												345	A	Charleston So.	68 58
												351	A	Savannah St.	68 58
LAST 12 Division I GAMES:															
				351	A	Savannah St.	68 58	221	H	Bethune-Cookman	56 58				
				54	A	Florida St.	46 79	345	A	Charleston So.	68 58				
				116	A	Texas A&M	53 73	40	N	Old Domini on	76 78				

Non-Div I Games: Webber Int'l 73 39

Jacksonville

Average RPI	Win: 332	WON-LOST RECORD	WINNING PCT. RANK	LAST 10 GAMES	STRENGTH OF SCHEDULE	OPP. STRENGTH OF SCHEDULE	TEAM RPI	ADJ. RPI	CONF. RPI	ADJ CONF. RPI
Average RPI	Loss: 167									
DIV. I ONLY	2- 3	207	0- 1	276	307	260	260	20	20	
DIV. I NON-CONF.	2- 3	207	0- 1	276	307	260	260	20	20	

TOTALS	RPI 1-25	RPI 26-50	W-L RECORDS	RPI 51-100	RPI 101-150	RPI 150+				
2- 3	0- 0	0- 0	OVERALL	0- 0	0- 2	2- 1				
0- 0	0- 0	0- 0	HOME	0- 0	0- 0	0- 0				
2- 1	0- 0	0- 0	AWAY	0- 0	0- 1	2- 0				
0- 2	0- 0	0- 0	NEUTRAL	0- 0	0- 1	0- 1				
2- 3	0- 0	0- 0	NON-CONFERENCE	0- 0	0- 2	2- 1				
0- 0	0- 0	0- 0	HOME	0- 0	0- 0	0- 0				
2- 1	0- 0	0- 0	AWAY	0- 0	0- 1	2- 0				
0- 2	0- 0	0- 0	NEUTRAL	0- 0	0- 1	0- 1				
0- 0	0- 0	0- 0	CONFERENCE	0- 0	0- 0	0- 0				
0- 0	0- 0	0- 0	HOME	0- 0	0- 0	0- 0				
0- 0	0- 0	0- 0	AWAY	0- 0	0- 0	0- 0				
0- 0	0- 0	0- 0	NEUTRAL	0- 0	0- 0	0- 0				

RPI 1-25				RPI 26-50				RPI 51-100				RPI 101+ Team's RPI : 260			
RPI	S	Opponent	Score	RPI	S	Opponent	Score	RPI	S	Opponent	Score	RPI	S	Opponent	Score
												128	N	Harvard	62 69
												141	A	Texas Tech	58 71
												233	N	Washington St.	51 64
												321	A	Lipscomb	58 46
												342	A	Florida A&M	62 31
LAST 12 Division I GAMES:															
				233	N	Washington St.	51 64	141	A	Texas Tech	58 71				
				128	N	Harvard	62 69	342	A	Florida A&M	62 31				
				321	A	Lipscomb	58 46								

Non-Div I Games: Montevallo 84 52

Jacksonville St.

Average RPI	Win:	229	WON-LOST	WINNING	LAST 10	STRENGTH OF	OPP. STRENGTH	TEAM	ADJ.	CONF.	ADJ CONF.
Average RPI	Loss:	120	RECORD	PCT. RANK	GAMES	SCHEDULE	OF SCHEDULE	RPI	RPI	RPI	RPI
DIV. I ONLY		5- 1		45	1- 0	280	121	115	115	13	13
DIV. I NON-CONF.		5- 1		45	1- 0	280	121	115	115	13	13
<hr/>											
TOTALS	RPI 1-25		RPI 26-50		W-L RECORDS	RPI 51-100		RPI 101-150		RPI 150+	
5- 1	0- 0		0- 0		OVERALL	0- 0		0- 1		5- 0	
3- 0	0- 0		0- 0		HOME	0- 0		0- 0		3- 0	
2- 1	0- 0		0- 0		AWAY	0- 0		0- 1		2- 0	
0- 0	0- 0		0- 0		NEUTRAL	0- 0		0- 0		0- 0	
5- 1	0- 0		0- 0		NON-CONFERENCE	0- 0		0- 1		5- 0	
3- 0	0- 0		0- 0		HOME	0- 0		0- 0		3- 0	
2- 1	0- 0		0- 0		AWAY	0- 0		0- 1		2- 0	
0- 0	0- 0		0- 0		NEUTRAL	0- 0		0- 0		0- 0	
0- 0	0- 0		0- 0		CONFERENCE	0- 0		0- 0		0- 0	
0- 0	0- 0		0- 0		HOME	0- 0		0- 0		0- 0	
0- 0	0- 0		0- 0		AWAY	0- 0		0- 0		0- 0	
0- 0	0- 0		0- 0		NEUTRAL	0- 0		0- 0		0- 0	

RPI 1-25				RPI 26-50				RPI 51-100				RPI 101+ Team's RPI: 115			
RPI	S	Opponent	Score	RPI	S	Opponent	Score	RPI	S	Opponent	Score	RPI	S	Opponent	Score
												120	A	Hampton	65 72
												158	H	Georgetown	69 57
												204	H	George Washi ngton	50 37
												206	H	Winthrop	56 39
												279	A	Li berty	74 53
												299	A	Delaware St.	103 57
<hr/>															
LAST 12 Division I GAMES:															
299	A	Delaware St.	103 57	279	A	Li berty	74 53	206	H	Winthrop	56 39	120	A	Hampton	65 72
204	H	George Washi ngton	50 37	158	H	Georgetown	69 57								

Non-Div I Games:

James Madison

Average RPI Win: 171

Average RPI Loss: 0

WON-LOST
RECORDWINNING
PCT. RANKLAST 10
GAMESSTRENGTH OF
SCHEDULEOPP. STRENGTH
OF SCHEDULETEAM
RPIADJ.
RPICONF.
RPIADJ CONF.
RPIDIV. I ONLY
DIV. I NON-CONF.6- 0
6- 01
11- 0
1- 0249
24937
3738
3838
383
33
3

TOTALS

RPI 1-25

RPI 26-50

W-L RECORDS

RPI 51-100

RPI 101-150

RPI 150+

6- 0
5- 0
1- 0
0- 00- 0
0- 0
0- 0
0- 01- 0
0- 0
1- 0
0- 0OVERALL
HOME
AWAY
NEUTRAL0- 0
0- 0
0- 0
0- 00- 0
0- 0
0- 0
0- 05- 0
5- 0
0- 0
0- 06- 0
5- 0
1- 0
0- 00- 0
0- 0
0- 0
0- 01- 0
0- 0
1- 0
0- 0NON-CONFERENCE
HOME
AWAY
NEUTRAL0- 0
0- 0
0- 0
0- 00- 0
0- 0
0- 0
0- 05- 0
5- 0
0- 0
0- 00- 0
0- 0
0- 0
0- 00- 0
0- 0
0- 0
0- 00- 0
0- 0
0- 0
0- 0CONFERENCE
HOME
AWAY
NEUTRAL0- 0
0- 0
0- 0
0- 00- 0
0- 0
0- 0
0- 00- 0
0- 0
0- 0
0- 0

RPI 1-25

RPI S Opponent Score

RPI 26-50

Team's RPI: 38

RPI S Opponent Score
32 A LSU 68 61

RPI 51-100

RPI S Opponent Score

RPI 101+

RPI S Opponent Score
157 H George Mason 77 56
159 H Oral Roberts 70 58
211 H Iona 75 44
218 H Alabama A&M 65 54
246 H UMKC 67 55

LAST 12 Division I GAMES:

32 A LSU 68 61
211 H Iona 75 44
157 H George Mason 77 56
218 H Alabama A&M 65 54159 H Oral Roberts 70 58
246 H UMKC 67 55K
a
n
s
a
sK
a
n
s
a
s

Non-Div I Games:

Kansas

Average RPI	Win: 253	WON-LOST	WINNING	LAST 10	STRENGTH OF	OPP. STRENGTH	TEAM	ADJ.	CONF.	ADJ CONF.
Average RPI	Loss: 49	RECORD	PCT. RANK	GAMES	SCHEDULE	OF SCHEDULE	RPI	RPI	RPI	RPI
DIV. I ONLY	4- 2	97	1- 0	285	66	202	202	3	3	
DIV. I NON-CONF.	4- 2	97	1- 0	285	66	202	202	3	3	

TOTALS	RPI 1-25	RPI 26-50	W-L RECORDS	RPI 51-100	RPI 101-150	RPI 150+				
4- 2	0- 1	0- 0	OVERALL	0- 1	0- 0	4- 0				
3- 0	0- 0	0- 0	HOME	0- 0	0- 0	3- 0				
0- 0	0- 0	0- 0	AWAY	0- 0	0- 0	0- 0				
1- 2	0- 1	0- 0	NEUTRAL	0- 1	0- 0	1- 0				
4- 2	0- 1	0- 0	NON-CONFERENCE	0- 1	0- 0	4- 0				
3- 0	0- 0	0- 0	HOME	0- 0	0- 0	3- 0				
0- 0	0- 0	0- 0	AWAY	0- 0	0- 0	0- 0				
1- 2	0- 1	0- 0	NEUTRAL	0- 1	0- 0	1- 0				
0- 0	0- 0	0- 0	CONFERENCE	0- 0	0- 0	0- 0				
0- 0	0- 0	0- 0	HOME	0- 0	0- 0	0- 0				
0- 0	0- 0	0- 0	AWAY	0- 0	0- 0	0- 0				
0- 0	0- 0	0- 0	NEUTRAL	0- 0	0- 0	0- 0				

RPI 1-25				RPI 26-50				RPI 51-100				RPI 101+				Team's RPI: 202
RPI	S	Opponent	Score	RPI	S	Opponent	Score	RPI	S	Opponent	Score	RPI	S	Opponent	Score	
8	N	Syracuse	61 70					89	N	DePaul	59 79	235	N	Princeton	80 61	
												246	H	UMKC	61 50	
												250	H	North Texas	60 42	
												281	H	Omaha	61 46	

LAST 12 Division I GAMES:																
250	H	North Texas	60 42	235	N	Princeton	80 61	89	N	DePaul	59 79	8	N	Syracuse	61 70	
281	H	Omaha	61 46	246	H	UMKC	61 50									

Non-Div I Games:

Kansas St.

Average RPI Win:	236	WON-LOST	WINNING	LAST 10	STRENGTH OF	OPP. STRENGTH	TEAM	ADJ.	CONF.	ADJ CONF.
Average RPI Loss:	164	RECORD	PCT. RANK	GAMES	SCHEDULE	OF SCHEDULE	RPI	RPI	RPI	RPI

DIV. I ONLY	2- 6	269	0- 1	118	285	262	262	28	28
DIV. I NON-CONF.	2- 6	269	0- 1	118	285	262	262	28	28
TOTALS	RPI 1-25	RPI 26-50	W-L RECORDS	RPI 51-100	RPI 101-150	RPI 150+			
2- 6	0- 0	0- 0	OVERALL	0- 1	0- 1	2- 4			
2- 0	0- 0	0- 0	HOME	0- 0	0- 0	2- 0			
0- 3	0- 0	0- 0	AWAY	0- 0	0- 0	0- 3			
0- 3	0- 0	0- 0	NEUTRAL	0- 1	0- 1	0- 1			
2- 6	0- 0	0- 0	NON-CONFERENCE	0- 1	0- 1	2- 4			
2- 0	0- 0	0- 0	HOME	0- 0	0- 0	2- 0			
0- 3	0- 0	0- 0	AWAY	0- 0	0- 0	0- 3			
0- 3	0- 0	0- 0	NEUTRAL	0- 1	0- 1	0- 1			
0- 0	0- 0	0- 0	CONFERENCE	0- 0	0- 0	0- 0			
0- 0	0- 0	0- 0	HOME	0- 0	0- 0	0- 0			
0- 0	0- 0	0- 0	AWAY	0- 0	0- 0	0- 0			
0- 0	0- 0	0- 0	NEUTRAL	0- 0	0- 0	0- 0			

RPI 1-25	RPI 26-50	RPI 51-100	RPI 101+	Team's RPI: 262
RPI S Opponent Score	RPI S Opponent Score	RPI S Opponent Score	RPI S Opponent Score	
		66 N Michigan St. 51 75	129 N Idaho St. 49 60	
			161 A East Carolina 56 68	
			162 A Seton Hall 80 102	
			201 H Furman 74 63	
			232 N UMBC 53 57	
			236 A Mercer 48 64	
			271 H Ga. Southern 78 59	
LAST 12 Division I GAMES:				
236 A Mercer 48 64	161 A East Carolina 56 68	201 H Furman 74 63	232 N UMBC 53 57	162 A Seton Hall 80 102
271 H Ga. Southern 78 59	66 N Michigan St. 51 75	129 N Idaho St. 49 60		

Non-Div I Games: Middle Ga. St. 80 70

Kennesaw St.

Average RPI	Win: 241	WON-LOST	WINNING	LAST 10	STRENGTH OF	OPP. STRENGTH	TEAM	ADJ.	CONF.	ADJ CONF.
Average RPI	Loss: 25	RECORD	PCT. RANK	GAMES	SCHEDULE	OF SCHEDULE	RPI	RPI	RPI	RPI
DIV. I ONLY	3- 3	160	0- 1	178	19	176	176	11	11	
DIV. I NON-CONF.	3- 3	160	0- 1	178	19	176	176	11	11	

TOTALS	RPI 1-25	RPI 26-50	W-L RECORDS	RPI 51-100	RPI 101-150	RPI 150+				
3- 3	0- 2	0- 1	OVERALL	0- 0	1- 0	2- 0				
3- 1	0- 0	0- 1	HOME	0- 0	1- 0	2- 0				
0- 2	0- 2	0- 0	AWAY	0- 0	0- 0	0- 0				
0- 0	0- 0	0- 0	NEUTRAL	0- 0	0- 0	0- 0				
3- 3	0- 2	0- 1	NON-CONFERENCE	0- 0	1- 0	2- 0				
3- 1	0- 0	0- 1	HOME	0- 0	1- 0	2- 0				
0- 2	0- 2	0- 0	AWAY	0- 0	0- 0	0- 0				
0- 0	0- 0	0- 0	NEUTRAL	0- 0	0- 0	0- 0				
0- 0	0- 0	0- 0	CONFERENCE	0- 0	0- 0	0- 0				
0- 0	0- 0	0- 0	HOME	0- 0	0- 0	0- 0				
0- 0	0- 0	0- 0	AWAY	0- 0	0- 0	0- 0				
0- 0	0- 0	0- 0	NEUTRAL	0- 0	0- 0	0- 0				

RPI	S	Opponent	Score
5	A	NC State	61 78
19	A	North Carolina	60 73

RPI	S	Opponent	Score
50	H	Duquesne	72 77

RPI	S	Opponent	Score
-----	---	----------	-------

RPI	S	Opponent	Score
138	H	Youngstown St.	62 34
256	H	Oakland	75 65
330	H	Northern Ky.	62 61

LAST 12 Division I GAMES:

256	H	Oakland	75 65	50	H	Duquesne	72 77
330	H	Northern Ky.	62 61	138	H	Youngstown St.	62 34
5	A	NC State	61 78				
19	A	North Carolina	60 73				

Non-Div I Games:

Kent St.

Average RPI	Win:	130	WON-LOST	WINNING	LAST 10	STRENGTH OF	OPP. STRENGTH	TEAM	ADJ.	CONF.	ADJ CONF.
Average RPI	Loss:	0	RECORD	PCT. RANK	GAMES	SCHEDULE	OF SCHEDULE	RPI	RPI	RPI	RPI
DIV. I ONLY		8- 0		1	1- 0	214	4	16	16	5	5
DIV. I NON-CONF.		8- 0		1	1- 0	214	4	16	16	5	5

TOTALS	RPI 1-25		RPI 26-50		W-L RECORDS	RPI 51-100		RPI 101-150		RPI 150+	
8- 0	1- 0		1- 0		OVERALL	2- 0		1- 0		3- 0	
5- 0	0- 0		1- 0		HOME	0- 0		1- 0		3- 0	
0- 0	0- 0		0- 0		AWAY	0- 0		0- 0		0- 0	
3- 0	1- 0		0- 0		NEUTRAL	2- 0		0- 0		0- 0	
8- 0	1- 0		1- 0		NON-CONFERENCE	2- 0		1- 0		3- 0	
5- 0	0- 0		1- 0		HOME	0- 0		1- 0		3- 0	
0- 0	0- 0		0- 0		AWAY	0- 0		0- 0		0- 0	
3- 0	1- 0		0- 0		NEUTRAL	2- 0		0- 0		0- 0	
0- 0	0- 0		0- 0		CONFERENCE	0- 0		0- 0		0- 0	
0- 0	0- 0		0- 0		HOME	0- 0		0- 0		0- 0	
0- 0	0- 0		0- 0		AWAY	0- 0		0- 0		0- 0	
0- 0	0- 0		0- 0		NEUTRAL	0- 0		0- 0		0- 0	

RPI	S	Opponent	Score	RPI	S	Opponent	Score	RPI	S	Opponent	Score	RPI	S	Opponent	Score
19	N	North Carolina	85 75	48	H	Southern U.	91 41	62	N	UCLA	75 74	105	H	Virginia	63 51
								80	N	South Fla.	85 63	197	H	Morehead St.	87 57
												254	H	Alabama St.	87 35
												277	H	High Point	71 49

LAST 12 Division I GAMES:															
197	H	Morehead St.	87 57	62	N	UCLA	75 74	277	H	High Point	71 49	105	H	Virginia	63 51
19	N	North Carolina	85 75	80	N	South Fla.	85 63	48	H	Southern U.	91 41	254	H	Alabama St.	87 35

Non-Div I Games:

Kentucky

Average RPI	Win:	0	WON-LOST	WINNING	LAST 10	STRENGTH OF	OPP. STRENGTH	TEAM	ADJ.	CONF.	ADJ CONF.
Average RPI	Loss:	248	RECORD	PCT. RANK	GAMES	SCHEDULE	OF SCHEDULE	RPI	RPI	RPI	RPI
DIV. I ONLY		0- 7		321	0- 1	314	334	347	347	31	31
DIV. I NON-CONF.		0- 7		321	0- 1	314	334	347	347	31	31

TOTALS	RPI 1-25		RPI 26-50		W-L RECORDS	RPI 51-100		RPI 101-150		RPI 150+	
0- 7	0- 0		0- 0		OVERALL	0- 1		0- 0		0- 6	
0- 2	0- 0		0- 0		HOME	0- 0		0- 0		0- 2	
0- 4	0- 0		0- 0		AWAY	0- 0		0- 0		0- 4	
0- 1	0- 0		0- 0		NEUTRAL	0- 1		0- 0		0- 0	
0- 7	0- 0		0- 0		NON-CONFERENCE	0- 1		0- 0		0- 6	
0- 2	0- 0		0- 0		HOME	0- 0		0- 0		0- 2	
0- 4	0- 0		0- 0		AWAY	0- 0		0- 0		0- 4	
0- 1	0- 0		0- 0		NEUTRAL	0- 1		0- 0		0- 0	
0- 0	0- 0		0- 0		CONFERENCE	0- 0		0- 0		0- 0	
0- 0	0- 0		0- 0		HOME	0- 0		0- 0		0- 0	
0- 0	0- 0		0- 0		AWAY	0- 0		0- 0		0- 0	
0- 0	0- 0		0- 0		NEUTRAL	0- 0		0- 0		0- 0	

RPI 1-25				RPI 26-50				RPI 51-100				RPI 101+ Team's RPI : 347											
RPI	S	Opponent	Score	RPI	S	Opponent	Score	RPI	S	Opponent	Score	RPI	S	Opponent	Score								
								74	N	UC Irvine	71 84	228	A	Saint Peter's	59 86								
												244	A	Fairfield	43 71								
												248	H	UMass Lowell	64 69								
												296	H	Army West Point	42 57								
												301	A	Grand Canyon	62 65								
												346	A	Manhattan	46 61								

LAST 12 Division I GAMES:																							
248	H	UMass Lowell	64 69	346	A	Manhattan	46 61																
301	A	Grand Canyon	62 65																				
74	N	UC Irvine	71 84																				
228	A	Saint Peter's	59 86																				
244	A	Fairfield	43 71																				
296	H	Army West Point	42 57																				

Non-Div I Games:

LIU Brooklyn

Average RPI Win:	98	WON-LOST	WINNING	LAST 10	STRENGTH OF	OPP. STRENGTH	TEAM	ADJ.	CONF.	ADJ CONF.
Average RPI Loss:	31	RECORD	PCT. RANK	GAMES	SCHEDULE	OF SCHEDULE	RPI	RPI	RPI	RPI
DIV. I ONLY	4- 2	97	0- 1	20	55	32	32	5	5	
DIV. I NON-CONF.	4- 2	97	0- 1	20	55	32	32	5	5	

TOTALS	RPI 1-25	RPI 26-50	W-L RECORDS	RPI 51-100	RPI 101-150	RPI 150+				
4- 2	0- 1	1- 1	OVERALL	1- 0	1- 0	1- 0				
3- 2	0- 1	1- 1	HOME	0- 0	1- 0	1- 0				
1- 0	0- 0	0- 0	AWAY	1- 0	0- 0	0- 0				
0- 0	0- 0	0- 0	NEUTRAL	0- 0	0- 0	0- 0				
4- 2	0- 1	1- 1	NON-CONFERENCE	1- 0	1- 0	1- 0				
3- 2	0- 1	1- 1	HOME	0- 0	1- 0	1- 0				
1- 0	0- 0	0- 0	AWAY	1- 0	0- 0	0- 0				
0- 0	0- 0	0- 0	NEUTRAL	0- 0	0- 0	0- 0				
0- 0	0- 0	0- 0	CONFERENCE	0- 0	0- 0	0- 0				
0- 0	0- 0	0- 0	HOME	0- 0	0- 0	0- 0				
0- 0	0- 0	0- 0	AWAY	0- 0	0- 0	0- 0				
0- 0	0- 0	0- 0	NEUTRAL	0- 0	0- 0	0- 0				

RPI 1-25				RPI 26-50				RPI 51-100				RPI 101+			
RPI	S	Opponent	Score	RPI	S	Opponent	Score	RPI	S	Opponent	Score	RPI	S	Opponent	Score
23	H	Tulane	54 56	33	H	Northern Colo.	62 57	54	A	Florida St.	58 45	106	H	Sam Houston St.	66 52
				38	H	Kansas	61 68					200	H	Little Rock	60 45
LAST 12 Division I GAMES:															
106	H	Sam Houston St.	66 52	38	H	Kansas	61 68	200	H	Little Rock	60 45	54	A	Florida St.	58 45
				23	H	Tulane	54 56	33	H	Northern Colo.	62 57				

Non-Div I Games:

LSU

Average RPI Win:	0	WON-LOST	WINNING	LAST 10	STRENGTH OF	OPP. STRENGTH	TEAM	ADJ.	CONF.	ADJ CONF.
Average RPI Loss:	172	RECORD	PCT. RANK	GAMES	SCHEDULE	OF SCHEDULE	RPI	RPI	RPI	RPI
DIV. I ONLY	0- 7	321	0- 1	133	290	315	315	14	14	
DIV. I NON-CONF.	0- 7	321	0- 1	133	290	315	315	14	14	

TOTALS	RPI 1-25	RPI 26-50	W-L RECORDS	RPI 51-100	RPI 101-150	RPI 150+				
0- 7	0- 0	0- 0	OVERALL	0- 2	0- 2	0- 3				
0- 2	0- 0	0- 0	HOME	0- 0	0- 1	0- 1				
0- 5	0- 0	0- 0	AWAY	0- 2	0- 1	0- 2				
0- 0	0- 0	0- 0	NEUTRAL	0- 0	0- 0	0- 0				
0- 7	0- 0	0- 0	NON-CONFERENCE	0- 2	0- 2	0- 3				
0- 2	0- 0	0- 0	HOME	0- 0	0- 1	0- 1				
0- 5	0- 0	0- 0	AWAY	0- 2	0- 1	0- 2				
0- 0	0- 0	0- 0	NEUTRAL	0- 0	0- 0	0- 0				
0- 0	0- 0	0- 0	CONFERENCE	0- 0	0- 0	0- 0				
0- 0	0- 0	0- 0	HOME	0- 0	0- 0	0- 0				
0- 0	0- 0	0- 0	AWAY	0- 0	0- 0	0- 0				
0- 0	0- 0	0- 0	NEUTRAL	0- 0	0- 0	0- 0				

RPI 1-25				RPI 26-50				RPI 51-100				RPI 101+				Team's RPI: 315	
RPI	S	Opponent	Score	RPI	S	Opponent	Score	RPI	S	Opponent	Score	RPI	S	Opponent	Score		
								77	A	Oregon St.	46	100	117	H	Drexel	43	58
								98	A	Villanova	68	81	128	A	Harvard	43	88
													228	A	Towson	68	92
													259	H	Howard	54	57
													294	A	Robert Morris	39	67
LAST 12 Division I GAMES:																	
								77	A	Oregon St.	46	100	294	A	Robert Morris	39	67
								117	H	Drexel	43	58	259	H	Howard	54	57
								98	A	Villanova	68	81					
								228	A	Towson	68	92					
								128	A	Harvard	43	88					

Non-Div I Games:

La Salle

Average RPI Win:	333	WON-LOST	WINNING	LAST 10	STRENGTH OF	OPP. STRENGTH	TEAM	ADJ.	CONF.	ADJ CONF.
Average RPI Loss:	152	RECORD	PCT. RANK	GAMES	SCHEDULE	OF SCHEDULE	RPI	RPI	RPI	RPI
DIV. I ONLY	2- 2	160	1- 0	329	192	247	247	21	21	
DIV. I NON-CONF.	2- 2	160	1- 0	329	192	247	247	21	21	

TOTALS	RPI 1-25	RPI 26-50	W-L RECORDS	RPI 51-100	RPI 101-150	RPI 150+				
2- 2	0- 0	0- 0	OVERALL	0- 0	0- 1	2- 1				
1- 0	0- 0	0- 0	HOME	0- 0	0- 0	1- 0				
1- 2	0- 0	0- 0	AWAY	0- 0	0- 1	1- 1				
0- 0	0- 0	0- 0	NEUTRAL	0- 0	0- 0	0- 0				
2- 2	0- 0	0- 0	NON-CONFERENCE	0- 0	0- 1	2- 1				
1- 0	0- 0	0- 0	HOME	0- 0	0- 0	1- 0				
1- 2	0- 0	0- 0	AWAY	0- 0	0- 1	1- 1				
0- 0	0- 0	0- 0	NEUTRAL	0- 0	0- 0	0- 0				
0- 0	0- 0	0- 0	CONFERENCE	0- 0	0- 0	0- 0				
0- 0	0- 0	0- 0	HOME	0- 0	0- 0	0- 0				
0- 0	0- 0	0- 0	AWAY	0- 0	0- 0	0- 0				
0- 0	0- 0	0- 0	NEUTRAL	0- 0	0- 0	0- 0				

RPI 1-25				RPI 26-50				RPI 51-100				RPI 101+				Team's RPI: 247
RPI	S	Opponent	Score	RPI	S	Opponent	Score	RPI	S	Opponent	Score	RPI	S	Opponent	Score	
												141	A	Texas Tech	42	86
												163	A	SMU	38	49
												326	A	New Orleans	57	44
												340	H	McNeese	69	60
LAST 12 Division I GAMES:																
								326	A	New Orleans	57	44				
								340	H	McNeese	69	60				
								141	A	Texas Tech	42	86				
								163	A	SMU	38	49				

Non-Div I Games: LSU-Alexandria 93 62

La. -Monroe

Average RPI Loss: 197

DIV. I ONLY	4- 3	137	0- 1	316	257	265	265	19	19
DIV. I NON-CONF.	4- 3	137	0- 1	316	257	265	265	19	19
TOTALS	RPI 1-25	RPI 26-50	W-L RECORDS	RPI 51-100	RPI 101-150	RPI 150+			
4- 3	0- 0	0- 0	OVERALL	0- 0	0- 0	4- 3			
2- 1	0- 0	0- 0	HOME	0- 0	0- 0	2- 1			
2- 1	0- 0	0- 0	AWAY	0- 0	0- 0	2- 1			
0- 1	0- 0	0- 0	NEUTRAL	0- 0	0- 0	0- 1			
4- 3	0- 0	0- 0	NON-CONFERENCE	0- 0	0- 0	4- 3			
2- 1	0- 0	0- 0	HOME	0- 0	0- 0	2- 1			
2- 1	0- 0	0- 0	AWAY	0- 0	0- 0	2- 1			
0- 1	0- 0	0- 0	NEUTRAL	0- 0	0- 0	0- 1			
0- 0	0- 0	0- 0	CONFERENCE	0- 0	0- 0	0- 0			
0- 0	0- 0	0- 0	HOME	0- 0	0- 0	0- 0			
0- 0	0- 0	0- 0	AWAY	0- 0	0- 0	0- 0			
0- 0	0- 0	0- 0	NEUTRAL	0- 0	0- 0	0- 0			

RPI 1-25				RPI 26-50				RPI 51-100				RPI 101+ Team's RPI: 265			
RPI	S	Opponent	Score	RPI	S	Opponent	Score	RPI	S	Opponent	Score	RPI	S	Opponent	Score
												156	N	Delaware	47 65
												207	A	Fla. Atlantic	49 53
												212	H	Binghamton	59 50
												228	H	Saint Peter's	60 62
												314	A	Wagner	66 43
												329	A	Fairleigh Dickinson	63 57
												338	H	Albany (NY)	67 66
LAST 12 Division I GAMES:															
				156	N	Delaware	47 65	338	H	Albany (NY)	67 66	207	A	Fla. Atlantic	49 53
				228	H	Saint Peter's	60 62	314	A	Wagner	66 43	212	H	Binghamton	59 50
								329	A	Fairleigh Dickinson	63 57				

Lafayette

Average RPI Win:	216	WON-LOST	WINNING	LAST 10	STRENGTH OF	OPP. STRENGTH	TEAM	ADJ.	CONF.	ADJ CONF.
Average RPI Loss:	57	RECORD	PCT. RANK	GAMES	SCHEDULE	OF SCHEDULE	RPI	RPI	RPI	RPI

DIV. I ONLY	2- 3	207	0- 0	5	325	18	18	22	22
DIV. I NON-CONF.	2- 3	207	0- 0	5	325	18	18	22	22

TOTALS	RPI 1-25	RPI 26-50	W-L RECORDS	RPI 51-100	RPI 101-150	RPI 150+			
2- 3	0- 0	0- 1	OVERALL	0- 2	1- 0	1- 0			
0- 0	0- 0	0- 0	HOME	0- 0	0- 0	0- 0			
2- 2	0- 0	0- 1	AWAY	0- 1	1- 0	1- 0			
0- 1	0- 0	0- 0	NEUTRAL	0- 1	0- 0	0- 0			
2- 3	0- 0	0- 1	NON-CONFERENCE	0- 2	1- 0	1- 0			
0- 0	0- 0	0- 0	HOME	0- 0	0- 0	0- 0			
2- 2	0- 0	0- 1	AWAY	0- 1	1- 0	1- 0			
0- 1	0- 0	0- 0	NEUTRAL	0- 1	0- 0	0- 0			
0- 0	0- 0	0- 0	CONFERENCE	0- 0	0- 0	0- 0			
0- 0	0- 0	0- 0	HOME	0- 0	0- 0	0- 0			
0- 0	0- 0	0- 0	AWAY	0- 0	0- 0	0- 0			
0- 0	0- 0	0- 0	NEUTRAL	0- 0	0- 0	0- 0			

RPI 1-25	Team's RPI: 18	RPI 26-50	RPI 51-100	RPI 101+
RPI S Opponent Score	RPI S Opponent Score	RPI S Opponent Score	RPI S Opponent Score	RPI S Opponent Score
	35 A Denver 110 117	52 N Ohio 62 87	116 A Texas A&M 74 68	
		85 A Mississippi St. 53 104	316 A Louisiana 79 77	
LAST 12 Division I GAMES:				
		116 A Texas A&M 74 68		
		52 N Ohio 62 87		
		35 A Denver 110 117		
		85 A Mississippi St. 53 104		
		316 A Louisiana 79 77		

Non-Div I Games: LeTourneau 104 27 Louisiana Col. 94 43 McMurry 100 37

Average RPI	Win: 219	WON-LOST	WINNING	LAST 10	STRENGTH OF	OPP. STRENGTH	TEAM	ADJ.	CONF.	ADJ CONF.
Average RPI	Loss: 62	RECORD	PCT. RANK	GAMES	SCHEDULE	OF SCHEDULE	RPI	RPI	RPI	RPI
DIV. I ONLY	5- 2	80	0- 1	204	85	142	142	19	19	
DIV. I NON-CONF.	5- 2	80	0- 1	204	85	142	142	19	19	

TOTALS	RPI 1-25	RPI 26-50	W-L RECORDS	RPI 51-100	RPI 101-150	RPI 150+				
5- 2	0- 1	0- 0	OVERALL	0- 1	0- 0	5- 0				
3- 2	0- 1	0- 0	HOME	0- 1	0- 0	3- 0				
2- 0	0- 0	0- 0	AWAY	0- 0	0- 0	2- 0				
0- 0	0- 0	0- 0	NEUTRAL	0- 0	0- 0	0- 0				
5- 2	0- 1	0- 0	NON-CONFERENCE	0- 1	0- 0	5- 0				
3- 2	0- 1	0- 0	HOME	0- 1	0- 0	3- 0				
2- 0	0- 0	0- 0	AWAY	0- 0	0- 0	2- 0				
0- 0	0- 0	0- 0	NEUTRAL	0- 0	0- 0	0- 0				
0- 0	0- 0	0- 0	CONFERENCE	0- 0	0- 0	0- 0				
0- 0	0- 0	0- 0	HOME	0- 0	0- 0	0- 0				
0- 0	0- 0	0- 0	AWAY	0- 0	0- 0	0- 0				
0- 0	0- 0	0- 0	NEUTRAL	0- 0	0- 0	0- 0				

L
e
h
i
g
h

RPI	S	Opponent	Score
25	H	Charlotte	60 62

RPI	S	Opponent	Score
-----	---	----------	-------

RPI	S	Opponent	Score
98	H	Villanova	48 70

RPI	S	Opponent	Score
154	H	Monmouth	63 48
212	A	Binghamton	65 55
215	H	Norfolk St.	62 41
251	H	Cornell	67 54
263	A	Central Conn. St.	88 62

L
e
h
i
g
h

LAST 12 Division I GAMES:

25	H	Charlotte	60	62	263	A	Central Conn. St.	88	62
251	H	Cornell	67	54					
215	H	Norfolk St.	62	41					
212	A	Binghamton	65	55					
98	H	Villanova	48	70					
154	H	Monmouth	63	48					

Non-Div I Games: Kutztown 73 39

Lehigh

Average RPI	Win:	273	WON-LOST	WINNING	LAST 10	STRENGTH OF	OPP. STRENGTH	TEAM	ADJ.	CONF.	ADJ CONF.
Average RPI	Loss:	117	RECORD	PCT. RANK	GAMES	SCHEDULE	OF SCHEDULE	RPI	RPI	RPI	RPI
DIV. I ONLY		1- 6	303	0- 1	115	181	279	279	28	28	
DIV. I NON-CONF.		1- 6	303	0- 1	115	181	279	279	28	28	

TOTALS	RPI 1-25		RPI 26-50		W-L RECORDS	RPI 51-100		RPI 101-150		RPI 150+	
1- 6	0- 1		0- 0		OVERALL	0- 2		0- 1		1- 2	
1- 2	0- 0		0- 0		HOME	0- 1		0- 1		1- 0	
0- 2	0- 0		0- 0		AWAY	0- 1		0- 0		0- 1	
0- 2	0- 1		0- 0		NEUTRAL	0- 0		0- 0		0- 1	
1- 6	0- 1		0- 0		NON-CONFERENCE	0- 2		0- 1		1- 2	
1- 2	0- 0		0- 0		HOME	0- 1		0- 1		1- 0	
0- 2	0- 0		0- 0		AWAY	0- 1		0- 0		0- 1	
0- 2	0- 1		0- 0		NEUTRAL	0- 0		0- 0		0- 1	
0- 0	0- 0		0- 0		CONFERENCE	0- 0		0- 0		0- 0	
0- 0	0- 0		0- 0		HOME	0- 0		0- 0		0- 0	
0- 0	0- 0		0- 0		AWAY	0- 0		0- 0		0- 0	
0- 0	0- 0		0- 0		NEUTRAL	0- 0		0- 0		0- 0	

RPI 1-25				RPI 26-50				RPI 51-100				RPI 101+ Team's RPI: 279			
RPI	S	Opponent	Score	RPI	S	Opponent	Score	RPI	S	Opponent	Score	RPI	S	Opponent	Score
25	N	Charlotte	61 63					61	A	Chattanooga	60 75	115	H	James Madison	53 74
								67	H	Virginia Tech	61 72	215	N	Norfolk St.	53 66
												221	A	Bethune-Cookman	76 81
												273	H	Saint Francis (PA)	82 53

LAST 12 Division I GAMES:															
67	H	Virginia Tech	61 72	215	N	Norfolk St.	53 66	115	H	James Madison	53 74	25	N	Charlotte	61 63
221	A	Bethune-Cookman	76 81					61	A	Chattanooga	60 75	273	H	Saint Francis (PA)	82 53

Non-Div I Games:

Liberty

Average RPI Win:	261	WON-LOST	WINNING	LAST 10	STRENGTH OF	OPP. STRENGTH	TEAM	ADJ.	CONF.	ADJ CONF.
Average RPI Loss:	237	RECORD	PCT. RANK	GAMES	SCHEDULE	OF SCHEDULE	RPI	RPI	RPI	RPI
DIV. I ONLY	2- 5	252	0- 1	334	252	321	321	28	28	
DIV. I NON-CONF.	2- 5	252	0- 1	334	252	321	321	28	28	

TOTALS	RPI 1-25	RPI 26-50	W-L RECORDS	RPI 51-100	RPI 101-150	RPI 150+				
2- 5	0- 0	0- 0	OVERALL	0- 1	0- 0	2- 4				
1- 1	0- 0	0- 0	HOME	0- 0	0- 0	1- 1				
1- 4	0- 0	0- 0	AWAY	0- 1	0- 0	1- 3				
0- 0	0- 0	0- 0	NEUTRAL	0- 0	0- 0	0- 0				
2- 5	0- 0	0- 0	NON-CONFERENCE	0- 1	0- 0	2- 4				
1- 1	0- 0	0- 0	HOME	0- 0	0- 0	1- 1				
1- 4	0- 0	0- 0	AWAY	0- 1	0- 0	1- 3				
0- 0	0- 0	0- 0	NEUTRAL	0- 0	0- 0	0- 0				
0- 0	0- 0	0- 0	CONFERENCE	0- 0	0- 0	0- 0				
0- 0	0- 0	0- 0	HOME	0- 0	0- 0	0- 0				
0- 0	0- 0	0- 0	AWAY	0- 0	0- 0	0- 0				
0- 0	0- 0	0- 0	NEUTRAL	0- 0	0- 0	0- 0				

RPI 1-25				RPI 26-50				RPI 51-100				RPI 101+ Team's RPI : 321			
RPI	S	Opponent	Score	RPI	S	Opponent	Score	RPI	S	Opponent	Score	RPI	S	Opponent	Score
								91	A	Clemson	26 68	198	A	Cincinnati	55 71
												218	A	Alabama A&M	62 58
												260	H	Jacksonville St.	46 58
												300	A	Murray St.	61 97
												303	H	Tennessee St.	64 62
												335	A	Austin Peay	58 70
LAST 12 Division I GAMES:															
335	A	Austin Peay	58 70	218	A	Alabama A&M	62 58								
198	A	Cincinnati	55 71	91	A	Clemson	26 68								
300	A	Murray St.	61 97	303	H	Tennessee St.	64 62								
260	H	Jacksonville St.	46 58												

Non-Div I Games:

Lipscomb

Average RPI Win: 187		WON-LOST RECORD	WINNING PCT. RANK	LAST 10 GAMES	STRENGTH OF SCHEDULE	OPP. STRENGTH OF SCHEDULE	TEAM RPI	ADJ. RPI	CONF. RPI	ADJ. CONF. RPI
Average RPI Loss: 125										
DIV. I ONLY		2- 5	252	0- 1	68	197	200	200	21	21
DIV. I NON-CONF.		2- 5	252	0- 1	68	197	200	200	21	21
TOTALS		RPI 1-25	RPI 26-50	W-L RECORDS		RPI 51-100	RPI 101-150	RPI 150+		
2- 5	0- 0		0- 1	OVERALL		0- 1	0- 1	2- 2		
1- 4	0- 0		0- 0	HOME		0- 1	0- 1	1- 2		
1- 1	0- 0		0- 1	AWAY		0- 0	0- 0	1- 0		
0- 0	0- 0		0- 0	NEUTRAL		0- 0	0- 0	0- 0		
2- 5	0- 0		0- 1	NON-CONFERENCE		0- 1	0- 1	2- 2		
1- 4	0- 0		0- 0	HOME		0- 1	0- 1	1- 2		
1- 1	0- 0		0- 1	AWAY		0- 0	0- 0	1- 0		
0- 0	0- 0		0- 0	NEUTRAL		0- 0	0- 0	0- 0		
0- 0	0- 0		0- 0	CONFERENCE		0- 0	0- 0	0- 0		
0- 0	0- 0		0- 0	HOME		0- 0	0- 0	0- 0		
0- 0	0- 0		0- 0	AWAY		0- 0	0- 0	0- 0		
0- 0	0- 0		0- 0	NEUTRAL		0- 0	0- 0	0- 0		

[illegible]

Non-Div I Games:

Little Rock

Average RPI Win:	113	WON-LOST	WINNING	LAST 10	STRENGTH OF	OPP. STRENGTH	TEAM	ADJ.	CONF.	ADJ CONF.
Average RPI Loss:	145	RECORD	PCT. RANK	GAMES	SCHEDULE	OF SCHEDULE	RPI	RPI	RPI	RPI
DIV. I ONLY	1- 6	303	0- 1	153	226	295	295	18	18	
DIV. I NON-CONF.	1- 6	303	0- 1	153	226	295	295	18	18	

TOTALS	RPI 1-25	RPI 26-50	W-L RECORDS	RPI 51-100	RPI 101-150	RPI 150+				
1- 6	0- 0	0- 0	OVERALL	0- 2	1- 2	0- 2				
1- 4	0- 0	0- 0	HOME	0- 1	1- 1	0- 2				
0- 2	0- 0	0- 0	AWAY	0- 1	0- 1	0- 0				
0- 0	0- 0	0- 0	NEUTRAL	0- 0	0- 0	0- 0				
1- 6	0- 0	0- 0	NON-CONFERENCE	0- 2	1- 2	0- 2				
1- 4	0- 0	0- 0	HOME	0- 1	1- 1	0- 2				
0- 2	0- 0	0- 0	AWAY	0- 1	0- 1	0- 0				
0- 0	0- 0	0- 0	NEUTRAL	0- 0	0- 0	0- 0				
0- 0	0- 0	0- 0	CONFERENCE	0- 0	0- 0	0- 0				
0- 0	0- 0	0- 0	HOME	0- 0	0- 0	0- 0				
0- 0	0- 0	0- 0	AWAY	0- 0	0- 0	0- 0				
0- 0	0- 0	0- 0	NEUTRAL	0- 0	0- 0	0- 0				

RPI 1-25				RPI 26-50				RPI 51-100				RPI 101+				Team's RPI: 295
RPI	S	Opponent	Score	RPI	S	Opponent	Score	RPI	S	Opponent	Score	RPI	S	Opponent	Score	
								70	H	Southern Cal i fornia	50 86	103	H	UNI	64 71	
								100	A	Montana St.	62 85	113	H	Idaho	70 63	
												126	A	Utah	59 82	
												170	H	Nevada	67 76	
												302	H	Cal i fornia Baptist	83 85	

LAST 12 Division I GAMES:																
				100	A	Montana St.	62 85	103	H	UNI	64 71					
				113	H	Idaho	70 63	170	H	Nevada	67 76					
								126	A	Utah	59 82					
								70	H	Southern Cal i fornia	50 86					
								302	H	Cal i fornia Baptist	83 85					

Non-Div I Games:

Long Beach St.

Average RPI	Win: 343	WON-LOST	WINNING	LAST 10	STRENGTH OF	OPP. STRENGTH	TEAM	ADJ.	CONF.	ADJ CONF.
Average RPI	Loss: 221	RECORD	PCT. RANK	GAMES	SCHEDULE	OF SCHEDULE	RPI	RPI	RPI	RPI
DIV. I ONLY	1- 3	269	0- 1	351	228	350	350	29	29	
DIV. I NON-CONF.	1- 3	269	0- 1	351	228	350	350	29	29	

TOTALS	RPI 1-25	RPI 26-50	W-L RECORDS	RPI 51-100	RPI 101-150	RPI 150+				
1- 3	0- 0	0- 0	OVERALL	0- 1	0- 0	1- 2				
1- 2	0- 0	0- 0	HOME	0- 0	0- 0	1- 2				
0- 1	0- 0	0- 0	AWAY	0- 1	0- 0	0- 0				
0- 0	0- 0	0- 0	NEUTRAL	0- 0	0- 0	0- 0				
1- 3	0- 0	0- 0	NON-CONFERENCE	0- 1	0- 0	1- 2				
1- 2	0- 0	0- 0	HOME	0- 0	0- 0	1- 2				
0- 1	0- 0	0- 0	AWAY	0- 1	0- 0	0- 0				
0- 0	0- 0	0- 0	NEUTRAL	0- 0	0- 0	0- 0				
0- 0	0- 0	0- 0	CONFERENCE	0- 0	0- 0	0- 0				
0- 0	0- 0	0- 0	HOME	0- 0	0- 0	0- 0				
0- 0	0- 0	0- 0	AWAY	0- 0	0- 0	0- 0				
0- 0	0- 0	0- 0	NEUTRAL	0- 0	0- 0	0- 0				

RPI 1-25				RPI 26-50				RPI 51-100				RPI 101+ Team's RPI : 350					
RPI	S	Opponent	Score	RPI	S	Opponent	Score	RPI	S	Opponent	Score	RPI	S	Opponent	Score		
								75	A	VCU	55	84	273	H	Saint Francis (PA)	88	91
													314	H	Wagner	60	86
													343	H	UMES	83	71

LAST 12 Division I GAMES:																	

Non-Div I Games:

Longwood

Average RPI Win:	323	WON-LOST	WINNING	LAST 10	STRENGTH OF	OPP. STRENGTH	TEAM	ADJ.	CONF.	ADJ CONF.
Average RPI Loss:	146	RECORD	PCT. RANK	GAMES	SCHEDULE	OF SCHEDULE	RPI	RPI	RPI	RPI
DIV. I ONLY	2- 4	226	0- 1	335	128	316	316	21	21	
DIV. I NON-CONF.	2- 4	226	0- 1	335	128	316	316	21	21	

TOTALS	RPI 1-25	RPI 26-50	W-L RECORDS	RPI 51-100	RPI 101-150	RPI 150+				
2- 4	0- 1	0- 1	OVERALL	0- 0	0- 0	2- 2				
1- 1	0- 1	0- 0	HOME	0- 0	0- 0	1- 0				
1- 2	0- 0	0- 1	AWAY	0- 0	0- 0	1- 1				
0- 1	0- 0	0- 0	NEUTRAL	0- 0	0- 0	0- 1				
2- 4	0- 1	0- 1	NON-CONFERENCE	0- 0	0- 0	2- 2				
1- 1	0- 1	0- 0	HOME	0- 0	0- 0	1- 0				
1- 2	0- 0	0- 1	AWAY	0- 0	0- 0	1- 1				
0- 1	0- 0	0- 0	NEUTRAL	0- 0	0- 0	0- 1				
0- 0	0- 0	0- 0	CONFERENCE	0- 0	0- 0	0- 0				
0- 0	0- 0	0- 0	HOME	0- 0	0- 0	0- 0				
0- 0	0- 0	0- 0	AWAY	0- 0	0- 0	0- 0				
0- 0	0- 0	0- 0	NEUTRAL	0- 0	0- 0	0- 0				

RPI 1-25				RPI 26-50				RPI 51-100				RPI 101+ Team's RPI: 316			
RPI	S	Opponent	Score	RPI	S	Opponent	Score	RPI	S	Opponent	Score	RPI	S	Opponent	Score
18	H	Lamar University	77 79	30	A	Auburn	59 71					249	N	A&M-Corpus Christi	63 64
												287	A	UTRGV	60 75
												306	H	Jackson St.	68 61
												340	A	McNeese	70 59
LAST 12 Division I GAMES:															
287	A	UTRGV	60 75	306	H	Jackson St.	68 61								
249	N	A&M-Corpus Christi	63 64	340	A	McNeese	70 59								
30	A	Auburn	59 71	18	H	Lamar University	77 79								

Non-Div I Games: Dillard 69 72

Louisiana

Average RPI Win:	187	WON-LOST	WINNING	LAST 10	STRENGTH OF	OPP. STRENGTH	TEAM	ADJ.	CONF.	ADJ CONF.
Average RPI Loss:	139	RECORD	PCT. RANK	GAMES	SCHEDULE	OF SCHEDULE	RPI	RPI	RPI	RPI

DIV. I ONLY	3- 3	160	0- 1	217	73	166	166	17	17
DIV. I NON-CONF.	3- 3	160	0- 1	217	73	166	166	17	17

TOTALS	RPI 1-25	RPI 26-50	W-L RECORDS	RPI 51-100	RPI 101-150	RPI 150+			
3- 3	0- 0	0- 1	OVERALL	0- 0	1- 0	2- 2			
1- 1	0- 0	0- 0	HOME	0- 0	1- 0	0- 1			
2- 2	0- 0	0- 1	AWAY	0- 0	0- 0	2- 1			
0- 0	0- 0	0- 0	NEUTRAL	0- 0	0- 0	0- 0			
3- 3	0- 0	0- 1	NON-CONFERENCE	0- 0	1- 0	2- 2			
1- 1	0- 0	0- 0	HOME	0- 0	1- 0	0- 1			
2- 2	0- 0	0- 1	AWAY	0- 0	0- 0	2- 1			
0- 0	0- 0	0- 0	NEUTRAL	0- 0	0- 0	0- 0			
0- 0	0- 0	0- 0	CONFERENCE	0- 0	0- 0	0- 0			
0- 0	0- 0	0- 0	HOME	0- 0	0- 0	0- 0			
0- 0	0- 0	0- 0	AWAY	0- 0	0- 0	0- 0			
0- 0	0- 0	0- 0	NEUTRAL	0- 0	0- 0	0- 0			

RPI 1-25				RPI 26-50				RPI 51-100				RPI 101+ Team's RPI: 166			
RPI	S	Opponent	Score	RPI	S	Opponent	Score	RPI	S	Opponent	Score	RPI	S	Opponent	Score
				46	A	Arizona St.	44 80					134	H	Houston	100 88
												172	A	Wichi ta St.	56 70
												181	A	Arkansas St.	80 70
												200	H	Little Rock	58 69
												245	A	Memphi s	66 50
LAST 12 Division I GAMES:															
				245	A	Memphi s	66 50	46	A	Ari zona St.	44 80				
				134	H	Houston	100 88	172	A	Wi chi ta St.	56 70				
				200	H	Li ttle Rock	58 69	181	A	Arkansas St.	80 70				

Non-Div I Games: LSU-Alexandria 112 70

Louisiana Tech

Average RPI Win:	114	WON-LOST	WINNING	LAST 10	STRENGTH OF	OPP. STRENGTH	TEAM	ADJ.	CONF.	ADJ CONF.
Average RPI Loss:	0	RECORD	PCT. RANK	GAMES	SCHEDULE	OF SCHEDULE	RPI	RPI	RPI	RPI
DIV. I ONLY	7- 0	1	1- 0	66	27	6	6	1	1	
DIV. I NON-CONF.	7- 0	1	1- 0	66	27	6	6	1	1	

TOTALS	RPI 1-25	RPI 26-50	W-L RECORDS	RPI 51-100	RPI 101-150	RPI 150+				
7- 0	0- 0	2- 0	OVERALL	1- 0	2- 0	2- 0				
2- 0	0- 0	0- 0	HOME	0- 0	2- 0	0- 0				
3- 0	0- 0	1- 0	AWAY	1- 0	0- 0	1- 0				
2- 0	0- 0	1- 0	NEUTRAL	0- 0	0- 0	1- 0				
7- 0	0- 0	2- 0	NON-CONFERENCE	1- 0	2- 0	2- 0				
2- 0	0- 0	0- 0	HOME	0- 0	2- 0	0- 0				
3- 0	0- 0	1- 0	AWAY	1- 0	0- 0	1- 0				
2- 0	0- 0	1- 0	NEUTRAL	0- 0	0- 0	1- 0				
0- 0	0- 0	0- 0	CONFERENCE	0- 0	0- 0	0- 0				
0- 0	0- 0	0- 0	HOME	0- 0	0- 0	0- 0				
0- 0	0- 0	0- 0	AWAY	0- 0	0- 0	0- 0				
0- 0	0- 0	0- 0	NEUTRAL	0- 0	0- 0	0- 0				

RPI 1-25	Team's RPI: 6	RPI 26-50	RPI 51-100	RPI 101+
RPI S Opponent Score	RPI S Opponent Score	RPI S Opponent Score	RPI S Opponent Score	RPI S Opponent Score
	46 N Arizona St. 58 56	61 A Chattanooga 75 49	130 H Nebraska 85 68	
	49 A Boise St. 74 55		139 H Miami (OH) 95 73	
			180 N Hartford 86 69	
			195 A Western Ky. 102 80	
LAST 12 Division I GAMES:				
	130 H Nebraska 85 68	46 N Arizona St. 58 56		
	139 H Miami (OH) 95 73	49 A Boise St. 74 55		
	180 N Hartford 86 69	61 A Chattanooga 75 49		
		195 A Western Ky. 102 80		

Non-Div I Games:

Louisville

Average RPI	Win:	296	WON-LOST	WINNING	LAST 10	STRENGTH OF	OPP. STRENGTH	TEAM	ADJ.	CONF.	ADJ CONF.
Average RPI	Loss:	161	RECORD	PCT. RANK	GAMES	SCHEDULE	OF SCHEDULE	RPI	RPI	RPI	RPI
DIV. I ONLY		4- 2		97	1- 0	341	125	243	243	16	16
DIV. I NON-CONF.		4- 2		97	1- 0	341	125	243	243	16	16

TOTALS	RPI 1-25		RPI 26-50		W-L RECORDS	RPI 51-100		RPI 101-150		RPI 150+	
4- 2	0- 0		0- 0		OVERALL	0- 0		0- 1		4- 1	
3- 0	0- 0		0- 0		HOME	0- 0		0- 0		3- 0	
1- 2	0- 0		0- 0		AWAY	0- 0		0- 1		1- 1	
0- 0	0- 0		0- 0		NEUTRAL	0- 0		0- 0		0- 0	
4- 2	0- 0		0- 0		NON-CONFERENCE	0- 0		0- 1		4- 1	
3- 0	0- 0		0- 0		HOME	0- 0		0- 0		3- 0	
1- 2	0- 0		0- 0		AWAY	0- 0		0- 1		1- 1	
0- 0	0- 0		0- 0		NEUTRAL	0- 0		0- 0		0- 0	
0- 0	0- 0		0- 0		CONFERENCE	0- 0		0- 0		0- 0	
0- 0	0- 0		0- 0		HOME	0- 0		0- 0		0- 0	
0- 0	0- 0		0- 0		AWAY	0- 0		0- 0		0- 0	
0- 0	0- 0		0- 0		NEUTRAL	0- 0		0- 0		0- 0	

RPI 1-25				RPI 26-50				RPI 51-100				RPI 101+ Team's RPI: 243			
RPI	S	Opponent	Score	RPI	S	Opponent	Score	RPI	S	Opponent	Score	RPI	S	Opponent	Score
												138	A	Youngstown St.	63 74
												183	A	Bowling Green	74 88
												238	A	UIC	75 60
												285	H	Detroit Mercy	52 43
												328	H	Purdue Fort Wayne	81 67
												333	H	Chicago St.	76 40

LAST 12 Division I GAMES:															
				183	A	Bowling Green	74 88			328	H	Purdue Fort Wayne	81 67		
				238	A	UIC	75 60			333	H	Chicago St.	76 40		
				285	H	Detroit Mercy	52 43								
				138	A	Youngstown St.	63 74								

Non-Div I Games:

Loyol a Chi cago

Average RPI	Win:	0	WON-LOST	WINNING	LAST 10	STRENGTH OF	OPP. STRENGTH	TEAM	ADJ.	CONF.	ADJ CONF.
Average RPI	Loss:	203	RECORD	PCT. RANK	GAMES	SCHEDULE	OF SCHEDULE	RPI	RPI	RPI	RPI
DIV. I ONLY		0- 7		321	0- 1	238	279	334	334	19	19
DIV. I NON-CONF.		0- 7		321	0- 1	238	279	334	334	19	19

TOTALS	RPI 1-25		RPI 26-50		W-L RECORDS	RPI 51-100		RPI 101-150		RPI 150+	
0- 7	0- 0		0- 0		OVERALL	0- 1		0- 0		0- 6	
0- 2	0- 0		0- 0		HOME	0- 0		0- 0		0- 2	
0- 4	0- 0		0- 0		AWAY	0- 0		0- 0		0- 4	
0- 1	0- 0		0- 0		NEUTRAL	0- 1		0- 0		0- 0	
0- 7	0- 0		0- 0		NON-CONFERENCE	0- 1		0- 0		0- 6	
0- 2	0- 0		0- 0		HOME	0- 0		0- 0		0- 2	
0- 4	0- 0		0- 0		AWAY	0- 0		0- 0		0- 4	
0- 1	0- 0		0- 0		NEUTRAL	0- 1		0- 0		0- 0	
0- 0	0- 0		0- 0		CONFERENCE	0- 0		0- 0		0- 0	
0- 0	0- 0		0- 0		HOME	0- 0		0- 0		0- 0	
0- 0	0- 0		0- 0		AWAY	0- 0		0- 0		0- 0	
0- 0	0- 0		0- 0		NEUTRAL	0- 0		0- 0		0- 0	

RPI 1-25				RPI 26-50				RPI 51-100				RPI 101+				Team's RPI: 334
RPI	S	Opponent	Score	RPI	S	Opponent	Score	RPI	S	Opponent	Score	RPI	S	Opponent	Score	
								58	N	Boston College	47 73	157	A	George Mason	38 70	
												158	A	Georgetown	30 45	
												196	H	William & Mary	49 65	
												226	H	Mt. St. Mary's	67 77	
												308	A	Dartmouth	41 54	
												319	A	Saint Joseph's	46 49	
LAST 12 Division I GAMES:																
319	A	Saint Joseph's	46 49	58	N	Boston College	47 73	196	H	William & Mary	49 65					
226	H	Mt. St. Mary's	67 77					158	A	Georgetown	30 45					
								308	A	Dartmouth	41 54					
								157	A	George Mason	38 70					

Non-Div I Games:

Loyola Maryl and

Average RPI	Win:	183	WON-LOST	WINNING	LAST 10	STRENGTH OF	OPP. STRENGTH	TEAM	ADJ.	CONF.	ADJ CONF.
Average RPI	Loss:	79	RECORD	PCT. RANK	GAMES	SCHEDULE	OF SCHEDULE	RPI	RPI	RPI	RPI
DIV. I ONLY		5- 2		80	1- 0	121	119	79	79	6	6
DIV. I NON-CONF.		5- 2		80	1- 0	121	119	79	79	6	6

TOTALS	RPI 1-25		RPI 26-50		W-L RECORDS	RPI 51-100		RPI 101-150		RPI 150+	
5- 2	0- 0		0- 1		OVERALL	2- 0		0- 1		3- 0	
3- 1	0- 0		0- 0		HOME	2- 0		0- 1		1- 0	
2- 1	0- 0		0- 1		AWAY	0- 0		0- 0		2- 0	
0- 0	0- 0		0- 0		NEUTRAL	0- 0		0- 0		0- 0	
5- 2	0- 0		0- 1		NON-CONFERENCE	2- 0		0- 1		3- 0	
3- 1	0- 0		0- 0		HOME	2- 0		0- 1		1- 0	
2- 1	0- 0		0- 1		AWAY	0- 0		0- 0		2- 0	
0- 0	0- 0		0- 0		NEUTRAL	0- 0		0- 0		0- 0	
0- 0	0- 0		0- 0		CONFERENCE	0- 0		0- 0		0- 0	
0- 0	0- 0		0- 0		HOME	0- 0		0- 0		0- 0	
0- 0	0- 0		0- 0		AWAY	0- 0		0- 0		0- 0	
0- 0	0- 0		0- 0		NEUTRAL	0- 0		0- 0		0- 0	

RPI	S	Opponent	Score	RPI	S	Opponent	Score	RPI	S	Opponent	Score	RPI	S	Opponent	Score
35	A	Denver	75 104	62	H	UCLA	69 63	122	H	Northern Ari z.	62 63	169	A	Arizona	66 64
				73	H	UC Davis	60 53	294	H	Robert Morris	61 53	317	A	UC Santa Barbara	70 57
LAST 12 Division I GAMES:															
35	A	Denver	75 104	294	H	Robert Morris	61 53								
73	H	UC Davis	60 53												
122	H	Northern Ari z.	62 63												
317	A	UC Santa Barbara	70 57												
169	A	Arizona	66 64												
62	H	UCLA	69 63												

Non-Div I Games:

Loyola Marymount

M a i n e

Maine

Mai ne

Average RPI	Win:	347	WON-LOST	WINNING	LAST 10	STRENGTH OF	OPP. STRENGTH	TEAM	ADJ.	CONF.	ADJ CONF.
Average RPI	Loss:	224	RECORD	PCT. RANK	GAMES	SCHEDULE	OF SCHEDULE	RPI	RPI	RPI	RPI
DIV. I ONLY		1- 5		287	0- 1	338	287	346	346	27	27
DIV. I NON-CONF.		1- 5		287	0- 1	338	287	346	346	27	27

TOTALS	RPI 1-25		RPI 26-50		W-L RECORDS	RPI 51-100		RPI 101-150		RPI 150+	
1- 5	0- 0		0- 0		OVERALL	0- 0		0- 2		1- 3	
1- 2	0- 0		0- 0		HOME	0- 0		0- 1		1- 1	
0- 3	0- 0		0- 0		AWAY	0- 0		0- 1		0- 2	
0- 0	0- 0		0- 0		NEUTRAL	0- 0		0- 0		0- 0	
1- 5	0- 0		0- 0		NON-CONFERENCE	0- 0		0- 2		1- 3	
1- 2	0- 0		0- 0		HOME	0- 0		0- 1		1- 1	
0- 3	0- 0		0- 0		AWAY	0- 0		0- 1		0- 2	
0- 0	0- 0		0- 0		NEUTRAL	0- 0		0- 0		0- 0	
0- 0	0- 0		0- 0		CONFERENCE	0- 0		0- 0		0- 0	
0- 0	0- 0		0- 0		HOME	0- 0		0- 0		0- 0	
0- 0	0- 0		0- 0		AWAY	0- 0		0- 0		0- 0	
0- 0	0- 0		0- 0		NEUTRAL	0- 0		0- 0		0- 0	

RPI 1-25				RPI 26-50				RPI 51-100				RPI 101+ Team's RPI: 346			
RPI	S	Opponent	Score	RPI	S	Opponent	Score	RPI	S	Opponent	Score	RPI	S	Opponent	Score
												109	H	Stony Brook	48 79
												111	A	Fordham	61 65
												276	A	St. Francis Brooklyn	65 73
												285	H	Detroit Mercy	56 58
												338	A	Albany (NY)	54 60
												347	H	LIU Brooklyn	61 46
LAST 12 Division I GAMES:															
				111	A	Fordham	61 65								
				285	H	Detroit Mercy	56 58								
				109	H	Stony Brook	48 79								
				338	A	Albany (NY)	54 60								
				276	A	St. Francis Brooklyn	65 73								
				347	H	LIU Brooklyn	61 46								

Non-Div I Games:

Manhattan

Average RPI	Win:	245	WON-LOST	WINNING	LAST 10	STRENGTH OF	OPP. STRENGTH	TEAM	ADJ.	CONF.	ADJ CONF.
Average RPI	Loss:	160	RECORD	PCT. RANK	GAMES	SCHEDULE	OF SCHEDULE	RPI	RPI	RPI	RPI
DIV. I ONLY		6- 1		33	1- 0	296	170	143	143	27	27
DIV. I NON-CONF.		6- 1		33	1- 0	296	170	143	143	27	27

TOTALS	RPI 1-25		RPI 26-50		W-L RECORDS	RPI 51-100		RPI 101-150		RPI 150+	
6- 1	0- 0		0- 0		OVERALL	0- 0		1- 0		5- 1	
2- 0	0- 0		0- 0		HOME	0- 0		1- 0		1- 0	
2- 0	0- 0		0- 0		AWAY	0- 0		0- 0		2- 0	
2- 1	0- 0		0- 0		NEUTRAL	0- 0		0- 0		2- 1	
6- 1	0- 0		0- 0		NON-CONFERENCE	0- 0		1- 0		5- 1	
2- 0	0- 0		0- 0		HOME	0- 0		1- 0		1- 0	
2- 0	0- 0		0- 0		AWAY	0- 0		0- 0		2- 0	
2- 1	0- 0		0- 0		NEUTRAL	0- 0		0- 0		2- 1	
0- 0	0- 0		0- 0		CONFERENCE	0- 0		0- 0		0- 0	
0- 0	0- 0		0- 0		HOME	0- 0		0- 0		0- 0	
0- 0	0- 0		0- 0		AWAY	0- 0		0- 0		0- 0	
0- 0	0- 0		0- 0		NEUTRAL	0- 0		0- 0		0- 0	

RPI 1-25				RPI 26-50				RPI 51-100				RPI 101+ Team's RPI: 143			
RPI	S	Opponent	Score	RPI	S	Opponent	Score	RPI	S	Opponent	Score	RPI	S	Opponent	Score
												101	H	Boston U.	68 57
												160	N	Wright St.	60 76
												223	H	Temple	74 68
												269	N	Stetson	76 69
												274	A	El on	61 57
												290	N	Hofstra	71 57
												312	A	Navy	72 48

LAST 12 Division I GAMES:															
				312	A	Navy	72 48	274	A	El on	61 57				
								160	N	Wright St.	60 76				
								290	N	Hofstra	71 57				
								269	N	Stetson	76 69				
								223	H	Temple	74 68				
								101	H	Boston U.	68 57				

Non-Div I Games:

Marist

Average RPI Win:	131	WON-LOST	WINNING	LAST 10	STRENGTH OF	OPP. STRENGTH	TEAM	ADJ.	CONF.	ADJ CONF.
Average RPI Loss:	28	RECORD	PCT. RANK	GAMES	SCHEDULE	OF SCHEDULE	RPI	RPI	RPI	RPI
DIV. I ONLY	5- 1	45	1- 0	95	38	14	14	7	7	
DIV. I NON-CONF.	5- 1	45	1- 0	95	38	14	14	7	7	

TOTALS	RPI 1-25	RPI 26-50	W-L RECORDS	RPI 51-100	RPI 101-150	RPI 150+				
5- 1	1- 0	0- 1	OVERALL	1- 0	1- 0	2- 0				
4- 0	1- 0	0- 0	HOME	1- 0	1- 0	1- 0				
1- 1	0- 0	0- 1	AWAY	0- 0	0- 0	1- 0				
0- 0	0- 0	0- 0	NEUTRAL	0- 0	0- 0	0- 0				
5- 1	1- 0	0- 1	NON-CONFERENCE	1- 0	1- 0	2- 0				
4- 0	1- 0	0- 0	HOME	1- 0	1- 0	1- 0				
1- 1	0- 0	0- 1	AWAY	0- 0	0- 0	1- 0				
0- 0	0- 0	0- 0	NEUTRAL	0- 0	0- 0	0- 0				
0- 0	0- 0	0- 0	CONFERENCE	0- 0	0- 0	0- 0				
0- 0	0- 0	0- 0	HOME	0- 0	0- 0	0- 0				
0- 0	0- 0	0- 0	AWAY	0- 0	0- 0	0- 0				
0- 0	0- 0	0- 0	NEUTRAL	0- 0	0- 0	0- 0				

RPI 1-25				Team's RPI: 14			
RPI	S	Opponent	Score				
24	H	South Dakota St.	91 52				

RPI 26-50			
RPI	S	Opponent	Score
28	A	Miami (FL)	55 63

RPI 51-100			
RPI	S	Opponent	Score
100	H	Montana St.	100 52

RPI 101+			
RPI	S	Opponent	Score
103	H	UNI	102 61
189	A	Milwaukee	83 74
238	H	UIC	96 32

LAST 12 Division I GAMES:			
103	H	UNI	102 61
28	A	Miami (FL)	55 63
189	A	Milwaukee	83 74
238	H	UIC	96 32
100	H	Montana St.	100 52

24	H	South Dakota St.	91 52
----	---	------------------	-------

Non-Div I Games:

Marquette

Average RPI Win:	310	WON-LOST	WINNING	LAST 10	STRENGTH OF	OPP. STRENGTH	TEAM	ADJ.	CONF.	ADJ CONF.
Average RPI Loss:	165	RECORD	PCT. RANK	GAMES	SCHEDULE	OF SCHEDULE	RPI	RPI	RPI	RPI
DIV. I ONLY	2- 4	226	1- 0	308	209	318	318	17	17	
DIV. I NON-CONF.	2- 4	226	1- 0	308	209	318	318	17	17	

TOTALS	RPI 1-25	RPI 26-50	W-L RECORDS	RPI 51-100	RPI 101-150	RPI 150+				
2- 4	0- 0	0- 1	OVERALL	0- 0	0- 0	2- 3				
2- 1	0- 0	0- 1	HOME	0- 0	0- 0	2- 0				
0- 3	0- 0	0- 0	AWAY	0- 0	0- 0	0- 3				
0- 0	0- 0	0- 0	NEUTRAL	0- 0	0- 0	0- 0				
2- 4	0- 0	0- 1	NON-CONFERENCE	0- 0	0- 0	2- 3				
2- 1	0- 0	0- 1	HOME	0- 0	0- 0	2- 0				
0- 3	0- 0	0- 0	AWAY	0- 0	0- 0	0- 3				
0- 0	0- 0	0- 0	NEUTRAL	0- 0	0- 0	0- 0				
0- 0	0- 0	0- 0	CONFERENCE	0- 0	0- 0	0- 0				
0- 0	0- 0	0- 0	HOME	0- 0	0- 0	0- 0				
0- 0	0- 0	0- 0	AWAY	0- 0	0- 0	0- 0				
0- 0	0- 0	0- 0	NEUTRAL	0- 0	0- 0	0- 0				

RPI 1-25				RPI 26-50				RPI 51-100				RPI 101+ Team's RPI: 318			
RPI	S	Opponent	Score	RPI	S	Opponent	Score	RPI	S	Opponent	Score	RPI	S	Opponent	Score
				47	H	Indiana St.	53 62					183	A	Bowling Green	76 99
												209	A	Appalachian St.	52 74
												219	A	Southern Ill.	49 58
												272	H	Coppin St.	88 67
												348	H	Evansville	72 65

LAST 12 Division I GAMES:															
				47	H	Indiana St.	53 62	272	H	Coppin St.	88 67				
								348	H	Evansville	72 65				
								209	A	Appalachian St.	52 74				
								219	A	Southern Ill.	49 58				
								183	A	Bowling Green	76 99				

Non-Div I Games: Bluefield St. 82 29

Marshall

Average RPI	Win:	194	WON-LOST	WINNING	LAST 10	STRENGTH OF	OPP. STRENGTH	TEAM	ADJ.	CONF.	ADJ CONF.
Average RPI	Loss:	0	RECORD	PCT. RANK	GAMES	SCHEDULE	OF SCHEDULE	RPI	RPI	RPI	RPI
DIV. I ONLY		7- 0		1	1- 0	261	72	55	55	4	4
DIV. I NON-CONF.		7- 0		1	1- 0	261	72	55	55	4	4

TOTALS	RPI 1-25		RPI 26-50		W-L RECORDS	RPI 51-100		RPI 101-150		RPI 150+	
7- 0	0- 0		0- 0		OVERALL	1- 0		2- 0		4- 0	
3- 0	0- 0		0- 0		HOME	1- 0		1- 0		1- 0	
2- 0	0- 0		0- 0		AWAY	0- 0		1- 0		1- 0	
2- 0	0- 0		0- 0		NEUTRAL	0- 0		0- 0		2- 0	
7- 0	0- 0		0- 0		NON-CONFERENCE	1- 0		2- 0		4- 0	
3- 0	0- 0		0- 0		HOME	1- 0		1- 0		1- 0	
2- 0	0- 0		0- 0		AWAY	0- 0		1- 0		1- 0	
2- 0	0- 0		0- 0		NEUTRAL	0- 0		0- 0		2- 0	
0- 0	0- 0		0- 0		CONFERENCE	0- 0		0- 0		0- 0	
0- 0	0- 0		0- 0		HOME	0- 0		0- 0		0- 0	
0- 0	0- 0		0- 0		AWAY	0- 0		0- 0		0- 0	
0- 0	0- 0		0- 0		NEUTRAL	0- 0		0- 0		0- 0	

RPI 1-25				RPI 26-50				RPI 51-100				RPI 101+			
RPI	S	Opponent	Score	RPI	S	Opponent	Score	RPI	S	Opponent	Score	RPI	S	Opponent	Score
								96	H	Georgia Tech	67 54	118	A	South Carolina	85 61
												149	H	Dayton	82 71
												175	N	Georgia	58 51
												204	A	George Washington	69 30
												272	H	Coppin St.	93 36
												341	N	Morgan St.	68 44

LAST 12 Division I GAMES:															
								96	H	Georgia Tech	67 54	149	H	Dayton	82 71
								175	N	Georgia	58 51	272	H	Coppin St.	93 36
								341	N	Morgan St.	68 44				
								118	A	South Carolina	85 61				
								204	A	George Washington	69 30				

Non-Div I Games:

Maryland

Average RPI Win:	249	WON-LOST	WINNING	LAST 10	STRENGTH OF	OPP. STRENGTH	TEAM	ADJ.	CONF.	ADJ CONF.
Average RPI Loss:	135	RECORD	PCT. RANK	GAMES	SCHEDULE	OF SCHEDULE	RPI	RPI	RPI	RPI
DIV. I ONLY	5- 3	117	0- 1	210	270	190	190	14	14	
DIV. I NON-CONF.	5- 3	117	0- 1	210	270	190	190	14	14	

TOTALS	RPI 1-25	RPI 26-50	W-L RECORDS	RPI 51-100	RPI 101-150	RPI 150+				
5- 3	0- 1	0- 0	OVERALL	0- 0	0- 0	5- 2				
3- 1	0- 0	0- 0	HOME	0- 0	0- 0	3- 1				
1- 1	0- 0	0- 0	AWAY	0- 0	0- 0	1- 1				
1- 1	0- 1	0- 0	NEUTRAL	0- 0	0- 0	1- 0				
5- 3	0- 1	0- 0	NON-CONFERENCE	0- 0	0- 0	5- 2				
3- 1	0- 0	0- 0	HOME	0- 0	0- 0	3- 1				
1- 1	0- 0	0- 0	AWAY	0- 0	0- 0	1- 1				
1- 1	0- 1	0- 0	NEUTRAL	0- 0	0- 0	1- 0				
0- 0	0- 0	0- 0	CONFERENCE	0- 0	0- 0	0- 0				
0- 0	0- 0	0- 0	HOME	0- 0	0- 0	0- 0				
0- 0	0- 0	0- 0	AWAY	0- 0	0- 0	0- 0				
0- 0	0- 0	0- 0	NEUTRAL	0- 0	0- 0	0- 0				

RPI 1-25				RPI 26-50				RPI 51-100				RPI 101+ Team's RPI: 190			
RPI	S	Opponent	Score	RPI	S	Opponent	Score	RPI	S	Opponent	Score	RPI	S	Opponent	Score
22	N	Bucknell I	58 77									155	H	North Dakota	52 59
												220	A	Brown	90 61
												228	A	Towson	53 78
												230	H	Sacred Heart	78 61
												244	N	Fairfield	59 49
												263	H	Central Conn. St.	74 59
												287	H	UTRGV	74 70
LAST 12 Division I GAMES:															
287	H	UTRGV	74 70	155	H	North Dakota	52 59	244	N	Fairfield	59 49	220	A	Brown	90 61
263	H	Central Conn. St.	74 59	220	A	Brown	90 61	22	N	Bucknell I	58 77				
228	A	Towson	53 78												
230	H	Sacred Heart	78 61												

Non-Div I Games:

Massachusetts

Average RPI Win:	0	WON-LOST	WINNING	LAST 10	STRENGTH OF	OPP. STRENGTH	TEAM	ADJ.	CONF.	ADJ CONF.
Average RPI Loss:	214	RECORD	PCT. RANK	GAMES	SCHEDULE	OF SCHEDULE	RPI	RPI	RPI	RPI
DIV. I ONLY	0- 5	321	0- 1	240	339	340	340	22	22	
DIV. I NON-CONF.	0- 5	321	0- 1	240	339	340	340	22	22	

TOTALS	RPI 1-25	RPI 26-50	W-L RECORDS	RPI 51-100	RPI 101-150	RPI 150+				
0- 5	0- 1	0- 0	OVERALL	0- 0	0- 0	0- 4				
0- 1	0- 0	0- 0	HOME	0- 0	0- 0	0- 1				
0- 4	0- 1	0- 0	AWAY	0- 0	0- 0	0- 3				
0- 0	0- 0	0- 0	NEUTRAL	0- 0	0- 0	0- 0				
0- 5	0- 1	0- 0	NON-CONFERENCE	0- 0	0- 0	0- 4				
0- 1	0- 0	0- 0	HOME	0- 0	0- 0	0- 1				
0- 4	0- 1	0- 0	AWAY	0- 0	0- 0	0- 3				
0- 0	0- 0	0- 0	NEUTRAL	0- 0	0- 0	0- 0				
0- 0	0- 0	0- 0	CONFERENCE	0- 0	0- 0	0- 0				
0- 0	0- 0	0- 0	HOME	0- 0	0- 0	0- 0				
0- 0	0- 0	0- 0	AWAY	0- 0	0- 0	0- 0				
0- 0	0- 0	0- 0	NEUTRAL	0- 0	0- 0	0- 0				

RPI 1-25				RPI 26-50				RPI 51-100				RPI 101+ Team's RPI: 340			
RPI	S	Opponent	Score	RPI	S	Opponent	Score	RPI	S	Opponent	Score	RPI	S	Opponent	Score
17	A	Texas	40 96									199	A	Ri ce	65 93
												247	A	La. -Monroe	60 69
												289	A	Grambl i ng	51 75
												316	H	Loui si ana	59 70

LAST 12 Di vi si on I GAMES:															
199	A	Ri ce	65 93	17	A	Texas	40 96	316	H	Loui si ana	59 70	289	A	Grambl i ng	51 75
247	A	La. -Monroe	60 69												

Non-Di v I Games: LSU-Alexandria 60 68

Average RPI Loss: 160

DIV. I ONLY	2- 5	252	0- 1	120	308	245	245	8	8
DIV. I NON-CONF.	2- 5	252	0- 1	120	308	245	245	8	8
TOTALS	RPI 1-25	RPI 26-50	W-L RECORDS	RPI 51-100	RPI 101-150	RPI 150+			
2- 5	0- 0	0- 0	OVERALL	0- 1	0- 1	2- 3			
1- 2	0- 0	0- 0	HOME	0- 1	0- 0	1- 1			
0- 3	0- 0	0- 0	AWAY	0- 0	0- 1	0- 2			
1- 0	0- 0	0- 0	NEUTRAL	0- 0	0- 0	1- 0			
2- 5	0- 0	0- 0	NON-CONFERENCE	0- 1	0- 1	2- 3			
1- 2	0- 0	0- 0	HOME	0- 1	0- 0	1- 1			
0- 3	0- 0	0- 0	AWAY	0- 0	0- 1	0- 2			
1- 0	0- 0	0- 0	NEUTRAL	0- 0	0- 0	1- 0			
0- 0	0- 0	0- 0	CONFERENCE	0- 0	0- 0	0- 0			
0- 0	0- 0	0- 0	HOME	0- 0	0- 0	0- 0			
0- 0	0- 0	0- 0	AWAY	0- 0	0- 0	0- 0			
0- 0	0- 0	0- 0	NEUTRAL	0- 0	0- 0	0- 0			

[illegible]

Non-Div I Games:

Memphis

Average RPI Win: 231
Average RPI Loss: 159

WON-LOST
RECORD

WINNING
PCT. RANK

LAST 10
GAMES

STRENGTH OF
SCHEDULE

OPP. STRENGTH
OF SCHEDULE

TEAM
RPI

ADJ.
RPI

CONF.
RPI

ADJ CONF.
RPI

DIV. I ONLY	4- 4	160	1- 0	303	59	236	236	24	24
DIV. I NON-CONF.	4- 4	160	1- 0	303	59	236	236	24	24
<hr/>									
TOTALS	RPI 1-25	RPI 26-50	W-L RECORDS	RPI 51-100	RPI 101-150	RPI 150+			
4- 4	0- 0	0- 1	OVERALL	0- 0	0- 0	4- 3			
2- 1	0- 0	0- 1	HOME	0- 0	0- 0	2- 0			
1- 2	0- 0	0- 0	AWAY	0- 0	0- 0	1- 2			
1- 1	0- 0	0- 0	NEUTRAL	0- 0	0- 0	1- 1			
4- 4	0- 0	0- 1	NON-CONFERENCE	0- 0	0- 0	4- 3			
2- 1	0- 0	0- 1	HOME	0- 0	0- 0	2- 0			
1- 2	0- 0	0- 0	AWAY	0- 0	0- 0	1- 2			
1- 1	0- 0	0- 0	NEUTRAL	0- 0	0- 0	1- 1			
0- 0	0- 0	0- 0	CONFERENCE	0- 0	0- 0	0- 0			
0- 0	0- 0	0- 0	HOME	0- 0	0- 0	0- 0			
0- 0	0- 0	0- 0	AWAY	0- 0	0- 0	0- 0			
0- 0	0- 0	0- 0	NEUTRAL	0- 0	0- 0	0- 0			

RPI	S	Opponent	Score	RPI	S	Opponent	Score	RPI	S	Opponent	Score	RPI	S	Opponent	Score
				43	H	UCF	42 76					171	A	Wake Forest	54 69
												175	A	Georgia	60 67
												183	N	Bowling Green	76 63
												208	H	Florida	92 82
												245	N	Memphis	53 59
												262	H	Kennesaw St.	64 48
												271	A	Ga. Southern	79 72
<hr/>															
LAST 12 Division I GAMES:															
				262	H	Kennesaw St.	64 48					183	N	Bowling Green	76 63
				175	A	Georgia	60 67					245	N	Memphis	53 59
												43	H	UCF	42 76
												208	H	Florida	92 82
												271	A	Ga. Southern	79 72
												171	A	Wake Forest	54 69

Non-Div I Games:

Mercer

Average RPI	Win:	157	WON-LOST	WINNING	LAST 10	STRENGTH OF	OPP. STRENGTH	TEAM	ADJ.	CONF.	ADJ CONF.
Average RPI	Loss:	45	RECORD	PCT. RANK	GAMES	SCHEDULE	OF SCHEDULE	RPI	RPI	RPI	RPI
DIV. I ONLY			6- 2	68	2- 1	82	52	28	28	1	1
DIV. I NON-CONF.			6- 2	68	2- 1	82	52	28	28	1	1

TOTALS	RPI 1-25		RPI 26-50		W-L RECORDS	RPI 51-100		RPI 101-150		RPI 150+	
6- 2	1- 1		0- 0		OVERALL	1- 1		1- 0		3- 0	
5- 0	1- 0		0- 0		HOME	1- 0		1- 0		2- 0	
1- 2	0- 1		0- 0		AWAY	0- 1		0- 0		1- 0	
0- 0	0- 0		0- 0		NEUTRAL	0- 0		0- 0		0- 0	
6- 2	1- 1		0- 0		NON-CONFERENCE	1- 1		1- 0		3- 0	
5- 0	1- 0		0- 0		HOME	1- 0		1- 0		2- 0	
1- 2	0- 1		0- 0		AWAY	0- 1		0- 0		1- 0	
0- 0	0- 0		0- 0		NEUTRAL	0- 0		0- 0		0- 0	
0- 0	0- 0		0- 0		CONFERENCE	0- 0		0- 0		0- 0	
0- 0	0- 0		0- 0		HOME	0- 0		0- 0		0- 0	
0- 0	0- 0		0- 0		AWAY	0- 0		0- 0		0- 0	
0- 0	0- 0		0- 0		NEUTRAL	0- 0		0- 0		0- 0	

RPI	S	Opponent	Score	RPI	S	Opponent	Score	Team's RPI: 28	RPI	S	Opponent	Score	RPI	S	Opponent	Score
7	A	Iowa St.	52 75						83	A	Purdue	63 74	130	H	Nebraska	82 68
14	H	Marquette	63 55						97	H	SFA	81 60	180	H	Hartford	75 62
													223	H	Temple	73 61
													297	A	FIU	94 43

LAST 12 Division I GAMES:																
180	H	Hartford	75 62	97	H	SFA	81 60									
14	H	Marquette	63 55	297	A	FIU	94 43									
7	A	Iowa St.	52 75													
83	A	Purdue	63 74													
223	H	Temple	73 61													
130	H	Nebraska	82 68													

Non-Div I Games:

Miami (FL)

Average RPI	Win: 279	WON-LOST RECORD	WINNING PCT. RANK	LAST 10 GAMES	STRENGTH OF SCHEDULE	OPP. STRENGTH OF SCHEDULE	TEAM RPI	ADJ. RPI	CONF. RPI	ADJ CONF. RPI
Average RPI	Loss: 6									
DIV. I ONLY		5- 1	45	1- 0	317	93	139	139	11	11
DIV. I NON-CONF.		5- 1	45	1- 0	317	93	139	139	11	11

TOTALS	RPI 1-25		RPI 26-50		W-L RECORDS	RPI 51-100	RPI 101-150		RPI 150+	
5- 1	0- 1		0- 0		OVERALL	0- 0	0- 0		5- 0	
2- 0	0- 0		0- 0		HOME	0- 0	0- 0		2- 0	
3- 1	0- 1		0- 0		AWAY	0- 0	0- 0		3- 0	
0- 0	0- 0		0- 0		NEUTRAL	0- 0	0- 0		0- 0	
5- 1	0- 1		0- 0		NON-CONFERENCE	0- 0	0- 0		5- 0	
2- 0	0- 0		0- 0		HOME	0- 0	0- 0		2- 0	
3- 1	0- 1		0- 0		AWAY	0- 0	0- 0		3- 0	
0- 0	0- 0		0- 0		NEUTRAL	0- 0	0- 0		0- 0	
0- 0	0- 0		0- 0		CONFERENCE	0- 0	0- 0		0- 0	
0- 0	0- 0		0- 0		HOME	0- 0	0- 0		0- 0	
0- 0	0- 0		0- 0		AWAY	0- 0	0- 0		0- 0	
0- 0	0- 0		0- 0		NEUTRAL	0- 0	0- 0		0- 0	

RPI 1-25				RPI 26-50				RPI 51-100				RPI 101+ Team's RPI: 139			
RPI	S	Opponent	Score	RPI	S	Opponent	Score	RPI	S	Opponent	Score	RPI	S	Opponent	Score
6	A	Louisville	73 95									238	A	UIC	65 56
												261	H	Eastern Ky.	60 44
												277	H	High Point	68 55
												285	A	Detroit Mercy	78 59
												336	A	Canisius	62 59

LAST 12 Division I GAMES:															
261	H	Eastern Ky.	60 44	238	A	UIC	65 56	6	A	Louisville	73 95	277	H	High Point	68 55
336	A	Canisius	62 59					285	A	Detroit Mercy	78 59				

Non-Div I Games:

Miami (OH)

Average RPI	Win: 205	WON-LOST RECORD	WINNING PCT. RANK	LAST 10 GAMES	STRENGTH OF SCHEDULE	OPP. STRENGTH OF SCHEDULE	TEAM RPI	ADJ. RPI	CONF. RPI	ADJ CONF. RPI
Average RPI	Loss: 11									
DIV. I ONLY		5- 2	80	1- 1	32	187	20	20	4	4
DIV. I NON-CONF.		5- 2	80	1- 1	32	187	20	20	4	4

TOTALS	RPI 1-25		RPI 26-50	W-L RECORDS	RPI 51-100		RPI 101-150		RPI 150+	
5- 2	0- 2		0- 0	OVERALL	1- 0		1- 0		3- 0	
2- 0	0- 0		0- 0	HOME	0- 0		0- 0		2- 0	
1- 1	0- 1		0- 0	AWAY	0- 0		0- 0		1- 0	
2- 1	0- 1		0- 0	NEUTRAL	1- 0		1- 0		0- 0	
5- 2	0- 2		0- 0	NON-CONFERENCE	1- 0		1- 0		3- 0	
2- 0	0- 0		0- 0	HOME	0- 0		0- 0		2- 0	
1- 1	0- 1		0- 0	AWAY	0- 0		0- 0		1- 0	
2- 1	0- 1		0- 0	NEUTRAL	1- 0		1- 0		0- 0	
0- 0	0- 0		0- 0	CONFERENCE	0- 0		0- 0		0- 0	
0- 0	0- 0		0- 0	HOME	0- 0		0- 0		0- 0	
0- 0	0- 0		0- 0	AWAY	0- 0		0- 0		0- 0	
0- 0	0- 0		0- 0	NEUTRAL	0- 0		0- 0		0- 0	

RPI S Opponent Score	RPI S Opponent Score	RPI S Opponent Score	RPI S Opponent Score
5 A NC State 55 66		84 N Washington 80 73	108 N Missouri 70 54
17 N Texas 52 69			226 H Mt. St. Mary's 88 40
			285 H Detroit Mercy 95 62
			322 A Western Mich. 79 42

LAST 12 Division I GAMES:			
84 N Washington 80 73	285 H Detroit Mercy 95 62		
17 N Texas 52 69	322 A Western Mich. 79 42		
5 A NC State 55 66	226 H Mt. St. Mary's 88 40		
108 N Missouri 70 54			

Non-Div I Games:

Michigan

Average RPI	Win:	194	WON-LOST	WINNING	LAST 10	STRENGTH OF	OPP. STRENGTH	TEAM	ADJ.	CONF.	ADJ CONF.
Average RPI	Loss:	5	RECORD	PCT. RANK	GAMES	SCHEDULE	OF SCHEDULE	RPI	RPI	RPI	RPI
DIV. I ONLY		5- 1		45	1- 0	196	16	66	66	4	4
DIV. I NON-CONF.		5- 1		45	1- 0	196	16	66	66	4	4

TOTALS	RPI 1-25		RPI 26-50		W-L RECORDS	RPI 51-100		RPI 101-150		RPI 150+	
5- 1	0- 1		0- 0		OVERALL	0- 0		1- 0		4- 0	
4- 0	0- 0		0- 0		HOME	0- 0		1- 0		3- 0	
0- 0	0- 0		0- 0		AWAY	0- 0		0- 0		0- 0	
1- 1	0- 1		0- 0		NEUTRAL	0- 0		0- 0		1- 0	
5- 1	0- 1		0- 0		NON-CONFERENCE	0- 0		1- 0		4- 0	
4- 0	0- 0		0- 0		HOME	0- 0		1- 0		3- 0	
0- 0	0- 0		0- 0		AWAY	0- 0		0- 0		0- 0	
1- 1	0- 1		0- 0		NEUTRAL	0- 0		0- 0		1- 0	
0- 0	0- 0		0- 0		CONFERENCE	0- 0		0- 0		0- 0	
0- 0	0- 0		0- 0		HOME	0- 0		0- 0		0- 0	
0- 0	0- 0		0- 0		AWAY	0- 0		0- 0		0- 0	
0- 0	0- 0		0- 0		NEUTRAL	0- 0		0- 0		0- 0	

RPI 1-25				RPI 26-50				RPI 51-100				Team's RPI: 66				RPI 101+			
RPI	S	Opponent	Score	RPI	S	Opponent	Score	RPI	S	Opponent	Score	RPI	S	Opponent	Score	RPI	S	Opponent	Score
5	N	NC State	74 78													105	H	Virginia	91 66
																160	H	Wright St.	84 68
																183	H	Bowling Green	99 69
																258	H	ETSU	75 53
																262	N	Kennesaw St.	75 51

LAST 12 Division I GAMES:																			
160	H	Wright St.	84 68	105	H	Virginia	91 66												
258	H	ETSU	75 53	262	N	Kennesaw St.	75 51												
183	H	Bowling Green	99 69	5	N	NC State	74 78												

Non-Div I Games:

Michigan St.

Average RPI Win: 209		WON-LOST	WINNING	LAST 10	STRENGTH OF	OPP. STRENGTH	TEAM	ADJ.	CONF.	ADJ CONF.
Average RPI Loss: 91		RECORD	PCT. RANK	GAMES	SCHEDULE	OF SCHEDULE	RPI	RPI	RPI	RPI
DIV. I ONLY		6- 2	68	1- 0	212	87	112	112	17	17
DIV. I NON-CONF.		6- 2	68	1- 0	212	87	112	112	17	17

TOTALS		RPI 1-25		RPI 26-50	W-L RECORDS		RPI 51-100	RPI 101-150	RPI 150+	
6- 2		0- 0		0- 1	OVERALL		0- 0	0- 0	6- 1	
3- 1		0- 0		0- 1	HOME		0- 0	0- 0	3- 0	
2- 1		0- 0		0- 0	AWAY		0- 0	0- 0	2- 1	
1- 0		0- 0		0- 0	NEUTRAL		0- 0	0- 0	1- 0	
6- 2		0- 0		0- 1	NON-CONFERENCE		0- 0	0- 0	6- 1	
3- 1		0- 0		0- 1	HOME		0- 0	0- 0	3- 0	
2- 1		0- 0		0- 0	AWAY		0- 0	0- 0	2- 1	
1- 0		0- 0		0- 0	NEUTRAL		0- 0	0- 0	1- 0	
0- 0		0- 0		0- 0	CONFERENCE		0- 0	0- 0	0- 0	
0- 0		0- 0		0- 0	HOME		0- 0	0- 0	0- 0	
0- 0		0- 0		0- 0	AWAY		0- 0	0- 0	0- 0	
0- 0		0- 0		0- 0	NEUTRAL		0- 0	0- 0	0- 0	

RPI	S	Opponent	Score	RPI	S	Opponent	Score	RPI	S	Opponent	Score	RPI	S	Opponent	Score
				29	H	Belmont	38 45					151	H	Vanderbilt	65 58
												153	A	Tennessee Tech	64 68
												174	H	Georgia St.	69 54
												201	A	Furman	78 71
												203	A	UNLV	66 62
												217	H	Mississippi Val.	101 51
												308	N	Dartmouth	70 58

Team's RPI: 112															
LAST 12 Division I GAMES:															
				203	A	UNLV	66 62					217	H	Mississippi Val.	101 51
				174	H	Georgia St.	69 54					29	H	Belmont	38 45
				308	N	Dartmouth	70 58					153	A	Tennessee Tech	64 68
												201	A	Furman	78 71
												151	H	Vanderbilt	65 58

Non-Div I Games:

Middle Tenn.

Average RPI	Win: 244	WON-LOST RECORD	WINNING PCT. RANK	LAST 10 GAMES	STRENGTH OF SCHEDULE	OPP. STRENGTH OF SCHEDULE	TEAM RPI	ADJ. RPI	CONF. RPI	ADJ CONF. RPI
Average RPI	Loss: 75									
DIV. I ONLY		3- 5	218	1- 0	99	143	189	189	15	15
DIV. I NON-CONF.		3- 5	218	1- 0	99	143	189	189	15	15

TOTALS	RPI 1-25		RPI 26-50		W-L RECORDS	RPI 51-100	RPI 101-150		RPI 150+	
3- 5	0- 1		0- 0		OVERALL	1- 2	0- 2		2- 0	
2- 2	0- 1		0- 0		HOME	0- 0	0- 1		2- 0	
0- 3	0- 0		0- 0		AWAY	0- 2	0- 1		0- 0	
1- 0	0- 0		0- 0		NEUTRAL	1- 0	0- 0		0- 0	
3- 5	0- 1		0- 0		NON-CONFERENCE	1- 2	0- 2		2- 0	
2- 2	0- 1		0- 0		HOME	0- 0	0- 1		2- 0	
0- 3	0- 0		0- 0		AWAY	0- 2	0- 1		0- 0	
1- 0	0- 0		0- 0		NEUTRAL	1- 0	0- 0		0- 0	
0- 0	0- 0		0- 0		CONFERENCE	0- 0	0- 0		0- 0	
0- 0	0- 0		0- 0		HOME	0- 0	0- 0		0- 0	
0- 0	0- 0		0- 0		AWAY	0- 0	0- 0		0- 0	
0- 0	0- 0		0- 0		NEUTRAL	0- 0	0- 0		0- 0	

RPI 1-25				RPI 26-50				RPI 51-100				RPI 101+ Team's RPI: 189			
RPI	S	Opponent	Score	RPI	S	Opponent	Score	RPI	S	Opponent	Score	RPI	S	Opponent	Score
14	H	Marquette	74 83					57	A	Indiana	66 68	102	A	Fresno St.	48 65
								68	A	Saint Mary's (CA)	71 73	133	H	Wisconsin	57 68
								99	N	UC Riverside	56 54	304	H	Columbia	78 65
												328	H	Purdue Fort Wayne	70 48

LAST 12 Division I GAMES:															
14	H	Marquette	74 83	328	H	Purdue Fort Wayne	70 48	57	A	Indiana	66 68				
99	N	UC Riverside	56 54												
68	A	Saint Mary's (CA)	71 73												
102	A	Fresno St.	48 65												
304	H	Columbia	78 65												
133	H	Wisconsin	57 68												

Non-Div I Games:

Milwaukee

Minnesota				Through Games Of Dec. 1, 2018																				
Average RPI Win:		154	WON-LOST		WINNING		LAST 10		STRENGTH OF		OPP. STRENGTH		TEAM		ADJ.		CONF.		ADJ CONF.					
Average RPI Loss:		0	RECORD		PCT. RANK		GAMES		SCHEDULE		OF SCHEDULE		RPI		RPI		RPI		RPI					
DIV. I ONLY			6- 0		1		1- 0		171		24		13		13		4		4					
DIV. I NON-CONF.			6- 0		1		1- 0		171		24		13		13		4		4					

TOTALS		RPI 1-25		RPI 26-50		W-L RECORDS		RPI 51-100		RPI 101-150		RPI 150+												
6- 0		1- 0		0- 0		OVERALL		1- 0		1- 0		3- 0												
5- 0		1- 0		0- 0		HOME		0- 0		1- 0		3- 0												
1- 0		0- 0		0- 0		AWAY		1- 0		0- 0		0- 0												
0- 0		0- 0		0- 0		NEUTRAL		0- 0		0- 0		0- 0												
6- 0		1- 0		0- 0		NON-CONFERENCE		1- 0		1- 0		3- 0												
5- 0		1- 0		0- 0		HOME		0- 0		1- 0		3- 0												
1- 0		0- 0		0- 0		AWAY		1- 0		0- 0		0- 0												
0- 0		0- 0		0- 0		NEUTRAL		0- 0		0- 0		0- 0												
0- 0		0- 0		0- 0		CONFERENCE		0- 0		0- 0		0- 0												
0- 0		0- 0		0- 0		HOME		0- 0		0- 0		0- 0												
0- 0		0- 0		0- 0		AWAY		0- 0		0- 0		0- 0												
0- 0		0- 0		0- 0		NEUTRAL		0- 0		0- 0		0- 0												

RPI 1-25				Team's RPI: 13				RPI 26-50				RPI 51-100				RPI 101+								
RPI	S	Opponent		Score		RPI	S	Opponent		Score		RPI	S	Opponent		Score		RPI	S	Opponent		Score		
8	H	Syracuse		72 68								78	A	Xavi er		78 53		140	H	Ark. -Pine Bluff		84 42		
																		167	H	San Di ego		53 48		
																		251	H	Cornel l		65 45		
																		280	H	New Hampshi re		70 47		

LAST 12 Division I GAMES:																								
280	H	New Hampshi re		70 47		8	H	Syracuse		72 68		251	H	Cornel l		65 45		140	H	Ark. -Pine Bluff		84 42		
																		167	H	San Di ego		53 48		
																		78	A	Xavi er		78 53		

Non-Div I Games:

Minnesota

Average RPI Win:	185	WON-LOST	WINNING	LAST 10	STRENGTH OF	OPP. STRENGTH	TEAM	ADJ.	CONF.	ADJ CONF.
Average RPI Loss:	0	RECORD	PCT. RANK	GAMES	SCHEDULE	OF SCHEDULE	RPI	RPI	RPI	RPI
DIV. I ONLY	7- 0	1	1- 0	328	8	85	85	5	5	
DIV. I NON-CONF.	7- 0	1	1- 0	328	8	85	85	5	5	

TOTALS	RPI 1-25	RPI 26-50	W-L RECORDS	RPI 51-100	RPI 101-150	RPI 150+				
7- 0	1- 0	0- 0	OVERALL	0- 0	1- 0	5- 0				
5- 0	1- 0	0- 0	HOME	0- 0	0- 0	4- 0				
2- 0	0- 0	0- 0	AWAY	0- 0	1- 0	1- 0				
0- 0	0- 0	0- 0	NEUTRAL	0- 0	0- 0	0- 0				
7- 0	1- 0	0- 0	NON-CONFERENCE	0- 0	1- 0	5- 0				
5- 0	1- 0	0- 0	HOME	0- 0	0- 0	4- 0				
2- 0	0- 0	0- 0	AWAY	0- 0	1- 0	1- 0				
0- 0	0- 0	0- 0	NEUTRAL	0- 0	0- 0	0- 0				
0- 0	0- 0	0- 0	CONFERENCE	0- 0	0- 0	0- 0				
0- 0	0- 0	0- 0	HOME	0- 0	0- 0	0- 0				
0- 0	0- 0	0- 0	AWAY	0- 0	0- 0	0- 0				
0- 0	0- 0	0- 0	NEUTRAL	0- 0	0- 0	0- 0				

RPI	S	Opponent	Score
18	H	Lamar University	104 53

RPI	S	Opponent	Score
-----	---	----------	-------

RPI	S	Opponent	Score
-----	---	----------	-------

RPI	S	Opponent	Score
105	A	Virginia	72 44
191	H	Southeast Mo. St.	88 53
200	A	Little Rock	98 63
201	H	Furman	106 41
272	H	Coppin St.	110 38
306	H	Jackson St.	105 38

LAST 12 Division I GAMES:

200	A	Little Rock	98 63
306	H	Jackson St.	105 38
201	H	Furman	106 41
272	H	Coppin St.	110 38
18	H	Lamar University	104 53

105	A	Virginia	72 44
191	H	Southeast Mo. St.	88 53

Non-Div I Games:

Mississippi St.

Average RPI Win:	335	WON-LOST	WINNING	LAST 10	STRENGTH OF	OPP. STRENGTH	TEAM	ADJ.	CONF.	ADJ CONF.
Average RPI Loss:	156	RECORD	PCT. RANK	GAMES	SCHEDULE	OF SCHEDULE	RPI	RPI	RPI	RPI
DIV. I ONLY	1- 6	303	0- 1	76	317	217	217	26	26	
DIV. I NON-CONF.	1- 6	303	0- 1	76	317	217	217	26	26	

TOTALS	RPI 1-25	RPI 26-50	W-L RECORDS	RPI 51-100	RPI 101-150	RPI 150+				
1- 6	0- 0	0- 1	OVERALL	0- 0	0- 1	1- 4				
0- 0	0- 0	0- 0	HOME	0- 0	0- 0	0- 0				
1- 5	0- 0	0- 1	AWAY	0- 0	0- 1	1- 3				
0- 1	0- 0	0- 0	NEUTRAL	0- 0	0- 0	0- 1				
1- 6	0- 0	0- 1	NON-CONFERENCE	0- 0	0- 1	1- 4				
0- 0	0- 0	0- 0	HOME	0- 0	0- 0	0- 0				
1- 5	0- 0	0- 1	AWAY	0- 0	0- 1	1- 3				
0- 1	0- 0	0- 0	NEUTRAL	0- 0	0- 0	0- 1				
0- 0	0- 0	0- 0	CONFERENCE	0- 0	0- 0	0- 0				
0- 0	0- 0	0- 0	HOME	0- 0	0- 0	0- 0				
0- 0	0- 0	0- 0	AWAY	0- 0	0- 0	0- 0				
0- 0	0- 0	0- 0	NEUTRAL	0- 0	0- 0	0- 0				

RPI 1-25				RPI 26-50				RPI 51-100				RPI 101+ Team's RPI: 217			
RPI	S	Opponent	Score	RPI	S	Opponent	Score	RPI	S	Opponent	Score	RPI	S	Opponent	Score
				42	A	TCU	47 96					112	A	Mi ddl e Tenn.	51 101
												163	A	SMU	47 62
												185	N	Troy	54 75
												192	A	Ni chol l s St.	47 72
												241	A	Southern Mi ss.	60 67
												335	A	Austi n Peay	95 89
LAST 12 Di vi si on I GAMES:															
335	A	Austi n Peay	95 89	192	A	Ni chol l s St.	47 72								
163	A	SMU	47 62	185	N	Troy	54 75								
42	A	TCU	47 96	241	A	Southern Mi ss.	60 67								
				112	A	Mi ddl e Tenn.	51 101								

Non-Di v I Games:

M
i
s
s
o
u
r
i

Missouri										Through Games Of Dec. 1, 2018																						
Average RPI Win:		161		WON-LOST RECORD		WINNING PCT. RANK		LAST 10 GAMES		STRENGTH OF SCHEDULE		OPP. STRENGTH OF SCHEDULE		TEAM RPI		ADJ. RPI		CONF. RPI		ADJ CONF. RPI												
Average RPI Loss:		43																														
DIV. I ONLY				5- 2		80		1- 0		203		26		108		108		5		5												
DIV. I NON-CONF.				5- 2		80		1- 0		203		26		108		108		5		5												

TOTALS		RPI 1-25		RPI 26-50		W-L RECORDS		RPI 51-100		RPI 101-150		RPI 150+																				
5- 2		1- 1		0- 0		OVERALL		1- 1		0- 0		3- 0																				
2- 1		0- 0		0- 0		HOME		0- 1		0- 0		2- 0																				
1- 0		0- 0		0- 0		AWAY		0- 0		0- 0		1- 0																				
2- 1		1- 1		0- 0		NEUTRAL		1- 0		0- 0		0- 0																				
5- 2		1- 1		0- 0		NON-CONFERENCE		1- 1		0- 0		3- 0																				
2- 1		0- 0		0- 0		HOME		0- 1		0- 0		2- 0																				
1- 0		0- 0		0- 0		AWAY		0- 0		0- 0		1- 0																				
2- 1		1- 1		0- 0		NEUTRAL		1- 0		0- 0		0- 0																				
0- 0		0- 0		0- 0		CONFERENCE		0- 0		0- 0		0- 0																				
0- 0		0- 0		0- 0		HOME		0- 0		0- 0		0- 0																				
0- 0		0- 0		0- 0		AWAY		0- 0		0- 0		0- 0																				
0- 0		0- 0		0- 0		NEUTRAL		0- 0		0- 0		0- 0																				

RPI 1-25				RPI 26-50				RPI 51-100				RPI 101+				Team's RPI: 108																
RPI	S	Opponent		Score		RPI	S	Opponent		Score		RPI	S	Opponent		Score		RPI	S	Opponent		Score										
20	N	Mi chi gan		54 70								65	H	Green Bay		49 56		210	H	SIUE		59 36										
21	N	Qui nni pi ac		65 51								76	N	Duke		62 54		214	A	Western Ill.		89 64										
																						286		H	Missouri St.		65 61					

Average RPI Win: 288

Average RPI Loss: 167

WON-LOST
RECORDWINNING
PCT. RANKLAST 10
GAMESSTRENGTH OF
SCHEDULEOPP. STRENGTH
OF SCHEDULETEAM
RPIADJ.
RPICONF.
RPIADJ CONF.
RPIDIV. I ONLY
DIV. I NON-CONF.1- 4
1- 4277
2770- 1
0- 1181
181225
225286
286286
28616
1616
16

TOTALS

RPI 1-25

RPI 26-50

W-L RECORDS

RPI 51-100

RPI 101-150

RPI 150+

1- 4

0- 0

0- 0

OVERALL

0- 0

0- 2

1- 2

1- 0

0- 0

0- 0

HOME

0- 0

0- 0

1- 0

0- 4

0- 0

0- 0

AWAY

0- 0

0- 2

0- 2

0- 0

0- 0

0- 0

NEUTRAL

0- 0

0- 0

0- 0

1- 4

0- 0

0- 0

NON-CONFERENCE

0- 0

0- 2

1- 2

1- 0

0- 0

0- 0

HOME

0- 0

0- 0

1- 0

0- 4

0- 0

0- 0

AWAY

0- 0

0- 2

0- 2

0- 0

0- 0

0- 0

NEUTRAL

0- 0

0- 0

0- 0

0- 0

0- 0

0- 0

CONFERENCE

0- 0

0- 0

0- 0

0- 0

0- 0

0- 0

HOME

0- 0

0- 0

0- 0

0- 0

0- 0

0- 0

AWAY

0- 0

0- 0

0- 0

0- 0

0- 0

0- 0

NEUTRAL

0- 0

0- 0

0- 0

RPI 1-25

RPI 26-50

RPI 51-100

RPI 101+

Team's RPI: 286

RPI S Opponent Score

RPI S Opponent Score

RPI S Opponent Score

RPI S Opponent Score

108	A	Missouri	61	65
137	A	Santa Clara	73	77
172	A	Wichita St.	60	63
250	A	North Texas	76	83
288	H	Ball St.	74	54

LAST 12 Division I GAMES:

288	H	Ball St.	74	54	250	A	North Texas	76	83
108	A	Missouri	61	65	137	A	Santa Clara	73	77
172	A	Wichita St.	60	63					

Non-Div I Games:

Missouri St.

■ Loss,
 ■ Non-Conf, S Site,
 ■ Home
 ■ Away
 N Neutral

Average RPI	Win: 284	WON-LOST RECORD	WINNING PCT. RANK	LAST 10 GAMES	STRENGTH OF SCHEDULE	OPP. STRENGTH OF SCHEDULE	TEAM RPI	ADJ. RPI	CONF. RPI	ADJ CONF. RPI
Average RPI	Loss: 98									
DIV. I ONLY		2- 4	226	1- 0	55	289	154	154	27	27
DIV. I NON-CONF.		2- 4	226	1- 0	55	289	154	154	27	27

TOTALS	RPI 1-25		RPI 26-50		W-L RECORDS		RPI 51-100		RPI 101-150	RPI 150+
2- 4	0- 1		0- 0		OVERALL		0- 1		0- 1	2- 1
1- 1	0- 1		0- 0		HOME		0- 0		0- 0	1- 0
1- 3	0- 0		0- 0		AWAY		0- 1		0- 1	1- 1
0- 0	0- 0		0- 0		NEUTRAL		0- 0		0- 0	0- 0
2- 4	0- 1		0- 0		NON-CONFERENCE		0- 1		0- 1	2- 1
1- 1	0- 1		0- 0		HOME		0- 0		0- 0	1- 0
1- 3	0- 0		0- 0		AWAY		0- 1		0- 1	1- 1
0- 0	0- 0		0- 0		NEUTRAL		0- 0		0- 0	0- 0
0- 0	0- 0		0- 0		CONFERENCE		0- 0		0- 0	0- 0
0- 0	0- 0		0- 0		HOME		0- 0		0- 0	0- 0
0- 0	0- 0		0- 0		AWAY		0- 0		0- 0	0- 0
0- 0	0- 0		0- 0		NEUTRAL		0- 0		0- 0	0- 0

RPI 1-25				RPI 26-50				RPI 51-100				RPI 101+ Team's RPI: 154			
RPI	S	Opponent	Score	RPI	S	Opponent	Score	RPI	S	Opponent	Score	RPI	S	Opponent	Score
22	H	Bucknell	32 70					67	A	Virginia Tech	49 82	142	A	Lehigh	48 63
												161	A	East Carolina	67 73
												230	A	Sacred Heart	55 50
												338	H	Albany (NY)	64 56

LAST 12 Division I GAMES:															
230	A	Sacred Heart	55 50	142	A	Lehigh	48 63								
338	H	Albany (NY)	64 56	161	A	East Carolina	67 73								
67	A	Virginia Tech	49 82	22	H	Bucknell	32 70								

Non-Div I Games:

Monmouth

Average RPI Win: 147		WON-LOST RECORD	WINNING PCT. RANK	LAST 10 GAMES	STRENGTH OF SCHEDULE	OPP. STRENGTH OF SCHEDULE	TEAM RPI	ADJ. RPI	CONF. RPI	ADJ CONF. RPI
Average RPI Loss: 26										
DIV. I ONLY		1- 2	226	1- 0	9	130	92	92	10	10
DIV. I NON-CONF.		1- 2	226	1- 0	9	130	92	92	10	10
TOTALS		RPI 1-25	RPI 26-50	W-L RECORDS	RPI 51-100	RPI 101-150	RPI 150+			
1- 2	0- 1		0- 1	OVERALL	0- 0	1- 0	0- 0			
1- 1	0- 1		0- 0	HOME	0- 0	1- 0	0- 0			
0- 1	0- 0		0- 1	AWAY	0- 0	0- 0	0- 0			
0- 0	0- 0		0- 0	NEUTRAL	0- 0	0- 0	0- 0			
1- 2	0- 1		0- 1	NON-CONFERENCE	0- 0	1- 0	0- 0			
1- 1	0- 1		0- 0	HOME	0- 0	1- 0	0- 0			
0- 1	0- 0		0- 1	AWAY	0- 0	0- 0	0- 0			
0- 0	0- 0		0- 0	NEUTRAL	0- 0	0- 0	0- 0			
0- 0	0- 0		0- 0	CONFERENCE	0- 0	0- 0	0- 0			
0- 0	0- 0		0- 0	HOME	0- 0	0- 0	0- 0			
0- 0	0- 0		0- 0	AWAY	0- 0	0- 0	0- 0			
0- 0	0- 0		0- 0	NEUTRAL	0- 0	0- 0	0- 0			

RPI 1-25					RPI 26-50					RPI 51-100					Team's RPI : 92					RPI 101+				
RPI	S	Opponent	Score		RPI	S	Opponent	Score		RPI	S	Opponent	Score		RPI	S	Opponent	Score		RPI	S	Opponent	Score	
11	H	South Dakota	41	64	41	A	Gonzaga	52	76						147	H	Northern Ill.	86	70					
LAST 12 Division I GAMES:																								
															147	H	Northern Ill.	86	70					
															11	H	South Dakota	41	64					
															41	A	Gonzaga	52	76					

Non-Div I Games:	Providence (MT)	90	45
------------------	-----------------	----	----

Montana

Average RPI Win:	200	WON-LOST	WINNING	LAST 10	STRENGTH OF	OPP. STRENGTH	TEAM	ADJ.	CONF.	ADJ CONF.
Average RPI Loss:	39	RECORD	PCT. RANK	GAMES	SCHEDULE	OF SCHEDULE	RPI	RPI	RPI	RPI

DIV. I ONLY	3- 2	123	1- 0	200	63	100	100	10	10
DIV. I NON-CONF.	3- 2	123	1- 0	200	63	100	100	10	10
TOTALS	RPI 1-25	RPI 26-50	W-L RECORDS	RPI 51-100	RPI 101-150	RPI 150+			
3- 2	0- 1	0- 0	OVERALL	0- 1	1- 0	2- 0			
1- 0	0- 0	0- 0	HOME	0- 0	0- 0	1- 0			
1- 2	0- 1	0- 0	AWAY	0- 1	1- 0	0- 0			
1- 0	0- 0	0- 0	NEUTRAL	0- 0	0- 0	1- 0			
3- 2	0- 1	0- 0	NON-CONFERENCE	0- 1	1- 0	2- 0			
1- 0	0- 0	0- 0	HOME	0- 0	0- 0	1- 0			
1- 2	0- 1	0- 0	AWAY	0- 1	1- 0	0- 0			
1- 0	0- 0	0- 0	NEUTRAL	0- 0	0- 0	1- 0			
0- 0	0- 0	0- 0	CONFERENCE	0- 0	0- 0	0- 0			
0- 0	0- 0	0- 0	HOME	0- 0	0- 0	0- 0			
0- 0	0- 0	0- 0	AWAY	0- 0	0- 0	0- 0			
0- 0	0- 0	0- 0	NEUTRAL	0- 0	0- 0	0- 0			

RPI S Opponent Score	RPI S Opponent Score	RPI S Opponent Score	RPI S Opponent Score
14 A Marquette 52 100		63 A Wyoming 58 66	148 A Texas St. 67 59
			156 N Delaware 69 60
			295 H Long Beach St. 85 62
LAST 12 Division I GAMES:			
148 A Texas St. 67 59			
295 H Long Beach St. 85 62			
63 A Wyoming 58 66			
156 N Delaware 69 60			
14 A Marquette 52 100			

Non-Div I Games: Carroll (MT) 64 48

Montana St.

Average RPI Win:	297	WON-LOST	WINNING	LAST 10	STRENGTH OF	OPP. STRENGTH	TEAM	ADJ.	CONF.	ADJ CONF.
Average RPI Loss:	146	RECORD	PCT. RANK	GAMES	SCHEDULE	OF SCHEDULE	RPI	RPI	RPI	RPI
DIV. I ONLY	4- 2	97	0- 1	245	318	197	197	20	20	
DIV. I NON-CONF.	4- 2	97	0- 1	245	318	197	197	20	20	
TOTALS	RPI 1-25	RPI 26-50	W-L RECORDS	RPI 51-100	RPI 101-150	RPI 150+				
4- 2	0- 1	0- 0	OVERALL	0- 0	0- 0	4- 1				
2- 1	0- 0	0- 0	HOME	0- 0	0- 0	2- 1				
2- 1	0- 1	0- 0	AWAY	0- 0	0- 0	2- 0				
0- 0	0- 0	0- 0	NEUTRAL	0- 0	0- 0	0- 0				
4- 2	0- 1	0- 0	NON-CONFERENCE	0- 0	0- 0	4- 1				
2- 1	0- 0	0- 0	HOME	0- 0	0- 0	2- 1				
2- 1	0- 1	0- 0	AWAY	0- 0	0- 0	2- 0				
0- 0	0- 0	0- 0	NEUTRAL	0- 0	0- 0	0- 0				
0- 0	0- 0	0- 0	CONFERENCE	0- 0	0- 0	0- 0				
0- 0	0- 0	0- 0	HOME	0- 0	0- 0	0- 0				
0- 0	0- 0	0- 0	AWAY	0- 0	0- 0	0- 0				
0- 0	0- 0	0- 0	NEUTRAL	0- 0	0- 0	0- 0				

RPI S Opponent Score	RPI S Opponent Score	RPI S Opponent Score	RPI S Opponent Score
16 A Kentucky 57 87			234 A Gardner-Webb 84 69
			276 H St. Francis Brooklyn 94 101
			293 H Valparaiso 68 62
			327 A N. C. A&T 72 67
			333 H Chicago St. 104 68
LAST 12 Division I GAMES:			
16 A Kentucky 57 87	276 H St. Francis Brooklyn 94 101		
	333 H Chicago St. 104 68		
	293 H Valparaiso 68 62		
	234 A Gardner-Webb 84 69		
	327 A N. C. A&T 72 67		

Non-Div I Games: Alice Lloyd 121 56 Ky. Christian 119 28 Morehead St.

Average RPI Win: 0		WON-LOST	WINNING	LAST 10	STRENGTH OF	OPP. STRENGTH	TEAM	ADJ.	CONF.	ADJ CONF.
Loss: 182		RECORD	PCT. RANK	GAMES	SCHEDULE	OF SCHEDULE	RPI	RPI	RPI	RPI
DIV. I ONLY		0- 7	321	0- 1	298	151	341	341	32	32
DIV. I NON-CONF.		0- 7	321	0- 1	298	151	341	341	32	32
TOTALS		RPI 1-25	RPI 26-50	W-L RECORDS	RPI 51-100	RPI 101-150	RPI 150+			
0- 7	0- 0	0- 0	OVERALL	0- 2	0- 0	0- 5				
0- 1	0- 0	0- 0	HOME	0- 0	0- 0	0- 1				
0- 3	0- 0	0- 0	AWAY	0- 1	0- 0	0- 2				
0- 3	0- 0	0- 0	NEUTRAL	0- 1	0- 0	0- 2				
0- 7	0- 0	0- 0	NON-CONFERENCE	0- 2	0- 0	0- 5				
0- 1	0- 0	0- 0	HOME	0- 0	0- 0	0- 1				
0- 3	0- 0	0- 0	AWAY	0- 1	0- 0	0- 2				
0- 3	0- 0	0- 0	NEUTRAL	0- 1	0- 0	0- 2				
0- 0	0- 0	0- 0	CONFERENCE	0- 0	0- 0	0- 0				
0- 0	0- 0	0- 0	HOME	0- 0	0- 0	0- 0				
0- 0	0- 0	0- 0	AWAY	0- 0	0- 0	0- 0				
0- 0	0- 0	0- 0	NEUTRAL	0- 0	0- 0	0- 0				

[illegible]

Morgan St.

Average RPI Win: 281		WON-LOST	WINNING	LAST 10	STRENGTH OF	OPP. STRENGTH	TEAM	ADJ.	CONF.	ADJ CONF.
Average RPI Loss: 118		RECORD	PCT. RANK	GAMES	SCHEDULE	OF SCHEDULE	RPI	RPI	RPI	RPI
DIV. I ONLY		2- 3	207	1- 0	273	159	226	226	31	31
DIV. I NON-CONF.		2- 3	207	1- 0	273	159	226	226	31	31

TOTALS		RPI 1-25	RPI 26-50	W-L RECORDS		RPI 51-100	RPI 101-150	RPI 150+		
2- 3		0- 1	0- 1	OVERALL		0- 0	0- 0	2- 1		
1- 0		0- 0	0- 0	HOME		0- 0	0- 0	1- 0		
1- 3		0- 1	0- 1	AWAY		0- 0	0- 0	1- 1		
0- 0		0- 0	0- 0	NEUTRAL		0- 0	0- 0	0- 0		
2- 3		0- 1	0- 1	NON-CONFERENCE		0- 0	0- 0	2- 1		
1- 0		0- 0	0- 0	HOME		0- 0	0- 0	1- 0		
1- 3		0- 1	0- 1	AWAY		0- 0	0- 0	1- 1		
0- 0		0- 0	0- 0	NEUTRAL		0- 0	0- 0	0- 0		
0- 0		0- 0	0- 0	CONFERENCE		0- 0	0- 0	0- 0		
0- 0		0- 0	0- 0	HOME		0- 0	0- 0	0- 0		
0- 0		0- 0	0- 0	AWAY		0- 0	0- 0	0- 0		
0- 0		0- 0	0- 0	NEUTRAL		0- 0	0- 0	0- 0		

RPI 1-25				RPI 26-50				RPI 51-100				RPI 101+ Team's RPI: 226			
RPI	S	Opponent	Score	RPI	S	Opponent	Score	RPI	S	Opponent	Score	RPI	S	Opponent	Score
20	A	Michigan	40 88	50	A	Duquesne	64 73					228	H	Towson	87 78
												283	A	Rider	67 85
												334	A	Loyola Maryl and	77 67
LAST 12 Division I GAMES:															
								334	A	Loyola Maryl and	77 67				
								228	H	Towson	87 78				
								283	A	Rider	67 85				
								50	A	Duquesne	64 73				
								20	A	Michigan	40 88				

Non-Div I Games: Washington Col. 74 50

Mt. St. Mary's

Average RPI Win:	335	WON-LOST RECORD	WINNING PCT. RANK	LAST 10 GAMES	STRENGTH OF SCHEDULE	OPP. STRENGTH OF SCHEDULE	TEAM RPI	ADJ. RPI	CONF. RPI	ADJ CONF. RPI
Average RPI Loss:	164									
DIV. I ONLY	2- 3	207	0- 1	254	341	300	300	20	20	
DIV. I NON-CONF.	2- 3	207	0- 1	254	341	300	300	20	20	

TOTALS	RPI 1-25	RPI 26-50	W-L RECORDS	RPI 51-100	RPI 101-150	RPI 150+				
2- 3	0- 0	0- 0	OVERALL	0- 1	0- 0	2- 2				
2- 1	0- 0	0- 0	HOME	0- 0	0- 0	2- 1				
0- 2	0- 0	0- 0	AWAY	0- 1	0- 0	0- 1				
0- 0	0- 0	0- 0	NEUTRAL	0- 0	0- 0	0- 0				
2- 3	0- 0	0- 0	NON-CONFERENCE	0- 1	0- 0	2- 2				
2- 1	0- 0	0- 0	HOME	0- 0	0- 0	2- 1				
0- 2	0- 0	0- 0	AWAY	0- 1	0- 0	0- 1				
0- 0	0- 0	0- 0	NEUTRAL	0- 0	0- 0	0- 0				
0- 0	0- 0	0- 0	CONFERENCE	0- 0	0- 0	0- 0				
0- 0	0- 0	0- 0	HOME	0- 0	0- 0	0- 0				
0- 0	0- 0	0- 0	AWAY	0- 0	0- 0	0- 0				
0- 0	0- 0	0- 0	NEUTRAL	0- 0	0- 0	0- 0				

RPI 1-25				RPI 26-50				RPI 51-100				RPI 101+ Team's RPI: 300			
RPI	S	Opponent	Score	RPI	S	Opponent	Score	RPI	S	Opponent	Score	RPI	S	Opponent	Score
								94	A	Butler	65 86	181	A	Arkansas St.	63 74
												218	H	Al abama A&M	53 59
												321	H	Li pscomb	97 61
												348	H	Evansvi lle	81 53

LAST 12 Divi sion I GAMES:															
												181	A	Arkansas St.	63 74
												321	H	Li pscomb	97 61
												94	A	Butler	65 86
												348	H	Evansvi lle	81 53
												218	H	Al abama A&M	53 59

Non-Div I Games: Oakland City 113 55

Murray St.

N
•
C
•
A
&
T

N
•
C
•
A
&
T

N. C. A&T

Average RPI Win:	0	WON-LOST	WINNING	LAST 10	STRENGTH OF	OPP. STRENGTH	TEAM	ADJ.	CONF.	ADJ CONF.
Average RPI Loss:	210	RECORD	PCT. RANK	GAMES	SCHEDULE	OF SCHEDULE	RPI	RPI	RPI	RPI

DIV. I ONLY	0- 7	321	0- 1	311	274	344	344	32	32
DIV. I NON-CONF.	0- 7	321	0- 1	311	274	344	344	32	32

TOTALS	RPI 1-25	RPI 26-50	W-L RECORDS	RPI 51-100	RPI 101-150	RPI 150+			
0- 7	0- 0	0- 1	OVERALL	0- 0	0- 1	0- 5			
0- 4	0- 0	0- 0	HOME	0- 0	0- 1	0- 3			
0- 3	0- 0	0- 1	AWAY	0- 0	0- 0	0- 2			
0- 0	0- 0	0- 0	NEUTRAL	0- 0	0- 0	0- 0			
0- 7	0- 0	0- 1	NON-CONFERENCE	0- 0	0- 1	0- 5			
0- 4	0- 0	0- 0	HOME	0- 0	0- 1	0- 3			
0- 3	0- 0	0- 1	AWAY	0- 0	0- 0	0- 2			
0- 0	0- 0	0- 0	NEUTRAL	0- 0	0- 0	0- 0			
0- 0	0- 0	0- 0	CONFERENCE	0- 0	0- 0	0- 0			
0- 0	0- 0	0- 0	HOME	0- 0	0- 0	0- 0			
0- 0	0- 0	0- 0	AWAY	0- 0	0- 0	0- 0			
0- 0	0- 0	0- 0	NEUTRAL	0- 0	0- 0	0- 0			

RPI 1-25				RPI 26-50				RPI 51-100				RPI 101+ Team's RPI: 344			
RPI	S	Opponent	Score	RPI	S	Opponent	Score	RPI	S	Opponent	Score	RPI	S	Opponent	Score
				37	A	Iowa	39 106					150	H	UNCW	82 89
												206	A	Winthrop	41 66
												216	H	Coastal Caro.	66 89
												274	H	Elon	54 83
												277	A	High Point	69 80
												307	H	USC Upstate	63 82
LAST 12 Division I GAMES:															
				150	H	UNCW	82 89	216	H	Coastal Caro.	66 89				
				37	A	Iowa	39 106	307	H	USC Upstate	63 82				
				206	A	Winthrop	41 66								
				274	H	Elon	54 83								
				277	A	High Point	69 80								

Non-Div I Games: Johnson & Wales (NC) 35 43

N. C. Central

Average RPI Loss: 0

DIV. I ONLY	7- 0	1	1- 0	24	62	5	5	1	1
DIV. I NON-CONF.	7- 0	1	1- 0	24	62	5	5	1	1
TOTALS	RPI 1-25	RPI 26-50	W-L RECORDS	RPI 51-100	RPI 101-150	RPI 150+			
7- 0	1- 0	1- 0	OVERALL	1- 0	0- 0	4- 0			
5- 0	1- 0	1- 0	HOME	0- 0	0- 0	3- 0			
0- 0	0- 0	0- 0	AWAY	0- 0	0- 0	0- 0			
2- 0	0- 0	0- 0	NEUTRAL	1- 0	0- 0	1- 0			
7- 0	1- 0	1- 0	NON-CONFERENCE	1- 0	0- 0	4- 0			
5- 0	1- 0	1- 0	HOME	0- 0	0- 0	3- 0			
0- 0	0- 0	0- 0	AWAY	0- 0	0- 0	0- 0			
2- 0	0- 0	0- 0	NEUTRAL	1- 0	0- 0	1- 0			
0- 0	0- 0	0- 0	CONFERENCE	0- 0	0- 0	0- 0			
0- 0	0- 0	0- 0	HOME	0- 0	0- 0	0- 0			
0- 0	0- 0	0- 0	AWAY	0- 0	0- 0	0- 0			
0- 0	0- 0	0- 0	NEUTRAL	0- 0	0- 0	0- 0			

RPI 1-25				Team's RPI: 5			
RPI	S	Opponent	Score				
20	H	Michigan	66 55				

RPI 26-50			
RPI	S	Opponent	Score
29	H	Belmont	77 62

RPI 51-100			
RPI	S	Opponent	Score
66	N	Michigan St.	78 74

RPI 101+			
RPI	S	Opponent	Score
151	H	Vanderbilt	74 54
176	H	Kent St.	78 61
178	H	Radford	75 58
204	N	George Washington	69 61

LAST 12 Division I GAMES:			
20	H	Michigan	66 55
204	N	George Washington	69 61
66	N	Michigan St.	78 74
178	H	Radford	75 58
151	H	Vanderbilt	74 54
176	H	Kent St.	78 61
29	H	Belmont	77 62

Non-Div I Games:

NC State

**N
J
I
T**

N
J
I
T

NJIT

Average RPI	Win:	327	WON-LOST	WINNING	LAST 10	STRENGTH OF	OPP. STRENGTH	TEAM	ADJ.	CONF.	ADJ CONF.
Average RPI	Loss:	154	RECORD	PCT. RANK	GAMES	SCHEDULE	OF SCHEDULE	RPI	RPI	RPI	RPI
DIV. I ONLY		1- 3		269	1- 0	224	286	312	312	19	19
DIV. I NON-CONF.		1- 3		269	1- 0	224	286	312	312	19	19

TOTALS	RPI 1-25		RPI 26-50		W-L RECORDS	RPI 51-100		RPI 101-150		RPI 150+	
1- 3	0- 0		0- 0		OVERALL	0- 0		0- 2		1- 1	
1- 2	0- 0		0- 0		HOME	0- 0		0- 2		1- 0	
0- 1	0- 0		0- 0		AWAY	0- 0		0- 0		0- 1	
0- 0	0- 0		0- 0		NEUTRAL	0- 0		0- 0		0- 0	
1- 3	0- 0		0- 0		NON-CONFERENCE	0- 0		0- 2		1- 1	
1- 2	0- 0		0- 0		HOME	0- 0		0- 2		1- 0	
0- 1	0- 0		0- 0		AWAY	0- 0		0- 0		0- 1	
0- 0	0- 0		0- 0		NEUTRAL	0- 0		0- 0		0- 0	
0- 0	0- 0		0- 0		CONFERENCE	0- 0		0- 0		0- 0	
0- 0	0- 0		0- 0		HOME	0- 0		0- 0		0- 0	
0- 0	0- 0		0- 0		AWAY	0- 0		0- 0		0- 0	
0- 0	0- 0		0- 0		NEUTRAL	0- 0		0- 0		0- 0	

RPI 1-25				RPI 26-50				RPI 51-100				RPI 101+ Team's RPI: 312			
RPI	S	Opponent	Score	RPI	S	Opponent	Score	RPI	S	Opponent	Score	RPI	S	Opponent	Score
												104	H	Penn	61 65
												143	H	Marist	48 72
												215	A	Norfol k St.	58 65
												327	H	N. C. A&T	72 49

LAST 12 Division I GAMES:															
								327	H	N. C. A&T	72 49				
								104	H	Penn	61 65				
								215	A	Norfol k St.	58 65				
								143	H	Marist	48 72				

Non-Div I Games: Catholic 81 36

Navy

Average RPI Win: 243		WON-LOST	WINNING	LAST 10	STRENGTH OF		OPP. STRENGTH	TEAM	ADJ.	CONF.	ADJ CONF.
Average RPI Loss: 69		RECORD	PCT. RANK	GAMES	SCHEDULE		OF SCHEDULE	RPI	RPI	RPI	RPI
DIV. I ONLY		2- 4	226	0- 1	35		164	130	130	4	4
DIV. I NON-CONF.		2- 4	226	0- 1	35		164	130	130	4	4

TOTALS		RPI 1-25	RPI 26-50		W-L RECORDS		RPI 51-100	RPI 101-150	RPI 150+		
2- 4		0- 2	0- 1		OVERALL		0- 0	0- 0	2- 1		
1- 1		0- 1	0- 0		HOME		0- 0	0- 0	1- 0		
0- 3		0- 1	0- 1		AWAY		0- 0	0- 0	0- 1		
1- 0		0- 0	0- 0		NEUTRAL		0- 0	0- 0	1- 0		
2- 4		0- 2	0- 1		NON-CONFERENCE		0- 0	0- 0	2- 1		
1- 1		0- 1	0- 0		HOME		0- 0	0- 0	1- 0		
0- 3		0- 1	0- 1		AWAY		0- 0	0- 0	0- 1		
1- 0		0- 0	0- 0		NEUTRAL		0- 0	0- 0	1- 0		
0- 0		0- 0	0- 0		CONFERENCE		0- 0	0- 0	0- 0		
0- 0		0- 0	0- 0		HOME		0- 0	0- 0	0- 0		
0- 0		0- 0	0- 0		AWAY		0- 0	0- 0	0- 0		
0- 0		0- 0	0- 0		NEUTRAL		0- 0	0- 0	0- 0		

RPI 1-25				RPI 26-50				RPI 51-100				RPI 101+ Team's RPI: 130			
RPI	S	Opponent	Score	RPI	S	Opponent	Score	RPI	S	Opponent	Score	RPI	S	Opponent	Score
6	A	Louisville	68 85	28	A	Miami (FL)	68 82					178	N	Radford	77 39
10	H	Drake	77 83									233	A	Washington St.	84 87
												307	H	USC Upstate	87 64
LAST 12 Division I GAMES:															
6	A	Louisville	68 85	178	N	Radford	77 39								
28	A	Miami (FL)	68 82	233	A	Washington St.	84 87								
307	H	USC Upstate	87 64	10	H	Drake	77 83								

Non-Div I Games:

Nebraska

Average RPI Win: 295

Average RPI Loss: 83

WON-LOST
RECORDWINNING
PCT. RANKLAST 10
GAMESSTRENGTH OF
SCHEDULEOPP. STRENGTH
OF SCHEDULETEAM
RPIADJ.
RPICONF.
RPIADJ CONF.
RPIDIV. I ONLY
DIV. I NON-CONF.1- 5
1- 5287
2870- 1
0- 126
26222
222170
170170
1709
99
9

TOTALS

RPI 1-25

RPI 26-50

W-L RECORDS

RPI 51-100

RPI 101-150

RPI 150+

1- 5 0- 1
0- 3 0- 1
1- 1 0- 0
0- 1 0- 00- 0
0- 0
0- 0
0- 0OVERALL
HOME
AWAY
NEUTRAL0- 2
0- 1
0- 0
0- 10- 2
0- 1
0- 1
0- 01- 0
0- 0
1- 0
0- 01- 5 0- 1
0- 3 0- 1
1- 1 0- 0
0- 1 0- 00- 0
0- 0
0- 0
0- 0NON-CONFERENCE
HOME
AWAY
NEUTRAL0- 2
0- 1
0- 0
0- 10- 2
0- 1
0- 1
0- 01- 0
0- 0
1- 0
0- 00- 0 0- 0
0- 0 0- 0
0- 0 0- 0
0- 0 0- 00- 0
0- 0
0- 0
0- 0CONFERENCE
HOME
AWAY
NEUTRAL0- 0
0- 0
0- 0
0- 00- 0
0- 0
0- 0
0- 00- 0
0- 0
0- 0
0- 0

RPI 1-25

RPI 26-50

RPI 51-100

RPI 101+

Team's RPI: 170

RPI S Opponent Score
9 H Colorado 52 65

RPI S Opponent Score

RPI S Opponent Score
70 H Southern California 51 72
73 N UC Davis 68 84RPI S Opponent Score
126 H Utah 52 74
137 A Santa Clara 48 56
295 A Long Beach St. 76 67

LAST 12 Division I GAMES:

73 N UC Davis 68 84
70 H Southern California 51 72
9 H Colorado 52 65
295 A Long Beach St. 76 67
137 A Santa Clara 48 56
126 H Utah 52 74N
e
v
a
d
aN
e
v
a
d
a

Non-Div I Games:

Nevada

Average RPI Win: 253		WON-LOST	WINNING	LAST 10	STRENGTH OF		OPP. STRENGTH	TEAM	ADJ.	CONF.	ADJ CONF.
Average RPI Loss: 145		RECORD	PCT. RANK	GAMES	SCHEDULE		OF SCHEDULE	RPI	RPI	RPI	RPI
DIV. I ONLY		1- 7	313	0- 1	106		255	280	280	25	25
DIV. I NON-CONF.		1- 7	313	0- 1	106		255	280	280	25	25

TOTALS		RPI 1-25	RPI 26-50		W-L RECORDS		RPI 51-100	RPI 101-150	RPI 150+		
1- 7		0- 1	0- 1		OVERALL		0- 1	0- 1	1- 3		
1- 1		0- 0	0- 0		HOME		0- 0	0- 0	1- 1		
0- 6		0- 1	0- 1		AWAY		0- 1	0- 1	0- 2		
0- 0		0- 0	0- 0		NEUTRAL		0- 0	0- 0	0- 0		
1- 7		0- 1	0- 1		NON-CONFERENCE		0- 1	0- 1	1- 3		
1- 1		0- 0	0- 0		HOME		0- 0	0- 0	1- 1		
0- 6		0- 1	0- 1		AWAY		0- 1	0- 1	0- 2		
0- 0		0- 0	0- 0		NEUTRAL		0- 0	0- 0	0- 0		
0- 0		0- 0	0- 0		CONFERENCE		0- 0	0- 0	0- 0		
0- 0		0- 0	0- 0		HOME		0- 0	0- 0	0- 0		
0- 0		0- 0	0- 0		AWAY		0- 0	0- 0	0- 0		
0- 0		0- 0	0- 0		NEUTRAL		0- 0	0- 0	0- 0		

RPI 1-25				RPI 26-50				RPI 51-100				RPI 101+ Team's RPI: 280			
RPI	S	Opponent	Score	RPI	S	Opponent	Score	RPI	S	Opponent	Score	RPI	S	Opponent	Score
13	A	Minnesota	47 70	36	A	Northeastern	54 69	80	A	South Fla.	36 79	101	A	Boston U.	39 60
												220	A	Brown	70 76
												230	H	Sacred Heart	60 71
												253	H	Bryant	79 74
												332	A	North Dakota St.	51 56

LAST 12 Division I GAMES:															
				80	A	South Fla.	36 79	332	A	North Dakota St.	51 56				
				101	A	Boston U.	39 60	13	A	Minnesota	47 70				
				253	H	Bryant	79 74								
				36	A	Northeastern	54 69								
				230	H	Sacred Heart	60 71								
				220	A	Brown	70 76								

Non-Div I Games:

New Hampshire

Average RPI	Win:	157	WON-LOST	WINNING	LAST 10	STRENGTH OF	OPP. STRENGTH	TEAM	ADJ.	CONF.	ADJ CONF.
Average RPI	Loss:	30	RECORD	PCT. RANK	GAMES	SCHEDULE	OF SCHEDULE	RPI	RPI	RPI	RPI
DIV. I ONLY		5- 1		45	1- 0	123	45	53	53	9	9
DIV. I NON-CONF.		5- 1		45	1- 0	123	45	53	53	9	9

TOTALS	RPI 1-25		RPI 26-50		W-L RECORDS	RPI 51-100		RPI 101-150		RPI 150+	
5- 1	0- 0		0- 1		OVERALL	0- 0		3- 0		2- 0	
4- 1	0- 0		0- 1		HOME	0- 0		2- 0		2- 0	
1- 0	0- 0		0- 0		AWAY	0- 0		1- 0		0- 0	
0- 0	0- 0		0- 0		NEUTRAL	0- 0		0- 0		0- 0	
5- 1	0- 0		0- 1		NON-CONFERENCE	0- 0		3- 0		2- 0	
4- 1	0- 0		0- 1		HOME	0- 0		2- 0		2- 0	
1- 0	0- 0		0- 0		AWAY	0- 0		1- 0		0- 0	
0- 0	0- 0		0- 0		NEUTRAL	0- 0		0- 0		0- 0	
0- 0	0- 0		0- 0		CONFERENCE	0- 0		0- 0		0- 0	
0- 0	0- 0		0- 0		HOME	0- 0		0- 0		0- 0	
0- 0	0- 0		0- 0		AWAY	0- 0		0- 0		0- 0	
0- 0	0- 0		0- 0		NEUTRAL	0- 0		0- 0		0- 0	

RPI 1-25				RPI 26-50				RPI 51-100				Team's RPI : 53				RPI 101+			
RPI	S	Opponent	Score	RPI	S	Opponent	Score	RPI	S	Opponent	Score	RPI	S	Opponent	Score	RPI	S	Opponent	Score
				30	H	Auburn	76 79					134	A	Houston	89 84	135	H	New Mexico St.	83 58
												148	H	Texas St.	82 51	180	H	Hartford	72 65
												186	H	Oklahoma	84 80				
LAST 12 Division I GAMES:																			
				134	A	Houston	89 84	180	H	Hartford	72 65								
				148	H	Texas St.	82 51	30	H	Auburn	76 79								
								135	H	New Mexico St.	83 58								
								186	H	Oklahoma	84 80								

Non-Div I Games:

New Mexico

Average RPI Win: 331		WON-LOST	WINNING	LAST 10	STRENGTH OF	OPP. STRENGTH	TEAM	ADJ.	CONF.	ADJ CONF.
Loss: 74		RECORD	PCT. RANK	GAMES	SCHEDULE	OF SCHEDULE	RPI	RPI	RPI	RPI
DIV. I ONLY		2- 2	160	0- 1	91	327	135	135	30	30
DIV. I NON-CONF.		2- 2	160	0- 1	91	327	135	135	30	30
TOTALS		RPI 1-25	RPI 26-50	W-L RECORDS		RPI 51-100	RPI 101-150	RPI 150+		
2- 2	0- 0		0- 0	OVERALL		0- 2	0- 0	2- 0		
0- 1	0- 0		0- 0	HOME		0- 1	0- 0	0- 0		
2- 1	0- 0		0- 0	AWAY		0- 1	0- 0	2- 0		
0- 0	0- 0		0- 0	NEUTRAL		0- 0	0- 0	0- 0		
2- 2	0- 0		0- 0	NON-CONFERENCE		0- 2	0- 0	2- 0		
0- 1	0- 0		0- 0	HOME		0- 1	0- 0	0- 0		
2- 1	0- 0		0- 0	AWAY		0- 1	0- 0	2- 0		
0- 0	0- 0		0- 0	NEUTRAL		0- 0	0- 0	0- 0		
0- 0	0- 0		0- 0	CONFERENCE		0- 0	0- 0	0- 0		
0- 0	0- 0		0- 0	HOME		0- 0	0- 0	0- 0		
0- 0	0- 0		0- 0	AWAY		0- 0	0- 0	0- 0		
0- 0	0- 0		0- 0	NEUTRAL		0- 0	0- 0	0- 0		

RPI 1-25				RPI 26-50				RPI 51-100				RPI 101+				Team's RPI: 135	
RPI	S	Opponent	Score	RPI	S	Opponent	Score	RPI	S	Opponent	Score	RPI	S	Opponent	Score		
								53	A	New Mexico	58 83	322	A	Western Mich.	66 54		
								95	H	Abilene Christian	46 58	339	A	UTEP	69 65		
LAST 12 Division I GAMES:																	
								53	A	New Mexico	58 83						
								95	H	Abilene Christian	46 58						
								339	A	UTEP	69 65						
								322	A	Western Mich.	66 54						

Non-Div I Games:	Tex. Permian Basin	70	38	Northern N. M.	101	51
------------------	--------------------	----	----	----------------	-----	----

New Mexico St.

■ Loss, ■ Non-Conf, S Site, H Home A Away N Neutral

Average RPI Win: 0			WON-LOST RECORD			WINNING PCT. RANK			LAST 10 GAMES			STRENGTH OF SCHEDULE			OPP. STRENGTH OF SCHEDULE			TEAM RPI			ADJ. RPI			CONF. RPI			ADJ CONF. RPI		
DIV. I ONLY			0- 3			321			0- 1			171			314			326			326			22			22		
DIV. I NON-CONF.			0- 3			321			0- 1			171			314			326			326			22			22		
TOTALS			RPI 1-25			RPI 26-50			W-L RECORDS			RPI 51-100			RPI 101-150			RPI 150+											
0- 3			0- 0			0- 0			OVERALL			0- 0			0- 1			0- 2											
0- 1			0- 0			0- 0			HOME			0- 0			0- 0			0- 1											
0- 2			0- 0			0- 0			AWAY			0- 0			0- 1			0- 1											
0- 0			0- 0			0- 0			NEUTRAL			0- 0			0- 0			0- 0											
0- 3			0- 0			0- 0			NON-CONFERENCE			0- 0			0- 1			0- 2											
0- 1			0- 0			0- 0			HOME			0- 0			0- 0			0- 1											
0- 2			0- 0			0- 0			AWAY			0- 0			0- 1			0- 1											
0- 0			0- 0			0- 0			NEUTRAL			0- 0			0- 0			0- 0											
0- 0			0- 0			0- 0			CONFERENCE			0- 0			0- 0			0- 0											
0- 0			0- 0			0- 0			HOME			0- 0			0- 0			0- 0											
0- 0			0- 0			0- 0			AWAY			0- 0			0- 0			0- 0											
0- 0			0- 0			0- 0			NEUTRAL			0- 0			0- 0			0- 0											

RPI 1-25				RPI 26-50				RPI 51-100				RPI 101+ Team's RPI: 326			
RPI	S	Opponent	Score	RPI	S	Opponent	Score	RPI	S	Opponent	Score	RPI	S	Opponent	Score
												119	A	Pi ttsburgh	38 90
												199	A	Ri ce	56 67
												247	H	La. -Monroe	44 57

LAST 12 Di vi si on I GAMES:															
								199	A	Ri ce	56	67			
								247	H	La. -Monroe	44	57			
								119	A	Pi ttsburgh	38	90			

Non-Di v I Games: Centenary (LA) 104 42 Trinity Baptist 93 38

New Orleans

Average RPI Win:	341	WON-LOST	WINNING	LAST 10	STRENGTH OF	OPP. STRENGTH	TEAM	ADJ.	CONF.	ADJ CONF.
Average RPI Loss:	180	RECORD	PCT. RANK	GAMES	SCHEDULE	OF SCHEDULE	RPI	RPI	RPI	RPI
DIV. I ONLY	1- 6	303	1- 0	227	273	311	311	27	27	
DIV. I NON-CONF.	1- 6	303	1- 0	227	273	311	311	27	27	

TOTALS	RPI 1-25	RPI 26-50	W-L RECORDS	RPI 51-100	RPI 101-150	RPI 150+				
1- 6	0- 1	0- 0	OVERALL	0- 1	0- 0	1- 4				
0- 2	0- 0	0- 0	HOME	0- 0	0- 0	0- 2				
0- 3	0- 1	0- 0	AWAY	0- 1	0- 0	0- 1				
1- 1	0- 0	0- 0	NEUTRAL	0- 0	0- 0	1- 1				
1- 6	0- 1	0- 0	NON-CONFERENCE	0- 1	0- 0	1- 4				
0- 2	0- 0	0- 0	HOME	0- 0	0- 0	0- 2				
0- 3	0- 1	0- 0	AWAY	0- 1	0- 0	0- 1				
1- 1	0- 0	0- 0	NEUTRAL	0- 0	0- 0	1- 1				
0- 0	0- 0	0- 0	CONFERENCE	0- 0	0- 0	0- 0				
0- 0	0- 0	0- 0	HOME	0- 0	0- 0	0- 0				
0- 0	0- 0	0- 0	AWAY	0- 0	0- 0	0- 0				
0- 0	0- 0	0- 0	NEUTRAL	0- 0	0- 0	0- 0				

RPI 1-25				RPI 26-50				RPI 51-100				RPI 101+				Team's RPI: 311
RPI	S	Opponent	Score	RPI	S	Opponent	Score	RPI	S	Opponent	Score	RPI	S	Opponent	Score	
7	A	Iowa St.	35 95					64	A	Buffalo	61 88	193	N	Yale	64 67	
												239	H	St. Bonaventure	48 76	
												259	H	Howard	61 68	
												319	A	Saint Joseph's	54 68	
												341	N	Morgan St.	67 57	

LAST 12 Division I GAMES:																
319	A	Saint Joseph's	54 68	341	N	Morgan St.	67 57									
64	A	Buffalo	61 88	193	N	Yale	64 67									
7	A	Iowa St.	35 95	259	H	Howard	61 68									
239	H	St. Bonaventure	48 76													

Non-Div I Games:

Niagara

Average RPI	Win: 275	WON-LOST	WINNING	LAST 10	STRENGTH OF	OPP. STRENGTH	TEAM	ADJ.	CONF.	ADJ CONF.
Average RPI	Loss: 87	RECORD	PCT. RANK	GAMES	SCHEDULE	OF SCHEDULE	RPI	RPI	RPI	RPI
DIV. I ONLY	3- 4	193	0- 1	215	134	192	192	22	22	
DIV. I NON-CONF.	3- 4	193	0- 1	215	134	192	192	22	22	

TOTALS	RPI 1-25	RPI 26-50	W-L RECORDS	RPI 51-100	RPI 101-150	RPI 150+				
3- 4	0- 1	0- 1	OVERALL	0- 0	0- 1	3- 1				
1- 0	0- 0	0- 0	HOME	0- 0	0- 0	1- 0				
1- 3	0- 1	0- 1	AWAY	0- 0	0- 1	1- 0				
1- 1	0- 0	0- 0	NEUTRAL	0- 0	0- 0	1- 1				
3- 4	0- 1	0- 1	NON-CONFERENCE	0- 0	0- 1	3- 1				
1- 0	0- 0	0- 0	HOME	0- 0	0- 0	1- 0				
1- 3	0- 1	0- 1	AWAY	0- 0	0- 1	1- 0				
1- 1	0- 0	0- 0	NEUTRAL	0- 0	0- 0	1- 1				
0- 0	0- 0	0- 0	CONFERENCE	0- 0	0- 0	0- 0				
0- 0	0- 0	0- 0	HOME	0- 0	0- 0	0- 0				
0- 0	0- 0	0- 0	AWAY	0- 0	0- 0	0- 0				
0- 0	0- 0	0- 0	NEUTRAL	0- 0	0- 0	0- 0				

RPI 1-25				RPI 26-50				RPI 51-100				RPI 101+				Team's RPI: 192
RPI	S	Opponent	Score	RPI	S	Opponent	Score	RPI	S	Opponent	Score	RPI	S	Opponent	Score	
12	A	Baylor	39 100	30	A	Auburn	59 80					148	A	Texas St.	67 72	
												156	N	Delaware	56 71	
												217	H	Mississippi Val.	72 47	
												270	N	Texas Southern	58 57	
												339	A	UTEP	58 56	
LAST 12 Division I GAMES:																
				156	N	Delaware	56 71	217	H	Mississippi Val.	72 47					
				148	A	Texas St.	67 72	270	N	Texas Southern	58 57					
								339	A	UTEP	58 56					
								30	A	Auburn	59 80					
								12	A	Baylor	39 100					

Non-Div I Games: Southern-N.O. 86 49

Nicholls St.

Average RPI Win: 296		WON-LOST	WINNING	LAST 10	STRENGTH OF	OPP. STRENGTH	TEAM	ADJ.	CONF.	ADJ CONF.
Average RPI Loss: 133		RECORD	PCT. RANK	GAMES	SCHEDULE	OF SCHEDULE	RPI	RPI	RPI	RPI
DIV. I ONLY		2- 4	226	1- 0	154	155	215	215	32	32
DIV. I NON-CONF.		2- 4	226	1- 0	154	155	215	215	32	32

TOTALS		RPI 1-25	RPI 26-50	W-L RECORDS		RPI 51-100	RPI 101-150	RPI 150+		
2- 4	0- 0		0- 1	OVERALL		0- 0	0- 1	2- 2		
1- 1	0- 0		0- 0	HOME		0- 0	0- 0	1- 1		
0- 3	0- 0		0- 1	AWAY		0- 0	0- 1	0- 1		
1- 0	0- 0		0- 0	NEUTRAL		0- 0	0- 0	1- 0		
2- 4	0- 0		0- 1	NON-CONFERENCE		0- 0	0- 1	2- 2		
1- 1	0- 0		0- 0	HOME		0- 0	0- 0	1- 1		
0- 3	0- 0		0- 1	AWAY		0- 0	0- 1	0- 1		
1- 0	0- 0		0- 0	NEUTRAL		0- 0	0- 0	1- 0		
0- 0	0- 0		0- 0	CONFERENCE		0- 0	0- 0	0- 0		
0- 0	0- 0		0- 0	HOME		0- 0	0- 0	0- 0		
0- 0	0- 0		0- 0	AWAY		0- 0	0- 0	0- 0		
0- 0	0- 0		0- 0	NEUTRAL		0- 0	0- 0	0- 0		

RPI 1-25				RPI 26-50				RPI 51-100				RPI 101+ Team's RPI: 215			
RPI	S	Opponent	Score	RPI	S	Opponent	Score	RPI	S	Opponent	Score	RPI	S	Opponent	Score
				40	A	Old Domini on	53 69					142	A	Lehi gh	41 62
												164	A	Ole Mi ss	42 60
												187	H	Campbel l	49 57
												279	N	Li berty	66 53
												312	H	Navy	65 58
LAST 12 Division I GAMES:															
				142	A	Lehi gh	41 62	279	N	Li berty	66 53				
				187	H	Campbel l	49 57								
				312	H	Navy	65 58								
				40	A	Ol d Domi ni on	53 69								
				164	A	Ole Mi ss	42 60								

Non-Div I Games: Cheyney 93 40

Norfolk St.

Average RPI	Win:	230	WON-LOST	WINNING	LAST 10	STRENGTH OF	OPP. STRENGTH	TEAM	ADJ.	CONF.	ADJ CONF.
Average RPI	Loss:	0	RECORD	PCT. RANK	GAMES	SCHEDULE	OF SCHEDULE	RPI	RPI	RPI	RPI
DIV. I ONLY		4- 0		1	1- 0	348	17	173	173	28	28
DIV. I NON-CONF.		4- 0		1	1- 0	348	17	173	173	28	28

TOTALS	RPI 1-25		RPI 26-50		W-L RECORDS	RPI 51-100		RPI 101-150		RPI 150+	
4- 0	0- 0		0- 0		OVERALL	0- 0		0- 0		4- 0	
1- 0	0- 0		0- 0		HOME	0- 0		0- 0		1- 0	
2- 0	0- 0		0- 0		AWAY	0- 0		0- 0		2- 0	
1- 0	0- 0		0- 0		NEUTRAL	0- 0		0- 0		1- 0	
4- 0	0- 0		0- 0		NON-CONFERENCE	0- 0		0- 0		4- 0	
1- 0	0- 0		0- 0		HOME	0- 0		0- 0		1- 0	
2- 0	0- 0		0- 0		AWAY	0- 0		0- 0		2- 0	
1- 0	0- 0		0- 0		NEUTRAL	0- 0		0- 0		1- 0	
0- 0	0- 0		0- 0		CONFERENCE	0- 0		0- 0		0- 0	
0- 0	0- 0		0- 0		HOME	0- 0		0- 0		0- 0	
0- 0	0- 0		0- 0		AWAY	0- 0		0- 0		0- 0	
0- 0	0- 0		0- 0		NEUTRAL	0- 0		0- 0		0- 0	

RPI 1-25				RPI 26-50				RPI 51-100				RPI 101+ Team's RPI: 173			
RPI	S	Opponent	Score	RPI	S	Opponent	Score	RPI	S	Opponent	Score	RPI	S	Opponent	Score
												151	A	Vanderbi l t	74 71
												191	N	Southeast Mo. St.	80 67
												254	H	Al abama St.	68 42
												324	A	Western Caro.	89 66

LAST 12 Divi sion I GAMES:															
				324	A	Western Caro.	89 66	191	N	Southeast Mo. St.	80 67				
								254	H	Al abama St.	68 42				
								151	A	Vanderbi l t	74 71				

Non-Div I Games: Stillman 99 43 Lane 98 57 Blue Mountain (MS) 70 42

North Ala.

Average RPI Win:	133	WON-LOST	WINNING	LAST 10	STRENGTH OF	OPP. STRENGTH	TEAM	ADJ.	CONF.	ADJ CONF.
Average RPI Loss:	38	RECORD	PCT. RANK	GAMES	SCHEDULE	OF SCHEDULE	RPI	RPI	RPI	RPI
DIV. I ONLY	5- 3	117	0- 1	31	70	19	19	1	1	
DIV. I NON-CONF.	5- 3	117	0- 1	31	70	19	19	1	1	

TOTALS	RPI 1-25	RPI 26-50	W-L RECORDS	RPI 51-100	RPI 101-150	RPI 150+				
5- 3	0- 2	0- 0	OVERALL	3- 1	0- 0	2- 0				
2- 0	0- 0	0- 0	HOME	1- 0	0- 0	1- 0				
1- 2	0- 1	0- 0	AWAY	0- 1	0- 0	1- 0				
2- 1	0- 1	0- 0	NEUTRAL	2- 0	0- 0	0- 0				
5- 3	0- 2	0- 0	NON-CONFERENCE	3- 1	0- 0	2- 0				
2- 0	0- 0	0- 0	HOME	1- 0	0- 0	1- 0				
1- 2	0- 1	0- 0	AWAY	0- 1	0- 0	1- 0				
2- 1	0- 1	0- 0	NEUTRAL	2- 0	0- 0	0- 0				
0- 0	0- 0	0- 0	CONFERENCE	0- 0	0- 0	0- 0				
0- 0	0- 0	0- 0	HOME	0- 0	0- 0	0- 0				
0- 0	0- 0	0- 0	AWAY	0- 0	0- 0	0- 0				
0- 0	0- 0	0- 0	NEUTRAL	0- 0	0- 0	0- 0				

RPI	S	Opponent	Score	RPI	S	Opponent	Score	RPI	S	Opponent	Score	RPI	S	Opponent	Score
9	A	Col orado	74 86					62	N	UCLA	83 49	176	H	Kent St.	73 60
16	N	Kentucky	75 85					75	H	VCU	59 47	274	A	El on	100 69
								80	N	South Fla.	71 69				
								88	A	Ohio St.	69 76				

LAST 12 Division I GAMES:															
62	N	UCLA	83 49	88	A	Ohio St.	69 76								
9	A	Col orado	74 86	16	N	Kentucky	75 85								
75	H	VCU	59 47	80	N	South Fla.	71 69								
176	H	Kent St.	73 60												
274	A	El on	100 69												

Non-Div I Games:

North Carolina

Average RPI	Win:	242	WON-LOST	WINNING	LAST 10	STRENGTH OF	OPP. STRENGTH	TEAM	ADJ.	CONF.	ADJ CONF.
Average RPI	Loss:	120	RECORD	PCT. RANK	GAMES	SCHEDULE	OF SCHEDULE	RPI	RPI	RPI	RPI
DIV. I ONLY		2- 4		226	1- 0	155	118	155	155	12	12
DIV. I NON-CONF.		2- 4		226	1- 0	155	118	155	155	12	12

TOTALS	RPI 1-25		RPI 26-50		W-L RECORDS	RPI 51-100		RPI 101-150		RPI 150+	
2- 4	0- 1		0- 0		OVERALL	0- 1		0- 1		2- 1	
0- 0	0- 0		0- 0		HOME	0- 0		0- 0		0- 0	
2- 4	0- 1		0- 0		AWAY	0- 1		0- 1		2- 1	
0- 0	0- 0		0- 0		NEUTRAL	0- 0		0- 0		0- 0	
2- 4	0- 1		0- 0		NON-CONFERENCE	0- 1		0- 1		2- 1	
0- 0	0- 0		0- 0		HOME	0- 0		0- 0		0- 0	
2- 4	0- 1		0- 0		AWAY	0- 1		0- 1		2- 1	
0- 0	0- 0		0- 0		NEUTRAL	0- 0		0- 0		0- 0	
0- 0	0- 0		0- 0		CONFERENCE	0- 0		0- 0		0- 0	
0- 0	0- 0		0- 0		HOME	0- 0		0- 0		0- 0	
0- 0	0- 0		0- 0		AWAY	0- 0		0- 0		0- 0	
0- 0	0- 0		0- 0		NEUTRAL	0- 0		0- 0		0- 0	

RPI 1-25				RPI 26-50				RPI 51-100				RPI 101+ Team's RPI: 155			
RPI	S	Opponent	Score	RPI	S	Opponent	Score	RPI	S	Opponent	Score	RPI	S	Opponent	Score
8	A	Syracuse	49 85					72	A	Penn St.	68 75	114	A	Rhode Island	63 77
												190	A	Massachusetts	59 52
												284	A	Illinois St.	55 67
												293	A	Valparaiso	62 56

LAST 12 Division I GAMES:															
				190	A	Massachusetts	59 52	114	A	Rhode Island	63 77				
								72	A	Penn St.	68 75				
								284	A	Illinois St.	55 67				
								293	A	Valparaiso	62 56				
								8	A	Syracuse	49 85				

Non-Div I Games:

North Dakota

Average RPI Win: 280		WON-LOST RECORD	WINNING PCT. RANK	LAST 10 GAMES	STRENGTH OF SCHEDULE	OPP. STRENGTH OF SCHEDULE	TEAM RPI	ADJ. RPI	CONF. RPI	ADJ. CONF. RPI
Average RPI Loss: 150										
DIV. I ONLY		1- 5	287	0- 1	304	111	332	332	12	12
DIV. I NON-CONF.		1- 5	287	0- 1	304	111	332	332	12	12
TOTALS		RPI 1-25	RPI 26-50	W-L RECORDS		RPI 51-100	RPI 101-150	RPI 150+		
1- 5	0- 0		0- 1	OVERALL		0- 0	0- 2	1- 2		
1- 1	0- 0		0- 0	HOME		0- 0	0- 0	1- 1		
0- 3	0- 0		0- 1	AWAY		0- 0	0- 2	0- 0		
0- 1	0- 0		0- 0	NEUTRAL		0- 0	0- 0	0- 1		
1- 5	0- 0		0- 1	NON-CONFERENCE		0- 0	0- 2	1- 2		
1- 1	0- 0		0- 0	HOME		0- 0	0- 0	1- 1		
0- 3	0- 0		0- 1	AWAY		0- 0	0- 2	0- 0		
0- 1	0- 0		0- 0	NEUTRAL		0- 0	0- 0	0- 1		
0- 0	0- 0		0- 0	CONFERENCE		0- 0	0- 0	0- 0		
0- 0	0- 0		0- 0	HOME		0- 0	0- 0	0- 0		
0- 0	0- 0		0- 0	AWAY		0- 0	0- 0	0- 0		
0- 0	0- 0		0- 0	NEUTRAL		0- 0	0- 0	0- 0		

RPI 1-25				RPI 26-50				RPI 51-100				RPI 101+ Team's RPI: 332			
RPI	S	Opponent	Score	RPI	S	Opponent	Score	RPI	S	Opponent	Score	RPI	S	Opponent	Score
				34	A	Paci fi c	68 75					133	A	Wi sconsi n	53 64
												147	A	Northern Ill.	63 81
												188	H	Creighton	51 86
												250	N	North Texas	78 92
												280	H	New Hampshire	56 51
LAST 12 Division I GAMES:															
				250	N	North Texas	78 92					147	A	Northern Ill.	63 81
				34	A	Paci fi c	68 75								
				133	A	Wi sconsi n	53 64								
				280	H	New Hampshire	56 51								
				188	H	Creighton	51 86								

Non-Div I Games:	Mayville St.	49	43
------------------	--------------	----	----

North Dakota St.

Average RPI Win: 344

Average RPI Loss: 56

WON-LOST
RECORDWINNING
PCT. RANKLAST 10
GAMESSTRENGTH OF
SCHEDULEOPP. STRENGTH
OF SCHEDULETEAM
RPIADJ.
RPICONF.
RPIADJ CONF.
RPIDIV. I ONLY
DIV. I NON-CONF.2- 2
2- 2160
1601- 0
1- 0213
213315
315225
225225
22528
2828
28

TOTALS

RPI 1-25

RPI 26-50

W-L RECORDS

RPI 51-100

RPI 101-150

RPI 150+

2- 2
2- 0
0- 2
0- 00- 0
0- 0
0- 0
0- 00- 0
0- 0
0- 0
0- 0OVERALL
HOME
AWAY
NEUTRAL0- 2
0- 0
0- 2
0- 00- 0
0- 0
0- 0
0- 02- 0
2- 0
0- 0
0- 02- 2
2- 0
0- 2
0- 00- 0
0- 0
0- 0
0- 00- 0
0- 0
0- 0
0- 0NON-CONFERENCE
HOME
AWAY
NEUTRAL0- 2
0- 0
0- 2
0- 00- 0
0- 0
0- 0
0- 02- 0
2- 0
0- 0
0- 00- 0
0- 0
0- 0
0- 00- 0
0- 0
0- 0
0- 00- 0
0- 0
0- 0
0- 0CONFERENCE
HOME
AWAY
NEUTRAL0- 0
0- 0
0- 0
0- 00- 0
0- 0
0- 0
0- 00- 0
0- 0
0- 0
0- 0

RPI 1-25

RPI 26-50

RPI 51-100

RPI 101+

Team's RPI: 225

RPI S Opponent Score

RPI S Opponent Score

RPI S Opponent Score

RPI S Opponent Score

54 A Florida St. 53 74
57 A Indiana 52 75342 H Florida A&M 64 53
345 H Charleston So. 82 76

LAST 12 Division I GAMES:

345 H Charleston So. 82 76
57 A Indiana 52 75
342 H Florida A&M 64 53
54 A Florida St. 53 74N
o
r
t
h
F
l
o
r
i
d
aN
o
r
t
h
F
l
o
r
i
d
a

Non-Div I Games: Trinity Baptist 99 40

North Florida

Average RPI Win:	309	WON-LOST	WINNING	LAST 10	STRENGTH OF	OPP. STRENGTH	TEAM	ADJ.	CONF.	ADJ CONF.
Average RPI Loss:	111	RECORD	PCT. RANK	GAMES	SCHEDULE	OF SCHEDULE	RPI	RPI	RPI	RPI

DIV. I ONLY	2- 4	226	1- 0	199	190	250	250	17	17
DIV. I NON-CONF.	2- 4	226	1- 0	199	190	250	250	17	17
TOTALS	RPI 1-25	RPI 26-50	W-L RECORDS	RPI 51-100	RPI 101-150	RPI 150+			
2- 4	0- 1	0- 0	OVERALL	0- 1	0- 0	2- 2			
1- 1	0- 1	0- 0	HOME	0- 0	0- 0	1- 0			
0- 2	0- 0	0- 0	AWAY	0- 0	0- 0	0- 2			
1- 1	0- 0	0- 0	NEUTRAL	0- 1	0- 0	1- 0			
2- 4	0- 1	0- 0	NON-CONFERENCE	0- 1	0- 0	2- 2			
1- 1	0- 1	0- 0	HOME	0- 0	0- 0	1- 0			
0- 2	0- 0	0- 0	AWAY	0- 0	0- 0	0- 2			
1- 1	0- 0	0- 0	NEUTRAL	0- 1	0- 0	1- 0			
0- 0	0- 0	0- 0	CONFERENCE	0- 0	0- 0	0- 0			
0- 0	0- 0	0- 0	HOME	0- 0	0- 0	0- 0			
0- 0	0- 0	0- 0	AWAY	0- 0	0- 0	0- 0			
0- 0	0- 0	0- 0	NEUTRAL	0- 0	0- 0	0- 0			

RPI S Opponent Score	RPI S Opponent Score	RPI S Opponent Score	RPI S Opponent Score
17 H Texas 54 64		63 N Wyoming 49 53	163 A SMU 66 73
			202 A Kansas St. 42 60
			286 H Missouri St. 83 76
			332 N North Dakota St. 92 78
Team's RPI: 250			
LAST 12 Division I GAMES:			
63 N Wyoming 49 53	286 H Missouri St. 83 76	163 A SMU 66 73	
202 A Kansas St. 42 60	332 N North Dakota St. 92 78		
17 H Texas 54 64			

Non-Div I Games: Mid-Amer. Christian 82 35

North Texas

Northeastern

Through Games Of Dec. 1, 2018

Average RPI Win: 162 WON-LOST RECORD WINNING PCT. RANK LAST 10 GAMES STRENGTH OF SCHEDULE OPP. STRENGTH OF SCHEDULE TEAM RPI ADJ. RPI CONF. RPI ADJ CONF. RPI

DIV. I ONLY	6- 0	1	1- 0	258	11	36	36	13	13
DIV. I NON-CONF.	6- 0	1	1- 0	258	11	36	36	13	13
TOTALS	RPI 1-25	RPI 26-50	W-L RECORDS	RPI 51-100	RPI 101-150	RPI 150+			
6- 0	0- 0	0- 0	OVERALL	0- 0	4- 0	2- 0			
4- 0	0- 0	0- 0	HOME	0- 0	3- 0	1- 0			
2- 0	0- 0	0- 0	AWAY	0- 0	1- 0	1- 0			
0- 0	0- 0	0- 0	NEUTRAL	0- 0	0- 0	0- 0			
6- 0	0- 0	0- 0	NON-CONFERENCE	0- 0	4- 0	2- 0			
4- 0	0- 0	0- 0	HOME	0- 0	3- 0	1- 0			
2- 0	0- 0	0- 0	AWAY	0- 0	1- 0	1- 0			
0- 0	0- 0	0- 0	NEUTRAL	0- 0	0- 0	0- 0			
0- 0	0- 0	0- 0	CONFERENCE	0- 0	0- 0	0- 0			
0- 0	0- 0	0- 0	HOME	0- 0	0- 0	0- 0			
0- 0	0- 0	0- 0	AWAY	0- 0	0- 0	0- 0			
0- 0	0- 0	0- 0	NEUTRAL	0- 0	0- 0	0- 0			

RPI 1-25	RPI 26-50	Team's RPI: 36	RPI 51-100	RPI 101+
RPI S Opponent Score	RPI S Opponent Score		RPI S Opponent Score	RPI S Opponent Score
				101 H Boston U. 81 51
				111 H Fordham 58 54
				121 H Air Force 54 41
				149 A Dayton 84 79
				208 A Florida 79 66
				280 H New Hampshi re 69 54
LAST 12 Division I GAMES:				
208 A Florida 79 66	149 A Dayton 84 79			
121 H Air Force 54 41	111 H Fordham 58 54			
280 H New Hampshi re 69 54	101 H Boston U. 81 51			

Non-Div I Games:

Northeastern

Loss, Non-Conf, S Site, H Home A Away N Neutral

Average RPI Win:	191	WON-LOST	WINNING	LAST 10	STRENGTH OF	OPP. STRENGTH	TEAM	ADJ.	CONF.	ADJ CONF.
Average RPI Loss:	124	RECORD	PCT. RANK	GAMES	SCHEDULE	OF SCHEDULE	RPI	RPI	RPI	RPI
DIV. I ONLY	4- 2	97	0- 1	224	78	122	122	10	10	
DIV. I NON-CONF.	4- 2	97	0- 1	224	78	122	122	10	10	

TOTALS	RPI 1-25	RPI 26-50	W-L RECORDS	RPI 51-100	RPI 101-150	RPI 150+				
4- 2	0- 0	0- 0	OVERALL	1- 1	1- 0	2- 1				
2- 0	0- 0	0- 0	HOME	0- 0	1- 0	1- 0				
2- 1	0- 0	0- 0	AWAY	1- 1	0- 0	1- 0				
0- 1	0- 0	0- 0	NEUTRAL	0- 0	0- 0	0- 1				
4- 2	0- 0	0- 0	NON-CONFERENCE	1- 1	1- 0	2- 1				
2- 0	0- 0	0- 0	HOME	0- 0	1- 0	1- 0				
2- 1	0- 0	0- 0	AWAY	1- 1	0- 0	1- 0				
0- 1	0- 0	0- 0	NEUTRAL	0- 0	0- 0	0- 1				
0- 0	0- 0	0- 0	CONFERENCE	0- 0	0- 0	0- 0				
0- 0	0- 0	0- 0	HOME	0- 0	0- 0	0- 0				
0- 0	0- 0	0- 0	AWAY	0- 0	0- 0	0- 0				
0- 0	0- 0	0- 0	NEUTRAL	0- 0	0- 0	0- 0				

RPI 1-25				RPI 26-50				RPI 51-100				RPI 101+				Team's RPI: 122
RPI	S	Opponent	Score	RPI	S	Opponent	Score	RPI	S	Opponent	Score	RPI	S	Opponent	Score	
								79	A	Loyola Marymount	63 62	102	H	Fresno St.	86 73	
								84	A	Washington	59 81	163	N	SMU	48 55	
												282	A	Seattle U	65 58	
												302	H	California Baptist	91 88	

LAST 12 Division I GAMES:																
				84	A	Washington	59 81	163	N	SMU	48 55					
				282	A	Seattle U	65 58	79	A	Loyola Marymount	63 62					
				102	H	Fresno St.	86 73	302	H	California Baptist	91 88					

Non-Div I Games:

Northern Ariz.

Average RPI	Win:	158	WON-LOST	WINNING	LAST 10	STRENGTH OF	OPP. STRENGTH	TEAM	ADJ.	CONF.	ADJ CONF.
Average RPI	Loss:	54	RECORD	PCT. RANK	GAMES	SCHEDULE	OF SCHEDULE	RPI	RPI	RPI	RPI
DIV. I ONLY		4- 3		137	1- 0	64	54	33	33	10	10
DIV. I NON-CONF.		4- 3		137	1- 0	64	54	33	33	10	10

TOTALS	RPI 1-25		RPI 26-50		W-L RECORDS	RPI 51-100		RPI 101-150		RPI 150+	
4- 3	0- 1		1- 1		OVERALL	0- 0		0- 1		3- 0	
2- 0	0- 0		1- 0		HOME	0- 0		0- 0		1- 0	
2- 3	0- 1		0- 1		AWAY	0- 0		0- 1		2- 0	
0- 0	0- 0		0- 0		NEUTRAL	0- 0		0- 0		0- 0	
4- 3	0- 1		1- 1		NON-CONFERENCE	0- 0		0- 1		3- 0	
2- 0	0- 0		1- 0		HOME	0- 0		0- 0		1- 0	
2- 3	0- 1		0- 1		AWAY	0- 0		0- 1		2- 0	
0- 0	0- 0		0- 0		NEUTRAL	0- 0		0- 0		0- 0	
0- 0	0- 0		0- 0		CONFERENCE	0- 0		0- 0		0- 0	
0- 0	0- 0		0- 0		HOME	0- 0		0- 0		0- 0	
0- 0	0- 0		0- 0		AWAY	0- 0		0- 0		0- 0	
0- 0	0- 0		0- 0		NEUTRAL	0- 0		0- 0		0- 0	

RPI 1-25				RPI 26-50				Team's RPI: 33				RPI 51-100				RPI 101+			
RPI	S	Opponent	Score	RPI	S	Opponent	Score	RPI	S	Opponent	Score	RPI	S	Opponent	Score	RPI	S	Opponent	Score
9	A	Col orado	69 77	32	A	LSU	57 62					121	A	Ai r Force	57 69				
				35	H	Denver	74 66					163	H	SMU	58 57				
												165	A	Col orado St.	53 47				
												267	A	San Franci sco	68 63				
LAST 12 Division I GAMES:																			
163	H	SMU	58 57	165	A	Col orado St.	53 47					35	H	Denver	74 66				
121	A	Ai r Force	57 69	32	A	LSU	57 62					9	A	Col orado	69 77				
267	A	San Franci sco	68 63																

Non-Div I Games:

Northern Colo.

Average RPI		Win: 209	WON-LOST	WINNING	LAST 10	STRENGTH OF		OPP. STRENGTH	TEAM	ADJ.	CONF.	ADJ CONF.
Loss: 52			RECORD	PCT. RANK	GAMES	SCHEDULE		OF SCHEDULE	RPI	RPI	RPI	RPI
DIV. I ONLY		3- 3		160	1- 0	127		114	147	147	11	11
DIV. I NON-CONF.		3- 3		160	1- 0	127		114	147	147	11	11

TOTALS		RPI 1-25		RPI 26-50		W-L RECORDS		RPI 51-100	RPI 101-150		RPI 150+	
3- 3		0- 1		0- 0		OVERALL		0- 2	1- 0		2- 0	
3- 0		0- 0		0- 0		HOME		0- 0	1- 0		2- 0	
0- 3		0- 1		0- 0		AWAY		0- 2	0- 0		0- 0	
0- 0		0- 0		0- 0		NEUTRAL		0- 0	0- 0		0- 0	
3- 3		0- 1		0- 0		NON-CONFERENCE		0- 2	1- 0		2- 0	
3- 0		0- 0		0- 0		HOME		0- 0	1- 0		2- 0	
0- 3		0- 1		0- 0		AWAY		0- 2	0- 0		0- 0	
0- 0		0- 0		0- 0		NEUTRAL		0- 0	0- 0		0- 0	
0- 0		0- 0		0- 0		CONFERENCE		0- 0	0- 0		0- 0	
0- 0		0- 0		0- 0		HOME		0- 0	0- 0		0- 0	
0- 0		0- 0		0- 0		AWAY		0- 0	0- 0		0- 0	
0- 0		0- 0		0- 0		NEUTRAL		0- 0	0- 0		0- 0	

RPI 1-25				RPI 26-50				RPI 51-100				RPI 101+				Team's RPI: 147
RPI	S	Opponent	Score	RPI	S	Opponent	Score	RPI	S	Opponent	Score	RPI	S	Opponent	Score	
7	A	Iowa St.	60 70					57	A	Indiana	73 91	103	H	UNI	70 59	
								92	A	Montana	70 86	193	H	Yale	89 80	
												332	H	North Dakota St.	81 63	

LAST 12 Division I GAMES:																
				92	A	Montana	70 86	103	H	UNI	70 59					
				332	H	North Dakota St.	81 63	7	A	Iowa St.	60 70					
				57	A	Indiana	73 91									
				193	H	Yale	89 80									

Non-Div I Games:

Northern Ill.

Average RPI Win:	0	WON-LOST	WINNING	LAST 10	STRENGTH OF	OPP. STRENGTH	TEAM	ADJ.	CONF.	ADJ CONF.
Average RPI Loss:	193	RECORD	PCT. RANK	GAMES	SCHEDULE	OF SCHEDULE	RPI	RPI	RPI	RPI
DIV. I ONLY	0- 4	321	0- 1	171	330	330	330	15	15	
DIV. I NON-CONF.	0- 4	321	0- 1	171	330	330	330	15	15	

TOTALS	RPI 1-25	RPI 26-50	W-L RECORDS	RPI 51-100	RPI 101-150	RPI 150+				
0- 4	0- 0	0- 1	OVERALL	0- 0	0- 0	0- 3				
0- 1	0- 0	0- 1	HOME	0- 0	0- 0	0- 0				
0- 2	0- 0	0- 0	AWAY	0- 0	0- 0	0- 2				
0- 1	0- 0	0- 0	NEUTRAL	0- 0	0- 0	0- 1				
0- 4	0- 0	0- 1	NON-CONFERENCE	0- 0	0- 0	0- 3				
0- 1	0- 0	0- 1	HOME	0- 0	0- 0	0- 0				
0- 2	0- 0	0- 0	AWAY	0- 0	0- 0	0- 2				
0- 1	0- 0	0- 0	NEUTRAL	0- 0	0- 0	0- 1				
0- 0	0- 0	0- 0	CONFERENCE	0- 0	0- 0	0- 0				
0- 0	0- 0	0- 0	HOME	0- 0	0- 0	0- 0				
0- 0	0- 0	0- 0	AWAY	0- 0	0- 0	0- 0				
0- 0	0- 0	0- 0	NEUTRAL	0- 0	0- 0	0- 0				

RPI 1-25				RPI 26-50				RPI 51-100				RPI 101+ Team's RPI: 330			
RPI	S	Opponent	Score	RPI	S	Opponent	Score	RPI	S	Opponent	Score	RPI	S	Opponent	Score
				29	H	Bel mont	53 71					176	A	Kent St.	61 62
												231	N	Akron	60 77
												335	A	Austin Peay	48 52
LAST 12 Division I GAMES:															
				335	A	Austin Peay	48 52	231	N	Akron	60 77				
				29	H	Bel mont	53 71	176	A	Kent St.	61 62				

Non-Div I Games: Alderson Broaddus 73 32

Northern Ky.

Northwestern				Through Games Of Dec. 17, 2018							
Average RPI	Win:	134	WON-LOST	WINNING	LAST 10	STRENGTH OF	OPP. STRENGTH	TEAM	ADJ.	CONF.	ADJ CONF.
Loss:	119	RECORD	PCT. RANK	GAMES	SCHEDULE	OF SCHEDULE	RPI	RPI	RPI	RPI	RPI
DIV. I ONLY		5- 1	45	0- 1	236	12	90	90	4	4	
DIV. I NON-CONF.		5- 1	45	0- 1	236	12	90	90	4	4	
<hr/>											
TOTALS	RPI 1-25		RPI 26-50		W-L RECORDS		RPI 51-100		RPI 101-150		RPI 150+
5- 1	0- 0		0- 0		OVERALL		3- 0		0- 1		2- 0
3- 1	0- 0		0- 0		HOME		2- 0		0- 1		1- 0
2- 0	0- 0		0- 0		AWAY		1- 0		0- 0		1- 0
0- 0	0- 0		0- 0		NEUTRAL		0- 0		0- 0		0- 0
5- 1	0- 0		0- 0		NON-CONFERENCE		3- 0		0- 1		2- 0
3- 1	0- 0		0- 0		HOME		2- 0		0- 1		1- 0
2- 0	0- 0		0- 0		AWAY		1- 0		0- 0		1- 0
0- 0	0- 0		0- 0		NEUTRAL		0- 0		0- 0		0- 0
0- 0	0- 0		0- 0		CONFERENCE		0- 0		0- 0		0- 0
0- 0	0- 0		0- 0		HOME		0- 0		0- 0		0- 0
0- 0	0- 0		0- 0		AWAY		0- 0		0- 0		0- 0
0- 0	0- 0		0- 0		NEUTRAL		0- 0		0- 0		0- 0

[illegible]

Non-Div I Games:

Northwestern

Average RPI Win: 349

WON-LOST

WINNING

LAST 10

STRENGTH OF

OPP. STRENGTH

TEAM

ADJ.

CONF.

ADJ CONF.

Average RPI Loss: 184

RECORD

PCT. RANK

GAMES

SCHEDULE

OF SCHEDULE

RPI

RPI

RPI

RPI

DIV. I ONLY
DIV. I NON-CONF.1- 3
1- 3269
2690- 0
0- 0320
320249
249331
331331
33122
2222
22

TOTALS

RPI 1-25

RPI 26-50

W-L RECORDS

RPI 51-100

RPI 101-150

RPI 150+

1- 3

0- 0

0- 0

OVERALL

0- 0

0- 1

1- 2

1- 0

0- 0

0- 0

HOME

0- 0

0- 0

1- 0

0- 3

0- 0

0- 0

AWAY

0- 0

0- 1

0- 2

0- 0

0- 0

0- 0

NEUTRAL

0- 0

0- 0

0- 0

1- 3

0- 0

0- 0

NON-CONFERENCE

0- 0

0- 1

1- 2

1- 0

0- 0

0- 0

HOME

0- 0

0- 0

1- 0

0- 3

0- 0

0- 0

AWAY

0- 0

0- 1

0- 2

0- 0

0- 0

0- 0

NEUTRAL

0- 0

0- 0

0- 0

0- 0

0- 0

0- 0

CONFERENCE

0- 0

0- 0

0- 0

0- 0

0- 0

0- 0

HOME

0- 0

0- 0

0- 0

0- 0

0- 0

0- 0

AWAY

0- 0

0- 0

0- 0

0- 0

0- 0

0- 0

NEUTRAL

0- 0

0- 0

0- 0

RPI 1-25

RPI 26-50

RPI 51-100

RPI 101+

Team's RPI: 331

RPI S Opponent Score

RPI S Opponent Score

RPI S Opponent Score

RPI S Opponent Score

125	A	Arkansas	53	98
186	A	Oklahoma	56	93
241	A	Southern Miss.	54	69
349	H	Alcorn	78	65

LAST 12 Division I GAMES:

241	A	Southern Miss.	54	69
349	H	Alcorn	78	65
186	A	Oklahoma	56	93
125	A	Arkansas	53	98

Non-Div I Games:

Loyola (LA)

71 66

LeTourneau

100 40

Northwestern St.

Average RPI Win: 69		WON-LOST RECORD	WINNING PCT. RANK	LAST 10 GAMES	STRENGTH OF SCHEDULE	OPP. STRENGTH OF SCHEDULE	TEAM RPI	ADJ. RPI	CONF. RPI	ADJ. CONF. RPI
Average RPI Loss: 0										
DIV. I ONLY		7- 0	1	1- 0	2	110	1	1	1	1
DIV. I NON-CONF.		7- 0	1	1- 0	2	110	1	1	1	1
TOTALS		RPI 1-25	RPI 26-50	W-L RECORDS		RPI 51-100	RPI 101-150	RPI 150+		
7- 0	1- 0		2- 0	OVERALL		2- 0	2- 0	0- 0		
3- 0	0- 0		1- 0	HOME		0- 0	2- 0	0- 0		
1- 0	0- 0		0- 0	AWAY		1- 0	0- 0	0- 0		
3- 0	1- 0		1- 0	NEUTRAL		1- 0	0- 0	0- 0		
7- 0	1- 0		2- 0	NON-CONFERENCE		2- 0	2- 0	0- 0		
3- 0	0- 0		1- 0	HOME		0- 0	2- 0	0- 0		
1- 0	0- 0		0- 0	AWAY		1- 0	0- 0	0- 0		
3- 0	1- 0		1- 0	NEUTRAL		1- 0	0- 0	0- 0		
0- 0	0- 0		0- 0	CONFERENCE		0- 0	0- 0	0- 0		
0- 0	0- 0		0- 0	HOME		0- 0	0- 0	0- 0		
0- 0	0- 0		0- 0	AWAY		0- 0	0- 0	0- 0		
0- 0	0- 0		0- 0	NEUTRAL		0- 0	0- 0	0- 0		

RPI 1-25					
RPI	S	Opponent	Score		
10	N	Drake	82	64	
Team's RPI: 1					
RPI 26-50					
RPI	S	Opponent	Score		
37	H	Iowa	105	71	
41	N	Gonzaga	81	65	
RPI 51-100					
RPI	S	Opponent	Score		
77	N	Oregon St.	91	81	
89	A	DePaul	101	77	
RPI 101+					
RPI	S	Opponent	Score		
104	H	Penn	75	55	
128	H	Harvard	103	58	
LAST 12 Division I GAMES:					
128	H	Harvard	103	58	
77	N	Oregon St.	91	81	
10	N	Drake	82	64	
37	H	Iowa	105	71	
41	N	Gonzaga	81	65	
89	A	DePaul	101	77	
104	H	Penn	75	55	

Non-Div I Games:

Notre Dame

Average RPI Win:	336	WON-LOST	WINNING	LAST 10	STRENGTH OF	OPP. STRENGTH	TEAM	ADJ.	CONF.	ADJ CONF.
Average RPI Loss:	144	RECORD	PCT. RANK	GAMES	SCHEDULE	OF SCHEDULE	RPI	RPI	RPI	RPI
DIV. I ONLY	1- 6	303	0- 1	59	340	256	256	15	15	
DIV. I NON-CONF.	1- 6	303	0- 1	59	340	256	256	15	15	

TOTALS	RPI 1-25	RPI 26-50	W-L RECORDS	RPI 51-100	RPI 101-150	RPI 150+				
1- 6	0- 0	0- 1	OVERALL	0- 2	0- 0	1- 3				
1- 1	0- 0	0- 0	HOME	0- 1	0- 0	1- 0				
0- 4	0- 0	0- 1	AWAY	0- 1	0- 0	0- 2				
0- 1	0- 0	0- 0	NEUTRAL	0- 0	0- 0	0- 1				
1- 6	0- 0	0- 1	NON-CONFERENCE	0- 2	0- 0	1- 3				
1- 1	0- 0	0- 0	HOME	0- 1	0- 0	1- 0				
0- 4	0- 0	0- 1	AWAY	0- 1	0- 0	0- 2				
0- 1	0- 0	0- 0	NEUTRAL	0- 0	0- 0	0- 1				
0- 0	0- 0	0- 0	CONFERENCE	0- 0	0- 0	0- 0				
0- 0	0- 0	0- 0	HOME	0- 0	0- 0	0- 0				
0- 0	0- 0	0- 0	AWAY	0- 0	0- 0	0- 0				
0- 0	0- 0	0- 0	NEUTRAL	0- 0	0- 0	0- 0				

RPI	S	Opponent	Score	RPI	S	Opponent	Score	RPI	S	Opponent	Score	RPI	S	Opponent	Score	Team's RPI: 256
45	A	Bradley	64 73	57	H	Indiana	32 59	176	A	Kent St.	65 75	231	N	Akron	65 85	
				71	A	Central Mich.	61 104	284	A	Illinois St.	56 62	336	H	Canisius	71 60	
LAST 12 Division I GAMES:																
45	A	Bradley	64 73	57	H	Indiana	32 59	284	A	Illinois St.	56 62	336	H	Canisius	71 60	
284	A	Illinois St.	56 62	71	A	Central Mich.	61 104	176	A	Kent St.	65 75	231	N	Akron	65 85	
336	H	Canisius	71 60													
176	A	Kent St.	65 75													
231	N	Akron	65 85													

Non-Div I Games: Grace Bible (MI) 94 48

Oakland

Average RPI Win:	189	WON-LOST	WINNING	LAST 10	STRENGTH OF	OPP. STRENGTH	TEAM	ADJ.	CONF.	ADJ CONF.
Average RPI Loss:	0	RECORD	PCT. RANK	GAMES	SCHEDULE	OF SCHEDULE	RPI	RPI	RPI	RPI
DIV. I ONLY	6- 0	1	1- 0	279	25	52	52	11	11	
DIV. I NON-CONF.	6- 0	1	1- 0	279	25	52	52	11	11	

TOTALS	RPI 1-25	RPI 26-50	W-L RECORDS	RPI 51-100	RPI 101-150	RPI 150+				
6- 0	1- 0	0- 0	OVERALL	0- 0	1- 0	4- 0				
4- 0	0- 0	0- 0	HOME	0- 0	1- 0	3- 0				
0- 0	0- 0	0- 0	AWAY	0- 0	0- 0	0- 0				
2- 0	1- 0	0- 0	NEUTRAL	0- 0	0- 0	1- 0				
6- 0	1- 0	0- 0	NON-CONFERENCE	0- 0	1- 0	4- 0				
4- 0	0- 0	0- 0	HOME	0- 0	1- 0	3- 0				
0- 0	0- 0	0- 0	AWAY	0- 0	0- 0	0- 0				
2- 0	1- 0	0- 0	NEUTRAL	0- 0	0- 0	1- 0				
0- 0	0- 0	0- 0	CONFERENCE	0- 0	0- 0	0- 0				
0- 0	0- 0	0- 0	HOME	0- 0	0- 0	0- 0				
0- 0	0- 0	0- 0	AWAY	0- 0	0- 0	0- 0				
0- 0	0- 0	0- 0	NEUTRAL	0- 0	0- 0	0- 0				

RPI 1-25				RPI 26-50				RPI 51-100				Team's RPI : 52				RPI 101+			
RPI	S	Opponent	Score	RPI	S	Opponent	Score	RPI	S	Opponent	Score	RPI	S	Opponent	Score	RPI	S	Opponent	Score
18	N	Lamar University	87 62													150	H	UNCW	95 72
																212	H	Binghamton	86 49
																239	N	St. Bonaventure	70 53
																252	H	Cleveland St.	72 54
																261	H	Eastern Ky.	100 60

LAST 12 Division I GAMES:																			
212	H	Binghamton	86 49	252	H	Cleveland St.	72 54	18	N	Lamar University	87 62	239	N	St. Bonaventure	70 53	261	H	Eastern Ky.	100 60
150	H	UNCW	95 72																

Non-Div I Games:

Ohio

Average RPI	Win:	152	WON-LOST	WINNING	LAST 10	STRENGTH OF	OPP. STRENGTH	TEAM	ADJ.	CONF.	ADJ CONF.
Average RPI	Loss:	42	RECORD	PCT. RANK	GAMES	SCHEDULE	OF SCHEDULE	RPI	RPI	RPI	RPI
DIV. I ONLY		2- 2		160	1- 0	36	28	88	88	4	4
DIV. I NON-CONF.		2- 2		160	1- 0	36	28	88	88	4	4

TOTALS	RPI 1-25		RPI 26-50		W-L RECORDS	RPI 51-100		RPI 101-150		RPI 150+	
2- 2	1- 1		0- 0		OVERALL	0- 1		0- 0		1- 0	
2- 1	1- 0		0- 0		HOME	0- 1		0- 0		1- 0	
0- 1	0- 1		0- 0		AWAY	0- 0		0- 0		0- 0	
0- 0	0- 0		0- 0		NEUTRAL	0- 0		0- 0		0- 0	
2- 2	1- 1		0- 0		NON-CONFERENCE	0- 1		0- 0		1- 0	
2- 1	1- 0		0- 0		HOME	0- 1		0- 0		1- 0	
0- 1	0- 1		0- 0		AWAY	0- 0		0- 0		0- 0	
0- 0	0- 0		0- 0		NEUTRAL	0- 0		0- 0		0- 0	
0- 0	0- 0		0- 0		CONFERENCE	0- 0		0- 0		0- 0	
0- 0	0- 0		0- 0		HOME	0- 0		0- 0		0- 0	
0- 0	0- 0		0- 0		AWAY	0- 0		0- 0		0- 0	
0- 0	0- 0		0- 0		NEUTRAL	0- 0		0- 0		0- 0	

RPI 1-25				RPI 26-50				RPI 51-100 Team's RPI: 88				RPI 101+			
RPI	S	Opponent	Score	RPI	S	Opponent	Score	RPI	S	Opponent	Score	RPI	S	Opponent	Score
3	A	UConn	53 85					80	H	South Fla.	47 71	285	H	Detroit Mercy	55 41
19	H	North Carolina	76 69												
LAST 12 Division I GAMES:															
19	H	North Carolina	76 69												
3	A	UConn	53 85												
285	H	Detroit Mercy	55 41												
80	H	South Fla.	47 71												

Non-Div I Games:

Ohio St.

Average RPI Win:	263	WON-LOST	WINNING	LAST 10	STRENGTH OF	OPP. STRENGTH	TEAM	ADJ.	CONF.	ADJ CONF.
Average RPI Loss:	92	RECORD	PCT. RANK	GAMES	SCHEDULE	OF SCHEDULE	RPI	RPI	RPI	RPI
DIV. I ONLY	2- 4	226	0- 1	67	182	186	186	3	3	
DIV. I NON-CONF.	2- 4	226	0- 1	67	182	186	186	3	3	

TOTALS	RPI 1-25	RPI 26-50	W-L RECORDS	RPI 51-100	RPI 101-150	RPI 150+				
2- 4	0- 0	0- 0	OVERALL	0- 3	0- 1	2- 0				
2- 0	0- 0	0- 0	HOME	0- 0	0- 0	2- 0				
0- 2	0- 0	0- 0	AWAY	0- 2	0- 0	0- 0				
0- 2	0- 0	0- 0	NEUTRAL	0- 1	0- 1	0- 0				
2- 4	0- 0	0- 0	NON-CONFERENCE	0- 3	0- 1	2- 0				
2- 0	0- 0	0- 0	HOME	0- 0	0- 0	2- 0				
0- 2	0- 0	0- 0	AWAY	0- 2	0- 0	0- 0				
0- 2	0- 0	0- 0	NEUTRAL	0- 1	0- 1	0- 0				
0- 0	0- 0	0- 0	CONFERENCE	0- 0	0- 0	0- 0				
0- 0	0- 0	0- 0	HOME	0- 0	0- 0	0- 0				
0- 0	0- 0	0- 0	AWAY	0- 0	0- 0	0- 0				
0- 0	0- 0	0- 0	NEUTRAL	0- 0	0- 0	0- 0				

RPI 1-25				RPI 26-50				RPI 51-100				RPI 101+ Team's RPI: 186			
RPI	S	Opponent	Score	RPI	S	Opponent	Score	RPI	S	Opponent	Score	RPI	S	Opponent	Score
								53	A	New Mexico	80 84	145	N	UAB	84 89
								80	A	South Fla.	70 87	195	H	Western Ky.	90 83
								91	N	Clemson	62 74	331	H	Northwestern St.	93 56

								LAST 12 Division I GAMES:							
								91	N	Clemson	62 74				
								53	A	New Mexico	80 84				
								145	N	UAB	84 89				
								80	A	South Fla.	70 87				
								331	H	Northwestern St.	93 56				
								195	H	Western Ky.	90 83				

Non-Div I Games:

Okla homa

Average RPI		Win: 153	WON-LOST RECORD	WINNING PCT. RANK	LAST 10 GAMES	STRENGTH OF SCHEDULE	OPP. STRENGTH OF SCHEDULE	TEAM RPI	ADJ. RPI	CONF. RPI	ADJ CONF. RPI
Loss: 0											
DIV. I ONLY			6- 0	1	1- 0	202	34	26	26	3	3
DIV. I NON-CONF.			6- 0	1	1- 0	202	34	26	26	3	3
TOTALS		RPI 1-25		RPI 26-50		W-L RECORDS		RPI 51-100	RPI 101-150	RPI 150+	
6- 0		0- 0		0- 0		OVERALL		1- 0	2- 0	3- 0	
5- 0		0- 0		0- 0		HOME		1- 0	2- 0	2- 0	
1- 0		0- 0		0- 0		AWAY		0- 0	0- 0	1- 0	
0- 0		0- 0		0- 0		NEUTRAL		0- 0	0- 0	0- 0	
6- 0		0- 0		0- 0		NON-CONFERENCE		1- 0	2- 0	3- 0	
5- 0		0- 0		0- 0		HOME		1- 0	2- 0	2- 0	
1- 0		0- 0		0- 0		AWAY		0- 0	0- 0	1- 0	
0- 0		0- 0		0- 0		NEUTRAL		0- 0	0- 0	0- 0	
0- 0		0- 0		0- 0		CONFERENCE		0- 0	0- 0	0- 0	
0- 0		0- 0		0- 0		HOME		0- 0	0- 0	0- 0	
0- 0		0- 0		0- 0		AWAY		0- 0	0- 0	0- 0	
0- 0		0- 0		0- 0		NEUTRAL		0- 0	0- 0	0- 0	

RPI 1-25				Team's RPI : 26				RPI 51-100				RPI 101+			
RPI	S	Opponent	Score	RPI	S	Opponent	Score	RPI	S	Opponent	Score	RPI	S	Opponent	Score
								99	H	UC Ri versi de	76 51	136	H	Prai ri e View	70 50
												148	H	Texas St.	66 55
												172	A	Wi chi ta St.	60 47
												181	H	Arkansas St.	62 60
												184	H	Samford	82 62
LAST 12 Di vi si on I GAMES:															
				148	H	Texas St.	66 55								
				172	A	Wi chi ta St.	60 47								
				184	H	Samford	82 62								
				136	H	Prai ri e View	70 50								
				99	H	UC Ri versi de	76 51								
				181	H	Arkansas St.	62 60								

Non-Div I Games:

Okla ahoma St.

Average RPI	Win:	199	WON-LOST	WINNING	LAST 10	STRENGTH OF	OPP. STRENGTH	TEAM	ADJ.	CONF.	ADJ CONF.
Average RPI	Loss:	105	RECORD	PCT. RANK	GAMES	SCHEDULE	OF SCHEDULE	RPI	RPI	RPI	RPI
DIV. I ONLY		5- 1		45	1- 0	93	169	40	40	17	17
DIV. I NON-CONF.		5- 1		45	1- 0	93	169	40	40	17	17

TOTALS	RPI 1-25		RPI 26-50		W-L RECORDS	RPI 51-100		RPI 101-150		RPI 150+	
5- 1	0- 0		0- 0		OVERALL	0- 0		0- 1		5- 0	
1- 1	0- 0		0- 0		HOME	0- 0		0- 1		1- 0	
2- 0	0- 0		0- 0		AWAY	0- 0		0- 0		2- 0	
2- 0	0- 0		0- 0		NEUTRAL	0- 0		0- 0		2- 0	
5- 1	0- 0		0- 0		NON-CONFERENCE	0- 0		0- 1		5- 0	
1- 1	0- 0		0- 0		HOME	0- 0		0- 1		1- 0	
2- 0	0- 0		0- 0		AWAY	0- 0		0- 0		2- 0	
2- 0	0- 0		0- 0		NEUTRAL	0- 0		0- 0		2- 0	
0- 0	0- 0		0- 0		CONFERENCE	0- 0		0- 0		0- 0	
0- 0	0- 0		0- 0		HOME	0- 0		0- 0		0- 0	
0- 0	0- 0		0- 0		AWAY	0- 0		0- 0		0- 0	
0- 0	0- 0		0- 0		NEUTRAL	0- 0		0- 0		0- 0	

RPI 1-25				RPI 26-50				Team's RPI: 40				RPI 51-100				RPI 101+			
RPI	S	Opponent	Score	RPI	S	Opponent	Score	RPI	S	Opponent	Score	RPI	S	Opponent	Score	RPI	S	Opponent	Score
																105	H	Virginia	67 73
																153	N	Tennessee Tech	80 73
																187	A	Campbell	83 59
																198	A	Cincinnati	76 72
																215	H	Norfolk St.	69 53
																242	N	Jacksonville	78 76
LAST 12 Division I GAMES:																			
												153	N	Tennessee Tech	80 73				
												242	N	Jacksonville	78 76				
												105	H	Virginia	67 73				
												198	A	Cincinnati	76 72				
												215	H	Norfolk St.	69 53				
												187	A	Campbell	83 59				

Non-Div I Games:

Average RPI	Win: 253	WON-LOST	WINNING	LAST 10	STRENGTH OF	OPP. STRENGTH	TEAM	ADJ.	CONF.	ADJ CONF.
Average RPI	Loss: 45	RECORD	PCT. RANK	GAMES	SCHEDULE	OF SCHEDULE	RPI	RPI	RPI	RPI
DIV. I ONLY		3- 5	218	0- 1	42	137	164	164	5	5
DIV. I NON-CONF.		3- 5	218	0- 1	42	137	164	164	5	5

TOTALS	RPI 1-25		RPI 26-50		W-L RECORDS		RPI 51-100		RPI 101-150	RPI 150+
3- 5	0- 1		0- 2		OVERALL		0- 2		0- 0	3- 0
3- 2	0- 0		0- 2		HOME		0- 0		0- 0	3- 0
0- 0	0- 0		0- 0		AWAY		0- 0		0- 0	0- 0
0- 3	0- 1		0- 0		NEUTRAL		0- 2		0- 0	0- 0
3- 5	0- 1		0- 2		NON-CONFERENCE		0- 2		0- 0	3- 0
3- 2	0- 0		0- 2		HOME		0- 0		0- 0	3- 0
0- 0	0- 0		0- 0		AWAY		0- 0		0- 0	0- 0
0- 3	0- 1		0- 0		NEUTRAL		0- 2		0- 0	0- 0
0- 0	0- 0		0- 0		CONFERENCE		0- 0		0- 0	0- 0
0- 0	0- 0		0- 0		HOME		0- 0		0- 0	0- 0
0- 0	0- 0		0- 0		AWAY		0- 0		0- 0	0- 0
0- 0	0- 0		0- 0		NEUTRAL		0- 0		0- 0	0- 0

RPI 1-25				RPI 26-50				RPI 51-100				RPI 101+ Team's RPI: 164			
RPI	S	Opponent	Score	RPI	S	Opponent	Score	RPI	S	Opponent	Score	RPI	S	Opponent	Score
3	N	UConn	50 90	39	H	IUPUI	58 66	56	N	St. John's (NY)	59 64	215	H	Norfolk St.	60 42
				42	H	TCU	50 55	83	N	Purdue	59 70	223	H	Temple	62 55
												322	H	Western Mi ch.	69 66

LAST 12 Division I GAMES:															
				42	H	TCU	50 55	39	H	IUPUI	58 66				
				56	N	St. John's (NY)	59 64	215	H	Norfolk St.	60 42				
				83	N	Purdue	59 70								
				3	N	UConn	50 90								
				322	H	Western Mi ch.	69 66								
				223	H	Temple	62 55								

Non-Div I Games:

Average RPI Win:	311	WON-LOST	WINNING	LAST 10	STRENGTH OF	OPP. STRENGTH	TEAM	ADJ.	CONF.	ADJ CONF.
Average RPI Loss:	174	RECORD	PCT. RANK	GAMES	SCHEDULE	OF SCHEDULE	RPI	RPI	RPI	RPI
DIV. I ONLY	3- 3	160	1- 0	297	306	281	281	12	12	
DIV. I NON-CONF.	3- 3	160	1- 0	297	306	281	281	12	12	

TOTALS	RPI 1-25	RPI 26-50	W-L RECORDS	RPI 51-100	RPI 101-150	RPI 150+				
3- 3	0- 0	0- 0	OVERALL	0- 0	0- 1	3- 2				
1- 1	0- 0	0- 0	HOME	0- 0	0- 1	1- 0				
1- 1	0- 0	0- 0	AWAY	0- 0	0- 0	1- 1				
1- 1	0- 0	0- 0	NEUTRAL	0- 0	0- 0	1- 1				
3- 3	0- 0	0- 0	NON-CONFERENCE	0- 0	0- 1	3- 2				
1- 1	0- 0	0- 0	HOME	0- 0	0- 1	1- 0				
1- 1	0- 0	0- 0	AWAY	0- 0	0- 0	1- 1				
1- 1	0- 0	0- 0	NEUTRAL	0- 0	0- 0	1- 1				
0- 0	0- 0	0- 0	CONFERENCE	0- 0	0- 0	0- 0				
0- 0	0- 0	0- 0	HOME	0- 0	0- 0	0- 0				
0- 0	0- 0	0- 0	AWAY	0- 0	0- 0	0- 0				
0- 0	0- 0	0- 0	NEUTRAL	0- 0	0- 0	0- 0				

RPI 1-25				RPI 26-50				RPI 51-100				RPI 101+				Team's RPI: 281
RPI	S	Opponent	Score	RPI	S	Opponent	Score	RPI	S	Opponent	Score	RPI	S	Opponent	Score	
												132	H	CSUN	52	64
												187	N	Campbell	52	65
												202	A	Kansas St.	46	61
												285	A	Detroit Mercy	51	42
												307	H	USC Upstate	96	69
												342	N	Florida A&M	57	50

LAST 12 Division I GAMES:																
202	A	Kansas St.	46	61	342	N	Florida A&M	57	50	285	A	Detroit Mercy	51	42		
307	H	USC Upstate	96	69	187	N	Campbell	52	65	132	H	CSUN	52	64		

Non-Div I Games:

Omaha

Average RPI Win:	190	WON-LOST	WINNING	LAST 10	STRENGTH OF	OPP. STRENGTH	TEAM	ADJ.	CONF.	ADJ CONF.
Average RPI Loss:	63	RECORD	PCT. RANK	GAMES	SCHEDULE	OF SCHEDULE	RPI	RPI	RPI	RPI
DIV. I ONLY	3- 4	193	1- 0	131	69	159	159	12	12	
DIV. I NON-CONF.	3- 4	193	1- 0	131	69	159	159	12	12	

TOTALS	RPI 1-25	RPI 26-50	W-L RECORDS	RPI 51-100	RPI 101-150	RPI 150+				
3- 4	0- 0	0- 2	OVERALL	0- 1	1- 1	2- 0				
2- 1	0- 0	0- 0	HOME	0- 1	0- 0	2- 0				
1- 3	0- 0	0- 2	AWAY	0- 0	1- 1	0- 0				
0- 0	0- 0	0- 0	NEUTRAL	0- 0	0- 0	0- 0				
3- 4	0- 0	0- 2	NON-CONFERENCE	0- 1	1- 1	2- 0				
2- 1	0- 0	0- 0	HOME	0- 1	0- 0	2- 0				
1- 3	0- 0	0- 2	AWAY	0- 0	1- 1	0- 0				
0- 0	0- 0	0- 0	NEUTRAL	0- 0	0- 0	0- 0				
0- 0	0- 0	0- 0	CONFERENCE	0- 0	0- 0	0- 0				
0- 0	0- 0	0- 0	HOME	0- 0	0- 0	0- 0				
0- 0	0- 0	0- 0	AWAY	0- 0	0- 0	0- 0				
0- 0	0- 0	0- 0	NEUTRAL	0- 0	0- 0	0- 0				

RPI 1-25				RPI 26-50				RPI 51-100				RPI 101+ Team's RPI : 159			
RPI	S	Opponent	Score	RPI	S	Opponent	Score	RPI	S	Opponent	Score	RPI	S	Opponent	Score
37	A	Iowa	77 90	51	H	Tul sa	68 76	125	A	Arkansas	61 74				
38	A	Kansas	58 70					148	A	Texas St.	81 64				
								177	H	Southern Utah	64 59				
								246	H	UMKC	75 64				
LAST 12 Division I GAMES:															
177	H	Southern Utah	64 59	51	H	Tul sa	68 76								
125	A	Arkansas	61 74	38	A	Kansas	58 70								
148	A	Texas St.	81 64	37	A	Iowa	77 90								
246	H	UMKC	75 64												

Non-Div I Games: Harris-Stowe 74 46

Oral Roberts

Average RPI	Win:	62	WON-LOST	WINNING	LAST 10	STRENGTH OF	OPP. STRENGTH	TEAM	ADJ.	CONF.	ADJ CONF.
Average RPI	Loss:	0	RECORD	PCT. RANK	GAMES	SCHEDULE	OF SCHEDULE	RPI	RPI	RPI	RPI
DIV. I ONLY		5- 0	1	1- 0	44	3	4	4	2	2	
DIV. I NON-CONF.		5- 0	1	1- 0	44	3	4	4	2	2	

TOTALS	RPI 1-25		RPI 26-50		W-L RECORDS	RPI 51-100	RPI 101-150		RPI 150+		
5- 0	1- 0		0- 0		OVERALL	4- 0	0- 0		0- 0		
2- 0	1- 0		0- 0		HOME	1- 0	0- 0		0- 0		
2- 0	0- 0		0- 0		AWAY	2- 0	0- 0		0- 0		
1- 0	0- 0		0- 0		NEUTRAL	1- 0	0- 0		0- 0		
5- 0	1- 0		0- 0		NON-CONFERENCE	4- 0	0- 0		0- 0		
2- 0	1- 0		0- 0		HOME	1- 0	0- 0		0- 0		
2- 0	0- 0		0- 0		AWAY	2- 0	0- 0		0- 0		
1- 0	0- 0		0- 0		NEUTRAL	1- 0	0- 0		0- 0		
0- 0	0- 0		0- 0		CONFERENCE	0- 0	0- 0		0- 0		
0- 0	0- 0		0- 0		HOME	0- 0	0- 0		0- 0		
0- 0	0- 0		0- 0		AWAY	0- 0	0- 0		0- 0		
0- 0	0- 0		0- 0		NEUTRAL	0- 0	0- 0		0- 0		

RPI 1-25 Team's RPI: 4				RPI 26-50				RPI 51-100				RPI 101+			
RPI	S	Opponent	Score	RPI	S	Opponent	Score	RPI	S	Opponent	Score	RPI	S	Opponent	Score
8	H	Syracuse	75 73					64	H	Buffal o	102 82				
								68	A	Saint Mary's (CA)	79 55				
								69	A	Utah St.	88 58				
								99	N	UC Ri versi de	94 44				

LAST 12 Division I GAMES:															
69	A	Utah St.	88 58	68	A	Saint Mary's (CA)	79 55								
8	H	Syracuse	75 73	99	N	UC Ri versi de	94 44								
				64	H	Buffal o	102 82								

Non-Div I Games: Alas. Fairbanks 115 36

Oregon

Average RPI Win: 188		WON-LOST	WINNING	LAST 10	STRENGTH OF	OPP. STRENGTH	TEAM	ADJ.	CONF.	ADJ CONF.
Average RPI Loss: 1		RECORD	PCT. RANK	GAMES	SCHEDULE	OF SCHEDULE	RPI	RPI	RPI	RPI
DIV. I ONLY	6- 1	33	0- 1	239	14	77	77	2	2	
DIV. I NON-CONF.	6- 1	33	0- 1	239	14	77	77	2	2	

TOTALS	RPI 1-25	RPI 26-50	W-L RECORDS		RPI 51-100	RPI 101-150	RPI 150+			
6- 1	0- 1	0- 0	OVERALL		1- 0	2- 0	3- 0			
4- 0	0- 0	0- 0	HOME		1- 0	1- 0	2- 0			
0- 0	0- 0	0- 0	AWAY		0- 0	0- 0	0- 0			
2- 1	0- 1	0- 0	NEUTRAL		0- 0	1- 0	1- 0			
6- 1	0- 1	0- 0	NON-CONFERENCE		1- 0	2- 0	3- 0			
4- 0	0- 0	0- 0	HOME		1- 0	1- 0	2- 0			
0- 0	0- 0	0- 0	AWAY		0- 0	0- 0	0- 0			
2- 1	0- 1	0- 0	NEUTRAL		0- 0	1- 0	1- 0			
0- 0	0- 0	0- 0	CONFERENCE		0- 0	0- 0	0- 0			
0- 0	0- 0	0- 0	HOME		0- 0	0- 0	0- 0			
0- 0	0- 0	0- 0	AWAY		0- 0	0- 0	0- 0			
0- 0	0- 0	0- 0	NEUTRAL		0- 0	0- 0	0- 0			

RPI 1-25				RPI 26-50				RPI 51-100 Team's RPI: 77				RPI 101+			
RPI S	Opponent	Score		RPI S	Opponent	Score		RPI S	Opponent	Score		RPI S	Opponent	Score	
1 N	Notre Dame	81	91					68 H	Saint Mary's (CA)	89	56	118 N	South Carolina	70	68
												140 H	Ark. -Pine Bluff	89	33
												195 N	Western Ky.	74	60
												292 H	Cal Poly	79	54
												315 H	La Salle	100	46
LAST 12 Division I GAMES:															
1 N	Notre Dame	81	91	68 H	Saint Mary's (CA)	89	56	118 N	South Carolina	70	68	140 H	Ark. -Pine Bluff	89	33
118 N	South Carolina	70	68	292 H	Cal Poly	79	54	195 N	Western Ky.	74	60	315 H	La Salle	100	46
315 H	La Salle	100	46												
195 N	Western Ky.	74	60												

Non-Div I Games:

Oregon St.

Paci f i c				Through Games Of Dec. 1, 2018															
Average RPI Win:		176	WON-LOST RECORD	WINNING PCT. RANK	LAST 10 GAMES	STRENGTH OF SCHEDULE	OPP. STRENGTH OF SCHEDULE	TEAM RPI	ADJ. RPI	CONF. RPI	ADJ CONF. RPI								
Average RPI Loss:		2																	
DIV. I ONLY		4- 1										63	1- 0	126	22	34	34	6	6
DIV. I NON-CONF.		4- 1										63	1- 0	126	22	34	34	6	6

TOTALS		RPI 1-25		RPI 26-50		W-L RECORDS		RPI 51-100		RPI 101-150		RPI 150+							
4- 1		0- 1		0- 0		OVERALL		2- 0		0- 0		2- 0							
2- 0		0- 0		0- 0		HOME		1- 0		0- 0		1- 0							
2- 0		0- 0		0- 0		AWAY		1- 0		0- 0		1- 0							
0- 1		0- 1		0- 0		NEUTRAL		0- 0		0- 0		0- 0							
4- 1		0- 1		0- 0		NON-CONFERENCE		2- 0		0- 0		2- 0							
2- 0		0- 0		0- 0		HOME		1- 0		0- 0		1- 0							
2- 0		0- 0		0- 0		AWAY		1- 0		0- 0		1- 0							
0- 1		0- 1		0- 0		NEUTRAL		0- 0		0- 0		0- 0							
0- 0		0- 0		0- 0		CONFERENCE		0- 0		0- 0		0- 0							
0- 0		0- 0		0- 0		HOME		0- 0		0- 0		0- 0							
0- 0		0- 0		0- 0		AWAY		0- 0		0- 0		0- 0							
0- 0		0- 0		0- 0		NEUTRAL		0- 0		0- 0		0- 0							

RPI 1-25				RPI 26-50		Team' s RPI : 34		RPI 51-100		RPI 101+									
RPI S	Opponent		Score	RPI S	Opponent		Score	RPI S	Opponent		Score	RPI S	Opponent		Score				
2 N	Cal i forni a		69 81					63 H	Wyomi ng		70 64	237 A	San Jose St.		91 67				
								73 A	UC Davi s		83 80	332 H	North Dakota St.		75 68				

Non-Div I Games:

Paci f i c

Average RPI Win:	306	WON-LOST	WINNING	LAST 10	STRENGTH OF	OPP. STRENGTH	TEAM	ADJ.	CONF.	ADJ CONF.
Average RPI Loss:	63	RECORD	PCT. RANK	GAMES	SCHEDULE	OF SCHEDULE	RPI	RPI	RPI	RPI
DIV. I ONLY	4- 2	97	0- 1	169	160	104	104	23	23	
DIV. I NON-CONF.	4- 2	97	0- 1	169	160	104	104	23	23	

TOTALS	RPI 1-25	RPI 26-50	W-L RECORDS	RPI 51-100	RPI 101-150	RPI 150+				
4- 2	0- 1	0- 0	OVERALL	0- 0	0- 1	4- 0				
2- 0	0- 0	0- 0	HOME	0- 0	0- 0	2- 0				
2- 1	0- 1	0- 0	AWAY	0- 0	0- 0	2- 0				
0- 1	0- 0	0- 0	NEUTRAL	0- 0	0- 1	0- 0				
4- 2	0- 1	0- 0	NON-CONFERENCE	0- 0	0- 1	4- 0				
2- 0	0- 0	0- 0	HOME	0- 0	0- 0	2- 0				
2- 1	0- 1	0- 0	AWAY	0- 0	0- 0	2- 0				
0- 1	0- 0	0- 0	NEUTRAL	0- 0	0- 1	0- 0				
0- 0	0- 0	0- 0	CONFERENCE	0- 0	0- 0	0- 0				
0- 0	0- 0	0- 0	HOME	0- 0	0- 0	0- 0				
0- 0	0- 0	0- 0	AWAY	0- 0	0- 0	0- 0				
0- 0	0- 0	0- 0	NEUTRAL	0- 0	0- 0	0- 0				

RPI	S	Opponent	Score	RPI	S	Opponent	Score	RPI	S	Opponent	Score	RPI	S	Opponent	Score	Team's RPI: 104
1	A	Notre Dame	55 75									124	N	Maine	46 47	
												257	A	Siena	58 51	
												312	A	Navy	65 61	
												319	H	Saint Joseph's	65 45	
												337	H	NJIT	85 42	

LAST 12 Division I GAMES:																
124	N	Maine	46 47	1	A	Notre Dame	55 75									
312	A	Navy	65 61	257	A	Siena	58 51									
337	H	NJIT	85 42													
319	H	Saint Joseph's	65 45													

Non-Div I Games:

Penn

Average RPI	Win:	147	WON-LOST	WINNING	LAST 10	STRENGTH OF	OPP. STRENGTH	TEAM	ADJ.	CONF.	ADJ CONF.
Average RPI	Loss:	55	RECORD	PCT. RANK	GAMES	SCHEDULE	OF SCHEDULE	RPI	RPI	RPI	RPI
DIV. I ONLY		4- 3		137	0- 1	54	51	72	72	4	4
DIV. I NON-CONF.		4- 3		137	0- 1	54	51	72	72	4	4

TOTALS	RPI 1-25		RPI 26-50		W-L RECORDS	RPI 51-100		RPI 101-150		RPI 150+	
4- 3	0- 1		0- 0		OVERALL	1- 1		1- 1		2- 0	
3- 2	0- 1		0- 0		HOME	1- 0		0- 1		2- 0	
1- 1	0- 0		0- 0		AWAY	0- 1		1- 0		0- 0	
0- 0	0- 0		0- 0		NEUTRAL	0- 0		0- 0		0- 0	
4- 3	0- 1		0- 0		NON-CONFERENCE	1- 1		1- 1		2- 0	
3- 2	0- 1		0- 0		HOME	1- 0		0- 1		2- 0	
1- 1	0- 0		0- 0		AWAY	0- 1		1- 0		0- 0	
0- 0	0- 0		0- 0		NEUTRAL	0- 0		0- 0		0- 0	
0- 0	0- 0		0- 0		CONFERENCE	0- 0		0- 0		0- 0	
0- 0	0- 0		0- 0		HOME	0- 0		0- 0		0- 0	
0- 0	0- 0		0- 0		AWAY	0- 0		0- 0		0- 0	
0- 0	0- 0		0- 0		NEUTRAL	0- 0		0- 0		0- 0	

RPI 1-25				RPI 26-50				RPI 51-100 Team's RPI: 72				RPI 101+			
RPI	S	Opponent	Score	RPI	S	Opponent	Score	RPI	S	Opponent	Score	RPI	S	Opponent	Score
2	H	Cal i forni a	58 75					54	A	Flori da St.	58 87	109	H	Stony Brook	70 81
								87	H	Provi dence	74 72	111	A	Fordham	72 55
												155	H	North Dakota	75 68
												235	H	Pri nceton	79 71
LAST 12 Di vi si on I GAMES:															
111	A	Fordham	72 55	54	A	Flori da St.	58 87								
2	H	Cal i forni a	58 75	109	H	Stony Brook	70 81								
87	H	Provi dence	74 72	155	H	North Dakota	75 68								
				235	H	Pri nceton	79 71								

Non-Di v I Games:

Penn St.

Average RPI	Win: 222	WON-LOST RECORD	WINNING PCT. RANK	LAST 10 GAMES	STRENGTH OF SCHEDULE	OPP. STRENGTH OF SCHEDULE	TEAM RPI	ADJ. RPI	CONF. RPI	ADJ CONF. RPI
Average RPI	Loss: 9									
DIV. I ONLY		3- 1	68	0- 1	94	98	27	27	6	6
DIV. I NON-CONF.		3- 1	68	0- 1	94	98	27	27	6	6

TOTALS	RPI 1-25		RPI 26-50	W-L RECORDS	RPI 51-100		RPI 101-150		RPI 150+	
3- 1	0- 1		0- 0	OVERALL	0- 0		1- 0		2- 0	
0- 0	0- 0		0- 0	HOME	0- 0		0- 0		0- 0	
2- 1	0- 1		0- 0	AWAY	0- 0		0- 0		2- 0	
1- 0	0- 0		0- 0	NEUTRAL	0- 0		1- 0		0- 0	
3- 1	0- 1		0- 0	NON-CONFERENCE	0- 0		1- 0		2- 0	
0- 0	0- 0		0- 0	HOME	0- 0		0- 0		0- 0	
2- 1	0- 1		0- 0	AWAY	0- 0		0- 0		2- 0	
1- 0	0- 0		0- 0	NEUTRAL	0- 0		1- 0		0- 0	
0- 0	0- 0		0- 0	CONFERENCE	0- 0		0- 0		0- 0	
0- 0	0- 0		0- 0	HOME	0- 0		0- 0		0- 0	
0- 0	0- 0		0- 0	AWAY	0- 0		0- 0		0- 0	
0- 0	0- 0		0- 0	NEUTRAL	0- 0		0- 0		0- 0	

RPI 1-25				RPI 26-50				Team's RPI: 27				RPI 51-100				RPI 101+			
RPI	S	Opponent	Score	RPI	S	Opponent	Score	RPI	S	Opponent	Score	RPI	S	Opponent	Score	RPI	S	Opponent	Score
9	A	Col orado	65 80													107	N	Sacramento St.	113 97
																268	A	Hawai i	65 64
																292	A	Cal Poly	70 63
LAST 12 Division I GAMES:																			
9	A	Col orado	65 80	268	A	Cal Poly	70 63	268	A	Hawai i	65 64								
292	A	Cal Poly	70 63																
107	N	Sacramento St.	113 97																

Non-Div I Games:

Pepperdine

Average RPI Win:	208	WON-LOST	WINNING	LAST 10	STRENGTH OF	OPP. STRENGTH	TEAM	ADJ.	CONF.	ADJ CONF.
Average RPI Loss:	118	RECORD	PCT. RANK	GAMES	SCHEDULE	OF SCHEDULE	RPI	RPI	RPI	RPI
DIV. I ONLY	5- 4	156	1- 0	78	180	119	119	1	1	
DIV. I NON-CONF.	5- 4	156	1- 0	78	180	119	119	1	1	

TOTALS	RPI 1-25	RPI 26-50	W-L RECORDS	RPI 51-100	RPI 101-150	RPI 150+				
5- 4	0- 0	0- 1	OVERALL	1- 0	1- 2	3- 1				
2- 2	0- 0	0- 1	HOME	0- 0	0- 1	2- 0				
1- 1	0- 0	0- 0	AWAY	1- 0	0- 0	0- 1				
2- 1	0- 0	0- 0	NEUTRAL	0- 0	1- 1	1- 0				
5- 4	0- 0	0- 1	NON-CONFERENCE	1- 0	1- 2	3- 1				
2- 2	0- 0	0- 1	HOME	0- 0	0- 1	2- 0				
1- 1	0- 0	0- 0	AWAY	1- 0	0- 0	0- 1				
2- 1	0- 0	0- 0	NEUTRAL	0- 0	1- 1	1- 0				
0- 0	0- 0	0- 0	CONFERENCE	0- 0	0- 0	0- 0				
0- 0	0- 0	0- 0	HOME	0- 0	0- 0	0- 0				
0- 0	0- 0	0- 0	AWAY	0- 0	0- 0	0- 0				
0- 0	0- 0	0- 0	NEUTRAL	0- 0	0- 0	0- 0				

RPI	S	Opponent	Score	RPI	S	Opponent	Score	RPI	S	Opponent	Score	RPI	S	Opponent	Score	Team's RPI: 119
43	H	UCF	58 61	90	A	Northwestern	52 49	125	N	Arkansas	61 54	133	N	Wisconsin	42 57	
								138	H	Youngstown St.	55 64	158	A	Georgetown	41 70	
								198	H	Cincinnati	65 48	303	N	Tennessee St.	78 56	
								326	H	New Orleans	90 38					

LAST 12 Division I GAMES:																
198	H	Cincinnati	65 48	90	A	Northwestern	52 49	303	N	Tennessee St.	78 56	125	N	Arkansas	61 54	
138	H	Youngstown St.	55 64	133	N	Wisconsin	42 57	158	A	Georgetown	41 70					
326	H	New Orleans	90 38													
43	H	UCF	58 61													

Non-Div I Games:

Pittsburgh

Portland

P
o
r
t
l
a
n
d

Port1 and

Average RPI Win: 169 WON-LOST RECORD WINNING PCT. RANK LAST 10 GAMES STRENGTH OF SCHEDULE OPP. STRENGTH OF SCHEDULE TEAM RPI ADJ. RPI CONF. RPI ADJ CONF. RPI

DIV. I ONLY	4- 0	1	1- 0	260	36	44	44	10	10
DIV. I NON-CONF.	4- 0	1	1- 0	260	36	44	44	10	10
TOTALS	RPI 1-25	RPI 26-50	W-L RECORDS	RPI 51-100	RPI 101-150	RPI 150+			
4- 0	0- 0	0- 0	OVERALL	2- 0	0- 0	2- 0			
4- 0	0- 0	0- 0	HOME	2- 0	0- 0	2- 0			
0- 0	0- 0	0- 0	AWAY	0- 0	0- 0	0- 0			
0- 0	0- 0	0- 0	NEUTRAL	0- 0	0- 0	0- 0			
4- 0	0- 0	0- 0	NON-CONFERENCE	2- 0	0- 0	2- 0			
4- 0	0- 0	0- 0	HOME	2- 0	0- 0	2- 0			
0- 0	0- 0	0- 0	AWAY	0- 0	0- 0	0- 0			
0- 0	0- 0	0- 0	NEUTRAL	0- 0	0- 0	0- 0			
0- 0	0- 0	0- 0	CONFERENCE	0- 0	0- 0	0- 0			
0- 0	0- 0	0- 0	HOME	0- 0	0- 0	0- 0			
0- 0	0- 0	0- 0	AWAY	0- 0	0- 0	0- 0			
0- 0	0- 0	0- 0	NEUTRAL	0- 0	0- 0	0- 0			

RPI 1-25	RPI 26-50	Team's RPI: 44	RPI 51-100	RPI 101+
RPI S Opponent Score	RPI S Opponent Score		RPI S Opponent Score	RPI S Opponent Score
			73 H UC Davis 65 50	237 H San Jose St. 80 51
			82 H Portland 92 79	282 H Seattle U 68 43
LAST 12 Division I GAMES:				
282 H Seattle U 68 43	73 H UC Davis 65 50	237 H San Jose St. 80 51	82 H Portland 92 79	

Non-Div I Games: Warner Pacific 102 49

Portland St.

Average RPI Win:	249	WON-LOST	WINNING	LAST 10	STRENGTH OF	OPP. STRENGTH	TEAM	ADJ.	CONF.	ADJ CONF.
Average RPI Loss:	157	RECORD	PCT. RANK	GAMES	SCHEDULE	OF SCHEDULE	RPI	RPI	RPI	RPI

DIV. I ONLY	1- 2	226	1- 0	53	311	136	136	26	26
DIV. I NON-CONF.	1- 2	226	1- 0	53	311	136	136	26	26

TOTALS	RPI 1-25	RPI 26-50	W-L RECORDS	RPI 51-100	RPI 101-150	RPI 150+			
1- 2	0- 0	0- 1	OVERALL	0- 0	0- 0	1- 1			
0- 0	0- 0	0- 0	HOME	0- 0	0- 0	0- 0			
0- 2	0- 0	0- 1	AWAY	0- 0	0- 0	0- 1			
1- 0	0- 0	0- 0	NEUTRAL	0- 0	0- 0	1- 0			
1- 2	0- 0	0- 1	NON-CONFERENCE	0- 0	0- 0	1- 1			
0- 0	0- 0	0- 0	HOME	0- 0	0- 0	0- 0			
0- 2	0- 0	0- 1	AWAY	0- 0	0- 0	0- 1			
1- 0	0- 0	0- 0	NEUTRAL	0- 0	0- 0	1- 0			
0- 0	0- 0	0- 0	CONFERENCE	0- 0	0- 0	0- 0			
0- 0	0- 0	0- 0	HOME	0- 0	0- 0	0- 0			
0- 0	0- 0	0- 0	AWAY	0- 0	0- 0	0- 0			
0- 0	0- 0	0- 0	NEUTRAL	0- 0	0- 0	0- 0			

RPI 1-25				RPI 26-50				RPI 51-100				RPI 101+ Team's RPI: 136			
RPI	S	Opponent	Score	RPI	S	Opponent	Score	RPI	S	Opponent	Score	RPI	S	Opponent	Score
				26	A	Oklahoma St.	50 70					249	N	A&M-Corpus Christi	67 59
												287	A	UTRGV	50 57
LAST 12 Division I GAMES:															
				249	N	A&M-Corpus Christi	67 59								
				287	A	UTRGV	50 57								
				26	A	Oklahoma St.	50 70								

Non-Div I Games: Jarvis Christian 117 32 Arlington Baptist 105 31

Average RPI Win:	194	WON-LOST	WINNING	LAST 10	STRENGTH OF	OPP. STRENGTH	TEAM	ADJ.	CONF.	ADJ CONF.
Average RPI Loss:	159	RECORD	PCT. RANK	GAMES	SCHEDULE	OF SCHEDULE	RPI	RPI	RPI	RPI
DIV. I ONLY	1- 4	277	0- 1	130	202	266	266	29	29	
DIV. I NON-CONF.	1- 4	277	0- 1	130	202	266	266	29	29	

TOTALS	RPI 1-25	RPI 26-50	W-L RECORDS	RPI 51-100	RPI 101-150	RPI 150+				
1- 4	0- 0	0- 1	OVERALL	0- 0	0- 1	1- 2				
1- 1	0- 0	0- 0	HOME	0- 0	0- 0	1- 1				
0- 3	0- 0	0- 1	AWAY	0- 0	0- 1	0- 1				
0- 0	0- 0	0- 0	NEUTRAL	0- 0	0- 0	0- 0				
1- 4	0- 0	0- 1	NON-CONFERENCE	0- 0	0- 1	1- 2				
1- 1	0- 0	0- 0	HOME	0- 0	0- 0	1- 1				
0- 3	0- 0	0- 1	AWAY	0- 0	0- 1	0- 1				
0- 0	0- 0	0- 0	NEUTRAL	0- 0	0- 0	0- 0				
0- 0	0- 0	0- 0	CONFERENCE	0- 0	0- 0	0- 0				
0- 0	0- 0	0- 0	HOME	0- 0	0- 0	0- 0				
0- 0	0- 0	0- 0	AWAY	0- 0	0- 0	0- 0				
0- 0	0- 0	0- 0	NEUTRAL	0- 0	0- 0	0- 0				

RPI 1-25				RPI 26-50				RPI 51-100				RPI 101+ Team's RPI: 266			
RPI	S	Opponent	Score	RPI	S	Opponent	Score	RPI	S	Opponent	Score	RPI	S	Opponent	Score
				31	A	Tennessee	49 97					150	A	UNCW	48 63
												151	A	Vanderbil t	43 78
												194	H	Wofford	61 50
												305	H	South Carolina St.	48 57
LAST 12 Division I GAMES:															
								151	A	Vanderbil t	43 78				
								305	H	South Carolina St.	48 57				
								194	H	Wofford	61 50				
								150	A	UNCW	48 63				
								31	A	Tennessee	49 97				

Non-Div I Games:

Presbyterian

Average RPI Win:	283	WON-LOST	WINNING	LAST 10	STRENGTH OF	OPP. STRENGTH	TEAM	ADJ.	CONF.	ADJ CONF.
Average RPI Loss:	119	RECORD	PCT. RANK	GAMES	SCHEDULE	OF SCHEDULE	RPI	RPI	RPI	RPI
DIV. I ONLY	1- 7	313	0- 1	111	117	235	235	23	23	
DIV. I NON-CONF.	1- 7	313	0- 1	111	117	235	235	23	23	

TOTALS	RPI 1-25	RPI 26-50	W-L RECORDS	RPI 51-100	RPI 101-150	RPI 150+				
1- 7	0- 1	0- 0	OVERALL	0- 3	0- 0	1- 3				
0- 1	0- 0	0- 0	HOME	0- 0	0- 0	0- 1				
1- 3	0- 0	0- 0	AWAY	0- 2	0- 0	1- 1				
0- 3	0- 1	0- 0	NEUTRAL	0- 1	0- 0	0- 1				
1- 7	0- 1	0- 0	NON-CONFERENCE	0- 3	0- 0	1- 3				
0- 1	0- 0	0- 0	HOME	0- 0	0- 0	0- 1				
1- 3	0- 0	0- 0	AWAY	0- 2	0- 0	1- 1				
0- 3	0- 1	0- 0	NEUTRAL	0- 1	0- 0	0- 1				
0- 0	0- 0	0- 0	CONFERENCE	0- 0	0- 0	0- 0				
0- 0	0- 0	0- 0	HOME	0- 0	0- 0	0- 0				
0- 0	0- 0	0- 0	AWAY	0- 0	0- 0	0- 0				
0- 0	0- 0	0- 0	NEUTRAL	0- 0	0- 0	0- 0				

RPI 1-25				RPI 26-50				RPI 51-100				RPI 101+ Team's RPI : 235			
RPI	S	Opponent	Score	RPI	S	Opponent	Score	RPI	S	Opponent	Score	RPI	S	Opponent	Score
8	N	Syracuse	61 92					72	A	Penn St.	71 79	162	H	Seton Hall	66 70
								89	N	DePaul	67 82	202	N	Kansas St.	61 80
								98	A	Villanova	46 67	204	A	George Washington	49 64
												283	A	Rider	89 65
LAST 12 Division I GAMES:															
202	N	Kansas St.	61 80	98	A	Villanova	46 67								
8	N	Syracuse	61 92	283	A	Rider	89 65								
89	N	DePaul	67 82												
72	A	Penn St.	71 79												
162	H	Seton Hall	66 70												
204	A	George Washington	49 64												

Non-Div I Games:

Princeton

Average RPI	Win:	160	WON-LOST	WINNING	LAST 10	STRENGTH OF	OPP. STRENGTH	TEAM	ADJ.	CONF.	ADJ CONF.
Average RPI	Loss:	69	RECORD	PCT. RANK	GAMES	SCHEDULE	OF SCHEDULE	RPI	RPI	RPI	RPI
DIV. I ONLY		3- 3		160	0- 1	57	108	87	87	7	7
DIV. I NON-CONF.		3- 3		160	0- 1	57	108	87	87	7	7

TOTALS	RPI 1-25		RPI 26-50		W-L RECORDS	RPI 51-100		RPI 101-150		RPI 150+	
3- 3	0- 1		0- 0		OVERALL	1- 1		0- 1		2- 0	
2- 1	0- 1		0- 0		HOME	0- 0		0- 0		2- 0	
1- 2	0- 0		0- 0		AWAY	1- 1		0- 1		0- 0	
0- 0	0- 0		0- 0		NEUTRAL	0- 0		0- 0		0- 0	
3- 3	0- 1		0- 0		NON-CONFERENCE	1- 1		0- 1		2- 0	
2- 1	0- 1		0- 0		HOME	0- 0		0- 0		2- 0	
1- 2	0- 0		0- 0		AWAY	1- 1		0- 1		0- 0	
0- 0	0- 0		0- 0		NEUTRAL	0- 0		0- 0		0- 0	
0- 0	0- 0		0- 0		CONFERENCE	0- 0		0- 0		0- 0	
0- 0	0- 0		0- 0		HOME	0- 0		0- 0		0- 0	
0- 0	0- 0		0- 0		AWAY	0- 0		0- 0		0- 0	
0- 0	0- 0		0- 0		NEUTRAL	0- 0		0- 0		0- 0	

RPI	S	Opponent	Score	RPI	S	Opponent	Score	RPI	S	Opponent	Score	RPI	S	Opponent	Score
21	H	Qui nni pi ac	44 48					58	A	Boston College	61 57	114	A	Rhode Island	65 72
								72	A	Penn St.	72 74	193	H	Yale	59 42
												230	H	Sacred Heart	62 52

LAST 12 Division I GAMES:															
				72	A	Penn St.	72 74	114	A	Rhode Isl and	65 72				
								193	H	Yale	59 42				
								58	A	Boston College	61 57				
								230	H	Sacred Heart	62 52				
								21	H	Qui nni pi ac	44 48				

Non-Div I Games:

Provi dence

Average RPI Win: 192		WON-LOST	WINNING	LAST 10	STRENGTH OF		OPP. STRENGTH	TEAM	ADJ.	CONF.	ADJ CONF.
Average RPI Loss: 30		RECORD	PCT. RANK	GAMES	SCHEDULE		OF SCHEDULE	RPI	RPI	RPI	RPI
DIV. I ONLY		6- 2	68	1- 0	145		75	83	83	4	4
DIV. I NON-CONF.		6- 2	68	1- 0	145		75	83	83	4	4
<hr/>											
TOTALS		RPI 1-25	RPI 26-50	W-L RECORDS		RPI 51-100	RPI 101-150	RPI 150+			
6- 2		0- 1	1- 0	OVERALL		0- 1	1- 0	4- 0			
4- 0		0- 0	1- 0	HOME		0- 0	1- 0	2- 0			
1- 0		0- 0	0- 0	AWAY		0- 0	0- 0	1- 0			
1- 2		0- 1	0- 0	NEUTRAL		0- 1	0- 0	1- 0			
6- 2		0- 1	1- 0	NON-CONFERENCE		0- 1	1- 0	4- 0			
4- 0		0- 0	1- 0	HOME		0- 0	1- 0	2- 0			
1- 0		0- 0	0- 0	AWAY		0- 0	0- 0	1- 0			
1- 2		0- 1	0- 0	NEUTRAL		0- 1	0- 0	1- 0			
0- 0		0- 0	0- 0	CONFERENCE		0- 0	0- 0	0- 0			
0- 0		0- 0	0- 0	HOME		0- 0	0- 0	0- 0			
0- 0		0- 0	0- 0	AWAY		0- 0	0- 0	0- 0			
0- 0		0- 0	0- 0	NEUTRAL		0- 0	0- 0	0- 0			

RPI	S	Opponent	Score	RPI	S	Opponent	Score	RPI	S	Opponent	Score	RPI	S	Opponent	Score
3	N	UConn	40 86	28	H	Miami (FL)	74 63	56	N	St. John's (NY)	62 68	128	H	Harvard	66 65
												164	N	Ole Miss	70 59
												214	H	Western Ill.	81 60
												288	A	Ball St.	80 38
												328	H	Purdue Fort Wayne	78 44
LAST 12 Division I GAMES:															
28	H	Miami (FL)	74 63	214	H	Western Ill.	81 60	128	H	Harvard	66 65	288	A	Ball St.	80 38
3	N	UConn	40 86												
164	N	Ole Miss	70 59												
56	N	St. John's (NY)	62 68												
328	H	Purdue Fort Wayne	78 44												

Non-Div I Games:

Purdue

Average RPI Win:	348	WON-LOST	WINNING	LAST 10	STRENGTH OF	OPP. STRENGTH	TEAM	ADJ.	CONF.	ADJ CONF.
Average RPI Loss:	196	RECORD	PCT. RANK	GAMES	SCHEDULE	OF SCHEDULE	RPI	RPI	RPI	RPI

DIV. I ONLY	1- 6	303	0- 1	300	310	328	328	12	12
DIV. I NON-CONF.	1- 6	303	0- 1	300	310	328	328	12	12

TOTALS	RPI 1-25	RPI 26-50	W-L RECORDS	RPI 51-100	RPI 101-150	RPI 150+			
1- 6	0- 0	0- 0	OVERALL	0- 1	0- 1	1- 4			
0- 1	0- 0	0- 0	HOME	0- 0	0- 0	0- 1			
1- 5	0- 0	0- 0	AWAY	0- 1	0- 1	1- 3			
0- 0	0- 0	0- 0	NEUTRAL	0- 0	0- 0	0- 0			
1- 6	0- 0	0- 0	NON-CONFERENCE	0- 1	0- 1	1- 4			
0- 1	0- 0	0- 0	HOME	0- 0	0- 0	0- 1			
1- 5	0- 0	0- 0	AWAY	0- 1	0- 1	1- 3			
0- 0	0- 0	0- 0	NEUTRAL	0- 0	0- 0	0- 0			
0- 0	0- 0	0- 0	CONFERENCE	0- 0	0- 0	0- 0			
0- 0	0- 0	0- 0	HOME	0- 0	0- 0	0- 0			
0- 0	0- 0	0- 0	AWAY	0- 0	0- 0	0- 0			
0- 0	0- 0	0- 0	NEUTRAL	0- 0	0- 0	0- 0			

RPI 1-25				RPI 26-50				RPI 51-100				RPI 101+ Team's RPI: 328					
RPI	S	Opponent	Score	RPI	S	Opponent	Score	RPI	S	Opponent	Score	RPI	S	Opponent	Score		
								83	A	Purdue	44	78	127	A	Eastern Ill.	63	72
													189	A	Milwaukee	48	70
													210	H	SIUE	49	57
													243	A	Loyola Chicago	67	81
													322	A	Western Mich.	61	69
													348	A	Evansville	72	66
LAST 12 Division I GAMES:																	

Non-Div I Games: Taylor (IN) 84 74 Ind.-Kokomo 87 50

Average RPI		Win: 155	WON-LOST	WINNING	LAST 10	STRENGTH OF		OPP. STRENGTH	TEAM	ADJ.	CONF.	ADJ CONF.
Loss: 49			RECORD	PCT. RANK	GAMES	SCHEDULE		OF SCHEDULE	RPI	RPI	RPI	RPI
DIV. I ONLY			4- 3	137	1- 0	19		142	21	21	27	27
DIV. I NON-CONF.			4- 3	137	1- 0	19		142	21	21	27	27

TOTALS		RPI 1-25		RPI 26-50		W-L RECORDS		RPI 51-100	RPI 101-150		RPI 150+	
4- 3		0- 2		0- 0		OVERALL		1- 0	2- 1		1- 0	
0- 0		0- 0		0- 0		HOME		0- 0	0- 0		0- 0	
3- 1		0- 1		0- 0		AWAY		1- 0	2- 0		0- 0	
1- 2		0- 1		0- 0		NEUTRAL		0- 0	0- 1		1- 0	
4- 3		0- 2		0- 0		NON-CONFERENCE		1- 0	2- 1		1- 0	
0- 0		0- 0		0- 0		HOME		0- 0	0- 0		0- 0	
3- 1		0- 1		0- 0		AWAY		1- 0	2- 0		0- 0	
1- 2		0- 1		0- 0		NEUTRAL		0- 0	0- 1		1- 0	
0- 0		0- 0		0- 0		CONFERENCE		0- 0	0- 0		0- 0	
0- 0		0- 0		0- 0		HOME		0- 0	0- 0		0- 0	
0- 0		0- 0		0- 0		AWAY		0- 0	0- 0		0- 0	
0- 0		0- 0		0- 0		NEUTRAL		0- 0	0- 0		0- 0	

RPI	S	Opponent	Score	RPI	S	Opponent	Score	RPI	S	Opponent	Score
17	N	Texas	55 56					87	A	Provi dence	48 44
22	A	Bucknel l	58 75								

LAST 12 Di vi si on I GAMES:											
288	N	Ball St.	69 66	128	A	Harvard	72 67				
108	N	Missouri	51 65	17	N	Texas	55 56				
				87	A	Provi dence	48 44				
				22	A	Bucknel l	58 75				
				117	A	Drexel	56 52				

Non-Di v I Games:

Qui nni pi ac

Average RPI	Win:	262	WON-LOST	WINNING	LAST 10	STRENGTH OF	OPP. STRENGTH	TEAM	ADJ.	CONF.	ADJ CONF.
Average RPI	Loss:	68	RECORD	PCT. RANK	GAMES	SCHEDULE	OF SCHEDULE	RPI	RPI	RPI	RPI
DIV. I ONLY		3- 2		123	0- 1	248	68	178	178	29	29
DIV. I NON-CONF.		3- 2		123	0- 1	248	68	178	178	29	29

TOTALS	RPI 1-25		RPI 26-50		W-L RECORDS	RPI 51-100		RPI 101-150		RPI 150+	
3- 2	0- 1		0- 0		OVERALL	0- 0		0- 1		3- 0	
2- 0	0- 0		0- 0		HOME	0- 0		0- 0		2- 0	
0- 1	0- 1		0- 0		AWAY	0- 0		0- 0		0- 0	
1- 1	0- 0		0- 0		NEUTRAL	0- 0		0- 1		1- 0	
3- 2	0- 1		0- 0		NON-CONFERENCE	0- 0		0- 1		3- 0	
2- 0	0- 0		0- 0		HOME	0- 0		0- 0		2- 0	
0- 1	0- 1		0- 0		AWAY	0- 0		0- 0		0- 0	
1- 1	0- 0		0- 0		NEUTRAL	0- 0		0- 1		1- 0	
0- 0	0- 0		0- 0		CONFERENCE	0- 0		0- 0		0- 0	
0- 0	0- 0		0- 0		HOME	0- 0		0- 0		0- 0	
0- 0	0- 0		0- 0		AWAY	0- 0		0- 0		0- 0	
0- 0	0- 0		0- 0		NEUTRAL	0- 0		0- 0		0- 0	

RPI 1-25				RPI 26-50				RPI 51-100				RPI 101+ Team's RPI: 178			
RPI	S	Opponent	Score	RPI	S	Opponent	Score	RPI	S	Opponent	Score	RPI	S	Opponent	Score
5	A	NC State	58 75									130	N	Nebraska	39 77
												223	N	Temple	56 50
												258	H	ETSU	79 64
												305	H	South Carolina St.	61 31
LAST 12 Division I GAMES:															
223	N	Temple	56 50	5	A	NC State	58 75	258	H	ETSU	79 64	130	N	Nebraska	39 77
305	H	South Carolina St.	61 31												

Non-Div I Games:

Radford

Average RPI	Win:	209	WON-LOST	WINNING	LAST 10	STRENGTH OF	OPP. STRENGTH	TEAM	ADJ.	CONF.	ADJ CONF.
Average RPI	Loss:	91	RECORD	PCT. RANK	GAMES	SCHEDULE	OF SCHEDULE	RPI	RPI	RPI	RPI
DIV. I ONLY		4- 2		97	1- 0	161	116	114	114	14	14
DIV. I NON-CONF.		4- 2		97	1- 0	161	116	114	114	14	14

TOTALS	RPI 1-25		RPI 26-50		W-L RECORDS	RPI 51-100		RPI 101-150		RPI 150+	
4- 2	0- 0		0- 0		OVERALL	1- 1		0- 1		3- 0	
2- 1	0- 0		0- 0		HOME	1- 1		0- 0		1- 0	
2- 1	0- 0		0- 0		AWAY	0- 0		0- 1		2- 0	
0- 0	0- 0		0- 0		NEUTRAL	0- 0		0- 0		0- 0	
4- 2	0- 0		0- 0		NON-CONFERENCE	1- 1		0- 1		3- 0	
2- 1	0- 0		0- 0		HOME	1- 1		0- 0		1- 0	
2- 1	0- 0		0- 0		AWAY	0- 0		0- 1		2- 0	
0- 0	0- 0		0- 0		NEUTRAL	0- 0		0- 0		0- 0	
0- 0	0- 0		0- 0		CONFERENCE	0- 0		0- 0		0- 0	
0- 0	0- 0		0- 0		HOME	0- 0		0- 0		0- 0	
0- 0	0- 0		0- 0		AWAY	0- 0		0- 0		0- 0	
0- 0	0- 0		0- 0		NEUTRAL	0- 0		0- 0		0- 0	

RPI 1-25				RPI 26-50				RPI 51-100				RPI 101+ Team's RPI: 114			
RPI	S	Opponent	Score	RPI	S	Opponent	Score	RPI	S	Opponent	Score	RPI	S	Opponent	Score
								58	H	Boston College	64 88	123	A	Holy Cross	65 73
								87	H	Provi dence	72 65	155	H	North Dakota	77 63
												294	A	Robert Morris	46 41
												298	A	Vermont	61 58

LAST 12 Division I GAMES:															
				87	H	Provi dence	72 65	123	A	Holy Cross	65 73				
				155	H	North Dakota	77 63	298	A	Vermont	61 58				
								294	A	Robert Morris	46 41				
								58	H	Boston College	64 88				

Non-Div I Games:

Rhode Island

Average RPI	Win: 262	WON-LOST RECORD	WINNING PCT. RANK	LAST 10 GAMES	STRENGTH OF SCHEDULE	OPP. STRENGTH OF SCHEDULE	TEAM RPI	ADJ. RPI	CONF. RPI	ADJ CONF. RPI
Average RPI	Loss: 89									
DIV. I ONLY	5- 2	80	1- 0	330	96	199	199	17	17	
DIV. I NON-CONF.	5- 2	80	1- 0	330	96	199	199	17	17	

TOTALS	RPI 1-25	RPI 26-50	W-L RECORDS	RPI 51-100	RPI 101-150	RPI 150+				
5- 2	0- 0	0- 0	OVERALL	0- 1	0- 1	5- 0				
4- 0	0- 0	0- 0	HOME	0- 0	0- 0	4- 0				
1- 2	0- 0	0- 0	AWAY	0- 1	0- 1	1- 0				
0- 0	0- 0	0- 0	NEUTRAL	0- 0	0- 0	0- 0				
5- 2	0- 0	0- 0	NON-CONFERENCE	0- 1	0- 1	5- 0				
4- 0	0- 0	0- 0	HOME	0- 0	0- 0	4- 0				
1- 2	0- 0	0- 0	AWAY	0- 1	0- 1	1- 0				
0- 0	0- 0	0- 0	NEUTRAL	0- 0	0- 0	0- 0				
0- 0	0- 0	0- 0	CONFERENCE	0- 0	0- 0	0- 0				
0- 0	0- 0	0- 0	HOME	0- 0	0- 0	0- 0				
0- 0	0- 0	0- 0	AWAY	0- 0	0- 0	0- 0				
0- 0	0- 0	0- 0	NEUTRAL	0- 0	0- 0	0- 0				

RPI 1-25				RPI 26-50				RPI 51-100				RPI 101+				Team's RPI: 199
RPI	S	Opponent	Score	RPI	S	Opponent	Score	RPI	S	Opponent	Score	RPI	S	Opponent	Score	
								62	A	UCLA	50 59	116	A	Texas A&M	54 65	
												174	H	Georgia St.	66 49	
												200	A	Little Rock	79 65	
												270	H	Texas Southern	76 71	
												326	H	New Orleans	67 56	
												340	H	McNeese	93 65	
LAST 12 Division I GAMES:																
				174	H	Georgia St.	66 49					326	H	New Orleans	67 56	
				270	H	Texas Southern	76 71					340	H	McNeese	93 65	
				200	A	Little Rock	79 65									
				62	A	UCLA	50 59									
				116	A	Texas A&M	54 65									

Non-Div I Games:

Rice

Average RPI Win: 343		WON-LOST	WINNING	LAST 10	STRENGTH OF		OPP. STRENGTH	TEAM	ADJ.	CONF.	ADJ CONF.
Average RPI Loss: 148		RECORD	PCT. RANK	GAMES	SCHEDULE		OF SCHEDULE	RPI	RPI	RPI	RPI
DIV. I ONLY		1- 6	303	0- 1	220		175	309	309	14	14
DIV. I NON-CONF.		1- 6	303	0- 1	220		175	309	309	14	14

TOTALS		RPI 1-25		RPI 26-50	W-L RECORDS		RPI 51-100	RPI 101-150		RPI 150+	
1- 6		0- 0		0- 1	OVERALL		0- 1	0- 0		1- 4	
1- 2		0- 0		0- 0	HOME		0- 0	0- 0		1- 2	
0- 3		0- 0		0- 1	AWAY		0- 0	0- 0		0- 2	
0- 1		0- 0		0- 0	NEUTRAL		0- 1	0- 0		0- 0	
1- 6		0- 0		0- 1	NON-CONFERENCE		0- 1	0- 0		1- 4	
1- 2		0- 0		0- 0	HOME		0- 0	0- 0		1- 2	
0- 3		0- 0		0- 1	AWAY		0- 0	0- 0		0- 2	
0- 1		0- 0		0- 0	NEUTRAL		0- 1	0- 0		0- 0	
0- 0		0- 0		0- 0	CONFERENCE		0- 0	0- 0		0- 0	
0- 0		0- 0		0- 0	HOME		0- 0	0- 0		0- 0	
0- 0		0- 0		0- 0	AWAY		0- 0	0- 0		0- 0	
0- 0		0- 0		0- 0	NEUTRAL		0- 0	0- 0		0- 0	

RPI 1-25				RPI 26-50				RPI 51-100				RPI 101+ Team's RPI: 309			
RPI	S	Opponent	Score	RPI	S	Opponent	Score	RPI	S	Opponent	Score	RPI	S	Opponent	Score
				43	A	UCF	48 70	67	N	Virginia Tech	57 85	158	H	Georgetown	53 73
												171	A	Wake Forest	48 62
												207	A	Fla. Atlantic	55 69
												244	H	Fairfield	40 58
												343	H	UMES	57 55

LAST 12 Division I GAMES:															
				67	N	Virginia Tech	57 85	43	A	UCF	48 70	207	A	Fla. Atlantic	55 69
								343	H	UMES	57 55	171	A	Wake Forest	48 62
								244	H	Fairfield	40 58	158	H	Georgetown	53 73

Non-Div I Games:

Ri chmond

Average RPI	Win: 294	WON-LOST RECORD	WINNING PCT. RANK	LAST 10 GAMES	STRENGTH OF SCHEDULE	OPP. STRENGTH OF SCHEDULE	TEAM RPI	ADJ. RPI	CONF. RPI	ADJ CONF. RPI
Average RPI	Loss: 179									
DIV. I ONLY	3- 4	193	0- 1	282	243	283	283	27	27	
DIV. I NON-CONF.	3- 4	193	0- 1	282	243	283	283	27	27	

TOTALS	RPI 1-25	RPI 26-50	W-L RECORDS	RPI 51-100	RPI 101-150	RPI 150+				
3- 4	0- 0	0- 0	OVERALL	0- 1	0- 1	3- 2				
2- 1	0- 0	0- 0	HOME	0- 0	0- 0	2- 1				
1- 2	0- 0	0- 0	AWAY	0- 0	0- 1	1- 1				
0- 1	0- 0	0- 0	NEUTRAL	0- 1	0- 0	0- 0				
3- 4	0- 0	0- 0	NON-CONFERENCE	0- 1	0- 1	3- 2				
2- 1	0- 0	0- 0	HOME	0- 0	0- 0	2- 1				
1- 2	0- 0	0- 0	AWAY	0- 0	0- 1	1- 1				
0- 1	0- 0	0- 0	NEUTRAL	0- 1	0- 0	0- 0				
0- 0	0- 0	0- 0	CONFERENCE	0- 0	0- 0	0- 0				
0- 0	0- 0	0- 0	HOME	0- 0	0- 0	0- 0				
0- 0	0- 0	0- 0	AWAY	0- 0	0- 0	0- 0				
0- 0	0- 0	0- 0	NEUTRAL	0- 0	0- 0	0- 0				

RPI 1-25				RPI 26-50				RPI 51-100				RPI 101+ Team's RPI : 283			
RPI	S	Opponent	Score	RPI	S	Opponent	Score	RPI	S	Opponent	Score	RPI	S	Opponent	Score
								58	N	Boston College	61 112	123	A	Holy Cross	61 71
												226	H	Mt. St. Mary's	85 67
												235	H	Princeton	65 89
												298	A	Vermont	49 54
												319	A	Saint Joseph's	56 54
												337	H	NJIT	67 46
LAST 12 Division I GAMES:															
				58	N	Boston College	61 112	235	H	Princeton	65 89				
				337	H	NJIT	67 46								
				319	A	Saint Joseph's	56 54								
				226	H	Mt. St. Mary's	85 67								
				123	A	Holy Cross	61 71								
				298	A	Vermont	49 54								

Non-Div I Games:

Ri der

Average RPI Win:	315	WON-LOST	WINNING	LAST 10	STRENGTH OF	OPP. STRENGTH	TEAM	ADJ.	CONF.	ADJ CONF.
Average RPI Loss:	135	RECORD	PCT. RANK	GAMES	SCHEDULE	OF SCHEDULE	RPI	RPI	RPI	RPI
DIV. I ONLY	1- 5	287	0- 1	217	86	294	294	31	31	
DIV. I NON-CONF.	1- 5	287	0- 1	217	86	294	294	31	31	

TOTALS	RPI 1-25	RPI 26-50	W-L RECORDS	RPI 51-100	RPI 101-150	RPI 150+				
1- 5	0- 0	0- 0	OVERALL	0- 1	0- 2	1- 2				
1- 1	0- 0	0- 0	HOME	0- 0	0- 1	1- 0				
0- 3	0- 0	0- 0	AWAY	0- 1	0- 1	0- 1				
0- 1	0- 0	0- 0	NEUTRAL	0- 0	0- 0	0- 1				
1- 5	0- 0	0- 0	NON-CONFERENCE	0- 1	0- 2	1- 2				
1- 1	0- 0	0- 0	HOME	0- 0	0- 1	1- 0				
0- 3	0- 0	0- 0	AWAY	0- 1	0- 1	0- 1				
0- 1	0- 0	0- 0	NEUTRAL	0- 0	0- 0	0- 1				
0- 0	0- 0	0- 0	CONFERENCE	0- 0	0- 0	0- 0				
0- 0	0- 0	0- 0	HOME	0- 0	0- 0	0- 0				
0- 0	0- 0	0- 0	AWAY	0- 0	0- 0	0- 0				
0- 0	0- 0	0- 0	NEUTRAL	0- 0	0- 0	0- 0				

RPI 1-25				RPI 26-50				RPI 51-100				RPI 101+ Team's RPI: 294						
RPI	S	Opponent	Score	RPI	S	Opponent	Score	RPI	S	Opponent	Score	RPI	S	Opponent	Score			
								79	A	Loyola Marymount	53	61	114	H	Rhode Island	41	46	
													138	A	Youngstown St.	59	69	
													163	N	SMU	55	60	
													183	A	Bowling Green	60	61	
													315	H	La Salle	67	39	
LAST 12 Division I GAMES:																		
				138	A	Youngstown St.	59	69	79	A	Loyola Marymount	53	61	163	N	SMU	55	60
									183	A	Bowling Green	60	61	114	H	Rhode Island	41	46
									315	H	La Salle	67	39					

Non-Div I Games:

Robert Morris

Average RPI Win: 248

Average RPI Loss: 39

WON-LOST
RECORDWINNING
PCT. RANKLAST 10
GAMESSTRENGTH OF
SCHEDULEOPP. STRENGTH
OF SCHEDULETEAM
RPIADJ.
RPICONF.
RPIADJ CONF.
RPIDIV. I ONLY
DIV. I NON-CONF.5- 3
5- 3117
1171- 0
1- 1110
110217
217131
131131
1314
44
4

TOTALS

RPI 1-25

RPI 26-50

W-L RECORDS

RPI 51-100

RPI 101-150

RPI 150+

5- 3 0- 1
4- 0 0- 0
0- 1 0- 0
1- 2 0- 10- 1
0- 0
0- 0
0- 1OVERALL
HOME
AWAY
NEUTRAL0- 1
0- 0
0- 1
0- 01- 0
1- 0
0- 0
0- 04- 0
3- 0
0- 0
1- 05- 3 0- 1
4- 0 0- 0
0- 1 0- 0
1- 2 0- 10- 1
0- 0
0- 0
0- 1NON-CONFERENCE
HOME
AWAY
NEUTRAL0- 1
0- 0
0- 1
0- 01- 0
1- 0
0- 0
0- 04- 0
3- 0
0- 0
1- 00- 0 0- 0
0- 0 0- 0
0- 0 0- 0
0- 0 0- 00- 0
0- 0
0- 0
0- 0CONFERENCE
HOME
AWAY
NEUTRAL0- 0
0- 0
0- 0
0- 00- 0
0- 0
0- 0
0- 00- 0
0- 0
0- 0
0- 0

RPI 1-25

RPI 26-50

RPI 51-100

RPI 101+

Team's RPI: 131

RPI S Opponent Score
10 N Drake 59 69RPI S Opponent Score
41 N Gonzaga 40 57RPI S Opponent Score
67 A Virginia Tech 51 67RPI S Opponent Score
109 H Stony Brook 61 47
258 N ETSU 68 44
263 H Central Conn. St. 73 44
273 H Saint Francis (PA) 96 52
338 H Albany (NY) 65 39

LAST 12 Division I GAMES:

258 N ETSU 68 44
41 N Gonzaga 40 57
67 A Virginia Tech 51 67
10 N Drake 59 69
338 H Albany (NY) 65 39263 H Central Conn. St. 73 44
109 H Stony Brook 61 47
273 H Saint Francis (PA) 96 52R
u
t
g
e
r
sR
u
t
g
e
r
s

Non-Div I Games:

Rutgers

Average RPI Win:	195	WON-LOST	WINNING	LAST 10	STRENGTH OF	OPP. STRENGTH	TEAM	ADJ.	CONF.	ADJ CONF.
Average RPI Loss:	85	RECORD	PCT. RANK	GAMES	SCHEDULE	OF SCHEDULE	RPI	RPI	RPI	RPI
DIV. I ONLY	3- 2	123	1- 0	104	200	97	97	22	22	
DIV. I NON-CONF.	3- 2	123	1- 0	104	200	97	97	22	22	

TOTALS	RPI 1-25	RPI 26-50	W-L RECORDS	RPI 51-100	RPI 101-150	RPI 150+				
3- 2	0- 0	0- 1	OVERALL	1- 0	0- 1	2- 0				
2- 0	0- 0	0- 0	HOME	1- 0	0- 0	1- 0				
0- 2	0- 0	0- 1	AWAY	0- 0	0- 1	0- 0				
1- 0	0- 0	0- 0	NEUTRAL	0- 0	0- 0	1- 0				
3- 2	0- 0	0- 1	NON-CONFERENCE	1- 0	0- 1	2- 0				
2- 0	0- 0	0- 0	HOME	1- 0	0- 0	1- 0				
0- 2	0- 0	0- 1	AWAY	0- 0	0- 1	0- 0				
1- 0	0- 0	0- 0	NEUTRAL	0- 0	0- 0	1- 0				
0- 0	0- 0	0- 0	CONFERENCE	0- 0	0- 0	0- 0				
0- 0	0- 0	0- 0	HOME	0- 0	0- 0	0- 0				
0- 0	0- 0	0- 0	AWAY	0- 0	0- 0	0- 0				
0- 0	0- 0	0- 0	NEUTRAL	0- 0	0- 0	0- 0				

S
F
AS
F
A

RPI 1-25				RPI 26-50				RPI 51-100				Team's RPI: 97				RPI 101+			
RPI	S	Opponent	Score	RPI	S	Opponent	Score	RPI	S	Opponent	Score	RPI	S	Opponent	Score	RPI	S	Opponent	Score
				28	A	Mi ami (FL)	60 81					51	H	Tul sa	76 34	141	A	Texas Tech	69 77
																193	N	Yal e	67 57
																341	H	Morgan St.	69 42
LAST 12 Division I GAMES:																			
				341	H	Morgan St.	69 42					193	N	Yal e	67 57				
				28	A	Mi ami (FL)	60 81					141	A	Texas Tech	69 77				
												51	H	Tul sa	76 34				

Non-Div I Games: Wiley 97 38 Our Lady of the Lake 93 77

SFA

S
I
U
E

SIUE				Through Games Of Dec. 1, 2018							
Average RPI Win: 320		WON-LOST RECORD	WINNING PCT. RANK	LAST 10 GAMES	STRENGTH OF SCHEDULE	OPP. STRENGTH OF SCHEDULE	TEAM RPI	ADJ. RPI	CONF. RPI	ADJ CONF. RPI	
Average RPI Loss: 144											
DIV. I ONLY		3- 2	123	0- 1	294	338	210	210	20	20	
DIV. I NON-CONF.		3- 2	123	0- 1	294	338	210	210	20	20	

TOTALS		RPI 1-25		RPI 26-50		W-L RECORDS		RPI 51-100		RPI 101-150	RPI 150+
3- 2		0- 0		0- 0		OVERALL		0- 0		0- 1	3- 1
1- 0		0- 0		0- 0		HOME		0- 0		0- 0	1- 0
2- 2		0- 0		0- 0		AWAY		0- 0		0- 1	2- 1
0- 0		0- 0		0- 0		NEUTRAL		0- 0		0- 0	0- 0
3- 2		0- 0		0- 0		NON-CONFERENCE		0- 0		0- 1	3- 1
1- 0		0- 0		0- 0		HOME		0- 0		0- 0	1- 0
2- 2		0- 0		0- 0		AWAY		0- 0		0- 1	2- 1
0- 0		0- 0		0- 0		NEUTRAL		0- 0		0- 0	0- 0
0- 0		0- 0		0- 0		CONFERENCE		0- 0		0- 0	0- 0
0- 0		0- 0		0- 0		HOME		0- 0		0- 0	0- 0
0- 0		0- 0		0- 0		AWAY		0- 0		0- 0	0- 0
0- 0		0- 0		0- 0		NEUTRAL		0- 0		0- 0	0- 0

RPI 1-25				RPI 26-50		RPI 51-100		RPI 101+		Team's RPI: 210	
RPI	S	Opponent	Score	RPI	S	Opponent	Score	RPI	S	Opponent	Score
								108	A	Missouri	36 59
								179	A	Saint Louis	56 63
								284	H	Illinois St.	68 61
								328	A	Purdue Fort Wayne	57 49
								348	A	Evansville	54 45

LAST 12 Division I GAMES:											
				179 A Saint Louis		56 63		284 H Illinois St.		68 61	
				328 A Purdue Fort Wayne		57 49					
				108 A Missouri		36 59					
				348 A Evansville		54 45					

S
I
U
E

Non-Div I Games:

SIUE

SMU

S
M
U

SMU

Average RPI	Win:	230	WON-LOST	WINNING	LAST 10	STRENGTH OF	OPP. STRENGTH	TEAM	ADJ.	CONF.	ADJ CONF.
Average RPI	Loss:	27	RECORD	PCT. RANK	GAMES	SCHEDULE	OF SCHEDULE	RPI	RPI	RPI	RPI
DIV. I ONLY		2- 1		97	0- 0	116	167	107	107	10	10
DIV. I NON-CONF.		2- 1		97	0- 0	116	167	107	107	10	10

TOTALS	RPI 1-25		RPI 26-50		W-L RECORDS	RPI 51-100		RPI 101-150		RPI 150+	
2- 1	0- 0		0- 1		OVERALL	0- 0		0- 0		2- 0	
1- 0	0- 0		0- 0		HOME	0- 0		0- 0		1- 0	
0- 0	0- 0		0- 0		AWAY	0- 0		0- 0		0- 0	
1- 1	0- 0		0- 1		NEUTRAL	0- 0		0- 0		1- 0	
2- 1	0- 0		0- 1		NON-CONFERENCE	0- 0		0- 0		2- 0	
1- 0	0- 0		0- 0		HOME	0- 0		0- 0		1- 0	
0- 0	0- 0		0- 0		AWAY	0- 0		0- 0		0- 0	
1- 1	0- 0		0- 1		NEUTRAL	0- 0		0- 0		1- 0	
0- 0	0- 0		0- 0		CONFERENCE	0- 0		0- 0		0- 0	
0- 0	0- 0		0- 0		HOME	0- 0		0- 0		0- 0	
0- 0	0- 0		0- 0		AWAY	0- 0		0- 0		0- 0	
0- 0	0- 0		0- 0		NEUTRAL	0- 0		0- 0		0- 0	

RPI 1-25				RPI 26-50				RPI 51-100				RPI 101+ Team's RPI: 107			
RPI	S	Opponent	Score	RPI	S	Opponent	Score	RPI	S	Opponent	Score	RPI	S	Opponent	Score
				27	N	Pepperdine	97 113					168	N	Illinois	109 107
												292	H	Cal Poly	88 85
LAST 12 Division I GAMES:															
				168	N	Illinois	109 107	292	H	Cal Poly	88 85				
				27	N	Pepperdine	97 113								

Non-Div I Games: Antelope Valley 86 80

Sacramento St.

Average RPI	Win:	276	WON-LOST	WINNING	LAST 10	STRENGTH OF	OPP. STRENGTH	TEAM	ADJ.	CONF.	ADJ CONF.
Average RPI	Loss:	144	RECORD	PCT. RANK	GAMES	SCHEDULE	OF SCHEDULE	RPI	RPI	RPI	RPI
DIV. I ONLY		3- 3		160	1- 0	307	100	230	230	31	31
DIV. I NON-CONF.		3- 3		160	1- 0	307	100	230	230	31	31
<hr/>											
TOTALS	RPI 1-25		RPI 26-50		W-L RECORDS	RPI 51-100		RPI 101-150		RPI 150+	
3- 3	0- 0		0- 0		OVERALL	0- 1		0- 0		3- 2	
1- 1	0- 0		0- 0		HOME	0- 0		0- 0		1- 1	
2- 2	0- 0		0- 0		AWAY	0- 1		0- 0		2- 1	
0- 0	0- 0		0- 0		NEUTRAL	0- 0		0- 0		0- 0	
3- 3	0- 0		0- 0		NON-CONFERENCE	0- 1		0- 0		3- 2	
1- 1	0- 0		0- 0		HOME	0- 0		0- 0		1- 1	
2- 2	0- 0		0- 0		AWAY	0- 1		0- 0		2- 1	
0- 0	0- 0		0- 0		NEUTRAL	0- 0		0- 0		0- 0	
0- 0	0- 0		0- 0		CONFERENCE	0- 0		0- 0		0- 0	
0- 0	0- 0		0- 0		HOME	0- 0		0- 0		0- 0	
0- 0	0- 0		0- 0		AWAY	0- 0		0- 0		0- 0	
0- 0	0- 0		0- 0		NEUTRAL	0- 0		0- 0		0- 0	

RPI 1-25				RPI 26-50				RPI 51-100				RPI 101+				Team's RPI: 230
RPI	S	Opponent	Score	RPI	S	Opponent	Score	RPI	S	Opponent	Score	RPI	S	Opponent	Score	
								87	A	Provi dence	52 62	154	H	Monmouth	50 55	
												190	A	Massachusetts	61 78	
												257	H	Si ena	72 50	
												280	A	New Hampshi re	71 60	
												290	A	Hofstra	70 64	
<hr/>																
LAST 12 Division I GAMES:																
				190	A	Massachusetts	61 78	290	A	Hofstra	70 64					
								154	H	Monmouth	50 55					
								87	A	Provi dence	52 62					
								280	A	New Hampshi re	71 60					
								257	H	Si ena	72 50					

Non-Div I Games:

Sacred Heart

Average RPI Win:	350	WON-LOST	WINNING	LAST 10	STRENGTH OF	OPP. STRENGTH	TEAM	ADJ.	CONF.	ADJ CONF.
Average RPI Loss:	118	RECORD	PCT. RANK	GAMES	SCHEDULE	OF SCHEDULE	RPI	RPI	RPI	RPI
DIV. I ONLY	1- 4	277	1- 0	219	213	273	273	31	31	
DIV. I NON-CONF.	1- 4	277	1- 0	219	213	273	273	31	31	

TOTALS	RPI 1-25	RPI 26-50	W-L RECORDS	RPI 51-100	RPI 101-150	RPI 150+				
1- 4	0- 1	0- 1	OVERALL	0- 0	0- 1	1- 1				
0- 1	0- 0	0- 1	HOME	0- 0	0- 0	0- 0				
1- 3	0- 1	0- 0	AWAY	0- 0	0- 1	1- 1				
0- 0	0- 0	0- 0	NEUTRAL	0- 0	0- 0	0- 0				
1- 4	0- 1	0- 1	NON-CONFERENCE	0- 0	0- 1	1- 1				
0- 1	0- 0	0- 1	HOME	0- 0	0- 0	0- 0				
1- 3	0- 1	0- 0	AWAY	0- 0	0- 1	1- 1				
0- 0	0- 0	0- 0	NEUTRAL	0- 0	0- 0	0- 0				
0- 0	0- 0	0- 0	CONFERENCE	0- 0	0- 0	0- 0				
0- 0	0- 0	0- 0	HOME	0- 0	0- 0	0- 0				
0- 0	0- 0	0- 0	AWAY	0- 0	0- 0	0- 0				
0- 0	0- 0	0- 0	NEUTRAL	0- 0	0- 0	0- 0				

RPI 1-25				RPI 26-50				RPI 51-100				RPI 101+				Team's RPI: 273
RPI	S	Opponent	Score	RPI	S	Opponent	Score	RPI	S	Opponent	Score	RPI	S	Opponent	Score	
12	A	Baylor	58 116	50	H	Duquesne	73 93					131	A	Rutgers	52 96	
												279	A	Liberty	53 82	
												350	A	Longwood	91 88	
LAST 12 Division I GAMES:																
350	A	Longwood	91 88	50	H	Duquesne	73 93									
279	A	Liberty	53 82													
12	A	Baylor	58 116													
131	A	Rutgers	52 96													

Non-Div I Games: Seton Hill 86 74

Saint Francis (PA)

Average RPI Win:	316	WON-LOST	WINNING	LAST 10	STRENGTH OF	OPP. STRENGTH	TEAM	ADJ.	CONF.	ADJ CONF.
Average RPI Loss:	182	RECORD	PCT. RANK	GAMES	SCHEDULE	OF SCHEDULE	RPI	RPI	RPI	RPI
DIV. I ONLY	3- 4	193	1- 0	315	275	319	319	14	14	
DIV. I NON-CONF.	3- 4	193	1- 0	315	275	319	319	14	14	

TOTALS	RPI 1-25	RPI 26-50	W-L RECORDS	RPI 51-100	RPI 101-150	RPI 150+				
3- 4	0- 0	0- 0	OVERALL	0- 0	0- 2	3- 2				
3- 2	0- 0	0- 0	HOME	0- 0	0- 0	3- 2				
0- 2	0- 0	0- 0	AWAY	0- 0	0- 2	0- 0				
0- 0	0- 0	0- 0	NEUTRAL	0- 0	0- 0	0- 0				
3- 4	0- 0	0- 0	NON-CONFERENCE	0- 0	0- 2	3- 2				
3- 2	0- 0	0- 0	HOME	0- 0	0- 0	3- 2				
0- 2	0- 0	0- 0	AWAY	0- 0	0- 2	0- 0				
0- 0	0- 0	0- 0	NEUTRAL	0- 0	0- 0	0- 0				
0- 0	0- 0	0- 0	CONFERENCE	0- 0	0- 0	0- 0				
0- 0	0- 0	0- 0	HOME	0- 0	0- 0	0- 0				
0- 0	0- 0	0- 0	AWAY	0- 0	0- 0	0- 0				
0- 0	0- 0	0- 0	NEUTRAL	0- 0	0- 0	0- 0				

RPI 1-25				RPI 26-50				RPI 51-100				RPI 101+ Team's RPI: 319			
RPI	S	Opponent	Score	RPI	S	Opponent	Score	RPI	S	Opponent	Score	RPI	S	Opponent	Score
												104	A	Penn	45 65
												117	A	Drexel	34 51
												223	H	Temple	52 58
												283	H	Rider	54 56
												304	H	Columbia	68 61
												311	H	Niagara	68 54
												334	H	Loyola Maryland	49 46

LAST 12 Division I GAMES:															
				223	H	Temple	52 58	334	H	Loyola Maryland	49 46				
								304	H	Columbia	68 61				
								283	H	Rider	54 56				
								311	H	Niagara	68 54				
								104	A	Penn	45 65				
								117	A	Drexel	34 51				

Non-Div I Games:

Saint Joseph's

Average RPI	Win:	199	WON-LOST	WINNING	LAST 10	STRENGTH OF	OPP. STRENGTH	TEAM	ADJ.	CONF.	ADJ CONF.
Average RPI	Loss:	89	RECORD	PCT. RANK	GAMES	SCHEDULE	OF SCHEDULE	RPI	RPI	RPI	RPI
DIV. I ONLY		4- 4		160	1- 0	208	48	179	179	14	14
DIV. I NON-CONF.		4- 4		160	1- 0	208	48	179	179	14	14
<hr/>											
TOTALS	RPI 1-25		RPI 26-50		W-L RECORDS	RPI 51-100		RPI 101-150		RPI 150+	
4- 4	0- 0		0- 1		OVERALL	0- 2		1- 0		3- 1	
2- 2	0- 0		0- 1		HOME	0- 0		0- 0		2- 1	
2- 1	0- 0		0- 0		AWAY	0- 1		1- 0		1- 0	
0- 1	0- 0		0- 0		NEUTRAL	0- 1		0- 0		0- 0	
4- 4	0- 0		0- 1		NON-CONFERENCE	0- 2		1- 0		3- 1	
2- 2	0- 0		0- 1		HOME	0- 0		0- 0		2- 1	
2- 1	0- 0		0- 0		AWAY	0- 1		1- 0		1- 0	
0- 1	0- 0		0- 0		NEUTRAL	0- 1		0- 0		0- 0	
0- 0	0- 0		0- 0		CONFERENCE	0- 0		0- 0		0- 0	
0- 0	0- 0		0- 0		HOME	0- 0		0- 0		0- 0	
0- 0	0- 0		0- 0		AWAY	0- 0		0- 0		0- 0	
0- 0	0- 0		0- 0		NEUTRAL	0- 0		0- 0		0- 0	

RPI 1-25				RPI 26-50				RPI 51-100				RPI 101+				Team's RPI: 179
RPI	S	Opponent	Score	RPI	S	Opponent	Score	RPI	S	Opponent	Score	RPI	S	Opponent	Score	
				47	H	Indiana St.	56 60	51	A	Tul sa	75 86	105	A	Vi rgi ni a	67 65	
								61	N	Chattanooga	61 71	198	H	Ci nci nnati	50 51	
												210	H	SIUE	63 56	
												219	H	Southern Ill.	62 58	
												261	A	Eastern Ky.	70 43	
<hr/>																
LAST 12 Division I GAMES:																
				210	H	SIUE	63 56	198	H	Ci nci nnati	50 51					
				219	H	Southern Ill.	62 58	47	H	Indiana St.	56 60					
				105	A	Vi rgi ni a	67 65	261	A	Eastern Ky.	70 43					
				61	N	Chattanooga	61 71									
				51	A	Tul sa	75 86									

Non-Div I Games:

Saint Louis

Average RPI	Win:	219	WON-LOST	WINNING	LAST 10	STRENGTH OF	OPP. STRENGTH	TEAM	ADJ.	CONF.	ADJ CONF.
Average RPI	Loss:	41	RECORD	PCT. RANK	GAMES	SCHEDULE	OF SCHEDULE	RPI	RPI	RPI	RPI
DIV. I ONLY		5- 2		80	1- 0	119	124	68	68	6	6
DIV. I NON-CONF.		5- 2		80	1- 0	119	124	68	68	6	6

TOTALS	RPI 1-25		RPI 26-50		W-L RECORDS	RPI 51-100		RPI 101-150		RPI 150+	
5- 2	0- 1		0- 0		OVERALL	1- 1		0- 0		4- 0	
2- 1	0- 1		0- 0		HOME	1- 0		0- 0		1- 0	
3- 1	0- 0		0- 0		AWAY	0- 1		0- 0		3- 0	
0- 0	0- 0		0- 0		NEUTRAL	0- 0		0- 0		0- 0	
5- 2	0- 1		0- 0		NON-CONFERENCE	1- 1		0- 0		4- 0	
2- 1	0- 1		0- 0		HOME	1- 0		0- 0		1- 0	
3- 1	0- 0		0- 0		AWAY	0- 1		0- 0		3- 0	
0- 0	0- 0		0- 0		NEUTRAL	0- 0		0- 0		0- 0	
0- 0	0- 0		0- 0		CONFERENCE	0- 0		0- 0		0- 0	
0- 0	0- 0		0- 0		HOME	0- 0		0- 0		0- 0	
0- 0	0- 0		0- 0		AWAY	0- 0		0- 0		0- 0	
0- 0	0- 0		0- 0		NEUTRAL	0- 0		0- 0		0- 0	

RPI 1-25				RPI 26-50				RPI 51-100 Team's RPI: 68				RPI 101+			
RPI	S	Opponent	Score	RPI	S	Opponent	Score	RPI	S	Opponent	Score	RPI	S	Opponent	Score
4	H	Oregon	55 79					63	H	Wyoming	90 84	189	H	Milwaukee	73 71
								77	A	Oregon St.	56 89	233	A	Washington St.	70 64
												292	A	Cal Poly	69 51
												317	A	UC Santa Barbara	80 55

LAST 12 Division I GAMES:															
189	H	Milwaukee	73 71	292	A	Cal Poly	69 51	317	A	UC Santa Barbara	80 55	4	H	Oregon	55 79
77	A	Oregon St.	56 89												
233	A	Washington St.	70 64												
63	H	Wyoming	90 84												

Non-Div I Games:

Saint Mary's (CA)

Average RPI Win:	316	WON-LOST	WINNING	LAST 10	STRENGTH OF	OPP. STRENGTH	TEAM	ADJ.	CONF.	ADJ CONF.
Average RPI Loss:	153	RECORD	PCT. RANK	GAMES	SCHEDULE	OF SCHEDULE	RPI	RPI	RPI	RPI
DIV. I ONLY	4- 2	97	1- 0	325	296	228	228	27	27	
DIV. I NON-CONF.	4- 2	97	1- 0	325	296	228	228	27	27	

TOTALS	RPI 1-25	RPI 26-50	W-L RECORDS	RPI 51-100	RPI 101-150	RPI 150+				
4- 2	0- 0	0- 0	OVERALL	0- 1	0- 0	4- 1				
3- 0	0- 0	0- 0	HOME	0- 0	0- 0	3- 0				
1- 2	0- 0	0- 0	AWAY	0- 1	0- 0	1- 1				
0- 0	0- 0	0- 0	NEUTRAL	0- 0	0- 0	0- 0				
4- 2	0- 0	0- 0	NON-CONFERENCE	0- 1	0- 0	4- 1				
3- 0	0- 0	0- 0	HOME	0- 0	0- 0	3- 0				
1- 2	0- 0	0- 0	AWAY	0- 1	0- 0	1- 1				
0- 0	0- 0	0- 0	NEUTRAL	0- 0	0- 0	0- 0				
0- 0	0- 0	0- 0	CONFERENCE	0- 0	0- 0	0- 0				
0- 0	0- 0	0- 0	HOME	0- 0	0- 0	0- 0				
0- 0	0- 0	0- 0	AWAY	0- 0	0- 0	0- 0				
0- 0	0- 0	0- 0	NEUTRAL	0- 0	0- 0	0- 0				

RPI 1-25				RPI 26-50				RPI 51-100				RPI 101+				Team's RPI: 228	
RPI	S	Opponent	Score	RPI	S	Opponent	Score	RPI	S	Opponent	Score	RPI	S	Opponent	Score		
								58	A	Boston College	57	89	248	A	UMass Lowell	57	59
													265	A	Lafayette	62	60
													314	H	Wagner	69	57
													337	H	NJIT	70	57
													347	H	LIU Brooklyn	86	59
LAST 12 Division I GAMES:																	
				314	H	Wagner	69	57	347	H	LIU Brooklyn	86	59				
				265	A	Lafayette	62	60	58	A	Boston College	57	89				
									248	A	UMass Lowell	57	59				
									337	H	NJIT	70	57				

Non-Div I Games:

Saint Peter's

Average RPI	Win: 241	WON-LOST	WINNING	LAST 10	STRENGTH OF	OPP. STRENGTH	TEAM	ADJ.	CONF.	ADJ CONF.
Average RPI	Loss: 130	RECORD	PCT. RANK	GAMES	SCHEDULE	OF SCHEDULE	RPI	RPI	RPI	RPI
DIV. I ONLY	1- 3	269	0- 0	21	281	106	106	22	22	
DIV. I NON-CONF.	1- 3	269	0- 0	21	281	106	106	22	22	

TOTALS	RPI 1-25	RPI 26-50	W-L RECORDS	RPI 51-100	RPI 101-150	RPI 150+				
1- 3	0- 0	0- 1	OVERALL	0- 0	0- 0	1- 2				
0- 0	0- 0	0- 0	HOME	0- 0	0- 0	0- 0				
1- 2	0- 0	0- 1	AWAY	0- 0	0- 0	1- 1				
0- 1	0- 0	0- 0	NEUTRAL	0- 0	0- 0	0- 1				
1- 3	0- 0	0- 1	NON-CONFERENCE	0- 0	0- 0	1- 2				
0- 0	0- 0	0- 0	HOME	0- 0	0- 0	0- 0				
1- 2	0- 0	0- 1	AWAY	0- 0	0- 0	1- 1				
0- 1	0- 0	0- 0	NEUTRAL	0- 0	0- 0	0- 1				
0- 0	0- 0	0- 0	CONFERENCE	0- 0	0- 0	0- 0				
0- 0	0- 0	0- 0	HOME	0- 0	0- 0	0- 0				
0- 0	0- 0	0- 0	AWAY	0- 0	0- 0	0- 0				
0- 0	0- 0	0- 0	NEUTRAL	0- 0	0- 0	0- 0				

RPI 1-25				RPI 26-50				RPI 51-100				RPI 101+ Team's RPI: 106			
RPI	S	Opponent	Score	RPI	S	Opponent	Score	RPI	S	Opponent	Score	RPI	S	Opponent	Score
				32	A	LSU	52 66					172	A	Wichita St.	55 63
												185	N	Troy	79 84
												241	A	Southern Miss.	65 61
LAST 12 Division I GAMES:															
				172	A	Wichita St.	55 63	241	A	Southern Miss.	65 61				
				32	A	LSU	52 66	185	N	Troy	79 84				

Non-Div I Games: UNKNOWN 94 46 Wiley 101 63 Jarvis Christian 100 55

Sam Houston St.

Average RPI Win: 254

Average RPI Loss: 131

WON-LOST
RECORDWINNING
PCT. RANKLAST 10
GAMESSTRENGTH OF
SCHEDULEOPP. STRENGTH
OF SCHEDULETEAM
RPIADJ.
RPICONF.
RPIADJ CONF.
RPIDIV. I ONLY
DIV. I NON-CONF.1- 5
1- 5287
2870- 1
0- 175
75248
248184
184184
18424
2424
24

TOTALS

RPI 1-25

RPI 26-50

W-L RECORDS

RPI 51-100

RPI 101-150

RPI 150+

1- 5

0- 0

0- 1

OVERALL

0- 1

0- 1

1- 2

0- 0

0- 0

0- 0

HOME

0- 0

0- 0

0- 0

1- 5

0- 0

0- 1

AWAY

0- 1

0- 1

1- 2

0- 0

0- 0

0- 0

NEUTRAL

0- 0

0- 0

0- 0

1- 5

0- 0

0- 1

NON-CONFERENCE

0- 1

0- 1

1- 2

0- 0

0- 0

0- 0

HOME

0- 0

0- 0

0- 0

1- 5

0- 0

0- 1

AWAY

0- 1

0- 1

1- 2

0- 0

0- 0

0- 0

NEUTRAL

0- 0

0- 0

0- 0

0- 0

0- 0

0- 0

CONFERENCE

0- 0

0- 0

0- 0

0- 0

0- 0

0- 0

HOME

0- 0

0- 0

0- 0

0- 0

0- 0

0- 0

AWAY

0- 0

0- 0

0- 0

0- 0

0- 0

0- 0

NEUTRAL

0- 0

0- 0

0- 0

RPI 1-25

RPI 26-50

RPI 51-100

RPI 101+

Team's RPI: 184

RPI S Opponent Score

RPI S Opponent Score

26 A Oklahoma St. 62 82

RPI S Opponent Score

81 A UT Martin 68 89

RPI S Opponent Score

120 A Hampton 57 64

185 A Troy 52 72

241 A Southern Miss. 40 76

254 A Alabama St. 60 51

LAST 12 Division I GAMES:

120 A Hampton 57 64

26 A Oklahoma St. 62 82

241 A Southern Miss. 40 76

254 A Alabama St. 60 51

185 A Troy 52 72

81 A UT Martin 68 89

Non-Div I Games:

Rhodes

71 54

Samford

Average RPI Win:

263

Average RPI Loss:

64

WON-LOST
RECORD4- 3
4- 3WINNING
PCT. RANK137
137LAST 10
GAMES1- 0
1- 0STRENGTH OF
SCHEDULE151
151OPP. STRENGTH
OF SCHEDULE105
105TEAM
RPI167
167ADJ.
RPI167
167CONF.
RPI6
6ADJ CONF.
RPI6
6DIV. I ONLY
DIV. I NON-CONF.

TOTALS

RPI 1-25

RPI 26-50

W-L RECORDS

RPI 51-100

RPI 101-150

RPI 150+

4- 3

0- 2

0- 0

OVERALL

0- 0

0- 0

4- 1

4- 1

0- 1

0- 0

HOME

0- 0

0- 0

4- 0

0- 2

0- 1

0- 0

AWAY

0- 0

0- 0

0- 1

0- 0

0- 0

0- 0

NEUTRAL

0- 0

0- 0

0- 0

4- 3

0- 2

0- 0

NON-CONFERENCE

0- 0

0- 0

4- 1

4- 1

0- 1

0- 0

HOME

0- 0

0- 0

4- 0

0- 2

0- 1

0- 0

AWAY

0- 0

0- 0

0- 1

0- 0

0- 0

0- 0

NEUTRAL

0- 0

0- 0

0- 0

0- 0

0- 0

0- 0

CONFERENCE

0- 0

0- 0

0- 0

0- 0

0- 0

0- 0

HOME

0- 0

0- 0

0- 0

0- 0

0- 0

0- 0

AWAY

0- 0

0- 0

0- 0

0- 0

0- 0

0- 0

NEUTRAL

0- 0

0- 0

0- 0

RPI 1-25

RPI 26-50

RPI 51-100

RPI 101+

Team's RPI: 167

RPI	S	Opponent	Score
2	H	Cal i forni a	53 70
13	A	Mi nnesota	48 53

RPI S Opponent Score

RPI S Opponent Score

RPI	S	Opponent	Score
177	A	Southern Utah	59 69
224	H	San Diego St.	72 71
252	H	Cleveland St.	83 82
268	H	Hawaii	58 50
308	H	Dartmouth	78 76

LAST 12 Division I GAMES:

13	A	Mi nnesota	48 53	308	H	Dartmouth	78 76
268	H	Hawaii	58 50	224	H	San Diego St.	72 71
177	A	Southern Utah	59 69	2	H	Cal i forni a	53 70
				252	H	Cleveland St.	83 82

Non-Div I Games:

San Diego

Average RPI Win: 281

Average RPI Loss: 115

WON-LOST
RECORDWINNING
PCT. RANKLAST 10
GAMESSTRENGTH OF
SCHEDULEOPP. STRENGTH
OF SCHEDULETEAM
RPIADJ.
RPICONF.
RPIADJ CONF.
RPIDIV. I ONLY
DIV. I NON-CONF.4- 3
4- 3137
1370- 1
0- 1278
278172
172224
224224
2249
99
9

TOTALS

RPI 1-25

RPI 26-50

W-L RECORDS

RPI 51-100

RPI 101-150

RPI 150+

4- 3

0- 0

0- 1

OVERALL

0- 0

0- 1

4- 1

3- 1

0- 0

0- 1

HOME

0- 0

0- 0

3- 0

1- 2

0- 0

0- 0

AWAY

0- 0

0- 1

1- 1

0- 0

0- 0

0- 0

NEUTRAL

0- 0

0- 0

0- 0

4- 3

0- 0

0- 1

NON-CONFERENCE

0- 0

0- 1

4- 1

3- 1

0- 0

0- 1

HOME

0- 0

0- 0

3- 0

1- 2

0- 0

0- 0

AWAY

0- 0

0- 1

1- 1

0- 0

0- 0

0- 0

NEUTRAL

0- 0

0- 0

0- 0

0- 0

0- 0

0- 0

CONFERENCE

0- 0

0- 0

0- 0

0- 0

0- 0

0- 0

HOME

0- 0

0- 0

0- 0

0- 0

0- 0

0- 0

AWAY

0- 0

0- 0

0- 0

0- 0

0- 0

0- 0

NEUTRAL

0- 0

0- 0

0- 0

RPI 1-25

RPI 26-50

RPI 51-100

RPI 101+

Team's RPI: 224

RPI S Opponent Score

RPI S Opponent Score

RPI S Opponent Score

RPI S Opponent Score

42 H TCU 64 81

137 A Santa Clara 43 60

167 A San Diego 71 72

240 A Cal St. Fullerton 83 72

268 H Hawaii 58 57

302 H California Baptist 83 67

313 H Incarnate Word 81 38

LAST 12 Division I GAMES:

167 A San Diego 71 72

313 H Incarnate Word 81 38

42 H TCU 64 81

240 A Cal St. Fullerton 83 72

302 H California Baptist 83 67

137 A Santa Clara 43 60

268 H Hawaii 58 57

Non-Div I Games:

San Diego St.

Average RPI Win: 265		WON-LOST	WINNING	LAST 10	STRENGTH OF		OPP. STRENGTH	TEAM	ADJ.	CONF.	ADJ CONF.
Average RPI Loss: 123		RECORD	PCT. RANK	GAMES	SCHEDULE		OF SCHEDULE	RPI	RPI	RPI	RPI
DIV. I ONLY		2- 5	252	0- 1	207		140	267	267	6	6
DIV. I NON-CONF.		2- 5	252	0- 1	207		140	267	267	6	6

TOTALS		RPI 1-25		RPI 26-50	W-L RECORDS		RPI 51-100	RPI 101-150		RPI 150+	
2- 5		0- 1		0- 1	OVERALL		0- 0	0- 1		2- 2	
1- 2		0- 0		0- 1	HOME		0- 0	0- 0		1- 1	
0- 3		0- 1		0- 0	AWAY		0- 0	0- 1		0- 1	
1- 0		0- 0		0- 0	NEUTRAL		0- 0	0- 0		1- 0	
2- 5		0- 1		0- 1	NON-CONFERENCE		0- 0	0- 1		2- 2	
1- 2		0- 0		0- 1	HOME		0- 0	0- 0		1- 1	
0- 3		0- 1		0- 0	AWAY		0- 0	0- 1		0- 1	
1- 0		0- 0		0- 0	NEUTRAL		0- 0	0- 0		1- 0	
0- 0		0- 0		0- 0	CONFERENCE		0- 0	0- 0		0- 0	
0- 0		0- 0		0- 0	HOME		0- 0	0- 0		0- 0	
0- 0		0- 0		0- 0	AWAY		0- 0	0- 0		0- 0	
0- 0		0- 0		0- 0	NEUTRAL		0- 0	0- 0		0- 0	

RPI 1-25				RPI 26-50				RPI 51-100				RPI 101+ Team's RPI: 267			
RPI	S	Opponent	Score	RPI	S	Opponent	Score	RPI	S	Opponent	Score	RPI	S	Opponent	Score
15	A	Stanford	62 96	33	H	Northern Colo.	63 68					113	A	Idaho	63 70
												221	H	UT Arlington	73 80
												233	A	Washington St.	61 91
												237	H	San Jose St.	85 63
												292	N	Cal Poly	65 62
LAST 12 Division I GAMES:															
221	H	UT Arlington	73 80	113	A	Idaho	63 70								
33	H	Northern Colo.	63 68	233	A	Washington St.	61 91								
292	N	Cal Poly	65 62												
15	A	Stanford	62 96												
237	H	San Jose St.	85 63												

Non-Div I Games:

San Francisco

Average RPI Win: 275		WON-LOST	WINNING	LAST 10	STRENGTH OF		OPP. STRENGTH	TEAM	ADJ.	CONF.	ADJ CONF.
Average RPI Loss: 115		RECORD	PCT. RANK	GAMES	SCHEDULE		OF SCHEDULE	RPI	RPI	RPI	RPI
DIV. I ONLY		1- 3	269	0- 1	86		251	237	237	9	9
DIV. I NON-CONF.		1- 3	269	0- 1	86		251	237	237	9	9

TOTALS		RPI 1-25		RPI 26-50	W-L RECORDS		RPI 51-100	RPI 101-150		RPI 150+	
1- 3		0- 0		0- 2	OVERALL		0- 0	0- 0		1- 1	
1- 1		0- 0		0- 1	HOME		0- 0	0- 0		1- 0	
0- 2		0- 0		0- 1	AWAY		0- 0	0- 0		0- 1	
0- 0		0- 0		0- 0	NEUTRAL		0- 0	0- 0		0- 0	
1- 3		0- 0		0- 2	NON-CONFERENCE		0- 0	0- 0		1- 1	
1- 1		0- 0		0- 1	HOME		0- 0	0- 0		1- 0	
0- 2		0- 0		0- 1	AWAY		0- 0	0- 0		0- 1	
0- 0		0- 0		0- 0	NEUTRAL		0- 0	0- 0		0- 0	
0- 0		0- 0		0- 0	CONFERENCE		0- 0	0- 0		0- 0	
0- 0		0- 0		0- 0	HOME		0- 0	0- 0		0- 0	
0- 0		0- 0		0- 0	AWAY		0- 0	0- 0		0- 0	
0- 0		0- 0		0- 0	NEUTRAL		0- 0	0- 0		0- 0	

RPI 1-25				RPI 26-50				RPI 51-100				RPI 101+ Team's RPI: 237			
RPI	S	Opponent	Score	RPI	S	Opponent	Score	RPI	S	Opponent	Score	RPI	S	Opponent	Score
				34	H	Paci fi c	67 91					267	A	San Franci sco	63 85
				44	A	Portland St.	51 80					275	H	CSU Bakersfi el d	82 72
LAST 12 Division I GAMES:															
				34	H	Paci fi c	67 91	275	H	CSU Bakersfi el d	82 72				
								44	A	Portland St.	51 80				
								267	A	San Franci sco	63 85				

Non-Div I Games: San Fran. St. 66 73

San Jose St.

Average RPI	Win: 230	WON-LOST	WINNING	LAST 10	STRENGTH OF	OPP. STRENGTH	TEAM	ADJ.	CONF.	ADJ CONF.
Average RPI	Loss: 101	RECORD	PCT. RANK	GAMES	SCHEDULE	OF SCHEDULE	RPI	RPI	RPI	RPI
DIV. I ONLY	4- 2	97	0- 1	146	212	137	137	6	6	
DIV. I NON-CONF.	4- 2	97	0- 1	146	212	137	137	6	6	

TOTALS	RPI 1-25	RPI 26-50	W-L RECORDS	RPI 51-100	RPI 101-150	RPI 150+				
4- 2	0- 0	0- 0	OVERALL	0- 1	0- 1	4- 0				
3- 1	0- 0	0- 0	HOME	0- 0	0- 1	3- 0				
1- 1	0- 0	0- 0	AWAY	0- 1	0- 0	1- 0				
0- 0	0- 0	0- 0	NEUTRAL	0- 0	0- 0	0- 0				
4- 2	0- 0	0- 0	NON-CONFERENCE	0- 1	0- 1	4- 0				
3- 1	0- 0	0- 0	HOME	0- 0	0- 1	3- 0				
1- 1	0- 0	0- 0	AWAY	0- 1	0- 0	1- 0				
0- 0	0- 0	0- 0	NEUTRAL	0- 0	0- 0	0- 0				
0- 0	0- 0	0- 0	CONFERENCE	0- 0	0- 0	0- 0				
0- 0	0- 0	0- 0	HOME	0- 0	0- 0	0- 0				
0- 0	0- 0	0- 0	AWAY	0- 0	0- 0	0- 0				
0- 0	0- 0	0- 0	NEUTRAL	0- 0	0- 0	0- 0				

RPI 1-25				RPI 26-50				RPI 51-100				RPI 101+				Team's RPI: 137
RPI	S	Opponent	Score	RPI	S	Opponent	Score	RPI	S	Opponent	Score	RPI	S	Opponent	Score	
								70	A	Southern Cal i forn i a	46 77	132	H	CSUN	38 53	
												170	H	Nevada	56 48	
												224	H	San Diego St.	60 43	
												240	A	Cal St. Fullerton	64 60	
												286	H	Missouri St.	77 73	

LAST 12 Division I GAMES:																
								70	A	Southern Cal i forn i a	46 77	132	H	CSUN	38 53	
								224	H	San Diego St.	60 43	286	H	Missouri St.	77 73	
								170	H	Nevada	56 48	240	A	Cal St. Fullerton	64 60	

Non-Div I Games: Sonoma St. 98 38

Santa Clara

Average RPI	Win:	0	WON-LOST	WINNING	LAST 10	STRENGTH OF	OPP. STRENGTH	TEAM	ADJ.	CONF.	ADJ CONF.
Average RPI	Loss:	218	RECORD	PCT. RANK	GAMES	SCHEDULE	OF SCHEDULE	RPI	RPI	RPI	RPI
DIV. I ONLY		0- 4		321	0- 1	346	133	351	351	32	32
DIV. I NON-CONF.		0- 4		321	0- 1	346	133	351	351	32	32
<hr/>											
TOTALS	RPI 1-25		RPI 26-50		W-L RECORDS	RPI 51-100		RPI 101-150		RPI 150+	
0- 4	0- 0		0- 0		OVERALL	0- 1		0- 0		0- 3	
0- 3	0- 0		0- 0		HOME	0- 0		0- 0		0- 3	
0- 1	0- 0		0- 0		AWAY	0- 1		0- 0		0- 0	
0- 0	0- 0		0- 0		NEUTRAL	0- 0		0- 0		0- 0	
0- 4	0- 0		0- 0		NON-CONFERENCE	0- 1		0- 0		0- 3	
0- 3	0- 0		0- 0		HOME	0- 0		0- 0		0- 3	
0- 1	0- 0		0- 0		AWAY	0- 1		0- 0		0- 0	
0- 0	0- 0		0- 0		NEUTRAL	0- 0		0- 0		0- 0	
0- 0	0- 0		0- 0		CONFERENCE	0- 0		0- 0		0- 0	
0- 0	0- 0		0- 0		HOME	0- 0		0- 0		0- 0	
0- 0	0- 0		0- 0		AWAY	0- 0		0- 0		0- 0	
0- 0	0- 0		0- 0		NEUTRAL	0- 0		0- 0		0- 0	

RPI 1-25				RPI 26-50				RPI 51-100				RPI 101+ Team's RPI : 351					
RPI	S	Opponent	Score	RPI	S	Opponent	Score	RPI	S	Opponent	Score	RPI	S	Opponent	Score		
								89	A	DePaul	61	124	242	H	Jacksonville	58	68
													270	H	Texas Southern	41	65
													271	H	Ga. Southern	71	82
LAST 12 Division I GAMES:																	
				270	H	Texas Southern	41	65	271	H	Ga. Southern	71	82				
				89	A	DePaul	61	124									
				242	H	Jacksonville	58	68									

Non-Div I Games: Carver 101 49 Wesleyan (GA) 155 26

Savannah St.

Average RPI	Win:	0	WON-LOST	WINNING	LAST 10	STRENGTH OF	OPP. STRENGTH	TEAM	ADJ.	CONF.	ADJ CONF.
Average RPI	Loss:	150	RECORD	PCT. RANK	GAMES	SCHEDULE	OF SCHEDULE	RPI	RPI	RPI	RPI
DIV. I ONLY		0- 7	321	0- 1	60	284	282	282	30	30	
DIV. I NON-CONF.		0- 7	321	0- 1	60	284	282	282	30	30	

TOTALS	RPI 1-25		RPI 26-50		W-L RECORDS	RPI 51-100	RPI 101-150		RPI 150+		
0- 7	0- 0		0- 1		OVERALL	0- 1	0- 2		0- 3		
0- 3	0- 0		0- 0		HOME	0- 1	0- 1		0- 1		
0- 3	0- 0		0- 1		AWAY	0- 0	0- 1		0- 1		
0- 1	0- 0		0- 0		NEUTRAL	0- 0	0- 0		0- 1		
0- 7	0- 0		0- 1		NON-CONFERENCE	0- 1	0- 2		0- 3		
0- 3	0- 0		0- 0		HOME	0- 1	0- 1		0- 1		
0- 3	0- 0		0- 1		AWAY	0- 0	0- 1		0- 1		
0- 1	0- 0		0- 0		NEUTRAL	0- 0	0- 0		0- 1		
0- 0	0- 0		0- 0		CONFERENCE	0- 0	0- 0		0- 0		
0- 0	0- 0		0- 0		HOME	0- 0	0- 0		0- 0		
0- 0	0- 0		0- 0		AWAY	0- 0	0- 0		0- 0		
0- 0	0- 0		0- 0		NEUTRAL	0- 0	0- 0		0- 0		

RPI 1-25				RPI 26-50				RPI 51-100				RPI 101+ Team's RPI: 282			
RPI	S	Opponent	Score	RPI	S	Opponent	Score	RPI	S	Opponent	Score	RPI	S	Opponent	Score
				44	A	Portland St.	43 68	84	H	Washington	58 69	122	H	Northern Ari z.	58 65
												126	A	Utah	62 89
												169	N	Ari zona	54 84
												240	H	Cal St. Fullerton	54 57
												268	A	Hawai i	51 67
LAST 12 Division I GAMES:															
122	H	Northern Ari z.	58 65	84	H	Washington	58 69	126	A	Utah	62 89				
240	H	Cal St. Fullerton	54 57	44	A	Portland St.	43 68	268	A	Hawai i	51 67				
				169	N	Ari zona	54 84								

Non-Div I Games:

Seattle U

Average RPI	Win:	258	WON-LOST	WINNING	LAST 10	STRENGTH OF	OPP. STRENGTH	TEAM	ADJ.	CONF.	ADJ CONF.
Average RPI	Loss:	62	RECORD	PCT. RANK	GAMES	SCHEDULE	OF SCHEDULE	RPI	RPI	RPI	RPI
DIV. I ONLY		6- 1		33	1- 0	332	82	162	162	7	7
DIV. I NON-CONF.		6- 1		33	1- 0	332	82	162	162	7	7

TOTALS	RPI 1-25		RPI 26-50		W-L RECORDS	RPI 51-100		RPI 101-150		RPI 150+	
6- 1	0- 0		0- 0		OVERALL	0- 1		0- 0		6- 0	
5- 0	0- 0		0- 0		HOME	0- 0		0- 0		5- 0	
1- 1	0- 0		0- 0		AWAY	0- 1		0- 0		1- 0	
0- 0	0- 0		0- 0		NEUTRAL	0- 0		0- 0		0- 0	
6- 1	0- 0		0- 0		NON-CONFERENCE	0- 1		0- 0		6- 0	
5- 0	0- 0		0- 0		HOME	0- 0		0- 0		5- 0	
1- 1	0- 0		0- 0		AWAY	0- 1		0- 0		1- 0	
0- 0	0- 0		0- 0		NEUTRAL	0- 0		0- 0		0- 0	
0- 0	0- 0		0- 0		CONFERENCE	0- 0		0- 0		0- 0	
0- 0	0- 0		0- 0		HOME	0- 0		0- 0		0- 0	
0- 0	0- 0		0- 0		AWAY	0- 0		0- 0		0- 0	
0- 0	0- 0		0- 0		NEUTRAL	0- 0		0- 0		0- 0	

RPI 1-25				RPI 26-50				RPI 51-100				RPI 101+ Team's RPI: 162			
RPI	S	Opponent	Score	RPI	S	Opponent	Score	RPI	S	Opponent	Score	RPI	S	Opponent	Score
								62	A	UCLA	62 78	213	H	UTSA	84 53
												235	A	Princeton	70 66
												248	H	UMass Lowell	90 57
												262	H	Kennesaw St.	102 80
												276	H	St. Francis Brooklyn	100 77
												314	H	Wagner	95 40
LAST 12 Division I GAMES:															
248	H	UMass Lowell	90 57	213	H	UTSA	84 53								
276	H	St. Francis Brooklyn	100 77	262	H	Kennesaw St.	102 80								
62	A	UCLA	62 78	314	H	Wagner	95 40								
235	A	Princeton	70 66												

Non-Div I Games:

Seton Hall I

Average RPI Win: 299		WON-LOST	WINNING	LAST 10	STRENGTH OF		OPP. STRENGTH	TEAM	ADJ.	CONF.	ADJ CONF.
Loss: 157		RECORD	PCT. RANK	GAMES	SCHEDULE		OF SCHEDULE	RPI	RPI	RPI	RPI
DIV. I ONLY		3- 5	218	1- 0	189		300	257	257	27	27
DIV. I NON-CONF.		3- 5	218	1- 0	189		300	257	257	27	27
TOTALS		RPI 1-25	RPI 26-50	W-L RECORDS		RPI 51-100	RPI 101-150	RPI 150+			
3- 5	0- 0	0- 0		OVERALL		0- 0	0- 3	3- 2			
1- 3	0- 0	0- 0		HOME		0- 0	0- 2	1- 1			
1- 1	0- 0	0- 0		AWAY		0- 0	0- 0	1- 1			
1- 1	0- 0	0- 0		NEUTRAL		0- 0	0- 1	1- 0			
3- 5	0- 0	0- 0		NON-CONFERENCE		0- 0	0- 3	3- 2			
1- 3	0- 0	0- 0		HOME		0- 0	0- 2	1- 1			
1- 1	0- 0	0- 0		AWAY		0- 0	0- 0	1- 1			
1- 1	0- 0	0- 0		NEUTRAL		0- 0	0- 1	1- 0			
0- 0	0- 0	0- 0		CONFERENCE		0- 0	0- 0	0- 0			
0- 0	0- 0	0- 0		HOME		0- 0	0- 0	0- 0			
0- 0	0- 0	0- 0		AWAY		0- 0	0- 0	0- 0			
0- 0	0- 0	0- 0		NEUTRAL		0- 0	0- 0	0- 0			

RPI 1-25				RPI 26-50				RPI 51-100				RPI 101+				Team's RPI: 257	
RPI	S	Opponent	Score	RPI	S	Opponent	Score	RPI	S	Opponent	Score	RPI	S	Opponent	Score		
												104	H	Penn	51	58	
												117	N	Drexel	39	51	
												128	H	Harvard	54	73	
												207	H	Fla. Atlantic	66	70	
												230	A	Sacred Heart	50	72	
												259	A	Howard	86	81	
												314	N	Wagner	74	71	
												323	H	Colgate	55	53	
LAST 12 Division I GAMES:																	
												117	N	Drexel	39	51	
												259	A	Howard	86	81	
												128	H	Harvard	54	73	
												230	A	Sacred Heart	50	72	
												104	H	Penn	51	58	
												314	N	Wagner	74	71	
												207	H	Fla. Atlantic	66	70	
												323	H	Colgate	55	53	

Non-Div I Games:

Si ena

Average RPI	Win:	234	WON-LOST	WINNING	LAST 10	STRENGTH OF	OPP. STRENGTH	TEAM	ADJ.	CONF.	ADJ CONF.
Average RPI	Loss:	0	RECORD	PCT. RANK	GAMES	SCHEDULE	OF SCHEDULE	RPI	RPI	RPI	RPI
DIV. I ONLY		5- 0		1	1- 0	342	41	152	152	21	21
DIV. I NON-CONF.		5- 0		1	1- 0	342	41	152	152	21	21

TOTALS	RPI 1-25		RPI 26-50		W-L RECORDS	RPI 51-100		RPI 101-150		RPI 150+	
5- 0	0- 0		1- 0		OVERALL	0- 0		0- 0		4- 0	
2- 0	0- 0		0- 0		HOME	0- 0		0- 0		2- 0	
3- 0	0- 0		1- 0		AWAY	0- 0		0- 0		2- 0	
0- 0	0- 0		0- 0		NEUTRAL	0- 0		0- 0		0- 0	
5- 0	0- 0		1- 0		NON-CONFERENCE	0- 0		0- 0		4- 0	
2- 0	0- 0		0- 0		HOME	0- 0		0- 0		2- 0	
3- 0	0- 0		1- 0		AWAY	0- 0		0- 0		2- 0	
0- 0	0- 0		0- 0		NEUTRAL	0- 0		0- 0		0- 0	
0- 0	0- 0		0- 0		CONFERENCE	0- 0		0- 0		0- 0	
0- 0	0- 0		0- 0		HOME	0- 0		0- 0		0- 0	
0- 0	0- 0		0- 0		AWAY	0- 0		0- 0		0- 0	
0- 0	0- 0		0- 0		NEUTRAL	0- 0		0- 0		0- 0	

RPI 1-25				RPI 26-50				RPI 51-100				RPI 101+ Team's RPI: 152			
RPI	S	Opponent	Score	RPI	S	Opponent	Score	RPI	S	Opponent	Score	RPI	S	Opponent	Score
				48	A	Southern U.	53 49					241	H	Southern Miss.	77 68
												258	H	ETSU	81 74
												303	A	Tennessee St.	78 56
												320	A	Central Ark.	58 50

LAST 12 Division I GAMES:															
				303	A	Tennessee St.	78 56	258	H	ETSU	81 74				
								48	A	Southern U.	53 49				
								320	A	Central Ark.	58 50				
								241	H	Southern Miss.	77 68				

Non-Div I Games: Spring Hill 75 57

South Alabama

Average RPI Win:	188	WON-LOST	WINNING	LAST 10	STRENGTH OF	OPP. STRENGTH	TEAM	ADJ.	CONF.	ADJ CONF.
Average RPI Loss:	47	RECORD	PCT. RANK	GAMES	SCHEDULE	OF SCHEDULE	RPI	RPI	RPI	RPI
DIV. I ONLY	4- 3	137	0- 1	109	53	118	118	5	5	
DIV. I NON-CONF.	4- 3	137	0- 1	109	53	118	118	5	5	

TOTALS	RPI 1-25	RPI 26-50	W-L RECORDS	RPI 51-100	RPI 101-150	RPI 150+				
4- 3	0- 1	0- 0	OVERALL	1- 2	1- 0	2- 0				
2- 1	0- 0	0- 0	HOME	1- 1	1- 0	0- 0				
1- 0	0- 0	0- 0	AWAY	0- 0	0- 0	1- 0				
1- 2	0- 1	0- 0	NEUTRAL	0- 1	0- 0	1- 0				
4- 3	0- 1	0- 0	NON-CONFERENCE	1- 2	1- 0	2- 0				
2- 1	0- 0	0- 0	HOME	1- 1	1- 0	0- 0				
1- 0	0- 0	0- 0	AWAY	0- 0	0- 0	1- 0				
1- 2	0- 1	0- 0	NEUTRAL	0- 1	0- 0	1- 0				
0- 0	0- 0	0- 0	CONFERENCE	0- 0	0- 0	0- 0				
0- 0	0- 0	0- 0	HOME	0- 0	0- 0	0- 0				
0- 0	0- 0	0- 0	AWAY	0- 0	0- 0	0- 0				
0- 0	0- 0	0- 0	NEUTRAL	0- 0	0- 0	0- 0				

RPI 1-25				RPI 26-50				RPI 51-100				RPI 101+ Team's RPI: 118			
RPI	S	Opponent	Score	RPI	S	Opponent	Score	RPI	S	Opponent	Score	RPI	S	Opponent	Score
10	N	Drake	85 90					55	H	Maryland	61 85	149	H	Dayton	65 55
								77	N	Oregon St.	68 70	254	A	Alabama St.	94 38
								91	H	Clemson	69 57	258	N	ETSU	101 55
LAST 12 Division I GAMES:															
149	H	Dayton	65 55	10	N	Drake	85 90	55	H	Maryland	61 85	149	H	Dayton	65 55
258	N	ETSU	101 55	77	N	Oregon St.	68 70	77	N	Oregon St.	68 70	254	A	Alabama St.	94 38
55	H	Maryland	61 85					91	H	Clemson	69 57	258	N	ETSU	101 55
91	H	Clemson	69 57												
254	A	Alabama St.	94 38												

Non-Div I Games:

South Carolina

Average RPI Win:	306	WON-LOST	WINNING	LAST 10	STRENGTH OF	OPP. STRENGTH	TEAM	ADJ.	CONF.	ADJ CONF.
Average RPI Loss:	216	RECORD	PCT. RANK	GAMES	SCHEDULE	OF SCHEDULE	RPI	RPI	RPI	RPI
DIV. I ONLY	3- 5	218	0- 1	309	324	305	305	32	32	
DIV. I NON-CONF.	3- 5	218	0- 1	309	324	305	305	32	32	

TOTALS	RPI 1-25	RPI 26-50	W-L RECORDS	RPI 51-100	RPI 101-150	RPI 150+				
3- 5	0- 0	0- 0	OVERALL	0- 0	0- 0	3- 5				
2- 1	0- 0	0- 0	HOME	0- 0	0- 0	2- 1				
1- 4	0- 0	0- 0	AWAY	0- 0	0- 0	1- 4				
0- 0	0- 0	0- 0	NEUTRAL	0- 0	0- 0	0- 0				
3- 5	0- 0	0- 0	NON-CONFERENCE	0- 0	0- 0	3- 5				
2- 1	0- 0	0- 0	HOME	0- 0	0- 0	2- 1				
1- 4	0- 0	0- 0	AWAY	0- 0	0- 0	1- 4				
0- 0	0- 0	0- 0	NEUTRAL	0- 0	0- 0	0- 0				
0- 0	0- 0	0- 0	CONFERENCE	0- 0	0- 0	0- 0				
0- 0	0- 0	0- 0	HOME	0- 0	0- 0	0- 0				
0- 0	0- 0	0- 0	AWAY	0- 0	0- 0	0- 0				
0- 0	0- 0	0- 0	NEUTRAL	0- 0	0- 0	0- 0				

RPI 1-25				RPI 26-50				RPI 51-100				RPI 101+				Team's RPI: 305
RPI	S	Opponent	Score	RPI	S	Opponent	Score	RPI	S	Opponent	Score	RPI	S	Opponent	Score	
												169	A	Arizona	32	73
												178	A	Radford	31	61
												206	H	Winthrop	50	58
												216	A	Coastal Caro.	44	57
												266	A	Presbyterian	57	48
												307	H	USC Upstate	71	66
												310	A	Col. of Charleston	51	75
												345	H	Charleston So.	67	58

LAST 12 Division I GAMES:																
206	H	Winthrop	50	58	307	H	USC Upstate	71	66							
178	A	Radford	31	61	169	A	Arizona	32	73							
					266	A	Presbyterian	57	48							
					345	H	Charleston So.	67	58							
					216	A	Coastal Caro.	44	57							
					310	A	Col. of Charleston	51	75							

Non-Div I Games:

South Carolina St.

Average RPI Win:	140	WON-LOST	WINNING	LAST 10	STRENGTH OF	OPP. STRENGTH	TEAM	ADJ.	CONF.	ADJ CONF.
Average RPI Loss:	10	RECORD	PCT. RANK	GAMES	SCHEDULE	OF SCHEDULE	RPI	RPI	RPI	RPI
DIV. I ONLY	6- 1	33	1- 0	101	23	11	11	12	12	
DIV. I NON-CONF.	6- 1	33	1- 0	101	23	11	11	12	12	

TOTALS	RPI 1-25	RPI 26-50	W-L RECORDS	RPI 51-100	RPI 101-150	RPI 150+				
6- 1	1- 1	0- 0	OVERALL	2- 0	0- 0	3- 0				
3- 0	1- 0	0- 0	HOME	1- 0	0- 0	1- 0				
2- 1	0- 1	0- 0	AWAY	1- 0	0- 0	1- 0				
1- 0	0- 0	0- 0	NEUTRAL	0- 0	0- 0	1- 0				
6- 1	1- 1	0- 0	NON-CONFERENCE	2- 0	0- 0	3- 0				
3- 0	1- 0	0- 0	HOME	1- 0	0- 0	1- 0				
2- 1	0- 1	0- 0	AWAY	1- 0	0- 0	1- 0				
1- 0	0- 0	0- 0	NEUTRAL	0- 0	0- 0	1- 0				
0- 0	0- 0	0- 0	CONFERENCE	0- 0	0- 0	0- 0				
0- 0	0- 0	0- 0	HOME	0- 0	0- 0	0- 0				
0- 0	0- 0	0- 0	AWAY	0- 0	0- 0	0- 0				
0- 0	0- 0	0- 0	NEUTRAL	0- 0	0- 0	0- 0				

RPI 1-25				Team's RPI: 11				RPI 26-50				RPI 51-100				RPI 101+			
RPI	S	Opponent	Score	RPI	S	Opponent	Score	RPI	S	Opponent	Score	RPI	S	Opponent	Score	RPI	S	Opponent	Score
7	H	Iowa St.	64 59					65	H	Green Bay	55 49	172	N	Wichita St.	73 64				
10	A	Drake	64 76					92	A	Montana	64 41	188	A	Creighton	77 65				
												313	H	Incarnate Word	96 43				
LAST 12 Division I GAMES:																			
				65	H	Green Bay	55 49	313	H	Incarnate Word	96 43								
				7	H	Iowa St.	64 59	188	A	Creighton	77 65								
				92	A	Montana	64 41												
				172	N	Wichita St.	73 64												
				10	A	Drake	64 76												

Non-Div I Games: St. Mary (NE) 112 52

South Dakota

Average RPI Win:	103	WON-LOST	WINNING	LAST 10	STRENGTH OF	OPP. STRENGTH	TEAM	ADJ.	CONF.	ADJ CONF.
Average RPI Loss:	30	RECORD	PCT. RANK	GAMES	SCHEDULE	OF SCHEDULE	RPI	RPI	RPI	RPI
DIV. I ONLY	4- 3	137	1- 0	13	101	24	24	12	12	
DIV. I NON-CONF.	4- 3	137	1- 0	13	101	24	24	12	12	

TOTALS	RPI 1-25	RPI 26-50	W-L RECORDS	RPI 51-100	RPI 101-150	RPI 150+				
4- 3	0- 2	0- 0	OVERALL	3- 1	0- 0	1- 0				
3- 0	0- 0	0- 0	HOME	2- 0	0- 0	1- 0				
1- 1	0- 1	0- 0	AWAY	1- 0	0- 0	0- 0				
0- 2	0- 1	0- 0	NEUTRAL	0- 1	0- 0	0- 0				
4- 3	0- 2	0- 0	NON-CONFERENCE	3- 1	0- 0	1- 0				
3- 0	0- 0	0- 0	HOME	2- 0	0- 0	1- 0				
1- 1	0- 1	0- 0	AWAY	1- 0	0- 0	0- 0				
0- 2	0- 1	0- 0	NEUTRAL	0- 1	0- 0	0- 0				
0- 0	0- 0	0- 0	CONFERENCE	0- 0	0- 0	0- 0				
0- 0	0- 0	0- 0	HOME	0- 0	0- 0	0- 0				
0- 0	0- 0	0- 0	AWAY	0- 0	0- 0	0- 0				
0- 0	0- 0	0- 0	NEUTRAL	0- 0	0- 0	0- 0				

RPI 1-25				Team's RPI: 24				RPI 26-50				RPI 51-100				RPI 101+			
RPI	S	Opponent	Score	RPI	S	Opponent	Score	RPI	S	Opponent	Score	RPI	S	Opponent	Score	RPI	S	Opponent	Score
12	N	Baylor	66 72					64	N	Buffalo	55 61	188	H	Creighton	74 48				
14	A	Marquette	52 91					65	H	Green Bay	77 47								
								71	A	Central Mich.	80 71								
								86	H	FGCU	80 62								
LAST 12 Division I GAMES:																			
				71	A	Central Mich.	80 71	65	H	Green Bay	77 47								
				86	H	FGCU	80 62	64	N	Buffalo	55 61								
				14	A	Marquette	52 91	12	N	Baylor	66 72								
								188	H	Creighton	74 48								

Non-Div I Games:

South Dakota St.

Average RPI	Win: 196	WON-LOST	WINNING	LAST 10	STRENGTH OF	OPP. STRENGTH	TEAM	ADJ.	CONF.	ADJ CONF.
Average RPI	Loss: 18	RECORD	PCT. RANK	GAMES	SCHEDULE	OF SCHEDULE	RPI	RPI	RPI	RPI
DIV. I ONLY	6- 2	68	1- 0	143	71	80	80	8	8	
DIV. I NON-CONF.	6- 2	68	1- 0	143	71	80	80	8	8	

TOTALS	RPI 1-25	RPI 26-50	W-L RECORDS	RPI 51-100	RPI 101-150	RPI 150+				
6- 2	0- 2	0- 0	OVERALL	2- 0	0- 0	4- 0				
4- 0	0- 0	0- 0	HOME	0- 0	0- 0	4- 0				
1- 0	0- 0	0- 0	AWAY	1- 0	0- 0	0- 0				
1- 2	0- 2	0- 0	NEUTRAL	1- 0	0- 0	0- 0				
6- 2	0- 2	0- 0	NON-CONFERENCE	2- 0	0- 0	4- 0				
4- 0	0- 0	0- 0	HOME	0- 0	0- 0	4- 0				
1- 0	0- 0	0- 0	AWAY	1- 0	0- 0	0- 0				
1- 2	0- 2	0- 0	NEUTRAL	1- 0	0- 0	0- 0				
0- 0	0- 0	0- 0	CONFERENCE	0- 0	0- 0	0- 0				
0- 0	0- 0	0- 0	HOME	0- 0	0- 0	0- 0				
0- 0	0- 0	0- 0	AWAY	0- 0	0- 0	0- 0				
0- 0	0- 0	0- 0	NEUTRAL	0- 0	0- 0	0- 0				

RPI 1-25				RPI 26-50				RPI 51-100 Team's RPI: 80				RPI 101+			
RPI	S	Opponent	Score	RPI	S	Opponent	Score	RPI	S	Opponent	Score	RPI	S	Opponent	Score
16	N	Kentucky	63 85					62	N	UCLA	60 56	186	H	Oklahoma	87 70
19	N	North Carolina	69 71					88	A	Ohio St.	71 47	221	H	Bethune-Cookman	88 39
												280	H	New Hampshire	79 36
												338	H	Albany (NY)	74 37

LAST 12 Division I GAMES:															
280	H	New Hampshire	79 36	16	N	Kentucky	63 85	186	H	Oklahoma	87 70				
62	N	UCLA	60 56	221	H	Bethune-Cookman	88 39	221	H	Bethune-Cookman	88 39				
19	N	North Carolina	69 71	338	H	Albany (NY)	74 37	338	H	Albany (NY)	74 37				
				88	A	Ohio St.	71 47	88	A	Ohio St.	71 47				

Non-Div I Games:

South Fla.

Average RPI Win: 276		WON-LOST RECORD		WINNING PCT. RANK		LAST 10 GAMES		STRENGTH OF SCHEDULE		OPP. STRENGTH OF SCHEDULE		TEAM RPI		ADJ. RPI		CONF. RPI		ADJ CONF. RPI	
Average RPI Loss: 114																			
DIV. I ONLY		2- 5		252		0- 1		70		294		191		191		20		20	
DIV. I NON-CONF.		2- 5		252		0- 1		70		294		191		191		20		20	
TOTALS		RPI 1-25		RPI 26-50		W-L RECORDS		RPI 51-100		RPI 101-150		RPI 150+							
2- 5		0- 0		0- 2		OVERALL		0- 1		0- 0		2- 2							
1- 1		0- 0		0- 1		HOME		0- 0		0- 0		1- 0							
1- 3		0- 0		0- 1		AWAY		0- 1		0- 0		1- 1							
0- 1		0- 0		0- 0		NEUTRAL		0- 0		0- 0		0- 1							
2- 5		0- 0		0- 2		NON-CONFERENCE		0- 1		0- 0		2- 2							
1- 1		0- 0		0- 1		HOME		0- 0		0- 0		1- 0							
1- 3		0- 0		0- 1		AWAY		0- 1		0- 0		1- 1							
0- 1		0- 0		0- 0		NEUTRAL		0- 0		0- 0		0- 1							
0- 0		0- 0		0- 0		CONFERENCE		0- 0		0- 0		0- 0							
0- 0		0- 0		0- 0		HOME		0- 0		0- 0		0- 0							
0- 0		0- 0		0- 0		AWAY		0- 0		0- 0		0- 0							
0- 0		0- 0		0- 0		NEUTRAL		0- 0		0- 0		0- 0							

RPI	S	Opponent	Score	RPI	S	Opponent	Score	RPI	S	Opponent	Score	RPI	S	Opponent	Score	Team's RPI: 191
45	A	Bradley	79	85	85	A	Mississippi St.	53	88	173	N	North Ala.	67	80		
47	H	Indiana St.	51	62						214	H	Western Ill.	81	71		
										219	A	Southern Ill.	40	60		
										337	A	NJIT	68	58		

LAST 12 Division I GAMES:																
337	A	NJIT	68	58	47	H	Indiana St.	51	62							
173	N	North Ala.	67	80												
214	H	Western Ill.	81	71												
219	A	Southern Ill.	40	60												
45	A	Bradley	79	85												
85	A	Mississippi St.	53	88												

Non-Div I Games:

Southeast Mo. St.

Southeastern Ed.				Midnight Games of Dec. 17, 2018						
Average RPI	Win: 273	WON-LOST RECORD	WINNING PCT. RANK	LAST 10 GAMES	STRENGTH OF SCHEDULE	OPP. STRENGTH OF SCHEDULE	TEAM RPI	ADJ. RPI	CONF. RPI	ADJ CONF. RPI
Loss: 60										
DIV. I ONLY		3- 1	68	0- 0	299	179	144	144	22	22
DIV. I NON-CONF.		3- 1	68	0- 0	299	179	144	144	22	22

TOTALS	RPI 1-25		RPI 26-50		W-L RECORDS	RPI 51-100	RPI 101-150		RPI 150+	
3- 1	0- 0		0- 0		OVERALL	0- 1	0- 0		3- 0	
0- 0	0- 0		0- 0		HOME	0- 0	0- 0		0- 0	
3- 1	0- 0		0- 0		AWAY	0- 1	0- 0		3- 0	
0- 0	0- 0		0- 0		NEUTRAL	0- 0	0- 0		0- 0	
3- 1	0- 0		0- 0		NON-CONFERENCE	0- 1	0- 0		3- 0	
0- 0	0- 0		0- 0		HOME	0- 0	0- 0		0- 0	
3- 1	0- 0		0- 0		AWAY	0- 1	0- 0		3- 0	
0- 0	0- 0		0- 0		NEUTRAL	0- 0	0- 0		0- 0	
0- 0	0- 0		0- 0		CONFERENCE	0- 0	0- 0		0- 0	
0- 0	0- 0		0- 0		HOME	0- 0	0- 0		0- 0	
0- 0	0- 0		0- 0		AWAY	0- 0	0- 0		0- 0	
0- 0	0- 0		0- 0		NEUTRAL	0- 0	0- 0		0- 0	

RPI 1-25				RPI 26-50				RPI 51-100				RPI 101+				Team's RPI: 144	
RPI	S	Opponent	Score	RPI	S	Opponent	Score	RPI	S	Opponent	Score	RPI	S	Opponent	Score		
								60	A	Alabama	40	88	163	A	SMU	63	62
													306	A	Jackson St.	50	45
													349	A	Alcorn	77	59
LAST 12 Division I GAMES:																	
								306	A	Jackson St.	50	45					
								163	A	SMU	63	62					
								349	A	Alcorn	77	59					
								60	A	Alabama	40	88					

Southeastern La.

Average RPI Win:	174	WON-LOST	WINNING	LAST 10	STRENGTH OF	OPP. STRENGTH	TEAM	ADJ.	CONF.	ADJ CONF.
Average RPI Loss:	0	RECORD	PCT. RANK	GAMES	SCHEDULE	OF SCHEDULE	RPI	RPI	RPI	RPI
DIV. I ONLY	8- 0	1	1- 0	313	10	70	70	2	2	
DIV. I NON-CONF.	8- 0	1	1- 0	313	10	70	70	2	2	

TOTALS	RPI 1-25	RPI 26-50	W-L RECORDS	RPI 51-100	RPI 101-150	RPI 150+				
8- 0	0- 0	0- 0	OVERALL	2- 0	2- 0	4- 0				
4- 0	0- 0	0- 0	HOME	1- 0	2- 0	1- 0				
3- 0	0- 0	0- 0	AWAY	0- 0	0- 0	3- 0				
1- 0	0- 0	0- 0	NEUTRAL	1- 0	0- 0	0- 0				
8- 0	0- 0	0- 0	NON-CONFERENCE	2- 0	2- 0	4- 0				
4- 0	0- 0	0- 0	HOME	1- 0	2- 0	1- 0				
3- 0	0- 0	0- 0	AWAY	0- 0	0- 0	3- 0				
1- 0	0- 0	0- 0	NEUTRAL	1- 0	0- 0	0- 0				
0- 0	0- 0	0- 0	CONFERENCE	0- 0	0- 0	0- 0				
0- 0	0- 0	0- 0	HOME	0- 0	0- 0	0- 0				
0- 0	0- 0	0- 0	AWAY	0- 0	0- 0	0- 0				
0- 0	0- 0	0- 0	NEUTRAL	0- 0	0- 0	0- 0				

RPI	S	Opponent	Score	RPI	S	Opponent	Score	RPI	S	Opponent	Score	RPI	S	Opponent	Score
69	N	Utah St.	55 46	99	H	UC Riverside	73 55	102	H	Fresno St.	62 61	137	H	Santa Clara	77 46
170	A	Nevada	72 51	203	A	UNLV	86 72	317	H	UC Santa Barbara	82 39	295	A	Long Beach St.	86 50
295	A	Long Beach St.	86 50	99	H	UC Riverside	73 55	102	H	Fresno St.	62 61				
LAST 12 Division I GAMES:															
170	A	Nevada	72 51	203	A	UNLV	86 72	317	H	UC Santa Barbara	82 39	295	A	Long Beach St.	86 50
69	N	Utah St.	55 46	102	H	Fresno St.	62 61								
137	H	Santa Clara	77 46												
317	H	UC Santa Barbara	82 39												
295	A	Long Beach St.	86 50												
99	H	UC Riverside	73 55												

Non-Div I Games:

Southern California

Average RPI	Win:	230	WON-LOST	WINNING	LAST 10	STRENGTH OF	OPP. STRENGTH	TEAM	ADJ.	CONF.	ADJ CONF.
Average RPI	Loss:	125	RECORD	PCT. RANK	GAMES	SCHEDULE	OF SCHEDULE	RPI	RPI	RPI	RPI
DIV. I ONLY		3- 4		193	0- 1	234	106	219	219	16	16
DIV. I NON-CONF.		3- 4		193	0- 1	234	106	219	219	16	16

TOTALS	RPI 1-25		RPI 26-50		W-L RECORDS	RPI 51-100		RPI 101-150		RPI 150+	
3- 4	0- 0		0- 1		OVERALL	0- 1		0- 0		3- 2	
2- 0	0- 0		0- 0		HOME	0- 0		0- 0		2- 0	
0- 3	0- 0		0- 0		AWAY	0- 1		0- 0		0- 2	
1- 1	0- 0		0- 1		NEUTRAL	0- 0		0- 0		1- 0	
3- 4	0- 0		0- 1		NON-CONFERENCE	0- 1		0- 0		3- 2	
2- 0	0- 0		0- 0		HOME	0- 0		0- 0		2- 0	
0- 3	0- 0		0- 0		AWAY	0- 1		0- 0		0- 2	
1- 1	0- 0		0- 1		NEUTRAL	0- 0		0- 0		1- 0	
0- 0	0- 0		0- 0		CONFERENCE	0- 0		0- 0		0- 0	
0- 0	0- 0		0- 0		HOME	0- 0		0- 0		0- 0	
0- 0	0- 0		0- 0		AWAY	0- 0		0- 0		0- 0	
0- 0	0- 0		0- 0		NEUTRAL	0- 0		0- 0		0- 0	

RPI 1-25				RPI 26-50				RPI 51-100				RPI 101+ Team's RPI: 219			
RPI	S	Opponent	Score	RPI	S	Opponent	Score	RPI	S	Opponent	Score	RPI	S	Opponent	Score
				46	N	Arizona St.	38 82	81	A	UT Martin	94 95	179	A	Saint Louis	58 62
												180	N	Hartford	72 50
												191	H	Southeast Mo. St.	60 40
												195	A	Western Ky.	76 83
												318	H	Marshall	58 49

LAST 12 Division I GAMES:															
				81	A	UT Martin	94 95	179	A	Saint Louis	58 62				
								46	N	Arizona St.	38 82				
								180	N	Hartford	72 50				
								195	A	Western Ky.	76 83				
								318	H	Marshall	58 49				
								191	H	Southeast Mo. St.	60 40				

Non-Div I Games:

Southern Ill.

Average RPI Win:	255	WON-LOST	WINNING	LAST 10	STRENGTH OF	OPP. STRENGTH	TEAM	ADJ.	CONF.	ADJ CONF.
Average RPI Loss:	94	RECORD	PCT. RANK	GAMES	SCHEDULE	OF SCHEDULE	RPI	RPI	RPI	RPI
DIV. I ONLY	4- 3	137	0- 1	277	150	241	241	17	17	
DIV. I NON-CONF.	4- 3	137	0- 1	277	150	241	241	17	17	

TOTALS	RPI 1-25	RPI 26-50	W-L RECORDS	RPI 51-100	RPI 101-150	RPI 150+				
4- 3	0- 1	0- 0	OVERALL	0- 0	0- 1	4- 1				
4- 1	0- 0	0- 0	HOME	0- 0	0- 1	4- 0				
0- 2	0- 1	0- 0	AWAY	0- 0	0- 0	0- 1				
0- 0	0- 0	0- 0	NEUTRAL	0- 0	0- 0	0- 0				
4- 3	0- 1	0- 0	NON-CONFERENCE	0- 0	0- 1	4- 1				
4- 1	0- 0	0- 0	HOME	0- 0	0- 1	4- 0				
0- 2	0- 1	0- 0	AWAY	0- 0	0- 0	0- 1				
0- 0	0- 0	0- 0	NEUTRAL	0- 0	0- 0	0- 0				
0- 0	0- 0	0- 0	CONFERENCE	0- 0	0- 0	0- 0				
0- 0	0- 0	0- 0	HOME	0- 0	0- 0	0- 0				
0- 0	0- 0	0- 0	AWAY	0- 0	0- 0	0- 0				
0- 0	0- 0	0- 0	NEUTRAL	0- 0	0- 0	0- 0				

RPI 1-25				RPI 26-50				RPI 51-100				RPI 101+ Team's RPI: 241			
RPI	S	Opponent	Score	RPI	S	Opponent	Score	RPI	S	Opponent	Score	RPI	S	Opponent	Score
23	A	Tulane	54 71									106	H	Sam Houston St.	61 65
												152	A	South Alabama	68 77
												184	H	Samford	76 40
												217	H	Mississippi Val.	67 60
												289	H	Grambling	68 47
												331	H	Northwestern St.	69 54
LAST 12 Division I GAMES:															
23	A	Tulane	54 71	152	A	South Alabama	68 77								
331	H	Northwestern St.	69 54	289	H	Grambling	68 47								
106	H	Sam Houston St.	61 65												
217	H	Mississippi Val.	67 60												
184	H	Samford	76 40												

Non-Div I Games: William Carey 74 48

Southern Miss.

SOUTHERN U.				THROUGH GAMES OF DEC. 17, 2018							
Average RPI	Win:	0	WON-LOST	WINNING	LAST 10	STRENGTH OF	OPP. STRENGTH	TEAM	ADJ.	CONF.	ADJ CONF.
Loss:	60	RECORD	PCT. RANK	GAMES	SCHEDULE	OF SCHEDULE	RPI	RPI	RPI	RPI	RPI
DIV. I ONLY		0- 3	321	0- 0	1	328	48	48	26	26	
DIV. I NON-CONF.		0- 3	321	0- 0	1	328	48	48	26	26	

TOTALS	RPI 1-25		RPI 26-50		W-L RECORDS		RPI 51-100		RPI 101-150		RPI 150+
0- 3	0- 2		0- 0		OVERALL		0- 0		0- 0		0- 1
0- 1	0- 0		0- 0		HOME		0- 0		0- 0		0- 1
0- 2	0- 2		0- 0		AWAY		0- 0		0- 0		0- 0
0- 0	0- 0		0- 0		NEUTRAL		0- 0		0- 0		0- 0
0- 3	0- 2		0- 0		NON-CONFERENCE		0- 0		0- 0		0- 1
0- 1	0- 0		0- 0		HOME		0- 0		0- 0		0- 1
0- 2	0- 2		0- 0		AWAY		0- 0		0- 0		0- 0
0- 0	0- 0		0- 0		NEUTRAL		0- 0		0- 0		0- 0
0- 0	0- 0		0- 0		CONFERENCE		0- 0		0- 0		0- 0
0- 0	0- 0		0- 0		HOME		0- 0		0- 0		0- 0
0- 0	0- 0		0- 0		AWAY		0- 0		0- 0		0- 0
0- 0	0- 0		0- 0		NEUTRAL		0- 0		0- 0		0- 0

RPI 1-25					RPI 26-50					RPI 51-100					RPI 101+				
RPI	S	Opponent	Score		RPI	S	Opponent	Score		RPI	S	Opponent	Score		RPI	S	Opponent	Score	
12	A	Bayl or	49	94											152	H	South Al abama	49	53
16	A	Kentucky	41	91															
LAST 12 Di vi si on I GAMES:																			

Southern U.

Average RPI Win: 139

Average RPI Loss: 101

WON-LOST
RECORDWINNING
PCT. RANKLAST 10
GAMESSTRENGTH OF
SCHEDULEOPP. STRENGTH
OF SCHEDULETEAM
RPIADJ.
RPICONF.
RPIADJ CONF.
RPIDIV. I ONLY
DIV. I NON-CONF.2- 4
2- 4226
2260- 1
0- 1105
10580
80177
177177
17710
1010
10

TOTALS

RPI 1-25

RPI 26-50

W-L RECORDS

RPI 51-100

RPI 101-150

RPI 150+

2- 4

0- 0

0- 0

OVERALL

0- 3

1- 0

1- 1

2- 0

0- 0

0- 0

HOME

0- 0

1- 0

1- 0

0- 4

0- 0

0- 0

AWAY

0- 3

0- 0

0- 1

0- 0

0- 0

0- 0

NEUTRAL

0- 0

0- 0

0- 0

2- 4

0- 0

0- 0

NON-CONFERENCE

0- 3

1- 0

1- 1

2- 0

0- 0

0- 0

HOME

0- 0

1- 0

1- 0

0- 4

0- 0

0- 0

AWAY

0- 3

0- 0

0- 1

0- 0

0- 0

0- 0

NEUTRAL

0- 0

0- 0

0- 0

0- 0

0- 0

0- 0

CONFERENCE

0- 0

0- 0

0- 0

0- 0

0- 0

0- 0

HOME

0- 0

0- 0

0- 0

0- 0

0- 0

0- 0

AWAY

0- 0

0- 0

0- 0

0- 0

0- 0

0- 0

NEUTRAL

0- 0

0- 0

0- 0

RPI 1-25

RPI 26-50

RPI 51-100

RPI 101+



Team's RPI: 177



RPI S Opponent Score



RPI S Opponent Score



RPI S Opponent Score



RPI S Opponent Score



73  UC Davis 45 

74  UC Irvine 58 



99  UC Riverside 50 



110  BYU 67 



159  Oral Roberts 59 



167  San Diego 69 



LAST 12 Division I GAMES:



159  Oral Roberts 59 

110  BYU 67 

73  UC Davis 45 






74  UC Irvine 58 

167  San Diego 69 

99  UC Riverside 50 

Non-Div I Games:

Southern Utah

 Loss,  Non-Conf,  S Site,  H Home  A Away N Neutral

Average RPI Win:	324	WON-LOST	WINNING	LAST 10	STRENGTH OF	OPP. STRENGTH	TEAM	ADJ.	CONF.	ADJ CONF.
Average RPI Loss:	115	RECORD	PCT. RANK	GAMES	SCHEDULE	OF SCHEDULE	RPI	RPI	RPI	RPI
DIV. I ONLY	2- 5	252	0- 1	142	264	239	239	14	14	
DIV. I NON-CONF.	2- 5	252	0- 1	142	264	239	239	14	14	

TOTALS	RPI 1-25	RPI 26-50	W-L RECORDS	RPI 51-100	RPI 101-150	RPI 150+				
2- 5	0- 1	0- 1	OVERALL	0- 1	0- 0	2- 2				
1- 2	0- 1	0- 0	HOME	0- 0	0- 0	1- 1				
1- 2	0- 0	0- 1	AWAY	0- 0	0- 0	1- 1				
0- 1	0- 0	0- 0	NEUTRAL	0- 1	0- 0	0- 0				
2- 5	0- 1	0- 1	NON-CONFERENCE	0- 1	0- 0	2- 2				
1- 2	0- 1	0- 0	HOME	0- 0	0- 0	1- 1				
1- 2	0- 0	0- 1	AWAY	0- 0	0- 0	1- 1				
0- 1	0- 0	0- 0	NEUTRAL	0- 1	0- 0	0- 0				
0- 0	0- 0	0- 0	CONFERENCE	0- 0	0- 0	0- 0				
0- 0	0- 0	0- 0	HOME	0- 0	0- 0	0- 0				
0- 0	0- 0	0- 0	AWAY	0- 0	0- 0	0- 0				
0- 0	0- 0	0- 0	NEUTRAL	0- 0	0- 0	0- 0				

RPI 1-25				RPI 26-50				RPI 51-100				RPI 101+ Team's RPI: 239			
RPI	S	Opponent	Score	RPI	S	Opponent	Score	RPI	S	Opponent	Score	RPI	S	Opponent	Score
22	H	Bucknell	46 77	35	A	Denver	62 76	52	N	Ohio	53 70	175	A	Georgia	40 67
												290	H	Hofstra	59 67
												311	A	Niagara	76 48
												336	H	Canisius	100 94
LAST 12 Division I GAMES:															
22	H	Bucknell	46 77	35	A	Denver	62 76	52	N	Ohio	53 70	290	H	Hofstra	59 67
												336	H	Canisius	100 94
												175	A	Georgia	40 67
												311	A	Niagara	76 48

Non-Div I Games:

St. Bonaventure

Average RPI Win:	292	WON-LOST	WINNING	LAST 10	STRENGTH OF	OPP. STRENGTH	TEAM	ADJ.	CONF.	ADJ CONF.
Average RPI Loss:	250	RECORD	PCT. RANK	GAMES	SCHEDULE	OF SCHEDULE	RPI	RPI	RPI	RPI
DIV. I ONLY	3- 3	160	0- 1	306	343	276	276	31	31	
DIV. I NON-CONF.	3- 3	160	0- 1	306	343	276	276	31	31	

TOTALS	RPI 1-25	RPI 26-50	W-L RECORDS	RPI 51-100	RPI 101-150	RPI 150+				
3- 3	0- 0	0- 0	OVERALL	0- 0	0- 0	3- 3				
1- 0	0- 0	0- 0	HOME	0- 0	0- 0	1- 0				
1- 2	0- 0	0- 0	AWAY	0- 0	0- 0	1- 2				
1- 1	0- 0	0- 0	NEUTRAL	0- 0	0- 0	1- 1				
3- 3	0- 0	0- 0	NON-CONFERENCE	0- 0	0- 0	3- 3				
1- 0	0- 0	0- 0	HOME	0- 0	0- 0	1- 0				
1- 2	0- 0	0- 0	AWAY	0- 0	0- 0	1- 2				
1- 1	0- 0	0- 0	NEUTRAL	0- 0	0- 0	1- 1				
0- 0	0- 0	0- 0	CONFERENCE	0- 0	0- 0	0- 0				
0- 0	0- 0	0- 0	HOME	0- 0	0- 0	0- 0				
0- 0	0- 0	0- 0	AWAY	0- 0	0- 0	0- 0				
0- 0	0- 0	0- 0	NEUTRAL	0- 0	0- 0	0- 0				

RPI 1-25				RPI 26-50				RPI 51-100				RPI 101+				Team's RPI: 276
RPI	S	Opponent	Score	RPI	S	Opponent	Score	RPI	S	Opponent	Score	RPI	S	Opponent	Score	
												162	A	Seton Hall	77	100
												197	A	Morehead St.	101	94
												293	N	Valparaiso	76	78
												296	A	Army West Point	57	69
												333	N	Chicago St.	110	73
												346	H	Manhattan	73	65
LAST 12 Division I GAMES:																
				296	A	Army West Point	57	69								
				162	A	Seton Hall	77	100								
				197	A	Morehead St.	101	94								
				293	N	Valparaiso	76	78								
				333	N	Chicago St.	110	73								
				346	H	Manhattan	73	65								

Non-Div I Games: Mercy 102 51

St. Francis Brooklyn

Average RPI	Win:	211	WON-LOST	WINNING	LAST 10	STRENGTH OF	OPP. STRENGTH	TEAM	ADJ.	CONF.	ADJ CONF.
Average RPI	Loss:	3	RECORD	PCT. RANK	GAMES	SCHEDULE	OF SCHEDULE	RPI	RPI	RPI	RPI
DIV. I ONLY		5- 1		45	1- 0	197	46	56	56	7	7
DIV. I NON-CONF.		5- 1		45	1- 0	197	46	56	56	7	7

TOTALS	RPI 1-25		RPI 26-50		W-L RECORDS	RPI 51-100		RPI 101-150		RPI 150+	
5- 1	0- 1		0- 0		OVERALL	1- 0		0- 0		4- 0	
1- 0	0- 0		0- 0		HOME	0- 0		0- 0		1- 0	
2- 0	0- 0		0- 0		AWAY	0- 0		0- 0		2- 0	
2- 1	0- 1		0- 0		NEUTRAL	1- 0		0- 0		1- 0	
5- 1	0- 1		0- 0		NON-CONFERENCE	1- 0		0- 0		4- 0	
1- 0	0- 0		0- 0		HOME	0- 0		0- 0		1- 0	
2- 0	0- 0		0- 0		AWAY	0- 0		0- 0		2- 0	
2- 1	0- 1		0- 0		NEUTRAL	1- 0		0- 0		1- 0	
0- 0	0- 0		0- 0		CONFERENCE	0- 0		0- 0		0- 0	
0- 0	0- 0		0- 0		HOME	0- 0		0- 0		0- 0	
0- 0	0- 0		0- 0		AWAY	0- 0		0- 0		0- 0	
0- 0	0- 0		0- 0		NEUTRAL	0- 0		0- 0		0- 0	

RPI 1-25				RPI 26-50				RPI 51-100				RPI 101+			
RPI	S	Opponent	Score	RPI	S	Opponent	Score	RPI	S	Opponent	Score	RPI	S	Opponent	Score
3	N	UConn	55 65					83	N	Purdue	68 62	164	N	Ole Miss	64 59
												211	A	Iona	61 35
												296	A	Army West Point	60 49
												299	H	Delaware St.	82 44

LAST 12 Division I GAMES:															
								299	H	Delaware St.	82 44				
								164	N	Ole Miss	64 59				
								3	N	UConn	55 65				
								83	N	Purdue	68 62				
								296	A	Army West Point	60 49				
								211	A	Iona	61 35				

Non-Div I Games:

St. John's (NY)

Average RPI Win: 144

Average RPI Loss: 0

WON-LOST
RECORDWINNING
PCT. RANKLAST 10
GAMESSTRENGTH OF
SCHEDULEOPP. STRENGTH
OF SCHEDULETEAM
RPIADJ.
RPICONF.
RPIADJ CONF.
RPIDIV. I ONLY
DIV. I NON-CONF.6- 0
6- 01
11- 0
1- 0157
15756
5615
1515
152
22
2

TOTALS

RPI 1-25

RPI 26-50

W-L RECORDS

RPI 51-100

RPI 101-150

RPI 150+

6- 0

0- 0

0- 0

OVERALL

3- 0

1- 0

2- 0

3- 0

0- 0

0- 0

HOME

1- 0

1- 0

1- 0

1- 0

0- 0

0- 0

AWAY

0- 0

0- 0

1- 0

2- 0

0- 0

0- 0

NEUTRAL

2- 0

0- 0

0- 0

6- 0

0- 0

0- 0

NON-CONFERENCE

3- 0

1- 0

2- 0

3- 0

0- 0

0- 0

HOME

1- 0

1- 0

1- 0

1- 0

0- 0

0- 0

AWAY

0- 0

0- 0

1- 0

2- 0

0- 0

0- 0

NEUTRAL

2- 0

0- 0

0- 0

0- 0

0- 0

0- 0

CONFERENCE

0- 0

0- 0

0- 0

0- 0

0- 0

0- 0

HOME

0- 0

0- 0

0- 0

0- 0

0- 0

0- 0

AWAY

0- 0

0- 0

0- 0

0- 0

0- 0

0- 0

NEUTRAL

0- 0

0- 0

0- 0

RPI 1-25

Team's RPI: 15

RPI 26-50

RPI 51-100

RPI 101+

RPI S Opponent Score

RPI S Opponent Score

RPI S Opponent Score

RPI S Opponent Score

59 N American 71 49
 73 H UC Davis 71 43
 86 N FGCU 88 65

113 H Idaho 115 71
 267 H San Francisco 96 62
 268 A Hawai i 81 59

LAST 12 Division I GAMES:

268 A Hawai i 81 59
 59 N American 71 49
 86 N FGCU 88 65
 267 H San Francisco 96 62
 113 H Idaho 115 71
 73 H UC Davis 71 43

S
t
a
n
f
o
r
dS
t
a
n
f
o
r
d

Non-Div I Games:

Stanford

Average RPI	Win:	0	WON-LOST	WINNING	LAST 10	STRENGTH OF	OPP. STRENGTH	TEAM	ADJ.	CONF.	ADJ CONF.
Average RPI	Loss:	125	RECORD	PCT. RANK	GAMES	SCHEDULE	OF SCHEDULE	RPI	RPI	RPI	RPI
DIV. I ONLY		0- 6	321	0- 0	62	207	269	269	28	28	
DIV. I NON-CONF.		0- 6	321	0- 0	62	207	269	269	28	28	

TOTALS	RPI 1-25		RPI 26-50		W-L RECORDS	RPI 51-100		RPI 101-150		RPI 150+	
0- 6	0- 0		0- 1		OVERALL	0- 2		0- 1		0- 2	
0- 1	0- 0		0- 1		HOME	0- 0		0- 0		0- 0	
0- 2	0- 0		0- 0		AWAY	0- 2		0- 0		0- 0	
0- 3	0- 0		0- 0		NEUTRAL	0- 0		0- 1		0- 2	
0- 6	0- 0		0- 1		NON-CONFERENCE	0- 2		0- 1		0- 2	
0- 1	0- 0		0- 1		HOME	0- 0		0- 0		0- 0	
0- 2	0- 0		0- 0		AWAY	0- 2		0- 0		0- 0	
0- 3	0- 0		0- 0		NEUTRAL	0- 0		0- 1		0- 2	
0- 0	0- 0		0- 0		CONFERENCE	0- 0		0- 0		0- 0	
0- 0	0- 0		0- 0		HOME	0- 0		0- 0		0- 0	
0- 0	0- 0		0- 0		AWAY	0- 0		0- 0		0- 0	
0- 0	0- 0		0- 0		NEUTRAL	0- 0		0- 0		0- 0	

RPI 1-25				RPI 26-50				RPI 51-100				RPI 101+ Team's RPI: 269			
RPI	S	Opponent	Score	RPI	S	Opponent	Score	RPI	S	Opponent	Score	RPI	S	Opponent	Score
				43	H	UCF	55 78	51	A	Tul sa	54 55	143	N	Marist	69 76
								60	A	Al abama	47 59	160	N	Wright St.	44 57
												290	N	Hofstra	50 53
LAST 12 Division I GAMES:															
								60	A	Al abama	47 59				
								290	N	Hofstra	50 53				
								160	N	Wright St.	44 57				
								143	N	Marist	69 76				
								43	H	UCF	55 78				
								51	A	Tul sa	54 55				

Non-Div I Games: Webber Int'l 80 52

Stetson

Loss,
Non-Conf, S Site,
H Home
A Away
N Neutral

Average RPI Win: 246		WON-LOST	WINNING	LAST 10	STRENGTH OF		OPP. STRENGTH	TEAM	ADJ.	CONF.	ADJ CONF.
Loss: 131		RECORD	PCT. RANK	GAMES	SCHEDULE		OF SCHEDULE	RPI	RPI	RPI	RPI
DIV. I ONLY		5- 1	45	1- 0	256		215	109	109	25	25
DIV. I NON-CONF.		5- 1	45	1- 0	256		215	109	109	25	25
TOTALS		RPI 1-25	RPI 26-50	W-L RECORDS		RPI 51-100	RPI 101-150	RPI 150+			
5- 1	0- 0	0- 0		OVERALL		1- 0	0- 1	4- 0			
3- 0	0- 0	0- 0		HOME		0- 0	0- 0	3- 0			
2- 1	0- 0	0- 0		AWAY		1- 0	0- 1	1- 0			
0- 0	0- 0	0- 0		NEUTRAL		0- 0	0- 0	0- 0			
5- 1	0- 0	0- 0		NON-CONFERENCE		1- 0	0- 1	4- 0			
3- 0	0- 0	0- 0		HOME		0- 0	0- 0	3- 0			
2- 1	0- 0	0- 0		AWAY		1- 0	0- 1	1- 0			
0- 0	0- 0	0- 0		NEUTRAL		0- 0	0- 0	0- 0			
0- 0	0- 0	0- 0		CONFERENCE		0- 0	0- 0	0- 0			
0- 0	0- 0	0- 0		HOME		0- 0	0- 0	0- 0			
0- 0	0- 0	0- 0		AWAY		0- 0	0- 0	0- 0			
0- 0	0- 0	0- 0		NEUTRAL		0- 0	0- 0	0- 0			

RPI 1-25				RPI 26-50				RPI 51-100				RPI 101+				Team's RPI: 109	
RPI	S	Opponent	Score	RPI	S	Opponent	Score	RPI	S	Opponent	Score	RPI	S	Opponent	Score		
								72	A	Penn St.	81 70	131	A	Rutgers	47	61	
												251	H	Cornell I	63	61	
												271	H	Ga. Southern	72	43	
												290	H	Hofstra	77	49	
												346	A	Manhattan	79	48	
LAST 12 Division I GAMES:																	
				251	H	Cornell I	63 61										
				72	A	Penn St.	81 70										
				271	H	Ga. Southern	72 43										
				346	A	Manhattan	79 48										
				290	H	Hofstra	77 49										
				131	A	Rutgers	47 61										

Non-Div I Games: SUNY New Paltz 87 50

Stony Brook

Average RPI Win: 137

Average RPI Loss: 9

WON-LOST
RECORDWINNING
PCT. RANKLAST 10
GAMESSTRENGTH OF
SCHEDULEOPP. STRENGTH
OF SCHEDULETEAM
RPIADJ.
RPICONF.
RPIADJ CONF.
RPIDIV. I ONLY
DIV. I NON-CONF.6- 2
6- 268
680- 1
0- 116
1695
958
88
81
11
1

TOTALS

RPI 1-25

RPI 26-50

W-L RECORDS

RPI 51-100

RPI 101-150

RPI 150+

6- 2 1- 2

3- 0 1- 0

0- 2 0- 2

3- 0 0- 0

0- 0

0- 0

0- 0

0- 0

OVERALL

1- 0

0- 0

0- 0

1- 0

HOME

AWAY

NEUTRAL

NON-CONFERENCE

1- 0

0- 0

0- 0

0- 0

HOME

AWAY

NEUTRAL

CONFERENCE

0- 0

0- 0

0- 0

0- 0

HOME

AWAY

NEUTRAL

0- 0 0- 0

0- 0 0- 0

0- 0 0- 0

0- 0 0- 0

0- 0

0- 0

0- 0

0- 0

RPI	S	Opponent	Score
4	A	Oregon	73 75
13	A	Minnesota	68 72
22	H	Bucknell	70 56

RPI	S	Opponent	Score
-----	---	----------	-------

RPI	S	Opponent	Score
89	N	DePaul	83 81

RPI	S	Opponent	Score
116	H	Texas A&M	75 65
155	H	North Dakota	85 49
202	N	Kansas St.	70 61
235	N	Princeton	92 61

LAST 12 Division I GAMES:

4	A	Oregon	73	75	13	A	Minnesota	68	72
155	H	North Dakota	85	49	89	N	DePaul	83	81
					235	N	Princeton	92	61
					202	N	Kansas St.	70	61
					22	H	Bucknell	70	56
					116	H	Texas A&M	75	65

Non-Div I Games:

Syracuse

Loss,
 Non-Conf,
 S Site,
 H Home
A Away
 N Neutral

Average RPI Win: **164**
 Average RPI Loss: **110**

WON-LOST
RECORD

WINNING
PCT. RANK

LAST 10
GAMES

STRENGTH OF
SCHEDULE

OPP. STRENGTH
OF SCHEDULE

TEAM
RPI

ADJ.
RPI

CONF.
RPI

ADJ CONF.
RPI

DIV. I ONLY	5- 1	45	1- 0	132	89	42	42	3	3
DIV. I NON-CONF.	5- 1	45	1- 0	132	89	42	42	3	3
TOTALS	RPI 1-25	RPI 26-50	W-L RECORDS	RPI 51-100	RPI 101-150	RPI 150+			
5- 1	0- 0	1- 0	OVERALL	0- 0	0- 1	4- 0			
3- 0	0- 0	1- 0	HOME	0- 0	0- 0	2- 0			
2- 0	0- 0	0- 0	AWAY	0- 0	0- 0	2- 0			
0- 1	0- 0	0- 0	NEUTRAL	0- 0	0- 1	0- 0			
5- 1	0- 0	1- 0	NON-CONFERENCE	0- 0	0- 1	4- 0			
3- 0	0- 0	1- 0	HOME	0- 0	0- 0	2- 0			
2- 0	0- 0	0- 0	AWAY	0- 0	0- 0	2- 0			
0- 1	0- 0	0- 0	NEUTRAL	0- 0	0- 1	0- 0			
0- 0	0- 0	0- 0	CONFERENCE	0- 0	0- 0	0- 0			
0- 0	0- 0	0- 0	HOME	0- 0	0- 0	0- 0			
0- 0	0- 0	0- 0	AWAY	0- 0	0- 0	0- 0			
0- 0	0- 0	0- 0	NEUTRAL	0- 0	0- 0	0- 0			

RPI	S	Opponent	Score	RPI	S	Opponent	Score	RPI	S	Opponent	Score
50	H	Duquesne	61 48								
164	A	Ole Miss	55 50	217	H	Mississippi Val.	96 47				
224	A	San Diego St.	81 64	50	H	Duquesne	61 48				
110	N	BYU	58 61								
163	H	SMU	65 63								

LAST 12 Division I GAMES:

164	A	Ole Miss	55	50	217	H	Mississippi Val.	96	47
224	A	San Diego St.	81	64	50	H	Duquesne	61	48
110	N	BYU	58	61					
163	H	SMU	65	63					

T
C
U

T
C
U

Non-Div I Games:

TCU

Average RPI	Win: 309	WON-LOST RECORD	WINNING PCT. RANK	LAST 10 GAMES	STRENGTH OF SCHEDULE	OPP. STRENGTH OF SCHEDULE	TEAM RPI	ADJ. RPI	CONF. RPI	ADJ CONF. RPI
Average RPI	Loss: 128									
DIV. I ONLY		2- 4	226	0- 1	206	183	223	223	8	8
DIV. I NON-CONF.		2- 4	226	0- 1	206	183	223	223	8	8

TOTALS	RPI 1-25		RPI 26-50		W-L RECORDS		RPI 51-100		RPI 101-150	RPI 150+
2- 4	0- 0		0- 1		OVERALL		0- 0		0- 1	2- 2
1- 0	0- 0		0- 0		HOME		0- 0		0- 0	1- 0
1- 3	0- 0		0- 1		AWAY		0- 0		0- 1	1- 1
0- 1	0- 0		0- 0		NEUTRAL		0- 0		0- 0	0- 1
2- 4	0- 0		0- 1		NON-CONFERENCE		0- 0		0- 1	2- 2
1- 0	0- 0		0- 0		HOME		0- 0		0- 0	1- 0
1- 3	0- 0		0- 1		AWAY		0- 0		0- 1	1- 1
0- 1	0- 0		0- 0		NEUTRAL		0- 0		0- 0	0- 1
0- 0	0- 0		0- 0		CONFERENCE		0- 0		0- 0	0- 0
0- 0	0- 0		0- 0		HOME		0- 0		0- 0	0- 0
0- 0	0- 0		0- 0		AWAY		0- 0		0- 0	0- 0
0- 0	0- 0		0- 0		NEUTRAL		0- 0		0- 0	0- 0

RPI 1-25				RPI 26-50				RPI 51-100				RPI 101+ Team's RPI: 223			
RPI	S	Opponent	Score	RPI	S	Opponent	Score	RPI	S	Opponent	Score	RPI	S	Opponent	Score
				28	A	Mi ami (FL)	61 73					143	A	Marist	68 74
												164	A	Ole Mi ss	55 62
												178	N	Radford	50 56
												299	H	Del aware St.	75 61
												319	A	Saint Joseph' s	58 52
LAST 12 Division I GAMES:															
				319	A	Saint Joseph' s	58 52	28	A	Mi ami (FL)	61 73				
				299	H	Del aware St.	75 61	178	N	Radford	50 56				
								143	A	Marist	68 74				
								164	A	Ole Mi ss	55 62				

Non-Div I Games:

Temple

Tennessee

T
e
n
n
e
s
s
e
e

Tennessee

Average RPI Win:	0	WON-LOST	WINNING	LAST 10	STRENGTH OF	OPP. STRENGTH	TEAM	ADJ.	CONF.	ADJ CONF.
Average RPI Loss:	176	RECORD	PCT. RANK	GAMES	SCHEDULE	OF SCHEDULE	RPI	RPI	RPI	RPI
DIV. I ONLY	0- 8	321	0- 1	111	276	303	303	20	20	
DIV. I NON-CONF.	0- 8	321	0- 1	111	276	303	303	20	20	

TOTALS	RPI 1-25	RPI 26-50	W-L RECORDS	RPI 51-100	RPI 101-150	RPI 150+				
0- 8	0- 0	0- 0	OVERALL	0- 0	0- 3	0- 5				
0- 1	0- 0	0- 0	HOME	0- 0	0- 0	0- 1				
0- 4	0- 0	0- 0	AWAY	0- 0	0- 0	0- 4				
0- 3	0- 0	0- 0	NEUTRAL	0- 0	0- 3	0- 0				
0- 8	0- 0	0- 0	NON-CONFERENCE	0- 0	0- 3	0- 5				
0- 1	0- 0	0- 0	HOME	0- 0	0- 0	0- 1				
0- 4	0- 0	0- 0	AWAY	0- 0	0- 0	0- 4				
0- 3	0- 0	0- 0	NEUTRAL	0- 0	0- 3	0- 0				
0- 0	0- 0	0- 0	CONFERENCE	0- 0	0- 0	0- 0				
0- 0	0- 0	0- 0	HOME	0- 0	0- 0	0- 0				
0- 0	0- 0	0- 0	AWAY	0- 0	0- 0	0- 0				
0- 0	0- 0	0- 0	NEUTRAL	0- 0	0- 0	0- 0				

RPI 1-25				RPI 26-50				RPI 51-100				RPI 101+				Team's RPI: 303
RPI	S	Opponent	Score	RPI	S	Opponent	Score	RPI	S	Opponent	Score	RPI	S	Opponent	Score	
												119	N	Pittsburgh	56	78
												125	N	Arkansas	55	79
												133	N	Wisconsin	53	58
												151	A	Vanderbilt	63	89
												152	H	South Alabama	56	78
												185	A	Troy	67	92
												218	A	Alabama A&M	57	67
												321	A	Lipscomb	62	64

LAST 12 Division I GAMES:																
185	A	Troy	67	92	152	H	South Alabama	56	78	119	N	Pittsburgh	56	78		
218	A	Alabama A&M	57	67	133	N	Wisconsin	53	58	125	N	Arkansas	55	79		
321	A	Lipscomb	62	64	151	A	Vanderbilt	63	89							

Non-Div I Games:

Tennessee St.

Average RPI Win: 260		WON-LOST RECORD		WINNING PCT. RANK		LAST 10 GAMES		STRENGTH OF SCHEDULE		OPP. STRENGTH OF SCHEDULE		TEAM RPI		ADJ. RPI		CONF. RPI		ADJ CONF. RPI	
DIV. I ONLY		3- 2		123		0- 1		183		194		153		153		20		20	
DIV. I NON-CONF.		3- 2		123		0- 1		183		194		153		153		20		20	
TOTALS		RPI 1-25		RPI 26-50		W-L RECORDS		RPI 51-100		RPI 101-150		RPI 150+							
3- 2		0- 0		0- 1		OVERALL		0- 1		1- 0		2- 0							
2- 0		0- 0		0- 0		HOME		0- 0		1- 0		1- 0							
1- 1		0- 0		0- 0		AWAY		0- 1		0- 0		1- 0							
0- 1		0- 0		0- 1		NEUTRAL		0- 0		0- 0		0- 0							
3- 2		0- 0		0- 1		NON-CONFERENCE		0- 1		1- 0		2- 0							
2- 0		0- 0		0- 0		HOME		0- 0		1- 0		1- 0							
1- 1		0- 0		0- 0		AWAY		0- 1		0- 0		1- 0							
0- 1		0- 0		0- 1		NEUTRAL		0- 0		0- 0		0- 0							
0- 0		0- 0		0- 0		CONFERENCE		0- 0		0- 0		0- 0							
0- 0		0- 0		0- 0		HOME		0- 0		0- 0		0- 0							
0- 0		0- 0		0- 0		AWAY		0- 0		0- 0		0- 0							
0- 0		0- 0		0- 0		NEUTRAL		0- 0		0- 0		0- 0							

RPI 1-25				RPI 26-50				RPI 51-100				RPI 101+ Team's RPI: 153			
RPI	S	Opponent	Score	RPI	S	Opponent	Score	RPI	S	Opponent	Score	RPI	S	Opponent	Score
				40	N	Old Domini on	73 80	78	A	Xavi er	60 70	112	H	Mi ddl e Tenn.	68 64
												324	H	Western Caro.	77 58
												345	A	Charleston So.	77 55
LAST 12 Division I GAMES:															
				40	N	Old Domini on	73 80	112	H	Mi ddl e Tenn.	68 64				
				345	A	Charleston So.	77 55	78	A	Xavi er	60 70				
				324	H	Western Caro.	77 58								

Non-Div I Games: Cumberland (TN) 88 55

Tennessee Tech

Average RPI	Win:	144	WON-LOST	WINNING	LAST 10	STRENGTH OF	OPP. STRENGTH	TEAM	ADJ.	CONF.	ADJ CONF.
Average RPI	Loss:	0	RECORD	PCT. RANK	GAMES	SCHEDULE	OF SCHEDULE	RPI	RPI	RPI	RPI
DIV. I ONLY		7- 0		1	2- 0	180	31	17	17	3	3
DIV. I NON-CONF.		7- 0		1	2- 0	180	31	17	17	3	3

TOTALS	RPI 1-25		RPI 26-50		W-L RECORDS	RPI 51-100		RPI 101-150		RPI 150+	
7- 0	2- 0		1- 0		OVERALL	0- 0		1- 0		3- 0	
3- 0	0- 0		1- 0		HOME	0- 0		0- 0		2- 0	
1- 0	0- 0		0- 0		AWAY	0- 0		0- 0		1- 0	
3- 0	2- 0		0- 0		NEUTRAL	0- 0		1- 0		0- 0	
7- 0	2- 0		1- 0		NON-CONFERENCE	0- 0		1- 0		3- 0	
3- 0	0- 0		1- 0		HOME	0- 0		0- 0		2- 0	
1- 0	0- 0		0- 0		AWAY	0- 0		0- 0		1- 0	
3- 0	2- 0		0- 0		NEUTRAL	0- 0		1- 0		0- 0	
0- 0	0- 0		0- 0		CONFERENCE	0- 0		0- 0		0- 0	
0- 0	0- 0		0- 0		HOME	0- 0		0- 0		0- 0	
0- 0	0- 0		0- 0		AWAY	0- 0		0- 0		0- 0	
0- 0	0- 0		0- 0		NEUTRAL	0- 0		0- 0		0- 0	

RPI	S	Opponent	Score	RPI	S	Opponent	Score	RPI	S	Opponent	Score	RPI	S	Opponent	Score
20	N	Michigan	69 52	50	H	Duquesne	78 41					111	N	Fordham	72 54
21	N	Quinnipiac	56 55									213	H	UTSA	98 54
												250	A	North Texas	64 54
												340	H	McNeese	96 40
LAST 12 Division I GAMES:															
340	H	McNeese	96 40	111	N	Fordham	72 54								
250	A	North Texas	64 54	20	N	Michigan	69 52								
50	H	Duquesne	78 41	213	H	UTSA	98 54								
				21	N	Quinnipiac	56 55								

Non-Div I Games:

Texas

Average RPI	Win:	206	WON-LOST	WINNING	LAST 10	STRENGTH OF	OPP. STRENGTH	TEAM	ADJ.	CONF.	ADJ CONF.
Average RPI	Loss:	13	RECORD	PCT. RANK	GAMES	SCHEDULE	OF SCHEDULE	RPI	RPI	RPI	RPI
DIV. I ONLY		4- 2		97	0- 1	162	49	116	116	5	5
DIV. I NON-CONF.		4- 2		97	0- 1	162	49	116	116	5	5

TOTALS	RPI 1-25		RPI 26-50		W-L RECORDS	RPI 51-100		RPI 101-150		RPI 150+	
4- 2	0- 2		0- 0		OVERALL	0- 0		0- 0		4- 0	
3- 1	0- 1		0- 0		HOME	0- 0		0- 0		3- 0	
1- 1	0- 1		0- 0		AWAY	0- 0		0- 0		1- 0	
0- 0	0- 0		0- 0		NEUTRAL	0- 0		0- 0		0- 0	
4- 2	0- 2		0- 0		NON-CONFERENCE	0- 0		0- 0		4- 0	
3- 1	0- 1		0- 0		HOME	0- 0		0- 0		3- 0	
1- 1	0- 1		0- 0		AWAY	0- 0		0- 0		1- 0	
0- 0	0- 0		0- 0		NEUTRAL	0- 0		0- 0		0- 0	
0- 0	0- 0		0- 0		CONFERENCE	0- 0		0- 0		0- 0	
0- 0	0- 0		0- 0		HOME	0- 0		0- 0		0- 0	
0- 0	0- 0		0- 0		AWAY	0- 0		0- 0		0- 0	
0- 0	0- 0		0- 0		NEUTRAL	0- 0		0- 0		0- 0	

RPI 1-25				RPI 26-50				RPI 51-100				RPI 101+ Team's RPI: 116			
RPI	S	Opponent	Score	RPI	S	Opponent	Score	RPI	S	Opponent	Score	RPI	S	Opponent	Score
8	A	Syracuse	65 75									181	H	Arkansas St.	97 56
18	H	Lamar University	68 74									199	H	Rice	65 54
												200	A	Little Rock	61 40
												242	H	Jacksonville	73 53
LAST 12 Division I GAMES:															
18	H	Lamar University	68 74	8	A	Syracuse	65 75	242	H	Jacksonville	73 53				
181	H	Arkansas St.	97 56	199	H	Rice	65 54								
200	A	Little Rock	61 40												

Non-Div I Games:

Texas A&M

Average RPI	Win: 351	WON-LOST	WINNING	LAST 10	STRENGTH OF	OPP. STRENGTH	TEAM	ADJ.	CONF.	ADJ CONF.
Average RPI	Loss: 127	RECORD	PCT. RANK	GAMES	SCHEDULE	OF SCHEDULE	RPI	RPI	RPI	RPI
DIV. I ONLY	1- 4	277	1- 0	171	323	270	270	26	26	
DIV. I NON-CONF.	1- 4	277	1- 0	171	323	270	270	26	26	

TOTALS	RPI 1-25	RPI 26-50	W-L RECORDS	RPI 51-100	RPI 101-150	RPI 150+				
1- 4	0- 1	0- 0	OVERALL	0- 1	0- 0	1- 2				
0- 0	0- 0	0- 0	HOME	0- 0	0- 0	0- 0				
1- 2	0- 1	0- 0	AWAY	0- 0	0- 0	1- 1				
0- 2	0- 0	0- 0	NEUTRAL	0- 1	0- 0	0- 1				
1- 4	0- 1	0- 0	NON-CONFERENCE	0- 1	0- 0	1- 2				
0- 0	0- 0	0- 0	HOME	0- 0	0- 0	0- 0				
1- 2	0- 1	0- 0	AWAY	0- 0	0- 0	1- 1				
0- 2	0- 0	0- 0	NEUTRAL	0- 1	0- 0	0- 1				
0- 0	0- 0	0- 0	CONFERENCE	0- 0	0- 0	0- 0				
0- 0	0- 0	0- 0	HOME	0- 0	0- 0	0- 0				
0- 0	0- 0	0- 0	AWAY	0- 0	0- 0	0- 0				
0- 0	0- 0	0- 0	NEUTRAL	0- 0	0- 0	0- 0				

RPI 1-25				RPI 26-50				RPI 51-100				RPI 101+ Team's RPI: 270			
RPI	S	Opponent	Score	RPI	S	Opponent	Score	RPI	S	Opponent	Score	RPI	S	Opponent	Score
23	A	Tulane	56 62					95	N	Abilene Christian	39 81	192	N	Nicholls St.	57 58
												199	A	Rice	71 76
												351	A	Savannah St.	65 41

LAST 12 Division I GAMES:															
199	A	Rice	71 76	351	A	Savannah St.	65 41	192	N	Nicholls St.	57 58				
23	A	Tulane	56 62	95	N	Abilene Christian	39 81								

Non-Div I Games: Paul Quinn 83 54

Texas Southern

Average RPI Win: 218

Average RPI Loss: 85

WON-LOST
RECORDWINNING
PCT. RANKLAST 10
GAMESSTRENGTH OF
SCHEDULEOPP. STRENGTH
OF SCHEDULETEAM
RPIADJ.
RPICONF.
RPIADJ CONF.
RPIDIV. I ONLY
DIV. I NON-CONF.3- 4
3- 4193
1930- 1
0- 198
98149
149148
148148
14821
2121
21

TOTALS

RPI 1-25

RPI 26-50

W-L RECORDS

RPI 51-100

RPI 101-150

RPI 150+

3- 4

0- 0

0- 1

OVERALL

0- 2

0- 0

3- 1

1- 2

0- 0

0- 0

HOME

0- 1

0- 0

1- 1

2- 2

0- 0

0- 1

AWAY

0- 1

0- 0

2- 0

0- 0

0- 0

0- 0

NEUTRAL

0- 0

0- 0

0- 0

3- 4

0- 0

0- 1

NON-CONFERENCE

0- 2

0- 0

3- 1

1- 2

0- 0

0- 0

HOME

0- 1

0- 0

1- 1

2- 2

0- 0

0- 1

AWAY

0- 1

0- 0

2- 0

0- 0

0- 0

0- 0

NEUTRAL

0- 0

0- 0

0- 0

0- 0

0- 0

0- 0

CONFERENCE

0- 0

0- 0

0- 0

0- 0

0- 0

0- 0

HOME

0- 0

0- 0

0- 0

0- 0

0- 0

0- 0

AWAY

0- 0

0- 0

0- 0

0- 0

0- 0

0- 0

NEUTRAL

0- 0

0- 0

0- 0

RPI 1-25

RPI 26-50

RPI 51-100

RPI 101+

Team's RPI: 148

RPI S Opponent Score

RPI S Opponent Score

RPI S Opponent Score

RPI S Opponent Score

26 A Oklahoma St. 55 66

53 A New Mexico 51 82

159 H Oral Roberts 64 81

100 H Montana St. 59 67

192 H Nicholls St. 72 67

213 A UTSA 68 60

249 A A&M-Corpus Christi 60 53

LAST 12 Division I GAMES:

100 H Montana St. 59 67

159 H Oral Roberts 64 81

192 H Nicholls St. 72 67

213 A UTSA 68 60

26 A Oklahoma St. 55 66

53 A New Mexico 51 82

249 A A&M-Corpus Christi 60 53

Non-Div I Games:

Texas St.

Loss, Non-Conf, S Site, H Home A Away N Neutral

Average RPI	Win:	212	WON-LOST	WINNING	LAST 10	STRENGTH OF	OPP. STRENGTH	TEAM	ADJ.	CONF.	ADJ CONF.
Average RPI	Loss:	113	RECORD	PCT. RANK	GAMES	SCHEDULE	OF SCHEDULE	RPI	RPI	RPI	RPI
DIV. I ONLY		5- 1		45	1- 0	209	163	141	141	3	3
DIV. I NON-CONF.		5- 1		45	1- 0	209	163	141	141	3	3

TOTALS	RPI 1-25		RPI 26-50		W-L RECORDS	RPI 51-100		RPI 101-150		RPI 150+	
5- 1	0- 0		0- 0		OVERALL	1- 0		0- 1		4- 0	
5- 1	0- 0		0- 0		HOME	1- 0		0- 1		4- 0	
0- 0	0- 0		0- 0		AWAY	0- 0		0- 0		0- 0	
0- 0	0- 0		0- 0		NEUTRAL	0- 0		0- 0		0- 0	
5- 1	0- 0		0- 0		NON-CONFERENCE	1- 0		0- 1		4- 0	
5- 1	0- 0		0- 0		HOME	1- 0		0- 1		4- 0	
0- 0	0- 0		0- 0		AWAY	0- 0		0- 0		0- 0	
0- 0	0- 0		0- 0		NEUTRAL	0- 0		0- 0		0- 0	
0- 0	0- 0		0- 0		CONFERENCE	0- 0		0- 0		0- 0	
0- 0	0- 0		0- 0		HOME	0- 0		0- 0		0- 0	
0- 0	0- 0		0- 0		AWAY	0- 0		0- 0		0- 0	
0- 0	0- 0		0- 0		NEUTRAL	0- 0		0- 0		0- 0	

RPI 1-25				RPI 26-50				RPI 51-100				RPI 101+				Team's RPI: 141
RPI	S	Opponent	Score	RPI	S	Opponent	Score	RPI	S	Opponent	Score	RPI	S	Opponent	Score	
								97	H	SFA	77 69	113	H	Idaho	77 88	
												205	H	Houston Baptist	82 76	
												247	H	La. -Monroe	86 42	
												249	H	A&M-Corpus Christi	78 61	
												260	H	Jacksonville St.	71 58	
LAST 12 Division I GAMES:																
113	H	Idaho	77 88	97	H	SFA	77 69	205	H	Houston Baptist	82 76	249	H	A&M-Corpus Christi	78 61	
247	H	La. -Monroe	86 42													
260	H	Jacksonville St.	71 58													

Non-Div I Games:

Texas Tech

Average RPI Win:	166	WON-LOST	WINNING	LAST 10	STRENGTH OF	OPP. STRENGTH	TEAM	ADJ.	CONF.	ADJ CONF.
Average RPI Loss:	137	RECORD	PCT. RANK	GAMES	SCHEDULE	OF SCHEDULE	RPI	RPI	RPI	RPI
DIV. I ONLY	5- 2	80	1- 0	243	43	93	93	11	11	
DIV. I NON-CONF.	5- 2	80	1- 0	243	43	93	93	11	11	
TOTALS	RPI 1-25	RPI 26-50	W-L RECORDS	RPI 51-100	RPI 101-150	RPI 150+				
5- 2	0- 0	2- 0	OVERALL	0- 0	0- 2	3- 0				
2- 0	0- 0	1- 0	HOME	0- 0	0- 0	1- 0				
3- 2	0- 0	1- 0	AWAY	0- 0	0- 2	2- 0				
0- 0	0- 0	0- 0	NEUTRAL	0- 0	0- 0	0- 0				
5- 2	0- 0	2- 0	NON-CONFERENCE	0- 0	0- 2	3- 0				
2- 0	0- 0	1- 0	HOME	0- 0	0- 0	1- 0				
3- 2	0- 0	1- 0	AWAY	0- 0	0- 2	2- 0				
0- 0	0- 0	0- 0	NEUTRAL	0- 0	0- 0	0- 0				
0- 0	0- 0	0- 0	CONFERENCE	0- 0	0- 0	0- 0				
0- 0	0- 0	0- 0	HOME	0- 0	0- 0	0- 0				
0- 0	0- 0	0- 0	AWAY	0- 0	0- 0	0- 0				
0- 0	0- 0	0- 0	NEUTRAL	0- 0	0- 0	0- 0				

RPI	S	Opponent	Score	RPI	S	Opponent	Score	RPI	S	Opponent	Score	RPI	S	Opponent	Score
29	A	Bel mont	78 69	50	H	Duquesne	65 52	124	A	Mai ne	59 73	149	A	Dayton	49 70
211	H	I ona	84 38	245	A	Memphi s	58 48	293	A	Val parai so	65 59	211	H	I ona	84 38
124	A	Mai ne	59 73	245	A	Memphi s	58 48	124	A	Mai ne	59 73	293	A	Val parai so	65 59
29	A	Bel mont	78 69	50	H	Duquesne	65 52	149	A	Dayton	49 70	293	A	Val parai so	65 59
245	A	Memphi s	58 48	211	H	I ona	84 38	211	H	I ona	84 38	245	A	Memphi s	58 48
293	A	Val parai so	65 59	124	A	Mai ne	59 73	124	A	Mai ne	59 73	293	A	Val parai so	65 59

LAST 12 Division I GAMES:

245	A	Memphi s	58	48	149	A	Dayton	49	70
29	A	Bel mont	78	69	50	H	Duquesne	65	52
293	A	Val parai so	65	59	211	H	I ona	84	38
					124	A	Mai ne	59	73

Non-Div I Games:

Toledo

Average RPI	Win:	246	WON-LOST	WINNING	LAST 10	STRENGTH OF	OPP. STRENGTH	TEAM	ADJ.	CONF.	ADJ CONF.
Average RPI	Loss:	200	RECORD	PCT. RANK	GAMES	SCHEDULE	OF SCHEDULE	RPI	RPI	RPI	RPI
DIV. I ONLY		3- 3		160	0- 1	301	184	228	228	13	13
DIV. I NON-CONF.		3- 3		160	0- 1	301	184	228	228	13	13

TOTALS	RPI 1-25		RPI 26-50		W-L RECORDS	RPI 51-100		RPI 101-150		RPI 150+	
3- 3	0- 0		0- 0		OVERALL	0- 0		0- 0		3- 3	
2- 0	0- 0		0- 0		HOME	0- 0		0- 0		2- 0	
1- 3	0- 0		0- 0		AWAY	0- 0		0- 0		1- 3	
0- 0	0- 0		0- 0		NEUTRAL	0- 0		0- 0		0- 0	
3- 3	0- 0		0- 0		NON-CONFERENCE	0- 0		0- 0		3- 3	
2- 0	0- 0		0- 0		HOME	0- 0		0- 0		2- 0	
1- 3	0- 0		0- 0		AWAY	0- 0		0- 0		1- 3	
0- 0	0- 0		0- 0		NEUTRAL	0- 0		0- 0		0- 0	
0- 0	0- 0		0- 0		CONFERENCE	0- 0		0- 0		0- 0	
0- 0	0- 0		0- 0		HOME	0- 0		0- 0		0- 0	
0- 0	0- 0		0- 0		AWAY	0- 0		0- 0		0- 0	
0- 0	0- 0		0- 0		NEUTRAL	0- 0		0- 0		0- 0	

RPI 1-25				RPI 26-50				RPI 51-100				RPI 101+ Team's RPI: 228			
RPI	S	Opponent	Score	RPI	S	Opponent	Score	RPI	S	Opponent	Score	RPI	S	Opponent	Score
												171	A	Wake Forest	53 60
												190	H	Massachusetts	78 53
												204	A	George Washington	63 76
												226	A	Mt. St. Mary's	78 87
												232	A	UMBC	71 62
												315	H	La Salle	92 68

LAST 12 Division I GAMES:															
				232	A	UMBC	71 62	204	A	George Washington	63 76				
				315	H	La Salle	92 68	226	A	Mt. St. Mary's	78 87				
				190	H	Massachusetts	78 53								
				171	A	Wake Forest	53 60								

Non-Div I Games:

Towson

Average RPI Win: 220
Average RPI Loss: 54

Average RPI	Win: 220	WON-LOST	WINNING	LAST 10	STRENGTH OF	OPP. STRENGTH	TEAM	ADJ.	CONF.	ADJ CONF.
Average RPI	Loss: 54	RECORD	PCT. RANK	GAMES	SCHEDULE	OF SCHEDULE	RPI	RPI	RPI	RPI
DIV. I ONLY		6- 1	33	1- 0	344	21	185	185	21	21
DIV. I NON-CONF.		6- 1	33	1- 0	344	21	185	185	21	21

TOTALS	RPI 1-25		RPI 26-50		W-L RECORDS		RPI 51-100		RPI 101-150	RPI 150+
6- 1	0- 0		0- 0		OVERALL		0- 1		1- 0	5- 0
3- 0	0- 0		0- 0		HOME		0- 0		0- 0	3- 0
1- 1	0- 0		0- 0		AWAY		0- 1		0- 0	1- 0
2- 0	0- 0		0- 0		NEUTRAL		0- 0		1- 0	1- 0
6- 1	0- 0		0- 0		NON-CONFERENCE		0- 1		1- 0	5- 0
3- 0	0- 0		0- 0		HOME		0- 0		0- 0	3- 0
1- 1	0- 0		0- 0		AWAY		0- 1		0- 0	1- 0
2- 0	0- 0		0- 0		NEUTRAL		0- 0		1- 0	1- 0
0- 0	0- 0		0- 0		CONFERENCE		0- 0		0- 0	0- 0
0- 0	0- 0		0- 0		HOME		0- 0		0- 0	0- 0
0- 0	0- 0		0- 0		AWAY		0- 0		0- 0	0- 0
0- 0	0- 0		0- 0		NEUTRAL		0- 0		0- 0	0- 0

RPI 1-25				RPI 26-50				RPI 51-100				RPI 101+			
RPI	S	Opponent	Score	RPI	S	Opponent	Score	RPI	S	Opponent	Score	RPI	S	Opponent	Score
								54	A	Florida St.	67 103	106	N	Sam Houston St.	84 79
												184	H	Samford	72 52
												217	N	Mississippi Val.	75 54
												254	H	Alabama St.	116 46
												258	A	ETSU	84 66
												303	H	Tennessee St.	92 67
LAST 12 Division I GAMES:															
												106	N	Sam Houston St.	84 79
												258	A	ETSU	84 66
												303	H	Tennessee St.	92 67
												184	H	Samford	72 52
												54	A	Florida St.	67 103

Troy

T
u
l
a
n
e

Tulane				Through Games Of Dec. 1, 2018																			
Average RPI Win:		181	WON-LOST RECORD		WINNING PCT. RANK		LAST 10 GAMES		STRENGTH OF SCHEDULE		OPP. STRENGTH OF SCHEDULE		TEAM RPI		ADJ. RPI		CONF. RPI		ADJ CONF. RPI				
Average RPI Loss:		2																					
DIV. I ONLY			6- 1		33		1- 0		92		39		23		23		8		8				
DIV. I NON-CONF.			6- 1		33		1- 0		92		39		23		23		8		8				
TOTALS		RPI 1-25		RPI 26-50		W-L RECORDS		RPI 51-100		RPI 101-150		RPI 150+											
6- 1		0- 1		1- 0		OVERALL		1- 0		0- 0		4- 0											
4- 0		0- 0		0- 0		HOME		1- 0		0- 0		3- 0											
1- 0		0- 0		1- 0		AWAY		0- 0		0- 0		0- 0											
1- 1		0- 1		0- 0		NEUTRAL		0- 0		0- 0		1- 0											
6- 1		0- 1		1- 0		NON-CONFERENCE		1- 0		0- 0		4- 0											
4- 0		0- 0		0- 0		HOME		1- 0		0- 0		3- 0											
1- 0		0- 0		1- 0		AWAY		0- 0		0- 0		0- 0											
1- 1		0- 1		0- 0		NEUTRAL		0- 0		0- 0		1- 0											
0- 0		0- 0		0- 0		CONFERENCE		0- 0		0- 0		0- 0											
0- 0		0- 0		0- 0		HOME		0- 0		0- 0		0- 0											
0- 0		0- 0		0- 0		AWAY		0- 0		0- 0		0- 0											
0- 0		0- 0		0- 0		NEUTRAL		0- 0		0- 0		0- 0											
RPI 1-25				Team's RPI: 23				RPI 26-50				RPI 51-100				RPI 101+							
RPI	S	Opponent		Score		RPI	S	Opponent		Score		RPI	S	Opponent		Score		RPI	S	Opponent		Score	
2	N	Cal i forn i a		57	65	32	A	LSU		56	54	84	H	Washington		63	51	207	H	Fla. Atlantic		88	45
																		241	H	Southern Miss.		71	54
																		252	N	Cleveland St.		81	72
																		270	H	Texas Southern		62	56
LAST 12 Division I GAMES:																							
207 H Fla. Atlantic				88 45		241 H Southern Miss.				71 54													
252 N Cleveland St.				81 72																			
2 N Cal i forn i a				57 65																			
84 H Washi ngton				63 51																			
32 A LSU				56 54																			
270 H Texas Southern				62 56																			

T
u
l
a
n
e

Non-Div I Games:

Tulane

T
u
l
s
a

Tul sa			Through Games Of Dec. 1, 2018								
Average RPI	Win:	152	WON-LOST	WINNING	LAST 10	STRENGTH OF	OPP. STRENGTH	TEAM	ADJ.	CONF.	ADJ CONF.
Average RPI	Loss:	62	RECORD	PCT. RANK	GAMES	SCHEDULE	OF SCHEDULE	RPI	RPI	RPI	RPI
DIV. I ONLY			5- 3	117	1- 0	100	61	51	51	8	8
DIV. I NON-CONF.			5- 3	117	1- 0	100	61	51	51	8	8

TOTALS		RPI 1-25		RPI 26-50		W-L RECORDS		RPI 51-100	RPI 101-150		RPI 150+
5- 3		0- 0		0- 1		OVERALL		2- 2	0- 0		3- 0
3- 0		0- 0		0- 0		HOME		1- 0	0- 0		2- 0
1- 3		0- 0		0- 1		AWAY		0- 2	0- 0		1- 0
1- 0		0- 0		0- 0		NEUTRAL		1- 0	0- 0		0- 0
5- 3		0- 0		0- 1		NON-CONFERENCE		2- 2	0- 0		3- 0
3- 0		0- 0		0- 0		HOME		1- 0	0- 0		2- 0
1- 3		0- 0		0- 1		AWAY		0- 2	0- 0		1- 0
1- 0		0- 0		0- 0		NEUTRAL		1- 0	0- 0		0- 0
0- 0		0- 0		0- 0		CONFERENCE		0- 0	0- 0		0- 0
0- 0		0- 0		0- 0		HOME		0- 0	0- 0		0- 0
0- 0		0- 0		0- 0		AWAY		0- 0	0- 0		0- 0
0- 0		0- 0		0- 0		NEUTRAL		0- 0	0- 0		0- 0

T
u
l
s
a

RPI 1-25				RPI 26-50				RPI 51-100				RPI 101+			
RPI	S	Opponent	Score	RPI	S	Opponent	Score	RPI	S	Opponent	Score	RPI	S	Opponent	Score
				29	A	Bel mont	53 78	59	A	Ameri can	52 68	159	A	Oral Roberts	76 68
								60	N	Al abama	80 73	179	H	Saint Loui s	86 75
								95	H	Abi lene Christian	75 63	269	H	Stetson	55 54
								97	A	SFA	34 76				

LAST 12 Division I GAMES:															
				59	A	Ameri can	52 68	60	N	Al abama	80 73				
				269	H	Stetson	55 54	95	H	Abi lene Christian	75 63				
								97	A	SFA	34 76				
								179	H	Saint Loui s	86 75				
								159	A	Oral Roberts	76 68				
								29	A	Bel mont	53 78				

Non-Div I Games:

Tul sa

Average RPI Win: 257		WON-LOST	WINNING	LAST 10	STRENGTH OF		OPP. STRENGTH	TEAM	ADJ.	CONF.	ADJ CONF.
Average RPI Loss: 31		RECORD	PCT. RANK	GAMES	SCHEDULE		OF SCHEDULE	RPI	RPI	RPI	RPI
DIV. I ONLY		6- 1	33	0- 1	273		198	145	145	17	17
DIV. I NON-CONF.		6- 1	33	0- 1	273		198	145	145	17	17

TOTALS		RPI 1-25		RPI 26-50	W-L RECORDS		RPI 51-100	RPI 101-150		RPI 150+	
6- 1		0- 0		0- 1	OVERALL		0- 0	0- 0		6- 0	
4- 0		0- 0		0- 0	HOME		0- 0	0- 0		4- 0	
1- 0		0- 0		0- 0	AWAY		0- 0	0- 0		1- 0	
1- 1		0- 0		0- 1	NEUTRAL		0- 0	0- 0		1- 0	
6- 1		0- 0		0- 1	NON-CONFERENCE		0- 0	0- 0		6- 0	
4- 0		0- 0		0- 0	HOME		0- 0	0- 0		4- 0	
1- 0		0- 0		0- 0	AWAY		0- 0	0- 0		1- 0	
1- 1		0- 0		0- 1	NEUTRAL		0- 0	0- 0		1- 0	
0- 0		0- 0		0- 0	CONFERENCE		0- 0	0- 0		0- 0	
0- 0		0- 0		0- 0	HOME		0- 0	0- 0		0- 0	
0- 0		0- 0		0- 0	AWAY		0- 0	0- 0		0- 0	
0- 0		0- 0		0- 0	NEUTRAL		0- 0	0- 0		0- 0	

RPI 1-25				RPI 26-50				RPI 51-100				RPI 101+ Team's RPI: 145			
RPI	S	Opponent	Score	RPI	S	Opponent	Score	RPI	S	Opponent	Score	RPI	S	Opponent	Score
				31	N	Tennessee	69 73					186	N	Oklahoma	89 84
												209	H	Appalachian St.	80 61
												218	H	Alabama A&M	82 47
												245	H	Memphis	85 54
												333	A	Chicago St.	90 45
												349	H	Alcorn	80 53
LAST 12 Division I GAMES:															
				31	N	Tennessee	69 73	333	A	Chicago St.	90 45				
				349	H	Alcorn	80 53	245	H	Memphis	85 54				
				218	H	Alabama A&M	82 47	209	H	Appalachian St.	80 61				
				186	N	Oklahoma	89 84								

Non-Div I Games:

UAB

U
C
D
a
v
i
s

Through Games Of Dec. 1, 2018											
UC Davis		Average RPI	Win: 193	WON-LOST	WINNING	LAST 10	STRENGTH OF	OPP. STRENGTH	TEAM	ADJ.	CONF.
		Average RPI	Loss: 43	RECORD	PCT. RANK	GAMES	SCHEDULE	OF SCHEDULE	RPI	RPI	RPI
DIV. I ONLY				3- 4	193	1- 0	38	115	73	73	18
DIV. I NON-CONF.				3- 4	193	1- 0	38	115	73	73	18

TOTALS		RPI 1-25		RPI 26-50		W-L RECORDS	RPI 51-100	RPI 101-150		RPI 150+	
3- 4		0- 1		0- 2		OVERALL	0- 1	0- 0		3- 0	
1- 1		0- 0		0- 1		HOME	0- 0	0- 0		1- 0	
1- 3		0- 1		0- 1		AWAY	0- 1	0- 0		1- 0	
1- 0		0- 0		0- 0		NEUTRAL	0- 0	0- 0		1- 0	
3- 4		0- 1		0- 2		NON-CONFERENCE	0- 1	0- 0		3- 0	
1- 1		0- 0		0- 1		HOME	0- 0	0- 0		1- 0	
1- 3		0- 1		0- 1		AWAY	0- 1	0- 0		1- 0	
1- 0		0- 0		0- 0		NEUTRAL	0- 0	0- 0		1- 0	
0- 0		0- 0		0- 0		CONFERENCE	0- 0	0- 0		0- 0	
0- 0		0- 0		0- 0		HOME	0- 0	0- 0		0- 0	
0- 0		0- 0		0- 0		AWAY	0- 0	0- 0		0- 0	
0- 0		0- 0		0- 0		NEUTRAL	0- 0	0- 0		0- 0	

Team's RPI: 73											
RPI	S	Opponent	Score	RPI	S	Opponent	Score	RPI	S	Opponent	Score
15	A	Stanford	43 71	34	H	Pacific	80 83	79	A	Loyola Marymount	53 60
				44	A	Portland St.	50 65				

LAST 12 Division I GAMES:											
233	A	Washington St.	75 62	170	N	Nevada	84 68				
44	A	Portland St.	50 65	79	A	Loyola Marymount	53 60				
34	H	Pacific	80 83	177	H	Southern Utah	68 45				
15	A	Stanford	43 71								

U
C
D
a
v
i
s

Non-Div I Games:

UC Davis

UC Irvine				Through Games Of Dec. 1, 2018							
Average RPI	Win:	210	WON-LOST	WINNING	LAST 10	STRENGTH OF	OPP. STRENGTH	TEAM	ADJ.	CONF.	ADJ CONF.
Average RPI	Loss:	0	RECORD	PCT. RANK	GAMES	SCHEDULE	OF SCHEDULE	RPI	RPI	RPI	RPI
DIV. I ONLY		5- 0		1	1- 0	273	132	74	74	18	18
DIV. I NON-CONF.		5- 0		1	1- 0	273	132	74	74	18	18

TOTALS	RPI 1-25		RPI 26-50		W-L RECORDS	RPI 51-100		RPI 101-150		RPI 150+	
5- 0	0- 0		1- 0		OVERALL	0- 0		0- 0		4- 0	
3- 0	0- 0		0- 0		HOME	0- 0		0- 0		3- 0	
0- 0	0- 0		0- 0		AWAY	0- 0		0- 0		0- 0	
2- 0	0- 0		1- 0		NEUTRAL	0- 0		0- 0		1- 0	
5- 0	0- 0		1- 0		NON-CONFERENCE	0- 0		0- 0		4- 0	
3- 0	0- 0		0- 0		HOME	0- 0		0- 0		3- 0	
0- 0	0- 0		0- 0		AWAY	0- 0		0- 0		0- 0	
2- 0	0- 0		1- 0		NEUTRAL	0- 0		0- 0		1- 0	
0- 0	0- 0		0- 0		CONFERENCE	0- 0		0- 0		0- 0	
0- 0	0- 0		0- 0		HOME	0- 0		0- 0		0- 0	
0- 0	0- 0		0- 0		AWAY	0- 0		0- 0		0- 0	
0- 0	0- 0		0- 0		NEUTRAL	0- 0		0- 0		0- 0	

RPI 1-25				RPI 26-50				RPI 51-100 Team's RPI: 74				RPI 101+			
RPI	S	Opponent	Score	RPI	S	Opponent	Score	RPI	S	Opponent	Score	RPI	S	Opponent	Score
				47	N	Indiana St.	77 61					177	H	Southern Utah	75 58
												203	H	UNLV	57 55
												275	H	CSU Bakersfi el d	85 78
												347	N	LIU Brookl yn	84 71

LAST 12 Division I GAMES:															
				275	H	CSU Bakersfi el d	85 78	347	N	LIU Brookl yn	84 71				
				47	N	Indiana St.	77 61	177	H	Southern Utah	75 58				
								203	H	UNLV	57 55				

Non-Div I Games: LIFE Pacific 105 31

UC Irvine

Average RPI Win:	197	WON-LOST	WINNING	LAST 10	STRENGTH OF	OPP. STRENGTH	TEAM	ADJ.	CONF.	ADJ CONF.
Average RPI Loss:	80	RECORD	PCT. RANK	GAMES	SCHEDULE	OF SCHEDULE	RPI	RPI	RPI	RPI
DIV. I ONLY	2- 5	252	1- 0	8	242	99	99	18	18	
DIV. I NON-CONF.	2- 5	252	1- 0	8	242	99	99	18	18	

TOTALS	RPI 1-25	RPI 26-50	W-L RECORDS	RPI 51-100	RPI 101-150	RPI 150+				
2- 5	0- 1	0- 1	OVERALL	0- 1	0- 1	2- 1				
2- 0	0- 0	0- 0	HOME	0- 0	0- 0	2- 0				
0- 3	0- 0	0- 1	AWAY	0- 1	0- 1	0- 0				
0- 2	0- 1	0- 0	NEUTRAL	0- 0	0- 0	0- 1				
2- 5	0- 1	0- 1	NON-CONFERENCE	0- 1	0- 1	2- 1				
2- 0	0- 0	0- 0	HOME	0- 0	0- 0	2- 0				
0- 3	0- 0	0- 1	AWAY	0- 1	0- 1	0- 0				
0- 2	0- 1	0- 0	NEUTRAL	0- 0	0- 0	0- 1				
0- 0	0- 0	0- 0	CONFERENCE	0- 0	0- 0	0- 0				
0- 0	0- 0	0- 0	HOME	0- 0	0- 0	0- 0				
0- 0	0- 0	0- 0	AWAY	0- 0	0- 0	0- 0				
0- 0	0- 0	0- 0	NEUTRAL	0- 0	0- 0	0- 0				

RPI 1-25				RPI 26-50				RPI 51-100				Team's RPI : 99				RPI 101+			
RPI	S	Opponent	Score	RPI	S	Opponent	Score	RPI	S	Opponent	Score	RPI	S	Opponent	Score	RPI	S	Opponent	Score
4	N	Oregon	44 94	26	A	Oklahoma St.	51 76	70	A	Southern California	55 73	110	A	BYU	70 72	177	H	Southern Utah	56 50
												189	N	Milwaukee	54 56	216	H	Coastal Caro.	62 43
LAST 12 Division I GAMES:																			
216	H	Coastal Caro.	62 43	177	H	Southern Utah	56 50												
26	A	Oklahoma St.	51 76	189	N	Milwaukee	54 56												
110	A	BYU	70 72	4	N	Oregon	44 94												
70	A	Southern California	55 73																

Non-Div I Games:

UC Riverside

Average RPI	Win:	308	WON-LOST	WINNING	LAST 10	STRENGTH OF	OPP. STRENGTH	TEAM	ADJ.	CONF.	ADJ CONF.
Average RPI	Loss:	154	RECORD	PCT. RANK	GAMES	SCHEDULE	OF SCHEDULE	RPI	RPI	RPI	RPI
DIV. I ONLY		1- 6		303	1- 0	259	158	317	317	18	18
DIV. I NON-CONF.		1- 6		303	1- 0	259	158	317	317	18	18

TOTALS	RPI 1-25		RPI 26-50		W-L RECORDS	RPI 51-100		RPI 101-150		RPI 150+	
1- 6	0- 0		0- 0		OVERALL	0- 3		0- 0		1- 3	
0- 3	0- 0		0- 0		HOME	0- 2		0- 0		0- 1	
0- 3	0- 0		0- 0		AWAY	0- 1		0- 0		0- 2	
1- 0	0- 0		0- 0		NEUTRAL	0- 0		0- 0		1- 0	
1- 6	0- 0		0- 0		NON-CONFERENCE	0- 3		0- 0		1- 3	
0- 3	0- 0		0- 0		HOME	0- 2		0- 0		0- 1	
0- 3	0- 0		0- 0		AWAY	0- 1		0- 0		0- 2	
1- 0	0- 0		0- 0		NEUTRAL	0- 0		0- 0		1- 0	
0- 0	0- 0		0- 0		CONFERENCE	0- 0		0- 0		0- 0	
0- 0	0- 0		0- 0		HOME	0- 0		0- 0		0- 0	
0- 0	0- 0		0- 0		AWAY	0- 0		0- 0		0- 0	
0- 0	0- 0		0- 0		NEUTRAL	0- 0		0- 0		0- 0	

RPI 1-25				RPI 26-50				RPI 51-100				RPI 101+				Team's RPI: 317
RPI	S	Opponent	Score	RPI	S	Opponent	Score	RPI	S	Opponent	Score	RPI	S	Opponent	Score	
								68	H	Saint Mary's (CA)	55 80	203	A	UNLV	51 69	
								70	A	Southern California	39 82	227	A	Utah Valley	54 63	
								79	H	Loyola Marymount	57 70	275	H	CSU Bakersfield	48 56	
												308	N	Dartmouth	62 56	

LAST 12 Division I GAMES:																
				308	N	Dartmouth	62 56	203	A	UNLV	51 69					
				68	H	Saint Mary's (CA)	55 80	79	H	Loyola Marymount	57 70					
								70	A	Southern California	39 82					
								275	H	CSU Bakersfield	48 56					
								227	A	Utah Valley	54 63					

Non-Div I Games:

UC Santa Barbara

U
C
F

U
C
F

UCF

U
C
L
A

UCLA				Through Games Of Dec. 1, 2018																
Average RPI Win:		179	WON-LOST RECORD		WINNING PCT. RANK		LAST 10 GAMES		STRENGTH OF SCHEDULE		OPP. STRENGTH OF SCHEDULE		TEAM RPI		ADJ. RPI		CONF. RPI		ADJ CONF. RPI	
Average RPI Loss:		49																		
DIV. I ONLY			3- 4		193		0- 1		7		218		62		62		2		2	
DIV. I NON-CONF.			3- 4		193		0- 1		7		218		62		62		2		2	
TOTALS		RPI 1-25		RPI 26-50		W-L RECORDS		RPI 51-100		RPI 101-150		RPI 150+								
3- 4		0- 2		0- 0		OVERALL		0- 2		0- 0		3- 0								
3- 0		0- 0		0- 0		HOME		0- 0		0- 0		3- 0								
0- 1		0- 0		0- 0		AWAY		0- 1		0- 0		0- 0								
0- 3		0- 2		0- 0		NEUTRAL		0- 1		0- 0		0- 0								
3- 4		0- 2		0- 0		NON-CONFERENCE		0- 2		0- 0		3- 0								
3- 0		0- 0		0- 0		HOME		0- 0		0- 0		3- 0								
0- 1		0- 0		0- 0		AWAY		0- 1		0- 0		0- 0								
0- 3		0- 2		0- 0		NEUTRAL		0- 1		0- 0		0- 0								
0- 0		0- 0		0- 0		CONFERENCE		0- 0		0- 0		0- 0								
0- 0		0- 0		0- 0		HOME		0- 0		0- 0		0- 0								
0- 0		0- 0		0- 0		AWAY		0- 0		0- 0		0- 0								
0- 0		0- 0		0- 0		NEUTRAL		0- 0		0- 0		0- 0								
RPI 1-25				RPI 26-50				RPI 51-100				Team's RPI: 62				RPI 101+				
RPI	S	Opponent	Score	RPI	S	Opponent	Score	RPI	S	Opponent	Score	RPI	S	Opponent	Score					
16	N	Kentucky	74 75					79	A	Loyola Marymount	63 69	162	H	Seton Hall	78 62					
19	N	North Carolina	49 83					80	N	South Fla.	56 60	175	H	Georgia	80 69					
												199	H	Rice	59 50					
LAST 12 Division I GAMES:																				
79	A	Loyola Marymount	63 69	80	N	South Fla.	56 60	16	N	Kentucky	74 75	19	N	North Carolina	49 83	162	H	Seton Hall	78 62	
												175	H	Georgia	80 69					
												199	H	Rice	59 50					

U
C
L
A

Non-Div I Games:

UCLA

Average RPI Win: 105
Average RPI Loss: 0

WON-LOST
RECORD

WINNING
PCT. RANK

LAST 10
GAMES

STRENGTH OF
SCHEDULE

OPP. STRENGTH
OF SCHEDULE

TEAM
RPI

ADJ.
RPI

CONF.
RPI

ADJ CONF.
RPI

DIV. I ONLY
DIV. I NON-CONF.

6- 0
6- 0

1
1

1- 0
1- 0

25
25

33
33

3
3

3
3

8
8

8
8

TOTALS

RPI 1-25

RPI 26-50

W-L RECORDS

RPI 51-100

RPI 101-150

RPI 150+

6- 0

0- 0

0- 0

OVERALL

4- 0

0- 0

2- 0

2- 0

0- 0

0- 0

HOME

2- 0

0- 0

0- 0

0- 0

0- 0

0- 0

AWAY

0- 0

0- 0

0- 0

4- 0

0- 0

0- 0

NEUTRAL

2- 0

0- 0

2- 0

6- 0

0- 0

0- 0

NON-CONFERENCE

4- 0

0- 0

2- 0

2- 0

0- 0

0- 0

HOME

2- 0

0- 0

0- 0

0- 0

0- 0

0- 0

AWAY

0- 0

0- 0

0- 0

4- 0

0- 0

0- 0

NEUTRAL

2- 0

0- 0

2- 0

0- 0

0- 0

0- 0

CONFERENCE

0- 0

0- 0

0- 0

0- 0

0- 0

0- 0

HOME

0- 0

0- 0

0- 0

0- 0

0- 0

0- 0

AWAY

0- 0

0- 0

0- 0

0- 0

0- 0

0- 0

NEUTRAL

0- 0

0- 0

0- 0

RPI 1-25

Team's RPI: 3

RPI 26-50

RPI 51-100

RPI 101+

RPI S Opponent Score

RPI S Opponent Score

RPI S Opponent Score

RPI S Opponent Score

56 N St. John's (NY) 65 55
83 N Purdue 86 40
88 H Ohio St. 85 53
89 H DePaul 99 63

151 N Vanderbilt 80 42
164 N Ole Miss 90 50

LAST 12 Division I GAMES:

89 H DePaul 99 63
83 N Purdue 86 40
56 N St. John's (NY) 65 55
164 N Ole Miss 90 50
151 N Vanderbilt 80 42
88 H Ohio St. 85 53

U
C
o
n
nU
C
o
n
n

Non-Div I Games:

UConn

U
I
C

UIC

Through Games Of Dec. 1, 2018

Average RPI Win:	293	WON-LOST	WINNING	LAST 10	STRENGTH OF	OPP. STRENGTH	TEAM	ADJ.	CONF.	ADJ CONF.
Average RPI Loss:	134	RECORD	PCT. RANK	GAMES	SCHEDULE	OF SCHEDULE	RPI	RPI	RPI	RPI
DIV. I ONLY	1- 5	287	0- 1	47	319	238	238	15	15	
DIV. I NON-CONF.	1- 5	287	0- 1	47	319	238	238	15	15	

TOTALS	RPI 1-25	RPI 26-50	W-L RECORDS	RPI 51-100	RPI 101-150	RPI 150+				
1- 5	0- 1	0- 0	OVERALL	0- 1	0- 1	1- 2				
1- 2	0- 0	0- 0	HOME	0- 0	0- 1	1- 1				
0- 3	0- 1	0- 0	AWAY	0- 1	0- 0	0- 1				
0- 0	0- 0	0- 0	NEUTRAL	0- 0	0- 0	0- 0				
1- 5	0- 1	0- 0	NON-CONFERENCE	0- 1	0- 1	1- 2				
1- 2	0- 0	0- 0	HOME	0- 0	0- 1	1- 1				
0- 3	0- 1	0- 0	AWAY	0- 1	0- 0	0- 1				
0- 0	0- 0	0- 0	NEUTRAL	0- 0	0- 0	0- 0				
0- 0	0- 0	0- 0	CONFERENCE	0- 0	0- 0	0- 0				
0- 0	0- 0	0- 0	HOME	0- 0	0- 0	0- 0				
0- 0	0- 0	0- 0	AWAY	0- 0	0- 0	0- 0				
0- 0	0- 0	0- 0	NEUTRAL	0- 0	0- 0	0- 0				

RPI 1-25				RPI 26-50				RPI 51-100				RPI 101+				Team's RPI: 238
RPI	S	Opponent	Score	RPI	S	Opponent	Score	RPI	S	Opponent	Score	RPI	S	Opponent	Score	
14	A	Marquette	32 96					90	A	Northwestern	44 87	139	H	Mi ami (OH)	56 65	
												182	A	Eastern Mi ch.	38 52	
												243	H	Loyol a Chi cago	60 75	
												293	H	Val parai so	75 65	

LAST 12 Division I GAMES:																
				293	H	Val parai so	75 65	139	H	Mi ami (OH)	56 65					
								182	A	Eastern Mi ch.	38 52					
								14	A	Marquette	32 96					
								243	H	Loyol a Chi cago	60 75					
								90	A	Northwestern	44 87					

U
I
C

Non-Div I Games:

UIC

Loss, Non-Conf, S Site, H Home A Away N Neutral

Page 306

Non-Div I Games:

UIC

U
M
E
S

U
M
E
S

UMES

Page 308

U
M
K
C

U
M
K
C

UMKC

Page 309

Average RPI Win:	288	WON-LOST	WINNING	LAST 10	STRENGTH OF	OPP. STRENGTH	TEAM	ADJ.	CONF.	ADJ CONF.
Average RPI Loss:	190	RECORD	PCT. RANK	GAMES	SCHEDULE	OF SCHEDULE	RPI	RPI	RPI	RPI
DIV. I ONLY	2- 4	226	1- 0	179	336	248	248	25	25	
DIV. I NON-CONF.	2- 4	226	1- 0	179	336	248	248	25	25	

TOTALS	RPI 1-25	RPI 26-50	W-L RECORDS	RPI 51-100	RPI 101-150	RPI 150+				
2- 4	0- 0	0- 0	OVERALL	0- 1	0- 0	2- 3				
1- 1	0- 0	0- 0	HOME	0- 0	0- 0	1- 1				
1- 3	0- 0	0- 0	AWAY	0- 1	0- 0	1- 2				
0- 0	0- 0	0- 0	NEUTRAL	0- 0	0- 0	0- 0				
2- 4	0- 0	0- 0	NON-CONFERENCE	0- 1	0- 0	2- 3				
1- 1	0- 0	0- 0	HOME	0- 0	0- 0	1- 1				
1- 3	0- 0	0- 0	AWAY	0- 1	0- 0	1- 2				
0- 0	0- 0	0- 0	NEUTRAL	0- 0	0- 0	0- 0				
0- 0	0- 0	0- 0	CONFERENCE	0- 0	0- 0	0- 0				
0- 0	0- 0	0- 0	HOME	0- 0	0- 0	0- 0				
0- 0	0- 0	0- 0	AWAY	0- 0	0- 0	0- 0				
0- 0	0- 0	0- 0	NEUTRAL	0- 0	0- 0	0- 0				

RPI 1-25				RPI 26-50				RPI 51-100				RPI 101+				Team's RPI: 248
RPI	S	Opponent	Score	RPI	S	Opponent	Score	RPI	S	Opponent	Score	RPI	S	Opponent	Score	
								94	A	Butler	36 89	162	A	Seton Hall I	57 90	
												228	H	Saint Peter's	59 57	
												251	A	Cornell I	54 63	
												253	H	Bryant	57 58	
												347	A	LIU Brookl yn	69 64	
LAST 12 Division I GAMES:																
347	A	LIU Brookl yn	69 64	94	A	Butler	36 89	251	A	Cornell I	54 63					
162	A	Seton Hall I	57 90	228	H	Saint Peter's	59 57	253	H	Bryant	57 58					

Non-Div I Games: Fisher 79 45

UMass Lowell

Average RPI Win:	261	WON-LOST	WINNING	LAST 10	STRENGTH OF	OPP. STRENGTH	TEAM	ADJ.	CONF.	ADJ CONF.
Average RPI Loss:	86	RECORD	PCT. RANK	GAMES	SCHEDULE	OF SCHEDULE	RPI	RPI	RPI	RPI
DIV. I ONLY	3- 3	160	0- 1	102	193	146	146	29	29	
DIV. I NON-CONF.	3- 3	160	0- 1	102	193	146	146	29	29	

TOTALS	RPI 1-25	RPI 26-50	W-L RECORDS	RPI 51-100	RPI 101-150	RPI 150+				
3- 3	0- 1	0- 1	OVERALL	0- 0	0- 0	3- 1				
3- 0	0- 0	0- 0	HOME	0- 0	0- 0	3- 0				
0- 3	0- 1	0- 1	AWAY	0- 0	0- 0	0- 1				
0- 0	0- 0	0- 0	NEUTRAL	0- 0	0- 0	0- 0				
3- 3	0- 1	0- 1	NON-CONFERENCE	0- 0	0- 0	3- 1				
3- 0	0- 0	0- 0	HOME	0- 0	0- 0	3- 0				
0- 3	0- 1	0- 1	AWAY	0- 0	0- 0	0- 1				
0- 0	0- 0	0- 0	NEUTRAL	0- 0	0- 0	0- 0				
0- 0	0- 0	0- 0	CONFERENCE	0- 0	0- 0	0- 0				
0- 0	0- 0	0- 0	HOME	0- 0	0- 0	0- 0				
0- 0	0- 0	0- 0	AWAY	0- 0	0- 0	0- 0				
0- 0	0- 0	0- 0	NEUTRAL	0- 0	0- 0	0- 0				

RPI 1-25				RPI 26-50				RPI 51-100				RPI 101+ Team' s RPI : 146			
RPI	S	Opponent	Score	RPI	S	Opponent	Score	RPI	S	Opponent	Score	RPI	S	Opponent	Score
25	A	Charlotte	53 70	31	A	Tennessee	46 73					194	H	Wofford	60 46
												201	A	Furman	47 58
												264	H	Davi dson	69 56
												324	H	Western Caro.	74 49

LAST 12 Di vi si on I GAMES:															
264	H	David son	69 56	201	A	Furman	47 58								
324	H	Western Caro.	74 49	194	H	Wofford	60 46								
31	A	Tennessee	46 73												
25	A	Charlotte	53 70												

Non-Div I Games:

UNC Asheville

Average RPI Win: 0

Average RPI Loss: 212

WON-LOST
RECORD

WINNING
PCT. RANK

LAST 10
GAMES

STRENGTH OF
SCHEDULE

OPP. STRENGTH
OF SCHEDULE

TEAM
RPI

ADJ.
RPI

CONF.
RPI

ADJ CONF.
RPI

DIV. I ONLY	0- 4	321	0- 1	144	335	325	325	24	24
DIV. I NON-CONF.	0- 4	321	0- 1	144	335	325	325	24	24
TOTALS	RPI 1-25	RPI 26-50	W-L RECORDS	RPI 51-100	RPI 101-150	RPI 150+			
0- 4	0- 0	0- 0	OVERALL	0- 0	0- 0	0- 4			
0- 0	0- 0	0- 0	HOME	0- 0	0- 0	0- 0			
0- 4	0- 0	0- 0	AWAY	0- 0	0- 0	0- 4			
0- 0	0- 0	0- 0	NEUTRAL	0- 0	0- 0	0- 0			
0- 4	0- 0	0- 0	NON-CONFERENCE	0- 0	0- 0	0- 4			
0- 0	0- 0	0- 0	HOME	0- 0	0- 0	0- 0			
0- 4	0- 0	0- 0	AWAY	0- 0	0- 0	0- 4			
0- 0	0- 0	0- 0	NEUTRAL	0- 0	0- 0	0- 0			
0- 0	0- 0	0- 0	CONFERENCE	0- 0	0- 0	0- 0			
0- 0	0- 0	0- 0	HOME	0- 0	0- 0	0- 0			
0- 0	0- 0	0- 0	AWAY	0- 0	0- 0	0- 0			
0- 0	0- 0	0- 0	NEUTRAL	0- 0	0- 0	0- 0			

RPI 1-25				RPI 26-50				RPI 51-100				RPI 101+ Team's RPI: 325			
RPI	S	Opponent	Score	RPI	S	Opponent	Score	RPI	S	Opponent	Score	RPI	S	Opponent	Score
												174	A	Georgia St.	63 70
												187	A	Campbel I	49 53
												209	A	Appalachi an St.	65 68
												277	A	Hi gh Poi nt	75 82
LAST 12 Di vi si on I GAMES:															
				277	A	Hi gh Poi nt	75 82	209	A	Appalachi an St.	65 68				
				187	A	Campbel I	49 53	174	A	Georgia St.	63 70				

Non-Div I Games:

Pfeiffer

92 23

UNC Pembroke

72 32

Young Harris

62 29

Average RPI Win: 304
Average RPI Loss: 64

WON-LOST
RECORD

WINNING
PCT. RANK

LAST 10
GAMES

STRENGTH OF
SCHEDULE

OPP. STRENGTH
OF SCHEDULE

TEAM
RPI

ADJ.
RPI

CONF.
RPI

ADJ CONF.
RPI

DIV. I ONLY
DIV. I NON-CONF.

3- 2
3- 2

123
123

0- 0
0- 0

194
194

269
269

150
150

150
150

13
13

13
13

TOTALS

RPI 1-25

RPI 26-50

W-L RECORDS

RPI 51-100

RPI 101-150

RPI 150+

3- 2
2- 0
1- 2
0- 0

0- 0
0- 0
0- 0
0- 0

0- 0
0- 0
0- 0
0- 0

OVERALL
HOME
AWAY
NEUTRAL

0- 2
0- 0
0- 2
0- 0

0- 0
0- 0
0- 0
0- 0

3- 0
2- 0
1- 0
0- 0

3- 2
2- 0
1- 2
0- 0

0- 0
0- 0
0- 0
0- 0

0- 0
0- 0
0- 0
0- 0

NON-CONFERENCE
HOME
AWAY
NEUTRAL

0- 2
0- 0
0- 2
0- 0

0- 0
0- 0
0- 0
0- 0

3- 0
2- 0
1- 0
0- 0

0- 0
0- 0
0- 0
0- 0

0- 0
0- 0
0- 0
0- 0

0- 0
0- 0
0- 0
0- 0

CONFERENCE
HOME
AWAY
NEUTRAL

0- 0
0- 0
0- 0
0- 0

0- 0
0- 0
0- 0
0- 0

0- 0
0- 0
0- 0
0- 0

RPI 1-25

RPI 26-50

RPI 51-100

RPI 101+

Team's RPI: 150

RPI S Opponent Score

RPI S Opponent Score

RPI S Opponent Score

RPI S Opponent Score

52 A Ohio 72 95
75 A VCU 47 58

266 H Presbyterian 63 48
301 H Grand Canyon 77 55
344 A N.C. Central 89 82

LAST 12 Division I GAMES:

52 A Ohio 72 95
75 A VCU 47 58
344 A N.C. Central 89 82
301 H Grand Canyon 77 55
266 H Presbyterian 63 48

Non-Div I Games: Fayetteville St. 72 54 Belmont Abbey 74 58

UNCW

Loss, Non-Conf, S Site, H Home A Away N Neutral

Average RPI	Win:	170	WON-LOST	WINNING	LAST 10	STRENGTH OF	OPP. STRENGTH	TEAM	ADJ.	CONF.	ADJ CONF.
Average RPI	Loss:	70	RECORD	PCT. RANK	GAMES	SCHEDULE	OF SCHEDULE	RPI	RPI	RPI	RPI
DIV. I ONLY		4- 3		137	0- 1	166	58	103	103	16	16
DIV. I NON-CONF.		4- 3		137	0- 1	166	58	103	103	16	16

TOTALS	RPI 1-25		RPI 26-50		W-L RECORDS	RPI 51-100		RPI 101-150		RPI 150+	
4- 3	0- 1		1- 1		OVERALL	0- 0		0- 1		3- 0	
2- 0	0- 0		0- 0		HOME	0- 0		0- 0		2- 0	
2- 2	0- 1		1- 0		AWAY	0- 0		0- 1		1- 0	
0- 1	0- 0		0- 1		NEUTRAL	0- 0		0- 0		0- 0	
4- 3	0- 1		1- 1		NON-CONFERENCE	0- 0		0- 1		3- 0	
2- 0	0- 0		0- 0		HOME	0- 0		0- 0		2- 0	
2- 2	0- 1		1- 0		AWAY	0- 0		0- 1		1- 0	
0- 1	0- 0		0- 1		NEUTRAL	0- 0		0- 0		0- 0	
0- 0	0- 0		0- 0		CONFERENCE	0- 0		0- 0		0- 0	
0- 0	0- 0		0- 0		HOME	0- 0		0- 0		0- 0	
0- 0	0- 0		0- 0		AWAY	0- 0		0- 0		0- 0	
0- 0	0- 0		0- 0		NEUTRAL	0- 0		0- 0		0- 0	

RPI 1-25				RPI 26-50				RPI 51-100				RPI 101+ Team's RPI: 103			
RPI	S	Opponent	Score	RPI	S	Opponent	Score	RPI	S	Opponent	Score	RPI	S	Opponent	Score
14	A	Marquette	61 102	39	A	IUPUI	53 40					147	A	Northern Ill.	59 70
				49	N	Boise St.	60 61					156	H	Delaware	79 67
												188	H	Creighton	65 55
												295	A	Long Beach St.	71 64
LAST 12 Division I GAMES:															
147	A	Northern Ill.	59 70	188	H	Creighton	65 55								
14	A	Marquette	61 102	156	H	Delaware	79 67								
39	A	IUPUI	53 40												
49	N	Boise St.	60 61												
295	A	Long Beach St.	71 64												

Non-Div I Games:

UNI

Average RPI	Win:	317	WON-LOST	WINNING	LAST 10	STRENGTH OF	OPP. STRENGTH	TEAM	ADJ.	CONF.	ADJ CONF.
Average RPI	Loss:	91	RECORD	PCT. RANK	GAMES	SCHEDULE	OF SCHEDULE	RPI	RPI	RPI	RPI
DIV. I ONLY		1- 5	287	0- 1	17	303	203	203	9	9	
DIV. I NON-CONF.		1- 5	287	0- 1	17	303	203	203	9	9	

TOTALS	RPI 1-25		RPI 26-50		W-L RECORDS	RPI 51-100		RPI 101-150		RPI 150+	
1- 5	0- 0		0- 1		OVERALL	0- 2		0- 1		1- 1	
1- 4	0- 0		0- 1		HOME	0- 1		0- 1		1- 1	
0- 1	0- 0		0- 0		AWAY	0- 1		0- 0		0- 0	
0- 0	0- 0		0- 0		NEUTRAL	0- 0		0- 0		0- 0	
1- 5	0- 0		0- 1		NON-CONFERENCE	0- 2		0- 1		1- 1	
1- 4	0- 0		0- 1		HOME	0- 1		0- 1		1- 1	
0- 1	0- 0		0- 0		AWAY	0- 1		0- 0		0- 0	
0- 0	0- 0		0- 0		NEUTRAL	0- 0		0- 0		0- 0	
0- 0	0- 0		0- 0		CONFERENCE	0- 0		0- 0		0- 0	
0- 0	0- 0		0- 0		HOME	0- 0		0- 0		0- 0	
0- 0	0- 0		0- 0		AWAY	0- 0		0- 0		0- 0	
0- 0	0- 0		0- 0		NEUTRAL	0- 0		0- 0		0- 0	

RPI 1-25				RPI 26-50				RPI 51-100				RPI 101+ Team's RPI: 203			
RPI	S	Opponent	Score	RPI	S	Opponent	Score	RPI	S	Opponent	Score	RPI	S	Opponent	Score
				41	H	Gonzaga	59 70	70	H	Southern Cal i forni a	72 86	112	H	Mi ddl e Tenn.	62 66
								74	A	UC Irvine	55 57	160	H	Wright St.	52 68
												317	H	UC Santa Barbara	69 51
LAST 12 Division I GAMES:															
				74	A	UC Irvine	55 57	112	H	Mi ddl e Tenn.	62 66				
				160	H	Wright St.	52 68	70	H	Southern Cal i forni a	72 86				
								317	H	UC Santa Barbara	69 51				
								41	H	Gonzaga	59 70				

Non-Div I Games:

UNLV

Overall				Through Games Of Dec. 17, 2018							
Average RPI	Win:	Loss:	WON-LOST RECORD	WINNING PCT. RANK	LAST 10 GAMES	STRENGTH OF SCHEDULE	OPP. STRENGTH OF SCHEDULE	TEAM RPI	ADJ. RPI	CONF. RPI	ADJ CONF. RPI
344	197		1- 5	287	0- 1	295	283	307	307	29	29
DIV. I ONLY			1- 5	287	0- 1	295	283	307	307	29	29
DIV. I NON-CONF.			1- 5	287	0- 1	295	283	307	307	29	29

TOTALS		RPI 1-25	RPI 26-50		W-L RECORDS		RPI 51-100	RPI 101-150		RPI 150+	
1- 5	0- 0		0- 0		OVERALL		0- 1	0- 1		1- 3	
0- 0	0- 0		0- 0		HOME		0- 0	0- 0		0- 0	
1- 5	0- 0		0- 0		AWAY		0- 1	0- 1		1- 3	
0- 0	0- 0		0- 0		NEUTRAL		0- 0	0- 0		0- 0	
1- 5	0- 0		0- 0		NON-CONFERENCE		0- 1	0- 1		1- 3	
0- 0	0- 0		0- 0		HOME		0- 0	0- 0		0- 0	
1- 5	0- 0		0- 0		AWAY		0- 1	0- 1		1- 3	
0- 0	0- 0		0- 0		NEUTRAL		0- 0	0- 0		0- 0	
0- 0	0- 0		0- 0		CONFERENCE		0- 0	0- 0		0- 0	
0- 0	0- 0		0- 0		HOME		0- 0	0- 0		0- 0	
0- 0	0- 0		0- 0		AWAY		0- 0	0- 0		0- 0	
0- 0	0- 0		0- 0		NEUTRAL		0- 0	0- 0		0- 0	

RPI 1-25				RPI 26-50				RPI 51-100				RPI 101+ Team's RPI: 307					
RPI	S	Opponent	Score	RPI	S	Opponent	Score	RPI	S	Opponent	Score	RPI	S	Opponent	Score		
								67	A	Vi rgi ni a Tech	45	96	130	A	Nebraska	64	87
												201	A	Furman	67	78	
												281	A	Omaha	69	96	
												305	A	South Carolina St.	66	71	
												344	A	N. C. Central	82	63	
LAST 12 Di vi si on I GAMES:																	
				305	A	South Carolina St.	66	71	281	A	Omaha	69	96				
				344	A	N. C. Central	82	63	67	A	Vi rgi ni a Tech	45	96				
				201	A	Furman	67	78									
				130	A	Nebraska	64	87									

Non-Div I Games:	Converse	69	51
------------------	----------	----	----

USC Upstate

■ Loss, ■ Non-Conf, S Site, H Home A Away N Neutral

UT Arlington				Through Games Of Dec. 1, 2018						
Average RPI Win:	287	WON-LOST RECORD	WINNING PCT. RANK	LAST 10 GAMES	STRENGTH OF SCHEDULE	OPP. STRENGTH OF SCHEDULE	TEAM RPI	ADJ. RPI	CONF. RPI	ADJ CONF. RPI
Average RPI Loss:	114									
DIV. I ONLY		3- 2	123	1- 0	288	144	221	221	21	21
DIV. I NON-CONF.		3- 2	123	1- 0	288	144	221	221	21	21

TOTALS		RPI 1-25	RPI 26-50		W-L RECORDS		RPI 51-100	RPI 101-150	RPI 150+	
3- 2	0- 0	0- 0		OVERALL		0- 0	0- 2	3- 0		
2- 1	0- 0	0- 0		HOME		0- 0	0- 1	2- 0		
1- 1	0- 0	0- 0		AWAY		0- 0	0- 1	1- 0		
0- 0	0- 0	0- 0		NEUTRAL		0- 0	0- 0	0- 0		
3- 2	0- 0	0- 0		NON-CONFERENCE		0- 0	0- 2	3- 0		
2- 1	0- 0	0- 0		HOME		0- 0	0- 1	2- 0		
1- 1	0- 0	0- 0		AWAY		0- 0	0- 1	1- 0		
0- 0	0- 0	0- 0		NEUTRAL		0- 0	0- 0	0- 0		
0- 0	0- 0	0- 0		CONFERENCE		0- 0	0- 0	0- 0		
0- 0	0- 0	0- 0		HOME		0- 0	0- 0	0- 0		
0- 0	0- 0	0- 0		AWAY		0- 0	0- 0	0- 0		
0- 0	0- 0	0- 0		NEUTRAL		0- 0	0- 0	0- 0		

RPI 1-25			RPI 26-50		RPI 51-100		RPI 101+		Team's RPI: 221	
RPI S	Opponent	Score	RPI S	Opponent	Score	RPI S	Opponent	Score		
						102	A Fresno St.	61	70	
						125	H Arkansas	65	66	
						267	A San Francisco	80	73	
						289	H Grambling	78	54	
						306	H Jackson St.	99	63	

LAST 12 Division I GAMES:										
			306	H Jackson St.	99	63	267	A San Francisco	80	73
						102	A Fresno St.	61	70	
						289	H Grambling	78	54	
						125	H Arkansas	65	66	

Non-Div I Games:

UT Arlington

Average RPI	Win:	161	WON-LOST	WINNING	LAST 10	STRENGTH OF	OPP. STRENGTH	TEAM	ADJ.	CONF.	ADJ CONF.
Average RPI	Loss:	65	RECORD	PCT. RANK	GAMES	SCHEDULE	OF SCHEDULE	RPI	RPI	RPI	RPI
DIV. I ONLY		4- 2		97	1- 0	163	64	81	81	20	20
DIV. I NON-CONF.		4- 2		97	1- 0	163	64	81	81	20	20
<hr/>											
TOTALS	RPI 1-25		RPI 26-50		W-L RECORDS	RPI 51-100		RPI 101-150		RPI 150+	
4- 2	0- 0		0- 1		OVERALL	1- 1		0- 0		3- 0	
3- 0	0- 0		0- 0		HOME	0- 0		0- 0		3- 0	
1- 2	0- 0		0- 1		AWAY	1- 1		0- 0		0- 0	
0- 0	0- 0		0- 0		NEUTRAL	0- 0		0- 0		0- 0	
4- 2	0- 0		0- 1		NON-CONFERENCE	1- 1		0- 0		3- 0	
3- 0	0- 0		0- 0		HOME	0- 0		0- 0		3- 0	
1- 2	0- 0		0- 1		AWAY	1- 1		0- 0		0- 0	
0- 0	0- 0		0- 0		NEUTRAL	0- 0		0- 0		0- 0	
0- 0	0- 0		0- 0		CONFERENCE	0- 0		0- 0		0- 0	
0- 0	0- 0		0- 0		HOME	0- 0		0- 0		0- 0	
0- 0	0- 0		0- 0		AWAY	0- 0		0- 0		0- 0	
0- 0	0- 0		0- 0		NEUTRAL	0- 0		0- 0		0- 0	

RPI 1-25				RPI 26-50				RPI 51-100				RPI 101+			
RPI	S	Opponent	Score	RPI	S	Opponent	Score	RPI	S	Opponent	Score	RPI	S	Opponent	Score
				39	A	IUPUI	72 73	61	A	Chattanooga	81 79	181	H	Arkansas St.	97 91
								90	A	Northwestern	64 90	184	H	Samford	89 68
												219	H	Southern Ill.	95 94
LAST 12 Division I GAMES:															
				61	A	Chattanooga	81 79	184	H	Samford	89 68				
				90	A	Northwestern	64 90								
				181	H	Arkansas St.	97 91								
				39	A	IUPUI	72 73								
				219	H	Southern Ill.	95 94								

Non-Div I Games: Christian Bros. 108 82

UT Martin

Average RPI Win:	312	WON-LOST	WINNING	LAST 10	STRENGTH OF	OPP. STRENGTH	TEAM	ADJ.	CONF.	ADJ CONF.
Average RPI Loss:	179	RECORD	PCT. RANK	GAMES	SCHEDULE	OF SCHEDULE	RPI	RPI	RPI	RPI
DIV. I ONLY	2- 5	252	0- 1	326	267	339	339	17	17	
DIV. I NON-CONF.	2- 5	252	0- 1	326	267	339	339	17	17	

TOTALS	RPI 1-25	RPI 26-50	W-L RECORDS	RPI 51-100	RPI 101-150	RPI 150+				
2- 5	0- 0	0- 0	OVERALL	0- 1	0- 1	2- 3				
2- 4	0- 0	0- 0	HOME	0- 1	0- 1	2- 2				
0- 1	0- 0	0- 0	AWAY	0- 0	0- 0	0- 1				
0- 0	0- 0	0- 0	NEUTRAL	0- 0	0- 0	0- 0				
2- 5	0- 0	0- 0	NON-CONFERENCE	0- 1	0- 1	2- 3				
2- 4	0- 0	0- 0	HOME	0- 1	0- 1	2- 2				
0- 1	0- 0	0- 0	AWAY	0- 0	0- 0	0- 1				
0- 0	0- 0	0- 0	NEUTRAL	0- 0	0- 0	0- 0				
0- 0	0- 0	0- 0	CONFERENCE	0- 0	0- 0	0- 0				
0- 0	0- 0	0- 0	HOME	0- 0	0- 0	0- 0				
0- 0	0- 0	0- 0	AWAY	0- 0	0- 0	0- 0				
0- 0	0- 0	0- 0	NEUTRAL	0- 0	0- 0	0- 0				

RPI 1-25				RPI 26-50				RPI 51-100				RPI 101+				Team's RPI: 339
RPI	S	Opponent	Score	RPI	S	Opponent	Score	RPI	S	Opponent	Score	RPI	S	Opponent	Score	
								95	H	Abilene Christian	69 70	135	H	New Mexico St.	65 69	
												181	H	Arkansas St.	66 67	
												192	H	Nicholls St.	56 58	
												275	H	CSU Bakersfield	53 47	
												291	A	Weber St.	63 68	
												349	H	Alcorn	77 51	
LAST 12 Division I GAMES:																
275	H	CSU Bakersfield	53 47	181	H	Arkansas St.	66 67	291	A	Weber St.	63 68	95	H	Abilene Christian	69 70	
349	H	Alcorn	77 51	192	H	Nicholls St.	56 58	135	H	New Mexico St.	65 69					

Non-Div I Games:

UTEP

Average RPI Win: **263**
 Average RPI Loss: **217**

WON-LOST
RECORD

WINNING
PCT. RANK

LAST 10
GAMES

STRENGTH OF
SCHEDULE

OPP. STRENGTH
OF SCHEDULE

TEAM
RPI

ADJ.
RPI

CONF.
RPI

ADJ CONF.
RPI

DIV. I ONLY	3- 3	160	1- 0	319	233	287	287	30	30
DIV. I NON-CONF.	3- 3	160	1- 0	319	233	287	287	30	30
TOTALS	RPI 1-25	RPI 26-50	W-L RECORDS	RPI 51-100	RPI 101-150	RPI 150+			
3- 3	0- 0	0- 0	OVERALL	0- 0	1- 0	2- 3			
2- 1	0- 0	0- 0	HOME	0- 0	1- 0	1- 1			
1- 2	0- 0	0- 0	AWAY	0- 0	0- 0	1- 2			
0- 0	0- 0	0- 0	NEUTRAL	0- 0	0- 0	0- 0			
3- 3	0- 0	0- 0	NON-CONFERENCE	0- 0	1- 0	2- 3			
2- 1	0- 0	0- 0	HOME	0- 0	1- 0	1- 1			
1- 2	0- 0	0- 0	AWAY	0- 0	0- 0	1- 2			
0- 0	0- 0	0- 0	NEUTRAL	0- 0	0- 0	0- 0			
0- 0	0- 0	0- 0	CONFERENCE	0- 0	0- 0	0- 0			
0- 0	0- 0	0- 0	HOME	0- 0	0- 0	0- 0			
0- 0	0- 0	0- 0	AWAY	0- 0	0- 0	0- 0			
0- 0	0- 0	0- 0	NEUTRAL	0- 0	0- 0	0- 0			

RPI	S	Opponent	Score	RPI	S	Opponent	Score	RPI	S	Opponent	Score	RPI	S	Opponent	Score	Team's RPI: 287
136	H	Prairie View	57 50	190	A	Massachusetts	70 74	213	A	UTSA	58 61	249	H	A&M-Corpus Christi	49 59	
316	H	Louisiana	75 60	336	A	Canisius	57 53	213	A	UTSA	58 61	249	H	A&M-Corpus Christi	49 59	
136	H	Prairie View	57 50	190	A	Massachusetts	70 74	336	A	Canisius	57 53	213	A	UTSA	58 61	
316	H	Louisiana	75 60	336	A	Canisius	57 53	213	A	UTSA	58 61	249	H	A&M-Corpus Christi	49 59	
136	H	Prairie View	57 50	190	A	Massachusetts	70 74	336	A	Canisius	57 53	213	A	UTSA	58 61	
316	H	Louisiana	75 60	336	A	Canisius	57 53	213	A	UTSA	58 61	249	H	A&M-Corpus Christi	49 59	
136	H	Prairie View	57 50	190	A	Massachusetts	70 74	336	A	Canisius	57 53	213	A	UTSA	58 61	
316	H	Louisiana	75 60	336	A	Canisius	57 53	213	A	UTSA	58 61	249	H	A&M-Corpus Christi	49 59	
136	H	Prairie View	57 50	190	A	Massachusetts	70 74	336	A	Canisius	57 53	213	A	UTSA	58 61	
316	H	Louisiana	75 60	336	A	Canisius	57 53	213	A	UTSA	58 61	249	H	A&M-Corpus Christi	49 59	

LAST 12 Division I GAMES:

316	H	Louisiana	75 60	213	A	UTSA	58 61
136	H	Prairie View	57 50	249	H	A&M-Corpus Christi	49 59
190	A	Massachusetts	70 74				
336	A	Canisius	57 53				

Non-Div I Games: Texas Lutheran 82 38 UNKNOWN 74 43

UTRGV

Loss, Non-Conf, S Site, H Home A Away N Neutral

Average RPI Win:	289	WON-LOST	WINNING	LAST 10	STRENGTH OF	OPP. STRENGTH	TEAM	ADJ.	CONF.	ADJ CONF.
Average RPI Loss:	120	RECORD	PCT. RANK	GAMES	SCHEDULE	OF SCHEDULE	RPI	RPI	RPI	RPI
DIV. I ONLY	2- 5	252	0- 1	58	299	213	213	17	17	
DIV. I NON-CONF.	2- 5	252	0- 1	58	299	213	213	17	17	

TOTALS	RPI 1-25	RPI 26-50	W-L RECORDS	RPI 51-100	RPI 101-150	RPI 150+				
2- 5	0- 1	0- 1	OVERALL	0- 0	0- 1	2- 2				
2- 2	0- 0	0- 1	HOME	0- 0	0- 1	2- 0				
0- 2	0- 1	0- 0	AWAY	0- 0	0- 0	0- 1				
0- 1	0- 0	0- 0	NEUTRAL	0- 0	0- 0	0- 1				
2- 5	0- 1	0- 1	NON-CONFERENCE	0- 0	0- 1	2- 2				
2- 2	0- 0	0- 1	HOME	0- 0	0- 1	2- 0				
0- 2	0- 1	0- 0	AWAY	0- 0	0- 0	0- 1				
0- 1	0- 0	0- 0	NEUTRAL	0- 0	0- 0	0- 1				
0- 0	0- 0	0- 0	CONFERENCE	0- 0	0- 0	0- 0				
0- 0	0- 0	0- 0	HOME	0- 0	0- 0	0- 0				
0- 0	0- 0	0- 0	AWAY	0- 0	0- 0	0- 0				
0- 0	0- 0	0- 0	NEUTRAL	0- 0	0- 0	0- 0				

RPI 1-25				RPI 26-50				RPI 51-100				RPI 101+ Team's RPI: 213			
RPI	S	Opponent	Score	RPI	S	Opponent	Score	RPI	S	Opponent	Score	RPI	S	Opponent	Score
17	A	Texas	54 98	39	H	IUPUI	50 58					148	H	Texas St.	60 68
												162	A	Seton Hall	53 84
												232	N	UMBC	58 72
												287	H	UTRGV	61 58
												291	H	Weber St.	66 59

LAST 12 Division I GAMES:															
287	H	UTRGV	61 58	17	A	Texas	54 98	291	H	Weber St.	66 59				
162	A	Seton Hall	53 84	39	H	IUPUI	50 58	148	H	Texas St.	60 68				
232	N	UMBC	58 72												

Non-Div I Games: Concordia (TX) 78 51

UTSA

Average RPI	Win:	206	WON-LOST	WINNING	LAST 10	STRENGTH OF	OPP. STRENGTH	TEAM	ADJ.	CONF.	ADJ CONF.
Average RPI	Loss:	0	RECORD	PCT. RANK	GAMES	SCHEDULE	OF SCHEDULE	RPI	RPI	RPI	RPI
DIV. I ONLY		7- 0		1	1- 0	339	15	126	126	2	2
DIV. I NON-CONF.		7- 0		1	1- 0	339	15	126	126	2	2

TOTALS	RPI 1-25		RPI 26-50		W-L RECORDS	RPI 51-100		RPI 101-150		RPI 150+	
7- 0	0- 0		0- 0		OVERALL	1- 0		1- 0		5- 0	
5- 0	0- 0		0- 0		HOME	1- 0		1- 0		3- 0	
2- 0	0- 0		0- 0		AWAY	0- 0		0- 0		2- 0	
0- 0	0- 0		0- 0		NEUTRAL	0- 0		0- 0		0- 0	
7- 0	0- 0		0- 0		NON-CONFERENCE	1- 0		1- 0		5- 0	
5- 0	0- 0		0- 0		HOME	1- 0		1- 0		3- 0	
2- 0	0- 0		0- 0		AWAY	0- 0		0- 0		2- 0	
0- 0	0- 0		0- 0		NEUTRAL	0- 0		0- 0		0- 0	
0- 0	0- 0		0- 0		CONFERENCE	0- 0		0- 0		0- 0	
0- 0	0- 0		0- 0		HOME	0- 0		0- 0		0- 0	
0- 0	0- 0		0- 0		AWAY	0- 0		0- 0		0- 0	
0- 0	0- 0		0- 0		NEUTRAL	0- 0		0- 0		0- 0	

RPI 1-25				RPI 26-50				RPI 51-100				RPI 101+				Team's RPI: 126
RPI	S	Opponent	Score	RPI	S	Opponent	Score	RPI	S	Opponent	Score	RPI	S	Opponent	Score	
								60	H	Al abama	72 62	129	H	Idaho St.	74 60	
												170	A	Nevada	74 52	
												227	H	Utah Valley	85 47	
												278	A	Eastern Wash.	95 51	
												282	H	Seattle U	89 62	
												295	H	Long Beach St.	82 59	

LAST 12 Division I GAMES:																
				227	H	Utah Valley	85 47	129	H	Idaho St.	74 60					
				282	H	Seattle U	89 62	295	H	Long Beach St.	82 59					
				278	A	Eastern Wash.	95 51	60	H	Al abama	72 62					
								170	A	Nevada	74 52					

Non-Div I Games:

Utah

Average RPI Win: 233

Average RPI Loss: 55

WON-LOST
RECORDWINNING
PCT. RANKLAST 10
GAMESSTRENGTH OF
SCHEDULEOPP. STRENGTH
OF SCHEDULETEAM
RPIADJ.
RPICONF.
RPIADJ CONF.
RPIDIV. I ONLY
DIV. I NON-CONF.1- 5
1- 5287
2870- 1
0- 14
4219
21969
6969
699
99
9

TOTALS

RPI 1-25

RPI 26-50

W-L RECORDS

RPI 51-100

RPI 101-150

RPI 150+

1- 5

0- 2

0- 0

OVERALL

0- 2

0- 1

1- 0

0- 2

0- 1

0- 0

HOME

0- 0

0- 1

0- 0

1- 1

0- 0

0- 0

AWAY

0- 1

0- 0

1- 0

0- 2

0- 1

0- 0

NEUTRAL

0- 1

0- 0

0- 0

1- 5

0- 2

0- 0

NON-CONFERENCE

0- 2

0- 1

1- 0

0- 2

0- 1

0- 0

HOME

0- 0

0- 1

0- 0

1- 1

0- 0

0- 0

AWAY

0- 1

0- 0

1- 0

0- 2

0- 1

0- 0

NEUTRAL

0- 1

0- 0

0- 0

0- 0

0- 0

0- 0

CONFERENCE

0- 0

0- 0

0- 0

0- 0

0- 0

0- 0

HOME

0- 0

0- 0

0- 0

0- 0

0- 0

0- 0

AWAY

0- 0

0- 0

0- 0

0- 0

0- 0

0- 0

NEUTRAL

0- 0

0- 0

0- 0

RPI 1-25

RPI 26-50

RPI 51-100

Team's RPI: 69

RPI 101+

RPI	S	Opponent	Score
4	H	Oregon	58 88
9	N	Colorado	68 78

RPI	S	Opponent	Score
-----	---	----------	-------

RPI	S	Opponent	Score
70	N	Southern California	46 55
82	A	Portland	54 61

RPI	S	Opponent	Score
110	H	BYU	57 62
233	A	Washington St.	72 61

LAST 12 Division I GAMES:

70	N	Southern California	46	55	82	A	Portland	54	61
110	H	BYU	57	62	9	N	Colorado	68	78
4	H	Oregon	58	88					
233	A	Washington St.	72	61					

Non-Div I Games:

Northern N.M.

106 35

Utah St.

Average RPI Win:	317	WON-LOST	WINNING	LAST 10	STRENGTH OF	OPP. STRENGTH	TEAM	ADJ.	CONF.	ADJ CONF.
Average RPI Loss:	106	RECORD	PCT. RANK	GAMES	SCHEDULE	OF SCHEDULE	RPI	RPI	RPI	RPI

DIV. I ONLY	1- 3	269	0- 1	50	329	227	227	30	30
DIV. I NON-CONF.	1- 3	269	0- 1	50	329	227	227	30	30

TOTALS	RPI 1-25	RPI 26-50	W-L RECORDS	RPI 51-100	RPI 101-150	RPI 150+			
1- 3	0- 0	0- 0	OVERALL	0- 1	0- 2	1- 0			
1- 2	0- 0	0- 0	HOME	0- 1	0- 1	1- 0			
0- 1	0- 0	0- 0	AWAY	0- 0	0- 1	0- 0			
0- 0	0- 0	0- 0	NEUTRAL	0- 0	0- 0	0- 0			
1- 3	0- 0	0- 0	NON-CONFERENCE	0- 1	0- 2	1- 0			
1- 2	0- 0	0- 0	HOME	0- 1	0- 1	1- 0			
0- 1	0- 0	0- 0	AWAY	0- 0	0- 1	0- 0			
0- 0	0- 0	0- 0	NEUTRAL	0- 0	0- 0	0- 0			
0- 0	0- 0	0- 0	CONFERENCE	0- 0	0- 0	0- 0			
0- 0	0- 0	0- 0	HOME	0- 0	0- 0	0- 0			
0- 0	0- 0	0- 0	AWAY	0- 0	0- 0	0- 0			
0- 0	0- 0	0- 0	NEUTRAL	0- 0	0- 0	0- 0			

RPI 1-25				RPI 26-50				RPI 51-100				RPI 101+ Team's RPI: 227			
RPI	S	Opponent	Score	RPI	S	Opponent	Score	RPI	S	Opponent	Score	RPI	S	Opponent	Score
								82	H	Portland	60 65	110	H	BYU	51 77
												126	A	Utah	47 85
												317	H	UC Santa Barbara	63 54
LAST 12 Division I GAMES:															
126	A	Utah	47 85	82	H	Portland	60 65	110	H	BYU	51 77	317	H	UC Santa Barbara	63 54

Non-Div I Games: Ottawa (AZ) 90 61 La Verne 86 79 Arizona Christian 76 68

Utah Valley

Average RPI Win:	232	WON-LOST	WINNING	LAST 10	STRENGTH OF	OPP. STRENGTH	TEAM	ADJ.	CONF.	ADJ CONF.
Average RPI Loss:	29	RECORD	PCT. RANK	GAMES	SCHEDULE	OF SCHEDULE	RPI	RPI	RPI	RPI
DIV. I ONLY	5- 2	80	1- 0	113	186	75	75	14	14	
DIV. I NON-CONF.	5- 2	80	1- 0	113	186	75	75	14	14	

TOTALS	RPI 1-25	RPI 26-50	W-L RECORDS	RPI 51-100	RPI 101-150	RPI 150+				
5- 2	0- 1	0- 1	OVERALL	0- 0	1- 0	4- 0				
3- 0	0- 0	0- 0	HOME	0- 0	1- 0	2- 0				
1- 1	0- 1	0- 0	AWAY	0- 0	0- 0	1- 0				
1- 1	0- 0	0- 1	NEUTRAL	0- 0	0- 0	1- 0				
5- 2	0- 1	0- 1	NON-CONFERENCE	0- 0	1- 0	4- 0				
3- 0	0- 0	0- 0	HOME	0- 0	1- 0	2- 0				
1- 1	0- 1	0- 0	AWAY	0- 0	0- 0	1- 0				
1- 1	0- 0	0- 1	NEUTRAL	0- 0	0- 0	1- 0				
0- 0	0- 0	0- 0	CONFERENCE	0- 0	0- 0	0- 0				
0- 0	0- 0	0- 0	HOME	0- 0	0- 0	0- 0				
0- 0	0- 0	0- 0	AWAY	0- 0	0- 0	0- 0				
0- 0	0- 0	0- 0	NEUTRAL	0- 0	0- 0	0- 0				

RPI 1-25				RPI 26-50				RPI 51-100 Team's RPI: 75				RPI 101+			
RPI	S	Opponent	Score	RPI	S	Opponent	Score	RPI	S	Opponent	Score	RPI	S	Opponent	Score
19	A	North Carolina	47 59	39	N	IUPUI	61 63					150	H	UNCW	58 47
												171	H	Wake Forest	53 40
												196	A	William & Mary	72 55
												291	N	Weber St.	64 36
												350	H	Longwood	84 55
LAST 12 Division I GAMES:															
19	A	North Carolina	47 59	150	H	UNCW	58 47	39	N	IUPUI	61 63	171	H	Wake Forest	53 40
350	H	Longwood	84 55	291	N	Weber St.	64 36								
196	A	William & Mary	72 55												

Non-Div I Games:

VCU

Average RPI Win:	305	WON-LOST	WINNING	LAST 10	STRENGTH OF	OPP. STRENGTH	TEAM	ADJ.	CONF.	ADJ CONF.
Average RPI Loss:	170	RECORD	PCT. RANK	GAMES	SCHEDULE	OF SCHEDULE	RPI	RPI	RPI	RPI
DIV. I ONLY	2- 5	252	1- 0	287	224	293	293	16	16	
DIV. I NON-CONF.	2- 5	252	1- 0	287	224	293	293	16	16	

TOTALS	RPI 1-25	RPI 26-50	W-L RECORDS	RPI 51-100	RPI 101-150	RPI 150+				
2- 5	0- 0	0- 0	OVERALL	0- 1	0- 0	2- 4				
0- 2	0- 0	0- 0	HOME	0- 1	0- 0	0- 1				
1- 3	0- 0	0- 0	AWAY	0- 0	0- 0	1- 3				
1- 0	0- 0	0- 0	NEUTRAL	0- 0	0- 0	1- 0				
2- 5	0- 0	0- 0	NON-CONFERENCE	0- 1	0- 0	2- 4				
0- 2	0- 0	0- 0	HOME	0- 1	0- 0	0- 1				
1- 3	0- 0	0- 0	AWAY	0- 0	0- 0	1- 3				
1- 0	0- 0	0- 0	NEUTRAL	0- 0	0- 0	1- 0				
0- 0	0- 0	0- 0	CONFERENCE	0- 0	0- 0	0- 0				
0- 0	0- 0	0- 0	HOME	0- 0	0- 0	0- 0				
0- 0	0- 0	0- 0	AWAY	0- 0	0- 0	0- 0				
0- 0	0- 0	0- 0	NEUTRAL	0- 0	0- 0	0- 0				

RPI 1-25				RPI 26-50				RPI 51-100				RPI 101+ Team's RPI: 293							
RPI	S	Opponent	Score	RPI	S	Opponent	Score	RPI	S	Opponent	Score	RPI	S	Opponent	Score				
								93	H	Toledo	59	65	155	H	North Dakota	56	62		
												168	A	Illinois	54	73			
												197	A	Morehead St.	62	68			
												238	A	UIC	65	75			
												276	N	St. Francis Brooklyn	78	76			
												333	A	Chicago St.	76	70			
LAST 12 Division I GAMES:																			
333	A	Chicago St.	76	70	197	A	Morehead St.	62	68	168	A	Illinois	54	73	155	H	North Dakota	56	62
93	H	Toledo	59	65	238	A	UIC	65	75										
276	N	St. Francis Brooklyn	78	76															

Non-Div I Games:

Valparaiso

Average RPI		Win: 301	WON-LOST RECORD	WINNING PCT. RANK	LAST 10 GAMES	STRENGTH OF SCHEDULE	OPP. STRENGTH OF SCHEDULE	TEAM RPI	ADJ. RPI	CONF. RPI	ADJ. CONF. RPI
Loss: 73											
DIV. I ONLY			3- 4	193	1- 0	49	201	151	151	5	5
DIV. I NON-CONF.			3- 4	193	1- 0	49	201	151	151	5	5
TOTALS		RPI 1-25		RPI 26-50		W-L RECORDS	RPI 51-100	RPI 101-150		RPI 150+	
3- 4	0- 2			0- 0		OVERALL	0- 0	0- 1		3- 1	
3- 1	0- 0			0- 0		HOME	0- 0	0- 0		3- 1	
0- 2	0- 1			0- 0		AWAY	0- 0	0- 1		0- 0	
0- 1	0- 1			0- 0		NEUTRAL	0- 0	0- 0		0- 0	
3- 4	0- 2			0- 0		NON-CONFERENCE	0- 0	0- 1		3- 1	
3- 1	0- 0			0- 0		HOME	0- 0	0- 0		3- 1	
0- 2	0- 1			0- 0		AWAY	0- 0	0- 1		0- 0	
0- 1	0- 1			0- 0		NEUTRAL	0- 0	0- 0		0- 0	
0- 0	0- 0			0- 0		CONFERENCE	0- 0	0- 0		0- 0	
0- 0	0- 0			0- 0		HOME	0- 0	0- 0		0- 0	
0- 0	0- 0			0- 0		AWAY	0- 0	0- 0		0- 0	
0- 0	0- 0			0- 0		NEUTRAL	0- 0	0- 0		0- 0	

[illegible]

Non-Div I Games:

Vanderbi l t

Average RPI Win: 299		WON-LOST RECORD	WINNING PCT. RANK	LAST 10 GAMES	STRENGTH OF SCHEDULE	OPP. STRENGTH OF SCHEDULE	TEAM RPI	ADJ. RPI	CONF. RPI	ADJ CONF. RPI
Average RPI Loss: 166										
DIV. I ONLY		2- 4	226	0- 1	205	268	298	298	25	25
DIV. I NON-CONF.		2- 4	226	0- 1	205	268	298	298	25	25
TOTALS		RPI 1-25	RPI 26-50	W-L RECORDS		RPI 51-100	RPI 101-150	RPI 150+		
2- 4	0- 0		0- 0	OVERALL		0- 0	0- 3	2- 1		
2- 4	0- 0		0- 0	HOME		0- 0	0- 3	2- 1		
0- 0	0- 0		0- 0	AWAY		0- 0	0- 0	0- 0		
0- 0	0- 0		0- 0	NEUTRAL		0- 0	0- 0	0- 0		
2- 4	0- 0		0- 0	NON-CONFERENCE		0- 0	0- 3	2- 1		
2- 4	0- 0		0- 0	HOME		0- 0	0- 3	2- 1		
0- 0	0- 0		0- 0	AWAY		0- 0	0- 0	0- 0		
0- 0	0- 0		0- 0	NEUTRAL		0- 0	0- 0	0- 0		
0- 0	0- 0		0- 0	CONFERENCE		0- 0	0- 0	0- 0		
0- 0	0- 0		0- 0	HOME		0- 0	0- 0	0- 0		
0- 0	0- 0		0- 0	AWAY		0- 0	0- 0	0- 0		
0- 0	0- 0		0- 0	NEUTRAL		0- 0	0- 0	0- 0		

RPI 1-25				RPI 26-50				RPI 51-100				RPI 101+				Team's RPI: 298	
RPI	S	Opponent	Score	RPI	S	Opponent	Score	RPI	S	Opponent	Score	RPI	S	Opponent	Score		
												114	H	Rhode Island	58	61	
												117	H	Drexel	44	60	
												123	H	Holy Cross	40	65	
												283	H	Rider	54	49	
												308	H	Dartmouth	42	66	
												314	H	Wagner	56	54	
LAST 12 Division I GAMES:																	
				117	H	Drexel	44	60	123	H	Holy Cross	40	65				
									314	H	Wagner	56	54				
									114	H	Rhode Island	58	61				
									308	H	Dartmouth	42	66				
									283	H	Rider	54	49				

Non-Div I Games: Norw ich 78 28

Vermont

■ Loss, ■ Non-Conf, S Site, H Home A Away N Neutral

Average RPI	Win: 218	WON-LOST	WINNING	LAST 10	STRENGTH OF	OPP. STRENGTH	TEAM	ADJ.	CONF.	ADJ CONF.
Average RPI	Loss: 55	RECORD	PCT. RANK	GAMES	SCHEDULE	OF SCHEDULE	RPI	RPI	RPI	RPI
DIV. I ONLY	4- 2	97	1- 0	127	154	98	98	7	7	
DIV. I NON-CONF.	4- 2	97	1- 0	127	154	98	98	7	7	

TOTALS	RPI 1-25	RPI 26-50	W-L RECORDS	RPI 51-100	RPI 101-150	RPI 150+				
4- 2	0- 0	0- 1	OVERALL	0- 1	1- 0	3- 0				
3- 0	0- 0	0- 0	HOME	0- 0	0- 0	3- 0				
1- 1	0- 0	0- 1	AWAY	0- 0	1- 0	0- 0				
0- 1	0- 0	0- 0	NEUTRAL	0- 1	0- 0	0- 0				
4- 2	0- 0	0- 1	NON-CONFERENCE	0- 1	1- 0	3- 0				
3- 0	0- 0	0- 0	HOME	0- 0	0- 0	3- 0				
1- 1	0- 0	0- 1	AWAY	0- 0	1- 0	0- 0				
0- 1	0- 0	0- 0	NEUTRAL	0- 1	0- 0	0- 0				
0- 0	0- 0	0- 0	CONFERENCE	0- 0	0- 0	0- 0				
0- 0	0- 0	0- 0	HOME	0- 0	0- 0	0- 0				
0- 0	0- 0	0- 0	AWAY	0- 0	0- 0	0- 0				
0- 0	0- 0	0- 0	NEUTRAL	0- 0	0- 0	0- 0				

RPI 1-25				RPI 26-50				RPI 51-100				Team's RPI: 98				RPI 101+				
RPI	S	Opponent	Score	RPI	S	Opponent	Score	RPI	S	Opponent	Score	RPI	S	Opponent	Score	RPI	S	Opponent	Score	
				43	A	UCF	56 71					67	N	Virginia Tech	59 61	142	A	Lehigh	70 48	
																180	H	Hartford	59 41	
																235	H	Princeton	67 46	
																315	H	La Salle	81 68	
LAST 12 Division I GAMES:																				
				43	A	UCF	56 71					235	H	Princeton	67 46					
				67	N	Virginia Tech	59 61													
				315	H	La Salle	81 68													
				142	A	Lehigh	70 48													
				180	H	Hartford	59 41													

Non-Div I Games:

Villanova

Average RPI Win:	184	WON-LOST	WINNING	LAST 10	STRENGTH OF	OPP. STRENGTH	TEAM	ADJ.	CONF.	ADJ CONF.
Average RPI Loss:	83	RECORD	PCT. RANK	GAMES	SCHEDULE	OF SCHEDULE	RPI	RPI	RPI	RPI
DIV. I ONLY	2- 5	252	0- 1	10	271	105	105	1	1	
DIV. I NON-CONF.	2- 5	252	0- 1	10	271	105	105	1	1	

TOTALS	RPI 1-25	RPI 26-50	W-L RECORDS	RPI 51-100	RPI 101-150	RPI 150+				
2- 5	0- 1	1- 0	OVERALL	0- 3	0- 0	1- 1				
1- 3	0- 0	0- 0	HOME	0- 2	0- 0	1- 1				
1- 2	0- 1	1- 0	AWAY	0- 1	0- 0	0- 0				
0- 0	0- 0	0- 0	NEUTRAL	0- 0	0- 0	0- 0				
2- 5	0- 1	1- 0	NON-CONFERENCE	0- 3	0- 0	1- 1				
1- 3	0- 0	0- 0	HOME	0- 2	0- 0	1- 1				
1- 2	0- 1	1- 0	AWAY	0- 1	0- 0	0- 0				
0- 0	0- 0	0- 0	NEUTRAL	0- 0	0- 0	0- 0				
0- 0	0- 0	0- 0	CONFERENCE	0- 0	0- 0	0- 0				
0- 0	0- 0	0- 0	HOME	0- 0	0- 0	0- 0				
0- 0	0- 0	0- 0	AWAY	0- 0	0- 0	0- 0				
0- 0	0- 0	0- 0	NEUTRAL	0- 0	0- 0	0- 0				

RPI 1-25				RPI 26-50				RPI 51-100				RPI 101+ Team's RPI: 105			
RPI	S	Opponent	Score	RPI	S	Opponent	Score	RPI	S	Opponent	Score	RPI	S	Opponent	Score
16	A	Kentucky	51 63	40	A	Old Domini on	73 67	66	A	Michigan St.	66 91	179	H	Saint Louis	65 67
								71	H	Central Mich.	61 74	327	H	N. C. A&T	67 57
								85	H	Mississippi St.	44 72				
LAST 12 Division I GAMES:															
				66	A	Michigan St.	66 91	179	H	Saint Louis	65 67				
								71	H	Central Mich.	61 74				
								327	H	N. C. A&T	67 57				
				40	A	Old Domini on	73 67								
				16	A	Kentucky	51 63								
				85	H	Mississippi St.	44 72								

Non-Div I Games:

Virginia

Average RPI		Win: 201	WON-LOST RECORD	WINNING PCT. RANK	LAST 10 GAMES	STRENGTH OF SCHEDULE	OPP. STRENGTH OF SCHEDULE	TEAM RPI	ADJ. RPI	CONF. RPI	ADJ. CONF. RPI
Loss: 0			8- 0	1	1- 0	272	81	67	67	1	1
DIV. I ONLY			8- 0	1	1- 0	272	81	67	67	1	1
DIV. I NON-CONF.			8- 0	1	1- 0	272	81	67	67	1	1
TOTALS		RPI 1-25		RPI 26-50		W-L RECORDS	RPI 51-100	RPI 101-150		RPI 150+	
8- 0	0- 0			0- 0		OVERALL	2- 0	1- 0		5- 0	
5- 0	0- 0			0- 0		HOME	1- 0	1- 0		3- 0	
1- 0	0- 0			0- 0		AWAY	0- 0	0- 0		1- 0	
2- 0	0- 0			0- 0		NEUTRAL	1- 0	0- 0		1- 0	
8- 0	0- 0			0- 0		NON-CONFERENCE	2- 0	1- 0		5- 0	
5- 0	0- 0			0- 0		HOME	1- 0	1- 0		3- 0	
1- 0	0- 0			0- 0		AWAY	0- 0	0- 0		1- 0	
2- 0	0- 0			0- 0		NEUTRAL	1- 0	0- 0		1- 0	
0- 0	0- 0			0- 0		CONFERENCE	0- 0	0- 0		0- 0	
0- 0	0- 0			0- 0		HOME	0- 0	0- 0		0- 0	
0- 0	0- 0			0- 0		AWAY	0- 0	0- 0		0- 0	
0- 0	0- 0			0- 0		NEUTRAL	0- 0	0- 0		0- 0	

RPI 1-25				RPI 26-50				RPI 51-100				RPI 101+			
RPI	S	Opponent	Score	RPI	S	Opponent	Score	RPI	S	Opponent	Score	RPI	S	Opponent	Score
								61	H	Chattanooga	74 59	131	H	Rutgers	67 51
								98	N	Villanova	61 59	154	H	Monmouth	82 49
												271	H	Ga. Southern	78 49
												279	A	Liberty	72 61
												307	H	USC Upstate	96 45
												309	N	Richmond	85 57
LAST 12 Division I GAMES:															
				131	H	Rutgers	67 51	271	H	Ga. Southern	78 49				
				309	N	Richmond	85 57	307	H	USC Upstate	96 45				
				98	N	Villanova	61 59								
				61	H	Chattanooga	74 59								
				154	H	Monmouth	82 49								
				279	A	Liberty	72 61								

Non-Div I Games:

Virginia Tech

Average RPI	Win: 350	WON-LOST RECORD	WINNING PCT. RANK	LAST 10 GAMES	STRENGTH OF SCHEDULE	OPP. STRENGTH OF SCHEDULE	TEAM RPI	ADJ. RPI	CONF. RPI	ADJ CONF. RPI
Average RPI	Loss: 216									
DIV. I ONLY		1- 7	313	0- 1	221	333	314	314	31	31
DIV. I NON-CONF.		1- 7	313	0- 1	221	333	314	314	31	31

TOTALS	RPI 1-25		RPI 26-50		W-L RECORDS		RPI 51-100		RPI 101-150	RPI 150+
1- 7	0- 0		0- 0		OVERALL		0- 0		0- 1	1- 6
0- 2	0- 0		0- 0		HOME		0- 0		0- 0	0- 2
1- 4	0- 0		0- 0		AWAY		0- 0		0- 1	1- 3
0- 1	0- 0		0- 0		NEUTRAL		0- 0		0- 0	0- 1
1- 7	0- 0		0- 0		NON-CONFERENCE		0- 0		0- 1	1- 6
0- 2	0- 0		0- 0		HOME		0- 0		0- 0	0- 2
1- 4	0- 0		0- 0		AWAY		0- 0		0- 1	1- 3
0- 1	0- 0		0- 0		NEUTRAL		0- 0		0- 0	0- 1
0- 0	0- 0		0- 0		CONFERENCE		0- 0		0- 0	0- 0
0- 0	0- 0		0- 0		HOME		0- 0		0- 0	0- 0
0- 0	0- 0		0- 0		AWAY		0- 0		0- 0	0- 0
0- 0	0- 0		0- 0		NEUTRAL		0- 0		0- 0	0- 0

RPI 1-25				RPI 26-50				RPI 51-100				RPI 101+ Team's RPI: 314			
RPI	S	Opponent	Score	RPI	S	Opponent	Score	RPI	S	Opponent	Score	RPI	S	Opponent	Score
												111	A	Fordham	59 80
												162	A	Seton Hall	40 95
												193	H	Yale	41 74
												228	A	Saint Peter's	57 69
												257	N	Siena	71 74
												265	H	Lafayette	43 66
												298	A	Vermont	54 56
												350	A	Longwood	86 60

LAST 12 Division I GAMES:															
265	H	Lafayette	43 66	257	N	Siena	71 74								
350	A	Longwood	86 60	228	A	Saint Peter's	57 69								
111	A	Fordham	59 80	193	H	Yale	41 74								
162	A	Seton Hall	40 95	298	A	Vermont	54 56								

Non-Div I Games:

Wagner

Average RPI	Win: 258	WON-LOST	WINNING	LAST 10	STRENGTH OF	OPP. STRENGTH	TEAM	ADJ.	CONF.	ADJ CONF.
Average RPI	Loss: 93	RECORD	PCT. RANK	GAMES	SCHEDULE	OF SCHEDULE	RPI	RPI	RPI	RPI
DIV. I ONLY	3- 4	193	0- 1	48	282	171	171	1	1	
DIV. I NON-CONF.	3- 4	193	0- 1	48	282	171	171	1	1	

TOTALS	RPI 1-25	RPI 26-50	W-L RECORDS	RPI 51-100	RPI 101-150	RPI 150+				
3- 4	0- 0	0- 0	OVERALL	0- 3	0- 0	3- 1				
3- 2	0- 0	0- 0	HOME	0- 2	0- 0	3- 0				
0- 2	0- 0	0- 0	AWAY	0- 1	0- 0	0- 1				
0- 0	0- 0	0- 0	NEUTRAL	0- 0	0- 0	0- 0				
3- 4	0- 0	0- 0	NON-CONFERENCE	0- 3	0- 0	3- 1				
3- 2	0- 0	0- 0	HOME	0- 2	0- 0	3- 0				
0- 2	0- 0	0- 0	AWAY	0- 1	0- 0	0- 1				
0- 0	0- 0	0- 0	NEUTRAL	0- 0	0- 0	0- 0				
0- 0	0- 0	0- 0	CONFERENCE	0- 0	0- 0	0- 0				
0- 0	0- 0	0- 0	HOME	0- 0	0- 0	0- 0				
0- 0	0- 0	0- 0	AWAY	0- 0	0- 0	0- 0				
0- 0	0- 0	0- 0	NEUTRAL	0- 0	0- 0	0- 0				

RPI 1-25				RPI 26-50				RPI 51-100				RPI 101+ Team's RPI: 171			
RPI	S	Opponent	Score	RPI	S	Opponent	Score	RPI	S	Opponent	Score	RPI	S	Opponent	Score
								57	H	Indiana	73 87	161	A	East Carolina	61 70
								75	A	VCU	40 53	228	H	Towson	60 53
								78	H	Xavier	50 62	236	H	Mercer	69 54
												309	H	Richmond	62 48

LAST 12 Division I GAMES:															
								57	H	Indiana	73 87	78	H	Xavier	50 62
								161	A	East Carolina	61 70	75	A	VCU	40 53
												309	H	Richmond	62 48
												236	H	Mercer	69 54
												228	H	Towson	60 53

Non-Div I Games:

Wake Forest

Average RPI	Win:	180	WON-LOST	WINNING	LAST 10	STRENGTH OF	OPP. STRENGTH	TEAM	ADJ.	CONF.	ADJ CONF.
Average RPI	Loss:	51	RECORD	PCT. RANK	GAMES	SCHEDULE	OF SCHEDULE	RPI	RPI	RPI	RPI
DIV. I ONLY			4- 3	137	0- 1	89	65	84	84	2	2
DIV. I NON-CONF.			4- 3	137	0- 1	89	65	84	84	2	2

TOTALS	RPI 1-25		RPI 26-50		W-L RECORDS	RPI 51-100		RPI 101-150		RPI 150+	
4- 3	0- 2		0- 0		OVERALL	1- 0		1- 1		2- 0	
2- 0	0- 0		0- 0		HOME	0- 0		1- 0		1- 0	
1- 1	0- 1		0- 0		AWAY	0- 0		0- 0		1- 0	
1- 2	0- 1		0- 0		NEUTRAL	1- 0		0- 1		0- 0	
4- 3	0- 2		0- 0		NON-CONFERENCE	1- 0		1- 1		2- 0	
2- 0	0- 0		0- 0		HOME	0- 0		1- 0		1- 0	
1- 1	0- 1		0- 0		AWAY	0- 0		0- 0		1- 0	
1- 2	0- 1		0- 0		NEUTRAL	1- 0		0- 1		0- 0	
0- 0	0- 0		0- 0		CONFERENCE	0- 0		0- 0		0- 0	
0- 0	0- 0		0- 0		HOME	0- 0		0- 0		0- 0	
0- 0	0- 0		0- 0		AWAY	0- 0		0- 0		0- 0	
0- 0	0- 0		0- 0		NEUTRAL	0- 0		0- 0		0- 0	

RPI 1-25				RPI 26-50				RPI 51-100 Team's RPI: 84				RPI 101+			
RPI	S	Opponent	Score	RPI	S	Opponent	Score	RPI	S	Opponent	Score	RPI	S	Opponent	Score
20	N	Michigan	73 80									111	N	Fordham	57 65
23	A	Tulane	51 63					76	N	Duke	71 64	122	H	Northern Ariz.	81 59
												240	H	Cal St. Fullerton	83 74
												282	A	Seattle U	69 58

LAST 12 Division I GAMES:															
111	N	Fordham	57 65	20	N	Michigan	73 80								
282	A	Seattle U	69 58												
76	N	Duke	71 64												
23	A	Tulane	51 63												
122	H	Northern Ariz.	81 59												
240	H	Cal St. Fullerton	83 74												

Non-Div I Games:

Washington

Average RPI	Win:	177	WON-LOST	WINNING	LAST 10	STRENGTH OF	OPP. STRENGTH	TEAM	ADJ.	CONF.	ADJ CONF.
Average RPI	Loss:	86	RECORD	PCT. RANK	GAMES	SCHEDULE	OF SCHEDULE	RPI	RPI	RPI	RPI
DIV. I ONLY		4- 4		160	1- 0	253	30	233	233	2	2
DIV. I NON-CONF.		4- 4		160	1- 0	253	30	233	233	2	2

TOTALS	RPI 1-25		RPI 26-50		W-L RECORDS	RPI 51-100		RPI 101-150		RPI 150+	
4- 4	0- 0		1- 0		OVERALL	0- 3		1- 1		2- 0	
3- 3	0- 0		1- 0		HOME	0- 3		1- 0		1- 0	
0- 1	0- 0		0- 0		AWAY	0- 0		0- 1		0- 0	
1- 0	0- 0		0- 0		NEUTRAL	0- 0		0- 0		1- 0	
4- 4	0- 0		1- 0		NON-CONFERENCE	0- 3		1- 1		2- 0	
3- 3	0- 0		1- 0		HOME	0- 3		1- 0		1- 0	
0- 1	0- 0		0- 0		AWAY	0- 0		0- 1		0- 0	
1- 0	0- 0		0- 0		NEUTRAL	0- 0		0- 0		1- 0	
0- 0	0- 0		0- 0		CONFERENCE	0- 0		0- 0		0- 0	
0- 0	0- 0		0- 0		HOME	0- 0		0- 0		0- 0	
0- 0	0- 0		0- 0		AWAY	0- 0		0- 0		0- 0	
0- 0	0- 0		0- 0		NEUTRAL	0- 0		0- 0		0- 0	

RPI 1-25				RPI 26-50				RPI 51-100				RPI 101+ Team's RPI: 233			
RPI	S	Opponent	Score	RPI	S	Opponent	Score	RPI	S	Opponent	Score	RPI	S	Opponent	Score
				49	H	Boise St.	95 71	68	H	Saint Mary's (CA)	64 70	130	H	Nebraska	87 84
								69	H	Utah St.	61 72	132	A	CSUN	52 65
								73	H	UC Davis	62 75	260	N	Jacksonville St.	64 51
												267	H	San Francisco	91 61

LAST 12 Division I GAMES:															
				68	H	Saint Mary's (CA)	64 70	260	N	Jacksonville St.	64 51				
				69	H	Utah St.	61 72	49	H	Boise St.	95 71				
								267	H	San Francisco	91 61				
								132	A	CSUN	52 65				
								73	H	UC Davis	62 75				
								130	H	Nebraska	87 84				

Non-Div I Games:

Washington St.

Average RPI Win:	326	WON-LOST	WINNING	LAST 10	STRENGTH OF	OPP. STRENGTH	TEAM	ADJ.	CONF.	ADJ CONF.
Average RPI Loss:	123	RECORD	PCT. RANK	GAMES	SCHEDULE	OF SCHEDULE	RPI	RPI	RPI	RPI
DIV. I ONLY	2- 3	207	0- 0	305	152	291	291	10	10	
DIV. I NON-CONF.	2- 3	207	0- 0	305	152	291	291	10	10	

TOTALS	RPI 1-25	RPI 26-50	W-L RECORDS	RPI 51-100	RPI 101-150	RPI 150+				
2- 3	0- 0	0- 0	OVERALL	0- 2	0- 0	2- 1				
1- 1	0- 0	0- 0	HOME	0- 1	0- 0	1- 0				
1- 1	0- 0	0- 0	AWAY	0- 0	0- 0	1- 1				
0- 1	0- 0	0- 0	NEUTRAL	0- 1	0- 0	0- 0				
2- 3	0- 0	0- 0	NON-CONFERENCE	0- 2	0- 0	2- 1				
1- 1	0- 0	0- 0	HOME	0- 1	0- 0	1- 0				
1- 1	0- 0	0- 0	AWAY	0- 0	0- 0	1- 1				
0- 1	0- 0	0- 0	NEUTRAL	0- 1	0- 0	0- 0				
0- 0	0- 0	0- 0	CONFERENCE	0- 0	0- 0	0- 0				
0- 0	0- 0	0- 0	HOME	0- 0	0- 0	0- 0				
0- 0	0- 0	0- 0	AWAY	0- 0	0- 0	0- 0				
0- 0	0- 0	0- 0	NEUTRAL	0- 0	0- 0	0- 0				

RPI 1-25				RPI 26-50				RPI 51-100				RPI 101+				Team's RPI: 291
RPI	S	Opponent	Score	RPI	S	Opponent	Score	RPI	S	Opponent	Score	RPI	S	Opponent	Score	
								75	N	VCU	36 64	213	A	UTSA	59 66	
								82	H	Portland	73 89	313	A	Incarnate Word	72 64	
												339	H	UTEP	68 63	

LAST 12 Division I GAMES:																
				339	H	UTEP	68 63	82	H	Portland	73 89					
				213	A	UTSA	59 66									
				75	N	VCU	36 64									
				313	A	Incarnate Word	72 64									

Non-Div I Games: La Verne 105 43

Weber St.

Average RPI	Win:	281	WON-LOST	WINNING	LAST 10	STRENGTH OF	OPP. STRENGTH	TEAM	ADJ.	CONF.	ADJ CONF.
Average RPI	Loss:	37	RECORD	PCT. RANK	GAMES	SCHEDULE	OF SCHEDULE	RPI	RPI	RPI	RPI
DIV. I ONLY		4- 1		63	1- 0	347	44	255	255	3	3
DIV. I NON-CONF.		4- 1		63	1- 0	347	44	255	255	3	3

TOTALS	RPI 1-25		RPI 26-50		W-L RECORDS	RPI 51-100		RPI 101-150		RPI 150+	
4- 1	0- 0		0- 1		OVERALL	0- 0		0- 0		4- 0	
3- 0	0- 0		0- 0		HOME	0- 0		0- 0		3- 0	
0- 0	0- 0		0- 0		AWAY	0- 0		0- 0		0- 0	
1- 1	0- 0		0- 1		NEUTRAL	0- 0		0- 0		1- 0	
4- 1	0- 0		0- 1		NON-CONFERENCE	0- 0		0- 0		4- 0	
3- 0	0- 0		0- 0		HOME	0- 0		0- 0		3- 0	
0- 0	0- 0		0- 0		AWAY	0- 0		0- 0		0- 0	
1- 1	0- 0		0- 1		NEUTRAL	0- 0		0- 0		1- 0	
0- 0	0- 0		0- 0		CONFERENCE	0- 0		0- 0		0- 0	
0- 0	0- 0		0- 0		HOME	0- 0		0- 0		0- 0	
0- 0	0- 0		0- 0		AWAY	0- 0		0- 0		0- 0	
0- 0	0- 0		0- 0		NEUTRAL	0- 0		0- 0		0- 0	

RPI 1-25				RPI 26-50				RPI 51-100				RPI 101+ Team's RPI: 255			
RPI	S	Opponent	Score	RPI	S	Opponent	Score	RPI	S	Opponent	Score	RPI	S	Opponent	Score
				37	N	Iowa	81 84					253	H	Bryant	94 48
												261	N	Eastern Ky.	81 39
												272	H	Coppin St.	78 37
												337	H	NJIT	95 50
LAST 12 Division I GAMES:															
								261	N	Eastern Ky.	81 39				
								37	N	Iowa	81 84				
								253	H	Bryant	94 48				
								337	H	NJIT	95 50				
								272	H	Coppin St.	78 37				

Non-Div I Games:

West Virginia

Average RPI Win:	0	WON-LOST	WINNING	LAST 10	STRENGTH OF	OPP. STRENGTH	TEAM	ADJ.	CONF.	ADJ CONF.
Average RPI Loss:	204	RECORD	PCT. RANK	GAMES	SCHEDULE	OF SCHEDULE	RPI	RPI	RPI	RPI
DIV. I ONLY	0- 8	321	0- 1	138	344	324	324	24	24	
DIV. I NON-CONF.	0- 8	321	0- 1	138	344	324	324	24	24	

TOTALS	RPI 1-25	RPI 26-50	W-L RECORDS	RPI 51-100	RPI 101-150	RPI 150+				
0- 8	0- 0	0- 0	OVERALL	0- 1	0- 1	0- 6				
0- 3	0- 0	0- 0	HOME	0- 0	0- 0	0- 3				
0- 5	0- 0	0- 0	AWAY	0- 1	0- 1	0- 3				
0- 0	0- 0	0- 0	NEUTRAL	0- 0	0- 0	0- 0				
0- 8	0- 0	0- 0	NON-CONFERENCE	0- 1	0- 1	0- 6				
0- 3	0- 0	0- 0	HOME	0- 0	0- 0	0- 3				
0- 5	0- 0	0- 0	AWAY	0- 1	0- 1	0- 3				
0- 0	0- 0	0- 0	NEUTRAL	0- 0	0- 0	0- 0				
0- 0	0- 0	0- 0	CONFERENCE	0- 0	0- 0	0- 0				
0- 0	0- 0	0- 0	HOME	0- 0	0- 0	0- 0				
0- 0	0- 0	0- 0	AWAY	0- 0	0- 0	0- 0				
0- 0	0- 0	0- 0	NEUTRAL	0- 0	0- 0	0- 0				

RPI 1-25				RPI 26-50				RPI 51-100				RPI 101+ Team's RPI : 324					
RPI	S	Opponent	Score	RPI	S	Opponent	Score	RPI	S	Opponent	Score	RPI	S	Opponent	Score		
								96	A	Georgia Tech	49	74	146	A	UNC Asheville	49	74
													153	A	Tennessee Tech	58	77
													173	H	North Ala.	66	89
													187	H	Campbell	37	63
													216	A	Coastal Caro.	59	77
													327	H	N. C. A&T	51	69
													337	A	NJIT	71	79
LAST 12 Division I GAMES:																	
				327	H	N. C. A&T	51	69	187	H	Campbell	37	63				
				173	H	North Ala.	66	89	216	A	Coastal Caro.	59	77				
				337	A	NJIT	71	79									
				153	A	Tennessee Tech	58	77									
				146	A	UNC Asheville	49	74									
				96	A	Georgia Tech	49	84									

Non-Div I Games: Young Harris 63 54

Western Caro.

Average RPI Win:	0	WON-LOST	WINNING	LAST 10	STRENGTH OF	OPP. STRENGTH	TEAM	ADJ.	CONF.	ADJ CONF.
Average RPI Loss:	97	RECORD	PCT. RANK	GAMES	SCHEDULE	OF SCHEDULE	RPI	RPI	RPI	RPI
DIV. I ONLY	0- 5	321	0- 0	27	147	214	214	12	12	
DIV. I NON-CONF.	0- 5	321	0- 0	27	147	214	214	12	12	

TOTALS	RPI 1-25	RPI 26-50	W-L RECORDS	RPI 51-100	RPI 101-150	RPI 150+				
0- 5	0- 1	0- 0	OVERALL	0- 2	0- 1	0- 1				
0- 2	0- 1	0- 0	HOME	0- 0	0- 1	0- 0				
0- 3	0- 0	0- 0	AWAY	0- 2	0- 0	0- 1				
0- 0	0- 0	0- 0	NEUTRAL	0- 0	0- 0	0- 0				
0- 5	0- 1	0- 0	NON-CONFERENCE	0- 2	0- 1	0- 1				
0- 2	0- 1	0- 0	HOME	0- 0	0- 1	0- 0				
0- 3	0- 0	0- 0	AWAY	0- 2	0- 0	0- 1				
0- 0	0- 0	0- 0	NEUTRAL	0- 0	0- 0	0- 0				
0- 0	0- 0	0- 0	CONFERENCE	0- 0	0- 0	0- 0				
0- 0	0- 0	0- 0	HOME	0- 0	0- 0	0- 0				
0- 0	0- 0	0- 0	AWAY	0- 0	0- 0	0- 0				
0- 0	0- 0	0- 0	NEUTRAL	0- 0	0- 0	0- 0				

RPI 1-25				RPI 26-50				RPI 51-100				RPI 101+ Team's RPI: 214			
RPI	S	Opponent	Score	RPI	S	Opponent	Score	RPI	S	Opponent	Score	RPI	S	Opponent	Score
10	H	Drake	71 98					83	A	Purdue	60 81	108	H	Missouri	64 89
								94	A	Butler	51 92	191	A	Southeast Mo. St.	71 81
LAST 12 Division I GAMES:															
				108	H	Missouri	64 89	191	A	Southeast Mo. St.	71 81				
								94	A	Butler	51 92				
								83	A	Purdue	60 81				
								10	H	Drake	71 98				

Non-Div I Games: MacMurray 136 39 William Woods 81 73

Western III.

Average RPI	Win: 255	WON-LOST	WINNING	LAST 10	STRENGTH OF	OPP. STRENGTH	TEAM	ADJ.	CONF.	ADJ CONF.
Average RPI	Loss: 70	RECORD	PCT. RANK	GAMES	SCHEDULE	OF SCHEDULE	RPI	RPI	RPI	RPI
DIV. I ONLY	4- 6	207	0- 1	137	120	195	195	17	17	
DIV. I NON-CONF.	4- 6	207	0- 1	137	120	195	195	17	17	

TOTALS	RPI 1-25	RPI 26-50	W-L RECORDS	RPI 51-100	RPI 101-150	RPI 150+				
4- 6	0- 1	0- 2	OVERALL	0- 2	0- 0	4- 1				
2- 2	0- 1	0- 1	HOME	0- 0	0- 0	2- 0				
1- 2	0- 0	0- 0	AWAY	0- 1	0- 0	1- 1				
1- 2	0- 0	0- 1	NEUTRAL	0- 1	0- 0	1- 0				
4- 6	0- 1	0- 2	NON-CONFERENCE	0- 2	0- 0	4- 1				
2- 2	0- 1	0- 1	HOME	0- 0	0- 0	2- 0				
1- 2	0- 0	0- 0	AWAY	0- 1	0- 0	1- 1				
1- 2	0- 0	0- 1	NEUTRAL	0- 1	0- 0	1- 0				
0- 0	0- 0	0- 0	CONFERENCE	0- 0	0- 0	0- 0				
0- 0	0- 0	0- 0	HOME	0- 0	0- 0	0- 0				
0- 0	0- 0	0- 0	AWAY	0- 0	0- 0	0- 0				
0- 0	0- 0	0- 0	NEUTRAL	0- 0	0- 0	0- 0				

RPI 1-25				RPI 26-50				RPI 51-100				RPI 101+				Team's RPI: 195
RPI	S	Opponent	Score	RPI	S	Opponent	Score	RPI	S	Opponent	Score	RPI	S	Opponent	Score	
6	H	Louisville	80 102	37	H	Iowa	67 104	71	A	Central Mich.	90 108	186	A	Oklahoma	83 90	
				41	N	Gonzaga	55 76	77	N	Oregon St.	60 74	200	A	Little Rock	68 56	
												219	H	Southern Ill.	83 76	
												258	N	ETSU	82 68	
												341	H	Morgan St.	90 43	

LAST 12 Division I GAMES:																
				41	N	Gonzaga	55 76	219	H	Southern Ill.	83 76					
				258	N	ETSU	82 68	71	A	Central Mich.	90 108					
				200	A	Little Rock	68 56	37	H	Iowa	67 104					
				341	H	Morgan St.	90 43	186	A	Oklahoma	83 90					
				77	N	Oregon St.	60 74	6	H	Louisville	80 102					

Non-Div I Games:

Western Ky.

Average RPI	Win: 295	WON-LOST	WINNING	LAST 10	STRENGTH OF	OPP. STRENGTH	TEAM	ADJ.	CONF.	ADJ CONF.
Average RPI	Loss: 106	RECORD	PCT. RANK	GAMES	SCHEDULE	OF SCHEDULE	RPI	RPI	RPI	RPI
DIV. I ONLY	2- 3	207	1- 0	337	32	322	322	11	11	
DIV. I NON-CONF.	2- 3	207	1- 0	337	32	322	322	11	11	

TOTALS	RPI 1-25	RPI 26-50	W-L RECORDS	RPI 51-100	RPI 101-150	RPI 150+				
2- 3	0- 1	0- 0	OVERALL	0- 0	0- 1	2- 1				
2- 2	0- 1	0- 0	HOME	0- 0	0- 1	2- 0				
0- 1	0- 0	0- 0	AWAY	0- 0	0- 0	0- 1				
0- 0	0- 0	0- 0	NEUTRAL	0- 0	0- 0	0- 0				
2- 3	0- 1	0- 0	NON-CONFERENCE	0- 0	0- 1	2- 1				
2- 2	0- 1	0- 0	HOME	0- 0	0- 1	2- 0				
0- 1	0- 0	0- 0	AWAY	0- 0	0- 0	0- 1				
0- 0	0- 0	0- 0	NEUTRAL	0- 0	0- 0	0- 0				
0- 0	0- 0	0- 0	CONFERENCE	0- 0	0- 0	0- 0				
0- 0	0- 0	0- 0	HOME	0- 0	0- 0	0- 0				
0- 0	0- 0	0- 0	AWAY	0- 0	0- 0	0- 0				
0- 0	0- 0	0- 0	NEUTRAL	0- 0	0- 0	0- 0				

RPI 1-25				RPI 26-50				RPI 51-100				RPI 101+ Team's RPI : 322			
RPI	S	Opponent	Score	RPI	S	Opponent	Score	RPI	S	Opponent	Score	RPI	S	Opponent	Score
20	H	Michigan	42 79									135	H	New Mexico St.	54 66
												164	A	Ole Miss	66 69
												261	H	Eastern Ky.	64 53
												328	H	Purdue Fort Wayne	69 61
LAST 12 Division I GAMES:															
164	A	Ole Miss	66 69	261	H	Eastern Ky.	64 53								
20	H	Michigan	42 79												
135	H	New Mexico St.	54 66												
328	H	Purdue Fort Wayne	69 61												

Non-Div I Games:

Western Mich.

Average RPI Win:	181	WON-LOST	WINNING	LAST 10	STRENGTH OF	OPP. STRENGTH	TEAM	ADJ.	CONF.	ADJ CONF.
Average RPI Loss:	19	RECORD	PCT. RANK	GAMES	SCHEDULE	OF SCHEDULE	RPI	RPI	RPI	RPI
DIV. I ONLY	5- 2	80	0- 1	247	18	172	172	8	8	
DIV. I NON-CONF.	5- 2	80	0- 1	247	18	172	172	8	8	

TOTALS	RPI 1-25	RPI 26-50	W-L RECORDS	RPI 51-100	RPI 101-150	RPI 150+				
5- 2	0- 1	0- 1	OVERALL	0- 0	2- 0	3- 0				
5- 1	0- 0	0- 1	HOME	0- 0	2- 0	3- 0				
0- 0	0- 0	0- 0	AWAY	0- 0	0- 0	0- 0				
0- 1	0- 1	0- 0	NEUTRAL	0- 0	0- 0	0- 0				
5- 2	0- 1	0- 1	NON-CONFERENCE	0- 0	2- 0	3- 0				
5- 1	0- 0	0- 1	HOME	0- 0	2- 0	3- 0				
0- 0	0- 0	0- 0	AWAY	0- 0	0- 0	0- 0				
0- 1	0- 1	0- 0	NEUTRAL	0- 0	0- 0	0- 0				
0- 0	0- 0	0- 0	CONFERENCE	0- 0	0- 0	0- 0				
0- 0	0- 0	0- 0	HOME	0- 0	0- 0	0- 0				
0- 0	0- 0	0- 0	AWAY	0- 0	0- 0	0- 0				
0- 0	0- 0	0- 0	NEUTRAL	0- 0	0- 0	0- 0				

RPI 1-25				RPI 26-50				RPI 51-100				RPI 101+ Team's RPI: 172			
RPI	S	Opponent	Score	RPI	S	Opponent	Score	RPI	S	Opponent	Score	RPI	S	Opponent	Score
11	N	South Dakota	64 73	26	H	Oklahoma St.	47 60					106	H	Sam Houston St.	63 55
												140	H	Ark.-Pine Bluff	76 39
												166	H	Louisiana Tech	70 56
												205	H	Houston Baptist	68 50
												286	H	Missouri St.	63 60

LAST 12 Division I GAMES:															
26	H	Oklahoma St.	47 60	11	N	South Dakota	64 73	205	H	Houston Baptist	68 50				
166	H	Louisiana Tech	70 56	106	H	Sam Houston St.	63 55	286	H	Missouri St.	63 60				
				140	H	Ark.-Pine Bluff	76 39								

Non-Div I Games:

Wichita St.

Average RPI Win:	251	WON-LOST	WINNING	LAST 10	STRENGTH OF	OPP. STRENGTH	TEAM	ADJ.	CONF.	ADJ CONF.
Average RPI Loss:	173	RECORD	PCT. RANK	GAMES	SCHEDULE	OF SCHEDULE	RPI	RPI	RPI	RPI
DIV. I ONLY	3- 3	160	0- 1	165	280	196	196	13	13	
DIV. I NON-CONF.	3- 3	160	0- 1	165	280	196	196	13	13	

TOTALS	RPI 1-25	RPI 26-50	W-L RECORDS	RPI 51-100	RPI 101-150	RPI 150+				
3- 3	0- 0	0- 0	OVERALL	0- 1	0- 0	3- 2				
2- 1	0- 0	0- 0	HOME	0- 1	0- 0	2- 0				
1- 2	0- 0	0- 0	AWAY	0- 0	0- 0	1- 2				
0- 0	0- 0	0- 0	NEUTRAL	0- 0	0- 0	0- 0				
3- 3	0- 0	0- 0	NON-CONFERENCE	0- 1	0- 0	3- 2				
2- 1	0- 0	0- 0	HOME	0- 1	0- 0	2- 0				
1- 2	0- 0	0- 0	AWAY	0- 0	0- 0	1- 2				
0- 0	0- 0	0- 0	NEUTRAL	0- 0	0- 0	0- 0				
0- 0	0- 0	0- 0	CONFERENCE	0- 0	0- 0	0- 0				
0- 0	0- 0	0- 0	HOME	0- 0	0- 0	0- 0				
0- 0	0- 0	0- 0	AWAY	0- 0	0- 0	0- 0				
0- 0	0- 0	0- 0	NEUTRAL	0- 0	0- 0	0- 0				

RPI 1-25				RPI 26-50				RPI 51-100				RPI 101+				Team's RPI: 196
RPI	S	Opponent	Score	RPI	S	Opponent	Score	RPI	S	Opponent	Score	RPI	S	Opponent	Score	
								75	H	VCU	55	72				
												161	H	East Carolina	63	43
												180	A	Hartford	45	50
												259	H	Howard	88	75
												264	A	Davi dson	65	76
												334	A	Loyol a Maryl and	65	49
LAST 12 Division I GAMES:																
				161	H	East Carolina	63	43				180	A	Hartford	45	50
				264	A	Davi dson	65	76								
				334	A	Loyol a Maryl and	65	49								
				259	H	Howard	88	75								
				75	H	VCU	55	72								

Non-Div I Games:

William & Mary

Average RPI Win:	320	WON-LOST	WINNING	LAST 10	STRENGTH OF	OPP. STRENGTH	TEAM	ADJ.	CONF.	ADJ CONF.
Average RPI Loss:	154	RECORD	PCT. RANK	GAMES	SCHEDULE	OF SCHEDULE	RPI	RPI	RPI	RPI
DIV. I ONLY	3- 4	193	1- 0	235	301	206	206	29	29	
DIV. I NON-CONF.	3- 4	193	1- 0	235	301	206	206	29	29	
TOTALS	RPI 1-25	RPI 26-50	W-L RECORDS	RPI 51-100	RPI 101-150	RPI 150+				
3- 4	0- 0	0- 0	OVERALL	0- 0	0- 2	3- 2				
1- 0	0- 0	0- 0	HOME	0- 0	0- 0	1- 0				
2- 4	0- 0	0- 0	AWAY	0- 0	0- 2	2- 2				
0- 0	0- 0	0- 0	NEUTRAL	0- 0	0- 0	0- 0				
3- 4	0- 0	0- 0	NON-CONFERENCE	0- 0	0- 2	3- 2				
1- 0	0- 0	0- 0	HOME	0- 0	0- 0	1- 0				
2- 4	0- 0	0- 0	AWAY	0- 0	0- 2	2- 2				
0- 0	0- 0	0- 0	NEUTRAL	0- 0	0- 0	0- 0				
0- 0	0- 0	0- 0	CONFERENCE	0- 0	0- 0	0- 0				
0- 0	0- 0	0- 0	HOME	0- 0	0- 0	0- 0				
0- 0	0- 0	0- 0	AWAY	0- 0	0- 0	0- 0				
0- 0	0- 0	0- 0	NEUTRAL	0- 0	0- 0	0- 0				

RPI	S	Opponent	Score	RPI	S	Opponent	Score	RPI	S	Opponent	Score	RPI	S	Opponent	Score	Team's RPI: 206
												115	A	James Madison	39	56
												133	A	Wisconsin	41	76
												175	A	Georgia	39	85
												194	A	Wofford	53	70
												305	A	South Carolina St.	58	50
												310	A	Col. of Charleston	71	64
												344	H	N. C. Central	66	41
LAST 12 Division I GAMES:																
												310	A	Col. of Charleston	71	64
												115	A	James Madison	39	56
												194	A	Wofford	53	70
												344	H	N. C. Central	66	41
												175	A	Georgia	39	85
												133	A	Wisconsin	41	76

Non-Div I Games: Newberry 63 67

Winthrop

W
i
s
c
o
n
s
i
n

Wisconsin				Through Games Of Dec. 1, 2018							
Average RPI	Win: 198	WON-LOST	WINNING	LAST 10	STRENGTH OF	OPP. STRENGTH	TEAM	ADJ.	CONF.	ADJ CONF.	
Average RPI	Loss: 101	RECORD	PCT. RANK	GAMES	SCHEDULE	OF SCHEDULE	RPI	RPI	RPI	RPI	
DIV. I ONLY		6- 2	68	0- 1	211	103	133	133	4	4	
DIV. I NON-CONF.		6- 2	68	0- 1	211	103	133	133	4	4	

TOTALS	RPI 1-25		RPI 26-50		W-L RECORDS	RPI 51-100	RPI 101-150		RPI 150+		
6- 2	0- 0		1- 0		OVERALL	0- 1	1- 1		4- 0		
3- 1	0- 0		1- 0		HOME	0- 1	0- 0		2- 0		
1- 0	0- 0		0- 0		AWAY	0- 0	0- 0		1- 0		
2- 1	0- 0		0- 0		NEUTRAL	0- 0	1- 1		1- 0		
6- 2	0- 0		1- 0		NON-CONFERENCE	0- 1	1- 1		4- 0		
3- 1	0- 0		1- 0		HOME	0- 1	0- 0		2- 0		
1- 0	0- 0		0- 0		AWAY	0- 0	0- 0		1- 0		
2- 1	0- 0		0- 0		NEUTRAL	0- 0	1- 1		1- 0		
0- 0	0- 0		0- 0		CONFERENCE	0- 0	0- 0		0- 0		
0- 0	0- 0		0- 0		HOME	0- 0	0- 0		0- 0		
0- 0	0- 0		0- 0		AWAY	0- 0	0- 0		0- 0		
0- 0	0- 0		0- 0		NEUTRAL	0- 0	0- 0		0- 0		

RPI 1-25				RPI 26-50				RPI 51-100				RPI 101+ Team's RPI: 133			
RPI	S	Opponent	Score	RPI	S	Opponent	Score	RPI	S	Opponent	Score	RPI	S	Opponent	Score
				39	H	IUPUI	65 64	76	H	Duke	53 60	119	N	Pittsburgh	57 42
												125	N	Arkansas	68 69
												189	A	Milwaukee	68 57
												206	H	Winthrop	76 41
												303	N	Tennessee St.	58 53
												332	H	North Dakota St.	64 53
LAST 12 Division I GAMES:															
				76	H	Duke	53 60	189	A	Milwaukee	68 57				
				125	N	Arkansas	68 69	206	H	Winthrop	76 41				
				303	N	Tennessee St.	58 53								
				119	N	Pittsburgh	57 42								
				39	H	IUPUI	65 64								
				332	H	North Dakota St.	64 53								

Non-Div I Games:

Wisconsin

W
i
s
c
o
n
s
i
n

Average RPI Win:	255	WON-LOST	WINNING	LAST 10	STRENGTH OF	OPP. STRENGTH	TEAM	ADJ.	CONF.	ADJ CONF.
Average RPI Loss:	132	RECORD	PCT. RANK	GAMES	SCHEDULE	OF SCHEDULE	RPI	RPI	RPI	RPI
DIV. I ONLY	4- 4	160	1- 0	246	129	194	194	24	24	
DIV. I NON-CONF.	4- 4	160	1- 0	246	129	194	194	24	24	

TOTALS	RPI 1-25	RPI 26-50	W-L RECORDS	RPI 51-100	RPI 101-150	RPI 150+				
4- 4	0- 1	0- 0	OVERALL	0- 1	0- 1	4- 1				
3- 0	0- 0	0- 0	HOME	0- 0	0- 0	3- 0				
1- 4	0- 1	0- 0	AWAY	0- 1	0- 1	1- 1				
0- 0	0- 0	0- 0	NEUTRAL	0- 0	0- 0	0- 0				
4- 4	0- 1	0- 0	NON-CONFERENCE	0- 1	0- 1	4- 1				
3- 0	0- 0	0- 0	HOME	0- 0	0- 0	3- 0				
1- 4	0- 1	0- 0	AWAY	0- 1	0- 1	1- 1				
0- 0	0- 0	0- 0	NEUTRAL	0- 0	0- 0	0- 0				
0- 0	0- 0	0- 0	CONFERENCE	0- 0	0- 0	0- 0				
0- 0	0- 0	0- 0	HOME	0- 0	0- 0	0- 0				
0- 0	0- 0	0- 0	AWAY	0- 0	0- 0	0- 0				
0- 0	0- 0	0- 0	NEUTRAL	0- 0	0- 0	0- 0				

RPI 1-25				RPI 26-50				RPI 51-100				RPI 101+ Team's RPI: 194			
RPI	S	Opponent	Score	RPI	S	Opponent	Score	RPI	S	Opponent	Score	RPI	S	Opponent	Score
25	A	Charlotte	63 85					91	A	Clemson	77 85	146	A	UNC Asheville	46 60
												206	H	Winthrop	70 53
												234	H	Gardner-Webb	59 53
												266	A	Presbyterian	50 61
												271	A	Ga. Southern	81 65
												310	H	Col. of Charleston	78 58
LAST 12 Division I GAMES:															
266	A	Presbyterian	50 61	234	H	Gardner-Webb	59 53								
25	A	Charlotte	63 85	146	A	UNC Asheville	46 60								
91	A	Clemson	77 85	206	H	Winthrop	70 53								
271	A	Ga. Southern	81 65	310	H	Col. of Charleston	78 58								

Non-Div I Games:

Wofford

Average RPI	Win: 226	WON-LOST	WINNING	LAST 10	STRENGTH OF	OPP. STRENGTH	TEAM	ADJ.	CONF.	ADJ CONF.
Average RPI	Loss: 123	RECORD	PCT. RANK	GAMES	SCHEDULE	OF SCHEDULE	RPI	RPI	RPI	RPI
DIV. I ONLY	4- 3	137	1- 0	216	122	160	160	15	15	
DIV. I NON-CONF.	4- 3	137	1- 0	216	122	160	160	15	15	

TOTALS	RPI 1-25	RPI 26-50	W-L RECORDS	RPI 51-100	RPI 101-150	RPI 150+				
4- 3	0- 0	0- 1	OVERALL	0- 1	1- 0	3- 1				
0- 1	0- 0	0- 1	HOME	0- 0	0- 0	0- 0				
1- 2	0- 0	0- 0	AWAY	0- 1	0- 0	1- 1				
3- 0	0- 0	0- 0	NEUTRAL	0- 0	1- 0	2- 0				
4- 3	0- 0	0- 1	NON-CONFERENCE	0- 1	1- 0	3- 1				
0- 1	0- 0	0- 1	HOME	0- 0	0- 0	0- 0				
1- 2	0- 0	0- 0	AWAY	0- 1	0- 0	1- 1				
3- 0	0- 0	0- 0	NEUTRAL	0- 0	1- 0	2- 0				
0- 0	0- 0	0- 0	CONFERENCE	0- 0	0- 0	0- 0				
0- 0	0- 0	0- 0	HOME	0- 0	0- 0	0- 0				
0- 0	0- 0	0- 0	AWAY	0- 0	0- 0	0- 0				
0- 0	0- 0	0- 0	NEUTRAL	0- 0	0- 0	0- 0				

RPI 1-25				RPI 26-50				RPI 51-100				RPI 101+ Team's RPI: 160			
RPI	S	Opponent	Score	RPI	S	Opponent	Score	RPI	S	Opponent	Score	RPI	S	Opponent	Score
				29	H	Bel mont	63 79	66	A	Michigan St.	68 84	143	N	Marist	76 60
												203	A	UNLV	68 52
												269	N	Stetson	57 44
												275	A	CSU Bakersfi el d	74 76
												290	N	Hofstra	93 64

LAST 12 Division I GAMES:															
143	N	Marist	76 60	290	N	Hofstra	93 64								
269	N	Stetson	57 44	66	A	Michigan St.	68 84								
				29	H	Bel mont	63 79								
				203	A	UNLV	68 52								
				275	A	CSU Bakersfi el d	74 76								

Non-Div I Games:

Wright St.

Average RPI Win: 175

Average RPI Loss: 51

WON-LOST
RECORDWINNING
PCT. RANKLAST 10
GAMESSTRENGTH OF
SCHEDULEOPP. STRENGTH
OF SCHEDULETEAM
RPIADJ.
RPICONF.
RPIADJ CONF.
RPIDIV. I ONLY
DIV. I NON-CONF.2- 2
2- 2160
1601- 0
1- 046
46141
14163
6363
639
99
9

TOTALS

RPI 1-25

RPI 26-50

W-L RECORDS

RPI 51-100

RPI 101-150

RPI 150+

2- 2

0- 0

0- 1

OVERALL

1- 1

0- 0

1- 0

1- 0

0- 0

0- 0

HOME

1- 0

0- 0

0- 0

0- 2

0- 0

0- 1

AWAY

0- 1

0- 0

0- 0

1- 0

0- 0

0- 0

NEUTRAL

0- 0

0- 0

1- 0

2- 2

0- 0

0- 1

NON-CONFERENCE

1- 1

0- 0

1- 0

1- 0

0- 0

0- 0

HOME

1- 0

0- 0

0- 0

0- 2

0- 0

0- 1

AWAY

0- 1

0- 0

0- 0

1- 0

0- 0

0- 0

NEUTRAL

0- 0

0- 0

1- 0

0- 0

0- 0

0- 0

CONFERENCE

0- 0

0- 0

0- 0

0- 0

0- 0

0- 0

HOME

0- 0

0- 0

0- 0

0- 0

0- 0

0- 0

AWAY

0- 0

0- 0

0- 0

0- 0

0- 0

0- 0

NEUTRAL

0- 0

0- 0

0- 0

RPI 1-25

RPI S Opponent

Score

RPI 26-50

RPI S Opponent

Score

RPI 51-100

RPI S Opponent

Score

Team's RPI: 63

RPI 101+

RPI S Opponent

Score

34 A Pacific 64 70

68 A Saint Mary's (CA) 84 90

100 H Montana St. 66 58

250 N North Texas 53 49

LAST 12 Division I GAMES:

34 A Pacific 64 70
250 N North Texas 53 49
68 A Saint Mary's (CA) 84 90

100 H Montana St. 66 58

Non-Div I Games:

Chadron St.

80 33

UC-Colo. Springs

98 37

Wyoming

Average RPI	Win: 217	WON-LOST RECORD	WINNING PCT. RANK	LAST 10 GAMES	STRENGTH OF SCHEDULE	OPP. STRENGTH OF SCHEDULE	TEAM RPI	ADJ. RPI	CONF. RPI	ADJ CONF. RPI
Average RPI	Loss: 13									
DIV. I ONLY		5- 1	45	1- 0	138	99	78	78	7	7
DIV. I NON-CONF.		5- 1	45	1- 0	138	99	78	78	7	7

TOTALS	RPI 1-25		RPI 26-50	W-L RECORDS	RPI 51-100		RPI 101-150		RPI 150+	
5- 1	0- 1		0- 0	OVERALL	0- 0		0- 0		5- 0	
4- 1	0- 1		0- 0	HOME	0- 0		0- 0		4- 0	
1- 0	0- 0		0- 0	AWAY	0- 0		0- 0		1- 0	
0- 0	0- 0		0- 0	NEUTRAL	0- 0		0- 0		0- 0	
5- 1	0- 1		0- 0	NON-CONFERENCE	0- 0		0- 0		5- 0	
4- 1	0- 1		0- 0	HOME	0- 0		0- 0		4- 0	
1- 0	0- 0		0- 0	AWAY	0- 0		0- 0		1- 0	
0- 0	0- 0		0- 0	NEUTRAL	0- 0		0- 0		0- 0	
0- 0	0- 0		0- 0	CONFERENCE	0- 0		0- 0		0- 0	
0- 0	0- 0		0- 0	HOME	0- 0		0- 0		0- 0	
0- 0	0- 0		0- 0	AWAY	0- 0		0- 0		0- 0	
0- 0	0- 0		0- 0	NEUTRAL	0- 0		0- 0		0- 0	

RPI 1-25				RPI 26-50				RPI 51-100 Team's RPI: 78				RPI 101+			
RPI	S	Opponent	Score	RPI	S	Opponent	Score	RPI	S	Opponent	Score	RPI	S	Opponent	Score
13	H	Minnesota	53 78									153	H	Tennessee Tech	70 60
												171	A	Wake Forest	62 50
												183	H	Bowling Green	65 49
												244	H	Fairfield	48 35
												333	H	Chicago St.	91 57

LAST 12 Division I GAMES:															
183	H	Bowling Green	65 49	13	H	Minnesota	53 78	153	H	Tennessee Tech	70 60				
171	A	Wake Forest	62 50					333	H	Chicago St.	91 57				
244	H	Fairfield	48 35												

Non-Div I Games:

Xavier

Yale										Through Games Of Dec. 1, 2018									
Average RPI Win:		272		WON-LOST		WINNING		LAST 10		STRENGTH OF		OPP. STRENGTH		TEAM		ADJ.		CONF.	
Average RPI Loss:		132		RECORD		PCT. RANK		GAMES		SCHEDULE		OF SCHEDULE		RPI		RPI		RPI	
DIV. I ONLY		4- 4		160		0- 1		251		185		193		193		23		23	
DIV. I NON-CONF.		4- 4		160		0- 1		251		185		193		193		23		23	
TOTALS		RPI 1-25		RPI 26-50		W-L RECORDS		RPI 51-100		RPI 101-150		RPI 150+							
4- 4		0- 0		0- 0		OVERALL		0- 2		1- 1		3- 1							
1- 0		0- 0		0- 0		HOME		0- 0		0- 0		1- 0							
2- 3		0- 0		0- 0		AWAY		0- 1		1- 1		1- 1							
1- 1		0- 0		0- 0		NEUTRAL		0- 1		0- 0		1- 0							
4- 4		0- 0		0- 0		NON-CONFERENCE		0- 2		1- 1		3- 1							
1- 0		0- 0		0- 0		HOME		0- 0		0- 0		1- 0							
2- 3		0- 0		0- 0		AWAY		0- 1		1- 1		1- 1							
1- 1		0- 0		0- 0		NEUTRAL		0- 1		0- 0		1- 0							
0- 0		0- 0		0- 0		CONFERENCE		0- 0		0- 0		0- 0							
0- 0		0- 0		0- 0		HOME		0- 0		0- 0		0- 0							
0- 0		0- 0		0- 0		AWAY		0- 0		0- 0		0- 0							
0- 0		0- 0		0- 0		NEUTRAL		0- 0		0- 0		0- 0							
RPI 1-25		RPI 26-50		RPI 51-100		RPI 101+		Team's RPI: 193											
RPI	S	Opponent	Score	RPI	S	Opponent	Score	RPI	S	Opponent	Score	RPI	S	Opponent	Score				
								87	A	Provi dence	42	59	138	A	Youngstown St.	58	56		
								97	N	SFA	57	67	147	A	Northern Ill.	80	89		
													198	A	Ci nci nnati	52	66		
													311	N	Ni agara	67	64		
													314	A	Wagner	74	41		
													323	H	Col gate	80	61		
LAST 12 Di vi si on I GAMES:																			

Average RPI Win:	245	WON-LOST	WINNING	LAST 10	STRENGTH OF	OPP. STRENGTH	TEAM	ADJ.	CONF.	ADJ CONF.
Average RPI Loss:	185	RECORD	PCT. RANK	GAMES	SCHEDULE	OF SCHEDULE	RPI	RPI	RPI	RPI

DIV. I ONLY	5- 2	80	1- 0	149	332	138	138	15	15
DIV. I NON-CONF.	5- 2	80	1- 0	149	332	138	138	15	15
TOTALS	RPI 1-25	RPI 26-50	W-L RECORDS	RPI 51-100	RPI 101-150	RPI 150+			
5- 2	0- 0	0- 0	OVERALL	0- 0	1- 0	4- 2			
3- 1	0- 0	0- 0	HOME	0- 0	0- 0	3- 1			
2- 1	0- 0	0- 0	AWAY	0- 0	1- 0	1- 1			
0- 0	0- 0	0- 0	NEUTRAL	0- 0	0- 0	0- 0			
5- 2	0- 0	0- 0	NON-CONFERENCE	0- 0	1- 0	4- 2			
3- 1	0- 0	0- 0	HOME	0- 0	0- 0	3- 1			
2- 1	0- 0	0- 0	AWAY	0- 0	1- 0	1- 1			
0- 0	0- 0	0- 0	NEUTRAL	0- 0	0- 0	0- 0			
0- 0	0- 0	0- 0	CONFERENCE	0- 0	0- 0	0- 0			
0- 0	0- 0	0- 0	HOME	0- 0	0- 0	0- 0			
0- 0	0- 0	0- 0	AWAY	0- 0	0- 0	0- 0			
0- 0	0- 0	0- 0	NEUTRAL	0- 0	0- 0	0- 0			

RPI 1-25	RPI 26-50	RPI 51-100	RPI 101+ Team's RPI: 138
RPI S Opponent Score	RPI S Opponent Score	RPI S Opponent Score	RPI S Opponent Score
			119 A Pittsburgh 64 55
			176 A Kent St. 34 62
			193 H Yale 56 58
			231 H Akron 72 61
			243 H Loyola Chi cago 74 63
			294 H Robert Morris 69 59
			336 A Cani si us 62 36
LAST 12 Division I GAMES:			
336 A Cani si us 62 36	231 H Akron 72 61	193 H Yale 56 58	
	176 A Kent St. 34 62	119 A Pittsburgh 64 55	
	243 H Loyola Chi cago 74 63		
	294 H Robert Morris 69 59		

Non-Div I Games: Carlow 90 31

Youngstown St.