

Average RPI Win:	337	WON-LOST	WINNING	LAST 10	STRENGTH OF	OPP. STRENGTH	TEAM	ADJ.	CONF.	ADJ CONF.
Average RPI Loss:	179	RECORD	PCT. RANK	GAMES	SCHEDULE	OF SCHEDULE	RPI	RPI	RPI	RPI

DIV. I ONLY	1- 2	217	0- 1	156	346	235	235	22	22
DIV. I NON-CONF.	1- 2	217	0- 1	156	346	235	235	22	22

TOTALS	RPI 1-25	RPI 26-50	W-L RECORDS	RPI 51-100	RPI 101-150	RPI 150+			
1- 2	0- 0	0- 0	OVERALL	0- 0	0- 0	1- 2			
0- 1	0- 0	0- 0	HOME	0- 0	0- 0	0- 1			
1- 1	0- 0	0- 0	AWAY	0- 0	0- 0	1- 1			
0- 0	0- 0	0- 0	NEUTRAL	0- 0	0- 0	0- 0			
1- 2	0- 0	0- 0	NON-CONFERENCE	0- 0	0- 0	1- 2			
0- 1	0- 0	0- 0	HOME	0- 0	0- 0	0- 1			
1- 1	0- 0	0- 0	AWAY	0- 0	0- 0	1- 1			
0- 0	0- 0	0- 0	NEUTRAL	0- 0	0- 0	0- 0			
0- 0	0- 0	0- 0	CONFERENCE	0- 0	0- 0	0- 0			
0- 0	0- 0	0- 0	HOME	0- 0	0- 0	0- 0			
0- 0	0- 0	0- 0	AWAY	0- 0	0- 0	0- 0			
0- 0	0- 0	0- 0	NEUTRAL	0- 0	0- 0	0- 0			

RPI 1-25				RPI 26-50				RPI 51-100				RPI 101+ Team's RPI: 235			
RPI	S	Opponent	Score	RPI	S	Opponent	Score	RPI	S	Opponent	Score	RPI	S	Opponent	Score
												151	A	Texas Tech	61 78
												207	H	Texas St.	53 60
												337	A	UTRGV	59 49
LAST 12 Division I GAMES:															
				207	H	Texas St.	53 60								
				151	A	Texas Tech	61 78								
				337	A	UTRGV	59 49								

Non-Div I Games: UNKNOWN 78 40

Average RPI	Win: 259	WON-LOST	WINNING	LAST 10	STRENGTH OF	OPP. STRENGTH	TEAM	ADJ.	CONF.	ADJ CONF.
Average RPI	Loss: 120	RECORD	PCT. RANK	GAMES	SCHEDULE	OF SCHEDULE	RPI	RPI	RPI	RPI
DIV. I ONLY	3- 1	73	0- 1	199	197	87	87	22	22	
DIV. I NON-CONF.	3- 1	73	0- 1	199	197	87	87	22	22	

TOTALS	RPI 1-25	RPI 26-50	W-L RECORDS	RPI 51-100	RPI 101-150	RPI 150+				
3- 1	0- 0	0- 0	OVERALL	0- 0	0- 1	3- 0				
0- 0	0- 0	0- 0	HOME	0- 0	0- 0	0- 0				
2- 1	0- 0	0- 0	AWAY	0- 0	0- 1	2- 0				
1- 0	0- 0	0- 0	NEUTRAL	0- 0	0- 0	1- 0				
3- 1	0- 0	0- 0	NON-CONFERENCE	0- 0	0- 1	3- 0				
0- 0	0- 0	0- 0	HOME	0- 0	0- 0	0- 0				
2- 1	0- 0	0- 0	AWAY	0- 0	0- 1	2- 0				
1- 0	0- 0	0- 0	NEUTRAL	0- 0	0- 0	1- 0				
0- 0	0- 0	0- 0	CONFERENCE	0- 0	0- 0	0- 0				
0- 0	0- 0	0- 0	HOME	0- 0	0- 0	0- 0				
0- 0	0- 0	0- 0	AWAY	0- 0	0- 0	0- 0				
0- 0	0- 0	0- 0	NEUTRAL	0- 0	0- 0	0- 0				

RPI 1-25				RPI 26-50				RPI 51-100				Team's RPI: 87				RPI 101+			
RPI	S	Opponent	Score	RPI	S	Opponent	Score	RPI	S	Opponent	Score	RPI	S	Opponent	Score	RPI	S	Opponent	Score
																120	A	Tulsa	63 75
																153	A	New Mexico St.	58 46
																292	N	Texas Southern	81 39
																333	A	UTEP	70 69
LAST 12 Division I GAMES:																			
																120	A	Tulsa	63 75
																333	A	UTEP	70 69
																292	N	Texas Southern	81 39
																153	A	New Mexico St.	58 46

Average RPI	Win: 225	WON-LOST	WINNING	LAST 10	STRENGTH OF	OPP. STRENGTH	TEAM	ADJ.	CONF.	ADJ CONF.
Average RPI	Loss: 95	RECORD	PCT. RANK	GAMES	SCHEDULE	OF SCHEDULE	RPI	RPI	RPI	RPI
DIV. I ONLY	3- 3	158	1- 0	76	268	133	133	9	9	
DIV. I NON-CONF.	3- 3	158	1- 0	76	268	133	133	9	9	

TOTALS	RPI 1-25	RPI 26-50	W-L RECORDS	RPI 51-100	RPI 101-150	RPI 150+				
3- 3	0- 0	1- 1	OVERALL	0- 1	0- 0	2- 1				
2- 1	0- 0	1- 0	HOME	0- 0	0- 0	1- 1				
1- 2	0- 0	0- 1	AWAY	0- 1	0- 0	1- 0				
0- 0	0- 0	0- 0	NEUTRAL	0- 0	0- 0	0- 0				
3- 3	0- 0	1- 1	NON-CONFERENCE	0- 1	0- 0	2- 1				
2- 1	0- 0	1- 0	HOME	0- 0	0- 0	1- 1				
1- 2	0- 0	0- 1	AWAY	0- 1	0- 0	1- 0				
0- 0	0- 0	0- 0	NEUTRAL	0- 0	0- 0	0- 0				
0- 0	0- 0	0- 0	CONFERENCE	0- 0	0- 0	0- 0				
0- 0	0- 0	0- 0	HOME	0- 0	0- 0	0- 0				
0- 0	0- 0	0- 0	AWAY	0- 0	0- 0	0- 0				
0- 0	0- 0	0- 0	NEUTRAL	0- 0	0- 0	0- 0				

RPI 1-25				RPI 26-50				RPI 51-100				RPI 101+ Team's RPI: 133			
RPI	S	Opponent	Score	RPI	S	Opponent	Score	RPI	S	Opponent	Score	RPI	S	Opponent	Score
				39	A	Northeastern	41 54	83	A	Denver	66 92	164	H	George Mason	71 78
				40	H	Northern Colo.	69 57					303	A	Army West Point	71 60
												332	H	Fairleigh Dickinson	85 37
LAST 12 Division I GAMES:															
				164	H	George Mason	71 78	40	H	Northern Colo.	69 57				
				39	A	Northeastern	41 54								
				303	A	Army West Point	71 60								
				332	H	Fairleigh Dickinson	85 37								
				83	A	Denver	66 92								

Non-Div I Games: Western St. 72 54

Air Force

Loss,
Non-Conf, S Site,
H Home
A Away
N Neutral

Average RPI Win: 315
Average RPI Loss: 124

WON-LOST
RECORD

WINNING
PCT. RANK

LAST 10
GAMES

STRENGTH OF
SCHEDULE

OPP. STRENGTH
OF SCHEDULE

TEAM
RPI

ADJ.
RPI

CONF.
RPI

ADJ CONF.
RPI

DIV. I ONLY
DIV. I NON-CONF.

3- 1
3- 1

73
73

0- 1
0- 1

339
339

198
198

226
226

226
226

11
11

11
11

TOTALS

RPI 1-25

RPI 26-50

W-L RECORDS

RPI 51-100

RPI 101-150

RPI 150+

3- 1

0- 0

0- 0

OVERALL

0- 0

0- 1

3- 0

0- 0

0- 0

0- 0

HOME

0- 0

0- 0

0- 0

1- 1

0- 0

0- 0

AWAY

0- 0

0- 1

1- 0

2- 0

0- 0

0- 0

NEUTRAL

0- 0

0- 0

2- 0

3- 1

0- 0

0- 0

NON-CONFERENCE

0- 0

0- 1

3- 0

0- 0

0- 0

0- 0

HOME

0- 0

0- 0

0- 0

1- 1

0- 0

0- 0

AWAY

0- 0

0- 1

1- 0

2- 0

0- 0

0- 0

NEUTRAL

0- 0

0- 0

2- 0

0- 0

0- 0

0- 0

CONFERENCE

0- 0

0- 0

0- 0

0- 0

0- 0

0- 0

HOME

0- 0

0- 0

0- 0

0- 0

0- 0

0- 0

AWAY

0- 0

0- 0

0- 0

0- 0

0- 0

0- 0

NEUTRAL

0- 0

0- 0

0- 0

RPI 1-25

RPI 26-50

RPI 51-100

RPI 101+

Team's RPI: 226

RPI S Opponent Score

RPI S Opponent Score

RPI S Opponent Score

RPI S Opponent Score

124 A Youngstown St. 61 72

288 N Oakland 85 65

327 A N.C. A&T 49 36

330 N Northern Ky. 77 60

LAST 12 Division I GAMES:

124 A Youngstown St. 61 72

330 N Northern Ky. 77 60

288 N Oakland 85 65

327 A N.C. A&T 49 36

Akron

Average RPI Win: 173
Average RPI Loss: 106

WON-LOST
RECORD

WINNING
PCT. RANK

LAST 10
GAMES

STRENGTH OF
SCHEDULE

OPP. STRENGTH
OF SCHEDULE

TEAM
RPI

ADJ.
RPI

CONF.
RPI

ADJ CONF.
RPI

DIV. I ONLY	5- 1	37	1- 0	78	142	18	18	4	4
DIV. I NON-CONF.	5- 1	37	1- 0	78	142	18	18	4	4
TOTALS	RPI 1-25	RPI 26-50	W-L RECORDS	RPI 51-100	RPI 101-150	RPI 150+			
5- 1	0- 0	0- 0	OVERALL	1- 0	2- 1	2- 0			
4- 0	0- 0	0- 0	HOME	1- 0	1- 0	2- 0			
1- 1	0- 0	0- 0	AWAY	0- 0	1- 1	0- 0			
0- 0	0- 0	0- 0	NEUTRAL	0- 0	0- 0	0- 0			
5- 1	0- 0	0- 0	NON-CONFERENCE	1- 0	2- 1	2- 0			
4- 0	0- 0	0- 0	HOME	1- 0	1- 0	2- 0			
1- 1	0- 0	0- 0	AWAY	0- 0	1- 1	0- 0			
0- 0	0- 0	0- 0	NEUTRAL	0- 0	0- 0	0- 0			
0- 0	0- 0	0- 0	CONFERENCE	0- 0	0- 0	0- 0			
0- 0	0- 0	0- 0	HOME	0- 0	0- 0	0- 0			
0- 0	0- 0	0- 0	AWAY	0- 0	0- 0	0- 0			
0- 0	0- 0	0- 0	NEUTRAL	0- 0	0- 0	0- 0			

RPI 1-25				Team's RPI: 18			
RPI	S	Opponent	Score				

LAST 12 Division I GAMES:

266	H	Stetson	59	47	255	H	Grambling	73	55
					89	H	Clemson	76	56
					137	A	SMU	62	61
					106	A	Utah	62	72
					118	H	Southeastern La.	88	40

Non-Div I Games:

Alabama

Average RPI	Win: 310	WON-LOST RECORD	WINNING PCT. RANK	LAST 10 GAMES	STRENGTH OF SCHEDULE	OPP. STRENGTH OF SCHEDULE	TEAM RPI	ADJ. RPI	CONF. RPI	ADJ CONF. RPI
Average RPI	Loss: 182									
DIV. I ONLY	1- 4	275	0- 1	152	319	291	291	26	26	
DIV. I NON-CONF.	1- 4	275	0- 1	152	319	291	291	26	26	
<hr/>										
TOTALS	RPI 1-25	RPI 26-50	W-L RECORDS	RPI 51-100	RPI 101-150	RPI 150+				
1- 4	0- 0	0- 0	OVERALL	0- 1	0- 1	1- 2				
1- 1	0- 0	0- 0	HOME	0- 0	0- 0	1- 1				
0- 3	0- 0	0- 0	AWAY	0- 1	0- 1	0- 1				
0- 0	0- 0	0- 0	NEUTRAL	0- 0	0- 0	0- 0				
1- 4	0- 0	0- 0	NON-CONFERENCE	0- 1	0- 1	1- 2				
1- 1	0- 0	0- 0	HOME	0- 0	0- 0	1- 1				
0- 3	0- 0	0- 0	AWAY	0- 1	0- 1	0- 1				
0- 0	0- 0	0- 0	NEUTRAL	0- 0	0- 0	0- 0				
0- 0	0- 0	0- 0	CONFERENCE	0- 0	0- 0	0- 0				
0- 0	0- 0	0- 0	HOME	0- 0	0- 0	0- 0				
0- 0	0- 0	0- 0	AWAY	0- 0	0- 0	0- 0				
0- 0	0- 0	0- 0	NEUTRAL	0- 0	0- 0	0- 0				

RPI 1-25				RPI 26-50				RPI 51-100				RPI 101+ Team's RPI: 291			
RPI	S	Opponent	Score	RPI	S	Opponent	Score	RPI	S	Opponent	Score	RPI	S	Opponent	Score
								63	A	Kansas	54 65	117	A	UAB	47 82
												223	A	Illinois	60 88
												310	H	Tennessee St.	67 57
												325	H	Lipscomb	58 62
<hr/>															
LAST 12 Division I GAMES:															
								63	A	Kansas	54 65	117	A	UAB	47 82
								325	H	Lipscomb	58 62				
								310	H	Tennessee St.	67 57				
								223	A	Illinois	60 88				

Non-Div I Games:

Alabama A&M

Average RPI	Win:	0	WON-LOST	WINNING	LAST 10	STRENGTH OF	OPP. STRENGTH	TEAM	ADJ.	CONF.	ADJ CONF.
Average RPI	Loss:	135	RECORD	PCT. RANK	GAMES	SCHEDULE	OF SCHEDULE	RPI	RPI	RPI	RPI
DIV. I ONLY		0- 5		317	0- 1	32	309	254	254	26	26
DIV. I NON-CONF.		0- 5		317	0- 1	32	309	254	254	26	26

TOTALS	RPI 1-25		RPI 26-50		W-L RECORDS	RPI 51-100		RPI 101-150		RPI 150+	
0- 5	0- 1		0- 0		OVERALL	0- 0		0- 1		0- 3	
0- 2	0- 0		0- 0		HOME	0- 0		0- 1		0- 1	
0- 3	0- 1		0- 0		AWAY	0- 0		0- 0		0- 2	
0- 0	0- 0		0- 0		NEUTRAL	0- 0		0- 0		0- 0	
0- 5	0- 1		0- 0		NON-CONFERENCE	0- 0		0- 1		0- 3	
0- 2	0- 0		0- 0		HOME	0- 0		0- 1		0- 1	
0- 3	0- 1		0- 0		AWAY	0- 0		0- 0		0- 2	
0- 0	0- 0		0- 0		NEUTRAL	0- 0		0- 0		0- 0	
0- 0	0- 0		0- 0		CONFERENCE	0- 0		0- 0		0- 0	
0- 0	0- 0		0- 0		HOME	0- 0		0- 0		0- 0	
0- 0	0- 0		0- 0		AWAY	0- 0		0- 0		0- 0	
0- 0	0- 0		0- 0		NEUTRAL	0- 0		0- 0		0- 0	

RPI 1-25				RPI 26-50				RPI 51-100				RPI 101+ Team's RPI: 254			
RPI	S	Opponent	Score	RPI	S	Opponent	Score	RPI	S	Opponent	Score	RPI	S	Opponent	Score
21	A	Kentucky	35 87									122	H	South Carolina	38 94
												172	A	North Ala.	42 68
												177	A	Troy	46 116
												182	H	Samford	51 60

LAST 12 Division I GAMES:															
177	A	Troy	46 116	182	H	Samford	51 60	177	A	Troy	46 116	182	H	Samford	51 60
172	A	North Ala.	42 68	122	H	South Carolina	38 94	172	A	North Ala.	42 68	122	H	South Carolina	38 94
				21	A	Kentucky	35 87	21	A	Kentucky	35 87				

Non-Div I Games:

Al abama St.

Average RPI Win: 349

Average RPI Loss: 185

WON-LOST
RECORDWINNING
PCT. RANKLAST 10
GAMESSTRENGTH OF
SCHEDULEOPP. STRENGTH
OF SCHEDULETEAM
RPIADJ.
RPICONF.
RPIADJ CONF.
RPIDIV. I ONLY
DIV. I NON-CONF.1- 6
1- 6305
3050- 1
0- 1303
303257
257337
337337
33725
2525
25

TOTALS

RPI 1-25

RPI 26-50

W-L RECORDS

RPI 51-100

RPI 101-150

RPI 150+

1- 6

0- 0

0- 0

OVERALL

0- 1

0- 2

1- 3

1- 2

0- 0

0- 0

HOME

0- 0

0- 1

1- 1

0- 4

0- 0

0- 0

AWAY

0- 1

0- 1

0- 2

0- 0

0- 0

0- 0

NEUTRAL

0- 0

0- 0

0- 0

1- 6

0- 0

0- 0

NON-CONFERENCE

0- 1

0- 2

1- 3

1- 2

0- 0

0- 0

HOME

0- 0

0- 1

1- 1

0- 4

0- 0

0- 0

AWAY

0- 1

0- 1

0- 2

0- 0

0- 0

0- 0

NEUTRAL

0- 0

0- 0

0- 0

0- 0

0- 0

0- 0

CONFERENCE

0- 0

0- 0

0- 0

0- 0

0- 0

0- 0

HOME

0- 0

0- 0

0- 0

0- 0

0- 0

0- 0

AWAY

0- 0

0- 0

0- 0

0- 0

0- 0

0- 0

NEUTRAL

0- 0

0- 0

0- 0

RPI 1-25

RPI 26-50

RPI 51-100

RPI 101+

Team's RPI: 337

RPI S Opponent Score

RPI S Opponent Score

RPI S Opponent Score

RPI S Opponent Score

55 A South Fla. 37 74

136 H Holy Cross 50 56

141 A Monmouth 56 64

152 A Rutgers 39 65

276 A Cornell I 34 48

348 H Canisius 42 48

349 H Manhattan 60 54

LAST 12 Division I GAMES:

152 A Rutgers 39 65

348 H Canisius 42 48

349 H Manhattan 60 54

136 H Holy Cross 50 56

276 A Cornell I 34 48

141 A Monmouth 56 64

55 A South Fla. 37 74

Albany (NY)

Average RPI	Win:	0	WON-LOST	WINNING	LAST 10	STRENGTH OF	OPP. STRENGTH	TEAM	ADJ.	CONF.	ADJ CONF.
Average RPI	Loss:	276	RECORD	PCT. RANK	GAMES	SCHEDULE	OF SCHEDULE	RPI	RPI	RPI	RPI
DIV. I ONLY		0- 4		317	0- 1	347	344	351	351	26	26
DIV. I NON-CONF.		0- 4		317	0- 1	347	344	351	351	26	26

TOTALS	RPI 1-25		RPI 26-50		W-L RECORDS	RPI 51-100		RPI 101-150		RPI 150+	
0- 4	0- 0		0- 0		OVERALL	0- 0		0- 1		0- 3	
0- 2	0- 0		0- 0		HOME	0- 0		0- 1		0- 1	
0- 2	0- 0		0- 0		AWAY	0- 0		0- 0		0- 2	
0- 0	0- 0		0- 0		NEUTRAL	0- 0		0- 0		0- 0	
0- 4	0- 0		0- 0		NON-CONFERENCE	0- 0		0- 1		0- 3	
0- 2	0- 0		0- 0		HOME	0- 0		0- 1		0- 1	
0- 2	0- 0		0- 0		AWAY	0- 0		0- 0		0- 2	
0- 0	0- 0		0- 0		NEUTRAL	0- 0		0- 0		0- 0	
0- 0	0- 0		0- 0		CONFERENCE	0- 0		0- 0		0- 0	
0- 0	0- 0		0- 0		HOME	0- 0		0- 0		0- 0	
0- 0	0- 0		0- 0		AWAY	0- 0		0- 0		0- 0	
0- 0	0- 0		0- 0		NEUTRAL	0- 0		0- 0		0- 0	

RPI 1-25				RPI 26-50				RPI 51-100				RPI 101+ Team's RPI: 351			
RPI	S	Opponent	Score	RPI	S	Opponent	Score	RPI	S	Opponent	Score	RPI	S	Opponent	Score
												118	H	Southeastern La.	59 77
												323	H	Central Ark.	46 57
												328	A	Northwestern St.	65 78
												333	A	UTEP	51 77
LAST 12 Division I GAMES:															
323	H	Central Ark.	46 57	118	H	Southeastern La.	59 77	328	A	Northwestern St.	65 78	333	A	UTEP	51 77

Non-Div I Games: Lane 58 70

Al corn

Average RPI	Win:	191	WON-LOST	WINNING	LAST 10	STRENGTH OF	OPP. STRENGTH	TEAM	ADJ.	CONF.	ADJ CONF.
Average RPI	Loss:	65	RECORD	PCT. RANK	GAMES	SCHEDULE	OF SCHEDULE	RPI	RPI	RPI	RPI
DIV. I ONLY		4- 3		143	1- 0	35	243	76	76	21	21
DIV. I NON-CONF.		4- 3		143	1- 0	35	243	76	76	21	21

TOTALS	RPI 1-25		RPI 26-50		W-L RECORDS	RPI 51-100		RPI 101-150		RPI 150+	
4- 3	0- 1		0- 0		OVERALL	0- 2		1- 0		3- 0	
3- 0	0- 0		0- 0		HOME	0- 0		1- 0		2- 0	
1- 1	0- 0		0- 0		AWAY	0- 1		0- 0		1- 0	
0- 2	0- 1		0- 0		NEUTRAL	0- 1		0- 0		0- 0	
4- 3	0- 1		0- 0		NON-CONFERENCE	0- 2		1- 0		3- 0	
3- 0	0- 0		0- 0		HOME	0- 0		1- 0		2- 0	
1- 1	0- 0		0- 0		AWAY	0- 1		0- 0		1- 0	
0- 2	0- 1		0- 0		NEUTRAL	0- 1		0- 0		0- 0	
0- 0	0- 0		0- 0		CONFERENCE	0- 0		0- 0		0- 0	
0- 0	0- 0		0- 0		HOME	0- 0		0- 0		0- 0	
0- 0	0- 0		0- 0		AWAY	0- 0		0- 0		0- 0	
0- 0	0- 0		0- 0		NEUTRAL	0- 0		0- 0		0- 0	

RPI S	RPI 1-25	Opponent	Score	RPI S	RPI 26-50	Opponent	Score	RPI S	RPI 51-100	Team's RPI: 76	Opponent	Score	RPI S	RPI 101+	Opponent	Score
19 N		Stanford	49 71					83 A	Denver	54 83			120 H	Tulsa	68 52	
								94 N	FGCU	71 90			164 H	George Mason	86 71	
													216 H	UMBC	64 42	
													265 A	Hawai i	69 57	

LAST 12 Division I GAMES:																
83 A	Denver	54 83		216 H	UMBC	64 42										
164 H	George Mason	86 71		94 N	FGCU	71 90										
120 H	Tulsa	68 52		19 N	Stanford	49 71										
				265 A	Hawai i	69 57										

Non-Div I Games:

American

Average RPI	Win:	287	WON-LOST	WINNING	LAST 10	STRENGTH OF	OPP. STRENGTH	TEAM	ADJ.	CONF.	ADJ CONF.
Average RPI	Loss:	155	RECORD	PCT. RANK	GAMES	SCHEDULE	OF SCHEDULE	RPI	RPI	RPI	RPI
DIV. I ONLY		4- 3		143	0- 1	289	193	206	206	17	17
DIV. I NON-CONF.		4- 3		143	0- 1	289	193	206	206	17	17
<hr/>											
TOTALS	RPI 1-25		RPI 26-50		W-L RECORDS	RPI 51-100		RPI 101-150		RPI 150+	
4- 3	0- 0		0- 0		OVERALL	0- 0		0- 2		4- 1	
3- 0	0- 0		0- 0		HOME	0- 0		0- 0		3- 0	
1- 3	0- 0		0- 0		AWAY	0- 0		0- 2		1- 1	
0- 0	0- 0		0- 0		NEUTRAL	0- 0		0- 0		0- 0	
4- 3	0- 0		0- 0		NON-CONFERENCE	0- 0		0- 2		4- 1	
3- 0	0- 0		0- 0		HOME	0- 0		0- 0		3- 0	
1- 3	0- 0		0- 0		AWAY	0- 0		0- 2		1- 1	
0- 0	0- 0		0- 0		NEUTRAL	0- 0		0- 0		0- 0	
0- 0	0- 0		0- 0		CONFERENCE	0- 0		0- 0		0- 0	
0- 0	0- 0		0- 0		HOME	0- 0		0- 0		0- 0	
0- 0	0- 0		0- 0		AWAY	0- 0		0- 0		0- 0	
0- 0	0- 0		0- 0		NEUTRAL	0- 0		0- 0		0- 0	

RPI 1-25				RPI 26-50				RPI 51-100				RPI 101+				Team's RPI: 206
RPI	S	Opponent	Score	RPI	S	Opponent	Score	RPI	S	Opponent	Score	RPI	S	Opponent	Score	
												107	A	Georgia Tech	53	71
												117	A	UAB	61	80
												241	A	ETSU	64	95
												242	A	Davidson	81	78
												289	H	Elon	65	62
												295	H	UNC Greensboro	68	65
												322	H	Marshall	74	52
<hr/>																
LAST 12 Division I GAMES:																
				241	A	ETSU	64	95				242	A	Davidson	81	78
				322	H	Marshall	74	52				295	H	UNC Greensboro	68	65
				289	H	Elon	65	62				107	A	Georgia Tech	53	71
												117	A	UAB	61	80

Non-Div I Games:

Appalachian St.

Average RPI	Win: 218	WON-LOST	WINNING	LAST 10	STRENGTH OF	OPP. STRENGTH	TEAM	ADJ.	CONF.	ADJ CONF.
Average RPI	Loss: 90	RECORD	PCT. RANK	GAMES	SCHEDULE	OF SCHEDULE	RPI	RPI	RPI	RPI

DIV. I ONLY	5- 1	37	1- 0	223	152	139	139	2	2
DIV. I NON-CONF.	5- 1	37	1- 0	223	152	139	139	2	2
TOTALS	RPI 1-25	RPI 26-50	W-L RECORDS	RPI 51-100	RPI 101-150	RPI 150+			
5- 1	0- 0	0- 0	OVERALL	1- 1	1- 0	3- 0			
3- 1	0- 0	0- 0	HOME	0- 1	1- 0	2- 0			
0- 0	0- 0	0- 0	AWAY	0- 0	0- 0	0- 0			
2- 0	0- 0	0- 0	NEUTRAL	1- 0	0- 0	1- 0			
5- 1	0- 0	0- 0	NON-CONFERENCE	1- 1	1- 0	3- 0			
3- 1	0- 0	0- 0	HOME	0- 1	1- 0	2- 0			
0- 0	0- 0	0- 0	AWAY	0- 0	0- 0	0- 0			
2- 0	0- 0	0- 0	NEUTRAL	1- 0	0- 0	1- 0			
0- 0	0- 0	0- 0	CONFERENCE	0- 0	0- 0	0- 0			
0- 0	0- 0	0- 0	HOME	0- 0	0- 0	0- 0			
0- 0	0- 0	0- 0	AWAY	0- 0	0- 0	0- 0			
0- 0	0- 0	0- 0	NEUTRAL	0- 0	0- 0	0- 0			

RPI 1-25				RPI 26-50				RPI 51-100				RPI 101+				Team's RPI: 139	
RPI	S	Opponent	Score	RPI	S	Opponent	Score	RPI	S	Opponent	Score	RPI	S	Opponent	Score		
								90	H	Loyola Marymount	64 66	126	H	Idaho St.	71 46		
								95	N	Portland	92 70	277	N	Seattle U	84 54		
												278	H	South Carolina St.	73 32		
												316	H	Incarnate Word	84 42		
LAST 12 Division I GAMES:																	
												316	H	Incarnate Word	84 42		
												278	H	South Carolina St.	73 32		
												90	H	Loyola Marymount	64 66		
												126	H	Idaho St.	71 46		

Non-Div I Games:

Ari zona

Average RPI	Win: 241	WON-LOST	WINNING	LAST 10	STRENGTH OF	OPP. STRENGTH	TEAM	ADJ.	CONF.	ADJ CONF.
Average RPI	Loss: 18	RECORD	PCT. RANK	GAMES	SCHEDULE	OF SCHEDULE	RPI	RPI	RPI	RPI
DIV. I ONLY	3- 2	125	1- 0	32	215	62	62	2	2	
DIV. I NON-CONF.	3- 2	125	1- 0	32	215	62	62	2	2	

TOTALS	RPI 1-25	RPI 26-50	W-L RECORDS	RPI 51-100	RPI 101-150	RPI 150+				
3- 2	0- 1	0- 1	OVERALL	0- 0	1- 0	2- 0				
1- 1	0- 0	0- 1	HOME	0- 0	0- 0	1- 0				
1- 0	0- 0	0- 0	AWAY	0- 0	1- 0	0- 0				
1- 1	0- 1	0- 0	NEUTRAL	0- 0	0- 0	1- 0				
3- 2	0- 1	0- 1	NON-CONFERENCE	0- 0	1- 0	2- 0				
1- 1	0- 0	0- 1	HOME	0- 0	0- 0	1- 0				
1- 0	0- 0	0- 0	AWAY	0- 0	1- 0	0- 0				
1- 1	0- 1	0- 0	NEUTRAL	0- 0	0- 0	1- 0				
0- 0	0- 0	0- 0	CONFERENCE	0- 0	0- 0	0- 0				
0- 0	0- 0	0- 0	HOME	0- 0	0- 0	0- 0				
0- 0	0- 0	0- 0	AWAY	0- 0	0- 0	0- 0				
0- 0	0- 0	0- 0	NEUTRAL	0- 0	0- 0	0- 0				

RPI S Opponent Score	RPI S Opponent Score	RPI S Opponent Score	RPI S Opponent Score
7 N Louisville 56 58	29 H Baylor 59 65	Team's RPI: 62	RPI S Opponent Score
			144 A Arkansas 88 85
			262 N Southern Ill. 82 38
			316 H Incarnate Word 81 43
LAST 12 Division I GAMES:			
262 N Southern Ill. 82 38	144 A Arkansas 88 85		
7 N Louisville 56 58	29 H Baylor 59 65		
	316 H Incarnate Word 81 43		

Non-Div I Games:

Ari zona St.

Average RPI Win: 0		WON-LOST	WINNING	LAST 10	STRENGTH OF	OPP. STRENGTH	TEAM	ADJ.	CONF.	ADJ CONF.
Average RPI Loss: 74		RECORD	PCT. RANK	GAMES	SCHEDULE	OF SCHEDULE	RPI	RPI	RPI	RPI
DIV. I ONLY		0- 3	317	0- 1	7	188	140	140	26	26
DIV. I NON-CONF.		0- 3	317	0- 1	7	188	140	140	26	26

TOTALS		RPI 1-25		RPI 26-50	W-L RECORDS		RPI 51-100	RPI 101-150	RPI 150+	
0- 3		0- 1		0- 1	OVERALL		0- 0	0- 0	0- 1	
0- 0		0- 0		0- 0	HOME		0- 0	0- 0	0- 0	
0- 3		0- 1		0- 1	AWAY		0- 0	0- 0	0- 1	
0- 0		0- 0		0- 0	NEUTRAL		0- 0	0- 0	0- 0	
0- 3		0- 1		0- 1	NON-CONFERENCE		0- 0	0- 0	0- 1	
0- 0		0- 0		0- 0	HOME		0- 0	0- 0	0- 0	
0- 3		0- 1		0- 1	AWAY		0- 0	0- 0	0- 1	
0- 0		0- 0		0- 0	NEUTRAL		0- 0	0- 0	0- 0	
0- 0		0- 0		0- 0	CONFERENCE		0- 0	0- 0	0- 0	
0- 0		0- 0		0- 0	HOME		0- 0	0- 0	0- 0	
0- 0		0- 0		0- 0	AWAY		0- 0	0- 0	0- 0	
0- 0		0- 0		0- 0	NEUTRAL		0- 0	0- 0	0- 0	

RPI 1-25				RPI 26-50				RPI 51-100				RPI 101+ Team's RPI: 140			
RPI	S	Opponent	Score	RPI	S	Opponent	Score	RPI	S	Opponent	Score	RPI	S	Opponent	Score
14	A	Minnesota	42 84	45	A	Oregon St.	33 89					163	A	Wichita St.	39 76
LAST 12 Division I GAMES:															
								14	A	Minnesota	42 84				
								45	A	Oregon St.	33 89				
								163	A	Wichita St.	39 76				

Non-Div I Games:

Ark. -Pine Bluff

Average RPI Loss: 96

DIV. I ONLY	5- 2	88	1- 0	197	139	144	144	4	4
DIV. I NON-CONF.	5- 2	88	1- 0	197	139	144	144	4	4
TOTALS	RPI 1-25	RPI 26-50	W-L RECORDS	RPI 51-100	RPI 101-150	RPI 150+			
5- 2	0- 0	0- 0	OVERALL	0- 1	1- 1	4- 0			
2- 1	0- 0	0- 0	HOME	0- 1	0- 0	2- 0			
1- 0	0- 0	0- 0	AWAY	0- 0	0- 0	1- 0			
2- 1	0- 0	0- 0	NEUTRAL	0- 0	1- 1	1- 0			
5- 2	0- 0	0- 0	NON-CONFERENCE	0- 1	1- 1	4- 0			
2- 1	0- 0	0- 0	HOME	0- 1	0- 0	2- 0			
1- 0	0- 0	0- 0	AWAY	0- 0	0- 0	1- 0			
2- 1	0- 0	0- 0	NEUTRAL	0- 0	1- 1	1- 0			
0- 0	0- 0	0- 0	CONFERENCE	0- 0	0- 0	0- 0			
0- 0	0- 0	0- 0	HOME	0- 0	0- 0	0- 0			
0- 0	0- 0	0- 0	AWAY	0- 0	0- 0	0- 0			
0- 0	0- 0	0- 0	NEUTRAL	0- 0	0- 0	0- 0			

RPI 1-25				RPI 26-50				RPI 51-100				RPI 101+ Team's RPI: 144			
RPI	S	Opponent	Score	RPI	S	Opponent	Score	RPI	S	Opponent	Score	RPI	S	Opponent	Score
								62	H	Arizona St.	85 88	129	N	Pittsburgh	54 61
												134	N	Wisconsin	69 68
												176	H	Oral Roberts	74 61
												204	A	UT Arlington	66 65
												310	N	Tennessee St.	79 55
												328	H	Northwestern St.	98 53
LAST 12 Division I GAMES:															
				176	H	Oral Roberts	74 61	328	H	Northwestern St.	98 53				
				134	N	Wisconsin	69 68								
				129	N	Pittsburgh	54 61								
				310	N	Tennessee St.	79 55								
				62	H	Arizona St.	85 88								
				204	A	UT Arlington	66 65								

Arkansas

Average RPI Win: 246		WON-LOST	WINNING	LAST 10	STRENGTH OF		OPP. STRENGTH	TEAM	ADJ.	CONF.	ADJ CONF.
Average RPI Loss: 100		RECORD	PCT. RANK	GAMES	SCHEDULE		OF SCHEDULE	RPI	RPI	RPI	RPI
DIV. I ONLY		2- 4	217	1- 0	59		248	181	181	17	17
DIV. I NON-CONF.		2- 4	217	1- 0	59		248	181	181	17	17

TOTALS		RPI 1-25		RPI 26-50	W-L RECORDS		RPI 51-100	RPI 101-150		RPI 150+	
2- 4		0- 0		0- 1	OVERALL		0- 1	0- 1		2- 1	
2- 1		0- 0		0- 0	HOME		0- 0	0- 0		2- 1	
0- 3		0- 0		0- 1	AWAY		0- 1	0- 1		0- 0	
0- 0		0- 0		0- 0	NEUTRAL		0- 0	0- 0		0- 0	
2- 4		0- 0		0- 1	NON-CONFERENCE		0- 1	0- 1		2- 1	
2- 1		0- 0		0- 0	HOME		0- 0	0- 0		2- 1	
0- 3		0- 0		0- 1	AWAY		0- 1	0- 1		0- 0	
0- 0		0- 0		0- 0	NEUTRAL		0- 0	0- 0		0- 0	
0- 0		0- 0		0- 0	CONFERENCE		0- 0	0- 0		0- 0	
0- 0		0- 0		0- 0	HOME		0- 0	0- 0		0- 0	
0- 0		0- 0		0- 0	AWAY		0- 0	0- 0		0- 0	
0- 0		0- 0		0- 0	NEUTRAL		0- 0	0- 0		0- 0	

RPI 1-25				RPI 26-50				RPI 51-100				RPI 101+ Team's RPI: 181			
RPI	S	Opponent	Score	RPI	S	Opponent	Score	RPI	S	Opponent	Score	RPI	S	Opponent	Score
				48	A	Oklahoma St.	60 62	67	A	UT Martin	91 97	116	A	Texas A&M	56 97
												170	H	Louisiana Tech	70 80
												245	H	Murray St.	74 63
												246	H	Memphis	77 66

LAST 12 Division I GAMES:															
				48	A	Oklahoma St.	60 62	245	H	Murray St.	74 63				
								116	A	Texas A&M	56 97				
								170	H	Louisiana Tech	70 80				
								67	A	UT Martin	91 97				
								246	H	Memphis	77 66				

Non-Div I Games:

Arkansas St.

■ Loss,
 ■ Non-Conf, S Site,
 ■ Home
 ■ Away
 N Neutral

Average RPI Win:	308	WON-LOST	WINNING	LAST 10	STRENGTH OF	OPP. STRENGTH	TEAM	ADJ.	CONF.	ADJ CONF.
Average RPI Loss:	178	RECORD	PCT. RANK	GAMES	SCHEDULE	OF SCHEDULE	RPI	RPI	RPI	RPI
DIV. I ONLY	2- 4	217	1- 0	296	252	303	303	21	21	
DIV. I NON-CONF.	2- 4	217	1- 0	296	252	303	303	21	21	
TOTALS	RPI 1-25	RPI 26-50	W-L RECORDS	RPI 51-100	RPI 101-150	RPI 150+				
2- 4	0- 0	0- 1	OVERALL	0- 0	0- 1	2- 2				
1- 2	0- 0	0- 1	HOME	0- 0	0- 1	1- 0				
1- 2	0- 0	0- 0	AWAY	0- 0	0- 0	1- 2				
0- 0	0- 0	0- 0	NEUTRAL	0- 0	0- 0	0- 0				
2- 4	0- 0	0- 1	NON-CONFERENCE	0- 0	0- 1	2- 2				
1- 2	0- 0	0- 1	HOME	0- 0	0- 1	1- 0				
1- 2	0- 0	0- 0	AWAY	0- 0	0- 0	1- 2				
0- 0	0- 0	0- 0	NEUTRAL	0- 0	0- 0	0- 0				
0- 0	0- 0	0- 0	CONFERENCE	0- 0	0- 0	0- 0				
0- 0	0- 0	0- 0	HOME	0- 0	0- 0	0- 0				
0- 0	0- 0	0- 0	AWAY	0- 0	0- 0	0- 0				
0- 0	0- 0	0- 0	NEUTRAL	0- 0	0- 0	0- 0				

RPI	S	Opponent	Score	RPI	S	Opponent	Score	RPI	S	Opponent	Score	RPI	S	Opponent	Score	Team's RPI: 303
50	H	St. John's (NY)	49 60									133	H	Air Force	60 71	
												212	A	Binghamton	47 60	
												268	H	St. Francis Brooklyn	69 57	
												315	A	Columbia	49 70	
												347	A	LIU Brooklyn	57 42	
LAST 12 Division I GAMES:																
268	H	St. Francis Brooklyn	69 57	347	A	LIU Brooklyn	57 42									
212	A	Binghamton	47 60													
133	H	Air Force	60 71													
50	H	St. John's (NY)	49 60													
315	A	Columbia	49 70													

Non-Div I Games:

Army West Point

Average RPI	Win:	203	WON-LOST	WINNING	LAST 10	STRENGTH OF	OPP. STRENGTH	TEAM	ADJ.	CONF.	ADJ CONF.
Average RPI	Loss:	6	RECORD	PCT. RANK	GAMES	SCHEDULE	OF SCHEDULE	RPI	RPI	RPI	RPI
DIV. I ONLY		4- 1	61	1- 0	60	127	13	13	4	4	
DIV. I NON-CONF.		4- 1	61	1- 0	60	127	13	13	4	4	

TOTALS	RPI 1-25		RPI 26-50		W-L RECORDS	RPI 51-100		RPI 101-150		RPI 150+	
4- 1	0- 1		0- 0		OVERALL	1- 0		0- 0		3- 0	
3- 0	0- 0		0- 0		HOME	0- 0		0- 0		3- 0	
1- 1	0- 1		0- 0		AWAY	1- 0		0- 0		0- 0	
0- 0	0- 0		0- 0		NEUTRAL	0- 0		0- 0		0- 0	
4- 1	0- 1		0- 0		NON-CONFERENCE	1- 0		0- 0		3- 0	
3- 0	0- 0		0- 0		HOME	0- 0		0- 0		3- 0	
1- 1	0- 1		0- 0		AWAY	1- 0		0- 0		0- 0	
0- 0	0- 0		0- 0		NEUTRAL	0- 0		0- 0		0- 0	
0- 0	0- 0		0- 0		CONFERENCE	0- 0		0- 0		0- 0	
0- 0	0- 0		0- 0		HOME	0- 0		0- 0		0- 0	
0- 0	0- 0		0- 0		AWAY	0- 0		0- 0		0- 0	
0- 0	0- 0		0- 0		NEUTRAL	0- 0		0- 0		0- 0	

RPI 1-25 Team's RPI: 13				RPI 26-50				RPI 51-100				RPI 101+			
RPI	S	Opponent	Score	RPI	S	Opponent	Score	RPI	S	Opponent	Score	RPI	S	Opponent	Score
6	A	Iowa St.	64 67					96	A	New Mexico	79 76	199	H	Nicholls St.	80 59
												255	H	Grambling	97 48
												263	H	Louisiana	71 59
LAST 12 Division I GAMES:															
								96	A	New Mexico	79 76				
								6	A	Iowa St.	64 67				
								263	H	Louisiana	71 59				
								199	H	Nicholls St.	80 59				
								255	H	Grambling	97 48				

Non-Div I Games: Xavier (LA) 77 58

Auburn

Average RPI Win: 328

Average RPI Loss: 175

WON-LOST
RECORDWINNING
PCT. RANKLAST 10
GAMESSTRENGTH OF
SCHEDULEOPP. STRENGTH
OF SCHEDULETEAM
RPIADJ.
RPICONF.
RPIADJ CONF.
RPIDIV. I ONLY
DIV. I NON-CONF.2- 3
2- 3202
2020- 0
0- 0340
340146
146334
334334
33416
1616
16

TOTALS

RPI 1-25

RPI 26-50

W-L RECORDS

RPI 51-100

RPI 101-150

RPI 150+

2- 3

0- 0

0- 0

OVERALL

0- 0

0- 0

2- 3

2- 1

0- 0

0- 0

HOME

0- 0

0- 0

2- 1

0- 2

0- 0

0- 0

AWAY

0- 0

0- 0

0- 2

0- 0

0- 0

0- 0

NEUTRAL

0- 0

0- 0

0- 0

2- 3

0- 0

0- 0

NON-CONFERENCE

0- 0

0- 0

2- 3

2- 1

0- 0

0- 0

HOME

0- 0

0- 0

2- 1

0- 2

0- 0

0- 0

AWAY

0- 0

0- 0

0- 2

0- 0

0- 0

0- 0

NEUTRAL

0- 0

0- 0

0- 0

0- 0

0- 0

0- 0

CONFERENCE

0- 0

0- 0

0- 0

0- 0

0- 0

0- 0

HOME

0- 0

0- 0

0- 0

0- 0

0- 0

0- 0

AWAY

0- 0

0- 0

0- 0

0- 0

0- 0

0- 0

NEUTRAL

0- 0

0- 0

0- 0

RPI 1-25

RPI 26-50

RPI 51-100

RPI 101+

Team's RPI: 334

RPI S Opponent Score

RPI S Opponent Score

RPI S Opponent Score

RPI S Opponent Score

158	A	Vanderbi l t	70	99
171	H	Mi ssi ssi ppi Val .	89	95
197	A	Ci nci nnati	48	69
325	H	Li pscomb	70	58
330	H	Northern Ky.	52	48

LAST 12 Di vi si on I GAMES:

325	H	Li pscomb	70	58
330	H	Northern Ky.	52	48
171	H	Mi ssi ssi ppi Val .	89	95
158	A	Vanderbi l t	70	99
197	A	Ci nci nnati	48	69

Non-Di v I Games: Christian Bros. 100 62 Trevecca Nazarene 90 78

Austin Peay

Loss,
 Non-Conf, S Site,
 H Home
A Away
 N Neutral

Average RPI Win:	175	WON-LOST	WINNING	LAST 10	STRENGTH OF	OPP. STRENGTH	TEAM	ADJ.	CONF.	ADJ CONF.
Average RPI Loss:	74	RECORD	PCT. RANK	GAMES	SCHEDULE	OF SCHEDULE	RPI	RPI	RPI	RPI
DIV. I ONLY	6- 2	73	1- 0	247	10	104	104	6	6	
DIV. I NON-CONF.	6- 2	73	1- 0	247	10	104	104	6	6	

TOTALS	RPI 1-25	RPI 26-50	W-L RECORDS	RPI 51-100	RPI 101-150	RPI 150+				
6- 2	0- 1	1- 0	OVERALL	1- 0	1- 1	3- 0				
2- 1	0- 1	0- 0	HOME	0- 0	1- 0	1- 0				
2- 1	0- 0	0- 0	AWAY	1- 0	0- 1	1- 0				
2- 0	0- 0	1- 0	NEUTRAL	0- 0	0- 0	1- 0				
6- 2	0- 1	1- 0	NON-CONFERENCE	1- 0	1- 1	3- 0				
2- 1	0- 1	0- 0	HOME	0- 0	1- 0	1- 0				
2- 1	0- 0	0- 0	AWAY	1- 0	0- 1	1- 0				
2- 0	0- 0	1- 0	NEUTRAL	0- 0	0- 0	1- 0				
0- 0	0- 0	0- 0	CONFERENCE	0- 0	0- 0	0- 0				
0- 0	0- 0	0- 0	HOME	0- 0	0- 0	0- 0				
0- 0	0- 0	0- 0	AWAY	0- 0	0- 0	0- 0				
0- 0	0- 0	0- 0	NEUTRAL	0- 0	0- 0	0- 0				

RPI 1-25				RPI 26-50				RPI 51-100				RPI 101+ Team's RPI: 104			
RPI	S	Opponent	Score	RPI	S	Opponent	Score	RPI	S	Opponent	Score	RPI	S	Opponent	Score
2	H	Cal i forni a	52 70	35	N	TCU	61 58	72	A	Utah St.	62 57	103	H	UC Ri versi de	72 70
												145	A	Southern Utah	64 67
												259	A	Utah Valley	77 51
												272	H	Eastern Wash.	80 65
												307	N	Cal i forni a Bapti st	76 69
LAST 12 Divi sion I GAMES:															
259	A	Utah Valley	77 51	145	A	Southern Utah	64 67	307	N	Cal i forni a Bapti st	76 69				
103	H	UC Ri versi de	72 70	35	N	TCU	61 58	72	A	Utah St.	62 57				
				272	H	Eastern Wash.	80 65								
				2	H	Cal i forni a	52 70								

Non-Di v I Games:

BYU

Average RPI	Win: 242	WON-LOST RECORD	WINNING PCT. RANK	LAST 10 GAMES	STRENGTH OF SCHEDULE	OPP. STRENGTH OF SCHEDULE	TEAM RPI	ADJ. RPI	CONF. RPI	ADJ CONF. RPI
Average RPI	Loss: 91									
DIV. I ONLY		2- 5	249	0- 1	248	50	284	284	11	11
DIV. I NON-CONF.		2- 5	249	0- 1	248	50	284	284	11	11

TOTALS	RPI 1-25		RPI 26-50		W-L RECORDS		RPI 51-100		RPI 101-150	RPI 150+
2- 5	0- 1		0- 0		OVERALL		0- 3		0- 0	2- 1
2- 1	0- 0		0- 0		HOME		0- 1		0- 0	2- 0
0- 1	0- 0		0- 0		AWAY		0- 0		0- 0	0- 1
0- 3	0- 1		0- 0		NEUTRAL		0- 2		0- 0	0- 0
2- 5	0- 1		0- 0		NON-CONFERENCE		0- 3		0- 0	2- 1
2- 1	0- 0		0- 0		HOME		0- 1		0- 0	2- 0
0- 1	0- 0		0- 0		AWAY		0- 0		0- 0	0- 1
0- 3	0- 1		0- 0		NEUTRAL		0- 2		0- 0	0- 0
0- 0	0- 0		0- 0		CONFERENCE		0- 0		0- 0	0- 0
0- 0	0- 0		0- 0		HOME		0- 0		0- 0	0- 0
0- 0	0- 0		0- 0		AWAY		0- 0		0- 0	0- 0
0- 0	0- 0		0- 0		NEUTRAL		0- 0		0- 0	0- 0

RPI 1-25				RPI 26-50				RPI 51-100				RPI 101+ Team's RPI: 284			
RPI	S	Opponent	Score	RPI	S	Opponent	Score	RPI	S	Opponent	Score	RPI	S	Opponent	Score
17	N	Qui nni pi ac	66 69					77	H	Purdue	38 80	190	A	Missouri St.	54 74
								80	N	Duke	62 79	197	H	Ci nci nnati	75 63
								92	N	Fordham	70 78	286	H	Cl evel and St.	67 62
LAST 12 Divi sion I GAMES:															
17	N	Qui nni pi ac	66 69	286	H	Cl evel and St.	67 62								
80	N	Duke	62 79	77	H	Purdue	38 80								
197	H	Ci nci nnati	75 63												
92	N	Fordham	70 78												
190	A	Missouri St.	54 74												

Non-Div I Games:

Bal I St.

Average RPI Win: 135
Average RPI Loss: 0

WON-LOST
RECORD

WINNING
PCT. RANK

LAST 10
GAMES

STRENGTH OF
SCHEDULE

OPP. STRENGTH
OF SCHEDULE

TEAM
RPI

ADJ.
RPI

CONF.
RPI

ADJ CONF.
RPI

DIV. I ONLY	6- 0	1	1- 0	254	9	29	29	5	5
DIV. I NON-CONF.	6- 0	1	1- 0	254	9	29	29	5	5

TOTALS	RPI 1-25	RPI 26-50	W-L RECORDS	RPI 51-100	RPI 101-150	RPI 150+			
6- 0	1- 0	0- 0	OVERALL	2- 0	0- 0	3- 0			
3- 0	0- 0	0- 0	HOME	1- 0	0- 0	2- 0			
1- 0	0- 0	0- 0	AWAY	1- 0	0- 0	0- 0			
2- 0	1- 0	0- 0	NEUTRAL	0- 0	0- 0	1- 0			
6- 0	1- 0	0- 0	NON-CONFERENCE	2- 0	0- 0	3- 0			
3- 0	0- 0	0- 0	HOME	1- 0	0- 0	2- 0			
1- 0	0- 0	0- 0	AWAY	1- 0	0- 0	0- 0			
2- 0	1- 0	0- 0	NEUTRAL	0- 0	0- 0	1- 0			
0- 0	0- 0	0- 0	CONFERENCE	0- 0	0- 0	0- 0			
0- 0	0- 0	0- 0	HOME	0- 0	0- 0	0- 0			
0- 0	0- 0	0- 0	AWAY	0- 0	0- 0	0- 0			
0- 0	0- 0	0- 0	NEUTRAL	0- 0	0- 0	0- 0			

RPI 1-25				RPI 26-50				Team's RPI: 29				RPI 51-100				RPI 101+			
RPI S	Opponent	Score		RPI S	Opponent	Score		RPI S	Opponent	Score		RPI S	Opponent	Score		RPI S	Opponent	Score	
20 N	South Dakota St.	72 66										53 H	Southern U.	94 49		166 N	Georgetown	67 46	
												62 A	Arizona St.	65 59		199 H	Nicholls St.	100 39	
																312 H	Saint Francis (PA)	116 58	
LAST 12 Division I GAMES:																			
312 H	Saint Francis (PA)	116 58		166 N	Georgetown	67 46		20 N	South Dakota St.	72 66		53 H	Southern U.	94 49					
199 H	Nicholls St.	100 39						62 A	Arizona St.	65 59									

Non-Div I Games:

Bayl or

Belmont

Belmont					Through Games Of Nov. 29, 2018						
Average RPI	Win:	180	WON-LOST	WINNING	LAST 10	STRENGTH OF	OPP. STRENGTH	TEAM	ADJ.	CONF.	ADJ CONF.
Average RPI	Loss:	53	RECORD	PCT. RANK	GAMES	SCHEDULE	OF SCHEDULE	RPI	RPI	RPI	RPI
DIV. I ONLY	4- 2	96	0- 1	57	131	31	31	16	16		
DIV. I NON-CONF.	4- 2	96	0- 1	57	131	31	31	16	16		

TOTALS	RPI 1-25	RPI 26-50	W-L RECORDS	RPI 51-100	RPI 101-150	RPI 150+					
4- 2	0- 1	0- 0	OVERALL	0- 1	2- 0	2- 0					
1- 1	0- 0	0- 0	HOME	0- 1	1- 0	0- 0					
3- 1	0- 1	0- 0	AWAY	0- 0	1- 0	2- 0					
0- 0	0- 0	0- 0	NEUTRAL	0- 0	0- 0	0- 0					
4- 2	0- 1	0- 0	NON-CONFERENCE	0- 1	2- 0	2- 0					
1- 1	0- 0	0- 0	HOME	0- 1	1- 0	0- 0					
3- 1	0- 1	0- 0	AWAY	0- 0	1- 0	2- 0					
0- 0	0- 0	0- 0	NEUTRAL	0- 0	0- 0	0- 0					
0- 0	0- 0	0- 0	CONFERENCE	0- 0	0- 0	0- 0					
0- 0	0- 0	0- 0	HOME	0- 0	0- 0	0- 0					
0- 0	0- 0	0- 0	AWAY	0- 0	0- 0	0- 0					
0- 0	0- 0	0- 0	NEUTRAL	0- 0	0- 0	0- 0					

RPI 1-25			Team's RPI: 31		RPI 51-100			RPI 101+			
RPI S	Opponent	Score	RPI S	Opponent	Score	RPI S	Opponent	Score	RPI S	Opponent	Score
5	A NC State	62 77				100	H Tol edo	69 78	114	A Middle Tenn.	45 38
									120	H Tul sa	78 53
									155	A Wright St.	79 63
									330	A Northern Ky.	71 53

LAST 12 Division I GAMES:											
100	H Tol edo	69 78	120	H Tul sa	78 53						
330	A Northern Ky.	71 53	5	A NC State	62 77						
114	A Middle Tenn.	45 38									
155	A Wright St.	79 63									

Belmont

Non-Div I Games:

Belmont

Average RPI	Win:	276	WON-LOST	WINNING	LAST 10	STRENGTH OF	OPP. STRENGTH	TEAM	ADJ.	CONF.	ADJ CONF.
Average RPI	Loss:	163	RECORD	PCT. RANK	GAMES	SCHEDULE	OF SCHEDULE	RPI	RPI	RPI	RPI
DIV. I ONLY		3- 2		125	1- 0	329	133	224	224	32	32
DIV. I NON-CONF.		3- 2		125	1- 0	329	133	224	224	32	32

TOTALS	RPI 1-25		RPI 26-50		W-L RECORDS	RPI 51-100		RPI 101-150		RPI 150+	
3- 2	0- 0		0- 0		OVERALL	0- 1		0- 0		3- 1	
2- 0	0- 0		0- 0		HOME	0- 0		0- 0		2- 0	
1- 2	0- 0		0- 0		AWAY	0- 1		0- 0		1- 1	
0- 0	0- 0		0- 0		NEUTRAL	0- 0		0- 0		0- 0	
3- 2	0- 0		0- 0		NON-CONFERENCE	0- 1		0- 0		3- 1	
2- 0	0- 0		0- 0		HOME	0- 0		0- 0		2- 0	
1- 2	0- 0		0- 0		AWAY	0- 1		0- 0		1- 1	
0- 0	0- 0		0- 0		NEUTRAL	0- 0		0- 0		0- 0	
0- 0	0- 0		0- 0		CONFERENCE	0- 0		0- 0		0- 0	
0- 0	0- 0		0- 0		HOME	0- 0		0- 0		0- 0	
0- 0	0- 0		0- 0		AWAY	0- 0		0- 0		0- 0	
0- 0	0- 0		0- 0		NEUTRAL	0- 0		0- 0		0- 0	

RPI 1-25				RPI 26-50				RPI 51-100				RPI 101+ Team's RPI: 224			
RPI	S	Opponent	Score	RPI	S	Opponent	Score	RPI	S	Opponent	Score	RPI	S	Opponent	Score
								55	A	South Fla.	39 88	240	A	Jacksonville	58 56
												270	A	Ga. Southern	76 77
												290	H	Liberty	81 76
												298	H	FIU	68 57

LAST 12 Division I GAMES:															
				290	H	Liberty	81 76	240	A	Jacksonville	58 56				
								270	A	Ga. Southern	76 77				
								298	H	FIU	68 57				
								55	A	South Fla.	39 88				

Non-Div I Games: Edward Waters 73 46

Bethune-Cookman

Average RPI Win: 290 WON-LOST RECORD WINNING PCT. RANK LAST 10 GAMES STRENGTH OF SCHEDULE OPP. STRENGTH OF SCHEDULE TEAM RPI ADJ. RPI CONF. RPI ADJ CONF. RPI

Average RPI Loss: 158

DIV. I ONLY	2- 3	202	1- 0	94	323	212	212	25	25
DIV. I NON-CONF.	2- 3	202	1- 0	94	323	212	212	25	25
TOTALS	RPI 1-25	RPI 26-50	W-L RECORDS	RPI 51-100	RPI 101-150	RPI 150+			
2- 3	0- 0	0- 1	OVERALL	0- 0	0- 0	2- 2			
2- 1	0- 0	0- 0	HOME	0- 0	0- 0	2- 1			
0- 2	0- 0	0- 1	AWAY	0- 0	0- 0	0- 1			
0- 0	0- 0	0- 0	NEUTRAL	0- 0	0- 0	0- 0			
2- 3	0- 0	0- 1	NON-CONFERENCE	0- 0	0- 0	2- 2			
2- 1	0- 0	0- 0	HOME	0- 0	0- 0	2- 1			
0- 2	0- 0	0- 1	AWAY	0- 0	0- 0	0- 1			
0- 0	0- 0	0- 0	NEUTRAL	0- 0	0- 0	0- 0			
0- 0	0- 0	0- 0	CONFERENCE	0- 0	0- 0	0- 0			
0- 0	0- 0	0- 0	HOME	0- 0	0- 0	0- 0			
0- 0	0- 0	0- 0	AWAY	0- 0	0- 0	0- 0			
0- 0	0- 0	0- 0	NEUTRAL	0- 0	0- 0	0- 0			

RPI S Opponent	RPI S Opponent	RPI S Opponent	RPI S Opponent	Team's RPI: 212
	41 A Ohio	49 86		159 H Lehigh 55 65
				273 A Lafayette 50 59
				276 H Cornell 72 61
				303 H Army West Point 60 47
LAST 12 Division I GAMES:				
	303 H Army West Point	60 47		
	159 H Lehigh	55 65		
	41 A Ohio	49 86		
	273 A Lafayette	50 59		
	276 H Cornell	72 61		

Non-Div I Games: Charleston (WV) 69 62 Caldwell 73 54

Binghamton

Average RPI Win: 147

Average RPI Loss: 7

WON-LOST
RECORDWINNING
PCT. RANKLAST 10
GAMESSTRENGTH OF
SCHEDULEOPP. STRENGTH
OF SCHEDULETEAM
RPIADJ.
RPICONF.
RPIADJ CONF.
RPIDIV. I ONLY
DIV. I NON-CONF.3- 1
3- 173
731- 0
1- 038
3860
6026
2626
269
99
9

TOTALS

RPI 1-25

RPI 26-50

W-L RECORDS

RPI 51-100

RPI 101-150

RPI 150+

3- 1

0- 1

0- 0

OVERALL

0- 0

2- 0

1- 0

1- 1

0- 1

0- 0

HOME

0- 0

0- 0

1- 0

0- 0

0- 0

0- 0

AWAY

0- 0

0- 0

0- 0

2- 0

0- 0

0- 0

NEUTRAL

0- 0

2- 0

0- 0

3- 1

0- 1

0- 0

NON-CONFERENCE

0- 0

2- 0

1- 0

1- 1

0- 1

0- 0

HOME

0- 0

0- 0

1- 0

0- 0

0- 0

0- 0

AWAY

0- 0

0- 0

0- 0

2- 0

0- 0

0- 0

NEUTRAL

0- 0

2- 0

0- 0

0- 0

0- 0

0- 0

CONFERENCE

0- 0

0- 0

0- 0

0- 0

0- 0

0- 0

HOME

0- 0

0- 0

0- 0

0- 0

0- 0

0- 0

AWAY

0- 0

0- 0

0- 0

0- 0

0- 0

0- 0

NEUTRAL

0- 0

0- 0

0- 0

RPI 1-25

RPI 26-50

Team's RPI: 26

RPI 51-100

RPI 101+

RPI	S	Opponent	Score
7	H	Louisville	55 74

RPI	S	Opponent	Score
-----	---	----------	-------

RPI	S	Opponent	Score
-----	---	----------	-------

RPI	S	Opponent	Score
102	N	Idaho	91 85
149	N	UNI	61 60
189	H	CSUN	74 63

LAST 12 Division I GAMES:

149	N	UNI	61	60
102	N	Idaho	91	85
7	H	Louisville	55	74
189	H	CSUN	74	63

Non-Div I Games: Southern Ore. 91 46 Northwest Chrst. 93 26

Boise St.

Average RPI Win: 209 WON-LOST WINNING LAST 10
Average RPI Loss: 69 RECORD PCT. RANK GAMES STRENGTH OF OPP. STRENGTH TEAM ADJ. CONF. ADJ CONF.
SCHEDULE OF SCHEDULE RPI RPI RPI RPI

DIV. I ONLY	6- 1	33	1- 0	131	178	59	59	1	1
DIV. I NON-CONF.	6- 1	33	1- 0	131	178	59	59	1	1
TOTALS	RPI 1-25	RPI 26-50	W-L RECORDS	RPI 51-100	RPI 101-150	RPI 150+			
6- 1	0- 0	0- 0	OVERALL	0- 1	3- 0	3- 0			
2- 1	0- 0	0- 0	HOME	0- 1	1- 0	1- 0			
2- 0	0- 0	0- 0	AWAY	0- 0	2- 0	0- 0			
2- 0	0- 0	0- 0	NEUTRAL	0- 0	0- 0	2- 0			
6- 1	0- 0	0- 0	NON-CONFERENCE	0- 1	3- 0	3- 0			
2- 1	0- 0	0- 0	HOME	0- 1	1- 0	1- 0			
2- 0	0- 0	0- 0	AWAY	0- 0	2- 0	0- 0			
2- 0	0- 0	0- 0	NEUTRAL	0- 0	0- 0	2- 0			
0- 0	0- 0	0- 0	CONFERENCE	0- 0	0- 0	0- 0			
0- 0	0- 0	0- 0	HOME	0- 0	0- 0	0- 0			
0- 0	0- 0	0- 0	AWAY	0- 0	0- 0	0- 0			
0- 0	0- 0	0- 0	NEUTRAL	0- 0	0- 0	0- 0			

RPI 1-25	RPI 26-50	RPI 51-100	Team's RPI: 59	RPI 101+
RPI S Opponent Score	RPI S Opponent Score	RPI S Opponent Score		RPI S Opponent Score
		69 H Providence 57 61		135 A Houston 64 57
				136 H Holy Cross 89 63
				150 A Rhode Island 88 64
				230 H Saint Peter's 89 57
				282 N Rider 112 61
				320 N Loyol a Maryland 73 47
LAST 12 Division I GAMES:				
320 N Loyol a Maryland 73 47	282 N Ri der 112 61			
135 A Houston 64 57	69 H Providence 57 61			
136 H Holy Cross 89 63				
230 H Saint Peter's 89 57				
150 A Rhode Island 88 64				

Non-Div I Games:

Average RPI	Win: 247	WON-LOST RECORD	WINNING PCT. RANK	LAST 10 GAMES	STRENGTH OF SCHEDULE	OPP. STRENGTH OF SCHEDULE	TEAM RPI	ADJ. RPI	CONF. RPI	ADJ CONF. RPI
Average RPI	Loss: 91									
DIV. I ONLY		3- 2	125	1- 0	84	251	108	108	21	21
DIV. I NON-CONF.		3- 2	125	1- 0	84	251	108	108	21	21

TOTALS	RPI 1-25		RPI 26-50		W-L RECORDS	RPI 51-100	RPI 101-150		RPI 150+	
3- 2	0- 0		0- 1		OVERALL	0- 0	0- 1		3- 0	
3- 0	0- 0		0- 0		HOME	0- 0	0- 0		3- 0	
0- 2	0- 0		0- 1		AWAY	0- 0	0- 1		0- 0	
0- 0	0- 0		0- 0		NEUTRAL	0- 0	0- 0		0- 0	
3- 2	0- 0		0- 1		NON-CONFERENCE	0- 0	0- 1		3- 0	
3- 0	0- 0		0- 0		HOME	0- 0	0- 0		3- 0	
0- 2	0- 0		0- 1		AWAY	0- 0	0- 1		0- 0	
0- 0	0- 0		0- 0		NEUTRAL	0- 0	0- 0		0- 0	
0- 0	0- 0		0- 0		CONFERENCE	0- 0	0- 0		0- 0	
0- 0	0- 0		0- 0		HOME	0- 0	0- 0		0- 0	
0- 0	0- 0		0- 0		AWAY	0- 0	0- 0		0- 0	
0- 0	0- 0		0- 0		NEUTRAL	0- 0	0- 0		0- 0	

RPI 1-25				RPI 26-50				RPI 51-100				RPI 101+ Team's RPI: 108			
RPI	S	Opponent	Score	RPI	S	Opponent	Score	RPI	S	Opponent	Score	RPI	S	Opponent	Score
				39	A	Northeastern	51 81					142	A	Marist	57 68
												222	H	Brown	72 51
												237	H	Bryant	67 65
												281	H	New Hampshi re	60 39

LAST 12 Division I GAMES:															
				281	H	New Hampshi re	60 39	237	H	Bryant	67 65				
								142	A	Marist	57 68				
								222	H	Brown	72 51				
								39	A	Northeastern	51 81				

Non-Div I Games:

Boston U.

Average RPI Win: 285

Average RPI Loss: 144

WON-LOST
RECORDWINNING
PCT. RANKLAST 10
GAMESSTRENGTH OF
SCHEDULEOPP. STRENGTH
OF SCHEDULETEAM
RPIADJ.
RPICONF.
RPIADJ CONF.
RPIDIV. I ONLY
DIV. I NON-CONF.3- 4
3- 4187
1870- 1
0- 1106
106310
310196
196196
19611
1111
11

TOTALS

RPI 1-25

RPI 26-50

W-L RECORDS

RPI 51-100

RPI 101-150

RPI 150+

3- 4

0- 0

0- 0

OVERALL

0- 2

0- 0

3- 2

3- 0

0- 0

0- 0

HOME

0- 0

0- 0

3- 0

0- 3

0- 0

0- 0

AWAY

0- 2

0- 0

0- 1

0- 1

0- 0

0- 0

NEUTRAL

0- 0

0- 0

0- 1

3- 4

0- 0

0- 0

NON-CONFERENCE

0- 2

0- 0

3- 2

3- 0

0- 0

0- 0

HOME

0- 0

0- 0

3- 0

0- 3

0- 0

0- 0

AWAY

0- 2

0- 0

0- 1

0- 1

0- 0

0- 0

NEUTRAL

0- 0

0- 0

0- 1

0- 0

0- 0

0- 0

CONFERENCE

0- 0

0- 0

0- 0

0- 0

0- 0

0- 0

HOME

0- 0

0- 0

0- 0

0- 0

0- 0

0- 0

AWAY

0- 0

0- 0

0- 0

0- 0

0- 0

0- 0

NEUTRAL

0- 0

0- 0

0- 0

RPI 1-25

RPI 26-50

RPI 51-100

RPI 101+

Team's RPI: 196

RPI S Opponent Score

RPI S Opponent Score

RPI S Opponent Score

RPI S Opponent Score

57 A Michigan St. 69 99
86 A Xavier 49 65186 A Coastal Caro. 80 81
239 H Loyol a Chi cago 88 74
247 N Mercer 63 76
294 H Robert Morris 61 60
322 H Marshall 99 76

LAST 12 Division I GAMES:

186 A Coastal Caro. 80 81
239 H Loyol a Chi cago 88 74
294 H Robert Morris 61 60
322 H Marshall 99 76
57 A Michigan St. 69 99
86 A Xavier 49 65
247 N Mercer 63 76

Bowling Green

Bowling Green

Non-Div I Games:

Bowling Green

Loss, Non-Conf, S Site, H Home A Away N Neutral

Average RPI Win: 185

Average RPI Loss: 0

WON-LOST
RECORDWINNING
PCT. RANKLAST 10
GAMESSTRENGTH OF
SCHEDULEOPP. STRENGTH
OF SCHEDULETEAM
RPIADJ.
RPICONF.
RPIADJ CONF.
RPIDIV. I ONLY
DIV. I NON-CONF.4- 0
4- 01
11- 0
1- 0239
23943
4336
3636
3615
1515
15

TOTALS

RPI 1-25

RPI 26-50

W-L RECORDS

RPI 51-100

RPI 101-150

RPI 150+

4- 0

0- 0

0- 0

OVERALL

0- 0

1- 0

3- 0

2- 0

0- 0

0- 0

HOME

0- 0

1- 0

1- 0

1- 0

0- 0

0- 0

AWAY

0- 0

0- 0

1- 0

1- 0

0- 0

0- 0

NEUTRAL

0- 0

0- 0

1- 0

4- 0

0- 0

0- 0

NON-CONFERENCE

0- 0

1- 0

3- 0

2- 0

0- 0

0- 0

HOME

0- 0

1- 0

1- 0

1- 0

0- 0

0- 0

AWAY

0- 0

0- 0

1- 0

1- 0

0- 0

0- 0

NEUTRAL

0- 0

0- 0

1- 0

0- 0

0- 0

0- 0

CONFERENCE

0- 0

0- 0

0- 0

0- 0

0- 0

0- 0

HOME

0- 0

0- 0

0- 0

0- 0

0- 0

0- 0

AWAY

0- 0

0- 0

0- 0

0- 0

0- 0

0- 0

NEUTRAL

0- 0

0- 0

0- 0

RPI 1-25

RPI 26-50

Team's RPI: 36

RPI 51-100

RPI 101+

RPI S Opponent Score

RPI S Opponent Score

RPI S Opponent Score

RPI S Opponent Score

112	H	Eastern Ill.	67	64
188	N	Delaware	59	47
191	H	Southeast Mo. St.	85	79
249	A	Fla. Atlantic	80	59

LAST 12 Division I GAMES:

249	A	Fla. Atlantic	80	59	112	H	Eastern Ill.	67	64
					188	N	Delaware	59	47
					191	H	Southeast Mo. St.	85	79

Bradley

Bradley

Non-Div I Games: Rockhurst 83 40

Bradley

■ Loss,
 ■ Non-Conf, S Site,
 ■ Home
 ■ Away
 N Neutral

Average RPI	Win:	239	WON-LOST	WINNING	LAST 10	STRENGTH OF	OPP. STRENGTH	TEAM	ADJ.	CONF.	ADJ CONF.
Average RPI	Loss:	145	RECORD	PCT. RANK	GAMES	SCHEDULE	OF SCHEDULE	RPI	RPI	RPI	RPI
DIV. I ONLY		4- 4	158	0- 0	222	159	222	222	23	23	
DIV. I NON-CONF.		4- 4	158	0- 0	222	159	222	222	23	23	

TOTALS	RPI 1-25		RPI 26-50		W-L RECORDS	RPI 51-100		RPI 101-150		RPI 150+	
4- 4	0- 1		0- 0		OVERALL	0- 0		1- 1		3- 2	
3- 2	0- 1		0- 0		HOME	0- 0		0- 0		3- 1	
1- 2	0- 0		0- 0		AWAY	0- 0		1- 1		0- 1	
0- 0	0- 0		0- 0		NEUTRAL	0- 0		0- 0		0- 0	
4- 4	0- 1		0- 0		NON-CONFERENCE	0- 0		1- 1		3- 2	
3- 2	0- 1		0- 0		HOME	0- 0		0- 0		3- 1	
1- 2	0- 0		0- 0		AWAY	0- 0		1- 1		0- 1	
0- 0	0- 0		0- 0		NEUTRAL	0- 0		0- 0		0- 0	
0- 0	0- 0		0- 0		CONFERENCE	0- 0		0- 0		0- 0	
0- 0	0- 0		0- 0		HOME	0- 0		0- 0		0- 0	
0- 0	0- 0		0- 0		AWAY	0- 0		0- 0		0- 0	
0- 0	0- 0		0- 0		NEUTRAL	0- 0		0- 0		0- 0	

RPI 1-25				RPI 26-50				RPI 51-100				RPI 101+				Team's RPI: 222
RPI	S	Opponent	Score	RPI	S	Opponent	Score	RPI	S	Opponent	Score	RPI	S	Opponent	Score	
25	H	Bucknell I	78 91									108	A	Boston U.	51 72	
												136	A	Holy Cross	89 85	
												211	H	Massachusetts	61 90	
												237	A	Bryant	57 75	
												260	H	Fairfield	68 49	
												280	H	Central Conn. St.	68 63	
												281	H	New Hampshire	76 70	

LAST 12 Division I GAMES:																
136	A	Holy Cross	89 85	25	H	Bucknell I	78 91	211	H	Massachusetts	61 90					
281	H	New Hampshire	76 70	260	H	Fairfield	68 49									
108	A	Boston U.	51 72													
237	A	Bryant	57 75													
280	H	Central Conn. St.	68 63													

Non-Div I Games: Johnson & Wales (RI) 78 46

Brown

Average RPI Win:	236	WON-LOST	WINNING	LAST 10	STRENGTH OF	OPP. STRENGTH	TEAM	ADJ.	CONF.	ADJ CONF.
Average RPI Loss:	188	RECORD	PCT. RANK	GAMES	SCHEDULE	OF SCHEDULE	RPI	RPI	RPI	RPI

DIV. I ONLY	2- 4	217	0- 1	202	226	237	237	31	31
DIV. I NON-CONF.	2- 4	217	0- 1	202	226	237	237	31	31
TOTALS	RPI 1-25	RPI 26-50	W-L RECORDS	RPI 51-100	RPI 101-150	RPI 150+			
2- 4	0- 0	0- 0	OVERALL	0- 0	0- 2	2- 2			
1- 1	0- 0	0- 0	HOME	0- 0	0- 1	1- 0			
1- 3	0- 0	0- 0	AWAY	0- 0	0- 1	1- 2			
0- 0	0- 0	0- 0	NEUTRAL	0- 0	0- 0	0- 0			
2- 4	0- 0	0- 0	NON-CONFERENCE	0- 0	0- 2	2- 2			
1- 1	0- 0	0- 0	HOME	0- 0	0- 1	1- 0			
1- 3	0- 0	0- 0	AWAY	0- 0	0- 1	1- 2			
0- 0	0- 0	0- 0	NEUTRAL	0- 0	0- 0	0- 0			
0- 0	0- 0	0- 0	CONFERENCE	0- 0	0- 0	0- 0			
0- 0	0- 0	0- 0	HOME	0- 0	0- 0	0- 0			
0- 0	0- 0	0- 0	AWAY	0- 0	0- 0	0- 0			
0- 0	0- 0	0- 0	NEUTRAL	0- 0	0- 0	0- 0			

RPI 1-25	RPI 26-50	RPI 51-100	RPI 101+	Team's RPI: 237
RPI S Opponent Score	RPI S Opponent Score	RPI S Opponent Score	RPI S Opponent Score	
			108 A Boston U.	65 67
			119 H Mai ne	57 74
			222 H Brown	75 57
			243 A West Vi rgi ni a	48 94
			250 A UMass Lowel l	58 57
			281 A New Hampshi re	74 79
LAST 12 Di vi si on I GAMES:				
			108 A Boston U.	65 67
			243 A West Vi rgi ni a	48 94
			119 H Mai ne	57 74
			222 H Brown	75 57
			250 A UMass Lowel l	58 57

Non-Di v I Games:

Bryant

Average RPI	Win: 184	WON-LOST RECORD	WINNING PCT. RANK	LAST 10 GAMES	STRENGTH OF SCHEDULE	OPP. STRENGTH OF SCHEDULE	TEAM RPI	ADJ. RPI	CONF. RPI	ADJ CONF. RPI
Average RPI	Loss: 66									
DIV. I ONLY	6- 2	73	1- 0	101	80	25	25	21	21	
DIV. I NON-CONF.	6- 2	73	1- 0	101	80	25	25	21	21	

TOTALS	RPI 1-25	RPI 26-50	W-L RECORDS	RPI 51-100	RPI 101-150	RPI 150+				
6- 2	1- 1	0- 0	OVERALL	0- 0	1- 1	4- 0				
1- 0	1- 0	0- 0	HOME	0- 0	0- 0	0- 0				
3- 2	0- 1	0- 0	AWAY	0- 0	1- 1	2- 0				
2- 0	0- 0	0- 0	NEUTRAL	0- 0	0- 0	2- 0				
6- 2	1- 1	0- 0	NON-CONFERENCE	0- 0	1- 1	4- 0				
1- 0	1- 0	0- 0	HOME	0- 0	0- 0	0- 0				
3- 2	0- 1	0- 0	AWAY	0- 0	1- 1	2- 0				
2- 0	0- 0	0- 0	NEUTRAL	0- 0	0- 0	2- 0				
0- 0	0- 0	0- 0	CONFERENCE	0- 0	0- 0	0- 0				
0- 0	0- 0	0- 0	HOME	0- 0	0- 0	0- 0				
0- 0	0- 0	0- 0	AWAY	0- 0	0- 0	0- 0				
0- 0	0- 0	0- 0	NEUTRAL	0- 0	0- 0	0- 0				

RPI 1-25				RPI 26-50				RPI 51-100				RPI 101+			
RPI	S	Opponent	Score	RPI	S	Opponent	Score	RPI	S	Opponent	Score	RPI	S	Opponent	Score
8	A	Syracuse	56 70									123	A	Drexel	42 64
17	H	Quinnipiac	75 58									141	A	Monmouth	70 32
												211	N	Massachusetts	77 58
												222	A	Brown	91 78
												252	A	St. Bonaventure	77 46
												260	N	Fairfield	77 54
LAST 12 Division I GAMES:															
				222	A	Brown	91 78	252	A	St. Bonaventure	77 46				
				260	N	Fairfield	77 54	141	A	Monmouth	70 32				
				211	N	Massachusetts	77 58								
				8	A	Syracuse	56 70								
				123	A	Drexel	42 64								
				17	H	Quinnipiac	75 58								

Non-Div I Games:

Bucknell I

Average RPI Win: 208

Average RPI Loss: 4

WON-LOST
RECORDWINNING
PCT. RANKLAST 10
GAMESSTRENGTH OF
SCHEDULEOPP. STRENGTH
OF SCHEDULETEAM
RPIADJ.
RPICONF.
RPIADJ CONF.
RPIDIV. I ONLY
DIV. I NON-CONF.4- 1
4- 161
611- 0
1- 0150
15092
9243
4343
4311
1111
11

TOTALS

RPI 1-25

RPI 26-50

W-L RECORDS

RPI 51-100

RPI 101-150

RPI 150+

4- 1 1- 1

1- 0 0- 0

1- 1 0- 1

2- 0 1- 0

0- 0

0- 0

0- 0

0- 0

OVERALL

0- 0

0- 0

3- 0

HOME

0- 0

0- 0

1- 0

AWAY

0- 0

0- 0

1- 0

NEUTRAL

0- 0

0- 0

1- 0

NON-CONFERENCE

0- 0

0- 0

3- 0

HOME

0- 0

0- 0

1- 0

AWAY

0- 0

0- 0

1- 0

NEUTRAL

0- 0

0- 0

1- 0

CONFERENCE

0- 0

0- 0

0- 0

HOME

0- 0

0- 0

0- 0

AWAY

0- 0

0- 0

0- 0

NEUTRAL

0- 0

0- 0

0- 0

RPI 1-25

RPI 26-50

Team's RPI: 43

RPI 51-100

RPI 101+

RPI	S	Opponent	Score
4	A	Oregon	82 102
20	N	South Dakota St.	61 55

RPI	S	Opponent	Score
-----	---	----------	-------

RPI	S	Opponent	Score
-----	---	----------	-------

RPI	S	Opponent	Score
166	N	Georgetown	73 64
306	H	Niagara	88 61
340	A	UMES	69 63

LAST 12 Division I GAMES:

20	N	South Dakota St.	61 55
166	N	Georgetown	73 64
4	A	Oregon	82 102
306	H	Niagara	88 61
340	A	UMES	69 63

Buffalo

Buffalo

Non-Div I Games:

Buffalo

Loss,
 Non-Conf, S Site,
 H Home
A Away
 N Neutral

Average RPI Win: 212

Average RPI Loss: 0

WON-LOST
RECORDWINNING
PCT. RANKLAST 10
GAMESSTRENGTH OF
SCHEDULEOPP. STRENGTH
OF SCHEDULETEAM
RPIADJ.
RPICONF.
RPIADJ CONF.
RPIDIV. I ONLY
DIV. I NON-CONF.5- 0
5- 01
11- 0
1- 0281
28157
5764
6464
647
77
7

TOTALS

RPI 1-25

RPI 26-50

W-L RECORDS

RPI 51-100

RPI 101-150

RPI 150+

5- 0

0- 0

0- 0

OVERALL

0- 0

1- 0

4- 0

5- 0

0- 0

0- 0

HOME

0- 0

1- 0

4- 0

0- 0

0- 0

0- 0

AWAY

0- 0

0- 0

0- 0

0- 0

0- 0

0- 0

NEUTRAL

0- 0

0- 0

0- 0

5- 0

0- 0

0- 0

NON-CONFERENCE

0- 0

1- 0

4- 0

5- 0

0- 0

0- 0

HOME

0- 0

1- 0

4- 0

0- 0

0- 0

0- 0

AWAY

0- 0

0- 0

0- 0

0- 0

0- 0

0- 0

NEUTRAL

0- 0

0- 0

0- 0

0- 0

0- 0

0- 0

CONFERENCE

0- 0

0- 0

0- 0

0- 0

0- 0

0- 0

HOME

0- 0

0- 0

0- 0

0- 0

0- 0

0- 0

AWAY

0- 0

0- 0

0- 0

0- 0

0- 0

0- 0

NEUTRAL

0- 0

0- 0

0- 0

RPI 1-25

RPI 26-50

RPI 51-100

Team's RPI: 64

RPI 101+

RPI S Opponent Score

RPI S Opponent Score

RPI S Opponent Score

RPI S Opponent Score

112	H	Eastern Ill.	72	37
203	H	Western Ill.	92	51
245	H	Murray St.	86	65
248	H	Illinois St.	58	56
250	H	UMass Lowell	89	36

LAST 12 Division I GAMES:

248	H	Illinois St.	58	56
250	H	UMass Lowell	89	36
203	H	Western Ill.	92	51
245	H	Murray St.	86	65
112	H	Eastern Ill.	72	37

B
u
t
l
e
r

Non-Div I Games:

Butler

Average RPI	Win: 230	WON-LOST	WINNING	LAST 10	STRENGTH OF	OPP. STRENGTH	TEAM	ADJ.	CONF.	ADJ CONF.
Average RPI	Loss: 204	RECORD	PCT. RANK	GAMES	SCHEDULE	OF SCHEDULE	RPI	RPI	RPI	RPI
DIV. I ONLY	2- 3	202	0- 1	271	228	232	232	30	30	
DIV. I NON-CONF.	2- 3	202	0- 1	271	228	232	232	30	30	

TOTALS	RPI 1-25	RPI 26-50	W-L RECORDS	RPI 51-100	RPI 101-150	RPI 150+				
2- 3	0- 0	0- 1	OVERALL	0- 0	0- 0	2- 2				
1- 0	0- 0	0- 0	HOME	0- 0	0- 0	1- 0				
1- 3	0- 0	0- 1	AWAY	0- 0	0- 0	1- 2				
0- 0	0- 0	0- 0	NEUTRAL	0- 0	0- 0	0- 0				
2- 3	0- 0	0- 1	NON-CONFERENCE	0- 0	0- 0	2- 2				
1- 0	0- 0	0- 0	HOME	0- 0	0- 0	1- 0				
1- 3	0- 0	0- 1	AWAY	0- 0	0- 0	1- 2				
0- 0	0- 0	0- 0	NEUTRAL	0- 0	0- 0	0- 0				
0- 0	0- 0	0- 0	CONFERENCE	0- 0	0- 0	0- 0				
0- 0	0- 0	0- 0	HOME	0- 0	0- 0	0- 0				
0- 0	0- 0	0- 0	AWAY	0- 0	0- 0	0- 0				
0- 0	0- 0	0- 0	NEUTRAL	0- 0	0- 0	0- 0				

RPI 1-25				RPI 26-50				RPI 51-100				RPI 101+				Team's RPI: 232
RPI	S	Opponent	Score	RPI	S	Opponent	Score	RPI	S	Opponent	Score	RPI	S	Opponent	Score	
				49	A	UC Irvine	78 85					155	H	Wright St.	76 74	
												229	A	San Jose St.	72 82	
												304	A	UC Santa Barbara	56 48	
												333	A	UTEP	47 53	
LAST 12 Division I GAMES:																
				49	A	UC Irvine	78 85	229	A	San Jose St.	72 82					
								333	A	UTEP	47 53					
								304	A	UC Santa Barbara	56 48					
								155	H	Wright St.	76 74					

Non-Div I Games: Whittier 74 46 Westcliff 91 37

Average RPI	Win:	293	WON-LOST	WINNING	LAST 10	STRENGTH OF	OPP. STRENGTH	TEAM	ADJ.	CONF.	ADJ CONF.
Average RPI	Loss:	62	RECORD	PCT. RANK	GAMES	SCHEDULE	OF SCHEDULE	RPI	RPI	RPI	RPI
DIV. I ONLY		3- 4		187	0- 1	157	175	189	189	19	19
DIV. I NON-CONF.		3- 4		187	0- 1	157	175	189	189	19	19

TOTALS	RPI 1-25		RPI 26-50		W-L RECORDS	RPI 51-100		RPI 101-150		RPI 150+	
3- 4	0- 1		0- 1		OVERALL	0- 0		0- 2		3- 0	
2- 1	0- 0		0- 0		HOME	0- 0		0- 1		2- 0	
1- 3	0- 1		0- 1		AWAY	0- 0		0- 1		1- 0	
0- 0	0- 0		0- 0		NEUTRAL	0- 0		0- 0		0- 0	
3- 4	0- 1		0- 1		NON-CONFERENCE	0- 0		0- 2		3- 0	
2- 1	0- 0		0- 0		HOME	0- 0		0- 1		2- 0	
1- 3	0- 1		0- 1		AWAY	0- 0		0- 1		1- 0	
0- 0	0- 0		0- 0		NEUTRAL	0- 0		0- 0		0- 0	
0- 0	0- 0		0- 0		CONFERENCE	0- 0		0- 0		0- 0	
0- 0	0- 0		0- 0		HOME	0- 0		0- 0		0- 0	
0- 0	0- 0		0- 0		AWAY	0- 0		0- 0		0- 0	
0- 0	0- 0		0- 0		NEUTRAL	0- 0		0- 0		0- 0	

RPI 1-25				RPI 26-50				RPI 51-100				RPI 101+ Team's RPI: 189			
RPI	S	Opponent	Score	RPI	S	Opponent	Score	RPI	S	Opponent	Score	RPI	S	Opponent	Score
12	A	Drake	63 73	26	A	Boise St.	63 74					102	A	Idaho	73 88
												109	H	Harvard	55 75
												285	A	Omaha	64 52
												287	H	Washington St.	65 52
												307	H	Cal i forni a Bapti st	73 67
LAST 12 Divi s i on I GAMES:															
287	H	Washington St.	65 52	109	H	Harvard	55 75								
12	A	Drake	63 73	307	H	Cal i forni a Bapti st	73 67								
285	A	Omaha	64 52												
26	A	Boise St.	63 74												
102	A	Idaho	73 88												

Non-Di v I Games:

CSUN

C
a
l
P
o
l
y

Cal Poly		Through Games Of Nov. 29, 2018									
Average RPI	Win:	272	WON-LOST	WINNING	LAST 10	STRENGTH OF	OPP. STRENGTH	TEAM	ADJ.	CONF.	ADJ CONF.
Average RPI	Loss:	134	RECORD	PCT. RANK	GAMES	SCHEDULE	OF SCHEDULE	RPI	RPI	RPI	RPI
DIV. I ONLY		1- 6	305	1- 0	206	122	299	299	19	19	
DIV. I NON-CONF.		1- 6	305	1- 0	206	122	299	299	19	19	

TOTALS	RPI 1-25		RPI 26-50		W-L RECORDS	RPI 51-100		RPI 101-150		RPI 150+	
1- 6	0- 1		0- 1		OVERALL	0- 0		0- 2		1- 2	
1- 2	0- 1		0- 0		HOME	0- 0		0- 0		1- 1	
0- 3	0- 0		0- 1		AWAY	0- 0		0- 2		0- 0	
0- 1	0- 0		0- 0		NEUTRAL	0- 0		0- 0		0- 1	
1- 6	0- 1		0- 1		NON-CONFERENCE	0- 0		0- 2		1- 2	
1- 2	0- 1		0- 0		HOME	0- 0		0- 0		1- 1	
0- 3	0- 0		0- 1		AWAY	0- 0		0- 2		0- 0	
0- 1	0- 0		0- 0		NEUTRAL	0- 0		0- 0		0- 1	
0- 0	0- 0		0- 0		CONFERENCE	0- 0		0- 0		0- 0	
0- 0	0- 0		0- 0		HOME	0- 0		0- 0		0- 0	
0- 0	0- 0		0- 0		AWAY	0- 0		0- 0		0- 0	
0- 0	0- 0		0- 0		NEUTRAL	0- 0		0- 0		0- 0	

RPI 1-25				RPI 26-50				RPI 51-100				RPI 101+ Team's RPI: 299			
RPI	S	Opponent	Score	RPI	S	Opponent	Score	RPI	S	Opponent	Score	RPI	S	Opponent	Score
23	H	Pepperdi ne	63 70	45	A	Oregon St.	54 79					113	A	Fresno St.	58 76
												127	A	Sacramento St.	85 88
												223	H	Illinois	51 74
												271	N	San Francisco	62 65
												272	H	Eastern Wash.	59 55

LAST 12 Division I GAMES:															
272	H	Eastern Wash.	59 55	23	H	Pepperdi ne	63 70	223	H	Illinois	51 74	271	N	San Francisco	62 65
								113	A	Fresno St.	58 76	127	A	Sacramento St.	85 88
								45	A	Oregon St.	54 79				

Non-Div I Games: Academy of Art 87 65

Cal Poly

C
a
l
P
o
l
y

Average RPI Win:	299	WON-LOST	WINNING	LAST 10	STRENGTH OF	OPP. STRENGTH	TEAM	ADJ.	CONF.	ADJ CONF.
Average RPI Loss:	110	RECORD	PCT. RANK	GAMES	SCHEDULE	OF SCHEDULE	RPI	RPI	RPI	RPI
DIV. I ONLY	3- 4	187	1- 0	233	207	227	227	19	19	
DIV. I NON-CONF.	3- 4	187	1- 0	233	207	227	227	19	19	

TOTALS	RPI 1-25	RPI 26-50	W-L RECORDS	RPI 51-100	RPI 101-150	RPI 150+				
3- 4	0- 0	0- 1	OVERALL	0- 2	0- 0	3- 1				
1- 2	0- 0	0- 1	HOME	0- 0	0- 0	1- 1				
2- 2	0- 0	0- 0	AWAY	0- 2	0- 0	2- 0				
0- 0	0- 0	0- 0	NEUTRAL	0- 0	0- 0	0- 0				
3- 4	0- 0	0- 1	NON-CONFERENCE	0- 2	0- 0	3- 1				
1- 2	0- 0	0- 1	HOME	0- 0	0- 0	1- 1				
2- 2	0- 0	0- 0	AWAY	0- 2	0- 0	2- 0				
0- 0	0- 0	0- 0	NEUTRAL	0- 0	0- 0	0- 0				
0- 0	0- 0	0- 0	CONFERENCE	0- 0	0- 0	0- 0				
0- 0	0- 0	0- 0	HOME	0- 0	0- 0	0- 0				
0- 0	0- 0	0- 0	AWAY	0- 0	0- 0	0- 0				
0- 0	0- 0	0- 0	NEUTRAL	0- 0	0- 0	0- 0				

RPI 1-25				RPI 26-50				RPI 51-100				RPI 101+ Team's RPI: 227			
RPI	S	Opponent	Score	RPI	S	Opponent	Score	RPI	S	Opponent	Score	RPI	S	Opponent	Score
				37	H	Santa Clara	60 64	88	A	Washington	74 83	220	H	San Diego St.	72 83
								95	A	Portland	74 83	277	A	Seattle U	57 54
												307	A	California Baptist	79 65
												313	H	Dartmouth	67 62

LAST 12 Division I GAMES:															
				313	H	Dartmouth	67 62	277	A	Seattle U	57 54				
				95	A	Portland	74 83								
				37	H	Santa Clara	60 64								
				220	H	San Diego St.	72 83								
				307	A	California Baptist	79 65								
				88	A	Washington	74 83								

Non-Div I Games:

Cal St. Fullerton

■ Loss,
 ■ Non-Conf, S Site,
 ■ Home
 ■ Away
 N Neutral

Average RPI	Win:	95	WON-LOST	WINNING	LAST 10	STRENGTH OF	OPP. STRENGTH	TEAM	ADJ.	CONF.	ADJ CONF.
Average RPI	Loss:	0	RECORD	PCT. RANK	GAMES	SCHEDULE	OF SCHEDULE	RPI	RPI	RPI	RPI
DIV. I ONLY		6- 0		1	1- 0	13	93	2	2	2	2
DIV. I NON-CONF.		6- 0		1	1- 0	13	93	2	2	2	2

TOTALS	RPI 1-25		RPI 26-50		W-L RECORDS	RPI 51-100		RPI 101-150		RPI 150+	
6- 0	0- 0		2- 0		OVERALL	1- 0		2- 0		1- 0	
1- 0	0- 0		0- 0		HOME	0- 0		1- 0		0- 0	
3- 0	0- 0		0- 0		AWAY	1- 0		1- 0		1- 0	
2- 0	0- 0		2- 0		NEUTRAL	0- 0		0- 0		0- 0	
6- 0	0- 0		2- 0		NON-CONFERENCE	1- 0		2- 0		1- 0	
1- 0	0- 0		0- 0		HOME	0- 0		1- 0		0- 0	
3- 0	0- 0		0- 0		AWAY	1- 0		1- 0		1- 0	
2- 0	0- 0		2- 0		NEUTRAL	0- 0		0- 0		0- 0	
0- 0	0- 0		0- 0		CONFERENCE	0- 0		0- 0		0- 0	
0- 0	0- 0		0- 0		HOME	0- 0		0- 0		0- 0	
0- 0	0- 0		0- 0		AWAY	0- 0		0- 0		0- 0	
0- 0	0- 0		0- 0		NEUTRAL	0- 0		0- 0		0- 0	

RPI 1-25		Team's RPI : 2		RPI 26-50		RPI 51-100		RPI 101+			
RPI	S	Opponent	Score	RPI	S	Opponent	Score	RPI	S	Opponent	Score
				42	N	Paci fi c	81 69				
				47	N	Tul ane	65 57				

LAST 12 Di vi si on I GAMES:											
				135	H	Houston	80 79				
								167	A	San Di ego	70 53
								47	N	Tul ane	65 57
								42	N	Paci fi c	81 69
								104	A	BYU	70 52
								75	A	Penn St.	75 58

Non-Di v I Games:

Cal i forni a

Average RPI Win: 297		WON-LOST RECORD	WINNING PCT. RANK	LAST 10 GAMES	STRENGTH OF SCHEDULE	OPP. STRENGTH OF SCHEDULE	TEAM RPI	ADJ. RPI	CONF. RPI	ADJ. CONF. RPI
DIV. I ONLY	163	1- 6	305	0- 0	266	204	307	307	30	30
DIV. I NON-CONF.		1- 6	305	0- 0	266	204	307	307	30	30
TOTALS		RPI 1-25	RPI 26-50	W-L RECORDS		RPI 51-100	RPI 101-150	RPI 150+		
1- 6	0- 0		0- 0	OVERALL		0- 0	0- 3	1- 3		
0- 2	0- 0		0- 0	HOME		0- 0	0- 1	0- 1		
1- 3	0- 0		0- 0	AWAY		0- 0	0- 1	1- 2		
0- 1	0- 0		0- 0	NEUTRAL		0- 0	0- 1	0- 0		
1- 6	0- 0		0- 0	NON-CONFERENCE		0- 0	0- 3	1- 3		
0- 2	0- 0		0- 0	HOME		0- 0	0- 1	0- 1		
1- 3	0- 0		0- 0	AWAY		0- 0	0- 1	1- 2		
0- 1	0- 0		0- 0	NEUTRAL		0- 0	0- 1	0- 0		
0- 0	0- 0		0- 0	CONFERENCE		0- 0	0- 0	0- 0		
0- 0	0- 0		0- 0	HOME		0- 0	0- 0	0- 0		
0- 0	0- 0		0- 0	AWAY		0- 0	0- 0	0- 0		
0- 0	0- 0		0- 0	NEUTRAL		0- 0	0- 0	0- 0		

RPI 1-25				RPI 26-50				RPI 51-100				RPI 101+				Team's RPI: 307	
RPI	S	Opponent	Score	RPI	S	Opponent	Score	RPI	S	Opponent	Score	RPI	S	Opponent	Score		
												104	N	BYU	69	76	
												111	A	Northern Ariz.	88	91	
												126	H	Idaho St.	57	72	
												189	A	CSUN	67	73	
												220	A	San Diego St.	67	83	
												227	H	Cal St. Fullerton	65	79	
												297	A	Long Beach St.	85	83	
LAST 12 Division I GAMES:																	
												189	A	CSUN	67	73	
												104	N	BYU	69	76	
												220	A	San Diego St.	67	83	
												111	A	Northern Ariz.	88	91	
												227	H	Cal St. Fullerton	65	79	
												297	A	Long Beach St.	85	83	
												126	H	Idaho St.	57	72	

Non-Div I Games:	La Sierra	91	44
------------------	-----------	----	----

Cal i forni a Bapti st

■ Loss, ■ Non-Conf, S Site, H Home A Away N Neutral

Average RPI	Win:	289	WON-LOST	WINNING	LAST 10	STRENGTH OF	OPP. STRENGTH	TEAM	ADJ.	CONF.	ADJ CONF.
Average RPI	Loss:	44	RECORD	PCT. RANK	GAMES	SCHEDULE	OF SCHEDULE	RPI	RPI	RPI	RPI
DIV. I ONLY		6- 1		33	1- 0	328	144	185	185	29	29
DIV. I NON-CONF.		6- 1		33	1- 0	328	144	185	185	29	29

TOTALS	RPI 1-25		RPI 26-50		W-L RECORDS	RPI 51-100		RPI 101-150		RPI 150+	
6- 1	0- 0		0- 1		OVERALL	0- 0		0- 0		6- 0	
2- 1	0- 0		0- 1		HOME	0- 0		0- 0		2- 0	
3- 0	0- 0		0- 0		AWAY	0- 0		0- 0		3- 0	
1- 0	0- 0		0- 0		NEUTRAL	0- 0		0- 0		1- 0	
6- 1	0- 0		0- 1		NON-CONFERENCE	0- 0		0- 0		6- 0	
2- 1	0- 0		0- 1		HOME	0- 0		0- 0		2- 0	
3- 0	0- 0		0- 0		AWAY	0- 0		0- 0		3- 0	
1- 0	0- 0		0- 0		NEUTRAL	0- 0		0- 0		1- 0	
0- 0	0- 0		0- 0		CONFERENCE	0- 0		0- 0		0- 0	
0- 0	0- 0		0- 0		HOME	0- 0		0- 0		0- 0	
0- 0	0- 0		0- 0		AWAY	0- 0		0- 0		0- 0	
0- 0	0- 0		0- 0		NEUTRAL	0- 0		0- 0		0- 0	

RPI 1-25				RPI 26-50				RPI 51-100				RPI 101+ Team's RPI: 185			
RPI	S	Opponent	Score	RPI	S	Opponent	Score	RPI	S	Opponent	Score	RPI	S	Opponent	Score
				44	H	Old Domini on	59 83					213	A	Norfol k St.	57 49
												285	N	Omaha	65 52
												295	H	UNC Greensboro	53 49
												298	A	FIU	59 54
												319	A	Western Caro.	63 37
												324	H	Col. of Charleston	66 65
LAST 12 Division I GAMES:															
324	H	Col. of Charleston	66 65	298	A	FIU	59 54								
319	A	Western Caro.	63 37	295	H	UNC Greensboro	53 49								
44	H	Old Domini on	59 83	285	N	Omaha	65 52								
				213	A	Norfol k St.	57 49								

Non-Div I Games:

Campbel I

Average RPI Win:	337	WON-LOST	WINNING	LAST 10	STRENGTH OF	OPP. STRENGTH	TEAM	ADJ.	CONF.	ADJ CONF.
Average RPI Loss:	272	RECORD	PCT. RANK	GAMES	SCHEDULE	OF SCHEDULE	RPI	RPI	RPI	RPI

DIV. I ONLY	1- 5	290	1- 0	349	333	348	348	27	27
DIV. I NON-CONF.	1- 5	290	1- 0	349	333	348	348	27	27
TOTALS	RPI 1-25	RPI 26-50	W-L RECORDS	RPI 51-100	RPI 101-150	RPI 150+			
1- 5	0- 0	0- 0	OVERALL	0- 0	0- 0	1- 5			
0- 2	0- 0	0- 0	HOME	0- 0	0- 0	0- 2			
1- 3	0- 0	0- 0	AWAY	0- 0	0- 0	1- 3			
0- 0	0- 0	0- 0	NEUTRAL	0- 0	0- 0	0- 0			
1- 5	0- 0	0- 0	NON-CONFERENCE	0- 0	0- 0	1- 5			
0- 2	0- 0	0- 0	HOME	0- 0	0- 0	0- 2			
1- 3	0- 0	0- 0	AWAY	0- 0	0- 0	1- 3			
0- 0	0- 0	0- 0	NEUTRAL	0- 0	0- 0	0- 0			
0- 0	0- 0	0- 0	CONFERENCE	0- 0	0- 0	0- 0			
0- 0	0- 0	0- 0	HOME	0- 0	0- 0	0- 0			
0- 0	0- 0	0- 0	AWAY	0- 0	0- 0	0- 0			
0- 0	0- 0	0- 0	NEUTRAL	0- 0	0- 0	0- 0			

RPI 1-25	RPI 26-50	RPI 51-100	RPI 101+	Team's RPI: 348
RPI S Opponent Score	RPI S Opponent Score	RPI S Opponent Score	RPI S Opponent Score	
			162 H Mi ami (OH) 59 62	
			252 A St. Bonaventure 94 100	
			288 A Oakl and 60 71	
			321 A Col gate 53 67	
			337 A Al bany (NY) 48 42	
			337 H UTRGV 53 57	
LAST 12 Division I GAMES:				
337 A Al bany (NY) 48 42	337 H UTRGV 53 57	252 A St. Bonaventure 94 100	162 H Mi ami (OH) 59 62	
288 A Oakl and 60 71				
321 A Col gate 53 67				

Non-Div I Games:

Canisius

Average RPI	Win: 351	WON-LOST	WINNING	LAST 10	STRENGTH OF	OPP. STRENGTH	TEAM	ADJ.	CONF.	ADJ CONF.
Average RPI	Loss: 216	RECORD	PCT. RANK	GAMES	SCHEDULE	OF SCHEDULE	RPI	RPI	RPI	RPI
DIV. I ONLY	1- 2	217	1- 0	320	350	323	323	22	22	
DIV. I NON-CONF.	1- 2	217	1- 0	320	350	323	323	22	22	
TOTALS	RPI 1-25	RPI 26-50	W-L RECORDS	RPI 51-100	RPI 101-150	RPI 150+				
1- 2	0- 0	0- 0	OVERALL	0- 0	0- 1	1- 1				
0- 1	0- 0	0- 0	HOME	0- 0	0- 1	0- 0				
1- 1	0- 0	0- 0	AWAY	0- 0	0- 0	1- 1				
0- 0	0- 0	0- 0	NEUTRAL	0- 0	0- 0	0- 0				
1- 2	0- 0	0- 0	NON-CONFERENCE	0- 0	0- 1	1- 1				
0- 1	0- 0	0- 0	HOME	0- 0	0- 1	0- 0				
1- 1	0- 0	0- 0	AWAY	0- 0	0- 0	1- 1				
0- 0	0- 0	0- 0	NEUTRAL	0- 0	0- 0	0- 0				
0- 0	0- 0	0- 0	CONFERENCE	0- 0	0- 0	0- 0				
0- 0	0- 0	0- 0	HOME	0- 0	0- 0	0- 0				
0- 0	0- 0	0- 0	AWAY	0- 0	0- 0	0- 0				
0- 0	0- 0	0- 0	NEUTRAL	0- 0	0- 0	0- 0				

RPI	S	Opponent	Score	RPI	S	Opponent	Score	RPI	S	Opponent	Score	RPI	S	Opponent	Score	Team's RPI: 323
												138	H	South Alabama	50	58
												293	A	Jackson St.	56	65
												351	A	Al corn	57	46
LAST 12 Division I GAMES:																
												351	A	Al corn	57	46
												138	H	South Alabama	50	58
												293	A	Jackson St.	56	65

Non-Div I Games: Central Baptist 55 34 Hendrix 72 40

Central Ark.

Average RPI	Win:	342	WON-LOST	WINNING	LAST 10	STRENGTH OF	OPP. STRENGTH	TEAM	ADJ.	CONF.	ADJ CONF.
Average RPI	Loss:	186	RECORD	PCT. RANK	GAMES	SCHEDULE	OF SCHEDULE	RPI	RPI	RPI	RPI
DIV. I ONLY		1- 4		275	1- 0	229	261	280	280	31	31
DIV. I NON-CONF.		1- 4		275	1- 0	229	261	280	280	31	31

TOTALS	RPI 1-25		RPI 26-50		W-L RECORDS	RPI 51-100		RPI 101-150		RPI 150+	
1- 4	0- 0		0- 0		OVERALL	0- 0		0- 0		1- 4	
0- 1	0- 0		0- 0		HOME	0- 0		0- 0		0- 1	
1- 3	0- 0		0- 0		AWAY	0- 0		0- 0		1- 3	
0- 0	0- 0		0- 0		NEUTRAL	0- 0		0- 0		0- 0	
1- 4	0- 0		0- 0		NON-CONFERENCE	0- 0		0- 0		1- 4	
0- 1	0- 0		0- 0		HOME	0- 0		0- 0		0- 1	
1- 3	0- 0		0- 0		AWAY	0- 0		0- 0		1- 3	
0- 0	0- 0		0- 0		NEUTRAL	0- 0		0- 0		0- 0	
0- 0	0- 0		0- 0		CONFERENCE	0- 0		0- 0		0- 0	
0- 0	0- 0		0- 0		HOME	0- 0		0- 0		0- 0	
0- 0	0- 0		0- 0		AWAY	0- 0		0- 0		0- 0	
0- 0	0- 0		0- 0		NEUTRAL	0- 0		0- 0		0- 0	

RPI 1-25				RPI 26-50				RPI 51-100				RPI 101+ Team's RPI: 280			
RPI	S	Opponent	Score	RPI	S	Opponent	Score	RPI	S	Opponent	Score	RPI	S	Opponent	Score
												152	A	Rutgers	44 73
												159	H	Lehigh	62 88
												211	A	Massachusetts	59 74
												222	A	Brown	63 68
												342	A	Morgan St.	60 36

LAST 12 Division I GAMES:															
				342	A	Morgan St.	60 36								
				211	A	Massachusetts	59 74								
				152	A	Rutgers	44 73								
				159	H	Lehigh	62 88								
				222	A	Brown	63 68								

Non-Div I Games:

Central Conn. St.

Average RPI	Win:	152	WON-LOST	WINNING	LAST 10	STRENGTH OF	OPP. STRENGTH	TEAM	ADJ.	CONF.	ADJ CONF.
Average RPI	Loss:	20	RECORD	PCT. RANK	GAMES	SCHEDULE	OF SCHEDULE	RPI	RPI	RPI	RPI
DIV. I ONLY		5- 1		37	1- 0	185	15	68	68	11	11
DIV. I NON-CONF.		5- 1		37	1- 0	185	15	68	68	11	11

TOTALS	RPI 1-25		RPI 26-50		W-L RECORDS	RPI 51-100		RPI 101-150		RPI 150+	
5- 1	0- 1		0- 0		OVERALL	2- 0		1- 0		2- 0	
3- 1	0- 1		0- 0		HOME	1- 0		0- 0		2- 0	
1- 0	0- 0		0- 0		AWAY	0- 0		1- 0		0- 0	
1- 0	0- 0		0- 0		NEUTRAL	1- 0		0- 0		0- 0	
5- 1	0- 1		0- 0		NON-CONFERENCE	2- 0		1- 0		2- 0	
3- 1	0- 1		0- 0		HOME	1- 0		0- 0		2- 0	
1- 0	0- 0		0- 0		AWAY	0- 0		1- 0		0- 0	
1- 0	0- 0		0- 0		NEUTRAL	1- 0		0- 0		0- 0	
0- 0	0- 0		0- 0		CONFERENCE	0- 0		0- 0		0- 0	
0- 0	0- 0		0- 0		HOME	0- 0		0- 0		0- 0	
0- 0	0- 0		0- 0		AWAY	0- 0		0- 0		0- 0	
0- 0	0- 0		0- 0		NEUTRAL	0- 0		0- 0		0- 0	

RPI 1-25				RPI 26-50				RPI 51-100 Team's RPI: 68				RPI 101+			
RPI	S	Opponent	Score	RPI	S	Opponent	Score	RPI	S	Opponent	Score	RPI	S	Opponent	Score
20	H	South Dakota St.	71 80					60	H	UCF	75 68	125	A	Virginia	74 61
								71	N	Chattanooga	73 50	214	H	Western Ky.	108 90
												288	H	Oakland	104 61
LAST 12 Division I GAMES:															
				71	N	Chattanooga	73 50	125	A	Virginia	74 61				
								60	H	UCF	75 68				
								214	H	Western Ky.	108 90				
								20	H	South Dakota St.	71 80				
								288	H	Oakland	104 61				

Non-Div I Games:

Central Mich.

Average RPI		Win: 186	WON-LOST RECORD		WINNING PCT. RANK	LAST 10 GAMES	STRENGTH OF SCHEDULE		OPP. STRENGTH OF SCHEDULE	TEAM RPI	ADJ. RPI	CONF. RPI	ADJ. CONF. RPI
Loss: 92													
DIV. I ONLY			4- 1		61	1- 0	116		102	30	30	20	20
DIV. I NON-CONF.			4- 1		61	1- 0	116		102	30	30	20	20
TOTALS		RPI 1-25			RPI 26-50	W-L RECORDS		RPI 51-100	RPI 101-150	RPI 150+			
4- 1		0- 0			0- 0	OVERALL		0- 1	1- 0	3- 0			
2- 0		0- 0			0- 0	HOME		0- 0	1- 0	1- 0			
1- 1		0- 0			0- 0	AWAY		0- 1	0- 0	1- 0			
1- 0		0- 0			0- 0	NEUTRAL		0- 0	0- 0	1- 0			
4- 1		0- 0			0- 0	NON-CONFERENCE		0- 1	1- 0	3- 0			
2- 0		0- 0			0- 0	HOME		0- 0	1- 0	1- 0			
1- 1		0- 0			0- 0	AWAY		0- 1	0- 0	1- 0			
1- 0		0- 0			0- 0	NEUTRAL		0- 0	0- 0	1- 0			
0- 0		0- 0			0- 0	CONFERENCE		0- 0	0- 0	0- 0			
0- 0		0- 0			0- 0	HOME		0- 0	0- 0	0- 0			
0- 0		0- 0			0- 0	AWAY		0- 0	0- 0	0- 0			
0- 0		0- 0			0- 0	NEUTRAL		0- 0	0- 0	0- 0			

[illegible]

C
h
a
r
l
o
t
t
e

C
h
a
r
l
o
t
t
e

Non-Div l Games:

Charlotte

Average RPI	Win: 213	WON-LOST	WINNING	LAST 10	STRENGTH OF	OPP. STRENGTH	TEAM	ADJ.	CONF.	ADJ CONF.
Average RPI	Loss: 52	RECORD	PCT. RANK	GAMES	SCHEDULE	OF SCHEDULE	RPI	RPI	RPI	RPI
DIV. I ONLY	3- 4	187	0- 1	21	177	71	71	24	24	
DIV. I NON-CONF.	3- 4	187	0- 1	21	177	71	71	24	24	

TOTALS	RPI 1-25	RPI 26-50	W-L RECORDS	RPI 51-100	RPI 101-150	RPI 150+				
3- 4	0- 1	0- 0	OVERALL	0- 3	1- 0	2- 0				
1- 2	0- 1	0- 0	HOME	0- 1	0- 0	1- 0				
1- 1	0- 0	0- 0	AWAY	0- 1	1- 0	0- 0				
1- 1	0- 0	0- 0	NEUTRAL	0- 1	0- 0	1- 0				
3- 4	0- 1	0- 0	NON-CONFERENCE	0- 3	1- 0	2- 0				
1- 2	0- 1	0- 0	HOME	0- 1	0- 0	1- 0				
1- 1	0- 0	0- 0	AWAY	0- 1	1- 0	0- 0				
1- 1	0- 0	0- 0	NEUTRAL	0- 1	0- 0	1- 0				
0- 0	0- 0	0- 0	CONFERENCE	0- 0	0- 0	0- 0				
0- 0	0- 0	0- 0	HOME	0- 0	0- 0	0- 0				
0- 0	0- 0	0- 0	AWAY	0- 0	0- 0	0- 0				
0- 0	0- 0	0- 0	NEUTRAL	0- 0	0- 0	0- 0				

RPI 1-25				RPI 26-50				RPI 51-100				RPI 101+			
RPI	S	Opponent	Score	RPI	S	Opponent	Score	RPI	S	Opponent	Score	RPI	S	Opponent	Score
7	H	Louisville	49 75					66	A	Virginia Tech	59 74	131	A	Hampton	58 50
								67	H	UT Martin	79 81	217	N	Saint Louis	71 61
								68	N	Central Mich.	50 73	290	H	Liberty	75 60

Team's RPI: 71															
LAST 12 Division I GAMES:															
290	H	Liberty	75 60	67	H	UT Martin	79 81	68	N	Central Mich.	50 73	217	N	Saint Louis	71 61
66	A	Virginia Tech	59 74												
131	A	Hampton	58 50												
7	H	Louisville	49 75												

Non-Div I Games: Lee

61 55

Chattanooga

Average RPI	Win:	0	WON-LOST	WINNING	LAST 10	STRENGTH OF	OPP. STRENGTH	TEAM	ADJ.	CONF.	ADJ CONF.
Average RPI	Loss:	221	RECORD	PCT. RANK	GAMES	SCHEDULE	OF SCHEDULE	RPI	RPI	RPI	RPI
DIV. I ONLY		0- 7		317	0- 1	193	343	331	331	30	30
DIV. I NON-CONF.		0- 7		317	0- 1	193	343	331	331	30	30

TOTALS	RPI 1-25		RPI 26-50		W-L RECORDS	RPI 51-100		RPI 101-150		RPI 150+	
0- 7	0- 0		0- 0		OVERALL	0- 1		0- 1		0- 5	
0- 3	0- 0		0- 0		HOME	0- 0		0- 1		0- 2	
0- 3	0- 0		0- 0		AWAY	0- 1		0- 0		0- 2	
0- 1	0- 0		0- 0		NEUTRAL	0- 0		0- 0		0- 1	
0- 7	0- 0		0- 0		NON-CONFERENCE	0- 1		0- 1		0- 5	
0- 3	0- 0		0- 0		HOME	0- 0		0- 1		0- 2	
0- 3	0- 0		0- 0		AWAY	0- 1		0- 0		0- 2	
0- 1	0- 0		0- 0		NEUTRAL	0- 0		0- 0		0- 1	
0- 0	0- 0		0- 0		CONFERENCE	0- 0		0- 0		0- 0	
0- 0	0- 0		0- 0		HOME	0- 0		0- 0		0- 0	
0- 0	0- 0		0- 0		AWAY	0- 0		0- 0		0- 0	
0- 0	0- 0		0- 0		NEUTRAL	0- 0		0- 0		0- 0	

RPI 1-25				RPI 26-50				RPI 51-100				RPI 101+ Team's RPI : 331					
RPI	S	Opponent	Score	RPI	S	Opponent	Score	RPI	S	Opponent	Score	RPI	S	Opponent	Score		
								86	A	Xavi er	57	91	117	H	UAB	45	90
												193	A	Morehead St.	68	104	
												239	A	Loyol a Chi cago	40	76	
												268	N	St. Franci s Brookl yn	73	110	
												301	H	Val parai so	70	76	
												346	H	Evansvi lle	58	67	

LAST 12 Di vi si on I GAMES:																	
301	H	Val parai so	70	76	117	H	UAB	45	90								
239	A	Loyol a Chi cago	40	76	193	A	Morehead St.	68	104								
					268	N	St. Franci s Brookl yn	73	110								
					346	H	Evansvi lle	58	67								
					86	A	Xavi er	57	91								

Non-Div I Games:

Chicago St.

Average RPI	Win: 258	WON-LOST	WINNING	LAST 10	STRENGTH OF	OPP. STRENGTH	TEAM	ADJ.	CONF.	ADJ CONF.
Average RPI	Loss: 152	RECORD	PCT. RANK	GAMES	SCHEDULE	OF SCHEDULE	RPI	RPI	RPI	RPI
DIV. I ONLY	5- 3	119	0- 1	243	245	197	197	8	8	
DIV. I NON-CONF.	5- 3	119	0- 1	243	245	197	197	8	8	

TOTALS	RPI 1-25	RPI 26-50	W-L RECORDS	RPI 51-100	RPI 101-150	RPI 150+				
5- 3	0- 0	0- 1	OVERALL	0- 0	0- 1	5- 1				
4- 1	0- 0	0- 1	HOME	0- 0	0- 0	4- 0				
1- 2	0- 0	0- 0	AWAY	0- 0	0- 1	1- 1				
0- 0	0- 0	0- 0	NEUTRAL	0- 0	0- 0	0- 0				
5- 3	0- 0	0- 1	NON-CONFERENCE	0- 0	0- 1	5- 1				
4- 1	0- 0	0- 1	HOME	0- 0	0- 0	4- 0				
1- 2	0- 0	0- 0	AWAY	0- 0	0- 1	1- 1				
0- 0	0- 0	0- 0	NEUTRAL	0- 0	0- 0	0- 0				
0- 0	0- 0	0- 0	CONFERENCE	0- 0	0- 0	0- 0				
0- 0	0- 0	0- 0	HOME	0- 0	0- 0	0- 0				
0- 0	0- 0	0- 0	AWAY	0- 0	0- 0	0- 0				
0- 0	0- 0	0- 0	NEUTRAL	0- 0	0- 0	0- 0				

RPI	S	Opponent	Score	RPI	S	Opponent	Score	RPI	S	Opponent	Score	RPI	S	Opponent	Score	Team's RPI: 197
				44	H	Old Dominion	72 76					129	A	Pittsburgh	48 65	
												174	H	Yale	66 52	
												217	A	Saint Louis	51 50	
												241	H	ETSU	77 64	
												284	A	Ball St.	63 75	
												325	H	Lipscomb	71 55	
												334	H	Austin Peay	69 48	

LAST 12 Division I GAMES:																
				325	H	Lipscomb	71 55					284	A	Ball St.	63 75	
				174	H	Yale	66 52					334	H	Austin Peay	69 48	
				217	A	Saint Louis	51 50									
				129	A	Pittsburgh	48 65									
				44	H	Old Dominion	72 76									
				241	H	ETSU	77 64									

Non-Div I Games:

Cincinnati

C
l
e
m
s
o
n

Clemson										Through Games Of Nov. 29, 2018																																							
Average RPI Win:		234		WON-LOST RECORD		WINNING PCT. RANK		LAST 10 GAMES		STRENGTH OF SCHEDULE		OPP. STRENGTH OF SCHEDULE		TEAM RPI		ADJ. RPI		CONF. RPI		ADJ CONF. RPI																													
Average RPI Loss:		52																																															
DIV. I ONLY				4- 3		143		1- 0		58		211		89		89		1		1																													
DIV. I NON-CONF.				4- 3		143		1- 0		58		211		89		89		1		1																													
TOTALS		RPI 1-25		RPI 26-50		W-L RECORDS		RPI 51-100		RPI 101-150		RPI 150+																																					
4- 3		0- 2		0- 0		OVERALL		0- 0		0- 1		4- 0																																					
3- 0		0- 0		0- 0		HOME		0- 0		0- 0		3- 0																																					
0- 2		0- 1		0- 0		AWAY		0- 0		0- 1		0- 0																																					
1- 1		0- 1		0- 0		NEUTRAL		0- 0		0- 0		1- 0																																					
4- 3		0- 2		0- 0		NON-CONFERENCE		0- 0		0- 1		4- 0																																					
3- 0		0- 0		0- 0		HOME		0- 0		0- 0		3- 0																																					
0- 2		0- 1		0- 0		AWAY		0- 0		0- 1		0- 0																																					
1- 1		0- 1		0- 0		NEUTRAL		0- 0		0- 0		1- 0																																					
0- 0		0- 0		0- 0		CONFERENCE		0- 0		0- 0		0- 0																																					
0- 0		0- 0		0- 0		HOME		0- 0		0- 0		0- 0																																					
0- 0		0- 0		0- 0		AWAY		0- 0		0- 0		0- 0																																					
0- 0		0- 0		0- 0		NEUTRAL		0- 0		0- 0		0- 0																																					
RPI 1-25										RPI 26-50										RPI 51-100										Team's RPI: 89										RPI 101+									
RPI S		Opponent		Score		RPI S		Opponent		Score		RPI S		Opponent		Score		RPI S		Opponent		Score																											
16 N		Tennessee		66 78														122 A		South Carolina		57 69																											
18 A		Alabama		56 76														194 H		Wofford		85 77																											
																		195 N		Oklahoma		74 62																											
																		223 H		Illinois		69 67																											
																		325 H		Lipscomb		68 26																											
LAST 12 Division I GAMES:																																																	
325 H		Lipscomb		68 26		195 N		Oklahoma		74 62		223 H		Illinois		69 67		16 N		Tennessee		66 78																											
194 H		Wofford		85 77		223 H		Illinois		69 67		16 N		Tennessee		66 78		18 A		Alabama		56 76																											
						122 A		South Carolina		57 69																																							

C
l
e
m
s
o
n

Non-Div I Games:

Clemson

Average RPI Win: 248

Average RPI Loss: 165

WON-LOST
RECORDWINNING
PCT. RANKLAST 10
GAMESSTRENGTH OF
SCHEDULEOPP. STRENGTH
OF SCHEDULETEAM
RPIADJ.
RPICONF.
RPIADJ CONF.
RPIDIV. I ONLY
DIV. I NON-CONF.1- 4
1- 4275
2750- 1
0- 1182
182208
208286
286286
28613
1313
13

TOTALS

RPI 1-25

RPI 26-50

W-L RECORDS

RPI 51-100

RPI 101-150

RPI 150+

1- 4

0- 0

0- 1

OVERALL

0- 0

0- 0

1- 3

1- 0

0- 0

0- 0

HOME

0- 0

0- 0

1- 0

0- 3

0- 0

0- 0

AWAY

0- 0

0- 0

0- 3

0- 1

0- 0

0- 1

NEUTRAL

0- 0

0- 0

0- 0

1- 4

0- 0

0- 1

NON-CONFERENCE

0- 0

0- 0

1- 3

1- 0

0- 0

0- 0

HOME

0- 0

0- 0

1- 0

0- 3

0- 0

0- 0

AWAY

0- 0

0- 0

0- 3

0- 1

0- 0

0- 1

NEUTRAL

0- 0

0- 0

0- 0

0- 0

0- 0

0- 0

CONFERENCE

0- 0

0- 0

0- 0

0- 0

0- 0

0- 0

HOME

0- 0

0- 0

0- 0

0- 0

0- 0

0- 0

AWAY

0- 0

0- 0

0- 0

0- 0

0- 0

0- 0

NEUTRAL

0- 0

0- 0

0- 0

RPI 1-25

RPI 26-50

RPI 51-100

RPI 101+

Team's RPI: 286

RPI S Opponent Score

RPI S Opponent Score

RPI S Opponent Score

RPI S Opponent Score

47 N Tulane 72 81

160 A Eastern Mich. 63 69

167 A San Diego 82 83

248 H Illinois St. 67 63

284 A Ball St. 62 67

LAST 12 Division I GAMES:

47 N Tulane 72 81

160 A Eastern Mich. 63 69

167 A San Diego 82 83

248 H Illinois St. 67 63

284 A Ball St. 62 67

Non-Div I Games:

Lake Erie

79 49

Salem (WV)

113 81

Cleveland and St.

Average RPI Win: 260

Average RPI Loss: 103

WON-LOST
RECORDWINNING
PCT. RANKLAST 10
GAMESSTRENGTH OF
SCHEDULEOPP. STRENGTH
OF SCHEDULETEAM
RPIADJ.
RPICONF.
RPIADJ CONF.
RPIDIV. I ONLY
DIV. I NON-CONF.4- 1
4- 161
611- 0
1- 0330
33091
91186
186186
18617
1717
17

TOTALS

RPI 1-25

RPI 26-50

W-L RECORDS

RPI 51-100

RPI 101-150

RPI 150+

4- 1

0- 0

0- 0

OVERALL

0- 0

0- 1

4- 0

4- 0

0- 0

0- 0

HOME

0- 0

0- 0

4- 0

0- 1

0- 0

0- 0

AWAY

0- 0

0- 1

0- 0

0- 0

0- 0

0- 0

NEUTRAL

0- 0

0- 0

0- 0

4- 1

0- 0

0- 0

NON-CONFERENCE

0- 0

0- 1

4- 0

4- 0

0- 0

0- 0

HOME

0- 0

0- 0

4- 0

0- 1

0- 0

0- 0

AWAY

0- 0

0- 1

0- 0

0- 0

0- 0

0- 0

NEUTRAL

0- 0

0- 0

0- 0

0- 0

0- 0

0- 0

CONFERENCE

0- 0

0- 0

0- 0

0- 0

0- 0

0- 0

HOME

0- 0

0- 0

0- 0

0- 0

0- 0

0- 0

AWAY

0- 0

0- 0

0- 0

0- 0

0- 0

0- 0

NEUTRAL

0- 0

0- 0

0- 0

RPI 1-25

RPI 26-50

RPI 51-100

RPI 101+

Team's RPI: 186

RPI S Opponent Score

RPI S Opponent Score

RPI S Opponent Score

RPI S Opponent Score

103	A	UC Ri versi de	43	62
196	H	Bowling Green	81	80
246	H	Memphi s	90	71
278	H	South Carolina St.	57	44
319	H	Western Caro.	77	59

LAST 12 Division I GAMES:

246	H	Memphi s	90	71
196	H	Bowling Green	81	80
103	A	UC Ri versi de	43	62
278	H	South Carolina St.	57	44
319	H	Western Caro.	77	59

Non-Div I Games:

Coastal Caro.

■ Loss,
 ■ Non-Conf, S Site,
 ■ Home
 ■ Away
 N Neutral

Average RPI		WON-LOST RECORD	WINNING PCT. RANK	LAST 10 GAMES	STRENGTH OF SCHEDULE	OPP. STRENGTH OF SCHEDULE	TEAM RPI	ADJ. RPI	CONF. RPI	ADJ. CONF. RPI
278	217	1- 4	275	0- 1	238	321	324	324	14	14
DIV. I ONLY		1- 4	275	0- 1	238	321	324	324	14	14
DIV. I NON-CONF.		1- 4	275	0- 1	238	321	324	324	14	14
TOTALS		RPI 1-25	RPI 26-50	W-L RECORDS		RPI 51-100	RPI 101-150	RPI 150+		
1- 4	0- 0		0- 0	OVERALL		0- 0	0- 0	1- 4		
1- 2	0- 0		0- 0	HOME		0- 0	0- 0	1- 2		
0- 2	0- 0		0- 0	AWAY		0- 0	0- 0	0- 2		
0- 0	0- 0		0- 0	NEUTRAL		0- 0	0- 0	0- 0		
1- 4	0- 0		0- 0	NON-CONFERENCE		0- 0	0- 0	1- 4		
1- 2	0- 0		0- 0	HOME		0- 0	0- 0	1- 2		
0- 2	0- 0		0- 0	AWAY		0- 0	0- 0	0- 2		
0- 0	0- 0		0- 0	NEUTRAL		0- 0	0- 0	0- 0		
0- 0	0- 0		0- 0	CONFERENCE		0- 0	0- 0	0- 0		
0- 0	0- 0		0- 0	HOME		0- 0	0- 0	0- 0		
0- 0	0- 0		0- 0	AWAY		0- 0	0- 0	0- 0		
0- 0	0- 0		0- 0	NEUTRAL		0- 0	0- 0	0- 0		

RPI 1-25				RPI 26-50				RPI 51-100				RPI 101+				Team's RPI : 324	
RPI	S	Opponent	Score	RPI	S	Opponent	Score	RPI	S	Opponent	Score	RPI	S	Opponent	Score		
												185 A Campbel l				65	66
												194 A Wofford				58	78
												234 H Furman				67	70
												253 H Winthrop				64	71
												278 H South Carol i na St.				75	51
LAST 12 Division I GAMES:																	
				253 H Winthrop				64	71								
				234 H Furman				67	70								
				194 A Wofford				58	78								
				185 A Campbel l				65	66								
				278 H South Carol i na St.				75	51								

Non-Div I Games:	North Greenville	95	62
------------------	------------------	----	----

Col. of Charleston

Average RPI	Win: 332	WON-LOST RECORD	WINNING PCT. RANK	LAST 10 GAMES	STRENGTH OF SCHEDULE	OPP. STRENGTH OF SCHEDULE	TEAM RPI	ADJ. RPI	CONF. RPI	ADJ. CONF. RPI
Average RPI	Loss: 174									
DIV. I ONLY		2- 4	217	0- 1	321	264	321	321	21	21
DIV. I NON-CONF.		2- 4	217	0- 1	321	264	321	321	21	21

TOTALS	RPI 1-25		RPI 26-50		W-L RECORDS		RPI 51-100		RPI 101-150	RPI 150+
2- 4	0- 0		0- 0		OVERALL		0- 0		0- 1	2- 3
2- 0	0- 0		0- 0		HOME		0- 0		0- 0	2- 0
0- 4	0- 0		0- 0		AWAY		0- 0		0- 1	0- 3
0- 0	0- 0		0- 0		NEUTRAL		0- 0		0- 0	0- 0
2- 4	0- 0		0- 0		NON-CONFERENCE		0- 0		0- 1	2- 3
2- 0	0- 0		0- 0		HOME		0- 0		0- 0	2- 0
0- 4	0- 0		0- 0		AWAY		0- 0		0- 1	0- 3
0- 0	0- 0		0- 0		NEUTRAL		0- 0		0- 0	0- 0
0- 0	0- 0		0- 0		CONFERENCE		0- 0		0- 0	0- 0
0- 0	0- 0		0- 0		HOME		0- 0		0- 0	0- 0
0- 0	0- 0		0- 0		AWAY		0- 0		0- 0	0- 0
0- 0	0- 0		0- 0		NEUTRAL		0- 0		0- 0	0- 0

RPI 1-25				RPI 26-50				RPI 51-100				RPI 101+ Team's RPI: 321			
RPI	S	Opponent	Score	RPI	S	Opponent	Score	RPI	S	Opponent	Score	RPI	S	Opponent	Score
												146	A	Dayton	58 67
												164	A	George Mason	61 64
												174	A	Yale	61 80
												210	A	Siena	53 55
												315	H	Columbia	84 71
												348	H	Cornell	67 53

LAST 12 Division I GAMES:															
				210	A	Siena	53 55	315	H	Columbia	84 71				
								348	H	Cornell	67 53				
								164	A	George Mason	61 64				
								146	A	Dayton	58 67				
								174	A	Yale	61 80				

Non-Div I Games:

Colgate

Average RPI Win: 276		WON-LOST RECORD		WINNING PCT. RANK		LAST 10 GAMES		STRENGTH OF SCHEDULE		OPP. STRENGTH OF SCHEDULE		TEAM RPI		ADJ. RPI		CONF. RPI		ADJ CONF. RPI	
Average RPI Loss: 45																			
DIV. I ONLY		1- 3		264		0- 1		34		200		179		179		9		9	
DIV. I NON-CONF.		1- 3		264		0- 1		34		200		179		179		9		9	
TOTALS		RPI 1-25		RPI 26-50		W-L RECORDS		RPI 51-100		RPI 101-150		RPI 150+							
1- 3		0- 1		0- 1		OVERALL		0- 1		0- 0		1- 0							
1- 1		0- 0		0- 1		HOME		0- 0		0- 0		1- 0							
0- 2		0- 1		0- 0		AWAY		0- 1		0- 0		0- 0							
0- 0		0- 0		0- 0		NEUTRAL		0- 0		0- 0		0- 0							
1- 3		0- 1		0- 1		NON-CONFERENCE		0- 1		0- 0		1- 0							
1- 1		0- 0		0- 1		HOME		0- 0		0- 0		1- 0							
0- 2		0- 1		0- 0		AWAY		0- 1		0- 0		0- 0							
0- 0		0- 0		0- 0		NEUTRAL		0- 0		0- 0		0- 0							
0- 0		0- 0		0- 0		CONFERENCE		0- 0		0- 0		0- 0							
0- 0		0- 0		0- 0		HOME		0- 0		0- 0		0- 0							
0- 0		0- 0		0- 0		AWAY		0- 0		0- 0		0- 0							
0- 0		0- 0		0- 0		NEUTRAL		0- 0		0- 0		0- 0							

RPI 1-25				RPI 26-50				RPI 51-100				RPI 101+ Team's RPI: 179			
RPI	S	Opponent	Score	RPI	S	Opponent	Score	RPI	S	Opponent	Score	RPI	S	Opponent	Score
9	A	Col orado	40 59	40	H	Northern Colo.	47 53	85	A	Gonzaga	39 50	276	H	Cornel I	56 53
LAST 12 Division I GAMES:															
				85	A	Gonzaga	39 50	276	H	Cornel I	56 53				
				40	H	Northern Colo.	47 53	40	H	Northern Colo.	47 53				
				9	A	Col orado	40 59	9	A	Col orado	40 59				

Non-Div I Games: Eastern N.M. 72 46

Colorado St.

Average RPI	Win:	293	WON-LOST	WINNING	LAST 10	STRENGTH OF	OPP. STRENGTH	TEAM	ADJ.	CONF.	ADJ CONF.
Average RPI	Loss:	235	RECORD	PCT. RANK	GAMES	SCHEDULE	OF SCHEDULE	RPI	RPI	RPI	RPI
DIV. I ONLY		2- 5		249	0- 1	315	284	315	315	23	23
DIV. I NON-CONF.		2- 5		249	0- 1	315	284	315	315	23	23
<hr/>											
TOTALS	RPI 1-25		RPI 26-50		W-L RECORDS	RPI 51-100		RPI 101-150		RPI 150+	
2- 5	0- 0		0- 0		OVERALL	0- 0		0- 1		2- 4	
1- 1	0- 0		0- 0		HOME	0- 0		0- 1		1- 0	
1- 4	0- 0		0- 0		AWAY	0- 0		0- 0		1- 4	
0- 0	0- 0		0- 0		NEUTRAL	0- 0		0- 0		0- 0	
2- 5	0- 0		0- 0		NON-CONFERENCE	0- 0		0- 1		2- 4	
1- 1	0- 0		0- 0		HOME	0- 0		0- 1		1- 0	
1- 4	0- 0		0- 0		AWAY	0- 0		0- 0		1- 4	
0- 0	0- 0		0- 0		NEUTRAL	0- 0		0- 0		0- 0	
0- 0	0- 0		0- 0		CONFERENCE	0- 0		0- 0		0- 0	
0- 0	0- 0		0- 0		HOME	0- 0		0- 0		0- 0	
0- 0	0- 0		0- 0		AWAY	0- 0		0- 0		0- 0	
0- 0	0- 0		0- 0		NEUTRAL	0- 0		0- 0		0- 0	

RPI 1-25				RPI 26-50				RPI 51-100				RPI 101+				Team's RPI: 315
RPI	S	Opponent	Score	RPI	S	Opponent	Score	RPI	S	Opponent	Score	RPI	S	Opponent	Score	
												135	H	Houston	72	83
												178	A	Milwaukee	65	78
												223	A	Illinois	69	76
												283	A	Hofstra	65	63
												303	H	Army West Point	70	49
												318	A	Saint Joseph's	61	68
												321	A	Colgate	71	84
<hr/>																
LAST 12 Division I GAMES:																
223	A	Illinois	69	76	318	A	Saint Joseph's	61	68							
178	A	Milwaukee	65	78	321	A	Colgate	71	84							
303	H	Army West Point	70	49	135	H	Houston	72	83							
283	A	Hofstra	65	63												

Non-Div I Games:

Columbi a

Average RPI Win: 0		WON-LOST	WINNING	LAST 10	STRENGTH OF		OPP. STRENGTH	TEAM	ADJ.	CONF.	ADJ CONF.
Loss: 149		RECORD	PCT. RANK	GAMES	SCHEDULE		OF SCHEDULE	RPI	RPI	RPI	RPI
DIV. I ONLY		0- 4	317	0- 1	8		351	192	192	32	32
DIV. I NON-CONF.		0- 4	317	0- 1	8		351	192	192	32	32

TOTALS		RPI 1-25		RPI 26-50	W-L RECORDS		RPI 51-100	RPI 101-150		RPI 150+	
0- 4		0- 0		0- 0	OVERALL		0- 2	0- 0		0- 2	
0- 1		0- 0		0- 0	HOME		0- 0	0- 0		0- 1	
0- 3		0- 0		0- 0	AWAY		0- 2	0- 0		0- 1	
0- 0		0- 0		0- 0	NEUTRAL		0- 0	0- 0		0- 0	
0- 4		0- 0		0- 0	NON-CONFERENCE		0- 2	0- 0		0- 2	
0- 1		0- 0		0- 0	HOME		0- 0	0- 0		0- 1	
0- 3		0- 0		0- 0	AWAY		0- 2	0- 0		0- 1	
0- 0		0- 0		0- 0	NEUTRAL		0- 0	0- 0		0- 0	
0- 0		0- 0		0- 0	CONFERENCE		0- 0	0- 0		0- 0	
0- 0		0- 0		0- 0	HOME		0- 0	0- 0		0- 0	
0- 0		0- 0		0- 0	AWAY		0- 0	0- 0		0- 0	
0- 0		0- 0		0- 0	NEUTRAL		0- 0	0- 0		0- 0	

RPI 1-25				RPI 26-50				RPI 51-100				RPI 101+ Team's RPI : 192					
RPI	S	Opponent	Score	RPI	S	Opponent	Score	RPI	S	Opponent	Score	RPI	S	Opponent	Score		
								51	A	Maryl and	36	93	216	H	UMBC	52	57
								84	A	Mi ssi ssi ppi St.	38	110	243	A	West Vi rgi ni a	37	78
LAST 12 Di vi si on I GAMES:																	
				84	A	Mi ssi ssi ppi St.	38	110	51	A	Maryl and	36	93				
				216	H	UMBC	52	57	243	A	West Vi rgi ni a	37	78				

Non-Div I Games:

Coppin St.

Average RPI	Win:	294	WON-LOST	WINNING	LAST 10	STRENGTH OF	OPP. STRENGTH	TEAM	ADJ.	CONF.	ADJ CONF.
Average RPI	Loss:	141	RECORD	PCT. RANK	GAMES	SCHEDULE	OF SCHEDULE	RPI	RPI	RPI	RPI
DIV. I ONLY		2- 4	217	0- 1	263	138	276	276	23	23	
DIV. I NON-CONF.		2- 4	217	0- 1	263	138	276	276	23	23	

TOTALS	RPI 1-25		RPI 26-50		W-L RECORDS	RPI 51-100		RPI 101-150		RPI 150+	
2- 4	0- 1		0- 0		OVERALL	0- 0		0- 0		2- 3	
2- 0	0- 0		0- 0		HOME	0- 0		0- 0		2- 0	
0- 4	0- 1		0- 0		AWAY	0- 0		0- 0		0- 3	
0- 0	0- 0		0- 0		NEUTRAL	0- 0		0- 0		0- 0	
2- 4	0- 1		0- 0		NON-CONFERENCE	0- 0		0- 0		2- 3	
2- 0	0- 0		0- 0		HOME	0- 0		0- 0		2- 0	
0- 4	0- 1		0- 0		AWAY	0- 0		0- 0		0- 3	
0- 0	0- 0		0- 0		NEUTRAL	0- 0		0- 0		0- 0	
0- 0	0- 0		0- 0		CONFERENCE	0- 0		0- 0		0- 0	
0- 0	0- 0		0- 0		HOME	0- 0		0- 0		0- 0	
0- 0	0- 0		0- 0		AWAY	0- 0		0- 0		0- 0	
0- 0	0- 0		0- 0		NEUTRAL	0- 0		0- 0		0- 0	

RPI 1-25				RPI 26-50				RPI 51-100				RPI 101+ Team's RPI: 276			
RPI	S	Opponent	Score	RPI	S	Opponent	Score	RPI	S	Opponent	Score	RPI	S	Opponent	Score
14	A	Minnesota	45 65									159	A	Lehigh	54 67
												179	A	Colorado St.	53 56
												212	A	Binghamton	61 72
												250	H	UMass Lowell	63 54
												337	H	Albany (NY)	48 34

LAST 12 Division I GAMES:															
337	H	Albany (NY)	48 34	159	A	Lehigh	54 67								
212	A	Binghamton	61 72	179	A	Colorado St.	53 56								
				14	A	Minnesota	45 65								
				250	H	UMass Lowell	63 54								

Non-Div I Games:

Average RPI	Win: 329	WON-LOST	WINNING	LAST 10	STRENGTH OF	OPP. STRENGTH	TEAM	ADJ.	CONF.	ADJ CONF.
Average RPI	Loss: 53	RECORD	PCT. RANK	GAMES	SCHEDULE	OF SCHEDULE	RPI	RPI	RPI	RPI
DIV. I ONLY	1- 4	275	0- 1	114	97	201	201	7	7	
DIV. I NON-CONF.	1- 4	275	0- 1	114	97	201	201	7	7	
<hr/>										
TOTALS	RPI 1-25	RPI 26-50	W-L RECORDS	RPI 51-100	RPI 101-150	RPI 150+				
1- 4	0- 2	0- 1	OVERALL	0- 0	0- 1	1- 0				
0- 2	0- 1	0- 1	HOME	0- 0	0- 0	0- 0				
1- 2	0- 1	0- 0	AWAY	0- 0	0- 1	1- 0				
0- 0	0- 0	0- 0	NEUTRAL	0- 0	0- 0	0- 0				
1- 4	0- 2	0- 1	NON-CONFERENCE	0- 0	0- 1	1- 0				
0- 2	0- 1	0- 1	HOME	0- 0	0- 0	0- 0				
1- 2	0- 1	0- 0	AWAY	0- 0	0- 1	1- 0				
0- 0	0- 0	0- 0	NEUTRAL	0- 0	0- 0	0- 0				
0- 0	0- 0	0- 0	CONFERENCE	0- 0	0- 0	0- 0				
0- 0	0- 0	0- 0	HOME	0- 0	0- 0	0- 0				
0- 0	0- 0	0- 0	AWAY	0- 0	0- 0	0- 0				
0- 0	0- 0	0- 0	NEUTRAL	0- 0	0- 0	0- 0				

RPI 1-25				RPI 26-50				RPI 51-100				RPI 101+ Team's RPI: 201			
RPI	S	Opponent	Score	RPI	S	Opponent	Score	RPI	S	Opponent	Score	RPI	S	Opponent	Score
12	H	Drake	69 85	32	H	South Dakota	65 77					149	A	UNI	55 65
20	A	South Dakota St.	48 74									329	A	North Dakota St.	86 51
<hr/>															
LAST 12 Division I GAMES:															
12	H	Drake	69 85	32	H	South Dakota	65 77								
149	A	UNI	55 65												
20	A	South Dakota St.	48 74												
329	A	North Dakota St.	86 51												

Non-Div I Games:

Creighton

Average RPI Win:	311	WON-LOST	WINNING	LAST 10	STRENGTH OF	OPP. STRENGTH	TEAM	ADJ.	CONF.	ADJ CONF.
Average RPI Loss:	215	RECORD	PCT. RANK	GAMES	SCHEDULE	OF SCHEDULE	RPI	RPI	RPI	RPI

DIV. I ONLY	2- 3	202	0- 1	335	229	313	313	23	23
DIV. I NON-CONF.	2- 3	202	0- 1	335	229	313	313	23	23
TOTALS	RPI 1-25	RPI 26-50	W-L RECORDS	RPI 51-100	RPI 101-150	RPI 150+			
2- 3	0- 0	0- 0	OVERALL	0- 0	0- 1	2- 2			
1- 0	0- 0	0- 0	HOME	0- 0	0- 0	1- 0			
1- 1	0- 0	0- 0	AWAY	0- 0	0- 0	1- 1			
0- 2	0- 0	0- 0	NEUTRAL	0- 0	0- 1	0- 1			
2- 3	0- 0	0- 0	NON-CONFERENCE	0- 0	0- 1	2- 2			
1- 0	0- 0	0- 0	HOME	0- 0	0- 0	1- 0			
1- 1	0- 0	0- 0	AWAY	0- 0	0- 0	1- 1			
0- 2	0- 0	0- 0	NEUTRAL	0- 0	0- 1	0- 1			
0- 0	0- 0	0- 0	CONFERENCE	0- 0	0- 0	0- 0			
0- 0	0- 0	0- 0	HOME	0- 0	0- 0	0- 0			
0- 0	0- 0	0- 0	AWAY	0- 0	0- 0	0- 0			
0- 0	0- 0	0- 0	NEUTRAL	0- 0	0- 0	0- 0			

RPI 1-25	RPI 26-50	RPI 51-100	RPI 101+ Team's RPI: 313
RPI S Opponent Score	RPI S Opponent Score	RPI S Opponent Score	RPI S Opponent Score
			114 N Middle Tenn. 58 70
			227 A Cal St. Fullerton 62 67
			302 A Vermont 66 42
			304 N UC Santa Barbara 56 62
			320 H Loyol a Maryl and 54 41
LAST 12 Division I GAMES:			
			304 N UC Santa Barbara 56 62
			227 A Cal St. Fullerton 62 67
			114 N Middle Tenn. 58 70
			302 A Vermont 66 42
			320 H Loyol a Maryl and 54 41

Non-Div I Games:

Dartmouth

Average RPI Win: 250

Average RPI Loss: 179

WON-LOST
RECORDWINNING
PCT. RANKLAST 10
GAMESSTRENGTH OF
SCHEDULEOPP. STRENGTH
OF SCHEDULETEAM
RPIADJ.
RPICONF.
RPIADJ CONF.
RPIDIV. I ONLY
DIV. I NON-CONF.3- 3
3- 3158
1581- 0
1- 0274
274221
221242
242242
24218
1818
18

TOTALS

RPI 1-25

RPI 26-50

W-L RECORDS

RPI 51-100

RPI 101-150

RPI 150+

3- 3
2- 1
1- 2
0- 00- 0
0- 0
0- 0
0- 00- 0
0- 0
0- 0
0- 0OVERALL
HOME
AWAY
NEUTRAL0- 0
0- 0
0- 0
0- 01- 1
1- 0
0- 1
0- 02- 2
1- 1
1- 1
0- 03- 3
2- 1
1- 2
0- 00- 0
0- 0
0- 0
0- 00- 0
0- 0
0- 0
0- 0NON-CONFERENCE
HOME
AWAY
NEUTRAL0- 0
0- 0
0- 0
0- 01- 1
1- 0
0- 1
0- 02- 2
1- 1
1- 1
0- 00- 0
0- 0
0- 0
0- 00- 0
0- 0
0- 0
0- 00- 0
0- 0
0- 0
0- 0CONFERENCE
HOME
AWAY
NEUTRAL0- 0
0- 0
0- 0
0- 00- 0
0- 0
0- 0
0- 00- 0
0- 0
0- 0
0- 0

RPI 1-25

RPI 26-50

RPI 51-100

RPI 101+

Team's RPI: 242

RPI S Opponent Score

RPI S Opponent Score

RPI S Opponent Score

RPI S Opponent Score

101	A	UNC Asheville	56	69
130	H	William & Mary	76	65
206	H	Appalachian St.	78	81
231	A	Gardner-Webb	49	54
275	H	High Point	71	62
344	A	Charleston So.	72	34

LAST 12 Division I GAMES:

275	H	High Point	71	62
130	H	William & Mary	76	65
101	A	UNC Asheville	56	69
206	H	Appalachian St.	78	81
231	A	Gardner-Webb	49	54
344	A	Charleston So.	72	34

Non-Div I Games:

Queens (NC)

80 47

Davidson

Average RPI Win: 211
Average RPI Loss: 68

WON-LOST
RECORD

WINNING
PCT. RANK

LAST 10
GAMES

STRENGTH OF
SCHEDULE

OPP. STRENGTH
OF SCHEDULE

TEAM
RPI

ADJ.
RPI

CONF.
RPI

ADJ CONF.
RPI

DIV. I ONLY
DIV. I NON-CONF.

2- 4
2- 4

217
217

0- 1
0- 1

27
27

225
225

146
146

146
146

18
18

18
18

TOTALS

RPI 1-25

RPI 26-50

W-L RECORDS

RPI 51-100

RPI 101-150

RPI 150+

2- 4

0- 0

0- 1

OVERALL

1- 2

0- 1

1- 0

2- 1

0- 0

0- 1

HOME

1- 0

0- 0

1- 0

0- 3

0- 0

0- 0

AWAY

0- 2

0- 1

0- 0

0- 0

0- 0

0- 0

NEUTRAL

0- 0

0- 0

0- 0

2- 4

0- 0

0- 1

NON-CONFERENCE

1- 2

0- 1

1- 0

2- 1

0- 0

0- 1

HOME

1- 0

0- 0

1- 0

0- 3

0- 0

0- 0

AWAY

0- 2

0- 1

0- 0

0- 0

0- 0

0- 0

NEUTRAL

0- 0

0- 0

0- 0

0- 0

0- 0

0- 0

CONFERENCE

0- 0

0- 0

0- 0

0- 0

0- 0

0- 0

HOME

0- 0

0- 0

0- 0

0- 0

0- 0

0- 0

AWAY

0- 0

0- 0

0- 0

0- 0

0- 0

0- 0

NEUTRAL

0- 0

0- 0

0- 0

RPI 1-25

RPI 26-50

RPI 51-100

RPI 101+




Team's RPI: 146

RPI S Opponent Score



RPI S Opponent Score

RPI S Opponent Score

RPI S Opponent Score

39   Northeastern 79  84

51  Maryland 71  82

122  South Carolina 55  65

58  Green Bay 35  51

321  Colgate 67 58



100  Toledo 70 49

LAST 12 Division I GAMES:

122  South Carolina 55  65

58  Green Bay 35  51

100  Toledo 70 49

39  Northeastern 79  84

51  Maryland 71  82





321  Colgate 67 58

Dayton

Dayton

Non-Div I Games:

Dayton

 Loss,  Non-Conf, S Site,  Home  Away N Neutral

D
e
P
a
u
l

D
e
P
a
u
l

DePaul

RPI 1-25				RPI 26-50				RPI 51-100				RPI 101+				Team's RPI: 188	
RPI	S	Opponent	Score	RPI	S	Opponent	Score	RPI	S	Opponent	Score	RPI	S	Opponent	Score		
				36	N	Bradley	47 59					149	A	UNI	67 79		
												199	N	Nicholls St.	71 56		
												273	N	Lafayette	65 47		
												300	A	Delaware St.	85 77		
LAST 12 Division I GAMES:																	
				149	A	UNI	67 79	273	N	Lafayette	65 47						
								199	N	Nicholls St.	71 56						
								36	N	Bradley	47 59						
								300	A	Delaware St.	85 77						
								78	N	Montana St.	60 69						

Non-Divisible Games:

Average RPI	Win:	0	WON-LOST	WINNING	LAST 10	STRENGTH OF	OPP. STRENGTH	TEAM	ADJ.	CONF.	ADJ CONF.
Average RPI	Loss:	146	RECORD	PCT. RANK	GAMES	SCHEDULE	OF SCHEDULE	RPI	RPI	RPI	RPI
DIV. I ONLY		0- 4		317	0- 1	116	258	300	300	32	32
DIV. I NON-CONF.		0- 4		317	0- 1	116	258	300	300	32	32
<hr/>											
TOTALS	RPI 1-25		RPI 26-50		W-L RECORDS	RPI 51-100		RPI 101-150		RPI 150+	
0- 4	0- 0		0- 1		OVERALL	0- 0		0- 1		0- 2	
0- 2	0- 0		0- 0		HOME	0- 0		0- 1		0- 1	
0- 2	0- 0		0- 1		AWAY	0- 0		0- 0		0- 1	
0- 0	0- 0		0- 0		NEUTRAL	0- 0		0- 0		0- 0	
0- 4	0- 0		0- 1		NON-CONFERENCE	0- 0		0- 1		0- 2	
0- 2	0- 0		0- 0		HOME	0- 0		0- 1		0- 1	
0- 2	0- 0		0- 1		AWAY	0- 0		0- 0		0- 1	
0- 0	0- 0		0- 0		NEUTRAL	0- 0		0- 0		0- 0	
0- 0	0- 0		0- 0		CONFERENCE	0- 0		0- 0		0- 0	
0- 0	0- 0		0- 0		HOME	0- 0		0- 0		0- 0	
0- 0	0- 0		0- 0		AWAY	0- 0		0- 0		0- 0	
0- 0	0- 0		0- 0		NEUTRAL	0- 0		0- 0		0- 0	

RPI 1-25				RPI 26-50				RPI 51-100				RPI 101+ Team's RPI: 300			
RPI	S	Opponent	Score	RPI	S	Opponent	Score	RPI	S	Opponent	Score	RPI	S	Opponent	Score
				50	A	St. John's (NY)	44 82					128	H	James Madison	57 103
												188	H	Del aware	77 85
												219	A	Temple	61 75
<hr/>															
LAST 12 Division I GAMES:															
				50	A	St. John's (NY)	44 82								
				188	H	Del aware	77 85								
				128	H	James Madison	57 103								
				219	A	Temple	61 75								

Non-Div I Games: Post 65 53

Del aware St.

D
e
n
v
e
r

Denver				Through Games Of Nov. 29, 2018							
Average RPI	Win:	149	WON-LOST	WINNING	LAST 10	STRENGTH OF	OPP. STRENGTH	TEAM	ADJ.	CONF.	ADJ CONF.
Average RPI	Loss:	40	RECORD	PCT. RANK	GAMES	SCHEDULE	OF SCHEDULE	RPI	RPI	RPI	RPI
DIV. I ONLY			5- 1	37	1- 0	257	8	83	83	12	12
DIV. I NON-CONF.			5- 1	37	1- 0	257	8	83	83	12	12

TOTALS		RPI 1-25		RPI 26-50		W-L RECORDS		RPI 51-100	RPI 101-150		RPI 150+
5- 1		1- 0		0- 1		OVERALL		1- 0	1- 0		2- 0
5- 0		1- 0		0- 0		HOME		1- 0	1- 0		2- 0
0- 1		0- 0		0- 1		AWAY		0- 0	0- 0		0- 0
0- 0		0- 0		0- 0		NEUTRAL		0- 0	0- 0		0- 0
5- 1		1- 0		0- 1		NON-CONFERENCE		1- 0	1- 0		2- 0
5- 0		1- 0		0- 0		HOME		1- 0	1- 0		2- 0
0- 1		0- 0		0- 1		AWAY		0- 0	0- 0		0- 0
0- 0		0- 0		0- 0		NEUTRAL		0- 0	0- 0		0- 0
0- 0		0- 0		0- 0		CONFERENCE		0- 0	0- 0		0- 0
0- 0		0- 0		0- 0		HOME		0- 0	0- 0		0- 0
0- 0		0- 0		0- 0		AWAY		0- 0	0- 0		0- 0
0- 0		0- 0		0- 0		NEUTRAL		0- 0	0- 0		0- 0

RPI 1-25				RPI 26-50				RPI 51-100 Team's RPI: 83				RPI 101+			
RPI	S	Opponent	Score	RPI	S	Opponent	Score	RPI	S	Opponent	Score	RPI	S	Opponent	Score
11	H	Lamar University	117 110	40	A	Northern Colo.	66 74	76	H	American	83 54	133	H	Air Force	92 66
												252	H	St. Bonaventure	76 62
												274	H	UMKC	92 75
LAST 12 Division I GAMES:															
				252	H	St. Bonaventure	76 62	11	H	Lamar University	117 110				
								76	H	American	83 54				
								40	A	Northern Colo.	66 74				
								133	H	Air Force	92 66				
								274	H	UMKC	92 75				

Non-Div I Games:

Denver

D
e
n
v
e
r

Average RPI Win: 349 WON-LOST RECORD WINNING PCT. RANK LAST 10 GAMES STRENGTH OF SCHEDULE OPP. STRENGTH OF SCHEDULE TEAM RPI ADJ. RPI CONF. RPI ADJ CONF. RPI

DIV. I ONLY	1- 5	290	0- 1	162	304	279	279	13	13
DIV. I NON-CONF.	1- 5	290	0- 1	162	304	279	279	13	13
TOTALS	RPI 1-25	RPI 26-50	W-L RECORDS	RPI 51-100	RPI 101-150	RPI 150+			
1- 5	0- 1	0- 0	OVERALL	0- 1	0- 0	1- 3			
0- 2	0- 0	0- 0	HOME	0- 0	0- 0	0- 2			
1- 3	0- 1	0- 0	AWAY	0- 1	0- 0	1- 1			
0- 0	0- 0	0- 0	NEUTRAL	0- 0	0- 0	0- 0			
1- 5	0- 1	0- 0	NON-CONFERENCE	0- 1	0- 0	1- 3			
0- 2	0- 0	0- 0	HOME	0- 0	0- 0	0- 2			
1- 3	0- 1	0- 0	AWAY	0- 1	0- 0	1- 1			
0- 0	0- 0	0- 0	NEUTRAL	0- 0	0- 0	0- 0			
0- 0	0- 0	0- 0	CONFERENCE	0- 0	0- 0	0- 0			
0- 0	0- 0	0- 0	HOME	0- 0	0- 0	0- 0			
0- 0	0- 0	0- 0	AWAY	0- 0	0- 0	0- 0			
0- 0	0- 0	0- 0	NEUTRAL	0- 0	0- 0	0- 0			

RPI S Opponent Score	RPI S Opponent Score	RPI S Opponent Score	RPI S Opponent Score
24 A Mi chi gan 62 95		91 A Oh io St. 41 55	162 H Mi ami (OH) 59 78
			239 A Loyol a Chi cago 43 52
			285 H Omaha 42 51
			349 A Manhattan 58 56
Team's RPI: 279			
LAST 12 Division I GAMES:			
349 A Manhattan 58 56	285 H Omaha 42 51		
24 A Mi chi gan 62 95			
162 H Mi ami (OH) 59 78			
239 A Loyol a Chi cago 43 52			
91 A Oh io St. 41 55			

Non-Div I Games: Mi ch. -Dearborn 68 60

Detroit Mercy

Average RPI Win: 149

Average RPI Loss: 1

WON-LOST
RECORDWINNING
PCT. RANKLAST 10
GAMESSTRENGTH OF
SCHEDULEOPP. STRENGTH
OF SCHEDULETEAM
RPIADJ.
RPICONF.
RPIADJ CONF.
RPIDIV. I ONLY
DIV. I NON-CONF.7- 1
7- 130
301- 0
1- 0103
10330
3012
1212
1215
1515
15

TOTALS

RPI 1-25

RPI 26-50

W-L RECORDS

RPI 51-100

RPI 101-150

RPI 150+

7- 1

0- 1

1- 0

OVERALL

0- 0

2- 0

4- 0

2- 0

0- 0

1- 0

HOME

0- 0

0- 0

1- 0

3- 0

0- 0

0- 0

AWAY

0- 0

1- 0

2- 0

2- 1

0- 1

0- 0

NEUTRAL

0- 0

1- 0

1- 0

7- 1

0- 1

1- 0

NON-CONFERENCE

0- 0

2- 0

4- 0

2- 0

0- 0

1- 0

HOME

0- 0

0- 0

1- 0

3- 0

0- 0

0- 0

AWAY

0- 0

1- 0

2- 0

2- 1

0- 1

0- 0

NEUTRAL

0- 0

1- 0

1- 0

0- 0

0- 0

0- 0

CONFERENCE

0- 0

0- 0

0- 0

0- 0

0- 0

0- 0

HOME

0- 0

0- 0

0- 0

0- 0

0- 0

0- 0

AWAY

0- 0

0- 0

0- 0

0- 0

0- 0

0- 0

NEUTRAL

0- 0

0- 0

0- 0

RPI 1-25

Team's RPI: 12

RPI 26-50

RPI 51-100

RPI 101+

RPI	S	Opponent	Score
1	N	Notre Dame	64 82

RPI	S	Opponent	Score
32	H	South Dakota	76 64

RPI	S	Opponent	Score
-----	---	----------	-------

RPI	S	Opponent	Score
122	N	South Carolina	90 85
147	A	Nebraska	83 77
152	N	Rutgers	69 59
189	H	CSUN	73 63
201	A	Creighton	85 69
203	A	Western Ill.	98 71

LAST 12 Division I GAMES:

122	N	South Carolina	90	85
147	A	Nebraska	83	77

1	N	Notre Dame	64	82
201	A	Creighton	85	69
152	N	Rutgers	69	59
189	H	CSUN	73	63
32	H	South Dakota	76	64
203	A	Western Ill.	98	71

Non-Div I Games:

Drake

Loss,
 Non-Conf, S Site,
 H Home
A Away
 N Neutral

Average RPI	Win:	236	WON-LOST	WINNING	LAST 10	STRENGTH OF	OPP. STRENGTH	TEAM	ADJ.	CONF.	ADJ CONF.
Average RPI	Loss:	17	RECORD	PCT. RANK	GAMES	SCHEDULE	OF SCHEDULE	RPI	RPI	RPI	RPI
DIV. I ONLY		5- 1		37	1- 0	237	113	123	123	14	14
DIV. I NON-CONF.		5- 1		37	1- 0	237	113	123	123	14	14

TOTALS	RPI 1-25		RPI 26-50		W-L RECORDS	RPI 51-100		RPI 101-150		RPI 150+	
5- 1	1- 1		0- 0		OVERALL	0- 0		0- 0		4- 0	
2- 1	1- 1		0- 0		HOME	0- 0		0- 0		1- 0	
2- 0	0- 0		0- 0		AWAY	0- 0		0- 0		2- 0	
1- 0	0- 0		0- 0		NEUTRAL	0- 0		0- 0		1- 0	
5- 1	1- 1		0- 0		NON-CONFERENCE	0- 0		0- 0		4- 0	
2- 1	1- 1		0- 0		HOME	0- 0		0- 0		1- 0	
2- 0	0- 0		0- 0		AWAY	0- 0		0- 0		2- 0	
1- 0	0- 0		0- 0		NEUTRAL	0- 0		0- 0		1- 0	
0- 0	0- 0		0- 0		CONFERENCE	0- 0		0- 0		0- 0	
0- 0	0- 0		0- 0		HOME	0- 0		0- 0		0- 0	
0- 0	0- 0		0- 0		AWAY	0- 0		0- 0		0- 0	
0- 0	0- 0		0- 0		NEUTRAL	0- 0		0- 0		0- 0	

RPI 1-25				RPI 26-50				RPI 51-100				RPI 101+ Team's RPI: 123			
RPI	S	Opponent	Score	RPI	S	Opponent	Score	RPI	S	Opponent	Score	RPI	S	Opponent	Score
17	H	Quinnipiac	52 56									210	N	Siena	51 39
25	H	Bucknell	64 42									302	A	Vermont	60 44
												318	H	Saint Joseph's	51 34
												326	A	La Salle	58 43

LAST 12 Division I GAMES:															
302	A	Vermont	60 44	17	H	Quinnipiac	52 56								
326	A	La Salle	58 43												
210	N	Siena	51 39												
25	H	Bucknell	64 42												
318	H	Saint Joseph's	51 34												

Non-Div I Games:

Drexel

D
u
k
eD
u
k
e

Duke

Average RPI	Win:	251	WON-LOST	WINNING	LAST 10	STRENGTH OF	OPP. STRENGTH	TEAM	ADJ.	CONF.	ADJ CONF.
Average RPI	Loss:	54	RECORD	PCT. RANK	GAMES	SCHEDULE	OF SCHEDULE	RPI	RPI	RPI	RPI
DIV. I ONLY		3- 3		158	1- 0	110	174	99	99	18	18
DIV. I NON-CONF.		3- 3		158	1- 0	110	174	99	99	18	18

TOTALS	RPI 1-25		RPI 26-50		W-L RECORDS	RPI 51-100		RPI 101-150		RPI 150+	
3- 3	0- 0		0- 2		OVERALL	0- 1		0- 0		3- 0	
1- 0	0- 0		0- 0		HOME	0- 0		0- 0		1- 0	
2- 3	0- 0		0- 2		AWAY	0- 1		0- 0		2- 0	
0- 0	0- 0		0- 0		NEUTRAL	0- 0		0- 0		0- 0	
3- 3	0- 0		0- 2		NON-CONFERENCE	0- 1		0- 0		3- 0	
1- 0	0- 0		0- 0		HOME	0- 0		0- 0		1- 0	
2- 3	0- 0		0- 2		AWAY	0- 1		0- 0		2- 0	
0- 0	0- 0		0- 0		NEUTRAL	0- 0		0- 0		0- 0	
0- 0	0- 0		0- 0		CONFERENCE	0- 0		0- 0		0- 0	
0- 0	0- 0		0- 0		HOME	0- 0		0- 0		0- 0	
0- 0	0- 0		0- 0		AWAY	0- 0		0- 0		0- 0	
0- 0	0- 0		0- 0		NEUTRAL	0- 0		0- 0		0- 0	

RPI 1-25				RPI 26-50				RPI 51-100				RPI 101+			
RPI	S	Opponent	Score	RPI	S	Opponent	Score	RPI	S	Opponent	Score	RPI	S	Opponent	Score
				28	A	Texas	41 78	100	A	Toledo	52 65	180	A	Kent St.	77 72
				35	A	TCU	48 61					261	H	Mt. St. Mary's	73 64
												312	A	Saint Francis (PA)	93 73

LAST 12 Division I GAMES:															
				180	A	Kent St.	77 72	28	A	Texas	41 78				
				312	A	Saint Francis (PA)	93 73	35	A	TCU	48 61				
				100	A	Toledo	52 65								
				261	H	Mt. St. Mary's	73 64								

Non-Div I Games:

Duquesne

Average RPI Win: **206**
 Average RPI Loss: **154**

WON-LOST
RECORD

WINNING
PCT. RANK

LAST 10
GAMES

STRENGTH OF
SCHEDULE

OPP. STRENGTH
OF SCHEDULE

TEAM
RPI

ADJ.
RPI

CONF.
RPI

ADJ CONF.
RPI

DIV. I ONLY	1- 8	316	0- 2	56	281	241	241	24	24
DIV. I NON-CONF.	1- 8	316	0- 2	56	281	241	241	24	24
<hr/>									
TOTALS	RPI 1-25	RPI 26-50	W-L RECORDS	RPI 51-100	RPI 101-150	RPI 150+			
1- 8	0- 0	0- 0	OVERALL	0- 1	0- 2	1- 5			
1- 1	0- 0	0- 0	HOME	0- 0	0- 0	1- 1			
0- 4	0- 0	0- 0	AWAY	0- 1	0- 1	0- 2			
0- 3	0- 0	0- 0	NEUTRAL	0- 0	0- 1	0- 2			
1- 8	0- 0	0- 0	NON-CONFERENCE	0- 1	0- 2	1- 5			
1- 1	0- 0	0- 0	HOME	0- 0	0- 0	1- 1			
0- 4	0- 0	0- 0	AWAY	0- 1	0- 1	0- 2			
0- 3	0- 0	0- 0	NEUTRAL	0- 0	0- 1	0- 2			
0- 0	0- 0	0- 0	CONFERENCE	0- 0	0- 0	0- 0			
0- 0	0- 0	0- 0	HOME	0- 0	0- 0	0- 0			
0- 0	0- 0	0- 0	AWAY	0- 0	0- 0	0- 0			
0- 0	0- 0	0- 0	NEUTRAL	0- 0	0- 0	0- 0			

RPI 1-25				RPI 26-50				RPI 51-100				RPI 101+ Team's RPI: 241					
RPI	S	Opponent	Score	RPI	S	Opponent	Score	RPI	S	Opponent	Score	RPI	S	Opponent	Score		
								57	A	Michigan St.	53	75	122	N	South Carolina	55	101
												138	A	South Alabama	74	81	
												152	N	Rutgers	44	68	
												173	A	Radford	64	79	
												177	H	Troy	66	84	
												197	A	Cincinnati	64	77	
												206	H	Appalachian St.	95	64	
												214	N	Western Ky.	68	82	
LAST 12 Division I GAMES:																	
122	N	South Carolina	55	101	152	N	Rutgers	44	68	214	N	Western Ky.	68	82			
177	H	Troy	66	84	206	H	Appalachian St.	95	64	138	A	South Alabama	74	81			
173	A	Radford	64	79	57	A	Michigan St.	53	75								
57	A	Michigan St.	53	75	197	A	Cincinnati	64	77								

Non-Div I Games:

ETSU

Average RPI		Win: 236	WON-LOST RECORD	WINNING PCT. RANK	LAST 10 GAMES	STRENGTH OF SCHEDULE	OPP. STRENGTH OF SCHEDULE	TEAM RPI	ADJ. RPI	CONF. RPI	ADJ. CONF. RPI
Loss: 130											
DIV. I ONLY		5- 1	37	0- 1	292	84	142	142	8	8	
DIV. I NON-CONF.		5- 1	37	0- 1	292	84	142	142	8	8	
TOTALS		RPI 1-25	RPI 26-50	W-L RECORDS		RPI 51-100	RPI 101-150	RPI 150+			
5- 1	0- 0		0- 0	OVERALL		0- 0	1- 1	4- 0			
5- 0	0- 0		0- 0	HOME		0- 0	1- 0	4- 0			
0- 1	0- 0		0- 0	AWAY		0- 0	0- 1	0- 0			
0- 0	0- 0		0- 0	NEUTRAL		0- 0	0- 0	0- 0			
5- 1	0- 0		0- 0	NON-CONFERENCE		0- 0	1- 1	4- 0			
5- 0	0- 0		0- 0	HOME		0- 0	1- 0	4- 0			
0- 1	0- 0		0- 0	AWAY		0- 0	0- 1	0- 0			
0- 0	0- 0		0- 0	NEUTRAL		0- 0	0- 0	0- 0			
0- 0	0- 0		0- 0	CONFERENCE		0- 0	0- 0	0- 0			
0- 0	0- 0		0- 0	HOME		0- 0	0- 0	0- 0			
0- 0	0- 0		0- 0	AWAY		0- 0	0- 0	0- 0			
0- 0	0- 0		0- 0	NEUTRAL		0- 0	0- 0	0- 0			

RPI 1-25				RPI 26-50				RPI 51-100				RPI 101+ Team's RPI: 142			
RPI	S	Opponent	Score	RPI	S	Opponent	Score	RPI	S	Opponent	Score	RPI	S	Opponent	Score
												130	A	William & Mary	43 63
												141	H	Monmouth	73 67
												169	H	Wake Forest	70 61
												236	H	Kennesaw St.	68 56
												296	H	Grand Canyon	59 47
												340	H	UMES	84 69
LAST 12 Division I GAMES:															
				130	A	William & Mary	43 63	169	H	Wake Forest	70 61				
								236	H	Kennesaw St.	68 56				
								296	H	Grand Canyon	59 47				
								141	H	Monmouth	73 67				
								340	H	UMES	84 69				

Non-Div I Games:

East Carolina

Average RPI		Win: 308	WON-LOST RECORD	WINNING PCT. RANK	LAST 10 GAMES	STRENGTH OF SCHEDULE	OPP. STRENGTH OF SCHEDULE	TEAM RPI	ADJ. RPI	CONF. RPI	ADJ. CONF. RPI
DIV. I ONLY			1- 2	217	0- 1	18	299	112	112	16	16
DIV. I NON-CONF.			1- 2	217	0- 1	18	299	112	112	16	16
TOTALS		RPI 1-25		RPI 26-50		W-L RECORDS		RPI 51-100	RPI 101-150	RPI 150+	
1- 2	0- 0			0- 1		OVERALL		0- 1	0- 0	1- 0	
1- 0	0- 0			0- 0		HOME		0- 0	0- 0	1- 0	
0- 2	0- 0			0- 1		AWAY		0- 1	0- 0	0- 0	
0- 0	0- 0			0- 0		NEUTRAL		0- 0	0- 0	0- 0	
1- 2	0- 0			0- 1		NON-CONFERENCE		0- 1	0- 0	1- 0	
1- 0	0- 0			0- 0		HOME		0- 0	0- 0	1- 0	
0- 2	0- 0			0- 1		AWAY		0- 1	0- 0	0- 0	
0- 0	0- 0			0- 0		NEUTRAL		0- 0	0- 0	0- 0	
0- 0	0- 0			0- 0		CONFERENCE		0- 0	0- 0	0- 0	
0- 0	0- 0			0- 0		HOME		0- 0	0- 0	0- 0	
0- 0	0- 0			0- 0		AWAY		0- 0	0- 0	0- 0	
0- 0	0- 0			0- 0		NEUTRAL		0- 0	0- 0	0- 0	

RPI 1-25				RPI 26-50				RPI 51-100				RPI 101+ Team's RPI: 112			
RPI	S	Opponent	Score	RPI	S	Opponent	Score	RPI	S	Opponent	Score	RPI	S	Opponent	Score
				36	A	Bradley	64 67	64	A	Butler	37 72	308	H	Purdue Fort Wayne	72 63
LAST 12 Division I GAMES:															
				308	H	Purdue Fort Wayne	72 63	36	A	Bradley	64 67				
				64	A	Butler	37 72								

Non-Div I Games:	Lincoln Christian	97	34	Oakland City	102	43
------------------	-------------------	----	----	--------------	-----	----

Eastern III.

Average RPI Win:	0	WON-LOST	WINNING	LAST 10	STRENGTH OF	OPP. STRENGTH	TEAM	ADJ.	CONF.	ADJ CONF.
Average RPI Loss:	171	RECORD	PCT. RANK	GAMES	SCHEDULE	OF SCHEDULE	RPI	RPI	RPI	RPI
DIV. I ONLY	0- 6	317	0- 1	37	342	269	269	16	16	
DIV. I NON-CONF.	0- 6	317	0- 1	37	342	269	269	16	16	

TOTALS	RPI 1-25	RPI 26-50	W-L RECORDS	RPI 51-100	RPI 101-150	RPI 150+				
0- 6	0- 0	0- 1	OVERALL	0- 1	0- 0	0- 4				
0- 1	0- 0	0- 0	HOME	0- 0	0- 0	0- 1				
0- 3	0- 0	0- 1	AWAY	0- 0	0- 0	0- 2				
0- 2	0- 0	0- 0	NEUTRAL	0- 1	0- 0	0- 1				
0- 6	0- 0	0- 1	NON-CONFERENCE	0- 1	0- 0	0- 4				
0- 1	0- 0	0- 0	HOME	0- 0	0- 0	0- 1				
0- 3	0- 0	0- 1	AWAY	0- 0	0- 0	0- 2				
0- 2	0- 0	0- 0	NEUTRAL	0- 1	0- 0	0- 1				
0- 0	0- 0	0- 0	CONFERENCE	0- 0	0- 0	0- 0				
0- 0	0- 0	0- 0	HOME	0- 0	0- 0	0- 0				
0- 0	0- 0	0- 0	AWAY	0- 0	0- 0	0- 0				
0- 0	0- 0	0- 0	NEUTRAL	0- 0	0- 0	0- 0				

RPI 1-25				RPI 26-50				RPI 51-100				RPI 101+				Team's RPI: 269	
RPI	S	Opponent	Score	RPI	S	Opponent	Score	RPI	S	Opponent	Score	RPI	S	Opponent	Score		
				41	A	Ohio	60 100										
								56	N	Florida St.	45 62	162	A	Miami (OH)	44 60		
												217	H	Saint Louis	43 70		
												243	N	West Virginia	39 81		
												309	A	Western Mich.	53 64		
LAST 12 Division I GAMES:																	
				243	N	West Virginia	39 81					162	A	Miami (OH)	44 60		
				309	A	Western Mich.	53 64					217	H	Saint Louis	43 70		
				56	N	Florida St.	45 62										
				41	A	Ohio	60 100										

Non-Div I Games:

Eastern Ky.

Average RPI	Win:	251	WON-LOST	WINNING	LAST 10	STRENGTH OF	OPP. STRENGTH	TEAM	ADJ.	CONF.	ADJ CONF.
Average RPI	Loss:	6	RECORD	PCT. RANK	GAMES	SCHEDULE	OF SCHEDULE	RPI	RPI	RPI	RPI
DIV. I ONLY		3- 1		73	1- 0	251	35	160	160	11	11
DIV. I NON-CONF.		3- 1		73	1- 0	251	35	160	160	11	11
<hr/>											
TOTALS	RPI 1-25		RPI 26-50		W-L RECORDS	RPI 51-100		RPI 101-150		RPI 150+	
3- 1	0- 1		0- 0		OVERALL	0- 0		0- 0		3- 0	
3- 0	0- 0		0- 0		HOME	0- 0		0- 0		3- 0	
0- 0	0- 0		0- 0		AWAY	0- 0		0- 0		0- 0	
0- 1	0- 1		0- 0		NEUTRAL	0- 0		0- 0		0- 0	
3- 1	0- 1		0- 0		NON-CONFERENCE	0- 0		0- 0		3- 0	
3- 0	0- 0		0- 0		HOME	0- 0		0- 0		3- 0	
0- 0	0- 0		0- 0		AWAY	0- 0		0- 0		0- 0	
0- 1	0- 1		0- 0		NEUTRAL	0- 0		0- 0		0- 0	
0- 0	0- 0		0- 0		CONFERENCE	0- 0		0- 0		0- 0	
0- 0	0- 0		0- 0		HOME	0- 0		0- 0		0- 0	
0- 0	0- 0		0- 0		AWAY	0- 0		0- 0		0- 0	
0- 0	0- 0		0- 0		NEUTRAL	0- 0		0- 0		0- 0	

RPI 1-25				RPI 26-50				RPI 51-100				RPI 101+ Team's RPI: 160			
RPI	S	Opponent	Score	RPI	S	Opponent	Score	RPI	S	Opponent	Score	RPI	S	Opponent	Score
6	N	Iowa St.	59 85									218	H	UIC	52 38
												248	H	Illinois St.	50 41
												286	H	Cleveland St.	69 63
<hr/>															
LAST 12 Division I GAMES:															
								218	H	UIC	52 38				
								6	N	Iowa St.	59 85				
								248	H	Illinois St.	50 41				
								286	H	Cleveland St.	69 63				

Non-Div I Games:

Eastern Mich.

Average RPI Win: 0 WON-LOST RECORD WINNING PCT. RANK LAST 10 GAMES STRENGTH OF SCHEDULE OPP. STRENGTH OF SCHEDULE TEAM RPI ADJ. RPI CONF. RPI ADJ CONF. RPI

DIV. I ONLY	0- 4	317	0- 1	45	328	272	272	10	10
DIV. I NON-CONF.	0- 4	317	0- 1	45	328	272	272	10	10
TOTALS	RPI 1-25	RPI 26-50	W-L RECORDS	RPI 51-100	RPI 101-150	RPI 150+			
0- 4	0- 0	0- 0	OVERALL	0- 1	0- 2	0- 1			
0- 2	0- 0	0- 0	HOME	0- 1	0- 1	0- 0			
0- 2	0- 0	0- 0	AWAY	0- 0	0- 1	0- 1			
0- 0	0- 0	0- 0	NEUTRAL	0- 0	0- 0	0- 0			
0- 4	0- 0	0- 0	NON-CONFERENCE	0- 1	0- 2	0- 1			
0- 2	0- 0	0- 0	HOME	0- 1	0- 1	0- 0			
0- 2	0- 0	0- 0	AWAY	0- 0	0- 1	0- 1			
0- 0	0- 0	0- 0	NEUTRAL	0- 0	0- 0	0- 0			
0- 0	0- 0	0- 0	CONFERENCE	0- 0	0- 0	0- 0			
0- 0	0- 0	0- 0	HOME	0- 0	0- 0	0- 0			
0- 0	0- 0	0- 0	AWAY	0- 0	0- 0	0- 0			
0- 0	0- 0	0- 0	NEUTRAL	0- 0	0- 0	0- 0			

RPI S Opponent Score	RPI S Opponent Score	RPI S Opponent Score	RPI S Opponent Score
		85 H Gonzaga 51 63	104 A BYU 65 80
			106 H Utah 51 95
			299 A Cal Poly 55 59
LAST 12 Division I GAMES:			
		299 A Cal Poly 55 59	
		106 H Utah 51 95	
		104 A BYU 65 80	
		85 H Gonzaga 51 63	

Non-Div I Games: Eastern Ore. 66 45

Eastern Wash.

El on

Through Games Of Nov. 29, 2018

Average RPI Win:	350	WON-LOST	WINNING	LAST 10	STRENGTH OF	OPP. STRENGTH	TEAM	ADJ.	CONF.	ADJ CONF.
Average RPI Loss:	100	RECORD	PCT. RANK	GAMES	SCHEDULE	OF SCHEDULE	RPI	RPI	RPI	RPI

DIV. I ONLY	1- 3	264	0- 0	283	227	289	289	14	14
DIV. I NON-CONF.	1- 3	264	0- 0	283	227	289	289	14	14

TOTALS	RPI 1-25	RPI 26-50	W-L RECORDS	RPI 51-100	RPI 101-150	RPI 150+			
1- 3	0- 1	0- 0	OVERALL	0- 1	0- 0	1- 1			
0- 1	0- 1	0- 0	HOME	0- 0	0- 0	0- 0			
1- 2	0- 0	0- 0	AWAY	0- 1	0- 0	1- 1			
0- 0	0- 0	0- 0	NEUTRAL	0- 0	0- 0	0- 0			
1- 3	0- 1	0- 0	NON-CONFERENCE	0- 1	0- 0	1- 1			
0- 1	0- 1	0- 0	HOME	0- 0	0- 0	0- 0			
1- 2	0- 0	0- 0	AWAY	0- 1	0- 0	1- 1			
0- 0	0- 0	0- 0	NEUTRAL	0- 0	0- 0	0- 0			
0- 0	0- 0	0- 0	CONFERENCE	0- 0	0- 0	0- 0			
0- 0	0- 0	0- 0	HOME	0- 0	0- 0	0- 0			
0- 0	0- 0	0- 0	AWAY	0- 0	0- 0	0- 0			
0- 0	0- 0	0- 0	NEUTRAL	0- 0	0- 0	0- 0			

RPI 1-25				RPI 26-50				RPI 51-100				RPI 101+ Team's RPI: 289			
RPI S	Opponent	Score		RPI S	Opponent	Score		RPI S	Opponent	Score		RPI S	Opponent	Score	
15	H North Carolina	69	100					80	A Duke	64	81	206	A Appalachian St.	62	65
												350	A N. C. Central	83	54
LAST 12 Division I GAMES:															
206	A	Appalachian St.	62	65	350	A	N. C. Central	83	54	15	H	North Carolina	69	100	
80	A	Duke	64	81											

Non-Div I Games: Chowan 88 74

El on

Loss, Non-Conf, S Site, H Home A Away N Neutral

Average RPI Win:	331	WON-LOST	WINNING	LAST 10	STRENGTH OF	OPP. STRENGTH	TEAM	ADJ.	CONF.	ADJ CONF.
Average RPI Loss:	263	RECORD	PCT. RANK	GAMES	SCHEDULE	OF SCHEDULE	RPI	RPI	RPI	RPI

DIV. I ONLY	1- 4	275	0- 1	351	287	346	346	15	15
DIV. I NON-CONF.	1- 4	275	0- 1	351	287	346	346	15	15
TOTALS	RPI 1-25	RPI 26-50	W-L RECORDS	RPI 51-100	RPI 101-150	RPI 150+			
1- 4	0- 0	0- 0	OVERALL	0- 0	0- 0	1- 4			
0- 2	0- 0	0- 0	HOME	0- 0	0- 0	0- 2			
1- 2	0- 0	0- 0	AWAY	0- 0	0- 0	1- 2			
0- 0	0- 0	0- 0	NEUTRAL	0- 0	0- 0	0- 0			
1- 4	0- 0	0- 0	NON-CONFERENCE	0- 0	0- 0	1- 4			
0- 2	0- 0	0- 0	HOME	0- 0	0- 0	0- 2			
1- 2	0- 0	0- 0	AWAY	0- 0	0- 0	1- 2			
0- 0	0- 0	0- 0	NEUTRAL	0- 0	0- 0	0- 0			
0- 0	0- 0	0- 0	CONFERENCE	0- 0	0- 0	0- 0			
0- 0	0- 0	0- 0	HOME	0- 0	0- 0	0- 0			
0- 0	0- 0	0- 0	AWAY	0- 0	0- 0	0- 0			
0- 0	0- 0	0- 0	NEUTRAL	0- 0	0- 0	0- 0			

RPI 1-25	RPI 26-50	RPI 51-100	RPI 101+	Team's RPI: 346
RPI S Opponent Score	RPI S Opponent Score	RPI S Opponent Score	RPI S Opponent Score	
			175 H SIUE 45 54	
			245 A Murray St. 53 81	
			308 H Purdue Fort Wayne 66 72	
			322 A Marshall I 65 72	
			331 A Chicago St. 67 58	
LAST 12 Division I GAMES:				
	245 A Murray St. 53 81	322 A Marshall I 65 72		
		308 H Purdue Fort Wayne 66 72		
		175 H SIUE 45 54		
		331 A Chicago St. 67 58		

Non-Div I Games:

Evansville

Average RPI Win: 194

Average RPI Loss: 20

WON-LOST
RECORDWINNING
PCT. RANKLAST 10
GAMESSTRENGTH OF
SCHEDULEOPP. STRENGTH
OF SCHEDULETEAM
RPIADJ.
RPICONF.
RPIADJ CONF.
RPIDIV. I ONLY
DIV. I NON-CONF.4- 2
4- 296
961- 0
1- 0178
17834
3494
9494
9428
2828
28

TOTALS

RPI 1-25

RPI 26-50

W-L RECORDS

RPI 51-100

RPI 101-150

RPI 150+

4- 2 0- 2
2- 0 0- 0
1- 1 0- 1
1- 1 0- 10- 0
0- 0
0- 0
0- 0OVERALL
HOME
AWAY
NEUTRAL1- 0
0- 0
0- 0
1- 01- 0
1- 0
0- 0
0- 02- 0
1- 0
1- 0
0- 04- 2 0- 2
2- 0 0- 0
1- 1 0- 1
1- 1 0- 10- 0
0- 0
0- 0
0- 0NON-CONFERENCE
HOME
AWAY
NEUTRAL1- 0
0- 0
0- 0
1- 01- 0
1- 0
0- 0
0- 02- 0
1- 0
1- 0
0- 00- 0 0- 0
0- 0 0- 0
0- 0 0- 0
0- 0 0- 00- 0
0- 0
0- 0
0- 0CONFERENCE
HOME
AWAY
NEUTRAL0- 0
0- 0
0- 0
0- 00- 0
0- 0
0- 0
0- 00- 0
0- 0
0- 0
0- 0

RPI 1-25

RPI 26-50

RPI 51-100

Team's RPI: 94

RPI 101+

RPI	S	Opponent	Score
19	N	Stanford	65 88
20	A	South Dakota St.	62 80

RPI	S	Opponent	Score
-----	---	----------	-------

RPI	S	Opponent	Score
76	N	American	90 71

RPI	S	Opponent	Score
135	H	Houston	76 71
265	A	Hawaii	73 67
298	H	FIU	100 58

LAST 12 Division I GAMES:

135	H	Houston	76 71
76	N	American	90 71
265	A	Hawaii	73 67
19	N	Stanford	65 88
298	H	FIU	100 58

20	A	South Dakota St.	62 80
----	---	------------------	-------

Non-Div I Games: Fla. Memorial 99 68

FGCU

Average RPI Win:	341	WON-LOST	WINNING	LAST 10	STRENGTH OF	OPP. STRENGTH	TEAM	ADJ.	CONF.	ADJ CONF.
Average RPI Loss:	143	RECORD	PCT. RANK	GAMES	SCHEDULE	OF SCHEDULE	RPI	RPI	RPI	RPI
DIV. I ONLY	1- 5	290	0- 1	140	308	298	298	20	20	
DIV. I NON-CONF.	1- 5	290	0- 1	140	308	298	298	20	20	

TOTALS	RPI 1-25	RPI 26-50	W-L RECORDS	RPI 51-100	RPI 101-150	RPI 150+				
1- 5	0- 0	0- 1	OVERALL	0- 1	0- 0	1- 3				
1- 3	0- 0	0- 1	HOME	0- 0	0- 0	1- 2				
0- 2	0- 0	0- 0	AWAY	0- 1	0- 0	0- 1				
0- 0	0- 0	0- 0	NEUTRAL	0- 0	0- 0	0- 0				
1- 5	0- 0	0- 1	NON-CONFERENCE	0- 1	0- 0	1- 3				
1- 3	0- 0	0- 1	HOME	0- 0	0- 0	1- 2				
0- 2	0- 0	0- 0	AWAY	0- 1	0- 0	0- 1				
0- 0	0- 0	0- 0	NEUTRAL	0- 0	0- 0	0- 0				
0- 0	0- 0	0- 0	CONFERENCE	0- 0	0- 0	0- 0				
0- 0	0- 0	0- 0	HOME	0- 0	0- 0	0- 0				
0- 0	0- 0	0- 0	AWAY	0- 0	0- 0	0- 0				
0- 0	0- 0	0- 0	NEUTRAL	0- 0	0- 0	0- 0				

RPI S Opponent	RPI S Opponent	RPI S Opponent	RPI S Opponent	Team's RPI: 298
RPI 1-25	RPI 26-50	RPI 51-100	RPI 101+	Score
27 Miami (FL)	43 94	94 FGCU	58 100	
			183 Georgia St.	61 67
			185 Campbell	54 59
			224 Bethune-Cookman	57 68
			341 Florida A&M	77 54
LAST 12 Division I GAMES:				
27 Miami (FL)	43 94	185 Campbell	54 59	
		341 Florida A&M	77 54	
		224 Bethune-Cookman	57 68	
		94 FGCU	58 100	
		183 Georgia St.	61 67	

Non-Div I Games: Palm Beach Atl. 63 66

Average RPI Win:	331	WON-LOST	WINNING	LAST 10	STRENGTH OF	OPP. STRENGTH	TEAM	ADJ.	CONF.	ADJ CONF.
Average RPI Loss:	136	RECORD	PCT. RANK	GAMES	SCHEDULE	OF SCHEDULE	RPI	RPI	RPI	RPI
DIV. I ONLY	2- 4	217	0- 1	230	241	260	260	27	27	
DIV. I NON-CONF.	2- 4	217	0- 1	230	241	260	260	27	27	

TOTALS	RPI 1-25	RPI 26-50	W-L RECORDS	RPI 51-100	RPI 101-150	RPI 150+				
2- 4	0- 1	0- 0	OVERALL	0- 1	0- 0	2- 2				
1- 0	0- 0	0- 0	HOME	0- 0	0- 0	1- 0				
1- 2	0- 0	0- 0	AWAY	0- 1	0- 0	1- 1				
0- 2	0- 1	0- 0	NEUTRAL	0- 0	0- 0	0- 1				
2- 4	0- 1	0- 0	NON-CONFERENCE	0- 1	0- 0	2- 2				
1- 0	0- 0	0- 0	HOME	0- 0	0- 0	1- 0				
1- 2	0- 0	0- 0	AWAY	0- 1	0- 0	1- 1				
0- 2	0- 1	0- 0	NEUTRAL	0- 0	0- 0	0- 1				
0- 0	0- 0	0- 0	CONFERENCE	0- 0	0- 0	0- 0				
0- 0	0- 0	0- 0	HOME	0- 0	0- 0	0- 0				
0- 0	0- 0	0- 0	AWAY	0- 0	0- 0	0- 0				
0- 0	0- 0	0- 0	NEUTRAL	0- 0	0- 0	0- 0				

RPI 1-25				RPI 26-50				RPI 51-100				RPI 101+				Team's RPI : 260									
RPI	S	Opponent	Score	RPI	S	Opponent	Score	RPI	S	Opponent	Score	RPI	S	Opponent	Score										
25	N	Bucknell I	54 77					86	A	Xavier	35 48	211	N	Massachusetts	49 59										
												222	A	Brown	49 68										
												314	A	Richmond	58 40										
												347	H	LIU Brooklyn	71 43										
LAST 12 Division I GAMES:																									
211	N	Massachusetts	49 59	314	A	Richmond	58 40																		
25	N	Bucknell I	54 77																						
222	A	Brown	49 68																						
86	A	Xavier	35 48																						
347	H	LIU Brooklyn	71 43																						

Non-Div I Games:

Fairfield

Average RPI Win:	339	WON-LOST	WINNING	LAST 10	STRENGTH OF	OPP. STRENGTH	TEAM	ADJ.	CONF.	ADJ CONF.
Average RPI Loss:	215	RECORD	PCT. RANK	GAMES	SCHEDULE	OF SCHEDULE	RPI	RPI	RPI	RPI

DIV. I ONLY	1- 3	264	0- 1	284	307	332	332	31	31
DIV. I NON-CONF.	1- 3	264	0- 1	284	307	332	332	31	31

TOTALS	RPI 1-25	RPI 26-50	W-L RECORDS	RPI 51-100	RPI 101-150	RPI 150+			
1- 3	0- 0	0- 0	OVERALL	0- 0	0- 1	1- 2			
1- 2	0- 0	0- 0	HOME	0- 0	0- 0	1- 2			
0- 1	0- 0	0- 0	AWAY	0- 0	0- 1	0- 0			
0- 0	0- 0	0- 0	NEUTRAL	0- 0	0- 0	0- 0			
1- 3	0- 0	0- 0	NON-CONFERENCE	0- 0	0- 1	1- 2			
1- 2	0- 0	0- 0	HOME	0- 0	0- 0	1- 2			
0- 1	0- 0	0- 0	AWAY	0- 0	0- 1	0- 0			
0- 0	0- 0	0- 0	NEUTRAL	0- 0	0- 0	0- 0			
0- 0	0- 0	0- 0	CONFERENCE	0- 0	0- 0	0- 0			
0- 0	0- 0	0- 0	HOME	0- 0	0- 0	0- 0			
0- 0	0- 0	0- 0	AWAY	0- 0	0- 0	0- 0			
0- 0	0- 0	0- 0	NEUTRAL	0- 0	0- 0	0- 0			

RPI 1-25				RPI 26-50				RPI 51-100				RPI 101+ Team's RPI : 332			
RPI	S	Opponent	Score	RPI	S	Opponent	Score	RPI	S	Opponent	Score	RPI	S	Opponent	Score
												133	A	Air Force	37 85
												238	H	Howard	58 79
												273	H	Lafayette	57 63
												339	H	NJIT	64 43

Non-Div I Games: Rutgers-Newark 97 51

Average RPI Win:	294	WON-LOST	WINNING	LAST 10	STRENGTH OF	OPP. STRENGTH	TEAM	ADJ.	CONF.	ADJ CONF.
Average RPI Loss:	112	RECORD	PCT. RANK	GAMES	SCHEDULE	OF SCHEDULE	RPI	RPI	RPI	RPI
DIV. I ONLY	2- 5	249	0- 1	105	244	249	249	20	20	
DIV. I NON-CONF.	2- 5	249	0- 1	105	244	249	249	20	20	

TOTALS	RPI 1-25	RPI 26-50	W-L RECORDS	RPI 51-100	RPI 101-150	RPI 150+				
2- 5	0- 0	0- 2	OVERALL	0- 0	0- 1	2- 2				
2- 3	0- 0	0- 1	HOME	0- 0	0- 1	2- 1				
0- 2	0- 0	0- 1	AWAY	0- 0	0- 0	0- 1				
0- 0	0- 0	0- 0	NEUTRAL	0- 0	0- 0	0- 0				
2- 5	0- 0	0- 2	NON-CONFERENCE	0- 0	0- 1	2- 2				
2- 3	0- 0	0- 1	HOME	0- 0	0- 1	2- 1				
0- 2	0- 0	0- 1	AWAY	0- 0	0- 0	0- 1				
0- 0	0- 0	0- 0	NEUTRAL	0- 0	0- 0	0- 0				
0- 0	0- 0	0- 0	CONFERENCE	0- 0	0- 0	0- 0				
0- 0	0- 0	0- 0	HOME	0- 0	0- 0	0- 0				
0- 0	0- 0	0- 0	AWAY	0- 0	0- 0	0- 0				
0- 0	0- 0	0- 0	NEUTRAL	0- 0	0- 0	0- 0				

RPI 1-25				RPI 26-50				RPI 51-100				RPI 101+ Team's RPI: 249			
RPI	S	Opponent	Score	RPI	S	Opponent	Score	RPI	S	Opponent	Score	RPI	S	Opponent	Score
				36	H	Bradley	59 80					131	H	Hampton	68 72
				47	A	Tulane	45 88					165	A	Little Rock	38 61
												183	H	Georgia St.	59 75
												273	H	Lafayette	53 49
												314	H	Richmond	69 55

LAST 12 Division I GAMES:															
				47	A	Tulane	45 88	36	H	Bradley	59 80				
				273	H	Lafayette	53 49								
				314	H	Richmond	69 55								
				165	A	Little Rock	38 61								
				183	H	Georgia St.	59 75								
				131	H	Hampton	68 72								

Non-Div I Games:

Fla. Atlantic

Average RPI Win:	0	WON-LOST	WINNING	LAST 10	STRENGTH OF	OPP. STRENGTH	TEAM	ADJ.	CONF.	ADJ CONF.
Average RPI Loss:	116	RECORD	PCT. RANK	GAMES	SCHEDULE	OF SCHEDULE	RPI	RPI	RPI	RPI

DIV. I ONLY	0- 6	317	0- 1	22	283	209	209	4	4
DIV. I NON-CONF.	0- 6	317	0- 1	22	283	209	209	4	4

TOTALS	RPI 1-25	RPI 26-50	W-L RECORDS	RPI 51-100	RPI 101-150	RPI 150+			
0- 6	0- 0	0- 2	OVERALL	0- 2	0- 0	0- 2			
0- 3	0- 0	0- 1	HOME	0- 1	0- 0	0- 1			
0- 3	0- 0	0- 1	AWAY	0- 1	0- 0	0- 1			
0- 0	0- 0	0- 0	NEUTRAL	0- 0	0- 0	0- 0			
0- 6	0- 0	0- 2	NON-CONFERENCE	0- 2	0- 0	0- 2			
0- 3	0- 0	0- 1	HOME	0- 1	0- 0	0- 1			
0- 3	0- 0	0- 1	AWAY	0- 1	0- 0	0- 1			
0- 0	0- 0	0- 0	NEUTRAL	0- 0	0- 0	0- 0			
0- 0	0- 0	0- 0	CONFERENCE	0- 0	0- 0	0- 0			
0- 0	0- 0	0- 0	HOME	0- 0	0- 0	0- 0			
0- 0	0- 0	0- 0	AWAY	0- 0	0- 0	0- 0			
0- 0	0- 0	0- 0	NEUTRAL	0- 0	0- 0	0- 0			

RPI 1-25				RPI 26-50				RPI 51-100				RPI 101+				Team's RPI: 209	
RPI	S	Opponent	Score	RPI	S	Opponent	Score	RPI	S	Opponent	Score	RPI	S	Opponent	Score		
39	H	Northeastern	66 79	56	A	Florida St.	56 63	231	H	Gardner-Webb	58 60						
46	A	Indiana	64 83	79	H	Northwestern	74 83	247	A	Mercer	82 92						
LAST 12 Division I GAMES:																	
				39	H	Northeastern	66 79										
				46	A	Indiana	64 83										
				79	H	Northwestern	74 83										
				247	A	Mercer	82 92										
				56	A	Florida St.	56 63										
				231	H	Gardner-Webb	58 60										

Non-Div I Games:

Florida

Average RPI	Win:	0	WON-LOST	WINNING	LAST 10	STRENGTH OF	OPP. STRENGTH	TEAM	ADJ.	CONF.	ADJ CONF.
Average RPI	Loss:	217	RECORD	PCT. RANK	GAMES	SCHEDULE	OF SCHEDULE	RPI	RPI	RPI	RPI
DIV. I ONLY		0- 5		317	0- 1	277	247	341	341	32	32
DIV. I NON-CONF.		0- 5		317	0- 1	277	247	341	341	32	32

TOTALS	RPI 1-25		RPI 26-50		W-L RECORDS	RPI 51-100		RPI 101-150		RPI 150+	
0- 5	0- 1		0- 0		OVERALL	0- 0		0- 0		0- 4	
0- 1	0- 0		0- 0		HOME	0- 0		0- 0		0- 1	
0- 3	0- 1		0- 0		AWAY	0- 0		0- 0		0- 2	
0- 1	0- 0		0- 0		NEUTRAL	0- 0		0- 0		0- 1	
0- 5	0- 1		0- 0		NON-CONFERENCE	0- 0		0- 0		0- 4	
0- 1	0- 0		0- 0		HOME	0- 0		0- 0		0- 1	
0- 3	0- 1		0- 0		AWAY	0- 0		0- 0		0- 2	
0- 1	0- 0		0- 0		NEUTRAL	0- 0		0- 0		0- 1	
0- 0	0- 0		0- 0		CONFERENCE	0- 0		0- 0		0- 0	
0- 0	0- 0		0- 0		HOME	0- 0		0- 0		0- 0	
0- 0	0- 0		0- 0		AWAY	0- 0		0- 0		0- 0	
0- 0	0- 0		0- 0		NEUTRAL	0- 0		0- 0		0- 0	

RPI 1-25				RPI 26-50				RPI 51-100				RPI 101+ Team's RPI: 341			
RPI	S	Opponent	Score	RPI	S	Opponent	Score	RPI	S	Opponent	Score	RPI	S	Opponent	Score
16	A	Tennessee	31 96									221	A	North Florida	53 64
												267	H	Jacksonville St.	31 62
												285	N	Omaha	50 57
												298	A	FIU	54 77
LAST 12 Division I GAMES:															
				285	N	Omaha	50 57								
				298	A	FIU	54 77								
				16	A	Tennessee	31 96								
				221	A	North Florida	53 64								
				267	H	Jacksonville St.	31 62								

Non-Div I Games:

Florida A&M

Average RPI Win: 178

Average RPI Loss: 33

WON-LOST
RECORDWINNING
PCT. RANKLAST 10
GAMESSTRENGTH OF
SCHEDULEOPP. STRENGTH
OF SCHEDULETEAM
RPIADJ.
RPICONF.
RPIADJ CONF.
RPIDIV. I ONLY
DIV. I NON-CONF.7- 1
7- 130
301- 0
1- 0146
14670
7056
5656
561
11
1

TOTALS

RPI 1-25

RPI 26-50

W-L RECORDS

RPI 51-100

RPI 101-150

RPI 150+

7- 1

0- 0

0- 1

OVERALL

2- 0

0- 0

5- 0

5- 1

0- 0

0- 1

HOME

1- 0

0- 0

4- 0

0- 0

0- 0

0- 0

AWAY

0- 0

0- 0

0- 0

2- 0

0- 0

0- 0

NEUTRAL

1- 0

0- 0

1- 0

7- 1

0- 0

0- 1

NON-CONFERENCE

2- 0

0- 0

5- 0

5- 1

0- 0

0- 1

HOME

1- 0

0- 0

4- 0

0- 0

0- 0

0- 0

AWAY

0- 0

0- 0

0- 0

2- 0

0- 0

0- 0

NEUTRAL

1- 0

0- 0

1- 0

0- 0

0- 0

0- 0

CONFERENCE

0- 0

0- 0

0- 0

0- 0

0- 0

0- 0

HOME

0- 0

0- 0

0- 0

0- 0

0- 0

0- 0

AWAY

0- 0

0- 0

0- 0

0- 0

0- 0

0- 0

NEUTRAL

0- 0

0- 0

0- 0

RPI 1-25

RPI 26-50

RPI 51-100

Team's RPI: 56

RPI 101+

RPI S Opponent Score

RPI S Opponent Score

33 H LSU 45 58

RPI S Opponent Score

52 N Iowa 71 67

75 H Penn St. 87 58

RPI S Opponent Score

177 H Troy 103 67

209 H Florida 63 56

221 H North Florida 74 53

240 H Jacksonville 79 46

269 N Eastern Ky. 62 45

LAST 12 Division I GAMES:

52 N Iowa 71 67

177 H Troy 103 67

75 H Penn St. 87 58

269 N Eastern Ky. 62 45

33 H LSU 45 58

240 H Jacksonville 79 46

209 H Florida 63 56

221 H North Florida 74 53

F
l
o
r
i
d
a
s
t
.F
l
o
r
i
d
a
s
t
.

Non-Div I Games:

Florida St.

Average RPI	Win:	177	WON-LOST	WINNING	LAST 10	STRENGTH OF	OPP. STRENGTH	TEAM	ADJ.	CONF.	ADJ CONF.
Average RPI	Loss:	77	RECORD	PCT. RANK	GAMES	SCHEDULE	OF SCHEDULE	RPI	RPI	RPI	RPI
DIV. I ONLY		4- 4		158	0- 1	42	143	92	92	18	18
DIV. I NON-CONF.		4- 4		158	0- 1	42	143	92	92	18	18

TOTALS	RPI 1-25		RPI 26-50		W-L RECORDS	RPI 51-100		RPI 101-150		RPI 150+	
4- 4	0- 0		1- 2		OVERALL	1- 1		0- 0		2- 1	
2- 1	0- 0		1- 0		HOME	0- 1		0- 0		1- 0	
0- 2	0- 0		0- 1		AWAY	0- 0		0- 0		0- 1	
2- 1	0- 0		0- 1		NEUTRAL	1- 0		0- 0		1- 0	
4- 4	0- 0		1- 2		NON-CONFERENCE	1- 1		0- 0		2- 1	
2- 1	0- 0		1- 0		HOME	0- 1		0- 0		1- 0	
0- 2	0- 0		0- 1		AWAY	0- 0		0- 0		0- 1	
2- 1	0- 0		0- 1		NEUTRAL	1- 0		0- 0		1- 0	
0- 0	0- 0		0- 0		CONFERENCE	0- 0		0- 0		0- 0	
0- 0	0- 0		0- 0		HOME	0- 0		0- 0		0- 0	
0- 0	0- 0		0- 0		AWAY	0- 0		0- 0		0- 0	
0- 0	0- 0		0- 0		NEUTRAL	0- 0		0- 0		0- 0	

RPI	S	Opponent	Score	RPI	S	Opponent	Score	RPI	S	Opponent	Score	RPI	S	Opponent	Score
				28	N	Texas	54 72					75	H	Penn St.	55 72
				30	H	Charlotte	71 64					88	N	Washington	65 57
				39	A	Northeastern	54 58					284	N	Ball St.	78 70
												305	H	Wagner	80 59

LAST 12 Division I GAMES:															
				28	N	Texas	54 72					75	H	Penn St.	55 72
				88	N	Washington	65 57					39	A	Northeastern	54 58
				166	A	Georgetown	38 58					305	H	Wagner	80 59
				284	N	Ball St.	78 70								
				30	H	Charlotte	71 64								

Non-Div I Games:

Fordham

Average RPI	Win: 227	WON-LOST	WINNING	LAST 10	STRENGTH OF	OPP. STRENGTH	TEAM	ADJ.	CONF.	ADJ CONF.
Average RPI	Loss: 75	RECORD	PCT. RANK	GAMES	SCHEDULE	OF SCHEDULE	RPI	RPI	RPI	RPI
DIV. I ONLY	3- 2	125	0- 1	98	214	113	113	9	9	
DIV. I NON-CONF.	3- 2	125	0- 1	98	214	113	113	9	9	

TOTALS	RPI 1-25	RPI 26-50	W-L RECORDS	RPI 51-100	RPI 101-150	RPI 150+				
3- 2	0- 0	0- 1	OVERALL	0- 0	0- 1	3- 0				
3- 0	0- 0	0- 0	HOME	0- 0	0- 0	3- 0				
0- 2	0- 0	0- 1	AWAY	0- 0	0- 1	0- 0				
0- 0	0- 0	0- 0	NEUTRAL	0- 0	0- 0	0- 0				
3- 2	0- 0	0- 1	NON-CONFERENCE	0- 0	0- 1	3- 0				
3- 0	0- 0	0- 0	HOME	0- 0	0- 0	3- 0				
0- 2	0- 0	0- 1	AWAY	0- 0	0- 1	0- 0				
0- 0	0- 0	0- 0	NEUTRAL	0- 0	0- 0	0- 0				
0- 0	0- 0	0- 0	CONFERENCE	0- 0	0- 0	0- 0				
0- 0	0- 0	0- 0	HOME	0- 0	0- 0	0- 0				
0- 0	0- 0	0- 0	AWAY	0- 0	0- 0	0- 0				
0- 0	0- 0	0- 0	NEUTRAL	0- 0	0- 0	0- 0				

RPI 1-25				RPI 26-50				RPI 51-100				RPI 101+ Team's RPI: 113			
RPI	S	Opponent	Score	RPI	S	Opponent	Score	RPI	S	Opponent	Score	RPI	S	Opponent	Score
				38	A	Southern Cal i forn i a	61 62					111	A	Northern Ari z.	73 86
												178	H	Mi l wau kee	65 48
												204	H	UT Ar l i ng ton	70 61
												299	H	Cal Pol y	76 58
LAST 12 Di v i s i o n I GAMES:															
				299	H	Cal Pol y	76 58	38	A	Southern Cal i forn i a	61 62				
				111	A	Northern Ari z.	73 86	204	H	UT Ar l i ng ton	70 61				
								178	H	Mi l wau kee	65 48				

Non-Di v I Games:

Fresno St.

Average RPI Win: 321
Average RPI Loss: 145

WON-LOST
RECORD

WINNING
PCT. RANK

LAST 10
GAMES

STRENGTH OF
SCHEDULE

OPP. STRENGTH
OF SCHEDULE

TEAM
RPI

ADJ.
RPI

CONF.
RPI

ADJ CONF.
RPI

DIV. I ONLY	2- 3	202	1- 0	209	280	234	234	24	24
DIV. I NON-CONF.	2- 3	202	1- 0	209	280	234	234	24	24
TOTALS	RPI 1-25	RPI 26-50	W-L RECORDS	RPI 51-100	RPI 101-150	RPI 150+			
2- 3	0- 0	0- 0	OVERALL	0- 1	0- 1	2- 1			
1- 1	0- 0	0- 0	HOME	0- 0	0- 1	1- 0			
1- 2	0- 0	0- 0	AWAY	0- 1	0- 0	1- 1			
0- 0	0- 0	0- 0	NEUTRAL	0- 0	0- 0	0- 0			
2- 3	0- 0	0- 0	NON-CONFERENCE	0- 1	0- 1	2- 1			
1- 1	0- 0	0- 0	HOME	0- 0	0- 1	1- 0			
1- 2	0- 0	0- 0	AWAY	0- 1	0- 0	1- 1			
0- 0	0- 0	0- 0	NEUTRAL	0- 0	0- 0	0- 0			
0- 0	0- 0	0- 0	CONFERENCE	0- 0	0- 0	0- 0			
0- 0	0- 0	0- 0	HOME	0- 0	0- 0	0- 0			
0- 0	0- 0	0- 0	AWAY	0- 0	0- 0	0- 0			
0- 0	0- 0	0- 0	NEUTRAL	0- 0	0- 0	0- 0			

RPI 1-25				RPI 26-50				RPI 51-100				RPI 101+ Team's RPI: 234			
RPI	S	Opponent	Score	RPI	S	Opponent	Score	RPI	S	Opponent	Score	RPI	S	Opponent	Score
								84	A	Mississippi St.	41 106	114	H	Middle Tenn.	71 78
												236	A	Kennesaw St.	63 74
												317	H	USC Upstate	78 67
												324	A	Col. of Charleston	70 67
LAST 12 Division I GAMES:															
				324	A	Col. of Charleston	70 67	114	H	Middle Tenn.	71 78				
				84	A	Mississippi St.	41 106								
				317	H	USC Upstate	78 67								
				236	A	Kennesaw St.	63 74								

Non-Div I Games:

Coker

71 42

Furman

Average RPI Win:

285

Average RPI Loss:

171

WON-LOST
RECORD

2- 5

WINNING
PCT. RANK

249

LAST 10
GAMES

0- 1

STRENGTH OF
SCHEDULE

177

OPP. STRENGTH
OF SCHEDULE

318

TEAM
RPI

270

ADJ.
RPI

270

CONF.
RPI

17

ADJ CONF.
RPI

17

DIV. I ONLY
DIV. I NON-CONF.

2- 5

249

0- 1

177

318

270

270

17

17

TOTALS

RPI 1-25

RPI 26-50

W-L RECORDS

RPI 51-100

RPI 101-150

RPI 150+

2- 5

0- 0

0- 0

OVERALL

0- 1

0- 1

2- 3

1- 2

0- 0

0- 0

HOME

0- 0

0- 0

1- 2

1- 3

0- 0

0- 0

AWAY

0- 1

0- 1

1- 1

0- 0

0- 0

0- 0

NEUTRAL

0- 0

0- 0

0- 0

2- 5

0- 0

0- 0

NON-CONFERENCE

0- 1

0- 1

2- 3

1- 2

0- 0

0- 0

HOME

0- 0

0- 0

1- 2

1- 3

0- 0

0- 0

AWAY

0- 1

0- 1

1- 1

0- 0

0- 0

0- 0

NEUTRAL

0- 0

0- 0

0- 0

0- 0

0- 0

0- 0

CONFERENCE

0- 0

0- 0

0- 0

0- 0

0- 0

0- 0

HOME

0- 0

0- 0

0- 0

0- 0

0- 0

0- 0

AWAY

0- 0

0- 0

0- 0

0- 0

0- 0

0- 0

NEUTRAL

0- 0

0- 0

0- 0

RPI 1-25

RPI S Opponent

Score

RPI 26-50

RPI S Opponent

Score

RPI 51-100

RPI S Opponent

Score

RPI 101+

Team's RPI: 270

RPI S Opponent

Score

66 A Virginia Tech 49 78

110 A Stony Brook 43 72

194 H Wofford 65 81

224 H Bethune-Cookman 77 76

236 A Kennesaw St. 59 78

247 H Mercer 72 79

345 A Savannah St. 82 71

LAST 12 Division I GAMES:

66 A Virginia Tech 49 78 236 A Kennesaw St. 59 78
194 H Wofford 65 81 224 H Bethune-Cookman 77 76

110 A Stony Brook 43 72

345 A Savannah St. 82 71

247 H Mercer 72 79

Non-Div I Games:

Ga. Southern

Average RPI	Win:	226	WON-LOST	WINNING	LAST 10	STRENGTH OF	OPP. STRENGTH	TEAM	ADJ.	CONF.	ADJ CONF.
Average RPI	Loss:	194	RECORD	PCT. RANK	GAMES	SCHEDULE	OF SCHEDULE	RPI	RPI	RPI	RPI
DIV. I ONLY		2- 2		158	0- 1	270	167	231	231	29	29
DIV. I NON-CONF.		2- 2		158	0- 1	270	167	231	231	29	29

TOTALS	RPI 1-25		RPI 26-50		W-L RECORDS	RPI 51-100		RPI 101-150		RPI 150+	
2- 2	0- 0		0- 0		OVERALL	0- 0		0- 0		2- 2	
1- 1	0- 0		0- 0		HOME	0- 0		0- 0		1- 1	
1- 1	0- 0		0- 0		AWAY	0- 0		0- 0		1- 1	
0- 0	0- 0		0- 0		NEUTRAL	0- 0		0- 0		0- 0	
2- 2	0- 0		0- 0		NON-CONFERENCE	0- 0		0- 0		2- 2	
1- 1	0- 0		0- 0		HOME	0- 0		0- 0		1- 1	
1- 1	0- 0		0- 0		AWAY	0- 0		0- 0		1- 1	
0- 0	0- 0		0- 0		NEUTRAL	0- 0		0- 0		0- 0	
0- 0	0- 0		0- 0		CONFERENCE	0- 0		0- 0		0- 0	
0- 0	0- 0		0- 0		HOME	0- 0		0- 0		0- 0	
0- 0	0- 0		0- 0		AWAY	0- 0		0- 0		0- 0	
0- 0	0- 0		0- 0		NEUTRAL	0- 0		0- 0		0- 0	

RPI 1-25				RPI 26-50				RPI 51-100				RPI 101+ Team's RPI: 231			
RPI	S	Opponent	Score	RPI	S	Opponent	Score	RPI	S	Opponent	Score	RPI	S	Opponent	Score
												193	H	Morehead St.	69 84
												194	A	Wofford	53 59
												209	A	Fl ori da	60 58
												242	H	Davi dson	54 49

LAST 12 Di vi si on I GAMES:															
				194	A	Wofford	53 59								
				242	H	Davi dson	54 49								
				193	H	Morehead St.	69 84								
				209	A	Fl ori da	60 58								

Non-Di v I Games: Warren Wil son 100 37 Pfei ffer 82 46

Gardner-Webb

Average RPI	Win:	262	WON-LOST	WINNING	LAST 10	STRENGTH OF	OPP. STRENGTH	TEAM	ADJ.	CONF.	ADJ CONF.
Average RPI	Loss:	126	RECORD	PCT. RANK	GAMES	SCHEDULE	OF SCHEDULE	RPI	RPI	RPI	RPI
DIV. I ONLY		4- 3		143	0- 1	236	181	164	164	18	18
DIV. I NON-CONF.		4- 3		143	0- 1	236	181	164	164	18	18

TOTALS	RPI 1-25		RPI 26-50		W-L RECORDS	RPI 51-100		RPI 101-150		RPI 150+	
4- 3	0- 0		0- 0		OVERALL	0- 2		1- 0		3- 1	
2- 0	0- 0		0- 0		HOME	0- 0		0- 0		2- 0	
2- 3	0- 0		0- 0		AWAY	0- 2		1- 0		1- 1	
0- 0	0- 0		0- 0		NEUTRAL	0- 0		0- 0		0- 0	
4- 3	0- 0		0- 0		NON-CONFERENCE	0- 2		1- 0		3- 1	
2- 0	0- 0		0- 0		HOME	0- 0		0- 0		2- 0	
2- 3	0- 0		0- 0		AWAY	0- 2		1- 0		1- 1	
0- 0	0- 0		0- 0		NEUTRAL	0- 0		0- 0		0- 0	
0- 0	0- 0		0- 0		CONFERENCE	0- 0		0- 0		0- 0	
0- 0	0- 0		0- 0		HOME	0- 0		0- 0		0- 0	
0- 0	0- 0		0- 0		AWAY	0- 0		0- 0		0- 0	
0- 0	0- 0		0- 0		NEUTRAL	0- 0		0- 0		0- 0	

RPI 1-25				RPI 26-50				RPI 51-100				RPI 101+ Team's RPI: 164					
RPI	S	Opponent	Score	RPI	S	Opponent	Score	RPI	S	Opponent	Score	RPI	S	Opponent	Score		
								63	A	Kansas	56	77	133	A	Air Force	78	71
								76	A	American	71	86	238	A	Howard	59	73
													274	A	UMKC	91	84
													320	H	Loyola Maryland	70	38
													321	H	Colgate	64	61
LAST 12 Division I GAMES:																	
				320	H	Loyola Maryland	70	38	238	A	Howard	59	73				
									274	A	UMKC	91	84				
									63	A	Kansas	56	77				
									321	H	Colgate	64	61				
									76	A	American	71	86				
									133	A	Air Force	78	71				

Non-Div I Games:

George Mason

Average RPI Win: 245		George Washington		Through Games of Nov. 27, 2018							
Average RPI Loss: 103		WON-LOST RECORD	WINNING PCT. RANK	LAST 10 GAMES		STRENGTH OF SCHEDULE	OPP. STRENGTH OF SCHEDULE	TEAM RPI	ADJ. RPI	CONF. RPI	ADJ CONF. RPI
DIV. I ONLY		2- 5	249	1- 0		82	179	200	200	18	18
DIV. I NON-CONF.		2- 5	249	1- 0		82	179	200	200	18	18

TOTALS		RPI 1-25		RPI 26-50		W-L RECORDS	RPI 51-100	RPI 101-150		RPI 150+	
2- 5		0- 1		0- 0		OVERALL	0- 1	0- 2		2- 1	
2- 1		0- 0		0- 0		HOME	0- 1	0- 0		2- 0	
0- 2		0- 0		0- 0		AWAY	0- 0	0- 1		0- 1	
0- 2		0- 1		0- 0		NEUTRAL	0- 0	0- 1		0- 0	
2- 5		0- 1		0- 0		NON-CONFERENCE	0- 1	0- 2		2- 1	
2- 1		0- 0		0- 0		HOME	0- 1	0- 0		2- 0	
0- 2		0- 0		0- 0		AWAY	0- 0	0- 1		0- 1	
0- 2		0- 1		0- 0		NEUTRAL	0- 0	0- 1		0- 0	
0- 0		0- 0		0- 0		CONFERENCE	0- 0	0- 0		0- 0	
0- 0		0- 0		0- 0		HOME	0- 0	0- 0		0- 0	
0- 0		0- 0		0- 0		AWAY	0- 0	0- 0		0- 0	
0- 0		0- 0		0- 0		NEUTRAL	0- 0	0- 0		0- 0	

RPI 1-25				RPI 26-50				RPI 51-100				RPI 101+ Team's RPI: 200			
RPI	S	Opponent	Score	RPI	S	Opponent	Score	RPI	S	Opponent	Score	RPI	S	Opponent	Score
5	N	NC State	61 69					51	H	Maryland	30 69	107	N	Georgia Tech	55 70
												128	A	James Madison	37 50
												225	A	Iona	43 52
												233	H	Princeton	64 49
												256	H	Towson	76 63

LAST 12 Division I GAMES:															
256	H	Towson	76 63	233	H	Princeton	64 49								
5	N	NC State	61 69	128	A	James Madison	37 50								
107	N	Georgia Tech	55 70												
225	A	Iona	43 52												
51	H	Maryland	30 69												

Non-Div I Games:

George Washington

■ Loss,
 ■ Non-Conf,
 ■ Site,
 ■ Home
 ■ Away
 N Neutral

Average RPI	Win: 239	WON-LOST RECORD	WINNING PCT. RANK	LAST 10 GAMES	STRENGTH OF SCHEDULE	OPP. STRENGTH OF SCHEDULE	TEAM RPI	ADJ. RPI	CONF. RPI	ADJ CONF. RPI
Average RPI	Loss: 67									
DIV. I ONLY		5- 3	119	1- 0	180	187	166	166	7	7
DIV. I NON-CONF.		5- 3	119	1- 0	180	187	166	166	7	7

TOTALS	RPI 1-25		RPI 26-50		W-L RECORDS		RPI 51-100		RPI 101-150	RPI 150+
5- 3	0- 0		0- 2		OVERALL		1- 0		1- 1	3- 0
4- 0	0- 0		0- 0		HOME		1- 0		1- 0	2- 0
1- 1	0- 0		0- 0		AWAY		0- 0		0- 1	1- 0
0- 2	0- 0		0- 2		NEUTRAL		0- 0		0- 0	0- 0
5- 3	0- 0		0- 2		NON-CONFERENCE		1- 0		1- 1	3- 0
4- 0	0- 0		0- 0		HOME		1- 0		1- 0	2- 0
1- 1	0- 0		0- 0		AWAY		0- 0		0- 1	1- 0
0- 2	0- 0		0- 2		NEUTRAL		0- 0		0- 0	0- 0
0- 0	0- 0		0- 0		CONFERENCE		0- 0		0- 0	0- 0
0- 0	0- 0		0- 0		HOME		0- 0		0- 0	0- 0
0- 0	0- 0		0- 0		AWAY		0- 0		0- 0	0- 0
0- 0	0- 0		0- 0		NEUTRAL		0- 0		0- 0	0- 0

RPI 1-25				RPI 26-50				RPI 51-100				RPI 101+ Team's RPI: 166			
RPI	S	Opponent	Score	RPI	S	Opponent	Score	RPI	S	Opponent	Score	RPI	S	Opponent	Score
				29	N	Bayl or	46 67	92	H	Fordham	58 38	128	A	James Madi son	57 69
				43	N	Buffal o	64 73					129	H	Pi ttsburgh	70 41
												314	A	Ri chmond	73 53
												320	H	Loyol a Maryl and	45 30
												340	H	UMES	74 55
LAST 12 Di vi si on I GAMES:															
128	A	James Madi son	57 69	92	H	Fordham	58 38	29	N	Bayl or	46 67				
320	H	Loyol a Maryl and	45 30	43	N	Buffal o	64 73	129	H	Pi ttsburgh	70 41				
340	H	UMES	74 55												
314	A	Ri chmond	73 53												

Non-Di v I Games:

Georgetown

Average RPI Win: 274

Average RPI Loss: 71

WON-LOST
RECORDWINNING
PCT. RANKLAST 10
GAMESSTRENGTH OF
SCHEDULEOPP. STRENGTH
OF SCHEDULETEAM
RPIADJ.
RPICONF.
RPIADJ CONF.
RPIDIV. I ONLY
DIV. I NON-CONF.4- 3
4- 3143
1431- 0
1- 0213
213201
201187
187187
1874
44
4

TOTALS

RPI 1-25

RPI 26-50

W-L RECORDS

RPI 51-100

RPI 101-150

RPI 150+

4- 3
3- 0
0- 2
1- 10- 0
0- 0
0- 0
0- 00- 0
0- 0
0- 0
0- 0OVERALL
HOME
AWAY
NEUTRAL0- 2
0- 0
0- 1
0- 10- 1
0- 0
0- 1
0- 04- 0
3- 0
0- 0
1- 04- 3
3- 0
0- 2
1- 10- 0
0- 0
0- 0
0- 00- 0
0- 0
0- 0
0- 0NON-CONFERENCE
HOME
AWAY
NEUTRAL0- 2
0- 0
0- 1
0- 10- 1
0- 0
0- 1
0- 04- 0
3- 0
0- 0
1- 00- 0
0- 0
0- 0
0- 00- 0
0- 0
0- 0
0- 00- 0
0- 0
0- 0
0- 0CONFERENCE
HOME
AWAY
NEUTRAL0- 0
0- 0
0- 0
0- 00- 0
0- 0
0- 0
0- 00- 0
0- 0
0- 0
0- 0

RPI 1-25

RPI 26-50

RPI 51-100

RPI 101+

Team's RPI: 187

RPI S Opponent Score

RPI S Opponent Score

RPI S Opponent Score

RPI S Opponent Score

51 N Maryland 51 58
54 A UCLA 69 80107 A Georgia Tech 53 63
247 H Mercer 67 60
252 H St. Bonaventure 67 40
253 H Winthrop 85 39
342 N Morgan St. 60 33

LAST 12 Division I GAMES:

247 H Mercer 67 60
51 N Maryland 51 58
342 N Morgan St. 60 33
107 A Georgia Tech 53 63
54 A UCLA 69 80
253 H Winthrop 85 39
252 H St. Bonaventure 67 40

Non-Div I Games:

Georgia

Average RPI Win: 281

Average RPI Loss: 149

WON-LOST
RECORDWINNING
PCT. RANKLAST 10
GAMESSTRENGTH OF
SCHEDULEOPP. STRENGTH
OF SCHEDULETEAM
RPIADJ.
RPICONF.
RPIADJ CONF.
RPIDIV. I ONLY
DIV. I NON-CONF.3- 2
3- 2125
1250- 1
0- 1295
295150
150183
183183
18317
1717
17

TOTALS

RPI 1-25

RPI 26-50

W-L RECORDS

RPI 51-100

RPI 101-150

RPI 150+

3- 2

0- 0

0- 0

OVERALL

0- 0

0- 1

3- 1

1- 0

0- 0

0- 0

HOME

0- 0

0- 0

1- 0

2- 2

0- 0

0- 0

AWAY

0- 0

0- 1

2- 1

0- 0

0- 0

0- 0

NEUTRAL

0- 0

0- 0

0- 0

3- 2

0- 0

0- 0

NON-CONFERENCE

0- 0

0- 1

3- 1

1- 0

0- 0

0- 0

HOME

0- 0

0- 0

1- 0

2- 2

0- 0

0- 0

AWAY

0- 0

0- 1

2- 1

0- 0

0- 0

0- 0

NEUTRAL

0- 0

0- 0

0- 0

0- 0

0- 0

0- 0

CONFERENCE

0- 0

0- 0

0- 0

0- 0

0- 0

0- 0

HOME

0- 0

0- 0

0- 0

0- 0

0- 0

0- 0

AWAY

0- 0

0- 0

0- 0

0- 0

0- 0

0- 0

NEUTRAL

0- 0

0- 0

0- 0

RPI 1-25

RPI 26-50

RPI 51-100

RPI 101+

Team's RPI: 183

RPI S Opponent Score

RPI S Opponent Score

RPI S Opponent Score

RPI S Opponent Score

114	A	Middle Tenn.	54	69
184	A	Rice	49	66
249	A	Fla. Atlantic	75	59
295	H	UNC Greensboro	70	63
298	A	FIU	67	61

LAST 12 Division I GAMES:

184	A	Rice	49	66	114	A	Middle Tenn.	54	69
298	A	FIU	67	61					
249	A	Fla. Atlantic	75	59					
295	H	UNC Greensboro	70	63					

Non-Div I Games:

Georgia St.

Average RPI Win: 208

Average RPI Loss: 93

WON-LOST
RECORDWINNING
PCT. RANKLAST 10
GAMESSTRENGTH OF
SCHEDULEOPP. STRENGTH
OF SCHEDULETEAM
RPIADJ.
RPICONF.
RPIADJ CONF.
RPIDIV. I ONLY
DIV. I NON-CONF.5- 2
5- 288
880- 1
0- 1195
195126
126107
107107
1071
11
1

TOTALS

RPI 1-25

RPI 26-50

W-L RECORDS

RPI 51-100

RPI 101-150

RPI 150+

5- 2
3- 0
0- 2
2- 00- 0
0- 0
0- 0
0- 00- 0
0- 0
0- 0
0- 0OVERALL
HOME
AWAY
NEUTRAL0- 1
0- 0
0- 1
0- 01- 1
0- 0
0- 1
1- 04- 0
3- 0
0- 0
1- 05- 2
3- 0
0- 2
2- 00- 0
0- 0
0- 0
0- 00- 0
0- 0
0- 0
0- 0NON-CONFERENCE
HOME
AWAY
NEUTRAL0- 1
0- 0
0- 1
0- 01- 1
0- 0
0- 1
1- 04- 0
3- 0
0- 0
1- 00- 0
0- 0
0- 0
0- 00- 0
0- 0
0- 0
0- 00- 0
0- 0
0- 0
0- 0CONFERENCE
HOME
AWAY
NEUTRAL0- 0
0- 0
0- 0
0- 00- 0
0- 0
0- 0
0- 00- 0
0- 0
0- 0
0- 0

RPI 1-25

RPI 26-50

RPI 51-100

RPI 101+

Team's RPI: 107

RPI S Opponent Score

RPI S Opponent Score

RPI S Opponent Score
51 A Maryland 54 67RPI S Opponent Score
126 N Idaho St. 74 51
135 A Houston 89 95
187 H Georgia 63 53
200 N George Washington 70 55
206 H Appalachian St. 71 53
319 H Western Caro. 84 49

LAST 12 Division I GAMES:

51 A Maryland 54 67
126 N Idaho St. 74 51200 N George Washington 70 55
187 H Georgia 63 53
319 H Western Caro. 84 49
206 H Appalachian St. 71 53
135 A Houston 89 95

Non-Div I Games:

Georgia Tech

Average RPI Win: 187

Average RPI Loss: 1

WON-LOST
RECORDWINNING
PCT. RANKLAST 10
GAMESSTRENGTH OF
SCHEDULEOPP. STRENGTH
OF SCHEDULETEAM
RPIADJ.
RPICONF.
RPIADJ CONF.
RPIDIV. I ONLY
DIV. I NON-CONF.7- 1
7- 130
301- 0
1- 0285
2855
585
8585
856
66
6

TOTALS

RPI 1-25

RPI 26-50

W-L RECORDS

RPI 51-100

RPI 101-150

RPI 150+

7- 1 0- 1
3- 0 0- 0
2- 0 0- 0
2- 1 0- 10- 0
0- 0
0- 0
0- 0OVERALL
HOME
AWAY
NEUTRAL0- 0
0- 0
0- 0
0- 01- 0
1- 0
0- 0
0- 06- 0
2- 0
2- 0
2- 07- 1 0- 1
3- 0 0- 0
2- 0 0- 0
2- 1 0- 10- 0
0- 0
0- 0
0- 0NON-CONFERENCE
HOME
AWAY
NEUTRAL0- 0
0- 0
0- 0
0- 01- 0
1- 0
0- 0
0- 06- 0
2- 0
2- 0
2- 00- 0 0- 0
0- 0 0- 0
0- 0 0- 0
0- 0 0- 00- 0
0- 0
0- 0
0- 0CONFERENCE
HOME
AWAY
NEUTRAL0- 0
0- 0
0- 0
0- 00- 0
0- 0
0- 0
0- 00- 0
0- 0
0- 0
0- 0

RPI 1-25

RPI 26-50

RPI 51-100 Team's RPI: 85

RPI 101+

RPI S Opponent Score
1 N Notre Dame 65 81

RPI S Opponent Score

RPI S Opponent Score

RPI S Opponent Score
126 H Idaho St. 70 51
152 N Rutgers 57 40
154 H Montana 76 52
179 H Colorado St. 50 39
214 N Western Ky. 76 55
215 A UNLV 70 59
272 A Eastern Wash. 63 51

LAST 12 Division I GAMES:

152 N Rutgers 57 40
179 H Colorado St. 50 39
1 N Notre Dame 65 81
215 A UNLV 70 59
126 H Idaho St. 70 51
272 A Eastern Wash. 63 51214 N Western Ky. 76 55
154 H Montana 76 52G
o
n
z
a
g
aG
o
n
z
a
g
a

Non-Div I Games:

Gonzaga

Average RPI	Win: 335	WON-LOST	WINNING	LAST 10	STRENGTH OF	OPP. STRENGTH	TEAM	ADJ.	CONF.	ADJ CONF.
Average RPI	Loss: 123	RECORD	PCT. RANK	GAMES	SCHEDULE	OF SCHEDULE	RPI	RPI	RPI	RPI
DIV. I ONLY	1- 4	275	0- 1	135	202	255	255	26	26	
DIV. I NON-CONF.	1- 4	275	0- 1	135	202	255	255	26	26	

TOTALS	RPI 1-25	RPI 26-50	W-L RECORDS	RPI 51-100	RPI 101-150	RPI 150+				
1- 4	0- 2	0- 0	OVERALL	0- 0	0- 0	1- 2				
1- 0	0- 0	0- 0	HOME	0- 0	0- 0	1- 0				
0- 4	0- 2	0- 0	AWAY	0- 0	0- 0	0- 2				
0- 0	0- 0	0- 0	NEUTRAL	0- 0	0- 0	0- 0				
1- 4	0- 2	0- 0	NON-CONFERENCE	0- 0	0- 0	1- 2				
1- 0	0- 0	0- 0	HOME	0- 0	0- 0	1- 0				
0- 4	0- 2	0- 0	AWAY	0- 0	0- 0	0- 2				
0- 0	0- 0	0- 0	NEUTRAL	0- 0	0- 0	0- 0				
0- 0	0- 0	0- 0	CONFERENCE	0- 0	0- 0	0- 0				
0- 0	0- 0	0- 0	HOME	0- 0	0- 0	0- 0				
0- 0	0- 0	0- 0	AWAY	0- 0	0- 0	0- 0				
0- 0	0- 0	0- 0	NEUTRAL	0- 0	0- 0	0- 0				

RPI 1-25				RPI 26-50				RPI 51-100				RPI 101+ Team's RPI: 255			
RPI	S	Opponent	Score	RPI	S	Opponent	Score	RPI	S	Opponent	Score	RPI	S	Opponent	Score
13	A	Auburn	48 97									204	A	UT Arlington	54 78
18	A	Alabama	55 73									258	A	Southern Miss.	47 68
												335	H	McNeese	75 51
LAST 12 Division I GAMES:															
								18	A	Alabama	55 73				
								204	A	UT Arlington	54 78				
								258	A	Southern Miss.	47 68				
								335	H	McNeese	75 51				
								13	A	Auburn	48 97				

Non-Div I Games:

Grambling

Grand Canyon

Through Games Of Nov. 29, 2018

Average RPI	Win: 332	WON-LOST	WINNING	LAST 10	STRENGTH OF	OPP. STRENGTH	TEAM	ADJ.	CONF.	ADJ CONF.
Average RPI	Loss: 123	RECORD	PCT. RANK	GAMES	SCHEDULE	OF SCHEDULE	RPI	RPI	RPI	RPI
DIV. I ONLY	2- 3	202	1- 0	268	275	296	296	30	30	
DIV. I NON-CONF.	2- 3	202	1- 0	268	275	296	296	30	30	

TOTALS	RPI 1-25	RPI 26-50	W-L RECORDS	RPI 51-100	RPI 101-150	RPI 150+				
2- 3	0- 0	0- 0	OVERALL	0- 1	0- 1	2- 1				
2- 1	0- 0	0- 0	HOME	0- 1	0- 0	2- 0				
0- 2	0- 0	0- 0	AWAY	0- 0	0- 1	0- 1				
0- 0	0- 0	0- 0	NEUTRAL	0- 0	0- 0	0- 0				
2- 3	0- 0	0- 0	NON-CONFERENCE	0- 1	0- 1	2- 1				
2- 1	0- 0	0- 0	HOME	0- 1	0- 0	2- 0				
0- 2	0- 0	0- 0	AWAY	0- 0	0- 1	0- 1				
0- 0	0- 0	0- 0	NEUTRAL	0- 0	0- 0	0- 0				
0- 0	0- 0	0- 0	CONFERENCE	0- 0	0- 0	0- 0				
0- 0	0- 0	0- 0	HOME	0- 0	0- 0	0- 0				
0- 0	0- 0	0- 0	AWAY	0- 0	0- 0	0- 0				
0- 0	0- 0	0- 0	NEUTRAL	0- 0	0- 0	0- 0				

RPI 1-25				RPI 26-50				RPI 51-100				RPI 101+				Team's RPI: 296
RPI	S	Opponent	Score	RPI	S	Opponent	Score	RPI	S	Opponent	Score	RPI	S	Opponent	Score	
								70	H	Indiana St.	81 88	142	A	East Carolina	47 59	
												157	A	UNCW	55 77	
												316	H	Incarnate Word	74 63	
												347	H	LIU Brooklyn	65 62	
LAST 12 Division I GAMES:																
				347	H	LIU Brooklyn	65 62									
				70	H	Indiana St.	81 88									
				157	A	UNCW	55 77									
				142	A	East Carolina	47 59									
				316	H	Incarnate Word	74 63									

Non-Div I Games:

Grand Canyon

■ Loss,
 ■ Non-Conf,
 ■ S Site,
 ■ H Home
 ■ A Away
 N Neutral

Average RPI Win:	115	WON-LOST	WINNING	LAST 10	STRENGTH OF	OPP. STRENGTH	TEAM	ADJ.	CONF.	ADJ CONF.
Average RPI Loss:	60	RECORD	PCT. RANK	GAMES	SCHEDULE	OF SCHEDULE	RPI	RPI	RPI	RPI
DIV. I ONLY	3- 3	158	0- 1	48	42	58	58	13	13	
DIV. I NON-CONF.	3- 3	158	0- 1	48	42	58	58	13	13	

TOTALS	RPI 1-25	RPI 26-50	W-L RECORDS	RPI 51-100	RPI 101-150	RPI 150+				
3- 3	0- 1	0- 0	OVERALL	1- 2	2- 0	0- 0				
2- 1	0- 0	0- 0	HOME	0- 1	2- 0	0- 0				
1- 2	0- 1	0- 0	AWAY	1- 1	0- 0	0- 0				
0- 0	0- 0	0- 0	NEUTRAL	0- 0	0- 0	0- 0				
3- 3	0- 1	0- 0	NON-CONFERENCE	1- 2	2- 0	0- 0				
2- 1	0- 0	0- 0	HOME	0- 1	2- 0	0- 0				
1- 2	0- 1	0- 0	AWAY	1- 1	0- 0	0- 0				
0- 0	0- 0	0- 0	NEUTRAL	0- 0	0- 0	0- 0				
0- 0	0- 0	0- 0	CONFERENCE	0- 0	0- 0	0- 0				
0- 0	0- 0	0- 0	HOME	0- 0	0- 0	0- 0				
0- 0	0- 0	0- 0	AWAY	0- 0	0- 0	0- 0				
0- 0	0- 0	0- 0	NEUTRAL	0- 0	0- 0	0- 0				

RPI 1-25				RPI 26-50				RPI 51-100 Team's RPI: 58				RPI 101+			
RPI	S	Opponent	Score	RPI	S	Opponent	Score	RPI	S	Opponent	Score	RPI	S	Opponent	Score
20	A	South Dakota St.	47 77					79	H	Northwestern	55 57	119	H	Maine	70 39
								81	A	Missouri	56 49	146	H	Dayton	51 35
								82	A	DePaul	64 73				
LAST 12 Division I GAMES:															
20	A	South Dakota St.	47 77	146	H	Dayton	51 35								
				119	H	Maine	70 39								
				81	A	Missouri	56 49								
				82	A	DePaul	64 73								
				79	H	Northwestern	55 57								

Non-Div I Games:

Green Bay

Average RPI Win: 186

Average RPI Loss: 71

WON-LOST
RECORDWINNING
PCT. RANKLAST 10
GAMESSTRENGTH OF
SCHEDULEOPP. STRENGTH
OF SCHEDULETEAM
RPIADJ.
RPICONF.
RPIADJ CONF.
RPIDIV. I ONLY
DIV. I NON-CONF.3- 1
3- 173
731- 0
1- 0208
20855
55131
131131
13129
2929
29

TOTALS

RPI 1-25

RPI 26-50

W-L RECORDS

RPI 51-100

RPI 101-150

RPI 150+

3- 1

0- 0

0- 0

OVERALL

0- 1

1- 0

2- 0

2- 1

0- 0

0- 0

HOME

0- 1

1- 0

1- 0

1- 0

0- 0

0- 0

AWAY

0- 0

0- 0

1- 0

0- 0

0- 0

0- 0

NEUTRAL

0- 0

0- 0

0- 0

3- 1

0- 0

0- 0

NON-CONFERENCE

0- 1

1- 0

2- 0

2- 1

0- 0

0- 0

HOME

0- 1

1- 0

1- 0

1- 0

0- 0

0- 0

AWAY

0- 0

0- 0

1- 0

0- 0

0- 0

0- 0

NEUTRAL

0- 0

0- 0

0- 0

0- 0

0- 0

0- 0

CONFERENCE

0- 0

0- 0

0- 0

0- 0

0- 0

0- 0

HOME

0- 0

0- 0

0- 0

0- 0

0- 0

0- 0

AWAY

0- 0

0- 0

0- 0

0- 0

0- 0

0- 0

NEUTRAL

0- 0

0- 0

0- 0

RPI 1-25

RPI 26-50

RPI 51-100

RPI 101+

Team's RPI: 131

RPI S Opponent Score

RPI S Opponent Score

RPI S Opponent Score

RPI S Opponent Score

71 H Chattanooga 50 58

128 H James Madison 72 65

182 H Samford 64 57

249 A Fla. Atlantic 72 68

LAST 12 Division I GAMES:

128	H	James Madison	72	65	182	H	Samford	64	57
71	H	Chattanooga	50	58					
249	A	Fla. Atlantic	72	68					

Hampton

Average RPI Win: 226

Average RPI Loss: 103

WON-LOST
RECORDWINNING
PCT. RANKLAST 10
GAMESSTRENGTH OF
SCHEDULEOPP. STRENGTH
OF SCHEDULETEAM
RPIADJ.
RPICONF.
RPIADJ CONF.
RPIDIV. I ONLY
DIV. I NON-CONF.2- 5
2- 5249
2490- 1
0- 188
88189
189202
202202
20225
2525
25

TOTALS

RPI 1-25

RPI 26-50

W-L RECORDS

RPI 51-100

RPI 101-150

RPI 150+

2- 5 0- 1
2- 0 0- 0
0- 3 0- 0
0- 2 0- 10- 1
0- 0
0- 1
0- 0OVERALL
HOME
AWAY
NEUTRAL0- 1
0- 0
0- 1
0- 01- 1
1- 0
0- 1
0- 01- 1
1- 0
0- 0
0- 12- 5 0- 1
2- 0 0- 0
0- 3 0- 0
0- 2 0- 10- 1
0- 0
0- 1
0- 0NON-CONFERENCE
HOME
AWAY
NEUTRAL0- 1
0- 0
0- 1
0- 01- 1
1- 0
0- 1
0- 01- 1
1- 0
0- 0
0- 10- 0 0- 0
0- 0 0- 0
0- 0 0- 0
0- 0 0- 00- 0
0- 0
0- 0
0- 0CONFERENCE
HOME
AWAY
NEUTRAL0- 0
0- 0
0- 0
0- 00- 0
0- 0
0- 0
0- 00- 0
0- 0
0- 0
0- 0

RPI 1-25

RPI 26-50

RPI 51-100

RPI 101+

Team's RPI: 202

RPI S Opponent Score
7 N Louisville 69 86RPI S Opponent Score
27 A Miami (FL) 62 75RPI S Opponent Score
96 A New Mexico 65 72RPI S Opponent Score
109 H Harvard 73 60
121 A Villanova 41 59
262 N Southern Ill. 50 72
342 H Morgan St. 80 59

LAST 12 Division I GAMES:

96 A New Mexico 65 72
27 A Miami (FL) 62 75
7 N Louisville 69 86262 N Southern Ill. 50 72
109 H Harvard 73 60
342 H Morgan St. 80 59
121 A Villanova 41 59

Hartford

Average RPI	Win:	248	WON-LOST	WINNING	LAST 10	STRENGTH OF	OPP. STRENGTH	TEAM	ADJ.	CONF.	ADJ CONF.
Average RPI	Loss:	93	RECORD	PCT. RANK	GAMES	SCHEDULE	OF SCHEDULE	RPI	RPI	RPI	RPI
DIV. I ONLY		4- 3		143	1- 0	190	77	109	109	23	23
DIV. I NON-CONF.		4- 3		143	1- 0	190	77	109	109	23	23

TOTALS	RPI 1-25		RPI 26-50		W-L RECORDS	RPI 51-100		RPI 101-150		RPI 150+	
4- 3	0- 1		0- 0		OVERALL	0- 1		0- 0		4- 1	
1- 0	0- 0		0- 0		HOME	0- 0		0- 0		1- 0	
2- 3	0- 1		0- 0		AWAY	0- 1		0- 0		2- 1	
1- 0	0- 0		0- 0		NEUTRAL	0- 0		0- 0		1- 0	
4- 3	0- 1		0- 0		NON-CONFERENCE	0- 1		0- 0		4- 1	
1- 0	0- 0		0- 0		HOME	0- 0		0- 0		1- 0	
2- 3	0- 1		0- 0		AWAY	0- 1		0- 0		2- 1	
1- 0	0- 0		0- 0		NEUTRAL	0- 0		0- 0		1- 0	
0- 0	0- 0		0- 0		CONFERENCE	0- 0		0- 0		0- 0	
0- 0	0- 0		0- 0		HOME	0- 0		0- 0		0- 0	
0- 0	0- 0		0- 0		AWAY	0- 0		0- 0		0- 0	
0- 0	0- 0		0- 0		NEUTRAL	0- 0		0- 0		0- 0	

RPI 1-25				RPI 26-50				RPI 51-100				RPI 101+ Team's RPI: 109			
RPI	S	Opponent	Score	RPI	S	Opponent	Score	RPI	S	Opponent	Score	RPI	S	Opponent	Score
1	A	Notre Dame	58 103					77	A	Purdue	65 66	189	A	CSUN	75 55
												202	A	Hartford	60 73
												210	A	Siena	73 54
												267	N	Jacksonville St.	69 62
												326	H	La Salle	88 43

LAST 12 Division I GAMES:															
202	A	Hartford	60 73	189	A	CSUN	75 55								
210	A	Siena	73 54	267	N	Jacksonville St.	69 62								
326	H	La Salle	88 43												
77	A	Purdue	65 66												
1	A	Notre Dame	58 103												

Non-Div I Games:

Harvard

Average RPI Win: 277

Average RPI Loss: 99

WON-LOST
RECORDWINNING
PCT. RANKLAST 10
GAMESSTRENGTH OF
SCHEDULEOPP. STRENGTH
OF SCHEDULETEAM
RPIADJ.
RPICONF.
RPIADJ CONF.
RPIDIV. I ONLY
DIV. I NON-CONF.1- 7
1- 7313
3130- 1
0- 1109
109104
104265
265265
26519
1919
19

TOTALS

RPI 1-25

RPI 26-50

W-L RECORDS

RPI 51-100

RPI 101-150

RPI 150+

1- 7

0- 2

0- 0

OVERALL

0- 3

0- 0

1- 2

1- 5

0- 2

0- 0

HOME

0- 3

0- 0

1- 0

0- 2

0- 0

0- 0

AWAY

0- 0

0- 0

0- 2

0- 0

0- 0

0- 0

NEUTRAL

0- 0

0- 0

0- 0

1- 7

0- 2

0- 0

NON-CONFERENCE

0- 3

0- 0

1- 2

1- 5

0- 2

0- 0

HOME

0- 3

0- 0

1- 0

0- 2

0- 0

0- 0

AWAY

0- 0

0- 0

0- 2

0- 0

0- 0

0- 0

NEUTRAL

0- 0

0- 0

0- 0

0- 0

0- 0

0- 0

CONFERENCE

0- 0

0- 0

0- 0

0- 0

0- 0

0- 0

HOME

0- 0

0- 0

0- 0

0- 0

0- 0

0- 0

AWAY

0- 0

0- 0

0- 0

0- 0

0- 0

0- 0

NEUTRAL

0- 0

0- 0

0- 0

RPI 1-25

RPI 26-50

RPI 51-100

RPI 101+

Team's RPI: 265

RPI	S	Opponent	Score
19	H	Stanford	59 81
23	H	Pepperdine	64 65

RPI	S	Opponent	Score
-----	---	----------	-------

RPI	S	Opponent	Score
76	H	American	57 69
94	H	FGCU	67 73
95	H	Portland	65 72

RPI	S	Opponent	Score
167	A	San Diego	50 58
220	A	San Diego St.	57 58
277	H	Seattle U	67 51

LAST 12 Division I GAMES:

19	H	Stanford	59	81	94	H	FGCU	67	73
23	H	Pepperdine	64	65	76	H	American	57	69
					277	H	Seattle U	67	51
					95	H	Portland	65	72
					167	A	San Diego	50	58
					220	A	San Diego St.	57	58

Non-Div I Games:

Hawai i

Loss,
 Non-Conf, S Site,
 H Home
A Away
 N Neutral

Average RPI Win:	350	WON-LOST	WINNING	LAST 10	STRENGTH OF	OPP. STRENGTH	TEAM	ADJ.	CONF.	ADJ CONF.
Average RPI Loss:	142	RECORD	PCT. RANK	GAMES	SCHEDULE	OF SCHEDULE	RPI	RPI	RPI	RPI
DIV. I ONLY	1- 3	264	0- 0	127	349	275	275	29	29	
DIV. I NON-CONF.	1- 3	264	0- 0	127	349	275	275	29	29	

TOTALS	RPI 1-25	RPI 26-50	W-L RECORDS	RPI 51-100	RPI 101-150	RPI 150+				
1- 3	0- 1	0- 0	OVERALL	0- 0	0- 0	1- 2				
1- 0	0- 0	0- 0	HOME	0- 0	0- 0	1- 0				
0- 3	0- 1	0- 0	AWAY	0- 0	0- 0	0- 2				
0- 0	0- 0	0- 0	NEUTRAL	0- 0	0- 0	0- 0				
1- 3	0- 1	0- 0	NON-CONFERENCE	0- 0	0- 0	1- 2				
1- 0	0- 0	0- 0	HOME	0- 0	0- 0	1- 0				
0- 3	0- 1	0- 0	AWAY	0- 0	0- 0	0- 2				
0- 0	0- 0	0- 0	NEUTRAL	0- 0	0- 0	0- 0				
0- 0	0- 0	0- 0	CONFERENCE	0- 0	0- 0	0- 0				
0- 0	0- 0	0- 0	HOME	0- 0	0- 0	0- 0				
0- 0	0- 0	0- 0	AWAY	0- 0	0- 0	0- 0				
0- 0	0- 0	0- 0	NEUTRAL	0- 0	0- 0	0- 0				

RPI 1-25				RPI 26-50				RPI 51-100				RPI 101+ Team's RPI: 275			
RPI	S	Opponent	Score	RPI	S	Opponent	Score	RPI	S	Opponent	Score	RPI	S	Opponent	Score
21	A	Kentucky	49 71									162	A	Miami (OH)	55 68
												242	A	Davidson	62 71
												350	H	N.C. Central	80 69
LAST 12 Division I GAMES:															
				242	A	Davidson	62 71								
				162	A	Miami (OH)	55 68								
				21	A	Kentucky	49 71								
				350	H	N.C. Central	80 69								

Non-Div I Games: Greensboro 102 50 Mars Hill 86 36

High Point

Average RPI	Win: 268	WON-LOST	WINNING	LAST 10	STRENGTH OF	OPP. STRENGTH	TEAM	ADJ.	CONF.	ADJ CONF.
Average RPI	Loss: 141	RECORD	PCT. RANK	GAMES	SCHEDULE	OF SCHEDULE	RPI	RPI	RPI	RPI
DIV. I ONLY	4- 2	96	1- 0	153	262	136	136	21	21	
DIV. I NON-CONF.	4- 2	96	1- 0	153	262	136	136	21	21	

TOTALS	RPI 1-25	RPI 26-50	W-L RECORDS	RPI 51-100	RPI 101-150	RPI 150+				
4- 2	0- 0	0- 0	OVERALL	0- 1	1- 0	3- 1				
2- 1	0- 0	0- 0	HOME	0- 0	1- 0	1- 1				
2- 1	0- 0	0- 0	AWAY	0- 1	0- 0	2- 0				
0- 0	0- 0	0- 0	NEUTRAL	0- 0	0- 0	0- 0				
4- 2	0- 0	0- 0	NON-CONFERENCE	0- 1	1- 0	3- 1				
2- 1	0- 0	0- 0	HOME	0- 0	1- 0	1- 1				
2- 1	0- 0	0- 0	AWAY	0- 1	0- 0	2- 0				
0- 0	0- 0	0- 0	NEUTRAL	0- 0	0- 0	0- 0				
0- 0	0- 0	0- 0	CONFERENCE	0- 0	0- 0	0- 0				
0- 0	0- 0	0- 0	HOME	0- 0	0- 0	0- 0				
0- 0	0- 0	0- 0	AWAY	0- 0	0- 0	0- 0				
0- 0	0- 0	0- 0	NEUTRAL	0- 0	0- 0	0- 0				

RPI 1-25				RPI 26-50				RPI 51-100				RPI 101+ Team's RPI: 136			
RPI	S	Opponent	Score	RPI	S	Opponent	Score	RPI	S	Opponent	Score	RPI	S	Opponent	Score
								59	A	Boston College	63 89	150	H	Rhode Island	73 65
												222	H	Brown	85 89
												282	H	Rider	71 61
												302	A	Vermont	65 40
												337	A	Albany (NY)	56 50

LAST 12 Division I GAMES:															
302	A	Vermont	65 40	282	H	Rider	71 61								
337	A	Albany (NY)	56 50												
150	H	Rhode Island	73 65												
222	H	Brown	85 89												
59	A	Boston College	63 89												

Non-Div I Games:

Holy Cross

H
o
u
s
t
o
n

Houston					Through Games Of Nov. 29, 2018											
Average RPI	Win:	246	WON-LOST	WINNING	LAST 10	STRENGTH OF	OPP. STRENGTH	TEAM	ADJ.	CONF.	ADJ CONF.					
Average RPI	Loss:	84	RECORD	PCT. RANK	GAMES	SCHEDULE	OF SCHEDULE	RPI	RPI	RPI	RPI					
DIV. I ONLY			3- 5	214	0- 1	75	157	135	135	8	8					
DIV. I NON-CONF.			3- 5	214	0- 1	75	157	135	135	8	8					

TOTALS		RPI 1-25	RPI 26-50		W-L RECORDS		RPI 51-100		RPI 101-150		RPI 150+					
3- 5		0- 1	0- 0		OVERALL		0- 3		1- 0		2- 1					
1- 2		0- 0	0- 0		HOME		0- 2		1- 0		0- 0					
2- 3		0- 1	0- 0		AWAY		0- 1		0- 0		2- 1					
0- 0		0- 0	0- 0		NEUTRAL		0- 0		0- 0		0- 0					
3- 5		0- 1	0- 0		NON-CONFERENCE		0- 3		1- 0		2- 1					
1- 2		0- 0	0- 0		HOME		0- 2		1- 0		0- 0					
2- 3		0- 1	0- 0		AWAY		0- 1		0- 0		2- 1					
0- 0		0- 0	0- 0		NEUTRAL		0- 0		0- 0		0- 0					
0- 0		0- 0	0- 0		CONFERENCE		0- 0		0- 0		0- 0					
0- 0		0- 0	0- 0		HOME		0- 0		0- 0		0- 0					
0- 0		0- 0	0- 0		AWAY		0- 0		0- 0		0- 0					
0- 0		0- 0	0- 0		NEUTRAL		0- 0		0- 0		0- 0					

RPI 1-25				RPI 26-50				RPI 51-100				RPI 101+ Team's RPI: 135				
RPI	S	Opponent	Score		RPI	S	Opponent	Score		RPI	S	Opponent	Score			
2	A	Cal i forni a	79	80						59	H	Boston Col lege	57	64		
										94	A	FGCU	71	76		
										96	H	New Mexi co	84	89		
												107	H	Georgi a Tech	95	89
												170	A	Loui si ana Tech	88	100
												315	A	Col umbi a	83	72
												316	A	Incarnate Word	79	60

LAST 12 Division I GAMES:																
170	A	Loui si ana Tech	88	100	94	A	FGCU	71	76							
107	H	Georgi a Tech	95	89	96	H	New Mexi co	84	89							
2	A	Cal i forni a	79	80	315	A	Col umbi a	83	72							
					59	H	Boston Col lege	57	64							
					316	A	Incarnate Word	79	60							

H
o
u
s
t
o
n

Non-Div I Games:

Houston

Average RPI Win: 0

Average RPI Loss: 157

WON-LOST
RECORD

WINNING
PCT. RANK

LAST 10
GAMES

STRENGTH OF
SCHEDULE

OPP. STRENGTH
OF SCHEDULE

TEAM
RPI

ADJ.
RPI

CONF.
RPI

ADJ CONF.
RPI

DIV. I ONLY	0- 2	317	0- 0	17	256	198	198	22	22
DIV. I NON-CONF.	0- 2	317	0- 0	17	256	198	198	22	22
TOTALS	RPI 1-25	RPI 26-50	W-L RECORDS	RPI 51-100	RPI 101-150	RPI 150+			
0- 2	0- 0	0- 0	OVERALL	0- 0	0- 0	0- 2			
0- 0	0- 0	0- 0	HOME	0- 0	0- 0	0- 0			
0- 2	0- 0	0- 0	AWAY	0- 0	0- 0	0- 2			
0- 0	0- 0	0- 0	NEUTRAL	0- 0	0- 0	0- 0			
0- 2	0- 0	0- 0	NON-CONFERENCE	0- 0	0- 0	0- 2			
0- 0	0- 0	0- 0	HOME	0- 0	0- 0	0- 0			
0- 2	0- 0	0- 0	AWAY	0- 0	0- 0	0- 2			
0- 0	0- 0	0- 0	NEUTRAL	0- 0	0- 0	0- 0			
0- 0	0- 0	0- 0	CONFERENCE	0- 0	0- 0	0- 0			
0- 0	0- 0	0- 0	HOME	0- 0	0- 0	0- 0			
0- 0	0- 0	0- 0	AWAY	0- 0	0- 0	0- 0			
0- 0	0- 0	0- 0	NEUTRAL	0- 0	0- 0	0- 0			

RPI 1-25				RPI 26-50				RPI 51-100				RPI 101+ Team's RPI: 198			
RPI	S	Opponent	Score	RPI	S	Opponent	Score	RPI	S	Opponent	Score	RPI	S	Opponent	Score
												151	A	Texas Tech	76 82
												163	A	Wi chi ta St.	50 68
LAST 12 Division I GAMES:															
												151	A	Texas Tech	76 82
												163	A	Wi chi ta St.	50 68

Non-Div I Games:

Howard Payne

93 60

Tex. A&M Int'l

81 48

McMurry

92 41

Southwest (NM)

100 57

Houston Baptist

Howard

H
o
w
a
r
d

Howard

Average RPI	Win:	119	WON-LOST	WINNING	LAST 10	STRENGTH OF	OPP. STRENGTH	TEAM	ADJ.	CONF.	ADJ CONF.
Average RPI	Loss:	134	RECORD	PCT. RANK	GAMES	SCHEDULE	OF SCHEDULE	RPI	RPI	RPI	RPI
DIV. I ONLY		4- 1		61	1- 0	64	49	10	10	13	13
DIV. I NON-CONF.		4- 1		61	1- 0	64	49	10	10	13	13

TOTALS	RPI 1-25		RPI 26-50		W-L RECORDS	RPI 51-100		RPI 101-150		RPI 150+	
4- 1	0- 0		1- 0		OVERALL	1- 0		1- 1		1- 0	
1- 0	0- 0		0- 0		HOME	1- 0		0- 0		0- 0	
2- 1	0- 0		0- 0		AWAY	0- 0		1- 1		1- 0	
1- 0	0- 0		1- 0		NEUTRAL	0- 0		0- 0		0- 0	
4- 1	0- 0		1- 0		NON-CONFERENCE	1- 0		1- 1		1- 0	
1- 0	0- 0		0- 0		HOME	1- 0		0- 0		0- 0	
2- 1	0- 0		0- 0		AWAY	0- 0		1- 1		1- 0	
1- 0	0- 0		1- 0		NEUTRAL	0- 0		0- 0		0- 0	
0- 0	0- 0		0- 0		CONFERENCE	0- 0		0- 0		0- 0	
0- 0	0- 0		0- 0		HOME	0- 0		0- 0		0- 0	
0- 0	0- 0		0- 0		AWAY	0- 0		0- 0		0- 0	
0- 0	0- 0		0- 0		NEUTRAL	0- 0		0- 0		0- 0	

RPI 1-25		Team's RPI: 10		RPI 26-50		RPI 51-100		RPI 101+			
RPI	S	Opponent	Score	RPI	S	Opponent	Score	RPI	S	Opponent	Score
				34	N	VCU	63 61	67	H	UT Martin	73 72
								134	A	Wisconsin	64 65
								148	A	Ole Miss	66 58
								228	A	UTSA	58 50

LAST 12 Division I GAMES:											
228	A	UTSA	58 50	34	N	VCU	63 61				
134	A	Wisconsin	64 65								
67	H	UT Martin	73 72								
148	A	Ole Miss	66 58								

Non-Div I Games: Purdue Northwest 101 40

Average RPI Win:	170	WON-LOST	WINNING	LAST 10	STRENGTH OF	OPP. STRENGTH	TEAM	ADJ.	CONF.	ADJ CONF.
Average RPI Loss:	114	RECORD	PCT. RANK	GAMES	SCHEDULE	OF SCHEDULE	RPI	RPI	RPI	RPI
DIV. I ONLY	2- 3	202	0- 1	55	129	102	102	10	10	
DIV. I NON-CONF.	2- 3	202	0- 1	55	129	102	102	10	10	

TOTALS	RPI 1-25	RPI 26-50	W-L RECORDS	RPI 51-100	RPI 101-150	RPI 150+				
2- 3	0- 1	0- 1	OVERALL	0- 0	0- 0	2- 1				
1- 0	0- 0	0- 0	HOME	0- 0	0- 0	1- 0				
1- 2	0- 1	0- 0	AWAY	0- 0	0- 0	1- 1				
0- 1	0- 0	0- 1	NEUTRAL	0- 0	0- 0	0- 0				
2- 3	0- 1	0- 1	NON-CONFERENCE	0- 0	0- 0	2- 1				
1- 0	0- 0	0- 0	HOME	0- 0	0- 0	1- 0				
1- 2	0- 1	0- 0	AWAY	0- 0	0- 0	1- 1				
0- 1	0- 0	0- 1	NEUTRAL	0- 0	0- 0	0- 0				
0- 0	0- 0	0- 0	CONFERENCE	0- 0	0- 0	0- 0				
0- 0	0- 0	0- 0	HOME	0- 0	0- 0	0- 0				
0- 0	0- 0	0- 0	AWAY	0- 0	0- 0	0- 0				
0- 0	0- 0	0- 0	NEUTRAL	0- 0	0- 0	0- 0				

RPI 1-25				RPI 26-50				RPI 51-100				RPI 101+				Team's RPI: 102
RPI	S	Opponent	Score	RPI	S	Opponent	Score	RPI	S	Opponent	Score	RPI	S	Opponent	Score	
19	A	Stanford	71 115	26	N	Boise St.	85 91					151	A	Texas Tech	88 77	
												189	H	CSUN	88 73	
												297	A	Long Beach St.	63 70	
LAST 12 Division I GAMES:																
297	A	Long Beach St.	63 70	151	A	Texas Tech	88 77	19	A	Stanford	71 115	189	H	CSUN	88 73	
26	N	Boise St.	85 91													

Non-Div I Games:

Idaho

Average RPI	Win: 272	WON-LOST	WINNING	LAST 10	STRENGTH OF	OPP. STRENGTH	TEAM	ADJ.	CONF.	ADJ CONF.
Average RPI	Loss: 109	RECORD	PCT. RANK	GAMES	SCHEDULE	OF SCHEDULE	RPI	RPI	RPI	RPI
DIV. I ONLY	2- 4	217	0- 0	53	282	126	126	10	10	
DIV. I NON-CONF.	2- 4	217	0- 0	53	282	126	126	10	10	

TOTALS	RPI 1-25	RPI 26-50	W-L RECORDS	RPI 51-100	RPI 101-150	RPI 150+				
2- 4	0- 0	0- 0	OVERALL	0- 1	0- 3	2- 0				
0- 0	0- 0	0- 0	HOME	0- 0	0- 0	0- 0				
1- 3	0- 0	0- 0	AWAY	0- 1	0- 2	1- 0				
1- 1	0- 0	0- 0	NEUTRAL	0- 0	0- 1	1- 0				
2- 4	0- 0	0- 0	NON-CONFERENCE	0- 1	0- 3	2- 0				
0- 0	0- 0	0- 0	HOME	0- 0	0- 0	0- 0				
1- 3	0- 0	0- 0	AWAY	0- 1	0- 2	1- 0				
1- 1	0- 0	0- 0	NEUTRAL	0- 0	0- 1	1- 0				
0- 0	0- 0	0- 0	CONFERENCE	0- 0	0- 0	0- 0				
0- 0	0- 0	0- 0	HOME	0- 0	0- 0	0- 0				
0- 0	0- 0	0- 0	AWAY	0- 0	0- 0	0- 0				
0- 0	0- 0	0- 0	NEUTRAL	0- 0	0- 0	0- 0				

RPI 1-25				RPI 26-50				RPI 51-100				RPI 101+ Team's RPI: 126					
RPI	S	Opponent	Score	RPI	S	Opponent	Score	RPI	S	Opponent	Score	RPI	S	Opponent	Score		
								85	A	Gonzaga	51	70	106	A	Utah	60	74
													107	N	Georgia Tech	51	74
													139	A	Arizona	46	71
													236	N	Kennesaw St.	60	49
													307	A	California Baptist	72	57
LAST 12 Division I GAMES:																	
								85	A	Gonzaga	51	70	107	N	Georgia Tech	51	74
								139	A	Arizona	46	71	236	N	Kennesaw St.	60	49
								307	A	California Baptist	72	57	106	A	Utah	60	74

Non-Di v I Games: Benedi ct i ne Mesa 88 51

Idaho St.

Average RPI Win:	302	WON-LOST	WINNING	LAST 10	STRENGTH OF	OPP. STRENGTH	TEAM	ADJ.	CONF.	ADJ CONF.
Average RPI Loss:	108	RECORD	PCT. RANK	GAMES	SCHEDULE	OF SCHEDULE	RPI	RPI	RPI	RPI
DIV. I ONLY	4- 2	96	0- 1	311	209	223	223	3	3	
DIV. I NON-CONF.	4- 2	96	0- 1	311	209	223	223	3	3	
TOTALS	RPI 1-25	RPI 26-50	W-L RECORDS	RPI 51-100	RPI 101-150	RPI 150+				
4- 2	0- 0	0- 0	OVERALL	0- 1	0- 1	4- 0				
3- 0	0- 0	0- 0	HOME	0- 0	0- 0	3- 0				
1- 1	0- 0	0- 0	AWAY	0- 1	0- 0	1- 0				
0- 1	0- 0	0- 0	NEUTRAL	0- 0	0- 1	0- 0				
4- 2	0- 0	0- 0	NON-CONFERENCE	0- 1	0- 1	4- 0				
3- 0	0- 0	0- 0	HOME	0- 0	0- 0	3- 0				
1- 1	0- 0	0- 0	AWAY	0- 1	0- 0	1- 0				
0- 1	0- 0	0- 0	NEUTRAL	0- 0	0- 1	0- 0				
0- 0	0- 0	0- 0	CONFERENCE	0- 0	0- 0	0- 0				
0- 0	0- 0	0- 0	HOME	0- 0	0- 0	0- 0				
0- 0	0- 0	0- 0	AWAY	0- 0	0- 0	0- 0				
0- 0	0- 0	0- 0	NEUTRAL	0- 0	0- 0	0- 0				

RPI S Opponent	RPI S Opponent	RPI S Opponent	RPI S Opponent	Team's RPI: 223
RPI 1-25	RPI 26-50	RPI 51-100	RPI 101+	Score
89 A Cl emson	67 69	67 69	127 N Sacramento St.	107 109
127 N Sacramento St.	107 109	301 H Val parai so	291 H Al abama A&M	88 60
299 A Cal Poly	74 51	291 H Al abama A&M	299 A Cal Poly	74 51
		315 H Col umbi a	301 H Val parai so	73 54
			315 H Col umbi a	76 69
LAST 12 Division I GAMES:				
89 A Cl emson	67 69	315 H Col umbi a	76 69	
127 N Sacramento St.	107 109	301 H Val parai so	73 54	
299 A Cal Poly	74 51	291 H Al abama A&M	88 60	

Non-Div I Games:

Average RPI Win:	228	WON-LOST	WINNING	LAST 10	STRENGTH OF	OPP. STRENGTH	TEAM	ADJ.	CONF.	ADJ CONF.
Average RPI Loss:	171	RECORD	PCT. RANK	GAMES	SCHEDULE	OF SCHEDULE	RPI	RPI	RPI	RPI

DIV. I ONLY	2- 4	217	1- 0	181	254	248	248	15	15
DIV. I NON-CONF.	2- 4	217	1- 0	181	254	248	248	15	15
TOTALS	RPI 1-25	RPI 26-50	W-L RECORDS	RPI 51-100	RPI 101-150	RPI 150+			
2- 4	0- 0	0- 0	OVERALL	0- 1	0- 0	2- 3			
2- 0	0- 0	0- 0	HOME	0- 0	0- 0	2- 0			
0- 4	0- 0	0- 0	AWAY	0- 1	0- 0	0- 3			
0- 0	0- 0	0- 0	NEUTRAL	0- 0	0- 0	0- 0			
2- 4	0- 0	0- 0	NON-CONFERENCE	0- 1	0- 0	2- 3			
2- 0	0- 0	0- 0	HOME	0- 0	0- 0	2- 0			
0- 4	0- 0	0- 0	AWAY	0- 1	0- 0	0- 3			
0- 0	0- 0	0- 0	NEUTRAL	0- 0	0- 0	0- 0			
0- 0	0- 0	0- 0	CONFERENCE	0- 0	0- 0	0- 0			
0- 0	0- 0	0- 0	HOME	0- 0	0- 0	0- 0			
0- 0	0- 0	0- 0	AWAY	0- 0	0- 0	0- 0			
0- 0	0- 0	0- 0	NEUTRAL	0- 0	0- 0	0- 0			

RPI 1-25				RPI 26-50				RPI 51-100				RPI 101+ Team's RPI: 248					
RPI	S	Opponent	Score	RPI	S	Opponent	Score	RPI	S	Opponent	Score	RPI	S	Opponent	Score		
								64	A	Butler	56	58	160	A	Eastern Mich.	41	50
													168	H	North Dakota	67	55
													175	A	SIUE	61	68
													286	A	Cleveland St.	63	67
													288	H	Oakland	62	56
LAST 12 Division I GAMES:																	
				160	A	Eastern Mich.	41	50	288	H	Oakland	62	56				
				168	H	North Dakota	67	55	64	A	Butler	56	58				
				175	A	SIUE	61	68	286	A	Cleveland St.	63	67				

Non-Div I Games:

Illinois St.

Average RPI	Win: 0	WON-LOST	WINNING	LAST 10	STRENGTH OF	OPP. STRENGTH	TEAM	ADJ.	CONF.	ADJ CONF.
Average RPI	Loss: 164	RECORD	PCT. RANK	GAMES	SCHEDULE	OF SCHEDULE	RPI	RPI	RPI	RPI
DIV. I ONLY	0- 7	317	0- 1	186	185	316	316	22	22	
DIV. I NON-CONF.	0- 7	317	0- 1	186	185	316	316	22	22	

TOTALS	RPI 1-25	RPI 26-50	W-L RECORDS	RPI 51-100	RPI 101-150	RPI 150+				
0- 7	0- 0	0- 1	OVERALL	0- 1	0- 2	0- 3				
0- 2	0- 0	0- 0	HOME	0- 0	0- 1	0- 1				
0- 5	0- 0	0- 1	AWAY	0- 1	0- 1	0- 2				
0- 0	0- 0	0- 0	NEUTRAL	0- 0	0- 0	0- 0				
0- 7	0- 0	0- 1	NON-CONFERENCE	0- 1	0- 2	0- 3				
0- 2	0- 0	0- 0	HOME	0- 0	0- 1	0- 1				
0- 5	0- 0	0- 1	AWAY	0- 1	0- 1	0- 2				
0- 0	0- 0	0- 0	NEUTRAL	0- 0	0- 0	0- 0				
0- 0	0- 0	0- 0	CONFERENCE	0- 0	0- 0	0- 0				
0- 0	0- 0	0- 0	HOME	0- 0	0- 0	0- 0				
0- 0	0- 0	0- 0	AWAY	0- 0	0- 0	0- 0				
0- 0	0- 0	0- 0	NEUTRAL	0- 0	0- 0	0- 0				

RPI 1-25				RPI 26-50				RPI 51-100				RPI 101+ Team's RPI : 316			
RPI	S	Opponent	Score	RPI	S	Opponent	Score	RPI	S	Opponent	Score	RPI	S	Opponent	Score
				32	A	South Dakota	43 96	62	A	Ari zona St.	43 81	135	H	Houston	60 79
												139	A	Arizona	42 84
												220	A	San Diego St.	38 81
												264	H	Weber St.	64 72
												296	A	Grand Canyon	63 74
LAST 12 Division I GAMES:															
				139	A	Arizona	42 84	135	H	Houston	60 79	32	A	South Dakota	43 96
				264	H	Weber St.	64 72	296	A	Grand Canyon	63 74	62	A	Ari zona St.	43 81
				220	A	San Diego St.	38 81								

Non-Div I Games:

Incarnate Word

Indiana

I
n
d
i
a
n
a

I ndi ana

Average RPI	Win:	257	WON-LOST	WINNING	LAST 10	STRENGTH OF	OPP. STRENGTH	TEAM	ADJ.	CONF.	ADJ CONF.
Average RPI	Loss:	49	RECORD	PCT. RANK	GAMES	SCHEDULE	OF SCHEDULE	RPI	RPI	RPI	RPI
DIV. I ONLY		4- 1		61	1- 0	148	232	70	70	15	15
DIV. I NON-CONF.		4- 1		61	1- 0	148	232	70	70	15	15
<hr/>											
TOTALS	RPI 1-25		RPI 26-50		W-L RECORDS	RPI 51-100		RPI 101-150		RPI 150+	
4- 1	0- 0		0- 1		OVERALL	0- 0		0- 0		4- 0	
0- 0	0- 0		0- 0		HOME	0- 0		0- 0		0- 0	
4- 0	0- 0		0- 0		AWAY	0- 0		0- 0		4- 0	
0- 1	0- 0		0- 1		NEUTRAL	0- 0		0- 0		0- 0	
4- 1	0- 0		0- 1		NON-CONFERENCE	0- 0		0- 0		4- 0	
0- 0	0- 0		0- 0		HOME	0- 0		0- 0		0- 0	
4- 0	0- 0		0- 0		AWAY	0- 0		0- 0		4- 0	
0- 1	0- 0		0- 1		NEUTRAL	0- 0		0- 0		0- 0	
0- 0	0- 0		0- 0		CONFERENCE	0- 0		0- 0		0- 0	
0- 0	0- 0		0- 0		HOME	0- 0		0- 0		0- 0	
0- 0	0- 0		0- 0		AWAY	0- 0		0- 0		0- 0	
0- 0	0- 0		0- 0		NEUTRAL	0- 0		0- 0		0- 0	

RPI	S	Opponent	Score	RPI	S	Opponent	Score	RPI	S	Opponent	Score	RPI	S	Opponent	Score
				49	N	UC Irvine	61 77					191	A	Southeast Mo. St.	62 51
												217	A	Saint Louis	60 56
												296	A	Grand Canyon	88 81
												322	A	Marshall	62 53
<hr/>															
LAST 12 Division I GAMES:															
				191	A	Southeast Mo. St.	62 51	296	A	Grand Canyon	88 81				
				49	N	UC Irvine	61 77	217	A	Saint Louis	60 56				
								322	A	Marshall	62 53				

Non-Div I Games:

Indiana St.

Average RPI Win: 200		WON-LOST	WINNING	LAST 10	STRENGTH OF	OPP. STRENGTH	TEAM	ADJ.	CONF.	ADJ CONF.
Average RPI Loss: 124		RECORD	PCT. RANK	GAMES	SCHEDULE	OF SCHEDULE	RPI	RPI	RPI	RPI
DIV. I ONLY		1- 4	275	0- 1	80	223	225	225	27	27
DIV. I NON-CONF.		1- 4	275	0- 1	80	223	225	225	27	27

TOTALS		RPI 1-25		RPI 26-50	W-L RECORDS		RPI 51-100	RPI 101-150	RPI 150+	
1- 4		0- 0		0- 1	OVERALL		0- 2	0- 0	1- 1	
1- 1		0- 0		0- 1	HOME		0- 0	0- 0	1- 0	
0- 3		0- 0		0- 0	AWAY		0- 2	0- 0	0- 1	
0- 0		0- 0		0- 0	NEUTRAL		0- 0	0- 0	0- 0	
1- 4		0- 0		0- 1	NON-CONFERENCE		0- 2	0- 0	1- 1	
1- 1		0- 0		0- 1	HOME		0- 0	0- 0	1- 0	
0- 3		0- 0		0- 0	AWAY		0- 2	0- 0	0- 1	
0- 0		0- 0		0- 0	NEUTRAL		0- 0	0- 0	0- 0	
0- 0		0- 0		0- 0	CONFERENCE		0- 0	0- 0	0- 0	
0- 0		0- 0		0- 0	HOME		0- 0	0- 0	0- 0	
0- 0		0- 0		0- 0	AWAY		0- 0	0- 0	0- 0	
0- 0		0- 0		0- 0	NEUTRAL		0- 0	0- 0	0- 0	

RPI 1-25				RPI 26-50				RPI 51-100				RPI 101+ Team's RPI: 225			
RPI	S	Opponent	Score	RPI	S	Opponent	Score	RPI	S	Opponent	Score	RPI	S	Opponent	Score
				50	H	St. John's (NY)	35 61	63	A	Kansas	44 75	200	H	George Washington	52 43
								100	A	Tol edo	38 84	283	A	Hofstra	49 74
LAST 12 Division I GAMES:															
				50	H	St. John's (NY)	35 61	63	A	Kansas	44 75				
				283	A	Hofstra	49 74	200	H	George Washi ngton	52 43				
								100	A	Tol edo	38 84				

Non-Div I Games:

Iona

Average RPI Win:	246	WON-LOST	WINNING	LAST 10	STRENGTH OF	OPP. STRENGTH	TEAM	ADJ.	CONF.	ADJ CONF.
Average RPI Loss:	29	RECORD	PCT. RANK	GAMES	SCHEDULE	OF SCHEDULE	RPI	RPI	RPI	RPI
DIV. I ONLY	4- 2	96	0- 1	77	196	52	52	3	3	
DIV. I NON-CONF.	4- 2	96	0- 1	77	196	52	52	3	3	

TOTALS	RPI 1-25	RPI 26-50	W-L RECORDS	RPI 51-100	RPI 101-150	RPI 150+				
4- 2	0- 1	0- 0	OVERALL	0- 1	0- 0	4- 0				
2- 0	0- 0	0- 0	HOME	0- 0	0- 0	2- 0				
1- 1	0- 1	0- 0	AWAY	0- 0	0- 0	1- 0				
1- 1	0- 0	0- 0	NEUTRAL	0- 1	0- 0	1- 0				
4- 2	0- 1	0- 0	NON-CONFERENCE	0- 1	0- 0	4- 0				
2- 0	0- 0	0- 0	HOME	0- 0	0- 0	2- 0				
1- 1	0- 1	0- 0	AWAY	0- 0	0- 0	1- 0				
1- 1	0- 0	0- 0	NEUTRAL	0- 1	0- 0	1- 0				
0- 0	0- 0	0- 0	CONFERENCE	0- 0	0- 0	0- 0				
0- 0	0- 0	0- 0	HOME	0- 0	0- 0	0- 0				
0- 0	0- 0	0- 0	AWAY	0- 0	0- 0	0- 0				
0- 0	0- 0	0- 0	NEUTRAL	0- 0	0- 0	0- 0				

RPI 1-25				RPI 26-50				RPI 51-100 Team's RPI: 52				RPI 101+			
RPI	S	Opponent	Score	RPI	S	Opponent	Score	RPI	S	Opponent	Score	RPI	S	Opponent	Score
1	A	Notre Dame	71 105					56	N	Florida St.	67 71	176	H	Oral Roberts	90 77
												214	A	Western Ky.	104 67
												243	N	West Virginia	84 81
												350	H	N. C. Central	106 39

LAST 12 Division I GAMES:															
				56	N	Florida St.	67 71	214	A	Western Ky.	104 67				
				1	A	Notre Dame	71 105	176	H	Oral Roberts	90 77				
				243	N	West Virginia	84 81								
				350	H	N. C. Central	106 39								

Non-Div I Games:

Iowa

Average RPI Win: 113

Average RPI Loss: 32

WON-LOST
RECORDWINNING
PCT. RANKLAST 10
GAMESSTRENGTH OF
SCHEDULEOPP. STRENGTH
OF SCHEDULETEAM
RPIADJ.
RPICONF.
RPIADJ CONF.
RPIDIV. I ONLY
DIV. I NON-CONF.5- 1
5- 137
373- 0
3- 012
12107
1076
66
65
55
5

TOTALS

RPI 1-25

RPI 26-50

W-L RECORDS

RPI 51-100

RPI 101-150

RPI 150+

5- 1

1- 0

1- 1

OVERALL

1- 0

0- 0

2- 0

4- 0

1- 0

1- 0

HOME

1- 0

0- 0

1- 0

0- 1

0- 0

0- 1

AWAY

0- 0

0- 0

0- 0

1- 0

0- 0

0- 0

NEUTRAL

0- 0

0- 0

1- 0

5- 1

1- 0

1- 1

NON-CONFERENCE

1- 0

0- 0

2- 0

4- 0

1- 0

1- 0

HOME

1- 0

0- 0

1- 0

0- 1

0- 0

0- 1

AWAY

0- 0

0- 0

0- 0

1- 0

0- 0

0- 0

NEUTRAL

0- 0

0- 0

1- 0

0- 0

0- 0

0- 0

CONFERENCE

0- 0

0- 0

0- 0

0- 0

0- 0

0- 0

HOME

0- 0

0- 0

0- 0

0- 0

0- 0

0- 0

AWAY

0- 0

0- 0

0- 0

0- 0

0- 0

0- 0

NEUTRAL

0- 0

0- 0

0- 0

RPI 1-25 Team's RPI: 6

RPI	S	Opponent	Score
13	H	Auburn	67 64

RPI 26-50

RPI	S	Opponent	Score
27	H	Miami (FL)	75 52
32	A	South Dakota	59 64

RPI 51-100

RPI	S	Opponent	Score
61	H	Northern Ill.	70 60

RPI 101+

RPI	S	Opponent	Score
160	N	Eastern Mich.	85 59
306	H	Niagara	95 35

LAST 12 Division I GAMES:

160	N	Eastern Mich.	85 59
306	H	Niagara	95 35

61	H	Northern Ill.	70 60
13	H	Auburn	67 64
27	H	Miami (FL)	75 52
32	A	South Dakota	59 64

Iowa St.

Iowa St.

Non-Div I Games:

Iowa St.

Loss,
 Non-Conf, S Site,
 H Home
A Away
 N Neutral

Average RPI	Win:	323	WON-LOST	WINNING	LAST 10	STRENGTH OF	OPP. STRENGTH	TEAM	ADJ.	CONF.	ADJ CONF.
Average RPI	Loss:	183	RECORD	PCT. RANK	GAMES	SCHEDULE	OF SCHEDULE	RPI	RPI	RPI	RPI
DIV. I ONLY		1- 5		290	0- 1	130	341	293	293	26	26
DIV. I NON-CONF.		1- 5		290	0- 1	130	341	293	293	26	26

TOTALS	RPI 1-25		RPI 26-50		W-L RECORDS	RPI 51-100		RPI 101-150		RPI 150+	
1- 5	0- 0		0- 0		OVERALL	0- 1		0- 1		1- 3	
1- 1	0- 0		0- 0		HOME	0- 0		0- 1		1- 0	
0- 4	0- 0		0- 0		AWAY	0- 1		0- 0		0- 3	
0- 0	0- 0		0- 0		NEUTRAL	0- 0		0- 0		0- 0	
1- 5	0- 0		0- 0		NON-CONFERENCE	0- 1		0- 1		1- 3	
1- 1	0- 0		0- 0		HOME	0- 0		0- 1		1- 0	
0- 4	0- 0		0- 0		AWAY	0- 1		0- 0		0- 3	
0- 0	0- 0		0- 0		NEUTRAL	0- 0		0- 0		0- 0	
0- 0	0- 0		0- 0		CONFERENCE	0- 0		0- 0		0- 0	
0- 0	0- 0		0- 0		HOME	0- 0		0- 0		0- 0	
0- 0	0- 0		0- 0		AWAY	0- 0		0- 0		0- 0	
0- 0	0- 0		0- 0		NEUTRAL	0- 0		0- 0		0- 0	

RPI 1-25				RPI 26-50				RPI 51-100				RPI 101+				Team's RPI: 293
RPI	S	Opponent	Score	RPI	S	Opponent	Score	RPI	S	Opponent	Score	RPI	S	Opponent	Score	
								84	A	Mississippi St.	38 105	118	H	Southeastern La.	45 50	
												204	A	UT Arlington	63 99	
												246	A	Memphis	67 68	
												263	A	Louisiana	61 68	
												323	H	Central Ark.	65 56	
LAST 12 Division I GAMES:																
118	H	Southeastern La.	45 50	204	A	UT Arlington	63 99									
84	A	Mississippi St.	38 105	246	A	Memphis	67 68									
263	A	Louisiana	61 68													
323	H	Central Ark.	65 56													

Non-Div I Games:

Jackson St.

Average RPI Win:	345	WON-LOST	WINNING	LAST 10	STRENGTH OF	OPP. STRENGTH	TEAM	ADJ.	CONF.	ADJ CONF.
Average RPI Loss:	110	RECORD	PCT. RANK	GAMES	SCHEDULE	OF SCHEDULE	RPI	RPI	RPI	RPI
DIV. I ONLY	2- 4	217	0- 1	214	292	240	240	28	28	
DIV. I NON-CONF.	2- 4	217	0- 1	214	292	240	240	28	28	

TOTALS	RPI 1-25	RPI 26-50	W-L RECORDS	RPI 51-100	RPI 101-150	RPI 150+				
2- 4	0- 0	0- 1	OVERALL	0- 1	0- 1	2- 1				
0- 1	0- 0	0- 0	HOME	0- 0	0- 0	0- 1				
2- 2	0- 0	0- 0	AWAY	0- 1	0- 1	2- 0				
0- 1	0- 0	0- 1	NEUTRAL	0- 0	0- 0	0- 0				
2- 4	0- 0	0- 1	NON-CONFERENCE	0- 1	0- 1	2- 1				
0- 1	0- 0	0- 0	HOME	0- 0	0- 0	0- 1				
2- 2	0- 0	0- 0	AWAY	0- 1	0- 1	2- 0				
0- 1	0- 0	0- 1	NEUTRAL	0- 0	0- 0	0- 0				
0- 0	0- 0	0- 0	CONFERENCE	0- 0	0- 0	0- 0				
0- 0	0- 0	0- 0	HOME	0- 0	0- 0	0- 0				
0- 0	0- 0	0- 0	AWAY	0- 0	0- 0	0- 0				
0- 0	0- 0	0- 0	NEUTRAL	0- 0	0- 0	0- 0				

RPI 1-25				RPI 26-50				RPI 51-100				RPI 101+ Team's RPI: 240			
RPI	S	Opponent	Score	RPI	S	Opponent	Score	RPI	S	Opponent	Score	RPI	S	Opponent	Score
				44	N	Old Dominion	76 78	56	A	Florida St.	46 79	116	A	Texas A&M	53 73
												224	H	Bethune-Cookman	56 58
												344	A	Charleston So.	68 58
												345	A	Savannah St.	68 58
LAST 12 Division I GAMES:															
				56	A	Florida St.	46 79	224	H	Bethune-Cookman	56 58				
				116	A	Texas A&M	53 73	344	A	Charleston So.	68 58				
								44	N	Old Dominion	76 78				
								345	A	Savannah St.	68 58				

Non-Div I Games: Webber Int'l 73 39

Jacksonville

Average RPI Win:	333	WON-LOST	WINNING	LAST 10	STRENGTH OF	OPP. STRENGTH	TEAM	ADJ.	CONF.	ADJ CONF.
Average RPI Loss:	182	RECORD	PCT. RANK	GAMES	SCHEDULE	OF SCHEDULE	RPI	RPI	RPI	RPI
DIV. I ONLY	2- 3	202	0- 1	282	330	267	267	16	16	
DIV. I NON-CONF.	2- 3	202	0- 1	282	330	267	267	16	16	

TOTALS	RPI 1-25	RPI 26-50	W-L RECORDS	RPI 51-100	RPI 101-150	RPI 150+				
2- 3	0- 0	0- 0	OVERALL	0- 0	0- 1	2- 2				
0- 0	0- 0	0- 0	HOME	0- 0	0- 0	0- 0				
2- 1	0- 0	0- 0	AWAY	0- 0	0- 0	2- 1				
0- 2	0- 0	0- 0	NEUTRAL	0- 0	0- 1	0- 1				
2- 3	0- 0	0- 0	NON-CONFERENCE	0- 0	0- 1	2- 2				
0- 0	0- 0	0- 0	HOME	0- 0	0- 0	0- 0				
2- 1	0- 0	0- 0	AWAY	0- 0	0- 0	2- 1				
0- 2	0- 0	0- 0	NEUTRAL	0- 0	0- 1	0- 1				
0- 0	0- 0	0- 0	CONFERENCE	0- 0	0- 0	0- 0				
0- 0	0- 0	0- 0	HOME	0- 0	0- 0	0- 0				
0- 0	0- 0	0- 0	AWAY	0- 0	0- 0	0- 0				
0- 0	0- 0	0- 0	NEUTRAL	0- 0	0- 0	0- 0				

RPI 1-25				RPI 26-50				RPI 51-100				RPI 101+ Team's RPI : 267			
RPI	S	Opponent	Score	RPI	S	Opponent	Score	RPI	S	Opponent	Score	RPI	S	Opponent	Score
												109	N	Harvard	62 69
												151	A	Texas Tech	58 71
												287	N	Washington St.	51 64
												325	A	Lipscomb	58 46
												341	A	Florida A&M	62 31
LAST 12 Division I GAMES:															
				287	N	Washington St.	51 64	341	A	Florida A&M	62 31				
				109	N	Harvard	62 69								
				325	A	Lipscomb	58 46								
				151	A	Texas Tech	58 71								

Non-Div I Games: Montevallo 84 52

Jacksonville St.

Average RPI	Win:	242	WON-LOST	WINNING	LAST 10	STRENGTH OF	OPP. STRENGTH	TEAM	ADJ.	CONF.	ADJ CONF.
Average RPI	Loss:	131	RECORD	PCT. RANK	GAMES	SCHEDULE	OF SCHEDULE	RPI	RPI	RPI	RPI
DIV. I ONLY		5- 1		37	1- 0	287	136	128	128	14	14
DIV. I NON-CONF.		5- 1		37	1- 0	287	136	128	128	14	14

TOTALS	RPI 1-25		RPI 26-50		W-L RECORDS	RPI 51-100		RPI 101-150		RPI 150+	
5- 1	0- 0		0- 0		OVERALL	0- 0		0- 1		5- 0	
3- 0	0- 0		0- 0		HOME	0- 0		0- 0		3- 0	
2- 1	0- 0		0- 0		AWAY	0- 0		0- 1		2- 0	
0- 0	0- 0		0- 0		NEUTRAL	0- 0		0- 0		0- 0	
5- 1	0- 0		0- 0		NON-CONFERENCE	0- 0		0- 1		5- 0	
3- 0	0- 0		0- 0		HOME	0- 0		0- 0		3- 0	
2- 1	0- 0		0- 0		AWAY	0- 0		0- 1		2- 0	
0- 0	0- 0		0- 0		NEUTRAL	0- 0		0- 0		0- 0	
0- 0	0- 0		0- 0		CONFERENCE	0- 0		0- 0		0- 0	
0- 0	0- 0		0- 0		HOME	0- 0		0- 0		0- 0	
0- 0	0- 0		0- 0		AWAY	0- 0		0- 0		0- 0	
0- 0	0- 0		0- 0		NEUTRAL	0- 0		0- 0		0- 0	

RPI 1-25				RPI 26-50				RPI 51-100				RPI 101+ Team's RPI: 128			
RPI	S	Opponent	Score	RPI	S	Opponent	Score	RPI	S	Opponent	Score	RPI	S	Opponent	Score
												131	A	Hampton	65 72
												166	H	Georgetown	69 57
												200	H	George Washington	50 37
												253	H	Winthrop	56 39
												290	A	Liberty	74 53
												300	A	Delaware St.	103 57

LAST 12 Division I GAMES:															
200	H	George Washington	50 37	290	A	Liberty	74 53	253	H	Winthrop	56 39	131	A	Hampton	65 72
				166	H	Georgetown	69 57	300	A	Delaware St.	103 57				

Non-Div I Games:

James Madison

Average RPI Win: 194

Average RPI Loss: 0

WON-LOST
RECORDWINNING
PCT. RANKLAST 10
GAMESSTRENGTH OF
SCHEDULEOPP. STRENGTH
OF SCHEDULETEAM
RPIADJ.
RPICONF.
RPIADJ CONF.
RPIDIV. I ONLY
DIV. I NON-CONF.6- 0
6- 01
11- 0
1- 0278
27854
5463
6363
635
55
5

TOTALS

RPI 1-25

RPI 26-50

W-L RECORDS

RPI 51-100

RPI 101-150

RPI 150+

6- 0
5- 0
1- 0
0- 00- 0
0- 0
0- 0
0- 01- 0
0- 0
1- 0
0- 0OVERALL
HOME
AWAY
NEUTRAL0- 0
0- 0
0- 0
0- 00- 0
0- 0
0- 0
0- 05- 0
5- 0
0- 0
0- 06- 0
5- 0
1- 0
0- 00- 0
0- 0
0- 0
0- 01- 0
0- 0
1- 0
0- 0NON-CONFERENCE
HOME
AWAY
NEUTRAL0- 0
0- 0
0- 0
0- 00- 0
0- 0
0- 0
0- 05- 0
5- 0
0- 0
0- 00- 0
0- 0
0- 0
0- 00- 0
0- 0
0- 0
0- 00- 0
0- 0
0- 0
0- 0CONFERENCE
HOME
AWAY
NEUTRAL0- 0
0- 0
0- 0
0- 00- 0
0- 0
0- 0
0- 00- 0
0- 0
0- 0
0- 0

RPI 1-25

RPI S Opponent Score

RPI 26-50

RPI S Opponent Score
33 A LSU 68 61

RPI 51-100

Team's RPI: 63

RPI S Opponent Score

RPI 101+

RPI S Opponent Score
164 H George Mason 77 56
176 H Oral Roberts 70 58
225 H Iona 75 44
274 H UMKC 67 55
291 H Alabama A&M 65 54

LAST 12 Division I GAMES:

33 A LSU 68 61
225 H Iona 75 44
164 H George Mason 77 56
291 H Alabama A&M 65 54
176 H Oral Roberts 70 58

274 H UMKC 67 55

Non-Div I Games:

Kansas

Average RPI	Win:	261	WON-LOST	WINNING	LAST 10	STRENGTH OF	OPP. STRENGTH	TEAM	ADJ.	CONF.	ADJ CONF.
Average RPI	Loss:	45	RECORD	PCT. RANK	GAMES	SCHEDULE	OF SCHEDULE	RPI	RPI	RPI	RPI
DIV. I ONLY		4- 2		96	1- 0	298	62	205	205	5	5
DIV. I NON-CONF.		4- 2		96	1- 0	298	62	205	205	5	5

TOTALS	RPI 1-25		RPI 26-50		W-L RECORDS	RPI 51-100		RPI 101-150		RPI 150+	
4- 2	0- 1		0- 0		OVERALL	0- 1		0- 0		4- 0	
3- 0	0- 0		0- 0		HOME	0- 0		0- 0		3- 0	
0- 0	0- 0		0- 0		AWAY	0- 0		0- 0		0- 0	
1- 2	0- 1		0- 0		NEUTRAL	0- 1		0- 0		1- 0	
4- 2	0- 1		0- 0		NON-CONFERENCE	0- 1		0- 0		4- 0	
3- 0	0- 0		0- 0		HOME	0- 0		0- 0		3- 0	
0- 0	0- 0		0- 0		AWAY	0- 0		0- 0		0- 0	
1- 2	0- 1		0- 0		NEUTRAL	0- 1		0- 0		1- 0	
0- 0	0- 0		0- 0		CONFERENCE	0- 0		0- 0		0- 0	
0- 0	0- 0		0- 0		HOME	0- 0		0- 0		0- 0	
0- 0	0- 0		0- 0		AWAY	0- 0		0- 0		0- 0	
0- 0	0- 0		0- 0		NEUTRAL	0- 0		0- 0		0- 0	

RPI 1-25				RPI 26-50				RPI 51-100				RPI 101+ Team's RPI: 205			
RPI	S	Opponent	Score	RPI	S	Opponent	Score	RPI	S	Opponent	Score	RPI	S	Opponent	Score
8	N	Syracuse	61 70					82	N	DePaul	59 79	233	N	Princeton	80 61
												251	H	North Texas	60 42
												274	H	UMKC	61 50
												285	H	Omaha	61 46

LAST 12 Division I GAMES:															
				285	H	Omaha	61 46	233	N	Princeton	80 61				
								82	N	DePaul	59 79				
								8	N	Syracuse	61 70				
								274	H	UMKC	61 50				
								251	H	North Texas	60 42				

Non-Div I Games:

Kansas St.

Average RPI Win:	252	WON-LOST	WINNING	LAST 10	STRENGTH OF	OPP. STRENGTH	TEAM	ADJ.	CONF.	ADJ CONF.
Average RPI Loss:	140	RECORD	PCT. RANK	GAMES	SCHEDULE	OF SCHEDULE	RPI	RPI	RPI	RPI
DIV. I ONLY	2- 5	249	1- 0	101	266	236	236	28	28	
DIV. I NON-CONF.	2- 5	249	1- 0	101	266	236	236	28	28	

TOTALS	RPI 1-25	RPI 26-50	W-L RECORDS	RPI 51-100	RPI 101-150	RPI 150+				
2- 5	0- 0	0- 0	OVERALL	0- 1	0- 2	2- 2				
2- 0	0- 0	0- 0	HOME	0- 0	0- 0	2- 0				
0- 2	0- 0	0- 0	AWAY	0- 0	0- 1	0- 1				
0- 3	0- 0	0- 0	NEUTRAL	0- 1	0- 1	0- 1				
2- 5	0- 0	0- 0	NON-CONFERENCE	0- 1	0- 2	2- 2				
2- 0	0- 0	0- 0	HOME	0- 0	0- 0	2- 0				
0- 2	0- 0	0- 0	AWAY	0- 0	0- 1	0- 1				
0- 3	0- 0	0- 0	NEUTRAL	0- 1	0- 1	0- 1				
0- 0	0- 0	0- 0	CONFERENCE	0- 0	0- 0	0- 0				
0- 0	0- 0	0- 0	HOME	0- 0	0- 0	0- 0				
0- 0	0- 0	0- 0	AWAY	0- 0	0- 0	0- 0				
0- 0	0- 0	0- 0	NEUTRAL	0- 0	0- 0	0- 0				

RPI 1-25				RPI 26-50				RPI 51-100				RPI 101+				Team's RPI: 236	
RPI	S	Opponent	Score	RPI	S	Opponent	Score	RPI	S	Opponent	Score	RPI	S	Opponent	Score		
								57	N	Michigan St.	51 75	126	N	Idaho St.	49 60		
												142	A	East Carolina	56 68		
												161	A	Seton Hall	80 102		
												216	N	UMBC	53 57		
												234	H	Furman	74 63		
												270	H	Ga. Southern	78 59		

LAST 12 Division I GAMES:																	
270	H	Ga. Southern	78 59	216	N	UMBC	53 57										
57	N	Michigan St.	51 75	161	A	Seton Hall	80 102										
126	N	Idaho St.	49 60														
142	A	East Carolina	56 68														
234	H	Furman	74 63														

Non-Div I Games: Middle Ga. St. 80 70

Kennesaw St.

Average RPI Win: 128

Average RPI Loss: 0

WON-LOST
RECORDWINNING
PCT. RANKLAST 10
GAMESSTRENGTH OF
SCHEDULEOPP. STRENGTH
OF SCHEDULETEAM
RPIADJ.
RPICONF.
RPIADJ CONF.
RPIDIV. I ONLY
DIV. I NON-CONF.8- 0
8- 01
11- 0
1- 0241
2414
421
2121
214
44
4

TOTALS

RPI 1-25

RPI 26-50

W-L RECORDS

RPI 51-100

RPI 101-150

RPI 150+

8- 0 1- 0
5- 0 0- 0
0- 0 0- 0
3- 0 1- 00- 0
0- 0
0- 0
0- 0OVERALL
HOME
AWAY
NEUTRAL3- 0
1- 0
0- 0
2- 01- 0
1- 0
0- 0
0- 03- 0
3- 0
0- 0
0- 08- 0 1- 0
5- 0 0- 0
0- 0 0- 0
3- 0 1- 00- 0
0- 0
0- 0
0- 0NON-CONFERENCE
HOME
AWAY
NEUTRAL3- 0
1- 0
0- 0
2- 01- 0
1- 0
0- 0
0- 03- 0
3- 0
0- 0
0- 00- 0 0- 0
0- 0 0- 0
0- 0 0- 0
0- 0 0- 00- 0
0- 0
0- 0
0- 0CONFERENCE
HOME
AWAY
NEUTRAL0- 0
0- 0
0- 0
0- 00- 0
0- 0
0- 0
0- 00- 0
0- 0
0- 0
0- 0

RPI 1-25 Team's RPI: 21

RPI S Opponent Score
15 N North Carolina 85 75

RPI 26-50

RPI S Opponent Score

RPI 51-100

RPI S Opponent Score
53 H Southern U. 91 41
54 N UCLA 75 74
55 N South Fla. 85 63

RPI 101+

RPI S Opponent Score
125 H Virginia 63 51
193 H Morehead St. 87 57
254 H Alabama St. 87 35
275 H High Point 71 49

LAST 12 Division I GAMES:

193 H Morehead St. 87 57
15 N North Carolina 85 75
54 N UCLA 75 74
55 N South Fla. 85 63
275 H High Point 71 49
125 H Virginia 63 51
53 H Southern U. 91 41
254 H Alabama St. 87 35

Kentucky

Kentucky

Non-Div I Games:

Kentucky

Average RPI Win:	0	WON-LOST	WINNING	LAST 10	STRENGTH OF	OPP. STRENGTH	TEAM	ADJ.	CONF.	ADJ CONF.
Average RPI Loss:	248	RECORD	PCT. RANK	GAMES	SCHEDULE	OF SCHEDULE	RPI	RPI	RPI	RPI
DIV. I ONLY	0- 7	317	0- 1	319	332	347	347	31	31	
DIV. I NON-CONF.	0- 7	317	0- 1	319	332	347	347	31	31	

TOTALS	RPI 1-25	RPI 26-50	W-L RECORDS	RPI 51-100	RPI 101-150	RPI 150+				
0- 7	0- 0	0- 1	OVERALL	0- 0	0- 0	0- 6				
0- 2	0- 0	0- 0	HOME	0- 0	0- 0	0- 2				
0- 4	0- 0	0- 0	AWAY	0- 0	0- 0	0- 4				
0- 1	0- 0	0- 1	NEUTRAL	0- 0	0- 0	0- 0				
0- 7	0- 0	0- 1	NON-CONFERENCE	0- 0	0- 0	0- 6				
0- 2	0- 0	0- 0	HOME	0- 0	0- 0	0- 2				
0- 4	0- 0	0- 0	AWAY	0- 0	0- 0	0- 4				
0- 1	0- 0	0- 1	NEUTRAL	0- 0	0- 0	0- 0				
0- 0	0- 0	0- 0	CONFERENCE	0- 0	0- 0	0- 0				
0- 0	0- 0	0- 0	HOME	0- 0	0- 0	0- 0				
0- 0	0- 0	0- 0	AWAY	0- 0	0- 0	0- 0				
0- 0	0- 0	0- 0	NEUTRAL	0- 0	0- 0	0- 0				

RPI 1-25				RPI 26-50				RPI 51-100				RPI 101+ Team's RPI: 347			
RPI	S	Opponent	Score	RPI	S	Opponent	Score	RPI	S	Opponent	Score	RPI	S	Opponent	Score
				49	N	UC Irvine	71 84					230	A	Saint Peter's	59 86
												250	H	UMass Lowell	64 69
												260	A	Fairfield	43 71
												296	A	Grand Canyon	62 65
												303	H	Army West Point	42 57
												349	A	Manhattan	46 61
LAST 12 Division I GAMES:															
				49	N	UC Irvine	71 84	250	H	UMass Lowell	64 69				
				230	A	Saint Peter's	59 86	296	A	Grand Canyon	62 65				
				260	A	Fairfield	43 71								
				303	H	Army West Point	42 57								
				349	A	Manhattan	46 61								

Non-Div I Games:

LIU Brooklyn

Average RPI	Win:	89	WON-LOST	WINNING	LAST 10	STRENGTH OF	OPP. STRENGTH	TEAM	ADJ.	CONF.	ADJ CONF.
Average RPI	Loss:	55	RECORD	PCT. RANK	GAMES	SCHEDULE	OF SCHEDULE	RPI	RPI	RPI	RPI
DIV. I ONLY		4- 2	96	0- 1	24	58	33	33	4	4	
DIV. I NON-CONF.		4- 2	96	0- 1	24	58	33	33	4	4	

TOTALS	RPI 1-25		RPI 26-50		W-L RECORDS	RPI 51-100		RPI 101-150		RPI 150+	
4- 2	0- 0		1- 1		OVERALL	2- 1		0- 0		1- 0	
3- 2	0- 0		1- 1		HOME	1- 1		0- 0		1- 0	
1- 0	0- 0		0- 0		AWAY	1- 0		0- 0		0- 0	
0- 0	0- 0		0- 0		NEUTRAL	0- 0		0- 0		0- 0	
4- 2	0- 0		1- 1		NON-CONFERENCE	2- 1		0- 0		1- 0	
3- 2	0- 0		1- 1		HOME	1- 1		0- 0		1- 0	
1- 0	0- 0		0- 0		AWAY	1- 0		0- 0		0- 0	
0- 0	0- 0		0- 0		NEUTRAL	0- 0		0- 0		0- 0	
0- 0	0- 0		0- 0		CONFERENCE	0- 0		0- 0		0- 0	
0- 0	0- 0		0- 0		HOME	0- 0		0- 0		0- 0	
0- 0	0- 0		0- 0		AWAY	0- 0		0- 0		0- 0	
0- 0	0- 0		0- 0		NEUTRAL	0- 0		0- 0		0- 0	

RPI 1-25				RPI 26-50				Team's RPI: 33				RPI 51-100				RPI 101+			
RPI	S	Opponent	Score	RPI	S	Opponent	Score	RPI	S	Opponent	Score	RPI	S	Opponent	Score	RPI	S	Opponent	Score
				40	H	Northern Colo.	62 57					56	A	Florida St.	58 45				
				47	H	Tulane	54 56					63	H	Kansas	61 68	165	H	Little Rock	60 45
												93	H	Sam Houston St.	66 52				
LAST 12 Division I GAMES:																			
				63	H	Kansas	61 68					165	H	Little Rock	60 45				
												56	A	Florida St.	58 45				
												47	H	Tulane	54 56				
												40	H	Northern Colo.	62 57				
												93	H	Sam Houston St.	66 52				

Non-Div I Games:

LSU

Average RPI		Win: 0	Loss: 190	WON-LOST RECORD	WINNING PCT. RANK	LAST 10 GAMES	STRENGTH OF SCHEDULE	OPP. STRENGTH OF SCHEDULE	TEAM RPI	ADJ. RPI	CONF. RPI	ADJ CONF. RPI
DIV. I ONLY				0- 6	317	0- 1	188	289	326	326	18	18
DIV. I NON-CONF.				0- 6	317	0- 1	188	289	326	326	18	18
TOTALS		RPI 1-25		RPI 26-50		W-L RECORDS		RPI 51-100		RPI 101-150		RPI 150+
0- 6		0- 0		0- 0		OVERALL		0- 0		0- 3		0- 3
0- 2		0- 0		0- 0		HOME		0- 0		0- 1		0- 1
0- 4		0- 0		0- 0		AWAY		0- 0		0- 2		0- 2
0- 0		0- 0		0- 0		NEUTRAL		0- 0		0- 0		0- 0
0- 6		0- 0		0- 0		NON-CONFERENCE		0- 0		0- 3		0- 3
0- 2		0- 0		0- 0		HOME		0- 0		0- 1		0- 1
0- 4		0- 0		0- 0		AWAY		0- 0		0- 2		0- 2
0- 0		0- 0		0- 0		NEUTRAL		0- 0		0- 0		0- 0
0- 0		0- 0		0- 0		CONFERENCE		0- 0		0- 0		0- 0
0- 0		0- 0		0- 0		HOME		0- 0		0- 0		0- 0
0- 0		0- 0		0- 0		AWAY		0- 0		0- 0		0- 0
0- 0		0- 0		0- 0		NEUTRAL		0- 0		0- 0		0- 0

RPI 1-25				RPI 26-50				RPI 51-100				RPI 101+				Team's RPI : 326	
RPI	S	Opponent	Score	RPI	S	Opponent	Score	RPI	S	Opponent	Score	RPI	S	Opponent	Score		
												109	A	Harvard	43	88	
												121	A	Villanova	68	81	
												123	H	Drexel	43	58	
												238	H	Howard	54	57	
												256	A	Towson	68	92	
												294	A	Robert Morris	39	67	
LAST 12 Division I GAMES:																	
				121	A	Villanova	68	81	123	H	Drexel	43	58				
				256	A	Towson	68	92									
				109	A	Harvard	43	88									
				294	A	Robert Morris	39	67									
				238	H	Howard	54	57									

Non-Div I Games:

La Salle

Average RPI	Win:	336	WON-LOST	WINNING	LAST 10	STRENGTH OF	OPP. STRENGTH	TEAM	ADJ.	CONF.	ADJ CONF.
Average RPI	Loss:	144	RECORD	PCT. RANK	GAMES	SCHEDULE	OF SCHEDULE	RPI	RPI	RPI	RPI
DIV. I ONLY		2- 2		158	1- 0	317	231	244	244	17	17
DIV. I NON-CONF.		2- 2		158	1- 0	317	231	244	244	17	17

TOTALS	RPI 1-25		RPI 26-50		W-L RECORDS	RPI 51-100		RPI 101-150		RPI 150+	
2- 2	0- 0		0- 0		OVERALL	0- 0		0- 1		2- 1	
1- 0	0- 0		0- 0		HOME	0- 0		0- 0		1- 0	
1- 2	0- 0		0- 0		AWAY	0- 0		0- 1		1- 1	
0- 0	0- 0		0- 0		NEUTRAL	0- 0		0- 0		0- 0	
2- 2	0- 0		0- 0		NON-CONFERENCE	0- 0		0- 1		2- 1	
1- 0	0- 0		0- 0		HOME	0- 0		0- 0		1- 0	
1- 2	0- 0		0- 0		AWAY	0- 0		0- 1		1- 1	
0- 0	0- 0		0- 0		NEUTRAL	0- 0		0- 0		0- 0	
0- 0	0- 0		0- 0		CONFERENCE	0- 0		0- 0		0- 0	
0- 0	0- 0		0- 0		HOME	0- 0		0- 0		0- 0	
0- 0	0- 0		0- 0		AWAY	0- 0		0- 0		0- 0	
0- 0	0- 0		0- 0		NEUTRAL	0- 0		0- 0		0- 0	

RPI 1-25				RPI 26-50				RPI 51-100				RPI 101+ Team's RPI: 244			
RPI	S	Opponent	Score	RPI	S	Opponent	Score	RPI	S	Opponent	Score	RPI	S	Opponent	Score
												137	A	SMU	38 49
												151	A	Texas Tech	42 86
												335	H	McNeese	69 60
												336	A	New Orleans	57 44

LAST 12 Division I GAMES:															
				336	A	New Orleans	57 44	335	H	McNeese	69 60				
								151	A	Texas Tech	42 86				
								137	A	SMU	38 49				

Non-Div I Games: LSU-Alexandria 93 62

La. -Monroe

Average RPI	Win:	283	WON-LOST	WINNING	LAST 10	STRENGTH OF	OPP. STRENGTH	TEAM	ADJ.	CONF.	ADJ CONF.
Average RPI	Loss:	222	RECORD	PCT. RANK	GAMES	SCHEDULE	OF SCHEDULE	RPI	RPI	RPI	RPI

DIV. I ONLY	3- 3	158	0- 1	316	236	273	273	21	21
DIV. I NON-CONF.	3- 3	158	0- 1	316	236	273	273	21	21

TOTALS	RPI 1-25	RPI 26-50	W-L RECORDS	RPI 51-100	RPI 101-150	RPI 150+			
3- 3	0- 0	0- 0	OVERALL	0- 0	0- 0	3- 3			
1- 1	0- 0	0- 0	HOME	0- 0	0- 0	1- 1			
2- 1	0- 0	0- 0	AWAY	0- 0	0- 0	2- 1			
0- 1	0- 0	0- 0	NEUTRAL	0- 0	0- 0	0- 1			
3- 3	0- 0	0- 0	NON-CONFERENCE	0- 0	0- 0	3- 3			
1- 1	0- 0	0- 0	HOME	0- 0	0- 0	1- 1			
2- 1	0- 0	0- 0	AWAY	0- 0	0- 0	2- 1			
0- 1	0- 0	0- 0	NEUTRAL	0- 0	0- 0	0- 1			
0- 0	0- 0	0- 0	CONFERENCE	0- 0	0- 0	0- 0			
0- 0	0- 0	0- 0	HOME	0- 0	0- 0	0- 0			
0- 0	0- 0	0- 0	AWAY	0- 0	0- 0	0- 0			
0- 0	0- 0	0- 0	NEUTRAL	0- 0	0- 0	0- 0			

RPI 1-25	RPI 26-50	RPI 51-100	RPI 101+ Team's RPI: 273
RPI S Opponent Score	RPI S Opponent Score	RPI S Opponent Score	RPI S Opponent Score
			188 N Delaware 47 65
			212 H Binghamton 59 50
			230 H Saint Peter's 60 62
			249 A Fla. Atlantic 49 53
			305 A Wagner 66 43
			332 A Fairleigh Dickinson 63 57
LAST 12 Division I GAMES:			
305 A Wagner 66 43	188 N Delaware 47 65		
212 H Binghamton 59 50	249 A Fla. Atlantic 49 53		
332 A Fairleigh Dickinson 63 57	230 H Saint Peter's 60 62		

Non-Div I Games:

Lafayette

Average RPI Win: 190 WON-LOST WINNING LAST 10 STRENGTH OF OPP. STRENGTH TEAM ADJ. CONF. ADJ CONF.
Average RPI Loss: 69 RECORD PCT. RANK GAMES SCHEDULE OF SCHEDULE RPI RPI RPI RPI

DIV. I ONLY	2- 3	202	0- 0	3	334	11	11	22	22
DIV. I NON-CONF.	2- 3	202	0- 0	3	334	11	11	22	22

TOTALS	RPI 1-25	RPI 26-50	W-L RECORDS	RPI 51-100	RPI 101-150	RPI 150+			
2- 3	0- 0	0- 1	OVERALL	0- 2	1- 0	1- 0			
0- 0	0- 0	0- 0	HOME	0- 0	0- 0	0- 0			
2- 2	0- 0	0- 0	AWAY	0- 2	1- 0	1- 0			
0- 1	0- 0	0- 1	NEUTRAL	0- 0	0- 0	0- 0			
2- 3	0- 0	0- 1	NON-CONFERENCE	0- 2	1- 0	1- 0			
0- 0	0- 0	0- 0	HOME	0- 0	0- 0	0- 0			
2- 2	0- 0	0- 0	AWAY	0- 2	1- 0	1- 0			
0- 1	0- 0	0- 1	NEUTRAL	0- 0	0- 0	0- 0			
0- 0	0- 0	0- 0	CONFERENCE	0- 0	0- 0	0- 0			
0- 0	0- 0	0- 0	HOME	0- 0	0- 0	0- 0			
0- 0	0- 0	0- 0	AWAY	0- 0	0- 0	0- 0			
0- 0	0- 0	0- 0	NEUTRAL	0- 0	0- 0	0- 0			

RPI 1-25	Team's RPI: 11	RPI 26-50	RPI 51-100	RPI 101+
RPI S Opponent Score	RPI S Opponent Score	RPI S Opponent Score	RPI S Opponent Score	RPI S Opponent Score
41 N Ohio 62 87	83 A Denver 110 117	116 A Texas A&M 74 68	84 A Mississippi St. 53 104	263 A Louisiana 79 77
LAST 12 Division I GAMES:				
116 A Texas A&M 74 68	84 A Mississippi St. 53 104	41 N Ohio 62 87	263 A Louisiana 79 77	83 A Denver 110 117

Non-Div I Games: LeTourneau 104 27 Louisiana Col. 94 43 McMurry 100 37

Average RPI Win: 224
 Average RPI Loss: 76

WON-LOST RECORD
 WINNING PCT. RANK
 LAST 10 GAMES

STRENGTH OF SCHEDULE
 OPP. STRENGTH OF SCHEDULE
 TEAM RPI
 ADJ. RPI
 CONF. RPI
 ADJ CONF. RPI

DIV. I ONLY	5- 2	88	0- 1	201	109	159	159	21	21
DIV. I NON-CONF.	5- 2	88	0- 1	201	109	159	159	21	21
TOTALS	RPI 1-25	RPI 26-50	W-L RECORDS	RPI 51-100	RPI 101-150	RPI 150+			
5- 2	0- 0	0- 1	OVERALL	0- 0	1- 1	4- 0			
3- 2	0- 0	0- 1	HOME	0- 0	1- 1	2- 0			
2- 0	0- 0	0- 0	AWAY	0- 0	0- 0	2- 0			
0- 0	0- 0	0- 0	NEUTRAL	0- 0	0- 0	0- 0			
5- 2	0- 0	0- 1	NON-CONFERENCE	0- 0	1- 1	4- 0			
3- 2	0- 0	0- 1	HOME	0- 0	1- 1	2- 0			
2- 0	0- 0	0- 0	AWAY	0- 0	0- 0	2- 0			
0- 0	0- 0	0- 0	NEUTRAL	0- 0	0- 0	0- 0			
0- 0	0- 0	0- 0	CONFERENCE	0- 0	0- 0	0- 0			
0- 0	0- 0	0- 0	HOME	0- 0	0- 0	0- 0			
0- 0	0- 0	0- 0	AWAY	0- 0	0- 0	0- 0			
0- 0	0- 0	0- 0	NEUTRAL	0- 0	0- 0	0- 0			

RPI	S	Opponent	Score	RPI	S	Opponent	Score	RPI	S	Opponent	Score	RPI	S	Opponent	Score
				30	H	Charlotte	60 62					121	H	Villanova	48 70
												141	H	Monmouth	63 48
												212	A	Binghamton	65 55
												213	H	Norfolk St.	62 41
												276	H	Cornell	67 54
												280	A	Central Conn. St.	88 62
LAST 12 Division I GAMES:															
121	H	Villanova	48 70	30	H	Charlotte	60 62	276	H	Cornell	67 54	213	H	Norfolk St.	62 41
141	H	Monmouth	63 48					212	A	Binghamton	65 55				
280	A	Central Conn. St.	88 62												

Non-Div I Games: Kutztown 73 39

Lehigh

Average RPI	Win: 312	WON-LOST RECORD	WINNING PCT. RANK	LAST 10 GAMES	STRENGTH OF SCHEDULE	OPP. STRENGTH OF SCHEDULE	TEAM RPI	ADJ. RPI	CONF. RPI	ADJ CONF. RPI
Average RPI	Loss: 122									
DIV. I ONLY		1- 6	305	0- 1	155	199	290	290	28	28
DIV. I NON-CONF.		1- 6	305	0- 1	155	199	290	290	28	28

TOTALS	RPI 1-25		RPI 26-50		W-L RECORDS		RPI 51-100		RPI 101-150	RPI 150+
1- 6	0- 0		0- 1		OVERALL		0- 2		0- 1	1- 2
1- 2	0- 0		0- 0		HOME		0- 1		0- 1	1- 0
0- 2	0- 0		0- 0		AWAY		0- 1		0- 0	0- 1
0- 2	0- 0		0- 1		NEUTRAL		0- 0		0- 0	0- 1
1- 6	0- 0		0- 1		NON-CONFERENCE		0- 2		0- 1	1- 2
1- 2	0- 0		0- 0		HOME		0- 1		0- 1	1- 0
0- 2	0- 0		0- 0		AWAY		0- 1		0- 0	0- 1
0- 2	0- 0		0- 1		NEUTRAL		0- 0		0- 0	0- 1
0- 0	0- 0		0- 0		CONFERENCE		0- 0		0- 0	0- 0
0- 0	0- 0		0- 0		HOME		0- 0		0- 0	0- 0
0- 0	0- 0		0- 0		AWAY		0- 0		0- 0	0- 0
0- 0	0- 0		0- 0		NEUTRAL		0- 0		0- 0	0- 0

RPI 1-25				RPI 26-50				RPI 51-100				RPI 101+ Team's RPI: 290			
RPI	S	Opponent	Score	RPI	S	Opponent	Score	RPI	S	Opponent	Score	RPI	S	Opponent	Score
				30	N	Charlotte	61 63	66	H	Virginia Tech	61 72	128	H	James Madison	53 74
								71	A	Chattanooga	60 75	213	N	Norfolk St.	53 66
												224	A	Bethune-Cookman	76 81
												312	H	Saint Francis (PA)	82 53

LAST 12 Division I GAMES:															
213	N	Norfolk St.	53 66	71	A	Chattanooga	60 75	312	H	Saint Francis (PA)	82 53				
128	H	James Madison	53 74	66	H	Virginia Tech	61 72	224	A	Bethune-Cookman	76 81				
30	N	Charlotte	61 63												

Non-Div I Games:

Liberty

Average RPI	Win: 301	WON-LOST RECORD	WINNING PCT. RANK	LAST 10 GAMES	STRENGTH OF SCHEDULE	OPP. STRENGTH OF SCHEDULE	TEAM RPI	ADJ. RPI	CONF. RPI	ADJ. CONF. RPI
Average RPI	Loss: 226									
DIV. I ONLY		2- 5	249	0- 1	333	246	325	325	28	28
DIV. I NON-CONF.		2- 5	249	0- 1	333	246	325	325	28	28
<hr/>										
TOTALS	RPI 1-25		RPI 26-50		W-L RECORDS		RPI 51-100		RPI 101-150	RPI 150+
2- 5	0- 0		0- 0		OVERALL		0- 1		0- 0	2- 4
1- 1	0- 0		0- 0		HOME		0- 0		0- 0	1- 1
1- 4	0- 0		0- 0		AWAY		0- 1		0- 0	1- 3
0- 0	0- 0		0- 0		NEUTRAL		0- 0		0- 0	0- 0
2- 5	0- 0		0- 0		NON-CONFERENCE		0- 1		0- 0	2- 4
1- 1	0- 0		0- 0		HOME		0- 0		0- 0	1- 1
1- 4	0- 0		0- 0		AWAY		0- 1		0- 0	1- 3
0- 0	0- 0		0- 0		NEUTRAL		0- 0		0- 0	0- 0
0- 0	0- 0		0- 0		CONFERENCE		0- 0		0- 0	0- 0
0- 0	0- 0		0- 0		HOME		0- 0		0- 0	0- 0
0- 0	0- 0		0- 0		AWAY		0- 0		0- 0	0- 0
0- 0	0- 0		0- 0		NEUTRAL		0- 0		0- 0	0- 0

RPI 1-25				RPI 26-50				RPI 51-100				RPI 101+ Team's RPI : 325			
RPI	S	Opponent	Score	RPI	S	Opponent	Score	RPI	S	Opponent	Score	RPI	S	Opponent	Score
								89	A	Clemson	26 68	197	A	Cincinnati	55 71
												245	A	Murray St.	61 97
												267	H	Jacksonville St.	46 58
												291	A	Alabama A&M	62 58
												310	H	Tennessee St.	64 62
												334	A	Austin Peay	58 70
LAST 12 Division I GAMES:															
245	A	Murray St.	61 97	334	A	Austin Peay	58 70								
267	H	Jacksonville St.	46 58	197	A	Cincinnati	55 71								
291	A	Alabama A&M	62 58												
89	A	Clemson	26 68												
310	H	Tennessee St.	64 62												

Non-Div I Games:

Lipscomb

Average RPI	Win: 210	WON-LOST	WINNING	LAST 10	STRENGTH OF	OPP. STRENGTH	TEAM	ADJ.	CONF.	ADJ CONF.
Average RPI	Loss: 104	RECORD	PCT. RANK	GAMES	SCHEDULE	OF SCHEDULE	RPI	RPI	RPI	RPI
DIV. I ONLY	2- 4	217	0- 1	41	220	165	165	17	17	
DIV. I NON-CONF.	2- 4	217	0- 1	41	220	165	165	17	17	

TOTALS	RPI 1-25	RPI 26-50	W-L RECORDS	RPI 51-100	RPI 101-150	RPI 150+				
2- 4	0- 0	0- 1	OVERALL	0- 1	0- 1	2- 1				
1- 3	0- 0	0- 0	HOME	0- 1	0- 1	1- 1				
1- 1	0- 0	0- 1	AWAY	0- 0	0- 0	1- 0				
0- 0	0- 0	0- 0	NEUTRAL	0- 0	0- 0	0- 0				
2- 4	0- 0	0- 1	NON-CONFERENCE	0- 1	0- 1	2- 1				
1- 3	0- 0	0- 0	HOME	0- 1	0- 1	1- 1				
1- 1	0- 0	0- 1	AWAY	0- 0	0- 0	1- 0				
0- 0	0- 0	0- 0	NEUTRAL	0- 0	0- 0	0- 0				
0- 0	0- 0	0- 0	CONFERENCE	0- 0	0- 0	0- 0				
0- 0	0- 0	0- 0	HOME	0- 0	0- 0	0- 0				
0- 0	0- 0	0- 0	AWAY	0- 0	0- 0	0- 0				
0- 0	0- 0	0- 0	NEUTRAL	0- 0	0- 0	0- 0				

RPI	S	Opponent	Score	RPI	S	Opponent	Score	RPI	S	Opponent	Score	RPI	S	Opponent	Score	Team's RPI: 165
33	A	LSU	45 60	84	H	Mississippi St.	63 98	116	H	Texas A&M	40 61	170	A	Louisiana Tech	69 58	
								184	H	Rice	65 79	249	H	Fla. Atlantic	61 38	

LAST 12 Division I GAMES:																
84	H	Mississippi St.	63 98	33	A	LSU	45 60	116	H	Texas A&M	40 61	184	H	Rice	65 79	
								249	H	Fla. Atlantic	61 38	170	A	Louisiana Tech	69 58	

Non-Div I Games:

Little Rock

Average RPI Win:	102	WON-LOST	WINNING	LAST 10	STRENGTH OF	OPP. STRENGTH	TEAM	ADJ.	CONF.	ADJ CONF.
Average RPI Loss:	140	RECORD	PCT. RANK	GAMES	SCHEDULE	OF SCHEDULE	RPI	RPI	RPI	RPI

DIV. I ONLY	1- 5	290	1- 0	188	140	297	297	19	19
DIV. I NON-CONF.	1- 5	290	1- 0	188	140	297	297	19	19

TOTALS	RPI 1-25	RPI 26-50	W-L RECORDS	RPI 51-100	RPI 101-150	RPI 150+			
1- 5	0- 0	0- 1	OVERALL	0- 1	1- 2	0- 1			
1- 4	0- 0	0- 1	HOME	0- 1	1- 1	0- 1			
0- 1	0- 0	0- 0	AWAY	0- 0	0- 1	0- 0			
0- 0	0- 0	0- 0	NEUTRAL	0- 0	0- 0	0- 0			
1- 5	0- 0	0- 1	NON-CONFERENCE	0- 1	1- 2	0- 1			
1- 4	0- 0	0- 1	HOME	0- 1	1- 1	0- 1			
0- 1	0- 0	0- 0	AWAY	0- 0	0- 1	0- 0			
0- 0	0- 0	0- 0	NEUTRAL	0- 0	0- 0	0- 0			
0- 0	0- 0	0- 0	CONFERENCE	0- 0	0- 0	0- 0			
0- 0	0- 0	0- 0	HOME	0- 0	0- 0	0- 0			
0- 0	0- 0	0- 0	AWAY	0- 0	0- 0	0- 0			
0- 0	0- 0	0- 0	NEUTRAL	0- 0	0- 0	0- 0			

RPI 1-25	RPI 26-50	RPI 51-100	RPI 101+	Team's RPI: 297
RPI S Opponent Score	RPI S Opponent Score	RPI S Opponent Score	RPI S Opponent Score	
	38 H Southern Cal i forn i a 50 86	98 H Nevada 67 76	102 H Idaho 70 63	
			106 A Utah 59 82	
			149 H UNI 64 71	
			307 H Cal i forn i a Bapt i st 83 85	
LAST 12 Divisi on I GAMES:				
	149 H UNI 64 71	102 H Idaho 70 63		
	98 H Nevada 67 76			
	106 A Utah 59 82			
	38 H Southern Cal i forn i a 50 86			
	307 H Cal i forn i a Bapt i st 83 85			

Non-Div I Games:

Long Beach St.

Average RPI	Win: 340	WON-LOST	WINNING	LAST 10	STRENGTH OF	OPP. STRENGTH	TEAM	ADJ.	CONF.	ADJ CONF.
Average RPI	Loss: 170	RECORD	PCT. RANK	GAMES	SCHEDULE	OF SCHEDULE	RPI	RPI	RPI	RPI
DIV. I ONLY	1- 2	217	1- 0	346	166	343	343	29	29	
DIV. I NON-CONF.	1- 2	217	1- 0	346	166	343	343	29	29	

TOTALS	RPI 1-25	RPI 26-50	W-L RECORDS	RPI 51-100	RPI 101-150	RPI 150+				
1- 2	0- 0	0- 1	OVERALL	0- 0	0- 0	1- 1				
1- 1	0- 0	0- 0	HOME	0- 0	0- 0	1- 1				
0- 1	0- 0	0- 1	AWAY	0- 0	0- 0	0- 0				
0- 0	0- 0	0- 0	NEUTRAL	0- 0	0- 0	0- 0				
1- 2	0- 0	0- 1	NON-CONFERENCE	0- 0	0- 0	1- 1				
1- 1	0- 0	0- 0	HOME	0- 0	0- 0	1- 1				
0- 1	0- 0	0- 1	AWAY	0- 0	0- 0	0- 0				
0- 0	0- 0	0- 0	NEUTRAL	0- 0	0- 0	0- 0				
0- 0	0- 0	0- 0	CONFERENCE	0- 0	0- 0	0- 0				
0- 0	0- 0	0- 0	HOME	0- 0	0- 0	0- 0				
0- 0	0- 0	0- 0	AWAY	0- 0	0- 0	0- 0				
0- 0	0- 0	0- 0	NEUTRAL	0- 0	0- 0	0- 0				

RPI 1-25				RPI 26-50				RPI 51-100				RPI 101+ Team's RPI: 343			
RPI	S	Opponent	Score	RPI	S	Opponent	Score	RPI	S	Opponent	Score	RPI	S	Opponent	Score
				34	A	VCU	55 84					305	H	Wagner	60 86
												340	H	UMES	83 71
LAST 12 Division I GAMES:															
				340	H	UMES	83 71					305	H	Wagner	60 86
								34	A	VCU	55 84				

Non-Div I Games:

Longwood

Average RPI	Win:	187	WON-LOST	WINNING	LAST 10	STRENGTH OF	OPP. STRENGTH	TEAM	ADJ.	CONF.	ADJ CONF.
Average RPI	Loss:	164	RECORD	PCT. RANK	GAMES	SCHEDULE	OF SCHEDULE	RPI	RPI	RPI	RPI
DIV. I ONLY		3- 2		125	0- 1	256	59	170	170	20	20
DIV. I NON-CONF.		3- 2		125	0- 1	256	59	170	170	20	20

TOTALS	RPI 1-25		RPI 26-50		W-L RECORDS	RPI 51-100		RPI 101-150		RPI 150+	
3- 2	0- 0		0- 0		OVERALL	0- 0		1- 0		2- 2	
1- 1	0- 0		0- 0		HOME	0- 0		1- 0		0- 1	
2- 1	0- 0		0- 0		AWAY	0- 0		0- 0		2- 1	
0- 0	0- 0		0- 0		NEUTRAL	0- 0		0- 0		0- 0	
3- 2	0- 0		0- 0		NON-CONFERENCE	0- 0		1- 0		2- 2	
1- 1	0- 0		0- 0		HOME	0- 0		1- 0		0- 1	
2- 1	0- 0		0- 0		AWAY	0- 0		0- 0		2- 1	
0- 0	0- 0		0- 0		NEUTRAL	0- 0		0- 0		0- 0	
0- 0	0- 0		0- 0		CONFERENCE	0- 0		0- 0		0- 0	
0- 0	0- 0		0- 0		HOME	0- 0		0- 0		0- 0	
0- 0	0- 0		0- 0		AWAY	0- 0		0- 0		0- 0	
0- 0	0- 0		0- 0		NEUTRAL	0- 0		0- 0		0- 0	

RPI 1-25				RPI 26-50				RPI 51-100				RPI 101+ Team's RPI: 170			
RPI	S	Opponent	Score	RPI	S	Opponent	Score	RPI	S	Opponent	Score	RPI	S	Opponent	Score
												135	H	Houston	100 88
												163	A	Wichita St.	56 70
												165	H	Little Rock	58 69
												181	A	Arkansas St.	80 70
												246	A	Memphis	66 50

LAST 12 Division I GAMES:															
				163	A	Wichita St.	56 70								
				181	A	Arkansas St.	80 70								
				246	A	Memphis	66 50								
				135	H	Houston	100 88								
				165	H	Little Rock	58 69								

Non-Div I Games: LSU-Alexandria 112 70

Louisiana Tech

Average RPI	Win:	126	WON-LOST	WINNING	LAST 10	STRENGTH OF	OPP. STRENGTH	TEAM	ADJ.	CONF.	ADJ CONF.
Average RPI	Loss:	0	RECORD	PCT. RANK	GAMES	SCHEDULE	OF SCHEDULE	RPI	RPI	RPI	RPI
DIV. I ONLY		7- 0		1	1- 0	61	37	7	7	1	1
DIV. I NON-CONF.		7- 0		1	1- 0	61	37	7	7	1	1

TOTALS	RPI 1-25		RPI 26-50		W-L RECORDS	RPI 51-100		RPI 101-150		RPI 150+	
7- 0	0- 0		1- 0		OVERALL	2- 0		1- 0		3- 0	
2- 0	0- 0		0- 0		HOME	0- 0		1- 0		1- 0	
3- 0	0- 0		1- 0		AWAY	1- 0		0- 0		1- 0	
2- 0	0- 0		0- 0		NEUTRAL	1- 0		0- 0		1- 0	
7- 0	0- 0		1- 0		NON-CONFERENCE	2- 0		1- 0		3- 0	
2- 0	0- 0		0- 0		HOME	0- 0		1- 0		1- 0	
3- 0	0- 0		1- 0		AWAY	1- 0		0- 0		1- 0	
2- 0	0- 0		0- 0		NEUTRAL	1- 0		0- 0		1- 0	
0- 0	0- 0		0- 0		CONFERENCE	0- 0		0- 0		0- 0	
0- 0	0- 0		0- 0		HOME	0- 0		0- 0		0- 0	
0- 0	0- 0		0- 0		AWAY	0- 0		0- 0		0- 0	
0- 0	0- 0		0- 0		NEUTRAL	0- 0		0- 0		0- 0	

RPI 1-25	Team's RPI: 7	RPI 26-50	RPI 51-100	RPI 101+
RPI S Opponent Score		RPI S Opponent Score	RPI S Opponent Score	RPI S Opponent Score
		26 A Boise St. 74 55	62 N Arizona St. 58 56	147 H Nebraska 85 68
			71 A Chattanooga 75 49	162 H Miami (OH) 95 73
				202 N Hartford 86 69
				214 A Western Ky. 102 80

LAST 12 Division I GAMES:				
		147 H Nebraska 85 68	162 H Miami (OH) 95 73	
			202 N Hartford 86 69	
			62 N Arizona St. 58 56	
			26 A Boise St. 74 55	
			71 A Chattanooga 75 49	
			214 A Western Ky. 102 80	

Non-Div I Games:

Louisville

Average RPI	Win: 284	WON-LOST RECORD	WINNING PCT. RANK	LAST 10 GAMES	STRENGTH OF SCHEDULE	OPP. STRENGTH OF SCHEDULE	TEAM RPI	ADJ. RPI	CONF. RPI	ADJ CONF. RPI
Average RPI	Loss: 160									
DIV. I ONLY	4- 2	96	1- 0	338	100	239	239	15	15	
DIV. I NON-CONF.	4- 2	96	1- 0	338	100	239	239	15	15	
TOTALS	RPI 1-25	RPI 26-50	W-L RECORDS	RPI 51-100	RPI 101-150	RPI 150+				
4- 2	0- 0	0- 0	OVERALL	0- 0	0- 1	4- 1				
3- 0	0- 0	0- 0	HOME	0- 0	0- 0	3- 0				
1- 2	0- 0	0- 0	AWAY	0- 0	0- 1	1- 1				
0- 0	0- 0	0- 0	NEUTRAL	0- 0	0- 0	0- 0				
4- 2	0- 0	0- 0	NON-CONFERENCE	0- 0	0- 1	4- 1				
3- 0	0- 0	0- 0	HOME	0- 0	0- 0	3- 0				
1- 2	0- 0	0- 0	AWAY	0- 0	0- 1	1- 1				
0- 0	0- 0	0- 0	NEUTRAL	0- 0	0- 0	0- 0				
0- 0	0- 0	0- 0	CONFERENCE	0- 0	0- 0	0- 0				
0- 0	0- 0	0- 0	HOME	0- 0	0- 0	0- 0				
0- 0	0- 0	0- 0	AWAY	0- 0	0- 0	0- 0				
0- 0	0- 0	0- 0	NEUTRAL	0- 0	0- 0	0- 0				

RPI	S	Opponent	Score	RPI	S	Opponent	Score	RPI	S	Opponent	Score	RPI	S	Opponent	Score	Team's RPI: 239
												124	A	Youngstown St.	63	74
												196	A	Bowling Green	74	88
												218	A	UIC	75	60
												279	H	Detroit Mercy	52	43
												308	H	Purdue Fort Wayne	81	67
												331	H	Chicago St.	76	40
LAST 12 Division I GAMES:																
												308	H	Purdue Fort Wayne	81	67
												331	H	Chicago St.	76	40
												196	A	Bowling Green	74	88
												218	A	UIC	75	60
												279	H	Detroit Mercy	52	43
												124	A	Youngstown St.	63	74

Non-Div I Games:

Loyol a Chi cago

Average RPI	Win:	0	WON-LOST	WINNING	LAST 10	STRENGTH OF	OPP. STRENGTH	TEAM	ADJ.	CONF.	ADJ CONF.
Average RPI	Loss:	192	RECORD	PCT. RANK	GAMES	SCHEDULE	OF SCHEDULE	RPI	RPI	RPI	RPI
DIV. I ONLY		0- 6		317	0- 1	165	260	320	320	21	21
DIV. I NON-CONF.		0- 6		317	0- 1	165	260	320	320	21	21

TOTALS	RPI 1-25		RPI 26-50		W-L RECORDS	RPI 51-100		RPI 101-150		RPI 150+	
0- 6	0- 0		0- 0		OVERALL	0- 1		0- 1		0- 4	
0- 1	0- 0		0- 0		HOME	0- 0		0- 1		0- 0	
0- 4	0- 0		0- 0		AWAY	0- 0		0- 0		0- 4	
0- 1	0- 0		0- 0		NEUTRAL	0- 1		0- 0		0- 0	
0- 6	0- 0		0- 0		NON-CONFERENCE	0- 1		0- 1		0- 4	
0- 1	0- 0		0- 0		HOME	0- 0		0- 1		0- 0	
0- 4	0- 0		0- 0		AWAY	0- 0		0- 0		0- 4	
0- 1	0- 0		0- 0		NEUTRAL	0- 1		0- 0		0- 0	
0- 0	0- 0		0- 0		CONFERENCE	0- 0		0- 0		0- 0	
0- 0	0- 0		0- 0		HOME	0- 0		0- 0		0- 0	
0- 0	0- 0		0- 0		AWAY	0- 0		0- 0		0- 0	
0- 0	0- 0		0- 0		NEUTRAL	0- 0		0- 0		0- 0	

RPI 1-25				RPI 26-50				RPI 51-100				RPI 101+ Team's RPI: 320			
RPI	S	Opponent	Score	RPI	S	Opponent	Score	RPI	S	Opponent	Score	RPI	S	Opponent	Score
								59	N	Boston College	47 73	130	H	William & Mary	49 65
												164	A	George Mason	38 70
												166	A	Georgetown	30 45
												313	A	Dartmouth	41 54
												318	A	Saint Joseph's	46 49

LAST 12 Division I GAMES:								318	A	Saint Joseph's	46 49				
								59	N	Boston College	47 73				
								130	H	William & Mary	49 65				
								166	A	Georgetown	30 45				
								313	A	Dartmouth	41 54				
								164	A	George Mason	38 70				

Non-Div I Games:

Loyola Maryl and

Average RPI Loss: 111

DIV. I ONLY	5- 1	37	1- 0	196	61	90	90	6	6
DIV. I NON-CONF.	5- 1	37	1- 0	196	61	90	90	6	6
TOTALS	RPI 1-25	RPI 26-50	W-L RECORDS	RPI 51-100	RPI 101-150	RPI 150+			
5- 1	0- 0	0- 0	OVERALL	2- 0	1- 1	2- 0			
3- 1	0- 0	0- 0	HOME	2- 0	0- 1	1- 0			
2- 0	0- 0	0- 0	AWAY	0- 0	1- 0	1- 0			
0- 0	0- 0	0- 0	NEUTRAL	0- 0	0- 0	0- 0			
5- 1	0- 0	0- 0	NON-CONFERENCE	2- 0	1- 1	2- 0			
3- 1	0- 0	0- 0	HOME	2- 0	0- 1	1- 0			
2- 0	0- 0	0- 0	AWAY	0- 0	1- 0	1- 0			
0- 0	0- 0	0- 0	NEUTRAL	0- 0	0- 0	0- 0			
0- 0	0- 0	0- 0	CONFERENCE	0- 0	0- 0	0- 0			
0- 0	0- 0	0- 0	HOME	0- 0	0- 0	0- 0			
0- 0	0- 0	0- 0	AWAY	0- 0	0- 0	0- 0			
0- 0	0- 0	0- 0	NEUTRAL	0- 0	0- 0	0- 0			

[illegible]

Non-Div I Games:

Loyola Marymount

Average RPI Win:	192	WON-LOST	WINNING	LAST 10	STRENGTH OF	OPP. STRENGTH	TEAM	ADJ.	CONF.	ADJ CONF.
Average RPI Loss:	69	RECORD	PCT. RANK	GAMES	SCHEDULE	OF SCHEDULE	RPI	RPI	RPI	RPI
DIV. I ONLY	4- 2	96	1- 0	147	151	119	119	25	25	
DIV. I NON-CONF.	4- 2	96	1- 0	147	151	119	119	25	25	
TOTALS	RPI 1-25	RPI 26-50	W-L RECORDS	RPI 51-100	RPI 101-150	RPI 150+				
4- 2	0- 0	0- 0	OVERALL	1- 2	1- 0	2- 0				
1- 1	0- 0	0- 0	HOME	1- 1	0- 0	0- 0				
1- 1	0- 0	0- 0	AWAY	0- 1	0- 0	1- 0				
2- 0	0- 0	0- 0	NEUTRAL	0- 0	1- 0	1- 0				
4- 2	0- 0	0- 0	NON-CONFERENCE	1- 2	1- 0	2- 0				
1- 1	0- 0	0- 0	HOME	1- 1	0- 0	0- 0				
1- 1	0- 0	0- 0	AWAY	0- 1	0- 0	1- 0				
2- 0	0- 0	0- 0	NEUTRAL	0- 0	1- 0	1- 0				
0- 0	0- 0	0- 0	CONFERENCE	0- 0	0- 0	0- 0				
0- 0	0- 0	0- 0	HOME	0- 0	0- 0	0- 0				
0- 0	0- 0	0- 0	AWAY	0- 0	0- 0	0- 0				
0- 0	0- 0	0- 0	NEUTRAL	0- 0	0- 0	0- 0				

RPI S Opponent	RPI S Opponent	RPI S Opponent	RPI S Opponent	Team's RPI: 119
RPI 1-25	RPI 26-50	RPI 51-100	RPI 101+	
Score	Score	Score	Score	
58 A Green Bay	39 70	105 N Penn	47 46	
80 H Duke	63 66	237 A Bryant	74 57	
100 H Toledo	73 59	327 N N. C. A&T	58 52	
LAST 12 Division I GAMES:				
105 N Penn	47 46	327 N N. C. A&T	58 52	
58 A Green Bay	39 70	80 H Duke	63 66	
237 A Bryant	74 57	100 H Toledo	73 59	

Non-Div I Games:

Maine

Manhattan

M
a
n
h
a
t
t
a
n

Manhattan

Average RPI	Win:	237	WON-LOST	WINNING	LAST 10	STRENGTH OF	OPP. STRENGTH	TEAM	ADJ.	CONF.	ADJ CONF.
Average RPI	Loss:	155	RECORD	PCT. RANK	GAMES	SCHEDULE	OF SCHEDULE	RPI	RPI	RPI	RPI
DIV. I ONLY		5- 1		37	0- 1	275	162	142	142	27	27
DIV. I NON-CONF.		5- 1		37	0- 1	275	162	142	142	27	27

TOTALS	RPI 1-25		RPI 26-50		W-L RECORDS	RPI 51-100		RPI 101-150		RPI 150+	
5- 1	0- 0		0- 0		OVERALL	0- 0		1- 0		4- 1	
2- 0	0- 0		0- 0		HOME	0- 0		1- 0		1- 0	
1- 0	0- 0		0- 0		AWAY	0- 0		0- 0		1- 0	
2- 1	0- 0		0- 0		NEUTRAL	0- 0		0- 0		2- 1	
5- 1	0- 0		0- 0		NON-CONFERENCE	0- 0		1- 0		4- 1	
2- 0	0- 0		0- 0		HOME	0- 0		1- 0		1- 0	
1- 0	0- 0		0- 0		AWAY	0- 0		0- 0		1- 0	
2- 1	0- 0		0- 0		NEUTRAL	0- 0		0- 0		2- 1	
0- 0	0- 0		0- 0		CONFERENCE	0- 0		0- 0		0- 0	
0- 0	0- 0		0- 0		HOME	0- 0		0- 0		0- 0	
0- 0	0- 0		0- 0		AWAY	0- 0		0- 0		0- 0	
0- 0	0- 0		0- 0		NEUTRAL	0- 0		0- 0		0- 0	

Marist

Marist

RPI 1-25				RPI 26-50				RPI 51-100				RPI 101+ Team's RPI: 142			
RPI	S	Opponent	Score	RPI	S	Opponent	Score	RPI	S	Opponent	Score	RPI	S	Opponent	Score
												108	H	Boston U.	68 57
												155	N	Wright St.	60 76
												219	H	Temple	74 68
												266	N	Stetson	76 69
												283	N	Hofstra	71 57
												311	A	Navy	72 48

LAST 12 Division I GAMES:															
				155	N	Wright St.	60 76	283	N	Hofstra	71 57				
								266	N	Stetson	76 69				
								219	H	Temple	74 68				
								108	H	Boston U.	68 57				
								311	A	Navy	72 48				

Non-Div I Games:

Marist

Average RPI Win:	129	WON-LOST	WINNING	LAST 10	STRENGTH OF	OPP. STRENGTH	TEAM	ADJ.	CONF.	ADJ CONF.
Average RPI Loss:	27	RECORD	PCT. RANK	GAMES	SCHEDULE	OF SCHEDULE	RPI	RPI	RPI	RPI
DIV. I ONLY	5- 1	37	1- 0	126	27	22	22	7	7	
DIV. I NON-CONF.	5- 1	37	1- 0	126	27	22	22	7	7	

TOTALS	RPI 1-25	RPI 26-50	W-L RECORDS	RPI 51-100	RPI 101-150	RPI 150+				
5- 1	1- 0	0- 1	OVERALL	1- 0	1- 0	2- 0				
4- 0	1- 0	0- 0	HOME	1- 0	1- 0	1- 0				
1- 1	0- 0	0- 1	AWAY	0- 0	0- 0	1- 0				
0- 0	0- 0	0- 0	NEUTRAL	0- 0	0- 0	0- 0				
5- 1	1- 0	0- 1	NON-CONFERENCE	1- 0	1- 0	2- 0				
4- 0	1- 0	0- 0	HOME	1- 0	1- 0	1- 0				
1- 1	0- 0	0- 1	AWAY	0- 0	0- 0	1- 0				
0- 0	0- 0	0- 0	NEUTRAL	0- 0	0- 0	0- 0				
0- 0	0- 0	0- 0	CONFERENCE	0- 0	0- 0	0- 0				
0- 0	0- 0	0- 0	HOME	0- 0	0- 0	0- 0				
0- 0	0- 0	0- 0	AWAY	0- 0	0- 0	0- 0				
0- 0	0- 0	0- 0	NEUTRAL	0- 0	0- 0	0- 0				

RPI 1-25				RPI 26-50				RPI 51-100				RPI 101+			
RPI	S	Opponent	Score	RPI	S	Opponent	Score	RPI	S	Opponent	Score	RPI	S	Opponent	Score
20	H	South Dakota St.	91 52	27	A	Miami (FL)	55 63	78	H	Montana St.	100 52	149	H	UNI	102 61
												178	A	Milwaukee	83 74
												218	H	UIC	96 32

LAST 12 Division I GAMES:															
				27	A	Miami (FL)	55 63	149	H	UNI	102 61				
				178	A	Milwaukee	83 74								
				218	H	UIC	96 32								
				78	H	Montana St.	100 52								
				20	H	South Dakota St.	91 52								

Non-Div I Games:

Marquette

Average RPI Win:	346	WON-LOST	WINNING	LAST 10	STRENGTH OF	OPP. STRENGTH	TEAM	ADJ.	CONF.	ADJ CONF.
Average RPI Loss:	184	RECORD	PCT. RANK	GAMES	SCHEDULE	OF SCHEDULE	RPI	RPI	RPI	RPI
DIV. I ONLY	1- 4	275	1- 0	246	320	322	322	20	20	
DIV. I NON-CONF.	1- 4	275	1- 0	246	320	322	322	20	20	

TOTALS	RPI 1-25	RPI 26-50	W-L RECORDS	RPI 51-100	RPI 101-150	RPI 150+				
1- 4	0- 0	0- 0	OVERALL	0- 1	0- 0	1- 3				
1- 1	0- 0	0- 0	HOME	0- 1	0- 0	1- 0				
0- 3	0- 0	0- 0	AWAY	0- 0	0- 0	0- 3				
0- 0	0- 0	0- 0	NEUTRAL	0- 0	0- 0	0- 0				
1- 4	0- 0	0- 0	NON-CONFERENCE	0- 1	0- 0	1- 3				
1- 1	0- 0	0- 0	HOME	0- 1	0- 0	1- 0				
0- 3	0- 0	0- 0	AWAY	0- 0	0- 0	0- 3				
0- 0	0- 0	0- 0	NEUTRAL	0- 0	0- 0	0- 0				
0- 0	0- 0	0- 0	CONFERENCE	0- 0	0- 0	0- 0				
0- 0	0- 0	0- 0	HOME	0- 0	0- 0	0- 0				
0- 0	0- 0	0- 0	AWAY	0- 0	0- 0	0- 0				
0- 0	0- 0	0- 0	NEUTRAL	0- 0	0- 0	0- 0				

RPI 1-25				RPI 26-50				RPI 51-100				RPI 101+ Team's RPI: 322						
RPI	S	Opponent	Score	RPI	S	Opponent	Score	RPI	S	Opponent	Score	RPI	S	Opponent	Score			
								70	H	Indiana St.	53	62	196	A	Bowling Green	76	99	
													206	A	Appalachian St.	52	74	
													262	A	Southern Ill.	49	58	
													346	H	Evansville	72	65	
LAST 12 Division I GAMES:																		
				346	H	Evansville	72	65	206	A	Appalachian St.	52	74	262	A	Southern Ill.	49	58
									196	A	Bowling Green	76	99	70	H	Indiana St.	53	62

Non-Div I Games: Bluefield St. 82 29

Marshall

Average RPI Win: 185

Average RPI Loss: 0

WON-LOST
RECORDWINNING
PCT. RANKLAST 10
GAMESSTRENGTH OF
SCHEDULEOPP. STRENGTH
OF SCHEDULETEAM
RPIADJ.
RPICONF.
RPIADJ CONF.
RPIDIV. I ONLY
DIV. I NON-CONF.7- 0
7- 01
11- 0
1- 0261
26166
6651
5151
513
33
3

TOTALS

RPI 1-25

RPI 26-50

W-L RECORDS

RPI 51-100

RPI 101-150

RPI 150+

7- 0
3- 0
2- 0
2- 00- 0
0- 0
0- 0
0- 00- 0
0- 0
0- 0
0- 0OVERALL
HOME
AWAY
NEUTRAL0- 0
0- 0
0- 0
0- 03- 0
2- 0
1- 0
0- 04- 0
1- 0
1- 0
2- 07- 0
3- 0
2- 0
2- 00- 0
0- 0
0- 0
0- 00- 0
0- 0
0- 0
0- 0NON-CONFERENCE
HOME
AWAY
NEUTRAL0- 0
0- 0
0- 0
0- 03- 0
2- 0
1- 0
0- 04- 0
1- 0
1- 0
2- 00- 0
0- 0
0- 0
0- 00- 0
0- 0
0- 0
0- 00- 0
0- 0
0- 0
0- 0CONFERENCE
HOME
AWAY
NEUTRAL0- 0
0- 0
0- 0
0- 00- 0
0- 0
0- 0
0- 00- 0
0- 0
0- 0
0- 0

RPI S Opponent Score

RPI S Opponent Score

RPI S Opponent Score

RPI S Opponent Score

107	H	Georgia Tech	67	54
122	A	South Carolina	85	61
146	H	Dayton	82	71
187	N	Georgia	58	51
192	H	Coppin St.	93	36
200	A	George Washington	69	30
342	N	Morgan St.	68	44

LAST 12 Division I GAMES:

342	N	Morgan St.	68	44
122	A	South Carolina	85	61
200	A	George Washington	69	30
146	H	Dayton	82	71
192	H	Coppin St.	93	36

107	H	Georgia Tech	67	54
187	N	Georgia	58	51

Maryland

Maryland

Non-Div I Games:

Maryland

■ Loss, ■ Non-Conf, S Site, ■ Home ■ Away N Neutral

Average RPI Win:	261	WON-LOST	WINNING	LAST 10	STRENGTH OF	OPP. STRENGTH	TEAM	ADJ.	CONF.	ADJ CONF.
Average RPI Loss:	150	RECORD	PCT. RANK	GAMES	SCHEDULE	OF SCHEDULE	RPI	RPI	RPI	RPI
DIV. I ONLY	5- 3	119	0- 1	244	293	211	211	18	18	
DIV. I NON-CONF.	5- 3	119	0- 1	244	293	211	211	18	18	

TOTALS	RPI 1-25	RPI 26-50	W-L RECORDS	RPI 51-100	RPI 101-150	RPI 150+				
5- 3	0- 1	0- 0	OVERALL	0- 0	0- 0	5- 2				
3- 1	0- 0	0- 0	HOME	0- 0	0- 0	3- 1				
1- 1	0- 0	0- 0	AWAY	0- 0	0- 0	1- 1				
1- 1	0- 1	0- 0	NEUTRAL	0- 0	0- 0	1- 0				
5- 3	0- 1	0- 0	NON-CONFERENCE	0- 0	0- 0	5- 2				
3- 1	0- 0	0- 0	HOME	0- 0	0- 0	3- 1				
1- 1	0- 0	0- 0	AWAY	0- 0	0- 0	1- 1				
1- 1	0- 1	0- 0	NEUTRAL	0- 0	0- 0	1- 0				
0- 0	0- 0	0- 0	CONFERENCE	0- 0	0- 0	0- 0				
0- 0	0- 0	0- 0	HOME	0- 0	0- 0	0- 0				
0- 0	0- 0	0- 0	AWAY	0- 0	0- 0	0- 0				
0- 0	0- 0	0- 0	NEUTRAL	0- 0	0- 0	0- 0				

RPI 1-25				RPI 26-50				RPI 51-100				RPI 101+ Team's RPI: 211			
RPI	S	Opponent	Score	RPI	S	Opponent	Score	RPI	S	Opponent	Score	RPI	S	Opponent	Score
25	N	Bucknell	58 77									168	H	North Dakota	52 59
												208	H	Sacred Heart	78 61
												222	A	Brown	90 61
												256	A	Towson	53 78
												260	N	Fairfield	59 49
												280	H	Central Conn. St.	74 59
												337	H	UTRGV	74 70

LAST 12 Division I GAMES:															
168	H	North Dakota	52 59	260	N	Fairfield	59 49	222	A	Brown	90 61				
208	H	Sacred Heart	78 61					25	N	Bucknell	58 77				
								337	H	UTRGV	74 70				
								280	H	Central Conn. St.	74 59				
								256	A	Towson	53 78				

Non-Div I Games:

Massachusetts

Average RPI Win:	0	WON-LOST	WINNING	LAST 10	STRENGTH OF	OPP. STRENGTH	TEAM	ADJ.	CONF.	ADJ CONF.
Average RPI Loss:	195	RECORD	PCT. RANK	GAMES	SCHEDULE	OF SCHEDULE	RPI	RPI	RPI	RPI
DIV. I ONLY	0- 5	317	0- 1	220	331	335	335	22	22	
DIV. I NON-CONF.	0- 5	317	0- 1	220	331	335	335	22	22	

TOTALS	RPI 1-25	RPI 26-50	W-L RECORDS	RPI 51-100	RPI 101-150	RPI 150+				
0- 5	0- 0	0- 1	OVERALL	0- 0	0- 0	0- 4				
0- 1	0- 0	0- 0	HOME	0- 0	0- 0	0- 1				
0- 4	0- 0	0- 1	AWAY	0- 0	0- 0	0- 3				
0- 0	0- 0	0- 0	NEUTRAL	0- 0	0- 0	0- 0				
0- 5	0- 0	0- 1	NON-CONFERENCE	0- 0	0- 0	0- 4				
0- 1	0- 0	0- 0	HOME	0- 0	0- 0	0- 1				
0- 4	0- 0	0- 1	AWAY	0- 0	0- 0	0- 3				
0- 0	0- 0	0- 0	NEUTRAL	0- 0	0- 0	0- 0				
0- 0	0- 0	0- 0	CONFERENCE	0- 0	0- 0	0- 0				
0- 0	0- 0	0- 0	HOME	0- 0	0- 0	0- 0				
0- 0	0- 0	0- 0	AWAY	0- 0	0- 0	0- 0				
0- 0	0- 0	0- 0	NEUTRAL	0- 0	0- 0	0- 0				

RPI 1-25				RPI 26-50				RPI 51-100				RPI 101+ Team's RPI: 335			
RPI	S	Opponent	Score	RPI	S	Opponent	Score	RPI	S	Opponent	Score	RPI	S	Opponent	Score
				28	A	Texas	40 96					184	A	Ri ce	65 93
												244	A	La. -Monroe	60 69
												255	A	Grambl i ng	51 75
												263	H	Loui si ana	59 70
LAST 12 Di vi si on I GAMES:															
				184	A	Ri ce	65 93								
				244	A	La. -Monroe	60 69								
				28	A	Texas	40 96								
				263	H	Loui si ana	59 70								
				255	A	Grambl i ng	51 75								

Non-Di v I Games: LSU-Alexandria 60 68

McNeese

Average RPI Win:	270	WON-LOST	WINNING	LAST 10	STRENGTH OF	OPP. STRENGTH	TEAM	ADJ.	CONF.	ADJ CONF.
Average RPI Loss:	164	RECORD	PCT. RANK	GAMES	SCHEDULE	OF SCHEDULE	RPI	RPI	RPI	RPI
DIV. I ONLY	2- 4	217	0- 1	173	249	246	246	8	8	
DIV. I NON-CONF.	2- 4	217	0- 1	173	249	246	246	8	8	

TOTALS	RPI 1-25	RPI 26-50	W-L RECORDS	RPI 51-100	RPI 101-150	RPI 150+				
2- 4	0- 0	0- 0	OVERALL	0- 0	0- 1	2- 3				
1- 1	0- 0	0- 0	HOME	0- 0	0- 0	1- 1				
0- 3	0- 0	0- 0	AWAY	0- 0	0- 1	0- 2				
1- 0	0- 0	0- 0	NEUTRAL	0- 0	0- 0	1- 0				
2- 4	0- 0	0- 0	NON-CONFERENCE	0- 0	0- 1	2- 3				
1- 1	0- 0	0- 0	HOME	0- 0	0- 0	1- 1				
0- 3	0- 0	0- 0	AWAY	0- 0	0- 1	0- 2				
1- 0	0- 0	0- 0	NEUTRAL	0- 0	0- 0	1- 0				
0- 0	0- 0	0- 0	CONFERENCE	0- 0	0- 0	0- 0				
0- 0	0- 0	0- 0	HOME	0- 0	0- 0	0- 0				
0- 0	0- 0	0- 0	AWAY	0- 0	0- 0	0- 0				
0- 0	0- 0	0- 0	NEUTRAL	0- 0	0- 0	0- 0				

RPI 1-25				RPI 26-50				RPI 51-100				RPI 101+ Team's RPI: 246			
RPI	S	Opponent	Score	RPI	S	Opponent	Score	RPI	S	Opponent	Score	RPI	S	Opponent	Score
												117	A	UAB	54 85
												170	H	Louisiana Tech	50 66
												181	A	Arkansas St.	66 77
												186	A	Coastal Caro.	71 90
												247	N	Mercer	59 53
												293	H	Jackson St.	68 67

LAST 12 Division I GAMES:															
								186	A	Coastal Caro.	71 90				
								247	N	Mercer	59 53				
								170	H	Louisiana Tech	50 66				
								117	A	UAB	54 85				
								181	A	Arkansas St.	66 77				
								293	H	Jackson St.	68 67				

Non-Div I Games:

Memphis

Average RPI Win: 225
Average RPI Loss: 166

WON-LOST
RECORD

WINNING
PCT. RANK

LAST 10
GAMES

STRENGTH OF
SCHEDULE

OPP. STRENGTH
OF SCHEDULE

TEAM
RPI

ADJ.
RPI

CONF.
RPI

ADJ CONF.
RPI

DIV. I ONLY
DIV. I NON-CONF.

3- 4
3- 4

187
187

0- 1
0- 1

286
286

82
82

247
247

247
247

24
24

24
24

TOTALS

RPI 1-25

RPI 26-50

W-L RECORDS

RPI 51-100

RPI 101-150

RPI 150+

3- 4

0- 0

0- 0

OVERALL

0- 1

0- 0

3- 3

1- 1

0- 0

0- 0

HOME

0- 1

0- 0

1- 0

1- 2

0- 0

0- 0

AWAY

0- 0

0- 0

1- 2

1- 1

0- 0

0- 0

NEUTRAL

0- 0

0- 0

1- 1

3- 4

0- 0

0- 0

NON-CONFERENCE

0- 1

0- 0

3- 3

1- 1

0- 0

0- 0

HOME

0- 1

0- 0

1- 0

1- 2

0- 0

0- 0

AWAY

0- 0

0- 0

1- 2

1- 1

0- 0

0- 0

NEUTRAL

0- 0

0- 0

1- 1

0- 0

0- 0

0- 0

CONFERENCE

0- 0

0- 0

0- 0

0- 0

0- 0

0- 0

HOME

0- 0

0- 0

0- 0

0- 0

0- 0

0- 0

AWAY

0- 0

0- 0

0- 0

0- 0

0- 0

0- 0

NEUTRAL

0- 0

0- 0

0- 0

RPI 1-25

RPI 26-50

RPI 51-100

RPI 101+

Team's RPI: 247

RPI S Opponent Score

RPI S Opponent Score

RPI S Opponent Score

RPI S Opponent Score

60 H UCF 42 76

169 A Wake Forest 54 69

187 A Georgia 60 67

196 N Bowling Green 76 63

209 H Florida 92 82

246 N Memphis 53 59

270 A Ga. Southern 79 72

LAST 12 Division I GAMES:

187 A Georgia 60 67

196 N Bowling Green 76 63

246 N Memphis 53 59

60 H UCF 42 76

209 H Florida 92 82

270 A Ga. Southern 79 72

169 A Wake Forest 54 69

Mercer

Average RPI Win:	167	WON-LOST	WINNING	LAST 10	STRENGTH OF	OPP. STRENGTH	TEAM	ADJ.	CONF.	ADJ CONF.
Average RPI Loss:	42	RECORD	PCT. RANK	GAMES	SCHEDULE	OF SCHEDULE	RPI	RPI	RPI	RPI
DIV. I ONLY	6- 2	73	2- 1	93	52	27	27	1	1	
DIV. I NON-CONF.	6- 2	73	2- 1	93	52	27	27	1	1	

TOTALS	RPI 1-25	RPI 26-50	W-L RECORDS	RPI 51-100	RPI 101-150	RPI 150+				
6- 2	1- 1	0- 0	OVERALL	0- 1	2- 0	3- 0				
5- 0	1- 0	0- 0	HOME	0- 0	2- 0	2- 0				
1- 2	0- 1	0- 0	AWAY	0- 1	0- 0	1- 0				
0- 0	0- 0	0- 0	NEUTRAL	0- 0	0- 0	0- 0				
6- 2	1- 1	0- 0	NON-CONFERENCE	0- 1	2- 0	3- 0				
5- 0	1- 0	0- 0	HOME	0- 0	2- 0	2- 0				
1- 2	0- 1	0- 0	AWAY	0- 1	0- 0	1- 0				
0- 0	0- 0	0- 0	NEUTRAL	0- 0	0- 0	0- 0				
0- 0	0- 0	0- 0	CONFERENCE	0- 0	0- 0	0- 0				
0- 0	0- 0	0- 0	HOME	0- 0	0- 0	0- 0				
0- 0	0- 0	0- 0	AWAY	0- 0	0- 0	0- 0				
0- 0	0- 0	0- 0	NEUTRAL	0- 0	0- 0	0- 0				

RPI S Opponent Score	RPI S Opponent Score	Team's RPI: 27	RPI S Opponent Score	RPI S Opponent Score
6 A Iowa St. 52 75			77 A Purdue 63 74	115 H SFA 81 60
22 H Marquette 63 55				147 H Nebraska 82 68
				202 H Hartford 75 62
				219 H Temple 73 61
				298 A FIU 94 43
LAST 12 Division I GAMES:				
147 H Nebraska 82 68	202 H Hartford 75 62			
115 H SFA 81 60	22 H Marquette 63 55			
298 A FIU 94 43	6 A Iowa St. 52 75			
	77 A Purdue 63 74			
	219 H Temple 73 61			

Non-Div I Games:

Miami (FL)

Average RPI	Win: 293	WON-LOST	WINNING	LAST 10	STRENGTH OF	OPP. STRENGTH	TEAM	ADJ.	CONF.	ADJ CONF.
Average RPI	Loss: 7	RECORD	PCT. RANK	GAMES	SCHEDULE	OF SCHEDULE	RPI	RPI	RPI	RPI
DIV. I ONLY	4- 1	61	0- 1	313	147	162	162	11	11	
DIV. I NON-CONF.	4- 1	61	0- 1	313	147	162	162	11	11	

TOTALS	RPI 1-25	RPI 26-50	W-L RECORDS	RPI 51-100	RPI 101-150	RPI 150+				
4- 1	0- 1	0- 0	OVERALL	0- 0	0- 0	4- 0				
2- 0	0- 0	0- 0	HOME	0- 0	0- 0	2- 0				
2- 1	0- 1	0- 0	AWAY	0- 0	0- 0	2- 0				
0- 0	0- 0	0- 0	NEUTRAL	0- 0	0- 0	0- 0				
4- 1	0- 1	0- 0	NON-CONFERENCE	0- 0	0- 0	4- 0				
2- 0	0- 0	0- 0	HOME	0- 0	0- 0	2- 0				
2- 1	0- 1	0- 0	AWAY	0- 0	0- 0	2- 0				
0- 0	0- 0	0- 0	NEUTRAL	0- 0	0- 0	0- 0				
0- 0	0- 0	0- 0	CONFERENCE	0- 0	0- 0	0- 0				
0- 0	0- 0	0- 0	HOME	0- 0	0- 0	0- 0				
0- 0	0- 0	0- 0	AWAY	0- 0	0- 0	0- 0				
0- 0	0- 0	0- 0	NEUTRAL	0- 0	0- 0	0- 0				

RPI 1-25				RPI 26-50				RPI 51-100				RPI 101+ Team's RPI: 162			
RPI	S	Opponent	Score	RPI	S	Opponent	Score	RPI	S	Opponent	Score	RPI	S	Opponent	Score
7	A	Louisville	73 95									269	H	Eastern Ky.	60 44
												275	H	High Point	68 55
												279	A	Detroit Mercy	78 59
												348	A	Cani si us	62 59

LAST 12 Division I GAMES:															
7	A	Louisville	73 95	269	H	Eastern Ky.	60 44								
275	H	High Point	68 55	348	A	Cani si us	62 59								
279	A	Detroit Mercy	78 59												

Non-Div I Games:

Miami (OH)

Average RPI	Win:	204	WON-LOST	WINNING	LAST 10	STRENGTH OF	OPP. STRENGTH	TEAM	ADJ.	CONF.	ADJ CONF.
Average RPI	Loss:	17	RECORD	PCT. RANK	GAMES	SCHEDULE	OF SCHEDULE	RPI	RPI	RPI	RPI
DIV. I ONLY		5- 2	88	1- 1	50	120	24	24	3	3	
DIV. I NON-CONF.		5- 2	88	1- 1	50	120	24	24	3	3	

TOTALS	RPI 1-25		RPI 26-50		W-L RECORDS	RPI 51-100		RPI 101-150		RPI 150+	
5- 2	0- 1		0- 1		OVERALL	2- 0		0- 0		3- 0	
2- 0	0- 0		0- 0		HOME	0- 0		0- 0		2- 0	
1- 1	0- 1		0- 0		AWAY	0- 0		0- 0		1- 0	
2- 1	0- 0		0- 1		NEUTRAL	2- 0		0- 0		0- 0	
5- 2	0- 1		0- 1		NON-CONFERENCE	2- 0		0- 0		3- 0	
2- 0	0- 0		0- 0		HOME	0- 0		0- 0		2- 0	
1- 1	0- 1		0- 0		AWAY	0- 0		0- 0		1- 0	
2- 1	0- 0		0- 1		NEUTRAL	2- 0		0- 0		0- 0	
0- 0	0- 0		0- 0		CONFERENCE	0- 0		0- 0		0- 0	
0- 0	0- 0		0- 0		HOME	0- 0		0- 0		0- 0	
0- 0	0- 0		0- 0		AWAY	0- 0		0- 0		0- 0	
0- 0	0- 0		0- 0		NEUTRAL	0- 0		0- 0		0- 0	

RPI 1-25				RPI 26-50				RPI 51-100				RPI 101+			
RPI	S	Opponent	Score	RPI	S	Opponent	Score	RPI	S	Opponent	Score	RPI	S	Opponent	Score
5	A	NC State	55 66	28	N	Texas	52 69	81	N	Missouri	70 54	261	H	Mt. St. Mary's	88 40
								88	N	Washington	80 73	279	H	Detroit Mercy	95 62
												309	A	Western Mi ch.	79 42

LAST 12 Division I GAMES:															
279	H	Detroit Mercy	95 62	88	N	Washington	80 73	28	N	Texas	52 69	5	A	NC State	55 66
309	A	Western Mi ch.	79 42									81	N	Missouri	70 54
261	H	Mt. St. Mary's	88 40												

Non-Div I Games:

Mi chi gan

Average RPI	Win:	191	WON-LOST	WINNING	LAST 10	STRENGTH OF	OPP. STRENGTH	TEAM	ADJ.	CONF.	ADJ CONF.
Average RPI	Loss:	5	RECORD	PCT. RANK	GAMES	SCHEDULE	OF SCHEDULE	RPI	RPI	RPI	RPI
DIV. I ONLY		5- 1		37	1- 0	171	25	57	57	3	3
DIV. I NON-CONF.		5- 1		37	1- 0	171	25	57	57	3	3

TOTALS	RPI 1-25		RPI 26-50		W-L RECORDS	RPI 51-100		RPI 101-150		RPI 150+	
5- 1	0- 1		0- 0		OVERALL	0- 0		1- 0		4- 0	
4- 0	0- 0		0- 0		HOME	0- 0		1- 0		3- 0	
0- 0	0- 0		0- 0		AWAY	0- 0		0- 0		0- 0	
1- 1	0- 1		0- 0		NEUTRAL	0- 0		0- 0		1- 0	
5- 1	0- 1		0- 0		NON-CONFERENCE	0- 0		1- 0		4- 0	
4- 0	0- 0		0- 0		HOME	0- 0		1- 0		3- 0	
0- 0	0- 0		0- 0		AWAY	0- 0		0- 0		0- 0	
1- 1	0- 1		0- 0		NEUTRAL	0- 0		0- 0		1- 0	
0- 0	0- 0		0- 0		CONFERENCE	0- 0		0- 0		0- 0	
0- 0	0- 0		0- 0		HOME	0- 0		0- 0		0- 0	
0- 0	0- 0		0- 0		AWAY	0- 0		0- 0		0- 0	
0- 0	0- 0		0- 0		NEUTRAL	0- 0		0- 0		0- 0	

RPI	S	Opponent	Score	RPI	S	Opponent	Score	RPI	S	Opponent	Score	RPI	S	Opponent	Score
5	N	NC State	74 78									125	H	Virginia	91 66
												155	H	Wright St.	84 68
												196	H	Bowling Green	99 69
												236	N	Kennesaw St.	75 51
												241	H	ETSU	75 53

Team's RPI: 57															
LAST 12 Division I GAMES:															
125	H	Virginia	91 66	155	H	Wright St.	84 68								
236	N	Kennesaw St.	75 51	241	H	ETSU	75 53								
5	N	NC State	74 78	196	H	Bowling Green	99 69								

Non-Div I Games:

Michigan St.

Average RPI	Win: 212	WON-LOST	WINNING	LAST 10	STRENGTH OF	OPP. STRENGTH	TEAM	ADJ.	CONF.	ADJ CONF.
Average RPI	Loss: 94	RECORD	PCT. RANK	GAMES	SCHEDULE	OF SCHEDULE	RPI	RPI	RPI	RPI
DIV. I ONLY	6- 2	73	1- 0	199	108	114	114	20	20	
DIV. I NON-CONF.	6- 2	73	1- 0	199	108	114	114	20	20	

TOTALS	RPI 1-25	RPI 26-50	W-L RECORDS	RPI 51-100	RPI 101-150	RPI 150+				
6- 2	0- 0	0- 1	OVERALL	0- 0	0- 0	6- 1				
3- 1	0- 0	0- 1	HOME	0- 0	0- 0	3- 0				
2- 1	0- 0	0- 0	AWAY	0- 0	0- 0	2- 1				
1- 0	0- 0	0- 0	NEUTRAL	0- 0	0- 0	1- 0				
6- 2	0- 0	0- 1	NON-CONFERENCE	0- 0	0- 0	6- 1				
3- 1	0- 0	0- 1	HOME	0- 0	0- 0	3- 0				
2- 1	0- 0	0- 0	AWAY	0- 0	0- 0	2- 1				
1- 0	0- 0	0- 0	NEUTRAL	0- 0	0- 0	1- 0				
0- 0	0- 0	0- 0	CONFERENCE	0- 0	0- 0	0- 0				
0- 0	0- 0	0- 0	HOME	0- 0	0- 0	0- 0				
0- 0	0- 0	0- 0	AWAY	0- 0	0- 0	0- 0				
0- 0	0- 0	0- 0	NEUTRAL	0- 0	0- 0	0- 0				

RPI 1-25				RPI 26-50				RPI 51-100				RPI 101+ Team's RPI: 114			
RPI	S	Opponent	Score	RPI	S	Opponent	Score	RPI	S	Opponent	Score	RPI	S	Opponent	Score
				31	H	Belmont	38 45					156	A	Tennessee Tech	64 68
												158	H	Vanderbilt	65 58
												171	H	Mississippi Val.	101 51
												183	H	Georgia St.	69 54
												215	A	UNLV	66 62
												234	A	Furman	78 71
												313	N	Dartmouth	70 58
LAST 12 Division I GAMES:															
171	H	Mississippi Val.	101 51	215	A	UNLV	66 62								
31	H	Belmont	38 45	183	H	Georgia St.	69 54								
156	A	Tennessee Tech	64 68	313	N	Dartmouth	70 58								
234	A	Furman	78 71												
158	H	Vanderbilt	65 58												

Non-Div I Games:

Middle Tenn.

Average RPI	Win: 209	WON-LOST RECORD	WINNING PCT. RANK	LAST 10 GAMES	STRENGTH OF SCHEDULE	OPP. STRENGTH OF SCHEDULE	TEAM RPI	ADJ. RPI	CONF. RPI	ADJ CONF. RPI
Average RPI	Loss: 78									
DIV. I ONLY		2- 5	249	0- 1	72	111	178	178	13	13
DIV. I NON-CONF.		2- 5	249	0- 1	72	111	178	178	13	13

TOTALS	RPI 1-25		RPI 26-50		W-L RECORDS	RPI 51-100	RPI 101-150		RPI 150+	
2- 5	0- 1		0- 1		OVERALL	0- 1	1- 2		1- 0	
1- 2	0- 1		0- 0		HOME	0- 0	0- 1		1- 0	
0- 3	0- 0		0- 1		AWAY	0- 1	0- 1		0- 0	
1- 0	0- 0		0- 0		NEUTRAL	0- 0	1- 0		0- 0	
2- 5	0- 1		0- 1		NON-CONFERENCE	0- 1	1- 2		1- 0	
1- 2	0- 1		0- 0		HOME	0- 0	0- 1		1- 0	
0- 3	0- 0		0- 1		AWAY	0- 1	0- 1		0- 0	
1- 0	0- 0		0- 0		NEUTRAL	0- 0	1- 0		0- 0	
0- 0	0- 0		0- 0		CONFERENCE	0- 0	0- 0		0- 0	
0- 0	0- 0		0- 0		HOME	0- 0	0- 0		0- 0	
0- 0	0- 0		0- 0		AWAY	0- 0	0- 0		0- 0	
0- 0	0- 0		0- 0		NEUTRAL	0- 0	0- 0		0- 0	

RPI 1-25				RPI 26-50				RPI 51-100				RPI 101+ Team's RPI: 178			
RPI	S	Opponent	Score	RPI	S	Opponent	Score	RPI	S	Opponent	Score	RPI	S	Opponent	Score
22	H	Marquette	74 83	46	A	Indiana	66 68	73	A	Saint Mary's (CA)	71 73	103	N	UC Riverside	56 54
												113	A	Fresno St.	48 65
												134	H	Wisconsin	57 68
												315	H	Columbia	78 65

LAST 12 Division I GAMES:															
22	H	Marquette	74 83	103	N	UC Riverside	56 54	73	A	Saint Mary's (CA)	71 73	113	A	Fresno St.	48 65
				315	H	Columbia	78 65	134	H	Wisconsin	57 68	46	A	Indiana	66 68

Non-Div I Games:

**M
i
n
n
e
s
o
t
a**

M
i
n
n
e
s
o
t
a

Minnesota

Average RPI Win:	173	WON-LOST	WINNING	LAST 10	STRENGTH OF	OPP. STRENGTH	TEAM	ADJ.	CONF.	ADJ CONF.
Average RPI Loss:	0	RECORD	PCT. RANK	GAMES	SCHEDULE	OF SCHEDULE	RPI	RPI	RPI	RPI
DIV. I ONLY	7- 0	1	1- 0	327	7	84	84	4	4	
DIV. I NON-CONF.	7- 0	1	1- 0	327	7	84	84	4	4	

TOTALS	RPI 1-25	RPI 26-50	W-L RECORDS	RPI 51-100	RPI 101-150	RPI 150+				
7- 0	1- 0	0- 0	OVERALL	0- 0	1- 0	5- 0				
5- 0	1- 0	0- 0	HOME	0- 0	0- 0	4- 0				
2- 0	0- 0	0- 0	AWAY	0- 0	1- 0	1- 0				
0- 0	0- 0	0- 0	NEUTRAL	0- 0	0- 0	0- 0				
7- 0	1- 0	0- 0	NON-CONFERENCE	0- 0	1- 0	5- 0				
5- 0	1- 0	0- 0	HOME	0- 0	0- 0	4- 0				
2- 0	0- 0	0- 0	AWAY	0- 0	1- 0	1- 0				
0- 0	0- 0	0- 0	NEUTRAL	0- 0	0- 0	0- 0				
0- 0	0- 0	0- 0	CONFERENCE	0- 0	0- 0	0- 0				
0- 0	0- 0	0- 0	HOME	0- 0	0- 0	0- 0				
0- 0	0- 0	0- 0	AWAY	0- 0	0- 0	0- 0				
0- 0	0- 0	0- 0	NEUTRAL	0- 0	0- 0	0- 0				

RPI S Opponent Score	RPI S Opponent Score	RPI S Opponent Score	RPI S Opponent Score
11 H Lamar University 104 53			125 A Virginia 72 44
			165 A Little Rock 98 63
			191 H Southeast Mo. St. 88 53
			192 H Coppin St. 110 38
			234 H Furman 106 41
			293 H Jackson St. 105 38
LAST 12 Division I GAMES:			
191 H Southeast Mo. St. 88 53	165 A Little Rock 98 63	293 H Jackson St. 105 38	
	234 H Furman 106 41		
	192 H Coppin St. 110 38		
	11 H Lamar University 104 53		
	125 A Virginia 72 44		

Non-Div I Games:

Mississippi St.

Average RPI Win: 334		WON-LOST RECORD	WINNING PCT. RANK	LAST 10 GAMES	STRENGTH OF SCHEDULE	OPP. STRENGTH OF SCHEDULE	TEAM RPI	ADJ. RPI	CONF. RPI	ADJ CONF. RPI
Average RPI Loss: 144										
DIV. I ONLY		1- 5	290	0- 1	31	325	171	171	26	26
DIV. I NON-CONF.		1- 5	290	0- 1	31	325	171	171	26	26
TOTALS		RPI 1-25	RPI 26-50	W-L RECORDS		RPI 51-100	RPI 101-150	RPI 150+		
1- 5	0- 0		0- 1	OVERALL		0- 0	0- 2	1- 2		
0- 0	0- 0		0- 0	HOME		0- 0	0- 0	0- 0		
1- 4	0- 0		0- 1	AWAY		0- 0	0- 2	1- 1		
0- 1	0- 0		0- 0	NEUTRAL		0- 0	0- 0	0- 1		
1- 5	0- 0		0- 1	NON-CONFERENCE		0- 0	0- 2	1- 2		
0- 0	0- 0		0- 0	HOME		0- 0	0- 0	0- 0		
1- 4	0- 0		0- 1	AWAY		0- 0	0- 2	1- 1		
0- 1	0- 0		0- 0	NEUTRAL		0- 0	0- 0	0- 1		
0- 0	0- 0		0- 0	CONFERENCE		0- 0	0- 0	0- 0		
0- 0	0- 0		0- 0	HOME		0- 0	0- 0	0- 0		
0- 0	0- 0		0- 0	AWAY		0- 0	0- 0	0- 0		
0- 0	0- 0		0- 0	NEUTRAL		0- 0	0- 0	0- 0		

RPI 1-25				RPI 26-50				RPI 51-100				RPI 101+ Team' s RPI : 171			
RPI	S	Opponent	Score	RPI	S	Opponent	Score	RPI	S	Opponent	Score	RPI	S	Opponent	Score
				35	A	TCU	47 96					114	A	Middle Tenn.	51 101
												137	A	SMU	47 62
												177	N	Troy	54 75
												258	A	Southern Miss.	60 67
												334	A	Austin Peay	95 89
LAST 12 Division I GAMES:															
				177	N	Troy	54 75	35	A	TCU	47 96				
				258	A	Southern Miss.	60 67								
				114	A	Middle Tenn.	51 101								
				334	A	Austin Peay	95 89								
				137	A	SMU	47 62								

Non-Div I Games:

Mi ssi ssi ppi Val .

M
i
s
s
o
u
r
i

Mi ssouri				Through Games Of Nov. 29, 2018							
Average RPI Win:		133	WON-LOST RECORD	WINNING PCT. RANK	LAST 10 GAMES	STRENGTH OF SCHEDULE	OPP. STRENGTH OF SCHEDULE	TEAM RPI	ADJ. RPI	CONF. RPI	ADJ CONF. RPI
Average RPI Loss:		41									
DIV. I ONLY			5- 2	88	1- 0	141	21	81	81	4	4
DIV. I NON-CONF.			5- 2	88	1- 0	141	21	81	81	4	4

TOTALS		RPI 1-25	RPI 26-50		W-L RECORDS		RPI 51-100	RPI 101-150	RPI 150+		
5- 2	1- 1	0- 0		OVERALL		1- 1	0- 0	3- 0			
2- 1	0- 0	0- 0		HOME		0- 1	0- 0	2- 0			
1- 0	0- 0	0- 0		AWAY		0- 0	0- 0	1- 0			
2- 1	1- 1	0- 0		NEUTRAL		1- 0	0- 0	0- 0			
5- 2	1- 1	0- 0		NON-CONFERENCE		1- 1	0- 0	3- 0			
2- 1	0- 0	0- 0		HOME		0- 1	0- 0	2- 0			
1- 0	0- 0	0- 0		AWAY		0- 0	0- 0	1- 0			
2- 1	1- 1	0- 0		NEUTRAL		1- 0	0- 0	0- 0			
0- 0	0- 0	0- 0		CONFERENCE		0- 0	0- 0	0- 0			
0- 0	0- 0	0- 0		HOME		0- 0	0- 0	0- 0			
0- 0	0- 0	0- 0		AWAY		0- 0	0- 0	0- 0			
0- 0	0- 0	0- 0		NEUTRAL		0- 0	0- 0	0- 0			

RPI 1-25				RPI 26-50				Team's RPI: 81		RPI 101+	
RPI S	Opponent		Score	RPI S	Opponent		Score	RPI S	Opponent		Score
17 N	Qui nni pi ac		65 51					175 H	SIUE		59 36
24 N	Mi chi gan		54 70					190 H	Mi ssouri St.		65 61
								203 A	Western Ill.		89 64

LAST 12 Di vi si on I GAMES:											
190 H	Mi ssouri St.		65 61	80 N	Duke		62 54				
203 A	Western Ill.		89 64	17 N	Qui nni pi ac		65 51				
				24 N	Mi chi gan		54 70				
				175 H	SIUE		59 36				
				58 H	Green Bay		49 56				

M
i
s
s
o
u
r
i

Non-Di v I Games:

Mi ssouri

Average RPI	Win: 284	WON-LOST	WINNING	LAST 10	STRENGTH OF	OPP. STRENGTH	TEAM	ADJ.	CONF.	ADJ CONF.
Average RPI	Loss: 94	RECORD	PCT. RANK	GAMES	SCHEDULE	OF SCHEDULE	RPI	RPI	RPI	RPI
DIV. I ONLY	1- 3	264	0- 1	79	183	190	190	15	15	
DIV. I NON-CONF.	1- 3	264	0- 1	79	183	190	190	15	15	

TOTALS	RPI 1-25	RPI 26-50	W-L RECORDS	RPI 51-100	RPI 101-150	RPI 150+				
1- 3	0- 0	0- 1	OVERALL	0- 1	0- 0	1- 1				
1- 0	0- 0	0- 0	HOME	0- 0	0- 0	1- 0				
0- 3	0- 0	0- 1	AWAY	0- 1	0- 0	0- 1				
0- 0	0- 0	0- 0	NEUTRAL	0- 0	0- 0	0- 0				
1- 3	0- 0	0- 1	NON-CONFERENCE	0- 1	0- 0	1- 1				
1- 0	0- 0	0- 0	HOME	0- 0	0- 0	1- 0				
0- 3	0- 0	0- 1	AWAY	0- 1	0- 0	0- 1				
0- 0	0- 0	0- 0	NEUTRAL	0- 0	0- 0	0- 0				
0- 0	0- 0	0- 0	CONFERENCE	0- 0	0- 0	0- 0				
0- 0	0- 0	0- 0	HOME	0- 0	0- 0	0- 0				
0- 0	0- 0	0- 0	AWAY	0- 0	0- 0	0- 0				
0- 0	0- 0	0- 0	NEUTRAL	0- 0	0- 0	0- 0				

RPI	S	Opponent	Score	RPI	S	Opponent	Score	RPI	S	Opponent	Score	Team's RPI: 190
37	A	Santa Clara	73 77	81	A	Missouri	61 65	163	A	Wichita St.	60 63	
								284	H	Ball St.	74 54	
LAST 12 Division I GAMES:												
37	A	Santa Clara	73 77									
284	H	Ball St.	74 54									
81	A	Missouri	61 65									
163	A	Wichita St.	60 63									

Non-Div I Games:

Missouri St.

Average RPI Win: 273		WON-LOST	WINNING	LAST 10	STRENGTH OF		OPP. STRENGTH	TEAM	ADJ.	CONF.	ADJ CONF.
Average RPI Loss: 98		RECORD	PCT. RANK	GAMES	SCHEDULE		OF SCHEDULE	RPI	RPI	RPI	RPI
DIV. I ONLY		2- 4	217	1- 0	36		288	141	141	27	27
DIV. I NON-CONF.		2- 4	217	1- 0	36		288	141	141	27	27

TOTALS		RPI 1-25	RPI 26-50		W-L RECORDS		RPI 51-100	RPI 101-150	RPI 150+		
2- 4	0- 1	0- 0		OVERALL		0- 1	0- 1		2- 1		
1- 1	0- 1	0- 0		HOME		0- 0	0- 0		1- 0		
1- 3	0- 0	0- 0		AWAY		0- 1	0- 1		1- 1		
0- 0	0- 0	0- 0		NEUTRAL		0- 0	0- 0		0- 0		
2- 4	0- 1	0- 0		NON-CONFERENCE		0- 1	0- 1		2- 1		
1- 1	0- 1	0- 0		HOME		0- 0	0- 0		1- 0		
1- 3	0- 0	0- 0		AWAY		0- 1	0- 1		1- 1		
0- 0	0- 0	0- 0		NEUTRAL		0- 0	0- 0		0- 0		
0- 0	0- 0	0- 0		CONFERENCE		0- 0	0- 0		0- 0		
0- 0	0- 0	0- 0		HOME		0- 0	0- 0		0- 0		
0- 0	0- 0	0- 0		AWAY		0- 0	0- 0		0- 0		
0- 0	0- 0	0- 0		NEUTRAL		0- 0	0- 0		0- 0		

RPI 1-25				RPI 26-50				RPI 51-100				RPI 101+ Team's RPI: 141			
RPI	S	Opponent	Score	RPI	S	Opponent	Score	RPI	S	Opponent	Score	RPI	S	Opponent	Score
25	H	Bucknell	32 70					66	A	Virginia Tech	49 82	142	A	East Carolina	67 73
												159	A	Lehigh	48 63
												208	A	Sacred Heart	55 50
												337	H	Albany (NY)	64 56

LAST 12 Division I GAMES:								208	A	Sacred Heart	55 50				
								337	H	Albany (NY)	64 56				
								66	A	Virginia Tech	49 82				
								159	A	Lehigh	48 63				
								142	A	East Carolina	67 73				
								25	H	Bucknell	32 70				

Non-Div I Games:

Monmouth

Average RPI Win:	0	WON-LOST	WINNING	LAST 10	STRENGTH OF	OPP. STRENGTH	TEAM	ADJ.	CONF.	ADJ CONF.
Average RPI Loss:	59	RECORD	PCT. RANK	GAMES	SCHEDULE	OF SCHEDULE	RPI	RPI	RPI	RPI

DIV. I ONLY	0- 2	317	0- 1	6	276	154	154	10	10
DIV. I NON-CONF.	0- 2	317	0- 1	6	276	154	154	10	10

TOTALS	RPI 1-25	RPI 26-50	W-L RECORDS	RPI 51-100	RPI 101-150	RPI 150+			
0- 2	0- 0	0- 1	OVERALL	0- 1	0- 0	0- 0			
0- 1	0- 0	0- 1	HOME	0- 0	0- 0	0- 0			
0- 1	0- 0	0- 0	AWAY	0- 1	0- 0	0- 0			
0- 0	0- 0	0- 0	NEUTRAL	0- 0	0- 0	0- 0			
0- 2	0- 0	0- 1	NON-CONFERENCE	0- 1	0- 0	0- 0			
0- 1	0- 0	0- 1	HOME	0- 0	0- 0	0- 0			
0- 1	0- 0	0- 0	AWAY	0- 1	0- 0	0- 0			
0- 0	0- 0	0- 0	NEUTRAL	0- 0	0- 0	0- 0			
0- 0	0- 0	0- 0	CONFERENCE	0- 0	0- 0	0- 0			
0- 0	0- 0	0- 0	HOME	0- 0	0- 0	0- 0			
0- 0	0- 0	0- 0	AWAY	0- 0	0- 0	0- 0			
0- 0	0- 0	0- 0	NEUTRAL	0- 0	0- 0	0- 0			

RPI 1-25	RPI 26-50	RPI 51-100	RPI 101+ Team's RPI: 154
RPI S Opponent Score	RPI S Opponent Score	RPI S Opponent Score	RPI S Opponent Score
	32 H South Dakota 41 64	85 A Gonzaga 52 76	
LAST 12 Division I GAMES:			
	32 H South Dakota 41 64		
	85 A Gonzaga 52 76		

Non-Div I Games: Providence (MT) 90 45

Montana

Average RPI Win:	198	WON-LOST	WINNING	LAST 10	STRENGTH OF	OPP. STRENGTH	TEAM	ADJ.	CONF.	ADJ CONF.
Average RPI Loss:	60	RECORD	PCT. RANK	GAMES	SCHEDULE	OF SCHEDULE	RPI	RPI	RPI	RPI

DIV. I ONLY	2- 2	158	1- 0	86	169	78	78	10	10
DIV. I NON-CONF.	2- 2	158	1- 0	86	169	78	78	10	10
TOTALS	RPI 1-25	RPI 26-50	W-L RECORDS	RPI 51-100	RPI 101-150	RPI 150+			
2- 2	0- 1	0- 0	OVERALL	0- 1	0- 0	2- 0			
0- 0	0- 0	0- 0	HOME	0- 0	0- 0	0- 0			
1- 2	0- 1	0- 0	AWAY	0- 1	0- 0	1- 0			
1- 0	0- 0	0- 0	NEUTRAL	0- 0	0- 0	1- 0			
2- 2	0- 1	0- 0	NON-CONFERENCE	0- 1	0- 0	2- 0			
0- 0	0- 0	0- 0	HOME	0- 0	0- 0	0- 0			
1- 2	0- 1	0- 0	AWAY	0- 1	0- 0	1- 0			
1- 0	0- 0	0- 0	NEUTRAL	0- 0	0- 0	1- 0			
0- 0	0- 0	0- 0	CONFERENCE	0- 0	0- 0	0- 0			
0- 0	0- 0	0- 0	HOME	0- 0	0- 0	0- 0			
0- 0	0- 0	0- 0	AWAY	0- 0	0- 0	0- 0			
0- 0	0- 0	0- 0	NEUTRAL	0- 0	0- 0	0- 0			

RPI S Opponent Score	RPI S Opponent Score	RPI S Opponent Score	RPI S Opponent Score
22 A Marquette 52 100		97 A Wyoming 58 66	188 N Delaware 69 60
			207 A Texas St. 67 59
LAST 12 Division I GAMES:			
207 A Texas St. 67 59			
97 A Wyoming 58 66			
188 N Delaware 69 60			
22 A Marquette 52 100			

Non-Div I Games: Carroll (MT) 64 48

Montana St.

Average RPI Win:	298	WON-LOST	WINNING	LAST 10	STRENGTH OF	OPP. STRENGTH	TEAM	ADJ.	CONF.	ADJ CONF.
Average RPI Loss:	145	RECORD	PCT. RANK	GAMES	SCHEDULE	OF SCHEDULE	RPI	RPI	RPI	RPI
DIV. I ONLY	4- 2	96	0- 1	245	324	193	193	16	16	
DIV. I NON-CONF.	4- 2	96	0- 1	245	324	193	193	16	16	

TOTALS	RPI 1-25	RPI 26-50	W-L RECORDS	RPI 51-100	RPI 101-150	RPI 150+				
4- 2	0- 1	0- 0	OVERALL	0- 0	0- 0	4- 1				
2- 1	0- 0	0- 0	HOME	0- 0	0- 0	2- 1				
2- 1	0- 1	0- 0	AWAY	0- 0	0- 0	2- 0				
0- 0	0- 0	0- 0	NEUTRAL	0- 0	0- 0	0- 0				
4- 2	0- 1	0- 0	NON-CONFERENCE	0- 0	0- 0	4- 1				
2- 1	0- 0	0- 0	HOME	0- 0	0- 0	2- 1				
2- 1	0- 1	0- 0	AWAY	0- 0	0- 0	2- 0				
0- 0	0- 0	0- 0	NEUTRAL	0- 0	0- 0	0- 0				
0- 0	0- 0	0- 0	CONFERENCE	0- 0	0- 0	0- 0				
0- 0	0- 0	0- 0	HOME	0- 0	0- 0	0- 0				
0- 0	0- 0	0- 0	AWAY	0- 0	0- 0	0- 0				
0- 0	0- 0	0- 0	NEUTRAL	0- 0	0- 0	0- 0				

RPI 1-25				RPI 26-50				RPI 51-100				RPI 101+ Team's RPI: 193			
RPI	S	Opponent	Score	RPI	S	Opponent	Score	RPI	S	Opponent	Score	RPI	S	Opponent	Score
21	A	Kentucky	57 87									231	A	Gardner-Webb	84 69
												268	H	St. Francis Brooklyn	94 101
												301	H	Valparaiso	68 62
												327	A	N. C. A&T	72 67
												331	H	Chicago St.	104 68

LAST 12 Division I GAMES:															
								21	A	Kentucky	57 87				
								268	H	St. Francis Brooklyn	94 101				
								331	H	Chicago St.	104 68				
								301	H	Valparaiso	68 62				
								231	A	Gardner-Webb	84 69				
								327	A	N. C. A&T	72 67				

Non-Div I Games: Alice Lloyd 121 56 Ky. Christian 119 28

Morehead St.

Morehead St.

Morehead St.

Average RPI Win: 0
Average RPI Loss: 194

DIV. I ONLY	0- 7	317	0- 1	314	191	342	342	32	32
DIV. I NON-CONF.	0- 7	317	0- 1	314	191	342	342	32	32
TOTALS	RPI 1-25	RPI 26-50	W-L RECORDS	RPI 51-100	RPI 101-150	RPI 150+			
0- 7	0- 0	0- 0	OVERALL	0- 1	0- 1	0- 5			
0- 1	0- 0	0- 0	HOME	0- 0	0- 0	0- 1			
0- 3	0- 0	0- 0	AWAY	0- 0	0- 1	0- 2			
0- 3	0- 0	0- 0	NEUTRAL	0- 1	0- 0	0- 2			
0- 7	0- 0	0- 0	NON-CONFERENCE	0- 1	0- 1	0- 5			
0- 1	0- 0	0- 0	HOME	0- 0	0- 0	0- 1			
0- 3	0- 0	0- 0	AWAY	0- 0	0- 1	0- 2			
0- 3	0- 0	0- 0	NEUTRAL	0- 1	0- 0	0- 2			
0- 0	0- 0	0- 0	CONFERENCE	0- 0	0- 0	0- 0			
0- 0	0- 0	0- 0	HOME	0- 0	0- 0	0- 0			
0- 0	0- 0	0- 0	AWAY	0- 0	0- 0	0- 0			
0- 0	0- 0	0- 0	NEUTRAL	0- 0	0- 0	0- 0			

RPI	S	Opponent	Score
RPI 1-25			
RPI	S	Opponent	Score
RPI 26-50			
RPI	S	Opponent	Score
RPI 51-100			
RPI	S	Opponent	Score
51	N	Maryland	44 68
Team's RPI: 342			
RPI	S	Opponent	Score
115	A	SFA	42 69
187	N	Georgia	33 60
202	A	Hartford	59 80
214	A	Western Ky.	43 90
280	H	Central Conn. St.	36 60
306	N	Niagara	57 67
LAST 12 Division I GAMES:			
306	N	Niagara	57 67
214	A	Western Ky.	43 90
280	H	Central Conn. St.	36 60
51	N	Maryland	44 68
187	N	Georgia	33 60
115	A	SFA	42 69
202	A	Hartford	59 80

Morgan St.

Average RPI	Win:	256	WON-LOST	WINNING	LAST 10	STRENGTH OF	OPP. STRENGTH	TEAM	ADJ.	CONF.	ADJ CONF.
Average RPI	Loss:	135	RECORD	PCT. RANK	GAMES	SCHEDULE	OF SCHEDULE	RPI	RPI	RPI	RPI
DIV. I ONLY		1- 3		264	1- 0	162	218	261	261	31	31
DIV. I NON-CONF.		1- 3		264	1- 0	162	218	261	261	31	31
<hr/>											
TOTALS	RPI 1-25		RPI 26-50		W-L RECORDS	RPI 51-100		RPI 101-150		RPI 150+	
1- 3	0- 1		0- 0		OVERALL	0- 1		0- 0		1- 1	
1- 0	0- 0		0- 0		HOME	0- 0		0- 0		1- 0	
0- 3	0- 1		0- 0		AWAY	0- 1		0- 0		0- 1	
0- 0	0- 0		0- 0		NEUTRAL	0- 0		0- 0		0- 0	
1- 3	0- 1		0- 0		NON-CONFERENCE	0- 1		0- 0		1- 1	
1- 0	0- 0		0- 0		HOME	0- 0		0- 0		1- 0	
0- 3	0- 1		0- 0		AWAY	0- 1		0- 0		0- 1	
0- 0	0- 0		0- 0		NEUTRAL	0- 0		0- 0		0- 0	
0- 0	0- 0		0- 0		CONFERENCE	0- 0		0- 0		0- 0	
0- 0	0- 0		0- 0		HOME	0- 0		0- 0		0- 0	
0- 0	0- 0		0- 0		AWAY	0- 0		0- 0		0- 0	
0- 0	0- 0		0- 0		NEUTRAL	0- 0		0- 0		0- 0	

RPI 1-25				RPI 26-50				RPI 51-100				RPI 101+ Team's RPI: 261			
RPI	S	Opponent	Score	RPI	S	Opponent	Score	RPI	S	Opponent	Score	RPI	S	Opponent	Score
24	A	Michigan	40 88					99	A	Duquesne	64 73	256	H	Towson	87 78
												282	A	Rider	67 85
<hr/>															
LAST 12 Division I GAMES:								256	H	Towson	87 78				
								282	A	Rider	67 85				
								99	A	Duquesne	64 73				
								24	A	Michigan	40 88				

Non-Div I Games: Washington Col. 74 50

Mt. St. Mary's

Average RPI Win:	336	WON-LOST	WINNING	LAST 10	STRENGTH OF	OPP. STRENGTH	TEAM	ADJ.	CONF.	ADJ CONF.
Average RPI Loss:	123	RECORD	PCT. RANK	GAMES	SCHEDULE	OF SCHEDULE	RPI	RPI	RPI	RPI
DIV. I ONLY	2- 2	158	0- 1	232	339	245	245	16	16	
DIV. I NON-CONF.	2- 2	158	0- 1	232	339	245	245	16	16	

TOTALS	RPI 1-25	RPI 26-50	W-L RECORDS	RPI 51-100	RPI 101-150	RPI 150+				
2- 2	0- 0	0- 0	OVERALL	0- 1	0- 0	2- 1				
2- 0	0- 0	0- 0	HOME	0- 0	0- 0	2- 0				
0- 2	0- 0	0- 0	AWAY	0- 1	0- 0	0- 1				
0- 0	0- 0	0- 0	NEUTRAL	0- 0	0- 0	0- 0				
2- 2	0- 0	0- 0	NON-CONFERENCE	0- 1	0- 0	2- 1				
2- 0	0- 0	0- 0	HOME	0- 0	0- 0	2- 0				
0- 2	0- 0	0- 0	AWAY	0- 1	0- 0	0- 1				
0- 0	0- 0	0- 0	NEUTRAL	0- 0	0- 0	0- 0				
0- 0	0- 0	0- 0	CONFERENCE	0- 0	0- 0	0- 0				
0- 0	0- 0	0- 0	HOME	0- 0	0- 0	0- 0				
0- 0	0- 0	0- 0	AWAY	0- 0	0- 0	0- 0				
0- 0	0- 0	0- 0	NEUTRAL	0- 0	0- 0	0- 0				

RPI 1-25				RPI 26-50				RPI 51-100				RPI 101+ Team's RPI: 245			
RPI	S	Opponent	Score	RPI	S	Opponent	Score	RPI	S	Opponent	Score	RPI	S	Opponent	Score
								64	A	Butler	65 86	181	A	Arkansas St.	63 74
												325	H	Lipscomb	97 61
												346	H	Evansville	81 53
LAST 12 Division I GAMES:															
				325	H	Lipscomb	97 61	181	A	Arkansas St.	63 74				
				64	A	Butler	65 86								
				346	H	Evansville	81 53								

Non-Div I Games: Oakland City 113 55

Murray St.

Average RPI	Win: 0	WON-LOST RECORD	WINNING PCT. RANK	LAST 10 GAMES	STRENGTH OF SCHEDULE	OPP. STRENGTH OF SCHEDULE	TEAM RPI	ADJ. RPI	CONF. RPI	ADJ. CONF. RPI
Average RPI	Loss: 224									
DIV. I ONLY		0- 6	317	0- 1	348	222	350	350	32	32
DIV. I NON-CONF.		0- 6	317	0- 1	348	222	350	350	32	32

TOTALS	RPI 1-25		RPI 26-50		W-L RECORDS		RPI 51-100		RPI 101-150	RPI 150+
0- 6	0- 0		0- 0		OVERALL		0- 1		0- 0	0- 5
0- 3	0- 0		0- 0		HOME		0- 0		0- 0	0- 3
0- 3	0- 0		0- 0		AWAY		0- 1		0- 0	0- 2
0- 0	0- 0		0- 0		NEUTRAL		0- 0		0- 0	0- 0
0- 6	0- 0		0- 0		NON-CONFERENCE		0- 1		0- 0	0- 5
0- 3	0- 0		0- 0		HOME		0- 0		0- 0	0- 3
0- 3	0- 0		0- 0		AWAY		0- 1		0- 0	0- 2
0- 0	0- 0		0- 0		NEUTRAL		0- 0		0- 0	0- 0
0- 0	0- 0		0- 0		CONFERENCE		0- 0		0- 0	0- 0
0- 0	0- 0		0- 0		HOME		0- 0		0- 0	0- 0
0- 0	0- 0		0- 0		AWAY		0- 0		0- 0	0- 0
0- 0	0- 0		0- 0		NEUTRAL		0- 0		0- 0	0- 0

RPI 1-25				RPI 26-50				RPI 51-100				RPI 101+ Team's RPI : 350					
RPI	S	Opponent	Score	RPI	S	Opponent	Score	RPI	S	Opponent	Score	RPI	S	Opponent	Score		
								52	A	Iowa	39	106	157	H	UNCW	82	89
												253	A	Winthrop	41	66	
												275	A	High Point	69	80	
												289	H	Elon	54	83	
												317	H	USC Upstate	63	82	

LAST 12 Division I GAMES:																	
253	A	Winthrop	41	66	317	H	USC Upstate	63	82	52	A	Iowa	39	106			
289	H	Elon	54	83	157	H	UNCW	82	89								
275	A	High Point	69	80													

Non-Div I Games: Johnson & Wales (NC) 35 43

N. C. Central

Average RPI Win:	319	WON-LOST	WINNING	LAST 10	STRENGTH OF	OPP. STRENGTH	TEAM	ADJ.	CONF.	ADJ CONF.
Average RPI Loss:	232	RECORD	PCT. RANK	GAMES	SCHEDULE	OF SCHEDULE	RPI	RPI	RPI	RPI
DIV. I ONLY	1- 7	313	0- 1	297	302	339	339	28	28	
DIV. I NON-CONF.	1- 7	313	0- 1	297	302	339	339	28	28	

TOTALS	RPI 1-25	RPI 26-50	W-L RECORDS	RPI 51-100	RPI 101-150	RPI 150+				
1- 7	0- 0	0- 0	OVERALL	0- 0	0- 1	1- 6				
1- 1	0- 0	0- 0	HOME	0- 0	0- 0	1- 1				
0- 6	0- 0	0- 0	AWAY	0- 0	0- 1	0- 5				
0- 0	0- 0	0- 0	NEUTRAL	0- 0	0- 0	0- 0				
1- 7	0- 0	0- 0	NON-CONFERENCE	0- 0	0- 1	1- 6				
1- 1	0- 0	0- 0	HOME	0- 0	0- 0	1- 1				
0- 6	0- 0	0- 0	AWAY	0- 0	0- 1	0- 5				
0- 0	0- 0	0- 0	NEUTRAL	0- 0	0- 0	0- 0				
0- 0	0- 0	0- 0	CONFERENCE	0- 0	0- 0	0- 0				
0- 0	0- 0	0- 0	HOME	0- 0	0- 0	0- 0				
0- 0	0- 0	0- 0	AWAY	0- 0	0- 0	0- 0				
0- 0	0- 0	0- 0	NEUTRAL	0- 0	0- 0	0- 0				

RPI 1-25				RPI 26-50				RPI 51-100				RPI 101+				Team's RPI: 339
RPI	S	Opponent	Score	RPI	S	Opponent	Score	RPI	S	Opponent	Score	RPI	S	Opponent	Score	
												105	A	Penn	42	85
												191	H	Southeast Mo. St.	58	68
												230	A	Saint Peter's	57	70
												238	A	Howard	57	77
												243	A	West Virginia	50	95
												282	A	Rider	46	67
												319	H	Western Caro.	79	71
												332	A	Fairleigh Dickinson	43	64

LAST 12 Division I GAMES:																
319	H	Western Caro.	79	71	282	A	Rider	46	67							
332	A	Fairleigh Dickinson	43	64	191	H	Southeast Mo. St.	58	68							
105	A	Penn	42	85												
243	A	West Virginia	50	95												
238	A	Howard	57	77												
230	A	Saint Peter's	57	70												

Non-Div I Games:

NJIT

Average RPI Win: 327		WON-LOST	WINNING	LAST 10	STRENGTH OF		OPP. STRENGTH	TEAM	ADJ.	CONF.	ADJ CONF.
Average RPI Loss: 153		RECORD	PCT. RANK	GAMES	SCHEDULE		OF SCHEDULE	RPI	RPI	RPI	RPI
DIV. I ONLY		1- 3	264	1- 0	223		267	311	311	21	21
DIV. I NON-CONF.		1- 3	264	1- 0	223		267	311	311	21	21

TOTALS		RPI 1-25		RPI 26-50	W-L RECORDS		RPI 51-100	RPI 101-150		RPI 150+	
1- 3		0- 0		0- 0	OVERALL		0- 0	0- 2		1- 1	
1- 2		0- 0		0- 0	HOME		0- 0	0- 2		1- 0	
0- 1		0- 0		0- 0	AWAY		0- 0	0- 0		0- 1	
0- 0		0- 0		0- 0	NEUTRAL		0- 0	0- 0		0- 0	
1- 3		0- 0		0- 0	NON-CONFERENCE		0- 0	0- 2		1- 1	
1- 2		0- 0		0- 0	HOME		0- 0	0- 2		1- 0	
0- 1		0- 0		0- 0	AWAY		0- 0	0- 0		0- 1	
0- 0		0- 0		0- 0	NEUTRAL		0- 0	0- 0		0- 0	
0- 0		0- 0		0- 0	CONFERENCE		0- 0	0- 0		0- 0	
0- 0		0- 0		0- 0	HOME		0- 0	0- 0		0- 0	
0- 0		0- 0		0- 0	AWAY		0- 0	0- 0		0- 0	
0- 0		0- 0		0- 0	NEUTRAL		0- 0	0- 0		0- 0	

RPI 1-25				RPI 26-50				RPI 51-100				RPI 101+ Team's RPI: 311			
RPI	S	Opponent	Score	RPI	S	Opponent	Score	RPI	S	Opponent	Score	RPI	S	Opponent	Score
												105	H	Penn	61 65
												142	H	Marist	48 72
												213	A	Norfol k St.	58 65
												327	H	N. C. A&T	72 49

LAST 12 Division I GAMES:															
								327	H	N. C. A&T	72 49				
								105	H	Penn	61 65				
								213	A	Norfol k St.	58 65				
								142	H	Marist	48 72				

Non-Div I Games: Catholic 81 36

Navy

Average RPI	Win:	245	WON-LOST	WINNING	LAST 10	STRENGTH OF	OPP. STRENGTH	TEAM	ADJ.	CONF.	ADJ CONF.
Average RPI	Loss:	83	RECORD	PCT. RANK	GAMES	SCHEDULE	OF SCHEDULE	RPI	RPI	RPI	RPI
DIV. I ONLY			2- 4	217	0- 1	46	192	147	147	3	3
DIV. I NON-CONF.			2- 4	217	0- 1	46	192	147	147	3	3

TOTALS	RPI 1-25		RPI 26-50		W-L RECORDS	RPI 51-100		RPI 101-150		RPI 150+	
2- 4	0- 2		0- 1		OVERALL	0- 0		0- 0		2- 1	
1- 1	0- 1		0- 0		HOME	0- 0		0- 0		1- 0	
0- 3	0- 1		0- 1		AWAY	0- 0		0- 0		0- 1	
1- 0	0- 0		0- 0		NEUTRAL	0- 0		0- 0		1- 0	
2- 4	0- 2		0- 1		NON-CONFERENCE	0- 0		0- 0		2- 1	
1- 1	0- 1		0- 0		HOME	0- 0		0- 0		1- 0	
0- 3	0- 1		0- 1		AWAY	0- 0		0- 0		0- 1	
1- 0	0- 0		0- 0		NEUTRAL	0- 0		0- 0		1- 0	
0- 0	0- 0		0- 0		CONFERENCE	0- 0		0- 0		0- 0	
0- 0	0- 0		0- 0		HOME	0- 0		0- 0		0- 0	
0- 0	0- 0		0- 0		AWAY	0- 0		0- 0		0- 0	
0- 0	0- 0		0- 0		NEUTRAL	0- 0		0- 0		0- 0	

RPI	S	Opponent	Score	RPI	S	Opponent	Score	RPI	S	Opponent	Score	RPI	S	Opponent	Score
7	A	Louisville	68 85	27	A	Miami (FL)	68 82					173	N	Radford	77 39
12	H	Drake	77 83									287	A	Washington St.	84 87
												317	H	USC Upstate	87 64

Team's RPI: 147															
LAST 12 Division I GAMES:															
27	A	Miami (FL)	68 82	7	A	Louisville	68 85								
287	A	Washington St.	84 87	173	N	Radford	77 39								
317	H	USC Upstate	87 64												
12	H	Drake	77 83												

Non-Div I Games:

Nebraska

Average RPI	Win: 297	WON-LOST	WINNING	LAST 10	STRENGTH OF	OPP. STRENGTH	TEAM	ADJ.	CONF.	ADJ CONF.
Average RPI	Loss: 48	RECORD	PCT. RANK	GAMES	SCHEDULE	OF SCHEDULE	RPI	RPI	RPI	RPI

DIV. I ONLY	1- 4	275	0- 1	9	250	98	98	9	9
DIV. I NON-CONF.	1- 4	275	0- 1	9	250	98	98	9	9
TOTALS	RPI 1-25	RPI 26-50	W-L RECORDS	RPI 51-100	RPI 101-150	RPI 150+			
1- 4	0- 1	0- 2	OVERALL	0- 0	0- 1	1- 0			
0- 3	0- 1	0- 1	HOME	0- 0	0- 1	0- 0			
1- 1	0- 0	0- 1	AWAY	0- 0	0- 0	1- 0			
0- 0	0- 0	0- 0	NEUTRAL	0- 0	0- 0	0- 0			
1- 4	0- 1	0- 2	NON-CONFERENCE	0- 0	0- 1	1- 0			
0- 3	0- 1	0- 1	HOME	0- 0	0- 1	0- 0			
1- 1	0- 0	0- 1	AWAY	0- 0	0- 0	1- 0			
0- 0	0- 0	0- 0	NEUTRAL	0- 0	0- 0	0- 0			
0- 0	0- 0	0- 0	CONFERENCE	0- 0	0- 0	0- 0			
0- 0	0- 0	0- 0	HOME	0- 0	0- 0	0- 0			
0- 0	0- 0	0- 0	AWAY	0- 0	0- 0	0- 0			
0- 0	0- 0	0- 0	NEUTRAL	0- 0	0- 0	0- 0			

RPI 1-25	RPI 26-50	RPI 51-100	Team's RPI: 98	RPI 101+
RPI S Opponent Score	RPI S Opponent Score	RPI S Opponent Score		RPI S Opponent Score
9 H Colorado 52 65	37 A Santa Clara 48 56			106 H Utah 52 74
	38 H Southern California 51 72			297 A Long Beach St. 76 67
LAST 12 Division I GAMES:				
38 H Southern California 51 72	297 A Long Beach St. 76 67			
9 H Colorado 52 65	37 A Santa Clara 48 56			
	106 H Utah 52 74			

Non-Div I Games:

Nevada

Average RPI	Win:	237	WON-LOST	WINNING	LAST 10	STRENGTH OF	OPP. STRENGTH	TEAM	ADJ.	CONF.	ADJ CONF.
Average RPI	Loss:	153	RECORD	PCT. RANK	GAMES	SCHEDULE	OF SCHEDULE	RPI	RPI	RPI	RPI
DIV. I ONLY		1- 6		305	0- 1	131		253	281	25	25
DIV. I NON-CONF.		1- 6		305	0- 1	131		253	281	25	25

TOTALS	RPI 1-25		RPI 26-50		W-L RECORDS	RPI 51-100		RPI 101-150		RPI 150+	
1- 6	0- 1		0- 1		OVERALL	0- 0		0- 1		1- 3	
1- 1	0- 0		0- 0		HOME	0- 0		0- 0		1- 1	
0- 5	0- 1		0- 1		AWAY	0- 0		0- 1		0- 2	
0- 0	0- 0		0- 0		NEUTRAL	0- 0		0- 0		0- 0	
1- 6	0- 1		0- 1		NON-CONFERENCE	0- 0		0- 1		1- 3	
1- 1	0- 0		0- 0		HOME	0- 0		0- 0		1- 1	
0- 5	0- 1		0- 1		AWAY	0- 0		0- 1		0- 2	
0- 0	0- 0		0- 0		NEUTRAL	0- 0		0- 0		0- 0	
0- 0	0- 0		0- 0		CONFERENCE	0- 0		0- 0		0- 0	
0- 0	0- 0		0- 0		HOME	0- 0		0- 0		0- 0	
0- 0	0- 0		0- 0		AWAY	0- 0		0- 0		0- 0	
0- 0	0- 0		0- 0		NEUTRAL	0- 0		0- 0		0- 0	

RPI 1-25				RPI 26-50				RPI 51-100				RPI 101+ Team's RPI: 281			
RPI	S	Opponent	Score	RPI	S	Opponent	Score	RPI	S	Opponent	Score	RPI	S	Opponent	Score
14	A	Minnesota	47 70	39	A	Northeastern	54 69					108	A	Boston U.	39 60
												208	H	Sacred Heart	60 71
												222	A	Brown	70 76
												237	H	Bryant	79 74
												329	A	North Dakota St.	51 56

LAST 12 Division I GAMES:															
208	H	Sacred Heart	60 71	108	A	Boston U.	39 60								
222	A	Brown	70 76	237	H	Bryant	79 74								
329	A	North Dakota St.	51 56	39	A	Northeastern	54 69								
14	A	Minnesota	47 70												

Non-Div I Games:

New Hampshire

Average RPI	Win:	185	WON-LOST	WINNING	LAST 10	STRENGTH OF	OPP. STRENGTH	TEAM	ADJ.	CONF.	ADJ CONF.
Average RPI	Loss:	13	RECORD	PCT. RANK	GAMES	SCHEDULE	OF SCHEDULE	RPI	RPI	RPI	RPI
DIV. I ONLY		4- 1		61	1- 0	160	68	96	96	9	9
DIV. I NON-CONF.		4- 1		61	1- 0	160	68	96	96	9	9

TOTALS	RPI 1-25		RPI 26-50		W-L RECORDS	RPI 51-100		RPI 101-150		RPI 150+	
4- 1	0- 1		0- 0		OVERALL	0- 0		1- 0		3- 0	
3- 1	0- 1		0- 0		HOME	0- 0		0- 0		3- 0	
1- 0	0- 0		0- 0		AWAY	0- 0		1- 0		0- 0	
0- 0	0- 0		0- 0		NEUTRAL	0- 0		0- 0		0- 0	
4- 1	0- 1		0- 0		NON-CONFERENCE	0- 0		1- 0		3- 0	
3- 1	0- 1		0- 0		HOME	0- 0		0- 0		3- 0	
1- 0	0- 0		0- 0		AWAY	0- 0		1- 0		0- 0	
0- 0	0- 0		0- 0		NEUTRAL	0- 0		0- 0		0- 0	
0- 0	0- 0		0- 0		CONFERENCE	0- 0		0- 0		0- 0	
0- 0	0- 0		0- 0		HOME	0- 0		0- 0		0- 0	
0- 0	0- 0		0- 0		AWAY	0- 0		0- 0		0- 0	
0- 0	0- 0		0- 0		NEUTRAL	0- 0		0- 0		0- 0	

RPI 1-25				RPI 26-50				RPI 51-100				Team's RPI: 96				RPI 101+			
RPI	S	Opponent	Score	RPI	S	Opponent	Score	RPI	S	Opponent	Score	RPI	S	Opponent	Score	RPI	S	Opponent	Score
13	H	Auburn	76 79													135	A	Houston	89 84
																195	H	Oklahoma	84 80
																202	H	Hartford	72 65
																207	H	Texas St.	82 51
LAST 12 Division I GAMES:																			
202	H	Hartford	72 65	195	H	Oklahoma	84 80												
13	H	Auburn	76 79	135	A	Houston	89 84												
				207	H	Texas St.	82 51												

Non-Div I Games:

New Mexico

Average RPI	Win: 321	WON-LOST RECORD	WINNING PCT. RANK	LAST 10 GAMES	STRENGTH OF SCHEDULE	OPP. STRENGTH OF SCHEDULE	TEAM RPI	ADJ. RPI	CONF. RPI	ADJ CONF. RPI
Average RPI	Loss: 87									
DIV. I ONLY	2- 1	96	0- 0	143	337	153	153	30	30	
DIV. I NON-CONF.	2- 1	96	0- 0	143	337	153	153	30	30	

TOTALS	RPI 1-25	RPI 26-50	W-L RECORDS	RPI 51-100	RPI 101-150	RPI 150+				
2- 1	0- 0	0- 0	OVERALL	0- 1	0- 0	2- 0				
0- 1	0- 0	0- 0	HOME	0- 1	0- 0	0- 0				
2- 0	0- 0	0- 0	AWAY	0- 0	0- 0	2- 0				
0- 0	0- 0	0- 0	NEUTRAL	0- 0	0- 0	0- 0				
2- 1	0- 0	0- 0	NON-CONFERENCE	0- 1	0- 0	2- 0				
0- 1	0- 0	0- 0	HOME	0- 1	0- 0	0- 0				
2- 0	0- 0	0- 0	AWAY	0- 0	0- 0	2- 0				
0- 0	0- 0	0- 0	NEUTRAL	0- 0	0- 0	0- 0				
0- 0	0- 0	0- 0	CONFERENCE	0- 0	0- 0	0- 0				
0- 0	0- 0	0- 0	HOME	0- 0	0- 0	0- 0				
0- 0	0- 0	0- 0	AWAY	0- 0	0- 0	0- 0				
0- 0	0- 0	0- 0	NEUTRAL	0- 0	0- 0	0- 0				

RPI 1-25				RPI 26-50				RPI 51-100				RPI 101+ Team's RPI: 153			
RPI	S	Opponent	Score	RPI	S	Opponent	Score	RPI	S	Opponent	Score	RPI	S	Opponent	Score
								87	H	Abilene Christian	46 58	309	A	Western Mi ch.	66 54
												333	A	UTEP	69 65

LAST 12 Division I GAMES:															
								87	H	Abilene Christian	46 58				
								333	A	UTEP	69 65				
								309	A	Western Mi ch.	66 54				

Non-Div I Games: Tex. Permian Basin 70 38 Northern N.M. 101 51

New Mexico St.

Average RPI	Win:	0	WON-LOST	WINNING	LAST 10	STRENGTH OF	OPP. STRENGTH	TEAM	ADJ.	CONF.	ADJ CONF.
Average RPI	Loss:	187	RECORD	PCT. RANK	GAMES	SCHEDULE	OF SCHEDULE	RPI	RPI	RPI	RPI
DIV. I ONLY		0- 2		317	0- 1	259	238	336	336	22	22
DIV. I NON-CONF.		0- 2		317	0- 1	259	238	336	336	22	22

TOTALS	RPI 1-25		RPI 26-50		W-L RECORDS	RPI 51-100		RPI 101-150		RPI 150+	
0- 2	0- 0		0- 0		OVERALL	0- 0		0- 1		0- 1	
0- 1	0- 0		0- 0		HOME	0- 0		0- 0		0- 1	
0- 1	0- 0		0- 0		AWAY	0- 0		0- 1		0- 0	
0- 0	0- 0		0- 0		NEUTRAL	0- 0		0- 0		0- 0	
0- 2	0- 0		0- 0		NON-CONFERENCE	0- 0		0- 1		0- 1	
0- 1	0- 0		0- 0		HOME	0- 0		0- 0		0- 1	
0- 1	0- 0		0- 0		AWAY	0- 0		0- 1		0- 0	
0- 0	0- 0		0- 0		NEUTRAL	0- 0		0- 0		0- 0	
0- 0	0- 0		0- 0		CONFERENCE	0- 0		0- 0		0- 0	
0- 0	0- 0		0- 0		HOME	0- 0		0- 0		0- 0	
0- 0	0- 0		0- 0		AWAY	0- 0		0- 0		0- 0	
0- 0	0- 0		0- 0		NEUTRAL	0- 0		0- 0		0- 0	

RPI 1-25				RPI 26-50				RPI 51-100				RPI 101+ Team's RPI: 336			
RPI	S	Opponent	Score	RPI	S	Opponent	Score	RPI	S	Opponent	Score	RPI	S	Opponent	Score
												129	A	Pittsburgh	38 90
												244	H	La. -Monroe	44 57
LAST 12 Division I GAMES:															
				244	H	La. -Monroe	44 57								
				129	A	Pittsburgh	38 90								

Non-Div I Games: Centenary (LA) 104 42 Trinity Baptist 93 38

New Orleans

Average RPI Win:	342	WON-LOST	WINNING	LAST 10	STRENGTH OF	OPP. STRENGTH	TEAM	ADJ.	CONF.	ADJ CONF.
Average RPI Loss:	159	RECORD	PCT. RANK	GAMES	SCHEDULE	OF SCHEDULE	RPI	RPI	RPI	RPI
DIV. I ONLY	1- 5	290	1- 0	265	173	306	306	27	27	
DIV. I NON-CONF.	1- 5	290	1- 0	265	173	306	306	27	27	

TOTALS	RPI 1-25	RPI 26-50	W-L RECORDS	RPI 51-100	RPI 101-150	RPI 150+				
1- 5	0- 1	0- 1	OVERALL	0- 0	0- 0	1- 3				
0- 1	0- 0	0- 0	HOME	0- 0	0- 0	0- 1				
0- 3	0- 1	0- 1	AWAY	0- 0	0- 0	0- 1				
1- 1	0- 0	0- 0	NEUTRAL	0- 0	0- 0	1- 1				
1- 5	0- 1	0- 1	NON-CONFERENCE	0- 0	0- 0	1- 3				
0- 1	0- 0	0- 0	HOME	0- 0	0- 0	0- 1				
0- 3	0- 1	0- 1	AWAY	0- 0	0- 0	0- 1				
1- 1	0- 0	0- 0	NEUTRAL	0- 0	0- 0	1- 1				
0- 0	0- 0	0- 0	CONFERENCE	0- 0	0- 0	0- 0				
0- 0	0- 0	0- 0	HOME	0- 0	0- 0	0- 0				
0- 0	0- 0	0- 0	AWAY	0- 0	0- 0	0- 0				
0- 0	0- 0	0- 0	NEUTRAL	0- 0	0- 0	0- 0				

RPI 1-25				RPI 26-50				RPI 51-100				RPI 101+ Team's RPI: 306			
RPI	S	Opponent	Score	RPI	S	Opponent	Score	RPI	S	Opponent	Score	RPI	S	Opponent	Score
6	A	Iowa St.	35 95	43	A	Buffalo	61 88					174	N	Yale	64 67
												252	H	St. Bonaventure	48 76
												318	A	Saint Joseph's	54 68
												342	N	Morgan St.	67 57
LAST 12 Division I GAMES:															
342	N	Morgan St.	67 57	6	A	Iowa St.	35 95	252	H	St. Bonaventure	48 76				
174	N	Yale	64 67												
318	A	Saint Joseph's	54 68												
43	A	Buffalo	61 88												

Non-Div I Games:

Niagara

Average RPI Win: 313

Average RPI Loss: 109

WON-LOST
RECORDWINNING
PCT. RANKLAST 10
GAMESSTRENGTH OF
SCHEDULEOPP. STRENGTH
OF SCHEDULETEAM
RPIADJ.
RPICONF.
RPIADJ CONF.
RPIDIV. I ONLY
DIV. I NON-CONF.2- 4
2- 4217
2170- 1
0- 1173
173219
219199
199199
19922
2222
22

TOTALS

RPI 1-25

RPI 26-50

W-L RECORDS

RPI 51-100

RPI 101-150

RPI 150+

2- 4

0- 1

0- 1

OVERALL

0- 0

0- 0

2- 2

0- 0

0- 0

0- 0

HOME

0- 0

0- 0

0- 0

1- 3

0- 1

0- 1

AWAY

0- 0

0- 0

1- 1

1- 1

0- 0

0- 0

NEUTRAL

0- 0

0- 0

1- 1

2- 4

0- 1

0- 1

NON-CONFERENCE

0- 0

0- 0

2- 2

0- 0

0- 0

0- 0

HOME

0- 0

0- 0

0- 0

1- 3

0- 1

0- 1

AWAY

0- 0

0- 0

1- 1

1- 1

0- 0

0- 0

NEUTRAL

0- 0

0- 0

1- 1

0- 0

0- 0

0- 0

CONFERENCE

0- 0

0- 0

0- 0

0- 0

0- 0

0- 0

HOME

0- 0

0- 0

0- 0

0- 0

0- 0

0- 0

AWAY

0- 0

0- 0

0- 0

0- 0

0- 0

0- 0

NEUTRAL

0- 0

0- 0

0- 0

RPI 1-25

RPI 26-50

RPI 51-100

RPI 101+

Team's RPI: 199

RPI	S	Opponent	Score
13	A	Auburn	59 80

RPI	S	Opponent	Score
29	A	Baylor	39 100

RPI	S	Opponent	Score
188	N	Delaware	56 71
207	A	Texas St.	67 72
292	N	Texas Southern	58 57
333	A	UTEP	58 56

RPI	S	Opponent	Score
188	N	Delaware	56 71
207	A	Texas St.	67 72
292	N	Texas Southern	58 57
333	A	UTEP	58 56

LAST 12 Division I GAMES:

13	A	Auburn	59	80	188	N	Delaware	56	71
29	A	Baylor	39	100	207	A	Texas St.	67	72
					292	N	Texas Southern	58	57
					333	A	UTEP	58	56

Non-Div I Games:

Southern-N.O.

86 49

Nicholls St.

Average RPI	Win:	301	WON-LOST	WINNING	LAST 10	STRENGTH OF	OPP. STRENGTH	TEAM	ADJ.	CONF.	ADJ CONF.
Average RPI	Loss:	134	RECORD	PCT. RANK	GAMES	SCHEDULE	OF SCHEDULE	RPI	RPI	RPI	RPI
DIV. I ONLY		2- 4		217	1- 0	151	160	213	213	32	32
DIV. I NON-CONF.		2- 4		217	1- 0	151	160	213	213	32	32
<hr/>											
TOTALS	RPI 1-25		RPI 26-50		W-L RECORDS	RPI 51-100		RPI 101-150		RPI 150+	
2- 4	0- 0		0- 1		OVERALL	0- 0		0- 1		2- 2	
1- 1	0- 0		0- 0		HOME	0- 0		0- 0		1- 1	
0- 3	0- 0		0- 1		AWAY	0- 0		0- 1		0- 1	
1- 0	0- 0		0- 0		NEUTRAL	0- 0		0- 0		1- 0	
2- 4	0- 0		0- 1		NON-CONFERENCE	0- 0		0- 1		2- 2	
1- 1	0- 0		0- 0		HOME	0- 0		0- 0		1- 1	
0- 3	0- 0		0- 1		AWAY	0- 0		0- 1		0- 1	
1- 0	0- 0		0- 0		NEUTRAL	0- 0		0- 0		1- 0	
0- 0	0- 0		0- 0		CONFERENCE	0- 0		0- 0		0- 0	
0- 0	0- 0		0- 0		HOME	0- 0		0- 0		0- 0	
0- 0	0- 0		0- 0		AWAY	0- 0		0- 0		0- 0	
0- 0	0- 0		0- 0		NEUTRAL	0- 0		0- 0		0- 0	

RPI 1-25				RPI 26-50				RPI 51-100				RPI 101+ Team's RPI : 213			
RPI	S	Opponent	Score	RPI	S	Opponent	Score	RPI	S	Opponent	Score	RPI	S	Opponent	Score
				44	A	Old Domini on	53 69					148	A	Ole Mi ss	42 60
												159	A	Lehi gh	41 62
												185	H	Campbel l	49 57
												290	N	Li berty	66 53
												311	H	Navy	65 58
LAST 12 Di vi si on I GAMES:															
				290	N	Li berty	66 53	44	A	Old Domini on	53 69	148	A	Ole Mi ss	42 60
				159	A	Lehi gh	41 62								
				185	H	Campbel l	49 57								
				311	H	Navy	65 58								

Non-Di v I Games: Cheyney 93 40

Norfol k St.

Average RPI Win: 231

Average RPI Loss: 0

WON-LOST
RECORDWINNING
PCT. RANKLAST 10
GAMESSTRENGTH OF
SCHEDULEOPP. STRENGTH
OF SCHEDULETEAM
RPIADJ.
RPICONF.
RPIADJ CONF.
RPIDIV. I ONLY
DIV. I NON-CONF.4- 0
4- 01
11- 0
1- 0350
35024
24172
172172
17228
2828
28

TOTALS

RPI 1-25

RPI 26-50

W-L RECORDS

RPI 51-100

RPI 101-150

RPI 150+

4- 0

0- 0

0- 0

OVERALL

0- 0

0- 0

4- 0

1- 0

0- 0

0- 0

HOME

0- 0

0- 0

1- 0

2- 0

0- 0

0- 0

AWAY

0- 0

0- 0

2- 0

1- 0

0- 0

0- 0

NEUTRAL

0- 0

0- 0

1- 0

4- 0

0- 0

0- 0

NON-CONFERENCE

0- 0

0- 0

4- 0

1- 0

0- 0

0- 0

HOME

0- 0

0- 0

1- 0

2- 0

0- 0

0- 0

AWAY

0- 0

0- 0

2- 0

1- 0

0- 0

0- 0

NEUTRAL

0- 0

0- 0

1- 0

0- 0

0- 0

0- 0

CONFERENCE

0- 0

0- 0

0- 0

0- 0

0- 0

0- 0

HOME

0- 0

0- 0

0- 0

0- 0

0- 0

0- 0

AWAY

0- 0

0- 0

0- 0

0- 0

0- 0

0- 0

NEUTRAL

0- 0

0- 0

0- 0

RPI 1-25

RPI 26-50

RPI 51-100

RPI 101+

Team's RPI: 172

RPI S Opponent Score

RPI S Opponent Score

RPI S Opponent Score

RPI S Opponent Score

158 A Vanderbilt 74 71

191 N Southeast Mo. St. 80 67

254 H Alabama St. 68 42

319 A Western Caro. 89 66

LAST 12 Division I GAMES:

319 A Western Caro. 89 66

191 N Southeast Mo. St. 80 67

254 H Alabama St. 68 42

158 A Vanderbilt 74 71

Non-Div I Games:

Stillman

99 43

Lane

98 57

Blue Mountain (MS) 70 42

North Ala.

Average RPI Win:	122	WON-LOST	WINNING	LAST 10	STRENGTH OF	OPP. STRENGTH	TEAM	ADJ.	CONF.	ADJ CONF.
Average RPI Loss:	40	RECORD	PCT. RANK	GAMES	SCHEDULE	OF SCHEDULE	RPI	RPI	RPI	RPI
DIV. I ONLY	5- 3	119	0- 1	29	71	15	15	1	1	
DIV. I NON-CONF.	5- 3	119	0- 1	29	71	15	15	1	1	

TOTALS	RPI 1-25	RPI 26-50	W-L RECORDS	RPI 51-100	RPI 101-150	RPI 150+				
5- 3	0- 2	1- 0	OVERALL	2- 1	0- 0	2- 0				
2- 0	0- 0	1- 0	HOME	0- 0	0- 0	1- 0				
1- 2	0- 1	0- 0	AWAY	0- 1	0- 0	1- 0				
2- 1	0- 1	0- 0	NEUTRAL	2- 0	0- 0	0- 0				
5- 3	0- 2	1- 0	NON-CONFERENCE	2- 1	0- 0	2- 0				
2- 0	0- 0	1- 0	HOME	0- 0	0- 0	1- 0				
1- 2	0- 1	0- 0	AWAY	0- 1	0- 0	1- 0				
2- 1	0- 1	0- 0	NEUTRAL	2- 0	0- 0	0- 0				
0- 0	0- 0	0- 0	CONFERENCE	0- 0	0- 0	0- 0				
0- 0	0- 0	0- 0	HOME	0- 0	0- 0	0- 0				
0- 0	0- 0	0- 0	AWAY	0- 0	0- 0	0- 0				
0- 0	0- 0	0- 0	NEUTRAL	0- 0	0- 0	0- 0				

RPI 1-25				RPI 26-50				RPI 51-100				RPI 101+			
RPI	S	Opponent	Score	RPI	S	Opponent	Score	RPI	S	Opponent	Score	RPI	S	Opponent	Score
9	A	Col orado	74 86	34	H	VCU	59 47	54	N	UCLA	83 49	180	H	Kent St.	73 60
21	N	Kentucky	75 85					55	N	South Fla.	71 69	289	A	El on	100 69
								91	A	Ohio St.	69 76				
LAST 12 Division I GAMES:															
91	A	Ohio St.	69 76	180	H	Kent St.	73 60								
21	N	Kentucky	75 85	289	A	El on	100 69								
55	N	South Fla.	71 69												
54	N	UCLA	83 49												
9	A	Col orado	74 86												
34	H	VCU	59 47												

Non-Div I Games:

North Carolina

Average RPI Win:	256	WON-LOST	WINNING	LAST 10	STRENGTH OF	OPP. STRENGTH	TEAM	ADJ.	CONF.	ADJ CONF.
Average RPI Loss:	120	RECORD	PCT. RANK	GAMES	SCHEDULE	OF SCHEDULE	RPI	RPI	RPI	RPI
DIV. I ONLY	2- 4	217	1- 0	170	119	168	168	12	12	
DIV. I NON-CONF.	2- 4	217	1- 0	170	119	168	168	12	12	

TOTALS	RPI 1-25	RPI 26-50	W-L RECORDS	RPI 51-100	RPI 101-150	RPI 150+				
2- 4	0- 1	0- 0	OVERALL	0- 1	0- 1	2- 1				
0- 0	0- 0	0- 0	HOME	0- 0	0- 0	0- 0				
2- 4	0- 1	0- 0	AWAY	0- 1	0- 1	2- 1				
0- 0	0- 0	0- 0	NEUTRAL	0- 0	0- 0	0- 0				
2- 4	0- 1	0- 0	NON-CONFERENCE	0- 1	0- 1	2- 1				
0- 0	0- 0	0- 0	HOME	0- 0	0- 0	0- 0				
2- 4	0- 1	0- 0	AWAY	0- 1	0- 1	2- 1				
0- 0	0- 0	0- 0	NEUTRAL	0- 0	0- 0	0- 0				
0- 0	0- 0	0- 0	CONFERENCE	0- 0	0- 0	0- 0				
0- 0	0- 0	0- 0	HOME	0- 0	0- 0	0- 0				
0- 0	0- 0	0- 0	AWAY	0- 0	0- 0	0- 0				
0- 0	0- 0	0- 0	NEUTRAL	0- 0	0- 0	0- 0				

RPI 1-25				RPI 26-50				RPI 51-100				RPI 101+ Team's RPI: 168			
RPI	S	Opponent	Score	RPI	S	Opponent	Score	RPI	S	Opponent	Score	RPI	S	Opponent	Score
8	A	Syracuse	49 85					75	A	Penn St.	68 75	150	A	Rhode Island	63 77
												211	A	Massachusetts	59 52
												248	A	Illinois St.	55 67
												301	A	Valparaiso	62 56

LAST 12 Division I GAMES:															
301	A	Valparaiso	62 56	211	A	Massachusetts	59 52	150	A	Rhode Island	63 77				
8	A	Syracuse	49 85	75	A	Penn St.	68 75	248	A	Illinois St.	55 67				

Non-Div I Games:

North Dakota

Average RPI Win: 281
Average RPI Loss: 138

WON-LOST
RECORD

WINNING
PCT. RANK

LAST 10
GAMES

STRENGTH OF
SCHEDULE

OPP. STRENGTH
OF SCHEDULE

TEAM
RPI

ADJ.
RPI

CONF.
RPI

ADJ CONF.
RPI

DIV. I ONLY
DIV. I NON-CONF.

1- 5
1- 5

290
290

0- 1
0- 1

305
305

94
94

329
329

329
329

12
12

12
12

TOTALS

RPI 1-25

RPI 26-50

W-L RECORDS

RPI 51-100

RPI 101-150

RPI 150+

1- 5

0- 0

0- 1

OVERALL

0- 1

0- 1

1- 2

1- 1

0- 0

0- 0

HOME

0- 0

0- 0

1- 1

0- 3

0- 0

0- 1

AWAY

0- 1

0- 1

0- 0

0- 1

0- 0

0- 0

NEUTRAL

0- 0

0- 0

0- 1

1- 5

0- 0

0- 1

NON-CONFERENCE

0- 1

0- 1

1- 2

1- 1

0- 0

0- 0

HOME

0- 0

0- 0

1- 1

0- 3

0- 0

0- 1

AWAY

0- 1

0- 1

0- 0

0- 1

0- 0

0- 0

NEUTRAL

0- 0

0- 0

0- 1

0- 0

0- 0

0- 0

CONFERENCE

0- 0

0- 0

0- 0

0- 0

0- 0

0- 0

HOME

0- 0

0- 0

0- 0

0- 0

0- 0

0- 0

AWAY

0- 0

0- 0

0- 0

0- 0

0- 0

0- 0

NEUTRAL

0- 0

0- 0

0- 0

RPI 1-25

RPI 26-50

RPI 51-100

RPI 101+

Team's RPI: 329

RPI S Opponent Score

RPI S Opponent Score

RPI S Opponent Score

RPI S Opponent Score

42 A Pacific 68 75

61 A Northern Ill. 63 81

134 A Wisconsin 53 64

201 H Creighton 51 86

251 N North Texas 78 92

281 H New Hampshire 56 51

LAST 12 Division I GAMES:

61 A Northern Ill. 63 81

281 H New Hampshire 56 51

251 N North Texas 78 92

201 H Creighton 51 86

42 A Pacific 68 75

134 A Wisconsin 53 64

North Dakota St.

North Dakota St.

Non-Div I Games:

Mayville St.

49 43

North Dakota St.

Average RPI	Win:	343	WON-LOST	WINNING	LAST 10	STRENGTH OF	OPP. STRENGTH	TEAM	ADJ.	CONF.	ADJ CONF.
Average RPI	Loss:	51	RECORD	PCT. RANK	GAMES	SCHEDULE	OF SCHEDULE	RPI	RPI	RPI	RPI
DIV. I ONLY		2- 2		158	1- 0	211	297	221	221	28	28
DIV. I NON-CONF.		2- 2		158	1- 0	211	297	221	221	28	28
<hr/>											
TOTALS	RPI 1-25		RPI 26-50		W-L RECORDS	RPI 51-100		RPI 101-150		RPI 150+	
2- 2	0- 0		0- 1		OVERALL	0- 1		0- 0		2- 0	
2- 0	0- 0		0- 0		HOME	0- 0		0- 0		2- 0	
0- 2	0- 0		0- 1		AWAY	0- 1		0- 0		0- 0	
0- 0	0- 0		0- 0		NEUTRAL	0- 0		0- 0		0- 0	
2- 2	0- 0		0- 1		NON-CONFERENCE	0- 1		0- 0		2- 0	
2- 0	0- 0		0- 0		HOME	0- 0		0- 0		2- 0	
0- 2	0- 0		0- 1		AWAY	0- 1		0- 0		0- 0	
0- 0	0- 0		0- 0		NEUTRAL	0- 0		0- 0		0- 0	
0- 0	0- 0		0- 0		CONFERENCE	0- 0		0- 0		0- 0	
0- 0	0- 0		0- 0		HOME	0- 0		0- 0		0- 0	
0- 0	0- 0		0- 0		AWAY	0- 0		0- 0		0- 0	
0- 0	0- 0		0- 0		NEUTRAL	0- 0		0- 0		0- 0	

RPI 1-25				RPI 26-50				RPI 51-100				RPI 101+ Team's RPI: 221			
RPI	S	Opponent	Score	RPI	S	Opponent	Score	RPI	S	Opponent	Score	RPI	S	Opponent	Score
				46	A	Indiana	52 75	56	A	Florida St.	53 74	341	H	Florida A&M	64 53
												344	H	Charleston So.	82 76
<hr/>															
LAST 12 Division I GAMES:															
								344	H	Charleston So.	82 76				
								46	A	Indiana	52 75				
								341	H	Florida A&M	64 53				
								56	A	Florida St.	53 74				

Non-Div I Games: Trinity Baptist 99 40

North Florida

North Texas

Through Games Of Nov. 29, 2018

Average RPI Win:	329	WON-LOST	WINNING	LAST 10	STRENGTH OF	OPP. STRENGTH	TEAM	ADJ.	CONF.	ADJ CONF.
Average RPI Loss:	117	RECORD	PCT. RANK	GAMES	SCHEDULE	OF SCHEDULE	RPI	RPI	RPI	RPI
DIV. I ONLY	1- 4	275	0- 1	125	240	251	251	20	20	
DIV. I NON-CONF.	1- 4	275	0- 1	125	240	251	251	20	20	

TOTALS	RPI 1-25	RPI 26-50	W-L RECORDS	RPI 51-100	RPI 101-150	RPI 150+				
1- 4	0- 0	0- 1	OVERALL	0- 1	0- 1	1- 1				
0- 1	0- 0	0- 1	HOME	0- 0	0- 0	0- 0				
0- 2	0- 0	0- 0	AWAY	0- 0	0- 1	0- 1				
1- 1	0- 0	0- 0	NEUTRAL	0- 1	0- 0	1- 0				
1- 4	0- 0	0- 1	NON-CONFERENCE	0- 1	0- 1	1- 1				
0- 1	0- 0	0- 1	HOME	0- 0	0- 0	0- 0				
0- 2	0- 0	0- 0	AWAY	0- 0	0- 1	0- 1				
1- 1	0- 0	0- 0	NEUTRAL	0- 1	0- 0	1- 0				
0- 0	0- 0	0- 0	CONFERENCE	0- 0	0- 0	0- 0				
0- 0	0- 0	0- 0	HOME	0- 0	0- 0	0- 0				
0- 0	0- 0	0- 0	AWAY	0- 0	0- 0	0- 0				
0- 0	0- 0	0- 0	NEUTRAL	0- 0	0- 0	0- 0				

RPI 1-25				RPI 26-50				RPI 51-100				RPI 101+ Team's RPI: 251			
RPI	S	Opponent	Score	RPI	S	Opponent	Score	RPI	S	Opponent	Score	RPI	S	Opponent	Score
				28	H	Texas	54 64	97	N	Wyomi ng	49 53	137	A	SMU	66 73
												205	A	Kansas St.	42 60
												329	N	North Dakota St.	92 78
LAST 12 Division I GAMES:															
				137	A	SMU	66 73								
				329	N	North Dakota St.	92 78								
				97	N	Wyomi ng	49 53								
				205	A	Kansas St.	42 60								
				28	H	Texas	54 64								

Non-Div I Games: Mid-Amer. Christian 82 35

North Texas

Loss, Non-Conf, S Site, H Home A Away N Neutral

Average RPI Win: 162

Average RPI Loss: 0

WON-LOST
RECORDWINNING
PCT. RANKLAST 10
GAMESSTRENGTH OF
SCHEDULEOPP. STRENGTH
OF SCHEDULETEAM
RPIADJ.
RPICONF.
RPIADJ CONF.
RPIDIV. I ONLY
DIV. I NON-CONF.6- 0
6- 01
11- 0
1- 0260
26014
1439
3939
3914
1414
14

TOTALS

RPI 1-25

RPI 26-50

W-L RECORDS

RPI 51-100

RPI 101-150

RPI 150+

6- 0
4- 0
2- 0
0- 00- 0
0- 0
0- 0
0- 00- 0
0- 0
0- 0
0- 0OVERALL
HOME
AWAY
NEUTRAL1- 0
1- 0
0- 0
0- 03- 0
2- 0
1- 0
0- 02- 0
1- 0
1- 0
0- 06- 0
4- 0
2- 0
0- 00- 0
0- 0
0- 0
0- 00- 0
0- 0
0- 0
0- 0NON-CONFERENCE
HOME
AWAY
NEUTRAL1- 0
1- 0
0- 0
0- 03- 0
2- 0
1- 0
0- 02- 0
1- 0
1- 0
0- 00- 0
0- 0
0- 0
0- 00- 0
0- 0
0- 0
0- 00- 0
0- 0
0- 0
0- 0CONFERENCE
HOME
AWAY
NEUTRAL0- 0
0- 0
0- 0
0- 00- 0
0- 0
0- 0
0- 00- 0
0- 0
0- 0
0- 0

RPI 1-25

RPI 26-50

Team's RPI: 39

RPI 51-100

RPI 101+

RPI S Opponent Score

RPI S Opponent Score

RPI S Opponent Score
92 H Fordham 58 54RPI S Opponent Score
108 H Boston U. 81 51
133 H Air Force 54 41
146 A Dayton 84 79
209 A Florida 79 66
281 H New Hampshire 69 54

LAST 12 Division I GAMES:

209 A Florida 79 66

133 H Air Force 54 41
281 H New Hampshire 69 54
146 A Dayton 84 79
92 H Fordham 58 54
108 H Boston U. 81 51N
o
r
t
h
e
a
s
t
e
r
nN
o
r
t
h
e
a
s
t
e
r
n

Non-Div I Games:

Northeastern

Average RPI Win:	197	WON-LOST	WINNING	LAST 10	STRENGTH OF	OPP. STRENGTH	TEAM	ADJ.	CONF.	ADJ CONF.
Average RPI Loss:	113	RECORD	PCT. RANK	GAMES	SCHEDULE	OF SCHEDULE	RPI	RPI	RPI	RPI
DIV. I ONLY	4- 2	96	0- 1	192	85	111	111	10	10	
DIV. I NON-CONF.	4- 2	96	0- 1	192	85	111	111	10	10	

TOTALS	RPI 1-25	RPI 26-50	W-L RECORDS	RPI 51-100	RPI 101-150	RPI 150+				
4- 2	0- 0	0- 0	OVERALL	1- 1	1- 1	2- 0				
2- 0	0- 0	0- 0	HOME	0- 0	1- 0	1- 0				
2- 1	0- 0	0- 0	AWAY	1- 1	0- 0	1- 0				
0- 1	0- 0	0- 0	NEUTRAL	0- 0	0- 1	0- 0				
4- 2	0- 0	0- 0	NON-CONFERENCE	1- 1	1- 1	2- 0				
2- 0	0- 0	0- 0	HOME	0- 0	1- 0	1- 0				
2- 1	0- 0	0- 0	AWAY	1- 1	0- 0	1- 0				
0- 1	0- 0	0- 0	NEUTRAL	0- 0	0- 1	0- 0				
0- 0	0- 0	0- 0	CONFERENCE	0- 0	0- 0	0- 0				
0- 0	0- 0	0- 0	HOME	0- 0	0- 0	0- 0				
0- 0	0- 0	0- 0	AWAY	0- 0	0- 0	0- 0				
0- 0	0- 0	0- 0	NEUTRAL	0- 0	0- 0	0- 0				

RPI 1-25				RPI 26-50				RPI 51-100				RPI 101+ Team's RPI: 111					
RPI	S	Opponent	Score	RPI	S	Opponent	Score	RPI	S	Opponent	Score	RPI	S	Opponent	Score		
								88	A	Washington	59	81	113	H	Fresno St.	86	73
								90	A	Loyola Marymount	63	62	137	N	SMU	48	55
													277	A	Seattle U	65	58
													307	H	Cal i forni a Baptist	91	88

LAST 12 Division I GAMES:																	
				90	A	Loyola Marymount	63	62	137	N	SMU	48	55				
				307	H	Cal i forni a Baptist	91	88									
				88	A	Washington	59	81									
				277	A	Seattle U	65	58									
				113	H	Fresno St.	86	73									

Non-Div I Games:

Northern Ariz.

Average RPI	Win:	178	WON-LOST	WINNING	LAST 10	STRENGTH OF	OPP. STRENGTH	TEAM	ADJ.	CONF.	ADJ CONF.
Average RPI	Loss:	58	RECORD	PCT. RANK	GAMES	SCHEDULE	OF SCHEDULE	RPI	RPI	RPI	RPI
DIV. I ONLY		3- 3		158	0- 1	62	72	40	40	10	10
DIV. I NON-CONF.		3- 3		158	0- 1	62	72	40	40	10	10

TOTALS	RPI 1-25		RPI 26-50		W-L RECORDS	RPI 51-100		RPI 101-150		RPI 150+	
3- 3	0- 1		0- 1		OVERALL	1- 0		0- 1		2- 0	
1- 0	0- 0		0- 0		HOME	1- 0		0- 0		0- 0	
2- 3	0- 1		0- 1		AWAY	0- 0		0- 1		2- 0	
0- 0	0- 0		0- 0		NEUTRAL	0- 0		0- 0		0- 0	
3- 3	0- 1		0- 1		NON-CONFERENCE	1- 0		0- 1		2- 0	
1- 0	0- 0		0- 0		HOME	1- 0		0- 0		0- 0	
2- 3	0- 1		0- 1		AWAY	0- 0		0- 1		2- 0	
0- 0	0- 0		0- 0		NEUTRAL	0- 0		0- 0		0- 0	
0- 0	0- 0		0- 0		CONFERENCE	0- 0		0- 0		0- 0	
0- 0	0- 0		0- 0		HOME	0- 0		0- 0		0- 0	
0- 0	0- 0		0- 0		AWAY	0- 0		0- 0		0- 0	
0- 0	0- 0		0- 0		NEUTRAL	0- 0		0- 0		0- 0	

RPI 1-25				RPI 26-50				Team's RPI: 40				RPI 51-100				RPI 101+			
RPI	S	Opponent	Score	RPI	S	Opponent	Score	RPI	S	Opponent	Score	RPI	S	Opponent	Score	RPI	S	Opponent	Score
9	A	Col orado	69 77	33	A	LSU	57 62	83	H	Denver	74 66	133	A	Ai r Force	57 69	179	A	Col orado St.	53 47
																271	A	San Franci sco	68 63
LAST 12 Division I GAMES:																			
				133	A	Ai r Force	57 69	271	A	San Franci sco	68 63								
								179	A	Col orado St.	53 47								
								83	H	Denver	74 66								
								33	A	LSU	57 62								
								9	A	Col orado	69 77								

Non-Div I Games:

Northern Colo.

Average RPI	Win:	217	WON-LOST	WINNING	LAST 10	STRENGTH OF	OPP. STRENGTH	TEAM	ADJ.	CONF.	ADJ CONF.
Average RPI	Loss:	26	RECORD	PCT. RANK	GAMES	SCHEDULE	OF SCHEDULE	RPI	RPI	RPI	RPI
DIV. I ONLY		3- 2		125	1- 0	54	163	61	61	11	11
DIV. I NON-CONF.		3- 2		125	1- 0	54	163	61	61	11	11

TOTALS	RPI 1-25		RPI 26-50		W-L RECORDS	RPI 51-100		RPI 101-150		RPI 150+	
3- 2	0- 1		0- 1		OVERALL	0- 0		1- 0		2- 0	
3- 0	0- 0		0- 0		HOME	0- 0		1- 0		2- 0	
0- 2	0- 1		0- 1		AWAY	0- 0		0- 0		0- 0	
0- 0	0- 0		0- 0		NEUTRAL	0- 0		0- 0		0- 0	
3- 2	0- 1		0- 1		NON-CONFERENCE	0- 0		1- 0		2- 0	
3- 0	0- 0		0- 0		HOME	0- 0		1- 0		2- 0	
0- 2	0- 1		0- 1		AWAY	0- 0		0- 0		0- 0	
0- 0	0- 0		0- 0		NEUTRAL	0- 0		0- 0		0- 0	
0- 0	0- 0		0- 0		CONFERENCE	0- 0		0- 0		0- 0	
0- 0	0- 0		0- 0		HOME	0- 0		0- 0		0- 0	
0- 0	0- 0		0- 0		AWAY	0- 0		0- 0		0- 0	
0- 0	0- 0		0- 0		NEUTRAL	0- 0		0- 0		0- 0	

RPI 1-25				RPI 26-50				RPI 51-100				RPI 101+			
RPI	S	Opponent	Score	RPI	S	Opponent	Score	RPI	S	Opponent	Score	RPI	S	Opponent	Score
6	A	Iowa St.	60 70	46	A	Indiana	73 91					149	H	UNI	70 59
												174	H	Yale	89 80
												329	H	North Dakota St.	81 63

LAST 12 Division I GAMES:															
6	A	Iowa St.	60 70	46	A	Indiana	73 91	149	H	UNI	70 59				
329	H	North Dakota St.	81 63												
46	A	Indiana	73 91												
174	H	Yale	89 80												

Non-Div I Games:

Northern Ill.

Average RPI	Win:	0	WON-LOST	WINNING	LAST 10	STRENGTH OF	OPP. STRENGTH	TEAM	ADJ.	CONF.	ADJ CONF.
Average RPI	Loss:	193	RECORD	PCT. RANK	GAMES	SCHEDULE	OF SCHEDULE	RPI	RPI	RPI	RPI
DIV. I ONLY		0- 4		317	0- 1	194	317	330	330	13	13
DIV. I NON-CONF.		0- 4		317	0- 1	194	317	330	330	13	13
<hr/>											
TOTALS	RPI 1-25		RPI 26-50		W-L RECORDS	RPI 51-100		RPI 101-150		RPI 150+	
0- 4	0- 0		0- 1		OVERALL	0- 0		0- 0		0- 3	
0- 1	0- 0		0- 1		HOME	0- 0		0- 0		0- 0	
0- 2	0- 0		0- 0		AWAY	0- 0		0- 0		0- 2	
0- 1	0- 0		0- 0		NEUTRAL	0- 0		0- 0		0- 1	
0- 4	0- 0		0- 1		NON-CONFERENCE	0- 0		0- 0		0- 3	
0- 1	0- 0		0- 1		HOME	0- 0		0- 0		0- 0	
0- 2	0- 0		0- 0		AWAY	0- 0		0- 0		0- 2	
0- 1	0- 0		0- 0		NEUTRAL	0- 0		0- 0		0- 1	
0- 0	0- 0		0- 0		CONFERENCE	0- 0		0- 0		0- 0	
0- 0	0- 0		0- 0		HOME	0- 0		0- 0		0- 0	
0- 0	0- 0		0- 0		AWAY	0- 0		0- 0		0- 0	
0- 0	0- 0		0- 0		NEUTRAL	0- 0		0- 0		0- 0	

RPI 1-25				RPI 26-50				RPI 51-100				RPI 101+ Team's RPI: 330			
RPI	S	Opponent	Score	RPI	S	Opponent	Score	RPI	S	Opponent	Score	RPI	S	Opponent	Score
				31	H	Bel mont	53 71					180	A	Kent St.	61 62
												226	N	Akron	60 77
												334	A	Austin Peay	48 52
<hr/>															
LAST 12 Division I GAMES:															
				334	A	Austin Peay	48 52	226	N	Akron	60 77				
				31	H	Bel mont	53 71	180	A	Kent St.	61 62				

Non-Div I Games: Alderson Broaddus 73 32

Northern Ky.

Average RPI Win:	126	WON-LOST	WINNING	LAST 10	STRENGTH OF	OPP. STRENGTH	TEAM	ADJ.	CONF.	ADJ CONF.
Average RPI Loss:	129	RECORD	PCT. RANK	GAMES	SCHEDULE	OF SCHEDULE	RPI	RPI	RPI	RPI
DIV. I ONLY	5- 1	37	0- 1	203	19	79	79	3	3	
DIV. I NON-CONF.	5- 1	37	0- 1	203	19	79	79	3	3	
<hr/>										
TOTALS	RPI 1-25	RPI 26-50	W-L RECORDS	RPI 51-100	RPI 101-150	RPI 150+				
5- 1	0- 0	0- 0	OVERALL	3- 0	0- 1	2- 0				
3- 1	0- 0	0- 0	HOME	2- 0	0- 1	1- 0				
2- 0	0- 0	0- 0	AWAY	1- 0	0- 0	1- 0				
0- 0	0- 0	0- 0	NEUTRAL	0- 0	0- 0	0- 0				
5- 1	0- 0	0- 0	NON-CONFERENCE	3- 0	0- 1	2- 0				
3- 1	0- 0	0- 0	HOME	2- 0	0- 1	1- 0				
2- 0	0- 0	0- 0	AWAY	1- 0	0- 0	1- 0				
0- 0	0- 0	0- 0	NEUTRAL	0- 0	0- 0	0- 0				
0- 0	0- 0	0- 0	CONFERENCE	0- 0	0- 0	0- 0				
0- 0	0- 0	0- 0	HOME	0- 0	0- 0	0- 0				
0- 0	0- 0	0- 0	AWAY	0- 0	0- 0	0- 0				
0- 0	0- 0	0- 0	NEUTRAL	0- 0	0- 0	0- 0				

RPI 1-25				RPI 26-50				RPI 51-100				RPI 101+			
RPI	S	Opponent	Score	RPI	S	Opponent	Score	RPI	S	Opponent	Score	RPI	S	Opponent	Score
								58	A	Green Bay	57 55	129	H	Pittsburgh	49 52
								67	H	UT Martin	90 64	209	A	Florida	83 74
								80	H	Duke	84 58	218	H	UIC	87 44
<hr/>															
LAST 12 Division I GAMES:															
				80	H	Duke	84 58	129	H	Pittsburgh	49 52				
				58	A	Green Bay	57 55	67	H	UT Martin	90 64				
								209	A	Florida	83 74				
								218	H	UIC	87 44				

Non-Div I Games:

Northwestern

Average RPI Win: 351
Average RPI Loss: 199

WON-LOST
RECORD

WINNING
PCT. RANK

LAST 10
GAMES

STRENGTH OF
SCHEDULE

OPP. STRENGTH
OF SCHEDULE

TEAM
RPI

ADJ.
RPI

CONF.
RPI

ADJ CONF.
RPI

DIV. I ONLY
DIV. I NON-CONF.

1- 3
1- 3

264
264

0- 0
0- 0

299
299

326
326

328
328

328
328

22
22

22
22

TOTALS

RPI 1-25

RPI 26-50

W-L RECORDS

RPI 51-100

RPI 101-150

RPI 150+

1- 3
1- 0
0- 3
0- 0

0- 0
0- 0
0- 0
0- 0

0- 0
0- 0
0- 0
0- 0

OVERALL
HOME
AWAY
NEUTRAL

0- 0
0- 0
0- 0
0- 0

0- 1
0- 0
0- 1
0- 0

1- 2
1- 0
0- 2
0- 0

1- 3
1- 0
0- 3
0- 0

0- 0
0- 0
0- 0
0- 0

0- 0
0- 0
0- 0
0- 0

NON-CONFERENCE
HOME
AWAY
NEUTRAL

0- 0
0- 0
0- 0
0- 0

0- 1
0- 0
0- 1
0- 0

1- 2
1- 0
0- 2
0- 0

0- 0
0- 0
0- 0
0- 0

0- 0
0- 0
0- 0
0- 0

0- 0
0- 0
0- 0
0- 0

CONFERENCE
HOME
AWAY
NEUTRAL

0- 0
0- 0
0- 0
0- 0

0- 0
0- 0
0- 0
0- 0

0- 0
0- 0
0- 0
0- 0

RPI 1-25

RPI S Opponent Score

RPI 26-50

RPI S Opponent Score

RPI 51-100

RPI S Opponent Score

RPI 101+

Team's RPI: 328

RPI	S	Opponent	Score
144	A	Arkansas	53 98
195	A	Oklahoma	56 93
258	A	Southern Miss.	54 69
351	H	Alcorn	78 65

LAST 12 Division I GAMES:

258	A	Southern Miss.	54 69
351	H	Alcorn	78 65
195	A	Oklahoma	56 93
144	A	Arkansas	53 98

Non-Div I Games:

Loyola (LA)

71 66

LeTourneau

100 40

Northwestern St.

Average RPI	Win:	70	WON-LOST	WINNING	LAST 10	STRENGTH OF	OPP. STRENGTH	TEAM	ADJ.	CONF.	ADJ CONF.
Average RPI	Loss:	0	RECORD	PCT. RANK	GAMES	SCHEDULE	OF SCHEDULE	RPI	RPI	RPI	RPI
DIV. I ONLY		7- 0		1	1- 0	4	114	1	1	1	1
DIV. I NON-CONF.		7- 0		1	1- 0	4	114	1	1	1	1

TOTALS	RPI 1-25		RPI 26-50		W-L RECORDS	RPI 51-100		RPI 101-150		RPI 150+	
7- 0	1- 0		1- 0		OVERALL	3- 0		2- 0		0- 0	
3- 0	0- 0		0- 0		HOME	1- 0		2- 0		0- 0	
1- 0	0- 0		0- 0		AWAY	1- 0		0- 0		0- 0	
3- 0	1- 0		1- 0		NEUTRAL	1- 0		0- 0		0- 0	
7- 0	1- 0		1- 0		NON-CONFERENCE	3- 0		2- 0		0- 0	
3- 0	0- 0		0- 0		HOME	1- 0		2- 0		0- 0	
1- 0	0- 0		0- 0		AWAY	1- 0		0- 0		0- 0	
3- 0	1- 0		1- 0		NEUTRAL	1- 0		0- 0		0- 0	
0- 0	0- 0		0- 0		CONFERENCE	0- 0		0- 0		0- 0	
0- 0	0- 0		0- 0		HOME	0- 0		0- 0		0- 0	
0- 0	0- 0		0- 0		AWAY	0- 0		0- 0		0- 0	
0- 0	0- 0		0- 0		NEUTRAL	0- 0		0- 0		0- 0	

RPI	S	Opponent	Score	RPI	S	Opponent	Score	RPI	S	Opponent	Score	RPI	S	Opponent	Score
12	N	Drake	82 64	45	N	Oregon St.	91 81	52	H	Iowa	105 71	105	H	Penn	75 55
								82	A	DePaul	101 77	109	H	Harvard	103 58
								85	N	Gonzaga	81 65				
LAST 12 Division I GAMES:															
				109	H	Harvard	103 58	45	N	Oregon St.	91 81				
								12	N	Drake	82 64				
								52	H	Iowa	105 71				
								85	N	Gonzaga	81 65				
								82	A	DePaul	101 77				
								105	H	Penn	75 55				

Non-Div I Games:

Notre Dame

Average RPI Win:	348	WON-LOST	WINNING	LAST 10	STRENGTH OF	OPP. STRENGTH	TEAM	ADJ.	CONF.	ADJ CONF.
Average RPI Loss:	154	RECORD	PCT. RANK	GAMES	SCHEDULE	OF SCHEDULE	RPI	RPI	RPI	RPI
DIV. I ONLY	1- 5	290	0- 1	123	335	288	288	13	13	
DIV. I NON-CONF.	1- 5	290	0- 1	123	335	288	288	13	13	

TOTALS	RPI 1-25	RPI 26-50	W-L RECORDS	RPI 51-100	RPI 101-150	RPI 150+				
1- 5	0- 0	0- 1	OVERALL	0- 1	0- 0	1- 3				
1- 1	0- 0	0- 1	HOME	0- 0	0- 0	1- 0				
0- 3	0- 0	0- 0	AWAY	0- 1	0- 0	0- 2				
0- 1	0- 0	0- 0	NEUTRAL	0- 0	0- 0	0- 1				
1- 5	0- 0	0- 1	NON-CONFERENCE	0- 1	0- 0	1- 3				
1- 1	0- 0	0- 1	HOME	0- 0	0- 0	1- 0				
0- 3	0- 0	0- 0	AWAY	0- 1	0- 0	0- 2				
0- 1	0- 0	0- 0	NEUTRAL	0- 0	0- 0	0- 1				
0- 0	0- 0	0- 0	CONFERENCE	0- 0	0- 0	0- 0				
0- 0	0- 0	0- 0	HOME	0- 0	0- 0	0- 0				
0- 0	0- 0	0- 0	AWAY	0- 0	0- 0	0- 0				
0- 0	0- 0	0- 0	NEUTRAL	0- 0	0- 0	0- 0				

RPI 1-25				RPI 26-50				RPI 51-100				RPI 101+				Team's RPI: 288
RPI	S	Opponent	Score	RPI	S	Opponent	Score	RPI	S	Opponent	Score	RPI	S	Opponent	Score	
				46	H	Indiana	32 59	68	A	Central Mich.	61 104	180	A	Kent St.	65 75	
												226	N	Akron	65 85	
												248	A	Illinois St.	56 62	
												348	H	Canisius	71 60	
LAST 12 Division I GAMES:																
				248	A	Illinois St.	56 62	68	A	Central Mich.	61 104					
				348	H	Canisius	71 60									
				180	A	Kent St.	65 75									
				226	N	Akron	65 85									
				46	H	Indiana	32 59									

Non-Div I Games: Grace Bible (MI) 94 48

Oakland

Average RPI	Win:	180	WON-LOST	WINNING	LAST 10	STRENGTH OF	OPP. STRENGTH	TEAM	ADJ.	CONF.	ADJ CONF.
Average RPI	Loss:	0	RECORD	PCT. RANK	GAMES	SCHEDULE	OF SCHEDULE	RPI	RPI	RPI	RPI
DIV. I ONLY		5- 0		1	1- 0	258	17	41	41	11	11
DIV. I NON-CONF.		5- 0		1	1- 0	258	17	41	41	11	11

TOTALS	RPI 1-25		RPI 26-50		W-L RECORDS	RPI 51-100		RPI 101-150		RPI 150+	
5- 0	1- 0		0- 0		OVERALL	0- 0		0- 0		4- 0	
3- 0	0- 0		0- 0		HOME	0- 0		0- 0		3- 0	
0- 0	0- 0		0- 0		AWAY	0- 0		0- 0		0- 0	
2- 0	1- 0		0- 0		NEUTRAL	0- 0		0- 0		1- 0	
5- 0	1- 0		0- 0		NON-CONFERENCE	0- 0		0- 0		4- 0	
3- 0	0- 0		0- 0		HOME	0- 0		0- 0		3- 0	
0- 0	0- 0		0- 0		AWAY	0- 0		0- 0		0- 0	
2- 0	1- 0		0- 0		NEUTRAL	0- 0		0- 0		1- 0	
0- 0	0- 0		0- 0		CONFERENCE	0- 0		0- 0		0- 0	
0- 0	0- 0		0- 0		HOME	0- 0		0- 0		0- 0	
0- 0	0- 0		0- 0		AWAY	0- 0		0- 0		0- 0	
0- 0	0- 0		0- 0		NEUTRAL	0- 0		0- 0		0- 0	

RPI 1-25				Team's RPI: 41		RPI 51-100				RPI 101+			
RPI	S	Opponent	Score	RPI	S	Opponent	Score	RPI	S	Opponent	Score	RPI	S
11	N	Lamar University	87 62							157	H	UNCW	95 72
										212	H	Binghamton	86 49
										252	N	St. Bonaventure	70 53
										269	H	Eastern Ky.	100 60
LAST 12 Division I GAMES:													
						11	N	Lamar University	87 62				
						252	N	St. Bonaventure	70 53				
						269	H	Eastern Ky.	100 60				
						212	H	Binghamton	86 49				
						157	H	UNCW	95 72				

Non-Div I Games:

Ohio

O h i o s t .

O
h
i
o
s
t
.

Ohio St.

Average RPI		Win: 271	WON-LOST	WINNING	LAST 10	STRENGTH OF		OPP. STRENGTH	TEAM	ADJ.	CONF.	ADJ CONF.
Loss: 89			RECORD	PCT. RANK	GAMES	SCHEDULE		OF SCHEDULE	RPI	RPI	RPI	RPI
DIV. I ONLY		2- 4	217	0- 1		97	135	195	195	5	5	
DIV. I NON-CONF.		2- 4	217	0- 1		97	135	195	195	5	5	

TOTALS		RPI 1-25		RPI 26-50		W-L RECORDS		RPI 51-100	RPI 101-150		RPI 150+	
2- 4		0- 0		0- 0		OVERALL		0- 3	0- 1		2- 0	
2- 0		0- 0		0- 0		HOME		0- 0	0- 0		2- 0	
0- 2		0- 0		0- 0		AWAY		0- 2	0- 0		0- 0	
0- 2		0- 0		0- 0		NEUTRAL		0- 1	0- 1		0- 0	
2- 4		0- 0		0- 0		NON-CONFERENCE		0- 3	0- 1		2- 0	
2- 0		0- 0		0- 0		HOME		0- 0	0- 0		2- 0	
0- 2		0- 0		0- 0		AWAY		0- 2	0- 0		0- 0	
0- 2		0- 0		0- 0		NEUTRAL		0- 1	0- 1		0- 0	
0- 0		0- 0		0- 0		CONFERENCE		0- 0	0- 0		0- 0	
0- 0		0- 0		0- 0		HOME		0- 0	0- 0		0- 0	
0- 0		0- 0		0- 0		AWAY		0- 0	0- 0		0- 0	
0- 0		0- 0		0- 0		NEUTRAL		0- 0	0- 0		0- 0	

RPI 1-25				RPI 26-50				RPI 51-100				RPI 101+ Team's RPI: 195					
RPI	S	Opponent	Score	RPI	S	Opponent	Score	RPI	S	Opponent	Score	RPI	S	Opponent	Score		
								55	A	South Fla.	70	87	117	N	UAB	84	89
								89	N	Clemson	62	74	214	H	Western Ky.	90	83
								96	A	New Mexico	80	84	328	H	Northwestern St.	93	56

LAST 12 Division I GAMES:																	
								89	N	Clemson	62	74	117	N	UAB	84	89
								96	A	New Mexico	80	84	55	A	South Fla.	70	87
													328	H	Northwestern St.	93	56
													214	H	Western Ky.	90	83

Non-Div I Games:

Oklahoma

Average RPI Win: 139

Average RPI Loss: 0

WON-LOST
RECORDWINNING
PCT. RANKLAST 10
GAMESSTRENGTH OF
SCHEDULEOPP. STRENGTH
OF SCHEDULETEAM
RPIADJ.
RPICONF.
RPIADJ CONF.
RPIDIV. I ONLY
DIV. I NON-CONF.5- 0
5- 01
11- 0
1- 0306
3062
248
4848
485
55
5

TOTALS

RPI 1-25

RPI 26-50

W-L RECORDS

RPI 51-100

RPI 101-150

RPI 150+

5- 0

0- 0

0- 0

OVERALL

1- 0

1- 0

3- 0

4- 0

0- 0

0- 0

HOME

1- 0

1- 0

2- 0

1- 0

0- 0

0- 0

AWAY

0- 0

0- 0

1- 0

0- 0

0- 0

0- 0

NEUTRAL

0- 0

0- 0

0- 0

5- 0

0- 0

0- 0

NON-CONFERENCE

1- 0

1- 0

3- 0

4- 0

0- 0

0- 0

HOME

1- 0

1- 0

2- 0

1- 0

0- 0

0- 0

AWAY

0- 0

0- 0

1- 0

0- 0

0- 0

0- 0

NEUTRAL

0- 0

0- 0

0- 0

0- 0

0- 0

0- 0

CONFERENCE

0- 0

0- 0

0- 0

0- 0

0- 0

0- 0

HOME

0- 0

0- 0

0- 0

0- 0

0- 0

0- 0

AWAY

0- 0

0- 0

0- 0

0- 0

0- 0

0- 0

NEUTRAL

0- 0

0- 0

0- 0

RPI 1-25

RPI 26-50

Team's RPI: 48

RPI 51-100

RPI 101+

RPI S Opponent Score

RPI S Opponent Score

RPI S Opponent Score
65 H Prairie View 70 50RPI S Opponent Score
103 H UC Riverside 76 51
163 A Wichita St. 60 47
181 H Arkansas St. 62 60
182 H Samford 82 62

LAST 12 Division I GAMES:

65	H	Prairie View	70	50	163	A	Wichita St.	60	47
103	H	UC Riverside	76	51	182	H	Samford	82	62
181	H	Arkansas St.	62	60					

Non-Div I Games:

Oklahoma St.

Average RPI Win: 198		WON-LOST	WINNING	LAST 10	STRENGTH OF		OPP. STRENGTH	TEAM	ADJ.	CONF.	ADJ CONF.
Loss: 125		RECORD	PCT. RANK	GAMES	SCHEDULE		OF SCHEDULE	RPI	RPI	RPI	RPI
DIV. I ONLY		5- 1	37	1- 0	96		176	44	44	20	20
DIV. I NON-CONF.		5- 1	37	1- 0	96		176	44	44	20	20
TOTALS		RPI 1-25	RPI 26-50	W-L RECORDS		RPI 51-100	RPI 101-150	RPI 150+			
5- 1	0- 0	0- 0		OVERALL		0- 0	0- 1	5- 0			
1- 1	0- 0	0- 0		HOME		0- 0	0- 1	1- 0			
2- 0	0- 0	0- 0		AWAY		0- 0	0- 0	2- 0			
2- 0	0- 0	0- 0		NEUTRAL		0- 0	0- 0	2- 0			
5- 1	0- 0	0- 0		NON-CONFERENCE		0- 0	0- 1	5- 0			
1- 1	0- 0	0- 0		HOME		0- 0	0- 1	1- 0			
2- 0	0- 0	0- 0		AWAY		0- 0	0- 0	2- 0			
2- 0	0- 0	0- 0		NEUTRAL		0- 0	0- 0	2- 0			
0- 0	0- 0	0- 0		CONFERENCE		0- 0	0- 0	0- 0			
0- 0	0- 0	0- 0		HOME		0- 0	0- 0	0- 0			
0- 0	0- 0	0- 0		AWAY		0- 0	0- 0	0- 0			
0- 0	0- 0	0- 0		NEUTRAL		0- 0	0- 0	0- 0			

RPI 1-25				RPI 26-50				Team's RPI: 44				RPI 51-100				RPI 101+			
RPI	S	Opponent	Score	RPI	S	Opponent	Score	RPI	S	Opponent	Score	RPI	S	Opponent	Score	RPI	S	Opponent	Score
																125 H Virginia 67 73			
																156 N Tennessee Tech 80 73			
																185 A Campbell 83 59			
																197 A Cincinnati 76 72			
																213 H Norfolk St. 69 53			
																240 N Jacksonville 78 76			
LAST 12 Division I GAMES:																			
156 N Tennessee Tech 80 73								197 A Cincinnati 76 72											
240 N Jacksonville 78 76								213 H Norfolk St. 69 53											
125 H Virginia 67 73								185 A Campbell 83 59											

Non-Div I Games:

Ol d Domi ni on

Average RPI	Win:	312	WON-LOST	WINNING	LAST 10	STRENGTH OF	OPP. STRENGTH	TEAM	ADJ.	CONF.	ADJ CONF.
Average RPI	Loss:	193	RECORD	PCT. RANK	GAMES	SCHEDULE	OF SCHEDULE	RPI	RPI	RPI	RPI
DIV. I ONLY		3- 3		158	1- 0	301		311	285	285	12 12
DIV. I NON-CONF.		3- 3		158	1- 0	301		311	285	285	12 12

TOTALS	RPI 1-25		RPI 26-50		W-L RECORDS	RPI 51-100		RPI 101-150		RPI 150+	
3- 3	0- 0		0- 0		OVERALL	0- 0		0- 0		3- 3	
1- 1	0- 0		0- 0		HOME	0- 0		0- 0		1- 1	
1- 1	0- 0		0- 0		AWAY	0- 0		0- 0		1- 1	
1- 1	0- 0		0- 0		NEUTRAL	0- 0		0- 0		1- 1	
3- 3	0- 0		0- 0		NON-CONFERENCE	0- 0		0- 0		3- 3	
1- 1	0- 0		0- 0		HOME	0- 0		0- 0		1- 1	
1- 1	0- 0		0- 0		AWAY	0- 0		0- 0		1- 1	
1- 1	0- 0		0- 0		NEUTRAL	0- 0		0- 0		1- 1	
0- 0	0- 0		0- 0		CONFERENCE	0- 0		0- 0		0- 0	
0- 0	0- 0		0- 0		HOME	0- 0		0- 0		0- 0	
0- 0	0- 0		0- 0		AWAY	0- 0		0- 0		0- 0	
0- 0	0- 0		0- 0		NEUTRAL	0- 0		0- 0		0- 0	

RPI 1-25				RPI 26-50				RPI 51-100				RPI 101+ Team's RPI: 285			
RPI	S	Opponent	Score	RPI	S	Opponent	Score	RPI	S	Opponent	Score	RPI	S	Opponent	Score
												185	N	Campbell	52 65
												189	H	CSUN	52 64
												205	A	Kansas St.	46 61
												279	A	Detroit Mercy	51 42
												317	H	USC Upstate	96 69
												341	N	Florida A&M	57 50

LAST 12 Division I GAMES:															
				341	N	Florida A&M	57 50	279	A	Detroit Mercy	51 42				
								185	N	Campbell	52 65				
								189	H	CSUN	52 64				
								205	A	Kansas St.	46 61				
								317	H	USC Upstate	96 69				

Non-Div I Games:

Omaha

Average RPI Win:	241	WON-LOST	WINNING	LAST 10	STRENGTH OF	OPP. STRENGTH	TEAM	ADJ.	CONF.	ADJ CONF.
Average RPI Loss:	95	RECORD	PCT. RANK	GAMES	SCHEDULE	OF SCHEDULE	RPI	RPI	RPI	RPI

DIV. I ONLY	2- 4	217	0- 1	107	154	176	176	12	12
DIV. I NON-CONF.	2- 4	217	0- 1	107	154	176	176	12	12
TOTALS	RPI 1-25	RPI 26-50	W-L RECORDS	RPI 51-100	RPI 101-150	RPI 150+			
2- 4	0- 0	0- 0	OVERALL	0- 2	0- 2	2- 0			
1- 1	0- 0	0- 0	HOME	0- 0	0- 1	1- 0			
1- 3	0- 0	0- 0	AWAY	0- 2	0- 1	1- 0			
0- 0	0- 0	0- 0	NEUTRAL	0- 0	0- 0	0- 0			
2- 4	0- 0	0- 0	NON-CONFERENCE	0- 2	0- 2	2- 0			
1- 1	0- 0	0- 0	HOME	0- 0	0- 1	1- 0			
1- 3	0- 0	0- 0	AWAY	0- 2	0- 1	1- 0			
0- 0	0- 0	0- 0	NEUTRAL	0- 0	0- 0	0- 0			
0- 0	0- 0	0- 0	CONFERENCE	0- 0	0- 0	0- 0			
0- 0	0- 0	0- 0	HOME	0- 0	0- 0	0- 0			
0- 0	0- 0	0- 0	AWAY	0- 0	0- 0	0- 0			
0- 0	0- 0	0- 0	NEUTRAL	0- 0	0- 0	0- 0			

RPI 1-25				RPI 26-50				RPI 51-100				RPI 101+					
RPI	S	Opponent	Score	RPI	S	Opponent	Score	RPI	S	Opponent	Score	RPI	S	Opponent	Score		
								52	A	Iowa	77	90	120	H	Tulsa	68	76
								63	A	Kansas	58	70	144	A	Arkansas	61	74
													207	A	Texas St.	81	64
													274	H	UMKC	75	64
LAST 12 Division I GAMES:																	
				207	A	Texas St.	81	64	144	A	Arkansas	61	74				
				274	H	UMKC	75	64									
				120	H	Tulsa	68	76									
				63	A	Kansas	58	70									
				52	A	Iowa	77	90									

Non-Div I Games: Harris-Stowe 74 46

Oral Roberts

Average RPI Win:	60	WON-LOST	WINNING	LAST 10	STRENGTH OF	OPP. STRENGTH	TEAM	ADJ.	CONF.	ADJ CONF.
Average RPI Loss:	0	RECORD	PCT. RANK	GAMES	SCHEDULE	OF SCHEDULE	RPI	RPI	RPI	RPI

DIV. I ONLY	5- 0	1	1- 0	51	3	4	4	2	2
DIV. I NON-CONF.	5- 0	1	1- 0	51	3	4	4	2	2

TOTALS	RPI 1-25	RPI 26-50	W-L RECORDS	RPI 51-100	RPI 101-150	RPI 150+			
5- 0	1- 0	1- 0	OVERALL	2- 0	1- 0	0- 0			
2- 0	1- 0	1- 0	HOME	0- 0	0- 0	0- 0			
2- 0	0- 0	0- 0	AWAY	2- 0	0- 0	0- 0			
1- 0	0- 0	0- 0	NEUTRAL	0- 0	1- 0	0- 0			
5- 0	1- 0	1- 0	NON-CONFERENCE	2- 0	1- 0	0- 0			
2- 0	1- 0	1- 0	HOME	0- 0	0- 0	0- 0			
2- 0	0- 0	0- 0	AWAY	2- 0	0- 0	0- 0			
1- 0	0- 0	0- 0	NEUTRAL	0- 0	1- 0	0- 0			
0- 0	0- 0	0- 0	CONFERENCE	0- 0	0- 0	0- 0			
0- 0	0- 0	0- 0	HOME	0- 0	0- 0	0- 0			
0- 0	0- 0	0- 0	AWAY	0- 0	0- 0	0- 0			
0- 0	0- 0	0- 0	NEUTRAL	0- 0	0- 0	0- 0			

RPI 1-25	Team's RPI: 4	RPI 26-50	RPI 51-100	RPI 101+
RPI S Opponent Score	RPI S Opponent Score	RPI S Opponent Score	RPI S Opponent Score	RPI S Opponent Score
8 H Syracuse 75 73	43 H Buffal o 102 82	72 A Utah St. 88 58	73 A Saint Mary's (CA) 79 55	103 N UC Ri versi de 94 44
LAST 12 Division I GAMES:				
		73 A Saint Mary's (CA) 79 55	103 N UC Ri versi de 94 44	
		43 H Buffal o 102 82	72 A Utah St. 88 58	
		8 H Syracuse 75 73		

Non-Div I Games: Alas. Fairbanks 115 36

Oregon

Average RPI Win: 170

Average RPI Loss: 1

WON-LOST
RECORDWINNING
PCT. RANKLAST 10
GAMESSTRENGTH OF
SCHEDULEOPP. STRENGTH
OF SCHEDULETEAM
RPIADJ.
RPICONF.
RPIADJ CONF.
RPIDIV. I ONLY
DIV. I NON-CONF.5- 1
5- 137
370- 1
0- 1161
16112
1245
4545
452
22
2

TOTALS

RPI 1-25

RPI 26-50

W-L RECORDS

RPI 51-100

RPI 101-150

RPI 150+

5- 1 0- 1

0- 0

OVERALL

1- 0

2- 0

2- 0

3- 0 0- 0

0- 0

HOME

1- 0

1- 0

1- 0

0- 0 0- 0

0- 0

AWAY

0- 0

0- 0

0- 0

2- 1 0- 1

0- 0

NEUTRAL

0- 0

1- 0

1- 0

5- 1 0- 1

0- 0

NON-CONFERENCE

1- 0

2- 0

2- 0

3- 0 0- 0

0- 0

HOME

1- 0

1- 0

1- 0

0- 0 0- 0

0- 0

AWAY

0- 0

0- 0

0- 0

2- 1 0- 1

0- 0

NEUTRAL

0- 0

1- 0

1- 0

0- 0 0- 0

0- 0

CONFERENCE

0- 0

0- 0

0- 0

0- 0 0- 0

0- 0

HOME

0- 0

0- 0

0- 0

0- 0 0- 0

0- 0

AWAY

0- 0

0- 0

0- 0

0- 0 0- 0

0- 0

NEUTRAL

0- 0

0- 0

0- 0

RPI 1-25

RPI 26-50

Team's RPI: 45

RPI 51-100

RPI 101+

RPI	S	Opponent	Score
1	N	Notre Dame	81 91

RPI	S	Opponent	Score

RPI	S	Opponent	Score
73	H	Saint Mary's (CA)	89 56

RPI	S	Opponent	Score
122	N	South Carolina	70 68
140	H	Ark.-Pine Bluff	89 33
214	N	Western Ky.	74 60
299	H	Cal Poly	79 54

LAST 12 Division I GAMES:

214	N	Western Ky.	74	60
73	H	Saint Mary's (CA)	89	56
140	H	Ark.-Pine Bluff	89	33
299	H	Cal Poly	79	54

1	N	Notre Dame	81	91
122	N	South Carolina	70	68

Non-Div I Games:

Oregon St.

Average	RPI	Loss:	2	WON-LOST RECORD	WINNING PCT. RANK	LAST 10 GAMES	STRENGTH OF SCHEDULE	OPP. STRENGTH OF SCHEDULE	TEAM RPI	LAST RPI	CONF. RPI	LAST CONF. RPI		
DIV. I ONLY				4- 1	61	1- 0	144	23	42	42	6	6		
DIV. I NON-CONF.				4- 1	61	1- 0	144	23	42	42	6	6		

TOTALS			RPI 1-25			RPI 26-50	W-L RECORDS			RPI 51-100		RPI 101-150		RPI 150+
4- 1			0- 1			0- 0	OVERALL			2- 0		0- 0		2- 0
2- 0			0- 0			0- 0	HOME			1- 0		0- 0		1- 0
2- 0			0- 0			0- 0	AWAY			1- 0		0- 0		1- 0
0- 1			0- 1			0- 0	NEUTRAL			0- 0		0- 0		0- 0
4- 1			0- 1			0- 0	NON-CONFERENCE			2- 0		0- 0		2- 0
2- 0			0- 0			0- 0	HOME			1- 0		0- 0		1- 0
2- 0			0- 0			0- 0	AWAY			1- 0		0- 0		1- 0
0- 1			0- 1			0- 0	NEUTRAL			0- 0		0- 0		0- 0
0- 0			0- 0			0- 0	CONFERENCE			0- 0		0- 0		0- 0
0- 0			0- 0			0- 0	HOME			0- 0		0- 0		0- 0
0- 0			0- 0			0- 0	AWAY			0- 0		0- 0		0- 0
0- 0			0- 0			0- 0	NEUTRAL			0- 0		0- 0		0- 0

RPI	S	Opponent	Score
2	N	Cal i forn i a	69 81

RPI	S	Opponent	Score
74	A	UC Dav i s	83 80
97	H	Wyomi ng	70 64

RPI	S	Opponent	Score
229	A	San Jose St.	91 67
329	H	North Dakota St.	75 68

RPI	S	Opponent	Score
229	A	San Jose St.	91 67
97	H	Wyomi ng	70 64

RPI	S	Opponent	Score
329	H	North Dakota St.	75 68
2	N	Cal i forn i a	69 81
74	A	UC Dav i s	83 80

Non-Div I Games:

Paci fi c

Average RPI	Win:	295	WON-LOST	WINNING	LAST 10	STRENGTH OF	OPP. STRENGTH	TEAM	ADJ.	CONF.	ADJ CONF.
Average RPI	Loss:	60	RECORD	PCT. RANK	GAMES	SCHEDULE	OF SCHEDULE	RPI	RPI	RPI	RPI
DIV. I ONLY		4- 2	96	0- 1	154	141	105	105	23	23	
DIV. I NON-CONF.		4- 2	96	0- 1	154	141	105	105	23	23	

TOTALS	RPI 1-25		RPI 26-50		W-L RECORDS	RPI 51-100		RPI 101-150		RPI 150+	
4- 2	0- 1		0- 0		OVERALL	0- 0		0- 1		4- 0	
2- 0	0- 0		0- 0		HOME	0- 0		0- 0		2- 0	
2- 1	0- 1		0- 0		AWAY	0- 0		0- 0		2- 0	
0- 1	0- 0		0- 0		NEUTRAL	0- 0		0- 1		0- 0	
4- 2	0- 1		0- 0		NON-CONFERENCE	0- 0		0- 1		4- 0	
2- 0	0- 0		0- 0		HOME	0- 0		0- 0		2- 0	
2- 1	0- 1		0- 0		AWAY	0- 0		0- 0		2- 0	
0- 1	0- 0		0- 0		NEUTRAL	0- 0		0- 1		0- 0	
0- 0	0- 0		0- 0		CONFERENCE	0- 0		0- 0		0- 0	
0- 0	0- 0		0- 0		HOME	0- 0		0- 0		0- 0	
0- 0	0- 0		0- 0		AWAY	0- 0		0- 0		0- 0	
0- 0	0- 0		0- 0		NEUTRAL	0- 0		0- 0		0- 0	

RPI 1-25				RPI 26-50				RPI 51-100				RPI 101+ Team's RPI : 105			
RPI	S	Opponent	Score	RPI	S	Opponent	Score	RPI	S	Opponent	Score	RPI	S	Opponent	Score
1	A	Notre Dame	55 75									119	N	Maine	46 47
												210	A	Siena	58 51
												311	A	Navy	65 61
												318	H	Saint Joseph's	65 45
												339	H	NJIT	85 42
LAST 12 Division I GAMES:															
318	H	Saint Joseph's	65 45	119	N	Maine	46 47								
1	A	Notre Dame	55 75	311	A	Navy	65 61								
210	A	Siena	58 51	339	H	NJIT	85 42								

Non-Div I Games:

Penn

Average RPI Loss: 56

DIV. I ONLY	4- 3	143	0- 1	49	51	75	75	3	3
DIV. I NON-CONF.	4- 3	143	0- 1	49	51	75	75	3	3
TOTALS	RPI 1-25	RPI 26-50	W-L RECORDS	RPI 51-100	RPI 101-150	RPI 150+			
4- 3	0- 1	0- 0	OVERALL	2- 1	0- 1	2- 0			
3- 2	0- 1	0- 0	HOME	1- 0	0- 1	2- 0			
1- 1	0- 0	0- 0	AWAY	1- 1	0- 0	0- 0			
0- 0	0- 0	0- 0	NEUTRAL	0- 0	0- 0	0- 0			
4- 3	0- 1	0- 0	NON-CONFERENCE	2- 1	0- 1	2- 0			
3- 2	0- 1	0- 0	HOME	1- 0	0- 1	2- 0			
1- 1	0- 0	0- 0	AWAY	1- 1	0- 0	0- 0			
0- 0	0- 0	0- 0	NEUTRAL	0- 0	0- 0	0- 0			
0- 0	0- 0	0- 0	CONFERENCE	0- 0	0- 0	0- 0			
0- 0	0- 0	0- 0	HOME	0- 0	0- 0	0- 0			
0- 0	0- 0	0- 0	AWAY	0- 0	0- 0	0- 0			
0- 0	0- 0	0- 0	NEUTRAL	0- 0	0- 0	0- 0			

RPI 1-25				RPI 26-50				RPI 51-100				RPI 101+			
RPI	S	Opponent	Score	RPI	S	Opponent	Score	RPI	S	Opponent	Score	RPI	S	Opponent	Score
2	H	Cal i forni a	58 75					56	A	Fl ori da St.	58 87	110	H	Stony Brook	70 81
								69	H	Provi dence	74 72	168	H	North Dakota	75 68
								92	A	Fordham	72 55	233	H	Princeton	79 71
LAST 12 Division I GAMES:															
				56	A	Fl ori da St.	58 87	233	H	Princeton	79 71				
				110	H	Stony Brook	70 81	92	A	Fordham	72 55				
				168	H	North Dakota	75 68	2	H	Cal i forni a	58 75				
								69	H	Provi dence	74 72				

Non-Div l Games:

Penn St.

Average RPI	Win:	230	WON-LOST	WINNING	LAST 10	STRENGTH OF	OPP. STRENGTH	TEAM	ADJ.	CONF.	ADJ CONF.
Average RPI	Loss:	9	RECORD	PCT. RANK	GAMES	SCHEDULE	OF SCHEDULE	RPI	RPI	RPI	RPI
DIV. I ONLY		3- 1		73	0- 1	91	118	23	23	6	6
DIV. I NON-CONF.		3- 1		73	0- 1	91	118	23	23	6	6

TOTALS	RPI 1-25		RPI 26-50		W-L RECORDS	RPI 51-100		RPI 101-150		RPI 150+	
3- 1	0- 1		0- 0		OVERALL	0- 0		1- 0		2- 0	
0- 0	0- 0		0- 0		HOME	0- 0		0- 0		0- 0	
2- 1	0- 1		0- 0		AWAY	0- 0		0- 0		2- 0	
1- 0	0- 0		0- 0		NEUTRAL	0- 0		1- 0		0- 0	
3- 1	0- 1		0- 0		NON-CONFERENCE	0- 0		1- 0		2- 0	
0- 0	0- 0		0- 0		HOME	0- 0		0- 0		0- 0	
2- 1	0- 1		0- 0		AWAY	0- 0		0- 0		2- 0	
1- 0	0- 0		0- 0		NEUTRAL	0- 0		1- 0		0- 0	
0- 0	0- 0		0- 0		CONFERENCE	0- 0		0- 0		0- 0	
0- 0	0- 0		0- 0		HOME	0- 0		0- 0		0- 0	
0- 0	0- 0		0- 0		AWAY	0- 0		0- 0		0- 0	
0- 0	0- 0		0- 0		NEUTRAL	0- 0		0- 0		0- 0	

RPI 1-25	Team's RPI: 23	RPI 26-50	RPI 51-100	RPI 101+
RPI S Opponent Score	RPI S Opponent Score	RPI S Opponent Score	RPI S Opponent Score	RPI S Opponent Score
9 A Colorado 65 80				127 N Sacramento St. 113 97
				265 A Hawaii 65 64
				299 A Cal Poly 70 63

LAST 12 Division I GAMES:				
127 N Sacramento St. 113 97	9 A Colorado 65 80			
265 A Hawaii 65 64	299 A Cal Poly 70 63			

Non-Div I Games:

Pepperdine

Average RPI Win:	213	WON-LOST	WINNING	LAST 10	STRENGTH OF	OPP. STRENGTH	TEAM	ADJ.	CONF.	ADJ CONF.
Average RPI Loss:	121	RECORD	PCT. RANK	GAMES	SCHEDULE	OF SCHEDULE	RPI	RPI	RPI	RPI
DIV. I ONLY	5- 4	157	1- 0	87	205	129	129	1	1	
DIV. I NON-CONF.	5- 4	157	1- 0	87	205	129	129	1	1	

TOTALS	RPI 1-25	RPI 26-50	W-L RECORDS	RPI 51-100	RPI 101-150	RPI 150+				
5- 4	0- 0	0- 0	OVERALL	1- 1	1- 2	3- 1				
2- 2	0- 0	0- 0	HOME	0- 1	0- 1	2- 0				
1- 1	0- 0	0- 0	AWAY	1- 0	0- 0	0- 1				
2- 1	0- 0	0- 0	NEUTRAL	0- 0	1- 1	1- 0				
5- 4	0- 0	0- 0	NON-CONFERENCE	1- 1	1- 2	3- 1				
2- 2	0- 0	0- 0	HOME	0- 1	0- 1	2- 0				
1- 1	0- 0	0- 0	AWAY	1- 0	0- 0	0- 1				
2- 1	0- 0	0- 0	NEUTRAL	0- 0	1- 1	1- 0				
0- 0	0- 0	0- 0	CONFERENCE	0- 0	0- 0	0- 0				
0- 0	0- 0	0- 0	HOME	0- 0	0- 0	0- 0				
0- 0	0- 0	0- 0	AWAY	0- 0	0- 0	0- 0				
0- 0	0- 0	0- 0	NEUTRAL	0- 0	0- 0	0- 0				

RPI 1-25				RPI 26-50				RPI 51-100				RPI 101+ Team's RPI: 129			
RPI	S	Opponent	Score	RPI	S	Opponent	Score	RPI	S	Opponent	Score	RPI	S	Opponent	Score
								60	H	UCF	58 61	124	H	Youngstown St.	55 64
								79	A	Northwestern	52 49	134	N	Wisconsin	42 57
												144	N	Arkansas	61 54
												166	A	Georgetown	41 70
												197	H	Cincinnati	65 48
												310	N	Tennessee St.	78 56
												336	H	New Orleans	90 38

LAST 12 Division I GAMES:															
				79	A	Northwestern	52 49	166	A	Georgetown	41 70				
				310	N	Tennessee St.	78 56	197	H	Cincinnati	65 48				
				144	N	Arkansas	61 54	124	H	Youngstown St.	55 64				
				134	N	Wisconsin	42 57	336	H	New Orleans	90 38				
								60	H	UCF	58 61				

Non-Div I Games:

Pittsburgh

Average RPI	Win: 217	WON-LOST RECORD	WINNING PCT. RANK	LAST 10 GAMES	STRENGTH OF SCHEDULE	OPP. STRENGTH OF SCHEDULE	TEAM RPI	ADJ. RPI	CONF. RPI	ADJ CONF. RPI
Average RPI	Loss: 139									
DIV. I ONLY		5- 1	37	1- 0	240	89	95	95	6	6
DIV. I NON-CONF.		5- 1	37	1- 0	240	89	95	95	6	6

TOTALS	RPI 1-25		RPI 26-50		W-L RECORDS		RPI 51-100		RPI 101-150	RPI 150+
5- 1	0- 0		0- 0		OVERALL		1- 0		0- 1	4- 0
2- 0	0- 0		0- 0		HOME		1- 0		0- 0	1- 0
3- 0	0- 0		0- 0		AWAY		0- 0		0- 0	3- 0
0- 1	0- 0		0- 0		NEUTRAL		0- 0		0- 1	0- 0
5- 1	0- 0		0- 0		NON-CONFERENCE		1- 0		0- 1	4- 0
2- 0	0- 0		0- 0		HOME		1- 0		0- 0	1- 0
3- 0	0- 0		0- 0		AWAY		0- 0		0- 0	3- 0
0- 1	0- 0		0- 0		NEUTRAL		0- 0		0- 1	0- 0
0- 0	0- 0		0- 0		CONFERENCE		0- 0		0- 0	0- 0
0- 0	0- 0		0- 0		HOME		0- 0		0- 0	0- 0
0- 0	0- 0		0- 0		AWAY		0- 0		0- 0	0- 0
0- 0	0- 0		0- 0		NEUTRAL		0- 0		0- 0	0- 0

RPI 1-25				RPI 26-50				RPI 51-100				RPI 101+			
RPI	S	Opponent	Score	RPI	S	Opponent	Score	RPI	S	Opponent	Score	RPI	S	Opponent	Score
								72	H	Utah St.	61 54	139	N	Arizona	70 92
												227	H	Cal St. Fullerton	83 74
												259	A	Utah Valley	65 60
												264	A	Weber St.	89 73
												265	A	Hawaii	72 65

LAST 12 Division I GAMES:															
227	H	Cal St. Fullerton	83 74	72	H	Utah St.	61 54								
139	N	Arizona	70 92												
265	A	Hawaii	72 65												
264	A	Weber St.	89 73												
259	A	Utah Valley	65 60												

Non-Div I Games:

Portland

Average RPI	Win: 193	WON-LOST	WINNING	LAST 10	STRENGTH OF	OPP. STRENGTH	TEAM	ADJ.	CONF.	ADJ CONF.
Average RPI	Loss: 0	RECORD	PCT. RANK	GAMES	SCHEDULE	OF SCHEDULE	RPI	RPI	RPI	RPI
DIV. I ONLY	3- 0	1	1- 0	342	6	132	132	10	10	
DIV. I NON-CONF.	3- 0	1	1- 0	342	6	132	132	10	10	

TOTALS	RPI 1-25	RPI 26-50	W-L RECORDS	RPI 51-100	RPI 101-150	RPI 150+				
3- 0	0- 0	0- 0	OVERALL	1- 0	0- 0	2- 0				
3- 0	0- 0	0- 0	HOME	1- 0	0- 0	2- 0				
0- 0	0- 0	0- 0	AWAY	0- 0	0- 0	0- 0				
0- 0	0- 0	0- 0	NEUTRAL	0- 0	0- 0	0- 0				
3- 0	0- 0	0- 0	NON-CONFERENCE	1- 0	0- 0	2- 0				
3- 0	0- 0	0- 0	HOME	1- 0	0- 0	2- 0				
0- 0	0- 0	0- 0	AWAY	0- 0	0- 0	0- 0				
0- 0	0- 0	0- 0	NEUTRAL	0- 0	0- 0	0- 0				
0- 0	0- 0	0- 0	CONFERENCE	0- 0	0- 0	0- 0				
0- 0	0- 0	0- 0	HOME	0- 0	0- 0	0- 0				
0- 0	0- 0	0- 0	AWAY	0- 0	0- 0	0- 0				
0- 0	0- 0	0- 0	NEUTRAL	0- 0	0- 0	0- 0				

RPI 1-25				RPI 26-50				RPI 51-100				RPI 101+ Team's RPI: 132			
RPI	S	Opponent	Score	RPI	S	Opponent	Score	RPI	S	Opponent	Score	RPI	S	Opponent	Score
								74	H	UC Davis	65 50	229	H	San Jose St.	80 51
												277	H	Seattle U	68 43
LAST 12 Division I GAMES:															
				277	H	Seattle U	68 43	74	H	UC Davis	65 50	229	H	San Jose St.	80 51

Non-Div I Games: Warner Pacific 102 49

Portland St.

Franchise View					Through Games Of Nov. 27, 2018									
Average RPI		Win:	0	WON-LOST	WINNING	LAST 10	STRENGTH OF	OPP. STRENGTH	TEAM	ADJ.	CONF.	ADJ CONF.		
Average RPI		Loss:	48	RECORD	PCT. RANK	GAMES	SCHEDULE	OF SCHEDULE	RPI	RPI	RPI	RPI		
DIV. I	ONLY		0- 1		317	0- 0	1		348	65	65	26	26	
DIV. I	NON-CONF.		0- 1		317	0- 0	1		348	65	65	26	26	

TOTALS		RPI	1-25		RPI	26-50	W-L RECORDS		RPI	51-100	RPI	101-150	RPI	150+
0- 1		0- 0				0- 1	OVERALL		0- 0		0- 0		0- 0	
0- 0		0- 0				0- 0	HOME		0- 0		0- 0		0- 0	
0- 1		0- 0				0- 1	AWAY		0- 0		0- 0		0- 0	
0- 0		0- 0				0- 0	NEUTRAL		0- 0		0- 0		0- 0	
0- 1		0- 0				0- 1	NON-CONFERENCE		0- 0		0- 0		0- 0	
0- 0		0- 0				0- 0	HOME		0- 0		0- 0		0- 0	
0- 1		0- 0				0- 1	AWAY		0- 0		0- 0		0- 0	
0- 0		0- 0				0- 0	NEUTRAL		0- 0		0- 0		0- 0	
0- 0		0- 0				0- 0	CONFERENCE		0- 0		0- 0		0- 0	
0- 0		0- 0				0- 0	HOME		0- 0		0- 0		0- 0	
0- 0		0- 0				0- 0	AWAY		0- 0		0- 0		0- 0	
0- 0		0- 0				0- 0	NEUTRAL		0- 0		0- 0		0- 0	

RPI 1-25	RPI 26-50	RPI 51-100	Team's RPI: 65	RPI 101+
RPI S Opponent Score	RPI S Opponent Score	RPI S Opponent Score		RPI S Opponent Score
	48 A Oklahoma St. 50 70			
LAST 12 Division I GAMES:				
	48 A Oklahoma St. 50 70			

Non-Div I Games: Jarvis Christian 117 32 Arlington Baptist 105 31

Prairie View

Average RPI Win: 194		WON-LOST	WINNING	LAST 10	STRENGTH OF		OPP. STRENGTH	TEAM	ADJ.	CONF.	ADJ CONF.
Average RPI Loss: 152		RECORD	PCT. RANK	GAMES	SCHEDULE		OF SCHEDULE	RPI	RPI	RPI	RPI
DIV. I ONLY		1- 4	275	0- 1	121		190	257	257	29	29
DIV. I NON-CONF.		1- 4	275	0- 1	121		190	257	257	29	29

TOTALS		RPI 1-25		RPI 26-50	W-L RECORDS		RPI 51-100	RPI 101-150		RPI 150+	
1- 4		0- 1		0- 0	OVERALL		0- 0	0- 0		1- 3	
1- 1		0- 0		0- 0	HOME		0- 0	0- 0		1- 1	
0- 3		0- 1		0- 0	AWAY		0- 0	0- 0		0- 2	
0- 0		0- 0		0- 0	NEUTRAL		0- 0	0- 0		0- 0	
1- 4		0- 1		0- 0	NON-CONFERENCE		0- 0	0- 0		1- 3	
1- 1		0- 0		0- 0	HOME		0- 0	0- 0		1- 1	
0- 3		0- 1		0- 0	AWAY		0- 0	0- 0		0- 2	
0- 0		0- 0		0- 0	NEUTRAL		0- 0	0- 0		0- 0	
0- 0		0- 0		0- 0	CONFERENCE		0- 0	0- 0		0- 0	
0- 0		0- 0		0- 0	HOME		0- 0	0- 0		0- 0	
0- 0		0- 0		0- 0	AWAY		0- 0	0- 0		0- 0	
0- 0		0- 0		0- 0	NEUTRAL		0- 0	0- 0		0- 0	

RPI 1-25				RPI 26-50				RPI 51-100				RPI 101+ Team's RPI: 257			
RPI	S	Opponent	Score	RPI	S	Opponent	Score	RPI	S	Opponent	Score	RPI	S	Opponent	Score
16	A	Tennessee	49 97									157	A	UNCW	48 63
												158	A	Vanderbil t	43 78
												194	H	Wofford	61 50
												278	H	South Carolina St.	48 57

LAST 12 Division I GAMES:															
157	A	UNCW	48 63	158	A	Vanderbil t	43 78	278	H	South Carolina St.	48 57	194	H	Wofford	61 50
16	A	Tennessee	49 97												

Non-Div I Games:

Presbyterian

Princeton					Through Games Of Nov. 29, 2018										
Average RPI	Win:	282	WON-LOST	WINNING	LAST 10	STRENGTH OF	OPP. STRENGTH	TEAM	ADJ.	CONF.	ADJ CONF.				
Average RPI	Loss:	122	RECORD	PCT. RANK	GAMES	SCHEDULE	OF SCHEDULE	RPI	RPI	RPI	RPI				
DIV. I ONLY			1- 7	313	0- 1	112	128	233	233	23	23				
DIV. I NON-CONF.			1- 7	313	0- 1	112	128	233	233	23	23				

TOTALS		RPI 1-25	RPI 26-50		W-L RECORDS		RPI 51-100	RPI 101-150	RPI 150+						
1- 7		0- 1	0- 0		OVERALL		0- 2	0- 1	1- 3						
0- 1		0- 0	0- 0		HOME		0- 0	0- 0	0- 1						
1- 3		0- 0	0- 0		AWAY		0- 1	0- 1	1- 1						
0- 3		0- 1	0- 0		NEUTRAL		0- 1	0- 0	0- 1						
1- 7		0- 1	0- 0		NON-CONFERENCE		0- 2	0- 1	1- 3						
0- 1		0- 0	0- 0		HOME		0- 0	0- 0	0- 1						
1- 3		0- 0	0- 0		AWAY		0- 1	0- 1	1- 1						
0- 3		0- 1	0- 0		NEUTRAL		0- 1	0- 0	0- 1						
0- 0		0- 0	0- 0		CONFERENCE		0- 0	0- 0	0- 0						
0- 0		0- 0	0- 0		HOME		0- 0	0- 0	0- 0						
0- 0		0- 0	0- 0		AWAY		0- 0	0- 0	0- 0						
0- 0		0- 0	0- 0		NEUTRAL		0- 0	0- 0	0- 0						

RPI 1-25				RPI 26-50				RPI 51-100				RPI 101+ Team's RPI: 233			
RPI	S	Opponent	Score	RPI	S	Opponent	Score	RPI	S	Opponent	Score	RPI	S	Opponent	Score
8	N	Syracuse	61 92					75	A	Penn St.	71 79	121	A	Villanova	46 67
								82	N	DePaul	67 82	161	H	Seton Hall	66 70
												200	A	George Washington	49 64
												205	N	Kansas St.	61 80
												282	A	Ri der	89 65

LAST 12 Division I GAMES:															
121	A	Villanova	46 67	75	A	Penn St.	71 79	161	H	Seton Hall	66 70	200	A	George Washington	49 64
205	N	Kansas St.	61 80	82	N	DePaul	67 82	282	A	Ri der	89 65				

Non-Div I Games:

Princeton

Average RPI	Win:	147	WON-LOST	WINNING	LAST 10	STRENGTH OF	OPP. STRENGTH	TEAM	ADJ.	CONF.	ADJ CONF.
Average RPI	Loss:	46	RECORD	PCT. RANK	GAMES	SCHEDULE	OF SCHEDULE	RPI	RPI	RPI	RPI
DIV. I ONLY		3- 2		125	1- 0	69	76	69	69	7	7
DIV. I NON-CONF.		3- 2		125	1- 0	69	76	69	69	7	7

TOTALS	RPI 1-25		RPI 26-50		W-L RECORDS	RPI 51-100		RPI 101-150		RPI 150+	
3- 2	0- 1		0- 0		OVERALL	1- 1		0- 0		2- 0	
2- 1	0- 1		0- 0		HOME	0- 0		0- 0		2- 0	
1- 1	0- 0		0- 0		AWAY	1- 1		0- 0		0- 0	
0- 0	0- 0		0- 0		NEUTRAL	0- 0		0- 0		0- 0	
3- 2	0- 1		0- 0		NON-CONFERENCE	1- 1		0- 0		2- 0	
2- 1	0- 1		0- 0		HOME	0- 0		0- 0		2- 0	
1- 1	0- 0		0- 0		AWAY	1- 1		0- 0		0- 0	
0- 0	0- 0		0- 0		NEUTRAL	0- 0		0- 0		0- 0	
0- 0	0- 0		0- 0		CONFERENCE	0- 0		0- 0		0- 0	
0- 0	0- 0		0- 0		HOME	0- 0		0- 0		0- 0	
0- 0	0- 0		0- 0		AWAY	0- 0		0- 0		0- 0	
0- 0	0- 0		0- 0		NEUTRAL	0- 0		0- 0		0- 0	

RPI 1-25				RPI 26-50				RPI 51-100				RPI 101+			
RPI	S	Opponent	Score	RPI	S	Opponent	Score	RPI	S	Opponent	Score	RPI	S	Opponent	Score
17	H	Qui nni pi ac	44 48					59	A	Boston Col lege	61 57	174	H	Yal e	59 42
								75	A	Penn St.	72 74	208	H	Sacred Heart	62 52
LAST 12 Di vi si on I GAMES:															
208	H	Sacred Heart	62 52	174	H	Yal e	59 42								
17	H	Qui nni pi ac	44 48	59	A	Boston Col lege	61 57								
75	A	Penn St.	72 74												

Non-Di v I Games:

Provi dence

Average RPI	Win: 180	WON-LOST RECORD	WINNING PCT. RANK	LAST 10 GAMES	STRENGTH OF SCHEDULE	OPP. STRENGTH OF SCHEDULE	TEAM RPI	ADJ. RPI	CONF. RPI	ADJ CONF. RPI
Average RPI	Loss: 27									
DIV. I ONLY		6- 2	73	1- 0	128	75	77	77	3	3
DIV. I NON-CONF.		6- 2	73	1- 0	128	75	77	77	3	3

TOTALS	RPI 1-25		RPI 26-50		W-L RECORDS		RPI 51-100		RPI 101-150	RPI 150+
6- 2	0- 1		1- 1		OVERALL		0- 0		2- 0	3- 0
4- 0	0- 0		1- 0		HOME		0- 0		1- 0	2- 0
1- 0	0- 0		0- 0		AWAY		0- 0		0- 0	1- 0
1- 2	0- 1		0- 1		NEUTRAL		0- 0		1- 0	0- 0
6- 2	0- 1		1- 1		NON-CONFERENCE		0- 0		2- 0	3- 0
4- 0	0- 0		1- 0		HOME		0- 0		1- 0	2- 0
1- 0	0- 0		0- 0		AWAY		0- 0		0- 0	1- 0
1- 2	0- 1		0- 1		NEUTRAL		0- 0		1- 0	0- 0
0- 0	0- 0		0- 0		CONFERENCE		0- 0		0- 0	0- 0
0- 0	0- 0		0- 0		HOME		0- 0		0- 0	0- 0
0- 0	0- 0		0- 0		AWAY		0- 0		0- 0	0- 0
0- 0	0- 0		0- 0		NEUTRAL		0- 0		0- 0	0- 0

RPI 1-25				RPI 26-50				RPI 51-100 Team's RPI: 77				RPI 101+			
RPI	S	Opponent	Score	RPI	S	Opponent	Score	RPI	S	Opponent	Score	RPI	S	Opponent	Score
3	N	UConn	40 86	27	H	Miami (FL)	74 63					109	H	Harvard	66 65
				50	N	St. John's (NY)	62 68					148	N	Ole Miss	70 59
												203	H	Western Ill.	81 60
												284	A	Ball St.	80 38
												308	H	Purdue Fort Wayne	78 44

LAST 12 Division I GAMES:															
27	H	Miami (FL)	74 63	50	N	St. John's (NY)	62 68	308	H	Purdue Fort Wayne	78 44	203	H	Western Ill.	81 60
3	N	UConn	40 86					109	H	Harvard	66 65	284	A	Ball St.	80 38
148	N	Ole Miss	70 59												

Non-Div I Games:

Purdue

Average RPI Win:	346	WON-LOST	WINNING	LAST 10	STRENGTH OF	OPP. STRENGTH	TEAM	ADJ.	CONF.	ADJ CONF.
Average RPI Loss:	182	RECORD	PCT. RANK	GAMES	SCHEDULE	OF SCHEDULE	RPI	RPI	RPI	RPI

DIV. I ONLY	1- 5	290	0- 1	264	314	308	308	12	12
DIV. I NON-CONF.	1- 5	290	0- 1	264	314	308	308	12	12

TOTALS	RPI 1-25	RPI 26-50	W-L RECORDS	RPI 51-100	RPI 101-150	RPI 150+			
1- 5	0- 0	0- 0	OVERALL	0- 1	0- 1	1- 3			
0- 1	0- 0	0- 0	HOME	0- 0	0- 0	0- 1			
1- 4	0- 0	0- 0	AWAY	0- 1	0- 1	1- 2			
0- 0	0- 0	0- 0	NEUTRAL	0- 0	0- 0	0- 0			
1- 5	0- 0	0- 0	NON-CONFERENCE	0- 1	0- 1	1- 3			
0- 1	0- 0	0- 0	HOME	0- 0	0- 0	0- 1			
1- 4	0- 0	0- 0	AWAY	0- 1	0- 1	1- 2			
0- 0	0- 0	0- 0	NEUTRAL	0- 0	0- 0	0- 0			
0- 0	0- 0	0- 0	CONFERENCE	0- 0	0- 0	0- 0			
0- 0	0- 0	0- 0	HOME	0- 0	0- 0	0- 0			
0- 0	0- 0	0- 0	AWAY	0- 0	0- 0	0- 0			
0- 0	0- 0	0- 0	NEUTRAL	0- 0	0- 0	0- 0			

RPI 1-25				RPI 26-50				RPI 51-100				RPI 101+ Team's RPI: 308			
RPI	S	Opponent	Score	RPI	S	Opponent	Score	RPI	S	Opponent	Score	RPI	S	Opponent	Score
								77	A	Purdue	44 78	112	A	Eastern Ill.	63 72
												175	H	SIUE	49 57
												239	A	Loyol a Chi cago	67 81
												309	A	Western Mi ch.	61 69
												346	A	Evansvi lle	72 66
LAST 12 Di vi si on I GAMES:															
				175	H	SIUE	49 57	239	A	Loyol a Chi cago	67 81				
				346	A	Evansvi lle	72 66								
				77	A	Purdue	44 78								
				112	A	Eastern Ill.	63 72								
				309	A	Western Mi ch.	61 69								

Non-Div I Games: Taylor (IN) 84 74 Ind. -Kokomo 87 50

Average RPI Loss: 45

DIV. I ONLY	3- 3	158	1- 0	15	148	17	17	27	27
DIV. I NON-CONF.	3- 3	158	1- 0	15	148	17	17	27	27
TOTALS	RPI 1-25	RPI 26-50	W-L RECORDS	RPI 51-100	RPI 101-150	RPI 150+			
3- 3	0- 1	0- 1	OVERALL	1- 1	1- 0	1- 0			
0- 0	0- 0	0- 0	HOME	0- 0	0- 0	0- 0			
2- 1	0- 1	0- 0	AWAY	1- 0	1- 0	0- 0			
1- 2	0- 0	0- 1	NEUTRAL	0- 1	0- 0	1- 0			
3- 3	0- 1	0- 1	NON-CONFERENCE	1- 1	1- 0	1- 0			
0- 0	0- 0	0- 0	HOME	0- 0	0- 0	0- 0			
2- 1	0- 1	0- 0	AWAY	1- 0	1- 0	0- 0			
1- 2	0- 0	0- 1	NEUTRAL	0- 1	0- 0	1- 0			
0- 0	0- 0	0- 0	CONFERENCE	0- 0	0- 0	0- 0			
0- 0	0- 0	0- 0	HOME	0- 0	0- 0	0- 0			
0- 0	0- 0	0- 0	AWAY	0- 0	0- 0	0- 0			
0- 0	0- 0	0- 0	NEUTRAL	0- 0	0- 0	0- 0			

RPI 1-25				Team's RPI: 17			
RPI	S	Opponent	Score				
25	A	Bucknel I	58 75				

RPI 26-50			
RPI	S	Opponent	Score
28	N	Texas	55 56

RPI 51-100			
RPI	S	Opponent	Score
69	A	Provi dence	48 44
81	N	Mi ssouri	51 65

RPI 101+			
RPI	S	Opponent	Score
123	A	Drexel	56 52
284	N	Ball St.	69 66

LAST 12 Division I GAMES:			
284	N	Ball St.	69 66
81	N	Mi ssouri	51 65
28	N	Texas	55 56
69	A	Provi dence	48 44
25	A	Bucknel I	58 75
123	A	Drexel	56 52

Qui nni pi ac

Average RPI	Win:	246	WON-LOST	WINNING	LAST 10	STRENGTH OF	OPP. STRENGTH	TEAM	ADJ.	CONF.	ADJ CONF.
Average RPI	Loss:	76	RECORD	PCT. RANK	GAMES	SCHEDULE	OF SCHEDULE	RPI	RPI	RPI	RPI
DIV. I ONLY		3- 2		125	0- 1	234	73	173	173	29	29
DIV. I NON-CONF.		3- 2		125	0- 1	234	73	173	173	29	29

TOTALS	RPI 1-25		RPI 26-50		W-L RECORDS	RPI 51-100		RPI 101-150		RPI 150+	
3- 2	0- 1		0- 0		OVERALL	0- 0		0- 1		3- 0	
2- 0	0- 0		0- 0		HOME	0- 0		0- 0		2- 0	
0- 1	0- 1		0- 0		AWAY	0- 0		0- 0		0- 0	
1- 1	0- 0		0- 0		NEUTRAL	0- 0		0- 1		1- 0	
3- 2	0- 1		0- 0		NON-CONFERENCE	0- 0		0- 1		3- 0	
2- 0	0- 0		0- 0		HOME	0- 0		0- 0		2- 0	
0- 1	0- 1		0- 0		AWAY	0- 0		0- 0		0- 0	
1- 1	0- 0		0- 0		NEUTRAL	0- 0		0- 1		1- 0	
0- 0	0- 0		0- 0		CONFERENCE	0- 0		0- 0		0- 0	
0- 0	0- 0		0- 0		HOME	0- 0		0- 0		0- 0	
0- 0	0- 0		0- 0		AWAY	0- 0		0- 0		0- 0	
0- 0	0- 0		0- 0		NEUTRAL	0- 0		0- 0		0- 0	

RPI 1-25				RPI 26-50				RPI 51-100				RPI 101+ Team's RPI: 173			
RPI	S	Opponent	Score	RPI	S	Opponent	Score	RPI	S	Opponent	Score	RPI	S	Opponent	Score
5	A	NC State	58 75									147	N	Nebraska	39 77
												219	N	Temple	56 50
												241	H	ETSU	79 64
												278	H	South Carolina St.	61 31
LAST 12 Division I GAMES:															
219	N	Temple	56 50	147	N	Nebraska	39 77								
5	A	NC State	58 75												
241	H	ETSU	79 64												
278	H	South Carolina St.	61 31												

Non-Div I Games:

Radford

Average RPI	Win:	255	WON-LOST	WINNING	LAST 10	STRENGTH OF	OPP. STRENGTH	TEAM	ADJ.	CONF.	ADJ CONF.
Average RPI	Loss:	98	RECORD	PCT. RANK	GAMES	SCHEDULE	OF SCHEDULE	RPI	RPI	RPI	RPI
DIV. I ONLY		3- 2		125	1- 0	183	168	150	150	18	18
DIV. I NON-CONF.		3- 2		125	1- 0	183	168	150	150	18	18

TOTALS	RPI 1-25		RPI 26-50		W-L RECORDS	RPI 51-100		RPI 101-150		RPI 150+	
3- 2	0- 0		0- 0		OVERALL	0- 1		0- 1		3- 0	
1- 1	0- 0		0- 0		HOME	0- 1		0- 0		1- 0	
2- 1	0- 0		0- 0		AWAY	0- 0		0- 1		2- 0	
0- 0	0- 0		0- 0		NEUTRAL	0- 0		0- 0		0- 0	
3- 2	0- 0		0- 0		NON-CONFERENCE	0- 1		0- 1		3- 0	
1- 1	0- 0		0- 0		HOME	0- 1		0- 0		1- 0	
2- 1	0- 0		0- 0		AWAY	0- 0		0- 1		2- 0	
0- 0	0- 0		0- 0		NEUTRAL	0- 0		0- 0		0- 0	
0- 0	0- 0		0- 0		CONFERENCE	0- 0		0- 0		0- 0	
0- 0	0- 0		0- 0		HOME	0- 0		0- 0		0- 0	
0- 0	0- 0		0- 0		AWAY	0- 0		0- 0		0- 0	
0- 0	0- 0		0- 0		NEUTRAL	0- 0		0- 0		0- 0	

RPI 1-25				RPI 26-50				RPI 51-100				RPI 101+ Team's RPI: 150			
RPI	S	Opponent	Score	RPI	S	Opponent	Score	RPI	S	Opponent	Score	RPI	S	Opponent	Score
								59	H	Boston College	64 88	136	A	Holy Cross	65 73
												168	H	North Dakota	77 63
												294	A	Robert Morris	46 41
												302	A	Vermont	61 58

LAST 12 Division I GAMES:															
				168	H	North Dakota	77 63	302	A	Vermont	61 58				
				136	A	Holy Cross	65 73	294	A	Robert Morris	46 41				
								59	H	Boston College	64 88				

Non-Div I Games:

Rhode Island

Average RPI	Win: 244	WON-LOST RECORD	WINNING PCT. RANK	LAST 10 GAMES	STRENGTH OF SCHEDULE	OPP. STRENGTH OF SCHEDULE	TEAM RPI	ADJ. RPI	CONF. RPI	ADJ CONF. RPI
Average RPI	Loss: 85									
DIV. I ONLY		4- 2	96	1- 0	311	78	184	184	20	20
DIV. I NON-CONF.		4- 2	96	1- 0	311	78	184	184	20	20

TOTALS	RPI 1-25		RPI 26-50		W-L RECORDS		RPI 51-100		RPI 101-150	RPI 150+
4- 2	0- 0		0- 0		OVERALL		0- 1		0- 1	4- 0
3- 0	0- 0		0- 0		HOME		0- 0		0- 0	3- 0
1- 2	0- 0		0- 0		AWAY		0- 1		0- 1	1- 0
0- 0	0- 0		0- 0		NEUTRAL		0- 0		0- 0	0- 0
4- 2	0- 0		0- 0		NON-CONFERENCE		0- 1		0- 1	4- 0
3- 0	0- 0		0- 0		HOME		0- 0		0- 0	3- 0
1- 2	0- 0		0- 0		AWAY		0- 1		0- 1	1- 0
0- 0	0- 0		0- 0		NEUTRAL		0- 0		0- 0	0- 0
0- 0	0- 0		0- 0		CONFERENCE		0- 0		0- 0	0- 0
0- 0	0- 0		0- 0		HOME		0- 0		0- 0	0- 0
0- 0	0- 0		0- 0		AWAY		0- 0		0- 0	0- 0
0- 0	0- 0		0- 0		NEUTRAL		0- 0		0- 0	0- 0

RPI 1-25				RPI 26-50				RPI 51-100				RPI 101+ Team's RPI: 184			
RPI	S	Opponent	Score	RPI	S	Opponent	Score	RPI	S	Opponent	Score	RPI	S	Opponent	Score
								54	A	UCLA	50 59	116	A	Texas A&M	54 65
												165	A	Little Rock	79 65
												183	H	Georgia St.	66 49
												292	H	Texas Southern	76 71
												335	H	McNeese	93 65
LAST 12 Division I GAMES:															
165	A	Little Rock	79 65	335	H	McNeese	93 65	54	A	UCLA	50 59	183	H	Georgia St.	66 49
54	A	UCLA	50 65	292	H	Texas Southern	76 71	116	A	Texas A&M	54 65				

Non-Div I Games:

Rice

**R
i
c
h
m
o
n
d**

R
i
c
h
m
o
n
d

Ri chmond

Average RPI	Win:	306	WON-LOST	WINNING	LAST 10	STRENGTH OF	OPP. STRENGTH	TEAM	ADJ.	CONF.	ADJ CONF.
Average RPI	Loss:	183	RECORD	PCT. RANK	GAMES	SCHEDULE	OF SCHEDULE	RPI	RPI	RPI	RPI
DIV. I ONLY		3- 4		187	0- 1	291	224	282	282	27	27
DIV. I NON-CONF.		3- 4		187	0- 1	291	224	282	282	27	27

TOTALS	RPI 1-25		RPI 26-50		W-L RECORDS	RPI 51-100		RPI 101-150		RPI 150+	
3- 4	0- 0		0- 0		OVERALL	0- 1		0- 1		3- 2	
2- 1	0- 0		0- 0		HOME	0- 0		0- 0		2- 1	
1- 2	0- 0		0- 0		AWAY	0- 0		0- 1		1- 1	
0- 1	0- 0		0- 0		NEUTRAL	0- 1		0- 0		0- 0	
3- 4	0- 0		0- 0		NON-CONFERENCE	0- 1		0- 1		3- 2	
2- 1	0- 0		0- 0		HOME	0- 0		0- 0		2- 1	
1- 2	0- 0		0- 0		AWAY	0- 0		0- 1		1- 1	
0- 1	0- 0		0- 0		NEUTRAL	0- 1		0- 0		0- 0	
0- 0	0- 0		0- 0		CONFERENCE	0- 0		0- 0		0- 0	
0- 0	0- 0		0- 0		HOME	0- 0		0- 0		0- 0	
0- 0	0- 0		0- 0		AWAY	0- 0		0- 0		0- 0	
0- 0	0- 0		0- 0		NEUTRAL	0- 0		0- 0		0- 0	

RPI 1-25				RPI 26-50				RPI 51-100				RPI 101+				Team's RPI: 282
RPI	S	Opponent	Score	RPI	S	Opponent	Score	RPI	S	Opponent	Score	RPI	S	Opponent	Score	
								59	N	Boston College	61 112	136	A	Holy Cross	61 71	
												233	H	Princeton	65 89	
												261	H	Mt. St. Mary's	85 67	
												302	A	Vermont	49 54	
												318	A	Saint Joseph's	56 54	
												339	H	NJIT	67 46	

LAST 12 Division I GAMES:																
318	A	Saint Joseph's	56 54	59	N	Boston College	61 112									
261	H	Mt. St. Mary's	85 67	339	H	NJIT	67 46									
136	A	Holy Cross	61 71													
302	A	Vermont	49 54													
233	H	Princeton	65 89													

Non-Div I Games:

Ri der

Average RPI	Win:	326	WON-LOST	WINNING	LAST 10	STRENGTH OF	OPP. STRENGTH	TEAM	ADJ.	CONF.	ADJ CONF.
Average RPI	Loss:	139	RECORD	PCT. RANK	GAMES	SCHEDULE	OF SCHEDULE	RPI	RPI	RPI	RPI
DIV. I ONLY		1- 5		290	0- 1	205	115	294	294	31	31
DIV. I NON-CONF.		1- 5		290	0- 1	205	115	294	294	31	31

TOTALS	RPI 1-25		RPI 26-50		W-L RECORDS	RPI 51-100		RPI 101-150		RPI 150+	
1- 5	0- 0		0- 0		OVERALL	0- 1		0- 3		1- 1	
1- 1	0- 0		0- 0		HOME	0- 0		0- 1		1- 0	
0- 3	0- 0		0- 0		AWAY	0- 1		0- 1		0- 1	
0- 1	0- 0		0- 0		NEUTRAL	0- 0		0- 1		0- 0	
1- 5	0- 0		0- 0		NON-CONFERENCE	0- 1		0- 3		1- 1	
1- 1	0- 0		0- 0		HOME	0- 0		0- 1		1- 0	
0- 3	0- 0		0- 0		AWAY	0- 1		0- 1		0- 1	
0- 1	0- 0		0- 0		NEUTRAL	0- 0		0- 1		0- 0	
0- 0	0- 0		0- 0		CONFERENCE	0- 0		0- 0		0- 0	
0- 0	0- 0		0- 0		HOME	0- 0		0- 0		0- 0	
0- 0	0- 0		0- 0		AWAY	0- 0		0- 0		0- 0	
0- 0	0- 0		0- 0		NEUTRAL	0- 0		0- 0		0- 0	

RPI 1-25				RPI 26-50				RPI 51-100				RPI 101+ Team's RPI: 294					
RPI	S	Opponent	Score	RPI	S	Opponent	Score	RPI	S	Opponent	Score	RPI	S	Opponent	Score		
								90	A	Loyol a Marymount	53	61	124	A	Youngstown St.	59	69
												137	N	SMU	55	60	
												150	H	Rhode Isl and	41	46	
												196	A	Bowl ing Green	60	61	
												326	H	La Salle	67	39	

LAST 12 Division I GAMES:																	
				90	A	Loyol a Marymount	53	61	137	N	SMU	55	60				
									196	A	Bowl ing Green	60	61				
									150	H	Rhode Isl and	41	46				
									326	H	La Salle	67	39				
									124	A	Youngstown St.	59	69				

Non-Div I Games:

Robert Morris

Average RPI Win: 256

Average RPI Loss: 54

WON-LOST
RECORDWINNING
PCT. RANKLAST 10
GAMESSTRENGTH OF
SCHEDULEOPP. STRENGTH
OF SCHEDULETEAM
RPIADJ.
RPICONF.
RPIADJ CONF.
RPIDIV. I ONLY
DIV. I NON-CONF.5- 3
5- 3119
1191- 0
1- 1133
133230
230152
152152
1523
33
3

TOTALS

RPI 1-25

RPI 26-50

W-L RECORDS

RPI 51-100

RPI 101-150

RPI 150+

5- 3

0- 1

0- 0

OVERALL

0- 2

1- 0

4- 0

4- 0

0- 0

0- 0

HOME

0- 0

1- 0

3- 0

0- 1

0- 0

0- 0

AWAY

0- 1

0- 0

0- 0

1- 2

0- 1

0- 0

NEUTRAL

0- 1

0- 0

1- 0

5- 3

0- 1

0- 0

NON-CONFERENCE

0- 2

1- 0

4- 0

4- 0

0- 0

0- 0

HOME

0- 0

1- 0

3- 0

0- 1

0- 0

0- 0

AWAY

0- 1

0- 0

0- 0

1- 2

0- 1

0- 0

NEUTRAL

0- 1

0- 0

1- 0

0- 0

0- 0

0- 0

CONFERENCE

0- 0

0- 0

0- 0

0- 0

0- 0

0- 0

HOME

0- 0

0- 0

0- 0

0- 0

0- 0

0- 0

AWAY

0- 0

0- 0

0- 0

0- 0

0- 0

0- 0

NEUTRAL

0- 0

0- 0

0- 0

RPI 1-25

RPI 26-50

RPI 51-100

RPI 101+

Team's RPI: 152

RPI	S	Opponent	Score
12	N	Drake	59 69

RPI	S	Opponent	Score
-----	---	----------	-------

RPI	S	Opponent	Score
66	A	Virginia Tech	51 67
85	N	Gonzaga	40 57

RPI	S	Opponent	Score
110	H	Stony Brook	61 47
241	N	ETSU	68 44
280	H	Central Conn. St.	73 44
312	H	Saint Francis (PA)	96 52
337	H	Albany (NY)	65 39

LAST 12 Division I GAMES:

85	N	Gonzaga	40	57	241	N	ETSU	68	44
66	A	Virginia Tech	51	67	312	H	Saint Francis (PA)	96	52
12	N	Drake	59	69					
337	H	Albany (NY)	65	39					
280	H	Central Conn. St.	73	44					
110	H	Stony Brook	61	47					

R
u
t
g
e
r
sR
u
t
g
e
r
s

Non-Div I Games:

Rutgers

■ Loss,
 ■ Non-Conf,
 ■ S Site,
 ■ Home
 ■ A Away
 N Neutral

Average RPI	Win:	212	WON-LOST	WINNING	LAST 10	STRENGTH OF	OPP. STRENGTH	TEAM	ADJ.	CONF.	ADJ CONF.
Average RPI	Loss:	89	RECORD	PCT. RANK	GAMES	SCHEDULE	OF SCHEDULE	RPI	RPI	RPI	RPI
DIV. I ONLY		3- 2		125	1- 0	115	234	115	115	22	22
DIV. I NON-CONF.		3- 2		125	1- 0	115	234	115	115	22	22
<hr/>											
TOTALS	RPI 1-25		RPI 26-50		W-L RECORDS	RPI 51-100		RPI 101-150		RPI 150+	
3- 2	0- 0		0- 1		OVERALL	0- 0		1- 0		2- 1	
2- 0	0- 0		0- 0		HOME	0- 0		1- 0		1- 0	
0- 2	0- 0		0- 1		AWAY	0- 0		0- 0		0- 1	
1- 0	0- 0		0- 0		NEUTRAL	0- 0		0- 0		1- 0	
3- 2	0- 0		0- 1		NON-CONFERENCE	0- 0		1- 0		2- 1	
2- 0	0- 0		0- 0		HOME	0- 0		1- 0		1- 0	
0- 2	0- 0		0- 1		AWAY	0- 0		0- 0		0- 1	
1- 0	0- 0		0- 0		NEUTRAL	0- 0		0- 0		1- 0	
0- 0	0- 0		0- 0		CONFERENCE	0- 0		0- 0		0- 0	
0- 0	0- 0		0- 0		HOME	0- 0		0- 0		0- 0	
0- 0	0- 0		0- 0		AWAY	0- 0		0- 0		0- 0	
0- 0	0- 0		0- 0		NEUTRAL	0- 0		0- 0		0- 0	

RPI	S	Opponent	Score	RPI	S	Opponent	Score	RPI	S	Opponent	Score	RPI	S	Opponent	Score
				27	A	Mi ami (FL)	60 81					120	H	Tul sa	76 34
												151	A	Texas Tech	69 77
												174	N	Yal e	67 57
												342	H	Morgan St.	69 42
<hr/>															
Team's RPI: 115															
<hr/>															
LAST 12 Division I GAMES:															
								174	N	Yal e	67 57				
								151	A	Texas Tech	69 77				
								120	H	Tul sa	76 34				
								342	H	Morgan St.	69 42				
								27	A	Mi ami (FL)	60 81				

Non-Div I Games: Our Lady of the Lake 93 77

SFA

S
I
U
E

Through Games Of Nov. 29, 2018																				
Average RPI Win: 301		WON-LOST RECORD		WINNING PCT. RANK		LAST 10 GAMES		STRENGTH OF SCHEDULE		OPP. STRENGTH OF SCHEDULE		TEAM RPI		ADJ. RPI		CONF. RPI		ADJ CONF. RPI		
DIV. I ONLY		3- 1		73		1- 0		288		316		175		175		16		16		
DIV. I NON-CONF.		3- 1		73		1- 0		288		316		175		175		16		16		
TOTALS		RPI 1-25		RPI 26-50		W-L RECORDS		RPI 51-100		RPI 101-150		RPI 150+								
3- 1		0- 0		0- 0		OVERALL		0- 1		0- 0		3- 0								
1- 0		0- 0		0- 0		HOME		0- 0		0- 0		1- 0								
2- 1		0- 0		0- 0		AWAY		0- 1		0- 0		2- 0								
0- 0		0- 0		0- 0		NEUTRAL		0- 0		0- 0		0- 0								
3- 1		0- 0		0- 0		NON-CONFERENCE		0- 1		0- 0		3- 0								
1- 0		0- 0		0- 0		HOME		0- 0		0- 0		1- 0								
2- 1		0- 0		0- 0		AWAY		0- 1		0- 0		2- 0								
0- 0		0- 0		0- 0		NEUTRAL		0- 0		0- 0		0- 0								
0- 0		0- 0		0- 0		CONFERENCE		0- 0		0- 0		0- 0								
0- 0		0- 0		0- 0		HOME		0- 0		0- 0		0- 0								
0- 0		0- 0		0- 0		AWAY		0- 0		0- 0		0- 0								
0- 0		0- 0		0- 0		NEUTRAL		0- 0		0- 0		0- 0								
RPI 1-25				RPI 26-50				RPI 51-100				RPI 101+				Team's RPI: 175				
RPI	S	Opponent	Score	RPI	S	Opponent	Score	RPI	S	Opponent	Score	RPI	S	Opponent	Score					
								81	A	Missouri	36 59			248	H	Illinois St.	68	61		
														308	A	Purdue Fort Wayne	57	49		
														346	A	Evansville	54	45		
LAST 12 Division I GAMES:																				
								308	A	Purdue Fort Wayne	57	49								
								81	A	Missouri	36	59								
								346	A	Evansville	54	45								
								248	H	Illinois St.	68	61								

S
I
U
E

Non-Div I Games:

SIUE

Average RPI	Win:	261	WON-LOST	WINNING	LAST 10	STRENGTH OF	OPP. STRENGTH	TEAM	ADJ.	CONF.	ADJ CONF.
Average RPI	Loss:	23	RECORD	PCT. RANK	GAMES	SCHEDULE	OF SCHEDULE	RPI	RPI	RPI	RPI
DIV. I ONLY		2- 1		96	1- 0	122	235	127	127	10	10
DIV. I NON-CONF.		2- 1		96	1- 0	122	235	127	127	10	10

TOTALS	RPI 1-25		RPI 26-50		W-L RECORDS	RPI 51-100		RPI 101-150		RPI 150+	
2- 1	0- 1		0- 0		OVERALL	0- 0		0- 0		2- 0	
1- 0	0- 0		0- 0		HOME	0- 0		0- 0		1- 0	
0- 0	0- 0		0- 0		AWAY	0- 0		0- 0		0- 0	
1- 1	0- 1		0- 0		NEUTRAL	0- 0		0- 0		1- 0	
2- 1	0- 1		0- 0		NON-CONFERENCE	0- 0		0- 0		2- 0	
1- 0	0- 0		0- 0		HOME	0- 0		0- 0		1- 0	
0- 0	0- 0		0- 0		AWAY	0- 0		0- 0		0- 0	
1- 1	0- 1		0- 0		NEUTRAL	0- 0		0- 0		1- 0	
0- 0	0- 0		0- 0		CONFERENCE	0- 0		0- 0		0- 0	
0- 0	0- 0		0- 0		HOME	0- 0		0- 0		0- 0	
0- 0	0- 0		0- 0		AWAY	0- 0		0- 0		0- 0	
0- 0	0- 0		0- 0		NEUTRAL	0- 0		0- 0		0- 0	

RPI 1-25				RPI 26-50				RPI 51-100				RPI 101+ Team's RPI: 127			
RPI	S	Opponent	Score	RPI	S	Opponent	Score	RPI	S	Opponent	Score	RPI	S	Opponent	Score
23	N	Pepperdine	97 113									223	N	Illinois	109 107
												299	H	Cal Poly	88 85
LAST 12 Division I GAMES:															
				223	N	Illinois	109 107								
				23	N	Pepperdine	97 113								
				299	H	Cal Poly	88 85								

Non-Div I Games:

Sacramento St.

Average RPI Win: 258		WON-LOST		WINNING		LAST 10		STRENGTH OF		OPP. STRENGTH		TEAM		ADJ.		CONF.		ADJ CONF.	
Average RPI Loss: 140		RECORD		PCT. RANK		GAMES		SCHEDULE		OF SCHEDULE		RPI		RPI		RPI		RPI	
DIV. I ONLY		3- 3		158		1- 0		278		106		208		208		31		31	
DIV. I NON-CONF.		3- 3		158		1- 0		278		106		208		208		31		31	
TOTALS		RPI 1-25		RPI 26-50		W-L RECORDS		RPI 51-100		RPI 101-150		RPI 150+							
3- 3		0- 0		0- 0		OVERALL		0- 1		0- 1		3- 1							
1- 1		0- 0		0- 0		HOME		0- 0		0- 1		1- 0							
2- 2		0- 0		0- 0		AWAY		0- 1		0- 0		2- 1							
0- 0		0- 0		0- 0		NEUTRAL		0- 0		0- 0		0- 0							
3- 3		0- 0		0- 0		NON-CONFERENCE		0- 1		0- 1		3- 1							
1- 1		0- 0		0- 0		HOME		0- 0		0- 1		1- 0							
2- 2		0- 0		0- 0		AWAY		0- 1		0- 0		2- 1							
0- 0		0- 0		0- 0		NEUTRAL		0- 0		0- 0		0- 0							
0- 0		0- 0		0- 0		CONFERENCE		0- 0		0- 0		0- 0							
0- 0		0- 0		0- 0		HOME		0- 0		0- 0		0- 0							
0- 0		0- 0		0- 0		AWAY		0- 0		0- 0		0- 0							
0- 0		0- 0		0- 0		NEUTRAL		0- 0		0- 0		0- 0							

RPI 1-25				RPI 26-50				RPI 51-100				RPI 101+				Team's RPI: 208	
RPI	S	Opponent	Score	RPI	S	Opponent	Score	RPI	S	Opponent	Score	RPI	S	Opponent	Score		
								69	A	Provi dence	52	62	141	H	Monmouth	50	55
													210	H	Si ena	72	50
													211	A	Massachusetts	61	78
													281	A	New Hampshire	71	60
													283	A	Hofstra	70	64
LAST 12 Di vi si on I GAMES:																	
283	A	Hofstra	70	64	281	A	New Hampshire	71	60								
141	H	Monmouth	50	55	210	H	Si ena	72	50								
69	A	Provi dence	52	62	211	A	Massachusetts	61	78								

Non-Div I Games:

Sacred Heart

Average RPI	Win: 0	WON-LOST RECORD	WINNING PCT. RANK	LAST 10 GAMES	STRENGTH OF SCHEDULE	OPP. STRENGTH OF SCHEDULE	TEAM RPI	ADJ. RPI	CONF. RPI	ADJ CONF. RPI
Average RPI	Loss: 143									
DIV. I ONLY		0- 4	317	0- 1	172	149	312	312	31	31
DIV. I NON-CONF.		0- 4	317	0- 1	172	149	312	312	31	31

TOTALS	RPI 1-25		RPI 26-50	W-L RECORDS	RPI 51-100		RPI 101-150		RPI 150+	
0- 4	0- 0		0- 1	OVERALL	0- 1		0- 0		0- 2	
0- 1	0- 0		0- 0	HOME	0- 1		0- 0		0- 0	
0- 3	0- 0		0- 1	AWAY	0- 0		0- 0		0- 2	
0- 0	0- 0		0- 0	NEUTRAL	0- 0		0- 0		0- 0	
0- 4	0- 0		0- 1	NON-CONFERENCE	0- 1		0- 0		0- 2	
0- 1	0- 0		0- 0	HOME	0- 1		0- 0		0- 0	
0- 3	0- 0		0- 1	AWAY	0- 0		0- 0		0- 2	
0- 0	0- 0		0- 0	NEUTRAL	0- 0		0- 0		0- 0	
0- 0	0- 0		0- 0	CONFERENCE	0- 0		0- 0		0- 0	
0- 0	0- 0		0- 0	HOME	0- 0		0- 0		0- 0	
0- 0	0- 0		0- 0	AWAY	0- 0		0- 0		0- 0	
0- 0	0- 0		0- 0	NEUTRAL	0- 0		0- 0		0- 0	

RPI 1-25				RPI 26-50				RPI 51-100				RPI 101+ Team's RPI: 312			
RPI	S	Opponent	Score	RPI	S	Opponent	Score	RPI	S	Opponent	Score	RPI	S	Opponent	Score
				29	A	Baylor	58 116	99	H	Duquesne	73 93	152	A	Rutgers	52 96
												290	A	Liberty	53 82
LAST 12 Division I GAMES:															
				152	A	Rutgers	52 96	99	H	Duquesne	73 93				
								290	A	Liberty	53 82				
								29	A	Baylor	58 116				

Non-Div I Games: Seton Hill 86 74

Saint Francis (PA)

Average RPI Win: 314
Average RPI Loss: 182

WON-LOST
RECORD

WINNING
PCT. RANK

LAST 10
GAMES

STRENGTH OF
SCHEDULE

OPP. STRENGTH
OF SCHEDULE

TEAM
RPI

ADJ.
RPI

CONF.
RPI

ADJ CONF.
RPI

DIV. I ONLY
DIV. I NON-CONF.

3- 4
3- 4

187
187

1- 0
1- 0

309
309

278
278

318
318

318
318

18
18

18
18

TOTALS

RPI 1-25

RPI 26-50

W-L RECORDS

RPI 51-100

RPI 101-150

RPI 150+

3- 4 0- 0
3- 2 0- 0
0- 2 0- 0
0- 0 0- 0

0- 0
0- 0
0- 0
0- 0

OVERALL
HOME
AWAY
NEUTRAL

0- 0
0- 0
0- 0
0- 0

0- 2
0- 0
0- 2
0- 0

3- 2
3- 2
0- 0
0- 0

3- 4 0- 0
3- 2 0- 0
0- 2 0- 0
0- 0 0- 0

0- 0
0- 0
0- 0
0- 0

NON-CONFERENCE
HOME
AWAY
NEUTRAL

0- 0
0- 0
0- 0
0- 0

0- 2
0- 0
0- 2
0- 0

3- 2
3- 2
0- 0
0- 0

0- 0 0- 0
0- 0 0- 0
0- 0 0- 0
0- 0 0- 0

0- 0
0- 0
0- 0
0- 0

CONFERENCE
HOME
AWAY
NEUTRAL

0- 0
0- 0
0- 0
0- 0

0- 0
0- 0
0- 0
0- 0

0- 0
0- 0
0- 0
0- 0

RPI 1-25

RPI S Opponent Score

RPI 26-50

RPI S Opponent Score

RPI 51-100

RPI S Opponent Score

RPI 101+

Team's RPI: 318

RPI	S	Opponent	Score
105	A	Penn	45 65
123	A	Drexel	34 51
219	H	Temple	52 58
282	H	Rider	54 56
306	H	Niagara	68 54
315	H	Columbia	68 61
320	H	Loyola Maryland	49 46

LAST 12 Division I GAMES:

320	H	Loyola Maryland	49	46
315	H	Columbia	68	61
282	H	Rider	54	56
306	H	Niagara	68	54
105	A	Penn	45	65

123	A	Drexel	34	51
219	H	Temple	52	58

Average RPI	Win:	219	WON-LOST	WINNING	LAST 10	STRENGTH OF	OPP. STRENGTH	TEAM	ADJ.	CONF.	ADJ CONF.
Average RPI	Loss:	115	RECORD	PCT. RANK	GAMES	SCHEDULE	OF SCHEDULE	RPI	RPI	RPI	RPI
DIV. I ONLY		3- 4		187	1- 0	250	65	217	217	18	18
DIV. I NON-CONF.		3- 4		187	1- 0	250	65	217	217	18	18
<hr/>											
TOTALS	RPI 1-25		RPI 26-50		W-L RECORDS	RPI 51-100		RPI 101-150		RPI 150+	
3- 4	0- 0		0- 0		OVERALL	0- 2		1- 1		2- 1	
1- 2	0- 0		0- 0		HOME	0- 1		0- 0		1- 1	
2- 1	0- 0		0- 0		AWAY	0- 0		1- 1		1- 0	
0- 1	0- 0		0- 0		NEUTRAL	0- 1		0- 0		0- 0	
3- 4	0- 0		0- 0		NON-CONFERENCE	0- 2		1- 1		2- 1	
1- 2	0- 0		0- 0		HOME	0- 1		0- 0		1- 1	
2- 1	0- 0		0- 0		AWAY	0- 0		1- 1		1- 0	
0- 1	0- 0		0- 0		NEUTRAL	0- 1		0- 0		0- 0	
0- 0	0- 0		0- 0		CONFERENCE	0- 0		0- 0		0- 0	
0- 0	0- 0		0- 0		HOME	0- 0		0- 0		0- 0	
0- 0	0- 0		0- 0		AWAY	0- 0		0- 0		0- 0	
0- 0	0- 0		0- 0		NEUTRAL	0- 0		0- 0		0- 0	

RPI 1-25				RPI 26-50				RPI 51-100				RPI 101+				Team's RPI: 217
RPI	S	Opponent	Score	RPI	S	Opponent	Score	RPI	S	Opponent	Score	RPI	S	Opponent	Score	
								70	H	Indiana St.	56 60	120	A	Tul sa	75 86	
								71	N	Chattanooga	61 71	125	A	Vi rgi ni a	67 65	
												197	H	Ci nci nati	50 51	
												262	H	Southern III.	62 58	
												269	A	Eastern Ky.	70 43	
<hr/>																
LAST 12 Division I GAMES:																
197	H	Ci nci nati	50 51	262	H	Southern III.	62 58									
70	H	Indiana St.	56 60	125	A	Vi rgi ni a	67 65									
269	A	Eastern Ky.	70 43	71	N	Chattanooga	61 71									
				120	A	Tul sa	75 86									

Non-Div I Games:

Saint Louis

Average RPI	Win:	217	WON-LOST	WINNING	LAST 10	STRENGTH OF	OPP. STRENGTH	TEAM	ADJ.	CONF.	ADJ CONF.
Average RPI	Loss:	25	RECORD	PCT. RANK	GAMES	SCHEDULE	OF SCHEDULE	RPI	RPI	RPI	RPI
DIV. I ONLY		4- 2		96	1- 0	90	123	73	73	6	6
DIV. I NON-CONF.		4- 2		96	1- 0	90	123	73	73	6	6

TOTALS	RPI 1-25		RPI 26-50		W-L RECORDS	RPI 51-100		RPI 101-150		RPI 150+	
4- 2	0- 1		0- 1		OVERALL	1- 0		0- 0		3- 0	
2- 1	0- 1		0- 0		HOME	1- 0		0- 0		1- 0	
2- 1	0- 0		0- 1		AWAY	0- 0		0- 0		2- 0	
0- 0	0- 0		0- 0		NEUTRAL	0- 0		0- 0		0- 0	
4- 2	0- 1		0- 1		NON-CONFERENCE	1- 0		0- 0		3- 0	
2- 1	0- 1		0- 0		HOME	1- 0		0- 0		1- 0	
2- 1	0- 0		0- 1		AWAY	0- 0		0- 0		2- 0	
0- 0	0- 0		0- 0		NEUTRAL	0- 0		0- 0		0- 0	
0- 0	0- 0		0- 0		CONFERENCE	0- 0		0- 0		0- 0	
0- 0	0- 0		0- 0		HOME	0- 0		0- 0		0- 0	
0- 0	0- 0		0- 0		AWAY	0- 0		0- 0		0- 0	
0- 0	0- 0		0- 0		NEUTRAL	0- 0		0- 0		0- 0	

RPI	S	Opponent	Score	RPI	S	Opponent	Score	RPI	S	Opponent	Score	RPI	S	Opponent	Score
4	H	Oregon	55 79	45	A	Oregon St.	56 89	97	H	Wyoming	90 84	178	H	Milwaukee	73 71
												287	A	Washington St.	70 64
												304	A	UC Santa Barbara	80 55

Team's RPI: 73															
LAST 12 Division I GAMES:															
304	A	UC Santa Barbara	80 55	45	A	Oregon St.	56 89	287	A	Washington St.	70 64	97	H	Wyoming	90 84
4	H	Oregon	55 79												
178	H	Milwaukee	73 71												

Non-Div I Games:

Saint Mary's (CA)

Saint Peter's

Through Games Of Nov. 29, 2018

Average RPI Win: 320

Average RPI Loss: 155

WON-LOST
RECORDWINNING
PCT. RANKLAST 10
GAMESSTRENGTH OF
SCHEDULEOPP. STRENGTH
OF SCHEDULETEAM
RPIADJ.
RPICONF.
RPIADJ CONF.
RPIDIV. I ONLY
DIV. I NON-CONF.3- 2
3- 2125
1251- 0
1- 0304
304301
301230
230230
23027
2727
27

TOTALS

RPI 1-25

RPI 26-50

W-L RECORDS

RPI 51-100

RPI 101-150

RPI 150+

3- 2
2- 0
1- 2
0- 00- 0
0- 0
0- 0
0- 00- 0
0- 0
0- 0
0- 0OVERALL
HOME
AWAY
NEUTRAL0- 1
0- 0
0- 1
0- 00- 0
0- 0
0- 0
0- 03- 1
2- 0
1- 1
0- 03- 2
2- 0
1- 2
0- 00- 0
0- 0
0- 0
0- 00- 0
0- 0
0- 0
0- 0NON-CONFERENCE
HOME
AWAY
NEUTRAL0- 1
0- 0
0- 1
0- 00- 0
0- 0
0- 0
0- 03- 1
2- 0
1- 1
0- 00- 0
0- 0
0- 0
0- 00- 0
0- 0
0- 0
0- 00- 0
0- 0
0- 0
0- 0CONFERENCE
HOME
AWAY
NEUTRAL0- 0
0- 0
0- 0
0- 00- 0
0- 0
0- 0
0- 00- 0
0- 0
0- 0
0- 0

RPI 1-25

RPI 26-50

RPI 51-100

RPI 101+

Team's RPI: 230

RPI S Opponent Score

RPI S Opponent Score

RPI S Opponent Score

RPI S Opponent Score

59 A Boston College 57 89

250 A UMass Lowell 57 59

273 A Lafayette 62 60

339 H NJIT 70 57

347 H LIU Brooklyn 86 59

LAST 12 Division I GAMES:

250	A	UMass Lowell	57	59	273	A	Lafayette	62	60
339	H	NJIT	70	57	347	H	LIU Brooklyn	86	59
					59	A	Boston College	57	89

Non-Div I Games:

Saint Peter's

■ Loss,
 ■ Non-Conf, S Site,
 ■ Home
 ■ Away
 N Neutral

Average RPI	Win:	258	WON-LOST	WINNING	LAST 10	STRENGTH OF	OPP. STRENGTH	TEAM	ADJ.	CONF.	ADJ CONF.
Average RPI	Loss:	124	RECORD	PCT. RANK	GAMES	SCHEDULE	OF SCHEDULE	RPI	RPI	RPI	RPI
DIV. I ONLY		1- 3		264	1- 0	20	286	93	93	22	22
DIV. I NON-CONF.		1- 3		264	1- 0	20	286	93	93	22	22

TOTALS	RPI 1-25		RPI 26-50		W-L RECORDS	RPI 51-100		RPI 101-150		RPI 150+	
1- 3	0- 0		0- 1		OVERALL	0- 0		0- 0		1- 2	
0- 0	0- 0		0- 0		HOME	0- 0		0- 0		0- 0	
1- 2	0- 0		0- 1		AWAY	0- 0		0- 0		1- 1	
0- 1	0- 0		0- 0		NEUTRAL	0- 0		0- 0		0- 1	
1- 3	0- 0		0- 1		NON-CONFERENCE	0- 0		0- 0		1- 2	
0- 0	0- 0		0- 0		HOME	0- 0		0- 0		0- 0	
1- 2	0- 0		0- 1		AWAY	0- 0		0- 0		1- 1	
0- 1	0- 0		0- 0		NEUTRAL	0- 0		0- 0		0- 1	
0- 0	0- 0		0- 0		CONFERENCE	0- 0		0- 0		0- 0	
0- 0	0- 0		0- 0		HOME	0- 0		0- 0		0- 0	
0- 0	0- 0		0- 0		AWAY	0- 0		0- 0		0- 0	
0- 0	0- 0		0- 0		NEUTRAL	0- 0		0- 0		0- 0	

RPI 1-25				RPI 26-50				RPI 51-100				RPI 101+			
RPI	S	Opponent	Score	RPI	S	Opponent	Score	RPI	S	Opponent	Score	RPI	S	Opponent	Score
				33	A	LSU	52 66					163	A	Wi chi ta St.	55 63
												177	N	Troy	79 84
												258	A	Southern Mi ss.	65 61
LAST 12 Division I GAMES:															
				258	A	Southern Mi ss.	65 61								
				177	N	Troy	79 84								
				163	A	Wi chi ta St.	55 63								
				33	A	LSU	52 66								

Non-Div I Games: Wiley 101 63 Jarvis Christian 100 55

Sam Houston St.

Average RPI Win:	254	WON-LOST	WINNING	LAST 10	STRENGTH OF	OPP. STRENGTH	TEAM	ADJ.	CONF.	ADJ CONF.
Average RPI Loss:	136	RECORD	PCT. RANK	GAMES	SCHEDULE	OF SCHEDULE	RPI	RPI	RPI	RPI

DIV. I ONLY	1- 5	290	0- 1	67	285	182	182	24	24
DIV. I NON-CONF.	1- 5	290	0- 1	67	285	182	182	24	24
TOTALS	RPI 1-25	RPI 26-50	W-L RECORDS	RPI 51-100	RPI 101-150	RPI 150+			
1- 5	0- 0	0- 1	OVERALL	0- 1	0- 1	1- 2			
0- 0	0- 0	0- 0	HOME	0- 0	0- 0	0- 0			
1- 5	0- 0	0- 1	AWAY	0- 1	0- 1	1- 2			
0- 0	0- 0	0- 0	NEUTRAL	0- 0	0- 0	0- 0			
1- 5	0- 0	0- 1	NON-CONFERENCE	0- 1	0- 1	1- 2			
0- 0	0- 0	0- 0	HOME	0- 0	0- 0	0- 0			
1- 5	0- 0	0- 1	AWAY	0- 1	0- 1	1- 2			
0- 0	0- 0	0- 0	NEUTRAL	0- 0	0- 0	0- 0			
0- 0	0- 0	0- 0	CONFERENCE	0- 0	0- 0	0- 0			
0- 0	0- 0	0- 0	HOME	0- 0	0- 0	0- 0			
0- 0	0- 0	0- 0	AWAY	0- 0	0- 0	0- 0			
0- 0	0- 0	0- 0	NEUTRAL	0- 0	0- 0	0- 0			

RPI 1-25	RPI 26-50	RPI 51-100	RPI 101+ Team's RPI: 182
RPI S Opponent Score	RPI S Opponent Score	RPI S Opponent Score	RPI S Opponent Score
	48 A Oklahoma St. 62 82	67 A UT Martin 68 89	131 A Hampton 57 64
			177 A Troy 52 72
			254 A Alabama St. 60 51
			258 A Southern Miss. 40 76
LAST 12 Division I GAMES:			
		131 A Hampton 57 64	
		48 A Oklahoma St. 62 82	
		258 A Southern Miss. 40 76	
		254 A Alabama St. 60 51	
		177 A Troy 52 72	
		67 A UT Martin 68 89	

Non-Div I Games: Rhodes 71 54

Samford

Average RPI Win: 257

Average RPI Loss: 54

WON-LOST
RECORDWINNING
PCT. RANKLAST 10
GAMESSTRENGTH OF
SCHEDULEOPP. STRENGTH
OF SCHEDULETEAM
RPIADJ.
RPICONF.
RPIADJ CONF.
RPIDIV. I ONLY
DIV. I NON-CONF.3- 3
3- 3158
1581- 0
1- 0113
11387
87167
167167
1676
66
6

TOTALS

RPI 1-25

RPI 26-50

W-L RECORDS

RPI 51-100

RPI 101-150

RPI 150+

3- 3

0- 2

0- 0

OVERALL

0- 0

0- 1

3- 0

3- 1

0- 1

0- 0

HOME

0- 0

0- 0

3- 0

0- 2

0- 1

0- 0

AWAY

0- 0

0- 1

0- 0

0- 0

0- 0

0- 0

NEUTRAL

0- 0

0- 0

0- 0

3- 3

0- 2

0- 0

NON-CONFERENCE

0- 0

0- 1

3- 0

3- 1

0- 1

0- 0

HOME

0- 0

0- 0

3- 0

0- 2

0- 1

0- 0

AWAY

0- 0

0- 1

0- 0

0- 0

0- 0

0- 0

NEUTRAL

0- 0

0- 0

0- 0

0- 0

0- 0

0- 0

CONFERENCE

0- 0

0- 0

0- 0

0- 0

0- 0

0- 0

HOME

0- 0

0- 0

0- 0

0- 0

0- 0

0- 0

AWAY

0- 0

0- 0

0- 0

0- 0

0- 0

0- 0

NEUTRAL

0- 0

0- 0

0- 0

RPI 1-25

RPI 26-50

RPI 51-100

RPI 101+

Team's RPI: 167

RPI	S	Opponent	Score
2	H	Cal i forni a	53 70
14	A	Mi nnesota	48 53

RPI S Opponent Score

RPI S Opponent Score

RPI	S	Opponent	Score
145	A	Southern Utah	59 69
220	H	San Diego St.	72 71
265	H	Hawai i	58 50
286	H	Cl evel and St.	83 82

LAST 12 Di vi si on I GAMES:

220	H	San Diego St.	72 71
2	H	Cal i forni a	53 70
286	H	Cl evel and St.	83 82
14	A	Mi nnesota	48 53
265	H	Hawai i	58 50
145	A	Southern Utah	59 69

Non-Di v I Games:

San Diego

Average RPI Win: 279

Average RPI Loss: 80

WON-LOST
RECORDWINNING
PCT. RANKLAST 10
GAMESSTRENGTH OF
SCHEDULEOPP. STRENGTH
OF SCHEDULETEAM
RPIADJ.
RPICONF.
RPIADJ CONF.
RPIDIV. I ONLY
DIV. I NON-CONF.4- 3
4- 3143
1430- 1
0- 1280
280145
145220
220220
2209
99
9

TOTALS

RPI 1-25

RPI 26-50

W-L RECORDS

RPI 51-100

RPI 101-150

RPI 150+

4- 3

0- 0

0- 2

OVERALL

0- 0

0- 0

4- 1

3- 1

0- 0

0- 1

HOME

0- 0

0- 0

3- 0

1- 2

0- 0

0- 1

AWAY

0- 0

0- 0

1- 1

0- 0

0- 0

0- 0

NEUTRAL

0- 0

0- 0

0- 0

4- 3

0- 0

0- 2

NON-CONFERENCE

0- 0

0- 0

4- 1

3- 1

0- 0

0- 1

HOME

0- 0

0- 0

3- 0

1- 2

0- 0

0- 1

AWAY

0- 0

0- 0

1- 1

0- 0

0- 0

0- 0

NEUTRAL

0- 0

0- 0

0- 0

0- 0

0- 0

0- 0

CONFERENCE

0- 0

0- 0

0- 0

0- 0

0- 0

0- 0

HOME

0- 0

0- 0

0- 0

0- 0

0- 0

0- 0

AWAY

0- 0

0- 0

0- 0

0- 0

0- 0

0- 0

NEUTRAL

0- 0

0- 0

0- 0

RPI 1-25

RPI 26-50

RPI 51-100

RPI 101+



Team's RPI: 220



RPI S Opponent Score



RPI S Opponent Score


RPI S Opponent Score


RPI S Opponent Score


35  TCU 64  81


37  Santa Clara 43  60

167  San Diego 71  72

227  Cal St. Fullerton 83 72



265  Hawai i 58 57



307  Cal i forni a Baptist 83 67


316  Incarnate Word 81 38


LAST 12 Division I GAMES:


265  Hawai i 58 57



167  San Di ego 71  72

35  TCU 64  81

307  Cal i forni a Baptist 83 67





316  Incarnate Word 81 38

227  Cal St. Fullerton 83 72

37  Santa Clara 43  60

Non-Div I Games:

San Diego St.

 Loss,  Non-Conf, S Site,  Home  Away N Neutral

Average RPI Win: 264		WON-LOST	WINNING	LAST 10	STRENGTH OF		OPP. STRENGTH	TEAM	ADJ.	CONF.	ADJ CONF.
Average RPI Loss: 138		RECORD	PCT. RANK	GAMES	SCHEDULE		OF SCHEDULE	RPI	RPI	RPI	RPI
DIV. I ONLY		2- 4	217	0- 1	216		184	271	271	6	6
DIV. I NON-CONF.		2- 4	217	0- 1	216		184	271	271	6	6

TOTALS		RPI 1-25		RPI 26-50	W-L RECORDS		RPI 51-100	RPI 101-150		RPI 150+	
2- 4		0- 1		0- 1	OVERALL		0- 0	0- 0		2- 2	
1- 2		0- 0		0- 1	HOME		0- 0	0- 0		1- 1	
0- 2		0- 1		0- 0	AWAY		0- 0	0- 0		0- 1	
1- 0		0- 0		0- 0	NEUTRAL		0- 0	0- 0		1- 0	
2- 4		0- 1		0- 1	NON-CONFERENCE		0- 0	0- 0		2- 2	
1- 2		0- 0		0- 1	HOME		0- 0	0- 0		1- 1	
0- 2		0- 1		0- 0	AWAY		0- 0	0- 0		0- 1	
1- 0		0- 0		0- 0	NEUTRAL		0- 0	0- 0		1- 0	
0- 0		0- 0		0- 0	CONFERENCE		0- 0	0- 0		0- 0	
0- 0		0- 0		0- 0	HOME		0- 0	0- 0		0- 0	
0- 0		0- 0		0- 0	AWAY		0- 0	0- 0		0- 0	
0- 0		0- 0		0- 0	NEUTRAL		0- 0	0- 0		0- 0	

RPI	S	Opponent	Score	RPI	S	Opponent	Score	RPI	S	Opponent	Score	RPI	S	Opponent	Score	Team's RPI: 271
19	A	Stanford	62	96	40	H	Northern Colo.	63	68			204	H	UT Arlington	73	80
												229	H	San Jose St.	85	63
												287	A	Washington St.	61	91
												299	N	Cal Poly	65	62

LAST 12 Division I GAMES:																
287	A	Washington St.	61	91	229	H	San Jose St.	85	63							
204	H	UT Arlington	73	80												
40	H	Northern Colo.	63	68												
299	N	Cal Poly	65	62												
19	A	Stanford	62	96												

Non-Div I Games:

San Francisco

Average RPI	Win: 232	WON-LOST	WINNING	LAST 10	STRENGTH OF	OPP. STRENGTH	TEAM	ADJ.	CONF.	ADJ CONF.
Average RPI	Loss: 148	RECORD	PCT. RANK	GAMES	SCHEDULE	OF SCHEDULE	RPI	RPI	RPI	RPI
DIV. I ONLY	1- 3	264	0- 1	71	315	229	229	9	9	
DIV. I NON-CONF.	1- 3	264	0- 1	71	315	229	229	9	9	

TOTALS	RPI 1-25	RPI 26-50	W-L RECORDS	RPI 51-100	RPI 101-150	RPI 150+				
1- 3	0- 0	0- 1	OVERALL	0- 0	0- 1	1- 1				
1- 1	0- 0	0- 1	HOME	0- 0	0- 0	1- 0				
0- 2	0- 0	0- 0	AWAY	0- 0	0- 1	0- 1				
0- 0	0- 0	0- 0	NEUTRAL	0- 0	0- 0	0- 0				
1- 3	0- 0	0- 1	NON-CONFERENCE	0- 0	0- 1	1- 1				
1- 1	0- 0	0- 1	HOME	0- 0	0- 0	1- 0				
0- 2	0- 0	0- 0	AWAY	0- 0	0- 1	0- 1				
0- 0	0- 0	0- 0	NEUTRAL	0- 0	0- 0	0- 0				
0- 0	0- 0	0- 0	CONFERENCE	0- 0	0- 0	0- 0				
0- 0	0- 0	0- 0	HOME	0- 0	0- 0	0- 0				
0- 0	0- 0	0- 0	AWAY	0- 0	0- 0	0- 0				
0- 0	0- 0	0- 0	NEUTRAL	0- 0	0- 0	0- 0				

RPI 1-25				RPI 26-50				RPI 51-100				RPI 101+ Team's RPI: 229			
RPI	S	Opponent	Score	RPI	S	Opponent	Score	RPI	S	Opponent	Score	RPI	S	Opponent	Score
				42	H	Paci fi c	67 91					132	A	Portland St.	51 80
												232	H	CSU Bakersfi el d	82 72
												271	A	San Franci sco	63 85
LAST 12 Division I GAMES:															
				42	H	Paci fi c	67 91								
				232	H	CSU Bakersfi el d	82 72								
				132	A	Portland St.	51 80								
				271	A	San Franci sco	63 85								

Non-Div I Games: San Fran. St. 66 73

San Jose St.

Average RPI	Win: 184	WON-LOST	WINNING	LAST 10	STRENGTH OF	OPP. STRENGTH	TEAM	ADJ.	CONF.	ADJ CONF.
Average RPI	Loss: 38	RECORD	PCT. RANK	GAMES	SCHEDULE	OF SCHEDULE	RPI	RPI	RPI	RPI
DIV. I ONLY	4- 1	61	1- 0	116	98	37	37	6	6	
DIV. I NON-CONF.	4- 1	61	1- 0	116	98	37	37	6	6	

TOTALS	RPI 1-25	RPI 26-50	W-L RECORDS	RPI 51-100	RPI 101-150	RPI 150+				
4- 1	0- 0	0- 1	OVERALL	1- 0	0- 0	3- 0				
3- 0	0- 0	0- 0	HOME	1- 0	0- 0	2- 0				
1- 1	0- 0	0- 1	AWAY	0- 0	0- 0	1- 0				
0- 0	0- 0	0- 0	NEUTRAL	0- 0	0- 0	0- 0				
4- 1	0- 0	0- 1	NON-CONFERENCE	1- 0	0- 0	3- 0				
3- 0	0- 0	0- 0	HOME	1- 0	0- 0	2- 0				
1- 1	0- 0	0- 1	AWAY	0- 0	0- 0	1- 0				
0- 0	0- 0	0- 0	NEUTRAL	0- 0	0- 0	0- 0				
0- 0	0- 0	0- 0	CONFERENCE	0- 0	0- 0	0- 0				
0- 0	0- 0	0- 0	HOME	0- 0	0- 0	0- 0				
0- 0	0- 0	0- 0	AWAY	0- 0	0- 0	0- 0				
0- 0	0- 0	0- 0	NEUTRAL	0- 0	0- 0	0- 0				

RPI 1-25	RPI 26-50	Team's RPI: 37	RPI 51-100	RPI 101+
RPI S Opponent Score	RPI S Opponent Score		RPI S Opponent Score	RPI S Opponent Score
	38 A Southern Cal i forn i a 46 77		98 H Nevada 56 48	190 H Missouri St. 77 73
				220 H San Diego St. 60 43
				227 A Cal St. Fullerton 64 60
LAST 12 Division I GAMES:				
	227 A Cal St. Fullerton 64 60		190 H Missouri St. 77 73	
	38 A Southern Cal i forn i a 46 77			
	220 H San Diego St. 60 43			
	98 H Nevada 56 48			

Non-Div I Games: Sonoma St. 98 38

Santa Clara

Average RPI	Win: 0	WON-LOST	WINNING	LAST 10	STRENGTH OF	OPP. STRENGTH	TEAM	ADJ.	CONF.	ADJ CONF.
Average RPI	Loss: 197	RECORD	PCT. RANK	GAMES	SCHEDULE	OF SCHEDULE	RPI	RPI	RPI	RPI
DIV. I ONLY	0- 3	317	0- 1	336	125	345	345	32	32	
DIV. I NON-CONF.	0- 3	317	0- 1	336	125	345	345	32	32	

TOTALS	RPI 1-25	RPI 26-50	W-L RECORDS	RPI 51-100	RPI 101-150	RPI 150+				
0- 3	0- 0	0- 0	OVERALL	0- 1	0- 0	0- 2				
0- 2	0- 0	0- 0	HOME	0- 0	0- 0	0- 2				
0- 1	0- 0	0- 0	AWAY	0- 1	0- 0	0- 0				
0- 0	0- 0	0- 0	NEUTRAL	0- 0	0- 0	0- 0				
0- 3	0- 0	0- 0	NON-CONFERENCE	0- 1	0- 0	0- 2				
0- 2	0- 0	0- 0	HOME	0- 0	0- 0	0- 2				
0- 1	0- 0	0- 0	AWAY	0- 1	0- 0	0- 0				
0- 0	0- 0	0- 0	NEUTRAL	0- 0	0- 0	0- 0				
0- 0	0- 0	0- 0	CONFERENCE	0- 0	0- 0	0- 0				
0- 0	0- 0	0- 0	HOME	0- 0	0- 0	0- 0				
0- 0	0- 0	0- 0	AWAY	0- 0	0- 0	0- 0				
0- 0	0- 0	0- 0	NEUTRAL	0- 0	0- 0	0- 0				

RPI 1-25				RPI 26-50				RPI 51-100				RPI 101+ Team's RPI: 345					
RPI	S	Opponent	Score	RPI	S	Opponent	Score	RPI	S	Opponent	Score	RPI	S	Opponent	Score		
								82	A	DePaul	61	124	240	H	Jacksonville	58	68
													270	H	Ga. Southern	71	82
LAST 12 Division I GAMES:																	
				82	A	DePaul	61	124					270	H	Ga. Southern	71	82
				240	H	Jacksonville	58	68									

Non-Div I Games:

Carver

101 49

Wesleyan (GA)

155 26

Savannah St.

Average RPI Win: 0		WON-LOST	WINNING	LAST 10	STRENGTH OF		OPP. STRENGTH	TEAM	ADJ.	CONF.	ADJ CONF.
Average RPI Loss: 163		RECORD	PCT. RANK	GAMES	SCHEDULE		OF SCHEDULE	RPI	RPI	RPI	RPI
DIV. I ONLY		0- 6	317	0- 1	62		303	277	277	30	30
DIV. I NON-CONF.		0- 6	317	0- 1	62		303	277	277	30	30

TOTALS		RPI 1-25		RPI 26-50	W-L RECORDS		RPI 51-100	RPI 101-150		RPI 150+	
0- 6		0- 0		0- 0	OVERALL		0- 0	0- 4		0- 2	
0- 2		0- 0		0- 0	HOME		0- 0	0- 1		0- 1	
0- 3		0- 0		0- 0	AWAY		0- 0	0- 2		0- 1	
0- 1		0- 0		0- 0	NEUTRAL		0- 0	0- 1		0- 0	
0- 6		0- 0		0- 0	NON-CONFERENCE		0- 0	0- 4		0- 2	
0- 2		0- 0		0- 0	HOME		0- 0	0- 1		0- 1	
0- 3		0- 0		0- 0	AWAY		0- 0	0- 2		0- 1	
0- 1		0- 0		0- 0	NEUTRAL		0- 0	0- 1		0- 0	
0- 0		0- 0		0- 0	CONFERENCE		0- 0	0- 0		0- 0	
0- 0		0- 0		0- 0	HOME		0- 0	0- 0		0- 0	
0- 0		0- 0		0- 0	AWAY		0- 0	0- 0		0- 0	
0- 0		0- 0		0- 0	NEUTRAL		0- 0	0- 0		0- 0	

RPI 1-25				RPI 26-50				RPI 51-100				RPI 101+				Team's RPI: 277
RPI	S	Opponent	Score	RPI	S	Opponent	Score	RPI	S	Opponent	Score	RPI	S	Opponent	Score	
												106	A	Utah	62	89
												111	H	Northern Ari z.	58	65
												132	A	Portland St.	43	68
												139	N	Ari zona	54	84
												227	H	Cal St. Fullerton	54	57
												265	A	Hawai i	51	67

LAST 12 Division I GAMES:																
				227	H	Cal St. Fullerton	54	57	106	A	Utah	62	89			
									132	A	Portland St.	43	68			
									265	A	Hawai i	51	67			
									139	N	Ari zona	54	84			
									111	H	Northern Ari z.	58	65			

Non-Div I Games:

Seattle U

Average RPI	Win: 253	WON-LOST	WINNING	LAST 10	STRENGTH OF	OPP. STRENGTH	TEAM	ADJ.	CONF.	ADJ CONF.
Average RPI	Loss: 54	RECORD	PCT. RANK	GAMES	SCHEDULE	OF SCHEDULE	RPI	RPI	RPI	RPI
DIV. I ONLY	6- 1	33	1- 0	324	83	161	161	7	7	
DIV. I NON-CONF.	6- 1	33	1- 0	324	83	161	161	7	7	

TOTALS	RPI 1-25	RPI 26-50	W-L RECORDS	RPI 51-100	RPI 101-150	RPI 150+				
6- 1	0- 0	0- 0	OVERALL	0- 1	0- 0	6- 0				
5- 0	0- 0	0- 0	HOME	0- 0	0- 0	5- 0				
1- 1	0- 0	0- 0	AWAY	0- 1	0- 0	1- 0				
0- 0	0- 0	0- 0	NEUTRAL	0- 0	0- 0	0- 0				
6- 1	0- 0	0- 0	NON-CONFERENCE	0- 1	0- 0	6- 0				
5- 0	0- 0	0- 0	HOME	0- 0	0- 0	5- 0				
1- 1	0- 0	0- 0	AWAY	0- 1	0- 0	1- 0				
0- 0	0- 0	0- 0	NEUTRAL	0- 0	0- 0	0- 0				
0- 0	0- 0	0- 0	CONFERENCE	0- 0	0- 0	0- 0				
0- 0	0- 0	0- 0	HOME	0- 0	0- 0	0- 0				
0- 0	0- 0	0- 0	AWAY	0- 0	0- 0	0- 0				
0- 0	0- 0	0- 0	NEUTRAL	0- 0	0- 0	0- 0				

RPI 1-25				RPI 26-50				RPI 51-100				RPI 101+ Team's RPI: 161			
RPI	S	Opponent	Score	RPI	S	Opponent	Score	RPI	S	Opponent	Score	RPI	S	Opponent	Score
								54	A	UCLA	62 78	228	H	UTSA	84 53
												233	A	Princeton	70 66
												236	H	Kennesaw St.	102 80
												250	H	UMass Lowell	90 57
												268	H	St. Francis Brooklyn	100 77
												305	H	Wagner	95 40
LAST 12 Division I GAMES:															
				250	H	UMass Lowell	90 57	236	H	Kennesaw St.	102 80				
				268	H	St. Francis Brooklyn	100 77	305	H	Wagner	95 40				
				54	A	UCLA	62 78								
				233	A	Princeton	70 66								
				228	H	UTSA	84 53								

Non-Div I Games:

Seton Hall

Average RPI Win: 288		WON-LOST RECORD	WINNING PCT. RANK	LAST 10 GAMES	STRENGTH OF SCHEDULE	OPP. STRENGTH OF SCHEDULE	TEAM RPI	ADJ. RPI	CONF. RPI	ADJ CONF. RPI
Average RPI Loss: 136										
DIV. I ONLY		3- 4	187	1- 0	141	294	210	210	27	27
DIV. I NON-CONF.		3- 4	187	1- 0	141	294	210	210	27	27
TOTALS		RPI 1-25	RPI 26-50	W-L RECORDS		RPI 51-100	RPI 101-150	RPI 150+		
3- 4	0- 0		0- 0	OVERALL		0- 0	0- 3	3- 1		
1- 2	0- 0		0- 0	HOME		0- 0	0- 2	1- 0		
1- 1	0- 0		0- 0	AWAY		0- 0	0- 0	1- 1		
1- 1	0- 0		0- 0	NEUTRAL		0- 0	0- 1	1- 0		
3- 4	0- 0		0- 0	NON-CONFERENCE		0- 0	0- 3	3- 1		
1- 2	0- 0		0- 0	HOME		0- 0	0- 2	1- 0		
1- 1	0- 0		0- 0	AWAY		0- 0	0- 0	1- 1		
1- 1	0- 0		0- 0	NEUTRAL		0- 0	0- 1	1- 0		
0- 0	0- 0		0- 0	CONFERENCE		0- 0	0- 0	0- 0		
0- 0	0- 0		0- 0	HOME		0- 0	0- 0	0- 0		
0- 0	0- 0		0- 0	AWAY		0- 0	0- 0	0- 0		
0- 0	0- 0		0- 0	NEUTRAL		0- 0	0- 0	0- 0		

RPI 1-25				RPI 26-50				RPI 51-100				RPI 101+				Team's RPI : 210	
RPI	S	Opponent	Score	RPI	S	Opponent	Score	RPI	S	Opponent	Score	RPI	S	Opponent	Score		
												105	H	Penn	51	58	
												109	H	Harvard	54	73	
												123	N	Drexel	39	51	
												208	A	Sacred Heart	50	72	
												238	A	Howard	86	81	
												305	N	Wagner	74	71	
												321	H	Colgate	55	53	
LAST 12 Division I GAMES:																	
												109	H	Harvard	54	73	
												208	A	Sacred Heart	50	72	
												105	H	Penn	51	58	
												305	N	Wagner	74	71	
												321	H	Colgate	55	53	
												123	N	Drexel	39	51	
												238	A	Howard	86	81	

Non-Div I Games:

Si ena

Average RPI Win: 237 WON-LOST RECORD WINNING PCT. RANK LAST 10 GAMES STRENGTH OF SCHEDULE OPP. STRENGTH OF SCHEDULE TEAM RPI ADJ. RPI CONF. RPI ADJ CONF. RPI

DIV. I ONLY	5- 0	1	1- 0	337	63	138	138	17	17
DIV. I NON-CONF.	5- 0	1	1- 0	337	63	138	138	17	17
TOTALS	RPI 1-25	RPI 26-50	W-L RECORDS	RPI 51-100	RPI 101-150	RPI 150+			
5- 0	0- 0	0- 0	OVERALL	1- 0	0- 0	4- 0			
2- 0	0- 0	0- 0	HOME	0- 0	0- 0	2- 0			
3- 0	0- 0	0- 0	AWAY	1- 0	0- 0	2- 0			
0- 0	0- 0	0- 0	NEUTRAL	0- 0	0- 0	0- 0			
5- 0	0- 0	0- 0	NON-CONFERENCE	1- 0	0- 0	4- 0			
2- 0	0- 0	0- 0	HOME	0- 0	0- 0	2- 0			
3- 0	0- 0	0- 0	AWAY	1- 0	0- 0	2- 0			
0- 0	0- 0	0- 0	NEUTRAL	0- 0	0- 0	0- 0			
0- 0	0- 0	0- 0	CONFERENCE	0- 0	0- 0	0- 0			
0- 0	0- 0	0- 0	HOME	0- 0	0- 0	0- 0			
0- 0	0- 0	0- 0	AWAY	0- 0	0- 0	0- 0			
0- 0	0- 0	0- 0	NEUTRAL	0- 0	0- 0	0- 0			

RPI 1-25				RPI 26-50				RPI 51-100				RPI 101+				Team's RPI: 138	
RPI	S	Opponent	Score	RPI	S	Opponent	Score	RPI	S	Opponent	Score	RPI	S	Opponent	Score		
								53	A	Southern U.	53 49	241	H	ETSU	81 74		
												258	H	Southern Miss.	77 68		
												310	A	Tennessee St.	78 56		
												323	A	Central Ark.	58 50		
LAST 12 Division I GAMES:																	
												323	A	Central Ark.	58 50		
												258	H	Southern Miss.	77 68		

Non-Div I Games: Spring Hill 75 57

South Alabama

Average RPI	Win: 183	WON-LOST	WINNING	LAST 10	STRENGTH OF	OPP. STRENGTH	TEAM	ADJ.	CONF.	ADJ CONF.
Average RPI	Loss: 36	RECORD	PCT. RANK	GAMES	SCHEDULE	OF SCHEDULE	RPI	RPI	RPI	RPI
DIV. I ONLY	4- 3	143	0- 1	119	45	122	122	4	4	
DIV. I NON-CONF.	4- 3	143	0- 1	119	45	122	122	4	4	

TOTALS	RPI 1-25	RPI 26-50	W-L RECORDS	RPI 51-100	RPI 101-150	RPI 150+				
4- 3	0- 1	0- 1	OVERALL	1- 1	1- 0	2- 0				
2- 1	0- 0	0- 0	HOME	1- 1	1- 0	0- 0				
1- 0	0- 0	0- 0	AWAY	0- 0	0- 0	1- 0				
1- 2	0- 1	0- 1	NEUTRAL	0- 0	0- 0	1- 0				
4- 3	0- 1	0- 1	NON-CONFERENCE	1- 1	1- 0	2- 0				
2- 1	0- 0	0- 0	HOME	1- 1	1- 0	0- 0				
1- 0	0- 0	0- 0	AWAY	0- 0	0- 0	1- 0				
1- 2	0- 1	0- 1	NEUTRAL	0- 0	0- 0	1- 0				
0- 0	0- 0	0- 0	CONFERENCE	0- 0	0- 0	0- 0				
0- 0	0- 0	0- 0	HOME	0- 0	0- 0	0- 0				
0- 0	0- 0	0- 0	AWAY	0- 0	0- 0	0- 0				
0- 0	0- 0	0- 0	NEUTRAL	0- 0	0- 0	0- 0				

RPI 1-25				RPI 26-50				RPI 51-100				RPI 101+ Team's RPI: 122			
RPI	S	Opponent	Score	RPI	S	Opponent	Score	RPI	S	Opponent	Score	RPI	S	Opponent	Score
12	N	Drake	85 90	45	N	Oregon St.	68 70	51	H	Maryland	61 85	146	H	Dayton	65 55
								89	H	Clemson	69 57	241	N	ETSU	101 55
												254	A	Alabama St.	94 38
LAST 12 Division I GAMES:															
51	H	Maryland	61 85	12	N	Drake	85 90	89	H	Clemson	69 57	45	N	Oregon St.	68 70
254	A	Alabama St.	94 38	146	H	Dayton	65 55	241	N	ETSU	101 55				

Non-Div I Games:

South Carolina

Average RPI Win:	306	WON-LOST	WINNING	LAST 10	STRENGTH OF	OPP. STRENGTH	TEAM	ADJ.	CONF.	ADJ CONF.
Average RPI Loss:	206	RECORD	PCT. RANK	GAMES	SCHEDULE	OF SCHEDULE	RPI	RPI	RPI	RPI

DIV. I ONLY	3- 4	187	1- 0	302	298	278	278	32	32
DIV. I NON-CONF.	3- 4	187	1- 0	302	298	278	278	32	32

TOTALS	RPI 1-25	RPI 26-50	W-L RECORDS	RPI 51-100	RPI 101-150	RPI 150+			
3- 4	0- 0	0- 0	OVERALL	0- 0	0- 1	3- 3			
2- 0	0- 0	0- 0	HOME	0- 0	0- 0	2- 0			
1- 4	0- 0	0- 0	AWAY	0- 0	0- 1	1- 3			
0- 0	0- 0	0- 0	NEUTRAL	0- 0	0- 0	0- 0			
3- 4	0- 0	0- 0	NON-CONFERENCE	0- 0	0- 1	3- 3			
2- 0	0- 0	0- 0	HOME	0- 0	0- 0	2- 0			
1- 4	0- 0	0- 0	AWAY	0- 0	0- 1	1- 3			
0- 0	0- 0	0- 0	NEUTRAL	0- 0	0- 0	0- 0			
0- 0	0- 0	0- 0	CONFERENCE	0- 0	0- 0	0- 0			
0- 0	0- 0	0- 0	HOME	0- 0	0- 0	0- 0			
0- 0	0- 0	0- 0	AWAY	0- 0	0- 0	0- 0			
0- 0	0- 0	0- 0	NEUTRAL	0- 0	0- 0	0- 0			

RPI 1-25				RPI 26-50				RPI 51-100				RPI 101+ Team's RPI: 278			
RPI	S	Opponent	Score	RPI	S	Opponent	Score	RPI	S	Opponent	Score	RPI	S	Opponent	Score
												139	A	Ari zona	32 73
												173	A	Radford	31 61
												186	A	Coastal Caro.	44 57
												257	A	Presbyteri an	57 48
												317	H	USC Upstate	71 66
												324	A	Col. of Charleston	51 75
												344	H	Charleston So.	67 58

LAST 12 Division I GAMES:															
				317	H	USC Upstate	71 66					344	H	Charleston So.	67 58
				139	A	Ari zona	32 73					186	A	Coastal Caro.	44 57
				257	A	Presbyteri an	57 48					324	A	Col. of Charleston	51 75
												173	A	Radford	31 61

Non-Div I Games:

South Carolina St.

Average RPI Win: 168 WON-LOST RECORD WINNING PCT. RANK LAST 10 GAMES STRENGTH OF SCHEDULE OPP. STRENGTH OF SCHEDULE TEAM RPI ADJ. RPI CONF. RPI ADJ CONF. RPI

DIV. I ONLY	5- 1	37	1- 0	176	26	32	32	12	12
DIV. I NON-CONF.	5- 1	37	1- 0	176	26	32	32	12	12
TOTALS	RPI 1-25	RPI 26-50	W-L RECORDS	RPI 51-100	RPI 101-150	RPI 150+			
5- 1	1- 1	0- 0	OVERALL	0- 0	0- 0	4- 0			
2- 0	1- 0	0- 0	HOME	0- 0	0- 0	1- 0			
2- 1	0- 1	0- 0	AWAY	0- 0	0- 0	2- 0			
1- 0	0- 0	0- 0	NEUTRAL	0- 0	0- 0	1- 0			
5- 1	1- 1	0- 0	NON-CONFERENCE	0- 0	0- 0	4- 0			
2- 0	1- 0	0- 0	HOME	0- 0	0- 0	1- 0			
2- 1	0- 1	0- 0	AWAY	0- 0	0- 0	2- 0			
1- 0	0- 0	0- 0	NEUTRAL	0- 0	0- 0	1- 0			
0- 0	0- 0	0- 0	CONFERENCE	0- 0	0- 0	0- 0			
0- 0	0- 0	0- 0	HOME	0- 0	0- 0	0- 0			
0- 0	0- 0	0- 0	AWAY	0- 0	0- 0	0- 0			
0- 0	0- 0	0- 0	NEUTRAL	0- 0	0- 0	0- 0			

RPI S Opponent Score	RPI S Opponent Score	Team's RPI: 32	RPI S Opponent Score	RPI S Opponent Score
6 H Iowa St. 64 59				154 A Montana 64 41
12 A Drake 64 76				163 N Wi chi ta St. 73 64
				201 A Creighton 77 65
				316 H Incarnate Word 96 43
LAST 12 Division I GAMES:				
163 N Wi chi ta St. 73 64	6 H Iowa St. 64 59			
12 A Drake 64 76	154 A Montana 64 41			
316 H Incarnate Word 96 43				
201 A Creighton 77 65				

Non-Div I Games: St. Mary (NE) 112 52

South Dakota

Average RPI	Win: 105	WON-LOST	WINNING	LAST 10	STRENGTH OF	OPP. STRENGTH	TEAM	ADJ.	CONF.	ADJ CONF.
Average RPI	Loss: 31	RECORD	PCT. RANK	GAMES	SCHEDULE	OF SCHEDULE	RPI	RPI	RPI	RPI
DIV. I ONLY	4- 3	143	1- 0	16	121	20	20	12	12	
DIV. I NON-CONF.	4- 3	143	1- 0	16	121	20	20	12	12	

TOTALS	RPI 1-25	RPI 26-50	W-L RECORDS	RPI 51-100	RPI 101-150	RPI 150+				
4- 3	0- 1	0- 2	OVERALL	3- 0	0- 0	1- 0				
3- 0	0- 0	0- 0	HOME	2- 0	0- 0	1- 0				
1- 1	0- 1	0- 0	AWAY	1- 0	0- 0	0- 0				
0- 2	0- 0	0- 2	NEUTRAL	0- 0	0- 0	0- 0				
4- 3	0- 1	0- 2	NON-CONFERENCE	3- 0	0- 0	1- 0				
3- 0	0- 0	0- 0	HOME	2- 0	0- 0	1- 0				
1- 1	0- 1	0- 0	AWAY	1- 0	0- 0	0- 0				
0- 2	0- 0	0- 2	NEUTRAL	0- 0	0- 0	0- 0				
0- 0	0- 0	0- 0	CONFERENCE	0- 0	0- 0	0- 0				
0- 0	0- 0	0- 0	HOME	0- 0	0- 0	0- 0				
0- 0	0- 0	0- 0	AWAY	0- 0	0- 0	0- 0				
0- 0	0- 0	0- 0	NEUTRAL	0- 0	0- 0	0- 0				

RPI	S	Opponent	Score	RPI	S	Opponent	Score	RPI	S	Opponent	Score	RPI	S	Opponent	Score
22	A	Marquette	52 91	29	N	Baylor	66 72	58	H	Green Bay	77 47	201	H	Creighton	74 48
				43	N	Buffalo	55 61	68	A	Central Mi ch.	80 71				
								94	H	FGCU	80 62				
LAST 12 Division I GAMES:															
				58	H	Green Bay	77 47	29	N	Baylor	66 72				
				43	N	Buffalo	55 61	201	H	Creighton	74 48				
								68	A	Central Mi ch.	80 71				
								94	H	FGCU	80 62				
								22	A	Marquette	52 91				

Non-Div I Games:

South Dakota St.

Average RPI	Win: 180	WON-LOST	WINNING	LAST 10	STRENGTH OF	OPP. STRENGTH	TEAM	ADJ.	CONF.	ADJ CONF.
Average RPI	Loss: 18	RECORD	PCT. RANK	GAMES	SCHEDULE	OF SCHEDULE	RPI	RPI	RPI	RPI
DIV. I ONLY	5- 2	88	1- 0	89	90	55	55	8	8	
DIV. I NON-CONF.	5- 2	88	1- 0	89	90	55	55	8	8	

TOTALS	RPI 1-25	RPI 26-50	W-L RECORDS	RPI 51-100	RPI 101-150	RPI 150+				
5- 2	0- 2	0- 0	OVERALL	2- 0	0- 0	3- 0				
3- 0	0- 0	0- 0	HOME	0- 0	0- 0	3- 0				
1- 0	0- 0	0- 0	AWAY	1- 0	0- 0	0- 0				
1- 2	0- 2	0- 0	NEUTRAL	1- 0	0- 0	0- 0				
5- 2	0- 2	0- 0	NON-CONFERENCE	2- 0	0- 0	3- 0				
3- 0	0- 0	0- 0	HOME	0- 0	0- 0	3- 0				
1- 0	0- 0	0- 0	AWAY	1- 0	0- 0	0- 0				
1- 2	0- 2	0- 0	NEUTRAL	1- 0	0- 0	0- 0				
0- 0	0- 0	0- 0	CONFERENCE	0- 0	0- 0	0- 0				
0- 0	0- 0	0- 0	HOME	0- 0	0- 0	0- 0				
0- 0	0- 0	0- 0	AWAY	0- 0	0- 0	0- 0				
0- 0	0- 0	0- 0	NEUTRAL	0- 0	0- 0	0- 0				

RPI 1-25				RPI 26-50				RPI 51-100				Team's RPI: 55				RPI 101+			
RPI	S	Opponent	Score	RPI	S	Opponent	Score	RPI	S	Opponent	Score	RPI	S	Opponent	Score	RPI	S	Opponent	Score
15	N	North Carolina	69 71					54	N	UCLA	60 56	195	H	Oklahoma	87 70				
21	N	Kentucky	63 85					91	A	Ohio St.	71 47	224	H	Bethune-Cookman	88 39				
												337	H	Albany (NY)	74 37				
LAST 12 Division I GAMES:																			
15	N	North Carolina	69 71	54	N	UCLA	60 56												
21	N	Kentucky	63 85																
195	H	Oklahoma	87 70																
224	H	Bethune-Cookman	88 39																
337	H	Albany (NY)	74 37																
91	A	Ohio St.	71 47																

Non-Div I Games:

South Fla.

Average RPI	Win: 271	WON-LOST	WINNING	LAST 10	STRENGTH OF	OPP. STRENGTH	TEAM	ADJ.	CONF.	ADJ CONF.
Average RPI	Loss: 125	RECORD	PCT. RANK	GAMES	SCHEDULE	OF SCHEDULE	RPI	RPI	RPI	RPI
DIV. I ONLY	2- 5	249	0- 1	81	300	191	191	16	16	
DIV. I NON-CONF.	2- 5	249	0- 1	81	300	191	191	16	16	

TOTALS	RPI 1-25	RPI 26-50	W-L RECORDS	RPI 51-100	RPI 101-150	RPI 150+				
2- 5	0- 0	0- 1	OVERALL	0- 2	0- 0	2- 2				
1- 1	0- 0	0- 0	HOME	0- 1	0- 0	1- 0				
1- 3	0- 0	0- 1	AWAY	0- 1	0- 0	1- 1				
0- 1	0- 0	0- 0	NEUTRAL	0- 0	0- 0	0- 1				
2- 5	0- 0	0- 1	NON-CONFERENCE	0- 2	0- 0	2- 2				
1- 1	0- 0	0- 0	HOME	0- 1	0- 0	1- 0				
1- 3	0- 0	0- 1	AWAY	0- 1	0- 0	1- 1				
0- 1	0- 0	0- 0	NEUTRAL	0- 0	0- 0	0- 1				
0- 0	0- 0	0- 0	CONFERENCE	0- 0	0- 0	0- 0				
0- 0	0- 0	0- 0	HOME	0- 0	0- 0	0- 0				
0- 0	0- 0	0- 0	AWAY	0- 0	0- 0	0- 0				
0- 0	0- 0	0- 0	NEUTRAL	0- 0	0- 0	0- 0				

RPI	S	Opponent	Score	RPI	S	Opponent	Score	RPI	S	Opponent	Score	RPI	S	Opponent	Score	Team's RPI: 191
36	A	Bradley	79 85	70	H	Indiana St.	51 62	172	N	North Ala.	67 80	203	H	Western Ill.	81 71	
				84	A	Mississippi St.	53 88	262	A	Southern Ill.	40 60	339	A	NJIT	68 58	

LAST 12 Division I GAMES:																
84	A	Mississippi St.	53 88	70	H	Indiana St.	51 62									
				339	A	NJIT	68 58									
				172	N	North Ala.	67 80									
				203	H	Western Ill.	81 71									
				262	A	Southern Ill.	40 60									
				36	A	Bradley	79 85									

Non-Div I Games:

Southeast Mo. St.

Average RPI Win:	146	WON-LOST	WINNING	LAST 10	STRENGTH OF	OPP. STRENGTH	TEAM	ADJ.	CONF.	ADJ CONF.
Average RPI Loss:	0	RECORD	PCT. RANK	GAMES	SCHEDULE	OF SCHEDULE	RPI	RPI	RPI	RPI
DIV. I ONLY	7- 0	1	1- 0	261	11	38	38	2	2	
DIV. I NON-CONF.	7- 0	1	1- 0	261	11	38	38	2	2	

TOTALS	RPI 1-25	RPI 26-50	W-L RECORDS	RPI 51-100	RPI 101-150	RPI 150+				
7- 0	0- 0	1- 0	OVERALL	2- 0	2- 0	2- 0				
4- 0	0- 0	1- 0	HOME	0- 0	2- 0	1- 0				
2- 0	0- 0	0- 0	AWAY	1- 0	0- 0	1- 0				
1- 0	0- 0	0- 0	NEUTRAL	1- 0	0- 0	0- 0				
7- 0	0- 0	1- 0	NON-CONFERENCE	2- 0	2- 0	2- 0				
4- 0	0- 0	1- 0	HOME	0- 0	2- 0	1- 0				
2- 0	0- 0	0- 0	AWAY	1- 0	0- 0	1- 0				
1- 0	0- 0	0- 0	NEUTRAL	1- 0	0- 0	0- 0				
0- 0	0- 0	0- 0	CONFERENCE	0- 0	0- 0	0- 0				
0- 0	0- 0	0- 0	HOME	0- 0	0- 0	0- 0				
0- 0	0- 0	0- 0	AWAY	0- 0	0- 0	0- 0				
0- 0	0- 0	0- 0	NEUTRAL	0- 0	0- 0	0- 0				

RPI	S	Opponent	Score	RPI	S	Opponent	Score	Team's RPI: 38	RPI	S	Opponent	Score	RPI	S	Opponent	Score
				37	H	Santa Clara	77 46		72	N	Utah St.	55 46	103	H	UC Riverside	73 55
									98	A	Nevada	72 51	113	H	Fresno St.	62 61
													297	A	Long Beach St.	86 50
													304	H	UC Santa Barbara	82 39
LAST 12 Division I GAMES:																
				113	H	Fresno St.	62 61		98	A	Nevada	72 51				
									72	N	Utah St.	55 46				
									37	H	Santa Clara	77 46				
									304	H	UC Santa Barbara	82 39				
									297	A	Long Beach St.	86 50				
									103	H	UC Riverside	73 55				

Non-Div I Games:

Southern California

Average RPI Win: 238		WON-LOST	WINNING	LAST 10	STRENGTH OF		OPP. STRENGTH	TEAM	ADJ.	CONF.	ADJ CONF.
Loss: 140		RECORD	PCT. RANK	GAMES	SCHEDULE		OF SCHEDULE	RPI	RPI	RPI	RPI
DIV. I ONLY		3- 4	187	0- 1	294		95	262	262	15	15
DIV. I NON-CONF.		3- 4	187	0- 1	294		95	262	262	15	15
TOTALS		RPI 1-25	RPI 26-50	W-L RECORDS		RPI 51-100	RPI 101-150	RPI 150+			
3- 4	0- 0	0- 0		OVERALL		0- 2	0- 0	3- 2			
2- 0	0- 0	0- 0		HOME		0- 0	0- 0	2- 0			
0- 3	0- 0	0- 0		AWAY		0- 1	0- 0	0- 2			
1- 1	0- 0	0- 0		NEUTRAL		0- 1	0- 0	1- 0			
3- 4	0- 0	0- 0		NON-CONFERENCE		0- 2	0- 0	3- 2			
2- 0	0- 0	0- 0		HOME		0- 0	0- 0	2- 0			
0- 3	0- 0	0- 0		AWAY		0- 1	0- 0	0- 2			
1- 1	0- 0	0- 0		NEUTRAL		0- 1	0- 0	1- 0			
0- 0	0- 0	0- 0		CONFERENCE		0- 0	0- 0	0- 0			
0- 0	0- 0	0- 0		HOME		0- 0	0- 0	0- 0			
0- 0	0- 0	0- 0		AWAY		0- 0	0- 0	0- 0			
0- 0	0- 0	0- 0		NEUTRAL		0- 0	0- 0	0- 0			

[illegible]

Non-Div I Games:

Southern Ill.

Average RPI Win: 234

Average RPI Loss: 116

WON-LOST
RECORDWINNING
PCT. RANKLAST 10
GAMESSTRENGTH OF
SCHEDULEOPP. STRENGTH
OF SCHEDULETEAM
RPIADJ.
RPICONF.
RPIADJ CONF.
RPIDIV. I ONLY
DIV. I NON-CONF.4- 2
4- 296
961- 0
1- 0322
32296
96258
258258
25820
2020
20

TOTALS

RPI 1-25

RPI 26-50

W-L RECORDS

RPI 51-100

RPI 101-150

RPI 150+

4- 2

0- 0

0- 0

OVERALL

0- 1

0- 1

4- 0

4- 1

0- 0

0- 0

HOME

0- 1

0- 0

4- 0

0- 1

0- 0

0- 0

AWAY

0- 0

0- 1

0- 0

0- 0

0- 0

0- 0

NEUTRAL

0- 0

0- 0

0- 0

4- 2

0- 0

0- 0

NON-CONFERENCE

0- 1

0- 1

4- 0

4- 1

0- 0

0- 0

HOME

0- 1

0- 0

4- 0

0- 1

0- 0

0- 0

AWAY

0- 0

0- 1

0- 0

0- 0

0- 0

0- 0

NEUTRAL

0- 0

0- 0

0- 0

0- 0

0- 0

0- 0

CONFERENCE

0- 0

0- 0

0- 0

0- 0

0- 0

0- 0

HOME

0- 0

0- 0

0- 0

0- 0

0- 0

0- 0

AWAY

0- 0

0- 0

0- 0

0- 0

0- 0

0- 0

NEUTRAL

0- 0

0- 0

0- 0

RPI 1-25

RPI 26-50

RPI 51-100

RPI 101+

Team's RPI: 258

RPI S Opponent Score

RPI S Opponent Score

RPI S Opponent Score

RPI S Opponent Score

93 H Sam Houston St. 61 65

138 A South Alabama 68 77

171 H Mississippi Val. 67 60

182 H Samford 76 40

255 H Grambling 68 47

328 H Northwestern St. 69 54

LAST 12 Division I GAMES:

255 H Grambling 68 47

328 H Northwestern St. 69 54

93 H Sam Houston St. 61 65

171 H Mississippi Val. 67 60

182 H Samford 76 40

138 A South Alabama 68 77

Non-Div I Games:

William Carey

74 48

Southern Miss.

Average RPI Win: 136

Average RPI Loss: 75

WON-LOST
RECORDWINNING
PCT. RANKLAST 10
GAMESSTRENGTH OF
SCHEDULEOPP. STRENGTH
OF SCHEDULETEAM
RPIADJ.
RPICONF.
RPIADJ CONF.
RPIDIV. I ONLY
DIV. I NON-CONF.2- 3
2- 3202
2020- 1
0- 1104
10441
41145
145145
14510
1010
10

TOTALS

RPI 1-25

RPI 26-50

W-L RECORDS

RPI 51-100

RPI 101-150

RPI 150+

2- 3

0- 0

0- 1

OVERALL

0- 1

1- 1

1- 0

2- 0

0- 0

0- 0

HOME

0- 0

1- 0

1- 0

0- 3

0- 0

0- 1

AWAY

0- 1

0- 1

0- 0

0- 0

0- 0

0- 0

NEUTRAL

0- 0

0- 0

0- 0

2- 3

0- 0

0- 1

NON-CONFERENCE

0- 1

1- 1

1- 0

2- 0

0- 0

0- 0

HOME

0- 0

1- 0

1- 0

0- 3

0- 0

0- 1

AWAY

0- 1

0- 1

0- 0

0- 0

0- 0

0- 0

NEUTRAL

0- 0

0- 0

0- 0

0- 0

0- 0

0- 0

CONFERENCE

0- 0

0- 0

0- 0

0- 0

0- 0

0- 0

HOME

0- 0

0- 0

0- 0

0- 0

0- 0

0- 0

AWAY

0- 0

0- 0

0- 0

0- 0

0- 0

0- 0

NEUTRAL

0- 0

0- 0

0- 0

RPI 1-25

RPI 26-50

RPI 51-100

RPI 101+

Team's RPI: 145

RPI S Opponent Score

RPI S Opponent Score

49 A UC Irvine 58 75

RPI S Opponent Score

74 A UC Davis 45 68

RPI S Opponent Score

103 A UC Riverside 50 56

104 H BYU 67 64

167 H San Diego 69 59

LAST 12 Division I GAMES:

103 A UC Riverside 50 56

104 H BYU 67 64

74 A UC Davis 45 68

49 A UC Irvine 58 75

167 H San Diego 69 59

Non-Div I Games:

Southern Utah

Average RPI Win: 327		WON-LOST		WINNING		LAST 10		STRENGTH OF		OPP. STRENGTH		TEAM		ADJ.		CONF.		ADJ CONF.	
Average RPI Loss: 124		RECORD		PCT. RANK		GAMES		SCHEDULE		OF SCHEDULE		RPI		RPI		RPI		RPI	
DIV. I	ONLY	2- 5		249		0- 1		136		306		252		252		18		18	
DIV. I	NON-CONF.	2- 5		249		0- 1		136		306		252		252		18		18	

TOTALS		RPI 1-25		RPI 26-50		W-L RECORDS		RPI 51-100		RPI 101-150		RPI 150+							
2- 5		0- 1		0- 1		OVERALL		0- 1		0- 0		2- 2							
1- 2		0- 1		0- 0		HOME		0- 0		0- 0		1- 1							
1- 2		0- 0		0- 0		AWAY		0- 1		0- 0		1- 1							
0- 1		0- 0		0- 1		NEUTRAL		0- 0		0- 0		0- 0							
2- 5		0- 1		0- 1		NON-CONFERENCE		0- 1		0- 0		2- 2							
1- 2		0- 1		0- 0		HOME		0- 0		0- 0		1- 1							
1- 2		0- 0		0- 0		AWAY		0- 1		0- 0		1- 1							
0- 1		0- 0		0- 1		NEUTRAL		0- 0		0- 0		0- 0							
0- 0		0- 0		0- 0		CONFERENCE		0- 0		0- 0		0- 0							
0- 0		0- 0		0- 0		HOME		0- 0		0- 0		0- 0							
0- 0		0- 0		0- 0		AWAY		0- 0		0- 0		0- 0							
0- 0		0- 0		0- 0		NEUTRAL		0- 0		0- 0		0- 0							

RPI 1-25				RPI 26-50				RPI 51-100				RPI 101+				Team's RPI: 252
RPI	S	Opponent	Score	RPI	S	Opponent	Score	RPI	S	Opponent	Score	RPI	S	Opponent	Score	
25	H	Bucknel I	46 77	41	N	Ohio	53 70	83	A	Denver	62 76	187	A	Georgia	40 67	
												283	H	Hofstra	59 67	
												306	A	Niagara	76 48	
												348	H	Canisius	100 94	

LAST 12 Division I GAMES:																
283	H	Hofstra	59 67	25	H	Bucknel I	46 77	83	A	Denver	62 76					
348	H	Canisius	100 94	41	N	Ohio	53 70									
187	A	Georgia	40 67													
306	A	Niagara	76 48													

Non-Div I Games:

St. Bonaventure

Average RPI		Win: 291	WON-LOST RECORD	WINNING PCT. RANK	LAST 10 GAMES	STRENGTH OF SCHEDULE	OPP. STRENGTH OF SCHEDULE	TEAM RPI	ADJ. RPI	CONF. RPI	ADJ. CONF. RPI
Loss: 255											
DIV. I ONLY		3- 3	158	0- 1	290	345	268	268	31	31	
DIV. I NON-CONF.		3- 3	158	0- 1	290	345	268	268	31	31	
TOTALS		RPI 1-25	RPI 26-50	W-L RECORDS	RPI 51-100	RPI 101-150	RPI 150+				
3- 3	0- 0		0- 0	OVERALL	0- 0	0- 0	3- 3				
1- 0	0- 0		0- 0	HOME	0- 0	0- 0	1- 0				
1- 2	0- 0		0- 0	AWAY	0- 0	0- 0	1- 2				
1- 1	0- 0		0- 0	NEUTRAL	0- 0	0- 0	1- 1				
3- 3	0- 0		0- 0	NON-CONFERENCE	0- 0	0- 0	3- 3				
1- 0	0- 0		0- 0	HOME	0- 0	0- 0	1- 0				
1- 2	0- 0		0- 0	AWAY	0- 0	0- 0	1- 2				
1- 1	0- 0		0- 0	NEUTRAL	0- 0	0- 0	1- 1				
0- 0	0- 0		0- 0	CONFERENCE	0- 0	0- 0	0- 0				
0- 0	0- 0		0- 0	HOME	0- 0	0- 0	0- 0				
0- 0	0- 0		0- 0	AWAY	0- 0	0- 0	0- 0				
0- 0	0- 0		0- 0	NEUTRAL	0- 0	0- 0	0- 0				

RPI 1-25				RPI 26-50				RPI 51-100				RPI 101+				Team's RPI: 268	
RPI	S	Opponent	Score	RPI	S	Opponent	Score	RPI	S	Opponent	Score	RPI	S	Opponent	Score		
												161	A	Seton Hall	77	100	
												193	A	Morehead St.	101	94	
												301	N	Valparaiso	76	78	
												303	A	Army West Point	57	69	
												331	N	Chicago St.	110	73	
												349	H	Manhattan	73	65	
LAST 12 Division I GAMES:																	
												303	A	Army West Point	57	69	
												161	A	Seton Hall	77	100	
												193	A	Morehead St.	101	94	
												301	N	Valparaiso	76	78	
												331	N	Chicago St.	110	73	
												349	H	Manhattan	73	65	

Non-Div I Games:	Mercy	102	51
------------------	-------	-----	----

St. Francis Brooklyn

■ Loss, ■ Non-Conf, S Site, H Home A Away N Neutral

Average RPI	Win:	211	WON-LOST	WINNING	LAST 10	STRENGTH OF	OPP. STRENGTH	TEAM	ADJ.	CONF.	ADJ CONF.
Average RPI	Loss:	3	RECORD	PCT. RANK	GAMES	SCHEDULE	OF SCHEDULE	RPI	RPI	RPI	RPI
DIV. I ONLY		5- 1		37	1- 0	179	56	50	50	7	7
DIV. I NON-CONF.		5- 1		37	1- 0	179	56	50	50	7	7

TOTALS	RPI 1-25		RPI 26-50		W-L RECORDS	RPI 51-100		RPI 101-150		RPI 150+	
5- 1	0- 1		0- 0		OVERALL	1- 0		1- 0		3- 0	
1- 0	0- 0		0- 0		HOME	0- 0		0- 0		1- 0	
2- 0	0- 0		0- 0		AWAY	0- 0		0- 0		2- 0	
2- 1	0- 1		0- 0		NEUTRAL	1- 0		1- 0		0- 0	
5- 1	0- 1		0- 0		NON-CONFERENCE	1- 0		1- 0		3- 0	
1- 0	0- 0		0- 0		HOME	0- 0		0- 0		1- 0	
2- 0	0- 0		0- 0		AWAY	0- 0		0- 0		2- 0	
2- 1	0- 1		0- 0		NEUTRAL	1- 0		1- 0		0- 0	
0- 0	0- 0		0- 0		CONFERENCE	0- 0		0- 0		0- 0	
0- 0	0- 0		0- 0		HOME	0- 0		0- 0		0- 0	
0- 0	0- 0		0- 0		AWAY	0- 0		0- 0		0- 0	
0- 0	0- 0		0- 0		NEUTRAL	0- 0		0- 0		0- 0	

RPI 1-25				RPI 26-50				Team's RPI: 50				RPI 51-100				RPI 101+			
RPI	S	Opponent	Score	RPI	S	Opponent	Score					RPI	S	Opponent	Score	RPI	S	Opponent	Score
3	N	UConn	55 65									77	N	Purdue	68 62	148	N	Ole Miss	64 59
																225	A	Iona	61 35
																300	H	Delaware St.	82 44
																303	A	Army West Point	60 49
LAST 12 Division I GAMES:																			
3	N	UConn	55 65	300	H	Delaware St.	82 44												
77	N	Purdue	68 62	148	N	Ole Miss	64 59												
303	A	Army West Point	60 49																
225	A	Iona	61 35																

Non-Div I Games:

St. John's (NY)

Average RPI Win: 147

Average RPI Loss: 0

WON-LOST
RECORDWINNING
PCT. RANKLAST 10
GAMESSTRENGTH OF
SCHEDULEOPP. STRENGTH
OF SCHEDULETEAM
RPIADJ.
RPICONF.
RPIADJ CONF.
RPIDIV. I ONLY
DIV. I NON-CONF.6- 0
6- 01
11- 0
1- 0184
18438
3819
1919
192
22
2

TOTALS

RPI 1-25

RPI 26-50

W-L RECORDS

RPI 51-100

RPI 101-150

RPI 150+

6- 0
3- 0
1- 0
2- 00- 0
0- 0
0- 0
0- 00- 0
0- 0
0- 0
0- 0OVERALL
HOME
AWAY
NEUTRAL3- 0
1- 0
0- 0
2- 01- 0
1- 0
0- 0
0- 02- 0
1- 0
1- 0
0- 06- 0
3- 0
1- 0
2- 00- 0
0- 0
0- 0
0- 00- 0
0- 0
0- 0
0- 0NON-CONFERENCE
HOME
AWAY
NEUTRAL3- 0
1- 0
0- 0
2- 01- 0
1- 0
0- 0
0- 02- 0
1- 0
1- 0
0- 00- 0
0- 0
0- 0
0- 00- 0
0- 0
0- 0
0- 00- 0
0- 0
0- 0
0- 0CONFERENCE
HOME
AWAY
NEUTRAL0- 0
0- 0
0- 0
0- 00- 0
0- 0
0- 0
0- 00- 0
0- 0
0- 0
0- 0

RPI 1-25

Team's RPI: 19

RPI S Opponent

Score

RPI 26-50

RPI S Opponent

Score

RPI 51-100

RPI S Opponent

Score

RPI 101+

RPI S Opponent

Score

74	H	UC Davis	71	43
76	N	American	71	49
94	N	FGCU	88	65

102	H	Idaho	115	71
265	A	Hawaii	81	59
271	H	San Francisco	96	62

LAST 12 Division I GAMES:

265	A	Hawaii	81	59	94	N	FGCU	88	65
76	N	American	71	49	271	H	San Francisco	96	62
					102	H	Idaho	115	71
					74	H	UC Davis	71	43

Stanford

Stanford

Non-Div I Games:

Stanford

Average RPI	Win: 0	WON-LOST	WINNING	LAST 10	STRENGTH OF	OPP. STRENGTH	TEAM	ADJ.	CONF.	ADJ CONF.
Average RPI	Loss: 130	RECORD	PCT. RANK	GAMES	SCHEDULE	OF SCHEDULE	RPI	RPI	RPI	RPI
DIV. I ONLY		0- 6	317	0- 1	69	210	266	266	28	28
DIV. I NON-CONF.		0- 6	317	0- 1	69	210	266	266	28	28

TOTALS	RPI 1-25		RPI 26-50		W-L RECORDS	RPI 51-100	RPI 101-150		RPI 150+	
0- 6	0- 1		0- 0		OVERALL	0- 1	0- 2		0- 2	
0- 1	0- 0		0- 0		HOME	0- 1	0- 0		0- 0	
0- 2	0- 1		0- 0		AWAY	0- 0	0- 1		0- 0	
0- 3	0- 0		0- 0		NEUTRAL	0- 0	0- 1		0- 2	
0- 6	0- 1		0- 0		NON-CONFERENCE	0- 1	0- 2		0- 2	
0- 1	0- 0		0- 0		HOME	0- 1	0- 0		0- 0	
0- 2	0- 1		0- 0		AWAY	0- 0	0- 1		0- 0	
0- 3	0- 0		0- 0		NEUTRAL	0- 0	0- 1		0- 2	
0- 0	0- 0		0- 0		CONFERENCE	0- 0	0- 0		0- 0	
0- 0	0- 0		0- 0		HOME	0- 0	0- 0		0- 0	
0- 0	0- 0		0- 0		AWAY	0- 0	0- 0		0- 0	
0- 0	0- 0		0- 0		NEUTRAL	0- 0	0- 0		0- 0	

RPI 1-25				RPI 26-50				RPI 51-100				RPI 101+ Team's RPI: 266			
RPI	S	Opponent	Score	RPI	S	Opponent	Score	RPI	S	Opponent	Score	RPI	S	Opponent	Score
18	A	Al abama	47 59					60	H	UCF	55 78	120	A	Tul sa	54 55
												142	N	Marist	69 76
												155	N	Wright St.	44 57
												283	N	Hofstra	50 53

LAST 12 Division I GAMES:															
155	N	Wright St.	44 57	18	A	Al abama	47 59	283	N	Hofstra	50 53				
142	N	Marist	69 76												
60	H	UCF	55 78												
120	A	Tul sa	54 55												

Non-Div I Games:

Stetson

Average RPI	Win: 244	WON-LOST	WINNING	LAST 10	STRENGTH OF	OPP. STRENGTH	TEAM	ADJ.	CONF.	ADJ CONF.
Average RPI	Loss: 152	RECORD	PCT. RANK	GAMES	SCHEDULE	OF SCHEDULE	RPI	RPI	RPI	RPI
DIV. I ONLY	4- 1	61	0- 0	223	242	110	110	25	25	
DIV. I NON-CONF.	4- 1	61	0- 0	223	242	110	110	25	25	
TOTALS	RPI 1-25	RPI 26-50	W-L RECORDS	RPI 51-100	RPI 101-150	RPI 150+				
4- 1	0- 0	0- 0	OVERALL	1- 0	0- 0	3- 1				
2- 0	0- 0	0- 0	HOME	0- 0	0- 0	2- 0				
2- 1	0- 0	0- 0	AWAY	1- 0	0- 0	1- 1				
0- 0	0- 0	0- 0	NEUTRAL	0- 0	0- 0	0- 0				
4- 1	0- 0	0- 0	NON-CONFERENCE	1- 0	0- 0	3- 1				
2- 0	0- 0	0- 0	HOME	0- 0	0- 0	2- 0				
2- 1	0- 0	0- 0	AWAY	1- 0	0- 0	1- 1				
0- 0	0- 0	0- 0	NEUTRAL	0- 0	0- 0	0- 0				
0- 0	0- 0	0- 0	CONFERENCE	0- 0	0- 0	0- 0				
0- 0	0- 0	0- 0	HOME	0- 0	0- 0	0- 0				
0- 0	0- 0	0- 0	AWAY	0- 0	0- 0	0- 0				
0- 0	0- 0	0- 0	NEUTRAL	0- 0	0- 0	0- 0				

RPI	S	Opponent	Score	RPI	S	Opponent	Score	RPI	S	Opponent	Score	Team's RPI: 110
75	A	Penn St.	81 70	152	A	Rutgers	47 61	270	H	Ga. Southern	72 43	
				283	H	Hofstra	77 49	349	A	Manhattan	79 48	
LAST 12 Division I GAMES:												
75	A	Penn St.	81 70	349	A	Manhattan	79 48					
270	H	Ga. Southern	72 43	283	H	Hofstra	77 49					
				152	A	Rutgers	47 61					

Non-Div I Games: SUNY New Paltz 87 50

Stony Brook

Average RPI Win:	138	WON-LOST	WINNING	LAST 10	STRENGTH OF	OPP. STRENGTH	TEAM	ADJ.	CONF.	ADJ CONF.
Average RPI Loss:	9	RECORD	PCT. RANK	GAMES	SCHEDULE	OF SCHEDULE	RPI	RPI	RPI	RPI
DIV. I ONLY	6- 2	73	0- 1	23	101	8	8	1	1	
DIV. I NON-CONF.	6- 2	73	0- 1	23	101	8	8	1	1	

TOTALS	RPI 1-25	RPI 26-50	W-L RECORDS	RPI 51-100	RPI 101-150	RPI 150+				
6- 2	1- 2	0- 0	OVERALL	1- 0	1- 0	3- 0				
3- 0	1- 0	0- 0	HOME	0- 0	1- 0	1- 0				
0- 2	0- 2	0- 0	AWAY	0- 0	0- 0	0- 0				
3- 0	0- 0	0- 0	NEUTRAL	1- 0	0- 0	2- 0				
6- 2	1- 2	0- 0	NON-CONFERENCE	1- 0	1- 0	3- 0				
3- 0	1- 0	0- 0	HOME	0- 0	1- 0	1- 0				
0- 2	0- 2	0- 0	AWAY	0- 0	0- 0	0- 0				
3- 0	0- 0	0- 0	NEUTRAL	1- 0	0- 0	2- 0				
0- 0	0- 0	0- 0	CONFERENCE	0- 0	0- 0	0- 0				
0- 0	0- 0	0- 0	HOME	0- 0	0- 0	0- 0				
0- 0	0- 0	0- 0	AWAY	0- 0	0- 0	0- 0				
0- 0	0- 0	0- 0	NEUTRAL	0- 0	0- 0	0- 0				

RPI	S	Opponent	Score	RPI	S	Opponent	Score	RPI	S	Opponent	Score	RPI	S	Opponent	Score
4	A	Oregon	73 75					82	N	DePaul	83 81	116	H	Texas A&M	75 65
14	A	Minnesota	68 72									168	H	North Dakota	85 49
25	H	Bucknell	70 56									205	N	Kansas St.	70 61
												233	N	Princeton	92 61

LAST 12 Division I GAMES:															
205	N	Kansas St.	70 61	14	A	Minnesota	68 72	82	N	DePaul	83 81	233	N	Princeton	92 61
25	H	Bucknell	70 56												
116	H	Texas A&M	75 65												
4	A	Oregon	73 75												
168	H	North Dakota	85 49												

Non-Div I Games:

Syracuse

TCUTCU

TCU

Average RPI	Win: 309	WON-LOST RECORD	WINNING PCT. RANK	LAST 10 GAMES	STRENGTH OF SCHEDULE	OPP. STRENGTH OF SCHEDULE	TEAM RPI	ADJ. RPI	CONF. RPI	ADJ CONF. RPI
Average RPI	Loss: 123									
DIV. I ONLY		2- 4	217	0- 1	206	161	219	219	8	8
DIV. I NON-CONF.		2- 4	217	0- 1	206	161	219	219	8	8

TOTALS	RPI 1-25		RPI 26-50		W-L RECORDS		RPI 51-100		RPI 101-150	RPI 150+
2- 4	0- 0		0- 1		OVERALL		0- 0		0- 2	2- 1
1- 0	0- 0		0- 0		HOME		0- 0		0- 0	1- 0
1- 3	0- 0		0- 1		AWAY		0- 0		0- 2	1- 0
0- 1	0- 0		0- 0		NEUTRAL		0- 0		0- 0	0- 1
2- 4	0- 0		0- 1		NON-CONFERENCE		0- 0		0- 2	2- 1
1- 0	0- 0		0- 0		HOME		0- 0		0- 0	1- 0
1- 3	0- 0		0- 1		AWAY		0- 0		0- 2	1- 0
0- 1	0- 0		0- 0		NEUTRAL		0- 0		0- 0	0- 1
0- 0	0- 0		0- 0		CONFERENCE		0- 0		0- 0	0- 0
0- 0	0- 0		0- 0		HOME		0- 0		0- 0	0- 0
0- 0	0- 0		0- 0		AWAY		0- 0		0- 0	0- 0
0- 0	0- 0		0- 0		NEUTRAL		0- 0		0- 0	0- 0

RPI 1-25				RPI 26-50				RPI 51-100				RPI 101+ Team's RPI: 219			
RPI	S	Opponent	Score	RPI	S	Opponent	Score	RPI	S	Opponent	Score	RPI	S	Opponent	Score
				27	A	Miami (FL)	61 73					142	A	Marist	68 74
												148	A	Ole Miss	55 62
												173	N	Radford	50 56
												300	H	Delaware St.	75 61
												318	A	Saint Joseph's	58 52

LAST 12 Division I GAMES:															
				173	N	Radford	50 56	27	A	Miami (FL)	61 73				
				142	A	Marist	68 74								
				148	A	Ole Miss	55 62								
				318	A	Saint Joseph's	58 52								
				300	H	Delaware St.	75 61								

Non-Div I Games:

Temple

Average RPI	Win:	181	WON-LOST	WINNING	LAST 10	STRENGTH OF	OPP. STRENGTH	TEAM	ADJ.	CONF.	ADJ CONF.
Average RPI	Loss:	0	RECORD	PCT. RANK	GAMES	SCHEDULE	OF SCHEDULE	RPI	RPI	RPI	RPI
DIV. I ONLY		5- 0		1	1- 0	129	117	16	16	4	4
DIV. I NON-CONF.		5- 0		1	1- 0	129	117	16	16	4	4

TOTALS	RPI 1-25		RPI 26-50		W-L RECORDS	RPI 51-100		RPI 101-150		RPI 150+	
5- 0	0- 0		0- 0		OVERALL	1- 0		2- 0		2- 0	
3- 0	0- 0		0- 0		HOME	0- 0		1- 0		2- 0	
0- 0	0- 0		0- 0		AWAY	0- 0		0- 0		0- 0	
2- 0	0- 0		0- 0		NEUTRAL	1- 0		1- 0		0- 0	
5- 0	0- 0		0- 0		NON-CONFERENCE	1- 0		2- 0		2- 0	
3- 0	0- 0		0- 0		HOME	0- 0		1- 0		2- 0	
0- 0	0- 0		0- 0		AWAY	0- 0		0- 0		0- 0	
2- 0	0- 0		0- 0		NEUTRAL	1- 0		1- 0		0- 0	
0- 0	0- 0		0- 0		CONFERENCE	0- 0		0- 0		0- 0	
0- 0	0- 0		0- 0		HOME	0- 0		0- 0		0- 0	
0- 0	0- 0		0- 0		AWAY	0- 0		0- 0		0- 0	
0- 0	0- 0		0- 0		NEUTRAL	0- 0		0- 0		0- 0	

RPI	S	Opponent	Score	RPI	S	Opponent	Score	RPI	S	Opponent	Score
16		Team's RPI:		16		Team's RPI:		16		Team's RPI:	
89	N	Clemson	78 66	101	H	UNC Asheville	73 46	117	N	UAB	73 69
257	H	Presbyterian	97 49	341	H	Florida A&M	96 31				

LAST 12 Division I GAMES:											
117	N	UAB	73 69	89	N	Clemson	78 66	341	H	Florida A&M	96 31
				101	H	UNC Asheville	73 46	257	H	Presbyterian	97 49

Non-Div I Games:

Tennessee

Average RPI Win:	0	WON-LOST	WINNING	LAST 10	STRENGTH OF	OPP. STRENGTH	TEAM	ADJ.	CONF.	ADJ CONF.
Average RPI Loss:	187	RECORD	PCT. RANK	GAMES	SCHEDULE	OF SCHEDULE	RPI	RPI	RPI	RPI
DIV. I ONLY	0- 8	317	0- 1	137	273	310	310	16	16	
DIV. I NON-CONF.	0- 8	317	0- 1	137	273	310	310	16	16	

TOTALS	RPI 1-25	RPI 26-50	W-L RECORDS	RPI 51-100	RPI 101-150	RPI 150+				
0- 8	0- 0	0- 0	OVERALL	0- 0	0- 4	0- 4				
0- 1	0- 0	0- 0	HOME	0- 0	0- 1	0- 0				
0- 4	0- 0	0- 0	AWAY	0- 0	0- 0	0- 4				
0- 3	0- 0	0- 0	NEUTRAL	0- 0	0- 3	0- 0				
0- 8	0- 0	0- 0	NON-CONFERENCE	0- 0	0- 4	0- 4				
0- 1	0- 0	0- 0	HOME	0- 0	0- 1	0- 0				
0- 4	0- 0	0- 0	AWAY	0- 0	0- 0	0- 4				
0- 3	0- 0	0- 0	NEUTRAL	0- 0	0- 3	0- 0				
0- 0	0- 0	0- 0	CONFERENCE	0- 0	0- 0	0- 0				
0- 0	0- 0	0- 0	HOME	0- 0	0- 0	0- 0				
0- 0	0- 0	0- 0	AWAY	0- 0	0- 0	0- 0				
0- 0	0- 0	0- 0	NEUTRAL	0- 0	0- 0	0- 0				

RPI 1-25				RPI 26-50				RPI 51-100				RPI 101+				Team's RPI: 310
RPI	S	Opponent	Score	RPI	S	Opponent	Score	RPI	S	Opponent	Score	RPI	S	Opponent	Score	
												129	N	Pittsburgh	56	78
												134	N	Wisconsin	53	58
												138	H	South Alabama	56	78
												144	N	Arkansas	55	79
												158	A	Vanderbilt	63	89
												177	A	Troy	67	92
												291	A	Alabama A&M	57	67
												325	A	Lipscomb	62	64

LAST 12 Division I GAMES:																
				134	N	Wisconsin	53	58	138	H	South Alabama	56	78			
				144	N	Arkansas	55	79	129	N	Pittsburgh	56	78			
				158	A	Vanderbilt	63	89								
				177	A	Troy	67	92								
				291	A	Alabama A&M	57	67								
				325	A	Lipscomb	62	64								

Non-Div I Games:

Tennessee St.

Average RPI Win: 259 WON-LOST WINNING LAST 10
Average RPI Loss: 65 RECORD PCT. RANK GAMES STRENGTH OF OPP. STRENGTH TEAM ADJ. CONF. ADJ CONF.
SCHEDULE OF SCHEDULE RPI RPI RPI RPI

DIV. I ONLY	3- 2	125	0- 1	175	182	156	156	16	16
DIV. I NON-CONF.	3- 2	125	0- 1	175	182	156	156	16	16
TOTALS	RPI 1-25	RPI 26-50	W-L RECORDS	RPI 51-100	RPI 101-150	RPI 150+			
3- 2	0- 0	0- 1	OVERALL	0- 1	1- 0	2- 0			
2- 0	0- 0	0- 0	HOME	0- 0	1- 0	1- 0			
1- 1	0- 0	0- 0	AWAY	0- 1	0- 0	1- 0			
0- 1	0- 0	0- 1	NEUTRAL	0- 0	0- 0	0- 0			
3- 2	0- 0	0- 1	NON-CONFERENCE	0- 1	1- 0	2- 0			
2- 0	0- 0	0- 0	HOME	0- 0	1- 0	1- 0			
1- 1	0- 0	0- 0	AWAY	0- 1	0- 0	1- 0			
0- 1	0- 0	0- 1	NEUTRAL	0- 0	0- 0	0- 0			
0- 0	0- 0	0- 0	CONFERENCE	0- 0	0- 0	0- 0			
0- 0	0- 0	0- 0	HOME	0- 0	0- 0	0- 0			
0- 0	0- 0	0- 0	AWAY	0- 0	0- 0	0- 0			
0- 0	0- 0	0- 0	NEUTRAL	0- 0	0- 0	0- 0			

RPI S Opponent Score	RPI S Opponent Score	RPI S Opponent Score	RPI S Opponent Score
44 N Old Domini on 73 80	86 A Xavi er 60 70	114 H Mi ddl e Tenn. 68 64	Team's RPI: 156
		319 H Western Caro. 77 58	
		344 A Charleston So. 77 55	
LAST 12 Division I GAMES:			
	44 N Old Domini on 73 80		
	344 A Charleston So. 77 55		
	319 H Western Caro. 77 58		
	114 H Mi ddl e Tenn. 68 64		
	86 A Xavi er 60 70		

Non-Div I Games: Cumberland (TN) 88 55

Tennessee Tech

Texas

**T
e
x
a
s**

Texas

Average RPI	Win:	193	WON-LOST	WINNING	LAST 10	STRENGTH OF	OPP. STRENGTH	TEAM	ADJ.	CONF.	ADJ CONF.
Average RPI	Loss:	10	RECORD	PCT. RANK	GAMES	SCHEDULE	OF SCHEDULE	RPI	RPI	RPI	RPI
DIV. I ONLY		4- 2		96	0- 1	169	28	116	116	4	4
DIV. I NON-CONF.		4- 2		96	0- 1	169	28	116	116	4	4

TOTALS	RPI 1-25		RPI 26-50		W-L RECORDS	RPI 51-100		RPI 101-150		RPI 150+	
4- 2	0- 2		0- 0		OVERALL	0- 0		0- 0		4- 0	
3- 1	0- 1		0- 0		HOME	0- 0		0- 0		3- 0	
1- 1	0- 1		0- 0		AWAY	0- 0		0- 0		1- 0	
0- 0	0- 0		0- 0		NEUTRAL	0- 0		0- 0		0- 0	
4- 2	0- 2		0- 0		NON-CONFERENCE	0- 0		0- 0		4- 0	
3- 1	0- 1		0- 0		HOME	0- 0		0- 0		3- 0	
1- 1	0- 1		0- 0		AWAY	0- 0		0- 0		1- 0	
0- 0	0- 0		0- 0		NEUTRAL	0- 0		0- 0		0- 0	
0- 0	0- 0		0- 0		CONFERENCE	0- 0		0- 0		0- 0	
0- 0	0- 0		0- 0		HOME	0- 0		0- 0		0- 0	
0- 0	0- 0		0- 0		AWAY	0- 0		0- 0		0- 0	
0- 0	0- 0		0- 0		NEUTRAL	0- 0		0- 0		0- 0	

RPI	S	Opponent	Score
8	A	Syracuse	65 75
11	H	Lamar University	68 74

RPI	S	Opponent	Score

RPI	S	Opponent	Score

RPI	S	Opponent	Score
165	A	Little Rock	61 40
181	H	Arkansas St.	97 56
184	H	Rice	65 54
240	H	Jacksonville	73 53

LAST 12 Division I GAMES:

11	H	Lamar University	68 74
181	H	Arkansas St.	97 56
165	A	Little Rock	61 40
8	A	Syracuse	65 75
240	H	Jacksonville	73 53
184	H	Rice	65 54

Non-Div I Games:

Texas A&M

Average RPI Win:	0	WON-LOST	WINNING	LAST 10	STRENGTH OF	OPP. STRENGTH	TEAM	ADJ.	CONF.	ADJ CONF.
Average RPI Loss:	129	RECORD	PCT. RANK	GAMES	SCHEDULE	OF SCHEDULE	RPI	RPI	RPI	RPI
DIV. I ONLY	0- 4	317	0- 1	99	255	292	292	26	26	
DIV. I NON-CONF.	0- 4	317	0- 1	99	255	292	292	26	26	

TOTALS	RPI 1-25	RPI 26-50	W-L RECORDS	RPI 51-100	RPI 101-150	RPI 150+				
0- 4	0- 0	0- 1	OVERALL	0- 1	0- 0	0- 2				
0- 0	0- 0	0- 0	HOME	0- 0	0- 0	0- 0				
0- 2	0- 0	0- 1	AWAY	0- 0	0- 0	0- 1				
0- 2	0- 0	0- 0	NEUTRAL	0- 1	0- 0	0- 1				
0- 4	0- 0	0- 1	NON-CONFERENCE	0- 1	0- 0	0- 2				
0- 0	0- 0	0- 0	HOME	0- 0	0- 0	0- 0				
0- 2	0- 0	0- 1	AWAY	0- 0	0- 0	0- 1				
0- 2	0- 0	0- 0	NEUTRAL	0- 1	0- 0	0- 1				
0- 0	0- 0	0- 0	CONFERENCE	0- 0	0- 0	0- 0				
0- 0	0- 0	0- 0	HOME	0- 0	0- 0	0- 0				
0- 0	0- 0	0- 0	AWAY	0- 0	0- 0	0- 0				
0- 0	0- 0	0- 0	NEUTRAL	0- 0	0- 0	0- 0				

RPI 1-25				RPI 26-50				RPI 51-100				RPI 101+				Team's RPI: 292
RPI	S	Opponent	Score	RPI	S	Opponent	Score	RPI	S	Opponent	Score	RPI	S	Opponent	Score	
				47	A	Tulane	56 62	87	N	Abilene Christian	39 81	184	A	Rice	71 76	
												199	N	Nicholls St.	57 58	
LAST 12 Division I GAMES:																
				199	N	Nicholls St.	57 58									
				87	N	Abilene Christian	39 81									
				184	A	Rice	71 76									
				47	A	Tulane	56 62									

Non-Div I Games: Paul Quinn 83 54

Texas Southern

Average RPI Win: 221

Average RPI Loss: 117

WON-LOST
RECORDWINNING
PCT. RANKLAST 10
GAMESSTRENGTH OF
SCHEDULEOPP. STRENGTH
OF SCHEDULETEAM
RPIADJ.
RPICONF.
RPIADJ CONF.
RPIDIV. I ONLY
DIV. I NON-CONF.3- 3
3- 3158
1580- 1
0- 1255
25588
88207
207207
20717
1717
17

TOTALS

RPI 1-25

RPI 26-50

W-L RECORDS

RPI 51-100

RPI 101-150

RPI 150+

3- 3

0- 0

0- 0

OVERALL

0- 2

0- 0

3- 1

1- 2

0- 0

0- 0

HOME

0- 1

0- 0

1- 1

2- 1

0- 0

0- 0

AWAY

0- 1

0- 0

2- 0

0- 0

0- 0

0- 0

NEUTRAL

0- 0

0- 0

0- 0

3- 3

0- 0

0- 0

NON-CONFERENCE

0- 2

0- 0

3- 1

1- 2

0- 0

0- 0

HOME

0- 1

0- 0

1- 1

2- 1

0- 0

0- 0

AWAY

0- 1

0- 0

2- 0

0- 0

0- 0

0- 0

NEUTRAL

0- 0

0- 0

0- 0

0- 0

0- 0

0- 0

CONFERENCE

0- 0

0- 0

0- 0

0- 0

0- 0

0- 0

HOME

0- 0

0- 0

0- 0

0- 0

0- 0

0- 0

AWAY

0- 0

0- 0

0- 0

0- 0

0- 0

0- 0

NEUTRAL

0- 0

0- 0

0- 0

RPI 1-25

RPI 26-50

RPI 51-100

RPI 101+

Team's RPI: 207

RPI S Opponent Score

RPI S Opponent Score

RPI S Opponent Score

RPI S Opponent Score

78 H Montana St. 59 67
96 A New Mexico 51 82176 H Oral Roberts 64 81
199 H Nicholls St. 72 67
228 A UTSA 68 60
235 A A&M-Corpus Christi 60 53

LAST 12 Division I GAMES:

78 H Montana St. 59 67
199 H Nicholls St. 72 67
235 A A&M-Corpus Christi 60 53
176 H Oral Roberts 64 81
228 A UTSA 68 60
96 A New Mexico 51 82

Non-Div I Games:

Texas St.

Average RPI Win: 212

Average RPI Loss: 102

WON-LOST
RECORDWINNING
PCT. RANKLAST 10
GAMESSTRENGTH OF
SCHEDULEOPP. STRENGTH
OF SCHEDULETEAM
RPIADJ.
RPICONF.
RPIADJ CONF.
RPIDIV. I ONLY
DIV. I NON-CONF.5- 1
5- 137
371- 0
1- 0235
235105
105151
151151
1515
55
5

TOTALS

RPI 1-25

RPI 26-50

W-L RECORDS

RPI 51-100

RPI 101-150

RPI 150+

5- 1

0- 0

0- 0

OVERALL

0- 0

1- 1

4- 0

5- 1

0- 0

0- 0

HOME

0- 0

1- 1

4- 0

0- 0

0- 0

0- 0

AWAY

0- 0

0- 0

0- 0

0- 0

0- 0

0- 0

NEUTRAL

0- 0

0- 0

0- 0

5- 1

0- 0

0- 0

NON-CONFERENCE

0- 0

1- 1

4- 0

5- 1

0- 0

0- 0

HOME

0- 0

1- 1

4- 0

0- 0

0- 0

0- 0

AWAY

0- 0

0- 0

0- 0

0- 0

0- 0

0- 0

NEUTRAL

0- 0

0- 0

0- 0

0- 0

0- 0

0- 0

CONFERENCE

0- 0

0- 0

0- 0

0- 0

0- 0

0- 0

HOME

0- 0

0- 0

0- 0

0- 0

0- 0

0- 0

AWAY

0- 0

0- 0

0- 0

0- 0

0- 0

0- 0

NEUTRAL

0- 0

0- 0

0- 0

RPI 1-25

RPI 26-50

RPI 51-100

RPI 101+

Team's RPI: 151

RPI S Opponent Score

RPI S Opponent Score

RPI S Opponent Score

RPI S Opponent Score

102	H	Idaho	77	88
115	H	SFA	77	69
198	H	Houston Baptist	82	76
235	H	A&M-Corpus Christi	78	61
244	H	La. -Monroe	86	42
267	H	Jacksonville St.	71	58

LAST 12 Division I GAMES:

235	H	A&M-Corpus Christi	78	61	115	H	SFA	77	69
102	H	Idaho	77	88	198	H	Houston Baptist	82	76
244	H	La. -Monroe	86	42					
267	H	Jacksonville St.	71	58					

Non-Div I Games:

Texas Tech

■ Loss,
 ■ Non-Conf,
 ■ S Site,
 ■ Home
 ■ Away
 N Neutral

Average RPI Win:	164	WON-LOST	WINNING	LAST 10	STRENGTH OF	OPP. STRENGTH	TEAM	ADJ.	CONF.	ADJ CONF.
Average RPI Loss:	133	RECORD	PCT. RANK	GAMES	SCHEDULE	OF SCHEDULE	RPI	RPI	RPI	RPI
DIV. I ONLY	4- 2	96	1- 0	212	67	100	100	11	11	
DIV. I NON-CONF.	4- 2	96	1- 0	212	67	100	100	11	11	
TOTALS	RPI 1-25	RPI 26-50	W-L RECORDS	RPI 51-100	RPI 101-150	RPI 150+				
4- 2	0- 0	1- 0	OVERALL	1- 0	0- 2	2- 0				
2- 0	0- 0	0- 0	HOME	1- 0	0- 0	1- 0				
2- 2	0- 0	1- 0	AWAY	0- 0	0- 2	1- 0				
0- 0	0- 0	0- 0	NEUTRAL	0- 0	0- 0	0- 0				
4- 2	0- 0	1- 0	NON-CONFERENCE	1- 0	0- 2	2- 0				
2- 0	0- 0	0- 0	HOME	1- 0	0- 0	1- 0				
2- 2	0- 0	1- 0	AWAY	0- 0	0- 2	1- 0				
0- 0	0- 0	0- 0	NEUTRAL	0- 0	0- 0	0- 0				
0- 0	0- 0	0- 0	CONFERENCE	0- 0	0- 0	0- 0				
0- 0	0- 0	0- 0	HOME	0- 0	0- 0	0- 0				
0- 0	0- 0	0- 0	AWAY	0- 0	0- 0	0- 0				
0- 0	0- 0	0- 0	NEUTRAL	0- 0	0- 0	0- 0				

RPI 1-25	RPI 26-50	RPI 51-100	Team's RPI: 100	RPI 101+
RPI S Opponent Score	RPI S Opponent Score	RPI S Opponent Score		RPI S Opponent Score
	31 A Belmont 78 69	99 H Duquesne 65 52		119 A Maine 59 73
				146 A Dayton 49 70
				225 H Iona 84 38
				301 A Valparaiso 65 59
LAST 12 Division I GAMES:				
	31 A Belmont 78 69	146 A Dayton 49 70		
	301 A Valparaiso 65 59	99 H Duquesne 65 52		
		225 H Iona 84 38		
		119 A Maine 59 73		

Non-Div I Games:

Toledo

Average RPI	Win:	209	WON-LOST	WINNING	LAST 10	STRENGTH OF	OPP. STRENGTH	TEAM	ADJ.	CONF.	ADJ CONF.
Average RPI	Loss:	56	RECORD	PCT. RANK	GAMES	SCHEDULE	OF SCHEDULE	RPI	RPI	RPI	RPI
DIV. I ONLY		6- 1		33	1- 0	341	16	177	177	17	17
DIV. I NON-CONF.		6- 1		33	1- 0	341	16	177	177	17	17
<hr/>											
TOTALS	RPI 1-25		RPI 26-50		W-L RECORDS	RPI 51-100		RPI 101-150		RPI 150+	
6- 1	0- 0		0- 0		OVERALL	1- 1		0- 0		5- 0	
3- 0	0- 0		0- 0		HOME	0- 0		0- 0		3- 0	
1- 1	0- 0		0- 0		AWAY	0- 1		0- 0		1- 0	
2- 0	0- 0		0- 0		NEUTRAL	1- 0		0- 0		1- 0	
6- 1	0- 0		0- 0		NON-CONFERENCE	1- 1		0- 0		5- 0	
3- 0	0- 0		0- 0		HOME	0- 0		0- 0		3- 0	
1- 1	0- 0		0- 0		AWAY	0- 1		0- 0		1- 0	
2- 0	0- 0		0- 0		NEUTRAL	1- 0		0- 0		1- 0	
0- 0	0- 0		0- 0		CONFERENCE	0- 0		0- 0		0- 0	
0- 0	0- 0		0- 0		HOME	0- 0		0- 0		0- 0	
0- 0	0- 0		0- 0		AWAY	0- 0		0- 0		0- 0	
0- 0	0- 0		0- 0		NEUTRAL	0- 0		0- 0		0- 0	

RPI 1-25				RPI 26-50				RPI 51-100				RPI 101+ Team's RPI: 177			
RPI	S	Opponent	Score	RPI	S	Opponent	Score	RPI	S	Opponent	Score	RPI	S	Opponent	Score
								56	A	Florida St.	67 103	171	N	Mississippi Val.	75 54
								93	N	Sam Houston St.	84 79	182	H	Samford	72 52
												241	A	ETSU	84 66
												254	H	Alabama St.	116 46
												310	H	Tennessee St.	92 67
LAST 12 Division I GAMES:															
				254	H	Alabama St.	116 46	93	N	Sam Houston St.	84 79				
				171	N	Mississippi Val.	75 54	241	A	ETSU	84 66				
								310	H	Tennessee St.	92 67				
								182	H	Samford	72 52				
								56	A	Florida St.	67 103				

Non-Div I Games:

Troy

T
u
l
s
a

Tul sa		Through Games Of Nov. 29, 2018									
Average RPI	Win:	187	WON-LOST	WINNING	LAST 10	STRENGTH OF	OPP. STRENGTH	TEAM	ADJ.	CONF.	ADJ CONF.
Average RPI	Loss:	74	RECORD	PCT. RANK	GAMES	SCHEDULE	OF SCHEDULE	RPI	RPI	RPI	RPI
DIV. I ONLY		4- 3		143	1- 0	162	69	120	120	8	8
DIV. I NON-CONF.		4- 3		143	1- 0	162	69	120	120	8	8

TOTALS	RPI 1-25		RPI 26-50		W-L RECORDS	RPI 51-100		RPI 101-150		RPI 150+	
4- 3	0- 0		0- 1		OVERALL	1- 1		0- 1		3- 0	
3- 0	0- 0		0- 0		HOME	1- 0		0- 0		2- 0	
1- 3	0- 0		0- 1		AWAY	0- 1		0- 1		1- 0	
0- 0	0- 0		0- 0		NEUTRAL	0- 0		0- 0		0- 0	
4- 3	0- 0		0- 1		NON-CONFERENCE	1- 1		0- 1		3- 0	
3- 0	0- 0		0- 0		HOME	1- 0		0- 0		2- 0	
1- 3	0- 0		0- 1		AWAY	0- 1		0- 1		1- 0	
0- 0	0- 0		0- 0		NEUTRAL	0- 0		0- 0		0- 0	
0- 0	0- 0		0- 0		CONFERENCE	0- 0		0- 0		0- 0	
0- 0	0- 0		0- 0		HOME	0- 0		0- 0		0- 0	
0- 0	0- 0		0- 0		AWAY	0- 0		0- 0		0- 0	
0- 0	0- 0		0- 0		NEUTRAL	0- 0		0- 0		0- 0	

T
u
l
s
a

RPI 1-25				RPI 26-50				RPI 51-100				RPI 101+ Team's RPI: 120			
RPI	S	Opponent	Score	RPI	S	Opponent	Score	RPI	S	Opponent	Score	RPI	S	Opponent	Score
				31	A	Bel mont	53 78	76	A	Ameri can	52 68	115	A	SFA	34 76
								87	H	Abil ene Christian	75 63	176	A	Oral Roberts	76 68
												217	H	Saint Louis	86 75
												266	H	Stetson	55 54

LAST 12 Division I GAMES:															
				87	H	Abil ene Christian	75 63	115	A	SFA	34 76				
								217	H	Saint Louis	86 75				
								176	A	Oral Roberts	76 68				
								31	A	Bel mont	53 78				
								76	A	Ameri can	52 68				
								266	H	Stetson	55 54				

Non-Div I Games:

Tul sa

Average RPI	Win:	254	WON-LOST	WINNING	LAST 10	STRENGTH OF	OPP. STRENGTH	TEAM	ADJ.	CONF.	ADJ CONF.
Average RPI	Loss:	16	RECORD	PCT. RANK	GAMES	SCHEDULE	OF SCHEDULE	RPI	RPI	RPI	RPI
DIV. I ONLY		5- 1		37	0- 1	221	170	117	117	20	20
DIV. I NON-CONF.		5- 1		37	0- 1	221	170	117	117	20	20

TOTALS	RPI 1-25		RPI 26-50		W-L RECORDS	RPI 51-100		RPI 101-150		RPI 150+	
5- 1	0- 1		0- 0		OVERALL	0- 0		0- 0		5- 0	
3- 0	0- 0		0- 0		HOME	0- 0		0- 0		3- 0	
1- 0	0- 0		0- 0		AWAY	0- 0		0- 0		1- 0	
1- 1	0- 1		0- 0		NEUTRAL	0- 0		0- 0		1- 0	
5- 1	0- 1		0- 0		NON-CONFERENCE	0- 0		0- 0		5- 0	
3- 0	0- 0		0- 0		HOME	0- 0		0- 0		3- 0	
1- 0	0- 0		0- 0		AWAY	0- 0		0- 0		1- 0	
1- 1	0- 1		0- 0		NEUTRAL	0- 0		0- 0		1- 0	
0- 0	0- 0		0- 0		CONFERENCE	0- 0		0- 0		0- 0	
0- 0	0- 0		0- 0		HOME	0- 0		0- 0		0- 0	
0- 0	0- 0		0- 0		AWAY	0- 0		0- 0		0- 0	
0- 0	0- 0		0- 0		NEUTRAL	0- 0		0- 0		0- 0	

RPI 1-25				RPI 26-50				RPI 51-100				RPI 101+ Team's RPI: 117			
RPI	S	Opponent	Score	RPI	S	Opponent	Score	RPI	S	Opponent	Score	RPI	S	Opponent	Score
16	N	Tennessee	69 73									195	N	Oklahoma	89 84
												206	H	Appalachian St.	80 61
												246	H	Memphis	85 54
												291	H	Alabama A&M	82 47
												331	A	Chicago St.	90 45

LAST 12 Division I GAMES:															
				16	N	Tennessee	69 73								
				291	H	Alabama A&M	82 47								
				195	N	Oklahoma	89 84								
				331	A	Chicago St.	90 45								
				246	H	Memphis	85 54								
				206	H	Appalachian St.	80 61								

Non-Div I Games:

UAB

U
C
D
a
v
i
s

UC Davis														Through Games Of Nov. 29, 2018																																																							
Average RPI Win: 216				WON-LOST RECORD		WINNING PCT. RANK		LAST 10 GAMES		STRENGTH OF SCHEDULE		OPP. STRENGTH OF SCHEDULE		TEAM RPI		ADJ. RPI		CONF. RPI		ADJ CONF. RPI																																																	
DIV. I ONLY				2- 4		217		0- 1		14		271		74		74		19		19																																																	
DIV. I NON-CONF.				2- 4		217		0- 1		14		271		74		74		19		19																																																	
TOTALS				RPI 1-25		RPI 26-50		W-L RECORDS		RPI 51-100		RPI 101-150		RPI 150+																																																							
2- 4				0- 1		0- 1		OVERALL		0- 1		1- 1		1- 0				1- 0																																																			
1- 1				0- 0		0- 1		HOME		0- 0		1- 0		0- 0				0- 0																																																			
1- 3				0- 1		0- 0		AWAY		0- 1		0- 1		1- 0				1- 0																																																			
0- 0				0- 0		0- 0		NEUTRAL		0- 0		0- 0		0- 0				0- 0																																																			
2- 4				0- 1		0- 1		NON-CONFERENCE		0- 1		1- 1		1- 0				1- 0																																																			
1- 1				0- 0		0- 1		HOME		0- 0		1- 0		0- 0				0- 0																																																			
1- 3				0- 1		0- 0		AWAY		0- 1		0- 1		1- 0				1- 0																																																			
0- 0				0- 0		0- 0		NEUTRAL		0- 0		0- 0		0- 0				0- 0																																																			
0- 0				0- 0		0- 0		CONFERENCE		0- 0		0- 0		0- 0				0- 0																																																			
0- 0				0- 0		0- 0		HOME		0- 0		0- 0		0- 0				0- 0																																																			
0- 0				0- 0		0- 0		AWAY		0- 0		0- 0		0- 0				0- 0																																																			
0- 0				0- 0		0- 0		NEUTRAL		0- 0		0- 0		0- 0				0- 0																																																			
RPI 1-25														RPI 26-50														RPI 51-100														Team's RPI: 74														RPI 101+													
RPI S Opponent Score				RPI S Opponent Score				RPI S Opponent Score				RPI S Opponent Score				RPI S Opponent Score				RPI S Opponent Score				RPI S Opponent Score				RPI S Opponent Score																																									
19 A Stanford 43 71				42 H Pacific 80 83				90 A Loyola Marymount 53 60				132 A Portland St. 50 65				145 H Southern Utah 68 45				287 A Washington St. 75 62																																																	

U
C
D
a
v
i
s

Non-Div I Games:

UC Davis

UC Irvine																	Through Games Of Nov. 29, 2018																
Average RPI Win: 202				WON-LOST RECORD				WINNING PCT. RANK				LAST 10 GAMES				STRENGTH OF SCHEDULE				OPP. STRENGTH OF SCHEDULE				TEAM RPI		ADJ. RPI		CONF. RPI		ADJ CONF. RPI			
Average RPI Loss: 0																																	
DIV. I ONLY				5- 0				1				1- 0				223				172				49		49		19		19			
DIV. I NON-CONF.				5- 0				1				1- 0				223				172				49		49		19		19			

TOTALS				RPI 1-25				RPI 26-50				W-L RECORDS				RPI 51-100				RPI 101-150				RPI 150+									
5- 0				0- 0				0- 0				OVERALL				1- 0				1- 0				3- 0									
3- 0				0- 0				0- 0				HOME				0- 0				1- 0				2- 0									
0- 0				0- 0				0- 0				AWAY				0- 0				0- 0				0- 0									
2- 0				0- 0				0- 0				NEUTRAL				1- 0				0- 0				1- 0									
5- 0				0- 0				0- 0				NON-CONFERENCE				1- 0				1- 0				3- 0									
3- 0				0- 0				0- 0				HOME				0- 0				1- 0				2- 0									
0- 0				0- 0				0- 0				AWAY				0- 0				0- 0				0- 0									
2- 0				0- 0				0- 0				NEUTRAL				1- 0				0- 0				1- 0									
0- 0				0- 0				0- 0				CONFERENCE				0- 0				0- 0				0- 0									
0- 0				0- 0				0- 0				HOME				0- 0				0- 0				0- 0									
0- 0				0- 0				0- 0				AWAY				0- 0				0- 0				0- 0									
0- 0				0- 0				0- 0				NEUTRAL				0- 0				0- 0				0- 0									

RPI 1-25																	RPI 26-50				Team's RPI: 49				RPI 51-100				RPI 101+				
RPI	S	Opponent		Score		RPI	S	Opponent		Score		RPI	S	Opponent		Score		RPI	S	Opponent		Score											

Non-Div I Games: LIFE Pacific 105 31

UC Irvine

Average RPI	Win:	166	WON-LOST	WINNING	LAST 10	STRENGTH OF	OPP. STRENGTH	TEAM	ADJ.	CONF.	ADJ CONF.
Average RPI	Loss:	74	RECORD	PCT. RANK	GAMES	SCHEDULE	OF SCHEDULE	RPI	RPI	RPI	RPI
DIV. I ONLY		2- 5		249	1- 0	11	216	103	103	19	19
DIV. I NON-CONF.		2- 5		249	1- 0	11	216	103	103	19	19

TOTALS	RPI 1-25		RPI 26-50		W-L RECORDS	RPI 51-100		RPI 101-150		RPI 150+	
2- 5	0- 1		0- 2		OVERALL	0- 0		1- 1		1- 1	
2- 0	0- 0		0- 0		HOME	0- 0		1- 0		1- 0	
0- 3	0- 0		0- 2		AWAY	0- 0		0- 1		0- 0	
0- 2	0- 1		0- 0		NEUTRAL	0- 0		0- 0		0- 1	
2- 5	0- 1		0- 2		NON-CONFERENCE	0- 0		1- 1		1- 1	
2- 0	0- 0		0- 0		HOME	0- 0		1- 0		1- 0	
0- 3	0- 0		0- 2		AWAY	0- 0		0- 1		0- 0	
0- 2	0- 1		0- 0		NEUTRAL	0- 0		0- 0		0- 1	
0- 0	0- 0		0- 0		CONFERENCE	0- 0		0- 0		0- 0	
0- 0	0- 0		0- 0		HOME	0- 0		0- 0		0- 0	
0- 0	0- 0		0- 0		AWAY	0- 0		0- 0		0- 0	
0- 0	0- 0		0- 0		NEUTRAL	0- 0		0- 0		0- 0	

RPI 1-25				RPI 26-50				RPI 51-100				RPI 101+ Team's RPI: 103			
RPI	S	Opponent	Score	RPI	S	Opponent	Score	RPI	S	Opponent	Score	RPI	S	Opponent	Score
4	N	Oregon	44 94	38	A	Southern Cal i forni a	55 73					104	A	BYU	70 72
				48	A	Oklahoma St.	51 76					145	H	Southern Utah	56 50
												178	N	Milwaukee	54 56
												186	H	Coastal Caro.	62 43

LAST 12 Division I GAMES:															
				145	H	Southern Utah	56 50	178	N	Milwaukee	54 56				
								4	N	Oregon	44 94				
								186	H	Coastal Caro.	62 43				
								48	A	Oklahoma St.	51 76				
								104	A	BYU	70 72				
								38	A	Southern Cal i forni a	55 73				

Non-Div I Games:

UC Riverside

Average RPI Win: 313		WON-LOST	WINNING	LAST 10	STRENGTH OF	OPP. STRENGTH	TEAM	ADJ.	CONF.	ADJ CONF.
Average RPI Loss: 151		RECORD	PCT. RANK	GAMES	SCHEDULE	OF SCHEDULE	RPI	RPI	RPI	RPI
DIV. I ONLY		1- 6	305	1- 0	223	206	304	304	19	19
DIV. I NON-CONF.		1- 6	305	1- 0	223	206	304	304	19	19

TOTALS		RPI 1-25		RPI 26-50	W-L RECORDS		RPI 51-100	RPI 101-150	RPI 150+	
1- 6		0- 0		0- 1	OVERALL		0- 2	0- 0	1- 3	
0- 3		0- 0		0- 0	HOME		0- 2	0- 0	0- 1	
0- 3		0- 0		0- 1	AWAY		0- 0	0- 0	0- 2	
1- 0		0- 0		0- 0	NEUTRAL		0- 0	0- 0	1- 0	
1- 6		0- 0		0- 1	NON-CONFERENCE		0- 2	0- 0	1- 3	
0- 3		0- 0		0- 0	HOME		0- 2	0- 0	0- 1	
0- 3		0- 0		0- 1	AWAY		0- 0	0- 0	0- 2	
1- 0		0- 0		0- 0	NEUTRAL		0- 0	0- 0	1- 0	
0- 0		0- 0		0- 0	CONFERENCE		0- 0	0- 0	0- 0	
0- 0		0- 0		0- 0	HOME		0- 0	0- 0	0- 0	
0- 0		0- 0		0- 0	AWAY		0- 0	0- 0	0- 0	
0- 0		0- 0		0- 0	NEUTRAL		0- 0	0- 0	0- 0	

RPI 1-25				RPI 26-50				RPI 51-100				RPI 101+ Team's RPI: 304			
RPI	S	Opponent	Score	RPI	S	Opponent	Score	RPI	S	Opponent	Score	RPI	S	Opponent	Score
				38	A	Southern California	39 82	73	H	Saint Mary's (CA)	55 80	215	A	UNLV	51 69
								90	H	Loyola Marymount	57 70	232	H	CSU Bakersfield	48 56
												259	A	Utah Valley	54 63
												313	N	Dartmouth	62 56

LAST 12 Division I GAMES:															
				313	N	Dartmouth	62 56	259	A	Utah Valley	54 63				
				73	H	Saint Mary's (CA)	55 80								
				215	A	UNLV	51 69								
				90	H	Loyola Marymount	57 70								
				38	A	Southern California	39 82								
				232	H	CSU Bakersfield	48 56								

Non-Div I Games:

UC Santa Barbara

U
C
F

U
C
F

UCF

U
C
L
A

U
C
L
A

UCLA

Average RPI Win: 101
Average RPI Loss: 0

WON-LOST
RECORD

WINNING
PCT. RANK

LAST 10
GAMES

STRENGTH OF
SCHEDULE

OPP. STRENGTH
OF SCHEDULE

TEAM
RPI

ADJ.
RPI

CONF.
RPI

ADJ CONF.
RPI

DIV. I ONLY
DIV. I NON-CONF.

6- 0
6- 0

1
1

1- 0
1- 0

26
26

32
32

3
3

3
3

8
8

8
8

TOTALS

RPI 1-25

RPI 26-50

W-L RECORDS

RPI 51-100

RPI 101-150

RPI 150+

6- 0
2- 0
0- 0
4- 0

0- 0
0- 0
0- 0
0- 0

1- 0
0- 0
0- 0
1- 0

OVERALL
HOME
AWAY
NEUTRAL

3- 0
2- 0
0- 0
1- 0

1- 0
0- 0
0- 0
1- 0

1- 0
0- 0
0- 0
1- 0

6- 0
2- 0
0- 0
4- 0

0- 0
0- 0
0- 0
0- 0

1- 0
0- 0
0- 0
1- 0

NON-CONFERENCE
HOME
AWAY
NEUTRAL

3- 0
2- 0
0- 0
1- 0

1- 0
0- 0
0- 0
1- 0

1- 0
0- 0
0- 0
1- 0

0- 0
0- 0
0- 0
0- 0

0- 0
0- 0
0- 0
0- 0

0- 0
0- 0
0- 0
0- 0

CONFERENCE
HOME
AWAY
NEUTRAL

0- 0
0- 0
0- 0
0- 0

0- 0
0- 0
0- 0
0- 0

0- 0
0- 0
0- 0
0- 0

RPI 1-25

Team's RPI: 3

RPI 26-50

RPI 51-100

RPI 101+

RPI S Opponent Score

RPI S Opponent Score
50 N St. John's (NY) 65 55

RPI S Opponent Score
77 N Purdue 86 40
82 H DePaul 99 63
91 H Ohio St. 85 53

RPI S Opponent Score
148 N Ole Miss 90 50
158 N Vanderbilt 80 42

LAST 12 Division I GAMES:

158 N Vanderbilt 80 42
91 H Ohio St. 85 53

82 H DePaul 99 63
77 N Purdue 86 40
50 N St. John's (NY) 65 55
148 N Ole Miss 90 50

U
C
o
n
nU
C
o
n
n

Non-Div I Games:

UConn

Loss, Non-Conf, S Site, H Home A Away N Neutral

U
I
CU
I
C

UIC

U
M
B
C

U
M
B
C

■ Loss, ■ Non-Conf, S Site, H Home A Away N Neutral

Average RPI Loss: 138

WON-LOST
RECORD

WINNING
PCT. RANK

LAST 10 GAMES

STRENGTH OF
SCHEDULE

OPP. STRENGTH
OF SCHEDULE

TEAM
RPI

ADJ.
RPI

CONF.
RPI

ADJ CONF.
RPI

DIV. I ONLY	0- 5	317	0- 0	65	277	274	274	30	30
DIV. I NON-CONF.	0- 5	317	0- 0	65	277	274	274	30	30
TOTALS	RPI 1-25	RPI 26-50	W-L RECORDS	RPI 51-100	RPI 101-150	RPI 150+			
0- 5	0- 0	0- 0	OVERALL	0- 2	0- 0	0- 3			
0- 1	0- 0	0- 0	HOME	0- 0	0- 0	0- 1			
0- 4	0- 0	0- 0	AWAY	0- 2	0- 0	0- 2			
0- 0	0- 0	0- 0	NEUTRAL	0- 0	0- 0	0- 0			
0- 5	0- 0	0- 0	NON-CONFERENCE	0- 2	0- 0	0- 3			
0- 1	0- 0	0- 0	HOME	0- 0	0- 0	0- 1			
0- 4	0- 0	0- 0	AWAY	0- 2	0- 0	0- 2			
0- 0	0- 0	0- 0	NEUTRAL	0- 0	0- 0	0- 0			
0- 0	0- 0	0- 0	CONFERENCE	0- 0	0- 0	0- 0			
0- 0	0- 0	0- 0	HOME	0- 0	0- 0	0- 0			
0- 0	0- 0	0- 0	AWAY	0- 0	0- 0	0- 0			
0- 0	0- 0	0- 0	NEUTRAL	0- 0	0- 0	0- 0			

RPI 1-25				RPI 26-50				RPI 51-100				RPI 101+ Team's RPI: 274			
RPI	S	Opponent	Score	RPI	S	Opponent	Score	RPI	S	Opponent	Score	RPI	S	Opponent	Score
								63	A	Kansas	55 67	164	H	George Mason	84 91
								83	A	Denver	75 92	176	A	Oral Roberts	64 75
												205	A	Kansas St.	50 61
LAST 12 Division I GAMES:															
				164	H	George Mason	84 91	176	A	Oral Roberts	64 75				
								205	A	Kansas St.	50 61				
								83	A	Denver	75 92				
								63	A	Kansas	55 67				

Non-Div I Games:	Peru St.	98	62
------------------	----------	----	----

UMKC

■ Loss, ■ Non-Conf, S Site, H Home A Away N Neutral

Average RPI	Win: 289	WON-LOST	WINNING	LAST 10	STRENGTH OF	OPP. STRENGTH	TEAM	ADJ.	CONF.	ADJ CONF.
Average RPI	Loss: 185	RECORD	PCT. RANK	GAMES	SCHEDULE	OF SCHEDULE	RPI	RPI	RPI	RPI
DIV. I ONLY	2- 4	217	1- 0	166	338	250	250	25	25	
DIV. I NON-CONF.	2- 4	217	1- 0	166	338	250	250	25	25	
<hr/>										
TOTALS	RPI 1-25	RPI 26-50	W-L RECORDS	RPI 51-100	RPI 101-150	RPI 150+				
2- 4	0- 0	0- 0	OVERALL	0- 1	0- 0	2- 3				
1- 1	0- 0	0- 0	HOME	0- 0	0- 0	1- 1				
1- 3	0- 0	0- 0	AWAY	0- 1	0- 0	1- 2				
0- 0	0- 0	0- 0	NEUTRAL	0- 0	0- 0	0- 0				
2- 4	0- 0	0- 0	NON-CONFERENCE	0- 1	0- 0	2- 3				
1- 1	0- 0	0- 0	HOME	0- 0	0- 0	1- 1				
1- 3	0- 0	0- 0	AWAY	0- 1	0- 0	1- 2				
0- 0	0- 0	0- 0	NEUTRAL	0- 0	0- 0	0- 0				
0- 0	0- 0	0- 0	CONFERENCE	0- 0	0- 0	0- 0				
0- 0	0- 0	0- 0	HOME	0- 0	0- 0	0- 0				
0- 0	0- 0	0- 0	AWAY	0- 0	0- 0	0- 0				
0- 0	0- 0	0- 0	NEUTRAL	0- 0	0- 0	0- 0				

RPI 1-25				RPI 26-50				RPI 51-100				RPI 101+				Team's RPI: 250
RPI	S	Opponent	Score	RPI	S	Opponent	Score	RPI	S	Opponent	Score	RPI	S	Opponent	Score	
								64	A	Butler	36 89	161	A	Seton Hall I	57 90	
												230	H	Saint Peter's	59 57	
												237	H	Bryant	57 58	
												276	A	Cornell I	54 63	
												347	A	LIU Brooklyn	69 64	
<hr/>																
LAST 12 Division I GAMES:																
				64	A	Butler	36 89	347	A	LIU Brooklyn	69 64					
				276	A	Cornell I	54 63	161	A	Seton Hall I	57 90					
				230	H	Saint Peter's	59 57									
				237	H	Bryant	57 58									

Non-Div I Games: Fisher 79 45

UMass Lowell

Average RPI	Win: 252	WON-LOST RECORD	WINNING PCT. RANK	LAST 10 GAMES	STRENGTH OF SCHEDULE	OPP. STRENGTH OF SCHEDULE	TEAM RPI	ADJ. RPI	CONF. RPI	ADJ. CONF. RPI
Average RPI	Loss: 23									
DIV. I ONLY	3- 2	125	1- 0	85	186	101	101	29	29	
DIV. I NON-CONF.	3- 2	125	1- 0	85	186	101	101	29	29	

TOTALS	RPI 1-25	RPI 26-50	W-L RECORDS	RPI 51-100	RPI 101-150	RPI 150+				
3- 2	0- 1	0- 1	OVERALL	0- 0	0- 0	3- 0				
3- 0	0- 0	0- 0	HOME	0- 0	0- 0	3- 0				
0- 2	0- 1	0- 1	AWAY	0- 0	0- 0	0- 0				
0- 0	0- 0	0- 0	NEUTRAL	0- 0	0- 0	0- 0				
3- 2	0- 1	0- 1	NON-CONFERENCE	0- 0	0- 0	3- 0				
3- 0	0- 0	0- 0	HOME	0- 0	0- 0	3- 0				
0- 2	0- 1	0- 1	AWAY	0- 0	0- 0	0- 0				
0- 0	0- 0	0- 0	NEUTRAL	0- 0	0- 0	0- 0				
0- 0	0- 0	0- 0	CONFERENCE	0- 0	0- 0	0- 0				
0- 0	0- 0	0- 0	HOME	0- 0	0- 0	0- 0				
0- 0	0- 0	0- 0	AWAY	0- 0	0- 0	0- 0				
0- 0	0- 0	0- 0	NEUTRAL	0- 0	0- 0	0- 0				

RPI	S	Opponent	Score	RPI	S	Opponent	Score	RPI	S	Opponent	Score	RPI	S	Opponent	Score
16	A	Tennessee	46 73	30	A	Charlotte	53 70					194	H	Wofford	60 46
												242	H	Davi dson	69 56
												319	H	Western Caro.	74 49

Team's RPI: 101															
LAST 12 Division I GAMES:															
194	H	Wofford	60 46	319	H	Western Caro.	74 49	16	A	Tennessee	46 73				
242	H	Davi dson	69 56	30	A	Charlotte	53 70								

Non-Div I Games:

UNC Asheville

UNC Greensboro

Through Games Of Nov. 29, 2018

Average RPI Win: 0

Average RPI Loss: 191

WON-LOST
RECORD

WINNING
PCT. RANK

LAST 10
GAMES

STRENGTH OF
SCHEDULE

OPP. STRENGTH
OF SCHEDULE

TEAM
RPI

ADJ.
RPI

CONF.
RPI

ADJ CONF.
RPI

DIV. I ONLY

0- 3

317

0- 1

73

347

295

295

24

24

DIV. I NON-CONF.

0- 3

317

0- 1

73

347

295

295

24

24

TOTALS

RPI 1-25

RPI 26-50

W-L RECORDS

RPI 51-100

RPI 101-150

RPI 150+

0- 3

0- 0

0- 0

OVERALL

0- 0

0- 0

0- 3

0- 0

0- 0

0- 0

HOME

0- 0

0- 0

0- 0

0- 3

0- 0

0- 0

AWAY

0- 0

0- 0

0- 3

0- 0

0- 0

0- 0

NEUTRAL

0- 0

0- 0

0- 0

0- 3

0- 0

0- 0

NON-CONFERENCE

0- 0

0- 0

0- 3

0- 0

0- 0

0- 0

HOME

0- 0

0- 0

0- 0

0- 3

0- 0

0- 0

AWAY

0- 0

0- 0

0- 3

0- 0

0- 0

0- 0

NEUTRAL

0- 0

0- 0

0- 0

0- 0

0- 0

0- 0

CONFERENCE

0- 0

0- 0

0- 0

0- 0

0- 0

0- 0

HOME

0- 0

0- 0

0- 0

0- 0

0- 0

0- 0

AWAY

0- 0

0- 0

0- 0

0- 0

0- 0

0- 0

NEUTRAL

0- 0

0- 0

0- 0

RPI 1-25

RPI 26-50

RPI 51-100

RPI 101+

Team's RPI: 295

RPI S Opponent Score

RPI S Opponent Score

RPI S Opponent Score

RPI S Opponent Score

183 A Georgi a St. 63 70

185 A Campbel l 49 53

206 A Appal achi an St. 65 68

LAST 12 Di vi si on I GAMES:

185 A Campbel l 49 53

206 A Appal achi an St. 65 68

183 A Georgi a St. 63 70

Non-Di v I Games:

Pfei ffer

92 23

UNC Pembroke

72 32

Young Harris

62 29

UNC Greensboro

Loss,

Non-Conf,S Site,

Home

Away

N Neutral

Page 312

Average RPI	Win:	301	WON-LOST	WINNING	LAST 10	STRENGTH OF	OPP. STRENGTH	TEAM	ADJ.	CONF.	ADJ CONF.
Average RPI	Loss:	38	RECORD	PCT. RANK	GAMES	SCHEDULE	OF SCHEDULE	RPI	RPI	RPI	RPI
DIV. I ONLY		3- 2		125	0- 1	187	269	157	157	14	14
DIV. I NON-CONF.		3- 2		125	0- 1	187	269	157	157	14	14
<hr/>											
TOTALS	RPI 1-25		RPI 26-50		W-L RECORDS	RPI 51-100		RPI 101-150		RPI 150+	
3- 2	0- 0		0- 2		OVERALL	0- 0		0- 0		3- 0	
2- 0	0- 0		0- 0		HOME	0- 0		0- 0		2- 0	
1- 2	0- 0		0- 2		AWAY	0- 0		0- 0		1- 0	
0- 0	0- 0		0- 0		NEUTRAL	0- 0		0- 0		0- 0	
3- 2	0- 0		0- 2		NON-CONFERENCE	0- 0		0- 0		3- 0	
2- 0	0- 0		0- 0		HOME	0- 0		0- 0		2- 0	
1- 2	0- 0		0- 2		AWAY	0- 0		0- 0		1- 0	
0- 0	0- 0		0- 0		NEUTRAL	0- 0		0- 0		0- 0	
0- 0	0- 0		0- 0		CONFERENCE	0- 0		0- 0		0- 0	
0- 0	0- 0		0- 0		HOME	0- 0		0- 0		0- 0	
0- 0	0- 0		0- 0		AWAY	0- 0		0- 0		0- 0	
0- 0	0- 0		0- 0		NEUTRAL	0- 0		0- 0		0- 0	

RPI 1-25				RPI 26-50				RPI 51-100				RPI 101+ Team's RPI: 157			
RPI	S	Opponent	Score	RPI	S	Opponent	Score	RPI	S	Opponent	Score	RPI	S	Opponent	Score
				34	A	VCU	47 58					257	H	Presbyteria n	63 48
				41	A	Ohio	72 95					296	H	Grand Canyon	77 55
												350	A	N.C. Central	89 82
<hr/>															
LAST 12 Division I GAMES:															
				34	A	VCU	47 58								
				350	A	N.C. Central	89 82								
				296	H	Grand Canyon	77 55								
				257	H	Presbyteria n	63 48								
				41	A	Ohio	72 95								

Non-Div I Games: Belmont Abbey 74 58

UNCW

UNIU
N
I

UNI

Average RPI Win:	304	WON-LOST	WINNING	LAST 10	STRENGTH OF	OPP. STRENGTH	TEAM	ADJ.	CONF.	ADJ CONF.
Average RPI Loss:	101	RECORD	PCT. RANK	GAMES	SCHEDULE	OF SCHEDULE	RPI	RPI	RPI	RPI
DIV. I ONLY	1- 4	275	0- 1	40	259	215	215	9	9	
DIV. I NON-CONF.	1- 4	275	0- 1	40	259	215	215	9	9	

TOTALS	RPI 1-25	RPI 26-50	W-L RECORDS	RPI 51-100	RPI 101-150	RPI 150+				
1- 4	0- 0	0- 1	OVERALL	0- 1	0- 1	1- 1				
1- 3	0- 0	0- 0	HOME	0- 1	0- 1	1- 1				
0- 1	0- 0	0- 1	AWAY	0- 0	0- 0	0- 0				
0- 0	0- 0	0- 0	NEUTRAL	0- 0	0- 0	0- 0				
1- 4	0- 0	0- 1	NON-CONFERENCE	0- 1	0- 1	1- 1				
1- 3	0- 0	0- 0	HOME	0- 1	0- 1	1- 1				
0- 1	0- 0	0- 1	AWAY	0- 0	0- 0	0- 0				
0- 0	0- 0	0- 0	NEUTRAL	0- 0	0- 0	0- 0				
0- 0	0- 0	0- 0	CONFERENCE	0- 0	0- 0	0- 0				
0- 0	0- 0	0- 0	HOME	0- 0	0- 0	0- 0				
0- 0	0- 0	0- 0	AWAY	0- 0	0- 0	0- 0				
0- 0	0- 0	0- 0	NEUTRAL	0- 0	0- 0	0- 0				

RPI 1-25				RPI 26-50				RPI 51-100				RPI 101+ Team's RPI: 215			
RPI	S	Opponent	Score	RPI	S	Opponent	Score	RPI	S	Opponent	Score	RPI	S	Opponent	Score
				49	A	UC Irvine	55 57	85	H	Gonzaga	59 70	114	H	Middle Tenn.	62 66
												155	H	Wright St.	52 68
												304	H	UC Santa Barbara	69 51
LAST 12 Division I GAMES:															
304	H	UC Santa Barbara	69 51	85	H	Gonzaga	59 70	114	H	Middle Tenn.	62 66				
49	A	UC Irvine	55 57												
155	H	Wright St.	52 68												

Non-Div I Games:

UNLV

Average RPI Win: 350		WON-LOST	WINNING	LAST 10	STRENGTH OF		OPP. STRENGTH	TEAM	ADJ.	CONF.	ADJ CONF.
Average RPI Loss: 202		RECORD	PCT. RANK	GAMES	SCHEDULE		OF SCHEDULE	RPI	RPI	RPI	RPI
DIV. I ONLY		1- 5	290	0- 1	300		312	317	317	29	29
DIV. I NON-CONF.		1- 5	290	0- 1	300		312	317	317	29	29

TOTALS		RPI 1-25		RPI 26-50	W-L RECORDS		RPI 51-100	RPI 101-150		RPI 150+	
1- 5		0- 0		0- 0	OVERALL		0- 1	0- 1		1- 3	
0- 0		0- 0		0- 0	HOME		0- 0	0- 0		0- 0	
1- 5		0- 0		0- 0	AWAY		0- 1	0- 1		1- 3	
0- 0		0- 0		0- 0	NEUTRAL		0- 0	0- 0		0- 0	
1- 5		0- 0		0- 0	NON-CONFERENCE		0- 1	0- 1		1- 3	
0- 0		0- 0		0- 0	HOME		0- 0	0- 0		0- 0	
1- 5		0- 0		0- 0	AWAY		0- 1	0- 1		1- 3	
0- 0		0- 0		0- 0	NEUTRAL		0- 0	0- 0		0- 0	
0- 0		0- 0		0- 0	CONFERENCE		0- 0	0- 0		0- 0	
0- 0		0- 0		0- 0	HOME		0- 0	0- 0		0- 0	
0- 0		0- 0		0- 0	AWAY		0- 0	0- 0		0- 0	
0- 0		0- 0		0- 0	NEUTRAL		0- 0	0- 0		0- 0	

RPI 1-25				RPI 26-50				RPI 51-100				RPI 101+ Team's RPI: 317					
RPI	S	Opponent	Score	RPI	S	Opponent	Score	RPI	S	Opponent	Score	RPI	S	Opponent	Score		
								66	A	Vi rgi ni a Tech	45	96	147	A	Nebraska	64	87
												234	A	Furman	67	78	
												278	A	South Carolina St.	66	71	
												285	A	Omaha	69	96	
												350	A	N. C. Central	82	63	
LAST 12 Di vi si on I GAMES:																	
278	A	South Carolina St.	66	71	234	A	Furman	67	78	147	A	Nebraska	64	87			
350	A	N. C. Central	82	63	285	A	Omaha	69	96	66	A	Vi rgi ni a Tech	45	96			

Non-Div I Games: Converse 69 51

UT Arlington				Through Games Of Nov. 29, 2018																
Average RPI Win:		273	WON-LOST RECORD		WINNING PCT. RANK		LAST 10 GAMES		STRENGTH OF SCHEDULE		OPP. STRENGTH OF SCHEDULE		TEAM RPI		ADJ. RPI		CONF. RPI		ADJ CONF. RPI	
Average RPI Loss:		129																		
DIV. I ONLY			3- 2		125		1- 0		273		132		204		204		17		17	
DIV. I NON-CONF.			3- 2		125		1- 0		273		132		204		204		17		17	

TOTALS		RPI 1-25		RPI 26-50		W-L RECORDS		RPI 51-100		RPI 101-150		RPI 150+								
3- 2		0- 0		0- 0		OVERALL		0- 0		0- 2		3- 0								
2- 1		0- 0		0- 0		HOME		0- 0		0- 1		2- 0								
1- 1		0- 0		0- 0		AWAY		0- 0		0- 1		1- 0								
0- 0		0- 0		0- 0		NEUTRAL		0- 0		0- 0		0- 0								
3- 2		0- 0		0- 0		NON-CONFERENCE		0- 0		0- 2		3- 0								
2- 1		0- 0		0- 0		HOME		0- 0		0- 1		2- 0								
1- 1		0- 0		0- 0		AWAY		0- 0		0- 1		1- 0								
0- 0		0- 0		0- 0		NEUTRAL		0- 0		0- 0		0- 0								
0- 0		0- 0		0- 0		CONFERENCE		0- 0		0- 0		0- 0								
0- 0		0- 0		0- 0		HOME		0- 0		0- 0		0- 0								
0- 0		0- 0		0- 0		AWAY		0- 0		0- 0		0- 0								
0- 0		0- 0		0- 0		NEUTRAL		0- 0		0- 0		0- 0								

RPI 1-25				RPI 26-50				RPI 51-100				RPI 101+				Team's RPI: 204				
RPI	S	Opponent	Score	RPI	S	Opponent	Score	RPI	S	Opponent	Score	RPI	S	Opponent	Score					
												113 A Fresno St.				61	70			
												144 H Arkansas				65	66			
												255 H Grambling				78	54			
												271 A San Francisco				80	73			
												293 H Jackson St.				99	63			

LAST 12 Division I GAMES:																				
255 H Grambling				78	54	271 A San Francisco				80	73									
144 H Arkansas				65	66	113 A Fresno St.				61	70									
293 H Jackson St.				99	63															

Non-Div I Games:

UT Arlington

Average RPI	Win:	174	WON-LOST	WINNING	LAST 10	STRENGTH OF	OPP. STRENGTH	TEAM	ADJ.	CONF.	ADJ CONF.
Average RPI	Loss:	45	RECORD	PCT. RANK	GAMES	SCHEDULE	OF SCHEDULE	RPI	RPI	RPI	RPI
DIV. I ONLY		4- 2		96	1- 0	138	53	67	67	16	16
DIV. I NON-CONF.		4- 2		96	1- 0	138	53	67	67	16	16

TOTALS	RPI 1-25		RPI 26-50		W-L RECORDS	RPI 51-100		RPI 101-150		RPI 150+	
4- 2	0- 1		0- 0		OVERALL	1- 1		0- 0		3- 0	
3- 0	0- 0		0- 0		HOME	0- 0		0- 0		3- 0	
1- 2	0- 1		0- 0		AWAY	1- 1		0- 0		0- 0	
0- 0	0- 0		0- 0		NEUTRAL	0- 0		0- 0		0- 0	
4- 2	0- 1		0- 0		NON-CONFERENCE	1- 1		0- 0		3- 0	
3- 0	0- 0		0- 0		HOME	0- 0		0- 0		3- 0	
1- 2	0- 1		0- 0		AWAY	1- 1		0- 0		0- 0	
0- 0	0- 0		0- 0		NEUTRAL	0- 0		0- 0		0- 0	
0- 0	0- 0		0- 0		CONFERENCE	0- 0		0- 0		0- 0	
0- 0	0- 0		0- 0		HOME	0- 0		0- 0		0- 0	
0- 0	0- 0		0- 0		AWAY	0- 0		0- 0		0- 0	
0- 0	0- 0		0- 0		NEUTRAL	0- 0		0- 0		0- 0	

RPI 1-25				RPI 26-50				RPI 51-100				RPI 101+			
RPI	S	Opponent	Score	RPI	S	Opponent	Score	RPI	S	Opponent	Score	RPI	S	Opponent	Score
10	A	IUPUI	72 73					71	A	Chattanooga	81 79	181	H	Arkansas St.	97 91
								79	A	Northwestern	64 90	182	H	Samford	89 68
												262	H	Southern Ill.	95 94

Team's RPI: 67															
LAST 12 Division I GAMES:															
71	A	Chattanooga	81 79	10	A	IUPUI	72 73	262	H	Southern Ill.	95 94				
79	A	Northwestern	64 90					182	H	Samford	89 68				
181	H	Arkansas St.	97 91												

Non-Div I Games: Christian Bros. 108 82

UT Martin

U
T
E
P

UTEP				Through Games Of Nov. 29, 2018							
Average RPI	Win:	292	WON-LOST	WINNING	LAST 10	STRENGTH OF	OPP. STRENGTH	TEAM	ADJ.	CONF.	ADJ CONF.
Average RPI	Loss:	176	RECORD	PCT. RANK	GAMES	SCHEDULE	OF SCHEDULE	RPI	RPI	RPI	RPI
DIV. I ONLY			2- 4	217	0- 1	308	295	333	333	20	20
DIV. I NON-CONF.			2- 4	217	0- 1	308	295	333	333	20	20

TOTALS		RPI 1-25		RPI 26-50		W-L RECORDS		RPI 51-100		RPI 101-150	RPI 150+
2- 4		0- 0		0- 0		OVERALL		0- 1		0- 0	2- 3
2- 3		0- 0		0- 0		HOME		0- 1		0- 0	2- 2
0- 1		0- 0		0- 0		AWAY		0- 0		0- 0	0- 1
0- 0		0- 0		0- 0		NEUTRAL		0- 0		0- 0	0- 0
2- 4		0- 0		0- 0		NON-CONFERENCE		0- 1		0- 0	2- 3
2- 3		0- 0		0- 0		HOME		0- 1		0- 0	2- 2
0- 1		0- 0		0- 0		AWAY		0- 0		0- 0	0- 1
0- 0		0- 0		0- 0		NEUTRAL		0- 0		0- 0	0- 0
0- 0		0- 0		0- 0		CONFERENCE		0- 0		0- 0	0- 0
0- 0		0- 0		0- 0		HOME		0- 0		0- 0	0- 0
0- 0		0- 0		0- 0		AWAY		0- 0		0- 0	0- 0
0- 0		0- 0		0- 0		NEUTRAL		0- 0		0- 0	0- 0

U
T
E
P

RPI 1-25				RPI 26-50				RPI 51-100				RPI 101+ Team's RPI: 333			
RPI	S	Opponent	Score	RPI	S	Opponent	Score	RPI	S	Opponent	Score	RPI	S	Opponent	Score
								87	H	Abilene Christian	69 70	153	H	New Mexico St.	65 69
												199	H	Nicholls St.	56 58
												232	H	CSU Bakersfield	53 47
												264	A	Weber St.	63 68
												351	H	Alcorn	77 51

LAST 12 Division I GAMES:															
153	H	New Mexico St.	65 69	264	A	Weber St.	63 68								
232	H	CSU Bakersfield	53 47	87	H	Abilene Christian	69 70								
351	H	Alcorn	77 51	199	H	Nicholls St.	56 58								

Non-Div I Games:

UTEP

Average RPI Win: 348

Average RPI Loss: 225

WON-LOST
RECORDWINNING
PCT. RANKLAST 10
GAMESSTRENGTH OF
SCHEDULEOPP. STRENGTH
OF SCHEDULETEAM
RPIADJ.
RPICONF.
RPIADJ CONF.
RPIDIV. I ONLY
DIV. I NON-CONF.1- 3
1- 3264
2640- 0
0- 0343
343265
265337
337337
33730
3030
30

TOTALS

RPI 1-25

RPI 26-50

W-L RECORDS

RPI 51-100

RPI 101-150

RPI 150+

1- 3
0- 1
1- 2
0- 00- 0
0- 0
0- 0
0- 00- 0
0- 0
0- 0
0- 0OVERALL
HOME
AWAY
NEUTRAL0- 0
0- 0
0- 0
0- 00- 0
0- 0
0- 0
0- 01- 3
0- 1
1- 2
0- 01- 3
0- 1
1- 2
0- 00- 0
0- 0
0- 0
0- 00- 0
0- 0
0- 0
0- 0NON-CONFERENCE
HOME
AWAY
NEUTRAL0- 0
0- 0
0- 0
0- 00- 0
0- 0
0- 0
0- 01- 3
0- 1
1- 2
0- 00- 0
0- 0
0- 0
0- 00- 0
0- 0
0- 0
0- 00- 0
0- 0
0- 0
0- 0CONFERENCE
HOME
AWAY
NEUTRAL0- 0
0- 0
0- 0
0- 00- 0
0- 0
0- 0
0- 00- 0
0- 0
0- 0
0- 0

RPI 1-25

RPI S Opponent Score

RPI 26-50

RPI S Opponent Score

RPI 51-100

RPI S Opponent Score

RPI 101+

Team's RPI: 337

RPI	S	Opponent	Score
211	A	Massachusetts	70 74
228	A	UTSA	58 61
235	H	A&M-Corpus Christi	49 59
348	A	Canisius	57 53

LAST 12 Division I GAMES:

211	A	Massachusetts	70	74	235	H	A&M-Corpus Christi	49	59
348	A	Canisius	57	53					
228	A	UTSA	58	61					

Non-Div I Games:

Texas Lutheran

82 38

UNKNOWN

74 43

UTRGV

Loss,
 Non-Conf, S Site,
 H Home
A Away
 N Neutral

Average RPI Win:	301	WON-LOST	WINNING	LAST 10	STRENGTH OF	OPP. STRENGTH	TEAM	ADJ.	CONF.	ADJ CONF.
Average RPI Loss:	124	RECORD	PCT. RANK	GAMES	SCHEDULE	OF SCHEDULE	RPI	RPI	RPI	RPI
DIV. I ONLY	2- 5	249	0- 1	68	329	228	228	20	20	
DIV. I NON-CONF.	2- 5	249	0- 1	68	329	228	228	20	20	

TOTALS	RPI 1-25	RPI 26-50	W-L RECORDS	RPI 51-100	RPI 101-150	RPI 150+				
2- 5	0- 1	0- 1	OVERALL	0- 0	0- 0	2- 3				
2- 2	0- 1	0- 0	HOME	0- 0	0- 0	2- 1				
0- 2	0- 0	0- 1	AWAY	0- 0	0- 0	0- 1				
0- 1	0- 0	0- 0	NEUTRAL	0- 0	0- 0	0- 1				
2- 5	0- 1	0- 1	NON-CONFERENCE	0- 0	0- 0	2- 3				
2- 2	0- 1	0- 0	HOME	0- 0	0- 0	2- 1				
0- 2	0- 0	0- 1	AWAY	0- 0	0- 0	0- 1				
0- 1	0- 0	0- 0	NEUTRAL	0- 0	0- 0	0- 1				
0- 0	0- 0	0- 0	CONFERENCE	0- 0	0- 0	0- 0				
0- 0	0- 0	0- 0	HOME	0- 0	0- 0	0- 0				
0- 0	0- 0	0- 0	AWAY	0- 0	0- 0	0- 0				
0- 0	0- 0	0- 0	NEUTRAL	0- 0	0- 0	0- 0				

RPI 1-25				RPI 26-50				RPI 51-100				RPI 101+				Team's RPI: 228
RPI	S	Opponent	Score	RPI	S	Opponent	Score	RPI	S	Opponent	Score	RPI	S	Opponent	Score	
10	H	IUPUI	50 58	28	A	Texas	54 98					161	A	Seton Hall I	53 84	
												207	H	Texas St.	60 68	
												216	N	UMBC	58 72	
												264	H	Weber St.	66 59	
												337	H	UTRGV	61 58	
LAST 12 Division I GAMES:																
161	A	Seton Hall I	53 84	28	A	Texas	54 98	264	H	Weber St.	66 59	10	H	IUPUI	50 58	
216	N	UMBC	58 72					207	H	Texas St.	60 68	337	H	UTRGV	61 58	

Non-Div I Games: Concordia (TX) 78 51

UTSA

Average RPI Win:	181	WON-LOST	WINNING	LAST 10	STRENGTH OF	OPP. STRENGTH	TEAM	ADJ.	CONF.	ADJ CONF.
Average RPI Loss:	0	RECORD	PCT. RANK	GAMES	SCHEDULE	OF SCHEDULE	RPI	RPI	RPI	RPI
DIV. I ONLY	6- 0	1	1- 0	332	13	106	106	2	2	
DIV. I NON-CONF.	6- 0	1	1- 0	332	13	106	106	2	2	

TOTALS	RPI 1-25	RPI 26-50	W-L RECORDS	RPI 51-100	RPI 101-150	RPI 150+				
6- 0	1- 0	0- 0	OVERALL	1- 0	1- 0	3- 0				
4- 0	1- 0	0- 0	HOME	0- 0	1- 0	2- 0				
2- 0	0- 0	0- 0	AWAY	1- 0	0- 0	1- 0				
0- 0	0- 0	0- 0	NEUTRAL	0- 0	0- 0	0- 0				
6- 0	1- 0	0- 0	NON-CONFERENCE	1- 0	1- 0	3- 0				
4- 0	1- 0	0- 0	HOME	0- 0	1- 0	2- 0				
2- 0	0- 0	0- 0	AWAY	1- 0	0- 0	1- 0				
0- 0	0- 0	0- 0	NEUTRAL	0- 0	0- 0	0- 0				
0- 0	0- 0	0- 0	CONFERENCE	0- 0	0- 0	0- 0				
0- 0	0- 0	0- 0	HOME	0- 0	0- 0	0- 0				
0- 0	0- 0	0- 0	AWAY	0- 0	0- 0	0- 0				
0- 0	0- 0	0- 0	NEUTRAL	0- 0	0- 0	0- 0				

RPI 1-25				RPI 26-50				RPI 51-100				RPI 101+				Team's RPI: 106
RPI	S	Opponent	Score	RPI	S	Opponent	Score	RPI	S	Opponent	Score	RPI	S	Opponent	Score	
18	H	Al abama	72 62					98	A	Nevada	74 52	126	H	Idaho St.	74 60	
												272	A	Eastern Wash.	95 51	
												277	H	Seattle U	89 62	
												297	H	Long Beach St.	82 59	
LAST 12 Division I GAMES:																
277	H	Seattle U	89 62	18	H	Al abama	72 62									
272	A	Eastern Wash.	95 51	98	A	Nevada	74 52									
126	H	Idaho St.	74 60													
297	H	Long Beach St.	82 59													

Non-Div I Games:

Utah

Average RPI Win: 287

Average RPI Loss: 50

WON-LOST
RECORDWINNING
PCT. RANKLAST 10
GAMESSTRENGTH OF
SCHEDULEOPP. STRENGTH
OF SCHEDULETEAM
RPIADJ.
RPICONF.
RPIADJ CONF.
RPIDIV. I ONLY
DIV. I NON-CONF.1- 5
1- 5290
2900- 1
0- 15
5233
23372
7272
729
99
9

TOTALS

RPI 1-25

RPI 26-50

W-L RECORDS

RPI 51-100

RPI 101-150

RPI 150+

1- 5

0- 2

0- 1

OVERALL

0- 1

0- 1

1- 0

0- 2

0- 1

0- 0

HOME

0- 0

0- 1

0- 0

1- 1

0- 0

0- 0

AWAY

0- 1

0- 0

1- 0

0- 2

0- 1

0- 1

NEUTRAL

0- 0

0- 0

0- 0

1- 5

0- 2

0- 1

NON-CONFERENCE

0- 1

0- 1

1- 0

0- 2

0- 1

0- 0

HOME

0- 0

0- 1

0- 0

1- 1

0- 0

0- 0

AWAY

0- 1

0- 0

1- 0

0- 2

0- 1

0- 1

NEUTRAL

0- 0

0- 0

0- 0

0- 0

0- 0

0- 0

CONFERENCE

0- 0

0- 0

0- 0

0- 0

0- 0

0- 0

HOME

0- 0

0- 0

0- 0

0- 0

0- 0

0- 0

AWAY

0- 0

0- 0

0- 0

0- 0

0- 0

0- 0

NEUTRAL

0- 0

0- 0

0- 0

RPI 1-25

RPI 26-50

RPI 51-100

Team's RPI: 72

RPI 101+

RPI	S	Opponent	Score
4	H	Oregon	58 88
9	N	Col orado	68 78

RPI	S	Opponent	Score
38	N	Southern Cal i forn i a	46 55

RPI	S	Opponent	Score
95	A	Portl and	54 61

RPI	S	Opponent	Score
104	H	BYU	57 62
287	A	Washi ngton St.	72 61

LAST 12 Divisi on I GAMES:

4	H	Oregon	58	88	95	A	Portl and	54	61
287	A	Washi ngton St.	72	61	9	N	Col orado	68	78
					38	N	Southern Cal i forn i a	46	55
					104	H	BYU	57	62

Non-Di v I Games:

Northern N.M.

106 35

Utah St.

Average RPI Win:	304	WON-LOST	WINNING	LAST 10	STRENGTH OF	OPP. STRENGTH	TEAM	ADJ.	CONF.	ADJ CONF.
Average RPI Loss:	100	RECORD	PCT. RANK	GAMES	SCHEDULE	OF SCHEDULE	RPI	RPI	RPI	RPI

DIV. I ONLY	1- 2	217	0- 1	108	270	259	259	30	30
DIV. I NON-CONF.	1- 2	217	0- 1	108	270	259	259	30	30
TOTALS	RPI 1-25	RPI 26-50	W-L RECORDS	RPI 51-100	RPI 101-150	RPI 150+			
1- 2	0- 0	0- 0	OVERALL	0- 1	0- 1	1- 0			
1- 2	0- 0	0- 0	HOME	0- 1	0- 1	1- 0			
0- 0	0- 0	0- 0	AWAY	0- 0	0- 0	0- 0			
0- 0	0- 0	0- 0	NEUTRAL	0- 0	0- 0	0- 0			
1- 2	0- 0	0- 0	NON-CONFERENCE	0- 1	0- 1	1- 0			
1- 2	0- 0	0- 0	HOME	0- 1	0- 1	1- 0			
0- 0	0- 0	0- 0	AWAY	0- 0	0- 0	0- 0			
0- 0	0- 0	0- 0	NEUTRAL	0- 0	0- 0	0- 0			
0- 0	0- 0	0- 0	CONFERENCE	0- 0	0- 0	0- 0			
0- 0	0- 0	0- 0	HOME	0- 0	0- 0	0- 0			
0- 0	0- 0	0- 0	AWAY	0- 0	0- 0	0- 0			
0- 0	0- 0	0- 0	NEUTRAL	0- 0	0- 0	0- 0			

RPI 1-25				RPI 26-50				RPI 51-100				RPI 101+				Team's RPI: 259	
RPI	S	Opponent	Score	RPI	S	Opponent	Score	RPI	S	Opponent	Score	RPI	S	Opponent	Score		
								95	H	Portland	60	65	104	H	BYU	51	77
												304	H	UC Santa Barbara	63	54	
LAST 12 Division I GAMES:																	
				104	H	BYU	51	77									
				95	H	Portland	60	65									
				304	H	UC Santa Barbara	63	54									

Non-Div I Games: Ottawa (AZ) 90 61 La Verne 86 79 Arizona Christian 76 68

Utah Valley

Average RPI Win:	213	WON-LOST	WINNING	LAST 10	STRENGTH OF	OPP. STRENGTH	TEAM	ADJ.	CONF.	ADJ CONF.
Average RPI Loss:	13	RECORD	PCT. RANK	GAMES	SCHEDULE	OF SCHEDULE	RPI	RPI	RPI	RPI
DIV. I ONLY	5- 2	88	1- 0	66	124	34	34	18	18	
DIV. I NON-CONF.	5- 2	88	1- 0	66	124	34	34	18	18	

TOTALS	RPI 1-25	RPI 26-50	W-L RECORDS	RPI 51-100	RPI 101-150	RPI 150+				
5- 2	0- 2	0- 0	OVERALL	0- 0	1- 0	4- 0				
3- 0	0- 0	0- 0	HOME	0- 0	0- 0	3- 0				
1- 1	0- 1	0- 0	AWAY	0- 0	1- 0	0- 0				
1- 1	0- 1	0- 0	NEUTRAL	0- 0	0- 0	1- 0				
5- 2	0- 2	0- 0	NON-CONFERENCE	0- 0	1- 0	4- 0				
3- 0	0- 0	0- 0	HOME	0- 0	0- 0	3- 0				
1- 1	0- 1	0- 0	AWAY	0- 0	1- 0	0- 0				
1- 1	0- 1	0- 0	NEUTRAL	0- 0	0- 0	1- 0				
0- 0	0- 0	0- 0	CONFERENCE	0- 0	0- 0	0- 0				
0- 0	0- 0	0- 0	HOME	0- 0	0- 0	0- 0				
0- 0	0- 0	0- 0	AWAY	0- 0	0- 0	0- 0				
0- 0	0- 0	0- 0	NEUTRAL	0- 0	0- 0	0- 0				

RPI	S	Opponent	Score	RPI	S	Opponent	Score	RPI	S	Opponent	Score	RPI	S	Opponent	Score
10	N	IUPUI	61 63									130	A	William & Mary	72 55
15	A	North Carolina	47 59									157	H	UNCW	58 47
												169	H	Wake Forest	53 40
												264	N	Weber St.	64 36
												343	H	Longwood	84 55

Team's RPI: 34															
LAST 12 Division I GAMES:															
				157	H	UNCW	58 47	10	N	IUPUI	61 63				
								264	N	Weber St.	64 36				
								169	H	Wake Forest	53 40				
								15	A	North Carolina	47 59				
								343	H	Longwood	84 55				
								130	A	William & Mary	72 55				

Non-Div I Games:

VCU

Average RPI Win:	300	WON-LOST	WINNING	LAST 10	STRENGTH OF	OPP. STRENGTH	TEAM	ADJ.	CONF.	ADJ CONF.
Average RPI Loss:	180	RECORD	PCT. RANK	GAMES	SCHEDULE	OF SCHEDULE	RPI	RPI	RPI	RPI
DIV. I ONLY	2- 5	249	1- 0	293	239	301	301	15	15	
DIV. I NON-CONF.	2- 5	249	1- 0	293	239	301	301	15	15	

TOTALS	RPI 1-25	RPI 26-50	W-L RECORDS	RPI 51-100	RPI 101-150	RPI 150+				
2- 5	0- 0	0- 0	OVERALL	0- 1	0- 0	2- 4				
0- 2	0- 0	0- 0	HOME	0- 1	0- 0	0- 1				
1- 3	0- 0	0- 0	AWAY	0- 0	0- 0	1- 3				
1- 0	0- 0	0- 0	NEUTRAL	0- 0	0- 0	1- 0				
2- 5	0- 0	0- 0	NON-CONFERENCE	0- 1	0- 0	2- 4				
0- 2	0- 0	0- 0	HOME	0- 1	0- 0	0- 1				
1- 3	0- 0	0- 0	AWAY	0- 0	0- 0	1- 3				
1- 0	0- 0	0- 0	NEUTRAL	0- 0	0- 0	1- 0				
0- 0	0- 0	0- 0	CONFERENCE	0- 0	0- 0	0- 0				
0- 0	0- 0	0- 0	HOME	0- 0	0- 0	0- 0				
0- 0	0- 0	0- 0	AWAY	0- 0	0- 0	0- 0				
0- 0	0- 0	0- 0	NEUTRAL	0- 0	0- 0	0- 0				

RPI 1-25				RPI 26-50				RPI 51-100				RPI 101+				Team's RPI: 301
RPI	S	Opponent	Score	RPI	S	Opponent	Score	RPI	S	Opponent	Score	RPI	S	Opponent	Score	
								100	H	Toledo	59 65	168	H	North Dakota	56 62	
												193	A	Morehead St.	62 68	
												218	A	UIC	65 75	
												223	A	Illinois	54 73	
												268	N	St. Francis Brooklyn	78 76	
												331	A	Chicago St.	76 70	

LAST 12 Division I GAMES:																
				331	A	Chicago St.	76 70	218	A	UIC	65 75					
				100	H	Toledo	59 65									
				268	N	St. Francis Brooklyn	78 76									
				193	A	Morehead St.	62 68									
				223	A	Illinois	54 73									
				168	H	North Dakota	56 62									

Non-Div I Games:

Valparaiso

Average RPI	Win: 300	WON-LOST	WINNING	LAST 10	STRENGTH OF	OPP. STRENGTH	TEAM	ADJ.	CONF.	ADJ CONF.
Average RPI	Loss: 74	RECORD	PCT. RANK	GAMES	SCHEDULE	OF SCHEDULE	RPI	RPI	RPI	RPI
DIV. I ONLY	3- 4	187	1- 0	52	203	158	158	4	4	
DIV. I NON-CONF.	3- 4	187	1- 0	52	203	158	158	4	4	

TOTALS	RPI 1-25	RPI 26-50	W-L RECORDS	RPI 51-100	RPI 101-150	RPI 150+				
3- 4	0- 2	0- 0	OVERALL	0- 0	0- 1	3- 1				
3- 1	0- 0	0- 0	HOME	0- 0	0- 0	3- 1				
0- 2	0- 1	0- 0	AWAY	0- 0	0- 1	0- 0				
0- 1	0- 1	0- 0	NEUTRAL	0- 0	0- 0	0- 0				
3- 4	0- 2	0- 0	NON-CONFERENCE	0- 0	0- 1	3- 1				
3- 1	0- 0	0- 0	HOME	0- 0	0- 0	3- 1				
0- 2	0- 1	0- 0	AWAY	0- 0	0- 1	0- 0				
0- 1	0- 1	0- 0	NEUTRAL	0- 0	0- 0	0- 0				
0- 0	0- 0	0- 0	CONFERENCE	0- 0	0- 0	0- 0				
0- 0	0- 0	0- 0	HOME	0- 0	0- 0	0- 0				
0- 0	0- 0	0- 0	AWAY	0- 0	0- 0	0- 0				
0- 0	0- 0	0- 0	NEUTRAL	0- 0	0- 0	0- 0				

RPI 1-25				RPI 26-50				RPI 51-100				RPI 101+ Team's RPI: 158			
RPI	S	Opponent	Score	RPI	S	Opponent	Score	RPI	S	Opponent	Score	RPI	S	Opponent	Score
3	N	UConn	42 80									114	A	Mi dd l e Tenn.	58 65
5	A	NC State	54 74									172	H	North Ala.	71 74
												257	H	Presbyter i an	78 43
												310	H	Tennessee St.	89 63
												334	H	Austin Peay	99 70

LAST 12 Divi s i on I GAMES:															
114	A	Mi dd l e Tenn.	58 65	257	H	Presbyter i an	78 43	3	N	UConn	42 80				
172	H	North Ala.	71 74	310	H	Tennessee St.	89 63	5	A	NC State	54 74				
				334	H	Austin Peay	99 70								

Non-Di v I Games:

Vanderbi l t

Average RPI Win:	294	WON-LOST	WINNING	LAST 10	STRENGTH OF	OPP. STRENGTH	TEAM	ADJ.	CONF.	ADJ CONF.
Average RPI Loss:	181	RECORD	PCT. RANK	GAMES	SCHEDULE	OF SCHEDULE	RPI	RPI	RPI	RPI

DIV. I ONLY	2- 4	217	0- 1	203	291	302	302	25	25
DIV. I NON-CONF.	2- 4	217	0- 1	203	291	302	302	25	25
TOTALS	RPI 1-25	RPI 26-50	W-L RECORDS	RPI 51-100	RPI 101-150	RPI 150+			
2- 4	0- 0	0- 0	OVERALL	0- 0	0- 3	2- 1			
2- 4	0- 0	0- 0	HOME	0- 0	0- 3	2- 1			
0- 0	0- 0	0- 0	AWAY	0- 0	0- 0	0- 0			
0- 0	0- 0	0- 0	NEUTRAL	0- 0	0- 0	0- 0			
2- 4	0- 0	0- 0	NON-CONFERENCE	0- 0	0- 3	2- 1			
2- 4	0- 0	0- 0	HOME	0- 0	0- 3	2- 1			
0- 0	0- 0	0- 0	AWAY	0- 0	0- 0	0- 0			
0- 0	0- 0	0- 0	NEUTRAL	0- 0	0- 0	0- 0			
0- 0	0- 0	0- 0	CONFERENCE	0- 0	0- 0	0- 0			
0- 0	0- 0	0- 0	HOME	0- 0	0- 0	0- 0			
0- 0	0- 0	0- 0	AWAY	0- 0	0- 0	0- 0			
0- 0	0- 0	0- 0	NEUTRAL	0- 0	0- 0	0- 0			

RPI 1-25				RPI 26-50				RPI 51-100				RPI 101+				Team's RPI: 302	
RPI	S	Opponent	Score	RPI	S	Opponent	Score	RPI	S	Opponent	Score	RPI	S	Opponent	Score		
												123	H	Drexel	44	60	
												136	H	Hol y Cross	40	65	
												150	H	Rhode I sl and	58	61	
												282	H	Ri der	54	49	
												305	H	Wagner	56	54	
												313	H	Dartmouth	42	66	
LAST 12 Division I GAMES:																	
												313	H	Dartmouth	42	66	
												282	H	Ri der	54	49	

Non-Div I Games: Norwich 78 28

Vermont

Average RPI	Win: 230	WON-LOST	WINNING	LAST 10	STRENGTH OF	OPP. STRENGTH	TEAM	ADJ.	CONF.	ADJ CONF.
Average RPI	Loss: 63	RECORD	PCT. RANK	GAMES	SCHEDULE	OF SCHEDULE	RPI	RPI	RPI	RPI
DIV. I ONLY	4- 2	96	1- 0	145	165	121	121	7	7	
DIV. I NON-CONF.	4- 2	96	1- 0	145	165	121	121	7	7	
TOTALS	RPI 1-25	RPI 26-50	W-L RECORDS	RPI 51-100	RPI 101-150	RPI 150+				
4- 2	0- 0	0- 0	OVERALL	0- 2	0- 0	4- 0				
3- 0	0- 0	0- 0	HOME	0- 0	0- 0	3- 0				
1- 1	0- 0	0- 0	AWAY	0- 1	0- 0	1- 0				
0- 1	0- 0	0- 0	NEUTRAL	0- 1	0- 0	0- 0				
4- 2	0- 0	0- 0	NON-CONFERENCE	0- 2	0- 0	4- 0				
3- 0	0- 0	0- 0	HOME	0- 0	0- 0	3- 0				
1- 1	0- 0	0- 0	AWAY	0- 1	0- 0	1- 0				
0- 1	0- 0	0- 0	NEUTRAL	0- 1	0- 0	0- 0				
0- 0	0- 0	0- 0	CONFERENCE	0- 0	0- 0	0- 0				
0- 0	0- 0	0- 0	HOME	0- 0	0- 0	0- 0				
0- 0	0- 0	0- 0	AWAY	0- 0	0- 0	0- 0				
0- 0	0- 0	0- 0	NEUTRAL	0- 0	0- 0	0- 0				

RPI 1-25	RPI 26-50	RPI 51-100	RPI 101+	Team's RPI: 121
RPI S Opponent Score	RPI S Opponent Score	RPI S Opponent Score	RPI S Opponent Score	
		60 A UCF 56 71	159 A Lehigh 70 48	
		66 N Virginia Tech 59 61	202 H Hartford 59 41	
			233 H Princeton 67 46	
			326 H La Salle 81 68	
LAST 12 Division I GAMES:				
159 A Lehigh 70 48	233 H Princeton 67 46	60 A UCF 56 71		
202 H Hartford 59 41	66 N Virginia Tech 59 61	326 H La Salle 81 68		

Non-Div I Games:

Villanova

Average RPI Win:	186	WON-LOST	WINNING	LAST 10	STRENGTH OF	OPP. STRENGTH	TEAM	ADJ.	CONF.	ADJ CONF.
Average RPI Loss:	89	RECORD	PCT. RANK	GAMES	SCHEDULE	OF SCHEDULE	RPI	RPI	RPI	RPI
DIV. I ONLY	2- 5	249	0- 1	18	272	125	125	1	1	
DIV. I NON-CONF.	2- 5	249	0- 1	18	272	125	125	1	1	

TOTALS	RPI 1-25	RPI 26-50	W-L RECORDS	RPI 51-100	RPI 101-150	RPI 150+				
2- 5	0- 1	1- 0	OVERALL	0- 3	0- 0	1- 1				
1- 3	0- 0	0- 0	HOME	0- 2	0- 0	1- 1				
1- 2	0- 1	1- 0	AWAY	0- 1	0- 0	0- 0				
0- 0	0- 0	0- 0	NEUTRAL	0- 0	0- 0	0- 0				
2- 5	0- 1	1- 0	NON-CONFERENCE	0- 3	0- 0	1- 1				
1- 3	0- 0	0- 0	HOME	0- 2	0- 0	1- 1				
1- 2	0- 1	1- 0	AWAY	0- 1	0- 0	0- 0				
0- 0	0- 0	0- 0	NEUTRAL	0- 0	0- 0	0- 0				
0- 0	0- 0	0- 0	CONFERENCE	0- 0	0- 0	0- 0				
0- 0	0- 0	0- 0	HOME	0- 0	0- 0	0- 0				
0- 0	0- 0	0- 0	AWAY	0- 0	0- 0	0- 0				
0- 0	0- 0	0- 0	NEUTRAL	0- 0	0- 0	0- 0				

RPI 1-25				RPI 26-50				RPI 51-100				RPI 101+ Team's RPI: 125			
RPI	S	Opponent	Score	RPI	S	Opponent	Score	RPI	S	Opponent	Score	RPI	S	Opponent	Score
21	A	Kentucky	51 63	44	A	Old Domini on	73 67	57	A	Michigan St.	66 91	217	H	Saint Louis	65 67
								68	H	Central Mi ch.	61 74	327	H	N. C. A&T	67 57
								84	H	Missi ssi ppi St.	44 72				
LAST 12 Division I GAMES:															
57	A	Michigan St.	66 91	44	A	Old Domini on	73 67	217	H	Saint Louis	65 67	68	H	Central Mi ch.	61 74
217	H	Saint Louis	65 67	21	A	Kentucky	51 63	84	H	Missi ssi ppi St.	44 72	327	H	N. C. A&T	67 57

Non-Div I Games:

Virginia

Average RPI	Win:	210	WON-LOST	WINNING	LAST 10	STRENGTH OF	OPP. STRENGTH	TEAM	ADJ.	CONF.	ADJ CONF.
Average RPI	Loss:	0	RECORD	PCT. RANK	GAMES	SCHEDULE	OF SCHEDULE	RPI	RPI	RPI	RPI
DIV. I ONLY		8- 0		1	1- 0	267	99	66	66	1	1
DIV. I NON-CONF.		8- 0		1	1- 0	267	99	66	66	1	1

TOTALS	RPI 1-25		RPI 26-50		W-L RECORDS	RPI 51-100		RPI 101-150		RPI 150+	
8- 0	0- 0		0- 0		OVERALL	1- 0		2- 0		5- 0	
5- 0	0- 0		0- 0		HOME	1- 0		1- 0		3- 0	
1- 0	0- 0		0- 0		AWAY	0- 0		0- 0		1- 0	
2- 0	0- 0		0- 0		NEUTRAL	0- 0		1- 0		1- 0	
8- 0	0- 0		0- 0		NON-CONFERENCE	1- 0		2- 0		5- 0	
5- 0	0- 0		0- 0		HOME	1- 0		1- 0		3- 0	
1- 0	0- 0		0- 0		AWAY	0- 0		0- 0		1- 0	
2- 0	0- 0		0- 0		NEUTRAL	0- 0		1- 0		1- 0	
0- 0	0- 0		0- 0		CONFERENCE	0- 0		0- 0		0- 0	
0- 0	0- 0		0- 0		HOME	0- 0		0- 0		0- 0	
0- 0	0- 0		0- 0		AWAY	0- 0		0- 0		0- 0	
0- 0	0- 0		0- 0		NEUTRAL	0- 0		0- 0		0- 0	

RPI 1-25				RPI 26-50				RPI 51-100				RPI 101+			
RPI	S	Opponent	Score	RPI	S	Opponent	Score	RPI	S	Opponent	Score	RPI	S	Opponent	Score
								71	H	Chattanooga	74 59	121	N	Villanova	61 59
												141	H	Monmouth	82 49
												152	H	Rutgers	67 51
												270	H	Ga. Southern	78 49
												290	A	Liberty	72 61
												314	N	Richmond	85 57
												317	H	USC Upstate	96 45

LAST 12 Division I GAMES:															
				71	H	Chattanooga	74 59					152	H	Rutgers	67 51
				141	H	Monmouth	82 49					314	N	Richmond	85 57
				290	A	Liberty	72 61					121	N	Villanova	61 59
				270	H	Ga. Southern	78 49								
				317	H	USC Upstate	96 45								

Non-Div I Games:

Virginia Tech

Average RPI Win: 343

Average RPI Loss: 202

WON-LOST
RECORDWINNING
PCT. RANKLAST 10
GAMESSTRENGTH OF
SCHEDULEOPP. STRENGTH
OF SCHEDULETEAM
RPIADJ.
RPICONF.
RPIADJ CONF.
RPIDIV. I ONLY
DIV. I NON-CONF.1- 6
1- 6305
3050- 1
0- 1231
231290
290305
305305
30531
3131
31

TOTALS

RPI 1-25

RPI 26-50

W-L RECORDS

RPI 51-100

RPI 101-150

RPI 150+

1- 6
0- 2
1- 3
0- 10- 0
0- 0
0- 0
0- 00- 0
0- 0
0- 0
0- 0OVERALL
HOME
AWAY
NEUTRAL0- 1
0- 0
0- 1
0- 00- 0
0- 0
0- 0
0- 01- 5
0- 2
1- 2
0- 11- 6
0- 2
1- 3
0- 10- 0
0- 0
0- 0
0- 00- 0
0- 0
0- 0
0- 0NON-CONFERENCE
HOME
AWAY
NEUTRAL0- 1
0- 0
0- 1
0- 00- 0
0- 0
0- 0
0- 01- 5
0- 2
1- 2
0- 10- 0
0- 0
0- 0
0- 00- 0
0- 0
0- 0
0- 00- 0
0- 0
0- 0
0- 0CONFERENCE
HOME
AWAY
NEUTRAL0- 0
0- 0
0- 0
0- 00- 0
0- 0
0- 0
0- 00- 0
0- 0
0- 0
0- 0

RPI 1-25

RPI 26-50

RPI 51-100

RPI 101+

Team's RPI: 305

RPI S Opponent Score

RPI S Opponent Score

RPI S Opponent Score

RPI S Opponent Score

92 A Fordham 59 80

161 A Seton Hall 40 95

174 H Yale 41 74

210 N Siena 71 74

273 H Lafayette 43 66

302 A Vermont 54 56

343 A Longwood 86 60

LAST 12 Division I GAMES:

210 N Siena 71 74

174 H Yale 41 74

302 A Vermont 54 56

273 H Lafayette 43 66

343 A Longwood 86 60

92 A Fordham 59 80

161 A Seton Hall 40 95

W
a
g
n
e
rW
a
g
n
e
r

Non-Div I Games:

Wagner

Average RPI	Win:	272	WON-LOST	WINNING	LAST 10	STRENGTH OF	OPP. STRENGTH	TEAM	ADJ.	CONF.	ADJ CONF.
Average RPI	Loss:	77	RECORD	PCT. RANK	GAMES	SCHEDULE	OF SCHEDULE	RPI	RPI	RPI	RPI
DIV. I ONLY		3- 4		187	0- 1	39	274	169	169	1	1
DIV. I NON-CONF.		3- 4		187	0- 1	39	274	169	169	1	1

TOTALS	RPI 1-25		RPI 26-50		W-L RECORDS	RPI 51-100		RPI 101-150		RPI 150+	
3- 4	0- 0		0- 2		OVERALL	0- 1		0- 1		3- 0	
3- 2	0- 0		0- 1		HOME	0- 1		0- 0		3- 0	
0- 2	0- 0		0- 1		AWAY	0- 0		0- 1		0- 0	
0- 0	0- 0		0- 0		NEUTRAL	0- 0		0- 0		0- 0	
3- 4	0- 0		0- 2		NON-CONFERENCE	0- 1		0- 1		3- 0	
3- 2	0- 0		0- 1		HOME	0- 1		0- 0		3- 0	
0- 2	0- 0		0- 1		AWAY	0- 0		0- 1		0- 0	
0- 0	0- 0		0- 0		NEUTRAL	0- 0		0- 0		0- 0	
0- 0	0- 0		0- 0		CONFERENCE	0- 0		0- 0		0- 0	
0- 0	0- 0		0- 0		HOME	0- 0		0- 0		0- 0	
0- 0	0- 0		0- 0		AWAY	0- 0		0- 0		0- 0	
0- 0	0- 0		0- 0		NEUTRAL	0- 0		0- 0		0- 0	

RPI 1-25				RPI 26-50				RPI 51-100				RPI 101+ Team's RPI: 169			
RPI	S	Opponent	Score	RPI	S	Opponent	Score	RPI	S	Opponent	Score	RPI	S	Opponent	Score
				34	A	VCU	40 53	86	H	Xavier	50 62	142	A	East Carolina	61 70
				46	H	Indiana	73 87					247	H	Mercer	69 54
												256	H	Towson	60 53
												314	H	Richmond	62 48

LAST 12 Division I GAMES:															
				46	H	Indiana	73 87	256	H	Towson	60 53				
				142	A	East Carolina	61 70								
				86	H	Xavier	50 62								
				34	A	VCU	40 53								
				314	H	Richmond	62 48								
				247	H	Mercer	69 54								

Non-Div I Games:

Wake Forest

Average RPI	Win:	139	WON-LOST	WINNING	LAST 10	STRENGTH OF	OPP. STRENGTH	TEAM	ADJ.	CONF.	ADJ CONF.
Average RPI	Loss:	54	RECORD	PCT. RANK	GAMES	SCHEDULE	OF SCHEDULE	RPI	RPI	RPI	RPI
DIV. I ONLY		3- 3		158	0- 1	44	81	88	88	2	2
DIV. I NON-CONF.		3- 3		158	0- 1	44	81	88	88	2	2
<hr/>											
TOTALS	RPI 1-25		RPI 26-50		W-L RECORDS	RPI 51-100		RPI 101-150		RPI 150+	
3- 3	0- 1		0- 1		OVERALL	1- 1		1- 0		1- 0	
2- 0	0- 0		0- 0		HOME	0- 0		1- 0		1- 0	
0- 1	0- 0		0- 1		AWAY	0- 0		0- 0		0- 0	
1- 2	0- 1		0- 0		NEUTRAL	1- 1		0- 0		0- 0	
3- 3	0- 1		0- 1		NON-CONFERENCE	1- 1		1- 0		1- 0	
2- 0	0- 0		0- 0		HOME	0- 0		1- 0		1- 0	
0- 1	0- 0		0- 1		AWAY	0- 0		0- 0		0- 0	
1- 2	0- 1		0- 0		NEUTRAL	1- 1		0- 0		0- 0	
0- 0	0- 0		0- 0		CONFERENCE	0- 0		0- 0		0- 0	
0- 0	0- 0		0- 0		HOME	0- 0		0- 0		0- 0	
0- 0	0- 0		0- 0		AWAY	0- 0		0- 0		0- 0	
0- 0	0- 0		0- 0		NEUTRAL	0- 0		0- 0		0- 0	

RPI 1-25				RPI 26-50				RPI 51-100				RPI 101+			
RPI	S	Opponent	Score	RPI	S	Opponent	Score	RPI	S	Opponent	Score	RPI	S	Opponent	Score
24	N	Michigan	73 80	47	A	Tulane	51 63	80	N	Duke	71 64	111	H	Northern Ari z.	81 59
								92	N	Fordham	57 65	227	H	Cal St. Fullerton	83 74
LAST 12 Division I GAMES:															
				227	H	Cal St. Fullerton	83 74	24	N	Michigan	73 80				
								92	N	Fordham	57 65				
								80	N	Duke	71 64				
								47	A	Tulane	51 63				
								111	H	Northern Ari z.	81 59				

Non-Div I Games:

Washington

Average RPI	Win: 228	WON-LOST	WINNING	LAST 10	STRENGTH OF	OPP. STRENGTH	TEAM	ADJ.	CONF.	ADJ CONF.
Average RPI	Loss: 102	RECORD	PCT. RANK	GAMES	SCHEDULE	OF SCHEDULE	RPI	RPI	RPI	RPI
DIV. I ONLY	3- 4	187	1- 0	310	36	287	287	2	2	
DIV. I NON-CONF.	3- 4	187	1- 0	310	36	287	287	2	2	

TOTALS	RPI 1-25	RPI 26-50	W-L RECORDS	RPI 51-100	RPI 101-150	RPI 150+				
3- 4	0- 0	0- 0	OVERALL	0- 3	1- 0	2- 1				
2- 3	0- 0	0- 0	HOME	0- 3	1- 0	1- 0				
0- 1	0- 0	0- 0	AWAY	0- 0	0- 0	0- 1				
1- 0	0- 0	0- 0	NEUTRAL	0- 0	0- 0	1- 0				
3- 4	0- 0	0- 0	NON-CONFERENCE	0- 3	1- 0	2- 1				
2- 3	0- 0	0- 0	HOME	0- 3	1- 0	1- 0				
0- 1	0- 0	0- 0	AWAY	0- 0	0- 0	0- 1				
1- 0	0- 0	0- 0	NEUTRAL	0- 0	0- 0	1- 0				
0- 0	0- 0	0- 0	CONFERENCE	0- 0	0- 0	0- 0				
0- 0	0- 0	0- 0	HOME	0- 0	0- 0	0- 0				
0- 0	0- 0	0- 0	AWAY	0- 0	0- 0	0- 0				
0- 0	0- 0	0- 0	NEUTRAL	0- 0	0- 0	0- 0				

RPI 1-25				RPI 26-50				RPI 51-100				RPI 101+				Team's RPI: 287
RPI	S	Opponent	Score	RPI	S	Opponent	Score	RPI	S	Opponent	Score	RPI	S	Opponent	Score	
								72	H	Utah St.	61 72	147	H	Nebraska	87 84	
								73	H	Saint Mary's (CA)	64 70	189	A	CSUN	52 65	
								74	H	UC Davis	62 75	267	N	Jacksonville St.	64 51	
												271	H	San Francisco	91 61	

LAST 12 Division I GAMES:																
				267	N	Jacksonville St.	64 51	73	H	Saint Mary's (CA)	64 70					
				271	H	San Francisco	91 61	72	H	Utah St.	61 72					
				189	A	CSUN	52 65									
				74	H	UC Davis	62 75									
				147	H	Nebraska	87 84									

Non-Div I Games:

Washington St.

Average RPI Win:	325	WON-LOST	WINNING	LAST 10	STRENGTH OF	OPP. STRENGTH	TEAM	ADJ.	CONF.	ADJ CONF.
Average RPI Loss:	119	RECORD	PCT. RANK	GAMES	SCHEDULE	OF SCHEDULE	RPI	RPI	RPI	RPI
DIV. I ONLY	2- 3	202	0- 0	271	155	264	264	10	10	
DIV. I NON-CONF.	2- 3	202	0- 0	271	155	264	264	10	10	

TOTALS	RPI 1-25	RPI 26-50	W-L RECORDS	RPI 51-100	RPI 101-150	RPI 150+				
2- 3	0- 0	0- 1	OVERALL	0- 1	0- 0	2- 1				
1- 1	0- 0	0- 0	HOME	0- 1	0- 0	1- 0				
1- 1	0- 0	0- 0	AWAY	0- 0	0- 0	1- 1				
0- 1	0- 0	0- 1	NEUTRAL	0- 0	0- 0	0- 0				
2- 3	0- 0	0- 1	NON-CONFERENCE	0- 1	0- 0	2- 1				
1- 1	0- 0	0- 0	HOME	0- 1	0- 0	1- 0				
1- 1	0- 0	0- 0	AWAY	0- 0	0- 0	1- 1				
0- 1	0- 0	0- 1	NEUTRAL	0- 0	0- 0	0- 0				
0- 0	0- 0	0- 0	CONFERENCE	0- 0	0- 0	0- 0				
0- 0	0- 0	0- 0	HOME	0- 0	0- 0	0- 0				
0- 0	0- 0	0- 0	AWAY	0- 0	0- 0	0- 0				
0- 0	0- 0	0- 0	NEUTRAL	0- 0	0- 0	0- 0				

RPI 1-25				RPI 26-50				RPI 51-100				RPI 101+ Team's RPI: 264			
RPI	S	Opponent	Score	RPI	S	Opponent	Score	RPI	S	Opponent	Score	RPI	S	Opponent	Score
				34	N	VCU	36 64	95	H	Portland	73 89	228	A	UTSA	59 66
												316	A	Incarnate Word	72 64
												333	H	UTEP	68 63
LAST 12 Division I GAMES:															
				95	H	Portland	73 89	333	H	UTEP	68 63				
								228	A	UTSA	59 66				
								34	N	VCU	36 64				
								316	A	Incarnate Word	72 64				

Non-Div I Games: La Verne 105 43

Weber St.

Average RPI Win: 259

Average RPI Loss: 52

WON-LOST
RECORDWINNING
PCT. RANKLAST 10
GAMESSTRENGTH OF
SCHEDULEOPP. STRENGTH
OF SCHEDULETEAM
RPIADJ.
RPICONF.
RPIADJ CONF.
RPIDIV. I ONLY
DIV. I NON-CONF.4- 1
4- 161
611- 0
1- 0345
34547
47243
243243
2435
55
5

TOTALS

RPI 1-25

RPI 26-50

W-L RECORDS

RPI 51-100

RPI 101-150

RPI 150+

4- 1
3- 0
0- 0
1- 10- 0
0- 0
0- 0
0- 00- 0
0- 0
0- 0
0- 0OVERALL
HOME
AWAY
NEUTRAL0- 1
0- 0
0- 0
0- 10- 0
0- 0
0- 0
0- 04- 0
3- 0
0- 0
1- 04- 1
3- 0
0- 0
1- 10- 0
0- 0
0- 0
0- 00- 0
0- 0
0- 0
0- 0NON-CONFERENCE
HOME
AWAY
NEUTRAL0- 1
0- 0
0- 0
0- 10- 0
0- 0
0- 0
0- 04- 0
3- 0
0- 0
1- 00- 0
0- 0
0- 0
0- 00- 0
0- 0
0- 0
0- 00- 0
0- 0
0- 0
0- 0CONFERENCE
HOME
AWAY
NEUTRAL0- 0
0- 0
0- 0
0- 00- 0
0- 0
0- 0
0- 00- 0
0- 0
0- 0
0- 0

RPI 1-25

RPI 26-50

RPI 51-100

RPI 101+

Team's RPI: 243

RPI S Opponent Score

RPI S Opponent Score

RPI S Opponent Score
52 N Iowa 81 84RPI S Opponent Score
192 H Coppin St. 78 37
237 H Bryant 94 48
269 N Eastern Ky. 81 39
339 H NJIT 95 50

LAST 12 Division I GAMES:

269 N Eastern Ky. 81 39
52 N Iowa 81 84
237 H Bryant 94 48
339 H NJIT 95 50
192 H Coppin St. 78 37

West Virginia

West Virginia

Non-Div I Games:

West Virginia

Average RPI Win:	0	WON-LOST	WINNING	LAST 10	STRENGTH OF	OPP. STRENGTH	TEAM	ADJ.	CONF.	ADJ CONF.
Average RPI Loss:	197	RECORD	PCT. RANK	GAMES	SCHEDULE	OF SCHEDULE	RPI	RPI	RPI	RPI
DIV. I ONLY	0- 8	317	0- 1	134	336	319	319	24	24	
DIV. I NON-CONF.	0- 8	317	0- 1	134	336	319	319	24	24	

TOTALS	RPI 1-25	RPI 26-50	W-L RECORDS	RPI 51-100	RPI 101-150	RPI 150+				
0- 8	0- 0	0- 0	OVERALL	0- 0	0- 2	0- 6				
0- 3	0- 0	0- 0	HOME	0- 0	0- 0	0- 3				
0- 5	0- 0	0- 0	AWAY	0- 0	0- 2	0- 3				
0- 0	0- 0	0- 0	NEUTRAL	0- 0	0- 0	0- 0				
0- 8	0- 0	0- 0	NON-CONFERENCE	0- 0	0- 2	0- 6				
0- 3	0- 0	0- 0	HOME	0- 0	0- 0	0- 3				
0- 5	0- 0	0- 0	AWAY	0- 0	0- 2	0- 3				
0- 0	0- 0	0- 0	NEUTRAL	0- 0	0- 0	0- 0				
0- 0	0- 0	0- 0	CONFERENCE	0- 0	0- 0	0- 0				
0- 0	0- 0	0- 0	HOME	0- 0	0- 0	0- 0				
0- 0	0- 0	0- 0	AWAY	0- 0	0- 0	0- 0				
0- 0	0- 0	0- 0	NEUTRAL	0- 0	0- 0	0- 0				

RPI 1-25				RPI 26-50				RPI 51-100				RPI 101+				Team's RPI: 319	
RPI	S	Opponent	Score	RPI	S	Opponent	Score	RPI	S	Opponent	Score	RPI	S	Opponent	Score		
												101	A	UNC Asheville	49	74	
												107	A	Georgia Tech	49	84	
												156	A	Tennessee Tech	58	77	
												172	H	North Ala.	66	89	
												185	H	Campbell	37	63	
												186	A	Coastal Caro.	59	77	
												327	H	N. C. A&T	51	69	
												339	A	NJIT	71	79	

LAST 12 Division I GAMES:																	
185	H	Campbell	37	63	327	H	N. C. A&T	51	69	172	H	North Ala.	66	89			
186	A	Coastal Caro.	59	77	339	A	NJIT	71	79	156	A	Tennessee Tech	58	77			
										101	A	UNC Asheville	49	74			
										107	A	Georgia Tech	49	84			

Non-Div I Games: Young Harris 63 54

Western Caro.

Average RPI	Win:	0	WON-LOST	WINNING	LAST 10	STRENGTH OF	OPP. STRENGTH	TEAM	ADJ.	CONF.	ADJ CONF.
Average RPI	Loss:	85	RECORD	PCT. RANK	GAMES	SCHEDULE	OF SCHEDULE	RPI	RPI	RPI	RPI
DIV. I ONLY		0- 5		317	0- 0	28	112	203	203	12	12
DIV. I NON-CONF.		0- 5		317	0- 0	28	112	203	203	12	12

TOTALS	RPI 1-25		RPI 26-50		W-L RECORDS	RPI 51-100		RPI 101-150		RPI 150+	
0- 5	0- 1		0- 0		OVERALL	0- 3		0- 0		0- 1	
0- 2	0- 1		0- 0		HOME	0- 1		0- 0		0- 0	
0- 3	0- 0		0- 0		AWAY	0- 2		0- 0		0- 1	
0- 0	0- 0		0- 0		NEUTRAL	0- 0		0- 0		0- 0	
0- 5	0- 1		0- 0		NON-CONFERENCE	0- 3		0- 0		0- 1	
0- 2	0- 1		0- 0		HOME	0- 1		0- 0		0- 0	
0- 3	0- 0		0- 0		AWAY	0- 2		0- 0		0- 1	
0- 0	0- 0		0- 0		NEUTRAL	0- 0		0- 0		0- 0	
0- 0	0- 0		0- 0		CONFERENCE	0- 0		0- 0		0- 0	
0- 0	0- 0		0- 0		HOME	0- 0		0- 0		0- 0	
0- 0	0- 0		0- 0		AWAY	0- 0		0- 0		0- 0	
0- 0	0- 0		0- 0		NEUTRAL	0- 0		0- 0		0- 0	

RPI 1-25				RPI 26-50				RPI 51-100				RPI 101+ Team's RPI: 203			
RPI	S	Opponent	Score	RPI	S	Opponent	Score	RPI	S	Opponent	Score	RPI	S	Opponent	Score
12	H	Drake	71 98					64	A	Butler	51 92	191	A	Southeast Mo. St.	71 81
								77	A	Purdue	60 81				
								81	H	Missouri	64 89				

LAST 12 Division I GAMES:															
191	A	Southeast Mo. St.	71 81	81	H	Missouri	64 89								
64	A	Butler	51 92												
77	A	Purdue	60 81												
12	H	Drake	71 98												

Non-Div I Games: MacMurray 136 39 William Woods 81 73

Average RPI	Win:	282	WON-LOST	WINNING	LAST 10	STRENGTH OF	OPP. STRENGTH	TEAM	ADJ.	CONF.	ADJ CONF.
Average RPI	Loss:	75	RECORD	PCT. RANK	GAMES	SCHEDULE	OF SCHEDULE	RPI	RPI	RPI	RPI
DIV. I ONLY		3- 6		217	0- 1	124	156	214	214	20	20
DIV. I NON-CONF.		3- 6		217	0- 1	124	156	214	214	20	20

TOTALS	RPI 1-25		RPI 26-50		W-L RECORDS	RPI 51-100		RPI 101-150		RPI 150+	
3- 6	0- 1		0- 1		OVERALL	0- 3		0- 0		3- 1	
2- 2	0- 1		0- 0		HOME	0- 1		0- 0		2- 0	
0- 2	0- 0		0- 0		AWAY	0- 1		0- 0		0- 1	
1- 2	0- 0		0- 1		NEUTRAL	0- 1		0- 0		1- 0	
3- 6	0- 1		0- 1		NON-CONFERENCE	0- 3		0- 0		3- 1	
2- 2	0- 1		0- 0		HOME	0- 1		0- 0		2- 0	
0- 2	0- 0		0- 0		AWAY	0- 1		0- 0		0- 1	
1- 2	0- 0		0- 1		NEUTRAL	0- 1		0- 0		1- 0	
0- 0	0- 0		0- 0		CONFERENCE	0- 0		0- 0		0- 0	
0- 0	0- 0		0- 0		HOME	0- 0		0- 0		0- 0	
0- 0	0- 0		0- 0		AWAY	0- 0		0- 0		0- 0	
0- 0	0- 0		0- 0		NEUTRAL	0- 0		0- 0		0- 0	

RPI 1-25				RPI 26-50				RPI 51-100				RPI 101+ Team's RPI: 214			
RPI	S	Opponent	Score	RPI	S	Opponent	Score	RPI	S	Opponent	Score	RPI	S	Opponent	Score
7	H	Louisville	80 102	45	N	Oregon St.	60 74	52	H	Iowa	67 104	195	A	Oklahoma	83 90
								68	A	Central Mich.	90 108	241	N	ETSU	82 68
								85	N	Gonzaga	55 76	262	H	Southern Ill.	83 76
												342	H	Morgan St.	90 43

LAST 12 Division I GAMES:															
				68	A	Central Mich.	90 108	85	N	Gonzaga	55 76				
				52	H	Iowa	67 104	241	N	ETSU	82 68				
				195	A	Oklahoma	83 90	342	H	Morgan St.	90 43				
				7	H	Louisville	80 102	45	N	Oregon St.	60 74				
								262	H	Southern Ill.	83 76				

Non-Div I Games:

Western Ky.

Average RPI	Win: 289	WON-LOST	WINNING	LAST 10	STRENGTH OF	OPP. STRENGTH	TEAM	ADJ.	CONF.	ADJ CONF.
Average RPI	Loss: 108	RECORD	PCT. RANK	GAMES	SCHEDULE	OF SCHEDULE	RPI	RPI	RPI	RPI
DIV. I ONLY	2- 3	202	1- 0	323	48	309	309	11	11	
DIV. I NON-CONF.	2- 3	202	1- 0	323	48	309	309	11	11	

TOTALS	RPI 1-25	RPI 26-50	W-L RECORDS	RPI 51-100	RPI 101-150	RPI 150+				
2- 3	0- 1	0- 0	OVERALL	0- 0	0- 1	2- 1				
2- 2	0- 1	0- 0	HOME	0- 0	0- 0	2- 1				
0- 1	0- 0	0- 0	AWAY	0- 0	0- 1	0- 0				
0- 0	0- 0	0- 0	NEUTRAL	0- 0	0- 0	0- 0				
2- 3	0- 1	0- 0	NON-CONFERENCE	0- 0	0- 1	2- 1				
2- 2	0- 1	0- 0	HOME	0- 0	0- 0	2- 1				
0- 1	0- 0	0- 0	AWAY	0- 0	0- 1	0- 0				
0- 0	0- 0	0- 0	NEUTRAL	0- 0	0- 0	0- 0				
0- 0	0- 0	0- 0	CONFERENCE	0- 0	0- 0	0- 0				
0- 0	0- 0	0- 0	HOME	0- 0	0- 0	0- 0				
0- 0	0- 0	0- 0	AWAY	0- 0	0- 0	0- 0				
0- 0	0- 0	0- 0	NEUTRAL	0- 0	0- 0	0- 0				

RPI 1-25				RPI 26-50				RPI 51-100				RPI 101+ Team's RPI: 309			
RPI	S	Opponent	Score	RPI	S	Opponent	Score	RPI	S	Opponent	Score	RPI	S	Opponent	Score
24	H	Michigan	42 79									148	A	Ole Miss	66 69
												153	H	New Mexico St.	54 66
												269	H	Eastern Ky.	64 53
												308	H	Purdue Fort Wayne	69 61

LAST 12 Division I GAMES:															
269	H	Eastern Ky.	64 53	24	H	Michigan	42 79	153	H	New Mexico St.	54 66				
148	A	Ole Miss	66 69	308	H	Purdue Fort Wayne	69 61								

Non-Div I Games:

Western Mich.

Average RPI	Win: 158	WON-LOST	WINNING	LAST 10	STRENGTH OF	OPP. STRENGTH	TEAM	ADJ.	CONF.	ADJ CONF.
Average RPI	Loss: 40	RECORD	PCT. RANK	GAMES	SCHEDULE	OF SCHEDULE	RPI	RPI	RPI	RPI
DIV. I ONLY	5- 2	88	0- 1	215	39	163	163	8	8	
DIV. I NON-CONF.	5- 2	88	0- 1	215	39	163	163	8	8	

TOTALS	RPI 1-25	RPI 26-50	W-L RECORDS	RPI 51-100	RPI 101-150	RPI 150+				
5- 2	0- 0	0- 2	OVERALL	1- 0	1- 0	3- 0				
5- 1	0- 0	0- 1	HOME	1- 0	1- 0	3- 0				
0- 0	0- 0	0- 0	AWAY	0- 0	0- 0	0- 0				
0- 1	0- 0	0- 1	NEUTRAL	0- 0	0- 0	0- 0				
5- 2	0- 0	0- 2	NON-CONFERENCE	1- 0	1- 0	3- 0				
5- 1	0- 0	0- 1	HOME	1- 0	1- 0	3- 0				
0- 0	0- 0	0- 0	AWAY	0- 0	0- 0	0- 0				
0- 1	0- 0	0- 1	NEUTRAL	0- 0	0- 0	0- 0				
0- 0	0- 0	0- 0	CONFERENCE	0- 0	0- 0	0- 0				
0- 0	0- 0	0- 0	HOME	0- 0	0- 0	0- 0				
0- 0	0- 0	0- 0	AWAY	0- 0	0- 0	0- 0				
0- 0	0- 0	0- 0	NEUTRAL	0- 0	0- 0	0- 0				

RPI 1-25				RPI 26-50				RPI 51-100				RPI 101+ Team's RPI: 163			
RPI	S	Opponent	Score	RPI	S	Opponent	Score	RPI	S	Opponent	Score	RPI	S	Opponent	Score
				32	N	South Dakota	64 73	93	H	Sam Houston St.	63 55	140	H	Ark. -Pine Bluff	76 39
				48	H	Oklahoma St.	47 60					170	H	Louisiana Tech	70 56
												190	H	Missouri St.	63 60
												198	H	Houston Baptist	68 50
LAST 12 Division I GAMES:															
				198	H	Houston Baptist	68 50	48	H	Oklahoma St.	47 60				
				93	H	Sam Houston St.	63 55	170	H	Louisiana Tech	70 56				
				190	H	Missouri St.	63 60	32	N	South Dakota	64 73				
				140	H	Ark. -Pine Bluff	76 39								

Non-Div I Games:

Wichita St.

Average RPI Win:	233	WON-LOST	WINNING	LAST 10	STRENGTH OF	OPP. STRENGTH	TEAM	ADJ.	CONF.	ADJ CONF.
Average RPI Loss:	138	RECORD	PCT. RANK	GAMES	SCHEDULE	OF SCHEDULE	RPI	RPI	RPI	RPI
DIV. I ONLY	3- 2	125	1- 0	94	263	130	130	14	14	
DIV. I NON-CONF.	3- 2	125	1- 0	94	263	130	130	14	14	

TOTALS	RPI 1-25	RPI 26-50	W-L RECORDS	RPI 51-100	RPI 101-150	RPI 150+				
3- 2	0- 0	0- 1	OVERALL	0- 0	1- 0	2- 1				
2- 1	0- 0	0- 1	HOME	0- 0	1- 0	1- 0				
1- 1	0- 0	0- 0	AWAY	0- 0	0- 0	1- 1				
0- 0	0- 0	0- 0	NEUTRAL	0- 0	0- 0	0- 0				
3- 2	0- 0	0- 1	NON-CONFERENCE	0- 0	1- 0	2- 1				
2- 1	0- 0	0- 1	HOME	0- 0	1- 0	1- 0				
1- 1	0- 0	0- 0	AWAY	0- 0	0- 0	1- 1				
0- 0	0- 0	0- 0	NEUTRAL	0- 0	0- 0	0- 0				
0- 0	0- 0	0- 0	CONFERENCE	0- 0	0- 0	0- 0				
0- 0	0- 0	0- 0	HOME	0- 0	0- 0	0- 0				
0- 0	0- 0	0- 0	AWAY	0- 0	0- 0	0- 0				
0- 0	0- 0	0- 0	NEUTRAL	0- 0	0- 0	0- 0				

RPI 1-25				RPI 26-50				RPI 51-100				RPI 101+ Team's RPI: 130			
RPI	S	Opponent	Score	RPI	S	Opponent	Score	RPI	S	Opponent	Score	RPI	S	Opponent	Score
				34	H	VCU	55 72					142	H	East Carol ina	63 43
												238	H	Howard	88 75
												242	A	Davi dson	65 76
												320	A	Loyol a Maryl and	65 49
LAST 12 Division I GAMES:															
				142	H	East Carol ina	63 43	320	A	Loyol a Maryl and	65 49				
				242	A	Davi dson	65 76	238	H	Howard	88 75				
								34	H	VCU	55 72				

Non-Div I Games:

William & Mary

Average RPI		Win: 337	WON-LOST RECORD	WINNING PCT. RANK	LAST 10 GAMES	STRENGTH OF SCHEDULE	OPP. STRENGTH OF SCHEDULE	TEAM RPI	ADJ. RPI	CONF. RPI	ADJ. CONF. RPI
Loss: 161											
DIV. I ONLY			2- 4	217	1- 0	228	327	253	253	29	29
DIV. I NON-CONF.			2- 4	217	1- 0	228	327	253	253	29	29
TOTALS		RPI 1-25		RPI 26-50		W-L RECORDS	RPI 51-100	RPI 101-150		RPI 150+	
2- 4	0- 0			0- 0		OVERALL	0- 0	0- 2		2- 2	
1- 0	0- 0			0- 0		HOME	0- 0	0- 0		1- 0	
1- 4	0- 0			0- 0		AWAY	0- 0	0- 2		1- 2	
0- 0	0- 0			0- 0		NEUTRAL	0- 0	0- 0		0- 0	
2- 4	0- 0			0- 0		NON-CONFERENCE	0- 0	0- 2		2- 2	
1- 0	0- 0			0- 0		HOME	0- 0	0- 0		1- 0	
1- 4	0- 0			0- 0		AWAY	0- 0	0- 2		1- 2	
0- 0	0- 0			0- 0		NEUTRAL	0- 0	0- 0		0- 0	
0- 0	0- 0			0- 0		CONFERENCE	0- 0	0- 0		0- 0	
0- 0	0- 0			0- 0		HOME	0- 0	0- 0		0- 0	
0- 0	0- 0			0- 0		AWAY	0- 0	0- 0		0- 0	
0- 0	0- 0			0- 0		NEUTRAL	0- 0	0- 0		0- 0	

RPI 1-25				RPI 26-50				RPI 51-100				RPI 101+				Team's RPI: 253	
RPI	S	Opponent	Score	RPI	S	Opponent	Score	RPI	S	Opponent	Score	RPI	S	Opponent	Score		
												128 A James Madison				39	56
												134 A Wisconsin				41	76
												187 A Georgia				39	85
												194 A Wofford				53	70
												324 A Col. of Charleston				71	64
												350 H N. C. Central				66	41
LAST 12 Division I GAMES:																	
350 H N. C. Central				66	41	324 A Col. of Charleston				71	64						
187 A Georgia				39	85	128 A James Madison				39	56						
134 A Wisconsin				41	76	194 A Wofford				53	70						

Non-Div I Games: Newberry

63 67

Wi nthrop

W
i
s
c
o
n
s
i
n

Wisconsin					Through Games Of Nov. 29, 2018										
Average RPI	Win:	202	WON-LOST	WINNING	LAST 10	STRENGTH OF	OPP. STRENGTH	TEAM	ADJ.	CONF.	ADJ CONF.				
Average RPI	Loss:	112	RECORD	PCT. RANK	GAMES	SCHEDULE	OF SCHEDULE	RPI	RPI	RPI	RPI				
DIV. I ONLY			6- 2	73	0- 1	210	103	134	134	3	3				
DIV. I NON-CONF.			6- 2	73	0- 1	210	103	134	134	3	3				

TOTALS		RPI 1-25	RPI 26-50		W-L RECORDS		RPI 51-100	RPI 101-150	RPI 150+						
6- 2		1- 0	0- 0		OVERALL		0- 1	1- 1	4- 0						
3- 1		1- 0	0- 0		HOME		0- 1	0- 0	2- 0						
1- 0		0- 0	0- 0		AWAY		0- 0	0- 0	1- 0						
2- 1		0- 0	0- 0		NEUTRAL		0- 0	1- 1	1- 0						
6- 2		1- 0	0- 0		NON-CONFERENCE		0- 1	1- 1	4- 0						
3- 1		1- 0	0- 0		HOME		0- 1	0- 0	2- 0						
1- 0		0- 0	0- 0		AWAY		0- 0	0- 0	1- 0						
2- 1		0- 0	0- 0		NEUTRAL		0- 0	1- 1	1- 0						
0- 0		0- 0	0- 0		CONFERENCE		0- 0	0- 0	0- 0						
0- 0		0- 0	0- 0		HOME		0- 0	0- 0	0- 0						
0- 0		0- 0	0- 0		AWAY		0- 0	0- 0	0- 0						
0- 0		0- 0	0- 0		NEUTRAL		0- 0	0- 0	0- 0						

RPI 1-25				RPI 26-50				RPI 51-100				RPI 101+ Team's RPI: 134			
RPI	S	Opponent	Score	RPI	S	Opponent	Score	RPI	S	Opponent	Score	RPI	S	Opponent	Score
10	H	IUPUI	65 64					80	H	Duke	53 60	129	N	Pittsburgh	57 42
												144	N	Arkansas	68 69
												178	A	Milwaukee	68 57
												253	H	Winthrop	76 41
												310	N	Tennessee St.	58 53
												329	H	North Dakota St.	64 53

LAST 12 Division I GAMES:															
80 H Duke 53 60				129 N Pittsburgh 57 42											
144 N Arkansas 68 69				10 H IUPUI 65 64											
310 N Tennessee St. 58 53				329 H North Dakota St. 64 53											
				178 A Milwaukee 68 57											
				253 H Winthrop 76 41											

W
i
s
c
o
n
s
i
n

Non-Div I Games:

Wisconsin

Average RPI Win:	270	WON-LOST	WINNING	LAST 10	STRENGTH OF	OPP. STRENGTH	TEAM	ADJ.	CONF.	ADJ CONF.
Average RPI Loss:	119	RECORD	PCT. RANK	GAMES	SCHEDULE	OF SCHEDULE	RPI	RPI	RPI	RPI
DIV. I ONLY	4- 4	158	1- 0	251	134	194	194	24	24	
DIV. I NON-CONF.	4- 4	158	1- 0	251	134	194	194	24	24	

TOTALS	RPI 1-25	RPI 26-50	W-L RECORDS	RPI 51-100	RPI 101-150	RPI 150+				
4- 4	0- 0	0- 1	OVERALL	0- 1	0- 1	4- 1				
3- 0	0- 0	0- 0	HOME	0- 0	0- 0	3- 0				
1- 4	0- 0	0- 1	AWAY	0- 1	0- 1	1- 1				
0- 0	0- 0	0- 0	NEUTRAL	0- 0	0- 0	0- 0				
4- 4	0- 0	0- 1	NON-CONFERENCE	0- 1	0- 1	4- 1				
3- 0	0- 0	0- 0	HOME	0- 0	0- 0	3- 0				
1- 4	0- 0	0- 1	AWAY	0- 1	0- 1	1- 1				
0- 0	0- 0	0- 0	NEUTRAL	0- 0	0- 0	0- 0				
0- 0	0- 0	0- 0	CONFERENCE	0- 0	0- 0	0- 0				
0- 0	0- 0	0- 0	HOME	0- 0	0- 0	0- 0				
0- 0	0- 0	0- 0	AWAY	0- 0	0- 0	0- 0				
0- 0	0- 0	0- 0	NEUTRAL	0- 0	0- 0	0- 0				

RPI	S	Opponent	Score	RPI	S	Opponent	Score	RPI	S	Opponent	Score	RPI	S	Opponent	Score
30	A	Charlotte	63 85	89	A	Clemson	77 85	101	A	UNC Asheville	46 60	231	H	Gardner-Webb	59 53
								253	H	Winthrop	70 53	257	A	Presbyterian	50 61
								270	A	Ga. Southern	81 65	324	H	Col. of Charleston	78 58

Team's RPI: 194															
LAST 12 Division I GAMES:															
101	A	UNC Asheville	46 60	231	H	Gardner-Webb	59 53								
253	H	Winthrop	70 53	270	A	Ga. Southern	81 65								
324	H	Col. of Charleston	78 58												
257	A	Presbyterian	50 61												
30	A	Charlotte	63 85												
89	A	Clemson	77 85												

Non-Div I Games:

Wofford

Average RPI	Win: 227	WON-LOST RECORD	WINNING PCT. RANK	LAST 10 GAMES	STRENGTH OF SCHEDULE	OPP. STRENGTH OF SCHEDULE	TEAM RPI	ADJ. RPI	CONF. RPI	ADJ. CONF. RPI
Average RPI	Loss: 107									
DIV. I ONLY		4- 3	143	1- 0	198	130	155	155	13	13
DIV. I NON-CONF.		4- 3	143	1- 0	198	130	155	155	13	13

TOTALS	RPI 1-25		RPI 26-50		W-L RECORDS	RPI 51-100	RPI 101-150		RPI 150+	
4- 3	0- 0		0- 1		OVERALL	0- 1	1- 0		3- 1	
0- 1	0- 0		0- 1		HOME	0- 0	0- 0		0- 0	
1- 2	0- 0		0- 0		AWAY	0- 1	0- 0		1- 1	
3- 0	0- 0		0- 0		NEUTRAL	0- 0	1- 0		2- 0	
4- 3	0- 0		0- 1		NON-CONFERENCE	0- 1	1- 0		3- 1	
0- 1	0- 0		0- 1		HOME	0- 0	0- 0		0- 0	
1- 2	0- 0		0- 0		AWAY	0- 1	0- 0		1- 1	
3- 0	0- 0		0- 0		NEUTRAL	0- 0	1- 0		2- 0	
0- 0	0- 0		0- 0		CONFERENCE	0- 0	0- 0		0- 0	
0- 0	0- 0		0- 0		HOME	0- 0	0- 0		0- 0	
0- 0	0- 0		0- 0		AWAY	0- 0	0- 0		0- 0	
0- 0	0- 0		0- 0		NEUTRAL	0- 0	0- 0		0- 0	

RPI 1-25				RPI 26-50				RPI 51-100				RPI 101+ Team's RPI: 155			
RPI	S	Opponent	Score	RPI	S	Opponent	Score	RPI	S	Opponent	Score	RPI	S	Opponent	Score
				31	H	Bel mont	63 79	57	A	Michigan St.	68 84	142	N	Marist	76 60
												215	A	UNLV	68 52
												232	A	CSU Bakersfi el d	74 76
												266	N	Stetson	57 44
												283	N	Hofstra	93 64
LAST 12 Division I GAMES:															
215	A	UNLV	68 52	142	N	Marist	76 60	266	N	Stetson	57 44	283	N	Hofstra	93 64
232	A	CSU Bakersfi el d	74 76	57	A	Michigan St.	68 84	31	H	Bel mont	63 79				

Non-Div I Games:

Wright St.

Average RPI Win: **165**
 Average RPI Loss: **58**

WON-LOST
RECORD

WINNING
PCT. RANK

LAST 10
GAMES

STRENGTH OF
SCHEDULE

OPP. STRENGTH
OF SCHEDULE

TEAM
RPI

ADJ.
RPI

CONF.
RPI

ADJ CONF.
RPI

DIV. I ONLY	2- 2	158	1- 0	99	74	97	97	9	9
DIV. I NON-CONF.	2- 2	158	1- 0	99	74	97	97	9	9
TOTALS	RPI 1-25	RPI 26-50	W-L RECORDS	RPI 51-100	RPI 101-150	RPI 150+			
2- 2	0- 0	0- 1	OVERALL	1- 1	0- 0	1- 0			
1- 0	0- 0	0- 0	HOME	1- 0	0- 0	0- 0			
0- 2	0- 0	0- 1	AWAY	0- 1	0- 0	0- 0			
1- 0	0- 0	0- 0	NEUTRAL	0- 0	0- 0	1- 0			
2- 2	0- 0	0- 1	NON-CONFERENCE	1- 1	0- 0	1- 0			
1- 0	0- 0	0- 0	HOME	1- 0	0- 0	0- 0			
0- 2	0- 0	0- 1	AWAY	0- 1	0- 0	0- 0			
1- 0	0- 0	0- 0	NEUTRAL	0- 0	0- 0	1- 0			
0- 0	0- 0	0- 0	CONFERENCE	0- 0	0- 0	0- 0			
0- 0	0- 0	0- 0	HOME	0- 0	0- 0	0- 0			
0- 0	0- 0	0- 0	AWAY	0- 0	0- 0	0- 0			
0- 0	0- 0	0- 0	NEUTRAL	0- 0	0- 0	0- 0			

RPI	S	Opponent	Score	RPI	S	Opponent	Score	RPI	S	Opponent	Score	RPI	S	Opponent	Score
42	A	Pacific	64 70	73	A	Saint Mary's (CA)	84 90	251	N	North Texas	53 49				
				78	H	Montana St.	66 58								
LAST 12 Division I GAMES:															
				78	H	Montana St.	66 58								
				42	A	Pacific	64 70								
				251	N	North Texas	53 49								
				73	A	Saint Mary's (CA)	84 90								

Non-Div I Games: Chadron St. 80 33 UC-Colo. Springs 98 37

Wyoming

Average RPI Win:	222	WON-LOST	WINNING	LAST 10	STRENGTH OF	OPP. STRENGTH	TEAM	ADJ.	CONF.	ADJ CONF.
Average RPI Loss:	14	RECORD	PCT. RANK	GAMES	SCHEDULE	OF SCHEDULE	RPI	RPI	RPI	RPI

DIV. I ONLY	5- 1	37	1- 0	138	116	86	86	7	7
DIV. I NON-CONF.	5- 1	37	1- 0	138	116	86	86	7	7
TOTALS	RPI 1-25	RPI 26-50	W-L RECORDS	RPI 51-100	RPI 101-150	RPI 150+			
5- 1	0- 1	0- 0	OVERALL	0- 0	0- 0	5- 0			
4- 1	0- 1	0- 0	HOME	0- 0	0- 0	4- 0			
1- 0	0- 0	0- 0	AWAY	0- 0	0- 0	1- 0			
0- 0	0- 0	0- 0	NEUTRAL	0- 0	0- 0	0- 0			
5- 1	0- 1	0- 0	NON-CONFERENCE	0- 0	0- 0	5- 0			
4- 1	0- 1	0- 0	HOME	0- 0	0- 0	4- 0			
1- 0	0- 0	0- 0	AWAY	0- 0	0- 0	1- 0			
0- 0	0- 0	0- 0	NEUTRAL	0- 0	0- 0	0- 0			
0- 0	0- 0	0- 0	CONFERENCE	0- 0	0- 0	0- 0			
0- 0	0- 0	0- 0	HOME	0- 0	0- 0	0- 0			
0- 0	0- 0	0- 0	AWAY	0- 0	0- 0	0- 0			
0- 0	0- 0	0- 0	NEUTRAL	0- 0	0- 0	0- 0			

RPI S Opponent Score	RPI S Opponent Score	RPI S Opponent Score	RPI S Opponent Score
14 H Minnesota 53 78			156 H Tennessee Tech 70 60
			169 A Wake Forest 62 50
			196 H Bowling Green 65 49
			260 H Fairfield 48 35
			331 H Chicago St. 91 57
LAST 12 Division I GAMES:			
		196 H Bowling Green 65 49	
		169 A Wake Forest 62 50	
		260 H Fairfield 48 35	
		14 H Minnesota 53 78	
		156 H Tennessee Tech 70 60	
		331 H Chicago St. 91 57	

Non-Div I Games:

Xavier

Average RPI Win:	222	WON-LOST	WINNING	LAST 10	STRENGTH OF	OPP. STRENGTH	TEAM	ADJ.	CONF.	ADJ CONF.
Average RPI Loss:	177	RECORD	PCT. RANK	GAMES	SCHEDULE	OF SCHEDULE	RPI	RPI	RPI	RPI

DIV. I ONLY	4- 2	96	1- 0	92	296	124	124	13	13
DIV. I NON-CONF.	4- 2	96	1- 0	92	296	124	124	13	13

TOTALS	RPI 1-25	RPI 26-50	W-L RECORDS	RPI 51-100	RPI 101-150	RPI 150+			
4- 2	0- 0	0- 0	OVERALL	0- 0	1- 0	3- 2			
3- 1	0- 0	0- 0	HOME	0- 0	0- 0	3- 1			
1- 1	0- 0	0- 0	AWAY	0- 0	1- 0	0- 1			
0- 0	0- 0	0- 0	NEUTRAL	0- 0	0- 0	0- 0			
4- 2	0- 0	0- 0	NON-CONFERENCE	0- 0	1- 0	3- 2			
3- 1	0- 0	0- 0	HOME	0- 0	0- 0	3- 1			
1- 1	0- 0	0- 0	AWAY	0- 0	1- 0	0- 1			
0- 0	0- 0	0- 0	NEUTRAL	0- 0	0- 0	0- 0			
0- 0	0- 0	0- 0	CONFERENCE	0- 0	0- 0	0- 0			
0- 0	0- 0	0- 0	HOME	0- 0	0- 0	0- 0			
0- 0	0- 0	0- 0	AWAY	0- 0	0- 0	0- 0			
0- 0	0- 0	0- 0	NEUTRAL	0- 0	0- 0	0- 0			

RPI 1-25				RPI 26-50				RPI 51-100				RPI 101+ Team's RPI: 124			
RPI	S	Opponent	Score	RPI	S	Opponent	Score	RPI	S	Opponent	Score	RPI	S	Opponent	Score
												129	A	Pittsburgh	64 55
												174	H	Yale	56 58
												180	A	Kent St.	34 62
												226	H	Akron	72 61
												239	H	Loyol a Chi cago	74 63
												294	H	Robert Morris	69 59

LAST 12 Division I GAMES:															
239	H	Loyol a Chi cago	74 63	226	H	Akron	72 61	174	H	Yale	56 58				
294	H	Robert Morris	69 59	180	A	Kent St.	34 62	129	A	Pittsburgh	64 55				

Non-Div I Games: Carlow 90 31

Youngstown St.