

Average RPI Win:	340	WON-LOST	WINNING	LAST 10	STRENGTH OF	OPP. STRENGTH	TEAM	ADJ.	CONF.	ADJ CONF.
Average RPI Loss:	196	RECORD	PCT. RANK	GAMES	SCHEDULE	OF SCHEDULE	RPI	RPI	RPI	RPI

DIV. I ONLY	1- 2	214	0- 1	173	344	244	244	23	23
DIV. I NON-CONF.	1- 2	214	0- 1	173	344	244	244	23	23
-----									
TOTALS	RPI 1-25	RPI 26-50	W-L RECORDS	RPI 51-100	RPI 101-150	RPI 150+			
1- 2	0- 0	0- 0	OVERALL	0- 0	0- 0	1- 2			
0- 1	0- 0	0- 0	HOME	0- 0	0- 0	0- 1			
1- 1	0- 0	0- 0	AWAY	0- 0	0- 0	1- 1			
0- 0	0- 0	0- 0	NEUTRAL	0- 0	0- 0	0- 0			
1- 2	0- 0	0- 0	NON-CONFERENCE	0- 0	0- 0	1- 2			
0- 1	0- 0	0- 0	HOME	0- 0	0- 0	0- 1			
1- 1	0- 0	0- 0	AWAY	0- 0	0- 0	1- 1			
0- 0	0- 0	0- 0	NEUTRAL	0- 0	0- 0	0- 0			
0- 0	0- 0	0- 0	CONFERENCE	0- 0	0- 0	0- 0			
0- 0	0- 0	0- 0	HOME	0- 0	0- 0	0- 0			
0- 0	0- 0	0- 0	AWAY	0- 0	0- 0	0- 0			
0- 0	0- 0	0- 0	NEUTRAL	0- 0	0- 0	0- 0			

RPI 1-25				RPI 26-50				RPI 51-100				RPI 101+ Team's RPI: 244			
RPI	S	Opponent	Score	RPI	S	Opponent	Score	RPI	S	Opponent	Score	RPI	S	Opponent	Score
												190	H	Texas St.	53 60
												201	A	Texas Tech	61 78
												340	A	UTRGV	59 49
LAST 12 Division I GAMES:															
				190	H	Texas St.	53 60								
				201	A	Texas Tech	61 78								
				340	A	UTRGV	59 49								

Non-Div I Games: UNKNOWN 78 40



Average RPI Win: 196		WON-LOST RECORD	WINNING PCT. RANK	LAST 10 GAMES	STRENGTH OF SCHEDULE	OPP. STRENGTH OF SCHEDULE	TEAM RPI	ADJ. RPI	CONF. RPI	ADJ CONF. RPI
Average RPI Loss: 0										
DIV. I ONLY		3- 0	1	1- 0	162	55	29	29	23	23
DIV. I NON-CONF.		3- 0	1	1- 0	162	55	29	29	23	23
TOTALS		RPI 1-25	RPI 26-50	W-L RECORDS		RPI 51-100	RPI 101-150	RPI 150+		
3- 0	0- 0		0- 0	OVERALL		1- 0	0- 0	2- 0		
0- 0	0- 0		0- 0	HOME		0- 0	0- 0	0- 0		
2- 0	0- 0		0- 0	AWAY		1- 0	0- 0	1- 0		
1- 0	0- 0		0- 0	NEUTRAL		0- 0	0- 0	1- 0		
3- 0	0- 0		0- 0	NON-CONFERENCE		1- 0	0- 0	2- 0		
0- 0	0- 0		0- 0	HOME		0- 0	0- 0	0- 0		
2- 0	0- 0		0- 0	AWAY		1- 0	0- 0	1- 0		
1- 0	0- 0		0- 0	NEUTRAL		0- 0	0- 0	1- 0		
0- 0	0- 0		0- 0	CONFERENCE		0- 0	0- 0	0- 0		
0- 0	0- 0		0- 0	HOME		0- 0	0- 0	0- 0		
0- 0	0- 0		0- 0	AWAY		0- 0	0- 0	0- 0		
0- 0	0- 0		0- 0	NEUTRAL		0- 0	0- 0	0- 0		

RPI 1-25				Team's RPI: 29				RPI 51-100				RPI 101+			
RPI	S	Opponent	Score	RPI	S	Opponent	Score	RPI	S	Opponent	Score	RPI	S	Opponent	Score
								63	A	New Mexico St.	58 46	239	N	Texas Southern	81 39
												285	A	UTEP	70 69
LAST 12 Division I GAMES:															
								285	A	UTEP	70 69				
								239	N	Texas Southern	81 39				
								63	A	New Mexico St.	58 46				

Abi I ene Chri sti an



Average RPI Win: 337		WON-LOST	WINNING	LAST 10	STRENGTH OF		OPP. STRENGTH	TEAM	ADJ.	CONF.	ADJ CONF.
Average RPI Loss: 88		RECORD	PCT. RANK	GAMES	SCHEDULE		OF SCHEDULE	RPI	RPI	RPI	RPI
DIV. I ONLY		2- 3	192	0- 1	85		333	171	171	10	10
DIV. I NON-CONF.		2- 3	192	0- 1	85		333	171	171	10	10
-----											
TOTALS		RPI 1-25		RPI 26-50	W-L RECORDS		RPI 51-100	RPI 101-150		RPI 150+	
2- 3		0- 1		0- 0	OVERALL		0- 1	0- 1		2- 0	
1- 1		0- 0		0- 0	HOME		0- 0	0- 1		1- 0	
1- 2		0- 1		0- 0	AWAY		0- 1	0- 0		1- 0	
0- 0		0- 0		0- 0	NEUTRAL		0- 0	0- 0		0- 0	
2- 3		0- 1		0- 0	NON-CONFERENCE		0- 1	0- 1		2- 0	
1- 1		0- 0		0- 0	HOME		0- 0	0- 1		1- 0	
1- 2		0- 1		0- 0	AWAY		0- 1	0- 0		1- 0	
0- 0		0- 0		0- 0	NEUTRAL		0- 0	0- 0		0- 0	
0- 0		0- 0		0- 0	CONFERENCE		0- 0	0- 0		0- 0	
0- 0		0- 0		0- 0	HOME		0- 0	0- 0		0- 0	
0- 0		0- 0		0- 0	AWAY		0- 0	0- 0		0- 0	
0- 0		0- 0		0- 0	NEUTRAL		0- 0	0- 0		0- 0	

RPI 1-25				RPI 26-50				RPI 51-100				RPI 101+ Team's RPI: 171			
RPI	S	Opponent	Score	RPI	S	Opponent	Score	RPI	S	Opponent	Score	RPI	S	Opponent	Score
20	A	Northeastern	41 54					94	A	Denver	66 92	150	H	George Mason	71 78
												331	A	Army West Point	71 60
												342	H	Fairleigh Dickinson	85 37
LAST 12 Division I GAMES:															
								20	A	Northeastern	41 54				
								331	A	Army West Point	71 60				
								342	H	Fairleigh Dickinson	85 37				
								94	A	Denver	66 92				
								150	H	George Mason	71 78				

Non-Div I Games: Western St. 72 54

Air Force

■ Loss, 
 ■ Non-Conf, S Site, 
 ■ Home 
 ■ Away 
 N Neutral



Average RPI Win: 285

Average RPI Loss: 0

WON-LOST  
RECORDWINNING  
PCT. RANKLAST 10  
GAMESSTRENGTH OF  
SCHEDULEOPP. STRENGTH  
OF SCHEDULETEAM  
RPIADJ.  
RPICONF.  
RPIADJ CONF.  
RPIDIV. I ONLY  
DIV. I NON-CONF.3- 0  
3- 01  
11- 0  
1- 0351  
35150  
50246  
246246  
24611  
1111  
11

TOTALS

RPI 1-25

RPI 26-50

W-L RECORDS

RPI 51-100

RPI 101-150

RPI 150+

3- 0

0- 0

0- 0

OVERALL

0- 0

0- 0

3- 0

0- 0

0- 0

0- 0

HOME

0- 0

0- 0

0- 0

1- 0

0- 0

0- 0

AWAY

0- 0

0- 0

1- 0

2- 0

0- 0

0- 0

NEUTRAL

0- 0

0- 0

2- 0

3- 0

0- 0

0- 0

NON-CONFERENCE

0- 0

0- 0

3- 0

0- 0

0- 0

0- 0

HOME

0- 0

0- 0

0- 0

1- 0

0- 0

0- 0

AWAY

0- 0

0- 0

1- 0

2- 0

0- 0

0- 0

NEUTRAL

0- 0

0- 0

2- 0

0- 0

0- 0

0- 0

CONFERENCE

0- 0

0- 0

0- 0

0- 0

0- 0

0- 0

HOME

0- 0

0- 0

0- 0

0- 0

0- 0

0- 0

AWAY

0- 0

0- 0

0- 0

0- 0

0- 0

0- 0

NEUTRAL

0- 0

0- 0

0- 0

RPI 1-25

RPI 26-50

RPI 51-100

RPI 101+

Team's RPI: 246

RPI S Opponent Score

RPI S Opponent Score

RPI S Opponent Score

RPI S Opponent Score

231 N Oakland 85 65

305 N Northern Ky. 77 60

319 A N. C. A&amp;T 49 36

LAST 12 Division I GAMES:

231 N Oakland 85 65  
319 A N. C. A&T 49 36

305 N Northern Ky. 77 60

Non-Div I Games: Rochester College 86 45

Akron

Loss, Non-Conf, S Site, H Home A Away N Neutral



Average RPI	Win:	154	WON-LOST	WINNING	LAST 10	STRENGTH OF	OPP. STRENGTH	TEAM	ADJ.	CONF.	ADJ CONF.
Average RPI	Loss:	85	RECORD	PCT. RANK	GAMES	SCHEDULE	OF SCHEDULE	RPI	RPI	RPI	RPI
DIV. I ONLY		4- 1		56	1- 0	27	198	13	13	3	3
DIV. I NON-CONF.		4- 1		56	1- 0	27	198	13	13	3	3
-----											
TOTALS	RPI 1-25		RPI 26-50		W-L RECORDS	RPI 51-100		RPI 101-150		RPI 150+	
4- 1	0- 0		0- 0		OVERALL	1- 1		2- 0		1- 0	
3- 0	0- 0		0- 0		HOME	1- 0		1- 0		1- 0	
1- 1	0- 0		0- 0		AWAY	0- 1		1- 0		0- 0	
0- 0	0- 0		0- 0		NEUTRAL	0- 0		0- 0		0- 0	
4- 1	0- 0		0- 0		NON-CONFERENCE	1- 1		2- 0		1- 0	
3- 0	0- 0		0- 0		HOME	1- 0		1- 0		1- 0	
1- 1	0- 0		0- 0		AWAY	0- 1		1- 0		0- 0	
0- 0	0- 0		0- 0		NEUTRAL	0- 0		0- 0		0- 0	
0- 0	0- 0		0- 0		CONFERENCE	0- 0		0- 0		0- 0	
0- 0	0- 0		0- 0		HOME	0- 0		0- 0		0- 0	
0- 0	0- 0		0- 0		AWAY	0- 0		0- 0		0- 0	
0- 0	0- 0		0- 0		NEUTRAL	0- 0		0- 0		0- 0	

RPI 1-25				Team's RPI : 13				RPI 26-50				RPI 51-100				RPI 101+			
RPI	S	Opponent	Score	RPI	S	Opponent	Score	RPI	S	Opponent	Score	RPI	S	Opponent	Score	RPI	S	Opponent	Score

Non-Div I Games:

Alabama



Alabama A & MA  
l  
a  
b  
a  
m  
a  
A  
&  
M

Alabama A&amp;M



Average RPI Win: 0		WON-LOST RECORD		WINNING PCT. RANK		LAST 10 GAMES		STRENGTH OF SCHEDULE		OPP. STRENGTH OF SCHEDULE		TEAM RPI		ADJ. RPI		CONF. RPI		ADJ CONF. RPI	
Average RPI Loss: 138																			
DIV. I ONLY		0- 4		310		0- 1		83		272		276		276		27		27	
DIV. I NON-CONF.		0- 4		310		0- 1		83		272		276		276		27		27	
TOTALS		RPI 1-25		RPI 26-50		W-L RECORDS		RPI 51-100		RPI 101-150		RPI 150+							
0- 4		0- 0		0- 1		OVERALL		0- 0		0- 0		0- 3							
0- 2		0- 0		0- 0		HOME		0- 0		0- 0		0- 2							
0- 2		0- 0		0- 1		AWAY		0- 0		0- 0		0- 1							
0- 0		0- 0		0- 0		NEUTRAL		0- 0		0- 0		0- 0							
0- 4		0- 0		0- 1		NON-CONFERENCE		0- 0		0- 0		0- 3							
0- 2		0- 0		0- 0		HOME		0- 0		0- 0		0- 2							
0- 2		0- 0		0- 1		AWAY		0- 0		0- 0		0- 1							
0- 0		0- 0		0- 0		NEUTRAL		0- 0		0- 0		0- 0							
0- 0		0- 0		0- 0		CONFERENCE		0- 0		0- 0		0- 0							
0- 0		0- 0		0- 0		HOME		0- 0		0- 0		0- 0							
0- 0		0- 0		0- 0		AWAY		0- 0		0- 0		0- 0							
0- 0		0- 0		0- 0		NEUTRAL		0- 0		0- 0		0- 0							

RPI 1-25				RPI 26-50				RPI 51-100				RPI 101+ Team's RPI: 276			
RPI	S	Opponent	Score	RPI	S	Opponent	Score	RPI	S	Opponent	Score	RPI	S	Opponent	Score
				33	A	Kentucky	35 87					152	H	South Carolina	38 94
												159	A	North Ala.	42 68
												208	H	Samford	51 60
LAST 12 Division I GAMES:															
				208	H	Samford	51 60					159	A	North Ala.	42 68
				152	H	South Carolina	38 94								
				33	A	Kentucky	35 87								

Non-Div I Games:

Al abama St.

Loss, 
Non-Conf, S Site, 
H Home
A Away 
N Neutral



Average RPI	Win:	346	WON-LOST	WINNING	LAST 10	STRENGTH OF	OPP. STRENGTH	TEAM	ADJ.	CONF.	ADJ CONF.
Average RPI	Loss:	156	RECORD	PCT. RANK	GAMES	SCHEDULE	OF SCHEDULE	RPI	RPI	RPI	RPI
DIV. I ONLY		1- 5		291	0- 1	250	218	314	314	25	25
DIV. I NON-CONF.		1- 5		291	0- 1	250	218	314	314	25	25
<hr/>											
TOTALS	RPI 1-25		RPI 26-50		W-L RECORDS	RPI 51-100		RPI 101-150		RPI 150+	
1- 5	0- 0		0- 0		OVERALL	0- 1		0- 2		1- 2	
1- 1	0- 0		0- 0		HOME	0- 0		0- 1		1- 0	
0- 4	0- 0		0- 0		AWAY	0- 1		0- 1		0- 2	
0- 0	0- 0		0- 0		NEUTRAL	0- 0		0- 0		0- 0	
1- 5	0- 0		0- 0		NON-CONFERENCE	0- 1		0- 2		1- 2	
1- 1	0- 0		0- 0		HOME	0- 0		0- 1		1- 0	
0- 4	0- 0		0- 0		AWAY	0- 1		0- 1		0- 2	
0- 0	0- 0		0- 0		NEUTRAL	0- 0		0- 0		0- 0	
0- 0	0- 0		0- 0		CONFERENCE	0- 0		0- 0		0- 0	
0- 0	0- 0		0- 0		HOME	0- 0		0- 0		0- 0	
0- 0	0- 0		0- 0		AWAY	0- 0		0- 0		0- 0	
0- 0	0- 0		0- 0		NEUTRAL	0- 0		0- 0		0- 0	

RPI 1-25				RPI 26-50				RPI 51-100				RPI 101+ Team's RPI : 314					
RPI	S	Opponent	Score	RPI	S	Opponent	Score	RPI	S	Opponent	Score	RPI	S	Opponent	Score		
								60	A	South Fla.	37	74	138	A	Monmouth	56	64
												142	H	Holy Cross	50	56	
												165	A	Rutgers	39	65	
												274	A	Cornel I	34	48	
												346	H	Manhattan	60	54	
LAST 12 Division I GAMES:																	
142	H	Holy Cross	50	56	346	H	Manhattan	60	54	274	A	Cornel I	34	48			
138	A	Monmouth	56	64	60	A	South Fla.	37	74								
165	A	Rutgers	39	65													

Non-Div I Games:

Albany (NY)



Average RPI	Win:	0	WON-LOST	WINNING	LAST 10	STRENGTH OF	OPP. STRENGTH	TEAM	ADJ.	CONF.	ADJ CONF.
Average RPI	Loss:	236	RECORD	PCT. RANK	GAMES	SCHEDULE	OF SCHEDULE	RPI	RPI	RPI	RPI
DIV. I ONLY		0- 3		310	0- 1	340	302	350	350	27	27
DIV. I NON-CONF.		0- 3		310	0- 1	340	302	350	350	27	27
-----											
TOTALS	RPI 1-25		RPI 26-50		W-L RECORDS	RPI 51-100		RPI 101-150		RPI 150+	
0- 3	0- 0		0- 0		OVERALL	0- 1		0- 0		0- 2	
0- 1	0- 0		0- 0		HOME	0- 1		0- 0		0- 0	
0- 2	0- 0		0- 0		AWAY	0- 0		0- 0		0- 2	
0- 0	0- 0		0- 0		NEUTRAL	0- 0		0- 0		0- 0	
0- 3	0- 0		0- 0		NON-CONFERENCE	0- 1		0- 0		0- 2	
0- 1	0- 0		0- 0		HOME	0- 1		0- 0		0- 0	
0- 2	0- 0		0- 0		AWAY	0- 0		0- 0		0- 2	
0- 0	0- 0		0- 0		NEUTRAL	0- 0		0- 0		0- 0	
0- 0	0- 0		0- 0		CONFERENCE	0- 0		0- 0		0- 0	
0- 0	0- 0		0- 0		HOME	0- 0		0- 0		0- 0	
0- 0	0- 0		0- 0		AWAY	0- 0		0- 0		0- 0	
0- 0	0- 0		0- 0		NEUTRAL	0- 0		0- 0		0- 0	

A  
l  
c  
o  
r  
n

A  
l  
c  
o  
r  
n

RPI 1-25				RPI 26-50				RPI 51-100				RPI 101+ Team's RPI: 350					
RPI	S	Opponent	Score	RPI	S	Opponent	Score	RPI	S	Opponent	Score	RPI	S	Opponent	Score		
								95	H	Southeastern La.	59	77	285	A	UTEP	51	77
													328	A	Northwestern St.	65	78
LAST 12 Division I GAMES:																	
								328	A	Northwestern St.	65	78					
								95	H	Southeastern La.	59	77					
								285	A	UTEP	51	77					

Non-Div I Games: Lane 58 70

Al corn



Average RPI	Win:	191	WON-LOST	WINNING	LAST 10	STRENGTH OF	OPP. STRENGTH	TEAM	ADJ.	CONF.	ADJ CONF.
Average RPI	Loss:	81	RECORD	PCT. RANK	GAMES	SCHEDULE	OF SCHEDULE	RPI	RPI	RPI	RPI
DIV. I ONLY		3- 3		153	0- 1	55	232	103	103	21	21
DIV. I NON-CONF.		3- 3		153	0- 1	55	232	103	103	21	21
-----											
TOTALS	RPI 1-25		RPI 26-50		W-L RECORDS	RPI 51-100		RPI 101-150		RPI 150+	
3- 3	0- 0		0- 1		OVERALL	0- 1		1- 1		2- 0	
2- 0	0- 0		0- 0		HOME	0- 0		1- 0		1- 0	
1- 1	0- 0		0- 0		AWAY	0- 1		0- 0		1- 0	
0- 2	0- 0		0- 1		NEUTRAL	0- 0		0- 1		0- 0	
3- 3	0- 0		0- 1		NON-CONFERENCE	0- 1		1- 1		2- 0	
2- 0	0- 0		0- 0		HOME	0- 0		1- 0		1- 0	
1- 1	0- 0		0- 0		AWAY	0- 1		0- 0		1- 0	
0- 2	0- 0		0- 1		NEUTRAL	0- 0		0- 1		0- 0	
0- 0	0- 0		0- 0		CONFERENCE	0- 0		0- 0		0- 0	
0- 0	0- 0		0- 0		HOME	0- 0		0- 0		0- 0	
0- 0	0- 0		0- 0		AWAY	0- 0		0- 0		0- 0	
0- 0	0- 0		0- 0		NEUTRAL	0- 0		0- 0		0- 0	

RPI 1-25	RPI 26-50	RPI 51-100	RPI 101+ Team's RPI: 103
RPI S Opponent Score	RPI S Opponent Score	RPI S Opponent Score	RPI S Opponent Score
	28 N Stanford 49 71	94 A Denver 54 83	121 N FGCU 71 90
			150 H George Mason 86 71
			161 H Tul sa 68 52
			263 A Hawai i 69 57
LAST 12 Division I GAMES:			
	121 N FGCU 71 90		
	28 N Stanford 49 71		
	263 A Hawai i 69 57		
	94 A Denver 54 83		
	150 H George Mason 86 71		
	161 H Tul sa 68 52		

Non-Div I Games:

American



Average RPI	Win:	272	WON-LOST	WINNING	LAST 10	STRENGTH OF	OPP. STRENGTH	TEAM	ADJ.	CONF.	ADJ CONF.
Average RPI	Loss:	91	RECORD	PCT. RANK	GAMES	SCHEDULE	OF SCHEDULE	RPI	RPI	RPI	RPI
DIV. I ONLY		4- 2		105	1- 0	255	189	162	162	17	17
DIV. I NON-CONF.		4- 2		105	1- 0	255	189	162	162	17	17
<hr/>											
TOTALS	RPI 1-25		RPI 26-50		W-L RECORDS	RPI 51-100		RPI 101-150		RPI 150+	
4- 2	0- 0		0- 0		OVERALL	0- 1		0- 1		4- 0	
3- 0	0- 0		0- 0		HOME	0- 0		0- 0		3- 0	
1- 2	0- 0		0- 0		AWAY	0- 1		0- 1		1- 0	
0- 0	0- 0		0- 0		NEUTRAL	0- 0		0- 0		0- 0	
4- 2	0- 0		0- 0		NON-CONFERENCE	0- 1		0- 1		4- 0	
3- 0	0- 0		0- 0		HOME	0- 0		0- 0		3- 0	
1- 2	0- 0		0- 0		AWAY	0- 1		0- 1		1- 0	
0- 0	0- 0		0- 0		NEUTRAL	0- 0		0- 0		0- 0	
0- 0	0- 0		0- 0		CONFERENCE	0- 0		0- 0		0- 0	
0- 0	0- 0		0- 0		HOME	0- 0		0- 0		0- 0	
0- 0	0- 0		0- 0		AWAY	0- 0		0- 0		0- 0	
0- 0	0- 0		0- 0		NEUTRAL	0- 0		0- 0		0- 0	

RPI 1-25				RPI 26-50				RPI 51-100				RPI 101+ Team's RPI: 162					
RPI	S	Opponent	Score	RPI	S	Opponent	Score	RPI	S	Opponent	Score	RPI	S	Opponent	Score		
								68	A	UAB	61	80	114	A	Georgi a Tech	53	71
												224	A	Davi dson	81	78	
												268	H	El on	65	62	
												281	H	UNC Greensboro	68	65	
												313	H	Marshal l	74	52	
LAST 12 Di vi si on I GAMES:																	
								313	H	Marshal l	74	52					
								268	H	El on	65	62					
								224	A	Davi dson	81	78					
								281	H	UNC Greensboro	68	65					
								114	A	Georgi a Tech	53	71					
								68	A	UAB	61	80					

Non-Div I Games:

Appalachian St.



Average RPI	Win:	187	WON-LOST	WINNING	LAST 10	STRENGTH OF	OPP. STRENGTH	TEAM	ADJ.	CONF.	ADJ CONF.
Average RPI	Loss:	89	RECORD	PCT. RANK	GAMES	SCHEDULE	OF SCHEDULE	RPI	RPI	RPI	RPI
DIV. I ONLY		4- 1		56	1- 0	154	117	106	106	2	2
DIV. I NON-CONF.		4- 1		56	1- 0	154	117	106	106	2	2
-----											
TOTALS	RPI 1-25		RPI 26-50		W-L RECORDS	RPI 51-100		RPI 101-150		RPI 150+	
4- 1	0- 0		0- 0		OVERALL	1- 1		1- 0		2- 0	
2- 1	0- 0		0- 0		HOME	0- 1		1- 0		1- 0	
0- 0	0- 0		0- 0		AWAY	0- 0		0- 0		0- 0	
2- 0	0- 0		0- 0		NEUTRAL	1- 0		0- 0		1- 0	
4- 1	0- 0		0- 0		NON-CONFERENCE	1- 1		1- 0		2- 0	
2- 1	0- 0		0- 0		HOME	0- 1		1- 0		1- 0	
0- 0	0- 0		0- 0		AWAY	0- 0		0- 0		0- 0	
2- 0	0- 0		0- 0		NEUTRAL	1- 0		0- 0		1- 0	
0- 0	0- 0		0- 0		CONFERENCE	0- 0		0- 0		0- 0	
0- 0	0- 0		0- 0		HOME	0- 0		0- 0		0- 0	
0- 0	0- 0		0- 0		AWAY	0- 0		0- 0		0- 0	
0- 0	0- 0		0- 0		NEUTRAL	0- 0		0- 0		0- 0	

RPI 1-25				RPI 26-50				RPI 51-100				RPI 101+ Team's RPI: 106			
RPI	S	Opponent	Score	RPI	S	Opponent	Score	RPI	S	Opponent	Score	RPI	S	Opponent	Score
								69	N	Portland	92 70	125	H	Idaho St.	71 46
								89	H	Loyola Marymount	64 66	277	H	South Carolina St.	73 32
												278	N	Seattle U	84 54
LAST 12 Division I GAMES:															
				277	H	South Carolina St.	73 32								
				69	N	Portland	92 70								
				278	N	Seattle U	84 54								
				89	H	Loyola Marymount	64 66								
				125	H	Idaho St.	71 46								

Non-Div I Games:

Ari zona



Average RPI	Win:	238	WON-LOST	WINNING	LAST 10	STRENGTH OF	OPP. STRENGTH	TEAM	ADJ.	CONF.	ADJ CONF.
Average RPI	Loss:	26	RECORD	PCT. RANK	GAMES	SCHEDULE	OF SCHEDULE	RPI	RPI	RPI	RPI
DIV. I ONLY		3- 2		126	1- 0	30	231	61	61	2	2
DIV. I NON-CONF.		3- 2		126	1- 0	30	231	61	61	2	2
-----											
TOTALS	RPI 1-25		RPI 26-50		W-L RECORDS	RPI 51-100		RPI 101-150		RPI 150+	
3- 2	0- 1		0- 1		OVERALL	0- 0		1- 0		2- 0	
1- 1	0- 0		0- 1		HOME	0- 0		0- 0		1- 0	
1- 0	0- 0		0- 0		AWAY	0- 0		1- 0		0- 0	
1- 1	0- 1		0- 0		NEUTRAL	0- 0		0- 0		1- 0	
3- 2	0- 1		0- 1		NON-CONFERENCE	0- 0		1- 0		2- 0	
1- 1	0- 0		0- 1		HOME	0- 0		0- 0		1- 0	
1- 0	0- 0		0- 0		AWAY	0- 0		1- 0		0- 0	
1- 1	0- 1		0- 0		NEUTRAL	0- 0		0- 0		1- 0	
0- 0	0- 0		0- 0		CONFERENCE	0- 0		0- 0		0- 0	
0- 0	0- 0		0- 0		HOME	0- 0		0- 0		0- 0	
0- 0	0- 0		0- 0		AWAY	0- 0		0- 0		0- 0	
0- 0	0- 0		0- 0		NEUTRAL	0- 0		0- 0		0- 0	

RPI 1-25				RPI 26-50				RPI 51-100				RPI 101+			
RPI	S	Opponent	Score	RPI	S	Opponent	Score	RPI	S	Opponent	Score	RPI	S	Opponent	Score
6	N	Louisville	56 58	46	H	Baylor	59 65					126	A	Arkansas	88 85
												257	N	Southern Ill.	82 38
												332	H	Incarnate Word	81 43



Average RPI Win: 0		WON-LOST RECORD		WINNING PCT. RANK		LAST 10 GAMES		STRENGTH OF SCHEDULE		OPP. STRENGTH OF SCHEDULE		TEAM RPI		ADJ. RPI		CONF. RPI		ADJ CONF. RPI	
Average RPI Loss: 84		0- 3		310		0- 1		6		300		131		131		27		27	
DIV. I ONLY		0- 3		310		0- 1		6		300		131		131		27		27	
DIV. I NON-CONF.		0- 3		310		0- 1		6		300		131		131		27		27	
TOTALS		RPI 1-25		RPI 26-50		W-L RECORDS		RPI 51-100		RPI 101-150		RPI 150+							
0- 3		0- 0		0- 1		OVERALL		0- 1		0- 1		0- 0							
0- 0		0- 0		0- 0		HOME		0- 0		0- 0		0- 0							
0- 3		0- 0		0- 1		AWAY		0- 1		0- 1		0- 0							
0- 0		0- 0		0- 0		NEUTRAL		0- 0		0- 0		0- 0							
0- 3		0- 0		0- 1		NON-CONFERENCE		0- 1		0- 1		0- 0							
0- 0		0- 0		0- 0		HOME		0- 0		0- 0		0- 0							
0- 3		0- 0		0- 1		AWAY		0- 1		0- 1		0- 0							
0- 0		0- 0		0- 0		NEUTRAL		0- 0		0- 0		0- 0							
0- 0		0- 0		0- 0		CONFERENCE		0- 0		0- 0		0- 0							
0- 0		0- 0		0- 0		HOME		0- 0		0- 0		0- 0							
0- 0		0- 0		0- 0		AWAY		0- 0		0- 0		0- 0							
0- 0		0- 0		0- 0		NEUTRAL		0- 0		0- 0		0- 0							

RPI 1-25				RPI 26-50				RPI 51-100				RPI 101+ Team's RPI: 131			
RPI	S	Opponent	Score	RPI	S	Opponent	Score	RPI	S	Opponent	Score	RPI	S	Opponent	Score
				49	A	Minnesota	42 84	64	A	Oregon St.	33 89	139	A	Wichita St.	39 76
LAST 12 Division I GAMES:															
				139	A	Wichita St.	39 76	49	A	Minnesota	42 84				
								64	A	Oregon St.	33 89				

Non-Div I Games:

Ark. -Pine Bluff



Average RPI	Win:	239	WON-LOST	WINNING	LAST 10	STRENGTH OF	OPP. STRENGTH	TEAM	ADJ.	CONF.	ADJ CONF.
Average RPI	Loss:	128	RECORD	PCT. RANK	GAMES	SCHEDULE	OF SCHEDULE	RPI	RPI	RPI	RPI
DIV. I ONLY		4- 2		105	1- 0	134	211	126	126	3	3
DIV. I NON-CONF.		4- 2		105	1- 0	134	211	126	126	3	3
-----											
TOTALS	RPI 1-25		RPI 26-50		W-L RECORDS	RPI 51-100		RPI 101-150		RPI 150+	
4- 2	0- 0		0- 0		OVERALL	0- 1		1- 0		3- 1	
1- 1	0- 0		0- 0		HOME	0- 1		0- 0		1- 0	
1- 0	0- 0		0- 0		AWAY	0- 0		0- 0		1- 0	
2- 1	0- 0		0- 0		NEUTRAL	0- 0		1- 0		1- 1	
4- 2	0- 0		0- 0		NON-CONFERENCE	0- 1		1- 0		3- 1	
1- 1	0- 0		0- 0		HOME	0- 1		0- 0		1- 0	
1- 0	0- 0		0- 0		AWAY	0- 0		0- 0		1- 0	
2- 1	0- 0		0- 0		NEUTRAL	0- 0		1- 0		1- 1	
0- 0	0- 0		0- 0		CONFERENCE	0- 0		0- 0		0- 0	
0- 0	0- 0		0- 0		HOME	0- 0		0- 0		0- 0	
0- 0	0- 0		0- 0		AWAY	0- 0		0- 0		0- 0	
0- 0	0- 0		0- 0		NEUTRAL	0- 0		0- 0		0- 0	

RPI 1-25				RPI 26-50				RPI 51-100				RPI 101+				Team's RPI: 126									
RPI	S	Opponent	Score	RPI	S	Opponent	Score	RPI	S	Opponent	Score	RPI	S	Opponent	Score										
								61	H	Arizona St.	85 88	109	N	Wisconsin	69 68										
												193	A	UT Arlington	66 65										
												194	N	Pittsburgh	54 61										
												325	N	Tennessee St.	79 55										
												328	H	Northwestern St.	98 53										
-----																									
LAST 12 Division I GAMES:																									
109	N	Wisconsin	69 68	328	H	Northwestern St.	98 53																		
194	N	Pittsburgh	54 61																						
325	N	Tennessee St.	79 55																						
61	H	Arizona St.	85 88																						
193	A	UT Arlington	66 65																						

Non-Div I Games:

Arkansas



Average RPI Win: 251		WON-LOST RECORD		WINNING PCT. RANK		LAST 10 GAMES		STRENGTH OF SCHEDULE		OPP. STRENGTH OF SCHEDULE		TEAM RPI		ADJ. RPI		CONF. RPI		ADJ CONF. RPI	
Average RPI Loss: 103																			
DIV. I ONLY		1- 4		271		0- 1		63		246		211		211		17		17	
DIV. I NON-CONF.		1- 4		271		0- 1		63		246		211		211		17		17	
TOTALS		RPI 1-25		RPI 26-50		W-L RECORDS		RPI 51-100		RPI 101-150		RPI 150+							
1- 4		0- 0		0- 1		OVERALL		0- 1		0- 1		1- 1							
1- 1		0- 0		0- 0		HOME		0- 0		0- 0		1- 1							
0- 3		0- 0		0- 1		AWAY		0- 1		0- 1		0- 0							
0- 0		0- 0		0- 0		NEUTRAL		0- 0		0- 0		0- 0							
1- 4		0- 0		0- 1		NON-CONFERENCE		0- 1		0- 1		1- 1							
1- 1		0- 0		0- 0		HOME		0- 0		0- 0		1- 1							
0- 3		0- 0		0- 1		AWAY		0- 1		0- 1		0- 0							
0- 0		0- 0		0- 0		NEUTRAL		0- 0		0- 0		0- 0							
0- 0		0- 0		0- 0		CONFERENCE		0- 0		0- 0		0- 0							
0- 0		0- 0		0- 0		HOME		0- 0		0- 0		0- 0							
0- 0		0- 0		0- 0		AWAY		0- 0		0- 0		0- 0							
0- 0		0- 0		0- 0		NEUTRAL		0- 0		0- 0		0- 0							

RPI 1-25				RPI 26-50				RPI 51-100				RPI 101+ Team's RPI: 211			
RPI	S	Opponent	Score	RPI	S	Opponent	Score	RPI	S	Opponent	Score	RPI	S	Opponent	Score
				30	A	Texas A&M	56 97	96	A	UT Martin	91 97	129	A	Oklahoma St.	60 62
												158	H	Louisiana Tech	70 80
												251	H	Memphis	77 66
LAST 12 Division I GAMES:															
								30	A	Texas A&M	56 97				
								158	H	Louisiana Tech	70 80				
								96	A	UT Martin	91 97				
								251	H	Memphis	77 66				
								129	A	Oklahoma St.	60 62				

Non-Div I Games:

Arkansas St.



Average RPI Win:	348	WON-LOST	WINNING	LAST 10	STRENGTH OF	OPP. STRENGTH	TEAM	ADJ.	CONF.	ADJ CONF.
Average RPI Loss:	183	RECORD	PCT. RANK	GAMES	SCHEDULE	OF SCHEDULE	RPI	RPI	RPI	RPI
DIV. I ONLY	1- 4	271	0- 1	333	201	331	331	21	21	
DIV. I NON-CONF.	1- 4	271	0- 1	333	201	331	331	21	21	
-----										
TOTALS	RPI 1-25	RPI 26-50	W-L RECORDS	RPI 51-100	RPI 101-150	RPI 150+				
1- 4	0- 0	0- 1	OVERALL	0- 0	0- 0	1- 3				
0- 2	0- 0	0- 1	HOME	0- 0	0- 0	0- 1				
1- 2	0- 0	0- 0	AWAY	0- 0	0- 0	1- 2				
0- 0	0- 0	0- 0	NEUTRAL	0- 0	0- 0	0- 0				
1- 4	0- 0	0- 1	NON-CONFERENCE	0- 0	0- 0	1- 3				
0- 2	0- 0	0- 1	HOME	0- 0	0- 0	0- 1				
1- 2	0- 0	0- 0	AWAY	0- 0	0- 0	1- 2				
0- 0	0- 0	0- 0	NEUTRAL	0- 0	0- 0	0- 0				
0- 0	0- 0	0- 0	CONFERENCE	0- 0	0- 0	0- 0				
0- 0	0- 0	0- 0	HOME	0- 0	0- 0	0- 0				
0- 0	0- 0	0- 0	AWAY	0- 0	0- 0	0- 0				
0- 0	0- 0	0- 0	NEUTRAL	0- 0	0- 0	0- 0				

RPI 1-25				RPI 26-50				RPI 51-100				RPI 101+ Team's RPI: 331			
RPI	S	Opponent	Score	RPI	S	Opponent	Score	RPI	S	Opponent	Score	RPI	S	Opponent	Score
				38	H	St. John's (NY)	49 60					171	H	Air Force	60 71
												234	A	Binghamton	47 60
												290	A	Col umbi a	49 70
												348	A	LIU Brookl yn	57 42
LAST 12 Division I GAMES:															
				234	A	Binghamton	47 60								
				171	H	Air Force	60 71								
				38	H	St. John's (NY)	49 60								
				290	A	Col umbi a	49 70								
				348	A	LIU Brookl yn	57 42								

Non-Div I Games:

Army West Point



Average RPI Win: 199		WON-LOST RECORD	WINNING PCT. RANK	LAST 10 GAMES	STRENGTH OF SCHEDULE	OPP. STRENGTH OF SCHEDULE	TEAM RPI	ADJ. RPI	CONF. RPI	ADJ CONF. RPI
Average RPI Loss: 2										
DIV. I ONLY		4- 1	56	1- 0	41	135	17	17	3	3
DIV. I NON-CONF.		4- 1	56	1- 0	41	135	17	17	3	3
-----										
TOTALS		RPI 1-25	RPI 26-50	W-L RECORDS		RPI 51-100	RPI 101-150	RPI 150+		
4- 1	0- 1		0- 0	OVERALL		1- 0	0- 0	3- 0		
3- 0	0- 0		0- 0	HOME		0- 0	0- 0	3- 0		
1- 1	0- 1		0- 0	AWAY		1- 0	0- 0	0- 0		
0- 0	0- 0		0- 0	NEUTRAL		0- 0	0- 0	0- 0		
4- 1	0- 1		0- 0	NON-CONFERENCE		1- 0	0- 0	3- 0		
3- 0	0- 0		0- 0	HOME		0- 0	0- 0	3- 0		
1- 1	0- 1		0- 0	AWAY		1- 0	0- 0	0- 0		
0- 0	0- 0		0- 0	NEUTRAL		0- 0	0- 0	0- 0		
0- 0	0- 0		0- 0	CONFERENCE		0- 0	0- 0	0- 0		
0- 0	0- 0		0- 0	HOME		0- 0	0- 0	0- 0		
0- 0	0- 0		0- 0	AWAY		0- 0	0- 0	0- 0		
0- 0	0- 0		0- 0	NEUTRAL		0- 0	0- 0	0- 0		

RPI 1-25				Team's RPI: 17		RPI 26-50				RPI 51-100				RPI 101+			
RPI	S	Opponent	Score	RPI	S	Opponent	Score	RPI	S	Opponent	Score	RPI	S	Opponent	Score		
2	A	Iowa St.	64 67					75	A	New Mexico	79 76	177	H	Nicholls St.	80 59		
												256	H	Grambling	97 48		
												286	H	Louisiana	71 59		
LAST 12 Division I GAMES:																	
				75	A	New Mexico	79 76					2	A	Iowa St.	64 67		
												286	H	Louisiana	71 59		
												177	H	Nicholls St.	80 59		
												256	H	Grambling	97 48		

Non-Div I Games:

Auburn



Average RPI	Win:	305	WON-LOST	WINNING	LAST 10	STRENGTH OF	OPP. STRENGTH	TEAM	ADJ.	CONF.	ADJ CONF.
Average RPI	Loss:	186	RECORD	PCT. RANK	GAMES	SCHEDULE	OF SCHEDULE	RPI	RPI	RPI	RPI
DIV. I ONLY		1- 3		249	0- 0	340	87	337	337	14	14
DIV. I NON-CONF.		1- 3		249	0- 0	340	87	337	337	14	14
-----											
TOTALS	RPI 1-25		RPI 26-50		W-L RECORDS	RPI 51-100		RPI 101-150		RPI 150+	
1- 3	0- 0		0- 0		OVERALL	0- 0		0- 0		1- 3	
1- 1	0- 0		0- 0		HOME	0- 0		0- 0		1- 1	
0- 2	0- 0		0- 0		AWAY	0- 0		0- 0		0- 2	
0- 0	0- 0		0- 0		NEUTRAL	0- 0		0- 0		0- 0	
1- 3	0- 0		0- 0		NON-CONFERENCE	0- 0		0- 0		1- 3	
1- 1	0- 0		0- 0		HOME	0- 0		0- 0		1- 1	
0- 2	0- 0		0- 0		AWAY	0- 0		0- 0		0- 2	
0- 0	0- 0		0- 0		NEUTRAL	0- 0		0- 0		0- 0	
0- 0	0- 0		0- 0		CONFERENCE	0- 0		0- 0		0- 0	
0- 0	0- 0		0- 0		HOME	0- 0		0- 0		0- 0	
0- 0	0- 0		0- 0		AWAY	0- 0		0- 0		0- 0	
0- 0	0- 0		0- 0		NEUTRAL	0- 0		0- 0		0- 0	

RPI 1-25				RPI 26-50				RPI 51-100				RPI 101+ Team's RPI: 337			
RPI	S	Opponent	Score	RPI	S	Opponent	Score	RPI	S	Opponent	Score	RPI	S	Opponent	Score
												167	A	Vanderbi l t	70 99
												185	A	Ci nci nnati	48 69
												207	H	Mi ssi ssi ppi Val .	89 95
												305	H	Northern Ky.	52 48
LAST 12 Division I GAMES:															
				167	A	Vanderbi l t	70 99	305	H	Northern Ky.	52 48				
				185	A	Ci nci nnati	48 69	207	H	Mi ssi ssi ppi Val .	89 95				

Non-Div I Games: Christian Bros. 100 62 Trevecca Nazarene 90 78

Austin Peay



Average RPI	Win:	129	WON-LOST	WINNING	LAST 10	STRENGTH OF	OPP. STRENGTH	TEAM	ADJ.	CONF.	ADJ CONF.
Average RPI	Loss:	3	RECORD	PCT. RANK	GAMES	SCHEDULE	OF SCHEDULE	RPI	RPI	RPI	RPI
DIV. I ONLY		5- 1	43	1- 0	207	3	53	53	4	4	
DIV. I NON-CONF.		5- 1	43	1- 0	207	3	53	53	4	4	
-----											
TOTALS	RPI 1-25		RPI 26-50		W-L RECORDS	RPI 51-100	RPI 101-150		RPI 150+		
5- 1	0- 1		1- 0		OVERALL	1- 0	2- 0		1- 0		
2- 1	0- 1		0- 0		HOME	0- 0	2- 0		0- 0		
1- 0	0- 0		0- 0		AWAY	1- 0	0- 0		0- 0		
2- 0	0- 0		1- 0		NEUTRAL	0- 0	0- 0		1- 0		
5- 1	0- 1		1- 0		NON-CONFERENCE	1- 0	2- 0		1- 0		
2- 1	0- 1		0- 0		HOME	0- 0	2- 0		0- 0		
1- 0	0- 0		0- 0		AWAY	1- 0	0- 0		0- 0		
2- 0	0- 0		1- 0		NEUTRAL	0- 0	0- 0		1- 0		
0- 0	0- 0		0- 0		CONFERENCE	0- 0	0- 0		0- 0		
0- 0	0- 0		0- 0		HOME	0- 0	0- 0		0- 0		
0- 0	0- 0		0- 0		AWAY	0- 0	0- 0		0- 0		
0- 0	0- 0		0- 0		NEUTRAL	0- 0	0- 0		0- 0		

RPI 1-25				RPI 26-50				RPI 51-100				RPI 101+			
RPI	S	Opponent	Score	RPI	S	Opponent	Score	RPI	S	Opponent	Score	RPI	S	Opponent	Score
3	H	Cal i forni a	52 70	48	N	TCU	61 58	62	A	Utah St.	62 57	113	H	UC Ri versi de	72 70
												133	H	Eastern Wash.	80 65
												291	N	Cal i forni a Bapti st	76 69
-----															
Team's RPI: 53															
LAST 12 Division I GAMES:															
291	N	Cal i forni a Bapti st	76 69	3	H	Cal i forni a	52 70	113	H	UC Ri versi de	72 70				
48	N	TCU	61 58												
62	A	Utah St.	62 57												
133	H	Eastern Wash.	80 65												

Non-Div I Games:

BYU



Average RPI Win:	326	WON-LOST	WINNING	LAST 10	STRENGTH OF	OPP. STRENGTH	TEAM	ADJ.	CONF.	ADJ CONF.
Average RPI Loss:	112	RECORD	PCT. RANK	GAMES	SCHEDULE	OF SCHEDULE	RPI	RPI	RPI	RPI
DIV. I ONLY	1- 5	291	0- 1	291	67	322	322	11	11	
DIV. I NON-CONF.	1- 5	291	0- 1	291	67	322	322	11	11	
-----										
TOTALS	RPI 1-25	RPI 26-50	W-L RECORDS	RPI 51-100	RPI 101-150	RPI 150+				
1- 5	0- 0	0- 1	OVERALL	0- 1	0- 2	1- 1				
1- 1	0- 0	0- 0	HOME	0- 0	0- 1	1- 0				
0- 1	0- 0	0- 0	AWAY	0- 0	0- 0	0- 1				
0- 3	0- 0	0- 1	NEUTRAL	0- 1	0- 1	0- 0				
1- 5	0- 0	0- 1	NON-CONFERENCE	0- 1	0- 2	1- 1				
1- 1	0- 0	0- 0	HOME	0- 0	0- 1	1- 0				
0- 1	0- 0	0- 0	AWAY	0- 0	0- 0	0- 1				
0- 3	0- 0	0- 1	NEUTRAL	0- 1	0- 1	0- 0				
0- 0	0- 0	0- 0	CONFERENCE	0- 0	0- 0	0- 0				
0- 0	0- 0	0- 0	HOME	0- 0	0- 0	0- 0				
0- 0	0- 0	0- 0	AWAY	0- 0	0- 0	0- 0				
0- 0	0- 0	0- 0	NEUTRAL	0- 0	0- 0	0- 0				

RPI 1-25				RPI 26-50				RPI 51-100				RPI 101+				Team's RPI: 322
RPI	S	Opponent	Score	RPI	S	Opponent	Score	RPI	S	Opponent	Score	RPI	S	Opponent	Score	
				47	N	Qui nni pi ac	66 69	74	N	Fordham	70 78	112	H	Purdue	38 80	
												127	N	Duke	62 79	
												200	A	Mi ssouri St.	54 74	
												326	H	Cl evel and St.	67 62	
LAST 12 Di vi si on I GAMES:																
326	H	Cl evel and St.	67 62	47	N	Qui nni pi ac	66 69	127	N	Duke	62 79	74	N	Fordham	70 78	
112	H	Purdue	38 80					200	A	Mi ssouri St.	54 74					

Non-Di v I Games:

Bal I St.



Average RPI Win: 144

Average RPI Loss: 0

WON-LOST  
RECORD

WINNING  
PCT. RANK

LAST 10  
GAMES

STRENGTH OF  
SCHEDULE

OPP. STRENGTH  
OF SCHEDULE

TEAM  
RPI

ADJ.  
RPI

CONF.  
RPI

ADJ CONF.  
RPI

DIV. I ONLY	6- 0	1	1- 0	265	14	46	46	5	5
DIV. I NON-CONF.	6- 0	1	1- 0	265	14	46	46	5	5
TOTALS	RPI 1-25	RPI 26-50	W-L RECORDS	RPI 51-100	RPI 101-150	RPI 150+			
6- 0	0- 0	1- 0	OVERALL	2- 0	0- 0	3- 0			
3- 0	0- 0	0- 0	HOME	1- 0	0- 0	2- 0			
1- 0	0- 0	0- 0	AWAY	1- 0	0- 0	0- 0			
2- 0	0- 0	1- 0	NEUTRAL	0- 0	0- 0	1- 0			
6- 0	0- 0	1- 0	NON-CONFERENCE	2- 0	0- 0	3- 0			
3- 0	0- 0	0- 0	HOME	1- 0	0- 0	2- 0			
1- 0	0- 0	0- 0	AWAY	1- 0	0- 0	0- 0			
2- 0	0- 0	1- 0	NEUTRAL	0- 0	0- 0	1- 0			
0- 0	0- 0	0- 0	CONFERENCE	0- 0	0- 0	0- 0			
0- 0	0- 0	0- 0	HOME	0- 0	0- 0	0- 0			
0- 0	0- 0	0- 0	AWAY	0- 0	0- 0	0- 0			
0- 0	0- 0	0- 0	NEUTRAL	0- 0	0- 0	0- 0			

RPI 1-25				Team's RPI : 46				RPI 51-100				RPI 101+			
RPI	S	Opponent	Score	RPI	S	Opponent	Score	RPI	S	Opponent	Score	RPI	S	Opponent	Score
				34	N	South Dakota St.	72 66	61	A	Ari zona St.	65 59	177	H	Ni chol l s St.	100 39
								73	H	Southern U.	94 49	195	N	Georgetown	67 46
												321	H	Sai nt Franci s (PA)	116 58
LAST 12 Di vi si on I GAMES:															
				195	N	Georgetown	67 46	321	H	Sai nt Franci s (PA)	116 58				
				34	N	South Dakota St.	72 66	177	H	Ni chol l s St.	100 39				
				73	H	Southern U.	94 49								
				61	A	Ari zona St.	65 59								

Non-Div I Games:

Baylor



Average RPI	Win:	180	WON-LOST	WINNING	LAST 10	STRENGTH OF	OPP. STRENGTH	TEAM	ADJ.	CONF.	ADJ CONF.
Average RPI	Loss:	5	RECORD	PCT. RANK	GAMES	SCHEDULE	OF SCHEDULE	RPI	RPI	RPI	RPI
DIV. I ONLY		4- 1	56	1- 0	70	89	19	19	14	14	
DIV. I NON-CONF.		4- 1	56	1- 0	70	89	19	19	14	14	
-----											
TOTALS	RPI 1-25		RPI 26-50		W-L RECORDS	RPI 51-100		RPI 101-150		RPI 150+	
4- 1	0- 1		0- 0		OVERALL	0- 0		2- 0		2- 0	
1- 0	0- 0		0- 0		HOME	0- 0		0- 0		1- 0	
3- 1	0- 1		0- 0		AWAY	0- 0		2- 0		1- 0	
0- 0	0- 0		0- 0		NEUTRAL	0- 0		0- 0		0- 0	
4- 1	0- 1		0- 0		NON-CONFERENCE	0- 0		2- 0		2- 0	
1- 0	0- 0		0- 0		HOME	0- 0		0- 0		1- 0	
3- 1	0- 1		0- 0		AWAY	0- 0		2- 0		1- 0	
0- 0	0- 0		0- 0		NEUTRAL	0- 0		0- 0		0- 0	
0- 0	0- 0		0- 0		CONFERENCE	0- 0		0- 0		0- 0	
0- 0	0- 0		0- 0		HOME	0- 0		0- 0		0- 0	
0- 0	0- 0		0- 0		AWAY	0- 0		0- 0		0- 0	
0- 0	0- 0		0- 0		NEUTRAL	0- 0		0- 0		0- 0	

RPI	S	Opponent	Score	RPI	S	Opponent	Score	RPI	S	Opponent	Score	RPI	S	Opponent	Score
5	A	NC State	62 77									118	A	Middle Tenn.	45 38
												134	A	Wright St.	79 63
												161	H	Tulsa	78 53
												305	A	Northern Ky.	71 53
-----															
LAST 12 Division I GAMES:															
5	A	NC State	62 77	305	A	Northern Ky.	71 53	118	A	Middle Tenn.	45 38	134	A	Wright St.	79 63

Non-Div I Games:

Belmont



Average RPI	Win: 299	WON-LOST	WINNING	LAST 10	STRENGTH OF	OPP. STRENGTH	TEAM	ADJ.	CONF.	ADJ CONF.
Average RPI	Loss: 150	RECORD	PCT. RANK	GAMES	SCHEDULE	OF SCHEDULE	RPI	RPI	RPI	RPI
DIV. I ONLY	2- 2	153	0- 1	318	133	272	272	32	32	
DIV. I NON-CONF.	2- 2	153	0- 1	318	133	272	272	32	32	
-----										
TOTALS	RPI 1-25	RPI 26-50	W-L RECORDS	RPI 51-100	RPI 101-150	RPI 150+				
2- 2	0- 0	0- 0	OVERALL	0- 1	0- 0	2- 1				
2- 0	0- 0	0- 0	HOME	0- 0	0- 0	2- 0				
0- 2	0- 0	0- 0	AWAY	0- 1	0- 0	0- 1				
0- 0	0- 0	0- 0	NEUTRAL	0- 0	0- 0	0- 0				
2- 2	0- 0	0- 0	NON-CONFERENCE	0- 1	0- 0	2- 1				
2- 0	0- 0	0- 0	HOME	0- 0	0- 0	2- 0				
0- 2	0- 0	0- 0	AWAY	0- 1	0- 0	0- 1				
0- 0	0- 0	0- 0	NEUTRAL	0- 0	0- 0	0- 0				
0- 0	0- 0	0- 0	CONFERENCE	0- 0	0- 0	0- 0				
0- 0	0- 0	0- 0	HOME	0- 0	0- 0	0- 0				
0- 0	0- 0	0- 0	AWAY	0- 0	0- 0	0- 0				
0- 0	0- 0	0- 0	NEUTRAL	0- 0	0- 0	0- 0				

RPI 1-25				RPI 26-50				RPI 51-100				RPI 101+Team's RPI: 272					
RPI	S	Opponent	Score	RPI	S	Opponent	Score	RPI	S	Opponent	Score	RPI	S	Opponent	Score		
								60	A	South Fla.	39	88	240	A	Ga. Southern	76	77
													296	H	FIU	68	57
													302	H	Liberty	81	76
LAST 12 Division I GAMES:																	
				240	A	Ga. Southern	76	77									
				296	H	FIU	68	57									
				60	A	South Fla.	39	88									
				302	H	Liberty	81	76									

Non-Div I Games: Edward Waters 73 46

Bethune-Cookman



Average RPI Win:	303	WON-LOST	WINNING	LAST 10	STRENGTH OF	OPP. STRENGTH	TEAM	ADJ.	CONF.	ADJ CONF.
Average RPI Loss:	152	RECORD	PCT. RANK	GAMES	SCHEDULE	OF SCHEDULE	RPI	RPI	RPI	RPI

DIV. I ONLY	2- 3	192	1- 0	114	332	234	234	25	25
DIV. I NON-CONF.	2- 3	192	1- 0	114	332	234	234	25	25
-----									
TOTALS	RPI 1-25	RPI 26-50	W-L RECORDS	RPI 51-100	RPI 101-150	RPI 150+			
2- 3	0- 0	0- 1	OVERALL	0- 0	0- 0	2- 2			
2- 1	0- 0	0- 0	HOME	0- 0	0- 0	2- 1			
0- 2	0- 0	0- 1	AWAY	0- 0	0- 0	0- 1			
0- 0	0- 0	0- 0	NEUTRAL	0- 0	0- 0	0- 0			
2- 3	0- 0	0- 1	NON-CONFERENCE	0- 0	0- 0	2- 2			
2- 1	0- 0	0- 0	HOME	0- 0	0- 0	2- 1			
0- 2	0- 0	0- 1	AWAY	0- 0	0- 0	0- 1			
0- 0	0- 0	0- 0	NEUTRAL	0- 0	0- 0	0- 0			
0- 0	0- 0	0- 0	CONFERENCE	0- 0	0- 0	0- 0			
0- 0	0- 0	0- 0	HOME	0- 0	0- 0	0- 0			
0- 0	0- 0	0- 0	AWAY	0- 0	0- 0	0- 0			
0- 0	0- 0	0- 0	NEUTRAL	0- 0	0- 0	0- 0			

RPI 1-25	RPI 26-50	RPI 51-100	RPI 101+	Team's RPI: 234
RPI S Opponent Score	RPI S Opponent Score	RPI S Opponent Score	RPI S Opponent Score	
	37 A Ohio 49 86		153 H Lehigh 55 65	
			266 A Lafayette 50 59	
			274 H Cornell 72 61	
			331 H Army West Point 60 47	
LAST 12 Division I GAMES:				
	331 H Army West Point 60 47	153 H Lehigh 55 65		
		37 A Ohio 49 86		
		266 A Lafayette 50 59		
		274 H Cornell 72 61		

Non-Div I Games: Charleston (WV) 69 62 Caldwell 73 54

Binghamton



Average RPI Win: 154

Average RPI Loss: 6

WON-LOST  
RECORDWINNING  
PCT. RANKLAST 10  
GAMESSTRENGTH OF  
SCHEDULEOPP. STRENGTH  
OF SCHEDULETEAM  
RPIADJ.  
RPICONF.  
RPIADJ CONF.  
RPIDIV. I ONLY  
DIV. I NON-CONF.3- 1  
3- 186  
861- 0  
1- 066  
6659  
5941  
4141  
4110  
1010  
10

TOTALS

RPI 1-25

RPI 26-50

W-L RECORDS

RPI 51-100

RPI 101-150

RPI 150+

3- 1

0- 1

0- 0

OVERALL

0- 0

2- 0

1- 0

1- 1

0- 1

0- 0

HOME

0- 0

0- 0

1- 0

0- 0

0- 0

0- 0

AWAY

0- 0

0- 0

0- 0

2- 0

0- 0

0- 0

NEUTRAL

0- 0

2- 0

0- 0

3- 1

0- 1

0- 0

NON-CONFERENCE

0- 0

2- 0

1- 0

1- 1

0- 1

0- 0

HOME

0- 0

0- 0

1- 0

0- 0

0- 0

0- 0

AWAY

0- 0

0- 0

0- 0

2- 0

0- 0

0- 0

NEUTRAL

0- 0

2- 0

0- 0

0- 0

0- 0

0- 0

CONFERENCE

0- 0

0- 0

0- 0

0- 0

0- 0

0- 0

HOME

0- 0

0- 0

0- 0

0- 0

0- 0

0- 0

AWAY

0- 0

0- 0

0- 0

0- 0

0- 0

0- 0

NEUTRAL

0- 0

0- 0

0- 0

RPI 1-25

RPI 26-50

Team's RPI: 41

RPI 51-100

RPI 101+

RPI	S	Opponent	Score
6	H	Louisville	55 74

RPI	S	Opponent	Score

RPI	S	Opponent	Score

RPI	S	Opponent	Score
117	N	Idaho	91 85
147	N	UNI	61 60
197	H	CSUN	74 63

LAST 12 Division I GAMES:

6	H	Louisville	55	74	147	N	UNI	61	60
197	H	CSUN	74	63	117	N	Idaho	91	85

Non-Div I Games:

Southern Ore.

91 46

Northwest Chrst.

93 26

Boi se St.

Loss, 
 Non-Conf, S Site, 
 H Home
A Away 
 N Neutral



Average RPI Win: 199

Average RPI Loss: 0

WON-LOST  
RECORDWINNING  
PCT. RANKLAST 10  
GAMESSTRENGTH OF  
SCHEDULEOPP. STRENGTH  
OF SCHEDULETEAM  
RPIADJ.  
RPICONF.  
RPIADJ CONF.  
RPIDIV. I ONLY  
DIV. I NON-CONF.6- 0  
6- 01  
11- 0  
1- 0152  
152162  
16235  
3535  
351  
11  
1

TOTALS

RPI 1-25

RPI 26-50

W-L RECORDS

RPI 51-100

RPI 101-150

RPI 150+

6- 0

0- 0

0- 0

OVERALL

1- 0

2- 0

3- 0

2- 0

0- 0

0- 0

HOME

0- 0

1- 0

1- 0

2- 0

0- 0

0- 0

AWAY

1- 0

1- 0

0- 0

2- 0

0- 0

0- 0

NEUTRAL

0- 0

0- 0

2- 0

6- 0

0- 0

0- 0

NON-CONFERENCE

1- 0

2- 0

3- 0

2- 0

0- 0

0- 0

HOME

0- 0

1- 0

1- 0

2- 0

0- 0

0- 0

AWAY

1- 0

1- 0

0- 0

2- 0

0- 0

0- 0

NEUTRAL

0- 0

0- 0

2- 0

0- 0

0- 0

0- 0

CONFERENCE

0- 0

0- 0

0- 0

0- 0

0- 0

0- 0

HOME

0- 0

0- 0

0- 0

0- 0

0- 0

0- 0

AWAY

0- 0

0- 0

0- 0

0- 0

0- 0

0- 0

NEUTRAL

0- 0

0- 0

0- 0

RPI 1-25

RPI 26-50

Team's RPI: 35

RPI 51-100

RPI 101+

RPI S Opponent Score

RPI S Opponent Score

RPI S Opponent Score

RPI S Opponent Score

99 A Houston 64 57

130 A Rhode Island 88 64

142 H Holy Cross 89 63

227 H Saint Peter's 89 57

271 N Rider 112 61

324 N Loyola Maryland 73 47

LAST 12 Division I GAMES:

271 N Rider 112 61

324 N Loyola Maryland 73 47

99 A Houston 64 57

142 H Holy Cross 89 63

227 H Saint Peter's 89 57

130 A Rhode Island 88 64

Non-Div I Games:

Boston College

Loss, Non-Conf, S Site, H Home A Away N Neutral



Average RPI	Win: 237	WON-LOST	WINNING	LAST 10	STRENGTH OF	OPP. STRENGTH	TEAM	ADJ.	CONF.	ADJ CONF.
Average RPI	Loss: 79	RECORD	PCT. RANK	GAMES	SCHEDULE	OF SCHEDULE	RPI	RPI	RPI	RPI
DIV. I ONLY	2- 2	153	1- 0	29	263	76	76	21	21	
DIV. I NON-CONF.	2- 2	153	1- 0	29	263	76	76	21	21	
-----										
TOTALS	RPI 1-25	RPI 26-50	W-L RECORDS	RPI 51-100	RPI 101-150	RPI 150+				
2- 2	0- 1	0- 0	OVERALL	0- 0	0- 1	2- 0				
2- 0	0- 0	0- 0	HOME	0- 0	0- 0	2- 0				
0- 2	0- 1	0- 0	AWAY	0- 0	0- 1	0- 0				
0- 0	0- 0	0- 0	NEUTRAL	0- 0	0- 0	0- 0				
2- 2	0- 1	0- 0	NON-CONFERENCE	0- 0	0- 1	2- 0				
2- 0	0- 0	0- 0	HOME	0- 0	0- 0	2- 0				
0- 2	0- 1	0- 0	AWAY	0- 0	0- 1	0- 0				
0- 0	0- 0	0- 0	NEUTRAL	0- 0	0- 0	0- 0				
0- 0	0- 0	0- 0	CONFERENCE	0- 0	0- 0	0- 0				
0- 0	0- 0	0- 0	HOME	0- 0	0- 0	0- 0				
0- 0	0- 0	0- 0	AWAY	0- 0	0- 0	0- 0				
0- 0	0- 0	0- 0	NEUTRAL	0- 0	0- 0	0- 0				

RPI 1-25				RPI 26-50				RPI 51-100				Team's RPI: 76				RPI 101+			
RPI	S	Opponent	Score	RPI	S	Opponent	Score	RPI	S	Opponent	Score	RPI	S	Opponent	Score	RPI	S	Opponent	Score
20	A	Northeastern	51 81													137	A	Marist	57 68
																221	H	Brown	72 51
																252	H	Bryant	67 65
LAST 12 Division I GAMES:																			
								252	H	Bryant	67 65								
								137	A	Marist	57 68								
								221	H	Brown	72 51								
								20	A	Northeastern	51 81								

Non-Div I Games:

Boston U.



Average RPI Win: 288

Average RPI Loss: 160

WON-LOST  
RECORDWINNING  
PCT. RANKLAST 10  
GAMESSTRENGTH OF  
SCHEDULEOPP. STRENGTH  
OF SCHEDULETEAM  
RPIADJ.  
RPICONF.  
RPIADJ CONF.  
RPIDIV. I ONLY  
DIV. I NON-CONF.3- 3  
3- 3153  
1530- 1  
0- 1194  
194308  
308230  
230230  
23011  
1111  
11

TOTALS

RPI 1-25

RPI 26-50

W-L RECORDS

RPI 51-100

RPI 101-150

RPI 150+

3- 3  
3- 0  
0- 2  
0- 10- 0  
0- 0  
0- 0  
0- 00- 0  
0- 0  
0- 0  
0- 0OVERALL  
HOME  
AWAY  
NEUTRAL0- 1  
0- 0  
0- 1  
0- 00- 0  
0- 0  
0- 0  
0- 03- 2  
3- 0  
0- 1  
0- 13- 3  
3- 0  
0- 2  
0- 10- 0  
0- 0  
0- 0  
0- 00- 0  
0- 0  
0- 0  
0- 0NON-CONFERENCE  
HOME  
AWAY  
NEUTRAL0- 1  
0- 0  
0- 1  
0- 00- 0  
0- 0  
0- 0  
0- 03- 2  
3- 0  
0- 1  
0- 10- 0  
0- 0  
0- 0  
0- 00- 0  
0- 0  
0- 0  
0- 00- 0  
0- 0  
0- 0  
0- 0CONFERENCE  
HOME  
AWAY  
NEUTRAL0- 0  
0- 0  
0- 0  
0- 00- 0  
0- 0  
0- 0  
0- 00- 0  
0- 0  
0- 0  
0- 0

RPI 1-25

RPI 26-50

RPI 51-100

RPI 101+

Team's RPI: 230

RPI S Opponent Score

RPI S Opponent Score

RPI S Opponent Score  
80 A Michigan St. 69 99RPI S Opponent Score  
186 A Coastal Caro. 80 81  
215 N Mercer 63 76  
235 H Loyol a Chi cago 88 74  
313 H Marshall I 99 76  
316 H Robert Morris 61 60

LAST 12 Division I GAMES:

215 N Mercer 63 76  
186 A Coastal Caro. 80 81  
235 H Loyol a Chi cago 88 74  
316 H Robert Morris 61 60  
313 H Marshall I 99 76  
80 A Michigan St. 69 99

Bowling Green

Bowling Green

Non-Div I Games:

Bowling Green

Loss, Non-Conf, S Site, H Home A Away N Neutral



Average RPI Win: 199

Average RPI Loss: 0

WON-LOST  
RECORDWINNING  
PCT. RANKLAST 10  
GAMESSTRENGTH OF  
SCHEDULEOPP. STRENGTH  
OF SCHEDULETEAM  
RPIADJ.  
RPICONF.  
RPIADJ CONF.  
RPIDIV. I ONLY  
DIV. I NON-CONF.3- 0  
3- 01  
11- 0  
1- 0205  
20594  
9442  
4242  
4215  
1515  
15

TOTALS

RPI 1-25

RPI 26-50

W-L RECORDS

RPI 51-100

RPI 101-150

RPI 150+

3- 0

0- 0

0- 0

OVERALL

0- 0

0- 0

3- 0

1- 0

0- 0

0- 0

HOME

0- 0

0- 0

1- 0

1- 0

0- 0

0- 0

AWAY

0- 0

0- 0

1- 0

1- 0

0- 0

0- 0

NEUTRAL

0- 0

0- 0

1- 0

3- 0

0- 0

0- 0

NON-CONFERENCE

0- 0

0- 0

3- 0

1- 0

0- 0

0- 0

HOME

0- 0

0- 0

1- 0

1- 0

0- 0

0- 0

AWAY

0- 0

0- 0

1- 0

1- 0

0- 0

0- 0

NEUTRAL

0- 0

0- 0

1- 0

0- 0

0- 0

0- 0

CONFERENCE

0- 0

0- 0

0- 0

0- 0

0- 0

0- 0

HOME

0- 0

0- 0

0- 0

0- 0

0- 0

0- 0

AWAY

0- 0

0- 0

0- 0

0- 0

0- 0

0- 0

NEUTRAL

0- 0

0- 0

0- 0

RPI 1-25

RPI 26-50

Team's RPI: 42

RPI 51-100

RPI 101+

RPI S Opponent Score

RPI S Opponent Score

RPI S Opponent Score

RPI S Opponent Score

168 N Delaware 59 47

175 H Southeast Mo. St. 85 79

254 A Fla. Atlantic 80 59

LAST 12 Division I GAMES:

254 A Fla. Atlantic 80 59

168 N Delaware 59 47

175 H Southeast Mo. St. 85 79

Bradley

Bradley

Non-Div I Games:

Rockhurst

83 40

Bradley



Average RPI	Win:	236	WON-LOST	WINNING	LAST 10	STRENGTH OF	OPP. STRENGTH	TEAM	ADJ.	CONF.	ADJ CONF.
Average RPI	Loss:	127	RECORD	PCT. RANK	GAMES	SCHEDULE	OF SCHEDULE	RPI	RPI	RPI	RPI
DIV. I ONLY		4- 4		153	0- 1	242	122	221	221	22	22
DIV. I NON-CONF.		4- 4		153	0- 1	242	122	221	221	22	22
-----											
TOTALS	RPI 1-25		RPI 26-50		W-L RECORDS	RPI 51-100		RPI 101-150		RPI 150+	
4- 4	0- 1		0- 0		OVERALL	0- 1		1- 0		3- 2	
3- 2	0- 1		0- 0		HOME	0- 0		0- 0		3- 1	
1- 2	0- 0		0- 0		AWAY	0- 1		1- 0		0- 1	
0- 0	0- 0		0- 0		NEUTRAL	0- 0		0- 0		0- 0	
4- 4	0- 1		0- 0		NON-CONFERENCE	0- 1		1- 0		3- 2	
3- 2	0- 1		0- 0		HOME	0- 0		0- 0		3- 1	
1- 2	0- 0		0- 0		AWAY	0- 1		1- 0		0- 1	
0- 0	0- 0		0- 0		NEUTRAL	0- 0		0- 0		0- 0	
0- 0	0- 0		0- 0		CONFERENCE	0- 0		0- 0		0- 0	
0- 0	0- 0		0- 0		HOME	0- 0		0- 0		0- 0	
0- 0	0- 0		0- 0		AWAY	0- 0		0- 0		0- 0	
0- 0	0- 0		0- 0		NEUTRAL	0- 0		0- 0		0- 0	

RPI 1-25				RPI 26-50				RPI 51-100				RPI 101+				Team's RPI: 221
RPI	S	Opponent	Score	RPI	S	Opponent	Score	RPI	S	Opponent	Score	RPI	S	Opponent	Score	
24	H	Bucknell I	78 91					76	A	Boston U.	51 72	142	A	Holy Cross	89 85	
												157	H	Massachusetts	61 90	
												245	H	Fairfield	68 49	
												252	A	Bryant	57 75	
												264	H	Central Conn. St.	68 63	
												292	H	New Hampshire	76 70	
-----																
LAST 12 Division I GAMES:																
142	A	Holy Cross	89 85	24	H	Bucknell I	78 91	142	A	Holy Cross	89 85	24	H	Bucknell I	78 91	
292	H	New Hampshire	76 70	157	H	Massachusetts	61 90	292	H	Massachusetts	61 90	157	H	Massachusetts	61 90	
76	A	Boston U.	51 72	245	H	Fairfield	68 49	76	A	Boston U.	51 72	245	H	Fairfield	68 49	
252	A	Bryant	57 75													
264	H	Central Conn. St.	68 63													

Non-Div I Games:

Brown



Average RPI Win: 240		WON-LOST RECORD	WINNING PCT. RANK	LAST 10 GAMES	STRENGTH OF SCHEDULE	OPP. STRENGTH OF SCHEDULE	TEAM RPI	ADJ. RPI	CONF. RPI	ADJ. CONF. RPI
Loss: 181										
DIV. I ONLY		2- 4	214	0- 1	246	190	252	252	31	31
DIV. I NON-CONF.		2- 4	214	0- 1	246	190	252	252	31	31
TOTALS		RPI 1-25	RPI 26-50	W-L RECORDS		RPI 51-100	RPI 101-150	RPI 150+		
2- 4	0- 0		0- 0	OVERALL		0- 1	0- 1	2- 2		
1- 1	0- 0		0- 0	HOME		0- 0	0- 1	1- 0		
1- 3	0- 0		0- 0	AWAY		0- 1	0- 0	1- 2		
0- 0	0- 0		0- 0	NEUTRAL		0- 0	0- 0	0- 0		
2- 4	0- 0		0- 0	NON-CONFERENCE		0- 1	0- 1	2- 2		
1- 1	0- 0		0- 0	HOME		0- 0	0- 1	1- 0		
1- 3	0- 0		0- 0	AWAY		0- 1	0- 0	1- 2		
0- 0	0- 0		0- 0	NEUTRAL		0- 0	0- 0	0- 0		
0- 0	0- 0		0- 0	CONFERENCE		0- 0	0- 0	0- 0		
0- 0	0- 0		0- 0	HOME		0- 0	0- 0	0- 0		
0- 0	0- 0		0- 0	AWAY		0- 0	0- 0	0- 0		
0- 0	0- 0		0- 0	NEUTRAL		0- 0	0- 0	0- 0		

RPI 1-25				RPI 26-50				RPI 51-100				RPI 101+				Team's RPI: 252	
RPI	S	Opponent	Score	RPI	S	Opponent	Score	RPI	S	Opponent	Score	RPI	S	Opponent	Score		
								76	A	Boston U.	65	67	136	H	Maine	57	74
													220	A	West Virginia	48	94
													221	H	Brown	75	57
													259	A	UMass Lowell	58	57
													292	A	New Hampshire	74	79
LAST 12 Division I GAMES:																	
				292	A	New Hampshire	74	79	76	A	Boston U.	65	67				
									220	A	West Virginia	48	94				
									136	H	Maine	57	74				
									221	H	Brown	75	57				
									259	A	UMass Lowell	58	57				

Bryant



Average RPI	Win:	162	WON-LOST	WINNING	LAST 10	STRENGTH OF	OPP. STRENGTH	TEAM	ADJ.	CONF.	ADJ CONF.
Average RPI	Loss:	56	RECORD	PCT. RANK	GAMES	SCHEDULE	OF SCHEDULE	RPI	RPI	RPI	RPI
DIV. I ONLY		5- 2		96	1- 0	65	68	24	24	21	21
DIV. I NON-CONF.		5- 2		96	1- 0	65	68	24	24	21	21
-----											
TOTALS	RPI 1-25		RPI 26-50		W-L RECORDS	RPI 51-100		RPI 101-150		RPI 150+	
5- 2	0- 1		1- 0		OVERALL	0- 0		1- 1		3- 0	
1- 0	0- 0		1- 0		HOME	0- 0		0- 0		0- 0	
2- 2	0- 1		0- 0		AWAY	0- 0		1- 1		1- 0	
2- 0	0- 0		0- 0		NEUTRAL	0- 0		0- 0		2- 0	
5- 2	0- 1		1- 0		NON-CONFERENCE	0- 0		1- 1		3- 0	
1- 0	0- 0		1- 0		HOME	0- 0		0- 0		0- 0	
2- 2	0- 1		0- 0		AWAY	0- 0		1- 1		1- 0	
2- 0	0- 0		0- 0		NEUTRAL	0- 0		0- 0		2- 0	
0- 0	0- 0		0- 0		CONFERENCE	0- 0		0- 0		0- 0	
0- 0	0- 0		0- 0		HOME	0- 0		0- 0		0- 0	
0- 0	0- 0		0- 0		AWAY	0- 0		0- 0		0- 0	
0- 0	0- 0		0- 0		NEUTRAL	0- 0		0- 0		0- 0	

RPI 1-25	Team's RPI: 24	RPI 26-50	RPI 51-100	RPI 101+
RPI S Opponent Score	RPI S Opponent Score	RPI S Opponent Score	RPI S Opponent Score	RPI S Opponent Score
8 A Syracuse 56 70	47 H Quinnipiac 75 58			104 A Drexel 42 64
				138 A Monmouth 70 32
				157 N Massachusetts 77 58
				221 A Brown 91 78
				245 N Fairfield 77 54
-----				
LAST 12 Division I GAMES:				
245 N Fairfield 77 54	221 A Brown 91 78			
157 N Massachusetts 77 58				
8 A Syracuse 56 70				
104 A Drexel 42 64				
47 H Quinnipiac 75 58				
138 A Monmouth 70 32				

Non-Div I Games:

Bucknell I



Average RPI		Win: 205	WON-LOST RECORD	WINNING PCT. RANK	LAST 10 GAMES	STRENGTH OF SCHEDULE	OPP. STRENGTH OF SCHEDULE	TEAM RPI	ADJ. RPI	CONF. RPI	ADJ. CONF. RPI
Loss: 4											
DIV. I ONLY			4- 1	56	1- 0	175	53	50	50	11	11
DIV. I NON-CONF.			4- 1	56	1- 0	175	53	50	50	11	11
TOTALS		RPI 1-25		RPI 26-50		W-L RECORDS	RPI 51-100	RPI 101-150		RPI 150+	
4- 1	0- 1			1- 0		OVERALL	0- 0	0- 0		3- 0	
1- 0	0- 0			0- 0		HOME	0- 0	0- 0		1- 0	
1- 1	0- 1			0- 0		AWAY	0- 0	0- 0		1- 0	
2- 0	0- 0			1- 0		NEUTRAL	0- 0	0- 0		1- 0	
4- 1	0- 1			1- 0		NON-CONFERENCE	0- 0	0- 0		3- 0	
1- 0	0- 0			0- 0		HOME	0- 0	0- 0		1- 0	
1- 1	0- 1			0- 0		AWAY	0- 0	0- 0		1- 0	
2- 0	0- 0			1- 0		NEUTRAL	0- 0	0- 0		1- 0	
0- 0	0- 0			0- 0		CONFERENCE	0- 0	0- 0		0- 0	
0- 0	0- 0			0- 0		HOME	0- 0	0- 0		0- 0	
0- 0	0- 0			0- 0		AWAY	0- 0	0- 0		0- 0	
0- 0	0- 0			0- 0		NEUTRAL	0- 0	0- 0		0- 0	

RPI 1-25					RPI 26-50					RPI 51-100					RPI 101+				
RPI	S	Opponent	Score		RPI	S	Opponent	Score		RPI	S	Opponent	Score		RPI	S	Opponent	Score	
4	A	Oregon	82	102	34	N	South Dakota St.	61	55						195	N	Georgetown	73	64
															293	A	UMES	69	63
															298	H	Niagara	88	61
LAST 12 Division I GAMES:																			
										34	N	South Dakota St.	61	55					
										195	N	Georgetown	73	64					
										4	A	Oregon	82	102					
										298	H	Niagara	88	61					
										293	A	UMES	69	63					

Non-Div l Games:

Buffal o



Butler

B  
u  
t  
l  
e  
r

Butler



Average RPI Win:	217	WON-LOST	WINNING	LAST 10	STRENGTH OF	OPP. STRENGTH	TEAM	ADJ.	CONF.	ADJ CONF.
Average RPI Loss:	234	RECORD	PCT. RANK	GAMES	SCHEDULE	OF SCHEDULE	RPI	RPI	RPI	RPI

DIV. I ONLY	2- 2	153	0- 0	336	128	258	258	30	30
DIV. I NON-CONF.	2- 2	153	0- 0	336	128	258	258	30	30
TOTALS	RPI 1-25	RPI 26-50	W-L RECORDS	RPI 51-100	RPI 101-150	RPI 150+			
2- 2	0- 0	0- 0	OVERALL	0- 0	1- 0	1- 2			
1- 0	0- 0	0- 0	HOME	0- 0	1- 0	0- 0			
1- 2	0- 0	0- 0	AWAY	0- 0	0- 0	1- 2			
0- 0	0- 0	0- 0	NEUTRAL	0- 0	0- 0	0- 0			
2- 2	0- 0	0- 0	NON-CONFERENCE	0- 0	1- 0	1- 2			
1- 0	0- 0	0- 0	HOME	0- 0	1- 0	0- 0			
1- 2	0- 0	0- 0	AWAY	0- 0	0- 0	1- 2			
0- 0	0- 0	0- 0	NEUTRAL	0- 0	0- 0	0- 0			
0- 0	0- 0	0- 0	CONFERENCE	0- 0	0- 0	0- 0			
0- 0	0- 0	0- 0	HOME	0- 0	0- 0	0- 0			
0- 0	0- 0	0- 0	AWAY	0- 0	0- 0	0- 0			
0- 0	0- 0	0- 0	NEUTRAL	0- 0	0- 0	0- 0			

RPI 1-25				RPI 26-50				RPI 51-100				RPI 101+				Team's RPI: 258	
RPI	S	Opponent	Score	RPI	S	Opponent	Score	RPI	S	Opponent	Score	RPI	S	Opponent	Score		
												134	H	Wright St.	76	74	
												183	A	San Jose St.	72	82	
												285	A	UTEP	47	53	
												300	A	UC Santa Barbara	56	48	
LAST 12 Division I GAMES:																	
				183	A	San Jose St.	72	82	300	A	UC Santa Barbara	56	48				
				285	A	UTEP	47	53	134	H	Wright St.	76	74				

Non-Div I Games: Whittier 74 46 Westcliff 91 37



C  
S  
U  
NC  
S  
U  
N

CSUN







Average RPI Win:	285	WON-LOST	WINNING	LAST 10	STRENGTH OF	OPP. STRENGTH	TEAM	ADJ.	CONF.	ADJ CONF.
Average RPI Loss:	102	RECORD	PCT. RANK	GAMES	SCHEDULE	OF SCHEDULE	RPI	RPI	RPI	RPI
DIV. I ONLY	2- 4	214	0- 1	222	129	222	222	18	18	
DIV. I NON-CONF.	2- 4	214	0- 1	222	129	222	222	18	18	
-----										
TOTALS	RPI 1-25	RPI 26-50	W-L RECORDS	RPI 51-100	RPI 101-150	RPI 150+				
2- 4	0- 0	0- 1	OVERALL	0- 2	0- 0	2- 1				
0- 2	0- 0	0- 1	HOME	0- 0	0- 0	0- 1				
2- 2	0- 0	0- 0	AWAY	0- 2	0- 0	2- 0				
0- 0	0- 0	0- 0	NEUTRAL	0- 0	0- 0	0- 0				
2- 4	0- 0	0- 1	NON-CONFERENCE	0- 2	0- 0	2- 1				
0- 2	0- 0	0- 1	HOME	0- 0	0- 0	0- 1				
2- 2	0- 0	0- 0	AWAY	0- 2	0- 0	2- 0				
0- 0	0- 0	0- 0	NEUTRAL	0- 0	0- 0	0- 0				
0- 0	0- 0	0- 0	CONFERENCE	0- 0	0- 0	0- 0				
0- 0	0- 0	0- 0	HOME	0- 0	0- 0	0- 0				
0- 0	0- 0	0- 0	AWAY	0- 0	0- 0	0- 0				
0- 0	0- 0	0- 0	NEUTRAL	0- 0	0- 0	0- 0				

RPI 1-25				RPI 26-50				RPI 51-100				RPI 101+ Team's RPI: 222			
RPI	S	Opponent	Score	RPI	S	Opponent	Score	RPI	S	Opponent	Score	RPI	S	Opponent	Score
				39	H	Santa Clara	60 64	69	A	Portland	74 83	213	H	San Diego St.	72 83
								86	A	Washington	74 83	278	A	Seattle U	57 54
												291	A	Cal i forn i a Bapt i st	79 65
LAST 12 Division I GAMES:															
				86	A	Washington	74 83	69	A	Portland	74 83				
				278	A	Seattle U	57 54	39	H	Santa Clara	60 64				
								213	H	San Diego St.	72 83				
								291	A	Cal i forn i a Bapt i st	79 65				

Non-Div I Games:

Cal St. Fullerton



Average RPI Win:	95	WON-LOST	WINNING	LAST 10	STRENGTH OF	OPP. STRENGTH	TEAM	ADJ.	CONF.	ADJ CONF.
Average RPI Loss:	0	RECORD	PCT. RANK	GAMES	SCHEDULE	OF SCHEDULE	RPI	RPI	RPI	RPI

DIV. I ONLY	6- 0	1	1- 0	9	78	3	3	2	2
DIV. I NON-CONF.	6- 0	1	1- 0	9	78	3	3	2	2
-----									
TOTALS	RPI 1-25	RPI 26-50	W-L RECORDS	RPI 51-100	RPI 101-150	RPI 150+			
6- 0	0- 0	1- 0	OVERALL	3- 0	1- 0	1- 0			
1- 0	0- 0	0- 0	HOME	1- 0	0- 0	0- 0			
3- 0	0- 0	0- 0	AWAY	1- 0	1- 0	1- 0			
2- 0	0- 0	1- 0	NEUTRAL	1- 0	0- 0	0- 0			
6- 0	0- 0	1- 0	NON-CONFERENCE	3- 0	1- 0	1- 0			
1- 0	0- 0	0- 0	HOME	1- 0	0- 0	0- 0			
3- 0	0- 0	0- 0	AWAY	1- 0	1- 0	1- 0			
2- 0	0- 0	1- 0	NEUTRAL	1- 0	0- 0	0- 0			
0- 0	0- 0	0- 0	CONFERENCE	0- 0	0- 0	0- 0			
0- 0	0- 0	0- 0	HOME	0- 0	0- 0	0- 0			
0- 0	0- 0	0- 0	AWAY	0- 0	0- 0	0- 0			
0- 0	0- 0	0- 0	NEUTRAL	0- 0	0- 0	0- 0			

RPI 1-25	Team's RPI: 3	RPI 26-50	RPI 51-100	RPI 101+
RPI S Opponent Score	RPI S Opponent Score	RPI S Opponent Score	RPI S Opponent Score	RPI S Opponent Score
	32 N Tulane 65 57	51 N Pacific 81 69	102 A Penn St. 75 58	
		53 A BYU 70 52	232 A San Diego 70 53	
		99 H Houston 80 79		
LAST 12 Division I GAMES:				
	232 A San Diego 70 53	102 A Penn St. 75 58		
	32 N Tulane 65 57	99 H Houston 80 79		
	51 N Pacific 81 69			
	53 A BYU 70 52			

Non-Div I Games:

Cal i forni a



Average RPI Win:	294	WON-LOST	WINNING	LAST 10	STRENGTH OF	OPP. STRENGTH	TEAM	ADJ.	CONF.	ADJ CONF.
Average RPI Loss:	141	RECORD	PCT. RANK	GAMES	SCHEDULE	OF SCHEDULE	RPI	RPI	RPI	RPI
DIV. I ONLY	1- 5	291	0- 1	243	193	291	291	30	30	
DIV. I NON-CONF.	1- 5	291	0- 1	243	193	291	291	30	30	
-----										
TOTALS	RPI 1-25	RPI 26-50	W-L RECORDS	RPI 51-100	RPI 101-150	RPI 150+				
1- 5	0- 0	0- 0	OVERALL	0- 2	0- 1	1- 2				
0- 2	0- 0	0- 0	HOME	0- 0	0- 1	0- 1				
1- 2	0- 0	0- 0	AWAY	0- 1	0- 0	1- 1				
0- 1	0- 0	0- 0	NEUTRAL	0- 1	0- 0	0- 0				
1- 5	0- 0	0- 0	NON-CONFERENCE	0- 2	0- 1	1- 2				
0- 2	0- 0	0- 0	HOME	0- 0	0- 1	0- 1				
1- 2	0- 0	0- 0	AWAY	0- 1	0- 0	1- 1				
0- 1	0- 0	0- 0	NEUTRAL	0- 1	0- 0	0- 0				
0- 0	0- 0	0- 0	CONFERENCE	0- 0	0- 0	0- 0				
0- 0	0- 0	0- 0	HOME	0- 0	0- 0	0- 0				
0- 0	0- 0	0- 0	AWAY	0- 0	0- 0	0- 0				
0- 0	0- 0	0- 0	NEUTRAL	0- 0	0- 0	0- 0				

RPI 1-25				RPI 26-50				RPI 51-100				RPI 101+ Team's RPI: 291			
RPI	S	Opponent	Score	RPI	S	Opponent	Score	RPI	S	Opponent	Score	RPI	S	Opponent	Score
								53	N	BYU	69 76	125	H	Idaho St.	57 72
								90	A	Northern Ariz.	88 91	213	A	San Diego St.	67 83
												222	H	Cal St. Fullerton	65 79
												294	A	Long Beach St.	85 83
LAST 12 Division I GAMES:															
294	A	Long Beach St.	85 83	53	N	BYU	69 76	213	A	San Diego St.	67 83	90	A	Northern Ariz.	88 91
125	H	Idaho St.	57 72					222	H	Cal St. Fullerton	65 79				

Non-Div I Games:

Cal i f o r n i a B a p t i s t



Average RPI	Win:	283	WON-LOST	WINNING	LAST 10	STRENGTH OF	OPP. STRENGTH	TEAM	ADJ.	CONF.	ADJ CONF.
Average RPI	Loss:	36	RECORD	PCT. RANK	GAMES	SCHEDULE	OF SCHEDULE	RPI	RPI	RPI	RPI
DIV. I ONLY		5- 1		43	1- 0	287	140	156	156	28	28
DIV. I NON-CONF.		5- 1		43	1- 0	287	140	156	156	28	28
-----											
TOTALS	RPI 1-25		RPI 26-50		W-L RECORDS	RPI 51-100		RPI 101-150		RPI 150+	
5- 1	0- 0		0- 1		OVERALL	0- 0		0- 0		5- 0	
1- 1	0- 0		0- 1		HOME	0- 0		0- 0		1- 0	
3- 0	0- 0		0- 0		AWAY	0- 0		0- 0		3- 0	
1- 0	0- 0		0- 0		NEUTRAL	0- 0		0- 0		1- 0	
5- 1	0- 0		0- 1		NON-CONFERENCE	0- 0		0- 0		5- 0	
1- 1	0- 0		0- 1		HOME	0- 0		0- 0		1- 0	
3- 0	0- 0		0- 0		AWAY	0- 0		0- 0		3- 0	
1- 0	0- 0		0- 0		NEUTRAL	0- 0		0- 0		1- 0	
0- 0	0- 0		0- 0		CONFERENCE	0- 0		0- 0		0- 0	
0- 0	0- 0		0- 0		HOME	0- 0		0- 0		0- 0	
0- 0	0- 0		0- 0		AWAY	0- 0		0- 0		0- 0	
0- 0	0- 0		0- 0		NEUTRAL	0- 0		0- 0		0- 0	

RPI 1-25				RPI 26-50				RPI 51-100				RPI 101+ Team's RPI: 156			
RPI	S	Opponent	Score	RPI	S	Opponent	Score	RPI	S	Opponent	Score	RPI	S	Opponent	Score
				36	H	Old Domini on	59 83					218	A	Norfol k St.	57 49
												279	A	Western Caro.	63 37
												296	A	FIU	59 54
												309	N	Omaha	65 52
												311	H	Col. of Charleston	66 65
LAST 12 Division I GAMES:															
				296	A	FIU	59 54					279	A	Western Caro.	63 37
				309	N	Omaha	65 52					36	H	Old Domini on	59 83
				218	A	Norfol k St.	57 49								
				311	H	Col. of Charleston	66 65								

Non-Div I Games:

Campbel I



Average RPI Win: 0  
 Average RPI Loss: 261  
 WON-LOST RECORD  
 WINNING PCT. RANK  
 LAST 10 GAMES  
 STRENGTH OF SCHEDULE  
 OPP. STRENGTH OF SCHEDULE  
 TEAM RPI  
 ADJ. RPI  
 CONF. RPI  
 ADJ CONF. RPI

DIV. I ONLY	0- 5	310	0- 1	344	321	351	351	29	29
DIV. I NON-CONF.	0- 5	310	0- 1	344	321	351	351	29	29
TOTALS	RPI 1-25	RPI 26-50	W-L RECORDS	RPI 51-100	RPI 101-150	RPI 150+			
0- 5	0- 0	0- 0	OVERALL	0- 0	0- 0	0- 5			
0- 2	0- 0	0- 0	HOME	0- 0	0- 0	0- 2			
0- 3	0- 0	0- 0	AWAY	0- 0	0- 0	0- 3			
0- 0	0- 0	0- 0	NEUTRAL	0- 0	0- 0	0- 0			
0- 5	0- 0	0- 0	NON-CONFERENCE	0- 0	0- 0	0- 5			
0- 2	0- 0	0- 0	HOME	0- 0	0- 0	0- 2			
0- 3	0- 0	0- 0	AWAY	0- 0	0- 0	0- 3			
0- 0	0- 0	0- 0	NEUTRAL	0- 0	0- 0	0- 0			
0- 0	0- 0	0- 0	CONFERENCE	0- 0	0- 0	0- 0			
0- 0	0- 0	0- 0	HOME	0- 0	0- 0	0- 0			
0- 0	0- 0	0- 0	AWAY	0- 0	0- 0	0- 0			
0- 0	0- 0	0- 0	NEUTRAL	0- 0	0- 0	0- 0			

RPI 1-25				RPI 26-50				RPI 51-100				RPI 101+ Team's RPI : 351												
RPI	S	Opponent	Score	RPI	S	Opponent	Score	RPI	S	Opponent	Score	RPI	S	Opponent	Score									
166	H	Mi ami (OH)	59	62	231	A	Oakl and	60	71	269	A	St. Bonaventure	94	100	301	A	Col gate	53	67	340	H	UTRGV	53	57
LAST 12 Di vi si on I GAMES:																								
166	H	Mi ami (OH)	59	62	231	A	Oakl and	60	71	301	A	Col gate	53	67	340	H	UTRGV	53	57	269	A	St. Bonaventure	94	100

Non-Div I Games:

Canisius



Average RPI	Win:	0	WON-LOST	WINNING	LAST 10	STRENGTH OF	OPP. STRENGTH	TEAM	ADJ.	CONF.	ADJ CONF.
Average RPI	Loss:	251	RECORD	PCT. RANK	GAMES	SCHEDULE	OF SCHEDULE	RPI	RPI	RPI	RPI
DIV. I ONLY		0- 2		310	0- 1	162	349	335	335	23	23
DIV. I NON-CONF.		0- 2		310	0- 1	162	349	335	335	23	23
-----											
TOTALS	RPI 1-25		RPI 26-50		W-L RECORDS	RPI 51-100		RPI 101-150		RPI 150+	
0- 2	0- 0		0- 0		OVERALL	0- 0		0- 0		0- 2	
0- 1	0- 0		0- 0		HOME	0- 0		0- 0		0- 1	
0- 1	0- 0		0- 0		AWAY	0- 0		0- 0		0- 1	
0- 0	0- 0		0- 0		NEUTRAL	0- 0		0- 0		0- 0	
0- 2	0- 0		0- 0		NON-CONFERENCE	0- 0		0- 0		0- 2	
0- 1	0- 0		0- 0		HOME	0- 0		0- 0		0- 1	
0- 1	0- 0		0- 0		AWAY	0- 0		0- 0		0- 1	
0- 0	0- 0		0- 0		NEUTRAL	0- 0		0- 0		0- 0	
0- 0	0- 0		0- 0		CONFERENCE	0- 0		0- 0		0- 0	
0- 0	0- 0		0- 0		HOME	0- 0		0- 0		0- 0	
0- 0	0- 0		0- 0		AWAY	0- 0		0- 0		0- 0	
0- 0	0- 0		0- 0		NEUTRAL	0- 0		0- 0		0- 0	

RPI 1-25				RPI 26-50				RPI 51-100				RPI 101+ Team's RPI: 335			
RPI	S	Opponent	Score	RPI	S	Opponent	Score	RPI	S	Opponent	Score	RPI	S	Opponent	Score
182	H	South Al abama	50 58												
320	A	Jackson St.	56 65												
LAST 12 Di vi si on I GAMES:															
182	H	South Al abama	50 58												
320	A	Jackson St.	56 65												



Average RPI Win:	341	WON-LOST	WINNING	LAST 10	STRENGTH OF	OPP. STRENGTH	TEAM	ADJ.	CONF.	ADJ CONF.
Average RPI Loss:	174	RECORD	PCT. RANK	GAMES	SCHEDULE	OF SCHEDULE	RPI	RPI	RPI	RPI
DIV. I ONLY	1- 4	271	1- 0	200	269	264	264	31	31	
DIV. I NON-CONF.	1- 4	271	1- 0	200	269	264	264	31	31	
-----										
TOTALS	RPI 1-25	RPI 26-50	W-L RECORDS	RPI 51-100	RPI 101-150	RPI 150+				
1- 4	0- 0	0- 0	OVERALL	0- 0	0- 0	1- 4				
0- 1	0- 0	0- 0	HOME	0- 0	0- 0	0- 1				
1- 3	0- 0	0- 0	AWAY	0- 0	0- 0	1- 3				
0- 0	0- 0	0- 0	NEUTRAL	0- 0	0- 0	0- 0				
1- 4	0- 0	0- 0	NON-CONFERENCE	0- 0	0- 0	1- 4				
0- 1	0- 0	0- 0	HOME	0- 0	0- 0	0- 1				
1- 3	0- 0	0- 0	AWAY	0- 0	0- 0	1- 3				
0- 0	0- 0	0- 0	NEUTRAL	0- 0	0- 0	0- 0				
0- 0	0- 0	0- 0	CONFERENCE	0- 0	0- 0	0- 0				
0- 0	0- 0	0- 0	HOME	0- 0	0- 0	0- 0				
0- 0	0- 0	0- 0	AWAY	0- 0	0- 0	0- 0				
0- 0	0- 0	0- 0	NEUTRAL	0- 0	0- 0	0- 0				

RPI 1-25				RPI 26-50				RPI 51-100				RPI 101+				Team's RPI: 264
RPI	S	Opponent	Score	RPI	S	Opponent	Score	RPI	S	Opponent	Score	RPI	S	Opponent	Score	
												153	H	Lehigh	62	88
												157	A	Massachusetts	59	74
												165	A	Rutgers	44	73
												221	A	Brown	63	68
												341	A	Morgan St.	60	36
-----																
LAST 12 Division I GAMES:																
341	A	Morgan St.	60	36	153	H	Lehigh	62	88	221	A	Brown	63	68		
157	A	Massachusetts	59	74												
165	A	Rutgers	44	73												

Non-Div I Games:

Central Conn. St.



Average RPI Win:	135	WON-LOST	WINNING	LAST 10	STRENGTH OF	OPP. STRENGTH	TEAM	ADJ.	CONF.	ADJ CONF.
Average RPI Loss:	34	RECORD	PCT. RANK	GAMES	SCHEDULE	OF SCHEDULE	RPI	RPI	RPI	RPI
DIV. I ONLY	5- 1	43	1- 0	177	12	59	59	11	11	
DIV. I NON-CONF.	5- 1	43	1- 0	177	12	59	59	11	11	
-----										
TOTALS	RPI 1-25	RPI 26-50	W-L RECORDS	RPI 51-100	RPI 101-150	RPI 150+				
5- 1	0- 0	1- 1	OVERALL	1- 0	1- 0	2- 0				
3- 1	0- 0	0- 1	HOME	1- 0	0- 0	2- 0				
1- 0	0- 0	0- 0	AWAY	0- 0	1- 0	0- 0				
1- 0	0- 0	1- 0	NEUTRAL	0- 0	0- 0	0- 0				
5- 1	0- 0	1- 1	NON-CONFERENCE	1- 0	1- 0	2- 0				
3- 1	0- 0	0- 1	HOME	1- 0	0- 0	2- 0				
1- 0	0- 0	0- 0	AWAY	0- 0	1- 0	0- 0				
1- 0	0- 0	1- 0	NEUTRAL	0- 0	0- 0	0- 0				
0- 0	0- 0	0- 0	CONFERENCE	0- 0	0- 0	0- 0				
0- 0	0- 0	0- 0	HOME	0- 0	0- 0	0- 0				
0- 0	0- 0	0- 0	AWAY	0- 0	0- 0	0- 0				
0- 0	0- 0	0- 0	NEUTRAL	0- 0	0- 0	0- 0				

RPI 1-25				RPI 26-50				RPI 51-100				RPI 101+			
RPI	S	Opponent	Score	RPI	S	Opponent	Score	RPI	S	Opponent	Score	RPI	S	Opponent	Score
				34	H	South Dakota St.	71 80	65	H	UCF	75 68	148	A	Virginia	74 61
				43	N	Chattanooga	73 50					187	H	Western Ky.	108 90
												231	H	Oakland	104 61
-----															
LAST 12 Division I GAMES:															
				34	H	South Dakota St.	71 80	43	N	Chattanooga	73 50	148	A	Virginia	74 61
				231	H	Oakland	104 61	65	H	UCF	75 68	187	H	Western Ky.	108 90

Non-Div I Games:

Central Mich.



Average RPI Win: 0		WON-LOST RECORD	WINNING PCT. RANK	LAST 10 GAMES	STRENGTH OF SCHEDULE	OPP. STRENGTH OF SCHEDULE	TEAM RPI	ADJ. RPI	CONF. RPI	ADJ. CONF. RPI
206										
DIV. I ONLY		0- 4	310	0- 1	309	267	344	344	28	28
DIV. I NON-CONF.		0- 4	310	0- 1	309	267	344	344	28	28
TOTALS		RPI 1-25	RPI 26-50	W-L RECORDS		RPI 51-100	RPI 101-150	RPI 150+		
0- 4	0- 0		0- 0	OVERALL		0- 0	0- 1	0- 3		
0- 3	0- 0		0- 0	HOME		0- 0	0- 1	0- 2		
0- 1	0- 0		0- 0	AWAY		0- 0	0- 0	0- 1		
0- 0	0- 0		0- 0	NEUTRAL		0- 0	0- 0	0- 0		
0- 4	0- 0		0- 0	NON-CONFERENCE		0- 0	0- 1	0- 3		
0- 3	0- 0		0- 0	HOME		0- 0	0- 1	0- 2		
0- 1	0- 0		0- 0	AWAY		0- 0	0- 0	0- 1		
0- 0	0- 0		0- 0	NEUTRAL		0- 0	0- 0	0- 0		
0- 0	0- 0		0- 0	CONFERENCE		0- 0	0- 0	0- 0		
0- 0	0- 0		0- 0	HOME		0- 0	0- 0	0- 0		
0- 0	0- 0		0- 0	AWAY		0- 0	0- 0	0- 0		
0- 0	0- 0		0- 0	NEUTRAL		0- 0	0- 0	0- 0		

RPI 1-25				RPI 26-50				RPI 51-100				RPI 101+ Team' s RPI : 344			
RPI	S	Opponent	Score	RPI	S	Opponent	Score	RPI	S	Opponent	Score	RPI	S	Opponent	Score
												146	H	Tennessee Tech	55 77
												178	H	Jacksonville	58 68
												224	H	Davi dson	34 72
												277	A	South Carolina St.	58 67
LAST 12 Di vi si on I GAMES:															
				178	H	Jacksonville	58 68								
				146	H	Tennessee Tech	55 77								
				277	A	South Carolina St.	58 67								
				224	H	Davi dson	34 72								

Charleston So.



Average RPI	Win:	198	WON-LOST	WINNING	LAST 10	STRENGTH OF	OPP. STRENGTH	TEAM	ADJ.	CONF.	ADJ CONF.
Average RPI	Loss:	74	RECORD	PCT. RANK	GAMES	SCHEDULE	OF SCHEDULE	RPI	RPI	RPI	RPI
DIV. I ONLY		4- 1		56	1- 0	114	153	45	45	16	16
DIV. I NON-CONF.		4- 1		56	1- 0	114	153	45	45	16	16
-----											
TOTALS	RPI 1-25		RPI 26-50		W-L RECORDS	RPI 51-100		RPI 101-150		RPI 150+	
4- 1	0- 0		0- 0		OVERALL	0- 1		1- 0		3- 0	
2- 0	0- 0		0- 0		HOME	0- 0		1- 0		1- 0	
1- 1	0- 0		0- 0		AWAY	0- 1		0- 0		1- 0	
1- 0	0- 0		0- 0		NEUTRAL	0- 0		0- 0		1- 0	
4- 1	0- 0		0- 0		NON-CONFERENCE	0- 1		1- 0		3- 0	
2- 0	0- 0		0- 0		HOME	0- 0		1- 0		1- 0	
1- 1	0- 0		0- 0		AWAY	0- 1		0- 0		1- 0	
1- 0	0- 0		0- 0		NEUTRAL	0- 0		0- 0		1- 0	
0- 0	0- 0		0- 0		CONFERENCE	0- 0		0- 0		0- 0	
0- 0	0- 0		0- 0		HOME	0- 0		0- 0		0- 0	
0- 0	0- 0		0- 0		AWAY	0- 0		0- 0		0- 0	
0- 0	0- 0		0- 0		NEUTRAL	0- 0		0- 0		0- 0	

RPI 1-25				RPI 26-50				Team's RPI: 45				RPI 51-100				RPI 101+			
RPI	S	Opponent	Score	RPI	S	Opponent	Score	RPI	S	Opponent	Score	RPI	S	Opponent	Score	RPI	S	Opponent	Score
												74	A	Fordham	64 71	105	H	UNC Asheville	70 53
																153	A	Lehigh	62 60
																233	H	Wofford	85 63
																302	N	Liberty	63 61
LAST 12 Division I GAMES:												153	A	Lehigh	62 60				
												302	N	Liberty	63 61				
												74	A	Fordham	64 71				
												233	H	Wofford	85 63				
												105	H	UNC Asheville	70 53				

Non-Div I Games:

Charlotte



Average RPI		Win: 203	WON-LOST RECORD	WINNING PCT. RANK	LAST 10 GAMES	STRENGTH OF SCHEDULE	OPP. STRENGTH OF SCHEDULE	TEAM RPI	ADJ. RPI	CONF. RPI	ADJ. CONF. RPI
Loss: 47											
DIV. I ONLY			3- 3	153	0- 1	24	158	43	43	24	24
DIV. I NON-CONF.			3- 3	153	0- 1	24	158	43	43	24	24
TOTALS		RPI 1-25		RPI 26-50		W-L RECORDS		RPI 51-100	RPI 101-150	RPI 150+	
3- 3	0- 1			0- 0		OVERALL		1- 2	0- 0	2- 0	
1- 1	0- 1			0- 0		HOME		0- 0	0- 0	1- 0	
1- 1	0- 0			0- 0		AWAY		1- 1	0- 0	0- 0	
1- 1	0- 0			0- 0		NEUTRAL		0- 1	0- 0	1- 0	
3- 3	0- 1			0- 0		NON-CONFERENCE		1- 2	0- 0	2- 0	
1- 1	0- 1			0- 0		HOME		0- 0	0- 0	1- 0	
1- 1	0- 0			0- 0		AWAY		1- 1	0- 0	0- 0	
1- 1	0- 0			0- 0		NEUTRAL		0- 1	0- 0	1- 0	
0- 0	0- 0			0- 0		CONFERENCE		0- 0	0- 0	0- 0	
0- 0	0- 0			0- 0		HOME		0- 0	0- 0	0- 0	
0- 0	0- 0			0- 0		AWAY		0- 0	0- 0	0- 0	
0- 0	0- 0			0- 0		NEUTRAL		0- 0	0- 0	0- 0	

RPI 1-25				Team's RPI: 43				RPI 51-100				RPI 101+			
RPI	S	Opponent	Score	RPI	S	Opponent	Score	RPI	S	Opponent	Score	RPI	S	Opponent	Score
6	H	Louisville	49 75					59	N	Central Mich.	50 73	229	N	Saint Louis	71 61
								77	A	Virginia Tech	59 74	302	H	Liberty	75 60
								78	A	Hampton	58 50				
LAST 12 Division I GAMES:															
229	N	Saint Louis	71 61	59	N	Central Mich.	50 73								
302	H	Liberty	75 60												
77	A	Virginia Tech	59 74												
78	A	Hampton	58 50												
6	H	Louisville	49 75												

Non-Div l Games: Lee

61      55

Chattanooga



Average RPI Win:	0	WON-LOST	WINNING	LAST 10	STRENGTH OF	OPP. STRENGTH	TEAM	ADJ.	CONF.	ADJ CONF.
Average RPI Loss:	189	RECORD	PCT. RANK	GAMES	SCHEDULE	OF SCHEDULE	RPI	RPI	RPI	RPI
DIV. I ONLY	0- 6	310	0- 1	124	310	307	307	30	30	
DIV. I NON-CONF.	0- 6	310	0- 1	124	310	307	307	30	30	
-----										
TOTALS	RPI 1-25	RPI 26-50	W-L RECORDS	RPI 51-100	RPI 101-150	RPI 150+				
0- 6	0- 0	0- 0	OVERALL	0- 2	0- 0	0- 4				
0- 2	0- 0	0- 0	HOME	0- 1	0- 0	0- 1				
0- 3	0- 0	0- 0	AWAY	0- 1	0- 0	0- 2				
0- 1	0- 0	0- 0	NEUTRAL	0- 0	0- 0	0- 1				
0- 6	0- 0	0- 0	NON-CONFERENCE	0- 2	0- 0	0- 4				
0- 2	0- 0	0- 0	HOME	0- 1	0- 0	0- 1				
0- 3	0- 0	0- 0	AWAY	0- 1	0- 0	0- 2				
0- 1	0- 0	0- 0	NEUTRAL	0- 0	0- 0	0- 1				
0- 0	0- 0	0- 0	CONFERENCE	0- 0	0- 0	0- 0				
0- 0	0- 0	0- 0	HOME	0- 0	0- 0	0- 0				
0- 0	0- 0	0- 0	AWAY	0- 0	0- 0	0- 0				
0- 0	0- 0	0- 0	NEUTRAL	0- 0	0- 0	0- 0				

RPI 1-25				RPI 26-50				RPI 51-100				RPI 101+ Team's RPI: 307			
RPI	S	Opponent	Score	RPI	S	Opponent	Score	RPI	S	Opponent	Score	RPI	S	Opponent	Score
								68	H	UAB	45 90	204	A	Morehead St.	68 104
								81	A	Xavier	57 91	214	N	St. Francis Brooklyn	73 110
												235	A	Loyol a Chi cago	40 76
												329	H	Evansvi lle	58 67
-----															
LAST 12 Division I GAMES:															
				235	A	Loyol a Chi cago	40 76	68	H	UAB	45 90	204	A	Morehead St.	68 104
								214	N	St. Francis Brooklyn	73 110	329	H	Evansvi lle	58 67
								81	A	Xavier	57 91				

Non-Div I Games:

Chicago St.



Average RPI Win:	253	WON-LOST	WINNING	LAST 10	STRENGTH OF	OPP. STRENGTH	TEAM	ADJ.	CONF.	ADJ CONF.
Average RPI Loss:	115	RECORD	PCT. RANK	GAMES	SCHEDULE	OF SCHEDULE	RPI	RPI	RPI	RPI
DIV. I ONLY	5- 2	96	1- 0	249	214	185	185	8	8	
DIV. I NON-CONF.	5- 2	96	1- 0	249	214	185	185	8	8	
-----										
TOTALS	RPI 1-25	RPI 26-50	W-L RECORDS	RPI 51-100	RPI 101-150	RPI 150+				
5- 2	0- 0	0- 1	OVERALL	0- 0	1- 0	4- 1				
4- 1	0- 0	0- 1	HOME	0- 0	1- 0	3- 0				
1- 1	0- 0	0- 0	AWAY	0- 0	0- 0	1- 1				
0- 0	0- 0	0- 0	NEUTRAL	0- 0	0- 0	0- 0				
5- 2	0- 0	0- 1	NON-CONFERENCE	0- 0	1- 0	4- 1				
4- 1	0- 0	0- 1	HOME	0- 0	1- 0	3- 0				
1- 1	0- 0	0- 0	AWAY	0- 0	0- 0	1- 1				
0- 0	0- 0	0- 0	NEUTRAL	0- 0	0- 0	0- 0				
0- 0	0- 0	0- 0	CONFERENCE	0- 0	0- 0	0- 0				
0- 0	0- 0	0- 0	HOME	0- 0	0- 0	0- 0				
0- 0	0- 0	0- 0	AWAY	0- 0	0- 0	0- 0				
0- 0	0- 0	0- 0	NEUTRAL	0- 0	0- 0	0- 0				

RPI 1-25				RPI 26-50				RPI 51-100				RPI 101+ Team's RPI: 185			
RPI	S	Opponent	Score	RPI	S	Opponent	Score	RPI	S	Opponent	Score	RPI	S	Opponent	Score
				36	H	Old Domini on	72 76					140	H	Yale	66 52
												194	A	Pi ttsburgh	48 65
												229	A	Sai nt Loui s	51 50
												270	H	ETSU	77 64
												288	H	Li pscomb	71 55
												337	H	Austi n Peay	69 48
LAST 12 Division I GAMES:															
				140	H	Yale	66 52	288	H	Li pscomb	71 55				
				229	A	Sai nt Loui s	51 50								
				194	A	Pi ttsburgh	48 65								
				36	H	Old Domini on	72 76								
				270	H	ETSU	77 64								
				337	H	Austi n Peay	69 48								

Non-Div I Games:

Cincinnati



C  
l  
e  
m  
s  
o  
n

Clemson												Through Games Of Nov. 26, 2018																																					
Average RPI Win: 244				WON-LOST RECORD				WINNING PCT. RANK				LAST 10 GAMES				STRENGTH OF SCHEDULE				OPP. STRENGTH OF SCHEDULE				TEAM RPI		ADJ. RPI		CONF. RPI		ADJ CONF. RPI																			
Average RPI Loss: 65																																																	
DIV. I ONLY				3- 3				153				1- 0				88				157				122		122		1		1																			
DIV. I NON-CONF.				3- 3				153				1- 0				88				157				122		122		1		1																			
-----												-----																																					
TOTALS				RPI 1-25				RPI 26-50				W-L RECORDS				RPI 51-100				RPI 101-150				RPI 150+																									
3- 3				0- 1				0- 1				OVERALL				0- 0				0- 0				3- 1																									
2- 0				0- 0				0- 0				HOME				0- 0				0- 0				2- 0																									
0- 2				0- 1				0- 0				AWAY				0- 0				0- 0				0- 1																									
1- 1				0- 0				0- 1				NEUTRAL				0- 0				0- 0				1- 0																									
3- 3				0- 1				0- 1				NON-CONFERENCE				0- 0				0- 0				3- 1																									
2- 0				0- 0				0- 0				HOME				0- 0				0- 0				2- 0																									
0- 2				0- 1				0- 0				AWAY				0- 0				0- 0				0- 1																									
1- 1				0- 0				0- 1				NEUTRAL				0- 0				0- 0				1- 0																									
0- 0				0- 0				0- 0				CONFERENCE				0- 0				0- 0				0- 0																									
0- 0				0- 0				0- 0				HOME				0- 0				0- 0				0- 0																									
0- 0				0- 0				0- 0				AWAY				0- 0				0- 0				0- 0																									
0- 0				0- 0				0- 0				NEUTRAL				0- 0				0- 0				0- 0																									
RPI 1-25												RPI 26-50												RPI 51-100												RPI 101+												Team's RPI: 122	
RPI	S	Opponent			Score			RPI	S	Opponent			Score			RPI	S	Opponent			Score			RPI	S	Opponent			Score																				
13	A	Al abama			56 76			31	N	Tennessee			66 78											152	A	South Carolina			57 69																				
																								</																									



Average RPI	Win:	280	WON-LOST	WINNING	LAST 10	STRENGTH OF	OPP. STRENGTH	TEAM	ADJ.	CONF.	ADJ CONF.
Average RPI	Loss:	184	RECORD	PCT. RANK	GAMES	SCHEDULE	OF SCHEDULE	RPI	RPI	RPI	RPI
DIV. I ONLY		1- 4		271	0- 1	301		202	326	326	12 12
DIV. I NON-CONF.		1- 4		271	0- 1	301		202	326	326	12 12
-----											
TOTALS	RPI 1-25		RPI 26-50		W-L RECORDS	RPI 51-100		RPI 101-150		RPI 150+	
1- 4	0- 0		0- 1		OVERALL	0- 0		0- 1		1- 2	
1- 0	0- 0		0- 0		HOME	0- 0		0- 0		1- 0	
0- 3	0- 0		0- 0		AWAY	0- 0		0- 1		0- 2	
0- 1	0- 0		0- 1		NEUTRAL	0- 0		0- 0		0- 0	
1- 4	0- 0		0- 1		NON-CONFERENCE	0- 0		0- 1		1- 2	
1- 0	0- 0		0- 0		HOME	0- 0		0- 0		1- 0	
0- 3	0- 0		0- 0		AWAY	0- 0		0- 1		0- 2	
0- 1	0- 0		0- 1		NEUTRAL	0- 0		0- 0		0- 0	
0- 0	0- 0		0- 0		CONFERENCE	0- 0		0- 0		0- 0	
0- 0	0- 0		0- 0		HOME	0- 0		0- 0		0- 0	
0- 0	0- 0		0- 0		AWAY	0- 0		0- 0		0- 0	
0- 0	0- 0		0- 0		NEUTRAL	0- 0		0- 0		0- 0	

RPI 1-25				RPI 26-50				RPI 51-100				RPI 101+ Team's RPI: 326			
RPI	S	Opponent	Score	RPI	S	Opponent	Score	RPI	S	Opponent	Score	RPI	S	Opponent	Score
				32	N	Tulane	72 81					149	A	Eastern Mich.	63 69
												232	A	San Diego	82 83
												280	H	Illinois St.	67 63
												322	A	Ball St.	62 67
LAST 12 Division I GAMES:															
				32	N	Tulane	72 81								
				232	A	San Diego	82 83								
				280	H	Illinois St.	67 63								
				322	A	Ball St.	62 67								
				149	A	Eastern Mich.	63 69								

Non-Div I Games: Lake Erie 79 49 Salem (WV) 113 81

Cleveland and St.



Average RPI Win: 259

Average RPI Loss: 113

WON-LOST  
RECORDWINNING  
PCT. RANKLAST 10  
GAMESSTRENGTH OF  
SCHEDULEOPP. STRENGTH  
OF SCHEDULETEAM  
RPIADJ.  
RPICONF.  
RPIADJ CONF.  
RPIDIV. I ONLY  
DIV. I NON-CONF.4- 1  
4- 156  
561- 0  
1- 0322  
32288  
88186  
186186  
18617  
1717  
17

TOTALS

RPI 1-25

RPI 26-50

W-L RECORDS

RPI 51-100

RPI 101-150

RPI 150+

4- 1

0- 0

0- 0

OVERALL

0- 0

0- 1

4- 0

4- 0

0- 0

0- 0

HOME

0- 0

0- 0

4- 0

0- 1

0- 0

0- 0

AWAY

0- 0

0- 1

0- 0

0- 0

0- 0

0- 0

NEUTRAL

0- 0

0- 0

0- 0

4- 1

0- 0

0- 0

NON-CONFERENCE

0- 0

0- 1

4- 0

4- 0

0- 0

0- 0

HOME

0- 0

0- 0

4- 0

0- 1

0- 0

0- 0

AWAY

0- 0

0- 1

0- 0

0- 0

0- 0

0- 0

NEUTRAL

0- 0

0- 0

0- 0

0- 0

0- 0

0- 0

CONFERENCE

0- 0

0- 0

0- 0

0- 0

0- 0

0- 0

HOME

0- 0

0- 0

0- 0

0- 0

0- 0

0- 0

AWAY

0- 0

0- 0

0- 0

0- 0

0- 0

0- 0

NEUTRAL

0- 0

0- 0

0- 0

RPI 1-25

RPI 26-50

RPI 51-100

RPI 101+

Team's RPI: 186

RPI S Opponent Score

RPI S Opponent Score

RPI S Opponent Score

RPI S Opponent Score

113	A	UC Riverside	43	62
230	H	Bowling Green	81	80
251	H	Memphis	90	71
277	H	South Carolina St.	57	44
279	H	Western Caro.	77	59

LAST 12 Division I GAMES:

251	H	Memphis	90	71
230	H	Bowling Green	81	80
113	A	UC Riverside	43	62
277	H	South Carolina St.	57	44
279	H	Western Caro.	77	59

Non-Div I Games:

Coastal Caro.

■ Loss, 
 ■ Non-Conf, S Site, 
 ■ Home 
 ■ Away 
 N Neutral



Average RPI Win:	277	WON-LOST	WINNING	LAST 10	STRENGTH OF	OPP. STRENGTH	TEAM	ADJ.	CONF.	ADJ CONF.
Average RPI Loss:	209	RECORD	PCT. RANK	GAMES	SCHEDULE	OF SCHEDULE	RPI	RPI	RPI	RPI
DIV. I ONLY	1- 3	249	0- 1	232	323	311	311	13	13	
DIV. I NON-CONF.	1- 3	249	0- 1	232	323	311	311	13	13	
-----										
TOTALS	RPI 1-25	RPI 26-50	W-L RECORDS	RPI 51-100	RPI 101-150	RPI 150+				
1- 3	0- 0	0- 0	OVERALL	0- 0	0- 0	1- 3				
1- 1	0- 0	0- 0	HOME	0- 0	0- 0	1- 1				
0- 2	0- 0	0- 0	AWAY	0- 0	0- 0	0- 2				
0- 0	0- 0	0- 0	NEUTRAL	0- 0	0- 0	0- 0				
1- 3	0- 0	0- 0	NON-CONFERENCE	0- 0	0- 0	1- 3				
1- 1	0- 0	0- 0	HOME	0- 0	0- 0	1- 1				
0- 2	0- 0	0- 0	AWAY	0- 0	0- 0	0- 2				
0- 0	0- 0	0- 0	NEUTRAL	0- 0	0- 0	0- 0				
0- 0	0- 0	0- 0	CONFERENCE	0- 0	0- 0	0- 0				
0- 0	0- 0	0- 0	HOME	0- 0	0- 0	0- 0				
0- 0	0- 0	0- 0	AWAY	0- 0	0- 0	0- 0				
0- 0	0- 0	0- 0	NEUTRAL	0- 0	0- 0	0- 0				

RPI 1-25				RPI 26-50				RPI 51-100				RPI 101+ Team's RPI: 311			
RPI	S	Opponent	Score	RPI	S	Opponent	Score	RPI	S	Opponent	Score	RPI	S	Opponent	Score
												156	A	Campbell	65 66
												233	A	Wofford	58 78
												238	H	Furman	67 70
												277	H	South Carolina St.	75 51
-----															
LAST 12 Division I GAMES:															
				156	A	Campbell	65 66	238	H	Furman	67 70				
				277	H	South Carolina St.	75 51	233	A	Wofford	58 78				

Non-Div I Games: North Greenville 95 62

Col. of Charleston



C  
o  
l  
l  
e  
g  
e

Colgate				Through Games Of Nov. 26, 2018							
Average RPI Win:		321	WON-LOST RECORD	WINNING PCT. RANK	LAST 10 GAMES	STRENGTH OF SCHEDULE	OPP. STRENGTH OF SCHEDULE	TEAM RPI	ADJ. RPI	CONF. RPI	ADJ CONF. RPI
Average RPI Loss:		129									
DIV. I ONLY			2- 3	192	1- 0	312	239	301	301	21	21
DIV. I NON-CONF.			2- 3	192	1- 0	312	239	301	301	21	21
-----											
TOTALS		RPI 1-25	RPI 26-50		W-L RECORDS		RPI 51-100	RPI 101-150	RPI 150+		
2- 3	0- 0	0- 0		OVERALL		0- 1	0- 2	2- 0			
2- 0	0- 0	0- 0		HOME		0- 0	0- 0	2- 0			
0- 3	0- 0	0- 0		AWAY		0- 1	0- 2	0- 0			
0- 0	0- 0	0- 0		NEUTRAL		0- 0	0- 0	0- 0			
2- 3	0- 0	0- 0		NON-CONFERENCE		0- 1	0- 2	2- 0			
2- 0	0- 0	0- 0		HOME		0- 0	0- 0	2- 0			
0- 3	0- 0	0- 0		AWAY		0- 1	0- 2	0- 0			
0- 0	0- 0	0- 0		NEUTRAL		0- 0	0- 0	0- 0			
0- 0	0- 0	0- 0		CONFERENCE		0- 0	0- 0	0- 0			
0- 0	0- 0	0- 0		HOME		0- 0	0- 0	0- 0			
0- 0	0- 0	0- 0		AWAY		0- 0	0- 0	0- 0			
0- 0	0- 0	0- 0		NEUTRAL		0- 0	0- 0	0- 0			
-----											
RPI 1-25			RPI 26-50			RPI 51-100			RPI 101+		
RPI S	Opponent	Score	RPI S	Opponent	Score	RPI S	Opponent	Score	RPI S	Opponent	Score
						97 A	Dayton	58 67	140 A	Yale	61 80
									150 A	George Mason	61 64
									290 H	Col umbi a	84 71
									351 H	Cani si us	67 53
-----											
LAST 12 Di vi si on I GAMES:											
						290 H	Col umbi a	84 71	140 A	Yal e	61 80
						351 H	Cani si us	67 53			
						150 A	George Mason	61 64			
						97 A	Dayton	58 67			



Average RPI	Win:	66	WON-LOST	WINNING	LAST 10	STRENGTH OF	OPP. STRENGTH	TEAM	ADJ.	CONF.	ADJ CONF.
Average RPI	Loss:	0	RECORD	PCT. RANK	GAMES	SCHEDULE	OF SCHEDULE	RPI	RPI	RPI	RPI
DIV. I ONLY		5- 0		1	1- 0	147	1	9	9	2	2
DIV. I NON-CONF.		5- 0		1	1- 0	147	1	9	9	2	2
-----											
TOTALS	RPI 1-25		RPI 26-50		W-L RECORDS	RPI 51-100		RPI 101-150		RPI 150+	
5- 0	2- 0		0- 0		OVERALL	1- 0		2- 0		0- 0	
3- 0	2- 0		0- 0		HOME	0- 0		1- 0		0- 0	
1- 0	0- 0		0- 0		AWAY	0- 0		1- 0		0- 0	
1- 0	0- 0		0- 0		NEUTRAL	1- 0		0- 0		0- 0	
5- 0	2- 0		0- 0		NON-CONFERENCE	1- 0		2- 0		0- 0	
3- 0	2- 0		0- 0		HOME	0- 0		1- 0		0- 0	
1- 0	0- 0		0- 0		AWAY	0- 0		1- 0		0- 0	
1- 0	0- 0		0- 0		NEUTRAL	1- 0		0- 0		0- 0	
0- 0	0- 0		0- 0		CONFERENCE	0- 0		0- 0		0- 0	
0- 0	0- 0		0- 0		HOME	0- 0		0- 0		0- 0	
0- 0	0- 0		0- 0		AWAY	0- 0		0- 0		0- 0	
0- 0	0- 0		0- 0		NEUTRAL	0- 0		0- 0		0- 0	

RPI 1-25	Team's RPI: 9	RPI 26-50	RPI 51-100	RPI 101+
RPI S Opponent Score		RPI S Opponent Score	RPI S Opponent Score	RPI S Opponent Score
10 H Northern Colo. 77 69			62 N Utah St. 78 68	101 A Nevada 65 52
12 H North Carolina 86 74				143 H Colorado St. 59 40
LAST 12 Division I GAMES:				
			62 N Utah St. 78 68	
			101 A Nevada 65 52	
			12 H North Carolina 86 74	
			143 H Colorado St. 59 40	
			10 H Northern Colo. 77 69	

Non-Div I Games:

Col orado



Average RPI Win: 274		WON-LOST RECORD	WINNING PCT. RANK	LAST 10 GAMES	STRENGTH OF SCHEDULE	OPP. STRENGTH OF SCHEDULE	TEAM RPI	ADJ. RPI	CONF. RPI	ADJ CONF. RPI
Average RPI Loss: 10										
DIV. I ONLY		1- 2	214	1- 0	35	90	143	143	10	10
DIV. I NON-CONF.		1- 2	214	1- 0	35	90	143	143	10	10
TOTALS		RPI 1-25	RPI 26-50	W-L RECORDS		RPI 51-100	RPI 101-150	RPI 150+		
1- 2	0- 2		0- 0	OVERALL		0- 0	0- 0	1- 0		
1- 1	0- 1		0- 0	HOME		0- 0	0- 0	1- 0		
0- 1	0- 1		0- 0	AWAY		0- 0	0- 0	0- 0		
0- 0	0- 0		0- 0	NEUTRAL		0- 0	0- 0	0- 0		
1- 2	0- 2		0- 0	NON-CONFERENCE		0- 0	0- 0	1- 0		
1- 1	0- 1		0- 0	HOME		0- 0	0- 0	1- 0		
0- 1	0- 1		0- 0	AWAY		0- 0	0- 0	0- 0		
0- 0	0- 0		0- 0	NEUTRAL		0- 0	0- 0	0- 0		
0- 0	0- 0		0- 0	CONFERENCE		0- 0	0- 0	0- 0		
0- 0	0- 0		0- 0	HOME		0- 0	0- 0	0- 0		
0- 0	0- 0		0- 0	AWAY		0- 0	0- 0	0- 0		
0- 0	0- 0		0- 0	NEUTRAL		0- 0	0- 0	0- 0		

RPI 1-25					
RPI	S	Opponent	Score		
9	A	Col orado	40	59	
10	H	Northern Colo.	47	53	

RPI 26-50					
RPI	S	Opponent	Score		

RPI 51-100					
RPI	S	Opponent	Score		

RPI 101+ Team's RPI: 143					
RPI	S	Opponent	Score		
274	H	Cornell I	56	53	

LAST 12 Division I GAMES:					
274	H	Cornell I	56	53	
10	H	Northern Col o.	47	53	
9	A	Col orado	40	59	

Non-Div I Games:	Eastern N. M.	72	46
------------------	---------------	----	----

Col orado St.

■ Loss, ■ Non-Conf, S Site, H Home A Away N Neutral



Average RPI	Win:	290	WON-LOST	WINNING	LAST 10	STRENGTH OF	OPP. STRENGTH	TEAM	ADJ.	CONF.	ADJ CONF.
Average RPI	Loss:	191	RECORD	PCT. RANK	GAMES	SCHEDULE	OF SCHEDULE	RPI	RPI	RPI	RPI
DIV. I ONLY		2- 4		214	0- 1	280	275	290	290	22	22
DIV. I NON-CONF.		2- 4		214	0- 1	280	275	290	290	22	22
<hr/>											
TOTALS	RPI 1-25		RPI 26-50		W-L RECORDS	RPI 51-100		RPI 101-150		RPI 150+	
2- 4	0- 0		0- 0		OVERALL	0- 1		0- 0		2- 3	
1- 1	0- 0		0- 0		HOME	0- 1		0- 0		1- 0	
1- 3	0- 0		0- 0		AWAY	0- 0		0- 0		1- 3	
0- 0	0- 0		0- 0		NEUTRAL	0- 0		0- 0		0- 0	
2- 4	0- 0		0- 0		NON-CONFERENCE	0- 1		0- 0		2- 3	
1- 1	0- 0		0- 0		HOME	0- 1		0- 0		1- 0	
1- 3	0- 0		0- 0		AWAY	0- 0		0- 0		1- 3	
0- 0	0- 0		0- 0		NEUTRAL	0- 0		0- 0		0- 0	
0- 0	0- 0		0- 0		CONFERENCE	0- 0		0- 0		0- 0	
0- 0	0- 0		0- 0		HOME	0- 0		0- 0		0- 0	
0- 0	0- 0		0- 0		AWAY	0- 0		0- 0		0- 0	
0- 0	0- 0		0- 0		NEUTRAL	0- 0		0- 0		0- 0	

RPI 1-25				RPI 26-50				RPI 51-100				RPI 101+ Team's RPI: 290					
RPI	S	Opponent	Score	RPI	S	Opponent	Score	RPI	S	Opponent	Score	RPI	S	Opponent	Score		
								99	H	Houston	72	83	151	A	Milwaukee	65	78
													212	A	Illinois	69	76
													248	A	Hofstra	65	63
													301	A	Colgate	71	84
													331	H	Army West Point	70	49
LAST 12 Division I GAMES:																	
301	A	Colgate	71	84	151	A	Milwaukee	65	78								
99	H	Houston	72	83	331	H	Army West Point	70	49								
212	A	Illinois	69	76	248	A	Hofstra	65	63								

Non-Div I Games:

Columbia



Average RPI	Win:	0	WON-LOST	WINNING	LAST 10	STRENGTH OF	OPP. STRENGTH	TEAM	ADJ.	CONF.	ADJ CONF.
Average RPI	Loss:	159	RECORD	PCT. RANK	GAMES	SCHEDULE	OF SCHEDULE	RPI	RPI	RPI	RPI
DIV. I ONLY		0- 4		310	0- 1	7	350	174	174	32	32
DIV. I NON-CONF.		0- 4		310	0- 1	7	350	174	174	32	32
-----											
TOTALS	RPI 1-25		RPI 26-50		W-L RECORDS	RPI 51-100		RPI 101-150		RPI 150+	
0- 4	0- 0		0- 0		OVERALL	0- 1		0- 1		0- 2	
0- 1	0- 0		0- 0		HOME	0- 0		0- 0		0- 1	
0- 3	0- 0		0- 0		AWAY	0- 1		0- 1		0- 1	
0- 0	0- 0		0- 0		NEUTRAL	0- 0		0- 0		0- 0	
0- 4	0- 0		0- 0		NON-CONFERENCE	0- 1		0- 1		0- 2	
0- 1	0- 0		0- 0		HOME	0- 0		0- 0		0- 1	
0- 3	0- 0		0- 0		AWAY	0- 1		0- 1		0- 1	
0- 0	0- 0		0- 0		NEUTRAL	0- 0		0- 0		0- 0	
0- 0	0- 0		0- 0		CONFERENCE	0- 0		0- 0		0- 0	
0- 0	0- 0		0- 0		HOME	0- 0		0- 0		0- 0	
0- 0	0- 0		0- 0		AWAY	0- 0		0- 0		0- 0	
0- 0	0- 0		0- 0		NEUTRAL	0- 0		0- 0		0- 0	

RPI 1-25				RPI 26-50				RPI 51-100				RPI 101+ Team' s RPI : 174						
RPI	S	Opponent	Score	RPI	S	Opponent	Score	RPI	S	Opponent	Score	RPI	S	Opponent	Score			
								98	A	Mississippi St.	38	110	108	A	Maryl and	36	93	
													209	H	UMBC	52	57	
													220	A	West Virginia	37	78	
LAST 12 Division I GAMES:																		
				220	A	West Virginia	37	78	98	A	Mississippi St.	38	110	209	H	UMBC	52	57
									108	A	Maryl and	36	93					

Non-Div I Games:

Coppin St.



Average RPI	Win:	287	WON-LOST	WINNING	LAST 10	STRENGTH OF	OPP. STRENGTH	TEAM	ADJ.	CONF.	ADJ CONF.
Average RPI	Loss:	142	RECORD	PCT. RANK	GAMES	SCHEDULE	OF SCHEDULE	RPI	RPI	RPI	RPI
DIV. I ONLY		2- 3	192	0- 1	298	114	274	274	22	22	
DIV. I NON-CONF.		2- 3	192	0- 1	298	114	274	274	22	22	
-----											
TOTALS	RPI 1-25		RPI 26-50		W-L RECORDS	RPI 51-100	RPI 101-150		RPI 150+		
2- 3	0- 0		0- 1		OVERALL	0- 0	0- 1		2- 1		
2- 0	0- 0		0- 0		HOME	0- 0	0- 0		2- 0		
0- 3	0- 0		0- 1		AWAY	0- 0	0- 1		0- 1		
0- 0	0- 0		0- 0		NEUTRAL	0- 0	0- 0		0- 0		
2- 3	0- 0		0- 1		NON-CONFERENCE	0- 0	0- 1		2- 1		
2- 0	0- 0		0- 0		HOME	0- 0	0- 0		2- 0		
0- 3	0- 0		0- 1		AWAY	0- 0	0- 1		0- 1		
0- 0	0- 0		0- 0		NEUTRAL	0- 0	0- 0		0- 0		
0- 0	0- 0		0- 0		CONFERENCE	0- 0	0- 0		0- 0		
0- 0	0- 0		0- 0		HOME	0- 0	0- 0		0- 0		
0- 0	0- 0		0- 0		AWAY	0- 0	0- 0		0- 0		
0- 0	0- 0		0- 0		NEUTRAL	0- 0	0- 0		0- 0		

RPI 1-25				RPI 26-50				RPI 51-100				RPI 101+ Team's RPI: 274			
RPI	S	Opponent	Score	RPI	S	Opponent	Score	RPI	S	Opponent	Score	RPI	S	Opponent	Score
				49	A	Minnesota	45 65					143	A	Colorado St.	53 56
												234	A	Binghamton	61 72
												259	H	UMass Lowell	63 54
												314	H	Albany (NY)	48 34
-----															
LAST 12 Division I GAMES:															
				143	A	Colorado St.	53 56								
				49	A	Minnesota	45 65								
				259	H	UMass Lowell	63 54								
				314	H	Albany (NY)	48 34								
				234	A	Binghamton	61 72								

Non-Div I Games:

Cornell



Average RPI	Win:	334	WON-LOST	WINNING	LAST 10	STRENGTH OF	OPP. STRENGTH	TEAM	ADJ.	CONF.	ADJ CONF.
Average RPI	Loss:	91	RECORD	PCT. RANK	GAMES	SCHEDULE	OF SCHEDULE	RPI	RPI	RPI	RPI
DIV. I ONLY		1- 3		249	0- 1	222		151	242	242	7 7
DIV. I NON-CONF.		1- 3		249	0- 1	222		151	242	242	7 7
-----											
TOTALS	RPI 1-25		RPI 26-50		W-L RECORDS	RPI 51-100		RPI 101-150		RPI 150+	
1- 3	0- 0		0- 1		OVERALL	0- 1		0- 1		1- 0	
0- 1	0- 0		0- 0		HOME	0- 1		0- 0		0- 0	
1- 2	0- 0		0- 1		AWAY	0- 0		0- 1		1- 0	
0- 0	0- 0		0- 0		NEUTRAL	0- 0		0- 0		0- 0	
1- 3	0- 0		0- 1		NON-CONFERENCE	0- 1		0- 1		1- 0	
0- 1	0- 0		0- 0		HOME	0- 1		0- 0		0- 0	
1- 2	0- 0		0- 1		AWAY	0- 0		0- 1		1- 0	
0- 0	0- 0		0- 0		NEUTRAL	0- 0		0- 0		0- 0	
0- 0	0- 0		0- 0		CONFERENCE	0- 0		0- 0		0- 0	
0- 0	0- 0		0- 0		HOME	0- 0		0- 0		0- 0	
0- 0	0- 0		0- 0		AWAY	0- 0		0- 0		0- 0	
0- 0	0- 0		0- 0		NEUTRAL	0- 0		0- 0		0- 0	

RPI 1-25				RPI 26-50				RPI 51-100				RPI 101+ Team's RPI: 242			
RPI	S	Opponent	Score	RPI	S	Opponent	Score	RPI	S	Opponent	Score	RPI	S	Opponent	Score
				34	A	South Dakota St.	48 74	92	H	South Dakota	65 77	147	A	UNI	55 65
												334	A	North Dakota St.	86 51
LAST 12 Division I GAMES:															
								147	A	UNI	55 65				
								34	A	South Dakota St.	48 74				
								334	A	North Dakota St.	86 51				
								92	H	South Dakota	65 77				

Non-Div I Games:

Creighton



Average RPI Win: 318		WON-LOST	WINNING	LAST 10	STRENGTH OF		OPP. STRENGTH	TEAM	ADJ.	CONF.	ADJ CONF.
Loss: 209		RECORD	PCT. RANK	GAMES	SCHEDULE		OF SCHEDULE	RPI	RPI	RPI	RPI
DIV. I ONLY		2- 2	153	0- 1	331		237	297	297	22	22
DIV. I NON-CONF.		2- 2	153	0- 1	331		237	297	297	22	22
TOTALS		RPI 1-25	RPI 26-50	W-L RECORDS		RPI 51-100	RPI 101-150	RPI 150+			
2- 2	0- 0	0- 0		OVERALL		0- 0	0- 1	2- 1			
1- 0	0- 0	0- 0		HOME		0- 0	0- 0	1- 0			
1- 0	0- 0	0- 0		AWAY		0- 0	0- 0	1- 0			
0- 2	0- 0	0- 0		NEUTRAL		0- 0	0- 1	0- 1			
2- 2	0- 0	0- 0		NON-CONFERENCE		0- 0	0- 1	2- 1			
1- 0	0- 0	0- 0		HOME		0- 0	0- 0	1- 0			
1- 0	0- 0	0- 0		AWAY		0- 0	0- 0	1- 0			
0- 2	0- 0	0- 0		NEUTRAL		0- 0	0- 1	0- 1			
0- 0	0- 0	0- 0		CONFERENCE		0- 0	0- 0	0- 0			
0- 0	0- 0	0- 0		HOME		0- 0	0- 0	0- 0			
0- 0	0- 0	0- 0		AWAY		0- 0	0- 0	0- 0			
0- 0	0- 0	0- 0		NEUTRAL		0- 0	0- 0	0- 0			

RPI 1-25				RPI 26-50				RPI 51-100				RPI 101+ Team's RPI: 297			
RPI	S	Opponent	Score	RPI	S	Opponent	Score	RPI	S	Opponent	Score	RPI	S	Opponent	Score
												118	N	Mi ddl e Tenn.	58 70
												300	N	UC Santa Barbara	56 62
												312	A	Vermont	66 42
												324	H	Loyol a Maryl and	54 41
LAST 12 Di vi si on I GAMES:															
				312	A	Vermont	66 42	300	N	UC Santa Barbara	56 62				
				324	H	Loyol a Maryl and	54 41	118	N	Mi ddl e Tenn.	58 70				

### Non-Div I Games:

Dartmouth



Average RPI	Win:	283	WON-LOST	WINNING	LAST 10	STRENGTH OF	OPP. STRENGTH	TEAM	ADJ.	CONF.	ADJ CONF.
Average RPI	Loss:	149	RECORD	PCT. RANK	GAMES	SCHEDULE	OF SCHEDULE	RPI	RPI	RPI	RPI
DIV. I ONLY		3- 3		153	1- 0	243	240	224	224	20	20
DIV. I NON-CONF.		3- 3		153	1- 0	243	240	224	224	20	20
<hr/>											
TOTALS	RPI 1-25		RPI 26-50		W-L RECORDS	RPI 51-100		RPI 101-150		RPI 150+	
3- 3	0- 0		0- 0		OVERALL	0- 0		0- 1		3- 2	
2- 1	0- 0		0- 0		HOME	0- 0		0- 0		2- 1	
1- 2	0- 0		0- 0		AWAY	0- 0		0- 1		1- 1	
0- 0	0- 0		0- 0		NEUTRAL	0- 0		0- 0		0- 0	
3- 3	0- 0		0- 0		NON-CONFERENCE	0- 0		0- 1		3- 2	
2- 1	0- 0		0- 0		HOME	0- 0		0- 0		2- 1	
1- 2	0- 0		0- 0		AWAY	0- 0		0- 1		1- 1	
0- 0	0- 0		0- 0		NEUTRAL	0- 0		0- 0		0- 0	
0- 0	0- 0		0- 0		CONFERENCE	0- 0		0- 0		0- 0	
0- 0	0- 0		0- 0		HOME	0- 0		0- 0		0- 0	
0- 0	0- 0		0- 0		AWAY	0- 0		0- 0		0- 0	
0- 0	0- 0		0- 0		NEUTRAL	0- 0		0- 0		0- 0	

RPI 1-25				RPI 26-50				RPI 51-100				RPI 101+ Team's RPI: 224			
RPI	S	Opponent	Score	RPI	S	Opponent	Score	RPI	S	Opponent	Score	RPI	S	Opponent	Score
												105	A	UNC Asheville	56 69
												162	H	Appalachian St.	78 81
												180	A	Gardner-Webb	49 54
												237	H	William & Mary	76 65
												267	H	High Point	71 62
												344	A	Charleston So.	72 34
<hr/>															
LAST 12 Division I GAMES:															
				267	H	High Point	71 62	180	A	Gardner-Webb	49 54				
				237	H	William & Mary	76 65	344	A	Charleston So.	72 34				
				105	A	UNC Asheville	56 69								
				162	H	Appalachian St.	78 81								

Non-Div I Games: Queens (NC) 80 47

Davidson



Dayton

Dayton				Through Games Of Nov. 26, 2018																		
Average RPI Win:		245	WON-LOST RECORD		WINNING PCT. RANK		LAST 10 GAMES		STRENGTH OF SCHEDULE		OPP. STRENGTH OF SCHEDULE		TEAM RPI	ADJ. RPI	CONF. RPI	ADJ CONF. RPI						
Average RPI Loss:		50																				
DIV. I ONLY			2- 3		192		0- 1		19		249		97	97	20	20						
DIV. I NON-CONF.			2- 3		192		0- 1		19		249		97	97	20	20						
-----																						
TOTALS		RPI 1-25		RPI 26-50		W-L RECORDS		RPI 51-100		RPI 101-150		RPI 150+										
2- 3		0- 2		0- 0		OVERALL		0- 0		0- 1		2- 0										
2- 1		0- 1		0- 0		HOME		0- 0		0- 0		2- 0										
0- 2		0- 1		0- 0		AWAY		0- 0		0- 1		0- 0										
0- 0		0- 0		0- 0		NEUTRAL		0- 0		0- 0		0- 0										
2- 3		0- 2		0- 0		NON-CONFERENCE		0- 0		0- 1		2- 0										
2- 1		0- 1		0- 0		HOME		0- 0		0- 0		2- 0										
0- 2		0- 1		0- 0		AWAY		0- 0		0- 1		0- 0										
0- 0		0- 0		0- 0		NEUTRAL		0- 0		0- 0		0- 0										
0- 0		0- 0		0- 0		CONFERENCE		0- 0		0- 0		0- 0										
0- 0		0- 0		0- 0		HOME		0- 0		0- 0		0- 0										
0- 0		0- 0		0- 0		AWAY		0- 0		0- 0		0- 0										
0- 0		0- 0		0- 0		NEUTRAL		0- 0		0- 0		0- 0										
-----																						
RPI 1-25				RPI 26-50				RPI 51-100				Team's RPI: 97		RPI 101+								
RPI	S	Opponent		Score		RPI	S	Opponent		Score		RPI	S	Opponent		Score						
20	H	Northeastern		79 84													108	A	Maryland		71 82	
23	A	Green Bay		35 51													188	H	Toledo		70 49	
																	301	H	Colgate		67 58	
-----																						
LAST 12 Division I GAMES:																						
301 H Colgate 67 58						23 A Green Bay 35 51																
						188 H Toledo 70 49																
						20 H Northeastern 79 84																
						108 A Maryland 71 82																

Dayton

Non-Div I Games:

Dayton



DePaul

DePaul				Through Games Of Nov. 26, 2018											
Average RPI Win:		194	WON-LOST RECORD	WINNING PCT. RANK	LAST 10 GAMES	STRENGTH OF SCHEDULE	OPP. STRENGTH OF SCHEDULE	TEAM RPI	ADJ. RPI	CONF. RPI	ADJ CONF. RPI				
Average RPI Loss:		5													
DIV. I ONLY			4- 2	105	1- 0	88	27	66	66	7	7				
DIV. I NON-CONF.			4- 2	105	1- 0	88	27	66	66	7	7				
-----															
TOTALS		RPI 1-25	RPI 26-50		W-L RECORDS		RPI 51-100	RPI 101-150	RPI 150+						
4- 2		1- 2	0- 0		OVERALL		0- 0	0- 0	3- 0						
2- 1		1- 1	0- 0		HOME		0- 0	0- 0	1- 0						
0- 0		0- 0	0- 0		AWAY		0- 0	0- 0	0- 0						
2- 1		0- 1	0- 0		NEUTRAL		0- 0	0- 0	2- 0						
4- 2		1- 2	0- 0		NON-CONFERENCE		0- 0	0- 0	3- 0						
2- 1		1- 1	0- 0		HOME		0- 0	0- 0	1- 0						
0- 0		0- 0	0- 0		AWAY		0- 0	0- 0	0- 0						
2- 1		0- 1	0- 0		NEUTRAL		0- 0	0- 0	2- 0						
0- 0		0- 0	0- 0		CONFERENCE		0- 0	0- 0	0- 0						
0- 0		0- 0	0- 0		HOME		0- 0	0- 0	0- 0						
0- 0		0- 0	0- 0		AWAY		0- 0	0- 0	0- 0						
0- 0		0- 0	0- 0		NEUTRAL		0- 0	0- 0	0- 0						
-----															
RPI 1-25				RPI 26-50				RPI 51-100		Team's RPI: 66		RPI 101+			
RPI	S	Opponent	Score	RPI	S	Opponent	Score	RPI	S	Opponent	Score	RPI	S	Opponent	Score
1	H	Notre Dame	77 101									191	N	Kansas St.	79 59
8	N	Syracuse	81 83									225	N	Princeton	82 67
23	H	Green Bay	73 64									338	H	Savannah St.	124 61

DePaul

Non-Div I Games:

DePaul



Average RPI Loss: 70

DIV. I ONLY	3- 3	153	1- 0	181	196	168	168	13	13
DIV. I NON-CONF.	3- 3	153	1- 0	181	196	168	168	13	13
TOTALS	RPI 1-25	RPI 26-50	W-L RECORDS	RPI 51-100	RPI 101-150	RPI 150+			
3- 3	0- 1	0- 1	OVERALL	0- 0	0- 1	3- 0			
0- 0	0- 0	0- 0	HOME	0- 0	0- 0	0- 0			
1- 1	0- 0	0- 0	AWAY	0- 0	0- 1	1- 0			
2- 2	0- 1	0- 1	NEUTRAL	0- 0	0- 0	2- 0			
3- 3	0- 1	0- 1	NON-CONFERENCE	0- 0	0- 1	3- 0			
0- 0	0- 0	0- 0	HOME	0- 0	0- 0	0- 0			
1- 1	0- 0	0- 0	AWAY	0- 0	0- 1	1- 0			
2- 2	0- 1	0- 1	NEUTRAL	0- 0	0- 0	2- 0			
0- 0	0- 0	0- 0	CONFERENCE	0- 0	0- 0	0- 0			
0- 0	0- 0	0- 0	HOME	0- 0	0- 0	0- 0			
0- 0	0- 0	0- 0	AWAY	0- 0	0- 0	0- 0			
0- 0	0- 0	0- 0	NEUTRAL	0- 0	0- 0	0- 0			

RPI 1-25				RPI 26-50				RPI 51-100				RPI 101+ Team's RPI: 168			
RPI	S	Opponent	Score	RPI	S	Opponent	Score	RPI	S	Opponent	Score	RPI	S	Opponent	Score
21	N	Montana St.	60 69	42	N	Bradley	47 59					147	A	UNI	67 79
												177	N	Nicholls St.	71 56
												266	N	Lafayette	65 47
												330	A	Delaware St.	85 77
LAST 12 Division I GAMES:															
				147	A	UNI	67 79	266	N	Lafayette	65 47				
								177	N	Nicholls St.	71 56				
								42	N	Bradley	47 59				
								330	A	Delaware St.	85 77				
								21	N	Montana St.	60 69				

### Non-Div I Games:

Del aware



Average RPI	Win:	0	WON-LOST	WINNING	LAST 10	STRENGTH OF	OPP. STRENGTH	TEAM	ADJ.	CONF.	ADJ CONF.
Average RPI	Loss:	186	RECORD	PCT. RANK	GAMES	SCHEDULE	OF SCHEDULE	RPI	RPI	RPI	RPI

DIV. I ONLY	0- 3	310	0- 1	222	279	330	330	32	32
DIV. I NON-CONF.	0- 3	310	0- 1	222	279	330	330	32	32
-----									
TOTALS	RPI 1-25	RPI 26-50	W-L RECORDS	RPI 51-100	RPI 101-150	RPI 150+			
0- 3	0- 0	0- 0	OVERALL	0- 0	0- 0	0- 3			
0- 2	0- 0	0- 0	HOME	0- 0	0- 0	0- 2			
0- 1	0- 0	0- 0	AWAY	0- 0	0- 0	0- 1			
0- 0	0- 0	0- 0	NEUTRAL	0- 0	0- 0	0- 0			
0- 3	0- 0	0- 0	NON-CONFERENCE	0- 0	0- 0	0- 3			
0- 2	0- 0	0- 0	HOME	0- 0	0- 0	0- 2			
0- 1	0- 0	0- 0	AWAY	0- 0	0- 0	0- 1			
0- 0	0- 0	0- 0	NEUTRAL	0- 0	0- 0	0- 0			
0- 0	0- 0	0- 0	CONFERENCE	0- 0	0- 0	0- 0			
0- 0	0- 0	0- 0	HOME	0- 0	0- 0	0- 0			
0- 0	0- 0	0- 0	AWAY	0- 0	0- 0	0- 0			
0- 0	0- 0	0- 0	NEUTRAL	0- 0	0- 0	0- 0			

RPI 1-25				RPI 26-50				RPI 51-100				RPI 101+ Team's RPI: 330			
RPI	S	Opponent	Score	RPI	S	Opponent	Score	RPI	S	Opponent	Score	RPI	S	Opponent	Score
												168	H	Del aware	77 85
												172	H	James Madi son	57 103
												217	A	Templ e	61 75
LAST 12 Di vi si on I GAMES:															
				168	H	Del aware	77 85								
				172	H	James Madi son	57 103								
				217	A	Templ e	61 75								

Non-Di v I Games: Post 65 53

Del aware St.



RPI 1-25				RPI 26-50				RPI 51-100				Team's RPI: 94				RPI 101+			
RPI	S	Opponent	Score	RPI	S	Opponent	Score	RPI	S	Opponent	Score	RPI	S	Opponent	Score	RPI	S	Opponent	Score
10	A	Northern Colo.	66 74	40	H	Lamar University	117 110					103	H	American	83 54				
												171	H	Air Force	92 66				
												255	H	UMKC	92 75				
												269	H	St. Bonaventure	76 62				
LAST 12 Division I GAMES:																			
269	H	St. Bonaventure	76 62	103	H	American	83 54												
40	H	Lamar University	117 110	10	A	Northern Colo.	66 74												
				171	H	Air Force	92 66												
				255	H	UMKC	92 75												



Average RPI Win: 346 WON-LOST RECORD WINNING PCT. RANK LAST 10 GAMES STRENGTH OF SCHEDULE OPP. STRENGTH OF SCHEDULE TEAM RPI ADJ. RPI CONF. RPI ADJ CONF. RPI

DIV. I ONLY	1- 4	271	1- 0	213	301	275	275	12	12
DIV. I NON-CONF.	1- 4	271	1- 0	213	301	275	275	12	12
TOTALS	RPI 1-25	RPI 26-50	W-L RECORDS	RPI 51-100	RPI 101-150	RPI 150+			
1- 4	0- 0	0- 1	OVERALL	0- 0	0- 0	1- 3			
0- 1	0- 0	0- 0	HOME	0- 0	0- 0	0- 1			
1- 3	0- 0	0- 1	AWAY	0- 0	0- 0	1- 2			
0- 0	0- 0	0- 0	NEUTRAL	0- 0	0- 0	0- 0			
1- 4	0- 0	0- 1	NON-CONFERENCE	0- 0	0- 0	1- 3			
0- 1	0- 0	0- 0	HOME	0- 0	0- 0	0- 1			
1- 3	0- 0	0- 1	AWAY	0- 0	0- 0	1- 2			
0- 0	0- 0	0- 0	NEUTRAL	0- 0	0- 0	0- 0			
0- 0	0- 0	0- 0	CONFERENCE	0- 0	0- 0	0- 0			
0- 0	0- 0	0- 0	HOME	0- 0	0- 0	0- 0			
0- 0	0- 0	0- 0	AWAY	0- 0	0- 0	0- 0			
0- 0	0- 0	0- 0	NEUTRAL	0- 0	0- 0	0- 0			

RPI 1-25	RPI 26-50	RPI 51-100	RPI 101+	Team's RPI: 275
RPI S Opponent Score	RPI S Opponent Score	RPI S Opponent Score	RPI S Opponent Score	
	44 A Mi chi gan 62 95		154 A Ohio St. 41 55	
			166 H Mi ami (OH) 59 78	
			235 A Loyol a Chi cago 43 52	
			346 A Manhattan 58 56	
LAST 12 Division I GAMES:				
	166 H Mi ami (OH) 59 78	346 A Manhattan 58 56		
	235 A Loyol a Chi cago 43 52	44 A Mi chi gan 62 95		
	154 A Ohio St. 41 55			

Non-Div I Games: Mich. -Dearborn 68 60

Detroit Mercy



Average RPI Win: 165

Average RPI Loss: 1

WON-LOST  
RECORDWINNING  
PCT. RANKLAST 10  
GAMESSTRENGTH OF  
SCHEDULEOPP. STRENGTH  
OF SCHEDULETEAM  
RPIADJ.  
RPICONF.  
RPIADJ CONF.  
RPIDIV. I ONLY  
DIV. I NON-CONF.6- 1  
6- 137  
371- 0  
1- 073  
7346  
4618  
1818  
1815  
1515  
15

TOTALS

RPI 1-25

RPI 26-50

W-L RECORDS

RPI 51-100

RPI 101-150

RPI 150+

6- 1

0- 1

0- 0

OVERALL

1- 0

0- 0

5- 0

2- 0

0- 0

0- 0

HOME

1- 0

0- 0

1- 0

2- 0

0- 0

0- 0

AWAY

0- 0

0- 0

2- 0

2- 1

0- 1

0- 0

NEUTRAL

0- 0

0- 0

2- 0

6- 1

0- 1

0- 0

NON-CONFERENCE

1- 0

0- 0

5- 0

2- 0

0- 0

0- 0

HOME

1- 0

0- 0

1- 0

2- 0

0- 0

0- 0

AWAY

0- 0

0- 0

2- 0

2- 1

0- 1

0- 0

NEUTRAL

0- 0

0- 0

2- 0

0- 0

0- 0

0- 0

CONFERENCE

0- 0

0- 0

0- 0

0- 0

0- 0

0- 0

HOME

0- 0

0- 0

0- 0

0- 0

0- 0

0- 0

AWAY

0- 0

0- 0

0- 0

0- 0

0- 0

0- 0

NEUTRAL

0- 0

0- 0

0- 0

RPI 1-25

Team's RPI: 18

RPI 26-50

RPI 51-100

RPI 101+

RPI	S	Opponent	Score
1	N	Notre Dame	64 82

RPI	S	Opponent	Score
92	H	South Dakota	76 64

RPI	S	Opponent	Score
152	N	South Carolina	90 85
165	N	Rutgers	69 59
179	A	Nebraska	83 77
197	H	CSUN	73 63
203	A	Western Ill.	98 71

RPI	S	Opponent	Score
152	N	South Carolina	90 85
165	N	Rutgers	69 59
179	A	Nebraska	83 77
197	H	CSUN	73 63
203	A	Western Ill.	98 71

LAST 12 Division I GAMES:

152	N	South Carolina	90	85
1	N	Notre Dame	64	82
165	N	Rutgers	69	59

197	H	CSUN	73	63
92	H	South Dakota	76	64
203	A	Western Ill.	98	71
179	A	Nebraska	83	77

Non-Div I Games:

Drake

Loss, 
 Non-Conf, 
 S Site, 
 H Home
A Away 
 N Neutral



Average RPI	Win:	227	WON-LOST	WINNING	LAST 10	STRENGTH OF	OPP. STRENGTH	TEAM	ADJ.	CONF.	ADJ CONF.
Average RPI	Loss:	47	RECORD	PCT. RANK	GAMES	SCHEDULE	OF SCHEDULE	RPI	RPI	RPI	RPI

DIV. I ONLY	4- 1	56	1- 0	160	149	104	104	13	13
DIV. I NON-CONF.	4- 1	56	1- 0	160	149	104	104	13	13
<hr/>									
TOTALS	RPI 1-25	RPI 26-50	W-L RECORDS	RPI 51-100	RPI 101-150	RPI 150+			
4- 1	1- 0	0- 1	OVERALL	0- 0	0- 0	3- 0			
2- 1	1- 0	0- 1	HOME	0- 0	0- 0	1- 0			
1- 0	0- 0	0- 0	AWAY	0- 0	0- 0	1- 0			
1- 0	0- 0	0- 0	NEUTRAL	0- 0	0- 0	1- 0			
4- 1	1- 0	0- 1	NON-CONFERENCE	0- 0	0- 0	3- 0			
2- 1	1- 0	0- 1	HOME	0- 0	0- 0	1- 0			
1- 0	0- 0	0- 0	AWAY	0- 0	0- 0	1- 0			
1- 0	0- 0	0- 0	NEUTRAL	0- 0	0- 0	1- 0			
0- 0	0- 0	0- 0	CONFERENCE	0- 0	0- 0	0- 0			
0- 0	0- 0	0- 0	HOME	0- 0	0- 0	0- 0			
0- 0	0- 0	0- 0	AWAY	0- 0	0- 0	0- 0			
0- 0	0- 0	0- 0	NEUTRAL	0- 0	0- 0	0- 0			

RPI S Opponent Score	RPI S Opponent Score	RPI S Opponent Score	RPI S Opponent Score
24 H Bucknell I 64 42	47 H Quinnipiac 52 56		243 N Siena 51 39
			312 A Vermont 60 44
			327 H Saint Joseph's 51 34
LAST 12 Division I GAMES:			
24 H Bucknell I 64 42	312 A Vermont 60 44	243 N Siena 51 39	
327 H Saint Joseph's 51 34			
47 H Quinnipiac 52 56			

Non-Div I Games:

Drexel



Average RPI	Win: 242	WON-LOST RECORD	WINNING PCT. RANK	LAST 10 GAMES	STRENGTH OF SCHEDULE	OPP. STRENGTH OF SCHEDULE	TEAM RPI	ADJ. RPI	CONF. RPI	ADJ. CONF. RPI
Average RPI	Loss: 60									
DIV. I ONLY		3- 3	153	0- 1	102	188	127	127	1	1
DIV. I NON-CONF.		3- 3	153	0- 1	102	188	127	127	1	1
-----										
TOTALS	RPI 1-25		RPI 26-50	W-L RECORDS	RPI 51-100		RPI 101-150		RPI 150+	
3- 3	0- 1		0- 0	OVERALL	0- 2		1- 0		2- 0	
1- 0	0- 0		0- 0	HOME	0- 0		0- 0		1- 0	
1- 1	0- 1		0- 0	AWAY	0- 0		1- 0		0- 0	
1- 2	0- 0		0- 0	NEUTRAL	0- 2		0- 0		1- 0	
3- 3	0- 1		0- 0	NON-CONFERENCE	0- 2		1- 0		2- 0	
1- 0	0- 0		0- 0	HOME	0- 0		0- 0		1- 0	
1- 1	0- 1		0- 0	AWAY	0- 0		1- 0		0- 0	
1- 2	0- 0		0- 0	NEUTRAL	0- 2		0- 0		1- 0	
0- 0	0- 0		0- 0	CONFERENCE	0- 0		0- 0		0- 0	
0- 0	0- 0		0- 0	HOME	0- 0		0- 0		0- 0	
0- 0	0- 0		0- 0	AWAY	0- 0		0- 0		0- 0	
0- 0	0- 0		0- 0	NEUTRAL	0- 0		0- 0		0- 0	

RPI 1-25				RPI 26-50				RPI 51-100				RPI 101+ Team's RPI: 127			
RPI	S	Opponent	Score	RPI	S	Opponent	Score	RPI	S	Opponent	Score	RPI	S	Opponent	Score
25	A	Northwestern	58 84					70	N	Missouri	54 62	136	A	Maine	66 63
								86	N	Washington	64 71	268	H	Elon	81 64
												322	N	Ball St.	79 62
-----															
LAST 12 Division I GAMES:															
				70	N	Missouri	54 62	268	H	Elon	81 64				
				322	N	Ball St.	79 62	136	A	Maine	66 63				
				86	N	Washington	64 71	25	A	Northwestern	58 84				

Non-Div I Games:

Duke



Average RPI	Win: 287	WON-LOST	WINNING	LAST 10	STRENGTH OF	OPP. STRENGTH	TEAM	ADJ.	CONF.	ADJ CONF.
Average RPI	Loss: 88	RECORD	PCT. RANK	GAMES	SCHEDULE	OF SCHEDULE	RPI	RPI	RPI	RPI
DIV. I ONLY	2- 3	192	1- 0	147	186	160	160	20	20	
DIV. I NON-CONF.	2- 3	192	1- 0	147	186	160	160	20	20	
-----										
TOTALS	RPI 1-25	RPI 26-50	W-L RECORDS	RPI 51-100	RPI 101-150	RPI 150+				
2- 3	0- 0	0- 2	OVERALL	0- 0	0- 0	2- 1				
1- 0	0- 0	0- 0	HOME	0- 0	0- 0	1- 0				
1- 3	0- 0	0- 2	AWAY	0- 0	0- 0	1- 1				
0- 0	0- 0	0- 0	NEUTRAL	0- 0	0- 0	0- 0				
2- 3	0- 0	0- 2	NON-CONFERENCE	0- 0	0- 0	2- 1				
1- 0	0- 0	0- 0	HOME	0- 0	0- 0	1- 0				
1- 3	0- 0	0- 2	AWAY	0- 0	0- 0	1- 1				
0- 0	0- 0	0- 0	NEUTRAL	0- 0	0- 0	0- 0				
0- 0	0- 0	0- 0	CONFERENCE	0- 0	0- 0	0- 0				
0- 0	0- 0	0- 0	HOME	0- 0	0- 0	0- 0				
0- 0	0- 0	0- 0	AWAY	0- 0	0- 0	0- 0				
0- 0	0- 0	0- 0	NEUTRAL	0- 0	0- 0	0- 0				

RPI 1-25				RPI 26-50				RPI 51-100				RPI 101+ Team's RPI: 160			
RPI	S	Opponent	Score	RPI	S	Opponent	Score	RPI	S	Opponent	Score	RPI	S	Opponent	Score
27	A	Texas	41 78	41								188	A	Toledo	52 65
48	A	TCU	48 61	48								253	H	Mt. St. Mary's	73 64
												321	A	Saint Francis (PA)	93 73
LAST 12 Division I GAMES:															
27	A	Texas	41 78	321	A	Saint Francis (PA)	93 73								
48	A	TCU	48 61	188	A	Toledo	52 65								
				253	H	Mt. St. Mary's	73 64								

Non-Div I Games:

Duquesne



Average RPI Win:	0	WON-LOST	WINNING	LAST 10	STRENGTH OF	OPP. STRENGTH	TEAM	ADJ.	CONF.	ADJ CONF.
Average RPI Loss:	164	RECORD	PCT. RANK	GAMES	SCHEDULE	OF SCHEDULE	RPI	RPI	RPI	RPI
DIV. I ONLY	0- 8	310	0- 2	74	285	270	270	24	24	
DIV. I NON-CONF.	0- 8	310	0- 2	74	285	270	270	24	24	
-----										
TOTALS	RPI 1-25	RPI 26-50	W-L RECORDS	RPI 51-100	RPI 101-150	RPI 150+				
0- 8	0- 0	0- 0	OVERALL	0- 1	0- 0	0- 7				
0- 1	0- 0	0- 0	HOME	0- 0	0- 0	0- 1				
0- 4	0- 0	0- 0	AWAY	0- 1	0- 0	0- 3				
0- 3	0- 0	0- 0	NEUTRAL	0- 0	0- 0	0- 3				
0- 8	0- 0	0- 0	NON-CONFERENCE	0- 1	0- 0	0- 7				
0- 1	0- 0	0- 0	HOME	0- 0	0- 0	0- 1				
0- 4	0- 0	0- 0	AWAY	0- 1	0- 0	0- 3				
0- 3	0- 0	0- 0	NEUTRAL	0- 0	0- 0	0- 3				
0- 0	0- 0	0- 0	CONFERENCE	0- 0	0- 0	0- 0				
0- 0	0- 0	0- 0	HOME	0- 0	0- 0	0- 0				
0- 0	0- 0	0- 0	AWAY	0- 0	0- 0	0- 0				
0- 0	0- 0	0- 0	NEUTRAL	0- 0	0- 0	0- 0				

RPI 1-25				RPI 26-50				RPI 51-100				RPI 101+				Team's RPI: 270			
RPI	S	Opponent	Score	RPI	S	Opponent	Score	RPI	S	Opponent	Score	RPI	S	Opponent	Score				
								80	A	Michigan St.	53	75	152	N	South Carolina	55	101		
												165	N	Rutgers	44	68			
												170	H	Troy	66	84			
												182	A	South Alabama	74	81			
												185	A	Cincinnati	64	77			
												187	N	Western Ky.	68	82			
												192	A	Radford	64	79			
-----																			
LAST 12 Division I GAMES:																			
165	N	Rutgers	44	68	170	H	Troy	66	84	80	A	Michigan St.	53	75	185	A	Cincinnati	64	77
187	N	Western Ky.	68	82	192	A	Radford	64	79										
182	A	South Alabama	74	81															
152	N	South Carolina	55	101															

Non-Div I Games:

ETSU



Average RPI Win:	210	WON-LOST	WINNING	LAST 10	STRENGTH OF	OPP. STRENGTH	TEAM	ADJ.	CONF.	ADJ CONF.
Average RPI Loss:	0	RECORD	PCT. RANK	GAMES	SCHEDULE	OF SCHEDULE	RPI	RPI	RPI	RPI

DIV. I ONLY	5- 0	1	1- 0	305	35	88	88	8	8
DIV. I NON-CONF.	5- 0	1	1- 0	305	35	88	88	8	8
-----									
TOTALS	RPI 1-25	RPI 26-50	W-L RECORDS	RPI 51-100	RPI 101-150	RPI 150+			
5- 0	0- 0	0- 0	OVERALL	0- 0	2- 0	3- 0			
5- 0	0- 0	0- 0	HOME	0- 0	2- 0	3- 0			
0- 0	0- 0	0- 0	AWAY	0- 0	0- 0	0- 0			
0- 0	0- 0	0- 0	NEUTRAL	0- 0	0- 0	0- 0			
5- 0	0- 0	0- 0	NON-CONFERENCE	0- 0	2- 0	3- 0			
5- 0	0- 0	0- 0	HOME	0- 0	2- 0	3- 0			
0- 0	0- 0	0- 0	AWAY	0- 0	0- 0	0- 0			
0- 0	0- 0	0- 0	NEUTRAL	0- 0	0- 0	0- 0			
0- 0	0- 0	0- 0	CONFERENCE	0- 0	0- 0	0- 0			
0- 0	0- 0	0- 0	HOME	0- 0	0- 0	0- 0			
0- 0	0- 0	0- 0	AWAY	0- 0	0- 0	0- 0			
0- 0	0- 0	0- 0	NEUTRAL	0- 0	0- 0	0- 0			

RPI 1-25				RPI 26-50				RPI 51-100				Team's RPI : 88				RPI 101+			
RPI	S	Opponent	Score	RPI	S	Opponent	Score	RPI	S	Opponent	Score	RPI	S	Opponent	Score	RPI	S	Opponent	Score
																132	H	Wake Forest	70 61
																138	H	Monmouth	73 67
																216	H	Kennesaw St.	68 56
																273	H	Grand Canyon	59 47
																293	H	UMES	84 69
LAST 12 Division I GAMES:																			
				273	H	Grand Canyon	59 47					132	H	Wake Forest	70 61				
				138	H	Monmouth	73 67					216	H	Kennesaw St.	68 56				
				293	H	UMES	84 69												

Non-Div I Games:

East Carolina



Average RPI		Win: 318	WON-LOST RECORD	WINNING PCT. RANK	LAST 10 GAMES	STRENGTH OF SCHEDULE	OPP. STRENGTH OF SCHEDULE	TEAM RPI	ADJ. RPI	CONF. RPI	ADJ. CONF. RPI
Loss: 26											
DIV. I ONLY			1- 1	153	1- 0	66	284	123	123	14	14
DIV. I NON-CONF.			1- 1	153	1- 0	66	284	123	123	14	14
TOTALS		RPI 1-25		RPI 26-50		W-L RECORDS	RPI 51-100	RPI 101-150		RPI 150+	
1- 1	0- 0			0- 1		OVERALL	0- 0	0- 0		1- 0	
1- 0	0- 0			0- 0		HOME	0- 0	0- 0		1- 0	
0- 1	0- 0			0- 1		AWAY	0- 0	0- 0		0- 0	
0- 0	0- 0			0- 0		NEUTRAL	0- 0	0- 0		0- 0	
1- 1	0- 0			0- 1		NON-CONFERENCE	0- 0	0- 0		1- 0	
1- 0	0- 0			0- 0		HOME	0- 0	0- 0		1- 0	
0- 1	0- 0			0- 1		AWAY	0- 0	0- 0		0- 0	
0- 0	0- 0			0- 0		NEUTRAL	0- 0	0- 0		0- 0	
0- 0	0- 0			0- 0		CONFERENCE	0- 0	0- 0		0- 0	
0- 0	0- 0			0- 0		HOME	0- 0	0- 0		0- 0	
0- 0	0- 0			0- 0		AWAY	0- 0	0- 0		0- 0	
0- 0	0- 0			0- 0		NEUTRAL	0- 0	0- 0		0- 0	

RPI 1-25				RPI 26-50				RPI 51-100				RPI 101+ Team's RPI: 123			
RPI	S	Opponent	Score	RPI	S	Opponent	Score	RPI	S	Opponent	Score	RPI	S	Opponent	Score
				26	A	Butler	37 72					318	H	Purdue Fort Wayne	72 63
LAST 12 Division I GAMES:															
				318	H	Purdue Fort Wayne	72 63					26	A	Butler	37 72

Eastern III.



Average RPI Win:	0	WON-LOST	WINNING	LAST 10	STRENGTH OF	OPP. STRENGTH	TEAM	ADJ.	CONF.	ADJ CONF.
Average RPI Loss:	141	RECORD	PCT. RANK	GAMES	SCHEDULE	OF SCHEDULE	RPI	RPI	RPI	RPI
DIV. I ONLY	0- 5	310	0- 1	25	318	228	228	14	14	
DIV. I NON-CONF.	0- 5	310	0- 1	25	318	228	228	14	14	
-----										
TOTALS	RPI 1-25	RPI 26-50	W-L RECORDS	RPI 51-100	RPI 101-150	RPI 150+				
0- 5	0- 0	0- 1	OVERALL	0- 1	0- 0	0- 3				
0- 1	0- 0	0- 0	HOME	0- 0	0- 0	0- 1				
0- 2	0- 0	0- 1	AWAY	0- 0	0- 0	0- 1				
0- 2	0- 0	0- 0	NEUTRAL	0- 1	0- 0	0- 1				
0- 5	0- 0	0- 1	NON-CONFERENCE	0- 1	0- 0	0- 3				
0- 1	0- 0	0- 0	HOME	0- 0	0- 0	0- 1				
0- 2	0- 0	0- 1	AWAY	0- 0	0- 0	0- 1				
0- 2	0- 0	0- 0	NEUTRAL	0- 1	0- 0	0- 1				
0- 0	0- 0	0- 0	CONFERENCE	0- 0	0- 0	0- 0				
0- 0	0- 0	0- 0	HOME	0- 0	0- 0	0- 0				
0- 0	0- 0	0- 0	AWAY	0- 0	0- 0	0- 0				
0- 0	0- 0	0- 0	NEUTRAL	0- 0	0- 0	0- 0				

RPI 1-25				RPI 26-50				RPI 51-100				RPI 101+ Team's RPI: 228			
RPI	S	Opponent	Score	RPI	S	Opponent	Score	RPI	S	Opponent	Score	RPI	S	Opponent	Score
				37	A	Ohio	60 100	54	N	Florida St.	45 62	166	A	Mi ami (OH)	44 60
												220	N	West Vi rgi ni a	39 81
												229	H	Sai nt Loui s	43 70
LAST 12 Di vi si on I GAMES:															
				220	N	West Vi rgi ni a	39 81	54	N	Florida St.	45 62				
								37	A	Ohio	60 100				
								166	A	Mi ami (OH)	44 60				
								229	H	Sai nt Loui s	43 70				

Non-Di v I Games:

Eastern Ky.



Average RPI Win:	303	WON-LOST	WINNING	LAST 10	STRENGTH OF	OPP. STRENGTH	TEAM	ADJ.	CONF.	ADJ CONF.
Average RPI Loss:	2	RECORD	PCT. RANK	GAMES	SCHEDULE	OF SCHEDULE	RPI	RPI	RPI	RPI

DIV. I ONLY	2- 1	105	0- 1	162	90	149	149	11	11
DIV. I NON-CONF.	2- 1	105	0- 1	162	90	149	149	11	11
TOTALS	RPI 1-25	RPI 26-50	W-L RECORDS	RPI 51-100	RPI 101-150	RPI 150+			
2- 1	0- 1	0- 0	OVERALL	0- 0	0- 0	2- 0			
2- 0	0- 0	0- 0	HOME	0- 0	0- 0	2- 0			
0- 0	0- 0	0- 0	AWAY	0- 0	0- 0	0- 0			
0- 1	0- 1	0- 0	NEUTRAL	0- 0	0- 0	0- 0			
2- 1	0- 1	0- 0	NON-CONFERENCE	0- 0	0- 0	2- 0			
2- 0	0- 0	0- 0	HOME	0- 0	0- 0	2- 0			
0- 0	0- 0	0- 0	AWAY	0- 0	0- 0	0- 0			
0- 1	0- 1	0- 0	NEUTRAL	0- 0	0- 0	0- 0			
0- 0	0- 0	0- 0	CONFERENCE	0- 0	0- 0	0- 0			
0- 0	0- 0	0- 0	HOME	0- 0	0- 0	0- 0			
0- 0	0- 0	0- 0	AWAY	0- 0	0- 0	0- 0			
0- 0	0- 0	0- 0	NEUTRAL	0- 0	0- 0	0- 0			

RPI S Opponent Score	RPI S Opponent Score	RPI S Opponent Score	RPI S Opponent Score
2 N Iowa St. 59 85			280 H Illinois St. 50 41
			326 H Cleveland St. 69 63
Team's RPI: 149			
LAST 12 Division I GAMES:			
326 H Cleveland St. 69 63	2 N Iowa St. 59 85	280 H Illinois St. 50 41	

Non-Div I Games:

Eastern Mich.



Average RPI	Win:	0	WON-LOST	WINNING	LAST 10	STRENGTH OF	OPP. STRENGTH	TEAM	ADJ.	CONF.	ADJ CONF.
Average RPI	Loss:	70	RECORD	PCT. RANK	GAMES	SCHEDULE	OF SCHEDULE	RPI	RPI	RPI	RPI
DIV. I ONLY		0- 3		310	0- 1	4		327	133	133	9 9
DIV. I NON-CONF.		0- 3		310	0- 1	4		327	133	133	9 9
-----											
TOTALS	RPI 1-25		RPI 26-50		W-L RECORDS	RPI 51-100		RPI 101-150		RPI 150+	
0- 3	0- 0		0- 0		OVERALL	0- 3		0- 0		0- 0	
0- 2	0- 0		0- 0		HOME	0- 2		0- 0		0- 0	
0- 1	0- 0		0- 0		AWAY	0- 1		0- 0		0- 0	
0- 0	0- 0		0- 0		NEUTRAL	0- 0		0- 0		0- 0	
0- 3	0- 0		0- 0		NON-CONFERENCE	0- 3		0- 0		0- 0	
0- 2	0- 0		0- 0		HOME	0- 2		0- 0		0- 0	
0- 1	0- 0		0- 0		AWAY	0- 1		0- 0		0- 0	
0- 0	0- 0		0- 0		NEUTRAL	0- 0		0- 0		0- 0	
0- 0	0- 0		0- 0		CONFERENCE	0- 0		0- 0		0- 0	
0- 0	0- 0		0- 0		HOME	0- 0		0- 0		0- 0	
0- 0	0- 0		0- 0		AWAY	0- 0		0- 0		0- 0	
0- 0	0- 0		0- 0		NEUTRAL	0- 0		0- 0		0- 0	

RPI 1-25				RPI 26-50				RPI 51-100				RPI 101+ Team's RPI: 133			
RPI	S	Opponent	Score	RPI	S	Opponent	Score	RPI	S	Opponent	Score	RPI	S	Opponent	Score
								53	A	BYU	65	80			
								72	H	Gonzaga	51	63			
								85	H	Utah	51	95			
-----															
LAST 12 Division I GAMES:															
								85	H	Utah	51	95			
								53	A	BYU	65	80			
								72	H	Gonzaga	51	63			

Non-Div I Games: Eastern Ore. 66 45

Eastern Wash.



# En

E  
l  
o  
n

El on



Average RPI Win:	307	WON-LOST	WINNING	LAST 10	STRENGTH OF	OPP. STRENGTH	TEAM	ADJ.	CONF.	ADJ CONF.
Average RPI Loss:	199	RECORD	PCT. RANK	GAMES	SCHEDULE	OF SCHEDULE	RPI	RPI	RPI	RPI
DIV. I ONLY	1- 3	249	0- 1	331	242	329	329	15	15	
DIV. I NON-CONF.	1- 3	249	0- 1	331	242	329	329	15	15	
-----										
TOTALS	RPI 1-25	RPI 26-50	W-L RECORDS	RPI 51-100	RPI 101-150	RPI 150+				
1- 3	0- 0	0- 0	OVERALL	0- 0	0- 1	1- 2				
0- 2	0- 0	0- 0	HOME	0- 0	0- 0	0- 2				
1- 1	0- 0	0- 0	AWAY	0- 0	0- 1	1- 0				
0- 0	0- 0	0- 0	NEUTRAL	0- 0	0- 0	0- 0				
1- 3	0- 0	0- 0	NON-CONFERENCE	0- 0	0- 1	1- 2				
0- 2	0- 0	0- 0	HOME	0- 0	0- 0	0- 2				
1- 1	0- 0	0- 0	AWAY	0- 0	0- 1	1- 0				
0- 0	0- 0	0- 0	NEUTRAL	0- 0	0- 0	0- 0				
0- 0	0- 0	0- 0	CONFERENCE	0- 0	0- 0	0- 0				
0- 0	0- 0	0- 0	HOME	0- 0	0- 0	0- 0				
0- 0	0- 0	0- 0	AWAY	0- 0	0- 0	0- 0				
0- 0	0- 0	0- 0	NEUTRAL	0- 0	0- 0	0- 0				

RPI 1-25				RPI 26-50				RPI 51-100				RPI 101+ Team's RPI: 329			
RPI	S	Opponent	Score	RPI	S	Opponent	Score	RPI	S	Opponent	Score	RPI	S	Opponent	Score
												111	A	Murray St.	53 81
												169	H	SIUE	45 54
												307	A	Chicago St.	67 58
												318	H	Purdue Fort Wayne	66 72
-----															
LAST 12 Division I GAMES:															
								318	H	Purdue Fort Wayne	66 72				
								169	H	SIUE	45 54				
								307	A	Chicago St.	67 58				
								111	A	Murray St.	53 81				

Non-Div I Games:



Average RPI	Win:	221	WON-LOST	WINNING	LAST 10	STRENGTH OF	OPP. STRENGTH	TEAM	ADJ.	CONF.	ADJ CONF.
Average RPI	Loss:	31	RECORD	PCT. RANK	GAMES	SCHEDULE	OF SCHEDULE	RPI	RPI	RPI	RPI
DIV. I ONLY		3- 2		126	1- 0	203	34	121	121	26	26
DIV. I NON-CONF.		3- 2		126	1- 0	203	34	121	121	26	26
-----											
TOTALS	RPI 1-25		RPI 26-50		W-L RECORDS	RPI 51-100		RPI 101-150		RPI 150+	
3- 2	0- 0		0- 2		OVERALL	0- 0		1- 0		2- 0	
1- 0	0- 0		0- 0		HOME	0- 0		0- 0		1- 0	
1- 1	0- 0		0- 1		AWAY	0- 0		0- 0		1- 0	
1- 1	0- 0		0- 1		NEUTRAL	0- 0		1- 0		0- 0	
3- 2	0- 0		0- 2		NON-CONFERENCE	0- 0		1- 0		2- 0	
1- 0	0- 0		0- 0		HOME	0- 0		0- 0		1- 0	
1- 1	0- 0		0- 1		AWAY	0- 0		0- 0		1- 0	
1- 1	0- 0		0- 1		NEUTRAL	0- 0		1- 0		0- 0	
0- 0	0- 0		0- 0		CONFERENCE	0- 0		0- 0		0- 0	
0- 0	0- 0		0- 0		HOME	0- 0		0- 0		0- 0	
0- 0	0- 0		0- 0		AWAY	0- 0		0- 0		0- 0	
0- 0	0- 0		0- 0		NEUTRAL	0- 0		0- 0		0- 0	

RPI 1-25				RPI 26-50				RPI 51-100				RPI 101+ Team's RPI: 121			
RPI	S	Opponent	Score	RPI	S	Opponent	Score	RPI	S	Opponent	Score	RPI	S	Opponent	Score
				28	N	Stanford	65 88					103	N	American	90 71
				34	A	South Dakota St.	62 80					263	A	Hawai i	73 67
												296	H	FIU	100 58
LAST 12 Division I GAMES:															
				103	N	American	90 71								
				263	A	Hawai i	73 67								
				28	N	Stanford	65 88								
				296	H	FIU	100 58								
				34	A	South Dakota St.	62 80								

Non-Div I Games: Fla. Memorial 99 68

FGCU



Average RPI Win:	345	WON-LOST	WINNING	LAST 10	STRENGTH OF	OPP. STRENGTH	TEAM	ADJ.	CONF.	ADJ CONF.
Average RPI Loss:	149	RECORD	PCT. RANK	GAMES	SCHEDULE	OF SCHEDULE	RPI	RPI	RPI	RPI
DIV. I ONLY	1- 5	291	0- 1	140	315	296	296	16	16	
DIV. I NON-CONF.	1- 5	291	0- 1	140	315	296	296	16	16	
-----										
TOTALS	RPI 1-25	RPI 26-50	W-L RECORDS	RPI 51-100	RPI 101-150	RPI 150+				
1- 5	0- 1	0- 0	OVERALL	0- 0	0- 1	1- 3				
1- 3	0- 1	0- 0	HOME	0- 0	0- 0	1- 2				
0- 2	0- 0	0- 0	AWAY	0- 0	0- 1	0- 1				
0- 0	0- 0	0- 0	NEUTRAL	0- 0	0- 0	0- 0				
1- 5	0- 1	0- 0	NON-CONFERENCE	0- 0	0- 1	1- 3				
1- 3	0- 1	0- 0	HOME	0- 0	0- 0	1- 2				
0- 2	0- 0	0- 0	AWAY	0- 0	0- 1	0- 1				
0- 0	0- 0	0- 0	NEUTRAL	0- 0	0- 0	0- 0				
0- 0	0- 0	0- 0	CONFERENCE	0- 0	0- 0	0- 0				
0- 0	0- 0	0- 0	HOME	0- 0	0- 0	0- 0				
0- 0	0- 0	0- 0	AWAY	0- 0	0- 0	0- 0				
0- 0	0- 0	0- 0	NEUTRAL	0- 0	0- 0	0- 0				

RPI 1-25				RPI 26-50				RPI 51-100				RPI 101+				Team's RPI: 296
RPI	S	Opponent	Score	RPI	S	Opponent	Score	RPI	S	Opponent	Score	RPI	S	Opponent	Score	
13	H	Miami (FL)	43 94									121	A	FGCU	58 100	
												156	H	Campbell	54 59	
												184	H	Georgia St.	61 67	
												272	A	Bethune-Cookman	57 68	
												345	H	Florida A&M	77 54	
-----																
LAST 12 Division I GAMES:																
				156	H	Campbell	54 59	345	H	Florida A&M	77 54					
								272	A	Bethune-Cookman	57 68					
								121	A	FGCU	58 100					
								184	H	Georgia St.	61 67					
								13	H	Miami (FL)	43 94					

Non-Div I Games: Palm Beach Atl. 63 66



Average RPI Win:	328	WON-LOST	WINNING	LAST 10	STRENGTH OF	OPP. STRENGTH	TEAM	ADJ.	CONF.	ADJ CONF.
Average RPI Loss:	121	RECORD	PCT. RANK	GAMES	SCHEDULE	OF SCHEDULE	RPI	RPI	RPI	RPI
DIV. I ONLY	2- 4	214	0- 1	231	215	245	245	29	29	
DIV. I NON-CONF.	2- 4	214	0- 1	231	215	245	245	29	29	
-----										
TOTALS	RPI 1-25	RPI 26-50	W-L RECORDS	RPI 51-100	RPI 101-150	RPI 150+				
2- 4	0- 1	0- 0	OVERALL	0- 1	0- 0	2- 2				
1- 0	0- 0	0- 0	HOME	0- 0	0- 0	1- 0				
1- 2	0- 0	0- 0	AWAY	0- 1	0- 0	1- 1				
0- 2	0- 1	0- 0	NEUTRAL	0- 0	0- 0	0- 1				
2- 4	0- 1	0- 0	NON-CONFERENCE	0- 1	0- 0	2- 2				
1- 0	0- 0	0- 0	HOME	0- 0	0- 0	1- 0				
1- 2	0- 0	0- 0	AWAY	0- 1	0- 0	1- 1				
0- 2	0- 1	0- 0	NEUTRAL	0- 0	0- 0	0- 1				
0- 0	0- 0	0- 0	CONFERENCE	0- 0	0- 0	0- 0				
0- 0	0- 0	0- 0	HOME	0- 0	0- 0	0- 0				
0- 0	0- 0	0- 0	AWAY	0- 0	0- 0	0- 0				
0- 0	0- 0	0- 0	NEUTRAL	0- 0	0- 0	0- 0				

RPI 1-25				RPI 26-50				RPI 51-100				RPI 101+ Team's RPI: 245			
RPI	S	Opponent	Score	RPI	S	Opponent	Score	RPI	S	Opponent	Score	RPI	S	Opponent	Score
24	N	Bucknell I	54 77					81	A	Xavier	35 48	157	N	Massachusetts	49 59
												221	A	Brown	49 68
												308	A	Richmond	58 40
												348	H	LIU Brooklyn	71 43
LAST 12 Division I GAMES:															
24	N	Bucknell I	54 77	157	N	Massachusetts	49 59								
221	A	Brown	49 68												
81	A	Xavier	35 48												
348	H	LIU Brooklyn	71 43												
308	A	Richmond	58 40												

Non-Div I Games:

Fairfield



Average RPI Win:	336	WON-LOST	WINNING	LAST 10	STRENGTH OF	OPP. STRENGTH	TEAM	ADJ.	CONF.	ADJ CONF.
Average RPI Loss:	251	RECORD	PCT. RANK	GAMES	SCHEDULE	OF SCHEDULE	RPI	RPI	RPI	RPI

DIV. I ONLY	1- 3	249	0- 1	313	335	342	342	31	31
DIV. I NON-CONF.	1- 3	249	0- 1	313	335	342	342	31	31
TOTALS	RPI 1-25	RPI 26-50	W-L RECORDS	RPI 51-100	RPI 101-150	RPI 150+			
1- 3	0- 0	0- 0	OVERALL	0- 0	0- 0	1- 3			
1- 2	0- 0	0- 0	HOME	0- 0	0- 0	1- 2			
0- 1	0- 0	0- 0	AWAY	0- 0	0- 0	0- 1			
0- 0	0- 0	0- 0	NEUTRAL	0- 0	0- 0	0- 0			
1- 3	0- 0	0- 0	NON-CONFERENCE	0- 0	0- 0	1- 3			
1- 2	0- 0	0- 0	HOME	0- 0	0- 0	1- 2			
0- 1	0- 0	0- 0	AWAY	0- 0	0- 0	0- 1			
0- 0	0- 0	0- 0	NEUTRAL	0- 0	0- 0	0- 0			
0- 0	0- 0	0- 0	CONFERENCE	0- 0	0- 0	0- 0			
0- 0	0- 0	0- 0	HOME	0- 0	0- 0	0- 0			
0- 0	0- 0	0- 0	AWAY	0- 0	0- 0	0- 0			
0- 0	0- 0	0- 0	NEUTRAL	0- 0	0- 0	0- 0			

RPI 1-25	RPI 26-50	RPI 51-100	RPI 101+	Team's RPI: 342
RPI S Opponent Score	RPI S Opponent Score	RPI S Opponent Score	RPI S Opponent Score	
			171 A Air Force 37 85	
			266 H Lafayette 57 63	
			315 H Howard 58 79	
			336 H NJIT 64 43	
LAST 12 Division I GAMES:				
315 H Howard 58 79	336 H NJIT 64 43	171 A Air Force 37 85	266 H Lafayette 57 63	

Non-Div I Games: Rutgers-Newark 97 51

Fairleigh Dickinson



Average RPI	Win: 287	WON-LOST	WINNING	LAST 10	STRENGTH OF	OPP. STRENGTH	TEAM	ADJ.	CONF.	ADJ CONF.
Average RPI	Loss: 106	RECORD	PCT. RANK	GAMES	SCHEDULE	OF SCHEDULE	RPI	RPI	RPI	RPI
DIV. I ONLY	2- 4	214	0- 1	133	220	254	254	16	16	
DIV. I NON-CONF.	2- 4	214	0- 1	133	220	254	254	16	16	
-----										
TOTALS	RPI 1-25	RPI 26-50	W-L RECORDS	RPI 51-100	RPI 101-150	RPI 150+				
2- 4	0- 0	0- 1	OVERALL	0- 1	0- 1	2- 1				
2- 3	0- 0	0- 1	HOME	0- 1	0- 0	2- 1				
0- 1	0- 0	0- 0	AWAY	0- 0	0- 1	0- 0				
0- 0	0- 0	0- 0	NEUTRAL	0- 0	0- 0	0- 0				
2- 4	0- 0	0- 1	NON-CONFERENCE	0- 1	0- 1	2- 1				
2- 3	0- 0	0- 1	HOME	0- 1	0- 0	2- 1				
0- 1	0- 0	0- 0	AWAY	0- 0	0- 1	0- 0				
0- 0	0- 0	0- 0	NEUTRAL	0- 0	0- 0	0- 0				
0- 0	0- 0	0- 0	CONFERENCE	0- 0	0- 0	0- 0				
0- 0	0- 0	0- 0	HOME	0- 0	0- 0	0- 0				
0- 0	0- 0	0- 0	AWAY	0- 0	0- 0	0- 0				
0- 0	0- 0	0- 0	NEUTRAL	0- 0	0- 0	0- 0				

RPI 1-25				RPI 26-50				RPI 51-100				RPI 101+ Team's RPI: 254			
RPI	S	Opponent	Score	RPI	S	Opponent	Score	RPI	S	Opponent	Score	RPI	S	Opponent	Score
				42	H	Bradley	59 80	78	H	Hampton	68 72	119	A	Little Rock	38 61
												184	H	Georgia St.	59 75
												266	H	Lafayette	53 49
												308	H	Richmond	69 55
LAST 12 Division I GAMES:															
119	A	Little Rock	38 61	42	H	Bradley	59 80	266	H	Lafayette	53 49				
184	H	Georgia St.	59 75	78	H	Hampton	68 72	308	H	Richmond	69 55				

Non-Div I Games:

Fla. Atlantic



Florida

Florida

Fl ori da



Average RPI Win:	0	WON-LOST	WINNING	LAST 10	STRENGTH OF	OPP. STRENGTH	TEAM	ADJ.	CONF.	ADJ CONF.
Average RPI Loss:	221	RECORD	PCT. RANK	GAMES	SCHEDULE	OF SCHEDULE	RPI	RPI	RPI	RPI

DIV. I ONLY	0- 5	310	0- 1	326	207	345	345	32	32
DIV. I NON-CONF.	0- 5	310	0- 1	326	207	345	345	32	32
-----									
TOTALS	RPI 1-25	RPI 26-50	W-L RECORDS	RPI 51-100	RPI 101-150	RPI 150+			
0- 5	0- 0	0- 1	OVERALL	0- 0	0- 0	0- 4			
0- 1	0- 0	0- 0	HOME	0- 0	0- 0	0- 1			
0- 3	0- 0	0- 1	AWAY	0- 0	0- 0	0- 2			
0- 1	0- 0	0- 0	NEUTRAL	0- 0	0- 0	0- 1			
0- 5	0- 0	0- 1	NON-CONFERENCE	0- 0	0- 0	0- 4			
0- 1	0- 0	0- 0	HOME	0- 0	0- 0	0- 1			
0- 3	0- 0	0- 1	AWAY	0- 0	0- 0	0- 2			
0- 1	0- 0	0- 0	NEUTRAL	0- 0	0- 0	0- 1			
0- 0	0- 0	0- 0	CONFERENCE	0- 0	0- 0	0- 0			
0- 0	0- 0	0- 0	HOME	0- 0	0- 0	0- 0			
0- 0	0- 0	0- 0	AWAY	0- 0	0- 0	0- 0			
0- 0	0- 0	0- 0	NEUTRAL	0- 0	0- 0	0- 0			

RPI 1-25				RPI 26-50				RPI 51-100				RPI 101+ Team's RPI: 345			
RPI	S	Opponent	Score	RPI	S	Opponent	Score	RPI	S	Opponent	Score	RPI	S	Opponent	Score
				31	A	Tennessee	31 96					189	A	North Florida	53 64
												282	H	Jacksonville St.	31 62
												296	A	FIU	54 77
												309	N	Omaha	50 57
LAST 12 Division I GAMES:															
				282	H	Jacksonville St.	31 62	309	N	Omaha	50 57				
								296	A	FIU	54 77				
								31	A	Tennessee	31 96				
								189	A	North Florida	53 64				

Non-Div I Games:



Average RPI Win:	175	WON-LOST	WINNING	LAST 10	STRENGTH OF	OPP. STRENGTH	TEAM	ADJ.	CONF.	ADJ CONF.
Average RPI Loss:	16	RECORD	PCT. RANK	GAMES	SCHEDULE	OF SCHEDULE	RPI	RPI	RPI	RPI

DIV. I ONLY	6- 1	37	1- 0	130	57	54	54	1	1
DIV. I NON-CONF.	6- 1	37	1- 0	130	57	54	54	1	1
TOTALS	RPI 1-25	RPI 26-50	W-L RECORDS	RPI 51-100	RPI 101-150	RPI 150+			
6- 1	0- 1	0- 0	OVERALL	1- 0	0- 0	5- 0			
4- 1	0- 1	0- 0	HOME	0- 0	0- 0	4- 0			
0- 0	0- 0	0- 0	AWAY	0- 0	0- 0	0- 0			
2- 0	0- 0	0- 0	NEUTRAL	1- 0	0- 0	1- 0			
6- 1	0- 1	0- 0	NON-CONFERENCE	1- 0	0- 0	5- 0			
4- 1	0- 1	0- 0	HOME	0- 0	0- 0	4- 0			
0- 0	0- 0	0- 0	AWAY	0- 0	0- 0	0- 0			
2- 0	0- 0	0- 0	NEUTRAL	1- 0	0- 0	1- 0			
0- 0	0- 0	0- 0	CONFERENCE	0- 0	0- 0	0- 0			
0- 0	0- 0	0- 0	HOME	0- 0	0- 0	0- 0			
0- 0	0- 0	0- 0	AWAY	0- 0	0- 0	0- 0			
0- 0	0- 0	0- 0	NEUTRAL	0- 0	0- 0	0- 0			

RPI 1-25				RPI 26-50				RPI 51-100				Team's RPI: 54				RPI 101+			
RPI	S	Opponent	Score	RPI	S	Opponent	Score	RPI	S	Opponent	Score	RPI	S	Opponent	Score	RPI	S	Opponent	Score
16	H	LSU	45 58					91	N	Iowa	71 67	170	H	Troy	103 67				
												178	H	Jacksonville	79 46				
												189	H	North Florida	74 53				
												196	H	Florida	63 56				
												228	N	Eastern Ky.	62 45				
LAST 12 Division I GAMES:																			
				91	N	Iowa	71 67	189	H	North Florida	74 53								
				228	N	Eastern Ky.	62 45	170	H	Troy	103 67								
				16	H	LSU	45 58												
				178	H	Jacksonville	79 46												
				196	H	Florida	63 56												

Non-Div I Games:

Florida St.



Average RPI Win:	194	WON-LOST	WINNING	LAST 10	STRENGTH OF	OPP. STRENGTH	TEAM	ADJ.	CONF.	ADJ CONF.
Average RPI Loss:	50	RECORD	PCT. RANK	GAMES	SCHEDULE	OF SCHEDULE	RPI	RPI	RPI	RPI
DIV. I ONLY	4- 3	148	0- 1	46	161	74	74	20	20	
DIV. I NON-CONF.	4- 3	148	0- 1	46	161	74	74	20	20	
-----										
TOTALS	RPI 1-25	RPI 26-50	W-L RECORDS	RPI 51-100	RPI 101-150	RPI 150+				
4- 3	0- 1	1- 1	OVERALL	1- 0	0- 1	2- 0				
2- 1	0- 0	1- 0	HOME	0- 0	0- 1	1- 0				
0- 1	0- 1	0- 0	AWAY	0- 0	0- 0	0- 0				
2- 1	0- 0	0- 1	NEUTRAL	1- 0	0- 0	1- 0				
4- 3	0- 1	1- 1	NON-CONFERENCE	1- 0	0- 1	2- 0				
2- 1	0- 0	1- 0	HOME	0- 0	0- 1	1- 0				
0- 1	0- 1	0- 0	AWAY	0- 0	0- 0	0- 0				
2- 1	0- 0	0- 1	NEUTRAL	1- 0	0- 0	1- 0				
0- 0	0- 0	0- 0	CONFERENCE	0- 0	0- 0	0- 0				
0- 0	0- 0	0- 0	HOME	0- 0	0- 0	0- 0				
0- 0	0- 0	0- 0	AWAY	0- 0	0- 0	0- 0				
0- 0	0- 0	0- 0	NEUTRAL	0- 0	0- 0	0- 0				

RPI 1-25				RPI 26-50				RPI 51-100 Team's RPI: 74				RPI 101+			
RPI	S	Opponent	Score	RPI	S	Opponent	Score	RPI	S	Opponent	Score	RPI	S	Opponent	Score
20	A	Northeastern	54 58	27	N	Texas	54 72	86	N	Washington	65 57	102	H	Penn St.	55 72
				45	H	Charlotte	71 64					322	N	Ball St.	78 70
												323	H	Wagner	80 59
LAST 12 Division I GAMES:															
102	H	Penn St.	55 72	27	N	Texas	54 72	86	N	Washington	65 57	322	N	Ball St.	78 70
20	A	Northeastern	54 58	45	H	Charlotte	71 64								

Non-Div I Games:

Fordham



Average RPI	Win: 195	WON-LOST RECORD	WINNING PCT. RANK	LAST 10 GAMES	STRENGTH OF SCHEDULE	OPP. STRENGTH OF SCHEDULE	TEAM RPI	ADJ. RPI	CONF. RPI	ADJ. CONF. RPI
Average RPI	Loss: 90									
DIV. I ONLY		3- 1	86	1- 0	239	63	120	120	10	10
DIV. I NON-CONF.		3- 1	86	1- 0	239	63	120	120	10	10
-----										
TOTALS	RPI 1-25		RPI 26-50	W-L RECORDS	RPI 51-100		RPI 101-150		RPI 150+	
3- 1	0- 0		0- 0	OVERALL	0- 1		0- 0		3- 0	
3- 0	0- 0		0- 0	HOME	0- 0		0- 0		3- 0	
0- 1	0- 0		0- 0	AWAY	0- 1		0- 0		0- 0	
0- 0	0- 0		0- 0	NEUTRAL	0- 0		0- 0		0- 0	
3- 1	0- 0		0- 0	NON-CONFERENCE	0- 1		0- 0		3- 0	
3- 0	0- 0		0- 0	HOME	0- 0		0- 0		3- 0	
0- 1	0- 0		0- 0	AWAY	0- 1		0- 0		0- 0	
0- 0	0- 0		0- 0	NEUTRAL	0- 0		0- 0		0- 0	
0- 0	0- 0		0- 0	CONFERENCE	0- 0		0- 0		0- 0	
0- 0	0- 0		0- 0	HOME	0- 0		0- 0		0- 0	
0- 0	0- 0		0- 0	AWAY	0- 0		0- 0		0- 0	
0- 0	0- 0		0- 0	NEUTRAL	0- 0		0- 0		0- 0	

RPI 1-25				RPI 26-50				RPI 51-100				RPI 101+				Team's RPI: 120
RPI	S	Opponent	Score	RPI	S	Opponent	Score	RPI	S	Opponent	Score	RPI	S	Opponent	Score	
								90	A	Northern Ariz.	73 86	151	H	Milwaukee	65 48	
												193	H	UT Arlington	70 61	
												241	H	Cal Poly	76 58	
LAST 12 Division I GAMES:																
193	H	UT Arlington	70 61	90	A	Northern Ariz.	73 86									
151	H	Milwaukee	65 48													
241	H	Cal Poly	76 58													

Non-Div I Games:

Fresno St.



Average RPI Win:	311
Average RPI Loss:	144

DIV. I ONLY	2- 3	192	1- 0	222	252	238	238	24	24
DIV. I NON-CONF.	2- 3	192	1- 0	222	252	238	238	24	24
TOTALS	RPI 1-25	RPI 26-50	W-L RECORDS	RPI 51-100	RPI 101-150	RPI 150+			
2- 3	0- 0	0- 0	OVERALL	0- 1	0- 1	2- 1			
1- 1	0- 0	0- 0	HOME	0- 0	0- 1	1- 0			
1- 2	0- 0	0- 0	AWAY	0- 1	0- 0	1- 1			
0- 0	0- 0	0- 0	NEUTRAL	0- 0	0- 0	0- 0			
2- 3	0- 0	0- 0	NON-CONFERENCE	0- 1	0- 1	2- 1			
1- 1	0- 0	0- 0	HOME	0- 0	0- 1	1- 0			
1- 2	0- 0	0- 0	AWAY	0- 1	0- 0	1- 1			
0- 0	0- 0	0- 0	NEUTRAL	0- 0	0- 0	0- 0			
0- 0	0- 0	0- 0	CONFERENCE	0- 0	0- 0	0- 0			
0- 0	0- 0	0- 0	HOME	0- 0	0- 0	0- 0			
0- 0	0- 0	0- 0	AWAY	0- 0	0- 0	0- 0			
0- 0	0- 0	0- 0	NEUTRAL	0- 0	0- 0	0- 0			

RPI 1-25				RPI 26-50				RPI 51-100				RPI 101+ Team's RPI : 238			
RPI	S	Opponent	Score	RPI	S	Opponent	Score	RPI	S	Opponent	Score	RPI	S	Opponent	Score
								98	A	Mississippi St.	41 106	118	H	Middle Tenn.	71 78
												216	A	Kennesaw St.	63 74
												310	H	USC Upstate	78 67
												311	A	Col. of Charleston	70 67
LAST 12 Division I GAMES:															
								311	A	Col. of Charleston	70 67				
								98	A	Mississippi St.	41 106				
								310	H	USC Upstate	78 67				
								216	A	Kennesaw St.	63 74				
								118	H	Middle Tenn.	71 78				

Non-Div I Games: Coker

71 42

Furman



Average RPI Win: 305		WON-LOST		WINNING		LAST 10		STRENGTH OF		OPP. STRENGTH		TEAM		ADJ.		CONF.		ADJ CONF.	
Average RPI Loss: 148		RECORD		PCT. RANK		GAMES		SCHEDULE		OF SCHEDULE		RPI		RPI		RPI		RPI	
DIV. I ONLY		2- 4		214		1- 0		136		322		240		240		17		17	
DIV. I NON-CONF.		2- 4		214		1- 0		136		322		240		240		17		17	
TOTALS		RPI 1-25		RPI 26-50		W-L RECORDS		RPI 51-100		RPI 101-150		RPI 150+							
2- 4		0- 0		0- 0		OVERALL		0- 2		0- 0		2- 2							
1- 2		0- 0		0- 0		HOME		0- 0		0- 0		1- 2							
1- 2		0- 0		0- 0		AWAY		0- 2		0- 0		1- 0							
0- 0		0- 0		0- 0		NEUTRAL		0- 0		0- 0		0- 0							
2- 4		0- 0		0- 0		NON-CONFERENCE		0- 2		0- 0		2- 2							
1- 2		0- 0		0- 0		HOME		0- 0		0- 0		1- 2							
1- 2		0- 0		0- 0		AWAY		0- 2		0- 0		1- 0							
0- 0		0- 0		0- 0		NEUTRAL		0- 0		0- 0		0- 0							
0- 0		0- 0		0- 0		CONFERENCE		0- 0		0- 0		0- 0							
0- 0		0- 0		0- 0		HOME		0- 0		0- 0		0- 0							
0- 0		0- 0		0- 0		AWAY		0- 0		0- 0		0- 0							
0- 0		0- 0		0- 0		NEUTRAL		0- 0		0- 0		0- 0							

RPI 1-25				RPI 26-50				RPI 51-100				RPI 101+ Team's RPI : 240					
RPI	S	Opponent	Score	RPI	S	Opponent	Score	RPI	S	Opponent	Score	RPI	S	Opponent	Score		
								67	A	Stony Brook	43	72	215	H	Mercer	72	79
								77	A	Virginia Tech	49	78	233	H	Wofford	65	81
													272	H	Bethune-Cookman	77	76
													338	A	Savannah St.	82	71
LAST 12 Division I GAMES:																	
				272	H	Bethune-Cookman	77	76									
				67	A	Stony Brook	43	72									
				338	A	Savannah St.	82	71									
				215	H	Mercer	72	79									
				77	A	Virginia Tech	49	78									
				233	H	Wofford	65	81									

Non-Div I Games:

Ga. Southern



Average RPI		Winn: 210	WON-LOST RECORD	WINNING PCT. RANK	LAST 10 GAMES	STRENGTH OF SCHEDULE	OPP. STRENGTH OF SCHEDULE	TEAM RPI	ADJ. RPI	CONF. RPI	ADJ. CONF. RPI
Loss: 204											
DIV. I ONLY			2- 1	105	0- 0	222	150	180	180	28	28
DIV. I NON-CONF.			2- 1	105	0- 0	222	150	180	180	28	28
TOTALS		RPI 1-25		RPI 26-50		W-L RECORDS	RPI 51-100	RPI 101-150		RPI 150+	
2- 1		0- 0		0- 0		OVERALL	0- 0	0- 0		2- 1	
1- 1		0- 0		0- 0		HOME	0- 0	0- 0		1- 1	
1- 0		0- 0		0- 0		AWAY	0- 0	0- 0		1- 0	
0- 0		0- 0		0- 0		NEUTRAL	0- 0	0- 0		0- 0	
2- 1		0- 0		0- 0		NON-CONFERENCE	0- 0	0- 0		2- 1	
1- 1		0- 0		0- 0		HOME	0- 0	0- 0		1- 1	
1- 0		0- 0		0- 0		AWAY	0- 0	0- 0		1- 0	
0- 0		0- 0		0- 0		NEUTRAL	0- 0	0- 0		0- 0	
0- 0		0- 0		0- 0		CONFERENCE	0- 0	0- 0		0- 0	
0- 0		0- 0		0- 0		HOME	0- 0	0- 0		0- 0	
0- 0		0- 0		0- 0		AWAY	0- 0	0- 0		0- 0	
0- 0		0- 0		0- 0		NEUTRAL	0- 0	0- 0		0- 0	

RPI 1-25				RPI 26-50				RPI 51-100				RPI 101+ Team's RPI: 180			
RPI	S	Opponent	Score	RPI	S	Opponent	Score	RPI	S	Opponent	Score	RPI	S	Opponent	Score
												196	A	Fl ori da	60 58
												204	H	Morehead St.	69 84
												224	H	Davi dson	54 49
LAST 12 Di vi si on I GAMES:															
												224	H	Davi dson	54 49
												204	H	Morehead St.	69 84
												196	A	Fl ori da	60 58

Non-Div I Games:	Warren Wilson	100	37	Pfeiffer	82	46
------------------	---------------	-----	----	----------	----	----

Gardner-Webb



Average RPI	Win:	263	WON-LOST	WINNING	LAST 10	STRENGTH OF	OPP. STRENGTH	TEAM	ADJ.	CONF.	ADJ CONF.
Average RPI	Loss:	95	RECORD	PCT. RANK	GAMES	SCHEDULE	OF SCHEDULE	RPI	RPI	RPI	RPI
DIV. I ONLY		4- 2		105	1- 0	266	137	150	150	20	20
DIV. I NON-CONF.		4- 2		105	1- 0	266	137	150	150	20	20
-----											
TOTALS	RPI 1-25		RPI 26-50		W-L RECORDS	RPI 51-100		RPI 101-150		RPI 150+	
4- 2	0- 0		0- 0		OVERALL	0- 1		0- 1		4- 0	
2- 0	0- 0		0- 0		HOME	0- 0		0- 0		2- 0	
2- 2	0- 0		0- 0		AWAY	0- 1		0- 1		2- 0	
0- 0	0- 0		0- 0		NEUTRAL	0- 0		0- 0		0- 0	
4- 2	0- 0		0- 0		NON-CONFERENCE	0- 1		0- 1		4- 0	
2- 0	0- 0		0- 0		HOME	0- 0		0- 0		2- 0	
2- 2	0- 0		0- 0		AWAY	0- 1		0- 1		2- 0	
0- 0	0- 0		0- 0		NEUTRAL	0- 0		0- 0		0- 0	
0- 0	0- 0		0- 0		CONFERENCE	0- 0		0- 0		0- 0	
0- 0	0- 0		0- 0		HOME	0- 0		0- 0		0- 0	
0- 0	0- 0		0- 0		AWAY	0- 0		0- 0		0- 0	
0- 0	0- 0		0- 0		NEUTRAL	0- 0		0- 0		0- 0	

RPI 1-25				RPI 26-50				RPI 51-100				RPI 101+ Team's RPI : 150					
RPI	S	Opponent	Score	RPI	S	Opponent	Score	RPI	S	Opponent	Score	RPI	S	Opponent	Score		
								87	A	Kansas	56	77	103	A	Ameri can	71	86
													171	A	Air Force	78	71
													255	A	UMKC	91	84
													301	H	Col gate	64	61
													324	H	Loyol a Maryl and	70	38
LAST 12 Division I GAMES:																	
103	A	Ameri can	71	86	255	A	UMKC	91	84								
171	A	Air Force	78	71	87	A	Kansas	56	77								
324	H	Loyol a Maryl and	70	38	301	H	Col gate	64	61								

Non-Div I Games:

George Mason



Average RPI	Win:	225	WON-LOST	WINNING	LAST 10	STRENGTH OF	OPP. STRENGTH	TEAM	ADJ.	CONF.	ADJ CONF.
Average RPI	Loss:	130	RECORD	PCT. RANK	GAMES	SCHEDULE	OF SCHEDULE	RPI	RPI	RPI	RPI
DIV. I ONLY		1- 5		291	0- 1	72	216	223	223	20	20
DIV. I NON-CONF.		1- 5		291	0- 1	72	216	223	223	20	20
<hr/>											
TOTALS	RPI 1-25		RPI 26-50		W-L RECORDS	RPI 51-100		RPI 101-150		RPI 150+	
1- 5	0- 1		0- 0		OVERALL	0- 0		0- 2		1- 2	
1- 1	0- 0		0- 0		HOME	0- 0		0- 1		1- 0	
0- 2	0- 0		0- 0		AWAY	0- 0		0- 0		0- 2	
0- 2	0- 1		0- 0		NEUTRAL	0- 0		0- 1		0- 0	
1- 5	0- 1		0- 0		NON-CONFERENCE	0- 0		0- 2		1- 2	
1- 1	0- 0		0- 0		HOME	0- 0		0- 1		1- 0	
0- 2	0- 0		0- 0		AWAY	0- 0		0- 0		0- 2	
0- 2	0- 1		0- 0		NEUTRAL	0- 0		0- 1		0- 0	
0- 0	0- 0		0- 0		CONFERENCE	0- 0		0- 0		0- 0	
0- 0	0- 0		0- 0		HOME	0- 0		0- 0		0- 0	
0- 0	0- 0		0- 0		AWAY	0- 0		0- 0		0- 0	
0- 0	0- 0		0- 0		NEUTRAL	0- 0		0- 0		0- 0	

RPI 1-25				RPI 26-50				RPI 51-100				RPI 101+ Team's RPI: 223			
RPI	S	Opponent	Score	RPI	S	Opponent	Score	RPI	S	Opponent	Score	RPI	S	Opponent	Score
5	N	NC State	61 <span>69</span>									108	H	Maryland	30 <span>69</span>
												114	N	Georgia Tech	55 <span>70</span>
												172	A	James Madison	37 <span>50</span>
												225	H	Princeton	64 49
												250	A	Iona	43 <span>52</span>
<hr/>															
LAST 12 Division I GAMES:															
5	N	NC State	61 <span>69</span>	108	H	Maryland	30 <span>69</span>	225	H	Princeton	64 49	172	A	James Madison	37 <span>50</span>
114	N	Georgia Tech	55 <span>70</span>												
250	A	Iona	43 <span>52</span>												

Non-Div I Games:

George Washington



Average RPI	Win:	280	WON-LOST	WINNING	LAST 10	STRENGTH OF	OPP. STRENGTH	TEAM	ADJ.	CONF.	ADJ CONF.
Average RPI	Loss:	89	RECORD	PCT. RANK	GAMES	SCHEDULE	OF SCHEDULE	RPI	RPI	RPI	RPI
DIV. I ONLY		4- 3		148	0- 1	210	228	195	195	7	7
DIV. I NON-CONF.		4- 3		148	0- 1	210	228	195	195	7	7
-----											
TOTALS	RPI 1-25		RPI 26-50		W-L RECORDS	RPI 51-100		RPI 101-150		RPI 150+	
4- 3	0- 0		0- 2		OVERALL	0- 0		0- 0		4- 1	
3- 0	0- 0		0- 0		HOME	0- 0		0- 0		3- 0	
1- 1	0- 0		0- 0		AWAY	0- 0		0- 0		1- 1	
0- 2	0- 0		0- 2		NEUTRAL	0- 0		0- 0		0- 0	
4- 3	0- 0		0- 2		NON-CONFERENCE	0- 0		0- 0		4- 1	
3- 0	0- 0		0- 0		HOME	0- 0		0- 0		3- 0	
1- 1	0- 0		0- 0		AWAY	0- 0		0- 0		1- 1	
0- 2	0- 0		0- 2		NEUTRAL	0- 0		0- 0		0- 0	
0- 0	0- 0		0- 0		CONFERENCE	0- 0		0- 0		0- 0	
0- 0	0- 0		0- 0		HOME	0- 0		0- 0		0- 0	
0- 0	0- 0		0- 0		AWAY	0- 0		0- 0		0- 0	
0- 0	0- 0		0- 0		NEUTRAL	0- 0		0- 0		0- 0	

RPI 1-25				RPI 26-50				RPI 51-100				RPI 101+ Team's RPI: 195			
RPI	S	Opponent	Score	RPI	S	Opponent	Score	RPI	S	Opponent	Score	RPI	S	Opponent	Score
				46	N	Bayl or	46 67					172	A	James Madi son	57 69
				50	N	Buffal o	64 73					194	H	Pi ttsburgh	70 41
												293	H	UMES	74 55
												308	A	Ri chmond	73 53
												324	H	Loyol a Maryl and	45 30
LAST 12 Di vi si on I GAMES:															
				172	A	James Madi son	57 69	46	N	Bayl or	46 67				
				324	H	Loyol a Maryl and	45 30	50	N	Buffal o	64 73				
				293	H	UMES	74 55	194	H	Pi ttsburgh	70 41				
				308	A	Ri chmond	73 53								

Non-Di v I Games:

Georgetown



Average RPI Win: 305

Average RPI Loss: 92

WON-LOST  
RECORDWINNING  
PCT. RANKLAST 10  
GAMESSTRENGTH OF  
SCHEDULEOPP. STRENGTH  
OF SCHEDULETEAM  
RPIADJ.  
RPICONF.  
RPIADJ CONF.  
RPIDIV. I ONLY  
DIV. I NON-CONF.3- 3  
3- 3153  
1530- 1  
0- 1207  
207229  
229206  
206206  
2063  
33  
3

TOTALS

RPI 1-25

RPI 26-50

W-L RECORDS

RPI 51-100

RPI 101-150

RPI 150+

3- 3  
2- 0  
0- 2  
1- 10- 0  
0- 0  
0- 0  
0- 00- 0  
0- 0  
0- 0  
0- 0OVERALL  
HOME  
AWAY  
NEUTRAL0- 1  
0- 0  
0- 1  
0- 00- 2  
0- 0  
0- 1  
0- 13- 0  
2- 0  
0- 0  
1- 03- 3  
2- 0  
0- 2  
1- 10- 0  
0- 0  
0- 0  
0- 00- 0  
0- 0  
0- 0  
0- 0NON-CONFERENCE  
HOME  
AWAY  
NEUTRAL0- 1  
0- 0  
0- 1  
0- 00- 2  
0- 0  
0- 1  
0- 13- 0  
2- 0  
0- 0  
1- 00- 0  
0- 0  
0- 0  
0- 00- 0  
0- 0  
0- 0  
0- 00- 0  
0- 0  
0- 0  
0- 0CONFERENCE  
HOME  
AWAY  
NEUTRAL0- 0  
0- 0  
0- 0  
0- 00- 0  
0- 0  
0- 0  
0- 00- 0  
0- 0  
0- 0  
0- 0

RPI 1-25

RPI 26-50

RPI 51-100

RPI 101+

Team's RPI: 206

RPI S Opponent Score

RPI S Opponent Score

RPI S Opponent Score  
55 A UCLA 69 80RPI S Opponent Score  
108 N Maryland 51 58  
114 A Georgia Tech 53 63  
269 H St. Bonaventure 67 40  
306 H Winthrop 85 39  
341 N Morgan St. 60 33

LAST 12 Division I GAMES:

108 N Maryland 51 58  
341 N Morgan St. 60 33114 A Georgia Tech 53 63  
55 A UCLA 69 80  
306 H Winthrop 85 39  
269 H St. Bonaventure 67 40

Non-Div I Games:

Georgia



Average RPI Win: 277

Average RPI Loss: 128

WON-LOST  
RECORDWINNING  
PCT. RANKLAST 10  
GAMESSTRENGTH OF  
SCHEDULEOPP. STRENGTH  
OF SCHEDULETEAM  
RPIADJ.  
RPICONF.  
RPIADJ CONF.  
RPIDIV. I ONLY  
DIV. I NON-CONF.3- 1  
3- 186  
860- 1  
0- 1326  
326105  
105184  
184184  
18417  
1717  
17

TOTALS

RPI 1-25

RPI 26-50

W-L RECORDS

RPI 51-100

RPI 101-150

RPI 150+

3- 1

0- 0

0- 0

OVERALL

0- 0

0- 1

3- 0

1- 0

0- 0

0- 0

HOME

0- 0

0- 0

1- 0

2- 1

0- 0

0- 0

AWAY

0- 0

0- 1

2- 0

0- 0

0- 0

0- 0

NEUTRAL

0- 0

0- 0

0- 0

3- 1

0- 0

0- 0

NON-CONFERENCE

0- 0

0- 1

3- 0

1- 0

0- 0

0- 0

HOME

0- 0

0- 0

1- 0

2- 1

0- 0

0- 0

AWAY

0- 0

0- 1

2- 0

0- 0

0- 0

0- 0

NEUTRAL

0- 0

0- 0

0- 0

0- 0

0- 0

0- 0

CONFERENCE

0- 0

0- 0

0- 0

0- 0

0- 0

0- 0

HOME

0- 0

0- 0

0- 0

0- 0

0- 0

0- 0

AWAY

0- 0

0- 0

0- 0

0- 0

0- 0

0- 0

NEUTRAL

0- 0

0- 0

0- 0

RPI 1-25

RPI 26-50

RPI 51-100

RPI 101+

Team's RPI: 184

RPI S Opponent Score

RPI S Opponent Score

RPI S Opponent Score

RPI S Opponent Score

128 A Rice 49 66

254 A Fla. Atlantic 75 59

281 H UNC Greensboro 70 63

296 A FIU 67 61

LAST 12 Division I GAMES:

254 A Fla. Atlantic 75 59

281 H UNC Greensboro 70 63

128 A Rice 49 66

296 A FIU 67 61

Non-Div I Games:

Georgia St.



Average RPI Win: 199

Average RPI Loss: 99

WON-LOST  
RECORDWINNING  
PCT. RANKLAST 10  
GAMESSTRENGTH OF  
SCHEDULEOPP. STRENGTH  
OF SCHEDULETEAM  
RPIADJ.  
RPICONF.  
RPIADJ CONF.  
RPIDIV. I ONLY  
DIV. I NON-CONF.5- 1  
5- 143  
431- 0  
1- 0274  
27461  
61114  
114114  
1141  
11  
1

TOTALS

RPI 1-25

RPI 26-50

W-L RECORDS

RPI 51-100

RPI 101-150

RPI 150+

5- 1

0- 0

0- 0

OVERALL

0- 1

1- 0

4- 0

3- 0

0- 0

0- 0

HOME

0- 0

0- 0

3- 0

0- 1

0- 0

0- 0

AWAY

0- 1

0- 0

0- 0

2- 0

0- 0

0- 0

NEUTRAL

0- 0

1- 0

1- 0

5- 1

0- 0

0- 0

NON-CONFERENCE

0- 1

1- 0

4- 0

3- 0

0- 0

0- 0

HOME

0- 0

0- 0

3- 0

0- 1

0- 0

0- 0

AWAY

0- 1

0- 0

0- 0

2- 0

0- 0

0- 0

NEUTRAL

0- 0

1- 0

1- 0

0- 0

0- 0

0- 0

CONFERENCE

0- 0

0- 0

0- 0

0- 0

0- 0

0- 0

HOME

0- 0

0- 0

0- 0

0- 0

0- 0

0- 0

AWAY

0- 0

0- 0

0- 0

0- 0

0- 0

0- 0

NEUTRAL

0- 0

0- 0

0- 0

RPI 1-25

RPI 26-50

RPI 51-100

RPI 101+

Team's RPI: 114

RPI S Opponent Score

RPI S Opponent Score

RPI S Opponent Score

RPI S Opponent Score

99 A Houston 89 95

125 N Idaho St. 74 51

162 H Appal achian St. 71 53

206 H Georgi a 63 53

223 N George Washi ngton 70 55

279 H Western Caro. 84 49

LAST 12 Division I GAMES:

125 N Idaho St. 74 51  
 223 N George Washington 70 55  
 206 H Georgi a 63 53  
 279 H Western Caro. 84 49

162 H Appal achian St. 71 53  
 99 A Houston 89 95

125 N Idaho St. 74 51  
 162 H Appal achian St. 71 53  
 206 H Georgi a 63 53  
 223 N George Washi ngton 70 55  
 279 H Western Caro. 84 49

Non-Div I Games:

Georgia Tech



Average RPI Win: 168

Average RPI Loss: 1

WON-LOST  
RECORDWINNING  
PCT. RANKLAST 10  
GAMESSTRENGTH OF  
SCHEDULEOPP. STRENGTH  
OF SCHEDULETEAM  
RPIADJ.  
RPICONF.  
RPIADJ CONF.  
RPIDIV. I ONLY  
DIV. I NON-CONF.6- 1  
6- 137  
371- 0  
1- 0272  
2726  
672  
7272  
724  
44  
4

TOTALS

RPI 1-25

RPI 26-50

W-L RECORDS

RPI 51-100

RPI 101-150

RPI 150+

6- 1 0- 1  
2- 0 0- 0  
2- 0 0- 0  
2- 1 0- 10- 0  
0- 0  
0- 0  
0- 0OVERALL  
HOME  
AWAY  
NEUTRAL0- 0  
0- 0  
0- 0  
0- 02- 0  
1- 0  
1- 0  
0- 04- 0  
1- 0  
1- 0  
2- 06- 1 0- 1  
2- 0 0- 0  
2- 0 0- 0  
2- 1 0- 10- 0  
0- 0  
0- 0  
0- 0NON-CONFERENCE  
HOME  
AWAY  
NEUTRAL0- 0  
0- 0  
0- 0  
0- 02- 0  
1- 0  
1- 0  
0- 04- 0  
1- 0  
1- 0  
2- 00- 0 0- 0  
0- 0 0- 0  
0- 0 0- 0  
0- 0 0- 00- 0  
0- 0  
0- 0  
0- 0CONFERENCE  
HOME  
AWAY  
NEUTRAL0- 0  
0- 0  
0- 0  
0- 00- 0  
0- 0  
0- 0  
0- 00- 0  
0- 0  
0- 0  
0- 0

RPI 1-25

RPI 26-50

RPI 51-100 Team's RPI: 72

RPI 101+

RPI S Opponent Score  
1 N Notre Dame 65 81

RPI S Opponent Score

RPI S Opponent Score

RPI S Opponent Score  
125 H Idaho St. 70 51  
133 A Eastern Wash. 63 51  
165 N Rutgers 57 40  
176 H Montana 76 52  
187 N Western Ky. 76 55  
219 A UNLV 70 59

LAST 12 Division I GAMES:

125 H Idaho St. 70 51  
133 A Eastern Wash. 63 51  
176 H Montana 76 52  
187 N Western Ky. 76 55  
165 N Rutgers 57 40  
1 N Notre Dame 65 81  
219 A UNLV 70 59G  
o  
n  
z  
a  
g  
aG  
o  
n  
z  
a  
g  
a

Non-Div I Games:

Gonzaga



Average RPI	Win: 333	WON-LOST	WINNING	LAST 10	STRENGTH OF	OPP. STRENGTH	TEAM	ADJ.	CONF.	ADJ CONF.
Average RPI	Loss: 122	RECORD	PCT. RANK	GAMES	SCHEDULE	OF SCHEDULE	RPI	RPI	RPI	RPI
DIV. I ONLY	1- 4	271	0- 1	162	123	256	256	27	27	
DIV. I NON-CONF.	1- 4	271	0- 1	162	123	256	256	27	27	
-----										
TOTALS	RPI 1-25	RPI 26-50	W-L RECORDS	RPI 51-100	RPI 101-150	RPI 150+				
1- 4	0- 2	0- 0	OVERALL	0- 0	0- 0	1- 2				
1- 0	0- 0	0- 0	HOME	0- 0	0- 0	1- 0				
0- 4	0- 2	0- 0	AWAY	0- 0	0- 0	0- 2				
0- 0	0- 0	0- 0	NEUTRAL	0- 0	0- 0	0- 0				
1- 4	0- 2	0- 0	NON-CONFERENCE	0- 0	0- 0	1- 2				
1- 0	0- 0	0- 0	HOME	0- 0	0- 0	1- 0				
0- 4	0- 2	0- 0	AWAY	0- 0	0- 0	0- 2				
0- 0	0- 0	0- 0	NEUTRAL	0- 0	0- 0	0- 0				
0- 0	0- 0	0- 0	CONFERENCE	0- 0	0- 0	0- 0				
0- 0	0- 0	0- 0	HOME	0- 0	0- 0	0- 0				
0- 0	0- 0	0- 0	AWAY	0- 0	0- 0	0- 0				
0- 0	0- 0	0- 0	NEUTRAL	0- 0	0- 0	0- 0				

RPI 1-25				RPI 26-50				RPI 51-100				RPI 101+ Team's RPI: 256			
RPI	S	Opponent	Score	RPI	S	Opponent	Score	RPI	S	Opponent	Score	RPI	S	Opponent	Score
13	A	Al abama	55 73									193	A	UT Ar l ington	54 78
17	A	Auburn	48 97									265	A	Southern Mi ss.	47 68
												333	H	McNeese	75 51
LAST 12 Di vi si on I GAMES:															
13	A	Al abama	55 73	333	H	McNeese	75 51								
193	A	UT Ar l ington	54 78	17	A	Auburn	48 97								
265	A	Southern Mi ss.	47 68												

Non-Di v I Games:

Grambl ing



Average RPI	Win: 340	WON-LOST	WINNING	LAST 10	STRENGTH OF	OPP. STRENGTH	TEAM	ADJ.	CONF.	ADJ CONF.
Average RPI	Loss: 115	RECORD	PCT. RANK	GAMES	SCHEDULE	OF SCHEDULE	RPI	RPI	RPI	RPI
DIV. I ONLY	2- 3	192	1- 0	204	319	273	273	30	30	
DIV. I NON-CONF.	2- 3	192	1- 0	204	319	273	273	30	30	
-----										
TOTALS	RPI 1-25	RPI 26-50	W-L RECORDS	RPI 51-100	RPI 101-150	RPI 150+				
2- 3	0- 0	0- 0	OVERALL	0- 1	0- 2	2- 0				
2- 1	0- 0	0- 0	HOME	0- 0	0- 1	2- 0				
0- 2	0- 0	0- 0	AWAY	0- 1	0- 1	0- 0				
0- 0	0- 0	0- 0	NEUTRAL	0- 0	0- 0	0- 0				
2- 3	0- 0	0- 0	NON-CONFERENCE	0- 1	0- 2	2- 0				
2- 1	0- 0	0- 0	HOME	0- 0	0- 1	2- 0				
0- 2	0- 0	0- 0	AWAY	0- 1	0- 1	0- 0				
0- 0	0- 0	0- 0	NEUTRAL	0- 0	0- 0	0- 0				
0- 0	0- 0	0- 0	CONFERENCE	0- 0	0- 0	0- 0				
0- 0	0- 0	0- 0	HOME	0- 0	0- 0	0- 0				
0- 0	0- 0	0- 0	AWAY	0- 0	0- 0	0- 0				
0- 0	0- 0	0- 0	NEUTRAL	0- 0	0- 0	0- 0				

RPI 1-25				RPI 26-50				RPI 51-100				RPI 101+				Team's RPI: 273
RPI	S	Opponent	Score	RPI	S	Opponent	Score	RPI	S	Opponent	Score	RPI	S	Opponent	Score	
								88	A	East Carolina	47 59	116	H	Indiana St.	81 88	
												141	A	UNCW	55 77	
												332	H	Incarnate Word	74 63	
												348	H	LIU Brooklyn	65 62	
LAST 12 Division I GAMES:																
				332	H	Incarnate Word	74 63	348	H	LIU Brooklyn	65 62	116	H	Indiana St.	81 88	
								141	A	UNCW	55 77					
								88	A	East Carolina	47 59					

Non-Div I Games:

Grand Canyon



Average RPI		Win: 101	WON-LOST RECORD	WINNING PCT. RANK	LAST 10 GAMES	STRENGTH OF SCHEDULE	OPP. STRENGTH OF SCHEDULE	TEAM RPI	ADJ. RPI	CONF. RPI	ADJ. CONF. RPI
Loss: 46											
DIV. I ONLY			3- 2	126	1- 0	21	58	23	23	12	12
DIV. I NON-CONF.			3- 2	126	1- 0	21	58	23	23	12	12
TOTALS		RPI 1-25		RPI 26-50		W-L RECORDS		RPI 51-100	RPI 101-150		RPI 150+
3- 2	0- 1			0- 0		OVERALL		2- 1	1- 0		0- 0
2- 1	0- 1			0- 0		HOME		1- 0	1- 0		0- 0
1- 1	0- 0			0- 0		AWAY		1- 1	0- 0		0- 0
0- 0	0- 0			0- 0		NEUTRAL		0- 0	0- 0		0- 0
3- 2	0- 1			0- 0		NON-CONFERENCE		2- 1	1- 0		0- 0
2- 1	0- 1			0- 0		HOME		1- 0	1- 0		0- 0
1- 1	0- 0			0- 0		AWAY		1- 1	0- 0		0- 0
0- 0	0- 0			0- 0		NEUTRAL		0- 0	0- 0		0- 0
0- 0	0- 0			0- 0		CONFERENCE		0- 0	0- 0		0- 0
0- 0	0- 0			0- 0		HOME		0- 0	0- 0		0- 0
0- 0	0- 0			0- 0		AWAY		0- 0	0- 0		0- 0
0- 0	0- 0			0- 0		NEUTRAL		0- 0	0- 0		0- 0

RPI	S	Opponent	Score
25	H	Northwestern	55 57

RPI	S	Opponent	Score
66	A	DePaul	64 73
70	A	Missouri	56 49
97	H	Dayton	51 35

RPI	S	Opponent	Score
136	H	Maine	70 39

RPI	S	Opponent	Score
97	H	Dayton	51 35
136	H	Maine	70 39
70	A	Missouri	56 49
66	A	DePaul	64 73
25	H	Northwestern	55 57

### Non-Div I Games:

Green Bay



Average RPI Win: 213

Average RPI Loss: 43

WON-LOST  
RECORDWINNING  
PCT. RANKLAST 10  
GAMESSTRENGTH OF  
SCHEDULEOPP. STRENGTH  
OF SCHEDULETEAM  
RPIADJ.  
RPICONF.  
RPIADJ CONF.  
RPIDIV. I ONLY  
DIV. I NON-CONF.2- 1  
2- 1105  
1051- 0  
1- 083  
83106  
10678  
7878  
7828  
2828  
28

TOTALS

RPI 1-25

RPI 26-50

W-L RECORDS

RPI 51-100

RPI 101-150

RPI 150+

2- 1

0- 0

0- 1

OVERALL

0- 0

0- 0

2- 0

1- 1

0- 0

0- 1

HOME

0- 0

0- 0

1- 0

1- 0

0- 0

0- 0

AWAY

0- 0

0- 0

1- 0

0- 0

0- 0

0- 0

NEUTRAL

0- 0

0- 0

0- 0

2- 1

0- 0

0- 1

NON-CONFERENCE

0- 0

0- 0

2- 0

1- 1

0- 0

0- 1

HOME

0- 0

0- 0

1- 0

1- 0

0- 0

0- 0

AWAY

0- 0

0- 0

1- 0

0- 0

0- 0

0- 0

NEUTRAL

0- 0

0- 0

0- 0

0- 0

0- 0

0- 0

CONFERENCE

0- 0

0- 0

0- 0

0- 0

0- 0

0- 0

HOME

0- 0

0- 0

0- 0

0- 0

0- 0

0- 0

AWAY

0- 0

0- 0

0- 0

0- 0

0- 0

0- 0

NEUTRAL

0- 0

0- 0

0- 0

RPI 1-25

RPI 26-50

RPI 51-100

Team's RPI: 78

RPI 101+

RPI S Opponent Score

RPI S Opponent Score  
43 H Chattanooga 50 58

RPI S Opponent Score

RPI S Opponent Score  
172 H James Madison 72 65  
254 A Fla. Atlantic 72 68

LAST 12 Division I GAMES:

172 H James Madison 72 65  
43 H Chattanooga 50 58  
254 A Fla. Atlantic 72 68

Hampton

Hampton

Non-Div I Games:

Hampton



Average RPI Win: 238		WON-LOST	WINNING	LAST 10	STRENGTH OF		OPP. STRENGTH	TEAM	ADJ.	CONF.	ADJ CONF.
Average RPI Loss: 90		RECORD	PCT. RANK	GAMES	SCHEDULE		OF SCHEDULE	RPI	RPI	RPI	RPI
DIV. I ONLY		2- 5	247	0- 1	93		147	202	202	25	25
DIV. I NON-CONF.		2- 5	247	0- 1	93		147	202	202	25	25
-----											
TOTALS		RPI 1-25		RPI 26-50	W-L RECORDS		RPI 51-100	RPI 101-150		RPI 150+	
2- 5		0- 2		0- 0	OVERALL		0- 2	1- 0		1- 1	
2- 0		0- 0		0- 0	HOME		0- 0	1- 0		1- 0	
0- 3		0- 1		0- 0	AWAY		0- 2	0- 0		0- 0	
0- 2		0- 1		0- 0	NEUTRAL		0- 0	0- 0		0- 1	
2- 5		0- 2		0- 0	NON-CONFERENCE		0- 2	1- 0		1- 1	
2- 0		0- 0		0- 0	HOME		0- 0	1- 0		1- 0	
0- 3		0- 1		0- 0	AWAY		0- 2	0- 0		0- 0	
0- 2		0- 1		0- 0	NEUTRAL		0- 0	0- 0		0- 1	
0- 0		0- 0		0- 0	CONFERENCE		0- 0	0- 0		0- 0	
0- 0		0- 0		0- 0	HOME		0- 0	0- 0		0- 0	
0- 0		0- 0		0- 0	AWAY		0- 0	0- 0		0- 0	
0- 0		0- 0		0- 0	NEUTRAL		0- 0	0- 0		0- 0	

RPI	S	Opponent	Score
6	N	Louisville	69 86
13	A	Miami (FL)	62 75

RPI	S	Opponent	Score
-----	---	----------	-------

RPI	S	Opponent	Score
75	A	New Mexico	65 72
100	A	Villanova	41 59

RPI	S	Opponent	Score
135	H	Harvard	73 60
257	N	Southern Ill.	50 72
341	H	Morgan St.	80 59

## LAST 12 Division I GAMES:

257	N	Southern Ill.	50	72	75	A	New Mexico	65	72
135	H	Harvard	73	60	13	A	Miami (FL)	62	75
341	H	Morgan St.	80	59	6	N	Louisville	69	86
100	A	Villanova	41	59					

Non-Div I Games:

Hartford



Average RPI	Win:	265	WON-LOST	WINNING	LAST 10	STRENGTH OF	OPP. STRENGTH	TEAM	ADJ.	CONF.	ADJ CONF.
Average RPI	Loss:	105	RECORD	PCT. RANK	GAMES	SCHEDULE	OF SCHEDULE	RPI	RPI	RPI	RPI
DIV. I ONLY		4- 3		148	1- 0	227	97	135	135	22	22
DIV. I NON-CONF.		4- 3		148	1- 0	227	97	135	135	22	22
-----											
TOTALS	RPI 1-25		RPI 26-50		W-L RECORDS	RPI 51-100		RPI 101-150		RPI 150+	
4- 3	0- 1		0- 0		OVERALL	0- 0		0- 1		4- 1	
1- 0	0- 0		0- 0		HOME	0- 0		0- 0		1- 0	
2- 3	0- 1		0- 0		AWAY	0- 0		0- 1		2- 1	
1- 0	0- 0		0- 0		NEUTRAL	0- 0		0- 0		1- 0	
4- 3	0- 1		0- 0		NON-CONFERENCE	0- 0		0- 1		4- 1	
1- 0	0- 0		0- 0		HOME	0- 0		0- 0		1- 0	
2- 3	0- 1		0- 0		AWAY	0- 0		0- 1		2- 1	
1- 0	0- 0		0- 0		NEUTRAL	0- 0		0- 0		1- 0	
0- 0	0- 0		0- 0		CONFERENCE	0- 0		0- 0		0- 0	
0- 0	0- 0		0- 0		HOME	0- 0		0- 0		0- 0	
0- 0	0- 0		0- 0		AWAY	0- 0		0- 0		0- 0	
0- 0	0- 0		0- 0		NEUTRAL	0- 0		0- 0		0- 0	

RPI 1-25				RPI 26-50				RPI 51-100				RPI 101+				Team's RPI: 135
RPI	S	Opponent	Score	RPI	S	Opponent	Score	RPI	S	Opponent	Score	RPI	S	Opponent	Score	
1	A	Notre Dame	58 103									112	A	Purdue	65 66	
												197	A	CSUN	75 55	
												202	A	Hartford	60 73	
												243	A	Siena	73 54	
												282	N	Jacksonville St.	69 62	
												339	H	La Salle	88 43	
-----																
LAST 12 Division I GAMES:																
197	A	CSUN	75 55	202	A	Hartford	60 73	243	A	Siena	73 54	339	H	La Salle	88 43	
282	N	Jacksonville St.	69 62	112	A	Purdue	65 66	1	A	Notre Dame	58 103					

Non-Div I Games:

Harvard



Average RPI Win: 278  
Average RPI Loss: 118

WON-LOST  
RECORD

WINNING  
PCT. RANK

LAST 10  
GAMES

STRENGTH OF  
SCHEDULE

OPP. STRENGTH  
OF SCHEDULE

TEAM  
RPI

ADJ.  
RPI

CONF.  
RPI

ADJ CONF.  
RPI

DIV. I ONLY	1- 7	309	0- 1	105	178	263	263	18	18
DIV. I NON-CONF.	1- 7	309	0- 1	105	178	263	263	18	18
TOTALS	RPI 1-25	RPI 26-50	W-L RECORDS	RPI 51-100	RPI 101-150	RPI 150+			
1- 7	0- 0	0- 1	OVERALL	0- 2	0- 2	1- 2			
1- 5	0- 0	0- 1	HOME	0- 2	0- 2	1- 0			
0- 2	0- 0	0- 0	AWAY	0- 0	0- 0	0- 2			
0- 0	0- 0	0- 0	NEUTRAL	0- 0	0- 0	0- 0			
1- 7	0- 0	0- 1	NON-CONFERENCE	0- 2	0- 2	1- 2			
1- 5	0- 0	0- 1	HOME	0- 2	0- 2	1- 0			
0- 2	0- 0	0- 0	AWAY	0- 0	0- 0	0- 2			
0- 0	0- 0	0- 0	NEUTRAL	0- 0	0- 0	0- 0			
0- 0	0- 0	0- 0	CONFERENCE	0- 0	0- 0	0- 0			
0- 0	0- 0	0- 0	HOME	0- 0	0- 0	0- 0			
0- 0	0- 0	0- 0	AWAY	0- 0	0- 0	0- 0			
0- 0	0- 0	0- 0	NEUTRAL	0- 0	0- 0	0- 0			

RPI 1-25				RPI 26-50				RPI 51-100				RPI 101+ Team's RPI: 263			
RPI	S	Opponent	Score	RPI	S	Opponent	Score	RPI	S	Opponent	Score	RPI	S	Opponent	Score
				28	H	Stanford	59 81	57	H	Pepperdine	64 65	103	H	American	57 69
								69	H	Portland	65 72	121	H	FGCU	67 73
												213	A	San Diego St.	57 58
												232	A	San Diego	50 58
												278	H	Seattle U	67 51
LAST 12 Division I GAMES:															
				121	H	FGCU	67 73	28	H	Stanford	59 81				
				103	H	American	57 69	57	H	Pepperdine	64 65				
				278	H	Seattle U	67 51								
				69	H	Portland	65 72								
				232	A	San Diego	50 58								
				213	A	San Diego St.	57 58								

Non-Div I Games:

Hawai i



Average RPI Win: 349		WON-LOST	WINNING	LAST 10	STRENGTH OF		OPP. STRENGTH	TEAM	ADJ.	CONF.	ADJ CONF.
Loss: 141		RECORD	PCT. RANK	GAMES	SCHEDULE		OF SCHEDULE	RPI	RPI	RPI	RPI
DIV. I ONLY		1- 3	249	0- 1	129		345	267	267	28	28
DIV. I NON-CONF.		1- 3	249	0- 1	129		345	267	267	28	28
-----											
TOTALS		RPI 1-25		RPI 26-50	W-L RECORDS		RPI 51-100	RPI 101-150		RPI 150+	
1- 3		0- 0		0- 1	OVERALL		0- 0	0- 0		1- 2	
1- 0		0- 0		0- 0	HOME		0- 0	0- 0		1- 0	
0- 3		0- 0		0- 1	AWAY		0- 0	0- 0		0- 2	
0- 0		0- 0		0- 0	NEUTRAL		0- 0	0- 0		0- 0	
1- 3		0- 0		0- 1	NON-CONFERENCE		0- 0	0- 0		1- 2	
1- 0		0- 0		0- 0	HOME		0- 0	0- 0		1- 0	
0- 3		0- 0		0- 1	AWAY		0- 0	0- 0		0- 2	
0- 0		0- 0		0- 0	NEUTRAL		0- 0	0- 0		0- 0	
0- 0		0- 0		0- 0	CONFERENCE		0- 0	0- 0		0- 0	
0- 0		0- 0		0- 0	HOME		0- 0	0- 0		0- 0	
0- 0		0- 0		0- 0	AWAY		0- 0	0- 0		0- 0	
0- 0		0- 0		0- 0	NEUTRAL		0- 0	0- 0		0- 0	

RPI 1-25				RPI 26-50				RPI 51-100				RPI 101+ Team's RPI: 267			
RPI	S	Opponent	Score	RPI	S	Opponent	Score	RPI	S	Opponent	Score	RPI	S	Opponent	Score
				33	A	Kentucky	49 71					166	A	Mi ami (OH)	55 68
												224	A	Davi dson	62 71
												349	H	N. C. Central	80 69
LAST 12 Division I GAMES:															
								224	A	Davi dson	62 71				
								166	A	Mi ami (OH)	55 68				
								33	A	Kentucky	49 71				
								349	H	N. C. Central	80 69				

Non-Div I Games: Mars Hill 86 36

High Point



H  
o  
f  
s  
t  
r  
a

Hofstra				Through Games Of Nov. 26, 2018							
Average RPI	Win:	269	WON-LOST	WINNING	LAST 10	STRENGTH OF	OPP. STRENGTH	TEAM	ADJ.	CONF.	ADJ CONF.
Average RPI	Loss:	157	RECORD	PCT. RANK	GAMES	SCHEDULE	OF SCHEDULE	RPI	RPI	RPI	RPI
DIV. I ONLY		3- 4		186	1- 0	253	197	248	248	13	13
DIV. I NON-CONF.		3- 4		186	1- 0	253	197	248	248	13	13
-----											
TOTALS	RPI 1-25		RPI 26-50		W-L RECORDS	RPI 51-100		RPI 101-150		RPI 150+	
3- 4	0- 0		0- 0		OVERALL	0- 1		0- 2		3- 1	
1- 1	0- 0		0- 0		HOME	0- 0		0- 0		1- 1	
1- 1	0- 0		0- 0		AWAY	0- 1		0- 0		1- 0	
1- 2	0- 0		0- 0		NEUTRAL	0- 0		0- 2		1- 0	
3- 4	0- 0		0- 0		NON-CONFERENCE	0- 1		0- 2		3- 1	
1- 1	0- 0		0- 0		HOME	0- 0		0- 0		1- 1	
1- 1	0- 0		0- 0		AWAY	0- 1		0- 0		1- 0	
1- 2	0- 0		0- 0		NEUTRAL	0- 0		0- 2		1- 0	
0- 0	0- 0		0- 0		CONFERENCE	0- 0		0- 0		0- 0	
0- 0	0- 0		0- 0		HOME	0- 0		0- 0		0- 0	
0- 0	0- 0		0- 0		AWAY	0- 0		0- 0		0- 0	
0- 0	0- 0		0- 0		NEUTRAL	0- 0		0- 0		0- 0	

H  
o  
f  
s  
t  
r  
a

RPI 1-25				RPI 26-50				RPI 51-100				RPI 101+ Team's RPI: 248					
RPI	S	Opponent	Score	RPI	S	Opponent	Score	RPI	S	Opponent	Score	RPI	S	Opponent	Score		
								67	A	Stony Brook	49	77	134	N	Wright St.	64	93
													137	N	Marist	57	71
													250	H	Iona	74	49
													269	A	St. Bonaventure	67	59
													289	N	Stetson	53	50
													290	H	Col umbi a	63	65
LAST 12 Division I GAMES:																	
				137	N	Marist	57	71	289	N	Stetson	53	50				
				134	N	Wright St.	64	93									
				269	A	St. Bonaventure	67	59									
				67	A	Stony Brook	49	77									
				290	H	Col umbi a	63	65									
				250	H	Iona	74	49									

Non-Div I Games:

Hofstra



Average RPI	Win: 238	WON-LOST	WINNING	LAST 10	STRENGTH OF	OPP. STRENGTH	TEAM	ADJ.	CONF.	ADJ CONF.
Average RPI	Loss: 128	RECORD	PCT. RANK	GAMES	SCHEDULE	OF SCHEDULE	RPI	RPI	RPI	RPI
DIV. I ONLY	3- 2	126	1- 0	127	226	142	142	21	21	
DIV. I NON-CONF.	3- 2	126	1- 0	127	226	142	142	21	21	
-----										
TOTALS	RPI 1-25	RPI 26-50	W-L RECORDS	RPI 51-100	RPI 101-150	RPI 150+				
3- 2	0- 0	0- 1	OVERALL	0- 0	1- 0	2- 1				
2- 1	0- 0	0- 0	HOME	0- 0	1- 0	1- 1				
1- 1	0- 0	0- 1	AWAY	0- 0	0- 0	1- 0				
0- 0	0- 0	0- 0	NEUTRAL	0- 0	0- 0	0- 0				
3- 2	0- 0	0- 1	NON-CONFERENCE	0- 0	1- 0	2- 1				
2- 1	0- 0	0- 0	HOME	0- 0	1- 0	1- 1				
1- 1	0- 0	0- 1	AWAY	0- 0	0- 0	1- 0				
0- 0	0- 0	0- 0	NEUTRAL	0- 0	0- 0	0- 0				
0- 0	0- 0	0- 0	CONFERENCE	0- 0	0- 0	0- 0				
0- 0	0- 0	0- 0	HOME	0- 0	0- 0	0- 0				
0- 0	0- 0	0- 0	AWAY	0- 0	0- 0	0- 0				
0- 0	0- 0	0- 0	NEUTRAL	0- 0	0- 0	0- 0				

RPI	S	Opponent	Score	RPI	S	Opponent	Score	RPI	S	Opponent	Score	RPI	S	Opponent	Score
				35	A	Boston Col lege	63 89					130	H	Rhode Island	73 65
												221	H	Brown	85 89
												271	H	Ri der	71 61
												314	A	Al bany (NY)	56 50
LAST 12 Division I GAMES:															
								314	A	Al bany (NY)	56 50				
								130	H	Rhode Island	73 65				
								221	H	Brown	85 89				
								35	A	Boston Col lege	63 89				
								271	H	Ri der	71 61				

Non-Div I Games:

Holy Cross



Houston				Through Games Of Nov. 26, 2018											
Average RPI Win:		245	WON-LOST RECORD	WINNING PCT. RANK	LAST 10 GAMES	STRENGTH OF SCHEDULE	OPP. STRENGTH OF SCHEDULE	TEAM RPI	ADJ. RPI	CONF. RPI	ADJ CONF. RPI				
Average RPI Loss:		68													
DIV. I ONLY			3- 4	186	0- 1	49	173	99	99	8	8				
DIV. I NON-CONF.			3- 4	186	0- 1	49	173	99	99	8	8				
-----															
TOTALS		RPI 1-25	RPI 26-50		W-L RECORDS		RPI 51-100	RPI 101-150	RPI 150+						
3- 4		0- 1	0- 1		OVERALL		0- 1	1- 0	2- 1						
1- 2		0- 0	0- 1		HOME		0- 1	1- 0	0- 0						
2- 2		0- 1	0- 0		AWAY		0- 0	0- 0	2- 1						
0- 0		0- 0	0- 0		NEUTRAL		0- 0	0- 0	0- 0						
3- 4		0- 1	0- 1		NON-CONFERENCE		0- 1	1- 0	2- 1						
1- 2		0- 0	0- 1		HOME		0- 1	1- 0	0- 0						
2- 2		0- 1	0- 0		AWAY		0- 0	0- 0	2- 1						
0- 0		0- 0	0- 0		NEUTRAL		0- 0	0- 0	0- 0						
0- 0		0- 0	0- 0		CONFERENCE		0- 0	0- 0	0- 0						
0- 0		0- 0	0- 0		HOME		0- 0	0- 0	0- 0						
0- 0		0- 0	0- 0		AWAY		0- 0	0- 0	0- 0						
0- 0		0- 0	0- 0		NEUTRAL		0- 0	0- 0	0- 0						
-----															
RPI 1-25				RPI 26-50				RPI 51-100		Team's RPI: 99		RPI 101+			
RPI	S	Opponent	Score	RPI	S	Opponent	Score	RPI	S	Opponent	Score	RPI	S	Opponent	Score
3	A	Cal i forni a	79 80	35	H	Boston Col lege	57 64	75	H	New Mexi co	84 89	114	H	Georgi a Tech	95 89
												158	A	Loui si ana Tech	88 100
												290	A	Col umbi a	83 72
												332	A	Incarnate Word	79 60
-----															
LAST 12 Division I GAMES:															
290 A Col umbi a 83 72				75 H New Mexi co 84 89											
35 H Boston Col lege 57 64															
332 A Incarnate Word 79 60															
158 A Loui si ana Tech 88 100															
114 H Georgi a Tech 95 89															
3 A Cal i forni a 79 80															

Non-Div I Games:

Houston



Average RPI Win: 0

Average RPI Loss: 170

WON-LOST  
RECORD

WINNING  
PCT. RANK

LAST 10  
GAMES

STRENGTH OF  
SCHEDULE

OPP. STRENGTH  
OF SCHEDULE

TEAM  
RPI

ADJ.  
RPI

CONF.  
RPI

ADJ CONF.  
RPI

DIV. I ONLY	0- 2	310	0- 1	14	336	198	198	23	23
DIV. I NON-CONF.	0- 2	310	0- 1	14	336	198	198	23	23
TOTALS	RPI 1-25	RPI 26-50	W-L RECORDS	RPI 51-100	RPI 101-150	RPI 150+			
0- 2	0- 0	0- 0	OVERALL	0- 0	0- 1	0- 1			
0- 0	0- 0	0- 0	HOME	0- 0	0- 0	0- 0			
0- 2	0- 0	0- 0	AWAY	0- 0	0- 1	0- 1			
0- 0	0- 0	0- 0	NEUTRAL	0- 0	0- 0	0- 0			
0- 2	0- 0	0- 0	NON-CONFERENCE	0- 0	0- 1	0- 1			
0- 0	0- 0	0- 0	HOME	0- 0	0- 0	0- 0			
0- 2	0- 0	0- 0	AWAY	0- 0	0- 1	0- 1			
0- 0	0- 0	0- 0	NEUTRAL	0- 0	0- 0	0- 0			
0- 0	0- 0	0- 0	CONFERENCE	0- 0	0- 0	0- 0			
0- 0	0- 0	0- 0	HOME	0- 0	0- 0	0- 0			
0- 0	0- 0	0- 0	AWAY	0- 0	0- 0	0- 0			
0- 0	0- 0	0- 0	NEUTRAL	0- 0	0- 0	0- 0			

RPI 1-25				RPI 26-50				RPI 51-100				RPI 101+ Team's RPI: 198			
RPI	S	Opponent	Score	RPI	S	Opponent	Score	RPI	S	Opponent	Score	RPI	S	Opponent	Score
												139	A	Wichita St.	50 68
												201	A	Texas Tech	76 82
</															



Average RPI	Win:	339	WON-LOST	WINNING	LAST 10	STRENGTH OF	OPP. STRENGTH	TEAM	ADJ.	CONF.	ADJ CONF.
Average RPI	Loss:	240	RECORD	PCT. RANK	GAMES	SCHEDULE	OF SCHEDULE	RPI	RPI	RPI	RPI
DIV. I ONLY		3- 2		126	1- 0	349	305	315	315	32	32
DIV. I NON-CONF.		3- 2		126	1- 0	349	305	315	315	32	32
-----											
TOTALS	RPI 1-25		RPI 26-50		W-L RECORDS	RPI 51-100		RPI 101-150		RPI 150+	
3- 2	0- 0		0- 0		OVERALL	0- 0		0- 0		3- 2	
1- 1	0- 0		0- 0		HOME	0- 0		0- 0		1- 1	
2- 1	0- 0		0- 0		AWAY	0- 0		0- 0		2- 1	
0- 0	0- 0		0- 0		NEUTRAL	0- 0		0- 0		0- 0	
3- 2	0- 0		0- 0		NON-CONFERENCE	0- 0		0- 0		3- 2	
1- 1	0- 0		0- 0		HOME	0- 0		0- 0		1- 1	
2- 1	0- 0		0- 0		AWAY	0- 0		0- 0		2- 1	
0- 0	0- 0		0- 0		NEUTRAL	0- 0		0- 0		0- 0	
0- 0	0- 0		0- 0		CONFERENCE	0- 0		0- 0		0- 0	
0- 0	0- 0		0- 0		HOME	0- 0		0- 0		0- 0	
0- 0	0- 0		0- 0		AWAY	0- 0		0- 0		0- 0	
0- 0	0- 0		0- 0		NEUTRAL	0- 0		0- 0		0- 0	

Howard

Howard

RPI 1-25				RPI 26-50				RPI 51-100				RPI 101+ Team's RPI: 315			
RPI	S	Opponent	Score	RPI	S	Opponent	Score	RPI	S	Opponent	Score	RPI	S	Opponent	Score
												237	A	William & Mary	75 88
												243	H	Siena	81 86
												336	H	NJIT	77 57
												339	A	La Salle	57 54
												342	A	Fairleigh Dickinson	79 58
-----															
LAST 12 Division I GAMES:															
339	A	La Salle	57 54	342	A	Fairleigh Dickinson	79 58	243	H	Siena	81 86	237	A	William & Mary	75 88
								336	H	NJIT	77 57				

Non-Div I Games:

Howard



Average RPI	Win:	156	WON-LOST	WINNING	LAST 10	STRENGTH OF	OPP. STRENGTH	TEAM	ADJ.	CONF.	ADJ CONF.
Average RPI	Loss:	109	RECORD	PCT. RANK	GAMES	SCHEDULE	OF SCHEDULE	RPI	RPI	RPI	RPI
DIV. I ONLY		4- 1		56	1- 0	47	98	15	15	12	12
DIV. I NON-CONF.		4- 1		56	1- 0	47	98	15	15	12	12
-----											
TOTALS	RPI 1-25		RPI 26-50		W-L RECORDS	RPI 51-100		RPI 101-150		RPI 150+	
4- 1	0- 0		0- 0		OVERALL	1- 0		1- 1		2- 0	
1- 0	0- 0		0- 0		HOME	1- 0		0- 0		0- 0	
2- 1	0- 0		0- 0		AWAY	0- 0		0- 1		2- 0	
1- 0	0- 0		0- 0		NEUTRAL	0- 0		1- 0		0- 0	
4- 1	0- 0		0- 0		NON-CONFERENCE	1- 0		1- 1		2- 0	
1- 0	0- 0		0- 0		HOME	1- 0		0- 0		0- 0	
2- 1	0- 0		0- 0		AWAY	0- 0		0- 1		2- 0	
1- 0	0- 0		0- 0		NEUTRAL	0- 0		1- 0		0- 0	
0- 0	0- 0		0- 0		CONFERENCE	0- 0		0- 0		0- 0	
0- 0	0- 0		0- 0		HOME	0- 0		0- 0		0- 0	
0- 0	0- 0		0- 0		AWAY	0- 0		0- 0		0- 0	
0- 0	0- 0		0- 0		NEUTRAL	0- 0		0- 0		0- 0	

RPI 1-25				Team's RPI: 15				RPI 26-50				RPI 51-100				RPI 101+			
RPI	S	Opponent	Score	RPI	S	Opponent	Score	RPI	S	Opponent	Score	RPI	S	Opponent	Score	RPI	S	Opponent	Score
								96	H	UT Martin	73 72					109	A	Wisconsin	64 65
																110	N	VCU	63 61
																155	A	Ole Miss	66 58
																261	A	UTSA	58 50
LAST 12 Division I GAMES:																			

Non-Div I Games: Purdue Northwest 101 40



Average RPI Win:	199	WON-LOST	WINNING	LAST 10	STRENGTH OF	OPP. STRENGTH	TEAM	ADJ.	CONF.	ADJ CONF.
Average RPI Loss:	121	RECORD	PCT. RANK	GAMES	SCHEDULE	OF SCHEDULE	RPI	RPI	RPI	RPI
DIV. I ONLY	2- 3	192	0- 1	77	156	117	117	9	9	
DIV. I NON-CONF.	2- 3	192	0- 1	77	156	117	117	9	9	
-----										
TOTALS	RPI 1-25	RPI 26-50	W-L RECORDS	RPI 51-100	RPI 101-150	RPI 150+				
2- 3	0- 0	0- 2	OVERALL	0- 0	0- 0	2- 1				
1- 0	0- 0	0- 0	HOME	0- 0	0- 0	1- 0				
1- 2	0- 0	0- 1	AWAY	0- 0	0- 0	1- 1				
0- 1	0- 0	0- 1	NEUTRAL	0- 0	0- 0	0- 0				
2- 3	0- 0	0- 2	NON-CONFERENCE	0- 0	0- 0	2- 1				
1- 0	0- 0	0- 0	HOME	0- 0	0- 0	1- 0				
1- 2	0- 0	0- 1	AWAY	0- 0	0- 0	1- 1				
0- 1	0- 0	0- 1	NEUTRAL	0- 0	0- 0	0- 0				
0- 0	0- 0	0- 0	CONFERENCE	0- 0	0- 0	0- 0				
0- 0	0- 0	0- 0	HOME	0- 0	0- 0	0- 0				
0- 0	0- 0	0- 0	AWAY	0- 0	0- 0	0- 0				
0- 0	0- 0	0- 0	NEUTRAL	0- 0	0- 0	0- 0				

RPI	S	Opponent	Score	RPI	S	Opponent	Score	RPI	S	Opponent	Score	RPI	S	Opponent	Score
28	A	Stanford	71 115	41	N	Boise St.	85 91	197	H	CSUN	88 73	201	A	Texas Tech	88 77
								294	A	Long Beach St.	63 70				
LAST 12 Division I GAMES:															
								294	A	Long Beach St.	63 70				
								41	N	Boise St.	85 91				
								201	A	Texas Tech	88 77				
								28	A	Stanford	71 115				
								197	H	CSUN	88 73				

Non-Div I Games:

Idaho



Average RPI Win: 254		WON-LOST	WINNING	LAST 10	STRENGTH OF		OPP. STRENGTH	TEAM	ADJ.	CONF.	ADJ CONF.
Average RPI Loss: 94		RECORD	PCT. RANK	GAMES	SCHEDULE		OF SCHEDULE	RPI	RPI	RPI	RPI
DIV. I ONLY		2- 4	214	0- 1	62		255	125	125	9	9
DIV. I NON-CONF.		2- 4	214	0- 1	62		255	125	125	9	9
-----											
TOTALS		RPI 1-25	RPI 26-50		W-L RECORDS		RPI 51-100	RPI 101-150	RPI 150+		
2- 4	0- 0	0- 0		OVERALL		0- 2	0- 2		2- 0		
0- 0	0- 0	0- 0		HOME		0- 0	0- 0		0- 0		
1- 3	0- 0	0- 0		AWAY		0- 2	0- 1		1- 0		
1- 1	0- 0	0- 0		NEUTRAL		0- 0	0- 1		1- 0		
2- 4	0- 0	0- 0		NON-CONFERENCE		0- 2	0- 2		2- 0		
0- 0	0- 0	0- 0		HOME		0- 0	0- 0		0- 0		
1- 3	0- 0	0- 0		AWAY		0- 2	0- 1		1- 0		
1- 1	0- 0	0- 0		NEUTRAL		0- 0	0- 1		1- 0		
0- 0	0- 0	0- 0		CONFERENCE		0- 0	0- 0		0- 0		
0- 0	0- 0	0- 0		HOME		0- 0	0- 0		0- 0		
0- 0	0- 0	0- 0		AWAY		0- 0	0- 0		0- 0		
0- 0	0- 0	0- 0		NEUTRAL		0- 0	0- 0		0- 0		

RPI 1-25				RPI 26-50				RPI 51-100				RPI 101+ Team' s RPI : 125					
RPI	S	Opponent	Score	RPI	S	Opponent	Score	RPI	S	Opponent	Score	RPI	S	Opponent	Score		
								72	A	Gonzaga	51	70	106	A	Ari zona	46	71
								85	A	Utah	60	74	114	N	Georgi a Tech	51	74
													216	N	Kennesaw St.	60	49
													291	A	Cal i forni a Bapti st	72	57
-----																	
LAST 12 Division I GAMES:																	
				216	N	Kennesaw St.	60	49					114	N	Georgi a Tech	51	74
				85	A	Utah	60	74									
				72	A	Gonzaga	51	70									
				106	A	Ari zona	46	71									
				291	A	Cal i forni a Bapti st	72	57									

Non-Div I Games:

Idaho St.



Average RPI Win:	284	WON-LOST	WINNING	LAST 10	STRENGTH OF	OPP. STRENGTH	TEAM	ADJ.	CONF.	ADJ CONF.
Average RPI Loss:	58	RECORD	PCT. RANK	GAMES	SCHEDULE	OF SCHEDULE	RPI	RPI	RPI	RPI
DIV. I ONLY	4- 1	56	0- 1	334	101	212	212	6	6	
DIV. I NON-CONF.	4- 1	56	0- 1	334	101	212	212	6	6	
-----										
TOTALS	RPI 1-25	RPI 26-50	W-L RECORDS	RPI 51-100	RPI 101-150	RPI 150+				
4- 1	0- 0	0- 0	OVERALL	0- 1	0- 0	4- 0				
3- 0	0- 0	0- 0	HOME	0- 0	0- 0	3- 0				
1- 0	0- 0	0- 0	AWAY	0- 0	0- 0	1- 0				
0- 1	0- 0	0- 0	NEUTRAL	0- 1	0- 0	0- 0				
4- 1	0- 0	0- 0	NON-CONFERENCE	0- 1	0- 0	4- 0				
3- 0	0- 0	0- 0	HOME	0- 0	0- 0	3- 0				
1- 0	0- 0	0- 0	AWAY	0- 0	0- 0	1- 0				
0- 1	0- 0	0- 0	NEUTRAL	0- 1	0- 0	0- 0				
0- 0	0- 0	0- 0	CONFERENCE	0- 0	0- 0	0- 0				
0- 0	0- 0	0- 0	HOME	0- 0	0- 0	0- 0				
0- 0	0- 0	0- 0	AWAY	0- 0	0- 0	0- 0				
0- 0	0- 0	0- 0	NEUTRAL	0- 0	0- 0	0- 0				

RPI 1-25				RPI 26-50				RPI 51-100				RPI 101+				Team's RPI: 212
RPI	S	Opponent	Score	RPI	S	Opponent	Score	RPI	S	Opponent	Score	RPI	S	Opponent	Score	
								58	N	Sacramento St.	107 109	241	A	Cal Poly	74 51	
												290	H	Col umbi a	76 69	
												299	H	Al abama A&M	88 60	
												304	H	Val parai so	73 54	
-----																
LAST 12 Division I GAMES:																
								58	N	Sacramento St.	107 109	241	A	Cal Poly	74 51	
												290	H	Col umbi a	76 69	
												304	H	Val parai so	73 54	
												299	H	Al abama A&M	88 60	

Non-Div I Games:



Average RPI	Win: 226	WON-LOST RECORD	WINNING PCT. RANK	LAST 10 GAMES	STRENGTH OF SCHEDULE	OPP. STRENGTH OF SCHEDULE	TEAM RPI	ADJ. RPI	CONF. RPI	ADJ CONF. RPI
Average RPI	Loss: 168									
DIV. I ONLY	1- 4	271	0- 1	162	277	280	280	15	15	
DIV. I NON-CONF.	1- 4	271	0- 1	162	277	280	280	15	15	
-----										
TOTALS	RPI 1-25	RPI 26-50	W-L RECORDS	RPI 51-100	RPI 101-150	RPI 150+				
1- 4	0- 0	0- 1	OVERALL	0- 0	0- 1	1- 2				
1- 0	0- 0	0- 0	HOME	0- 0	0- 0	1- 0				
0- 4	0- 0	0- 1	AWAY	0- 0	0- 1	0- 2				
0- 0	0- 0	0- 0	NEUTRAL	0- 0	0- 0	0- 0				
1- 4	0- 0	0- 1	NON-CONFERENCE	0- 0	0- 1	1- 2				
1- 0	0- 0	0- 0	HOME	0- 0	0- 0	1- 0				
0- 4	0- 0	0- 1	AWAY	0- 0	0- 1	0- 2				
0- 0	0- 0	0- 0	NEUTRAL	0- 0	0- 0	0- 0				
0- 0	0- 0	0- 0	CONFERENCE	0- 0	0- 0	0- 0				
0- 0	0- 0	0- 0	HOME	0- 0	0- 0	0- 0				
0- 0	0- 0	0- 0	AWAY	0- 0	0- 0	0- 0				
0- 0	0- 0	0- 0	NEUTRAL	0- 0	0- 0	0- 0				

RPI 1-25				RPI 26-50				RPI 51-100				RPI 101+ Team's RPI: 280			
RPI	S	Opponent	Score	RPI	S	Opponent	Score	RPI	S	Opponent	Score	RPI	S	Opponent	Score
				26	A	Butler	56 58					149	A	Eastern Mi ch.	41 50
												169	A	SIUE	61 68
												226	H	North Dakota	67 55
												326	A	Cleveland St.	63 67
LAST 12 Division I GAMES:															
				149	A	Eastern Mi ch.	41 50	26	A	Butler	56 58				
				226	H	North Dakota	67 55	326	A	Cleveland St.	63 67				
				169	A	SIUE	61 68								

Non-Div I Games:

Illinois St.



Average RPI	Win:	0	WON-LOST	WINNING	LAST 10	STRENGTH OF	OPP. STRENGTH	TEAM	ADJ.	CONF.	ADJ CONF.
Average RPI	Loss:	171	RECORD	PCT. RANK	GAMES	SCHEDULE	OF SCHEDULE	RPI	RPI	RPI	RPI
DIV. I ONLY		0- 6		310	0- 1	262	169	332	332	23	23
DIV. I NON-CONF.		0- 6		310	0- 1	262	169	332	332	23	23
-----											
TOTALS	RPI 1-25		RPI 26-50		W-L RECORDS	RPI 51-100		RPI 101-150		RPI 150+	
0- 6	0- 0		0- 0		OVERALL	0- 3		0- 0		0- 3	
0- 2	0- 0		0- 0		HOME	0- 1		0- 0		0- 1	
0- 4	0- 0		0- 0		AWAY	0- 2		0- 0		0- 2	
0- 0	0- 0		0- 0		NEUTRAL	0- 0		0- 0		0- 0	
0- 6	0- 0		0- 0		NON-CONFERENCE	0- 3		0- 0		0- 3	
0- 2	0- 0		0- 0		HOME	0- 1		0- 0		0- 1	
0- 4	0- 0		0- 0		AWAY	0- 2		0- 0		0- 2	
0- 0	0- 0		0- 0		NEUTRAL	0- 0		0- 0		0- 0	
0- 0	0- 0		0- 0		CONFERENCE	0- 0		0- 0		0- 0	
0- 0	0- 0		0- 0		HOME	0- 0		0- 0		0- 0	
0- 0	0- 0		0- 0		AWAY	0- 0		0- 0		0- 0	
0- 0	0- 0		0- 0		NEUTRAL	0- 0		0- 0		0- 0	

RPI 1-25				RPI 26-50				RPI 51-100				RPI 101+ Team's RPI: 332			
RPI	S	Opponent	Score	RPI	S	Opponent	Score	RPI	S	Opponent	Score	RPI	S	Opponent	Score
								61	A	Arizona St.	43 81	213	A	San Diego St.	38 81
								92	A	South Dakota	43 96	273	A	Grand Canyon	63 74
								99	H	Houston	60 79	287	H	Weber St.	64 72



Average RPI Win: 158

Average RPI Loss: 0

WON-LOST  
RECORDWINNING  
PCT. RANKLAST 10  
GAMESSTRENGTH OF  
SCHEDULEOPP. STRENGTH  
OF SCHEDULETEAM  
RPIADJ.  
RPICONF.  
RPIADJ CONF.  
RPIDIV. I ONLY  
DIV. I NON-CONF.5- 0  
5- 01  
11- 0  
1- 0293  
2937  
752  
5252  
526  
66  
6

TOTALS

RPI 1-25

RPI 26-50

W-L RECORDS

RPI 51-100

RPI 101-150

RPI 150+

5- 0 1- 0  
4- 0 1- 0  
1- 0 0- 0  
0- 0 0- 00- 0  
0- 0  
0- 0  
0- 0OVERALL  
HOME  
AWAY  
NEUTRAL0- 0  
0- 0  
0- 0  
0- 00- 0  
0- 0  
0- 0  
0- 04- 0  
3- 0  
1- 0  
0- 05- 0 1- 0  
4- 0 1- 0  
1- 0 0- 0  
0- 0 0- 00- 0  
0- 0  
0- 0  
0- 0NON-CONFERENCE  
HOME  
AWAY  
NEUTRAL0- 0  
0- 0  
0- 0  
0- 00- 0  
0- 0  
0- 0  
0- 04- 0  
3- 0  
1- 0  
0- 00- 0 0- 0  
0- 0 0- 0  
0- 0 0- 0  
0- 0 0- 00- 0  
0- 0  
0- 0  
0- 0CONFERENCE  
HOME  
AWAY  
NEUTRAL0- 0  
0- 0  
0- 0  
0- 00- 0  
0- 0  
0- 0  
0- 00- 0  
0- 0  
0- 0  
0- 0

RPI 1-25

RPI 26-50

RPI 51-100 Team's RPI: 52

RPI 101+

RPI S Opponent Score  
22 H Northern Ill. 91 73

RPI S Opponent Score

RPI S Opponent Score

RPI S Opponent Score  
151 H Milwaukee 68 66  
189 H North Florida 75 52  
196 H Florida 83 64  
231 A Oakland 59 32

LAST 12 Division I GAMES:

231 A Oakland 59 32  
151 H Milwaukee 68 6622 H Northern Ill. 91 73  
196 H Florida 83 64  
189 H North Florida 75 52

Non-Div I Games:

Indiana



Average RPI	Win:	272	WON-LOST	WINNING	LAST 10	STRENGTH OF	OPP. STRENGTH	TEAM	ADJ.	CONF.	ADJ CONF.
Average RPI	Loss:	93	RECORD	PCT. RANK	GAMES	SCHEDULE	OF SCHEDULE	RPI	RPI	RPI	RPI
DIV. I ONLY		3- 1		86	0- 1	194	251	116	116	15	15
DIV. I NON-CONF.		3- 1		86	0- 1	194	251	116	116	15	15
-----											
TOTALS	RPI 1-25		RPI 26-50		W-L RECORDS	RPI 51-100		RPI 101-150		RPI 150+	
3- 1	0- 0		0- 0		OVERALL	0- 1		0- 0		3- 0	
0- 0	0- 0		0- 0		HOME	0- 0		0- 0		0- 0	
3- 0	0- 0		0- 0		AWAY	0- 0		0- 0		3- 0	
0- 1	0- 0		0- 0		NEUTRAL	0- 1		0- 0		0- 0	
3- 1	0- 0		0- 0		NON-CONFERENCE	0- 1		0- 0		3- 0	
0- 0	0- 0		0- 0		HOME	0- 0		0- 0		0- 0	
3- 0	0- 0		0- 0		AWAY	0- 0		0- 0		3- 0	
0- 1	0- 0		0- 0		NEUTRAL	0- 1		0- 0		0- 0	
0- 0	0- 0		0- 0		CONFERENCE	0- 0		0- 0		0- 0	
0- 0	0- 0		0- 0		HOME	0- 0		0- 0		0- 0	
0- 0	0- 0		0- 0		AWAY	0- 0		0- 0		0- 0	
0- 0	0- 0		0- 0		NEUTRAL	0- 0		0- 0		0- 0	

RPI 1-25				RPI 26-50				RPI 51-100				RPI 101+ Team's RPI: 116			
RPI	S	Opponent	Score	RPI	S	Opponent	Score	RPI	S	Opponent	Score	RPI	S	Opponent	Score
								93	N	UC Irvine	61 77	229	A	Saint Louis	60 56
												273	A	Grand Canyon	88 81
												313	A	Marshall	62 53
LAST 12 Division I GAMES:															
				93	N	UC Irvine	61 77								
				273	A	Grand Canyon	88 81								
				229	A	Saint Louis	60 56								
				313	A	Marshall	62 53								

Non-Div I Games:

Indiana St.



Average RPI Win: 223		WON-LOST RECORD	WINNING PCT. RANK	LAST 10 GAMES	STRENGTH OF SCHEDULE	OPP. STRENGTH OF SCHEDULE	TEAM RPI	ADJ. RPI	CONF. RPI	ADJ CONF. RPI
Average RPI Loss: 140										
DIV. I ONLY		1- 4	271	0- 1	111	223	250	250	29	29
DIV. I NON-CONF.		1- 4	271	0- 1	111	223	250	250	29	29
-----										
TOTALS		RPI 1-25	RPI 26-50		W-L RECORDS		RPI 51-100	RPI 101-150	RPI 150+	
1- 4		0- 0	0- 1		OVERALL		0- 1	0- 0	1- 2	
1- 1		0- 0	0- 1		HOME		0- 0	0- 0	1- 0	
0- 3		0- 0	0- 0		AWAY		0- 1	0- 0	0- 2	
0- 0		0- 0	0- 0		NEUTRAL		0- 0	0- 0	0- 0	
1- 4		0- 0	0- 1		NON-CONFERENCE		0- 1	0- 0	1- 2	
1- 1		0- 0	0- 1		HOME		0- 0	0- 0	1- 0	
0- 3		0- 0	0- 0		AWAY		0- 1	0- 0	0- 2	
0- 0		0- 0	0- 0		NEUTRAL		0- 0	0- 0	0- 0	
0- 0		0- 0	0- 0		CONFERENCE		0- 0	0- 0	0- 0	
0- 0		0- 0	0- 0		HOME		0- 0	0- 0	0- 0	
0- 0		0- 0	0- 0		AWAY		0- 0	0- 0	0- 0	
0- 0		0- 0	0- 0		NEUTRAL		0- 0	0- 0	0- 0	

RPI 1-25				RPI 26-50				RPI 51-100				RPI 101+ Team's RPI: 250			
RPI	S	Opponent	Score	RPI	S	Opponent	Score	RPI	S	Opponent	Score	RPI	S	Opponent	Score
				38	H	St. John's (NY)	35 61	87	A	Kansas	44 75	188	A	Toledo	38 84
												223	H	George Washington	52 43
												248	A	Hofstra	49 74
LAST 12 Division I GAMES:															
								87	A	Kansas	44 75				
								223	H	George Washington	52 43				
								188	A	Toledo	38 84				
								38	H	St. John's (NY)	35 61				
								248	A	Hofstra	49 74				

Non-Div I Games:

Iona



I  
o  
w  
a

I  
o  
w  
a

Iowa



Average RPI Win: 100  
Average RPI Loss: 0

WON-LOST  
RECORD

WINNING  
PCT. RANK

LAST 10  
GAMES

STRENGTH OF  
SCHEDULE

OPP. STRENGTH  
OF SCHEDULE

TEAM  
RPI

ADJ.  
RPI

CONF.  
RPI

ADJ CONF.  
RPI

DIV. I ONLY  
DIV. I NON-CONF.

5- 0  
5- 0

1  
1

3- 0  
3- 0

16  
16

28  
28

2  
2

2  
2

5  
5

5  
5

TOTALS

RPI 1-25

RPI 26-50

W-L RECORDS

RPI 51-100

RPI 101-150

RPI 150+

5- 0  
4- 0  
0- 0  
1- 0

3- 0  
3- 0  
0- 0  
0- 0

0- 0  
0- 0  
0- 0  
0- 0

OVERALL  
HOME  
AWAY  
NEUTRAL

0- 0  
0- 0  
0- 0  
0- 0

1- 0  
0- 0  
0- 0  
1- 0

1- 0  
1- 0  
0- 0  
0- 0

5- 0  
4- 0  
0- 0  
1- 0

3- 0  
3- 0  
0- 0  
0- 0

0- 0  
0- 0  
0- 0  
0- 0

NON-CONFERENCE  
HOME  
AWAY  
NEUTRAL

0- 0  
0- 0  
0- 0  
0- 0

1- 0  
0- 0  
0- 0  
1- 0

1- 0  
1- 0  
0- 0  
0- 0

0- 0  
0- 0  
0- 0  
0- 0

0- 0  
0- 0  
0- 0  
0- 0

0- 0  
0- 0  
0- 0  
0- 0

CONFERENCE  
HOME  
AWAY  
NEUTRAL

0- 0  
0- 0  
0- 0  
0- 0

0- 0  
0- 0  
0- 0  
0- 0

0- 0  
0- 0  
0- 0  
0- 0

RPI 1-25 Team's RPI: 2

RPI 26-50

RPI 51-100

RPI 101+

RPI S Opponent Score  
13 H Miami (FL) 75 52  
17 H Auburn 67 64  
22 H Northern Ill. 70 60

RPI S Opponent Score

RPI S Opponent Score

RPI S Opponent Score  
149 N Eastern Mi ch. 85 59  
298 H Niagara 95 35

LAST 12 Division I GAMES:

22 H Northern Ill. 70 60  
17 H Auburn 67 64

13 H Miami (FL) 75 52  
149 N Eastern Mi ch. 85 59  
298 H Niagara 95 35

Iowa St.

Iowa St.

Non-Div I Games:

Iowa St.



Average RPI	Win: 335	WON-LOST	WINNING	LAST 10	STRENGTH OF	OPP. STRENGTH	TEAM	ADJ.	CONF.	ADJ CONF.
Average RPI	Loss: 207	RECORD	PCT. RANK	GAMES	SCHEDULE	OF SCHEDULE	RPI	RPI	RPI	RPI
DIV. I ONLY	1- 4	271	0- 1	261	316	320	320	27	27	
DIV. I NON-CONF.	1- 4	271	0- 1	261	316	320	320	27	27	
-----										
TOTALS	RPI 1-25	RPI 26-50	W-L RECORDS	RPI 51-100	RPI 101-150	RPI 150+				
1- 4	0- 0	0- 0	OVERALL	0- 1	0- 0	1- 3				
1- 0	0- 0	0- 0	HOME	0- 0	0- 0	1- 0				
0- 4	0- 0	0- 0	AWAY	0- 1	0- 0	0- 3				
0- 0	0- 0	0- 0	NEUTRAL	0- 0	0- 0	0- 0				
1- 4	0- 0	0- 0	NON-CONFERENCE	0- 1	0- 0	1- 3				
1- 0	0- 0	0- 0	HOME	0- 0	0- 0	1- 0				
0- 4	0- 0	0- 0	AWAY	0- 1	0- 0	0- 3				
0- 0	0- 0	0- 0	NEUTRAL	0- 0	0- 0	0- 0				
0- 0	0- 0	0- 0	CONFERENCE	0- 0	0- 0	0- 0				
0- 0	0- 0	0- 0	HOME	0- 0	0- 0	0- 0				
0- 0	0- 0	0- 0	AWAY	0- 0	0- 0	0- 0				
0- 0	0- 0	0- 0	NEUTRAL	0- 0	0- 0	0- 0				

RPI 1-25				RPI 26-50				RPI 51-100				RPI 101+				Team's RPI: 320
RPI	S	Opponent	Score	RPI	S	Opponent	Score	RPI	S	Opponent	Score	RPI	S	Opponent	Score	
								98	A	Mississippi St.	38 105	193	A	UT Arlington	63 99	
												251	A	Memphis	67 68	
												286	A	Louisiana	61 68	
												335	H	Central Ark.	65 56	
LAST 12 Division I GAMES:																
193	A	UT Arlington	63 99	98	A	Mississippi St.	38 105	286	A	Louisiana	61 68					
251	A	Memphis	67 68					335	H	Central Ark.	65 56					

Non-Div I Games:

Jackson St.



Average RPI		Win: 341	WON-LOST RECORD	WINNING PCT. RANK	LAST 10 GAMES	STRENGTH OF SCHEDULE	OPP. STRENGTH OF SCHEDULE	TEAM RPI	ADJ. RPI	CONF. RPI	ADJ CONF. RPI
Loss: 40											
DIV. I ONLY			2- 3	192	1- 0	192	203	178	178	26	26
DIV. I NON-CONF.			2- 3	192	1- 0	192	203	178	178	26	26
TOTALS		RPI 1-25		RPI 26-50		W-L RECORDS	RPI 51-100	RPI 101-150		RPI 150+	
2- 3	0- 0			0- 2		OVERALL	0- 1	0- 0		2- 0	
0- 0	0- 0			0- 0		HOME	0- 0	0- 0		0- 0	
2- 2	0- 0			0- 1		AWAY	0- 1	0- 0		2- 0	
0- 1	0- 0			0- 1		NEUTRAL	0- 0	0- 0		0- 0	
2- 3	0- 0			0- 2		NON-CONFERENCE	0- 1	0- 0		2- 0	
0- 0	0- 0			0- 0		HOME	0- 0	0- 0		0- 0	
2- 2	0- 0			0- 1		AWAY	0- 1	0- 0		2- 0	
0- 1	0- 0			0- 1		NEUTRAL	0- 0	0- 0		0- 0	
0- 0	0- 0			0- 0		CONFERENCE	0- 0	0- 0		0- 0	
0- 0	0- 0			0- 0		HOME	0- 0	0- 0		0- 0	
0- 0	0- 0			0- 0		AWAY	0- 0	0- 0		0- 0	
0- 0	0- 0			0- 0		NEUTRAL	0- 0	0- 0		0- 0	

[illegible]

Non-Div I Games:	Webber Int'l	73	39
------------------	--------------	----	----

Jacksonville



Average RPI	Win: 317	WON-LOST	WINNING	LAST 10	STRENGTH OF	OPP. STRENGTH	TEAM	ADJ.	CONF.	ADJ CONF.
Average RPI	Loss: 213	RECORD	PCT. RANK	GAMES	SCHEDULE	OF SCHEDULE	RPI	RPI	RPI	RPI
DIV. I ONLY	2- 3	192	0- 1	289	342	282	282	14	14	
DIV. I NON-CONF.	2- 3	192	0- 1	289	342	282	282	14	14	
-----										
TOTALS	RPI 1-25	RPI 26-50	W-L RECORDS	RPI 51-100	RPI 101-150	RPI 150+				
2- 3	0- 0	0- 0	OVERALL	0- 0	0- 1	2- 2				
0- 0	0- 0	0- 0	HOME	0- 0	0- 0	0- 0				
2- 1	0- 0	0- 0	AWAY	0- 0	0- 0	2- 1				
0- 2	0- 0	0- 0	NEUTRAL	0- 0	0- 1	0- 1				
2- 3	0- 0	0- 0	NON-CONFERENCE	0- 0	0- 1	2- 2				
0- 0	0- 0	0- 0	HOME	0- 0	0- 0	0- 0				
2- 1	0- 0	0- 0	AWAY	0- 0	0- 0	2- 1				
0- 2	0- 0	0- 0	NEUTRAL	0- 0	0- 1	0- 1				
0- 0	0- 0	0- 0	CONFERENCE	0- 0	0- 0	0- 0				
0- 0	0- 0	0- 0	HOME	0- 0	0- 0	0- 0				
0- 0	0- 0	0- 0	AWAY	0- 0	0- 0	0- 0				
0- 0	0- 0	0- 0	NEUTRAL	0- 0	0- 0	0- 0				

RPI 1-25				RPI 26-50				RPI 51-100				RPI 101+				Team's RPI: 282
RPI	S	Opponent	Score	RPI	S	Opponent	Score	RPI	S	Opponent	Score	RPI	S	Opponent	Score	
												135	N	Harvard	62	69
												201	A	Texas Tech	58	71
												288	A	Lipscomb	58	46
												303	N	Washington St.	51	64
												345	A	Florida A&M	62	31
LAST 12 Division I GAMES:																
								303	N	Washington St.	51	64				
								135	N	Harvard	62	69				
								288	A	Lipscomb	58	46				
								201	A	Texas Tech	58	71				
								345	A	Florida A&M	62	31				

Non-Div I Games:

Jacksonville St.



Average RPI	Win:	264	WON-LOST	WINNING	LAST 10	STRENGTH OF	OPP. STRENGTH	TEAM	ADJ.	CONF.	ADJ CONF.
Average RPI	Loss:	78	RECORD	PCT. RANK	GAMES	SCHEDULE	OF SCHEDULE	RPI	RPI	RPI	RPI
DIV. I ONLY		4- 1		56	1- 0	317	130	172	172	13	13
DIV. I NON-CONF.		4- 1		56	1- 0	317	130	172	172	13	13
-----											
TOTALS	RPI 1-25		RPI 26-50		W-L RECORDS	RPI 51-100		RPI 101-150		RPI 150+	
4- 1	0- 0		0- 0		OVERALL	0- 1		0- 0		4- 0	
3- 0	0- 0		0- 0		HOME	0- 0		0- 0		3- 0	
1- 1	0- 0		0- 0		AWAY	0- 1		0- 0		1- 0	
0- 0	0- 0		0- 0		NEUTRAL	0- 0		0- 0		0- 0	
4- 1	0- 0		0- 0		NON-CONFERENCE	0- 1		0- 0		4- 0	
3- 0	0- 0		0- 0		HOME	0- 0		0- 0		3- 0	
1- 1	0- 0		0- 0		AWAY	0- 1		0- 0		1- 0	
0- 0	0- 0		0- 0		NEUTRAL	0- 0		0- 0		0- 0	
0- 0	0- 0		0- 0		CONFERENCE	0- 0		0- 0		0- 0	
0- 0	0- 0		0- 0		HOME	0- 0		0- 0		0- 0	
0- 0	0- 0		0- 0		AWAY	0- 0		0- 0		0- 0	
0- 0	0- 0		0- 0		NEUTRAL	0- 0		0- 0		0- 0	

RPI 1-25				RPI 26-50				RPI 51-100				RPI 101+ Team's RPI: 172			
RPI	S	Opponent	Score	RPI	S	Opponent	Score	RPI	S	Opponent	Score	RPI	S	Opponent	Score
								78	A	Hampton	65 72	195	H	Georgetown	69 57
												223	H	George Washington	50 37
												306	H	Winthrop	56 39
												330	A	Delaware St.	103 57
-----															
LAST 12 Division I GAMES:															
				306	H	Winthrop	56 39								
				78	A	Hampton	65 72								
				195	H	Georgetown	69 57								
				330	A	Delaware St.	103 57								
				223	H	George Washington	50 37								

Non-Div I Games:

James Madison



Average RPI	Win:	224	WON-LOST	WINNING	LAST 10	STRENGTH OF	OPP. STRENGTH	TEAM	ADJ.	CONF.	ADJ CONF.
Average RPI	Loss:	0	RECORD	PCT. RANK	GAMES	SCHEDULE	OF SCHEDULE	RPI	RPI	RPI	RPI
DIV. I ONLY		5- 0		1	1- 0	281	108	87	87	5	5
DIV. I NON-CONF.		5- 0		1	1- 0	281	108	87	87	5	5
-----											
TOTALS	RPI 1-25		RPI 26-50		W-L RECORDS	RPI 51-100		RPI 101-150		RPI 150+	
5- 0	0- 0		0- 0		OVERALL	0- 0		1- 0		4- 0	
5- 0	0- 0		0- 0		HOME	0- 0		1- 0		4- 0	
0- 0	0- 0		0- 0		AWAY	0- 0		0- 0		0- 0	
0- 0	0- 0		0- 0		NEUTRAL	0- 0		0- 0		0- 0	
5- 0	0- 0		0- 0		NON-CONFERENCE	0- 0		1- 0		4- 0	
5- 0	0- 0		0- 0		HOME	0- 0		1- 0		4- 0	
0- 0	0- 0		0- 0		AWAY	0- 0		0- 0		0- 0	
0- 0	0- 0		0- 0		NEUTRAL	0- 0		0- 0		0- 0	
0- 0	0- 0		0- 0		CONFERENCE	0- 0		0- 0		0- 0	
0- 0	0- 0		0- 0		HOME	0- 0		0- 0		0- 0	
0- 0	0- 0		0- 0		AWAY	0- 0		0- 0		0- 0	
0- 0	0- 0		0- 0		NEUTRAL	0- 0		0- 0		0- 0	

RPI 1-25	RPI 26-50	RPI 51-100	Team's RPI: 87	RPI 101+
RPI S Opponent Score	RPI S Opponent Score	RPI S Opponent Score		RPI S Opponent Score
				150 H George Mason 77 56
				164 H Oral Roberts 70 58
				250 H Iona 75 44
				255 H UMKC 67 55
				299 H Al abama A&M 65 54
-----				
LAST 12 Division I GAMES:				
250 H Iona 75 44	150 H George Mason 77 56	299 H Al abama A&M 65 54	164 H Oral Roberts 70 58	255 H UMKC 67 55

Non-Div I Games:

Kansas



Average RPI	Win:	268	WON-LOST	WINNING	LAST 10	STRENGTH OF	OPP. STRENGTH	TEAM	ADJ.	CONF.	ADJ CONF.
Average RPI	Loss:	37	RECORD	PCT. RANK	GAMES	SCHEDULE	OF SCHEDULE	RPI	RPI	RPI	RPI
DIV. I ONLY		4- 2		105	1- 0	262	69	191	191	5	5
DIV. I NON-CONF.		4- 2		105	1- 0	262	69	191	191	5	5
-----											
TOTALS	RPI 1-25		RPI 26-50		W-L RECORDS	RPI 51-100		RPI 101-150		RPI 150+	
4- 2	0- 1		0- 0		OVERALL	0- 1		0- 0		4- 0	
3- 0	0- 0		0- 0		HOME	0- 0		0- 0		3- 0	
0- 0	0- 0		0- 0		AWAY	0- 0		0- 0		0- 0	
1- 2	0- 1		0- 0		NEUTRAL	0- 1		0- 0		1- 0	
4- 2	0- 1		0- 0		NON-CONFERENCE	0- 1		0- 0		4- 0	
3- 0	0- 0		0- 0		HOME	0- 0		0- 0		3- 0	
0- 0	0- 0		0- 0		AWAY	0- 0		0- 0		0- 0	
1- 2	0- 1		0- 0		NEUTRAL	0- 1		0- 0		1- 0	
0- 0	0- 0		0- 0		CONFERENCE	0- 0		0- 0		0- 0	
0- 0	0- 0		0- 0		HOME	0- 0		0- 0		0- 0	
0- 0	0- 0		0- 0		AWAY	0- 0		0- 0		0- 0	
0- 0	0- 0		0- 0		NEUTRAL	0- 0		0- 0		0- 0	

RPI 1-25				RPI 26-50				RPI 51-100				RPI 101+ Team's RPI: 191			
RPI	S	Opponent	Score	RPI	S	Opponent	Score	RPI	S	Opponent	Score	RPI	S	Opponent	Score
8	N	Syracuse	61 70					66	N	DePaul	59 79	225	N	Princeton	80 61
												255	H	UMKC	61 50
												284	H	North Texas	60 42
												309	H	Omaha	61 46
-----															
LAST 12 Division I GAMES:															
8	N	Syracuse	61 70	225	N	Princeton	80 61	66	N	DePaul	59 79				
255	H	UMKC	61 50												
284	H	North Texas	60 42												
309	H	Omaha	61 46												

Non-Div I Games:

Kansas St.



Average RPI	Win:	238	WON-LOST	WINNING	LAST 10	STRENGTH OF	OPP. STRENGTH	TEAM	ADJ.	CONF.	ADJ CONF.
Average RPI	Loss:	129	RECORD	PCT. RANK	GAMES	SCHEDULE	OF SCHEDULE	RPI	RPI	RPI	RPI
DIV. I ONLY		1- 5		291	0- 1	48		291	216	216	26
DIV. I NON-CONF.		1- 5		291	0- 1	48		291	216	216	26
-----											
TOTALS	RPI 1-25		RPI 26-50		W-L RECORDS	RPI 51-100		RPI 101-150		RPI 150+	
1- 5	0- 0		0- 0		OVERALL	0- 2		0- 2		1- 1	
1- 0	0- 0		0- 0		HOME	0- 0		0- 0		1- 0	
0- 2	0- 0		0- 0		AWAY	0- 1		0- 1		0- 0	
0- 3	0- 0		0- 0		NEUTRAL	0- 1		0- 1		0- 1	
1- 5	0- 0		0- 0		NON-CONFERENCE	0- 2		0- 2		1- 1	
1- 0	0- 0		0- 0		HOME	0- 0		0- 0		1- 0	
0- 2	0- 0		0- 0		AWAY	0- 1		0- 1		0- 0	
0- 3	0- 0		0- 0		NEUTRAL	0- 1		0- 1		0- 1	
0- 0	0- 0		0- 0		CONFERENCE	0- 0		0- 0		0- 0	
0- 0	0- 0		0- 0		HOME	0- 0		0- 0		0- 0	
0- 0	0- 0		0- 0		AWAY	0- 0		0- 0		0- 0	
0- 0	0- 0		0- 0		NEUTRAL	0- 0		0- 0		0- 0	

RPI 1-25				RPI 26-50				RPI 51-100				RPI 101+ Team's RPI: 216					
RPI	S	Opponent	Score	RPI	S	Opponent	Score	RPI	S	Opponent	Score	RPI	S	Opponent	Score		
								80	N	Michigan St.	51	75	125	N	Idaho St.	49	60
								88	A	East Carolina	56	68	145	A	Seton Hall	80	102
													209	N	UMBC	53	57
													238	H	Furman	74	63
-----																	
LAST 12 Division I GAMES:																	
				80	N	Michigan St.	51	75	88	A	East Carolina	56	68				
				125	N	Idaho St.	49	60	238	H	Furman	74	63				
									209	N	UMBC	53	57				
									145	A	Seton Hall	80	102				

Non-Div I Games: Middle Ga. St. 80 70

Kennesaw St.



Average RPI	Win: 239	WON-LOST	WINNING	LAST 10	STRENGTH OF	OPP. STRENGTH	TEAM	ADJ.	CONF.	ADJ CONF.
Average RPI	Loss: 9	RECORD	PCT. RANK	GAMES	SCHEDULE	OF SCHEDULE	RPI	RPI	RPI	RPI
DIV. I ONLY	3- 2	126	1- 0	131	20	83	83	11	11	
DIV. I NON-CONF.	3- 2	126	1- 0	131	20	83	83	11	11	
-----										
TOTALS	RPI 1-25	RPI 26-50	W-L RECORDS	RPI 51-100	RPI 101-150	RPI 150+				
3- 2	0- 2	0- 0	OVERALL	0- 0	0- 0	3- 0				
3- 0	0- 0	0- 0	HOME	0- 0	0- 0	3- 0				
0- 2	0- 2	0- 0	AWAY	0- 0	0- 0	0- 0				
0- 0	0- 0	0- 0	NEUTRAL	0- 0	0- 0	0- 0				
3- 2	0- 2	0- 0	NON-CONFERENCE	0- 0	0- 0	3- 0				
3- 0	0- 0	0- 0	HOME	0- 0	0- 0	3- 0				
0- 2	0- 2	0- 0	AWAY	0- 0	0- 0	0- 0				
0- 0	0- 0	0- 0	NEUTRAL	0- 0	0- 0	0- 0				
0- 0	0- 0	0- 0	CONFERENCE	0- 0	0- 0	0- 0				
0- 0	0- 0	0- 0	HOME	0- 0	0- 0	0- 0				
0- 0	0- 0	0- 0	AWAY	0- 0	0- 0	0- 0				
0- 0	0- 0	0- 0	NEUTRAL	0- 0	0- 0	0- 0				

RPI 1-25				RPI 26-50				RPI 51-100				Team's RPI: 83				RPI 101+			
RPI	S	Opponent	Score	RPI	S	Opponent	Score	RPI	S	Opponent	Score	RPI	S	Opponent	Score	RPI	S	Opponent	Score
5	A	NC State	61 78									181	H	Youngstown St.	62 34				
12	A	North Carolina	60 73									231	H	Oakland	75 65				
												305	H	Northern Ky.	62 61				
LAST 12 Division I GAMES:																			
305	H	Northern Ky.	62 61	181	H	Youngstown St.	62 34												
5	A	NC State	61 78	231	H	Oakland	75 65												
12	A	North Carolina	60 73																

Non-Div I Games:

Kent St.



Average RPI Win: 127

Average RPI Loss: 0

WON-LOST  
RECORDWINNING  
PCT. RANKLAST 10  
GAMESSTRENGTH OF  
SCHEDULEOPP. STRENGTH  
OF SCHEDULETEAM  
RPIADJ.  
RPICONF.  
RPIADJ CONF.  
RPIDIV. I ONLY  
DIV. I NON-CONF.7- 0  
7- 01  
11- 0  
1- 0254  
2544  
433  
3333  
333  
33  
3

TOTALS

RPI 1-25

RPI 26-50

W-L RECORDS

RPI 51-100

RPI 101-150

RPI 150+

7- 0 1- 0

4- 0 0- 0

0- 0 0- 0

3- 0 1- 0

0- 0

0- 0

0- 0

0- 0

OVERALL

HOME

AWAY

NEUTRAL

3- 0

1- 0

0- 0

2- 0

1- 0

1- 0

0- 0

0- 0

2- 0

2- 0

0- 0

0- 0

7- 0 1- 0

4- 0 0- 0

0- 0 0- 0

3- 0 1- 0

0- 0

0- 0

0- 0

0- 0

NON-CONFERENCE

HOME

AWAY

NEUTRAL

3- 0

1- 0

0- 0

2- 0

1- 0

1- 0

0- 0

0- 0

2- 0

2- 0

0- 0

0- 0

0- 0 0- 0

0- 0 0- 0

0- 0 0- 0

0- 0 0- 0

0- 0

0- 0

0- 0

0- 0

CONFERENCE

HOME

AWAY

NEUTRAL

0- 0

0- 0

0- 0

0- 0

0- 0

0- 0

0- 0

0- 0

0- 0

0- 0

0- 0

0- 0

RPI 1-25

RPI	S	Opponent	Score
12	N	North Carolina	85 75

RPI 26-50

RPI	S	Opponent	Score
Team's RPI: 33			

RPI 51-100

RPI	S	Opponent	Score
55	N	UCLA	75 74
60	N	South Fla.	85 63
73	H	Southern U.	91 41

RPI 101+

RPI	S	Opponent	Score
148	H	Virginia	63 51
267	H	High Point	71 49
276	H	Alabama St.	87 35

LAST 12 Division I GAMES:

12	N	North Carolina	85	75	267	H	High Point	71	49
55	N	UCLA	75	74	148	H	Virginia	63	51
60	N	South Fla.	85	63	73	H	Southern U.	91	41
					276	H	Alabama St.	87	35

Non-Div I Games:

Kentucky



Average RPI	Win:	0	WON-LOST	WINNING	LAST 10	STRENGTH OF	OPP. STRENGTH	TEAM	ADJ.	CONF.	ADJ CONF.
Average RPI	Loss:	253	RECORD	PCT. RANK	GAMES	SCHEDULE	OF SCHEDULE	RPI	RPI	RPI	RPI
DIV. I ONLY		0- 6		310	0- 1	314	341	348	348	31	31
DIV. I NON-CONF.		0- 6		310	0- 1	314	341	348	348	31	31
-----											
TOTALS	RPI 1-25		RPI 26-50		W-L RECORDS	RPI 51-100		RPI 101-150		RPI 150+	
0- 6	0- 0		0- 0		OVERALL	0- 1		0- 0		0- 5	
0- 1	0- 0		0- 0		HOME	0- 0		0- 0		0- 1	
0- 4	0- 0		0- 0		AWAY	0- 0		0- 0		0- 4	
0- 1	0- 0		0- 0		NEUTRAL	0- 1		0- 0		0- 0	
0- 6	0- 0		0- 0		NON-CONFERENCE	0- 1		0- 0		0- 5	
0- 1	0- 0		0- 0		HOME	0- 0		0- 0		0- 1	
0- 4	0- 0		0- 0		AWAY	0- 0		0- 0		0- 4	
0- 1	0- 0		0- 0		NEUTRAL	0- 1		0- 0		0- 0	
0- 0	0- 0		0- 0		CONFERENCE	0- 0		0- 0		0- 0	
0- 0	0- 0		0- 0		HOME	0- 0		0- 0		0- 0	
0- 0	0- 0		0- 0		AWAY	0- 0		0- 0		0- 0	
0- 0	0- 0		0- 0		NEUTRAL	0- 0		0- 0		0- 0	

RPI 1-25				RPI 26-50				RPI 51-100				RPI 101+ Team's RPI: 348					
RPI	S	Opponent	Score	RPI	S	Opponent	Score	RPI	S	Opponent	Score	RPI	S	Opponent	Score		
								93	N	UC Irvine	71	84	227	A	Saint Peter's	59	86
													245	A	Fairfield	43	71
													273	A	Grand Canyon	62	65
													331	H	Army West Point	42	57
													346	A	Manhattan	46	61
LAST 12 Division I GAMES:																	
227	A	Saint Peter's	59	86	273	A	Grand Canyon	62	65	93	N	UC Irvine	71	84			
245	A	Fairfield	43	71													
331	H	Army West Point	42	57													
346	A	Manhattan	46	61													

Non-Div I Games:

LIU Brooklyn



Average RPI	Win:	64	WON-LOST	WINNING	LAST 10	STRENGTH OF	OPP. STRENGTH	TEAM	ADJ.	CONF.	ADJ CONF.
Average RPI	Loss:	32	RECORD	PCT. RANK	GAMES	SCHEDULE	OF SCHEDULE	RPI	RPI	RPI	RPI
DIV. I ONLY		4- 1		56	1- 0	38	11	16	16	3	3
DIV. I NON-CONF.		4- 1		56	1- 0	38	11	16	16	3	3
-----											
TOTALS	RPI 1-25		RPI 26-50		W-L RECORDS	RPI 51-100		RPI 101-150		RPI 150+	
4- 1	1- 0		0- 1		OVERALL	2- 0		1- 0		0- 0	
3- 1	1- 0		0- 1		HOME	1- 0		1- 0		0- 0	
1- 0	0- 0		0- 0		AWAY	1- 0		0- 0		0- 0	
0- 0	0- 0		0- 0		NEUTRAL	0- 0		0- 0		0- 0	
4- 1	1- 0		0- 1		NON-CONFERENCE	2- 0		1- 0		0- 0	
3- 1	1- 0		0- 1		HOME	1- 0		1- 0		0- 0	
1- 0	0- 0		0- 0		AWAY	1- 0		0- 0		0- 0	
0- 0	0- 0		0- 0		NEUTRAL	0- 0		0- 0		0- 0	
0- 0	0- 0		0- 0		CONFERENCE	0- 0		0- 0		0- 0	
0- 0	0- 0		0- 0		HOME	0- 0		0- 0		0- 0	
0- 0	0- 0		0- 0		AWAY	0- 0		0- 0		0- 0	
0- 0	0- 0		0- 0		NEUTRAL	0- 0		0- 0		0- 0	

RPI 1-25				RPI 26-50				RPI 51-100				RPI 101+			
RPI	S	Opponent	Score	RPI	S	Opponent	Score	RPI	S	Opponent	Score	RPI	S	Opponent	Score
10	H	Northern Colo.	62 57	32	H	Tulane	54 56	54	A	Florida St.	58 45	119	H	Little Rock	60 45
								71	H	Sam Houston St.	66 52				
LAST 12 Division I GAMES:															
119	H	Little Rock	60 45	32	H	Tulane	54 56	10	H	Northern Colo.	62 57				
54	A	Florida St.	58 45					71	H	Sam Houston St.	66 52				

Non-Div I Games:

LSU



Average RPI	Win:	0	WON-LOST	WINNING	LAST 10	STRENGTH OF	OPP. STRENGTH	TEAM	ADJ.	CONF.	ADJ CONF.
Average RPI	Loss:	206	RECORD	PCT. RANK	GAMES	SCHEDULE	OF SCHEDULE	RPI	RPI	RPI	RPI
DIV. I ONLY		0- 5		310	0- 1	266	293	339	339	20	20
DIV. I NON-CONF.		0- 5		310	0- 1	266	293	339	339	20	20
-----											
TOTALS	RPI 1-25		RPI 26-50		W-L RECORDS	RPI 51-100		RPI 101-150		RPI 150+	
0- 5	0- 0		0- 0		OVERALL	0- 1		0- 1		0- 3	
0- 1	0- 0		0- 0		HOME	0- 0		0- 0		0- 1	
0- 4	0- 0		0- 0		AWAY	0- 1		0- 1		0- 2	
0- 0	0- 0		0- 0		NEUTRAL	0- 0		0- 0		0- 0	
0- 5	0- 0		0- 0		NON-CONFERENCE	0- 1		0- 1		0- 3	
0- 1	0- 0		0- 0		HOME	0- 0		0- 0		0- 1	
0- 4	0- 0		0- 0		AWAY	0- 1		0- 1		0- 2	
0- 0	0- 0		0- 0		NEUTRAL	0- 0		0- 0		0- 0	
0- 0	0- 0		0- 0		CONFERENCE	0- 0		0- 0		0- 0	
0- 0	0- 0		0- 0		HOME	0- 0		0- 0		0- 0	
0- 0	0- 0		0- 0		AWAY	0- 0		0- 0		0- 0	
0- 0	0- 0		0- 0		NEUTRAL	0- 0		0- 0		0- 0	

RPI 1-25				RPI 26-50				RPI 51-100				RPI 101+ Team's RPI : 339					
RPI	S	Opponent	Score	RPI	S	Opponent	Score	RPI	S	Opponent	Score	RPI	S	Opponent	Score		
								100	A	Villanova	68	81	135	A	Harvard	43	88
												163	A	Towson	68	92	
												315	H	Howard	54	57	
												316	A	Robert Morris	39	67	
LAST 12 Division I GAMES:																	
				316	A	Robert Morris	39	67	100	A	Villanova	68	81				
				315	H	Howard	54	57	163	A	Towson	68	92				
									135	A	Harvard	43	88				

Non-Div I Games:

La Salle



Average RPI	Win:	338	WON-LOST	WINNING	LAST 10	STRENGTH OF	OPP. STRENGTH	TEAM	ADJ.	CONF.	ADJ CONF.
Average RPI	Loss:	173	RECORD	PCT. RANK	GAMES	SCHEDULE	OF SCHEDULE	RPI	RPI	RPI	RPI
DIV. I ONLY		2- 2		153	1- 0	324	264	262	262	17	17
DIV. I NON-CONF.		2- 2		153	1- 0	324	264	262	262	17	17
-----											
TOTALS	RPI 1-25		RPI 26-50		W-L RECORDS	RPI 51-100		RPI 101-150		RPI 150+	
2- 2	0- 0		0- 0		OVERALL	0- 0		0- 1		2- 1	
1- 0	0- 0		0- 0		HOME	0- 0		0- 0		1- 0	
1- 2	0- 0		0- 0		AWAY	0- 0		0- 1		1- 1	
0- 0	0- 0		0- 0		NEUTRAL	0- 0		0- 0		0- 0	
2- 2	0- 0		0- 0		NON-CONFERENCE	0- 0		0- 1		2- 1	
1- 0	0- 0		0- 0		HOME	0- 0		0- 0		1- 0	
1- 2	0- 0		0- 0		AWAY	0- 0		0- 1		1- 1	
0- 0	0- 0		0- 0		NEUTRAL	0- 0		0- 0		0- 0	
0- 0	0- 0		0- 0		CONFERENCE	0- 0		0- 0		0- 0	
0- 0	0- 0		0- 0		HOME	0- 0		0- 0		0- 0	
0- 0	0- 0		0- 0		AWAY	0- 0		0- 0		0- 0	
0- 0	0- 0		0- 0		NEUTRAL	0- 0		0- 0		0- 0	

RPI 1-25				RPI 26-50				RPI 51-100				RPI 101+ Team's RPI: 262			
RPI	S	Opponent	Score	RPI	S	Opponent	Score	RPI	S	Opponent	Score	RPI	S	Opponent	Score
												144	A	SMU	38 49
												201	A	Texas Tech	42 86
												333	H	McNeese	69 60
												343	A	New Orleans	57 44
-----															
LAST 12 Division I GAMES:															
				343	A	New Orleans	57 44								
				333	H	McNeese	69 60								
				201	A	Texas Tech	42 86								
				144	A	SMU	38 49								

Non-Div I Games: LSU-Alexandria 93 62

La. -Monroe



Average RPI	Win:	300	WON-LOST	WINNING	LAST 10	STRENGTH OF	OPP. STRENGTH	TEAM	ADJ.	CONF.	ADJ CONF.
Average RPI	Loss:	216	RECORD	PCT. RANK	GAMES	SCHEDULE	OF SCHEDULE	RPI	RPI	RPI	RPI
DIV. I ONLY		3- 3		153	0- 1	299	273	266	266	21	21
DIV. I NON-CONF.		3- 3		153	0- 1	299	273	266	266	21	21
<hr/>											
TOTALS	RPI 1-25		RPI 26-50		W-L RECORDS	RPI 51-100		RPI 101-150		RPI 150+	
3- 3	0- 0		0- 0		OVERALL	0- 0		0- 0		3- 3	
1- 1	0- 0		0- 0		HOME	0- 0		0- 0		1- 1	
2- 1	0- 0		0- 0		AWAY	0- 0		0- 0		2- 1	
0- 1	0- 0		0- 0		NEUTRAL	0- 0		0- 0		0- 1	
3- 3	0- 0		0- 0		NON-CONFERENCE	0- 0		0- 0		3- 3	
1- 1	0- 0		0- 0		HOME	0- 0		0- 0		1- 1	
2- 1	0- 0		0- 0		AWAY	0- 0		0- 0		2- 1	
0- 1	0- 0		0- 0		NEUTRAL	0- 0		0- 0		0- 1	
0- 0	0- 0		0- 0		CONFERENCE	0- 0		0- 0		0- 0	
0- 0	0- 0		0- 0		HOME	0- 0		0- 0		0- 0	
0- 0	0- 0		0- 0		AWAY	0- 0		0- 0		0- 0	
0- 0	0- 0		0- 0		NEUTRAL	0- 0		0- 0		0- 0	

RPI 1-25				RPI 26-50				RPI 51-100				RPI 101+ Team's RPI: 266			
RPI	S	Opponent	Score	RPI	S	Opponent	Score	RPI	S	Opponent	Score	RPI	S	Opponent	Score
												168	N	Delaware	47 65
												227	H	Saint Peter's	60 62
												234	H	Binghamton	59 50
												254	A	Fla. Atlantic	49 53
												323	A	Wagner	66 43
												342	A	Fairleigh Dickinson	63 57
<hr/>															
LAST 12 Division I GAMES:															
								168	N	Delaware	47 65				
								254	A	Fla. Atlantic	49 53				
								227	H	Saint Peter's	60 62				
								323	A	Wagner	66 43				
								234	H	Binghamton	59 50				
								342	A	Fairleigh Dickinson	63 57				

Non-Div I Games:

Lafayette



Average RPI Win: 286 WON-LOST RECORD WINNING PCT. RANK LAST 10 GAMES STRENGTH OF SCHEDULE OPP. STRENGTH OF SCHEDULE TEAM RPI ADJ. RPI CONF. RPI ADJ CONF. RPI

DIV. I ONLY	1- 3	249	0- 0	5	346	40	40	23	23
DIV. I NON-CONF.	1- 3	249	0- 0	5	346	40	40	23	23
TOTALS	RPI 1-25	RPI 26-50	W-L RECORDS	RPI 51-100	RPI 101-150	RPI 150+			
1- 3	0- 0	0- 1	OVERALL	0- 2	0- 0	1- 0			
0- 0	0- 0	0- 0	HOME	0- 0	0- 0	0- 0			
1- 2	0- 0	0- 0	AWAY	0- 2	0- 0	1- 0			
0- 1	0- 0	0- 1	NEUTRAL	0- 0	0- 0	0- 0			
1- 3	0- 0	0- 1	NON-CONFERENCE	0- 2	0- 0	1- 0			
0- 0	0- 0	0- 0	HOME	0- 0	0- 0	0- 0			
1- 2	0- 0	0- 0	AWAY	0- 2	0- 0	1- 0			
0- 1	0- 0	0- 1	NEUTRAL	0- 0	0- 0	0- 0			
0- 0	0- 0	0- 0	CONFERENCE	0- 0	0- 0	0- 0			
0- 0	0- 0	0- 0	HOME	0- 0	0- 0	0- 0			
0- 0	0- 0	0- 0	AWAY	0- 0	0- 0	0- 0			
0- 0	0- 0	0- 0	NEUTRAL	0- 0	0- 0	0- 0			

RPI 1-25				RPI 26-50				RPI 51-100				RPI 101+			
RPI	S	Opponent	Score	RPI	S	Opponent	Score	RPI	S	Opponent	Score	RPI	S	Opponent	Score
				37	N	Ohio	62 87	94	A	Denver	110 117	286	A	Louisiana	79 77
								98	A	Mississippi St.	53 104				
LAST 12 Division I GAMES:															
				37	N	Ohio	62 87								
				94	A	Denver	110 117								
				98	A	Mississippi St.	53 104								
				286	A	Louisiana	79 77								

Non-Div I Games: LeTourneau 104 27 Louisiana Col. 94 43 McMurry 100 37



Average RPI Win:	214	WON-LOST	WINNING	LAST 10	STRENGTH OF	OPP. STRENGTH	TEAM	ADJ.	CONF.	ADJ CONF.
Average RPI Loss:	73	RECORD	PCT. RANK	GAMES	SCHEDULE	OF SCHEDULE	RPI	RPI	RPI	RPI

DIV. I ONLY	4- 2	105	0- 1	205	66	153	153	21	21
DIV. I NON-CONF.	4- 2	105	0- 1	205	66	153	153	21	21
TOTALS	RPI 1-25	RPI 26-50	W-L RECORDS	RPI 51-100	RPI 101-150	RPI 150+			
4- 2	0- 0	0- 1	OVERALL	0- 1	1- 0	3- 0			
2- 2	0- 0	0- 1	HOME	0- 1	1- 0	1- 0			
2- 0	0- 0	0- 0	AWAY	0- 0	0- 0	2- 0			
0- 0	0- 0	0- 0	NEUTRAL	0- 0	0- 0	0- 0			
4- 2	0- 0	0- 1	NON-CONFERENCE	0- 1	1- 0	3- 0			
2- 2	0- 0	0- 1	HOME	0- 1	1- 0	1- 0			
2- 0	0- 0	0- 0	AWAY	0- 0	0- 0	2- 0			
0- 0	0- 0	0- 0	NEUTRAL	0- 0	0- 0	0- 0			
0- 0	0- 0	0- 0	CONFERENCE	0- 0	0- 0	0- 0			
0- 0	0- 0	0- 0	HOME	0- 0	0- 0	0- 0			
0- 0	0- 0	0- 0	AWAY	0- 0	0- 0	0- 0			
0- 0	0- 0	0- 0	NEUTRAL	0- 0	0- 0	0- 0			

RPI 1-25	RPI 26-50	RPI 51-100	RPI 101+ Team's RPI: 153
RPI S Opponent Score	RPI S Opponent Score	RPI S Opponent Score	RPI S Opponent Score
	45 H Charlotte 60 62	100 H Villanova 48 70	138 H Monmouth 63 48
			218 H Norfolk St. 62 41
			234 A Binghamton 65 55
			264 A Central Conn. St. 88 62
LAST 12 Division I GAMES:			
	45 H Charlotte 60 62	234 A Binghamton 65 55	
	218 H Norfolk St. 62 41	100 H Villanova 48 70	
		138 H Monmouth 63 48	
		264 A Central Conn. St. 88 62	

Non-Div I Games: Kutztown 73 39

Lehigh



Average RPI	Win: 321	WON-LOST	WINNING	LAST 10	STRENGTH OF	OPP. STRENGTH	TEAM	ADJ.	CONF.	ADJ CONF.
Average RPI	Loss: 131	RECORD	PCT. RANK	GAMES	SCHEDULE	OF SCHEDULE	RPI	RPI	RPI	RPI
DIV. I ONLY	1- 5	291	0- 1	228	170	302	302	26	26	
DIV. I NON-CONF.	1- 5	291	0- 1	228	170	302	302	26	26	
-----										
TOTALS	RPI 1-25	RPI 26-50	W-L RECORDS	RPI 51-100	RPI 101-150	RPI 150+				
1- 5	0- 0	0- 2	OVERALL	0- 1	0- 0	1- 2				
1- 1	0- 0	0- 0	HOME	0- 1	0- 0	1- 0				
0- 2	0- 0	0- 1	AWAY	0- 0	0- 0	0- 1				
0- 2	0- 0	0- 1	NEUTRAL	0- 0	0- 0	0- 1				
1- 5	0- 0	0- 2	NON-CONFERENCE	0- 1	0- 0	1- 2				
1- 1	0- 0	0- 0	HOME	0- 1	0- 0	1- 0				
0- 2	0- 0	0- 1	AWAY	0- 0	0- 0	0- 1				
0- 2	0- 0	0- 1	NEUTRAL	0- 0	0- 0	0- 1				
0- 0	0- 0	0- 0	CONFERENCE	0- 0	0- 0	0- 0				
0- 0	0- 0	0- 0	HOME	0- 0	0- 0	0- 0				
0- 0	0- 0	0- 0	AWAY	0- 0	0- 0	0- 0				
0- 0	0- 0	0- 0	NEUTRAL	0- 0	0- 0	0- 0				

RPI 1-25				RPI 26-50				RPI 51-100				RPI 101+ Team's RPI: 302			
RPI	S	Opponent	Score	RPI	S	Opponent	Score	RPI	S	Opponent	Score	RPI	S	Opponent	Score
				43	A	Chattanooga	60 75	77	H	Virginia Tech	61 72	218	N	Norfolk St.	53 66
				45	N	Charlotte	61 63					272	A	Bethune-Cookman	76 81
												321	H	Saint Francis (PA)	82 53
LAST 12 Division I GAMES:															
				43	A	Chattanooga	60 75	218	N	Norfolk St.	53 66				
				321	H	Saint Francis (PA)	82 53	45	N	Charlotte	61 63				
				77	H	Virginia Tech	61 72								
				272	A	Bethune-Cookman	76 81								

Non-Div I Games:

Liberty



Average RPI	Win: 312	WON-LOST RECORD	WINNING PCT. RANK	LAST 10 GAMES	STRENGTH OF SCHEDULE	OPP. STRENGTH OF SCHEDULE	TEAM RPI	ADJ. RPI	CONF. RPI	ADJ. CONF. RPI
Average RPI	Loss: 175									
DIV. I ONLY		2- 4	214	0- 1	296	199	288	288	26	26
DIV. I NON-CONF.		2- 4	214	0- 1	296	199	288	288	26	26
<hr/>										
TOTALS	RPI 1-25		RPI 26-50		W-L RECORDS	RPI 51-100	RPI 101-150		RPI 150+	
2- 4	0- 0		0- 0		OVERALL	0- 0	0- 2		2- 2	
1- 1	0- 0		0- 0		HOME	0- 0	0- 0		1- 1	
1- 3	0- 0		0- 0		AWAY	0- 0	0- 2		1- 1	
0- 0	0- 0		0- 0		NEUTRAL	0- 0	0- 0		0- 0	
2- 4	0- 0		0- 0		NON-CONFERENCE	0- 0	0- 2		2- 2	
1- 1	0- 0		0- 0		HOME	0- 0	0- 0		1- 1	
1- 3	0- 0		0- 0		AWAY	0- 0	0- 2		1- 1	
0- 0	0- 0		0- 0		NEUTRAL	0- 0	0- 0		0- 0	
0- 0	0- 0		0- 0		CONFERENCE	0- 0	0- 0		0- 0	
0- 0	0- 0		0- 0		HOME	0- 0	0- 0		0- 0	
0- 0	0- 0		0- 0		AWAY	0- 0	0- 0		0- 0	
0- 0	0- 0		0- 0		NEUTRAL	0- 0	0- 0		0- 0	

RPI 1-25				RPI 26-50				RPI 51-100				RPI 101+ Team's RPI: 288			
RPI	S	Opponent	Score	RPI	S	Opponent	Score	RPI	S	Opponent	Score	RPI	S	Opponent	Score
												111	A	Murray St.	61 97
												122	A	Clemson	26 68
												185	A	Cincinnati	55 71
												282	H	Jacksonville St.	46 58
												299	A	Alabama A&M	62 58
												325	H	Tennessee St.	64 62
<hr/>															
LAST 12 Division I GAMES:															
185	A	Cincinnati	55 71	282	H	Jacksonville St.	46 58								
111	A	Murray St.	61 97	299	A	Alabama A&M	62 58								
				122	A	Clemson	26 68								
				325	H	Tennessee St.	64 62								

Non-Div I Games:

Lipscomb



Average RPI	Win: 206	WON-LOST	WINNING	LAST 10	STRENGTH OF	OPP. STRENGTH	TEAM	ADJ.	CONF.	ADJ CONF.
Average RPI	Loss: 58	RECORD	PCT. RANK	GAMES	SCHEDULE	OF SCHEDULE	RPI	RPI	RPI	RPI
DIV. I ONLY	2- 3	192	0- 1	50	107	119	119	17	17	
DIV. I NON-CONF.	2- 3	192	0- 1	50	107	119	119	17	17	
-----										
TOTALS	RPI 1-25	RPI 26-50	W-L RECORDS	RPI 51-100	RPI 101-150	RPI 150+				
2- 3	0- 1	0- 1	OVERALL	0- 0	0- 1	2- 0				
1- 2	0- 0	0- 1	HOME	0- 0	0- 1	1- 0				
1- 1	0- 1	0- 0	AWAY	0- 0	0- 0	1- 0				
0- 0	0- 0	0- 0	NEUTRAL	0- 0	0- 0	0- 0				
2- 3	0- 1	0- 1	NON-CONFERENCE	0- 0	0- 1	2- 0				
1- 2	0- 0	0- 1	HOME	0- 0	0- 1	1- 0				
1- 1	0- 1	0- 0	AWAY	0- 0	0- 0	1- 0				
0- 0	0- 0	0- 0	NEUTRAL	0- 0	0- 0	0- 0				
0- 0	0- 0	0- 0	CONFERENCE	0- 0	0- 0	0- 0				
0- 0	0- 0	0- 0	HOME	0- 0	0- 0	0- 0				
0- 0	0- 0	0- 0	AWAY	0- 0	0- 0	0- 0				
0- 0	0- 0	0- 0	NEUTRAL	0- 0	0- 0	0- 0				

RPI 1-25				RPI 26-50				RPI 51-100				RPI 101+ Team's RPI: 119			
RPI	S	Opponent	Score	RPI	S	Opponent	Score	RPI	S	Opponent	Score	RPI	S	Opponent	Score
16	A	LSU	45 60	30	H	Texas A&M	40 61					128	H	Rice	65 79
												158	A	Louisiana Tech	69 58
												254	H	Fla. Atlantic	61 38
-----															
LAST 12 Division I GAMES:															
128	H	Rice	65 79	16	A	LSU	45 60								
254	H	Fla. Atlantic	61 38	30	H	Texas A&M	40 61								
158	A	Louisiana Tech	69 58												

Non-Div I Games:

Little Rock



Average RPI Win: 117      WON-LOST      WINNING      LAST 10  
Average RPI Loss: 136      RECORD      PCT. RANK      GAMES      STRENGTH OF      OPP. STRENGTH      TEAM      ADJ.      CONF.      ADJ CONF.  
SCHEDULE      OF SCHEDULE      RPI      RPI      RPI      RPI

DIV. I ONLY	1- 5	291	1- 0	181	168	294	294	18	18
DIV. I NON-CONF.	1- 5	291	1- 0	181	168	294	294	18	18
TOTALS	RPI 1-25	RPI 26-50	W-L RECORDS	RPI 51-100	RPI 101-150	RPI 150+			
1- 5	0- 0	0- 0	OVERALL	0- 2	1- 2	0- 1			
1- 4	0- 0	0- 0	HOME	0- 1	1- 2	0- 1			
0- 1	0- 0	0- 0	AWAY	0- 1	0- 0	0- 0			
0- 0	0- 0	0- 0	NEUTRAL	0- 0	0- 0	0- 0			
1- 5	0- 0	0- 0	NON-CONFERENCE	0- 2	1- 2	0- 1			
1- 4	0- 0	0- 0	HOME	0- 1	1- 2	0- 1			
0- 1	0- 0	0- 0	AWAY	0- 1	0- 0	0- 0			
0- 0	0- 0	0- 0	NEUTRAL	0- 0	0- 0	0- 0			
0- 0	0- 0	0- 0	CONFERENCE	0- 0	0- 0	0- 0			
0- 0	0- 0	0- 0	HOME	0- 0	0- 0	0- 0			
0- 0	0- 0	0- 0	AWAY	0- 0	0- 0	0- 0			
0- 0	0- 0	0- 0	NEUTRAL	0- 0	0- 0	0- 0			

RPI 1-25	RPI 26-50	RPI 51-100	RPI 101+ Team's RPI: 294
RPI S Opponent Score	RPI S Opponent Score	RPI S Opponent Score	RPI S Opponent Score
		56 H Southern Cal i forni a 50 86	101 H Nevada 67 76
		85 A Utah 59 82	117 H Idaho 70 63
			147 H UNI 64 71
			291 H Cal i forni a Baptist 83 85
LAST 12 Division I GAMES:			
117 H Idaho 70 63	85 A Utah 59 82	56 H Southern Cal i forni a 50 86	
147 H UNI 64 71	291 H Cal i forni a Baptist 83 85		
101 H Nevada 67 76			

Non-Div I Games:

Long Beach St.



Through Games Of Nov. 20, 2018										
Average RPI Win: 0		WON-LOST RECORD	WINNING PCT. RANK	LAST 10 GAMES	STRENGTH OF SCHEDULE	OPP. STRENGTH OF SCHEDULE	TEAM RPI	ADJ. RPI	CONF. RPI	ADJ CONF. RPI
Average RPI Loss: 217										
DIV. I ONLY		0- 2	310	0- 1	326	276	347	347	28	28
DIV. I NON-CONF.		0- 2	310	0- 1	326	276	347	347	28	28
-----										
TOTALS		RPI 1-25	RPI 26-50	W-L RECORDS	RPI 51-100	RPI 101-150	RPI 150+			
0- 2	0- 0		0- 0	OVERALL	0- 0	0- 1	0- 1			
0- 1	0- 0		0- 0	HOME	0- 0	0- 0	0- 1			
0- 1	0- 0		0- 0	AWAY	0- 0	0- 1	0- 0			
0- 0	0- 0		0- 0	NEUTRAL	0- 0	0- 0	0- 0			
0- 2	0- 0		0- 0	NON-CONFERENCE	0- 0	0- 1	0- 1			
0- 1	0- 0		0- 0	HOME	0- 0	0- 0	0- 1			
0- 1	0- 0		0- 0	AWAY	0- 0	0- 1	0- 0			
0- 0	0- 0		0- 0	NEUTRAL	0- 0	0- 0	0- 0			
0- 0	0- 0		0- 0	CONFERENCE	0- 0	0- 0	0- 0			
0- 0	0- 0		0- 0	HOME	0- 0	0- 0	0- 0			
0- 0	0- 0		0- 0	AWAY	0- 0	0- 0	0- 0			
0- 0	0- 0		0- 0	NEUTRAL	0- 0	0- 0	0- 0			

RPI 1-25				RPI 26-50				RPI 51-100				RPI 101+ Team's RPI : 347			
RPI	S	Opponent	Score	RPI	S	Opponent	Score	RPI	S	Opponent	Score	RPI	S	Opponent	Score
												110	A	VCU	55 84
												323	H	Wagner	60 86



Average RPI Win: 327 WON-LOST RECORD WINNING PCT. RANK LAST 10 GAMES STRENGTH OF SCHEDULE OPP. STRENGTH OF SCHEDULE TEAM RPI ADJ. RPI CONF. RPI ADJ CONF. RPI

DIV. I ONLY	2- 2	153	0- 1	340	36	286	286	17	17
DIV. I NON-CONF.	2- 2	153	0- 1	340	36	286	286	17	17
TOTALS	RPI 1-25	RPI 26-50	W-L RECORDS	RPI 51-100	RPI 101-150	RPI 150+			
2- 2	0- 1	0- 1	OVERALL	0- 0	0- 0	2- 0			
1- 1	0- 0	0- 1	HOME	0- 0	0- 0	1- 0			
1- 1	0- 1	0- 0	AWAY	0- 0	0- 0	1- 0			
0- 0	0- 0	0- 0	NEUTRAL	0- 0	0- 0	0- 0			
2- 2	0- 1	0- 1	NON-CONFERENCE	0- 0	0- 0	2- 0			
1- 1	0- 0	0- 1	HOME	0- 0	0- 0	1- 0			
1- 1	0- 1	0- 0	AWAY	0- 0	0- 0	1- 0			
0- 0	0- 0	0- 0	NEUTRAL	0- 0	0- 0	0- 0			
0- 0	0- 0	0- 0	CONFERENCE	0- 0	0- 0	0- 0			
0- 0	0- 0	0- 0	HOME	0- 0	0- 0	0- 0			
0- 0	0- 0	0- 0	AWAY	0- 0	0- 0	0- 0			
0- 0	0- 0	0- 0	NEUTRAL	0- 0	0- 0	0- 0			

RPI 1-25				RPI 26-50				RPI 51-100				RPI 101+ Team's RPI: 286			
RPI	S	Opponent	Score	RPI	S	Opponent	Score	RPI	S	Opponent	Score	RPI	S	Opponent	Score
17	A	Auburn	59 71	40	H	Lamar University	77 79					320	H	Jackson St.	68 61
												333	A	McNeese	70 59
LAST 12 Division I GAMES:															
				320	H	Jackson St.	68 61	17	A	Auburn	59 71				
				333	A	McNeese	70 59								
				40	H	Lamar University	77 79								

Non-Div I Games: Dillard 69 72

Louisiana



Average RPI Win: 187

Average RPI Loss: 129

WON-LOST  
RECORD

WINNING  
PCT. RANK

LAST 10  
GAMES

STRENGTH OF  
SCHEDULE

OPP. STRENGTH  
OF SCHEDULE

TEAM  
RPI

ADJ.  
RPI

CONF.  
RPI

ADJ CONF.  
RPI

DIV. I ONLY	3- 2	126	0- 1	235	70	158	158	16	16
DIV. I NON-CONF.	3- 2	126	0- 1	235	70	158	158	16	16
TOTALS	RPI 1-25	RPI 26-50	W-L RECORDS	RPI 51-100	RPI 101-150	RPI 150+			
3- 2	0- 0	0- 0	OVERALL	1- 0	0- 2	2- 0			
1- 1	0- 0	0- 0	HOME	1- 0	0- 1	0- 0			
2- 1	0- 0	0- 0	AWAY	0- 0	0- 1	2- 0			
0- 0	0- 0	0- 0	NEUTRAL	0- 0	0- 0	0- 0			
3- 2	0- 0	0- 0	NON-CONFERENCE	1- 0	0- 2	2- 0			
1- 1	0- 0	0- 0	HOME	1- 0	0- 1	0- 0			
2- 1	0- 0	0- 0	AWAY	0- 0	0- 1	2- 0			
0- 0	0- 0	0- 0	NEUTRAL	0- 0	0- 0	0- 0			
0- 0	0- 0	0- 0	CONFERENCE	0- 0	0- 0	0- 0			
0- 0	0- 0	0- 0	HOME	0- 0	0- 0	0- 0			
0- 0	0- 0	0- 0	AWAY	0- 0	0- 0	0- 0			
0- 0	0- 0	0- 0	NEUTRAL	0- 0	0- 0	0- 0			

RPI 1-25				RPI 26-50				RPI 51-100				RPI 101+ Team's RPI: 158			
RPI	S	Opponent	Score	RPI	S	Opponent	Score	RPI	S	Opponent	Score	RPI	S	Opponent	Score
								99	H	Houston	100 88	119	H	Little Rock	58 69
												139	A	Wichita St.	56 70
												211	A	Arkansas St.	80 70
												251	A	Memphis	66 50
LAST 12 Division I GAMES:															
				139	A	Wichita St.	56 70	99	H	Houston	100 88				
				211	A	Arkansas St.	80 70	119	H	Little Rock	58 69				
				251	A	Memphis	66 50								

Non-Div I Games: LSU-Alexandria 112 70



Average RPI Win:	117	WON-LOST	WINNING	LAST 10	STRENGTH OF	OPP. STRENGTH	TEAM	ADJ.	CONF.	ADJ CONF.
Average RPI Loss:	0	RECORD	PCT. RANK	GAMES	SCHEDULE	OF SCHEDULE	RPI	RPI	RPI	RPI
DIV. I ONLY	6- 0	1	1- 0	42	38	6	6	1	1	
DIV. I NON-CONF.	6- 0	1	1- 0	42	38	6	6	1	1	
-----										
TOTALS	RPI 1-25	RPI 26-50	W-L RECORDS	RPI 51-100	RPI 101-150	RPI 150+				
6- 0	0- 0	2- 0	OVERALL	1- 0	0- 0	3- 0				
1- 0	0- 0	0- 0	HOME	0- 0	0- 0	1- 0				
3- 0	0- 0	2- 0	AWAY	0- 0	0- 0	1- 0				
2- 0	0- 0	0- 0	NEUTRAL	1- 0	0- 0	1- 0				
6- 0	0- 0	2- 0	NON-CONFERENCE	1- 0	0- 0	3- 0				
1- 0	0- 0	0- 0	HOME	0- 0	0- 0	1- 0				
3- 0	0- 0	2- 0	AWAY	0- 0	0- 0	1- 0				
2- 0	0- 0	0- 0	NEUTRAL	1- 0	0- 0	1- 0				
0- 0	0- 0	0- 0	CONFERENCE	0- 0	0- 0	0- 0				
0- 0	0- 0	0- 0	HOME	0- 0	0- 0	0- 0				
0- 0	0- 0	0- 0	AWAY	0- 0	0- 0	0- 0				
0- 0	0- 0	0- 0	NEUTRAL	0- 0	0- 0	0- 0				

RPI 1-25	Team's RPI: 6	RPI 26-50	RPI 51-100	RPI 101+
RPI S Opponent Score	RPI S Opponent Score	RPI S Opponent Score	RPI S Opponent Score	RPI S Opponent Score
	41 A Boise St. 74 55	61 N Arizona St. 58 56	166 H Miami (OH) 95 73	
	43 A Chattanooga 75 49		187 A Western Ky. 102 80	
			202 N Hartford 86 69	
LAST 12 Division I GAMES:				
	43 A Chattanooga 75 49	166 H Miami (OH) 95 73		
	187 A Western Ky. 102 80	202 N Hartford 86 69		
		61 N Arizona St. 58 56		
		41 A Boise St. 74 55		

Non-Div I Games:

Louisville



Average RPI	Win:	262	WON-LOST	WINNING	LAST 10	STRENGTH OF	OPP. STRENGTH	TEAM	ADJ.	CONF.	ADJ CONF.
Average RPI	Loss:	206	RECORD	PCT. RANK	GAMES	SCHEDULE	OF SCHEDULE	RPI	RPI	RPI	RPI
DIV. I ONLY		3- 2		126	1- 0	329	138	235	235	15	15
DIV. I NON-CONF.		3- 2		126	1- 0	329	138	235	235	15	15
-----											
TOTALS	RPI 1-25		RPI 26-50		W-L RECORDS	RPI 51-100		RPI 101-150		RPI 150+	
3- 2	0- 0		0- 0		OVERALL	0- 0		0- 0		3- 2	
2- 0	0- 0		0- 0		HOME	0- 0		0- 0		2- 0	
1- 2	0- 0		0- 0		AWAY	0- 0		0- 0		1- 2	
0- 0	0- 0		0- 0		NEUTRAL	0- 0		0- 0		0- 0	
3- 2	0- 0		0- 0		NON-CONFERENCE	0- 0		0- 0		3- 2	
2- 0	0- 0		0- 0		HOME	0- 0		0- 0		2- 0	
1- 2	0- 0		0- 0		AWAY	0- 0		0- 0		1- 2	
0- 0	0- 0		0- 0		NEUTRAL	0- 0		0- 0		0- 0	
0- 0	0- 0		0- 0		CONFERENCE	0- 0		0- 0		0- 0	
0- 0	0- 0		0- 0		HOME	0- 0		0- 0		0- 0	
0- 0	0- 0		0- 0		AWAY	0- 0		0- 0		0- 0	
0- 0	0- 0		0- 0		NEUTRAL	0- 0		0- 0		0- 0	

RPI 1-25				RPI 26-50				RPI 51-100				RPI 101+ Team's RPI: 235			
RPI	S	Opponent	Score	RPI	S	Opponent	Score	RPI	S	Opponent	Score	RPI	S	Opponent	Score
												181	A	Youngstown St.	63 74
												205	A	UIC	75 60
												230	A	Bowling Green	74 88
												275	H	Detroit Mercy	52 43
												307	H	Chicago St.	76 40
-----															
LAST 12 Division I GAMES:															
				307	H	Chicago St.	76 40					181	A	Youngstown St.	63 74
				230	A	Bowling Green	74 88								
				205	A	UIC	75 60								
				275	H	Detroit Mercy	52 43								

Non-Div I Games:

Loyol a Chi cago



Average RPI	Win:	0	WON-LOST	WINNING	LAST 10	STRENGTH OF	OPP. STRENGTH	TEAM	ADJ.	CONF.	ADJ CONF.
Average RPI	Loss:	207	RECORD	PCT. RANK	GAMES	SCHEDULE	OF SCHEDULE	RPI	RPI	RPI	RPI
DIV. I ONLY		0- 6		310	0- 1	173	311	324	324	21	21
DIV. I NON-CONF.		0- 6		310	0- 1	173	311	324	324	21	21
-----											
TOTALS	RPI 1-25		RPI 26-50		W-L RECORDS	RPI 51-100		RPI 101-150		RPI 150+	
0- 6	0- 0		0- 1		OVERALL	0- 0		0- 1		0- 4	
0- 1	0- 0		0- 0		HOME	0- 0		0- 0		0- 1	
0- 4	0- 0		0- 0		AWAY	0- 0		0- 1		0- 3	
0- 1	0- 0		0- 1		NEUTRAL	0- 0		0- 0		0- 0	
0- 6	0- 0		0- 1		NON-CONFERENCE	0- 0		0- 1		0- 4	
0- 1	0- 0		0- 0		HOME	0- 0		0- 0		0- 1	
0- 4	0- 0		0- 0		AWAY	0- 0		0- 1		0- 3	
0- 1	0- 0		0- 1		NEUTRAL	0- 0		0- 0		0- 0	
0- 0	0- 0		0- 0		CONFERENCE	0- 0		0- 0		0- 0	
0- 0	0- 0		0- 0		HOME	0- 0		0- 0		0- 0	
0- 0	0- 0		0- 0		AWAY	0- 0		0- 0		0- 0	
0- 0	0- 0		0- 0		NEUTRAL	0- 0		0- 0		0- 0	

RPI 1-25				RPI 26-50				RPI 51-100				RPI 101+ Team's RPI: 324			
RPI	S	Opponent	Score	RPI	S	Opponent	Score	RPI	S	Opponent	Score	RPI	S	Opponent	Score
				35	N	Boston College	47 73					150	A	George Mason	38 70
												195	A	Georgetown	30 45
												237	H	William & Mary	49 65
												297	A	Dartmouth	41 54
												327	A	Saint Joseph's	46 49
LAST 12 Division I GAMES:															
				150	A	George Mason	38 70	327	A	Saint Joseph's	46 49				
								35	N	Boston College	47 73				
								237	H	William & Mary	49 65				
								195	A	Georgetown	30 45				
								297	A	Dartmouth	41 54				

Non-Div I Games:

Loyola Maryl and



Average RPI Win: 194

Average RPI Loss: 90

WON-LOST  
RECORDWINNING  
PCT. RANKLAST 10  
GAMESSTRENGTH OF  
SCHEDULEOPP. STRENGTH  
OF SCHEDULETEAM  
RPIADJ.  
RPICONF.  
RPIADJ CONF.  
RPIDIV. I ONLY  
DIV. I NON-CONF.4- 1  
4- 156  
561- 0  
1- 0162  
16293  
9389  
8989  
894  
44  
4

TOTALS

RPI 1-25

RPI 26-50

W-L RECORDS

RPI 51-100

RPI 101-150

RPI 150+

4- 1

0- 0

0- 0

OVERALL

1- 1

1- 0

2- 0

2- 1

0- 0

0- 0

HOME

1- 1

0- 0

1- 0

2- 0

0- 0

0- 0

AWAY

0- 0

1- 0

1- 0

0- 0

0- 0

0- 0

NEUTRAL

0- 0

0- 0

0- 0

4- 1

0- 0

0- 0

NON-CONFERENCE

1- 1

1- 0

2- 0

2- 1

0- 0

0- 0

HOME

1- 1

0- 0

1- 0

2- 0

0- 0

0- 0

AWAY

0- 0

1- 0

1- 0

0- 0

0- 0

0- 0

NEUTRAL

0- 0

0- 0

0- 0

0- 0

0- 0

0- 0

CONFERENCE

0- 0

0- 0

0- 0

0- 0

0- 0

0- 0

HOME

0- 0

0- 0

0- 0

0- 0

0- 0

0- 0

AWAY

0- 0

0- 0

0- 0

0- 0

0- 0

0- 0

NEUTRAL

0- 0

0- 0

0- 0

RPI 1-25

RPI 26-50

RPI 51-100 Team's RPI: 89

RPI 101+

RPI S Opponent Score

RPI S Opponent Score

RPI S Opponent Score

RPI S Opponent Score

55 H UCLA 69 63  
90 H Northern Ariz. 62 63106 A Arizona 66 64  
300 A UC Santa Barbara 70 57  
316 H Robert Morris 61 53

LAST 12 Division I GAMES:

316 H Robert Morris 61 53  
90 H Northern Ariz. 62 63  
300 A UC Santa Barbara 70 57  
106 A Arizona 66 64  
55 H UCLA 69 63L  
o  
y  
o  
l  
a  
M  
a  
r  
y  
m  
o  
u  
n  
tL  
o  
y  
o  
l  
a  
M  
a  
r  
y  
m  
o  
u  
n  
t

Non-Div I Games:

Loyola Marymount



# M a i n e

Maine

Mai ne



Average RPI Win: 348		WON-LOST	WINNING	LAST 10	STRENGTH OF	OPP. STRENGTH	TEAM	ADJ.	CONF.	ADJ CONF.
Average RPI Loss: 218		RECORD	PCT. RANK	GAMES	SCHEDULE	OF SCHEDULE	RPI	RPI	RPI	RPI
DIV. I ONLY		1- 4	271	0- 1	340	280	346	346	29	29
DIV. I NON-CONF.		1- 4	271	0- 1	340	280	346	346	29	29
-----										
TOTALS		RPI 1-25		RPI 26-50	W-L RECORDS		RPI 51-100	RPI 101-150	RPI 150+	
1- 4		0- 0		0- 0	OVERALL		0- 1	0- 0	1- 3	
1- 2		0- 0		0- 0	HOME		0- 1	0- 0	1- 1	
0- 2		0- 0		0- 0	AWAY		0- 0	0- 0	0- 2	
0- 0		0- 0		0- 0	NEUTRAL		0- 0	0- 0	0- 0	
1- 4		0- 0		0- 0	NON-CONFERENCE		0- 1	0- 0	1- 3	
1- 2		0- 0		0- 0	HOME		0- 1	0- 0	1- 1	
0- 2		0- 0		0- 0	AWAY		0- 0	0- 0	0- 2	
0- 0		0- 0		0- 0	NEUTRAL		0- 0	0- 0	0- 0	
0- 0		0- 0		0- 0	CONFERENCE		0- 0	0- 0	0- 0	
0- 0		0- 0		0- 0	HOME		0- 0	0- 0	0- 0	
0- 0		0- 0		0- 0	AWAY		0- 0	0- 0	0- 0	
0- 0		0- 0		0- 0	NEUTRAL		0- 0	0- 0	0- 0	

RPI 1-25				RPI 26-50				RPI 51-100				RPI 101+ Team's RPI : 346					
RPI	S	Opponent	Score	RPI	S	Opponent	Score	RPI	S	Opponent	Score	RPI	S	Opponent	Score		
								67	H	Stony Brook	48	79	214	A	St. Francis Brooklyn	65	73
													275	H	Detroit Mercy	56	58
													314	A	Albany (NY)	54	60
													348	H	LIU Brooklyn	61	46
LAST 12 Division I GAMES:																	
				275	H	Detroit Mercy	56	58									
				67	H	Stony Brook	48	79									
				314	A	Albany (NY)	54	60									
				214	A	St. Francis Brooklyn	65	73									
				348	H	LIU Brooklyn	61	46									

Non-Div I Games:

Manhattan



Average RPI Win:	229	WON-LOST	WINNING	LAST 10	STRENGTH OF	OPP. STRENGTH	TEAM	ADJ.	CONF.	ADJ CONF.
Average RPI Loss:	134	RECORD	PCT. RANK	GAMES	SCHEDULE	OF SCHEDULE	RPI	RPI	RPI	RPI

DIV. I ONLY	5- 1	43	0- 1	266	145	137	137	29	29
DIV. I NON-CONF.	5- 1	43	0- 1	266	145	137	137	29	29
TOTALS	RPI 1-25	RPI 26-50	W-L RECORDS	RPI 51-100	RPI 101-150	RPI 150+			
5- 1	0- 0	0- 0	OVERALL	1- 0	0- 1	4- 0			
2- 0	0- 0	0- 0	HOME	1- 0	0- 0	1- 0			
1- 0	0- 0	0- 0	AWAY	0- 0	0- 0	1- 0			
2- 1	0- 0	0- 0	NEUTRAL	0- 0	0- 1	2- 0			
5- 1	0- 0	0- 0	NON-CONFERENCE	1- 0	0- 1	4- 0			
2- 0	0- 0	0- 0	HOME	1- 0	0- 0	1- 0			
1- 0	0- 0	0- 0	AWAY	0- 0	0- 0	1- 0			
2- 1	0- 0	0- 0	NEUTRAL	0- 0	0- 1	2- 0			
0- 0	0- 0	0- 0	CONFERENCE	0- 0	0- 0	0- 0			
0- 0	0- 0	0- 0	HOME	0- 0	0- 0	0- 0			
0- 0	0- 0	0- 0	AWAY	0- 0	0- 0	0- 0			
0- 0	0- 0	0- 0	NEUTRAL	0- 0	0- 0	0- 0			

RPI 1-25	RPI 26-50	RPI 51-100	RPI 101+	Team's RPI: 137
RPI S Opponent Score	RPI S Opponent Score	RPI S Opponent Score	RPI S Opponent Score	
		76 H Boston U. 68 57	134 N Wright St. 60 76	
			217 H Temple 74 68	
			248 N Hofstra 71 57	
			289 N Stetson 76 69	
			317 A Navy 72 48	
LAST 12 Division I GAMES:				
134 N Wright St. 60 76	248 N Hofstra 71 57	289 N Stetson 76 69	217 H Temple 74 68	76 H Boston U. 68 57
	317 A Navy 72 48			

Non-Div I Games:

Marist



MarquetteMarquette

Marquette



Average RPI Win:	0	WON-LOST	WINNING	LAST 10	STRENGTH OF	OPP. STRENGTH	TEAM	ADJ.	CONF.	ADJ CONF.
Average RPI Loss:	191	RECORD	PCT. RANK	GAMES	SCHEDULE	OF SCHEDULE	RPI	RPI	RPI	RPI
DIV. I ONLY	0- 4	310	0- 1	144	295	313	313	16	16	
DIV. I NON-CONF.	0- 4	310	0- 1	144	295	313	313	16	16	
-----										
TOTALS	RPI 1-25	RPI 26-50	W-L RECORDS	RPI 51-100	RPI 101-150	RPI 150+				
0- 4	0- 0	0- 0	OVERALL	0- 0	0- 1	0- 3				
0- 1	0- 0	0- 0	HOME	0- 0	0- 1	0- 0				
0- 3	0- 0	0- 0	AWAY	0- 0	0- 0	0- 3				
0- 0	0- 0	0- 0	NEUTRAL	0- 0	0- 0	0- 0				
0- 4	0- 0	0- 0	NON-CONFERENCE	0- 0	0- 1	0- 3				
0- 1	0- 0	0- 0	HOME	0- 0	0- 1	0- 0				
0- 3	0- 0	0- 0	AWAY	0- 0	0- 0	0- 3				
0- 0	0- 0	0- 0	NEUTRAL	0- 0	0- 0	0- 0				
0- 0	0- 0	0- 0	CONFERENCE	0- 0	0- 0	0- 0				
0- 0	0- 0	0- 0	HOME	0- 0	0- 0	0- 0				
0- 0	0- 0	0- 0	AWAY	0- 0	0- 0	0- 0				
0- 0	0- 0	0- 0	NEUTRAL	0- 0	0- 0	0- 0				

RPI 1-25				RPI 26-50				RPI 51-100				RPI 101+ Team's RPI: 313			
RPI	S	Opponent	Score	RPI	S	Opponent	Score	RPI	S	Opponent	Score	RPI	S	Opponent	Score
												116	H	Indiana St.	53 62
												162	A	Appalachian St.	52 74
												230	A	Bowling Green	76 99
												257	A	Southern Ill.	49 58
-----															
LAST 12 Division I GAMES:															
				162	A	Appalachian St.	52 74	230	A	Bowling Green	76 99				
				257	A	Southern Ill.	49 58	116	H	Indiana St.	53 62				

Non-Div I Games: Bluefield St. 82 29

Marshall



Average RPI	Win: 199	WON-LOST RECORD	WINNING PCT. RANK	LAST 10 GAMES	STRENGTH OF SCHEDULE	OPP. STRENGTH OF SCHEDULE	TEAM RPI	ADJ. RPI	CONF. RPI	ADJ CONF. RPI
Average RPI	Loss: 0									
DIV. I ONLY		6- 0	1	1- 0	319	32	108	108	6	6
DIV. I NON-CONF.		6- 0	1	1- 0	319	32	108	108	6	6
<hr/>										
TOTALS	RPI 1-25		RPI 26-50	W-L RECORDS	RPI 51-100		RPI 101-150		RPI 150+	
6- 0	0- 0		0- 0	OVERALL	1- 0		0- 0		5- 0	
2- 0	0- 0		0- 0	HOME	1- 0		0- 0		1- 0	
2- 0	0- 0		0- 0	AWAY	0- 0		0- 0		2- 0	
2- 0	0- 0		0- 0	NEUTRAL	0- 0		0- 0		2- 0	
6- 0	0- 0		0- 0	NON-CONFERENCE	1- 0		0- 0		5- 0	
2- 0	0- 0		0- 0	HOME	1- 0		0- 0		1- 0	
2- 0	0- 0		0- 0	AWAY	0- 0		0- 0		2- 0	
2- 0	0- 0		0- 0	NEUTRAL	0- 0		0- 0		2- 0	
0- 0	0- 0		0- 0	CONFERENCE	0- 0		0- 0		0- 0	
0- 0	0- 0		0- 0	HOME	0- 0		0- 0		0- 0	
0- 0	0- 0		0- 0	AWAY	0- 0		0- 0		0- 0	
0- 0	0- 0		0- 0	NEUTRAL	0- 0		0- 0		0- 0	

RPI 1-25				RPI 26-50				RPI 51-100				RPI 101+				Team's RPI: 108
RPI	S	Opponent	Score	RPI	S	Opponent	Score	RPI	S	Opponent	Score	RPI	S	Opponent	Score	
								97	H	Dayton	82 71	152	A	South Carolina	85 61	
												174	H	Coppin St.	93 36	
												206	N	Georgia	58 51	
												223	A	George Washington	69 30	
												341	N	Morgan St.	68 44	
<hr/>																
LAST 12 Division I GAMES:																
				97	H	Dayton	82 71	206	N	Georgia	58 51					
				174	H	Coppin St.	93 36	341	N	Morgan St.	68 44					
								152	A	South Carolina	85 61					
								223	A	George Washington	69 30					

Non-Div I Games:

Maryland



Average RPI	Win:	273	WON-LOST	WINNING	LAST 10	STRENGTH OF	OPP. STRENGTH	TEAM	ADJ.	CONF.	ADJ CONF.
Average RPI	Loss:	94	RECORD	PCT. RANK	GAMES	SCHEDULE	OF SCHEDULE	RPI	RPI	RPI	RPI
DIV. I ONLY		5- 2		96	1- 0	212	294	157	157	20	20
DIV. I NON-CONF.		5- 2		96	1- 0	212	294	157	157	20	20
-----											
TOTALS	RPI 1-25		RPI 26-50		W-L RECORDS	RPI 51-100		RPI 101-150		RPI 150+	
5- 2	0- 1		0- 0		OVERALL	0- 0		0- 0		5- 1	
3- 0	0- 0		0- 0		HOME	0- 0		0- 0		3- 0	
1- 1	0- 0		0- 0		AWAY	0- 0		0- 0		1- 1	
1- 1	0- 1		0- 0		NEUTRAL	0- 0		0- 0		1- 0	
5- 2	0- 1		0- 0		NON-CONFERENCE	0- 0		0- 0		5- 1	
3- 0	0- 0		0- 0		HOME	0- 0		0- 0		3- 0	
1- 1	0- 0		0- 0		AWAY	0- 0		0- 0		1- 1	
1- 1	0- 1		0- 0		NEUTRAL	0- 0		0- 0		1- 0	
0- 0	0- 0		0- 0		CONFERENCE	0- 0		0- 0		0- 0	
0- 0	0- 0		0- 0		HOME	0- 0		0- 0		0- 0	
0- 0	0- 0		0- 0		AWAY	0- 0		0- 0		0- 0	
0- 0	0- 0		0- 0		NEUTRAL	0- 0		0- 0		0- 0	

RPI 1-25				RPI 26-50				RPI 51-100				RPI 101+				Team's RPI: 157
RPI	S	Opponent	Score	RPI	S	Opponent	Score	RPI	S	Opponent	Score	RPI	S	Opponent	Score	
24	N	Bucknell	58 77									163	A	Towson	53 78	
												221	A	Brown	90 61	
												245	N	Fairfield	59 49	
												264	H	Central Conn. St.	74 59	
												295	H	Sacred Heart	78 61	
												340	H	UTRGV	74 70	
LAST 12 Division I GAMES:																
245	N	Fairfield	59 49	264	H	Central Conn. St.	74 59	163	A	Towson	53 78					
221	A	Brown	90 61													
24	N	Bucknell	58 77	295	H	Sacred Heart	78 61									
340	H	UTRGV	74 70													

Non-Div I Games:

Massachusetts



Average RPI Win:	0	WON-LOST	WINNING	LAST 10	STRENGTH OF	OPP. STRENGTH	TEAM	ADJ.	CONF.	ADJ CONF.
Average RPI Loss:	192	RECORD	PCT. RANK	GAMES	SCHEDULE	OF SCHEDULE	RPI	RPI	RPI	RPI
DIV. I ONLY	0- 5	310	0- 1	219	313	333	333	23	23	
DIV. I NON-CONF.	0- 5	310	0- 1	219	313	333	333	23	23	
-----										
TOTALS	RPI 1-25	RPI 26-50	W-L RECORDS	RPI 51-100	RPI 101-150	RPI 150+				
0- 5	0- 0	0- 1	OVERALL	0- 0	0- 1	0- 3				
0- 1	0- 0	0- 0	HOME	0- 0	0- 0	0- 1				
0- 4	0- 0	0- 1	AWAY	0- 0	0- 1	0- 2				
0- 0	0- 0	0- 0	NEUTRAL	0- 0	0- 0	0- 0				
0- 5	0- 0	0- 1	NON-CONFERENCE	0- 0	0- 1	0- 3				
0- 1	0- 0	0- 0	HOME	0- 0	0- 0	0- 1				
0- 4	0- 0	0- 1	AWAY	0- 0	0- 1	0- 2				
0- 0	0- 0	0- 0	NEUTRAL	0- 0	0- 0	0- 0				
0- 0	0- 0	0- 0	CONFERENCE	0- 0	0- 0	0- 0				
0- 0	0- 0	0- 0	HOME	0- 0	0- 0	0- 0				
0- 0	0- 0	0- 0	AWAY	0- 0	0- 0	0- 0				
0- 0	0- 0	0- 0	NEUTRAL	0- 0	0- 0	0- 0				

RPI 1-25				RPI 26-50				RPI 51-100				RPI 101+ Team's RPI: 333			
RPI	S	Opponent	Score	RPI	S	Opponent	Score	RPI	S	Opponent	Score	RPI	S	Opponent	Score
				27	A	Texas	40 96					128	A	Ri ce	65 93
												256	A	Grambl ing	51 75
												262	A	La. -Monroe	60 69
												286	H	Loui si ana	59 70
LAST 12 Division I GAMES:															
				286	H	Loui si ana	59 70	128	A	Ri ce	65 93				
				256	A	Grambl ing	51 75	262	A	La. -Monroe	60 69				
								27	A	Texas	40 96				

Non-Div I Games: LSU-Alexandria 60 68

McNeese



Average RPI Win: **268**  
 Average RPI Loss: **156**

WON-LOST  
RECORD

WINNING  
PCT. RANK

LAST 10  
GAMES

STRENGTH OF  
SCHEDULE

OPP. STRENGTH  
OF SCHEDULE

TEAM  
RPI

ADJ.  
RPI

CONF.  
RPI

ADJ CONF.  
RPI

DIV. I ONLY	2- 4	214	0- 1	194	244	251	251	8	8
DIV. I NON-CONF.	2- 4	214	0- 1	194	244	251	251	8	8
<hr/>									
TOTALS	RPI 1-25	RPI 26-50	W-L RECORDS	RPI 51-100	RPI 101-150	RPI 150+			
2- 4	0- 0	0- 0	OVERALL	0- 1	0- 0	2- 3			
1- 1	0- 0	0- 0	HOME	0- 0	0- 0	1- 1			
0- 3	0- 0	0- 0	AWAY	0- 1	0- 0	0- 2			
1- 0	0- 0	0- 0	NEUTRAL	0- 0	0- 0	1- 0			
2- 4	0- 0	0- 0	NON-CONFERENCE	0- 1	0- 0	2- 3			
1- 1	0- 0	0- 0	HOME	0- 0	0- 0	1- 1			
0- 3	0- 0	0- 0	AWAY	0- 1	0- 0	0- 2			
1- 0	0- 0	0- 0	NEUTRAL	0- 0	0- 0	1- 0			
0- 0	0- 0	0- 0	CONFERENCE	0- 0	0- 0	0- 0			
0- 0	0- 0	0- 0	HOME	0- 0	0- 0	0- 0			
0- 0	0- 0	0- 0	AWAY	0- 0	0- 0	0- 0			
0- 0	0- 0	0- 0	NEUTRAL	0- 0	0- 0	0- 0			

RPI 1-25				RPI 26-50				RPI 51-100				RPI 101+ Team' s RPI: 251					
RPI	S	Opponent	Score	RPI	S	Opponent	Score	RPI	S	Opponent	Score	RPI	S	Opponent	Score		
								68	A	UAB	54	85	158	H	Loui si ana Tech	50	66
												186	A	Coastal Caro.	71	90	
												211	A	Arkansas St.	66	77	
												215	N	Mercer	59	53	
												320	H	Jackson St.	68	67	
LAST 12 Division I GAMES:																	
				186	A	Coastal Caro.	71	90	211	A	Arkansas St.	66	77				
				215	N	Mercer	59	53	320	H	Jackson St.	68	67				
				158	H	Loui si ana Tech	50	66									
				68	A	UAB	54	85									

Non-Div I Games:

Memphis



M  
e  
r  
c  
e  
r

M  
e  
r  
c  
e  
r

Mercer



Average RPI Win:	165	WON-LOST	WINNING	LAST 10	STRENGTH OF	OPP. STRENGTH	TEAM	ADJ.	CONF.	ADJ CONF.
Average RPI Loss:	2	RECORD	PCT. RANK	GAMES	SCHEDULE	OF SCHEDULE	RPI	RPI	RPI	RPI
DIV. I ONLY	6- 1	37	2- 1	61	42	13	13	1	1	
DIV. I NON-CONF.	6- 1	37	2- 1	61	42	13	13	1	1	
-----										
TOTALS	RPI 1-25	RPI 26-50	W-L RECORDS	RPI 51-100	RPI 101-150	RPI 150+				
6- 1	1- 1	0- 0	OVERALL	1- 0	0- 0	4- 0				
5- 0	1- 0	0- 0	HOME	1- 0	0- 0	3- 0				
1- 1	0- 1	0- 0	AWAY	0- 0	0- 0	1- 0				
0- 0	0- 0	0- 0	NEUTRAL	0- 0	0- 0	0- 0				
6- 1	1- 1	0- 0	NON-CONFERENCE	1- 0	0- 0	4- 0				
5- 0	1- 0	0- 0	HOME	1- 0	0- 0	3- 0				
1- 1	0- 1	0- 0	AWAY	0- 0	0- 0	1- 0				
0- 0	0- 0	0- 0	NEUTRAL	0- 0	0- 0	0- 0				
0- 0	0- 0	0- 0	CONFERENCE	0- 0	0- 0	0- 0				
0- 0	0- 0	0- 0	HOME	0- 0	0- 0	0- 0				
0- 0	0- 0	0- 0	AWAY	0- 0	0- 0	0- 0				
0- 0	0- 0	0- 0	NEUTRAL	0- 0	0- 0	0- 0				

RPI S Opponent Score	RPI S Opponent Score	RPI S Opponent Score	RPI S Opponent Score
2 A Iowa St. 52 75		84 H SFA 81 60	179 H Nebraska 82 68
11 H Marquette 63 55			202 H Hartford 75 62
			217 H Temple 73 61
			296 A FIU 94 43
LAST 12 Division I GAMES:			
202 H Hartford 75 62	179 H Nebraska 82 68		
11 H Marquette 63 55	84 H SFA 81 60		
2 A Iowa St. 52 75	296 A FIU 94 43		
217 H Temple 73 61			

Non-Div I Games:

Miami (FL)



Average RPI	Win:	280	WON-LOST	WINNING	LAST 10	STRENGTH OF	OPP. STRENGTH	TEAM	ADJ.	CONF.	ADJ CONF.
Average RPI	Loss:	6	RECORD	PCT. RANK	GAMES	SCHEDULE	OF SCHEDULE	RPI	RPI	RPI	RPI
DIV. I ONLY		4- 1		56	0- 1	320	125	166	166	11	11
DIV. I NON-CONF.		4- 1		56	0- 1	320	125	166	166	11	11
-----											
TOTALS	RPI 1-25		RPI 26-50		W-L RECORDS	RPI 51-100		RPI 101-150		RPI 150+	
4- 1	0- 1		0- 0		OVERALL	0- 0		0- 0		4- 0	
2- 0	0- 0		0- 0		HOME	0- 0		0- 0		2- 0	
2- 1	0- 1		0- 0		AWAY	0- 0		0- 0		2- 0	
0- 0	0- 0		0- 0		NEUTRAL	0- 0		0- 0		0- 0	
4- 1	0- 1		0- 0		NON-CONFERENCE	0- 0		0- 0		4- 0	
2- 0	0- 0		0- 0		HOME	0- 0		0- 0		2- 0	
2- 1	0- 1		0- 0		AWAY	0- 0		0- 0		2- 0	
0- 0	0- 0		0- 0		NEUTRAL	0- 0		0- 0		0- 0	
0- 0	0- 0		0- 0		CONFERENCE	0- 0		0- 0		0- 0	
0- 0	0- 0		0- 0		HOME	0- 0		0- 0		0- 0	
0- 0	0- 0		0- 0		AWAY	0- 0		0- 0		0- 0	
0- 0	0- 0		0- 0		NEUTRAL	0- 0		0- 0		0- 0	

RPI 1-25				RPI 26-50				RPI 51-100				RPI 101+ Team's RPI: 166			
RPI	S	Opponent	Score	RPI	S	Opponent	Score	RPI	S	Opponent	Score	RPI	S	Opponent	Score
6	A	Louisville	73 95									228	H	Eastern Ky.	60 44
												267	H	High Point	68 55
												275	A	Detroit Mercy	78 59
												351	A	Canisius	62 59
-----															
LAST 12 Division I GAMES:															
228	H	Eastern Ky.	60 44	6	A	Louisville	73 95	267	H	High Point	68 55				
351	A	Canisius	62 59					275	A	Detroit Mercy	78 59				

Non-Div I Games:

Miami (OH)



Average RPI Win:	193	WON-LOST	WINNING	LAST 10	STRENGTH OF	OPP. STRENGTH	TEAM	ADJ.	CONF.	ADJ CONF.
Average RPI Loss:	27	RECORD	PCT. RANK	GAMES	SCHEDULE	OF SCHEDULE	RPI	RPI	RPI	RPI

DIV. I ONLY	5- 1	43	1- 1	110	121	44	44	6	6
DIV. I NON-CONF.	5- 1	43	1- 1	110	121	44	44	6	6
-----									
TOTALS	RPI 1-25	RPI 26-50	W-L RECORDS	RPI 51-100	RPI 101-150	RPI 150+			
5- 1	0- 0	0- 1	OVERALL	2- 0	0- 0	3- 0			
2- 0	0- 0	0- 0	HOME	0- 0	0- 0	2- 0			
1- 0	0- 0	0- 0	AWAY	0- 0	0- 0	1- 0			
2- 1	0- 0	0- 1	NEUTRAL	2- 0	0- 0	0- 0			
5- 1	0- 0	0- 1	NON-CONFERENCE	2- 0	0- 0	3- 0			
2- 0	0- 0	0- 0	HOME	0- 0	0- 0	2- 0			
1- 0	0- 0	0- 0	AWAY	0- 0	0- 0	1- 0			
2- 1	0- 0	0- 1	NEUTRAL	2- 0	0- 0	0- 0			
0- 0	0- 0	0- 0	CONFERENCE	0- 0	0- 0	0- 0			
0- 0	0- 0	0- 0	HOME	0- 0	0- 0	0- 0			
0- 0	0- 0	0- 0	AWAY	0- 0	0- 0	0- 0			
0- 0	0- 0	0- 0	NEUTRAL	0- 0	0- 0	0- 0			

RPI 1-25	RPI 26-50	Team's RPI: 44	RPI 51-100	RPI 101+
RPI S Opponent Score	RPI S Opponent Score		RPI S Opponent Score	RPI S Opponent Score
27 N Texas 52 69	70 N Missouri 70 54		86 N Washi ngton 80 73	253 H Mt. St. Mary's 88 40
				275 H Detroit Mercy 95 62
				283 A Western Mi ch. 79 42
LAST 12 Division I GAMES:				
86 N Washington 80 73	283 A Western Mi ch. 79 42		27 N Texas 52 69	253 H Mt. St. Mary's 88 40
70 N Missouri 70 54				
275 H Detroit Mercy 95 62				

Non-Div I Games:

Mi chi gan



Average RPI	Win: 213	WON-LOST RECORD	WINNING PCT. RANK	LAST 10 GAMES	STRENGTH OF SCHEDULE	OPP. STRENGTH OF SCHEDULE	TEAM RPI	ADJ. RPI	CONF. RPI	ADJ CONF. RPI
Average RPI	Loss: 5									
DIV. I ONLY		4- 1	56	1- 0	175	39	80	80	6	6
DIV. I NON-CONF.		4- 1	56	1- 0	175	39	80	80	6	6
-----										
TOTALS	RPI 1-25		RPI 26-50		W-L RECORDS		RPI 51-100		RPI 101-150	RPI 150+
4- 1	0- 1		0- 0		OVERALL		0- 0		1- 0	3- 0
3- 0	0- 0		0- 0		HOME		0- 0		1- 0	2- 0
0- 0	0- 0		0- 0		AWAY		0- 0		0- 0	0- 0
1- 1	0- 1		0- 0		NEUTRAL		0- 0		0- 0	1- 0
4- 1	0- 1		0- 0		NON-CONFERENCE		0- 0		1- 0	3- 0
3- 0	0- 0		0- 0		HOME		0- 0		1- 0	2- 0
0- 0	0- 0		0- 0		AWAY		0- 0		0- 0	0- 0
1- 1	0- 1		0- 0		NEUTRAL		0- 0		0- 0	1- 0
0- 0	0- 0		0- 0		CONFERENCE		0- 0		0- 0	0- 0
0- 0	0- 0		0- 0		HOME		0- 0		0- 0	0- 0
0- 0	0- 0		0- 0		AWAY		0- 0		0- 0	0- 0
0- 0	0- 0		0- 0		NEUTRAL		0- 0		0- 0	0- 0

RPI 1-25				RPI 26-50				RPI 51-100 Team's RPI: 80				RPI 101+			
RPI	S	Opponent	Score	RPI	S	Opponent	Score	RPI	S	Opponent	Score	RPI	S	Opponent	Score
5	N	NC State	74 78									134	H	Wright St.	84 68
												216	N	Kennesaw St.	75 51
												230	H	Bowling Green	99 69
												270	H	ETSU	75 53
-----															
LAST 12 Division I GAMES:															
				230	H	Bowling Green	99 69	216	N	Kennesaw St.	75 51				
								5	N	NC State	74 78				
								134	H	Wright St.	84 68				
								270	H	ETSU	75 53				

Non-Div I Games:

Michigan St.



Average RPI	Win:	226	WON-LOST	WINNING	LAST 10	STRENGTH OF	OPP. STRENGTH	TEAM	ADJ.	CONF.	ADJ CONF.
Average RPI	Loss:	83	RECORD	PCT. RANK	GAMES	SCHEDULE	OF SCHEDULE	RPI	RPI	RPI	RPI
DIV. I ONLY		5- 2		96	1- 0	185	116	118	118	16	16
DIV. I NON-CONF.		5- 2		96	1- 0	185	116	118	118	16	16
-----											
TOTALS	RPI 1-25		RPI 26-50		W-L RECORDS	RPI 51-100		RPI 101-150		RPI 150+	
5- 2	0- 1		0- 0		OVERALL	0- 0		0- 1		5- 0	
2- 1	0- 1		0- 0		HOME	0- 0		0- 0		2- 0	
2- 1	0- 0		0- 0		AWAY	0- 0		0- 1		2- 0	
1- 0	0- 0		0- 0		NEUTRAL	0- 0		0- 0		1- 0	
5- 2	0- 1		0- 0		NON-CONFERENCE	0- 0		0- 1		5- 0	
2- 1	0- 1		0- 0		HOME	0- 0		0- 0		2- 0	
2- 1	0- 0		0- 0		AWAY	0- 0		0- 1		2- 0	
1- 0	0- 0		0- 0		NEUTRAL	0- 0		0- 0		1- 0	
0- 0	0- 0		0- 0		CONFERENCE	0- 0		0- 0		0- 0	
0- 0	0- 0		0- 0		HOME	0- 0		0- 0		0- 0	
0- 0	0- 0		0- 0		AWAY	0- 0		0- 0		0- 0	
0- 0	0- 0		0- 0		NEUTRAL	0- 0		0- 0		0- 0	

RPI 1-25				RPI 26-50				RPI 51-100				RPI 101+ Team's RPI: 118			
RPI	S	Opponent	Score	RPI	S	Opponent	Score	RPI	S	Opponent	Score	RPI	S	Opponent	Score
19	H	Belmont	38 45									146	A	Tennessee Tech	64 68
												167	H	Vanderbilt	65 58
												207	H	Mississippi Val.	101 51
												219	A	UNLV	66 62
												238	A	Furman	78 71
												297	N	Dartmouth	70 58
-----															
LAST 12 Division I GAMES:															
219	A	UNLV	66 62	238	A	Furman	78 71	167	H	Vanderbilt	65 58				
297	N	Dartmouth	70 58												
207	H	Mississippi Val.	101 51												
19	H	Belmont	38 45												
146	A	Tennessee Tech	64 68												

Non-Div I Games:

Middle Tenn.



Average RPI	Win:	202	WON-LOST	WINNING	LAST 10	STRENGTH OF	OPP. STRENGTH	TEAM	ADJ.	CONF.	ADJ CONF.
Average RPI	Loss:	90	RECORD	PCT. RANK	GAMES	SCHEDULE	OF SCHEDULE	RPI	RPI	RPI	RPI
DIV. I ONLY		2- 4	214	1- 0	68	163	151	151	12	12	
DIV. I NON-CONF.		2- 4	214	1- 0	68	163	151	151	12	12	
-----											
TOTALS	RPI 1-25		RPI 26-50		W-L RECORDS	RPI 51-100		RPI 101-150		RPI 150+	
2- 4	0- 0		0- 0		OVERALL	0- 2		1- 2		1- 0	
1- 1	0- 0		0- 0		HOME	0- 0		0- 1		1- 0	
0- 3	0- 0		0- 0		AWAY	0- 2		0- 1		0- 0	
1- 0	0- 0		0- 0		NEUTRAL	0- 0		1- 0		0- 0	
2- 4	0- 0		0- 0		NON-CONFERENCE	0- 2		1- 2		1- 0	
1- 1	0- 0		0- 0		HOME	0- 0		0- 1		1- 0	
0- 3	0- 0		0- 0		AWAY	0- 2		0- 1		0- 0	
1- 0	0- 0		0- 0		NEUTRAL	0- 0		1- 0		0- 0	
0- 0	0- 0		0- 0		CONFERENCE	0- 0		0- 0		0- 0	
0- 0	0- 0		0- 0		HOME	0- 0		0- 0		0- 0	
0- 0	0- 0		0- 0		AWAY	0- 0		0- 0		0- 0	
0- 0	0- 0		0- 0		NEUTRAL	0- 0		0- 0		0- 0	

RPI 1-25				RPI 26-50				RPI 51-100				RPI 101+ Team's RPI: 151			
RPI	S	Opponent	Score	RPI	S	Opponent	Score	RPI	S	Opponent	Score	RPI	S	Opponent	Score
								52	A	Indiana	66 68	109	H	Wisconsin	57 68
								79	A	Saint Mary's (CA)	71 73	113	N	UC Riverside	56 54
												120	A	Fresno St.	48 65
												290	H	Columbia	78 65
-----															
LAST 12 Division I GAMES:															
				109	H	Wisconsin	57 68	113	N	UC Riverside	56 54				
				52	A	Indiana	66 68	79	A	Saint Mary's (CA)	71 73				
								120	A	Fresno St.	48 65				
								290	H	Columbia	78 65				

Non-Div I Games:



Average RPI	Win:	202	WON-LOST	WINNING	LAST 10	STRENGTH OF	OPP. STRENGTH	TEAM	ADJ.	CONF.	ADJ CONF.
Average RPI	Loss:	0	RECORD	PCT. RANK	GAMES	SCHEDULE	OF SCHEDULE	RPI	RPI	RPI	RPI
DIV. I ONLY		5- 0		1	1- 0	235	73	49	49	6	6
DIV. I NON-CONF.		5- 0		1	1- 0	235	73	49	49	6	6
-----											
TOTALS	RPI 1-25		RPI 26-50		W-L RECORDS	RPI 51-100		RPI 101-150		RPI 150+	
5- 0	0- 0		0- 0		OVERALL	1- 0		1- 0		3- 0	
4- 0	0- 0		0- 0		HOME	0- 0		1- 0		3- 0	
1- 0	0- 0		0- 0		AWAY	1- 0		0- 0		0- 0	
0- 0	0- 0		0- 0		NEUTRAL	0- 0		0- 0		0- 0	
5- 0	0- 0		0- 0		NON-CONFERENCE	1- 0		1- 0		3- 0	
4- 0	0- 0		0- 0		HOME	0- 0		1- 0		3- 0	
1- 0	0- 0		0- 0		AWAY	1- 0		0- 0		0- 0	
0- 0	0- 0		0- 0		NEUTRAL	0- 0		0- 0		0- 0	
0- 0	0- 0		0- 0		CONFERENCE	0- 0		0- 0		0- 0	
0- 0	0- 0		0- 0		HOME	0- 0		0- 0		0- 0	
0- 0	0- 0		0- 0		AWAY	0- 0		0- 0		0- 0	
0- 0	0- 0		0- 0		NEUTRAL	0- 0		0- 0		0- 0	

RPI 1-25	RPI 26-50	Team's RPI: 49	RPI 51-100	RPI 101+
RPI S Opponent Score	RPI S Opponent Score		RPI S Opponent Score	RPI S Opponent Score
			81 A Xavier 78 53	131 H Ark. -Pine Bluff 84 42
				232 H San Diego 53 48
				274 H Cornell 65 45
				292 H New Hampshi re 70 47
-----				
LAST 12 Division I GAMES:				
274 H Cornell 65 45	131 H Ark. -Pine Bluff 84 42	232 H San Diego 53 48	81 A Xavier 78 53	292 H New Hampshi re 70 47

Non-Div I Games:

Minnesota



Average RPI	Win:	183	WON-LOST	WINNING	LAST 10	STRENGTH OF	OPP. STRENGTH	TEAM	ADJ.	CONF.	ADJ CONF.
Average RPI	Loss:	0	RECORD	PCT. RANK	GAMES	SCHEDULE	OF SCHEDULE	RPI	RPI	RPI	RPI
DIV. I ONLY		6- 0		1	1- 0	321	18	98	98	3	3
DIV. I NON-CONF.		6- 0		1	1- 0	321	18	98	98	3	3
-----											
TOTALS	RPI 1-25		RPI 26-50		W-L RECORDS	RPI 51-100		RPI 101-150		RPI 150+	
6- 0	0- 0		1- 0		OVERALL	0- 0		1- 0		4- 0	
5- 0	0- 0		1- 0		HOME	0- 0		0- 0		4- 0	
1- 0	0- 0		0- 0		AWAY	0- 0		1- 0		0- 0	
0- 0	0- 0		0- 0		NEUTRAL	0- 0		0- 0		0- 0	
6- 0	0- 0		1- 0		NON-CONFERENCE	0- 0		1- 0		4- 0	
5- 0	0- 0		1- 0		HOME	0- 0		0- 0		4- 0	
1- 0	0- 0		0- 0		AWAY	0- 0		1- 0		0- 0	
0- 0	0- 0		0- 0		NEUTRAL	0- 0		0- 0		0- 0	
0- 0	0- 0		0- 0		CONFERENCE	0- 0		0- 0		0- 0	
0- 0	0- 0		0- 0		HOME	0- 0		0- 0		0- 0	
0- 0	0- 0		0- 0		AWAY	0- 0		0- 0		0- 0	
0- 0	0- 0		0- 0		NEUTRAL	0- 0		0- 0		0- 0	

RPI	S	Opponent	Score	RPI	S	Opponent	Score	RPI	S	Opponent	Score	RPI	S	Opponent	Score
				40	H	Lamar University	104 53					148	A	Virginia	72 44
												174	H	Coppin St.	110 38
												175	H	Southeast Mo. St.	88 53
												238	H	Furman	106 41
												320	H	Jackson St.	105 38
LAST 12 Division I GAMES:															
				175	H	Southeast Mo. St.	88 53	320	H	Jackson St.	105 38				
								238	H	Furman	106 41				
								174	H	Coppin St.	110 38				
								40	H	Lamar University	104 53				
								148	A	Virginia	72 44				

Non-Div I Games:

Mississippi St.



Average RPI Win: 337		WON-LOST	WINNING	LAST 10	STRENGTH OF	OPP. STRENGTH	TEAM	ADJ.	CONF.	ADJ CONF.
Loss: 149		RECORD	PCT. RANK	GAMES	SCHEDULE	OF SCHEDULE	RPI	RPI	RPI	RPI
DIV. I ONLY		1- 5	291	0- 1	88	299	207	207	27	27
DIV. I NON-CONF.		1- 5	291	0- 1	88	299	207	207	27	27
TOTALS		RPI 1-25	RPI 26-50	W-L RECORDS		RPI 51-100	RPI 101-150	RPI 150+		
1- 5	0- 0		0- 1	OVERALL		0- 0	0- 2	1- 2		
0- 0	0- 0		0- 0	HOME		0- 0	0- 0	0- 0		
1- 4	0- 0		0- 1	AWAY		0- 0	0- 2	1- 1		
0- 1	0- 0		0- 0	NEUTRAL		0- 0	0- 0	0- 1		
1- 5	0- 0		0- 1	NON-CONFERENCE		0- 0	0- 2	1- 2		
0- 0	0- 0		0- 0	HOME		0- 0	0- 0	0- 0		
1- 4	0- 0		0- 1	AWAY		0- 0	0- 2	1- 1		
0- 1	0- 0		0- 0	NEUTRAL		0- 0	0- 0	0- 1		
0- 0	0- 0		0- 0	CONFERENCE		0- 0	0- 0	0- 0		
0- 0	0- 0		0- 0	HOME		0- 0	0- 0	0- 0		
0- 0	0- 0		0- 0	AWAY		0- 0	0- 0	0- 0		
0- 0	0- 0		0- 0	NEUTRAL		0- 0	0- 0	0- 0		

RPI 1-25				RPI 26-50				RPI 51-100				RPI 101+				Team's RPI : 207	
RPI	S	Opponent	Score	RPI	S	Opponent	Score	RPI	S	Opponent	Score	RPI	S	Opponent	Score		
				48	A	TCU	47 96					118	A	Middle Tenn.	51 101		
												144	A	SMU	47 62		
												170	N	Troy	54 75		
												265	A	Southern Miss.	60 67		
												337	A	Austin Peay	95 89		
LAST 12 Division I GAMES:																	
				170	N	Troy	54 75	48	A	TCU	47 96						
				265	A	Southern Miss.	60 67										
				118	A	Middle Tenn.	51 101										
				337	A	Austin Peay	95 89										
				144	A	SMU	47 62										

Non-Div I Games:

Mi ssi ssi ppi Val .



M  
i  
s  
s  
o  
u  
r  
i

Mi ssouri				Through Games Of Nov. 26, 2018								
Average RPI Win:		149	WON-LOST RECORD	WINNING PCT. RANK	LAST 10 GAMES	STRENGTH OF SCHEDULE	OPP. STRENGTH OF SCHEDULE	TEAM RPI	ADJ. RPI	CONF. RPI	ADJ CONF. RPI	
Average RPI Loss:		34										
DI V. I ONLY			5- 2	96	1- 0	120	33	70	70	3	3	
DI V. I NON-CONF.			5- 2	96	1- 0	120	33	70	70	3	3	
-----												
TOTALS		RPI 1-25	RPI 26-50		W-L RECORDS		RPI 51-100	RPI 101-150	RPI 150+			
5- 2		0- 1	1- 1		OVERALL		0- 0	1- 0	3- 0			
2- 1		0- 1	0- 0		HOME		0- 0	0- 0	2- 0			
1- 0		0- 0	0- 0		AWAY		0- 0	0- 0	1- 0			
2- 1		0- 0	1- 1		NEUTRAL		0- 0	1- 0	0- 0			
5- 2		0- 1	1- 1		NON-CONFERENCE		0- 0	1- 0	3- 0			
2- 1		0- 1	0- 0		HOME		0- 0	0- 0	2- 0			
1- 0		0- 0	0- 0		AWAY		0- 0	0- 0	1- 0			
2- 1		0- 0	1- 1		NEUTRAL		0- 0	1- 0	0- 0			
0- 0		0- 0	0- 0		CONFERENCE		0- 0	0- 0	0- 0			
0- 0		0- 0	0- 0		HOME		0- 0	0- 0	0- 0			
0- 0		0- 0	0- 0		AWAY		0- 0	0- 0	0- 0			
0- 0		0- 0	0- 0		NEUTRAL		0- 0	0- 0	0- 0			
-----												
RPI 1-25				RPI 26-50				Team's RPI: 70		RPI 101+		
RPI	S	Opponent	Score	RPI	S	Opponent	Score	RPI	S	Opponent	Score	
23	H	Green Bay	49 56	44	N	Mi chi gan	54 70			127	N Duke	62 54
				47	N	Qui nni pi ac	65 51			169	H SIUE	59 36
										200	H Mi ssouri St.	65 61
										203	A Western Ill.	89 64
-----												
LAST 12 Di vi si on I GAMES:												
200	H	Mi ssouri St.	65 61	127	N	Duke	62 54					
203	A	Western Ill.	89 64	47	N	Qui nni pi ac	65 51					
				44	N	Mi chi gan	54 70					
				169	H	SIUE	59 36					
				23	H	Green Bay	49 56					

M  
i  
s  
s  
o  
u  
r  
i

Non-Div I Games:

Mi ssouri



Average RPI	Win: 322	WON-LOST RECORD	WINNING PCT. RANK	LAST 10 GAMES	STRENGTH OF SCHEDULE	OPP. STRENGTH OF SCHEDULE	TEAM RPI	ADJ. RPI	CONF. RPI	ADJ CONF. RPI
Average RPI	Loss: 83									
DIV. I ONLY	1- 3	249	0- 1	82	238	200	200	15	15	
DIV. I NON-CONF.	1- 3	249	0- 1	82	238	200	200	15	15	
-----										
TOTALS	RPI 1-25	RPI 26-50	W-L RECORDS	RPI 51-100	RPI 101-150	RPI 150+				
1- 3	0- 0	0- 1	OVERALL	0- 1	0- 1	1- 0				
1- 0	0- 0	0- 0	HOME	0- 0	0- 0	1- 0				
0- 3	0- 0	0- 1	AWAY	0- 1	0- 1	0- 0				
0- 0	0- 0	0- 0	NEUTRAL	0- 0	0- 0	0- 0				
1- 3	0- 0	0- 1	NON-CONFERENCE	0- 1	0- 1	1- 0				
1- 0	0- 0	0- 0	HOME	0- 0	0- 0	1- 0				
0- 3	0- 0	0- 1	AWAY	0- 1	0- 1	0- 0				
0- 0	0- 0	0- 0	NEUTRAL	0- 0	0- 0	0- 0				
0- 0	0- 0	0- 0	CONFERENCE	0- 0	0- 0	0- 0				
0- 0	0- 0	0- 0	HOME	0- 0	0- 0	0- 0				
0- 0	0- 0	0- 0	AWAY	0- 0	0- 0	0- 0				
0- 0	0- 0	0- 0	NEUTRAL	0- 0	0- 0	0- 0				

RPI	S	Opponent	Score	RPI	S	Opponent	Score	RPI	S	Opponent	Score	Team's RPI: 200
39	A	Santa Clara	73 77	70	A	Missouri	61 65	139	A	Wichita St.	60 63	
								322	H	Ball St.	74 54	
LAST 12 Division I GAMES:												
39	A	Santa Clara	73 77									
322	H	Ball St.	74 54									
70	A	Missouri	61 65									
139	A	Wichita St.	60 63									

Non-Div I Games:

Missouri St.



Average RPI	Win:	305	WON-LOST	WINNING	LAST 10	STRENGTH OF	OPP. STRENGTH	TEAM	ADJ.	CONF.	ADJ CONF.
Average RPI	Loss:	86	RECORD	PCT. RANK	GAMES	SCHEDULE	OF SCHEDULE	RPI	RPI	RPI	RPI
DIV. I ONLY		2- 4	214	1- 0	43	288	138	138	29	29	
DIV. I NON-CONF.		2- 4	214	1- 0	43	288	138	138	29	29	
-----											
TOTALS	RPI 1-25		RPI 26-50		W-L RECORDS	RPI 51-100		RPI 101-150		RPI 150+	
2- 4	0- 1		0- 0		OVERALL	0- 2		0- 0		2- 1	
1- 1	0- 1		0- 0		HOME	0- 0		0- 0		1- 0	
1- 3	0- 0		0- 0		AWAY	0- 2		0- 0		1- 1	
0- 0	0- 0		0- 0		NEUTRAL	0- 0		0- 0		0- 0	
2- 4	0- 1		0- 0		NON-CONFERENCE	0- 2		0- 0		2- 1	
1- 1	0- 1		0- 0		HOME	0- 0		0- 0		1- 0	
1- 3	0- 0		0- 0		AWAY	0- 2		0- 0		1- 1	
0- 0	0- 0		0- 0		NEUTRAL	0- 0		0- 0		0- 0	
0- 0	0- 0		0- 0		CONFERENCE	0- 0		0- 0		0- 0	
0- 0	0- 0		0- 0		HOME	0- 0		0- 0		0- 0	
0- 0	0- 0		0- 0		AWAY	0- 0		0- 0		0- 0	
0- 0	0- 0		0- 0		NEUTRAL	0- 0		0- 0		0- 0	

RPI 1-25				RPI 26-50				RPI 51-100				RPI 101+ Team's RPI: 138			
RPI	S	Opponent	Score	RPI	S	Opponent	Score	RPI	S	Opponent	Score	RPI	S	Opponent	Score
24	H	Bucknell	32 70					77	A	Virginia Tech	49 82	153	A	Lehigh	48 63
								88	A	East Carolina	67 73	295	A	Sacred Heart	55 50
												314	H	Albany (NY)	64 56
-----															
								LAST 12 Division I GAMES:							
								295	A	Sacred Heart	55 50				
								314	H	Albany (NY)	64 56				
								77	A	Virginia Tech	49 82				
								153	A	Lehigh	48 63				
								88	A	East Carolina	67 73				
								24	H	Bucknell	32 70				

Non-Div I Games:

Monmouth



Average RPI	Win:	0	WON-LOST	WINNING	LAST 10	STRENGTH OF	OPP. STRENGTH	TEAM	ADJ.	CONF.	ADJ CONF.
Average RPI	Loss:	82	RECORD	PCT. RANK	GAMES	SCHEDULE	OF SCHEDULE	RPI	RPI	RPI	RPI
DIV. I ONLY		0- 2	310	0- 1	11	298	176	176	9	9	
DIV. I NON-CONF.		0- 2	310	0- 1	11	298	176	176	9	9	
-----											
TOTALS	RPI 1-25		RPI 26-50		W-L RECORDS	RPI 51-100	RPI 101-150		RPI 150+		
0- 2	0- 0		0- 0		OVERALL	0- 2	0- 0		0- 0		
0- 1	0- 0		0- 0		HOME	0- 1	0- 0		0- 0		
0- 1	0- 0		0- 0		AWAY	0- 1	0- 0		0- 0		
0- 0	0- 0		0- 0		NEUTRAL	0- 0	0- 0		0- 0		
0- 2	0- 0		0- 0		NON-CONFERENCE	0- 2	0- 0		0- 0		
0- 1	0- 0		0- 0		HOME	0- 1	0- 0		0- 0		
0- 1	0- 0		0- 0		AWAY	0- 1	0- 0		0- 0		
0- 0	0- 0		0- 0		NEUTRAL	0- 0	0- 0		0- 0		
0- 0	0- 0		0- 0		CONFERENCE	0- 0	0- 0		0- 0		
0- 0	0- 0		0- 0		HOME	0- 0	0- 0		0- 0		
0- 0	0- 0		0- 0		AWAY	0- 0	0- 0		0- 0		
0- 0	0- 0		0- 0		NEUTRAL	0- 0	0- 0		0- 0		

RPI 1-25				RPI 26-50				RPI 51-100				RPI 101+ Team's RPI: 176			
RPI	S	Opponent	Score	RPI	S	Opponent	Score	RPI	S	Opponent	Score	RPI	S	Opponent	Score
								72	A	Gonzaga	52	76			
								92	H	South Dakota	41	64			
LAST 12 Division I GAMES:															
						92	H	South Dakota	41	64					
						72	A	Gonzaga	52	76					

Non-Div I Games: Providence (MT) 90 45

Montana



Average RPI	Win:	179	WON-LOST	WINNING	LAST 10	STRENGTH OF	OPP. STRENGTH	TEAM	ADJ.	CONF.	ADJ CONF.
Average RPI	Loss:	11	RECORD	PCT. RANK	GAMES	SCHEDULE	OF SCHEDULE	RPI	RPI	RPI	RPI
DIV. I ONLY		2- 1		105	1- 0	50	92	21	21	9	9
DIV. I NON-CONF.		2- 1		105	1- 0	50	92	21	21	9	9
-----											
TOTALS	RPI 1-25		RPI 26-50		W-L RECORDS	RPI 51-100		RPI 101-150		RPI 150+	
2- 1	0- 1		0- 0		OVERALL	0- 0		0- 0		2- 0	
0- 0	0- 0		0- 0		HOME	0- 0		0- 0		0- 0	
1- 1	0- 1		0- 0		AWAY	0- 0		0- 0		1- 0	
1- 0	0- 0		0- 0		NEUTRAL	0- 0		0- 0		1- 0	
2- 1	0- 1		0- 0		NON-CONFERENCE	0- 0		0- 0		2- 0	
0- 0	0- 0		0- 0		HOME	0- 0		0- 0		0- 0	
1- 1	0- 1		0- 0		AWAY	0- 0		0- 0		1- 0	
1- 0	0- 0		0- 0		NEUTRAL	0- 0		0- 0		1- 0	
0- 0	0- 0		0- 0		CONFERENCE	0- 0		0- 0		0- 0	
0- 0	0- 0		0- 0		HOME	0- 0		0- 0		0- 0	
0- 0	0- 0		0- 0		AWAY	0- 0		0- 0		0- 0	
0- 0	0- 0		0- 0		NEUTRAL	0- 0		0- 0		0- 0	

RPI 1-25 Team's RPI: 21				RPI 26-50				RPI 51-100				RPI 101+			
RPI	S	Opponent	Score	RPI	S	Opponent	Score	RPI	S	Opponent	Score	RPI	S	Opponent	Score
11	A	Marquette	52 100									168	N	Delaware	69 60
												190	A	Texas St.	67 59
LAST 12 Division I GAMES:															
				190	A	Texas St.	67 59								
				168	N	Delaware	69 60								
				11	A	Marquette	52 100								

Non-Div I Games: Carroll (MT) 64 48

Montana St.



Average RPI Win:	278	WON-LOST	WINNING	LAST 10	STRENGTH OF	OPP. STRENGTH	TEAM	ADJ.	CONF.	ADJ CONF.
Average RPI Loss:	214	RECORD	PCT. RANK	GAMES	SCHEDULE	OF SCHEDULE	RPI	RPI	RPI	RPI
DIV. I ONLY	4- 1	56	0- 0	305	213	204	204	14	14	
DIV. I NON-CONF.	4- 1	56	0- 0	305	213	204	204	14	14	
-----										
TOTALS	RPI 1-25	RPI 26-50	W-L RECORDS	RPI 51-100	RPI 101-150	RPI 150+				
4- 1	0- 0	0- 0	OVERALL	0- 0	0- 0	4- 1				
2- 1	0- 0	0- 0	HOME	0- 0	0- 0	2- 1				
2- 0	0- 0	0- 0	AWAY	0- 0	0- 0	2- 0				
0- 0	0- 0	0- 0	NEUTRAL	0- 0	0- 0	0- 0				
4- 1	0- 0	0- 0	NON-CONFERENCE	0- 0	0- 0	4- 1				
2- 1	0- 0	0- 0	HOME	0- 0	0- 0	2- 1				
2- 0	0- 0	0- 0	AWAY	0- 0	0- 0	2- 0				
0- 0	0- 0	0- 0	NEUTRAL	0- 0	0- 0	0- 0				
0- 0	0- 0	0- 0	CONFERENCE	0- 0	0- 0	0- 0				
0- 0	0- 0	0- 0	HOME	0- 0	0- 0	0- 0				
0- 0	0- 0	0- 0	AWAY	0- 0	0- 0	0- 0				
0- 0	0- 0	0- 0	NEUTRAL	0- 0	0- 0	0- 0				

RPI 1-25				RPI 26-50				RPI 51-100				RPI 101+ Team's RPI: 204			
RPI	S	Opponent	Score	RPI	S	Opponent	Score	RPI	S	Opponent	Score	RPI	S	Opponent	Score
												180	A	Gardner-Webb	84 69
												214	H	St. Francis Brooklyn	94 101
												304	H	Valparaiso	68 62
												307	H	Chicago St.	104 68
												319	A	N. C. A&T	72 67
-----															
LAST 12 Division I GAMES:															
				214	H	St. Francis Brooklyn	94 101	307	H	Chicago St.	104 68				
								304	H	Valparaiso	68 62				
								180	A	Gardner-Webb	84 69				
								319	A	N. C. A&T	72 67				

Non-Div I Games: Alice Lloyd 121 56 Ky. Christian 119 28

Morehead St.



Average RPI Win:	0	WON-LOST	WINNING	LAST 10	STRENGTH OF	OPP. STRENGTH	TEAM	ADJ.	CONF.	ADJ CONF.
Average RPI Loss:	194	RECORD	PCT. RANK	GAMES	SCHEDULE	OF SCHEDULE	RPI	RPI	RPI	RPI
DIV. I ONLY	0- 6	310	0- 1	286	233	341	341	32	32	
DIV. I NON-CONF.	0- 6	310	0- 1	286	233	341	341	32	32	
-----										
TOTALS	RPI 1-25	RPI 26-50	W-L RECORDS	RPI 51-100	RPI 101-150	RPI 150+				
0- 6	0- 0	0- 0	OVERALL	0- 1	0- 1	0- 4				
0- 1	0- 0	0- 0	HOME	0- 0	0- 0	0- 1				
0- 2	0- 0	0- 0	AWAY	0- 1	0- 0	0- 1				
0- 3	0- 0	0- 0	NEUTRAL	0- 0	0- 1	0- 2				
0- 6	0- 0	0- 0	NON-CONFERENCE	0- 1	0- 1	0- 4				
0- 1	0- 0	0- 0	HOME	0- 0	0- 0	0- 1				
0- 2	0- 0	0- 0	AWAY	0- 1	0- 0	0- 1				
0- 3	0- 0	0- 0	NEUTRAL	0- 0	0- 1	0- 2				
0- 0	0- 0	0- 0	CONFERENCE	0- 0	0- 0	0- 0				
0- 0	0- 0	0- 0	HOME	0- 0	0- 0	0- 0				
0- 0	0- 0	0- 0	AWAY	0- 0	0- 0	0- 0				
0- 0	0- 0	0- 0	NEUTRAL	0- 0	0- 0	0- 0				

RPI 1-25				RPI 26-50				RPI 51-100				RPI 101+				Team's RPI: 341	
RPI	S	Opponent	Score	RPI	S	Opponent	Score	RPI	S	Opponent	Score	RPI	S	Opponent	Score		
								84	A	SFA	42	69	108	N	Maryl and	44	68
													202	A	Hartford	59	80
													206	N	Georgi a	33	60
													264	H	Central Conn. St.	36	60
													298	N	Niagara	57	67
-----																	
LAST 12 Division I GAMES:																	
				108	N	Maryl and	44	68	298	N	Niagara	57	67				
				206	N	Georgi a	33	60	264	H	Central Conn. St.	36	60				
				84	A	SFA	42	69									
				202	A	Hartford	59	80									

Non-Div I Games: Washington Adventist 60 43 Lincoln (PA) 46 51

Morgan St.



M  
t  
.  
S  
t  
.  
M  
a  
r  
y  
.  
s

Mt. St. Mary's			Through Games Of Nov. 26, 2018								
Average RPI	Win:	163	WON-LOST RECORD	WINNING PCT. RANK	LAST 10 GAMES	STRENGTH OF SCHEDULE	OPP. STRENGTH OF SCHEDULE	TEAM RPI	ADJ. RPI	CONF. RPI	ADJ CONF. RPI
Average RPI	Loss:	158									
DIV. I ONLY			1- 3	249	1- 0	162	200	253	253	31	31
DIV. I NON-CONF.			1- 3	249	1- 0	162	200	253	253	31	31
-----											
TOTALS		RPI 1-25	RPI 26-50		W-L RECORDS		RPI 51-100		RPI 101-150		RPI 150+
1- 3		0- 0	0- 1		OVERALL		0- 0		0- 0		1- 2
1- 0		0- 0	0- 0		HOME		0- 0		0- 0		1- 0
0- 3		0- 0	0- 1		AWAY		0- 0		0- 0		0- 2
0- 0		0- 0	0- 0		NEUTRAL		0- 0		0- 0		0- 0
1- 3		0- 0	0- 1		NON-CONFERENCE		0- 0		0- 0		1- 2
1- 0		0- 0	0- 0		HOME		0- 0		0- 0		1- 0
0- 3		0- 0	0- 1		AWAY		0- 0		0- 0		0- 2
0- 0		0- 0	0- 0		NEUTRAL		0- 0		0- 0		0- 0
0- 0		0- 0	0- 0		CONFERENCE		0- 0		0- 0		0- 0
0- 0		0- 0	0- 0		HOME		0- 0		0- 0		0- 0
0- 0		0- 0	0- 0		AWAY		0- 0		0- 0		0- 0
0- 0		0- 0	0- 0		NEUTRAL		0- 0		0- 0		0- 0

M  
t  
.  
S  
t  
.  
M  
a  
r  
y  
.  
s

RPI 1-25				RPI 26-50				RPI 51-100				RPI 101+ Team's RPI: 253			
RPI	S	Opponent	Score	RPI	S	Opponent	Score	RPI	S	Opponent	Score	RPI	S	Opponent	Score
				44	A	Mi chi gan	40 88					160	A	Duquesne	64 73
												163	H	Towson	87 78
												271	A	Ri der	67 85
LAST 12 Division I GAMES:															
				163	H	Towson	87 78	160	A	Duquesne	64 73				
				271	A	Ri der	67 85	44	A	Mi chi gan	40 88				

Non-Div I Games: Washington Col. 74 50

Mt. St. Mary's



Average RPI Win:	309	WON-LOST	WINNING	LAST 10	STRENGTH OF	OPP. STRENGTH	TEAM	ADJ.	CONF.	ADJ CONF.
Average RPI Loss:	26	RECORD	PCT. RANK	GAMES	SCHEDULE	OF SCHEDULE	RPI	RPI	RPI	RPI

DIV. I ONLY	2- 1	105	1- 0	94	328	111	111	14	14
DIV. I NON-CONF.	2- 1	105	1- 0	94	328	111	111	14	14
-----									
TOTALS	RPI 1-25	RPI 26-50	W-L RECORDS	RPI 51-100	RPI 101-150	RPI 150+			
2- 1	0- 0	0- 1	OVERALL	0- 0	0- 0	2- 0			
2- 0	0- 0	0- 0	HOME	0- 0	0- 0	2- 0			
0- 1	0- 0	0- 1	AWAY	0- 0	0- 0	0- 0			
0- 0	0- 0	0- 0	NEUTRAL	0- 0	0- 0	0- 0			
2- 1	0- 0	0- 1	NON-CONFERENCE	0- 0	0- 0	2- 0			
2- 0	0- 0	0- 0	HOME	0- 0	0- 0	2- 0			
0- 1	0- 0	0- 1	AWAY	0- 0	0- 0	0- 0			
0- 0	0- 0	0- 0	NEUTRAL	0- 0	0- 0	0- 0			
0- 0	0- 0	0- 0	CONFERENCE	0- 0	0- 0	0- 0			
0- 0	0- 0	0- 0	HOME	0- 0	0- 0	0- 0			
0- 0	0- 0	0- 0	AWAY	0- 0	0- 0	0- 0			
0- 0	0- 0	0- 0	NEUTRAL	0- 0	0- 0	0- 0			

RPI 1-25				RPI 26-50				RPI 51-100				RPI 101+ Team's RPI: 111			
RPI	S	Opponent	Score	RPI	S	Opponent	Score	RPI	S	Opponent	Score	RPI	S	Opponent	Score
				26	A	Butler	65 86					288	H	Lipscomb	97 61
												329	H	Evansville	81 53
LAST 12 Division I GAMES:															
								288	H	Lipscomb	97 61				
								26	A	Butler	65 86				
								329	H	Evansville	81 53				

Non-Div I Games: Oakland City 113 55

Murray St.







Average RPI Win:	0	WON-LOST	WINNING	LAST 10	STRENGTH OF	OPP. STRENGTH	TEAM	ADJ.	CONF.	ADJ CONF.
Average RPI Loss:	231	RECORD	PCT. RANK	GAMES	SCHEDULE	OF SCHEDULE	RPI	RPI	RPI	RPI

DIV. I ONLY	0- 6	310	0- 1	345	245	349	349	32	32
DIV. I NON-CONF.	0- 6	310	0- 1	345	245	349	349	32	32
-----									
TOTALS	RPI 1-25	RPI 26-50	W-L RECORDS	RPI 51-100	RPI 101-150	RPI 150+			
0- 6	0- 0	0- 0	OVERALL	0- 1	0- 1	0- 4			
0- 3	0- 0	0- 0	HOME	0- 0	0- 1	0- 2			
0- 3	0- 0	0- 0	AWAY	0- 1	0- 0	0- 2			
0- 0	0- 0	0- 0	NEUTRAL	0- 0	0- 0	0- 0			
0- 6	0- 0	0- 0	NON-CONFERENCE	0- 1	0- 1	0- 4			
0- 3	0- 0	0- 0	HOME	0- 0	0- 1	0- 2			
0- 3	0- 0	0- 0	AWAY	0- 1	0- 0	0- 2			
0- 0	0- 0	0- 0	NEUTRAL	0- 0	0- 0	0- 0			
0- 0	0- 0	0- 0	CONFERENCE	0- 0	0- 0	0- 0			
0- 0	0- 0	0- 0	HOME	0- 0	0- 0	0- 0			
0- 0	0- 0	0- 0	AWAY	0- 0	0- 0	0- 0			
0- 0	0- 0	0- 0	NEUTRAL	0- 0	0- 0	0- 0			

RPI 1-25	RPI 26-50	RPI 51-100	RPI 101+	Team's RPI: 349
RPI S Opponent Score	RPI S Opponent Score	RPI S Opponent Score	RPI S Opponent Score	
		91 A Iowa 39 106	141 H UNCW 82 89	
			267 A High Point 69 80	
			268 H El on 54 83	
			306 A Winthrop 41 66	
			310 H USC Upstate 63 82	
LAST 12 Division I GAMES:				
310 H USC Upstate 63 82	91 A Iowa 39 106	306 A Winthrop 41 66	268 H El on 54 83	267 A High Point 69 80
141 H UNCW 82 89				

Non-Div I Games: Johnson & Wales (NC) 5 43

N. C. Central



N  
C  
S  
t  
a  
t  
e

NC State						Through Games Of Nov. 26, 2018																	
Average RPI Win:		127		WON-LOST		WINNING		LAST 10		STRENGTH OF		OPP. STRENGTH		TEAM		ADJ.		CONF.		ADJ CONF.			
Average RPI Loss:		0		RECORD		PCT. RANK		GAMES		SCHEDULE		OF SCHEDULE		RPI		RPI		RPI		RPI			
DIV. I ONLY		6- 0		1		1- 0		28		85		5		5		1		1					
DIV. I NON-CONF.		6- 0		1		1- 0		28		85		5		5		1		1					
-----																							
TOTALS		RPI 1-25		RPI 26-50		W-L RECORDS		RPI 51-100		RPI 101-150		RPI 150+											
6- 0		1- 0		0- 0		OVERALL		2- 0		0- 0		3- 0											
4- 0		1- 0		0- 0		HOME		1- 0		0- 0		2- 0											
0- 0		0- 0		0- 0		AWAY		0- 0		0- 0		0- 0											
2- 0		0- 0		0- 0		NEUTRAL		1- 0		0- 0		1- 0											
6- 0		1- 0		0- 0		NON-CONFERENCE		2- 0		0- 0		3- 0											
4- 0		1- 0		0- 0		HOME		1- 0		0- 0		2- 0											
0- 0		0- 0		0- 0		AWAY		0- 0		0- 0		0- 0											
2- 0		0- 0		0- 0		NEUTRAL		1- 0		0- 0		1- 0											
0- 0		0- 0		0- 0		CONFERENCE		0- 0		0- 0		0- 0											
0- 0		0- 0		0- 0		HOME		0- 0		0- 0		0- 0											
0- 0		0- 0		0- 0		AWAY		0- 0		0- 0		0- 0											
0- 0		0- 0		0- 0		NEUTRAL		0- 0		0- 0		0- 0											
-----																							
RPI 1-25				Team's RPI: 5				RPI 26-50				RPI 51-100				RPI 101+							
RPI	S	Opponent		Score		RPI	S	Opponent		Score		RPI	S	Opponent		Score		RPI	S	Opponent		Score	
19	H	Belmont		77 62								80	N	Michigan St.		78 74		167	H	Vanderbil t		74 54	
												83	H	Kent St.		78 61		192	H	Radford		75 58	
																		223	N	George Washington		69 61	
-----																							
LAST 12 Division I GAMES:																							
192		H Radford		75 58		223		N George Washington		69 61													
167		H Vanderbil t		74 54		80		N Mi chigan St.		78 74													
83		H Kent St.		78 61																			
19		H Belmont		77 62																			

N  
C  
S  
t  
a  
t  
e

Non-Div I Games:

NC State



Average RPI Win:	279	WON-LOST	WINNING	LAST 10	STRENGTH OF	OPP. STRENGTH	TEAM	ADJ.	CONF.	ADJ CONF.
Average RPI Loss:	234	RECORD	PCT. RANK	GAMES	SCHEDULE	OF SCHEDULE	RPI	RPI	RPI	RPI
DIV. I ONLY	1- 6	306	0- 1	292	307	336	336	26	26	
DIV. I NON-CONF.	1- 6	306	0- 1	292	307	336	336	26	26	
-----										
TOTALS	RPI 1-25	RPI 26-50	W-L RECORDS	RPI 51-100	RPI 101-150	RPI 150+				
1- 6	0- 0	0- 0	OVERALL	0- 0	0- 1	1- 5				
1- 1	0- 0	0- 0	HOME	0- 0	0- 0	1- 1				
0- 5	0- 0	0- 0	AWAY	0- 0	0- 1	0- 4				
0- 0	0- 0	0- 0	NEUTRAL	0- 0	0- 0	0- 0				
1- 6	0- 0	0- 0	NON-CONFERENCE	0- 0	0- 1	1- 5				
1- 1	0- 0	0- 0	HOME	0- 0	0- 0	1- 1				
0- 5	0- 0	0- 0	AWAY	0- 0	0- 1	0- 4				
0- 0	0- 0	0- 0	NEUTRAL	0- 0	0- 0	0- 0				
0- 0	0- 0	0- 0	CONFERENCE	0- 0	0- 0	0- 0				
0- 0	0- 0	0- 0	HOME	0- 0	0- 0	0- 0				
0- 0	0- 0	0- 0	AWAY	0- 0	0- 0	0- 0				
0- 0	0- 0	0- 0	NEUTRAL	0- 0	0- 0	0- 0				

RPI 1-25				RPI 26-50				RPI 51-100				RPI 101+ Team's RPI: 336			
RPI	S	Opponent	Score	RPI	S	Opponent	Score	RPI	S	Opponent	Score	RPI	S	Opponent	Score
												124	A	Penn	42 85
												175	H	Southeast Mo. St.	58 68
												220	A	West Virginia	50 95
												227	A	Saint Peter's	57 70
												279	H	Western Caro.	79 71
												315	A	Howard	57 77
												342	A	Fairleigh Dickinson	43 64
LAST 12 Division I GAMES:															
175	H	Southeast Mo. St.	58 68	342	A	Fairleigh Dickinson	43 64	124	A	Penn	42 85	220	A	West Virginia	50 95
279	H	Western Caro.	79 71	227	A	Saint Peter's	57 70	315	A	Howard	57 77	227	A	Saint Peter's	57 70

Non-Div I Games:

NJIT



Average RPI	Win:	319	WON-LOST	WINNING	LAST 10	STRENGTH OF	OPP. STRENGTH	TEAM	ADJ.	CONF.	ADJ CONF.
Average RPI	Loss:	160	RECORD	PCT. RANK	GAMES	SCHEDULE	OF SCHEDULE	RPI	RPI	RPI	RPI
DIV. I ONLY		1- 3	249	1- 0	266	209	317	317	21	21	
DIV. I NON-CONF.		1- 3	249	1- 0	266	209	317	317	21	21	
-----											
TOTALS	RPI 1-25		RPI 26-50		W-L RECORDS	RPI 51-100		RPI 101-150		RPI 150+	
1- 3	0- 0		0- 0		OVERALL	0- 0		0- 2		1- 1	
1- 2	0- 0		0- 0		HOME	0- 0		0- 2		1- 0	
0- 1	0- 0		0- 0		AWAY	0- 0		0- 0		0- 1	
0- 0	0- 0		0- 0		NEUTRAL	0- 0		0- 0		0- 0	
1- 3	0- 0		0- 0		NON-CONFERENCE	0- 0		0- 2		1- 1	
1- 2	0- 0		0- 0		HOME	0- 0		0- 2		1- 0	
0- 1	0- 0		0- 0		AWAY	0- 0		0- 0		0- 1	
0- 0	0- 0		0- 0		NEUTRAL	0- 0		0- 0		0- 0	
0- 0	0- 0		0- 0		CONFERENCE	0- 0		0- 0		0- 0	
0- 0	0- 0		0- 0		HOME	0- 0		0- 0		0- 0	
0- 0	0- 0		0- 0		AWAY	0- 0		0- 0		0- 0	
0- 0	0- 0		0- 0		NEUTRAL	0- 0		0- 0		0- 0	

RPI 1-25				RPI 26-50				RPI 51-100				RPI 101+ Team's RPI: 317			
RPI	S	Opponent	Score	RPI	S	Opponent	Score	RPI	S	Opponent	Score	RPI	S	Opponent	Score
												124	H	Penn	61 65
												137	H	Marist	48 72
												218	A	Norfol k St.	58 65
												319	H	N. C. A&T	72 49
-----															
LAST 12 Division I GAMES:															
				124	H	Penn	61 65	319	H	N. C. A&T	72 49				
				218	A	Norfol k St.	58 65								
				137	H	Marist	48 72								

Non-Div I Games: Catholic 81 36

Navy



Average RPI	Win:	251	WON-LOST	WINNING	LAST 10	STRENGTH OF	OPP. STRENGTH	TEAM	ADJ.	CONF.	ADJ CONF.
Average RPI	Loss:	111	RECORD	PCT. RANK	GAMES	SCHEDULE	OF SCHEDULE	RPI	RPI	RPI	RPI
DIV. I ONLY		2- 3	192	1- 0	97	222	179	179	6	6	
DIV. I NON-CONF.		2- 3	192	1- 0	97	222	179	179	6	6	
-----											
TOTALS	RPI 1-25		RPI 26-50		W-L RECORDS	RPI 51-100	RPI 101-150		RPI 150+		
2- 3	0- 2		0- 0		OVERALL	0- 0	0- 0		2- 1		
1- 1	0- 1		0- 0		HOME	0- 0	0- 0		1- 0		
0- 2	0- 1		0- 0		AWAY	0- 0	0- 0		0- 1		
1- 0	0- 0		0- 0		NEUTRAL	0- 0	0- 0		1- 0		
2- 3	0- 2		0- 0		NON-CONFERENCE	0- 0	0- 0		2- 1		
1- 1	0- 1		0- 0		HOME	0- 0	0- 0		1- 0		
0- 2	0- 1		0- 0		AWAY	0- 0	0- 0		0- 1		
1- 0	0- 0		0- 0		NEUTRAL	0- 0	0- 0		1- 0		
0- 0	0- 0		0- 0		CONFERENCE	0- 0	0- 0		0- 0		
0- 0	0- 0		0- 0		HOME	0- 0	0- 0		0- 0		
0- 0	0- 0		0- 0		AWAY	0- 0	0- 0		0- 0		
0- 0	0- 0		0- 0		NEUTRAL	0- 0	0- 0		0- 0		

RPI 1-25				RPI 26-50				RPI 51-100				RPI 101+ Team's RPI: 179			
RPI	S	Opponent	Score	RPI	S	Opponent	Score	RPI	S	Opponent	Score	RPI	S	Opponent	Score
13	A	Mi ami (FL)	68 82									192	N	Radford	77 39
18	H	Drake	77 83									303	A	Washington St.	84 87
												310	H	USC Upstate	87 64
-----															
LAST 12 Division I GAMES:															
192	N	Radford	77 39	310	H	USC Upstate	87 64								
13	A	Mi ami (FL)	68 82	18	H	Drake	77 83								
303	A	Washington St.	84 87												

Non-Div I Games:

Nebraska



Average RPI	Win:	294	WON-LOST	WINNING	LAST 10	STRENGTH OF	OPP. STRENGTH	TEAM	ADJ.	CONF.	ADJ CONF.
Average RPI	Loss:	47	RECORD	PCT. RANK	GAMES	SCHEDULE	OF SCHEDULE	RPI	RPI	RPI	RPI
DIV. I ONLY		1- 4		271	0- 1	12	256	101	101	10	10
DIV. I NON-CONF.		1- 4		271	0- 1	12	256	101	101	10	10
-----											
TOTALS	RPI 1-25		RPI 26-50		W-L RECORDS	RPI 51-100		RPI 101-150		RPI 150+	
1- 4	0- 1		0- 1		OVERALL	0- 2		0- 0		1- 0	
0- 3	0- 1		0- 0		HOME	0- 2		0- 0		0- 0	
1- 1	0- 0		0- 1		AWAY	0- 0		0- 0		1- 0	
0- 0	0- 0		0- 0		NEUTRAL	0- 0		0- 0		0- 0	
1- 4	0- 1		0- 1		NON-CONFERENCE	0- 2		0- 0		1- 0	
0- 3	0- 1		0- 0		HOME	0- 2		0- 0		0- 0	
1- 1	0- 0		0- 1		AWAY	0- 0		0- 0		1- 0	
0- 0	0- 0		0- 0		NEUTRAL	0- 0		0- 0		0- 0	
0- 0	0- 0		0- 0		CONFERENCE	0- 0		0- 0		0- 0	
0- 0	0- 0		0- 0		HOME	0- 0		0- 0		0- 0	
0- 0	0- 0		0- 0		AWAY	0- 0		0- 0		0- 0	
0- 0	0- 0		0- 0		NEUTRAL	0- 0		0- 0		0- 0	

RPI 1-25				RPI 26-50				RPI 51-100				RPI 101+ Team's RPI: 101			
RPI	S	Opponent	Score	RPI	S	Opponent	Score	RPI	S	Opponent	Score	RPI	S	Opponent	Score
9	H	Colorado	52 65	39	A	Santa Clara	48 56	56	H	Southern California	51 72	294	A	Long Beach St.	76 67
								85	H	Utah	52 74				
LAST 12 Division I GAMES:															
				85	H	Utah	52 74	56	H	Southern California	51 72				
								9	H	Colorado	52 65				
								294	A	Long Beach St.	76 67				
								39	A	Santa Clara	48 56				

Non-Div I Games:

Nevada



Average RPI Win: 252		WON-LOST	WINNING	LAST 10	STRENGTH OF		OPP. STRENGTH	TEAM	ADJ.	CONF.	ADJ CONF.
Average RPI Loss: 184		RECORD	PCT. RANK	GAMES	SCHEDULE		OF SCHEDULE	RPI	RPI	RPI	RPI
DIV. I ONLY		1- 5	291	1- 0	150		306	292	292	25	25
DIV. I NON-CONF.		1- 5	291	1- 0	150		306	292	292	25	25
-----											
TOTALS		RPI 1-25		RPI 26-50	W-L RECORDS		RPI 51-100	RPI 101-150		RPI 150+	
1- 5		0- 1		0- 1	OVERALL		0- 0	0- 0		1- 3	
1- 1		0- 0		0- 0	HOME		0- 0	0- 0		1- 1	
0- 4		0- 1		0- 1	AWAY		0- 0	0- 0		0- 2	
0- 0		0- 0		0- 0	NEUTRAL		0- 0	0- 0		0- 0	
1- 5		0- 1		0- 1	NON-CONFERENCE		0- 0	0- 0		1- 3	
1- 1		0- 0		0- 0	HOME		0- 0	0- 0		1- 1	
0- 4		0- 1		0- 1	AWAY		0- 0	0- 0		0- 2	
0- 0		0- 0		0- 0	NEUTRAL		0- 0	0- 0		0- 0	
0- 0		0- 0		0- 0	CONFERENCE		0- 0	0- 0		0- 0	
0- 0		0- 0		0- 0	HOME		0- 0	0- 0		0- 0	
0- 0		0- 0		0- 0	AWAY		0- 0	0- 0		0- 0	
0- 0		0- 0		0- 0	NEUTRAL		0- 0	0- 0		0- 0	

RPI 1-25				RPI 26-50				RPI 51-100				RPI 101+				Team's RPI: 292
RPI	S	Opponent	Score	RPI	S	Opponent	Score	RPI	S	Opponent	Score	RPI	S	Opponent	Score	
20	A	Northeastern	54 69	49	A	Minnesota	47 70					221	A	Brown	70 76	
												252	H	Bryant	79 74	
												295	H	Sacred Heart	60 71	
												334	A	North Dakota St.	51 56	
LAST 12 Division I GAMES:																
252	H	Bryant	79 74	49	A	Minnesota	47 70									
20	A	Northeastern	54 69													
295	H	Sacred Heart	60 71													
221	A	Brown	70 76													
334	A	North Dakota St.	51 56													

Non-Div I Games:

New Hampshire



Average RPI	Win:	164	WON-LOST	WINNING	LAST 10	STRENGTH OF	OPP. STRENGTH	TEAM	ADJ.	CONF.	ADJ CONF.
Average RPI	Loss:	17	RECORD	PCT. RANK	GAMES	SCHEDULE	OF SCHEDULE	RPI	RPI	RPI	RPI
DIV. I ONLY		3- 1		86	1- 0	123	41	75	75	10	10
DIV. I NON-CONF.		3- 1		86	1- 0	123	41	75	75	10	10
<hr/>											
TOTALS	RPI 1-25		RPI 26-50		W-L RECORDS	RPI 51-100		RPI 101-150		RPI 150+	
3- 1	0- 1		0- 0		OVERALL	1- 0		0- 0		2- 0	
2- 1	0- 1		0- 0		HOME	0- 0		0- 0		2- 0	
1- 0	0- 0		0- 0		AWAY	1- 0		0- 0		0- 0	
0- 0	0- 0		0- 0		NEUTRAL	0- 0		0- 0		0- 0	
3- 1	0- 1		0- 0		NON-CONFERENCE	1- 0		0- 0		2- 0	
2- 1	0- 1		0- 0		HOME	0- 0		0- 0		2- 0	
1- 0	0- 0		0- 0		AWAY	1- 0		0- 0		0- 0	
0- 0	0- 0		0- 0		NEUTRAL	0- 0		0- 0		0- 0	
0- 0	0- 0		0- 0		CONFERENCE	0- 0		0- 0		0- 0	
0- 0	0- 0		0- 0		HOME	0- 0		0- 0		0- 0	
0- 0	0- 0		0- 0		AWAY	0- 0		0- 0		0- 0	
0- 0	0- 0		0- 0		NEUTRAL	0- 0		0- 0		0- 0	

RPI 1-25				RPI 26-50				RPI 51-100				RPI 101+			
RPI	S	Opponent	Score	RPI	S	Opponent	Score	RPI	S	Opponent	Score	RPI	S	Opponent	Score
17	H	Auburn	76 79					99	A	Houston	89 84	190	H	Texas St.	82 51
												202	H	Hartford	72 65
<hr/>															
LAST 12 Division I GAMES:															
								202	H	Hartford	72 65				
								17	H	Auburn	76 79				
								99	A	Houston	89 84				
								190	H	Texas St.	82 51				

Non-Div I Games:

New Mexico



Average RPI	Win:	284	WON-LOST	WINNING	LAST 10	STRENGTH OF	OPP. STRENGTH	TEAM	ADJ.	CONF.	ADJ CONF.
Average RPI	Loss:	29	RECORD	PCT. RANK	GAMES	SCHEDULE	OF SCHEDULE	RPI	RPI	RPI	RPI
DIV. I ONLY		2- 1		105	0- 0	79	204	63	63	30	30
DIV. I NON-CONF.		2- 1		105	0- 0	79	204	63	63	30	30
-----											
TOTALS	RPI 1-25		RPI 26-50		W-L RECORDS	RPI 51-100		RPI 101-150		RPI 150+	
2- 1	0- 0		0- 1		OVERALL	0- 0		0- 0		2- 0	
0- 1	0- 0		0- 1		HOME	0- 0		0- 0		0- 0	
2- 0	0- 0		0- 0		AWAY	0- 0		0- 0		2- 0	
0- 0	0- 0		0- 0		NEUTRAL	0- 0		0- 0		0- 0	
2- 1	0- 0		0- 1		NON-CONFERENCE	0- 0		0- 0		2- 0	
0- 1	0- 0		0- 1		HOME	0- 0		0- 0		0- 0	
2- 0	0- 0		0- 0		AWAY	0- 0		0- 0		2- 0	
0- 0	0- 0		0- 0		NEUTRAL	0- 0		0- 0		0- 0	
0- 0	0- 0		0- 0		CONFERENCE	0- 0		0- 0		0- 0	
0- 0	0- 0		0- 0		HOME	0- 0		0- 0		0- 0	
0- 0	0- 0		0- 0		AWAY	0- 0		0- 0		0- 0	
0- 0	0- 0		0- 0		NEUTRAL	0- 0		0- 0		0- 0	

RPI 1-25				RPI 26-50				RPI 51-100 Team's RPI: 63				RPI 101+			
RPI	S	Opponent	Score	RPI	S	Opponent	Score	RPI	S	Opponent	Score	RPI	S	Opponent	Score
				29	H	Abilene Christian	46 58					283	A	Western Mi ch.	66 54
												285	A	UTEP	69 65
LAST 12 Division I GAMES:															
				285	A	UTEP	69 65	29	H	Abilene Christian	46 58				
				283	A	Western Mi ch.	66 54								

Non-Div I Games: Tex. Permian Basin 70 38 Northern N.M. 101 51

New Mexico St.



Average RPI	Win:	0	WON-LOST	WINNING	LAST 10	STRENGTH OF	OPP. STRENGTH	TEAM	ADJ.	CONF.	ADJ CONF.
Average RPI	Loss:	228	RECORD	PCT. RANK	GAMES	SCHEDULE	OF SCHEDULE	RPI	RPI	RPI	RPI
DIV. I ONLY		0- 2		310	0- 1	279	289	343	343	23	23
DIV. I NON-CONF.		0- 2		310	0- 1	279	289	343	343	23	23
-----											
TOTALS	RPI 1-25		RPI 26-50		W-L RECORDS	RPI 51-100		RPI 101-150		RPI 150+	
0- 2	0- 0		0- 0		OVERALL	0- 0		0- 0		0- 2	
0- 1	0- 0		0- 0		HOME	0- 0		0- 0		0- 1	
0- 1	0- 0		0- 0		AWAY	0- 0		0- 0		0- 1	
0- 0	0- 0		0- 0		NEUTRAL	0- 0		0- 0		0- 0	
0- 2	0- 0		0- 0		NON-CONFERENCE	0- 0		0- 0		0- 2	
0- 1	0- 0		0- 0		HOME	0- 0		0- 0		0- 1	
0- 1	0- 0		0- 0		AWAY	0- 0		0- 0		0- 1	
0- 0	0- 0		0- 0		NEUTRAL	0- 0		0- 0		0- 0	
0- 0	0- 0		0- 0		CONFERENCE	0- 0		0- 0		0- 0	
0- 0	0- 0		0- 0		HOME	0- 0		0- 0		0- 0	
0- 0	0- 0		0- 0		AWAY	0- 0		0- 0		0- 0	
0- 0	0- 0		0- 0		NEUTRAL	0- 0		0- 0		0- 0	

RPI 1-25				RPI 26-50				RPI 51-100				RPI 101+ Team's RPI: 343			
RPI	S	Opponent	Score	RPI	S	Opponent	Score	RPI	S	Opponent	Score	RPI	S	Opponent	Score
												194	A	Pittsburgh	38 90
												262	H	La. -Monroe	44 57
LAST 12 Division I GAMES:															
				262	H	La. -Monroe	44 57								
				194	A	Pittsburgh	38 90								



Average RPI Win: 341		WON-LOST RECORD	WINNING PCT. RANK	LAST 10 GAMES	STRENGTH OF SCHEDULE	OPP. STRENGTH OF SCHEDULE	TEAM RPI	ADJ. RPI	CONF. RPI	ADJ CONF. RPI
Average RPI Loss: 158										
DIV. I ONLY		1- 5	291	1- 0	248	187	298	298	29	29
DIV. I NON-CONF.		1- 5	291	1- 0	248	187	298	298	29	29
-----										
TOTALS		RPI 1-25		RPI 26-50	W-L RECORDS		RPI 51-100	RPI 101-150	RPI 150+	
1- 5		0- 1		0- 1	OVERALL		0- 0	0- 1	1- 2	
0- 1		0- 0		0- 0	HOME		0- 0	0- 0	0- 1	
0- 3		0- 1		0- 1	AWAY		0- 0	0- 0	0- 1	
1- 1		0- 0		0- 0	NEUTRAL		0- 0	0- 1	1- 0	
1- 5		0- 1		0- 1	NON-CONFERENCE		0- 0	0- 1	1- 2	
0- 1		0- 0		0- 0	HOME		0- 0	0- 0	0- 1	
0- 3		0- 1		0- 1	AWAY		0- 0	0- 0	0- 1	
1- 1		0- 0		0- 0	NEUTRAL		0- 0	0- 1	1- 0	
0- 0		0- 0		0- 0	CONFERENCE		0- 0	0- 0	0- 0	
0- 0		0- 0		0- 0	HOME		0- 0	0- 0	0- 0	
0- 0		0- 0		0- 0	AWAY		0- 0	0- 0	0- 0	
0- 0		0- 0		0- 0	NEUTRAL		0- 0	0- 0	0- 0	

RPI 1-25				RPI 26-50				RPI 51-100				RPI 101+ Team's RPI: 298			
RPI	S	Opponent	Score	RPI	S	Opponent	Score	RPI	S	Opponent	Score	RPI	S	Opponent	Score
2	A	Iowa St.	35 95	50	A	Buffalo	61 88					140	N	Yale	64 67
												269	H	St. Bonaventure	48 76
												327	A	Saint Joseph's	54 68
												341	N	Morgan St.	67 57
-----															
LAST 12 Division I GAMES:															
341	N	Morgan St.	67 57	327	A	Saint Joseph's	54 68								
140	N	Yale	64 67	50	A	Buffalo	61 88								
				2	A	Iowa St.	35 95								
				269	H	St. Bonaventure	48 76								

Non-Div I Games:

Niagara



Average RPI Win:	262	WON-LOST	WINNING	LAST 10	STRENGTH OF	OPP. STRENGTH	TEAM	ADJ.	CONF.	ADJ CONF.
Average RPI Loss:	105	RECORD	PCT. RANK	GAMES	SCHEDULE	OF SCHEDULE	RPI	RPI	RPI	RPI
DIV. I ONLY	2- 4	214	0- 1	156	131	177	177	23	23	
DIV. I NON-CONF.	2- 4	214	0- 1	156	131	177	177	23	23	
-----										
TOTALS	RPI 1-25	RPI 26-50	W-L RECORDS	RPI 51-100	RPI 101-150	RPI 150+				
2- 4	0- 1	0- 1	OVERALL	0- 0	0- 0	2- 2				
0- 0	0- 0	0- 0	HOME	0- 0	0- 0	0- 0				
1- 3	0- 1	0- 1	AWAY	0- 0	0- 0	1- 1				
1- 1	0- 0	0- 0	NEUTRAL	0- 0	0- 0	1- 1				
2- 4	0- 1	0- 1	NON-CONFERENCE	0- 0	0- 0	2- 2				
0- 0	0- 0	0- 0	HOME	0- 0	0- 0	0- 0				
1- 3	0- 1	0- 1	AWAY	0- 0	0- 0	1- 1				
1- 1	0- 0	0- 0	NEUTRAL	0- 0	0- 0	1- 1				
0- 0	0- 0	0- 0	CONFERENCE	0- 0	0- 0	0- 0				
0- 0	0- 0	0- 0	HOME	0- 0	0- 0	0- 0				
0- 0	0- 0	0- 0	AWAY	0- 0	0- 0	0- 0				
0- 0	0- 0	0- 0	NEUTRAL	0- 0	0- 0	0- 0				

RPI 1-25				RPI 26-50				RPI 51-100				RPI 101+				Team's RPI: 177	
RPI	S	Opponent	Score	RPI	S	Opponent	Score	RPI	S	Opponent	Score	RPI	S	Opponent	Score		
17	A	Auburn	59 80	46	A	Bayl or	39 100					168	N	Del aware	56 71		
												190	A	Texas St.	67 72		
												239	N	Texas Southern	58 57		
												285	A	UTEP	58 56		
-----																	
LAST 12 Division I GAMES:																	
239	N	Texas Southern	58 57	168	N	Del aware	56 71										
285	A	UTEP	58 56	190	A	Texas St.	67 72										
17	A	Auburn	59 80														
46	A	Bayl or	39 100														

Non-Div I Games:

Nicholls St.



Average RPI Win: 310		WON-LOST	WINNING	LAST 10	STRENGTH OF		OPP. STRENGTH	TEAM	ADJ.	CONF.	ADJ CONF.
Average RPI Loss: 125		RECORD	PCT. RANK	GAMES	SCHEDULE		OF SCHEDULE	RPI	RPI	RPI	RPI
DIV. I ONLY		2- 4	214	1- 0	153		194	218	218	32	32
DIV. I NON-CONF.		2- 4	214	1- 0	153		194	218	218	32	32
-----											
TOTALS		RPI 1-25		RPI 26-50	W-L RECORDS		RPI 51-100	RPI 101-150		RPI 150+	
2- 4		0- 0		0- 1	OVERALL		0- 0	0- 0		2- 3	
1- 1		0- 0		0- 0	HOME		0- 0	0- 0		1- 1	
0- 3		0- 0		0- 1	AWAY		0- 0	0- 0		0- 2	
1- 0		0- 0		0- 0	NEUTRAL		0- 0	0- 0		1- 0	
2- 4		0- 0		0- 1	NON-CONFERENCE		0- 0	0- 0		2- 3	
1- 1		0- 0		0- 0	HOME		0- 0	0- 0		1- 1	
0- 3		0- 0		0- 1	AWAY		0- 0	0- 0		0- 2	
1- 0		0- 0		0- 0	NEUTRAL		0- 0	0- 0		1- 0	
0- 0		0- 0		0- 0	CONFERENCE		0- 0	0- 0		0- 0	
0- 0		0- 0		0- 0	HOME		0- 0	0- 0		0- 0	
0- 0		0- 0		0- 0	AWAY		0- 0	0- 0		0- 0	
0- 0		0- 0		0- 0	NEUTRAL		0- 0	0- 0		0- 0	

RPI 1-25				RPI 26-50				RPI 51-100				RPI 101+ Team's RPI: 218			
RPI	S	Opponent	Score	RPI	S	Opponent	Score	RPI	S	Opponent	Score	RPI	S	Opponent	Score
				36	A	Old Domini on	53 69					153	A	Lehigh	41 62
												155	A	Ole Miss	42 60
												156	H	Campbel l	49 57
												302 N		Liberty	66 53
												317	H	Navy	65 58
LAST 12 Division I GAMES:															
				302 N		Liberty	66 53	156	H	Campbel l	49 57				
				153	A	Lehigh	41 62	317	H	Navy	65 58				
								36	A	Old Domini on	53 69				
								155	A	Ole Miss	42 60				

Non-Div I Games: Cheyney 93 40

Norfolk St.



Average RPI	Win:	224	WON-LOST	WINNING	LAST 10	STRENGTH OF	OPP. STRENGTH	TEAM	ADJ.	CONF.	ADJ CONF.
Average RPI	Loss:	0	RECORD	PCT. RANK	GAMES	SCHEDULE	OF SCHEDULE	RPI	RPI	RPI	RPI
DIV. I ONLY		4- 0		1	1- 0	346	26	159	159	26	26
DIV. I NON-CONF.		4- 0		1	1- 0	346	26	159	159	26	26
-----											
TOTALS	RPI 1-25		RPI 26-50		W-L RECORDS	RPI 51-100		RPI 101-150		RPI 150+	
4- 0	0- 0		0- 0		OVERALL	0- 0		0- 0		4- 0	
1- 0	0- 0		0- 0		HOME	0- 0		0- 0		1- 0	
2- 0	0- 0		0- 0		AWAY	0- 0		0- 0		2- 0	
1- 0	0- 0		0- 0		NEUTRAL	0- 0		0- 0		1- 0	
4- 0	0- 0		0- 0		NON-CONFERENCE	0- 0		0- 0		4- 0	
1- 0	0- 0		0- 0		HOME	0- 0		0- 0		1- 0	
2- 0	0- 0		0- 0		AWAY	0- 0		0- 0		2- 0	
1- 0	0- 0		0- 0		NEUTRAL	0- 0		0- 0		1- 0	
0- 0	0- 0		0- 0		CONFERENCE	0- 0		0- 0		0- 0	
0- 0	0- 0		0- 0		HOME	0- 0		0- 0		0- 0	
0- 0	0- 0		0- 0		AWAY	0- 0		0- 0		0- 0	
0- 0	0- 0		0- 0		NEUTRAL	0- 0		0- 0		0- 0	

RPI 1-25				RPI 26-50				RPI 51-100				RPI 101+ Team's RPI: 159			
RPI	S	Opponent	Score	RPI	S	Opponent	Score	RPI	S	Opponent	Score	RPI	S	Opponent	Score
												167	A	Vanderbi l t	74 71
												175	N	Southeast Mo. St.	80 67
												276	H	Al abama St.	68 42
												279	A	Western Caro.	89 66
-----															
LAST 12 Division I GAMES:															
				276	H	Al abama St.	68 42					279	A	Western Caro.	89 66
				167	A	Vanderbi l t	74 71					175	N	Southeast Mo. St.	80 67

Non-Div I Games: Stillman 99 43 Lane 98 57 Blue Mountain (MS) 70 42

North Ala.



Average RPI Win:	115	WON-LOST	WINNING	LAST 10	STRENGTH OF	OPP. STRENGTH	TEAM	ADJ.	CONF.	ADJ CONF.
Average RPI Loss:	21	RECORD	PCT. RANK	GAMES	SCHEDULE	OF SCHEDULE	RPI	RPI	RPI	RPI
DIV. I ONLY	5- 2	96	0- 1	23	96	12	12	1	1	
DIV. I NON-CONF.	5- 2	96	0- 1	23	96	12	12	1	1	
-----										
TOTALS	RPI 1-25	RPI 26-50	W-L RECORDS	RPI 51-100	RPI 101-150	RPI 150+				
5- 2	0- 1	0- 1	OVERALL	3- 0	1- 0	1- 0				
2- 0	0- 0	0- 0	HOME	1- 0	1- 0	0- 0				
1- 1	0- 1	0- 0	AWAY	0- 0	0- 0	1- 0				
2- 1	0- 0	0- 1	NEUTRAL	2- 0	0- 0	0- 0				
5- 2	0- 1	0- 1	NON-CONFERENCE	3- 0	1- 0	1- 0				
2- 0	0- 0	0- 0	HOME	1- 0	1- 0	0- 0				
1- 1	0- 1	0- 0	AWAY	0- 0	0- 0	1- 0				
2- 1	0- 0	0- 1	NEUTRAL	2- 0	0- 0	0- 0				
0- 0	0- 0	0- 0	CONFERENCE	0- 0	0- 0	0- 0				
0- 0	0- 0	0- 0	HOME	0- 0	0- 0	0- 0				
0- 0	0- 0	0- 0	AWAY	0- 0	0- 0	0- 0				
0- 0	0- 0	0- 0	NEUTRAL	0- 0	0- 0	0- 0				

RPI	S	Opponent	Score	RPI	S	Opponent	Score	RPI	S	Opponent	Score	RPI	S	Opponent	Score
9	A	Colorado	74 86	33	N	Kentucky	75 85	55	N	UCLA	83 49	110	H	VCU	59 47
								60	N	South Fla.	71 69	268	A	Elon	100 69
								83	H	Kent St.	73 60				
-----															
LAST 12 Division I GAMES:															
33	N	Kentucky	75 85	110	H	VCU	59 47	60	N	South Fla.	71 69	83	H	Kent St.	73 60
55	N	UCLA	83 49	268	A	Elon	100 69	9	A	Colorado	74 86				

Non-Div I Games:

North Carolina



Average RPI	Win: 304	WON-LOST	WINNING	LAST 10	STRENGTH OF	OPP. STRENGTH	TEAM	ADJ.	CONF.	ADJ CONF.
Average RPI	Loss: 130	RECORD	PCT. RANK	GAMES	SCHEDULE	OF SCHEDULE	RPI	RPI	RPI	RPI
DIV. I ONLY	1- 3	249	0- 1	260	64	226	226	19	19	
DIV. I NON-CONF.	1- 3	249	0- 1	260	64	226	226	19	19	
-----										
TOTALS	RPI 1-25	RPI 26-50	W-L RECORDS	RPI 51-100	RPI 101-150	RPI 150+				
1- 3	0- 1	0- 0	OVERALL	0- 0	0- 1	1- 1				
0- 0	0- 0	0- 0	HOME	0- 0	0- 0	0- 0				
1- 3	0- 1	0- 0	AWAY	0- 0	0- 1	1- 1				
0- 0	0- 0	0- 0	NEUTRAL	0- 0	0- 0	0- 0				
1- 3	0- 1	0- 0	NON-CONFERENCE	0- 0	0- 1	1- 1				
0- 0	0- 0	0- 0	HOME	0- 0	0- 0	0- 0				
1- 3	0- 1	0- 0	AWAY	0- 0	0- 1	1- 1				
0- 0	0- 0	0- 0	NEUTRAL	0- 0	0- 0	0- 0				
0- 0	0- 0	0- 0	CONFERENCE	0- 0	0- 0	0- 0				
0- 0	0- 0	0- 0	HOME	0- 0	0- 0	0- 0				
0- 0	0- 0	0- 0	AWAY	0- 0	0- 0	0- 0				
0- 0	0- 0	0- 0	NEUTRAL	0- 0	0- 0	0- 0				

RPI 1-25				RPI 26-50				RPI 51-100				RPI 101+ Team's RPI: 226			
RPI	S	Opponent	Score	RPI	S	Opponent	Score	RPI	S	Opponent	Score	RPI	S	Opponent	Score
8	A	Syracuse	49 85									102	A	Penn St.	68 75
												280	A	Illinois St.	55 67
												304	A	Valparaiso	62 56
-----															
LAST 12 Division I GAMES:															
8	A	Syracuse	49 85	102	A	Penn St.	68 75	280	A	Illinois St.	55 67	304	A	Valparaiso	62 56

Non-Div I Games:

North Dakota



Average RPI Win: 292		WON-LOST RECORD	WINNING PCT. RANK	LAST 10 GAMES	STRENGTH OF SCHEDULE	OPP. STRENGTH OF SCHEDULE	TEAM RPI	ADJ. RPI	CONF. RPI	ADJ. CONF. RPI
Average RPI Loss: 172										
DIV. I ONLY		1- 4	271	0- 1	305	195	334	334	19	19
DIV. I NON-CONF.		1- 4	271	0- 1	305	195	334	334	19	19
TOTALS		RPI 1-25	RPI 26-50	W-L RECORDS	RPI 51-100	RPI 101-150	RPI 150+			
1- 4	0- 0		0- 0	OVERALL	0- 1	0- 1	1- 2			
1- 1	0- 0		0- 0	HOME	0- 0	0- 0	1- 1			
0- 2	0- 0		0- 0	AWAY	0- 1	0- 1	0- 0			
0- 1	0- 0		0- 0	NEUTRAL	0- 0	0- 0	0- 1			
1- 4	0- 0		0- 0	NON-CONFERENCE	0- 1	0- 1	1- 2			
1- 1	0- 0		0- 0	HOME	0- 0	0- 0	1- 1			
0- 2	0- 0		0- 0	AWAY	0- 1	0- 1	0- 0			
0- 1	0- 0		0- 0	NEUTRAL	0- 0	0- 0	0- 1			
0- 0	0- 0		0- 0	CONFERENCE	0- 0	0- 0	0- 0			
0- 0	0- 0		0- 0	HOME	0- 0	0- 0	0- 0			
0- 0	0- 0		0- 0	AWAY	0- 0	0- 0	0- 0			
0- 0	0- 0		0- 0	NEUTRAL	0- 0	0- 0	0- 0			

RPI 1-25				RPI 26-50				RPI 51-100				RPI 101+ Team's RPI: 334			
RPI	S	Opponent	Score	RPI	S	Opponent	Score	RPI	S	Opponent	Score	RPI	S	Opponent	Score
								51	A	Paci fi c	68 75	109	A	Wi sconsi n	53 64
												242	H	Crei ghton	51 86
												284	N	North Texas	78 92
												292	H	New Hampshi re	56 51
LAST 12 Division I GAMES:															
				284	N	North Texas	78 92								
				51	A	Paci fi c	68 75								
				109	A	Wi sconsi n	53 64								
				292	H	New Hampshi re	56 51								
				242	H	Crei ghton	51 86								

Non-Div I Games:	Mayville St.	49	43
------------------	--------------	----	----

North Dakota St.



Average RPI Win: 345

Average RPI Loss: 53

WON-LOST  
RECORDWINNING  
PCT. RANKLAST 10  
GAMESSTRENGTH OF  
SCHEDULEOPP. STRENGTH  
OF SCHEDULETEAM  
RPIADJ.  
RPICONF.  
RPIADJ CONF.  
RPIDIV. I ONLY  
DIV. I NON-CONF.1- 2  
1- 2214  
2140- 1  
0- 179  
79314  
314189  
189189  
18926  
2626  
26

TOTALS

RPI 1-25

RPI 26-50

W-L RECORDS

RPI 51-100

RPI 101-150

RPI 150+

1- 2  
1- 0  
0- 2  
0- 00- 0  
0- 0  
0- 0  
0- 00- 0  
0- 0  
0- 0  
0- 0OVERALL  
HOME  
AWAY  
NEUTRAL0- 2  
0- 0  
0- 2  
0- 00- 0  
0- 0  
0- 0  
0- 01- 0  
1- 0  
0- 0  
0- 01- 2  
1- 0  
0- 2  
0- 00- 0  
0- 0  
0- 0  
0- 00- 0  
0- 0  
0- 0  
0- 0NON-CONFERENCE  
HOME  
AWAY  
NEUTRAL0- 2  
0- 0  
0- 2  
0- 00- 0  
0- 0  
0- 0  
0- 01- 0  
1- 0  
0- 0  
0- 00- 0  
0- 0  
0- 0  
0- 00- 0  
0- 0  
0- 0  
0- 00- 0  
0- 0  
0- 0  
0- 0CONFERENCE  
HOME  
AWAY  
NEUTRAL0- 0  
0- 0  
0- 0  
0- 00- 0  
0- 0  
0- 0  
0- 00- 0  
0- 0  
0- 0  
0- 0

RPI 1-25

RPI 26-50

RPI 51-100

RPI 101+

Team's RPI: 189

RPI S Opponent Score

RPI S Opponent Score

RPI S Opponent Score

RPI S Opponent Score

52 A Indiana 52 75  
54 A Florida St. 53 74

345 H Florida A&amp;M 64 53

LAST 12 Division I GAMES:

52 A Indiana 52 75  
345 H Florida A&M 64 53  
54 A Florida St. 53 74N  
o  
r  
t  
h  
F  
l  
o  
r  
i  
d  
aN  
o  
r  
t  
h  
F  
l  
o  
r  
i  
d  
a

Non-Div I Games: Trinity Baptist 99 40

North Florida



North Texas

Through Games Of Nov. 26, 2018

Average RPI Win:	334	WON-LOST	WINNING	LAST 10	STRENGTH OF	OPP. STRENGTH	TEAM	ADJ.	CONF.	ADJ CONF.
Average RPI Loss:	130	RECORD	PCT. RANK	GAMES	SCHEDULE	OF SCHEDULE	RPI	RPI	RPI	RPI

DIV. I ONLY	1- 3	249	1- 0	211	266	284	284	16	16
DIV. I NON-CONF.	1- 3	249	1- 0	211	266	284	284	16	16
TOTALS	RPI 1-25	RPI 26-50	W-L RECORDS	RPI 51-100	RPI 101-150	RPI 150+			
1- 3	0- 0	0- 1	OVERALL	0- 0	0- 0	1- 2			
0- 1	0- 0	0- 1	HOME	0- 0	0- 0	0- 0			
0- 1	0- 0	0- 0	AWAY	0- 0	0- 0	0- 1			
1- 1	0- 0	0- 0	NEUTRAL	0- 0	0- 0	1- 1			
1- 3	0- 0	0- 1	NON-CONFERENCE	0- 0	0- 0	1- 2			
0- 1	0- 0	0- 1	HOME	0- 0	0- 0	0- 0			
0- 1	0- 0	0- 0	AWAY	0- 0	0- 0	0- 1			
1- 1	0- 0	0- 0	NEUTRAL	0- 0	0- 0	1- 1			
0- 0	0- 0	0- 0	CONFERENCE	0- 0	0- 0	0- 0			
0- 0	0- 0	0- 0	HOME	0- 0	0- 0	0- 0			
0- 0	0- 0	0- 0	AWAY	0- 0	0- 0	0- 0			
0- 0	0- 0	0- 0	NEUTRAL	0- 0	0- 0	0- 0			

RPI 1-25	RPI 26-50	RPI 51-100	RPI 101+	Team's RPI: 284
RPI S Opponent Score	RPI S Opponent Score	RPI S Opponent Score	RPI S Opponent Score	
	27 H Texas 54 64		173 N Wyoming 49 53	
			191 A Kansas St. 42 60	
			334 N North Dakota St. 92 78	
LAST 12 Division I GAMES:				
	27 H Texas 54 64	334 N North Dakota St. 92 78	173 N Wyoming 49 53	191 A Kansas St. 42 60

Non-Div I Games: Mid-Amer. Christian 82 35

North Texas

Loss, Non-Conf, S Site, H Home A Away N Neutral



Average RPI		Win: 142	WON-LOST RECORD	WINNING PCT. RANK	LAST 10 GAMES	STRENGTH OF SCHEDULE	OPP. STRENGTH OF SCHEDULE	TEAM RPI	ADJ. RPI	CONF. RPI	ADJ. CONF. RPI
Loss: 0											
DIV. I ONLY			5- 0	1	1- 0	159	17	20	20	13	13
DIV. I NON-CONF.			5- 0	1	1- 0	159	17	20	20	13	13
TOTALS		RPI 1-25		RPI 26-50		W-L RECORDS	RPI 51-100	RPI 101-150		RPI 150+	
5- 0	0- 0			0- 0		OVERALL	3- 0	0- 0		2- 0	
4- 0	0- 0			0- 0		HOME	2- 0	0- 0		2- 0	
1- 0	0- 0			0- 0		AWAY	1- 0	0- 0		0- 0	
0- 0	0- 0			0- 0		NEUTRAL	0- 0	0- 0		0- 0	
5- 0	0- 0			0- 0		NON-CONFERENCE	3- 0	0- 0		2- 0	
4- 0	0- 0			0- 0		HOME	2- 0	0- 0		2- 0	
1- 0	0- 0			0- 0		AWAY	1- 0	0- 0		0- 0	
0- 0	0- 0			0- 0		NEUTRAL	0- 0	0- 0		0- 0	
0- 0	0- 0			0- 0		CONFERENCE	0- 0	0- 0		0- 0	
0- 0	0- 0			0- 0		HOME	0- 0	0- 0		0- 0	
0- 0	0- 0			0- 0		AWAY	0- 0	0- 0		0- 0	
0- 0	0- 0			0- 0		NEUTRAL	0- 0	0- 0		0- 0	

[illegible]

### Non-Div I Games:

Northeastern



Average RPI Win:	195	WON-LOST	WINNING	LAST 10	STRENGTH OF	OPP. STRENGTH	TEAM	ADJ.	CONF.	ADJ CONF.
Average RPI Loss:	115	RECORD	PCT. RANK	GAMES	SCHEDULE	OF SCHEDULE	RPI	RPI	RPI	RPI
DIV. I ONLY	4- 2	105	0- 1	145	113	90	90	9	9	
DIV. I NON-CONF.	4- 2	105	0- 1	145	113	90	90	9	9	
-----										
TOTALS	RPI 1-25	RPI 26-50	W-L RECORDS	RPI 51-100	RPI 101-150	RPI 150+				
4- 2	0- 0	0- 0	OVERALL	1- 1	1- 1	2- 0				
2- 0	0- 0	0- 0	HOME	0- 0	1- 0	1- 0				
2- 1	0- 0	0- 0	AWAY	1- 1	0- 0	1- 0				
0- 1	0- 0	0- 0	NEUTRAL	0- 0	0- 1	0- 0				
4- 2	0- 0	0- 0	NON-CONFERENCE	1- 1	1- 1	2- 0				
2- 0	0- 0	0- 0	HOME	0- 0	1- 0	1- 0				
2- 1	0- 0	0- 0	AWAY	1- 1	0- 0	1- 0				
0- 1	0- 0	0- 0	NEUTRAL	0- 0	0- 1	0- 0				
0- 0	0- 0	0- 0	CONFERENCE	0- 0	0- 0	0- 0				
0- 0	0- 0	0- 0	HOME	0- 0	0- 0	0- 0				
0- 0	0- 0	0- 0	AWAY	0- 0	0- 0	0- 0				
0- 0	0- 0	0- 0	NEUTRAL	0- 0	0- 0	0- 0				

RPI 1-25				RPI 26-50				RPI 51-100				RPI 101+			
RPI	S	Opponent	Score	RPI	S	Opponent	Score	RPI	S	Opponent	Score	RPI	S	Opponent	Score
								86	A	Washington	59 81	120	H	Fresno St.	86 73
								89	A	Loyola Marymount	63 62	144	N	SMU	48 55
												278	A	Seattle U	65 58
												291	H	Cal i forni a Baptist	91 88
-----															
LAST 12 Division I GAMES:															
								144	N	SMU	48 55				
								89	A	Loyola Marymount	63 62				
								291	H	Cal i forni a Baptist	91 88				
								86	A	Washington	59 81				
								278	A	Seattle U	65 58				
								120	H	Fresno St.	86 73				

Non-Div I Games:

Northern Ariz.



Average RPI	Win:	145	WON-LOST	WINNING	LAST 10	STRENGTH OF	OPP. STRENGTH	TEAM	ADJ.	CONF.	ADJ CONF.
Average RPI	Loss:	13	RECORD	PCT. RANK	GAMES	SCHEDULE	OF SCHEDULE	RPI	RPI	RPI	RPI
DIV. I ONLY		3- 2		126	1- 0	19	83	10	10	9	9
DIV. I NON-CONF.		3- 2		126	1- 0	19	83	10	10	9	9
-----											
TOTALS	RPI 1-25		RPI 26-50		W-L RECORDS	RPI 51-100		RPI 101-150		RPI 150+	
3- 2	0- 2		0- 0		OVERALL	1- 0		1- 0		1- 0	
1- 0	0- 0		0- 0		HOME	1- 0		0- 0		0- 0	
2- 2	0- 2		0- 0		AWAY	0- 0		1- 0		1- 0	
0- 0	0- 0		0- 0		NEUTRAL	0- 0		0- 0		0- 0	
3- 2	0- 2		0- 0		NON-CONFERENCE	1- 0		1- 0		1- 0	
1- 0	0- 0		0- 0		HOME	1- 0		0- 0		0- 0	
2- 2	0- 2		0- 0		AWAY	0- 0		1- 0		1- 0	
0- 0	0- 0		0- 0		NEUTRAL	0- 0		0- 0		0- 0	
0- 0	0- 0		0- 0		CONFERENCE	0- 0		0- 0		0- 0	
0- 0	0- 0		0- 0		HOME	0- 0		0- 0		0- 0	
0- 0	0- 0		0- 0		AWAY	0- 0		0- 0		0- 0	
0- 0	0- 0		0- 0		NEUTRAL	0- 0		0- 0		0- 0	

RPI	S	Opponent	Score	RPI	S	Opponent	Score	RPI	S	Opponent	Score
9	A	Col orado	69 77					94	H	Denver	74 66
16	A	LSU	57 62								
-----											
LAST 12 Division I GAMES:											
199	A	San Franci sco	68 63								
143	A	Col orado St.	53 47								
94	H	Denver	74 66								
16	A	LSU	57 62								
9	A	Col orado	69 77								

Non-Div I Games:

Northern Colo.



Average RPI Win:	144	WON-LOST	WINNING	LAST 10	STRENGTH OF	OPP. STRENGTH	TEAM	ADJ.	CONF.	ADJ CONF.
Average RPI Loss:	27	RECORD	PCT. RANK	GAMES	SCHEDULE	OF SCHEDULE	RPI	RPI	RPI	RPI
DIV. I ONLY	2- 2	153	1- 0	9	99	22	22	11	11	
DIV. I NON-CONF.	2- 2	153	1- 0	9	99	22	22	11	11	
-----										
TOTALS	RPI 1-25	RPI 26-50	W-L RECORDS	RPI 51-100	RPI 101-150	RPI 150+				
2- 2	0- 1	0- 0	OVERALL	0- 1	2- 0	0- 0				
2- 0	0- 0	0- 0	HOME	0- 0	2- 0	0- 0				
0- 2	0- 1	0- 0	AWAY	0- 1	0- 0	0- 0				
0- 0	0- 0	0- 0	NEUTRAL	0- 0	0- 0	0- 0				
2- 2	0- 1	0- 0	NON-CONFERENCE	0- 1	2- 0	0- 0				
2- 0	0- 0	0- 0	HOME	0- 0	2- 0	0- 0				
0- 2	0- 1	0- 0	AWAY	0- 1	0- 0	0- 0				
0- 0	0- 0	0- 0	NEUTRAL	0- 0	0- 0	0- 0				
0- 0	0- 0	0- 0	CONFERENCE	0- 0	0- 0	0- 0				
0- 0	0- 0	0- 0	HOME	0- 0	0- 0	0- 0				
0- 0	0- 0	0- 0	AWAY	0- 0	0- 0	0- 0				
0- 0	0- 0	0- 0	NEUTRAL	0- 0	0- 0	0- 0				

RPI 1-25 Team's RPI: 22				RPI 26-50				RPI 51-100				RPI 101+			
RPI S	Opponent	Score		RPI S	Opponent	Score		RPI S	Opponent	Score		RPI S	Opponent	Score	
2	A Iowa St.	60	70					52	A Indiana	73	91	140	H Yale	89	80
												147	H UNI	70	59
LAST 12 Division I GAMES:															
				147	H UNI	70	59	2	A Iowa St.	60	70				
								52	A Indiana	73	91				
								140	H Yale	89	80				

Non-Div I Games:



Average RPI Win:	0	WON-LOST	WINNING	LAST 10	STRENGTH OF	OPP. STRENGTH	TEAM	ADJ.	CONF.	ADJ CONF.
Average RPI Loss:	171	RECORD	PCT. RANK	GAMES	SCHEDULE	OF SCHEDULE	RPI	RPI	RPI	RPI
DIV. I ONLY	0- 4	310	0- 1	105	337	305	305	12	12	
DIV. I NON-CONF.	0- 4	310	0- 1	105	337	305	305	12	12	
-----										
TOTALS	RPI 1-25	RPI 26-50	W-L RECORDS	RPI 51-100	RPI 101-150	RPI 150+				
0- 4	0- 1	0- 0	OVERALL	0- 1	0- 0	0- 2				
0- 1	0- 1	0- 0	HOME	0- 0	0- 0	0- 0				
0- 2	0- 0	0- 0	AWAY	0- 1	0- 0	0- 1				
0- 1	0- 0	0- 0	NEUTRAL	0- 0	0- 0	0- 1				
0- 4	0- 1	0- 0	NON-CONFERENCE	0- 1	0- 0	0- 2				
0- 1	0- 1	0- 0	HOME	0- 0	0- 0	0- 0				
0- 2	0- 0	0- 0	AWAY	0- 1	0- 0	0- 1				
0- 1	0- 0	0- 0	NEUTRAL	0- 0	0- 0	0- 1				
0- 0	0- 0	0- 0	CONFERENCE	0- 0	0- 0	0- 0				
0- 0	0- 0	0- 0	HOME	0- 0	0- 0	0- 0				
0- 0	0- 0	0- 0	AWAY	0- 0	0- 0	0- 0				
0- 0	0- 0	0- 0	NEUTRAL	0- 0	0- 0	0- 0				

RPI 1-25				RPI 26-50				RPI 51-100				RPI 101+ Team's RPI: 305			
RPI	S	Opponent	Score	RPI	S	Opponent	Score	RPI	S	Opponent	Score	RPI	S	Opponent	Score
19	H	Bel mont	53 71					83	A	Kent St.	61 62	246	N	Akron	60 77
												337	A	Austin Peay	48 52
LAST 12 Division I GAMES:															
				83	A	Kent St.	61 62	337	A	Austin Peay	48 52	19	H	Bel mont	53 71
								246	N	Akron	60 77				

Non-Div I Games: Alderson Broaddus 73 32

Northern Ky.



Average RPI	Win:	129	WON-LOST	WINNING	LAST 10	STRENGTH OF	OPP. STRENGTH	TEAM	ADJ.	CONF.	ADJ CONF.
Average RPI	Loss:	0	RECORD	PCT. RANK	GAMES	SCHEDULE	OF SCHEDULE	RPI	RPI	RPI	RPI
DIV. I ONLY		5- 0		1	1- 0	179	15	25	25	6	6
DIV. I NON-CONF.		5- 0		1	1- 0	179	15	25	25	6	6
-----											
TOTALS	RPI 1-25		RPI 26-50		W-L RECORDS	RPI 51-100		RPI 101-150		RPI 150+	
5- 0	1- 0		0- 0		OVERALL	1- 0		1- 0		2- 0	
3- 0	0- 0		0- 0		HOME	1- 0		1- 0		1- 0	
2- 0	1- 0		0- 0		AWAY	0- 0		0- 0		1- 0	
0- 0	0- 0		0- 0		NEUTRAL	0- 0		0- 0		0- 0	
5- 0	1- 0		0- 0		NON-CONFERENCE	1- 0		1- 0		2- 0	
3- 0	0- 0		0- 0		HOME	1- 0		1- 0		1- 0	
2- 0	1- 0		0- 0		AWAY	0- 0		0- 0		1- 0	
0- 0	0- 0		0- 0		NEUTRAL	0- 0		0- 0		0- 0	
0- 0	0- 0		0- 0		CONFERENCE	0- 0		0- 0		0- 0	
0- 0	0- 0		0- 0		HOME	0- 0		0- 0		0- 0	
0- 0	0- 0		0- 0		AWAY	0- 0		0- 0		0- 0	
0- 0	0- 0		0- 0		NEUTRAL	0- 0		0- 0		0- 0	

RPI	S	Opponent	Score	RPI	S	Opponent	Score	RPI	S	Opponent	Score
23	A	Green Bay	57 55					96	H	UT Martin	90 64
								127	H	Duke	84 58
								196	A	Florida	83 74
								205	H	UIC	87 44
-----											
LAST 12 Division I GAMES:											
96	H	UT Martin	90 64								
196	A	Florida	83 74								
205	H	UIC	87 44								
127	H	Duke	84 58								
23	A	Green Bay	57 55								

Non-Div I Games:

Northwestern



Average RPI	Win:	350	WON-LOST	WINNING	LAST 10	STRENGTH OF	OPP. STRENGTH	TEAM	ADJ.	CONF.	ADJ CONF.
Average RPI	Loss:	168	RECORD	PCT. RANK	GAMES	SCHEDULE	OF SCHEDULE	RPI	RPI	RPI	RPI
DIV. I ONLY		1- 2		214	0- 0	335	274	328	328	23	23
DIV. I NON-CONF.		1- 2		214	0- 0	335	274	328	328	23	23
-----											
TOTALS	RPI 1-25		RPI 26-50		W-L RECORDS	RPI 51-100		RPI 101-150		RPI 150+	
1- 2	0- 0		0- 0		OVERALL	0- 0		0- 1		1- 1	
1- 0	0- 0		0- 0		HOME	0- 0		0- 0		1- 0	
0- 2	0- 0		0- 0		AWAY	0- 0		0- 1		0- 1	
0- 0	0- 0		0- 0		NEUTRAL	0- 0		0- 0		0- 0	
1- 2	0- 0		0- 0		NON-CONFERENCE	0- 0		0- 1		1- 1	
1- 0	0- 0		0- 0		HOME	0- 0		0- 0		1- 0	
0- 2	0- 0		0- 0		AWAY	0- 0		0- 1		0- 1	
0- 0	0- 0		0- 0		NEUTRAL	0- 0		0- 0		0- 0	
0- 0	0- 0		0- 0		CONFERENCE	0- 0		0- 0		0- 0	
0- 0	0- 0		0- 0		HOME	0- 0		0- 0		0- 0	
0- 0	0- 0		0- 0		AWAY	0- 0		0- 0		0- 0	
0- 0	0- 0		0- 0		NEUTRAL	0- 0		0- 0		0- 0	

RPI 1-25				RPI 26-50				RPI 51-100				RPI 101+ Team's RPI: 328			
RPI	S	Opponent	Score	RPI	S	Opponent	Score	RPI	S	Opponent	Score	RPI	S	Opponent	Score
												126	A	Arkansas	53 98
												210	A	Oklahoma	56 93
												350	H	Alcorn	78 65
-----															
LAST 12 Division I GAMES:															
								350	H	Alcorn	78	65			
								210	A	Oklahoma	56	93			
								126	A	Arkansas	53	98			

Non-Div I Games: Loyola (LA) 71 66 LeTourneau 100 40

Northwestern St.



Average RPI Win:	80	WON-LOST	WINNING	LAST 10	STRENGTH OF	OPP. STRENGTH	TEAM	ADJ.	CONF.	ADJ CONF.
Average RPI Loss:	0	RECORD	PCT. RANK	GAMES	SCHEDULE	OF SCHEDULE	RPI	RPI	RPI	RPI
DIV. I ONLY	6- 0	1	1- 0	3	172	1	1	1	1	1
DIV. I NON-CONF.	6- 0	1	1- 0	3	172	1	1	1	1	1
-----										
TOTALS	RPI 1-25	RPI 26-50	W-L RECORDS	RPI 51-100	RPI 101-150	RPI 150+				
6- 0	1- 0	0- 0	OVERALL	3- 0	2- 0	0- 0				
2- 0	0- 0	0- 0	HOME	0- 0	2- 0	0- 0				
1- 0	0- 0	0- 0	AWAY	1- 0	0- 0	0- 0				
3- 0	1- 0	0- 0	NEUTRAL	2- 0	0- 0	0- 0				
6- 0	1- 0	0- 0	NON-CONFERENCE	3- 0	2- 0	0- 0				
2- 0	0- 0	0- 0	HOME	0- 0	2- 0	0- 0				
1- 0	0- 0	0- 0	AWAY	1- 0	0- 0	0- 0				
3- 0	1- 0	0- 0	NEUTRAL	2- 0	0- 0	0- 0				
0- 0	0- 0	0- 0	CONFERENCE	0- 0	0- 0	0- 0				
0- 0	0- 0	0- 0	HOME	0- 0	0- 0	0- 0				
0- 0	0- 0	0- 0	AWAY	0- 0	0- 0	0- 0				
0- 0	0- 0	0- 0	NEUTRAL	0- 0	0- 0	0- 0				

RPI S	RPI 1-25	Team's RPI: 1	RPI S	RPI 26-50	Score	RPI S	RPI 51-100	Score	RPI S	RPI 101+	Score
18 N	Drake	82 64				64 N	Oregon St.	91 81	124 H	Penn	75 55
						66 A	DePaul	101 77	135 H	Harvard	103 58
						72 N	Gonzaga	81 65			
LAST 12 Division I GAMES:											
66 A	DePaul	101 77	64 N	Oregon St.	91 81	124 H	Penn	75 55	18 N	Drake	82 64
135 H	Harvard	103 58	72 N	Gonzaga	81 65						

Non-Div I Games:

Notre Dame



Average RPI Win: 351  
Average RPI Loss: 110

WON-LOST  
RECORD

WINNING  
PCT. RANK

LAST 10  
GAMES

STRENGTH OF  
SCHEDULE

OPP. STRENGTH  
OF SCHEDULE

TEAM  
RPI

ADJ.  
RPI

CONF.  
RPI

ADJ CONF.  
RPI

DIV. I ONLY	1- 4	271	1- 0	45	347	231	231	12	12
DIV. I NON-CONF.	1- 4	271	1- 0	45	347	231	231	12	12
TOTALS	RPI 1-25	RPI 26-50	W-L RECORDS	RPI 51-100	RPI 101-150	RPI 150+			
1- 4	0- 0	0- 0	OVERALL	0- 3	0- 0	1- 1			
1- 1	0- 0	0- 0	HOME	0- 1	0- 0	1- 0			
0- 2	0- 0	0- 0	AWAY	0- 2	0- 0	0- 0			
0- 1	0- 0	0- 0	NEUTRAL	0- 0	0- 0	0- 1			
1- 4	0- 0	0- 0	NON-CONFERENCE	0- 3	0- 0	1- 1			
1- 1	0- 0	0- 0	HOME	0- 1	0- 0	1- 0			
0- 2	0- 0	0- 0	AWAY	0- 2	0- 0	0- 0			
0- 1	0- 0	0- 0	NEUTRAL	0- 0	0- 0	0- 1			
0- 0	0- 0	0- 0	CONFERENCE	0- 0	0- 0	0- 0			
0- 0	0- 0	0- 0	HOME	0- 0	0- 0	0- 0			
0- 0	0- 0	0- 0	AWAY	0- 0	0- 0	0- 0			
0- 0	0- 0	0- 0	NEUTRAL	0- 0	0- 0	0- 0			

RPI 1-25				RPI 26-50				RPI 51-100				RPI 101+ Team's RPI: 231			
RPI	S	Opponent	Score	RPI	S	Opponent	Score	RPI	S	Opponent	Score	RPI	S	Opponent	Score
								52	H	Indiana	32 59	246	N	Akron	65 85
								59	A	Central Mich.	61 104	351	H	Canisius	71 60
								83	A	Kent St.	65 75				
LAST 12 Division I GAMES:															
				351	H	Canisius	71 60	52	H	Indiana	32 59				
				83	A	Kent St.	65 75	59	A	Central Mich.	61 104				
				246	N	Akron	65 85								

Non-Div I Games: Grace Bible (MI) 94 48

Oakland



Average RPI Win:	182	WON-LOST	WINNING	LAST 10	STRENGTH OF	OPP. STRENGTH	TEAM	ADJ.	CONF.	ADJ CONF.
Average RPI Loss:	0	RECORD	PCT. RANK	GAMES	SCHEDULE	OF SCHEDULE	RPI	RPI	RPI	RPI
DIV. I ONLY	5- 0	1	1- 0	229	29	37	37	11	11	
DIV. I NON-CONF.	5- 0	1	1- 0	229	29	37	37	11	11	
-----										
TOTALS	RPI 1-25	RPI 26-50	W-L RECORDS	RPI 51-100	RPI 101-150	RPI 150+				
5- 0	0- 0	1- 0	OVERALL	0- 0	1- 0	3- 0				
3- 0	0- 0	0- 0	HOME	0- 0	1- 0	2- 0				
0- 0	0- 0	0- 0	AWAY	0- 0	0- 0	0- 0				
2- 0	0- 0	1- 0	NEUTRAL	0- 0	0- 0	1- 0				
5- 0	0- 0	1- 0	NON-CONFERENCE	0- 0	1- 0	3- 0				
3- 0	0- 0	0- 0	HOME	0- 0	1- 0	2- 0				
0- 0	0- 0	0- 0	AWAY	0- 0	0- 0	0- 0				
2- 0	0- 0	1- 0	NEUTRAL	0- 0	0- 0	1- 0				
0- 0	0- 0	0- 0	CONFERENCE	0- 0	0- 0	0- 0				
0- 0	0- 0	0- 0	HOME	0- 0	0- 0	0- 0				
0- 0	0- 0	0- 0	AWAY	0- 0	0- 0	0- 0				
0- 0	0- 0	0- 0	NEUTRAL	0- 0	0- 0	0- 0				

RPI 1-25				RPI 26-50				Team's RPI: 37				RPI 51-100				RPI 101+			
RPI	S	Opponent	Score	RPI	S	Opponent	Score	RPI	S	Opponent	Score	RPI	S	Opponent	Score	RPI	S	Opponent	Score
				40	N	Lamar University	87 62									141	H	UNCW	95 72
																228	H	Eastern Ky.	100 60
																234	H	Binghamton	86 49
																269	N	St. Bonaventure	70 53
LAST 12 Division I GAMES:																			
				141	H	UNCW	95 72	40	N	Lamar University	87 62	269	N	St. Bonaventure	70 53	228	H	Eastern Ky.	100 60
												234	H	Binghamton	86 49				

Non-Div I Games:

Ohio



Average RPI	Win: 275	WON-LOST	WINNING	LAST 10	STRENGTH OF	OPP. STRENGTH	TEAM	ADJ.	CONF.	ADJ CONF.
Average RPI	Loss: 34	RECORD	PCT. RANK	GAMES	SCHEDULE	OF SCHEDULE	RPI	RPI	RPI	RPI
DIV. I ONLY	1- 2	214	0- 1	57	60	154	154	6	6	
DIV. I NON-CONF.	1- 2	214	0- 1	57	60	154	154	6	6	
-----										
TOTALS	RPI 1-25	RPI 26-50	W-L RECORDS	RPI 51-100	RPI 101-150	RPI 150+				
1- 2	0- 1	0- 0	OVERALL	0- 1	0- 0	1- 0				
1- 1	0- 0	0- 0	HOME	0- 1	0- 0	1- 0				
0- 1	0- 1	0- 0	AWAY	0- 0	0- 0	0- 0				
0- 0	0- 0	0- 0	NEUTRAL	0- 0	0- 0	0- 0				
1- 2	0- 1	0- 0	NON-CONFERENCE	0- 1	0- 0	1- 0				
1- 1	0- 0	0- 0	HOME	0- 1	0- 0	1- 0				
0- 1	0- 1	0- 0	AWAY	0- 0	0- 0	0- 0				
0- 0	0- 0	0- 0	NEUTRAL	0- 0	0- 0	0- 0				
0- 0	0- 0	0- 0	CONFERENCE	0- 0	0- 0	0- 0				
0- 0	0- 0	0- 0	HOME	0- 0	0- 0	0- 0				
0- 0	0- 0	0- 0	AWAY	0- 0	0- 0	0- 0				
0- 0	0- 0	0- 0	NEUTRAL	0- 0	0- 0	0- 0				

RPI 1-25				RPI 26-50				RPI 51-100				RPI 101+ Team's RPI: 154			
RPI	S	Opponent	Score	RPI	S	Opponent	Score	RPI	S	Opponent	Score	RPI	S	Opponent	Score
7	A	UConn	53 85					60	H	South Fla.	47 71	275	H	Detroit Mercy	55 41



Average RPI Loss: 83

DIV. I ONLY	2- 3	192	0- 1	141	119	210	210	5	5
DIV. I NON-CONF.	2- 3	192	0- 1	141	119	210	210	5	5
TOTALS	RPI 1-25	RPI 26-50	W-L RECORDS	RPI 51-100	RPI 101-150	RPI 150+			
2- 3	0- 0	0- 0	OVERALL	0- 2	0- 1	2- 0			
2- 0	0- 0	0- 0	HOME	0- 0	0- 0	2- 0			
0- 1	0- 0	0- 0	AWAY	0- 1	0- 0	0- 0			
0- 2	0- 0	0- 0	NEUTRAL	0- 1	0- 1	0- 0			
2- 3	0- 0	0- 0	NON-CONFERENCE	0- 2	0- 1	2- 0			
2- 0	0- 0	0- 0	HOME	0- 0	0- 0	2- 0			
0- 1	0- 0	0- 0	AWAY	0- 1	0- 0	0- 0			
0- 2	0- 0	0- 0	NEUTRAL	0- 1	0- 1	0- 0			
0- 0	0- 0	0- 0	CONFERENCE	0- 0	0- 0	0- 0			
0- 0	0- 0	0- 0	HOME	0- 0	0- 0	0- 0			
0- 0	0- 0	0- 0	AWAY	0- 0	0- 0	0- 0			
0- 0	0- 0	0- 0	NEUTRAL	0- 0	0- 0	0- 0			

RPI	S	Opponent	Score
RPI 1-25			
RPI	S	Opponent	Score
RPI 26-50			
RPI	S	Opponent	Score
RPI 51-100			
RPI	S	Opponent	Score
60	A	South Fla.	70 87
68	N	UAB	84 89
Team's RPI: 210			
RPI	S	Opponent	Score
122	N	Clemson	62 74
187	H	Western Ky.	90 83
328	H	Northwestern St.	93 56
LAST 12 Division I GAMES:			
122	N	Clemson	62 74
68	N	UAB	84 89
60	A	South Fla.	70 87
328	H	Northwestern St.	93 56
187	H	Western Ky.	90 83

### Non-Div I Games:

0kl ahoma



Average RPI Win: 162

Average RPI Loss: 0

WON-LOST  
RECORDWINNING  
PCT. RANKLAST 10  
GAMESSTRENGTH OF  
SCHEDULEOPP. STRENGTH  
OF SCHEDULETEAM  
RPIADJ.  
RPICONF.  
RPIADJ CONF.  
RPIDIV. I ONLY  
DIV. I NON-CONF.4- 0  
4- 01  
11- 0  
1- 0348  
3482  
2129  
129129  
1295  
55  
5

TOTALS

RPI 1-25

RPI 26-50

W-L RECORDS

RPI 51-100

RPI 101-150

RPI 150+

4- 0

0- 0

0- 0

OVERALL

0- 0

2- 0

2- 0

4- 0

0- 0

0- 0

HOME

0- 0

2- 0

2- 0

0- 0

0- 0

0- 0

AWAY

0- 0

0- 0

0- 0

0- 0

0- 0

0- 0

NEUTRAL

0- 0

0- 0

0- 0

4- 0

0- 0

0- 0

NON-CONFERENCE

0- 0

2- 0

2- 0

4- 0

0- 0

0- 0

HOME

0- 0

2- 0

2- 0

0- 0

0- 0

0- 0

AWAY

0- 0

0- 0

0- 0

0- 0

0- 0

0- 0

NEUTRAL

0- 0

0- 0

0- 0

0- 0

0- 0

0- 0

CONFERENCE

0- 0

0- 0

0- 0

0- 0

0- 0

0- 0

HOME

0- 0

0- 0

0- 0

0- 0

0- 0

0- 0

AWAY

0- 0

0- 0

0- 0

0- 0

0- 0

0- 0

NEUTRAL

0- 0

0- 0

0- 0

RPI 1-25

RPI 26-50

RPI 51-100

RPI 101+

Team's RPI: 129

RPI S Opponent Score

RPI S Opponent Score

RPI S Opponent Score

RPI S Opponent Score

113	H	UC Ri versi de	76	51
114	H	Prai ri e Vi ew	70	50
208	H	Samford	82	62
211	H	Arkansas St.	62	60

LAST 12 Di vi si on I GAMES:

211	H	Arkansas St.	62	60	208	H	Samford	82	62
					114	H	Prai ri e Vi ew	70	50
					113	H	UC Ri versi de	76	51

Non-Di v I Games:

Oklahoma St.



Average RPI Win:	177	WON-LOST	WINNING	LAST 10	STRENGTH OF	OPP. STRENGTH	TEAM	ADJ.	CONF.	ADJ CONF.
Average RPI Loss:	148	RECORD	PCT. RANK	GAMES	SCHEDULE	OF SCHEDULE	RPI	RPI	RPI	RPI

DIV. I ONLY	5- 1	43	1- 0	76	191	36	36	16	16
DIV. I NON-CONF.	5- 1	43	1- 0	76	191	36	36	16	16
TOTALS	RPI 1-25	RPI 26-50	W-L RECORDS	RPI 51-100	RPI 101-150	RPI 150+			
5- 1	0- 0	0- 0	OVERALL	0- 0	1- 1	4- 0			
1- 1	0- 0	0- 0	HOME	0- 0	0- 1	1- 0			
2- 0	0- 0	0- 0	AWAY	0- 0	0- 0	2- 0			
2- 0	0- 0	0- 0	NEUTRAL	0- 0	1- 0	1- 0			
5- 1	0- 0	0- 0	NON-CONFERENCE	0- 0	1- 1	4- 0			
1- 1	0- 0	0- 0	HOME	0- 0	0- 1	1- 0			
2- 0	0- 0	0- 0	AWAY	0- 0	0- 0	2- 0			
2- 0	0- 0	0- 0	NEUTRAL	0- 0	1- 0	1- 0			
0- 0	0- 0	0- 0	CONFERENCE	0- 0	0- 0	0- 0			
0- 0	0- 0	0- 0	HOME	0- 0	0- 0	0- 0			
0- 0	0- 0	0- 0	AWAY	0- 0	0- 0	0- 0			
0- 0	0- 0	0- 0	NEUTRAL	0- 0	0- 0	0- 0			

RPI 1-25				RPI 26-50				Team's RPI: 36				RPI 51-100				RPI 101+			
RPI	S	Opponent	Score	RPI	S	Opponent	Score	RPI	S	Opponent	Score	RPI	S	Opponent	Score	RPI	S	Opponent	Score
																146	N	Tennessee Tech	80 73
																148	H	Virginia	67 73
																156	A	Campbell	83 59
																178	N	Jacksonville	78 76
																185	A	Cincinnati	76 72
																218	H	Norfolk St.	69 53
LAST 12 Division I GAMES:																			
																156	A	Campbell	83 59

Non-Div I Games:

Old Dominion



Average RPI	Win: 239	WON-LOST RECORD	WINNING PCT. RANK	LAST 10 GAMES	STRENGTH OF SCHEDULE	OPP. STRENGTH OF SCHEDULE	TEAM RPI	ADJ. RPI	CONF. RPI	ADJ CONF. RPI
Average RPI	Loss: 43									
DIV. I ONLY		3- 4	186	0- 1	75	84	155	155	3	3
DIV. I NON-CONF.		3- 4	186	0- 1	75	84	155	155	3	3
-----										
TOTALS	RPI 1-25		RPI 26-50		W-L RECORDS		RPI 51-100		RPI 101-150	RPI 150+
3- 4	0- 2		0- 1		OVERALL		0- 0		0- 1	3- 0
3- 1	0- 1		0- 0		HOME		0- 0		0- 0	3- 0
0- 0	0- 0		0- 0		AWAY		0- 0		0- 0	0- 0
0- 3	0- 1		0- 1		NEUTRAL		0- 0		0- 1	0- 0
3- 4	0- 2		0- 1		NON-CONFERENCE		0- 0		0- 1	3- 0
3- 1	0- 1		0- 0		HOME		0- 0		0- 0	3- 0
0- 0	0- 0		0- 0		AWAY		0- 0		0- 0	0- 0
0- 3	0- 1		0- 1		NEUTRAL		0- 0		0- 1	0- 0
0- 0	0- 0		0- 0		CONFERENCE		0- 0		0- 0	0- 0
0- 0	0- 0		0- 0		HOME		0- 0		0- 0	0- 0
0- 0	0- 0		0- 0		AWAY		0- 0		0- 0	0- 0
0- 0	0- 0		0- 0		NEUTRAL		0- 0		0- 0	0- 0

RPI 1-25				RPI 26-50				RPI 51-100				RPI 101+ Team's RPI: 155			
RPI	S	Opponent	Score	RPI	S	Opponent	Score	RPI	S	Opponent	Score	RPI	S	Opponent	Score
7	N	UConn	50 90	38	N	St. John's (NY)	59 64					112	N	Purdue	59 70
15	H	IUPUI	58 66									217	H	Temple	62 55
												218	H	Norfolk St.	60 42
												283	H	Western Mich.	69 66
-----															
LAST 12 Division I GAMES:															
15	H	IUPUI	58 66	38	N	St. John's (NY)	59 64	112	N	Purdue	59 70				
218	H	Norfolk St.	60 42					7	N	UConn	50 90				
								283	H	Western Mich.	69 66				
								217	H	Temple	62 55				

Non-Div I Games:



Average RPI Win: 328  
Average RPI Loss: 181

WON-LOST  
RECORD

WINNING  
PCT. RANK

LAST 10  
GAMES

STRENGTH OF  
SCHEDULE

OPP. STRENGTH  
OF SCHEDULE

TEAM  
RPI

ADJ.  
RPI

CONF.  
RPI

ADJ CONF.  
RPI

DIV. I ONLY	2- 3	192	1- 0	289	326	309	309	19	19
DIV. I NON-CONF.	2- 3	192	1- 0	289	326	309	309	19	19
TOTALS	RPI 1-25	RPI 26-50	W-L RECORDS	RPI 51-100	RPI 101-150	RPI 150+			
2- 3	0- 0	0- 0	OVERALL	0- 0	0- 0	2- 3			
1- 1	0- 0	0- 0	HOME	0- 0	0- 0	1- 1			
0- 1	0- 0	0- 0	AWAY	0- 0	0- 0	0- 1			
1- 1	0- 0	0- 0	NEUTRAL	0- 0	0- 0	1- 1			
2- 3	0- 0	0- 0	NON-CONFERENCE	0- 0	0- 0	2- 3			
1- 1	0- 0	0- 0	HOME	0- 0	0- 0	1- 1			
0- 1	0- 0	0- 0	AWAY	0- 0	0- 0	0- 1			
1- 1	0- 0	0- 0	NEUTRAL	0- 0	0- 0	1- 1			
0- 0	0- 0	0- 0	CONFERENCE	0- 0	0- 0	0- 0			
0- 0	0- 0	0- 0	HOME	0- 0	0- 0	0- 0			
0- 0	0- 0	0- 0	AWAY	0- 0	0- 0	0- 0			
0- 0	0- 0	0- 0	NEUTRAL	0- 0	0- 0	0- 0			

RPI 1-25				RPI 26-50				RPI 51-100				RPI 101+ Team's RPI: 309			
RPI	S	Opponent	Score	RPI	S	Opponent	Score	RPI	S	Opponent	Score	RPI	S	Opponent	Score
												156	N	Campbell I	52 65
												191	A	Kansas St.	46 61
												197	H	CSUN	52 64
												310	H	USC Upstate	96 69
												345	N	Florida A&M	57 50
LAST 12 Division I GAMES:															
				345	N	Florida A&M	57 50	310	H	USC Upstate	96 69				
				156	N	Campbell I	52 65								
				197	H	CSUN	52 64								
				191	A	Kansas St.	46 61								

Non-Div I Games:

Omaha



Average RPI	Win: 223	WON-LOST	WINNING	LAST 10	STRENGTH OF	OPP. STRENGTH	TEAM	ADJ.	CONF.	ADJ CONF.
Average RPI	Loss: 113	RECORD	PCT. RANK	GAMES	SCHEDULE	OF SCHEDULE	RPI	RPI	RPI	RPI
DIV. I ONLY	2- 3	192	1- 0	114	184	164	164	19	19	
DIV. I NON-CONF.	2- 3	192	1- 0	114	184	164	164	19	19	
-----										
TOTALS	RPI 1-25	RPI 26-50	W-L RECORDS	RPI 51-100	RPI 101-150	RPI 150+				
2- 3	0- 0	0- 0	OVERALL	0- 2	0- 0	2- 1				
1- 1	0- 0	0- 0	HOME	0- 0	0- 0	1- 1				
1- 2	0- 0	0- 0	AWAY	0- 2	0- 0	1- 0				
0- 0	0- 0	0- 0	NEUTRAL	0- 0	0- 0	0- 0				
2- 3	0- 0	0- 0	NON-CONFERENCE	0- 2	0- 0	2- 1				
1- 1	0- 0	0- 0	HOME	0- 0	0- 0	1- 1				
1- 2	0- 0	0- 0	AWAY	0- 2	0- 0	1- 0				
0- 0	0- 0	0- 0	NEUTRAL	0- 0	0- 0	0- 0				
0- 0	0- 0	0- 0	CONFERENCE	0- 0	0- 0	0- 0				
0- 0	0- 0	0- 0	HOME	0- 0	0- 0	0- 0				
0- 0	0- 0	0- 0	AWAY	0- 0	0- 0	0- 0				
0- 0	0- 0	0- 0	NEUTRAL	0- 0	0- 0	0- 0				

RPI 1-25				RPI 26-50				RPI 51-100				RPI 101+ Team's RPI: 164					
RPI	S	Opponent	Score	RPI	S	Opponent	Score	RPI	S	Opponent	Score	RPI	S	Opponent	Score		
								87	A	Kansas	58	70	161	H	Tul sa	68	76
								91	A	Iowa	77	90	190	A	Texas St.	81	64
												255	H	UMKC	75	64	
LAST 12 Division I GAMES:																	
								190	A	Texas St.	81	64					
								255	H	UMKC	75	64					
								161	H	Tul sa	68	76					
								87	A	Kansas	58	70					
								91	A	Iowa	77	90					

Non-Div I Games: Harris-Stowe 74 46

Oral Roberts



Average RPI Win: 62  
Average RPI Loss: 0

WON-LOST  
RECORD

WINNING  
PCT. RANK

LAST 10  
GAMES

STRENGTH OF  
SCHEDULE

OPP. STRENGTH  
OF SCHEDULE

TEAM  
RPI

ADJ.  
RPI

CONF.  
RPI

ADJ CONF.  
RPI

DIV. I ONLY  
DIV. I NON-CONF.

5- 0  
5- 0

1  
1

1- 0  
1- 0

38  
38

8  
8

4  
4

4  
4

2  
2

2  
2

TOTALS

RPI 1-25

RPI 26-50

W-L RECORDS

RPI 51-100

RPI 101-150

RPI 150+

5- 0  
2- 0  
2- 0  
1- 0

1- 0  
1- 0  
0- 0  
0- 0

1- 0  
1- 0  
0- 0  
0- 0

OVERALL  
HOME  
AWAY  
NEUTRAL

2- 0  
0- 0  
2- 0  
0- 0

1- 0  
0- 0  
0- 0  
1- 0

0- 0  
0- 0  
0- 0  
0- 0

5- 0  
2- 0  
2- 0  
1- 0

1- 0  
1- 0  
0- 0  
0- 0

1- 0  
1- 0  
0- 0  
0- 0

NON-CONFERENCE  
HOME  
AWAY  
NEUTRAL

2- 0  
0- 0  
2- 0  
0- 0

1- 0  
0- 0  
0- 0  
1- 0

0- 0  
0- 0  
0- 0  
0- 0

0- 0  
0- 0  
0- 0  
0- 0

0- 0  
0- 0  
0- 0  
0- 0

0- 0  
0- 0  
0- 0  
0- 0

CONFERENCE  
HOME  
AWAY  
NEUTRAL

0- 0  
0- 0  
0- 0  
0- 0

0- 0  
0- 0  
0- 0  
0- 0

0- 0  
0- 0  
0- 0  
0- 0

RPI 1-25 Team's RPI: 4  
RPI S Opponent Score  
8 H Syracuse 75 73

RPI 26-50  
RPI S Opponent Score  
50 H Buffalo 102 82

RPI 51-100  
RPI S Opponent Score  
62 A Utah St. 88 58  
79 A Saint Mary's (CA) 79 55

RPI 101+  
RPI S Opponent Score  
113 N UC Riverside 94 44

LAST 12 Division I GAMES:

79 A Saint Mary's (CA) 79 55  
113 N UC Riverside 94 44  
50 H Buffalo 102 82  
62 A Utah St. 88 58  
8 H Syracuse 75 73

O  
r  
e  
g  
o  
n

O  
r  
e  
g  
o  
n

Non-Div I Games: Alas. Fairbanks 115 36

Oregon

Loss, Non-Conf, S Site, H Home A Away N Neutral



Average RPI Win: 158

Average RPI Loss: 1

WON-LOST  
RECORD

WINNING  
PCT. RANK

LAST 10  
GAMES

STRENGTH OF  
SCHEDULE

OPP. STRENGTH  
OF SCHEDULE

TEAM  
RPI

ADJ.  
RPI

CONF.  
RPI

ADJ CONF.  
RPI

DIV. I ONLY  
DIV. I NON-CONF.

5- 1  
5- 1

43  
43

0- 1  
0- 1

237  
237

5  
5

64  
64

64  
64

2  
2

2  
2

TOTALS

RPI 1-25

RPI 26-50

W-L RECORDS

RPI 51-100

RPI 101-150

RPI 150+

5- 1 0- 1  
3- 0 0- 0  
0- 0 0- 0  
2- 1 0- 1

0- 0  
0- 0  
0- 0  
0- 0

OVERALL  
HOME  
AWAY  
NEUTRAL

1- 0  
1- 0  
0- 0  
0- 0

1- 0  
1- 0  
0- 0  
0- 0

3- 0  
1- 0  
0- 0  
2- 0

5- 1 0- 1  
3- 0 0- 0  
0- 0 0- 0  
2- 1 0- 1

0- 0  
0- 0  
0- 0  
0- 0

NON-CONFERENCE  
HOME  
AWAY  
NEUTRAL

1- 0  
1- 0  
0- 0  
0- 0

1- 0  
1- 0  
0- 0  
0- 0

3- 0  
1- 0  
0- 0  
2- 0

0- 0 0- 0  
0- 0 0- 0  
0- 0 0- 0  
0- 0 0- 0

0- 0  
0- 0  
0- 0  
0- 0

CONFERENCE  
HOME  
AWAY  
NEUTRAL

0- 0  
0- 0  
0- 0  
0- 0

0- 0  
0- 0  
0- 0  
0- 0

0- 0  
0- 0  
0- 0  
0- 0

RPI 1-25

RPI 26-50

RPI 51-100

Team's RPI: 64

RPI 101+

RPI S Opponent Score  
1 N Notre Dame 81 91

RPI S Opponent Score

RPI S Opponent Score  
79 H Saint Mary's (CA) 89 56

RPI S Opponent Score  
131 H Ark. -Pine Bluff 89 33  
152 N South Carolina 70 68  
187 N Western Ky. 74 60  
241 H Cal Poly 79 54

LAST 12 Division I GAMES:

1 N Notre Dame 81 91

152 N South Carolina 70 68  
187 N Western Ky. 74 60  
79 H Saint Mary's (CA) 89 56  
131 H Ark. -Pine Bluff 89 33  
241 H Cal Poly 79 54

O  
r  
e  
g  
o  
n  
s  
t  
.

O  
r  
e  
g  
o  
n  
s  
t  
.

Non-Div I Games:

Oregon St.



Pacific

Paci f i c				Through Games Of Nov. 26, 2018																					
Average RPI Win:		205		WON-LOST RECORD		WINNING PCT. RANK		LAST 10 GAMES		STRENGTH OF SCHEDULE		OPP. STRENGTH OF SCHEDULE		TEAM RPI		ADJ. RPI		CONF. RPI		ADJ CONF. RPI					
Average RPI Loss:		3																							
DIV. I ONLY		3- 1		86		1- 0		105		47		51		51		4		4							
DIV. I NON-CONF.		3- 1		86		1- 0		105		47		51		51		4		4							
-----																									
TOTALS		RPI 1-25		RPI 26-50		W-L RECORDS		RPI 51-100		RPI 101-150		RPI 150+													
3- 1		0- 1		0- 0		OVERALL		0- 0		1- 0		2- 0													
2- 0		0- 0		0- 0		HOME		0- 0		0- 0		2- 0													
1- 0		0- 0		0- 0		AWAY		0- 0		1- 0		0- 0													
0- 1		0- 1		0- 0		NEUTRAL		0- 0		0- 0		0- 0													
3- 1		0- 1		0- 0		NON-CONFERENCE		0- 0		1- 0		2- 0													
2- 0		0- 0		0- 0		HOME		0- 0		0- 0		2- 0													
1- 0		0- 0		0- 0		AWAY		0- 0		1- 0		0- 0													
0- 1		0- 1		0- 0		NEUTRAL		0- 0		0- 0		0- 0													
0- 0		0- 0		0- 0		CONFERENCE		0- 0		0- 0		0- 0													
0- 0		0- 0		0- 0		HOME		0- 0		0- 0		0- 0													
0- 0		0- 0		0- 0		AWAY		0- 0		0- 0		0- 0													
0- 0		0- 0		0- 0		NEUTRAL		0- 0		0- 0		0- 0													
-----																									
RPI 1-25				RPI 26-50				RPI 51-100				Team's RPI: 51				RPI 101+									
RPI	S	Opponent		Score		RPI	S	Opponent		Score		RPI	S	Opponent		Score		RPI	S	Opponent		Score			
3	N	Cal i forni a		69 81														107	A	UC Davi s		83 80			
																		173	H	Wyomi ng		70 64			
																		334	H	North Dakota St.		75 68			

Pacific

Non-Di v I Games:

Paci f i c



Average RPI Win: **306**  
 Average RPI Loss: **69**

WON-LOST  
RECORD

WINNING  
PCT. RANK

LAST 10  
GAMES

STRENGTH OF  
SCHEDULE

OPP. STRENGTH  
OF SCHEDULE

TEAM  
RPI

ADJ.  
RPI

CONF.  
RPI

ADJ CONF.  
RPI

DIV. I ONLY	4- 2	105	0- 1	181	183	124	124	22	22
DIV. I NON-CONF.	4- 2	105	0- 1	181	183	124	124	22	22
TOTALS	RPI 1-25	RPI 26-50	W-L RECORDS	RPI 51-100	RPI 101-150	RPI 150+			
4- 2	0- 1	0- 0	OVERALL	0- 0	0- 1	4- 0			
2- 0	0- 0	0- 0	HOME	0- 0	0- 0	2- 0			
2- 1	0- 1	0- 0	AWAY	0- 0	0- 0	2- 0			
0- 1	0- 0	0- 0	NEUTRAL	0- 0	0- 1	0- 0			
4- 2	0- 1	0- 0	NON-CONFERENCE	0- 0	0- 1	4- 0			
2- 0	0- 0	0- 0	HOME	0- 0	0- 0	2- 0			
2- 1	0- 1	0- 0	AWAY	0- 0	0- 0	2- 0			
0- 1	0- 0	0- 0	NEUTRAL	0- 0	0- 1	0- 0			
0- 0	0- 0	0- 0	CONFERENCE	0- 0	0- 0	0- 0			
0- 0	0- 0	0- 0	HOME	0- 0	0- 0	0- 0			
0- 0	0- 0	0- 0	AWAY	0- 0	0- 0	0- 0			
0- 0	0- 0	0- 0	NEUTRAL	0- 0	0- 0	0- 0			

RPI	S	Opponent	Score	RPI	S	Opponent	Score	RPI	S	Opponent	Score	RPI	S	Opponent	Score	Team's RPI: 124
1	A	Notre Dame	55 <b>75</b>									136	N	Maine	46 <b>47</b>	
												243	A	Siena	58 51	
												317	A	Navy	65 61	
												327	H	Saint Joseph's	65 45	
												336	H	NJIT	85 42	
LAST 12 Division I GAMES:																
136	N	Maine	46 <b>47</b>	327	H	Saint Joseph's	65 45	1	A	Notre Dame	55 <b>75</b>	243	A	Siena	58 51	
317	A	Navy	65 61													
336	H	NJIT	85 42													

Non-Div I Games:

Penn



Average RPI Win: 193

Average RPI Loss: 35

WON-LOST  
RECORDWINNING  
PCT. RANKLAST 10  
GAMESSTRENGTH OF  
SCHEDULEOPP. STRENGTH  
OF SCHEDULETEAM  
RPIADJ.  
RPICONF.  
RPIADJ CONF.  
RPIDIV. I ONLY  
DIV. I NON-CONF.4- 2  
4- 2105  
1050- 1  
0- 1101  
10156  
56102  
102102  
1026  
66  
6

TOTALS

RPI 1-25

RPI 26-50

W-L RECORDS

RPI 51-100

RPI 101-150

RPI 150+

4- 2 0- 1  
3- 2 0- 1  
1- 0 0- 0  
0- 0 0- 00- 0  
0- 0  
0- 0  
0- 0OVERALL  
HOME  
AWAY  
NEUTRAL1- 1  
0- 1  
1- 0  
0- 00- 0  
0- 0  
0- 0  
0- 03- 0  
3- 0  
0- 0  
0- 04- 2 0- 1  
3- 2 0- 1  
1- 0 0- 0  
0- 0 0- 00- 0  
0- 0  
0- 0  
0- 0NON-CONFERENCE  
HOME  
AWAY  
NEUTRAL1- 1  
0- 1  
1- 0  
0- 00- 0  
0- 0  
0- 0  
0- 03- 0  
3- 0  
0- 0  
0- 00- 0 0- 0  
0- 0 0- 0  
0- 0 0- 0  
0- 0 0- 00- 0  
0- 0  
0- 0  
0- 0CONFERENCE  
HOME  
AWAY  
NEUTRAL0- 0  
0- 0  
0- 0  
0- 00- 0  
0- 0  
0- 0  
0- 00- 0  
0- 0  
0- 0  
0- 0

RPI 1-25

RPI S Opponent Score  
3 H Cal i forni a 58 75

RPI 26-50

RPI S Opponent Score

RPI 51-100

RPI S Opponent Score  
67 H Stony Brook 70 81  
74 A Fordham 72 55

RPI 101+

Team's RPI: 102

RPI S Opponent Score  
225 H Princeton 79 71  
226 H North Dakota 75 68  
247 H Provi dence 74 72

LAST 12 Division I GAMES:

74 A Fordham 72 55 67 H Stony Brook 70 81  
3 H Cal i forni a 58 75 226 H North Dakota 75 68  
247 H Provi dence 74 72 225 H Princeton 79 71

Non-Div I Games:

Penn St.



Average RPI	Win: 187	WON-LOST	WINNING	LAST 10	STRENGTH OF	OPP. STRENGTH	TEAM	ADJ.	CONF.	ADJ CONF.
Average RPI	Loss: 0	RECORD	PCT. RANK	GAMES	SCHEDULE	OF SCHEDULE	RPI	RPI	RPI	RPI
DIV. I ONLY	3- 0	1	1- 0	278	21	57	57	4	4	
DIV. I NON-CONF.	3- 0	1	1- 0	278	21	57	57	4	4	
-----										
TOTALS	RPI 1-25	RPI 26-50	W-L RECORDS	RPI 51-100	RPI 101-150	RPI 150+				
3- 0	0- 0	0- 0	OVERALL	1- 0	0- 0	2- 0				
0- 0	0- 0	0- 0	HOME	0- 0	0- 0	0- 0				
2- 0	0- 0	0- 0	AWAY	0- 0	0- 0	2- 0				
1- 0	0- 0	0- 0	NEUTRAL	1- 0	0- 0	0- 0				
3- 0	0- 0	0- 0	NON-CONFERENCE	1- 0	0- 0	2- 0				
0- 0	0- 0	0- 0	HOME	0- 0	0- 0	0- 0				
2- 0	0- 0	0- 0	AWAY	0- 0	0- 0	2- 0				
1- 0	0- 0	0- 0	NEUTRAL	1- 0	0- 0	0- 0				
0- 0	0- 0	0- 0	CONFERENCE	0- 0	0- 0	0- 0				
0- 0	0- 0	0- 0	HOME	0- 0	0- 0	0- 0				
0- 0	0- 0	0- 0	AWAY	0- 0	0- 0	0- 0				
0- 0	0- 0	0- 0	NEUTRAL	0- 0	0- 0	0- 0				

RPI 1-25				RPI 26-50				RPI 51-100				RPI 101+			
RPI	S	Opponent	Score	RPI	S	Opponent	Score	RPI	S	Opponent	Score	RPI	S	Opponent	Score
								58 N		Sacramento St.	113 97	241 A		Cal Poly	70 63
												263 A		Hawai i	65 64
LAST 12 Division I GAMES:															
								241 A		Cal Poly	70 63				
								58 N		Sacramento St.	113 97				
								263 A		Hawai i	65 64				

Non-Div I Games:

Pepperdine



Average RPI	Win: 245	WON-LOST	WINNING	LAST 10	STRENGTH OF	OPP. STRENGTH	TEAM	ADJ.	CONF.	ADJ CONF.
Average RPI	Loss: 138	RECORD	PCT. RANK	GAMES	SCHEDULE	OF SCHEDULE	RPI	RPI	RPI	RPI
DIV. I ONLY	4- 4	153	1- 0	132	241	194	194	1	1	
DIV. I NON-CONF.	4- 4	153	1- 0	132	241	194	194	1	1	
-----										
TOTALS	RPI 1-25	RPI 26-50	W-L RECORDS	RPI 51-100	RPI 101-150	RPI 150+				
4- 4	0- 0	0- 0	OVERALL	0- 1	1- 1	3- 2				
2- 2	0- 0	0- 0	HOME	0- 1	0- 0	2- 1				
0- 1	0- 0	0- 0	AWAY	0- 0	0- 0	0- 1				
2- 1	0- 0	0- 0	NEUTRAL	0- 0	1- 1	1- 0				
4- 4	0- 0	0- 0	NON-CONFERENCE	0- 1	1- 1	3- 2				
2- 2	0- 0	0- 0	HOME	0- 1	0- 0	2- 1				
0- 1	0- 0	0- 0	AWAY	0- 0	0- 0	0- 1				
2- 1	0- 0	0- 0	NEUTRAL	0- 0	1- 1	1- 0				
0- 0	0- 0	0- 0	CONFERENCE	0- 0	0- 0	0- 0				
0- 0	0- 0	0- 0	HOME	0- 0	0- 0	0- 0				
0- 0	0- 0	0- 0	AWAY	0- 0	0- 0	0- 0				
0- 0	0- 0	0- 0	NEUTRAL	0- 0	0- 0	0- 0				

RPI 1-25				RPI 26-50				RPI 51-100				RPI 101+				Team's RPI: 194
RPI	S	Opponent	Score	RPI	S	Opponent	Score	RPI	S	Opponent	Score	RPI	S	Opponent	Score	
								65	H	UCF	58 61	109	N	Wisconsin	42 57	
												126	N	Arkansas	61 54	
												181	H	Youngstown St.	55 64	
												185	H	Cincinnati	65 48	
												195	A	Georgetown	41 70	
												325	N	Tennessee St.	78 56	
												343	H	New Orleans	90 38	
LAST 12 Division I GAMES:																
343	H	New Orleans	90 38	325	N	Tennessee St.	78 56	126	N	Arkansas	61 54	109	N	Wisconsin	42 57	
65	H	UCF	58 61					195	A	Georgetown	41 70	185	H	Cincinnati	65 48	
								181	H	Youngstown St.	55 64					

Non-Div I Games:

Pittsburgh



Average RPI Win:	255	WON-LOST	WINNING	LAST 10	STRENGTH OF	OPP. STRENGTH	TEAM	ADJ.	CONF.	ADJ CONF.
Average RPI Loss:	106	RECORD	PCT. RANK	GAMES	SCHEDULE	OF SCHEDULE	RPI	RPI	RPI	RPI

DIV. I ONLY	4- 1	56	1- 0	135	208	69	69	4	4
DIV. I NON-CONF.	4- 1	56	1- 0	135	208	69	69	4	4
TOTALS	RPI 1-25	RPI 26-50	W-L RECORDS	RPI 51-100	RPI 101-150	RPI 150+			
4- 1	0- 0	0- 0	OVERALL	0- 0	0- 1	4- 0			
1- 0	0- 0	0- 0	HOME	0- 0	0- 0	1- 0			
3- 0	0- 0	0- 0	AWAY	0- 0	0- 0	3- 0			
0- 1	0- 0	0- 0	NEUTRAL	0- 0	0- 1	0- 0			
4- 1	0- 0	0- 0	NON-CONFERENCE	0- 0	0- 1	4- 0			
1- 0	0- 0	0- 0	HOME	0- 0	0- 0	1- 0			
3- 0	0- 0	0- 0	AWAY	0- 0	0- 0	3- 0			
0- 1	0- 0	0- 0	NEUTRAL	0- 0	0- 1	0- 0			
0- 0	0- 0	0- 0	CONFERENCE	0- 0	0- 0	0- 0			
0- 0	0- 0	0- 0	HOME	0- 0	0- 0	0- 0			
0- 0	0- 0	0- 0	AWAY	0- 0	0- 0	0- 0			
0- 0	0- 0	0- 0	NEUTRAL	0- 0	0- 0	0- 0			

RPI 1-25	RPI 26-50	RPI 51-100	Team's RPI: 69	RPI 101+
RPI S Opponent Score	RPI S Opponent Score	RPI S Opponent Score		RPI S Opponent Score
				106 N Arizona 70 92
				222 H Cal St. Fullerton 83 74
				249 A Utah Valley 65 60
				263 A Hawaii 72 65
				287 A Weber St. 89 73
LAST 12 Division I GAMES:				
222 H Cal St. Fullerton 83 74		249 A Utah Valley 65 60		
106 N Arizona 70 92				
263 A Hawaii 72 65				
287 A Weber St. 89 73				

Non-Div I Games:

Portland



Average RPI	Win: 189	WON-LOST	WINNING	LAST 10	STRENGTH OF	OPP. STRENGTH	TEAM	ADJ.	CONF.	ADJ CONF.
Average RPI	Loss: 0	RECORD	PCT. RANK	GAMES	SCHEDULE	OF SCHEDULE	RPI	RPI	RPI	RPI
DIV. I ONLY	3- 0	1	1- 0	311	19	82	82	9	9	
DIV. I NON-CONF.	3- 0	1	1- 0	311	19	82	82	9	9	
-----										
TOTALS	RPI 1-25	RPI 26-50	W-L RECORDS	RPI 51-100	RPI 101-150	RPI 150+				
3- 0	0- 0	0- 0	OVERALL	0- 0	1- 0	2- 0				
3- 0	0- 0	0- 0	HOME	0- 0	1- 0	2- 0				
0- 0	0- 0	0- 0	AWAY	0- 0	0- 0	0- 0				
0- 0	0- 0	0- 0	NEUTRAL	0- 0	0- 0	0- 0				
3- 0	0- 0	0- 0	NON-CONFERENCE	0- 0	1- 0	2- 0				
3- 0	0- 0	0- 0	HOME	0- 0	1- 0	2- 0				
0- 0	0- 0	0- 0	AWAY	0- 0	0- 0	0- 0				
0- 0	0- 0	0- 0	NEUTRAL	0- 0	0- 0	0- 0				
0- 0	0- 0	0- 0	CONFERENCE	0- 0	0- 0	0- 0				
0- 0	0- 0	0- 0	HOME	0- 0	0- 0	0- 0				
0- 0	0- 0	0- 0	AWAY	0- 0	0- 0	0- 0				
0- 0	0- 0	0- 0	NEUTRAL	0- 0	0- 0	0- 0				

RPI 1-25				RPI 26-50				RPI 51-100 Team's RPI: 82				RPI 101+			
RPI	S	Opponent	Score	RPI	S	Opponent	Score	RPI	S	Opponent	Score	RPI	S	Opponent	Score
												107	H	UC Davis	65 50
												183	H	San Jose St.	80 51
												278	H	Seattle U	68 43
								LAST 12 Division I GAMES:							
								278	H	Seattle U	68 43				
								107	H	UC Davis	65 50				
								183	H	San Jose St.	80 51				

Non-Div I Games: Warner Pacific 102 49

Portland St.



Franchise View				Through Games Of Nov. 20, 2010								
Average RPI	Win:	0	WON-LOST RECORD	WINNING PCT.	RANK	LAST 10 GAMES	STRENGTH OF SCHEDULE	OPP. STRENGTH OF SCHEDULE	TEAM RPI	ADJ. RPI	CONF. RPI	ADJ. CONF. RPI
Loss:	129											
DIV. I ONLY			0- 1	310		0- 0	1	351	114	114	27	27
DIV. I NON-CONF.			0- 1	310		0- 0	1	351	114	114	27	27
TOTALS		RPI 1-25			RPI 26-50		W-L RECORDS		RPI 51-100	RPI 101-150		RPI 150+
0- 1	0- 0				0- 0		OVERALL	0- 0		0- 1		0- 0
0- 0	0- 0				0- 0		HOME	0- 0		0- 0		0- 0
0- 1	0- 0				0- 0		AWAY	0- 0		0- 1		0- 0
0- 0	0- 0				0- 0		NEUTRAL	0- 0		0- 0		0- 0
0- 1	0- 0				0- 0		NON-CONFERENCE	0- 0		0- 1		0- 0
0- 0	0- 0				0- 0		HOME	0- 0		0- 0		0- 0
0- 1	0- 0				0- 0		AWAY	0- 0		0- 1		0- 0
0- 0	0- 0				0- 0		NEUTRAL	0- 0		0- 0		0- 0
0- 0	0- 0				0- 0		CONFERENCE	0- 0		0- 0		0- 0
0- 0	0- 0				0- 0		HOME	0- 0		0- 0		0- 0
0- 0	0- 0				0- 0		AWAY	0- 0		0- 0		0- 0
0- 0	0- 0				0- 0		NEUTRAL	0- 0		0- 0		0- 0

RPI 1-25				RPI 26-50				RPI 51-100				RPI 101+ Team's RPI: 114			
RPI	S	Opponent	Score	RPI	S	Opponent	Score	RPI	S	Opponent	Score	RPI	S	Opponent	Score
												129	A	Oklahoma St.	50 70
LAST 12 Division I GAMES:															
												129	A	Oklahoma St.	50 70

Non-Div I Games:	Jarvis Christian	117	32	Arlington Baptist	105	31
------------------	------------------	-----	----	-------------------	-----	----

Prairie View



Average RPI Win:	233	WON-LOST	WINNING	LAST 10
Average RPI Loss:	154	RECORD	PCT. RANK	GAMES

DIV. I ONLY	1- 4	271	0- 1	125	230	260	260	28	28
DIV. I NON-CONF.	1- 4	271	0- 1	125	230	260	260	28	28
TOTALS	RPI 1-25	RPI 26-50	W-L RECORDS	RPI 51-100	RPI 101-150	RPI 150+			
1- 4	0- 0	0- 1	OVERALL	0- 0	0- 1	1- 2			
1- 1	0- 0	0- 0	HOME	0- 0	0- 0	1- 1			
0- 3	0- 0	0- 1	AWAY	0- 0	0- 1	0- 1			
0- 0	0- 0	0- 0	NEUTRAL	0- 0	0- 0	0- 0			
1- 4	0- 0	0- 1	NON-CONFERENCE	0- 0	0- 1	1- 2			
1- 1	0- 0	0- 0	HOME	0- 0	0- 0	1- 1			
0- 3	0- 0	0- 1	AWAY	0- 0	0- 1	0- 1			
0- 0	0- 0	0- 0	NEUTRAL	0- 0	0- 0	0- 0			
0- 0	0- 0	0- 0	CONFERENCE	0- 0	0- 0	0- 0			
0- 0	0- 0	0- 0	HOME	0- 0	0- 0	0- 0			
0- 0	0- 0	0- 0	AWAY	0- 0	0- 0	0- 0			
0- 0	0- 0	0- 0	NEUTRAL	0- 0	0- 0	0- 0			

RPI 1-25				RPI 26-50				RPI 51-100				RPI 101+ Team's RPI: 260			
RPI	S	Opponent	Score	RPI	S	Opponent	Score	RPI	S	Opponent	Score	RPI	S	Opponent	Score
				31	A	Tennessee	49 97					141	A	UNCW	48 63
												167	A	Vanderbilt	43 78
												233	H	Wofford	61 50
												277	H	South Carolina St.	48 57
LAST 12 Division I GAMES:															
				277	H	South Carolina St.	48 57	167	A	Vanderbilt	43 78				
				233	H	Wofford	61 50								
				141	A	UNCW	48 63								
				31	A	Tennessee	49 97								

Presbyteri an



Average RPI	Win:	271	WON-LOST	WINNING	LAST 10	STRENGTH OF	OPP. STRENGTH	TEAM	ADJ.	CONF.	ADJ CONF.
Average RPI	Loss:	123	RECORD	PCT. RANK	GAMES	SCHEDULE	OF SCHEDULE	RPI	RPI	RPI	RPI
DIV. I ONLY		1- 6		306	0- 1	120	126	225	225	22	22
DIV. I NON-CONF.		1- 6		306	0- 1	120	126	225	225	22	22
-----											
TOTALS	RPI 1-25		RPI 26-50		W-L RECORDS	RPI 51-100		RPI 101-150		RPI 150+	
1- 6	0- 1		0- 0		OVERALL	0- 1		0- 2		1- 2	
0- 1	0- 0		0- 0		HOME	0- 0		0- 1		0- 0	
1- 2	0- 0		0- 0		AWAY	0- 0		0- 1		1- 1	
0- 3	0- 1		0- 0		NEUTRAL	0- 1		0- 0		0- 1	
1- 6	0- 1		0- 0		NON-CONFERENCE	0- 1		0- 2		1- 2	
0- 1	0- 0		0- 0		HOME	0- 0		0- 1		0- 0	
1- 2	0- 0		0- 0		AWAY	0- 0		0- 1		1- 1	
0- 3	0- 1		0- 0		NEUTRAL	0- 1		0- 0		0- 1	
0- 0	0- 0		0- 0		CONFERENCE	0- 0		0- 0		0- 0	
0- 0	0- 0		0- 0		HOME	0- 0		0- 0		0- 0	
0- 0	0- 0		0- 0		AWAY	0- 0		0- 0		0- 0	
0- 0	0- 0		0- 0		NEUTRAL	0- 0		0- 0		0- 0	

RPI	S	Opponent	Score
8	N	Syracuse	61 92

RPI	S	Opponent	Score
-----	---	----------	-------

RPI	S	Opponent	Score
66	N	DePaul	67 82

RPI	S	Opponent	Score
102	A	Penn St.	71 79
145	H	Seton Hall	66 70
191	N	Kansas St.	61 80
223	A	George Washi ngton	49 64
271	A	Ri der	89 65

## LAST 12 Division I GAMES:

191 N	Kansas St.	61	80	66 N	DePaul	67	82
8 N	Syracuse	61	92	102 A	Penn St.	71	79
				145 H	Seton Hall	66	70
				223 A	George Washi ngton	49	64
				271 A	Ri der	89	65

Non-Div I Games:

Princeton



Average RPI	Win:	295	WON-LOST	WINNING	LAST 10	STRENGTH OF	OPP. STRENGTH	TEAM	ADJ.	CONF.	ADJ CONF.
Average RPI	Loss:	75	RECORD	PCT. RANK	GAMES	SCHEDULE	OF SCHEDULE	RPI	RPI	RPI	RPI
DIV. I ONLY		1- 2		214	1- 0	162	142	247	247	7	7
DIV. I NON-CONF.		1- 2		214	1- 0	162	142	247	247	7	7
-----											
TOTALS	RPI 1-25		RPI 26-50		W-L RECORDS	RPI 51-100		RPI 101-150		RPI 150+	
1- 2	0- 0		0- 1		OVERALL	0- 0		0- 1		1- 0	
1- 1	0- 0		0- 1		HOME	0- 0		0- 0		1- 0	
0- 1	0- 0		0- 0		AWAY	0- 0		0- 1		0- 0	
0- 0	0- 0		0- 0		NEUTRAL	0- 0		0- 0		0- 0	
1- 2	0- 0		0- 1		NON-CONFERENCE	0- 0		0- 1		1- 0	
1- 1	0- 0		0- 1		HOME	0- 0		0- 0		1- 0	
0- 1	0- 0		0- 0		AWAY	0- 0		0- 1		0- 0	
0- 0	0- 0		0- 0		NEUTRAL	0- 0		0- 0		0- 0	
0- 0	0- 0		0- 0		CONFERENCE	0- 0		0- 0		0- 0	
0- 0	0- 0		0- 0		HOME	0- 0		0- 0		0- 0	
0- 0	0- 0		0- 0		AWAY	0- 0		0- 0		0- 0	
0- 0	0- 0		0- 0		NEUTRAL	0- 0		0- 0		0- 0	

RPI 1-25				RPI 26-50				RPI 51-100				RPI 101+ Team's RPI: 247			
RPI	S	Opponent	Score	RPI	S	Opponent	Score	RPI	S	Opponent	Score	RPI	S	Opponent	Score
				47	H	Qui nni pi ac	44 48					102	A	Penn St.	72 74
												295	H	Sacred Heart	62 52
LAST 12 Di vi si on I GAMES:															
				47	H	Qui nni pi ac	44 48	295	H	Sacred Heart	62 52				
				102	A	Penn St.	72 74								

Non-Di v I Games:

Provi dence



Average RPI Win: 227

Average RPI Loss: 23

WON-LOST  
RECORDWINNING  
PCT. RANKLAST 10  
GAMESSTRENGTH OF  
SCHEDULEOPP. STRENGTH  
OF SCHEDULETEAM  
RPIADJ.  
RPICONF.  
RPIADJ CONF.  
RPIDIV. I ONLY  
DIV. I NON-CONF.5- 2  
5- 296  
960- 1  
0- 1185  
185118  
118112  
112112  
1126  
66  
6

TOTALS

RPI 1-25

RPI 26-50

W-L RECORDS

RPI 51-100

RPI 101-150

RPI 150+

5- 2 0- 1

0- 1

OVERALL

0- 0

1- 0

4- 0

3- 0 0- 0

0- 0

HOME

0- 0

1- 0

2- 0

1- 1 0- 1

0- 0

AWAY

0- 0

0- 0

1- 0

1- 1 0- 0

0- 1

NEUTRAL

0- 0

0- 0

1- 0

5- 2 0- 1

0- 1

NON-CONFERENCE

0- 0

1- 0

4- 0

3- 0 0- 0

0- 0

HOME

0- 0

1- 0

2- 0

1- 1 0- 1

0- 0

AWAY

0- 0

0- 0

1- 0

1- 1 0- 0

0- 1

NEUTRAL

0- 0

0- 0

1- 0

0- 0 0- 0

0- 0

CONFERENCE

0- 0

0- 0

0- 0

0- 0 0- 0

0- 0

HOME

0- 0

0- 0

0- 0

0- 0 0- 0

0- 0

AWAY

0- 0

0- 0

0- 0

0- 0 0- 0

0- 0

NEUTRAL

0- 0

0- 0

0- 0

RPI 1-25

RPI 26-50

RPI 51-100

RPI 101+

Team's RPI: 112

RPI	S	Opponent	Score
7	A	UConn	40 86

RPI	S	Opponent	Score
38	N	St. John's (NY)	62 68

RPI	S	Opponent	Score
-----	---	----------	-------

RPI	S	Opponent	Score
135	H	Harvard	66 65
155	N	Ole Miss	70 59
203	H	Western Ill.	81 60
318	H	Purdue Fort Wayne	78 44
322	A	Ball St.	80 38

LAST 12 Division I GAMES:

7	A	UConn	40	86	203	H	Western Ill.	81	60
155	N	Ole Miss	70	59	135	H	Harvard	66	65
38	N	St. John's (NY)	62	68	322	A	Ball St.	80	38
318	H	Purdue Fort Wayne	78	44					

Non-Div I Games:

Purdue



Average RPI Win: 329 WON-LOST RECORD WINNING PCT. RANK LAST 10 GAMES STRENGTH OF SCHEDULE OPP. STRENGTH OF SCHEDULE TEAM RPI ADJ. RPI CONF. RPI ADJ CONF. RPI

Average RPI Loss: 172

DIV. I ONLY	1- 4	271	0- 1	310	252	318	318	19	19
DIV. I NON-CONF.	1- 4	271	0- 1	310	252	318	318	19	19
TOTALS	RPI 1-25	RPI 26-50	W-L RECORDS	RPI 51-100	RPI 101-150	RPI 150+			
1- 4	0- 0	0- 0	OVERALL	0- 0	0- 2	1- 2			
0- 1	0- 0	0- 0	HOME	0- 0	0- 0	0- 1			
1- 3	0- 0	0- 0	AWAY	0- 0	0- 2	1- 1			
0- 0	0- 0	0- 0	NEUTRAL	0- 0	0- 0	0- 0			
1- 4	0- 0	0- 0	NON-CONFERENCE	0- 0	0- 2	1- 2			
0- 1	0- 0	0- 0	HOME	0- 0	0- 0	0- 1			
1- 3	0- 0	0- 0	AWAY	0- 0	0- 2	1- 1			
0- 0	0- 0	0- 0	NEUTRAL	0- 0	0- 0	0- 0			
0- 0	0- 0	0- 0	CONFERENCE	0- 0	0- 0	0- 0			
0- 0	0- 0	0- 0	HOME	0- 0	0- 0	0- 0			
0- 0	0- 0	0- 0	AWAY	0- 0	0- 0	0- 0			
0- 0	0- 0	0- 0	NEUTRAL	0- 0	0- 0	0- 0			

RPI 1-25	RPI 26-50	RPI 51-100	RPI 101+	Team's RPI: 318
RPI S Opponent Score	RPI S Opponent Score	RPI S Opponent Score	RPI S Opponent Score	
			112 A Purdue 44 78	
			123 A Eastern Ill. 63 72	
			169 H SIUE 49 57	
			283 A Western Mich. 61 69	
			329 A Evansville 72 66	
LAST 12 Division I GAMES:				
123 A Eastern Ill. 63 72	169 H SIUE 49 57	329 A Evansville 72 66	112 A Purdue 44 78	
283 A Western Mich. 61 69				

Non-Div I Games: Taylor (IN) 84 74 Ind. -Kokomo 87 50



Through Games Of Nov. 20, 2018												
Average RPI		Win: 224	WON-LOST RECORD		WINNING PCT. RANK	LAST 10 GAMES	STRENGTH OF SCHEDULE	OPP. STRENGTH OF SCHEDULE	TEAM RPI	ADJ. RPI	CONF. RPI	ADJ CONF. RPI
DIV. I ONLY			3- 3		153	1- 0	34	143	47	47	29	29
DIV. I NON-CONF.			3- 3		153	1- 0	34	143	47	47	29	29
-----												
TOTALS		RPI 1-25			RPI 26-50		W-L RECORDS	RPI 51-100		RPI 101-150		RPI 150+
3- 3		0- 1			0- 1		OVERALL	0- 1		1- 0		2- 0
0- 0		0- 0			0- 0		HOME	0- 0		0- 0		0- 0
2- 1		0- 1			0- 0		AWAY	0- 0		1- 0		1- 0
1- 2		0- 0			0- 1		NEUTRAL	0- 1		0- 0		1- 0
3- 3		0- 1			0- 1		NON-CONFERENCE	0- 1		1- 0		2- 0
0- 0		0- 0			0- 0		HOME	0- 0		0- 0		0- 0
2- 1		0- 1			0- 0		AWAY	0- 0		1- 0		1- 0
1- 2		0- 0			0- 1		NEUTRAL	0- 1		0- 0		1- 0
0- 0		0- 0			0- 0		CONFERENCE	0- 0		0- 0		0- 0
0- 0		0- 0			0- 0		HOME	0- 0		0- 0		0- 0
0- 0		0- 0			0- 0		AWAY	0- 0		0- 0		0- 0
0- 0		0- 0			0- 0		NEUTRAL	0- 0		0- 0		0- 0

RPI	S	Opponent	Score	RPI	S	Opponent	Score	RPI	S	Opponent	Score	RPI	S	Opponent	Score
24	A	Bucknel I	58 75	27	N	Texas	55 56	70	N	Missouri	51 65	104	A	Drexel	56 52
												247	A	Provi dence	48 44
												322	N	Ball St.	69 66
-----															
LAST 12 Di vi si on I GAMES:															
322	N	Ball St.	69 66	24	A	Bucknel I	58 75	104	A	Drexel	56 52				
70	N	Missouri	51 65												
27	N	Texas	55 56												
247	A	Provi dence	48 44												

Non-Di v I Games:

Qui nni pi ac



Average RPI	Win:	255	WON-LOST	WINNING	LAST 10	STRENGTH OF	OPP. STRENGTH	TEAM	ADJ.	CONF.	ADJ CONF.
Average RPI	Loss:	92	RECORD	PCT. RANK	GAMES	SCHEDULE	OF SCHEDULE	RPI	RPI	RPI	RPI
DIV. I ONLY		3- 2		126	0- 1	258	81	192	192	28	28
DIV. I NON-CONF.		3- 2		126	0- 1	258	81	192	192	28	28
-----											
TOTALS	RPI 1-25		RPI 26-50		W-L RECORDS	RPI 51-100		RPI 101-150		RPI 150+	
3- 2	0- 1		0- 0		OVERALL	0- 0		0- 0		3- 1	
2- 0	0- 0		0- 0		HOME	0- 0		0- 0		2- 0	
0- 1	0- 1		0- 0		AWAY	0- 0		0- 0		0- 0	
1- 1	0- 0		0- 0		NEUTRAL	0- 0		0- 0		1- 1	
3- 2	0- 1		0- 0		NON-CONFERENCE	0- 0		0- 0		3- 1	
2- 0	0- 0		0- 0		HOME	0- 0		0- 0		2- 0	
0- 1	0- 1		0- 0		AWAY	0- 0		0- 0		0- 0	
1- 1	0- 0		0- 0		NEUTRAL	0- 0		0- 0		1- 1	
0- 0	0- 0		0- 0		CONFERENCE	0- 0		0- 0		0- 0	
0- 0	0- 0		0- 0		HOME	0- 0		0- 0		0- 0	
0- 0	0- 0		0- 0		AWAY	0- 0		0- 0		0- 0	
0- 0	0- 0		0- 0		NEUTRAL	0- 0		0- 0		0- 0	

RPI 1-25				RPI 26-50				RPI 51-100				RPI 101+ Team's RPI: 192			
RPI	S	Opponent	Score	RPI	S	Opponent	Score	RPI	S	Opponent	Score	RPI	S	Opponent	Score
5	A	NC State	58 75									179	N	Nebraska	39 77
												217	N	Temple	56 50
												270	H	ETSU	79 64
												277	H	South Carolina St.	61 31
LAST 12 Division I GAMES:															
				277	H	South Carolina St.	61 31	179	N	Nebraska	39 77				
								217	N	Temple	56 50				
								5	A	NC State	58 75				
								270	H	ETSU	79 64				

Non-Div I Games:

Radford



Average RPI	Win:	314	WON-LOST	WINNING	LAST 10	STRENGTH OF	OPP. STRENGTH	TEAM	ADJ.	CONF.	ADJ CONF.
Average RPI	Loss:	89	RECORD	PCT. RANK	GAMES	SCHEDULE	OF SCHEDULE	RPI	RPI	RPI	RPI
DIV. I ONLY		2- 2		153	0- 1	114	224	130	130	20	20
DIV. I NON-CONF.		2- 2		153	0- 1	114	224	130	130	20	20
-----											
TOTALS	RPI 1-25		RPI 26-50		W-L RECORDS	RPI 51-100		RPI 101-150		RPI 150+	
2- 2	0- 0		0- 1		OVERALL	0- 0		0- 1		2- 0	
0- 1	0- 0		0- 1		HOME	0- 0		0- 0		0- 0	
2- 1	0- 0		0- 0		AWAY	0- 0		0- 1		2- 0	
0- 0	0- 0		0- 0		NEUTRAL	0- 0		0- 0		0- 0	
2- 2	0- 0		0- 1		NON-CONFERENCE	0- 0		0- 1		2- 0	
0- 1	0- 0		0- 1		HOME	0- 0		0- 0		0- 0	
2- 1	0- 0		0- 0		AWAY	0- 0		0- 1		2- 0	
0- 0	0- 0		0- 0		NEUTRAL	0- 0		0- 0		0- 0	
0- 0	0- 0		0- 0		CONFERENCE	0- 0		0- 0		0- 0	
0- 0	0- 0		0- 0		HOME	0- 0		0- 0		0- 0	
0- 0	0- 0		0- 0		AWAY	0- 0		0- 0		0- 0	
0- 0	0- 0		0- 0		NEUTRAL	0- 0		0- 0		0- 0	

RPI 1-25				RPI 26-50				RPI 51-100				RPI 101+ Team's RPI: 130			
RPI	S	Opponent	Score	RPI	S	Opponent	Score	RPI	S	Opponent	Score	RPI	S	Opponent	Score
				35	H	Boston College	64 88					142	A	Holy Cross	65 73
												312	A	Vermont	61 58
												316	A	Robert Morris	46 41
LAST 12 Division I GAMES:															
				142	A	Holy Cross	65 73								
				312	A	Vermont	61 58								
				316	A	Robert Morris	46 41								
				35	H	Boston College	64 88								

Non-Div I Games:

Rhode Island



Average RPI	Win: 219	WON-LOST RECORD	WINNING PCT. RANK	LAST 10 GAMES	STRENGTH OF SCHEDULE	OPP. STRENGTH OF SCHEDULE	TEAM RPI	ADJ. RPI	CONF. RPI	ADJ. CONF. RPI
Average RPI	Loss: 43									
DIV. I ONLY		4- 2	105	1- 0	247	62	128	128	16	16
DIV. I NON-CONF.		4- 2	105	1- 0	247	62	128	128	16	16
-----										
TOTALS	RPI 1-25		RPI 26-50		W-L RECORDS		RPI 51-100		RPI 101-150	RPI 150+
4- 2	0- 0		0- 1		OVERALL		0- 1		1- 0	3- 0
3- 0	0- 0		0- 0		HOME		0- 0		0- 0	3- 0
1- 2	0- 0		0- 1		AWAY		0- 1		1- 0	0- 0
0- 0	0- 0		0- 0		NEUTRAL		0- 0		0- 0	0- 0
4- 2	0- 0		0- 1		NON-CONFERENCE		0- 1		1- 0	3- 0
3- 0	0- 0		0- 0		HOME		0- 0		0- 0	3- 0
1- 2	0- 0		0- 1		AWAY		0- 1		1- 0	0- 0
0- 0	0- 0		0- 0		NEUTRAL		0- 0		0- 0	0- 0
0- 0	0- 0		0- 0		CONFERENCE		0- 0		0- 0	0- 0
0- 0	0- 0		0- 0		HOME		0- 0		0- 0	0- 0
0- 0	0- 0		0- 0		AWAY		0- 0		0- 0	0- 0
0- 0	0- 0		0- 0		NEUTRAL		0- 0		0- 0	0- 0

RPI 1-25				RPI 26-50				RPI 51-100				RPI 101+ Team's RPI: 128			
RPI	S	Opponent	Score	RPI	S	Opponent	Score	RPI	S	Opponent	Score	RPI	S	Opponent	Score
				30	A	Texas A&M	54 65	55	A	UCLA	50 59	119	A	Little Rock	79 65
												184	H	Georgia St.	66 49
												239	H	Texas Southern	76 71
												333	H	McNeese	93 65
LAST 12 Division I GAMES:															
				333	H	McNeese	93 65	184	H	Georgia St.	66 49				
								239	H	Texas Southern	76 71				
								119	A	Little Rock	79 65				
								55	A	UCLA	50 59				
								30	A	Texas A&M	54 65				

Non-Div I Games:

Rice



Average RPI	Win:	293	WON-LOST	WINNING	LAST 10	STRENGTH OF	OPP. STRENGTH	TEAM	ADJ.	CONF.	ADJ CONF.
Average RPI	Loss:	161	RECORD	PCT. RANK	GAMES	SCHEDULE	OF SCHEDULE	RPI	RPI	RPI	RPI
DIV. I ONLY		1- 6		306	0- 1	234	154	308	308	20	20
DIV. I NON-CONF.		1- 6		306	0- 1	234	154	308	308	20	20
-----											
TOTALS	RPI 1-25		RPI 26-50		W-L RECORDS	RPI 51-100		RPI 101-150		RPI 150+	
1- 6	0- 0		0- 0		OVERALL	0- 2		0- 1		1- 3	
1- 2	0- 0		0- 0		HOME	0- 0		0- 0		1- 2	
0- 3	0- 0		0- 0		AWAY	0- 1		0- 1		0- 1	
0- 1	0- 0		0- 0		NEUTRAL	0- 1		0- 0		0- 0	
1- 6	0- 0		0- 0		NON-CONFERENCE	0- 2		0- 1		1- 3	
1- 2	0- 0		0- 0		HOME	0- 0		0- 0		1- 2	
0- 3	0- 0		0- 0		AWAY	0- 1		0- 1		0- 1	
0- 1	0- 0		0- 0		NEUTRAL	0- 1		0- 0		0- 0	
0- 0	0- 0		0- 0		CONFERENCE	0- 0		0- 0		0- 0	
0- 0	0- 0		0- 0		HOME	0- 0		0- 0		0- 0	
0- 0	0- 0		0- 0		AWAY	0- 0		0- 0		0- 0	
0- 0	0- 0		0- 0		NEUTRAL	0- 0		0- 0		0- 0	

RPI 1-25				RPI 26-50				RPI 51-100				RPI 101+ Team's RPI : 308					
RPI	S	Opponent	Score	RPI	S	Opponent	Score	RPI	S	Opponent	Score	RPI	S	Opponent	Score		
								65	A	UCF	48	70	132	A	Wake Forest	48	62
								77	N	Virginia Tech	57	85	195	H	Georgetown	53	73
													245	H	Fairfield	40	58
													254	A	Fla. Atlantic	55	69
													293	H	UMES	57	55
LAST 12 Division I GAMES:																	
				65	A	UCF	48	70	77	N	Virginia Tech	57	85				
				254	A	Fla. Atlantic	55	69									
				293	H	UMES	57	55									
				132	A	Wake Forest	48	62									
				245	H	Fairfield	40	58									
				195	H	Georgetown	53	73									

Non-Di v I Games:

Ri chmond



Average RPI	Win: 290	WON-LOST RECORD	WINNING PCT. RANK	LAST 10 GAMES	STRENGTH OF SCHEDULE	OPP. STRENGTH OF SCHEDULE	TEAM RPI	ADJ. RPI	CONF. RPI	ADJ CONF. RPI
Average RPI	Loss: 179									
DIV. I ONLY		2- 4	214	0- 1	255	219	271	271	29	29
DIV. I NON-CONF.		2- 4	214	0- 1	255	219	271	271	29	29
-----										
TOTALS	RPI 1-25		RPI 26-50		W-L RECORDS	RPI 51-100	RPI 101-150		RPI 150+	
2- 4	0- 0		0- 1		OVERALL	0- 0	0- 1		2- 2	
1- 1	0- 0		0- 0		HOME	0- 0	0- 0		1- 1	
1- 2	0- 0		0- 0		AWAY	0- 0	0- 1		1- 1	
0- 1	0- 0		0- 1		NEUTRAL	0- 0	0- 0		0- 0	
2- 4	0- 0		0- 1		NON-CONFERENCE	0- 0	0- 1		2- 2	
1- 1	0- 0		0- 0		HOME	0- 0	0- 0		1- 1	
1- 2	0- 0		0- 0		AWAY	0- 0	0- 1		1- 1	
0- 1	0- 0		0- 1		NEUTRAL	0- 0	0- 0		0- 0	
0- 0	0- 0		0- 0		CONFERENCE	0- 0	0- 0		0- 0	
0- 0	0- 0		0- 0		HOME	0- 0	0- 0		0- 0	
0- 0	0- 0		0- 0		AWAY	0- 0	0- 0		0- 0	
0- 0	0- 0		0- 0		NEUTRAL	0- 0	0- 0		0- 0	

RPI 1-25				RPI 26-50				RPI 51-100				RPI 101+ Team's RPI: 271			
RPI	S	Opponent	Score	RPI	S	Opponent	Score	RPI	S	Opponent	Score	RPI	S	Opponent	Score
				35	N	Boston College	61 112					142	A	Holy Cross	61 71
												225	H	Princeton	65 89
												253	H	Mt. St. Mary's	85 67
												312	A	Vermont	49 54
												327	A	Saint Joseph's	56 54
-----															
LAST 12 Division I GAMES:															
								35	N	Boston College	61 112				
								327	A	Saint Joseph's	56 54				
								253	H	Mt. St. Mary's	85 67				
								142	A	Holy Cross	61 71				
								312	A	Vermont	49 54				
								225	H	Princeton	65 89				

Non-Div I Games:

Ri der



Average RPI	Win:	339	WON-LOST	WINNING	LAST 10	STRENGTH OF	OPP. STRENGTH	TEAM	ADJ.	CONF.	ADJ CONF.
Average RPI	Loss:	155	RECORD	PCT. RANK	GAMES	SCHEDULE	OF SCHEDULE	RPI	RPI	RPI	RPI
DIV. I ONLY		1- 5		291	0- 1	255	181	316	316	31	31
DIV. I NON-CONF.		1- 5		291	0- 1	255	181	316	316	31	31
<hr/>											
TOTALS	RPI 1-25		RPI 26-50		W-L RECORDS	RPI 51-100		RPI 101-150		RPI 150+	
1- 5	0- 0		0- 0		OVERALL	0- 1		0- 2		1- 2	
1- 1	0- 0		0- 0		HOME	0- 0		0- 1		1- 0	
0- 3	0- 0		0- 0		AWAY	0- 1		0- 0		0- 2	
0- 1	0- 0		0- 0		NEUTRAL	0- 0		0- 1		0- 0	
1- 5	0- 0		0- 0		NON-CONFERENCE	0- 1		0- 2		1- 2	
1- 1	0- 0		0- 0		HOME	0- 0		0- 1		1- 0	
0- 3	0- 0		0- 0		AWAY	0- 1		0- 0		0- 2	
0- 1	0- 0		0- 0		NEUTRAL	0- 0		0- 1		0- 0	
0- 0	0- 0		0- 0		CONFERENCE	0- 0		0- 0		0- 0	
0- 0	0- 0		0- 0		HOME	0- 0		0- 0		0- 0	
0- 0	0- 0		0- 0		AWAY	0- 0		0- 0		0- 0	
0- 0	0- 0		0- 0		NEUTRAL	0- 0		0- 0		0- 0	

RPI 1-25				RPI 26-50				RPI 51-100				RPI 101+				Team's RPI: 316
RPI	S	Opponent	Score	RPI	S	Opponent	Score	RPI	S	Opponent	Score	RPI	S	Opponent	Score	
								89	A	Loyola Marymount	53	61				
												130	H	Rhode Island	41	46
												144	N	SMU	55	60
												181	A	Youngstown St.	59	69
												230	A	Bowling Green	60	61
												339	H	La Salle	67	39
<hr/>																
LAST 12 Division I GAMES:																
								89	A	Loyola Marymount	53	61				
								144	N	SMU	55	60				
								230	A	Bowling Green	60	61				
								130	H	Rhode Island	41	46				
								339	H	La Salle	67	39				
								181	A	Youngstown St.	59	69				

Non-Div I Games:

Robert Morris



Average RPI Win: 247

Average RPI Loss: 45

WON-LOST  
RECORDWINNING  
PCT. RANKLAST 10  
GAMESSTRENGTH OF  
SCHEDULEOPP. STRENGTH  
OF SCHEDULETEAM  
RPIADJ.  
RPICONF.  
RPIADJ CONF.  
RPIDIV. I ONLY  
DIV. I NON-CONF.5- 2  
5- 296  
961- 0  
1- 1233  
233152  
152165  
165165  
1656  
66  
6

TOTALS

RPI 1-25

RPI 26-50

W-L RECORDS

RPI 51-100

RPI 101-150

RPI 150+

5- 2  
4- 0  
0- 0  
1- 20- 1  
0- 0  
0- 0  
0- 10- 0  
0- 0  
0- 0  
0- 0OVERALL  
HOME  
AWAY  
NEUTRAL1- 1  
1- 0  
0- 0  
0- 10- 0  
0- 0  
0- 0  
0- 04- 0  
3- 0  
0- 0  
1- 05- 2  
4- 0  
0- 0  
1- 20- 1  
0- 0  
0- 0  
0- 10- 0  
0- 0  
0- 0  
0- 0NON-CONFERENCE  
HOME  
AWAY  
NEUTRAL1- 1  
1- 0  
0- 0  
0- 10- 0  
0- 0  
0- 0  
0- 04- 0  
3- 0  
0- 0  
1- 00- 0  
0- 0  
0- 0  
0- 00- 0  
0- 0  
0- 0  
0- 00- 0  
0- 0  
0- 0  
0- 0CONFERENCE  
HOME  
AWAY  
NEUTRAL0- 0  
0- 0  
0- 0  
0- 00- 0  
0- 0  
0- 0  
0- 00- 0  
0- 0  
0- 0  
0- 0

RPI 1-25

RPI 26-50

RPI 51-100

RPI 101+

Team's RPI: 165

RPI S Opponent Score  
18 N Drake 59 69

RPI S Opponent Score

RPI S Opponent Score  
67 H Stony Brook 61 47  
72 N Gonzaga 40 57RPI S Opponent Score  
264 H Central Conn. St. 73 44  
270 N ETSU 68 44  
314 H Albany (NY) 65 39  
321 H Saint Francis (PA) 96 52

LAST 12 Division I GAMES:

321 H Saint Francis (PA) 96 52

270 N ETSU 68 44  
72 N Gonzaga 40 57  
18 N Drake 59 69  
314 H Albany (NY) 65 39  
264 H Central Conn. St. 73 44  
67 H Stony Brook 61 47R  
u  
t  
g  
e  
r  
sR  
u  
t  
g  
e  
r  
s

Non-Div I Games:

Rutgers



S  
F  
AS  
F  
A

SFA



**S  
I  
U  
E**

S  
I  
U  
E

SI UE



SMUSMU

SMU



Average RPI Win: 227		WON-LOST RECORD	WINNING PCT. RANK	LAST 10 GAMES	STRENGTH OF SCHEDULE	OPP. STRENGTH OF SCHEDULE	TEAM RPI	ADJ. RPI	CONF. RPI	ADJ. CONF. RPI
Average RPI Loss: 57										
DIV. I ONLY		2- 1	105	1- 0	35	261	58	58	9	9
DIV. I NON-CONF.		2- 1	105	1- 0	35	261	58	58	9	9
TOTALS		RPI 1-25	RPI 26-50	W-L RECORDS	RPI 51-100	RPI 101-150	RPI 150+			
2- 1	0- 0		0- 0	OVERALL	0- 1	0- 0	2- 0			
1- 0	0- 0		0- 0	HOME	0- 0	0- 0	1- 0			
0- 0	0- 0		0- 0	AWAY	0- 0	0- 0	0- 0			
1- 1	0- 0		0- 0	NEUTRAL	0- 1	0- 0	1- 0			
2- 1	0- 0		0- 0	NON-CONFERENCE	0- 1	0- 0	2- 0			
1- 0	0- 0		0- 0	HOME	0- 0	0- 0	1- 0			
0- 0	0- 0		0- 0	AWAY	0- 0	0- 0	0- 0			
1- 1	0- 0		0- 0	NEUTRAL	0- 1	0- 0	1- 0			
0- 0	0- 0		0- 0	CONFERENCE	0- 0	0- 0	0- 0			
0- 0	0- 0		0- 0	HOME	0- 0	0- 0	0- 0			
0- 0	0- 0		0- 0	AWAY	0- 0	0- 0	0- 0			
0- 0	0- 0		0- 0	NEUTRAL	0- 0	0- 0	0- 0			

RPI 1-25				RPI 26-50				RPI 51-100				RPI 101+			
RPI	S	Opponent	Score	RPI	S	Opponent	Score	RPI	S	Opponent	Score	RPI	S	Opponent	Score
								57	N	Pepperdine	97 113	212	N	Illinois	109 107
												241	H	Cal Poly	88 85
LAST 12 Division I GAMES:															
				212	N	Illinois	109 107	57	N	Pepperdine	97 113	241	H	Cal Poly	88 85

Non-Div I Games:

Sacramento St.



Average RPI Win: 268		WON-LOST	WINNING	LAST 10	STRENGTH OF	OPP. STRENGTH	TEAM	ADJ.	CONF.	ADJ CONF.
Average RPI Loss: 181		RECORD	PCT. RANK	GAMES	SCHEDULE	OF SCHEDULE	RPI	RPI	RPI	RPI
DIV. I ONLY		2- 3	192	0- 1	330	110	295	295	31	31
DIV. I NON-CONF.		2- 3	192	0- 1	330	110	295	295	31	31
-----										
TOTALS	RPI 1-25		RPI 26-50		W-L RECORDS	RPI 51-100	RPI 101-150		RPI 150+	
2- 3	0- 0		0- 0		OVERALL	0- 0	0- 1		2- 2	
1- 1	0- 0		0- 0		HOME	0- 0	0- 1		1- 0	
1- 2	0- 0		0- 0		AWAY	0- 0	0- 0		1- 2	
0- 0	0- 0		0- 0		NEUTRAL	0- 0	0- 0		0- 0	
2- 3	0- 0		0- 0		NON-CONFERENCE	0- 0	0- 1		2- 2	
1- 1	0- 0		0- 0		HOME	0- 0	0- 1		1- 0	
1- 2	0- 0		0- 0		AWAY	0- 0	0- 0		1- 2	
0- 0	0- 0		0- 0		NEUTRAL	0- 0	0- 0		0- 0	
0- 0	0- 0		0- 0		CONFERENCE	0- 0	0- 0		0- 0	
0- 0	0- 0		0- 0		HOME	0- 0	0- 0		0- 0	
0- 0	0- 0		0- 0		AWAY	0- 0	0- 0		0- 0	
0- 0	0- 0		0- 0		NEUTRAL	0- 0	0- 0		0- 0	

RPI 1-25				RPI 26-50				RPI 51-100				RPI 101+ Team's RPI: 295			
RPI	S	Opponent	Score	RPI	S	Opponent	Score	RPI	S	Opponent	Score	RPI	S	Opponent	Score
												138	H	Monmouth	50 55
												157	A	Massachusetts	61 78
												243	H	Si ena	72 50
												247	A	Provi dence	52 62
												292	A	New Hampshi re	71 60
-----															
LAST 12 Division I GAMES:															
								138	H	Monmouth	50 55				
								247	A	Provi dence	52 62				
								292	A	New Hampshi re	71 60				
								243	H	Si ena	72 50				
								157	A	Massachusetts	61 78				

Non-Div I Games:

Sacred Heart



Average RPI	Win:	0	WON-LOST	WINNING	LAST 10	STRENGTH OF	OPP. STRENGTH	TEAM	ADJ.	CONF.	ADJ CONF.
Average RPI	Loss:	168	RECORD	PCT. RANK	GAMES	SCHEDULE	OF SCHEDULE	RPI	RPI	RPI	RPI
DIV. I ONLY		0- 4		310	0- 1	188	247	321	321	31	31
DIV. I NON-CONF.		0- 4		310	0- 1	188	247	321	321	31	31
-----											
TOTALS	RPI 1-25		RPI 26-50		W-L RECORDS	RPI 51-100		RPI 101-150		RPI 150+	
0- 4	0- 0		0- 1		OVERALL	0- 0		0- 0		0- 3	
0- 1	0- 0		0- 0		HOME	0- 0		0- 0		0- 1	
0- 3	0- 0		0- 1		AWAY	0- 0		0- 0		0- 2	
0- 0	0- 0		0- 0		NEUTRAL	0- 0		0- 0		0- 0	
0- 4	0- 0		0- 1		NON-CONFERENCE	0- 0		0- 0		0- 3	
0- 1	0- 0		0- 0		HOME	0- 0		0- 0		0- 1	
0- 3	0- 0		0- 1		AWAY	0- 0		0- 0		0- 2	
0- 0	0- 0		0- 0		NEUTRAL	0- 0		0- 0		0- 0	
0- 0	0- 0		0- 0		CONFERENCE	0- 0		0- 0		0- 0	
0- 0	0- 0		0- 0		HOME	0- 0		0- 0		0- 0	
0- 0	0- 0		0- 0		AWAY	0- 0		0- 0		0- 0	
0- 0	0- 0		0- 0		NEUTRAL	0- 0		0- 0		0- 0	

RPI 1-25				RPI 26-50				RPI 51-100				RPI 101+ Team's RPI: 321			
RPI	S	Opponent	Score	RPI	S	Opponent	Score	RPI	S	Opponent	Score	RPI	S	Opponent	Score
				46	A	Baylor	58 116					160	H	Duquesne	73 93
												165	A	Rutgers	52 96
												302	A	Liberty	53 82
LAST 12 Division I GAMES:															
				160	H	Duquesne	73 93								
				302	A	Liberty	53 82								
				46	A	Baylor	58 116								
				165	A	Rutgers	52 96								

Non-Div I Games: Seton Hill 86 74

Saint Francis (PA)



Average RPI Win: 311  
 Average RPI Loss: 179

WON-LOST  
 RECORD

WINNING  
 PCT. RANK

LAST 10  
 GAMES

STRENGTH OF  
 SCHEDULE

OPP. STRENGTH  
 OF SCHEDULE

TEAM  
 RPI

ADJ.  
 RPI

CONF.  
 RPI

ADJ CONF.  
 RPI

DIV. I ONLY	2- 4	214	1- 0	314	224	327	327	20	20
DIV. I NON-CONF.	2- 4	214	1- 0	314	224	327	327	20	20
<hr/>									
TOTALS	RPI 1-25	RPI 26-50	W-L RECORDS	RPI 51-100	RPI 101-150	RPI 150+			
2- 4	0- 0	0- 0	OVERALL	0- 0	0- 2	2- 2			
2- 2	0- 0	0- 0	HOME	0- 0	0- 0	2- 2			
0- 2	0- 0	0- 0	AWAY	0- 0	0- 2	0- 0			
0- 0	0- 0	0- 0	NEUTRAL	0- 0	0- 0	0- 0			
2- 4	0- 0	0- 0	NON-CONFERENCE	0- 0	0- 2	2- 2			
2- 2	0- 0	0- 0	HOME	0- 0	0- 0	2- 2			
0- 2	0- 0	0- 0	AWAY	0- 0	0- 2	0- 0			
0- 0	0- 0	0- 0	NEUTRAL	0- 0	0- 0	0- 0			
0- 0	0- 0	0- 0	CONFERENCE	0- 0	0- 0	0- 0			
0- 0	0- 0	0- 0	HOME	0- 0	0- 0	0- 0			
0- 0	0- 0	0- 0	AWAY	0- 0	0- 0	0- 0			
0- 0	0- 0	0- 0	NEUTRAL	0- 0	0- 0	0- 0			

RPI 1-25				RPI 26-50				RPI 51-100				RPI 101+				Team's RPI: 327
RPI	S	Opponent	Score	RPI	S	Opponent	Score	RPI	S	Opponent	Score	RPI	S	Opponent	Score	
												104	A	Drexel	34	51
												124	A	Penn	45	65
												217	H	Temple	52	58
												271	H	Rider	54	56
												298	H	Niagara	68	54
												324	H	Loyola Maryland	49	46
<hr/>																
LAST 12 Division I GAMES:																
324	H	Loyola Maryland	49	46	298	H	Niagara	68	54	124	A	Penn	45	65		
271	H	Rider	54	56	104	A	Drexel	34	51	217	H	Temple	52	58		

Non-Div I Games:

Saint Joseph's



Average RPI Win:	188	WON-LOST	WINNING	LAST 10	STRENGTH OF	OPP. STRENGTH	TEAM	ADJ.	CONF.	ADJ CONF.
Average RPI Loss:	126	RECORD	PCT. RANK	GAMES	SCHEDULE	OF SCHEDULE	RPI	RPI	RPI	RPI
DIV. I ONLY	2- 4	214	1- 0	250	52	229	229	20	20	
DIV. I NON-CONF.	2- 4	214	1- 0	250	52	229	229	20	20	
-----										
TOTALS	RPI 1-25	RPI 26-50	W-L RECORDS	RPI 51-100	RPI 101-150	RPI 150+				
2- 4	0- 0	0- 1	OVERALL	0- 0	1- 1	1- 2				
0- 2	0- 0	0- 0	HOME	0- 0	0- 1	0- 1				
2- 1	0- 0	0- 0	AWAY	0- 0	1- 0	1- 1				
0- 1	0- 0	0- 1	NEUTRAL	0- 0	0- 0	0- 0				
2- 4	0- 0	0- 1	NON-CONFERENCE	0- 0	1- 1	1- 2				
0- 2	0- 0	0- 0	HOME	0- 0	0- 1	0- 1				
2- 1	0- 0	0- 0	AWAY	0- 0	1- 0	1- 1				
0- 1	0- 0	0- 1	NEUTRAL	0- 0	0- 0	0- 0				
0- 0	0- 0	0- 0	CONFERENCE	0- 0	0- 0	0- 0				
0- 0	0- 0	0- 0	HOME	0- 0	0- 0	0- 0				
0- 0	0- 0	0- 0	AWAY	0- 0	0- 0	0- 0				
0- 0	0- 0	0- 0	NEUTRAL	0- 0	0- 0	0- 0				

RPI 1-25				RPI 26-50				RPI 51-100				RPI 101+ Team's RPI : 229			
RPI	S	Opponent	Score	RPI	S	Opponent	Score	RPI	S	Opponent	Score	RPI	S	Opponent	Score
				43	N	Chattanooga	61 71					116	H	Indiana St.	56 60
												148	A	Virginia	67 65
												161	A	Tulsa	75 86
												185	H	Cincinnati	50 51
												228	A	Eastern Ky.	70 43
LAST 12 Division I GAMES:															
				161	A	Tulsa	75 86					148	A	Virginia	67 65
				185	H	Cincinnati	50 51					43	N	Chattanooga	61 71
				116	H	Indiana St.	56 60								
				228	A	Eastern Ky.	70 43								

Non-Div I Games:

Saint Louis



Average RPI	Win:	209	WON-LOST	WINNING	LAST 10	STRENGTH OF	OPP. STRENGTH	TEAM	ADJ.	CONF.	ADJ CONF.
Average RPI	Loss:	34	RECORD	PCT. RANK	GAMES	SCHEDULE	OF SCHEDULE	RPI	RPI	RPI	RPI
DIV. I ONLY		3- 2		126	0- 1	70	144	79	79	4	4
DIV. I NON-CONF.		3- 2		126	0- 1	70	144	79	79	4	4
-----											
TOTALS	RPI 1-25		RPI 26-50		W-L RECORDS	RPI 51-100		RPI 101-150		RPI 150+	
3- 2	0- 1		0- 0		OVERALL	0- 1		0- 0		3- 0	
2- 1	0- 1		0- 0		HOME	0- 0		0- 0		2- 0	
1- 1	0- 0		0- 0		AWAY	0- 1		0- 0		1- 0	
0- 0	0- 0		0- 0		NEUTRAL	0- 0		0- 0		0- 0	
3- 2	0- 1		0- 0		NON-CONFERENCE	0- 1		0- 0		3- 0	
2- 1	0- 1		0- 0		HOME	0- 0		0- 0		2- 0	
1- 1	0- 0		0- 0		AWAY	0- 1		0- 0		1- 0	
0- 0	0- 0		0- 0		NEUTRAL	0- 0		0- 0		0- 0	
0- 0	0- 0		0- 0		CONFERENCE	0- 0		0- 0		0- 0	
0- 0	0- 0		0- 0		HOME	0- 0		0- 0		0- 0	
0- 0	0- 0		0- 0		AWAY	0- 0		0- 0		0- 0	
0- 0	0- 0		0- 0		NEUTRAL	0- 0		0- 0		0- 0	

RPI 1-25				RPI 26-50				RPI 51-100				RPI 101+			
RPI	S	Opponent	Score	RPI	S	Opponent	Score	RPI	S	Opponent	Score	RPI	S	Opponent	Score
4	H	Oregon	55 79					64	A	Oregon St.	56 89	151	H	Milwaukee	73 71
												173	H	Wyoming	90 84
												303	A	Washington St.	70 64
-----															
LAST 12 Division I GAMES:															
4	H	Oregon	55 79	64	A	Oregon St.	56 89	151	H	Milwaukee	73 71	303	A	Washington St.	70 64
151	H	Milwaukee	73 71	173	H	Wyoming	90 84								

Non-Div I Games:

Saint Mary's (CA)



Average RPI	Win:	317	WON-LOST	WINNING	LAST 10	STRENGTH OF	OPP. STRENGTH	TEAM	ADJ.	CONF.	ADJ CONF.
Average RPI	Loss:	147	RECORD	PCT. RANK	GAMES	SCHEDULE	OF SCHEDULE	RPI	RPI	RPI	RPI
DIV. I ONLY		3- 2		126	1- 0	300	292	227	227	29	29
DIV. I NON-CONF.		3- 2		126	1- 0	300	292	227	227	29	29
-----											
TOTALS	RPI 1-25		RPI 26-50		W-L RECORDS	RPI 51-100		RPI 101-150		RPI 150+	
3- 2	0- 0		0- 1		OVERALL	0- 0		0- 0		3- 1	
2- 0	0- 0		0- 0		HOME	0- 0		0- 0		2- 0	
1- 2	0- 0		0- 1		AWAY	0- 0		0- 0		1- 1	
0- 0	0- 0		0- 0		NEUTRAL	0- 0		0- 0		0- 0	
3- 2	0- 0		0- 1		NON-CONFERENCE	0- 0		0- 0		3- 1	
2- 0	0- 0		0- 0		HOME	0- 0		0- 0		2- 0	
1- 2	0- 0		0- 1		AWAY	0- 0		0- 0		1- 1	
0- 0	0- 0		0- 0		NEUTRAL	0- 0		0- 0		0- 0	
0- 0	0- 0		0- 0		CONFERENCE	0- 0		0- 0		0- 0	
0- 0	0- 0		0- 0		HOME	0- 0		0- 0		0- 0	
0- 0	0- 0		0- 0		AWAY	0- 0		0- 0		0- 0	
0- 0	0- 0		0- 0		NEUTRAL	0- 0		0- 0		0- 0	

RPI 1-25				RPI 26-50				RPI 51-100				RPI 101+ Team's RPI: 227			
RPI	S	Opponent	Score	RPI	S	Opponent	Score	RPI	S	Opponent	Score	RPI	S	Opponent	Score
				35	A	Boston College	57 89					259	A	UMass Lowell	57 59
												266	A	Lafayette	62 60
												336	H	NJIT	70 57
												348	H	LIU Brooklyn	86 59
LAST 12 Division I GAMES:															
				259	A	UMass Lowell	57 59	266	A	Lafayette	62 60				
				336	H	NJIT	70 57	348	H	LIU Brooklyn	86 59				
								35	A	Boston College	57 89				

Non-Div I Games:

Saint Peter's



Average RPI Win: 265		WON-LOST	WINNING	LAST 10	STRENGTH OF	OPP. STRENGTH	TEAM	ADJ.	CONF.	ADJ CONF.
Average RPI Loss: 108		RECORD	PCT. RANK	GAMES	SCHEDULE	OF SCHEDULE	RPI	RPI	RPI	RPI
DIV. I ONLY		1- 3	249	1- 0	14	303	71	71	23	23
DIV. I NON-CONF.		1- 3	249	1- 0	14	303	71	71	23	23
-----										
TOTALS	RPI 1-25		RPI 26-50		W-L RECORDS	RPI 51-100	RPI 101-150		RPI 150+	
1- 3	0- 1		0- 0		OVERALL	0- 0	0- 1		1- 1	
0- 0	0- 0		0- 0		HOME	0- 0	0- 0		0- 0	
1- 2	0- 1		0- 0		AWAY	0- 0	0- 1		1- 0	
0- 1	0- 0		0- 0		NEUTRAL	0- 0	0- 0		0- 1	
1- 3	0- 1		0- 0		NON-CONFERENCE	0- 0	0- 1		1- 1	
0- 0	0- 0		0- 0		HOME	0- 0	0- 0		0- 0	
1- 2	0- 1		0- 0		AWAY	0- 0	0- 1		1- 0	
0- 1	0- 0		0- 0		NEUTRAL	0- 0	0- 0		0- 1	
0- 0	0- 0		0- 0		CONFERENCE	0- 0	0- 0		0- 0	
0- 0	0- 0		0- 0		HOME	0- 0	0- 0		0- 0	
0- 0	0- 0		0- 0		AWAY	0- 0	0- 0		0- 0	
0- 0	0- 0		0- 0		NEUTRAL	0- 0	0- 0		0- 0	

RPI S Opponent Score	RPI S Opponent Score	RPI S Opponent Score	RPI S Opponent Score
16 A LSU 52 66			139 A Wi chi ta St. 55 63
			170 N Troy 79 84
			265 A Southern Mi ss. 65 61
LAST 12 Division I GAMES:			
265 A Southern Mi ss. 65 61			
170 N Troy 79 84			
139 A Wi chi ta St. 55 63			
16 A LSU 52 66			

Non-Div I Games: Wiley 101 63 Jarvis Christian 100 55

Sam Houston St.



Average RPI	Win:	276	WON-LOST	WINNING	LAST 10	STRENGTH OF	OPP. STRENGTH	TEAM	ADJ.	CONF.	ADJ CONF.
Average RPI	Loss:	165	RECORD	PCT. RANK	GAMES	SCHEDULE	OF SCHEDULE	RPI	RPI	RPI	RPI
DIV. I ONLY		1- 4		271	0- 1	109	317	208	208	24	24
DIV. I NON-CONF.		1- 4		271	0- 1	109	317	208	208	24	24
-----											
TOTALS	RPI 1-25		RPI 26-50		W-L RECORDS	RPI 51-100		RPI 101-150		RPI 150+	
1- 4	0- 0		0- 0		OVERALL	0- 1		0- 1		1- 2	
0- 0	0- 0		0- 0		HOME	0- 0		0- 0		0- 0	
1- 4	0- 0		0- 0		AWAY	0- 1		0- 1		1- 2	
0- 0	0- 0		0- 0		NEUTRAL	0- 0		0- 0		0- 0	
1- 4	0- 0		0- 0		NON-CONFERENCE	0- 1		0- 1		1- 2	
0- 0	0- 0		0- 0		HOME	0- 0		0- 0		0- 0	
1- 4	0- 0		0- 0		AWAY	0- 1		0- 1		1- 2	
0- 0	0- 0		0- 0		NEUTRAL	0- 0		0- 0		0- 0	
0- 0	0- 0		0- 0		CONFERENCE	0- 0		0- 0		0- 0	
0- 0	0- 0		0- 0		HOME	0- 0		0- 0		0- 0	
0- 0	0- 0		0- 0		AWAY	0- 0		0- 0		0- 0	
0- 0	0- 0		0- 0		NEUTRAL	0- 0		0- 0		0- 0	

RPI 1-25				RPI 26-50				RPI 51-100				RPI 101+ Team's RPI: 208			
RPI	S	Opponent	Score	RPI	S	Opponent	Score	RPI	S	Opponent	Score	RPI	S	Opponent	Score
								96	A	UT Martin	68 89	129	A	Oklahoma St.	62 82
												170	A	Troy	52 72
												265	A	Southern Miss.	40 76
												276	A	Alabama St.	60 51
-----															
LAST 12 Division I GAMES:															
								129	A	Oklahoma St.	62 82				
								265	A	Southern Miss.	40 76				
								276	A	Alabama St.	60 51				
								170	A	Troy	52 72				
								96	A	UT Martin	68 89				

Non-Div I Games: Rhodes 71 54

Samford



Average RPI	Win:	295	WON-LOST	WINNING	LAST 10	STRENGTH OF	OPP. STRENGTH	TEAM	ADJ.	CONF.	ADJ CONF.
Average RPI	Loss:	96	RECORD	PCT. RANK	GAMES	SCHEDULE	OF SCHEDULE	RPI	RPI	RPI	RPI
DIV. I ONLY		2- 3		192	0- 1	190	112	232	232	4	4
DIV. I NON-CONF.		2- 3		192	0- 1	190	112	232	232	4	4
-----											
TOTALS	RPI 1-25		RPI 26-50		W-L RECORDS	RPI 51-100		RPI 101-150		RPI 150+	
2- 3	0- 1		0- 1		OVERALL	0- 0		0- 0		2- 1	
2- 1	0- 1		0- 0		HOME	0- 0		0- 0		2- 0	
0- 2	0- 0		0- 1		AWAY	0- 0		0- 0		0- 1	
0- 0	0- 0		0- 0		NEUTRAL	0- 0		0- 0		0- 0	
2- 3	0- 1		0- 1		NON-CONFERENCE	0- 0		0- 0		2- 1	
2- 1	0- 1		0- 0		HOME	0- 0		0- 0		2- 0	
0- 2	0- 0		0- 1		AWAY	0- 0		0- 0		0- 1	
0- 0	0- 0		0- 0		NEUTRAL	0- 0		0- 0		0- 0	
0- 0	0- 0		0- 0		CONFERENCE	0- 0		0- 0		0- 0	
0- 0	0- 0		0- 0		HOME	0- 0		0- 0		0- 0	
0- 0	0- 0		0- 0		AWAY	0- 0		0- 0		0- 0	
0- 0	0- 0		0- 0		NEUTRAL	0- 0		0- 0		0- 0	

RPI 1-25				RPI 26-50				RPI 51-100				RPI 101+ Team's RPI: 232			
RPI	S	Opponent	Score	RPI	S	Opponent	Score	RPI	S	Opponent	Score	RPI	S	Opponent	Score
3	H	Cal i forni a	53 70	49	A	Mi nnesota	48 53					236	A	Southern Utah	59 69
												263	H	Hawai i	58 50
												326	H	Cl evel and St.	83 82
LAST 12 Division I GAMES:															
326	H	Cl evel and St.	83 82	3	H	Cal i forni a	53 70								
49	A	Mi nnesota	48 53												
263	H	Hawai i	58 50												
236	A	Southern Utah	59 69												

Non-Div I Games:

San Diego



Average RPI	Win:	277	WON-LOST	WINNING	LAST 10	STRENGTH OF	OPP. STRENGTH	TEAM	ADJ.	CONF.	ADJ CONF.
Average RPI	Loss:	44	RECORD	PCT. RANK	GAMES	SCHEDULE	OF SCHEDULE	RPI	RPI	RPI	RPI
DIV. I ONLY		4- 2		105	0- 1	285	164	213	213	10	10
DIV. I NON-CONF.		4- 2		105	0- 1	285	164	213	213	10	10
-----											
TOTALS	RPI 1-25		RPI 26-50		W-L RECORDS	RPI 51-100		RPI 101-150		RPI 150+	
4- 2	0- 0		0- 2		OVERALL	0- 0		0- 0		4- 0	
3- 1	0- 0		0- 1		HOME	0- 0		0- 0		3- 0	
1- 1	0- 0		0- 1		AWAY	0- 0		0- 0		1- 0	
0- 0	0- 0		0- 0		NEUTRAL	0- 0		0- 0		0- 0	
4- 2	0- 0		0- 2		NON-CONFERENCE	0- 0		0- 0		4- 0	
3- 1	0- 0		0- 1		HOME	0- 0		0- 0		3- 0	
1- 1	0- 0		0- 1		AWAY	0- 0		0- 0		1- 0	
0- 0	0- 0		0- 0		NEUTRAL	0- 0		0- 0		0- 0	
0- 0	0- 0		0- 0		CONFERENCE	0- 0		0- 0		0- 0	
0- 0	0- 0		0- 0		HOME	0- 0		0- 0		0- 0	
0- 0	0- 0		0- 0		AWAY	0- 0		0- 0		0- 0	
0- 0	0- 0		0- 0		NEUTRAL	0- 0		0- 0		0- 0	

RPI 1-25				RPI 26-50				RPI 51-100				RPI 101+ Team's RPI: 213			
RPI	S	Opponent	Score	RPI	S	Opponent	Score	RPI	S	Opponent	Score	RPI	S	Opponent	Score
				39	A	Santa Clara	43 60					222	A	Cal St. Fullerton	83 72
				48	H	TCU	64 81					263	H	Hawaii	58 57
												291	H	California Baptist	83 67
												332	H	Incarnate Word	81 38
-----															
LAST 12 Division I GAMES:															
				48	H	TCU	64 81	332	H	Incarnate Word	81 38				
				291	H	California Baptist	83 67	222	A	Cal St. Fullerton	83 72				
								39	A	Santa Clara	43 60				
								263	H	Hawaii	58 57				

Non-Div I Games:

San Diego St.



Average RPI	Win:	212	WON-LOST	WINNING	LAST 10	STRENGTH OF	OPP. STRENGTH	TEAM	ADJ.	CONF.	ADJ CONF.
Average RPI	Loss:	77	RECORD	PCT. RANK	GAMES	SCHEDULE	OF SCHEDULE	RPI	RPI	RPI	RPI
DIV. I ONLY		2- 3		192	0- 1	162	31	199	199	4	4
DIV. I NON-CONF.		2- 3		192	0- 1	162	31	199	199	4	4
-----											
TOTALS	RPI 1-25		RPI 26-50		W-L RECORDS	RPI 51-100		RPI 101-150		RPI 150+	
2- 3	0- 1		0- 1		OVERALL	0- 0		0- 0		2- 1	
1- 2	0- 1		0- 0		HOME	0- 0		0- 0		1- 1	
0- 1	0- 0		0- 1		AWAY	0- 0		0- 0		0- 0	
1- 0	0- 0		0- 0		NEUTRAL	0- 0		0- 0		1- 0	
2- 3	0- 1		0- 1		NON-CONFERENCE	0- 0		0- 0		2- 1	
1- 2	0- 1		0- 0		HOME	0- 0		0- 0		1- 1	
0- 1	0- 0		0- 1		AWAY	0- 0		0- 0		0- 0	
1- 0	0- 0		0- 0		NEUTRAL	0- 0		0- 0		1- 0	
0- 0	0- 0		0- 0		CONFERENCE	0- 0		0- 0		0- 0	
0- 0	0- 0		0- 0		HOME	0- 0		0- 0		0- 0	
0- 0	0- 0		0- 0		AWAY	0- 0		0- 0		0- 0	
0- 0	0- 0		0- 0		NEUTRAL	0- 0		0- 0		0- 0	

RPI 1-25				RPI 26-50				RPI 51-100				RPI 101+ Team's RPI: 199			
RPI	S	Opponent	Score	RPI	S	Opponent	Score	RPI	S	Opponent	Score	RPI	S	Opponent	Score
10	H	Northern Colo.	63 68	28	A	Stanford	62 96					183	H	San Jose St.	85 63
												193	H	UT Arlington	73 80
												241	N	Cal Poly	65 62
LAST 12 Division I GAMES:															
241	N	Cal Poly	65 62	193	H	UT Arlington	73 80								
28	A	Stanford	62 96	10	H	Northern Colo.	63 68								
183	H	San Jose St.	85 63												

Non-Div I Games:

San Francisco



Average RPI	Win:	258	WON-LOST	WINNING	LAST 10	STRENGTH OF	OPP. STRENGTH	TEAM	ADJ.	CONF.	ADJ CONF.
Average RPI	Loss:	141	RECORD	PCT. RANK	GAMES	SCHEDULE	OF SCHEDULE	RPI	RPI	RPI	RPI
DIV. I ONLY		1- 2		214	1- 0	57	338	183	183	10	10
DIV. I NON-CONF.		1- 2		214	1- 0	57	338	183	183	10	10
-----											
TOTALS	RPI 1-25		RPI 26-50		W-L RECORDS	RPI 51-100		RPI 101-150		RPI 150+	
1- 2	0- 0		0- 0		OVERALL	0- 1		0- 0		1- 1	
1- 0	0- 0		0- 0		HOME	0- 0		0- 0		1- 0	
0- 2	0- 0		0- 0		AWAY	0- 1		0- 0		0- 1	
0- 0	0- 0		0- 0		NEUTRAL	0- 0		0- 0		0- 0	
1- 2	0- 0		0- 0		NON-CONFERENCE	0- 1		0- 0		1- 1	
1- 0	0- 0		0- 0		HOME	0- 0		0- 0		1- 0	
0- 2	0- 0		0- 0		AWAY	0- 1		0- 0		0- 1	
0- 0	0- 0		0- 0		NEUTRAL	0- 0		0- 0		0- 0	
0- 0	0- 0		0- 0		CONFERENCE	0- 0		0- 0		0- 0	
0- 0	0- 0		0- 0		HOME	0- 0		0- 0		0- 0	
0- 0	0- 0		0- 0		AWAY	0- 0		0- 0		0- 0	
0- 0	0- 0		0- 0		NEUTRAL	0- 0		0- 0		0- 0	

RPI 1-25				RPI 26-50				RPI 51-100				RPI 101+ Team's RPI: 183					
RPI	S	Opponent	Score	RPI	S	Opponent	Score	RPI	S	Opponent	Score	RPI	S	Opponent	Score		
								82	A	Portland St.	51	80	199	A	San Francisco	63	85
												258	H	CSU Bakersfield	82	72	
LAST 12 Division I GAMES:																	
				258	H	CSU Bakersfield	82	72									
				82	A	Portland St.	51	80									
				199	A	San Francisco	63	85									

Non-Div I Games: San Fran. St. 66 73

San Jose St.



Average RPI Win:	184	WON-LOST	WINNING	LAST 10	STRENGTH OF	OPP. STRENGTH	TEAM	ADJ.	CONF.	ADJ CONF.
Average RPI Loss:	56	RECORD	PCT. RANK	GAMES	SCHEDULE	OF SCHEDULE	RPI	RPI	RPI	RPI
DIV. I ONLY	4- 1	56	1- 0	111	132	39	39	4	4	
DIV. I NON-CONF.	4- 1	56	1- 0	111	132	39	39	4	4	
-----										
TOTALS	RPI 1-25	RPI 26-50	W-L RECORDS	RPI 51-100	RPI 101-150	RPI 150+				
4- 1	0- 0	0- 0	OVERALL	0- 1	1- 0	3- 0				
3- 0	0- 0	0- 0	HOME	0- 0	1- 0	2- 0				
1- 1	0- 0	0- 0	AWAY	0- 1	0- 0	1- 0				
0- 0	0- 0	0- 0	NEUTRAL	0- 0	0- 0	0- 0				
4- 1	0- 0	0- 0	NON-CONFERENCE	0- 1	1- 0	3- 0				
3- 0	0- 0	0- 0	HOME	0- 0	1- 0	2- 0				
1- 1	0- 0	0- 0	AWAY	0- 1	0- 0	1- 0				
0- 0	0- 0	0- 0	NEUTRAL	0- 0	0- 0	0- 0				
0- 0	0- 0	0- 0	CONFERENCE	0- 0	0- 0	0- 0				
0- 0	0- 0	0- 0	HOME	0- 0	0- 0	0- 0				
0- 0	0- 0	0- 0	AWAY	0- 0	0- 0	0- 0				
0- 0	0- 0	0- 0	NEUTRAL	0- 0	0- 0	0- 0				

RPI 1-25	RPI 26-50	Team's RPI: 39	RPI 51-100	RPI 101+
RPI S Opponent Score	RPI S Opponent Score		RPI S Opponent Score	RPI S Opponent Score
			56 A Southern Cal i forn i a 46 77	101 H Nevada 56 48
				200 H Missouri St. 77 73
				213 H San Diego St. 60 43
				222 A Cal St. Fullerton 64 60
LAST 12 Division I GAMES:				
			200 H Missouri St. 77 73	
			222 A Cal St. Fullerton 64 60	
			56 A Southern Cal i forn i a 46 77	
			213 H San Diego St. 60 43	
			101 H Nevada 56 48	

Non-Div I Games: Sonoma St. 98 38

Santa Clara



Average RPI Win: 0  
Average RPI Loss: 161

WON-LOST  
RECORD

WINNING  
PCT. RANK

LAST 10  
GAMES

STRENGTH OF  
SCHEDULE

OPP. STRENGTH  
OF SCHEDULE

TEAM  
RPI

ADJ.  
RPI

CONF.  
RPI

ADJ CONF.  
RPI

DIV. I ONLY  
DIV. I NON-CONF.

0- 3  
0- 3

310  
310

0- 1  
0- 1

301  
301

100  
100

338  
338

338  
338

32  
32

32  
32

TOTALS

RPI 1-25

RPI 26-50

W-L RECORDS

RPI 51-100

RPI 101-150

RPI 150+

0- 3  
0- 2  
0- 1  
0- 0

0- 0  
0- 0  
0- 0  
0- 0

0- 0  
0- 0  
0- 0  
0- 0

OVERALL  
HOME  
AWAY  
NEUTRAL

0- 1  
0- 0  
0- 1  
0- 0

0- 0  
0- 0  
0- 0  
0- 0

0- 2  
0- 2  
0- 0  
0- 0

0- 3  
0- 2  
0- 1  
0- 0

0- 0  
0- 0  
0- 0  
0- 0

0- 0  
0- 0  
0- 0  
0- 0

NON-CONFERENCE  
HOME  
AWAY  
NEUTRAL

0- 1  
0- 0  
0- 1  
0- 0

0- 0  
0- 0  
0- 0  
0- 0

0- 2  
0- 2  
0- 0  
0- 0

0- 0  
0- 0  
0- 0  
0- 0

0- 0  
0- 0  
0- 0  
0- 0

0- 0  
0- 0  
0- 0  
0- 0

CONFERENCE  
HOME  
AWAY  
NEUTRAL

0- 0  
0- 0  
0- 0  
0- 0

0- 0  
0- 0  
0- 0  
0- 0

0- 0  
0- 0  
0- 0  
0- 0

RPI 1-25

RPI S Opponent Score

RPI 26-50

RPI S Opponent Score

RPI 51-100

RPI S Opponent Score  
66 A DePaul 61 124

RPI 101+

Team's RPI: 338

RPI S Opponent Score  
178 H Jacksonville 58 68  
240 H Ga. Southern 71 82

LAST 12 Division I GAMES:

178 H Jacksonville 58 68 66 A DePaul 61 124  
240 H Ga. Southern 71 82

Non-Div I Games:

Carver

101 49

Wesleyan (GA)

155 26

Savannah St.



Average RPI	Win:	0	WON-LOST	WINNING	LAST 10	STRENGTH OF	OPP. STRENGTH	TEAM	ADJ.	CONF.	ADJ CONF.
Average RPI	Loss:	141	RECORD	PCT. RANK	GAMES	SCHEDULE	OF SCHEDULE	RPI	RPI	RPI	RPI
DIV. I ONLY		0- 6		310	0- 1	88	259	278	278	30	30
DIV. I NON-CONF.		0- 6		310	0- 1	88	259	278	278	30	30
-----											
TOTALS	RPI 1-25		RPI 26-50		W-L RECORDS	RPI 51-100		RPI 101-150		RPI 150+	
0- 6	0- 0		0- 0		OVERALL	0- 3		0- 1		0- 2	
0- 2	0- 0		0- 0		HOME	0- 1		0- 0		0- 1	
0- 3	0- 0		0- 0		AWAY	0- 2		0- 0		0- 1	
0- 1	0- 0		0- 0		NEUTRAL	0- 0		0- 1		0- 0	
0- 6	0- 0		0- 0		NON-CONFERENCE	0- 3		0- 1		0- 2	
0- 2	0- 0		0- 0		HOME	0- 1		0- 0		0- 1	
0- 3	0- 0		0- 0		AWAY	0- 2		0- 0		0- 1	
0- 1	0- 0		0- 0		NEUTRAL	0- 0		0- 1		0- 0	
0- 0	0- 0		0- 0		CONFERENCE	0- 0		0- 0		0- 0	
0- 0	0- 0		0- 0		HOME	0- 0		0- 0		0- 0	
0- 0	0- 0		0- 0		AWAY	0- 0		0- 0		0- 0	
0- 0	0- 0		0- 0		NEUTRAL	0- 0		0- 0		0- 0	

RPI 1-25				RPI 26-50				RPI 51-100				RPI 101+ Team's RPI: 278					
RPI	S	Opponent	Score	RPI	S	Opponent	Score	RPI	S	Opponent	Score	RPI	S	Opponent	Score		
								82	A	Portland St.	43	68	106	N	Arizona	54	84
								85	A	Utah	62	89	222	H	Cal St. Fullerton	54	57
								90	H	Northern Ariz.	58	65	263	A	Hawai i	51	67
-----																	
LAST 12 Division I GAMES:																	
				85	A	Utah	62	89	90	H	Northern Ariz.	58	65				
				82	A	Portland St.	43	68	222	H	Cal St. Fullerton	54	57				
				263	A	Hawai i	51	67									
				106	N	Arizona	54	84									

Non-Div I Games:

Seattle U



Average RPI	Win:	248	WON-LOST	WINNING	LAST 10	STRENGTH OF	OPP. STRENGTH	TEAM	ADJ.	CONF.	ADJ CONF.
Average RPI	Loss:	55	RECORD	PCT. RANK	GAMES	SCHEDULE	OF SCHEDULE	RPI	RPI	RPI	RPI
DIV. I ONLY		5- 1		43	1- 0	304	77	145	145	7	7
DIV. I NON-CONF.		5- 1		43	1- 0	304	77	145	145	7	7
-----											
TOTALS	RPI 1-25		RPI 26-50		W-L RECORDS	RPI 51-100		RPI 101-150		RPI 150+	
5- 1	0- 0		0- 0		OVERALL	0- 1		0- 0		5- 0	
4- 0	0- 0		0- 0		HOME	0- 0		0- 0		4- 0	
1- 1	0- 0		0- 0		AWAY	0- 1		0- 0		1- 0	
0- 0	0- 0		0- 0		NEUTRAL	0- 0		0- 0		0- 0	
5- 1	0- 0		0- 0		NON-CONFERENCE	0- 1		0- 0		5- 0	
4- 0	0- 0		0- 0		HOME	0- 0		0- 0		4- 0	
1- 1	0- 0		0- 0		AWAY	0- 1		0- 0		1- 0	
0- 0	0- 0		0- 0		NEUTRAL	0- 0		0- 0		0- 0	
0- 0	0- 0		0- 0		CONFERENCE	0- 0		0- 0		0- 0	
0- 0	0- 0		0- 0		HOME	0- 0		0- 0		0- 0	
0- 0	0- 0		0- 0		AWAY	0- 0		0- 0		0- 0	
0- 0	0- 0		0- 0		NEUTRAL	0- 0		0- 0		0- 0	

RPI 1-25				RPI 26-50				RPI 51-100				RPI 101+ Team's RPI: 145			
RPI	S	Opponent	Score	RPI	S	Opponent	Score	RPI	S	Opponent	Score	RPI	S	Opponent	Score
								55	A	UCLA	62 78	214	H	St. Francis Brooklyn	100 77
												216	H	Kennesaw St.	102 80
												225	A	Princeton	70 66
												261	H	UTSA	84 53
												323	H	Wagner	95 40
LAST 12 Division I GAMES:															
216	H	Kennesaw St.	102 80	214	H	St. Francis Brooklyn	100 77	55	A	UCLA	62 78				
323	H	Wagner	95 40	225	A	Princeton	70 66								
				261	H	UTSA	84 53								

Non-Div I Games:

Seton Hall I



S  
i  
e  
n  
a

Siena				Through Games Of Nov. 26, 2018																
Average RPI Win:		319	WON-LOST RECORD		WINNING PCT. RANK		LAST 10 GAMES		STRENGTH OF SCHEDULE		OPP. STRENGTH OF SCHEDULE		TEAM RPI		ADJ. RPI		CONF. RPI		ADJ CONF. RPI	
Average RPI Loss:		165																		
DIV. I ONLY			2- 4		214		1- 0		156		334		243		243		29		29	
DIV. I NON-CONF.			2- 4		214		1- 0		156		334		243		243		29		29	
TOTALS		RPI 1-25		RPI 26-50		W-L RECORDS		RPI 51-100		RPI 101-150		RPI 150+								
2- 4		0- 0		0- 0		OVERALL		0- 0		0- 3		2- 1								
0- 2		0- 0		0- 0		HOME		0- 0		0- 2		0- 0								
1- 1		0- 0		0- 0		AWAY		0- 0		0- 0		1- 1								
1- 1		0- 0		0- 0		NEUTRAL		0- 0		0- 1		1- 0								
2- 4		0- 0		0- 0		NON-CONFERENCE		0- 0		0- 3		2- 1								
0- 2		0- 0		0- 0		HOME		0- 0		0- 2		0- 0								
1- 1		0- 0		0- 0		AWAY		0- 0		0- 0		1- 1								
1- 1		0- 0		0- 0		NEUTRAL		0- 0		0- 1		1- 0								
0- 0		0- 0		0- 0		CONFERENCE		0- 0		0- 0		0- 0								
0- 0		0- 0		0- 0		HOME		0- 0		0- 0		0- 0								
0- 0		0- 0		0- 0		AWAY		0- 0		0- 0		0- 0								
0- 0		0- 0		0- 0		NEUTRAL		0- 0		0- 0		0- 0								
RPI 1-25				RPI 26-50				RPI 51-100				RPI 101+				Team's RPI: 243				
RPI	S	Opponent	Score	RPI	S	Opponent	Score	RPI	S	Opponent	Score	RPI	S	Opponent	Score					
												104	N	Drexel	39	51				
												124	H	Penn	51	58				
												135	H	Harvard	54	73				
												295	A	Sacred Heart	50	72				
												315	A	Howard	86	81				
												323	N	Wagner	74	71				
LAST 12 Division I GAMES:																				
												323	N	Wagner	74	71				
												104	N	Drexel	39	51				
												315	A	Howard	86	81				
												135	H	Harvard	54	73				
												295	A	Sacred Heart	50	72				
												124	H	Penn	51	58				

S  
i  
e  
n  
a

Non-Div I Games:

Siena



Average RPI Win: 236 WON-LOST RECORD WINNING PCT. RANK LAST 10 GAMES STRENGTH OF SCHEDULE OPP. STRENGTH OF SCHEDULE TEAM RPI ADJ. RPI CONF. RPI ADJ CONF. RPI

DIV. I ONLY	4- 0	1	1- 0	350	25	182	182	17	17
DIV. I NON-CONF.	4- 0	1	1- 0	350	25	182	182	17	17
TOTALS	RPI 1-25	RPI 26-50	W-L RECORDS	RPI 51-100	RPI 101-150	RPI 150+			
4- 0	0- 0	0- 0	OVERALL	1- 0	0- 0	3- 0			
2- 0	0- 0	0- 0	HOME	0- 0	0- 0	2- 0			
2- 0	0- 0	0- 0	AWAY	1- 0	0- 0	1- 0			
0- 0	0- 0	0- 0	NEUTRAL	0- 0	0- 0	0- 0			
4- 0	0- 0	0- 0	NON-CONFERENCE	1- 0	0- 0	3- 0			
2- 0	0- 0	0- 0	HOME	0- 0	0- 0	2- 0			
2- 0	0- 0	0- 0	AWAY	1- 0	0- 0	1- 0			
0- 0	0- 0	0- 0	NEUTRAL	0- 0	0- 0	0- 0			
0- 0	0- 0	0- 0	CONFERENCE	0- 0	0- 0	0- 0			
0- 0	0- 0	0- 0	HOME	0- 0	0- 0	0- 0			
0- 0	0- 0	0- 0	AWAY	0- 0	0- 0	0- 0			
0- 0	0- 0	0- 0	NEUTRAL	0- 0	0- 0	0- 0			

RPI 1-25	RPI 26-50	RPI 51-100	RPI 101+ Team's RPI: 182
RPI S Opponent Score	RPI S Opponent Score	RPI S Opponent Score	RPI S Opponent Score
		73 A Southern U. 53 49	265 H Southern Miss. 77 68
			270 H ETSU 81 74
			335 A Central Ark. 58 50
LAST 12 Division I GAMES:			
		270 H ETSU 81 74	
		73 A Southern U. 53 49	
		335 A Central Ark. 58 50	
		265 H Southern Miss. 77 68	

Non-Div I Games: Spring Hill 75 57

South Alabama



Average RPI	Win: 223	WON-LOST	WINNING	LAST 10	STRENGTH OF	OPP. STRENGTH	TEAM	ADJ.	CONF.	ADJ CONF.
Average RPI	Loss: 63	RECORD	PCT. RANK	GAMES	SCHEDULE	OF SCHEDULE	RPI	RPI	RPI	RPI
DIV. I ONLY	3- 3	153	0- 1	128	102	152	152	3	3	
DIV. I NON-CONF.	3- 3	153	0- 1	128	102	152	152	3	3	
-----										
TOTALS	RPI 1-25	RPI 26-50	W-L RECORDS	RPI 51-100	RPI 101-150	RPI 150+				
3- 3	0- 1	0- 0	OVERALL	0- 1	1- 1	2- 0				
1- 1	0- 0	0- 0	HOME	0- 0	1- 1	0- 0				
1- 0	0- 0	0- 0	AWAY	0- 0	0- 0	1- 0				
1- 2	0- 1	0- 0	NEUTRAL	0- 1	0- 0	1- 0				
3- 3	0- 1	0- 0	NON-CONFERENCE	0- 1	1- 1	2- 0				
1- 1	0- 0	0- 0	HOME	0- 0	1- 1	0- 0				
1- 0	0- 0	0- 0	AWAY	0- 0	0- 0	1- 0				
1- 2	0- 1	0- 0	NEUTRAL	0- 1	0- 0	1- 0				
0- 0	0- 0	0- 0	CONFERENCE	0- 0	0- 0	0- 0				
0- 0	0- 0	0- 0	HOME	0- 0	0- 0	0- 0				
0- 0	0- 0	0- 0	AWAY	0- 0	0- 0	0- 0				
0- 0	0- 0	0- 0	NEUTRAL	0- 0	0- 0	0- 0				

RPI 1-25				RPI 26-50				RPI 51-100				RPI 101+ Team's RPI: 152			
RPI	S	Opponent	Score	RPI	S	Opponent	Score	RPI	S	Opponent	Score	RPI	S	Opponent	Score
18	N	Drake	85 90					64	N	Oregon St.	68 70	108	H	Maryland	61 85
												122	H	Clemson	69 57
												270	N	ETSU	101 55
												276	A	Alabama St.	94 38
LAST 12 Division I GAMES:															
18	N	Drake	85 90	64	N	Oregon St.	68 70	270	N	ETSU	101 55	108	H	Maryland	61 85
122	H	Clemson	69 57	276	A	Alabama St.	94 38								

Non-Div I Games:

South Carolina



Average RPI	Win:	302	WON-LOST	WINNING	LAST 10	STRENGTH OF	OPP. STRENGTH	TEAM	ADJ.	CONF.	ADJ CONF.
Average RPI	Loss:	199	RECORD	PCT. RANK	GAMES	SCHEDULE	OF SCHEDULE	RPI	RPI	RPI	RPI
DIV. I ONLY		2- 4		214	0- 1	283	283	277	277	32	32
DIV. I NON-CONF.		2- 4		214	0- 1	283	283	277	277	32	32
-----											
TOTALS	RPI 1-25		RPI 26-50		W-L RECORDS	RPI 51-100		RPI 101-150		RPI 150+	
2- 4	0- 0		0- 0		OVERALL	0- 0		0- 1		2- 3	
1- 0	0- 0		0- 0		HOME	0- 0		0- 0		1- 0	
1- 4	0- 0		0- 0		AWAY	0- 0		0- 1		1- 3	
0- 0	0- 0		0- 0		NEUTRAL	0- 0		0- 0		0- 0	
2- 4	0- 0		0- 0		NON-CONFERENCE	0- 0		0- 1		2- 3	
1- 0	0- 0		0- 0		HOME	0- 0		0- 0		1- 0	
1- 4	0- 0		0- 0		AWAY	0- 0		0- 1		1- 3	
0- 0	0- 0		0- 0		NEUTRAL	0- 0		0- 0		0- 0	
0- 0	0- 0		0- 0		CONFERENCE	0- 0		0- 0		0- 0	
0- 0	0- 0		0- 0		HOME	0- 0		0- 0		0- 0	
0- 0	0- 0		0- 0		AWAY	0- 0		0- 0		0- 0	
0- 0	0- 0		0- 0		NEUTRAL	0- 0		0- 0		0- 0	

RPI 1-25				RPI 26-50				RPI 51-100				RPI 101+ Team's RPI: 277			
RPI	S	Opponent	Score	RPI	S	Opponent	Score	RPI	S	Opponent	Score	RPI	S	Opponent	Score
												106	A	Arizona	32 73
												186	A	Coastal Caro.	44 57
												192	A	Radford	31 61
												260	A	Presbyter ian	57 48
												311	A	Col. of Charleston	51 75
												344	H	Charleston So.	67 58
-----															
								LAST 12 Division I GAMES:							
								106	A	Arizona	32	73			
								260	A	Presbyter ian	57	48			
								344	H	Charleston So.	67	58			
								186	A	Coastal Caro.	44	57			
								311	A	Col. of Charleston	51	75			
								192	A	Radford	31	61			

Non-Div I Games:

South Carolina St.



Average RPI	Win:	222	WON-LOST	WINNING	LAST 10	STRENGTH OF	OPP. STRENGTH	TEAM	ADJ.	CONF.	ADJ CONF.
Average RPI	Loss:	18	RECORD	PCT. RANK	GAMES	SCHEDULE	OF SCHEDULE	RPI	RPI	RPI	RPI
DIV. I ONLY		4- 1		56	1- 0	245	115	92	92	19	19
DIV. I NON-CONF.		4- 1		56	1- 0	245	115	92	92	19	19
-----											
TOTALS	RPI 1-25		RPI 26-50		W-L RECORDS	RPI 51-100		RPI 101-150		RPI 150+	
4- 1	0- 1		0- 0		OVERALL	0- 0		1- 0		3- 0	
1- 0	0- 0		0- 0		HOME	0- 0		0- 0		1- 0	
2- 1	0- 1		0- 0		AWAY	0- 0		0- 0		2- 0	
1- 0	0- 0		0- 0		NEUTRAL	0- 0		1- 0		0- 0	
4- 1	0- 1		0- 0		NON-CONFERENCE	0- 0		1- 0		3- 0	
1- 0	0- 0		0- 0		HOME	0- 0		0- 0		1- 0	
2- 1	0- 1		0- 0		AWAY	0- 0		0- 0		2- 0	
1- 0	0- 0		0- 0		NEUTRAL	0- 0		1- 0		0- 0	
0- 0	0- 0		0- 0		CONFERENCE	0- 0		0- 0		0- 0	
0- 0	0- 0		0- 0		HOME	0- 0		0- 0		0- 0	
0- 0	0- 0		0- 0		AWAY	0- 0		0- 0		0- 0	
0- 0	0- 0		0- 0		NEUTRAL	0- 0		0- 0		0- 0	

RPI 1-25				RPI 26-50				RPI 51-100				RPI 101+			
RPI	S	Opponent	Score	RPI	S	Opponent	Score	RPI	S	Opponent	Score	RPI	S	Opponent	Score
18	A	Drake	64 76									139	N	Wichita St.	73 64
												176	A	Montana	64 41
												242	A	Creighton	77 65
												332	H	Incarnate Word	96 43
-----															
Team's RPI: 92															
LAST 12 Division I GAMES:															
				176	A	Montana	64 41								
				139	N	Wichita St.	73 64								
				18	A	Drake	64 76								
				332	H	Incarnate Word	96 43								
				242	A	Creighton	77 65								

Non-Div I Games: St. Mary (NE) 112 52

South Dakota



Average RPI	Win: 141	WON-LOST	WINNING	LAST 10	STRENGTH OF	OPP. STRENGTH	TEAM	ADJ.	CONF.	ADJ CONF.
Average RPI	Loss: 36	RECORD	PCT. RANK	GAMES	SCHEDULE	OF SCHEDULE	RPI	RPI	RPI	RPI
DIV. I ONLY	3- 3	153	0- 1	17	171	34	34	19	19	
DIV. I NON-CONF.	3- 3	153	0- 1	17	171	34	34	19	19	
-----										
TOTALS	RPI 1-25	RPI 26-50	W-L RECORDS	RPI 51-100	RPI 101-150	RPI 150+				
3- 3	0- 1	0- 2	OVERALL	1- 0	1- 0	1- 0				
2- 0	0- 0	0- 0	HOME	0- 0	1- 0	1- 0				
1- 1	0- 1	0- 0	AWAY	1- 0	0- 0	0- 0				
0- 2	0- 0	0- 2	NEUTRAL	0- 0	0- 0	0- 0				
3- 3	0- 1	0- 2	NON-CONFERENCE	1- 0	1- 0	1- 0				
2- 0	0- 0	0- 0	HOME	0- 0	1- 0	1- 0				
1- 1	0- 1	0- 0	AWAY	1- 0	0- 0	0- 0				
0- 2	0- 0	0- 2	NEUTRAL	0- 0	0- 0	0- 0				
0- 0	0- 0	0- 0	CONFERENCE	0- 0	0- 0	0- 0				
0- 0	0- 0	0- 0	HOME	0- 0	0- 0	0- 0				
0- 0	0- 0	0- 0	AWAY	0- 0	0- 0	0- 0				
0- 0	0- 0	0- 0	NEUTRAL	0- 0	0- 0	0- 0				

RPI 1-25				RPI 26-50				Team's RPI: 34				RPI 51-100				RPI 101+			
RPI	S	Opponent	Score	RPI	S	Opponent	Score	RPI	S	Opponent	Score	RPI	S	Opponent	Score	RPI	S	Opponent	Score
11	A	Marquette	52 91	46	N	Baylor	66 72	59	A	Central Mich.	80 71	121	H	FGCU	80 62				
				50	N	Buffalo	55 61					242	H	Creighton	74 48				
LAST 12 Division I GAMES:																			
				50	N	Buffalo	55 61	46	N	Baylor	66 72	242	H	Creighton	74 48	59	A	Central Mich.	80 71
								121	H	FGCU	80 62	11	A	Marquette	52 91				

Non-Div I Games:

South Dakota St.



Average RPI Win: 201		WON-LOST	WINNING	LAST 10	STRENGTH OF		OPP. STRENGTH	TEAM	ADJ.	CONF.	ADJ CONF.
Loss: 23		RECORD	PCT. RANK	GAMES	SCHEDULE		OF SCHEDULE	RPI	RPI	RPI	RPI
DIV. I ONLY		5- 2	96	1- 0	96		80	60	60	8	8
DIV. I NON-CONF.		5- 2	96	1- 0	96		80	60	60	8	8
TOTALS		RPI 1-25	RPI 26-50	W-L RECORDS		RPI 51-100	RPI 101-150	RPI 150+			
5- 2	0- 1	0- 1		OVERALL		1- 0	0- 0	4- 0			
3- 0	0- 0	0- 0		HOME		0- 0	0- 0	3- 0			
1- 0	0- 0	0- 0		AWAY		0- 0	0- 0	1- 0			
1- 2	0- 1	0- 1		NEUTRAL		1- 0	0- 0	0- 0			
5- 2	0- 1	0- 1		NON-CONFERENCE		1- 0	0- 0	4- 0			
3- 0	0- 0	0- 0		HOME		0- 0	0- 0	3- 0			
1- 0	0- 0	0- 0		AWAY		0- 0	0- 0	1- 0			
1- 2	0- 1	0- 1		NEUTRAL		1- 0	0- 0	0- 0			
0- 0	0- 0	0- 0		CONFERENCE		0- 0	0- 0	0- 0			
0- 0	0- 0	0- 0		HOME		0- 0	0- 0	0- 0			
0- 0	0- 0	0- 0		AWAY		0- 0	0- 0	0- 0			
0- 0	0- 0	0- 0		NEUTRAL		0- 0	0- 0	0- 0			

RPI 1-25					
RPI	S	Opponent	Score		
12	N	North Carolina	69	71	
RPI 26-50					
RPI	S	Opponent	Score		
33	N	Kentucky	63	85	
RPI 51-100					
RPI	S	Opponent	Score		
55	N	UCLA	60	56	
Team's RPI : 60					
RPI 101+					
RPI	S	Opponent	Score		
154	A	Ohio St.	71	47	
210	H	Oklahoma	87	70	
272	H	Bethune-Cookman	88	39	
314	H	Albany (NY)	74	37	
LAST 12 Division I GAMES:					
12	N	North Carolina	69	71	
33	N	Kentucky	63	85	
210	H	Oklahoma	87	70	
272	H	Bethune-Cookman	88	39	
314	H	Albany (NY)	74	37	
154	A	Ohio St.	71	47	
55	N	UCLA	60	56	

Non-Div I Games:

South Fla.



Average RPI	Win: 270	WON-LOST	WINNING	LAST 10	STRENGTH OF	OPP. STRENGTH	TEAM	ADJ.	CONF.	ADJ CONF.
Average RPI	Loss: 139	RECORD	PCT. RANK	GAMES	SCHEDULE	OF SCHEDULE	RPI	RPI	RPI	RPI

DIV. I ONLY	2- 4	214	1- 0	86	325	175	175	14	14
DIV. I NON-CONF.	2- 4	214	1- 0	86	325	175	175	14	14
-----									
TOTALS	RPI 1-25	RPI 26-50	W-L RECORDS	RPI 51-100	RPI 101-150	RPI 150+			
2- 4	0- 0	0- 1	OVERALL	0- 1	0- 0	2- 2			
1- 0	0- 0	0- 0	HOME	0- 0	0- 0	1- 0			
1- 3	0- 0	0- 1	AWAY	0- 1	0- 0	1- 1			
0- 1	0- 0	0- 0	NEUTRAL	0- 0	0- 0	0- 1			
2- 4	0- 0	0- 1	NON-CONFERENCE	0- 1	0- 0	2- 2			
1- 0	0- 0	0- 0	HOME	0- 0	0- 0	1- 0			
1- 3	0- 0	0- 1	AWAY	0- 1	0- 0	1- 1			
0- 1	0- 0	0- 0	NEUTRAL	0- 0	0- 0	0- 1			
0- 0	0- 0	0- 0	CONFERENCE	0- 0	0- 0	0- 0			
0- 0	0- 0	0- 0	HOME	0- 0	0- 0	0- 0			
0- 0	0- 0	0- 0	AWAY	0- 0	0- 0	0- 0			
0- 0	0- 0	0- 0	NEUTRAL	0- 0	0- 0	0- 0			

RPI	S	Opponent	Score	RPI	S	Opponent	Score	RPI	S	Opponent	Score	RPI	S	Opponent	Score	Team's RPI: 175
42	A	Bradley	79 85	98	A	Mississippi St.	53 88	159	N	North Ala.	67 80	203	H	Western Ill.	81 71	
								257	A	Southern Ill.	40 60	336	A	NJIT	68 58	
LAST 12 Division I GAMES:																
				336	A	NJIT	68 58									
				159	N	North Ala.	67 80									
				203	H	Western Ill.	81 71									
				257	A	Southern Ill.	40 60									
				42	A	Bradley	79 85									
				98	A	Mississippi St.	53 88									

Non-Div I Games:

Southeast Mo. St.



Southeastern Ed.				Through Games of Nov. 20, 2018						
Average RPI Win: 247		WON-LOST RECORD	WINNING PCT. RANK	LAST 10 GAMES	STRENGTH OF SCHEDULE	OPP. STRENGTH OF SCHEDULE	TEAM RPI	ADJ. RPI	CONF. RPI	ADJ CONF. RPI
Loss: 13										
DIV. I ONLY		2- 1	105	1- 0	201	160	95	95	23	23
DIV. I NON-CONF.		2- 1	105	1- 0	201	160	95	95	23	23
TOTALS		RPI 1-25	RPI 26-50	W-L RECORDS		RPI 51-100	RPI 101-150	RPI 150+		
2- 1	0- 1		0- 0	OVERALL		0- 0	1- 0	1- 0		
0- 0	0- 0		0- 0	HOME		0- 0	0- 0	0- 0		
2- 1	0- 1		0- 0	AWAY		0- 0	1- 0	1- 0		
0- 0	0- 0		0- 0	NEUTRAL		0- 0	0- 0	0- 0		
2- 1	0- 1		0- 0	NON-CONFERENCE		0- 0	1- 0	1- 0		
0- 0	0- 0		0- 0	HOME		0- 0	0- 0	0- 0		
2- 1	0- 1		0- 0	AWAY		0- 0	1- 0	1- 0		
0- 0	0- 0		0- 0	NEUTRAL		0- 0	0- 0	0- 0		
0- 0	0- 0		0- 0	CONFERENCE		0- 0	0- 0	0- 0		
0- 0	0- 0		0- 0	HOME		0- 0	0- 0	0- 0		
0- 0	0- 0		0- 0	AWAY		0- 0	0- 0	0- 0		
0- 0	0- 0		0- 0	NEUTRAL		0- 0	0- 0	0- 0		

RPI 1-25				RPI 26-50				RPI 51-100				Team's RPI: 95				RPI 101+			
RPI	S	Opponent	Score	RPI	S	Opponent	Score	RPI	S	Opponent	Score	RPI	S	Opponent	Score	RPI	S	Opponent	Score
13	A	Al abama	40 88													144	A	SMU	63 62
																350	A	Al corn	77 59
LAST 12 Di vi si on I GAMES:																			
																144	A	SMU	63 62
																350	A	Al corn	77 59
																13	A	Al abama	40 88

Non-Div I Games:	Mobile	70	57
------------------	--------	----	----

Southeastern La.



Average RPI	Win:	152	WON-LOST	WINNING	LAST 10	STRENGTH OF	OPP. STRENGTH	TEAM	ADJ.	CONF.	ADJ CONF.
Average RPI	Loss:	0	RECORD	PCT. RANK	GAMES	SCHEDULE	OF SCHEDULE	RPI	RPI	RPI	RPI
DIV. I ONLY		6- 0		1	1- 0	287	16	56	56	2	2
DIV. I NON-CONF.		6- 0		1	1- 0	287	16	56	56	2	2
-----											
TOTALS	RPI 1-25		RPI 26-50		W-L RECORDS	RPI 51-100		RPI 101-150		RPI 150+	
6- 0	0- 0		1- 0		OVERALL	1- 0		2- 0		2- 0	
3- 0	0- 0		1- 0		HOME	0- 0		1- 0		1- 0	
2- 0	0- 0		0- 0		AWAY	0- 0		1- 0		1- 0	
1- 0	0- 0		0- 0		NEUTRAL	1- 0		0- 0		0- 0	
6- 0	0- 0		1- 0		NON-CONFERENCE	1- 0		2- 0		2- 0	
3- 0	0- 0		1- 0		HOME	0- 0		1- 0		1- 0	
2- 0	0- 0		0- 0		AWAY	0- 0		1- 0		1- 0	
1- 0	0- 0		0- 0		NEUTRAL	1- 0		0- 0		0- 0	
0- 0	0- 0		0- 0		CONFERENCE	0- 0		0- 0		0- 0	
0- 0	0- 0		0- 0		HOME	0- 0		0- 0		0- 0	
0- 0	0- 0		0- 0		AWAY	0- 0		0- 0		0- 0	
0- 0	0- 0		0- 0		NEUTRAL	0- 0		0- 0		0- 0	

RPI	S	Opponent	Score	RPI	S	Opponent	Score	RPI	S	Opponent	Score	RPI	S	Opponent	Score
				39	H	Santa Clara	77 46					101	A	Nevada	72 51
								62	N	Utah St.	55 46	113	H	UC Riverside	73 55
												294	A	Long Beach St.	86 50
												300	H	UC Santa Barbara	82 39
-----															
Team's RPI: 56															
LAST 12 Division I GAMES:															
				101	A	Nevada	72 51					300	H	UC Santa Barbara	82 39
				62	N	Utah St.	55 46					294	A	Long Beach St.	86 50
				39	H	Santa Clara	77 46					113	H	UC Riverside	73 55

Non-Div I Games:

Southern California



Average RPI	Win:	230	WON-LOST	WINNING	LAST 10	STRENGTH OF	OPP. STRENGTH	TEAM	ADJ.	CONF.	ADJ CONF.
Average RPI	Loss:	115	RECORD	PCT. RANK	GAMES	SCHEDULE	OF SCHEDULE	RPI	RPI	RPI	RPI
DIV. I ONLY		3- 3		153	0- 1	323	37	257	257	15	15
DIV. I NON-CONF.		3- 3		153	0- 1	323	37	257	257	15	15
-----											
TOTALS	RPI 1-25		RPI 26-50		W-L RECORDS	RPI 51-100		RPI 101-150		RPI 150+	
3- 3	0- 0		0- 0		OVERALL	0- 2		0- 0		3- 1	
2- 0	0- 0		0- 0		HOME	0- 0		0- 0		2- 0	
0- 2	0- 0		0- 0		AWAY	0- 1		0- 0		0- 1	
1- 1	0- 0		0- 0		NEUTRAL	0- 1		0- 0		1- 0	
3- 3	0- 0		0- 0		NON-CONFERENCE	0- 2		0- 0		3- 1	
2- 0	0- 0		0- 0		HOME	0- 0		0- 0		2- 0	
0- 2	0- 0		0- 0		AWAY	0- 1		0- 0		0- 1	
1- 1	0- 0		0- 0		NEUTRAL	0- 1		0- 0		1- 0	
0- 0	0- 0		0- 0		CONFERENCE	0- 0		0- 0		0- 0	
0- 0	0- 0		0- 0		HOME	0- 0		0- 0		0- 0	
0- 0	0- 0		0- 0		AWAY	0- 0		0- 0		0- 0	
0- 0	0- 0		0- 0		NEUTRAL	0- 0		0- 0		0- 0	

RPI 1-25				RPI 26-50				RPI 51-100				RPI 101+				Team's RPI: 257
RPI	S	Opponent	Score	RPI	S	Opponent	Score	RPI	S	Opponent	Score	RPI	S	Opponent	Score	
								61	N	Arizona St.	38 82	175	H	Southeast Mo. St.	60 40	
								96	A	UT Martin	94 95	187	A	Western Ky.	76 83	
												202	N	Hartford	72 50	
												313	H	Marshall	58 49	
LAST 12 Division I GAMES:																
				313	H	Marshall	58 49	61	N	Arizona St.	38 82					
				175	H	Southeast Mo. St.	60 40	202	N	Hartford	72 50					
				96	A	UT Martin	94 95	187	A	Western Ky.	76 83					

Non-Div I Games:

Southern Ill.



Average RPI	Win: 224	WON-LOST	WINNING	LAST 10	STRENGTH OF	OPP. STRENGTH	TEAM	ADJ.	CONF.	ADJ CONF.
Average RPI	Loss: 127	RECORD	PCT. RANK	GAMES	SCHEDULE	OF SCHEDULE	RPI	RPI	RPI	RPI
DIV. I ONLY	3- 2	126	0- 1	305	120	265	265	16	16	
DIV. I NON-CONF.	3- 2	126	0- 1	305	120	265	265	16	16	
-----										
TOTALS	RPI 1-25	RPI 26-50	W-L RECORDS	RPI 51-100	RPI 101-150	RPI 150+				
3- 2	0- 0	0- 0	OVERALL	0- 1	0- 0	3- 1				
3- 1	0- 0	0- 0	HOME	0- 1	0- 0	3- 0				
0- 1	0- 0	0- 0	AWAY	0- 0	0- 0	0- 1				
0- 0	0- 0	0- 0	NEUTRAL	0- 0	0- 0	0- 0				
3- 2	0- 0	0- 0	NON-CONFERENCE	0- 1	0- 0	3- 1				
3- 1	0- 0	0- 0	HOME	0- 1	0- 0	3- 0				
0- 1	0- 0	0- 0	AWAY	0- 0	0- 0	0- 1				
0- 0	0- 0	0- 0	NEUTRAL	0- 0	0- 0	0- 0				
0- 0	0- 0	0- 0	CONFERENCE	0- 0	0- 0	0- 0				
0- 0	0- 0	0- 0	HOME	0- 0	0- 0	0- 0				
0- 0	0- 0	0- 0	AWAY	0- 0	0- 0	0- 0				
0- 0	0- 0	0- 0	NEUTRAL	0- 0	0- 0	0- 0				

RPI 1-25				RPI 26-50				RPI 51-100				RPI 101+				Team's RPI: 265
RPI	S	Opponent	Score	RPI	S	Opponent	Score	RPI	S	Opponent	Score	RPI	S	Opponent	Score	
								71	H	Sam Houston St.	61 65	182	A	South Alabama	68 77	
												207	H	Mississippi Val.	67 60	
												208	H	Samford	76 40	
												256	H	Grambling	68 47	
-----																
LAST 12 Division I GAMES:																
				71	H	Sam Houston St.	61 65	182	A	South Alabama	68 77					
				207	H	Mississippi Val.	67 60	256	H	Grambling	68 47					
				208	H	Samford	76 40									

Non-Div I Games: William Carey 74 48

Southern Miss.



Average RPI Win: 0		WON-LOST	WINNING	LAST 10	STRENGTH OF	OPP. STRENGTH	TEAM	ADJ.	CONF.	ADJ CONF.
Loss: 87		RECORD	PCT. RANK	GAMES	SCHEDULE	OF SCHEDULE	RPI	RPI	RPI	RPI
DIV. I ONLY		0- 3	310	0- 0	1	348	73	73	27	27
DIV. I NON-CONF.		0- 3	310	0- 0	1	348	73	73	27	27
TOTALS		RPI 1-25	RPI 26-50	W-L RECORDS		RPI 51-100	RPI 101-150	RPI 150+		
0- 3	0- 0		0- 2	OVERALL		0- 0	0- 0	0- 1		
0- 1	0- 0		0- 0	HOME		0- 0	0- 0	0- 1		
0- 2	0- 0		0- 2	AWAY		0- 0	0- 0	0- 0		
0- 0	0- 0		0- 0	NEUTRAL		0- 0	0- 0	0- 0		
0- 3	0- 0		0- 2	NON-CONFERENCE		0- 0	0- 0	0- 1		
0- 1	0- 0		0- 0	HOME		0- 0	0- 0	0- 1		
0- 2	0- 0		0- 2	AWAY		0- 0	0- 0	0- 0		
0- 0	0- 0		0- 0	NEUTRAL		0- 0	0- 0	0- 0		
0- 0	0- 0		0- 0	CONFERENCE		0- 0	0- 0	0- 0		
0- 0	0- 0		0- 0	HOME		0- 0	0- 0	0- 0		
0- 0	0- 0		0- 0	AWAY		0- 0	0- 0	0- 0		
0- 0	0- 0		0- 0	NEUTRAL		0- 0	0- 0	0- 0		

RPI 1-25				RPI 26-50				RPI 51-100				RPI 101+			
RPI	S	Opponent	Score	RPI	S	Opponent	Score	RPI	S	Opponent	Score	RPI	S	Opponent	Score
				33	A	Kentucky	41 91					182	H	South Alabama	49 53
				46	A	Baylor	49 94								
LAST 12 Division I GAMES:															
								182	H	South Alabama	49 53				
								46	A	Baylor	49 94				
								33	A	Kentucky	41 91				

Non-Div I Games: Wiley

89      58

Mi l l saps

71      36

Southern U.



Average RPI	Win: 232	WON-LOST	WINNING	LAST 10	STRENGTH OF	OPP. STRENGTH	TEAM	ADJ.	CONF.	ADJ CONF.
Average RPI	Loss: 104	RECORD	PCT. RANK	GAMES	SCHEDULE	OF SCHEDULE	RPI	RPI	RPI	RPI
DIV. I ONLY	1- 3	249	0- 1	188	48	236	236	9	9	
DIV. I NON-CONF.	1- 3	249	0- 1	188	48	236	236	9	9	
-----										
TOTALS	RPI 1-25	RPI 26-50	W-L RECORDS	RPI 51-100	RPI 101-150	RPI 150+				
1- 3	0- 0	0- 0	OVERALL	0- 1	0- 2	1- 0				
1- 0	0- 0	0- 0	HOME	0- 0	0- 0	1- 0				
0- 3	0- 0	0- 0	AWAY	0- 1	0- 2	0- 0				
0- 0	0- 0	0- 0	NEUTRAL	0- 0	0- 0	0- 0				
1- 3	0- 0	0- 0	NON-CONFERENCE	0- 1	0- 2	1- 0				
1- 0	0- 0	0- 0	HOME	0- 0	0- 0	1- 0				
0- 3	0- 0	0- 0	AWAY	0- 1	0- 2	0- 0				
0- 0	0- 0	0- 0	NEUTRAL	0- 0	0- 0	0- 0				
0- 0	0- 0	0- 0	CONFERENCE	0- 0	0- 0	0- 0				
0- 0	0- 0	0- 0	HOME	0- 0	0- 0	0- 0				
0- 0	0- 0	0- 0	AWAY	0- 0	0- 0	0- 0				
0- 0	0- 0	0- 0	NEUTRAL	0- 0	0- 0	0- 0				

RPI 1-25				RPI 26-50				RPI 51-100				RPI 101+ Team's RPI: 236					
RPI	S	Opponent	Score	RPI	S	Opponent	Score	RPI	S	Opponent	Score	RPI	S	Opponent	Score		
								93	A	UC Irvine	58	75	107	A	UC Davis	45	68
												113	A	UC Riverside	50	56	
												232	H	San Diego	69	59	
-----																	
LAST 12 Division I GAMES:																	
				107	A	UC Davis	45	68				113	A	UC Riverside	50	56	
				93	A	UC Irvine	58	75									
				232	H	San Diego	69	59									

Non-Div I Games:

Southern Utah



Average RPI Win: 325		WON-LOST	WINNING	LAST 10	STRENGTH OF		OPP. STRENGTH	TEAM	ADJ.	CONF.	ADJ CONF.
Average RPI Loss: 146		RECORD	PCT. RANK	GAMES	SCHEDULE		OF SCHEDULE	RPI	RPI	RPI	RPI
DIV. I ONLY		2- 4	214	0- 1	217		320	269	269	20	20
DIV. I NON-CONF.		2- 4	214	0- 1	217		320	269	269	20	20
-----											
TOTALS		RPI 1-25		RPI 26-50	W-L RECORDS		RPI 51-100	RPI 101-150		RPI 150+	
2- 4		0- 0		0- 1	OVERALL		0- 1	0- 0		2- 2	
1- 1		0- 0		0- 0	HOME		0- 0	0- 0		1- 1	
1- 2		0- 0		0- 0	AWAY		0- 1	0- 0		1- 1	
0- 1		0- 0		0- 1	NEUTRAL		0- 0	0- 0		0- 0	
2- 4		0- 0		0- 1	NON-CONFERENCE		0- 1	0- 0		2- 2	
1- 1		0- 0		0- 0	HOME		0- 0	0- 0		1- 1	
1- 2		0- 0		0- 0	AWAY		0- 1	0- 0		1- 1	
0- 1		0- 0		0- 1	NEUTRAL		0- 0	0- 0		0- 0	
0- 0		0- 0		0- 0	CONFERENCE		0- 0	0- 0		0- 0	
0- 0		0- 0		0- 0	HOME		0- 0	0- 0		0- 0	
0- 0		0- 0		0- 0	AWAY		0- 0	0- 0		0- 0	
0- 0		0- 0		0- 0	NEUTRAL		0- 0	0- 0		0- 0	

RPI 1-25				RPI 26-50				RPI 51-100				RPI 101+ Team's RPI: 269			
RPI	S	Opponent	Score	RPI	S	Opponent	Score	RPI	S	Opponent	Score	RPI	S	Opponent	Score
				37	N	Ohio	53 70	94	A	Denver	62 76	206	A	Georgia	40 67
												248	H	Hofstra	59 67
												298	A	Niagara	76 48
												351	H	Canisius	100 94
LAST 12 Division I GAMES:															
				94	A	Denver	62 76	351	H	Canisius	100 94				
				37	N	Ohio	53 70	206	A	Georgia	40 67				
				248	H	Hofstra	59 67	298	A	Niagara	76 48				

Non-Div I Games:

St. Bonaventure



Average RPI		Win: 286	WON-LOST RECORD	WINNING PCT. RANK	LAST 10 GAMES	STRENGTH OF SCHEDULE	OPP. STRENGTH OF SCHEDULE	TEAM RPI	ADJ. RPI	CONF. RPI	ADJ CONF. RPI
Loss: 225											
DIV. I ONLY			3- 2	126	0- 1	258	331	214	214	31	31
DIV. I NON-CONF.			3- 2	126	0- 1	258	331	214	214	31	31
TOTALS		RPI 1-25		RPI 26-50		W-L RECORDS	RPI 51-100	RPI 101-150		RPI 150+	
3- 2	0- 0			0- 0		OVERALL	0- 0	0- 1		3- 1	
1- 0	0- 0			0- 0		HOME	0- 0	0- 0		1- 0	
1- 1	0- 0			0- 0		AWAY	0- 0	0- 1		1- 0	
1- 1	0- 0			0- 0		NEUTRAL	0- 0	0- 0		1- 1	
3- 2	0- 0			0- 0		NON-CONFERENCE	0- 0	0- 1		3- 1	
1- 0	0- 0			0- 0		HOME	0- 0	0- 0		1- 0	
1- 1	0- 0			0- 0		AWAY	0- 0	0- 1		1- 0	
1- 1	0- 0			0- 0		NEUTRAL	0- 0	0- 0		1- 1	
0- 0	0- 0			0- 0		CONFERENCE	0- 0	0- 0		0- 0	
0- 0	0- 0			0- 0		HOME	0- 0	0- 0		0- 0	
0- 0	0- 0			0- 0		AWAY	0- 0	0- 0		0- 0	
0- 0	0- 0			0- 0		NEUTRAL	0- 0	0- 0		0- 0	

RPI 1-25				RPI 26-50				RPI 51-100				RPI 101+ Team's RPI: 214					
RPI	S	Opponent	Score	RPI	S	Opponent	Score	RPI	S	Opponent	Score	RPI	S	Opponent	Score		
												145	A	Seton Hall	77 100		
												204	A	Morehead St.	101 94		
												304	N	Valparaiso	76 78		
												307	N	Chicago St.	110 73		
												346	H	Manhattan	73 65		
LAST 12 Division I GAMES:																	
307 N Chicago St.				110	73	145 A Seton Hall				77	100						
346 H Manhattan				73	65	204 A Morehead St.				101	94						
								304 N Valparaiso				76	78				

Non-Div I Games:	Mercy	102	51
------------------	-------	-----	----

St. Francis Brooklyn



Average RPI Win: 212 WON-LOST WINNING LAST 10 STRENGTH OF OPP. STRENGTH TEAM ADJ. CONF. ADJ CONF.  
Average RPI Loss: 7 RECORD PCT. RANK GAMES SCHEDULE OF SCHEDULE RPI RPI RPI RPI

DIV. I ONLY	4- 1	56	1- 0	103	124	38	38	7	7
DIV. I NON-CONF.	4- 1	56	1- 0	103	124	38	38	7	7
TOTALS	RPI 1-25	RPI 26-50	W-L RECORDS	RPI 51-100	RPI 101-150	RPI 150+			
4- 1	0- 1	0- 0	OVERALL	0- 0	1- 0	3- 0			
0- 0	0- 0	0- 0	HOME	0- 0	0- 0	0- 0			
2- 0	0- 0	0- 0	AWAY	0- 0	0- 0	2- 0			
2- 1	0- 1	0- 0	NEUTRAL	0- 0	1- 0	1- 0			
4- 1	0- 1	0- 0	NON-CONFERENCE	0- 0	1- 0	3- 0			
0- 0	0- 0	0- 0	HOME	0- 0	0- 0	0- 0			
2- 0	0- 0	0- 0	AWAY	0- 0	0- 0	2- 0			
2- 1	0- 1	0- 0	NEUTRAL	0- 0	1- 0	1- 0			
0- 0	0- 0	0- 0	CONFERENCE	0- 0	0- 0	0- 0			
0- 0	0- 0	0- 0	HOME	0- 0	0- 0	0- 0			
0- 0	0- 0	0- 0	AWAY	0- 0	0- 0	0- 0			
0- 0	0- 0	0- 0	NEUTRAL	0- 0	0- 0	0- 0			

RPI S Opponent Score	RPI S Opponent Score	Team's RPI: 38	RPI S Opponent Score	RPI S Opponent Score
7 N UConn 55 65				112 N Purdue 68 62
				155 N Ole Miss 64 59
				250 A Iona 61 35
				331 A Army West Point 60 49
LAST 12 Division I GAMES:				
155 N Ole Miss 64 59	7 N UConn 55 65	112 N Purdue 68 62	250 A Iona 61 35	
331 A Army West Point 60 49				

Non-Div I Games:

St. John's (NY)



Average RPI	Win:	152	WON-LOST	WINNING	LAST 10	STRENGTH OF	OPP. STRENGTH	TEAM	ADJ.	CONF.	ADJ CONF.
Average RPI	Loss:	0	RECORD	PCT. RANK	GAMES	SCHEDULE	OF SCHEDULE	RPI	RPI	RPI	RPI
DIV. I ONLY		6- 0		1	1- 0	172	51	28	28	2	2
DIV. I NON-CONF.		6- 0		1	1- 0	172	51	28	28	2	2
-----											
TOTALS	RPI 1-25		RPI 26-50		W-L RECORDS	RPI 51-100		RPI 101-150		RPI 150+	
6- 0	0- 0		0- 0		OVERALL	0- 0		4- 0		2- 0	
3- 0	0- 0		0- 0		HOME	0- 0		2- 0		1- 0	
1- 0	0- 0		0- 0		AWAY	0- 0		0- 0		1- 0	
2- 0	0- 0		0- 0		NEUTRAL	0- 0		2- 0		0- 0	
6- 0	0- 0		0- 0		NON-CONFERENCE	0- 0		4- 0		2- 0	
3- 0	0- 0		0- 0		HOME	0- 0		2- 0		1- 0	
1- 0	0- 0		0- 0		AWAY	0- 0		0- 0		1- 0	
2- 0	0- 0		0- 0		NEUTRAL	0- 0		2- 0		0- 0	
0- 0	0- 0		0- 0		CONFERENCE	0- 0		0- 0		0- 0	
0- 0	0- 0		0- 0		HOME	0- 0		0- 0		0- 0	
0- 0	0- 0		0- 0		AWAY	0- 0		0- 0		0- 0	
0- 0	0- 0		0- 0		NEUTRAL	0- 0		0- 0		0- 0	

RPI 1-25				RPI 26-50				Team's RPI: 28				RPI 51-100				RPI 101+			
RPI	S	Opponent	Score	RPI	S	Opponent	Score	RPI	S	Opponent	Score	RPI	S	Opponent	Score	RPI	S	Opponent	Score
																103	N	Ameri can	71 49
																107	H	UC Davi s	71 43
																117	H	Idaho	115 71
																121	N	FGCU	88 65
																199	H	San Franci sco	96 62
																263	A	Hawai i	81 59
LAST 12 Division I GAMES:																			
																107	H	UC Davi s	71 43
																263	A	Hawai i	81 59
																103	N	Ameri can	71 49
																121	N	FGCU	88 65
																199	H	San Franci sco	96 62
																117	H	Idaho	115 71

Non-Div I Games:

Stanford



Average RPI Win:	0	WON-LOST	WINNING	LAST 10	STRENGTH OF	OPP. STRENGTH	TEAM	ADJ.	CONF.	ADJ CONF.
Average RPI Loss:	149	RECORD	PCT. RANK	GAMES	SCHEDULE	OF SCHEDULE	RPI	RPI	RPI	RPI
DIV. I ONLY	0- 5	310	0- 1	103	248	289	289	26	26	
DIV. I NON-CONF.	0- 5	310	0- 1	103	248	289	289	26	26	
-----										
TOTALS	RPI 1-25	RPI 26-50	W-L RECORDS	RPI 51-100	RPI 101-150	RPI 150+				
0- 5	0- 0	0- 0	OVERALL	0- 1	0- 2	0- 2				
0- 1	0- 0	0- 0	HOME	0- 1	0- 0	0- 0				
0- 1	0- 0	0- 0	AWAY	0- 0	0- 0	0- 1				
0- 3	0- 0	0- 0	NEUTRAL	0- 0	0- 2	0- 1				
0- 5	0- 0	0- 0	NON-CONFERENCE	0- 1	0- 2	0- 2				
0- 1	0- 0	0- 0	HOME	0- 1	0- 0	0- 0				
0- 1	0- 0	0- 0	AWAY	0- 0	0- 0	0- 1				
0- 3	0- 0	0- 0	NEUTRAL	0- 0	0- 2	0- 1				
0- 0	0- 0	0- 0	CONFERENCE	0- 0	0- 0	0- 0				
0- 0	0- 0	0- 0	HOME	0- 0	0- 0	0- 0				
0- 0	0- 0	0- 0	AWAY	0- 0	0- 0	0- 0				
0- 0	0- 0	0- 0	NEUTRAL	0- 0	0- 0	0- 0				

RPI 1-25				RPI 26-50				RPI 51-100				RPI 101+				Team's RPI : 289	
RPI	S	Opponent	Score	RPI	S	Opponent	Score	RPI	S	Opponent	Score	RPI	S	Opponent	Score		
								65	H	UCF	55	78	134	N	Wright St.	44	57
												137	N	Marist	69	76	
												161	A	Tulsa	54	55	
												248	N	Hofstra	50	53	
LAST 12 Division I GAMES:																	
				248	N	Hofstra	50	53									
				134	N	Wright St.	44	57									
				137	N	Marist	69	76									
				65	H	UCF	55	78									
				161	A	Tulsa	54	55									

Non-Div I Games:

Stetson



Average RPI Win:	234	WON-LOST	WINNING	LAST 10	STRENGTH OF	OPP. STRENGTH	TEAM	ADJ.	CONF.	ADJ CONF.
Average RPI Loss:	165	RECORD	PCT. RANK	GAMES	SCHEDULE	OF SCHEDULE	RPI	RPI	RPI	RPI
DIV. I ONLY	4- 1	56	1- 0	139	265	67	67	25	25	
DIV. I NON-CONF.	4- 1	56	1- 0	139	265	67	67	25	25	
-----										
TOTALS	RPI 1-25	RPI 26-50	W-L RECORDS	RPI 51-100	RPI 101-150	RPI 150+				
4- 1	0- 0	0- 0	OVERALL	0- 0	1- 0	3- 1				
2- 0	0- 0	0- 0	HOME	0- 0	0- 0	2- 0				
2- 1	0- 0	0- 0	AWAY	0- 0	1- 0	1- 1				
0- 0	0- 0	0- 0	NEUTRAL	0- 0	0- 0	0- 0				
4- 1	0- 0	0- 0	NON-CONFERENCE	0- 0	1- 0	3- 1				
2- 0	0- 0	0- 0	HOME	0- 0	0- 0	2- 0				
2- 1	0- 0	0- 0	AWAY	0- 0	1- 0	1- 1				
0- 0	0- 0	0- 0	NEUTRAL	0- 0	0- 0	0- 0				
0- 0	0- 0	0- 0	CONFERENCE	0- 0	0- 0	0- 0				
0- 0	0- 0	0- 0	HOME	0- 0	0- 0	0- 0				
0- 0	0- 0	0- 0	AWAY	0- 0	0- 0	0- 0				
0- 0	0- 0	0- 0	NEUTRAL	0- 0	0- 0	0- 0				

RPI 1-25	RPI 26-50	RPI 51-100	Team's RPI: 67	RPI 101+
RPI S Opponent Score	RPI S Opponent Score	RPI S Opponent Score		RPI S Opponent Score
				102 A Penn St. 81 70
				165 A Rutgers 47 61
				240 H Ga. Southern 72 43
				248 H Hofstra 77 49
				346 A Manhattan 79 48
LAST 12 Division I GAMES:				
				102 A Penn St. 81 70
				240 H Ga. Southern 72 43
				346 A Manhattan 79 48
				248 H Hofstra 77 49
				165 A Rutgers 47 61

Non-Div I Games:

Stony Brook



Average RPI Loss: 4

DIV. I ONLY	6- 1	37	1- 0	26	86	8	8	1	1
DIV. I NON-CONF.	6- 1	37	1- 0	26	86	8	8	1	1
TOTALS	RPI 1-25	RPI 26-50	W-L RECORDS	RPI 51-100	RPI 101-150	RPI 150+			
6- 1	1- 1	1- 0	OVERALL	1- 0	0- 0	3- 0			
3- 0	1- 0	1- 0	HOME	0- 0	0- 0	1- 0			
0- 1	0- 1	0- 0	AWAY	0- 0	0- 0	0- 0			
3- 0	0- 0	0- 0	NEUTRAL	1- 0	0- 0	2- 0			
6- 1	1- 1	1- 0	NON-CONFERENCE	1- 0	0- 0	3- 0			
3- 0	1- 0	1- 0	HOME	0- 0	0- 0	1- 0			
0- 1	0- 1	0- 0	AWAY	0- 0	0- 0	0- 0			
3- 0	0- 0	0- 0	NEUTRAL	1- 0	0- 0	2- 0			
0- 0	0- 0	0- 0	CONFERENCE	0- 0	0- 0	0- 0			
0- 0	0- 0	0- 0	HOME	0- 0	0- 0	0- 0			
0- 0	0- 0	0- 0	AWAY	0- 0	0- 0	0- 0			
0- 0	0- 0	0- 0	NEUTRAL	0- 0	0- 0	0- 0			

RPI 1-25				Team's RPI: 8			
RPI	S	Opponent	Score				
4	A	Oregon	73 75				
24	H	Bucknel I	70 56				

RPI 26-50			
RPI	S	Opponent	Score
30	H	Texas A&M	75 65

RPI 51-100			
RPI	S	Opponent	Score
66	N	DePaul	83 81

RPI 101+			
RPI	S	Opponent	Score
191	N	Kansas St.	70 61
225	N	Princeton	92 61
226	H	North Dakota	85 49

LAST 12 Division I GAMES:			
225	N	Princeton	92 61
191	N	Kansas St.	70 61
24	H	Bucknel I	70 56
30	H	Texas A&M	75 65
4	A	Oregon	73 75
226	H	North Dakota	85 49
66	N	DePaul	83 81

### Non-Div I Games:

Syracuse



TCUTCU

TCU



Average RPI Win:	329	WON-LOST	WINNING	LAST 10	STRENGTH OF	OPP. STRENGTH	TEAM	ADJ.	CONF.	ADJ CONF.
Average RPI Loss:	124	RECORD	PCT. RANK	GAMES	SCHEDULE	OF SCHEDULE	RPI	RPI	RPI	RPI

DIV. I ONLY	2- 4	214	0- 1	191	217	217	217	8	8
DIV. I NON-CONF.	2- 4	214	0- 1	191	217	217	217	8	8
TOTALS	RPI 1-25	RPI 26-50	W-L RECORDS	RPI 51-100	RPI 101-150	RPI 150+			
2- 4	0- 1	0- 0	OVERALL	0- 0	0- 1	2- 2			
1- 0	0- 0	0- 0	HOME	0- 0	0- 0	1- 0			
1- 3	0- 1	0- 0	AWAY	0- 0	0- 1	1- 1			
0- 1	0- 0	0- 0	NEUTRAL	0- 0	0- 0	0- 1			
2- 4	0- 1	0- 0	NON-CONFERENCE	0- 0	0- 1	2- 2			
1- 0	0- 0	0- 0	HOME	0- 0	0- 0	1- 0			
1- 3	0- 1	0- 0	AWAY	0- 0	0- 1	1- 1			
0- 1	0- 0	0- 0	NEUTRAL	0- 0	0- 0	0- 1			
0- 0	0- 0	0- 0	CONFERENCE	0- 0	0- 0	0- 0			
0- 0	0- 0	0- 0	HOME	0- 0	0- 0	0- 0			
0- 0	0- 0	0- 0	AWAY	0- 0	0- 0	0- 0			
0- 0	0- 0	0- 0	NEUTRAL	0- 0	0- 0	0- 0			

RPI S Opponent Score	RPI S Opponent Score	RPI S Opponent Score	RPI S Opponent Score
13 A Mi ami (FL) 61 73			137 A Marist 68 74
			155 A Ole Mi ss 55 62
			192 N Radford 50 56
			327 A Saint Joseph' s 58 52
			330 H Delaware St. 75 61
Team's RPI: 217			
LAST 12 Division I GAMES:			
192 N Radford 50 56	13 A Mi ami (FL) 61 73		
137 A Marist 68 74			
155 A Ole Mi ss 55 62			
327 A Saint Joseph' s 58 52			
330 H Delaware St. 75 61			

Non-Div I Games:

Temple



Average RPI	Win:	180	WON-LOST	WINNING	LAST 10	STRENGTH OF	OPP. STRENGTH	TEAM	ADJ.	CONF.	ADJ CONF.
Average RPI	Loss:	0	RECORD	PCT. RANK	GAMES	SCHEDULE	OF SCHEDULE	RPI	RPI	RPI	RPI
DIV. I ONLY		5- 0		1	1- 0	142	148	31	31	3	3
DIV. I NON-CONF.		5- 0		1	1- 0	142	148	31	31	3	3
-----											
TOTALS	RPI 1-25		RPI 26-50		W-L RECORDS	RPI 51-100		RPI 101-150		RPI 150+	
5- 0	0- 0		0- 0		OVERALL	1- 0		2- 0		2- 0	
3- 0	0- 0		0- 0		HOME	0- 0		1- 0		2- 0	
0- 0	0- 0		0- 0		AWAY	0- 0		0- 0		0- 0	
2- 0	0- 0		0- 0		NEUTRAL	1- 0		1- 0		0- 0	
5- 0	0- 0		0- 0		NON-CONFERENCE	1- 0		2- 0		2- 0	
3- 0	0- 0		0- 0		HOME	0- 0		1- 0		2- 0	
0- 0	0- 0		0- 0		AWAY	0- 0		0- 0		0- 0	
2- 0	0- 0		0- 0		NEUTRAL	1- 0		1- 0		0- 0	
0- 0	0- 0		0- 0		CONFERENCE	0- 0		0- 0		0- 0	
0- 0	0- 0		0- 0		HOME	0- 0		0- 0		0- 0	
0- 0	0- 0		0- 0		AWAY	0- 0		0- 0		0- 0	
0- 0	0- 0		0- 0		NEUTRAL	0- 0		0- 0		0- 0	

RPI 1-25				RPI 26-50				Team's RPI: 31				RPI 51-100				RPI 101+			
RPI	S	Opponent	Score	RPI	S	Opponent	Score	RPI	S	Opponent	Score	RPI	S	Opponent	Score	RPI	S	Opponent	Score
												68	N	UAB	73 69	105	H	UNC Asheville	73 46
																122	N	Clemson	78 66
																260	H	Presbyterian	97 49
																345	H	Florida A&M	96 31
LAST 12 Division I GAMES:																			
				68	N	UAB	73 69					122	N	Clemson	78 66				
												345	H	Florida A&M	96 31				
												105	H	UNC Asheville	73 46				
												260	H	Presbyterian	97 49				

Non-Div I Games:

Tennessee



Average RPI	Win:	0	WON-LOST	WINNING	LAST 10	STRENGTH OF	OPP. STRENGTH	TEAM	ADJ.	CONF.	ADJ CONF.
Average RPI	Loss:	193	RECORD	PCT. RANK	GAMES	SCHEDULE	OF SCHEDULE	RPI	RPI	RPI	RPI
DIV. I ONLY		0- 7		310	0- 1	216	234	325	325	14	14
DIV. I NON-CONF.		0- 7		310	0- 1	216	234	325	325	14	14
-----											
TOTALS	RPI 1-25		RPI 26-50		W-L RECORDS	RPI 51-100		RPI 101-150		RPI 150+	
0- 7	0- 0		0- 0		OVERALL	0- 0		0- 2		0- 5	
0- 0	0- 0		0- 0		HOME	0- 0		0- 0		0- 0	
0- 4	0- 0		0- 0		AWAY	0- 0		0- 0		0- 4	
0- 3	0- 0		0- 0		NEUTRAL	0- 0		0- 2		0- 1	
0- 7	0- 0		0- 0		NON-CONFERENCE	0- 0		0- 2		0- 5	
0- 0	0- 0		0- 0		HOME	0- 0		0- 0		0- 0	
0- 4	0- 0		0- 0		AWAY	0- 0		0- 0		0- 4	
0- 3	0- 0		0- 0		NEUTRAL	0- 0		0- 2		0- 1	
0- 0	0- 0		0- 0		CONFERENCE	0- 0		0- 0		0- 0	
0- 0	0- 0		0- 0		HOME	0- 0		0- 0		0- 0	
0- 0	0- 0		0- 0		AWAY	0- 0		0- 0		0- 0	
0- 0	0- 0		0- 0		NEUTRAL	0- 0		0- 0		0- 0	

RPI 1-25				RPI 26-50				RPI 51-100				RPI 101+				Team's RPI: 325
RPI	S	Opponent	Score	RPI	S	Opponent	Score	RPI	S	Opponent	Score	RPI	S	Opponent	Score	
												109	N	Wi sconsi n	53	58
												126	N	Arkansas	55	79
												167	A	Vanderbi l t	63	89
												170	A	Troy	67	92
												194	N	Pi ttsburgh	56	78
												288	A	Li pscomb	62	64
												299	A	Al abama A&M	57	67
-----																
LAST 12 Di vi si on I GAMES:																
				126	N	Arkansas	55	79				194	N	Pi ttsburgh	56	78
				167	A	Vanderbi l t	63	89				109	N	Wi sconsi n	53	58
				170	A	Troy	67	92								
				299	A	Al abama A&M	57	67								
				288	A	Li pscomb	62	64								

Non-Di v I Games:

Tennessee St.



Average RPI	Win:	247	WON-LOST	WINNING	LAST 10	STRENGTH OF	OPP. STRENGTH	TEAM	ADJ.	CONF.	ADJ CONF.
Average RPI	Loss:	59	RECORD	PCT. RANK	GAMES	SCHEDULE	OF SCHEDULE	RPI	RPI	RPI	RPI
DIV. I ONLY		3- 2		126	0- 1	192	127	146	146	14	14
DIV. I NON-CONF.		3- 2		126	0- 1	192	127	146	146	14	14
-----											
TOTALS	RPI 1-25		RPI 26-50		W-L RECORDS	RPI 51-100		RPI 101-150		RPI 150+	
3- 2	0- 0		0- 1		OVERALL	0- 1		1- 0		2- 0	
2- 0	0- 0		0- 0		HOME	0- 0		1- 0		1- 0	
1- 1	0- 0		0- 0		AWAY	0- 1		0- 0		1- 0	
0- 1	0- 0		0- 1		NEUTRAL	0- 0		0- 0		0- 0	
3- 2	0- 0		0- 1		NON-CONFERENCE	0- 1		1- 0		2- 0	
2- 0	0- 0		0- 0		HOME	0- 0		1- 0		1- 0	
1- 1	0- 0		0- 0		AWAY	0- 1		0- 0		1- 0	
0- 1	0- 0		0- 1		NEUTRAL	0- 0		0- 0		0- 0	
0- 0	0- 0		0- 0		CONFERENCE	0- 0		0- 0		0- 0	
0- 0	0- 0		0- 0		HOME	0- 0		0- 0		0- 0	
0- 0	0- 0		0- 0		AWAY	0- 0		0- 0		0- 0	
0- 0	0- 0		0- 0		NEUTRAL	0- 0		0- 0		0- 0	

RPI 1-25				RPI 26-50				RPI 51-100				RPI 101+ Team's RPI: 146			
RPI	S	Opponent	Score	RPI	S	Opponent	Score	RPI	S	Opponent	Score	RPI	S	Opponent	Score
				36	N	Old Domini on	73 80	81	A	Xavier	60 70	118	H	Mi ddle Tenn.	68 64
												279	H	Western Caro.	77 58
												344	A	Charleston So.	77 55
LAST 12 Division I GAMES:															
				36	N	Old Domini on	73 80	344	A	Charleston So.	77 55				
								279	H	Western Caro.	77 58				
								118	H	Mi ddle Tenn.	68 64				
								81	A	Xavier	60 70				

Non-Div I Games: Cumberland (TN) 88 55

Tennessee Tech



Average RPI Win: 157  
Average RPI Loss: 0

WON-LOST  
RECORD

WINNING  
PCT. RANK

LAST 10  
GAMES

STRENGTH OF  
SCHEDULE

OPP. STRENGTH  
OF SCHEDULE

TEAM  
RPI

ADJ.  
RPI

CONF.  
RPI

ADJ CONF.  
RPI

DIV. I ONLY  
DIV. I NON-CONF.

6- 0  
6- 0

1  
1

2- 0  
2- 0

145  
145

71  
71

27  
27

27  
27

5  
5

5  
5

TOTALS

RPI 1-25

RPI 26-50

W-L RECORDS

RPI 51-100

RPI 101-150

RPI 150+

6- 0  
2- 0  
1- 0  
3- 0

0- 0  
0- 0  
0- 0  
0- 0

2- 0  
0- 0  
0- 0  
2- 0

OVERALL  
HOME  
AWAY  
NEUTRAL

1- 0  
0- 0  
0- 0  
1- 0

0- 0  
0- 0  
0- 0  
0- 0

3- 0  
2- 0  
1- 0  
0- 0

6- 0  
2- 0  
1- 0  
3- 0

0- 0  
0- 0  
0- 0  
0- 0

2- 0  
0- 0  
0- 0  
2- 0

NON-CONFERENCE  
HOME  
AWAY  
NEUTRAL

1- 0  
0- 0  
0- 0  
1- 0

0- 0  
0- 0  
0- 0  
0- 0

3- 0  
2- 0  
1- 0  
0- 0

0- 0  
0- 0  
0- 0  
0- 0

0- 0  
0- 0  
0- 0  
0- 0

0- 0  
0- 0  
0- 0  
0- 0

CONFERENCE  
HOME  
AWAY  
NEUTRAL

0- 0  
0- 0  
0- 0  
0- 0

0- 0  
0- 0  
0- 0  
0- 0

0- 0  
0- 0  
0- 0  
0- 0

RPI 1-25

RPI S Opponent Score

RPI 26-50

Team's RPI: 27

RPI S Opponent Score  
44 N Michigan 69 52  
47 N Quinnipiac 56 55

RPI 51-100

RPI S Opponent Score  
74 N Fordham 72 54

RPI 101+

RPI S Opponent Score  
160 H Duquesne 78 41  
284 A North Texas 64 54  
333 H McNeese 96 40

LAST 12 Division I GAMES:

47 N Quinnipiac 56 55  
333 H McNeese 96 40  
284 A North Texas 64 54  
160 H Duquesne 78 41  
74 N Fordham 72 54  
44 N Michigan 69 52

T  
e  
x  
a  
s

T  
e  
x  
a  
s

Non-Div I Games:

Texas



Average RPI	Win:	159	WON-LOST	WINNING	LAST 10	STRENGTH OF	OPP. STRENGTH	TEAM	ADJ.	CONF.	ADJ CONF.
Average RPI	Loss:	8	RECORD	PCT. RANK	GAMES	SCHEDULE	OF SCHEDULE	RPI	RPI	RPI	RPI
DIV. I ONLY		4- 1		56	1- 0	95	49	30	30	3	3
DIV. I NON-CONF.		4- 1		56	1- 0	95	49	30	30	3	3
-----											
TOTALS	RPI 1-25		RPI 26-50		W-L RECORDS	RPI 51-100		RPI 101-150		RPI 150+	
4- 1	0- 1		0- 0		OVERALL	0- 0		2- 0		2- 0	
3- 0	0- 0		0- 0		HOME	0- 0		1- 0		2- 0	
1- 1	0- 1		0- 0		AWAY	0- 0		1- 0		0- 0	
0- 0	0- 0		0- 0		NEUTRAL	0- 0		0- 0		0- 0	
4- 1	0- 1		0- 0		NON-CONFERENCE	0- 0		2- 0		2- 0	
3- 0	0- 0		0- 0		HOME	0- 0		1- 0		2- 0	
1- 1	0- 1		0- 0		AWAY	0- 0		1- 0		0- 0	
0- 0	0- 0		0- 0		NEUTRAL	0- 0		0- 0		0- 0	
0- 0	0- 0		0- 0		CONFERENCE	0- 0		0- 0		0- 0	
0- 0	0- 0		0- 0		HOME	0- 0		0- 0		0- 0	
0- 0	0- 0		0- 0		AWAY	0- 0		0- 0		0- 0	
0- 0	0- 0		0- 0		NEUTRAL	0- 0		0- 0		0- 0	

RPI 1-25				RPI 26-50				Team's RPI: 30				RPI 51-100				RPI 101+			
RPI	S	Opponent	Score	RPI	S	Opponent	Score	RPI	S	Opponent	Score	RPI	S	Opponent	Score	RPI	S	Opponent	Score
8	A	Syracuse	65 75													119	A	Little Rock	61 40
																128	H	Rice	65 54
																178	H	Jacksonville	73 53
																211	H	Arkansas St.	97 56
LAST 12 Division I GAMES:																			
211	H	Arkansas St.	97 56	8	A	Syracuse	65 75	178	H	Jacksonville	73 53								
119	A	Little Rock	61 40	128	H	Rice	65 54												

Non-Div I Games:

Texas A&amp;M



Average RPI		Win: 0	WON-LOST RECORD	WINNING PCT. RANK	LAST 10 GAMES	STRENGTH OF SCHEDULE	OPP. STRENGTH OF SCHEDULE	TEAM RPI	ADJ. RPI	CONF. RPI	ADJ. CONF. RPI
Loss: 92											
DIV. I ONLY			0- 4	310	0- 1	59	159	239	239	27	27
DIV. I NON-CONF.			0- 4	310	0- 1	59	159	239	239	27	27
TOTALS		RPI 1-25		RPI 26-50		W-L RECORDS	RPI 51-100	RPI 101-150		RPI 150+	
0- 4	0- 0			0- 2		OVERALL	0- 0	0- 1		0- 1	
0- 0	0- 0			0- 0		HOME	0- 0	0- 0		0- 0	
0- 2	0- 0			0- 1		AWAY	0- 0	0- 1		0- 0	
0- 2	0- 0			0- 1		NEUTRAL	0- 0	0- 0		0- 1	
0- 4	0- 0			0- 2		NON-CONFERENCE	0- 0	0- 1		0- 1	
0- 0	0- 0			0- 0		HOME	0- 0	0- 0		0- 0	
0- 2	0- 0			0- 1		AWAY	0- 0	0- 1		0- 0	
0- 2	0- 0			0- 1		NEUTRAL	0- 0	0- 0		0- 1	
0- 0	0- 0			0- 0		CONFERENCE	0- 0	0- 0		0- 0	
0- 0	0- 0			0- 0		HOME	0- 0	0- 0		0- 0	
0- 0	0- 0			0- 0		AWAY	0- 0	0- 0		0- 0	
0- 0	0- 0			0- 0		NEUTRAL	0- 0	0- 0		0- 0	

RPI 1-25				RPI 26-50				RPI 51-100				RPI 101+ Team's RPI: 239			
RPI	S	Opponent	Score	RPI	S	Opponent	Score	RPI	S	Opponent	Score	RPI	S	Opponent	Score
				29	N	Abilene Christian	39 81					128	A	Rice	71 76
				32	A	Tulane	56 62					177	N	Nicholls St.	57 58
LAST 12 Division I GAMES:															
				32	A	Tulane	56 62	177	N	Nicholls St.	57 58				
								29	N	Abilene Christian	39 81				
								128	A	Rice	71 76				

Non-Div I Games:	Paul Quinn	83	54
------------------	------------	----	----

Texas Southern



Average RPI Win: 227

Average RPI Loss: 87

WON-LOST  
RECORDWINNING  
PCT. RANKLAST 10  
GAMESSTRENGTH OF  
SCHEDULEOPP. STRENGTH  
OF SCHEDULETEAM  
RPIADJ.  
RPICONF.  
RPIADJ CONF.  
RPIDIV. I ONLY  
DIV. I NON-CONF.3- 3  
3- 3153  
1530- 1  
0- 1220  
22079  
79190  
190190  
19017  
1717  
17

TOTALS

RPI 1-25

RPI 26-50

W-L RECORDS

RPI 51-100

RPI 101-150

RPI 150+

3- 3 0- 1

1- 2 0- 1

2- 1 0- 0

0- 0 0- 0

0- 0

0- 0

0- 0

0- 0

OVERALL

0- 1

0- 0

HOME

0- 1

AWAY

0- 0

NEUTRAL

0- 0

0- 0

0- 0

0- 0

0- 0

3- 1

1- 1

2- 0

0- 0

3- 3 0- 1

1- 2 0- 1

2- 1 0- 0

0- 0 0- 0

0- 0

0- 0

0- 0

0- 0

NON-CONFERENCE

0- 1

0- 0

HOME

0- 1

AWAY

0- 0

NEUTRAL

0- 0

0- 0

0- 0

0- 0

0- 0

3- 1

1- 1

2- 0

0- 0

0- 0 0- 0

0- 0 0- 0

0- 0 0- 0

0- 0 0- 0

0- 0

0- 0

0- 0

0- 0

CONFERENCE

0- 0

0- 0

HOME

0- 0

AWAY

0- 0

NEUTRAL

0- 0

0- 0

0- 0

0- 0

0- 0

0- 0

0- 0

0- 0

0- 0

RPI 1-25

RPI 26-50

RPI 51-100

RPI 101+

Team's RPI: 190

RPI	S	Opponent	Score
21	H	Montana St.	59 67

RPI	S	Opponent	Score
75	A	New Mexico	51 82

RPI	S	Opponent	Score
164	H	Oral Roberts	64 81
177	H	Nicholls St.	72 67
244	A	A&M-Corpus Christi	60 53
261	A	UTSA	68 60

RPI	S	Opponent	Score
164	H	Oral Roberts	64 81
177	H	Nicholls St.	72 67
244	A	A&M-Corpus Christi	60 53
261	A	UTSA	68 60

LAST 12 Division I GAMES:

21	H	Montana St.	59	67
177	H	Nicholls St.	72	67
244	A	A&M-Corpus Christi	60	53
164	H	Oral Roberts	64	81
261	A	UTSA	68	60

75	A	New Mexico	51	82
----	---	------------	----	----

Non-Div I Games:

Texas St.

Loss, 
 Non-Conf, S Site, 
 H Home
A Away 
 N Neutral



Average RPI Win: 247

Average RPI Loss: 117

WON-LOST  
RECORDWINNING  
PCT. RANKLAST 10  
GAMESSTRENGTH OF  
SCHEDULEOPP. STRENGTH  
OF SCHEDULETEAM  
RPIADJ.  
RPICONF.  
RPIADJ CONF.  
RPIDIV. I ONLY  
DIV. I NON-CONF.4- 1  
4- 156  
561- 0  
1- 0277  
277141  
141201  
201201  
2015  
55  
5

TOTALS

RPI 1-25

RPI 26-50

W-L RECORDS

RPI 51-100

RPI 101-150

RPI 150+

4- 1

0- 0

0- 0

OVERALL

0- 0

0- 1

4- 0

4- 1

0- 0

0- 0

HOME

0- 0

0- 1

4- 0

0- 0

0- 0

0- 0

AWAY

0- 0

0- 0

0- 0

0- 0

0- 0

0- 0

NEUTRAL

0- 0

0- 0

0- 0

4- 1

0- 0

0- 0

NON-CONFERENCE

0- 0

0- 1

4- 0

4- 1

0- 0

0- 0

HOME

0- 0

0- 1

4- 0

0- 0

0- 0

0- 0

AWAY

0- 0

0- 0

0- 0

0- 0

0- 0

0- 0

NEUTRAL

0- 0

0- 0

0- 0

0- 0

0- 0

0- 0

CONFERENCE

0- 0

0- 0

0- 0

0- 0

0- 0

0- 0

HOME

0- 0

0- 0

0- 0

0- 0

0- 0

0- 0

AWAY

0- 0

0- 0

0- 0

0- 0

0- 0

0- 0

NEUTRAL

0- 0

0- 0

0- 0

RPI 1-25

RPI 26-50

RPI 51-100

RPI 101+

Team's RPI: 201

RPI S Opponent Score

RPI S Opponent Score

RPI S Opponent Score

RPI S Opponent Score

117	H	Idaho	77	88
198	H	Houston Baptist	82	76
244	H	A&M-Corpus Christi	78	61
262	H	La. -Monroe	86	42
282	H	Jacksonville St.	71	58

LAST 12 Division I GAMES:

198	H	Houston Baptist	82	76
244	H	A&M-Corpus Christi	78	61
117	H	Idaho	77	88
262	H	La. -Monroe	86	42
282	H	Jacksonville St.	71	58

Non-Div I Games:

Texas Tech

■ Loss, 
 ■ Non-Conf, S Site, 
 ■ Home 
 ■ Away 
 N Neutral



**T  
o  
l  
e  
d  
o**

T  
o  
l  
e  
d  
o

Tol edo



Average RPI Win:	235	WON-LOST	WINNING	LAST 10	STRENGTH OF	OPP. STRENGTH	TEAM	ADJ.	CONF.	ADJ CONF.
Average RPI Loss:	193	RECORD	PCT. RANK	GAMES	SCHEDULE	OF SCHEDULE	RPI	RPI	RPI	RPI

DIV. I ONLY	3- 2	126	0- 1	229	243	163	163	13	13
DIV. I NON-CONF.	3- 2	126	0- 1	229	243	163	163	13	13
TOTALS	RPI 1-25	RPI 26-50	W-L RECORDS	RPI 51-100	RPI 101-150	RPI 150+			
3- 2	0- 0	0- 0	OVERALL	0- 0	0- 1	3- 1			
2- 0	0- 0	0- 0	HOME	0- 0	0- 0	2- 0			
1- 2	0- 0	0- 0	AWAY	0- 0	0- 1	1- 1			
0- 0	0- 0	0- 0	NEUTRAL	0- 0	0- 0	0- 0			
3- 2	0- 0	0- 0	NON-CONFERENCE	0- 0	0- 1	3- 1			
2- 0	0- 0	0- 0	HOME	0- 0	0- 0	2- 0			
1- 2	0- 0	0- 0	AWAY	0- 0	0- 1	1- 1			
0- 0	0- 0	0- 0	NEUTRAL	0- 0	0- 0	0- 0			
0- 0	0- 0	0- 0	CONFERENCE	0- 0	0- 0	0- 0			
0- 0	0- 0	0- 0	HOME	0- 0	0- 0	0- 0			
0- 0	0- 0	0- 0	AWAY	0- 0	0- 0	0- 0			
0- 0	0- 0	0- 0	NEUTRAL	0- 0	0- 0	0- 0			

RPI 1-25	RPI 26-50	RPI 51-100	RPI 101+	Team's RPI: 163
RPI S Opponent Score	RPI S Opponent Score	RPI S Opponent Score	RPI S Opponent Score	
			132 A Wake Forest 53 60	
			157 H Massachusetts 78 53	
			209 A UMBC 71 62	
			253 A Mt. St. Mary's 78 87	
			339 H La Salle 92 68	
LAST 12 Division I GAMES:				
253 A Mt. St. Mary's 78 87	209 A UMBC 71 62	339 H La Salle 92 68	157 H Massachusetts 78 53	132 A Wake Forest 53 60

Non-Div I Games:

Towson



Average RPI	Win:	216	WON-LOST	WINNING	LAST 10	STRENGTH OF	OPP. STRENGTH	TEAM	ADJ.	CONF.	ADJ CONF.
Average RPI	Loss:	54	RECORD	PCT. RANK	GAMES	SCHEDULE	OF SCHEDULE	RPI	RPI	RPI	RPI
DIV. I ONLY		5- 1		43	1- 0	338	40	170	170	17	17
DIV. I NON-CONF.		5- 1		43	1- 0	338	40	170	170	17	17
-----											
TOTALS	RPI 1-25		RPI 26-50		W-L RECORDS	RPI 51-100		RPI 101-150		RPI 150+	
5- 1	0- 0		0- 0		OVERALL	1- 1		0- 0		4- 0	
2- 0	0- 0		0- 0		HOME	0- 0		0- 0		2- 0	
1- 1	0- 0		0- 0		AWAY	0- 1		0- 0		1- 0	
2- 0	0- 0		0- 0		NEUTRAL	1- 0		0- 0		1- 0	
5- 1	0- 0		0- 0		NON-CONFERENCE	1- 1		0- 0		4- 0	
2- 0	0- 0		0- 0		HOME	0- 0		0- 0		2- 0	
1- 1	0- 0		0- 0		AWAY	0- 1		0- 0		1- 0	
2- 0	0- 0		0- 0		NEUTRAL	1- 0		0- 0		1- 0	
0- 0	0- 0		0- 0		CONFERENCE	0- 0		0- 0		0- 0	
0- 0	0- 0		0- 0		HOME	0- 0		0- 0		0- 0	
0- 0	0- 0		0- 0		AWAY	0- 0		0- 0		0- 0	
0- 0	0- 0		0- 0		NEUTRAL	0- 0		0- 0		0- 0	

RPI 1-25				RPI 26-50				RPI 51-100				RPI 101+ Team's RPI: 170			
RPI	S	Opponent	Score	RPI	S	Opponent	Score	RPI	S	Opponent	Score	RPI	S	Opponent	Score
								54	A	Florida St.	67 103	207	N	Mississippi Val.	75 54
								71	N	Sam Houston St.	84 79	208	H	Samford	72 52
												270	A	ETSU	84 66
												325	H	Tennessee St.	92 67
-----															
LAST 12 Division I GAMES:															
270	A	ETSU	84 66	207	N	Mississippi Val.	75 54								
325	H	Tennessee St.	92 67	71	N	Sam Houston St.	84 79								
208	H	Samford	72 52												
54	A	Florida St.	67 103												

Non-Div I Games:

Troy



T  
u  
l  
a  
n  
e

Tulane					Through Games Of Nov. 26, 2018												
Average RPI	Win:	167	WON-LOST	WINNING	LAST 10	STRENGTH OF	OPP. STRENGTH	TEAM	ADJ.	CONF.	ADJ CONF.						
Average RPI	Loss:	3	RECORD	PCT. RANK	GAMES	SCHEDULE	OF SCHEDULE	RPI	RPI	RPI	RPI						
DIV. I ONLY			4- 1	56	1- 0	98	24	32	32	8	8						
DIV. I NON-CONF.			4- 1	56	1- 0	98	24	32	32	8	8						
-----																	
TOTALS		RPI 1-25	RPI 26-50		W-L RECORDS	RPI 51-100		RPI 101-150	RPI 150+								
4- 1	1- 1		0- 0		OVERALL	1- 0		0- 0	2- 0								
2- 0	0- 0		0- 0		HOME	1- 0		0- 0	1- 0								
1- 0	1- 0		0- 0		AWAY	0- 0		0- 0	0- 0								
1- 1	0- 1		0- 0		NEUTRAL	0- 0		0- 0	1- 0								
4- 1	1- 1		0- 0		NON-CONFERENCE	1- 0		0- 0	2- 0								
2- 0	0- 0		0- 0		HOME	1- 0		0- 0	1- 0								
1- 0	1- 0		0- 0		AWAY	0- 0		0- 0	0- 0								
1- 1	0- 1		0- 0		NEUTRAL	0- 0		0- 0	1- 0								
0- 0	0- 0		0- 0		CONFERENCE	0- 0		0- 0	0- 0								
0- 0	0- 0		0- 0		HOME	0- 0		0- 0	0- 0								
0- 0	0- 0		0- 0		AWAY	0- 0		0- 0	0- 0								
0- 0	0- 0		0- 0		NEUTRAL	0- 0		0- 0	0- 0								
-----																	
RPI 1-25				RPI 26-50		Team's RPI: 32		RPI 51-100		RPI 101+							
RPI S	Opponent		Score		RPI S	Opponent		Score		RPI S	Opponent		Score				
3 N	Cal i forni a		57 65					86 H	Washi ngton		63 51		239 H	Texas Southern		62 56	
16 A	LSU		56 54										326 N	Cleveland St.		81 72	
-----																	
LAST 12 Division I GAMES:																	
326 N	Cleveland St.		81 72		86 H	Washing ton		63 51									
3 N	Cal i forni a		57 65		16 A	LSU		56 54									
					239 H	Texas Southern		62 56									

T  
u  
l  
a  
n  
e

Non-Div I Games:

Tulane



T  
u  
l  
s  
a

Tul sa					Through Games Of Nov. 26, 2018																			
Average RPI Win:		227	WON-LOST RECORD		WINNING PCT. RANK		LAST 10 GAMES		STRENGTH OF SCHEDULE		OPP. STRENGTH OF SCHEDULE		TEAM RPI		ADJ. RPI		CONF. RPI		ADJ CONF. RPI					
Average RPI Loss:		69																						
DIV. I ONLY			3- 3		153		0- 1		220		76		161		161		8		8					
DIV. I NON-CONF.			3- 3		153		0- 1		220		76		161		161		8		8					
-----																								
TOTALS		RPI 1-25		RPI 26-50		W-L RECORDS		RPI 51-100		RPI 101-150		RPI 150+												
3- 3		0- 1		0- 0		OVERALL		0- 1		0- 1		3- 0												
2- 0		0- 0		0- 0		HOME		0- 0		0- 0		2- 0												
1- 3		0- 1		0- 0		AWAY		0- 1		0- 1		1- 0												
0- 0		0- 0		0- 0		NEUTRAL		0- 0		0- 0		0- 0												
3- 3		0- 1		0- 0		NON-CONFERENCE		0- 1		0- 1		3- 0												
2- 0		0- 0		0- 0		HOME		0- 0		0- 0		2- 0												
1- 3		0- 1		0- 0		AWAY		0- 1		0- 1		1- 0												
0- 0		0- 0		0- 0		NEUTRAL		0- 0		0- 0		0- 0												
0- 0		0- 0		0- 0		CONFERENCE		0- 0		0- 0		0- 0												
0- 0		0- 0		0- 0		HOME		0- 0		0- 0		0- 0												
0- 0		0- 0		0- 0		AWAY		0- 0		0- 0		0- 0												
0- 0		0- 0		0- 0		NEUTRAL		0- 0		0- 0		0- 0												
-----																								
RPI 1-25				RPI 26-50				RPI 51-100				RPI 101+				Team's RPI: 161								
RPI	S	Opponent	Score	RPI	S	Opponent	Score	RPI	S	Opponent	Score	RPI	S	Opponent	Score									
19	A	Belmont	53 78					84	A	SFA	34 76	103	A	American	52 68									
																164	A	Oral Roberts	76 68					
																229	H	Saint Louis	86 75					
																289	H	Stetson	55 54					
-----																								
LAST 12 Division I GAMES:																								
19 A Belmont 53 78				84 A SFA 34 76				229 H Saint Louis 86 75				164 A Oral Roberts 76 68												
103 A American 52 68																								
289 H Stetson 55 54																								

T  
u  
l  
s  
a

Non-Div I Games:

Tul sa



Average RPI	Win:	233	WON-LOST	WINNING	LAST 10	STRENGTH OF	OPP. STRENGTH	TEAM	ADJ.	CONF.	ADJ CONF.
Average RPI	Loss:	31	RECORD	PCT. RANK	GAMES	SCHEDULE	OF SCHEDULE	RPI	RPI	RPI	RPI
DIV. I ONLY		4- 1	56	0- 1	125	180	68	68	16	16	
DIV. I NON-CONF.		4- 1	56	0- 1	125	180	68	68	16	16	
-----											
TOTALS	RPI 1-25		RPI 26-50		W-L RECORDS	RPI 51-100		RPI 101-150		RPI 150+	
4- 1	0- 0		0- 1		OVERALL	0- 0		0- 0		4- 0	
2- 0	0- 0		0- 0		HOME	0- 0		0- 0		2- 0	
1- 0	0- 0		0- 0		AWAY	0- 0		0- 0		1- 0	
1- 1	0- 0		0- 1		NEUTRAL	0- 0		0- 0		1- 0	
4- 1	0- 0		0- 1		NON-CONFERENCE	0- 0		0- 0		4- 0	
2- 0	0- 0		0- 0		HOME	0- 0		0- 0		2- 0	
1- 0	0- 0		0- 0		AWAY	0- 0		0- 0		1- 0	
1- 1	0- 0		0- 1		NEUTRAL	0- 0		0- 0		1- 0	
0- 0	0- 0		0- 0		CONFERENCE	0- 0		0- 0		0- 0	
0- 0	0- 0		0- 0		HOME	0- 0		0- 0		0- 0	
0- 0	0- 0		0- 0		AWAY	0- 0		0- 0		0- 0	
0- 0	0- 0		0- 0		NEUTRAL	0- 0		0- 0		0- 0	

RPI	S	Opponent	Score	RPI	S	Opponent	Score	RPI	S	Opponent	Score	RPI	S	Opponent	Score
				31	N	Tennessee	69 73					162	H	Appalachian St.	80 61
												210	N	Oklahoma	89 84
												251	H	Memphis	85 54
												307	A	Chicago St.	90 45
LAST 12 Division I GAMES:															
				31	N	Tennessee	69 73					251	H	Memphis	85 54
				210	N	Oklahoma	89 84					162	H	Appalachian St.	80 61
				307	A	Chicago St.	90 45								

Non-Div I Games:

UAB



UC Davis

UC Davis				Through Games Of Nov. 26, 2018																				
Average RPI Win:		270		WON-LOST RECORD	WINNING PCT. RANK	LAST 10 GAMES	STRENGTH OF SCHEDULE	OPP. STRENGTH OF SCHEDULE	TEAM RPI	ADJ. RPI	CONF. RPI	ADJ CONF. RPI												
Average RPI Loss:		54																						
DIV. I ONLY		2- 3				192		1- 0		30		268		107		107		18		18				
DIV. I NON-CONF.		2- 3				192		1- 0		30		268		107		107		18		18				
TOTALS				RPI 1-25		RPI 26-50		W-L RECORDS		RPI 51-100		RPI 101-150		RPI 150+										
2- 3		0- 0		0- 1		OVERALL		0- 2		0- 0		2- 0												
1- 1		0- 0		0- 0		HOME		0- 1		0- 0		1- 0												
1- 2		0- 0		0- 1		AWAY		0- 1		0- 0		1- 0												
0- 0		0- 0		0- 0		NEUTRAL		0- 0		0- 0		0- 0												
2- 3		0- 0		0- 1		NON-CONFERENCE		0- 2		0- 0		2- 0												
1- 1		0- 0		0- 0		HOME		0- 1		0- 0		1- 0												
1- 2		0- 0		0- 1		AWAY		0- 1		0- 0		1- 0												
0- 0		0- 0		0- 0		NEUTRAL		0- 0		0- 0		0- 0												
0- 0		0- 0		0- 0		CONFERENCE		0- 0		0- 0		0- 0												
0- 0		0- 0		0- 0		HOME		0- 0		0- 0		0- 0												
0- 0		0- 0		0- 0		AWAY		0- 0		0- 0		0- 0												
0- 0		0- 0		0- 0		NEUTRAL		0- 0		0- 0		0- 0												
RPI 1-25				RPI 26-50				RPI 51-100				RPI 101+				Team's RPI: 107								
RPI	S	Opponent		Score		RPI	S	Opponent		Score		RPI	S	Opponent		Score								
						28	A	Stanford		43 71		51	H	Paci fi c		80 83								
												82	A	Portland St.		50 65								
														</										



Average RPI		Win: 230	WON-LOST RECORD	WINNING PCT. RANK	LAST 10 GAMES	STRENGTH OF SCHEDULE	OPP. STRENGTH OF SCHEDULE	TEAM RPI	ADJ. RPI	CONF. RPI	ADJ. CONF. RPI
Loss: 0											
DIV. I ONLY			4- 0	1	1- 0	271	205	93	93	18	18
DIV. I NON-CONF.			4- 0	1	1- 0	271	205	93	93	18	18
TOTALS		RPI 1-25		RPI 26-50		W-L RECORDS	RPI 51-100	RPI 101-150		RPI 150+	
4- 0	0- 0			0- 0		OVERALL	0- 0	1- 0		3- 0	
2- 0	0- 0			0- 0		HOME	0- 0	0- 0		2- 0	
0- 0	0- 0			0- 0		AWAY	0- 0	0- 0		0- 0	
2- 0	0- 0			0- 0		NEUTRAL	0- 0	1- 0		1- 0	
4- 0	0- 0			0- 0		NON-CONFERENCE	0- 0	1- 0		3- 0	
2- 0	0- 0			0- 0		HOME	0- 0	0- 0		2- 0	
0- 0	0- 0			0- 0		AWAY	0- 0	0- 0		0- 0	
2- 0	0- 0			0- 0		NEUTRAL	0- 0	1- 0		1- 0	
0- 0	0- 0			0- 0		CONFERENCE	0- 0	0- 0		0- 0	
0- 0	0- 0			0- 0		HOME	0- 0	0- 0		0- 0	
0- 0	0- 0			0- 0		AWAY	0- 0	0- 0		0- 0	
0- 0	0- 0			0- 0		NEUTRAL	0- 0	0- 0		0- 0	

RPI 1-25				RPI 26-50				RPI 51-100				Team's RPI : 93				RPI 101+			
RPI	S	Opponent	Score	RPI	S	Opponent	Score	RPI	S	Opponent	Score	RPI	S	Opponent	Score	RPI	S	Opponent	Score
																116	N	Indiana St.	77 61
																219	H	UNLV	57 55
																236	H	Southern Utah	75 58
																348	N	LIU Brooklyn	84 71
LAST 12 Division I GAMES:																			
																116	N	Indiana St.	77 61
																348	N	LIU Brooklyn	84 71
																236	H	Southern Utah	75 58
																219	H	UNLV	57 55

Non-Div I Games: LIFE Pacific 105 31

UC Irvine

■ Loss, ■ Non-Conf, S Site, H Home A Away N Neutral



Average RPI Win:	211	WON-LOST	WINNING	LAST 10	STRENGTH OF	OPP. STRENGTH	TEAM	ADJ.	CONF.	ADJ CONF.
Average RPI Loss:	79	RECORD	PCT. RANK	GAMES	SCHEDULE	OF SCHEDULE	RPI	RPI	RPI	RPI
DIV. I ONLY	2- 5	247	1- 0	18	260	113	113	18	18	
DIV. I NON-CONF.	2- 5	247	1- 0	18	260	113	113	18	18	
-----										
TOTALS	RPI 1-25	RPI 26-50	W-L RECORDS	RPI 51-100	RPI 101-150	RPI 150+				
2- 5	0- 1	0- 0	OVERALL	0- 2	0- 1	2- 1				
2- 0	0- 0	0- 0	HOME	0- 0	0- 0	2- 0				
0- 3	0- 0	0- 0	AWAY	0- 2	0- 1	0- 0				
0- 2	0- 1	0- 0	NEUTRAL	0- 0	0- 0	0- 1				
2- 5	0- 1	0- 0	NON-CONFERENCE	0- 2	0- 1	2- 1				
2- 0	0- 0	0- 0	HOME	0- 0	0- 0	2- 0				
0- 3	0- 0	0- 0	AWAY	0- 2	0- 1	0- 0				
0- 2	0- 1	0- 0	NEUTRAL	0- 0	0- 0	0- 1				
0- 0	0- 0	0- 0	CONFERENCE	0- 0	0- 0	0- 0				
0- 0	0- 0	0- 0	HOME	0- 0	0- 0	0- 0				
0- 0	0- 0	0- 0	AWAY	0- 0	0- 0	0- 0				
0- 0	0- 0	0- 0	NEUTRAL	0- 0	0- 0	0- 0				

RPI 1-25				RPI 26-50				RPI 51-100				RPI 101+ Team's RPI: 113			
RPI	S	Opponent	Score	RPI	S	Opponent	Score	RPI	S	Opponent	Score	RPI	S	Opponent	Score
4	N	Oregon	44 94					53	A	BYU	70 72	129	A	Oklahoma St.	51 76
								56	A	Southern Cal i forn i a	55 73	151	N	Mi l waukee	54 56
												186	H	Coastal Caro.	62 43
												236	H	Southern Utah	56 50
LAST 12 Division I GAMES:															
				236	H	Southern Utah	56 50	151	N	Mi l waukee	54 56				
								4	N	Oregon	44 94				
								186	H	Coastal Caro.	62 43				
								129	A	Oklahoma St.	51 76				
								53	A	BYU	70 72				
								56	A	Southern Cal i forn i a	55 73				

Non-Div I Games:

UC Riverside



Average RPI Win:

297

WON-LOST

WINNING

LAST 10

STRENGTH OF

OPP. STRENGTH

TEAM

ADJ.

CONF.

ADJ CONF.

Average RPI Loss:

174

RECORD

PCT. RANK

GAMES

SCHEDULE

OF SCHEDULE

RPI

RPI

RPI

RPI

DIV. I ONLY

1- 5

291

1- 0

214

282

300

300

18

18

DIV. I NON-CONF.

1- 5

291

1- 0

214

282

300

300

18

18

TOTALS

RPI 1-25

RPI 26-50

W-L RECORDS

RPI 51-100

RPI 101-150

RPI 150+

1- 5

0- 0

0- 0

OVERALL

0- 2

0- 0

1- 3

0- 2

0- 0

0- 0

HOME

0- 1

0- 0

0- 1

0- 3

0- 0

0- 0

AWAY

0- 1

0- 0

0- 2

1- 0

0- 0

0- 0

NEUTRAL

0- 0

0- 0

1- 0

1- 5

0- 0

0- 0

NON-CONFERENCE

0- 2

0- 0

1- 3

0- 2

0- 0

0- 0

HOME

0- 1

0- 0

0- 1

0- 3

0- 0

0- 0

AWAY

0- 1

0- 0

0- 2

1- 0

0- 0

0- 0

NEUTRAL

0- 0

0- 0

1- 0

0- 0

0- 0

0- 0

CONFERENCE

0- 0

0- 0

0- 0

0- 0

0- 0

0- 0

HOME

0- 0

0- 0

0- 0

0- 0

0- 0

0- 0

AWAY

0- 0

0- 0

0- 0

0- 0

0- 0

0- 0

NEUTRAL

0- 0

0- 0

0- 0

RPI 1-25

RPI 26-50

RPI 51-100

RPI 101+

Team's RPI: 300

RPI S Opponent Score

RPI S Opponent Score

RPI S Opponent Score

RPI S Opponent Score

56 A Southern California 39 82

89 H Loyola Marymount 57 70

219 A UNLV 51 69

249 A Utah Valley 54 63

258 H CSU Bakersfield 48 56

297 N Dartmouth 62 56

LAST 12 Division I GAMES:

297 N Dartmouth 62 56  
 219 A UNLV 51 69  
 89 H Loyola Marymount 57 70  
 56 A Southern California 39 82  
 258 H CSU Bakersfield 48 56  
 249 A Utah Valley 54 63

Non-Div I Games:

UC Santa Barbara



U  
C  
F

U  
C  
F

UCF



Average RPI Win:	160	WON-LOST	WINNING	LAST 10	STRENGTH OF	OPP. STRENGTH	TEAM	ADJ.	CONF.	ADJ CONF.
Average RPI Loss:	49	RECORD	PCT. RANK	GAMES	SCHEDULE	OF SCHEDULE	RPI	RPI	RPI	RPI
DIV. I ONLY	3- 4	186	0- 1	13	174	55	55	2	2	
DIV. I NON-CONF.	3- 4	186	0- 1	13	174	55	55	2	2	
-----										
TOTALS	RPI 1-25	RPI 26-50	W-L RECORDS	RPI 51-100	RPI 101-150	RPI 150+				
3- 4	0- 1	0- 1	OVERALL	0- 2	2- 0	1- 0				
3- 0	0- 0	0- 0	HOME	0- 0	2- 0	1- 0				
0- 1	0- 0	0- 0	AWAY	0- 1	0- 0	0- 0				
0- 3	0- 1	0- 1	NEUTRAL	0- 1	0- 0	0- 0				
3- 4	0- 1	0- 1	NON-CONFERENCE	0- 2	2- 0	1- 0				
3- 0	0- 0	0- 0	HOME	0- 0	2- 0	1- 0				
0- 1	0- 0	0- 0	AWAY	0- 1	0- 0	0- 0				
0- 3	0- 1	0- 1	NEUTRAL	0- 1	0- 0	0- 0				
0- 0	0- 0	0- 0	CONFERENCE	0- 0	0- 0	0- 0				
0- 0	0- 0	0- 0	HOME	0- 0	0- 0	0- 0				
0- 0	0- 0	0- 0	AWAY	0- 0	0- 0	0- 0				
0- 0	0- 0	0- 0	NEUTRAL	0- 0	0- 0	0- 0				

RPI 1-25				RPI 26-50				RPI 51-100 Team's RPI: 55				RPI 101+			
RPI	S	Opponent	Score	RPI	S	Opponent	Score	RPI	S	Opponent	Score	RPI	S	Opponent	Score
12	N	North Carolina	49 83	33	N	Kentucky	74 75	60	N	South Fla.	56 60	128	H	Ri ce	59 50
								89	A	Loyol a Marymount	63 69	145	H	Seton Hal l	78 62
												206	H	Georgi a	80 69
LAST 12 Division I GAMES:															
		60 N	South Fla.	56		60		89		A	Loyol a Marymount	63		69	
		33 N	Kentucky	74		75									
		12 N	North Carolina	49		83									
		145 H	Seton Hal l	78		62									
		206 H	Georgi a	80		69									
		128 H	Ri ce	59		50									

Non-Div I Games:

UCLA



U  
C  
o  
n  
n

U  
C  
o  
n  
n

UConn



Through Games Of Nov. 20, 2010											
Average RPI Win:		304	WON-LOST	WINNING	LAST 10	STRENGTH OF	OPP. STRENGTH	TEAM	ADJ.	CONF.	ADJ CONF.
Average RPI Loss:		90	RECORD	PCT. RANK	GAMES	SCHEDULE	OF SCHEDULE	RPI	RPI	RPI	RPI
DIV. I ONLY		1- 3	249	0- 1		78	206	205	205	12	12
DIV. I NON-CONF.		1- 3	249	0- 1		78	206	205	205	12	12
-----											
TOTALS		RPI 1-25		RPI 26-50		W-L RECORDS		RPI 51-100	RPI 101-150		RPI 150+
1- 3		0- 2		0- 0		OVERALL		0- 0		0- 0	1- 1
1- 1		0- 0		0- 0		HOME		0- 0		0- 0	1- 1
0- 2		0- 2		0- 0		AWAY		0- 0		0- 0	0- 0
0- 0		0- 0		0- 0		NEUTRAL		0- 0		0- 0	0- 0
1- 3		0- 2		0- 0		NON-CONFERENCE		0- 0		0- 0	1- 1
1- 1		0- 0		0- 0		HOME		0- 0		0- 0	1- 1
0- 2		0- 2		0- 0		AWAY		0- 0		0- 0	0- 0
0- 0		0- 0		0- 0		NEUTRAL		0- 0		0- 0	0- 0
0- 0		0- 0		0- 0		CONFERENCE		0- 0		0- 0	0- 0
0- 0		0- 0		0- 0		HOME		0- 0		0- 0	0- 0
0- 0		0- 0		0- 0		AWAY		0- 0		0- 0	0- 0
0- 0		0- 0		0- 0		NEUTRAL		0- 0		0- 0	0- 0

RPI	S	Opponent	Score
11	A	Marquette	32 96
25	A	Northwestern	44 87

RPI	S	Opponent	Score
-----	---	----------	-------

RPI	S	Opponent	Score
-----	---	----------	-------

RPI	S	Opponent	Score
235	H	Loyol a Chi cago	60 75
304	H	Val parai so	75 65

## LAST 12 Division I GAMES:

11	A	Marquette	32	96
235	H	Loyol a Chi cago	60	75
25	A	Northwestern	44	87
304	H	Val parai so	75	65

Non-Div I Games:

UIC



Average RPI Win:	217	WON-LOST	WINNING	LAST 10	STRENGTH OF	OPP. STRENGTH	TEAM	ADJ.	CONF.	ADJ CONF.
Average RPI Loss:	163	RECORD	PCT. RANK	GAMES	SCHEDULE	OF SCHEDULE	RPI	RPI	RPI	RPI

DIV. I ONLY	3- 1	86	0- 1	337	23	209	209	25	25
DIV. I NON-CONF.	3- 1	86	0- 1	337	23	209	209	25	25
TOTALS	RPI 1-25	RPI 26-50	W-L RECORDS	RPI 51-100	RPI 101-150	RPI 150+			
3- 1	0- 0	0- 0	OVERALL	0- 0	0- 0	3- 1			
0- 1	0- 0	0- 0	HOME	0- 0	0- 0	0- 1			
1- 0	0- 0	0- 0	AWAY	0- 0	0- 0	1- 0			
2- 0	0- 0	0- 0	NEUTRAL	0- 0	0- 0	2- 0			
3- 1	0- 0	0- 0	NON-CONFERENCE	0- 0	0- 0	3- 1			
0- 1	0- 0	0- 0	HOME	0- 0	0- 0	0- 1			
1- 0	0- 0	0- 0	AWAY	0- 0	0- 0	1- 0			
2- 0	0- 0	0- 0	NEUTRAL	0- 0	0- 0	2- 0			
0- 0	0- 0	0- 0	CONFERENCE	0- 0	0- 0	0- 0			
0- 0	0- 0	0- 0	HOME	0- 0	0- 0	0- 0			
0- 0	0- 0	0- 0	AWAY	0- 0	0- 0	0- 0			
0- 0	0- 0	0- 0	NEUTRAL	0- 0	0- 0	0- 0			

RPI 1-25	RPI 26-50	RPI 51-100	RPI 101+	Team's RPI: 209
RPI S Opponent Score	RPI S Opponent Score	RPI S Opponent Score	RPI S Opponent Score	
			163 H Towson 62 71	
			174 A Coppin St. 57 52	
			216 N Kennesaw St. 57 53	
			261 N UTSA 72 58	
LAST 12 Division I GAMES:				
163 H Towson 62 71	216 N Kennesaw St. 57 53			
174 A Coppin St. 57 52	261 N UTSA 72 58			

Non-Div I Games: Notre Dame (MD) 81 43 Eastern 81 42 Gettysburg 65 51

UMBC







U  
M  
K  
C

UMKC				Through Games Of Nov. 26, 2018																
Average RPI Win:		0	WON-LOST RECORD		WINNING PCT. RANK		LAST 10 GAMES		STRENGTH OF SCHEDULE		OPP. STRENGTH OF SCHEDULE		TEAM RPI		ADJ. RPI		CONF. RPI		ADJ CONF. RPI	
Average RPI Loss:		137																		
DIV. I ONLY		0- 5		310		0- 1		50		286		255		255		30		30		
DIV. I NON-CONF.		0- 5		310		0- 1		50		286		255		255		30		30		
TOTALS		RPI 1-25		RPI 26-50		W-L RECORDS		RPI 51-100		RPI 101-150		RPI 150+								
0- 5		0- 0		0- 0		OVERALL		0- 2		0- 1		0- 2								
0- 1		0- 0		0- 0		HOME		0- 0		0- 1		0- 0								
0- 4		0- 0		0- 0		AWAY		0- 2		0- 0		0- 2								
0- 0		0- 0		0- 0		NEUTRAL		0- 0		0- 0		0- 0								
0- 5		0- 0		0- 0		NON-CONFERENCE		0- 2		0- 1		0- 2								
0- 1		0- 0		0- 0		HOME		0- 0		0- 1		0- 0								
0- 4		0- 0		0- 0		AWAY		0- 2		0- 0		0- 2								
0- 0		0- 0		0- 0		NEUTRAL		0- 0		0- 0		0- 0								
0- 0		0- 0		0- 0		CONFERENCE		0- 0		0- 0		0- 0								
0- 0		0- 0		0- 0		HOME		0- 0		0- 0		0- 0								
0- 0		0- 0		0- 0		AWAY		0- 0		0- 0		0- 0								
0- 0		0- 0		0- 0		NEUTRAL		0- 0		0- 0		0- 0								
RPI 1-25				RPI 26-50				RPI 51-100				RPI 101+				Team's RPI: 255				
RPI	S	Opponent	Score	RPI	S	Opponent	Score	RPI	S	Opponent	Score	RPI	S	Opponent	Score					
								87	A	Kansas	55	67		150	H	George Mason	84	91		
								94	A	Denver	75	92		164	A	Oral Roberts	64	75		
														191	A	Kansas St.	50	61		
LAST 12 Division I GAMES:																				
								150	H	George Mason	84	91								
								164	A	Oral Roberts	64	75								
								191	A	Kansas St.	50	61								
								94	A	Denver	75	92								
								87	A	Kansas	55	67								

U  
M  
K  
C

Non-Div I Games:

UMKC



Average RPI	Win: 227	WON-LOST	WINNING	LAST 10	STRENGTH OF	OPP. STRENGTH	TEAM	ADJ.	CONF.	ADJ CONF.
Average RPI	Loss: 184	RECORD	PCT. RANK	GAMES	SCHEDULE	OF SCHEDULE	RPI	RPI	RPI	RPI
DIV. I ONLY	1- 3	249	0- 1	114	297	259	259	25	25	
DIV. I NON-CONF.	1- 3	249	0- 1	114	297	259	259	25	25	
-----										
TOTALS	RPI 1-25	RPI 26-50	W-L RECORDS	RPI 51-100	RPI 101-150	RPI 150+				
1- 3	0- 0	0- 1	OVERALL	0- 0	0- 0	1- 2				
1- 1	0- 0	0- 0	HOME	0- 0	0- 0	1- 1				
0- 2	0- 0	0- 1	AWAY	0- 0	0- 0	0- 1				
0- 0	0- 0	0- 0	NEUTRAL	0- 0	0- 0	0- 0				
1- 3	0- 0	0- 1	NON-CONFERENCE	0- 0	0- 0	1- 2				
1- 1	0- 0	0- 0	HOME	0- 0	0- 0	1- 1				
0- 2	0- 0	0- 1	AWAY	0- 0	0- 0	0- 1				
0- 0	0- 0	0- 0	NEUTRAL	0- 0	0- 0	0- 0				
0- 0	0- 0	0- 0	CONFERENCE	0- 0	0- 0	0- 0				
0- 0	0- 0	0- 0	HOME	0- 0	0- 0	0- 0				
0- 0	0- 0	0- 0	AWAY	0- 0	0- 0	0- 0				
0- 0	0- 0	0- 0	NEUTRAL	0- 0	0- 0	0- 0				

RPI 1-25				RPI 26-50				RPI 51-100				RPI 101+ Team's RPI: 259			
RPI	S	Opponent	Score	RPI	S	Opponent	Score	RPI	S	Opponent	Score	RPI	S	Opponent	Score
				26	A	Butler	36 89					227	H	Saint Peter's	59 57
												252	H	Bryant	57 58
												274	A	Cornell	54 63
LAST 12 Division I GAMES:															
				26	A	Butler	36 89	274	A	Cornell	54 63				
								227	H	Saint Peter's	59 57				
								252	H	Bryant	57 58				

Non-Div I Games: Fisher 79 45



Average RPI Win:	245	WON-LOST	WINNING	LAST 10	STRENGTH OF	OPP. STRENGTH	TEAM	ADJ.	CONF.	ADJ CONF.
Average RPI Loss:	38	RECORD	PCT. RANK	GAMES	SCHEDULE	OF SCHEDULE	RPI	RPI	RPI	RPI
DIV. I ONLY	3- 2	126	1- 0	98	165	105	105	28	28	
DIV. I NON-CONF.	3- 2	126	1- 0	98	165	105	105	28	28	
-----										
TOTALS	RPI 1-25	RPI 26-50	W-L RECORDS	RPI 51-100	RPI 101-150	RPI 150+				
3- 2	0- 0	0- 2	OVERALL	0- 0	0- 0	3- 0				
3- 0	0- 0	0- 0	HOME	0- 0	0- 0	3- 0				
0- 2	0- 0	0- 2	AWAY	0- 0	0- 0	0- 0				
0- 0	0- 0	0- 0	NEUTRAL	0- 0	0- 0	0- 0				
3- 2	0- 0	0- 2	NON-CONFERENCE	0- 0	0- 0	3- 0				
3- 0	0- 0	0- 0	HOME	0- 0	0- 0	3- 0				
0- 2	0- 0	0- 2	AWAY	0- 0	0- 0	0- 0				
0- 0	0- 0	0- 0	NEUTRAL	0- 0	0- 0	0- 0				
0- 0	0- 0	0- 0	CONFERENCE	0- 0	0- 0	0- 0				
0- 0	0- 0	0- 0	HOME	0- 0	0- 0	0- 0				
0- 0	0- 0	0- 0	AWAY	0- 0	0- 0	0- 0				
0- 0	0- 0	0- 0	NEUTRAL	0- 0	0- 0	0- 0				

RPI	S	Opponent	Score	RPI	S	Opponent	Score	RPI	S	Opponent	Score	RPI	S	Opponent	Score
31	A	Tennessee	46 73	45	A	Charlotte	53 70	224	H	Davi dson	69 56	233	H	Wofford	60 46
								279	H	Western Caro.	74 49				
LAST 12 Division I GAMES:															
31	A	Tennessee	46 73	233	H	Wofford	60 46	224	H	Davi dson	69 56	279	H	Western Caro.	74 49
45	A	Charlotte	53 70												

Non-Div I Games:

UNC Asheville



Average RPI Win: 0

Average RPI Loss: 173

WON-LOST  
RECORD

WINNING  
PCT. RANK

LAST 10  
GAMES

STRENGTH OF  
SCHEDULE

OPP. STRENGTH  
OF SCHEDULE

TEAM  
RPI

ADJ.  
RPI

CONF.  
RPI

ADJ CONF.  
RPI

DIV. I ONLY	0- 2	310	0- 0	60	343	281	281	24	24
DIV. I NON-CONF.	0- 2	310	0- 0	60	343	281	281	24	24
TOTALS	RPI 1-25	RPI 26-50	W-L RECORDS	RPI 51-100	RPI 101-150	RPI 150+			
0- 2	0- 0	0- 0	OVERALL	0- 0	0- 0	0- 2			
0- 0	0- 0	0- 0	HOME	0- 0	0- 0	0- 0			
0- 2	0- 0	0- 0	AWAY	0- 0	0- 0	0- 2			
0- 0	0- 0	0- 0	NEUTRAL	0- 0	0- 0	0- 0			
0- 2	0- 0	0- 0	NON-CONFERENCE	0- 0	0- 0	0- 2			
0- 0	0- 0	0- 0	HOME	0- 0	0- 0	0- 0			
0- 2	0- 0	0- 0	AWAY	0- 0	0- 0	0- 2			
0- 0	0- 0	0- 0	NEUTRAL	0- 0	0- 0	0- 0			
0- 0	0- 0	0- 0	CONFERENCE	0- 0	0- 0	0- 0			
0- 0	0- 0	0- 0	HOME	0- 0	0- 0	0- 0			
0- 0	0- 0	0- 0	AWAY	0- 0	0- 0	0- 0			
0- 0	0- 0	0- 0	NEUTRAL	0- 0	0- 0	0- 0			

RPI 1-25				RPI 26-50				RPI 51-100				RPI 101+ Team's RPI: 281			
RPI	S	Opponent	Score	RPI	S	Opponent	Score	RPI	S	Opponent	Score	RPI	S	Opponent	Score
												162	A	Appalachian St.	65 68
												184	A	Georgia St.	63 70
LAST 12 Division I GAMES:															
												162	A	Appalachian St.	65 68
												184	A	Georgia St.	63 70

Non-Div I Games: Pfeiffer 92 23 UNC Pembroke 72 32 Young Harris 62 29



Average RPI Win:	294	WON-LOST	WINNING	LAST 10	STRENGTH OF	OPP. STRENGTH	TEAM	ADJ.	CONF.	ADJ CONF.
Average RPI Loss:	37	RECORD	PCT. RANK	GAMES	SCHEDULE	OF SCHEDULE	RPI	RPI	RPI	RPI
DIV. I ONLY	3- 1	86	1- 0	239	290	141	141	13	13	
DIV. I NON-CONF.	3- 1	86	1- 0	239	290	141	141	13	13	
-----										
TOTALS	RPI 1-25	RPI 26-50	W-L RECORDS	RPI 51-100	RPI 101-150	RPI 150+				
3- 1	0- 0	0- 1	OVERALL	0- 0	0- 0	3- 0				
2- 0	0- 0	0- 0	HOME	0- 0	0- 0	2- 0				
1- 1	0- 0	0- 1	AWAY	0- 0	0- 0	1- 0				
0- 0	0- 0	0- 0	NEUTRAL	0- 0	0- 0	0- 0				
3- 1	0- 0	0- 1	NON-CONFERENCE	0- 0	0- 0	3- 0				
2- 0	0- 0	0- 0	HOME	0- 0	0- 0	2- 0				
1- 1	0- 0	0- 1	AWAY	0- 0	0- 0	1- 0				
0- 0	0- 0	0- 0	NEUTRAL	0- 0	0- 0	0- 0				
0- 0	0- 0	0- 0	CONFERENCE	0- 0	0- 0	0- 0				
0- 0	0- 0	0- 0	HOME	0- 0	0- 0	0- 0				
0- 0	0- 0	0- 0	AWAY	0- 0	0- 0	0- 0				
0- 0	0- 0	0- 0	NEUTRAL	0- 0	0- 0	0- 0				

RPI 1-25				RPI 26-50				RPI 51-100				RPI 101+ Team's RPI: 141			
RPI	S	Opponent	Score	RPI	S	Opponent	Score	RPI	S	Opponent	Score	RPI	S	Opponent	Score
				37	A	Ohio	72 95					260	H	Presbyteria n	63 48
												273	H	Grand Canyon	77 55
												349	A	N. C. Central	89 82
LAST 12 Division I GAMES:															
				349	A	N. C. Central	89 82	260	H	Presbyteria n	63 48				
				273	H	Grand Canyon	77 55	37	A	Ohio	72 95				

Non-Div I Games: Belmont Abbey 74 58

UNCW



U  
N  
I

UNI

Average RPI Win: 235

Average RPI Loss: 25

WON-LOST  
RECORD

3- 3

3- 3

WINNING  
PCT. RANK

153

153

LAST 10  
GAMES

0- 1

0- 1

STRENGTH OF  
SCHEDULE

187

187

OPP. STRENGTH  
OF SCHEDULE

43

43

TEAM  
RPI

147

147

ADJ.  
RPI

147

147

CONF.  
RPI

15

15

ADJ CONF.  
RPI

15

15

DIV. I ONLY

3- 3

153

0- 1

187

43

147

147

15

15

DIV. I NON-CONF.

3- 3

153

0- 1

187

43

147

147

15

15

TOTALS

RPI 1-25

RPI 26-50

W-L RECORDS

RPI 51-100

RPI 101-150

RPI 150+

3- 3

0- 2

0- 1

OVERALL

0- 0

0- 0

3- 0

2- 0

0- 0

0- 0

HOME

0- 0

0- 0

2- 0

1- 2

0- 2

0- 0

AWAY

0- 0

0- 0

1- 0

0- 1

0- 0

0- 1

NEUTRAL

0- 0

0- 0

0- 0

3- 3

0- 2

0- 1

NON-CONFERENCE

0- 0

0- 0

3- 0

2- 0

0- 0

0- 0

HOME

0- 0

0- 0

2- 0

1- 2

0- 2

0- 0

AWAY

0- 0

0- 0

1- 0

0- 1

0- 0

0- 1

NEUTRAL

0- 0

0- 0

0- 0

0- 0

0- 0

0- 0

CONFERENCE

0- 0

0- 0

0- 0

0- 0

0- 0

0- 0

HOME

0- 0

0- 0

0- 0

0- 0

0- 0

0- 0

AWAY

0- 0

0- 0

0- 0

0- 0

0- 0

0- 0

NEUTRAL

0- 0

0- 0

0- 0

RPI 1-25

RPI 26-50

RPI 51-100

RPI 101+ Team's RPI: 147

RPI S Opponent Score

11 A Marquette 61 102

22 A Northern Ill. 59 70

RPI S Opponent Score

41 N Boise St. 60 61

RPI S Opponent Score

168 H Delaware 79 67

242 H Creighton 65 55

294 A Long Beach St. 71 64

LAST 12 Division I GAMES:

242 H Creighton 65 55

168 H Delaware 79 67

22 A Northern Ill. 59 70

11 A Marquette 61 102

41 N Boise St. 60 61

294 A Long Beach St. 71 64

U  
N  
I

Non-Div I Games:

UNI

Loss, Non-Conf, S Site, H Home A Away N Neutral

Page 314

Non-Div I Games:

UNI



UNLVUNLV

UNLV



Average RPI	Win:	349	WON-LOST	WINNING	LAST 10	STRENGTH OF	OPP. STRENGTH	TEAM	ADJ.	CONF.	ADJ CONF.
Average RPI	Loss:	201	RECORD	PCT. RANK	GAMES	SCHEDULE	OF SCHEDULE	RPI	RPI	RPI	RPI

DIV. I ONLY	1- 4	271	1- 0	301	309	310	310	28	28
DIV. I NON-CONF.	1- 4	271	1- 0	301	309	310	310	28	28
-----									
TOTALS	RPI 1-25	RPI 26-50	W-L RECORDS	RPI 51-100	RPI 101-150	RPI 150+			
1- 4	0- 0	0- 0	OVERALL	0- 1	0- 0	1- 3			
0- 0	0- 0	0- 0	HOME	0- 0	0- 0	0- 0			
1- 4	0- 0	0- 0	AWAY	0- 1	0- 0	1- 3			
0- 0	0- 0	0- 0	NEUTRAL	0- 0	0- 0	0- 0			
1- 4	0- 0	0- 0	NON-CONFERENCE	0- 1	0- 0	1- 3			
0- 0	0- 0	0- 0	HOME	0- 0	0- 0	0- 0			
1- 4	0- 0	0- 0	AWAY	0- 1	0- 0	1- 3			
0- 0	0- 0	0- 0	NEUTRAL	0- 0	0- 0	0- 0			
0- 0	0- 0	0- 0	CONFERENCE	0- 0	0- 0	0- 0			
0- 0	0- 0	0- 0	HOME	0- 0	0- 0	0- 0			
0- 0	0- 0	0- 0	AWAY	0- 0	0- 0	0- 0			
0- 0	0- 0	0- 0	NEUTRAL	0- 0	0- 0	0- 0			

RPI 1-25				RPI 26-50				RPI 51-100				RPI 101+ Team's RPI: 310							
RPI	S	Opponent	Score	RPI	S	Opponent	Score	RPI	S	Opponent	Score	RPI	S	Opponent	Score				
								77	A	Virginia Tech	45	96	179	A	Nebraska	64	87		
													238	A	Furman	67	78		
													309	A	Omaha	69	96		
													349	A	N. C. Central	82	63		
-----																			
								LAST 12 Division I GAMES:											
								349	A	N. C. Central	82	63							
								238	A	Furman	67	78							
								179	A	Nebraska	64	87							
								309	A	Omaha	69	96							
								77	A	Virginia Tech	45	96							

Non-Div I Games: Converse 69 51



Average RPI	Win:	258	WON-LOST	WINNING	LAST 10	STRENGTH OF	OPP. STRENGTH	TEAM	ADJ.	CONF.	ADJ CONF.
Average RPI	Loss:	123	RECORD	PCT. RANK	GAMES	SCHEDULE	OF SCHEDULE	RPI	RPI	RPI	RPI
DIV. I ONLY		3- 2		126	1- 0	218	210	193	193	17	17
DIV. I NON-CONF.		3- 2		126	1- 0	218	210	193	193	17	17
-----											
TOTALS	RPI 1-25		RPI 26-50		W-L RECORDS	RPI 51-100		RPI 101-150		RPI 150+	
3- 2	0- 0		0- 0		OVERALL	0- 0		0- 2		3- 0	
2- 1	0- 0		0- 0		HOME	0- 0		0- 1		2- 0	
1- 1	0- 0		0- 0		AWAY	0- 0		0- 1		1- 0	
0- 0	0- 0		0- 0		NEUTRAL	0- 0		0- 0		0- 0	
3- 2	0- 0		0- 0		NON-CONFERENCE	0- 0		0- 2		3- 0	
2- 1	0- 0		0- 0		HOME	0- 0		0- 1		2- 0	
1- 1	0- 0		0- 0		AWAY	0- 0		0- 1		1- 0	
0- 0	0- 0		0- 0		NEUTRAL	0- 0		0- 0		0- 0	
0- 0	0- 0		0- 0		CONFERENCE	0- 0		0- 0		0- 0	
0- 0	0- 0		0- 0		HOME	0- 0		0- 0		0- 0	
0- 0	0- 0		0- 0		AWAY	0- 0		0- 0		0- 0	
0- 0	0- 0		0- 0		NEUTRAL	0- 0		0- 0		0- 0	

RPI 1-25				RPI 26-50				RPI 51-100				RPI 101+				Team's RPI: 193
RPI	S	Opponent	Score	RPI	S	Opponent	Score	RPI	S	Opponent	Score	RPI	S	Opponent	Score	
												120	A	Fresno St.	61	70
												126	H	Arkansas	65	66
												199	A	San Francisco	80	73
												256	H	Grambling	78	54
												320	H	Jackson St.	99	63
-----																
LAST 12 Division I GAMES:																
				199	A	San Francisco	80	73								
				120	A	Fresno St.	61	70								
				256	H	Grambling	78	54								
				126	H	Arkansas	65	66								
				320	H	Jackson St.	99	63								

Non-Div I Games:

UT Arlington



Average RPI	Win: 225	WON-LOST	WINNING	LAST 10	STRENGTH OF	OPP. STRENGTH	TEAM	ADJ.	CONF.	ADJ CONF.
Average RPI	Loss: 20	RECORD	PCT. RANK	GAMES	SCHEDULE	OF SCHEDULE	RPI	RPI	RPI	RPI
DIV. I ONLY	3- 2	126	0- 1	98	104	96	96	14	14	
DIV. I NON-CONF.	3- 2	126	0- 1	98	104	96	96	14	14	
-----										
TOTALS	RPI 1-25	RPI 26-50	W-L RECORDS	RPI 51-100	RPI 101-150	RPI 150+				
3- 2	0- 2	0- 0	OVERALL	0- 0	0- 0	3- 0				
3- 0	0- 0	0- 0	HOME	0- 0	0- 0	3- 0				
0- 2	0- 2	0- 0	AWAY	0- 0	0- 0	0- 0				
0- 0	0- 0	0- 0	NEUTRAL	0- 0	0- 0	0- 0				
3- 2	0- 2	0- 0	NON-CONFERENCE	0- 0	0- 0	3- 0				
3- 0	0- 0	0- 0	HOME	0- 0	0- 0	3- 0				
0- 2	0- 2	0- 0	AWAY	0- 0	0- 0	0- 0				
0- 0	0- 0	0- 0	NEUTRAL	0- 0	0- 0	0- 0				
0- 0	0- 0	0- 0	CONFERENCE	0- 0	0- 0	0- 0				
0- 0	0- 0	0- 0	HOME	0- 0	0- 0	0- 0				
0- 0	0- 0	0- 0	AWAY	0- 0	0- 0	0- 0				
0- 0	0- 0	0- 0	NEUTRAL	0- 0	0- 0	0- 0				

RPI 1-25				RPI 26-50				RPI 51-100				RPI 101+			
RPI	S	Opponent	Score	RPI	S	Opponent	Score	RPI	S	Opponent	Score	RPI	S	Opponent	Score
15	A	IUPUI	72 73									208	H	Samford	89 68
25	A	Northwestern	64 90									211	H	Arkansas St.	97 91
												257	H	Southern Ill.	95 94
-----															
Team's RPI: 96															
LAST 12 Division I GAMES:															
				25	A	Northwestern	64 90	211	H	Arkansas St.	97 91				
								15	A	IUPUI	72 73				
								257	H	Southern Ill.	95 94				
								208	H	Samford	89 68				

Non-Div I Games: Christian Bros. 108 82

UT Martin



Average RPI Win: 304  
Average RPI Loss: 90

WON-LOST  
RECORD

WINNING  
PCT. RANK

LAST 10  
GAMES

STRENGTH OF  
SCHEDULE

OPP. STRENGTH  
OF SCHEDULE

TEAM  
RPI

ADJ.  
RPI

CONF.  
RPI

ADJ CONF.  
RPI

DIV. I ONLY  
DIV. I NON-CONF.

2- 3  
2- 3

192  
192

0- 1  
0- 1

199  
199

278  
278

285  
285

285  
285

16  
16

16  
16

TOTALS

RPI 1-25

RPI 26-50

W-L RECORDS

RPI 51-100

RPI 101-150

RPI 150+

2- 3  
2- 3  
0- 0  
0- 0

0- 0  
0- 0  
0- 0  
0- 0

0- 1  
0- 1  
0- 0  
0- 0

OVERALL  
HOME  
AWAY  
NEUTRAL

0- 1  
0- 1  
0- 0  
0- 0

0- 0  
0- 0  
0- 0  
0- 0

2- 1  
2- 1  
0- 0  
0- 0

2- 3  
2- 3  
0- 0  
0- 0

0- 0  
0- 0  
0- 0  
0- 0

0- 1  
0- 1  
0- 0  
0- 0

NON-CONFERENCE  
HOME  
AWAY  
NEUTRAL

0- 1  
0- 1  
0- 0  
0- 0

0- 0  
0- 0  
0- 0  
0- 0

2- 1  
2- 1  
0- 0  
0- 0

0- 0  
0- 0  
0- 0  
0- 0

0- 0  
0- 0  
0- 0  
0- 0

0- 0  
0- 0  
0- 0  
0- 0

CONFERENCE  
HOME  
AWAY  
NEUTRAL

0- 0  
0- 0  
0- 0  
0- 0




0- 0  
0- 0  
0- 0  
0- 0

0- 0  
0- 0  
0- 0  
0- 0




RPI 1-25

RPI S Opponent Score

RPI 26-50








RPI S Opponent Score  
29   Abilene Christian 69  70

RPI 51-100














RPI S Opponent Score  
63   New Mexico St. 65  69

RPI 101+

Team's RPI: 285

RPI S Opponent Score  
177   Nichol ls St. 56  58  
258   CSU Bakersfi el d 53 47  
350   Al corn 77 51

LAST 12 Division I GAMES:

63   New Mexico St. 65  69 29   Abilene Christian 69  70  
258   CSU Bakersfi el d 53 47 177   Nichol ls St. 56  58  
350   Al corn 77 51

U  
T  
E  
PU  
T  
E  
P

Non-Div I Games:

UTEP



Average RPI Win: 351  
Average RPI Loss: 221

WON-LOST  
RECORD

WINNING  
PCT. RANK

LAST 10  
GAMES

STRENGTH OF  
SCHEDULE

OPP. STRENGTH  
OF SCHEDULE

TEAM  
RPI

ADJ.  
RPI

CONF.  
RPI

ADJ CONF.  
RPI

DIV. I ONLY  
DIV. I NON-CONF.

1- 3  
1- 3

249  
249

0- 0  
0- 0

347  
347

270  
270

340  
340

340  
340

30  
30

30  
30

TOTALS

RPI 1-25

RPI 26-50

W-L RECORDS

RPI 51-100

RPI 101-150

RPI 150+

1- 3  
0- 1  
1- 2  
0- 0

0- 0  
0- 0  
0- 0  
0- 0

0- 0  
0- 0  
0- 0  
0- 0

OVERALL  
HOME  
AWAY  
NEUTRAL

0- 0  
0- 0  
0- 0  
0- 0

0- 0  
0- 0  
0- 0  
0- 0

1- 3  
0- 1  
1- 2  
0- 0

1- 3  
0- 1  
1- 2  
0- 0

0- 0  
0- 0  
0- 0  
0- 0

0- 0  
0- 0  
0- 0  
0- 0

NON-CONFERENCE  
HOME  
AWAY  
NEUTRAL

0- 0  
0- 0  
0- 0  
0- 0

0- 0  
0- 0  
0- 0  
0- 0

1- 3  
0- 1  
1- 2  
0- 0

0- 0  
0- 0  
0- 0  
0- 0

0- 0  
0- 0  
0- 0  
0- 0

0- 0  
0- 0  
0- 0  
0- 0

CONFERENCE  
HOME  
AWAY  
NEUTRAL

0- 0  
0- 0  
0- 0  
0- 0

0- 0  
0- 0  
0- 0  
0- 0

0- 0  
0- 0  
0- 0  
0- 0

RPI 1-25

RPI S Opponent Score

RPI 26-50

RPI S Opponent Score

RPI 51-100

RPI S Opponent Score

RPI 101+

Team's RPI: 340

RPI S Opponent Score  
157 A Massachusetts 70 74  
244 H A&M-Corpus Christi 49 59  
261 A UTSA 58 61  
351 A Canisius 57 53

LAST 12 Division I GAMES:

157 A Massachusetts 70 74 244 H A&M-Corpus Christi 49 59  
351 A Canisius 57 53  
261 A UTSA 58 61

Non-Div I Games: Texas Lutheran 82 38 UNKNOWN 74 43

UTRGV

Loss, Non-Conf, S Site, H Home A Away N Neutral



Average RPI Win:	314	WON-LOST	WINNING	LAST 10	STRENGTH OF	OPP. STRENGTH	TEAM	ADJ.	CONF.	ADJ CONF.
Average RPI Loss:	140	RECORD	PCT. RANK	GAMES	SCHEDULE	OF SCHEDULE	RPI	RPI	RPI	RPI
DIV. I ONLY	2- 4	214	1- 0	122	329	261	261	16	16	
DIV. I NON-CONF.	2- 4	214	1- 0	122	329	261	261	16	16	
-----										
TOTALS	RPI 1-25	RPI 26-50	W-L RECORDS	RPI 51-100	RPI 101-150	RPI 150+				
2- 4	0- 1	0- 0	OVERALL	0- 0	0- 1	2- 2				
2- 2	0- 1	0- 0	HOME	0- 0	0- 0	2- 1				
0- 1	0- 0	0- 0	AWAY	0- 0	0- 1	0- 0				
0- 1	0- 0	0- 0	NEUTRAL	0- 0	0- 0	0- 1				
2- 4	0- 1	0- 0	NON-CONFERENCE	0- 0	0- 1	2- 2				
2- 2	0- 1	0- 0	HOME	0- 0	0- 0	2- 1				
0- 1	0- 0	0- 0	AWAY	0- 0	0- 1	0- 0				
0- 1	0- 0	0- 0	NEUTRAL	0- 0	0- 0	0- 1				
0- 0	0- 0	0- 0	CONFERENCE	0- 0	0- 0	0- 0				
0- 0	0- 0	0- 0	HOME	0- 0	0- 0	0- 0				
0- 0	0- 0	0- 0	AWAY	0- 0	0- 0	0- 0				
0- 0	0- 0	0- 0	NEUTRAL	0- 0	0- 0	0- 0				

RPI 1-25				RPI 26-50				RPI 51-100				RPI 101+				Team's RPI: 261
RPI	S	Opponent	Score	RPI	S	Opponent	Score	RPI	S	Opponent	Score	RPI	S	Opponent	Score	
15	H	IUPUI	50 58									145	A	Seton Hal I	53 84	
												190	H	Texas St.	60 68	
												209	N	UMBC	58 72	
												287	H	Weber St.	66 59	
												340	H	UTRGV	61 58	
-----																
LAST 12 Division I GAMES:																
209	N	UMBC	58 72	287	H	Weber St.	66 59	15	H	IUPUI	50 58	190	H	Texas St.	60 68	
				340	H	UTRGV	61 58	145	A	Seton Hal I	53 84					

Non-Div I Games: Concordia (TX) 78 51

UTSA



Average RPI Win:	157	WON-LOST	WINNING	LAST 10	STRENGTH OF	OPP. STRENGTH	TEAM	ADJ.	CONF.	ADJ CONF.
Average RPI Loss:	0	RECORD	PCT. RANK	GAMES	SCHEDULE	OF SCHEDULE	RPI	RPI	RPI	RPI
DIV. I ONLY	6- 0	1	1- 0	325	9	85	85	2	2	
DIV. I NON-CONF.	6- 0	1	1- 0	325	9	85	85	2	2	
-----										
TOTALS	RPI 1-25	RPI 26-50	W-L RECORDS	RPI 51-100	RPI 101-150	RPI 150+				
6- 0	1- 0	0- 0	OVERALL	0- 0	3- 0	2- 0				
4- 0	1- 0	0- 0	HOME	0- 0	1- 0	2- 0				
2- 0	0- 0	0- 0	AWAY	0- 0	2- 0	0- 0				
0- 0	0- 0	0- 0	NEUTRAL	0- 0	0- 0	0- 0				
6- 0	1- 0	0- 0	NON-CONFERENCE	0- 0	3- 0	2- 0				
4- 0	1- 0	0- 0	HOME	0- 0	1- 0	2- 0				
2- 0	0- 0	0- 0	AWAY	0- 0	2- 0	0- 0				
0- 0	0- 0	0- 0	NEUTRAL	0- 0	0- 0	0- 0				
0- 0	0- 0	0- 0	CONFERENCE	0- 0	0- 0	0- 0				
0- 0	0- 0	0- 0	HOME	0- 0	0- 0	0- 0				
0- 0	0- 0	0- 0	AWAY	0- 0	0- 0	0- 0				
0- 0	0- 0	0- 0	NEUTRAL	0- 0	0- 0	0- 0				

RPI 1-25				RPI 26-50				RPI 51-100				Team's RPI : 85				RPI 101+			
RPI	S	Opponent	Score	RPI	S	Opponent	Score	RPI	S	Opponent	Score	RPI	S	Opponent	Score	RPI	S	Opponent	Score
13	H	Al abama	72 62									101	A	Nevada	74 52				
												125	H	Idaho St.	74 60				
												133	A	Eastern Wash.	95 51				
												278	H	Seattle U	89 62				
												294	H	Long Beach St.	82 59				
-----																			
Team's RPI : 85																			
LAST 12 Division I GAMES:																			
				278	H	Seattle U	89 62	101	A	Nevada	74 52								
				133	A	Eastern Wash.	95 51												
				125	H	Idaho St.	74 60												
				294	H	Long Beach St.	82 59												
				13	H	Al abama	72 62												

Non-Div I Games:

Utah



Average RPI Win:	303	WON-LOST	WINNING	LAST 10	STRENGTH OF	OPP. STRENGTH	TEAM	ADJ.	CONF.	ADJ CONF.
Average RPI Loss:	31	RECORD	PCT. RANK	GAMES	SCHEDULE	OF SCHEDULE	RPI	RPI	RPI	RPI

DIV. I ONLY	1- 4	271	0- 1	8	221	62	62	10	10
DIV. I NON-CONF.	1- 4	271	0- 1	8	221	62	62	10	10
TOTALS	RPI 1-25	RPI 26-50	W-L RECORDS	RPI 51-100	RPI 101-150	RPI 150+			
1- 4	0- 2	0- 0	OVERALL	0- 2	0- 0	1- 0			
0- 2	0- 1	0- 0	HOME	0- 1	0- 0	0- 0			
1- 0	0- 0	0- 0	AWAY	0- 0	0- 0	1- 0			
0- 2	0- 1	0- 0	NEUTRAL	0- 1	0- 0	0- 0			
1- 4	0- 2	0- 0	NON-CONFERENCE	0- 2	0- 0	1- 0			
0- 2	0- 1	0- 0	HOME	0- 1	0- 0	0- 0			
1- 0	0- 0	0- 0	AWAY	0- 0	0- 0	1- 0			
0- 2	0- 1	0- 0	NEUTRAL	0- 1	0- 0	0- 0			
0- 0	0- 0	0- 0	CONFERENCE	0- 0	0- 0	0- 0			
0- 0	0- 0	0- 0	HOME	0- 0	0- 0	0- 0			
0- 0	0- 0	0- 0	AWAY	0- 0	0- 0	0- 0			
0- 0	0- 0	0- 0	NEUTRAL	0- 0	0- 0	0- 0			

RPI S Opponent Score	RPI S Opponent Score	RPI S Opponent Score	RPI S Opponent Score
4 H Oregon 58 88		53 H BYU 57 62	303 A Washington St. 72 61
9 N Col orado 68 78		56 N Southern Cal i forni a 46 55	
LAST 12 Di vi si on I GAMES:			
		9 N Col orado 68 78	
		56 N Southern Cal i forni a 46 55	
		53 H BYU 57 62	
		4 H Oregon 58 88	
		303 A Washington St. 72 61	

Non-Di v I Games: Northern N.M. 106 35

Utah St.



Average RPI	Win: 300	WON-LOST	WINNING	LAST 10	STRENGTH OF	OPP. STRENGTH	TEAM	ADJ.	CONF.	ADJ CONF.
Average RPI	Loss: 69	RECORD	PCT. RANK	GAMES	SCHEDULE	OF SCHEDULE	RPI	RPI	RPI	RPI

DIV. I ONLY	1- 1	153	0- 0	194	182	249	249	30	30
DIV. I NON-CONF.	1- 1	153	0- 0	194	182	249	249	30	30
-----									
TOTALS	RPI 1-25	RPI 26-50	W-L RECORDS	RPI 51-100	RPI 101-150	RPI 150+			
1- 1	0- 0	0- 0	OVERALL	0- 1	0- 0	1- 0			
1- 1	0- 0	0- 0	HOME	0- 1	0- 0	1- 0			
0- 0	0- 0	0- 0	AWAY	0- 0	0- 0	0- 0			
0- 0	0- 0	0- 0	NEUTRAL	0- 0	0- 0	0- 0			
1- 1	0- 0	0- 0	NON-CONFERENCE	0- 1	0- 0	1- 0			
1- 1	0- 0	0- 0	HOME	0- 1	0- 0	1- 0			
0- 0	0- 0	0- 0	AWAY	0- 0	0- 0	0- 0			
0- 0	0- 0	0- 0	NEUTRAL	0- 0	0- 0	0- 0			
0- 0	0- 0	0- 0	CONFERENCE	0- 0	0- 0	0- 0			
0- 0	0- 0	0- 0	HOME	0- 0	0- 0	0- 0			
0- 0	0- 0	0- 0	AWAY	0- 0	0- 0	0- 0			
0- 0	0- 0	0- 0	NEUTRAL	0- 0	0- 0	0- 0			

RPI 1-25				RPI 26-50				RPI 51-100				RPI 101+ Team's RPI: 249			
RPI	S	Opponent	Score	RPI	S	Opponent	Score	RPI	S	Opponent	Score	RPI	S	Opponent	Score
69	H	Portland	60 65									300	H	UC Santa Barbara	63 54
LAST 12 Division I GAMES:															
69	H	Portland	60 65												
300	H	UC Santa Barbara	63 54												

Non-Div I Games: Ottawa (AZ) 90 61 La Verne 86 79 Arizona Christian 76 68

Utah Valley



Average RPI Win:	251	WON-LOST	WINNING	LAST 10	STRENGTH OF	OPP. STRENGTH	TEAM	ADJ.	CONF.	ADJ CONF.
Average RPI Loss:	14	RECORD	PCT. RANK	GAMES	SCHEDULE	OF SCHEDULE	RPI	RPI	RPI	RPI
DIV. I ONLY	4- 2	105	0- 1	161	109	110	110	20	20	
DIV. I NON-CONF.	4- 2	105	0- 1	161	109	110	110	20	20	
-----										
TOTALS	RPI 1-25	RPI 26-50	W-L RECORDS	RPI 51-100	RPI 101-150	RPI 150+				
4- 2	0- 2	0- 0	OVERALL	0- 0	1- 0	3- 0				
2- 0	0- 0	0- 0	HOME	0- 0	1- 0	1- 0				
1- 1	0- 1	0- 0	AWAY	0- 0	0- 0	1- 0				
1- 1	0- 1	0- 0	NEUTRAL	0- 0	0- 0	1- 0				
4- 2	0- 2	0- 0	NON-CONFERENCE	0- 0	1- 0	3- 0				
2- 0	0- 0	0- 0	HOME	0- 0	1- 0	1- 0				
1- 1	0- 1	0- 0	AWAY	0- 0	0- 0	1- 0				
1- 1	0- 1	0- 0	NEUTRAL	0- 0	0- 0	1- 0				
0- 0	0- 0	0- 0	CONFERENCE	0- 0	0- 0	0- 0				
0- 0	0- 0	0- 0	HOME	0- 0	0- 0	0- 0				
0- 0	0- 0	0- 0	AWAY	0- 0	0- 0	0- 0				
0- 0	0- 0	0- 0	NEUTRAL	0- 0	0- 0	0- 0				

RPI	S	Opponent	Score
12	A	North Carolina	47 59
15	N	IUPUI	61 63

RPI	S	Opponent	Score
-----	---	----------	-------

RPI	S	Opponent	Score
-----	---	----------	-------

RPI	S	Opponent	Score
132	H	Wake Forest	53 40
237	A	William & Mary	72 55
287	N	Weber St.	64 36
347	H	Longwood	84 55

## LAST 12 Division I GAMES:

15	N	IUPUI	61 63	347	H	Longwood	84 55
287	N	Weber St.	64 36	237	A	William & Mary	72 55
132	H	Wake Forest	53 40				
12	A	North Carolina	47 59				

Non-Div I Games:

VCU



Average RPI	Win:	214	WON-LOST	WINNING	LAST 10	STRENGTH OF	OPP. STRENGTH	TEAM	ADJ.	CONF.	ADJ CONF.
Average RPI	Loss:	207	RECORD	PCT. RANK	GAMES	SCHEDULE	OF SCHEDULE	RPI	RPI	RPI	RPI
DIV. I ONLY		1- 5		291	0- 1	214	312	304	304	15	15
DIV. I NON-CONF.		1- 5		291	0- 1	214	312	304	304	15	15
-----											
TOTALS	RPI 1-25		RPI 26-50		W-L RECORDS	RPI 51-100		RPI 101-150		RPI 150+	
1- 5	0- 0		0- 0		OVERALL	0- 0		0- 0		1- 5	
0- 2	0- 0		0- 0		HOME	0- 0		0- 0		0- 2	
0- 3	0- 0		0- 0		AWAY	0- 0		0- 0		0- 3	
1- 0	0- 0		0- 0		NEUTRAL	0- 0		0- 0		1- 0	
1- 5	0- 0		0- 0		NON-CONFERENCE	0- 0		0- 0		1- 5	
0- 2	0- 0		0- 0		HOME	0- 0		0- 0		0- 2	
0- 3	0- 0		0- 0		AWAY	0- 0		0- 0		0- 3	
1- 0	0- 0		0- 0		NEUTRAL	0- 0		0- 0		1- 0	
0- 0	0- 0		0- 0		CONFERENCE	0- 0		0- 0		0- 0	
0- 0	0- 0		0- 0		HOME	0- 0		0- 0		0- 0	
0- 0	0- 0		0- 0		AWAY	0- 0		0- 0		0- 0	
0- 0	0- 0		0- 0		NEUTRAL	0- 0		0- 0		0- 0	

RPI 1-25				RPI 26-50				RPI 51-100				RPI 101+ Team's RPI: 304			
RPI	S	Opponent	Score	RPI	S	Opponent	Score	RPI	S	Opponent	Score	RPI	S	Opponent	Score
												188	H	Toledo	59 65
												204	A	Morehead St.	62 68
												205	A	UIC	65 75
												212	A	Illinois	54 73
												214	N	St. Francis Brooklyn	78 76
												226	H	North Dakota	56 62
-----															
LAST 12 Division I GAMES:															
				226	H	North Dakota	56 62	188	H	Toledo	59 65				
				205	A	UIC	65 75	214	N	St. Francis Brooklyn	78 76				
								204	A	Morehead St.	62 68				
								212	A	Illinois	54 73				

Non-Div I Games:

Val parai so



Average RPI Win: 307		WON-LOST RECORD	WINNING PCT. RANK	LAST 10 GAMES	STRENGTH OF SCHEDULE	OPP. STRENGTH OF SCHEDULE	TEAM RPI	ADJ. RPI	CONF. RPI	ADJ CONF. RPI
Average RPI Loss: 72										
DIV. I ONLY		3- 4	186	1- 0	81	212	167	167	3	3
DIV. I NON-CONF.		3- 4	186	1- 0	81	212	167	167	3	3
TOTALS		RPI 1-25	RPI 26-50	W-L RECORDS		RPI 51-100	RPI 101-150	RPI 150+		
3- 4	0- 2		0- 0	OVERALL		0- 0	0- 1	3- 1		
3- 1	0- 0		0- 0	HOME		0- 0	0- 0	3- 1		
0- 2	0- 1		0- 0	AWAY		0- 0	0- 1	0- 0		
0- 1	0- 1		0- 0	NEUTRAL		0- 0	0- 0	0- 0		
3- 4	0- 2		0- 0	NON-CONFERENCE		0- 0	0- 1	3- 1		
3- 1	0- 0		0- 0	HOME		0- 0	0- 0	3- 1		
0- 2	0- 1		0- 0	AWAY		0- 0	0- 1	0- 0		
0- 1	0- 1		0- 0	NEUTRAL		0- 0	0- 0	0- 0		
0- 0	0- 0		0- 0	CONFERENCE		0- 0	0- 0	0- 0		
0- 0	0- 0		0- 0	HOME		0- 0	0- 0	0- 0		
0- 0	0- 0		0- 0	AWAY		0- 0	0- 0	0- 0		
0- 0	0- 0		0- 0	NEUTRAL		0- 0	0- 0	0- 0		

RPI 1-25					
RPI	S	Opponent	Score		
5	A	NC State	54	74	
7	N	UConn	42	80	

RPI 26-50					
RPI	S	Opponent	Score		

RPI 51-100					
RPI	S	Opponent	Score		

RPI 101+ Team's RPI: 167					
RPI	S	Opponent	Score		
118	A	Middle Tenn.	58	65	
159	H	North Ala.	71	74	
260	H	Presbyterian	78	43	
325	H	Tennessee St.	89	63	
337	H	Austin Peay	99	70	

LAST 12 Division I GAMES:					
260	H	Presbyterian	78	43	
325	H	Tennessee St.	89	63	
7	N	UConn	42	80	
5	A	NC State	54	74	
337	H	Austin Peay	99	70	
118	A	Middle Tenn.	58	65	
159	H	North Ala.	71	74	

Non-Div I Games:

Vanderbilt



Average RPI Win: 297 WON-LOST RECORD WINNING PCT. RANK LAST 10 GAMES STRENGTH OF SCHEDULE OPP. STRENGTH OF SCHEDULE TEAM RPI ADJ. RPI CONF. RPI ADJ CONF. RPI

Average RPI Loss: 177

DIV. I ONLY	2- 3	192	0- 1	264	287	312	312	25	25
DIV. I NON-CONF.	2- 3	192	0- 1	264	287	312	312	25	25
TOTALS	RPI 1-25	RPI 26-50	W-L RECORDS	RPI 51-100	RPI 101-150	RPI 150+			
2- 3	0- 0	0- 0	OVERALL	0- 0	0- 2	2- 1			
2- 3	0- 0	0- 0	HOME	0- 0	0- 2	2- 1			
0- 0	0- 0	0- 0	AWAY	0- 0	0- 0	0- 0			
0- 0	0- 0	0- 0	NEUTRAL	0- 0	0- 0	0- 0			
2- 3	0- 0	0- 0	NON-CONFERENCE	0- 0	0- 2	2- 1			
2- 3	0- 0	0- 0	HOME	0- 0	0- 2	2- 1			
0- 0	0- 0	0- 0	AWAY	0- 0	0- 0	0- 0			
0- 0	0- 0	0- 0	NEUTRAL	0- 0	0- 0	0- 0			
0- 0	0- 0	0- 0	CONFERENCE	0- 0	0- 0	0- 0			
0- 0	0- 0	0- 0	HOME	0- 0	0- 0	0- 0			
0- 0	0- 0	0- 0	AWAY	0- 0	0- 0	0- 0			
0- 0	0- 0	0- 0	NEUTRAL	0- 0	0- 0	0- 0			

RPI 1-25	RPI 26-50	RPI 51-100	RPI 101+	Team's RPI: 312
RPI S Opponent Score	RPI S Opponent Score	RPI S Opponent Score	RPI S Opponent Score	
			104 H Drexel 44 60	
			130 H Rhode Isl and 58 61	
			271 H Ri der 54 49	
			297 H Dartmouth 42 66	
			323 H Wagner 56 54	
LAST 12 Division I GAMES:				
297 H Dartmouth 42 66	104 H Drexel 44 60			
271 H Ri der 54 49	323 H Wagner 56 54			
	130 H Rhode Isl and 58 61			

Non-Div I Games: Norwich 78 28

Vermont



Average RPI	Win: 231	WON-LOST	WINNING	LAST 10	STRENGTH OF	OPP. STRENGTH	TEAM	ADJ.	CONF.	ADJ CONF.
Average RPI	Loss: 71	RECORD	PCT. RANK	GAMES	SCHEDULE	OF SCHEDULE	RPI	RPI	RPI	RPI
DIV. I ONLY	3- 2	126	0- 1	92	227	100	100	7	7	
DIV. I NON-CONF.	3- 2	126	0- 1	92	227	100	100	7	7	
TOTALS	RPI 1-25	RPI 26-50	W-L RECORDS	RPI 51-100	RPI 101-150	RPI 150+				
3- 2	0- 0	0- 0	OVERALL	0- 2	0- 0	3- 0				
2- 0	0- 0	0- 0	HOME	0- 0	0- 0	2- 0				
1- 1	0- 0	0- 0	AWAY	0- 1	0- 0	1- 0				
0- 1	0- 0	0- 0	NEUTRAL	0- 1	0- 0	0- 0				
3- 2	0- 0	0- 0	NON-CONFERENCE	0- 2	0- 0	3- 0				
2- 0	0- 0	0- 0	HOME	0- 0	0- 0	2- 0				
1- 1	0- 0	0- 0	AWAY	0- 1	0- 0	1- 0				
0- 1	0- 0	0- 0	NEUTRAL	0- 1	0- 0	0- 0				
0- 0	0- 0	0- 0	CONFERENCE	0- 0	0- 0	0- 0				
0- 0	0- 0	0- 0	HOME	0- 0	0- 0	0- 0				
0- 0	0- 0	0- 0	AWAY	0- 0	0- 0	0- 0				
0- 0	0- 0	0- 0	NEUTRAL	0- 0	0- 0	0- 0				

RPI 1-25				RPI 26-50				RPI 51-100				RPI 101+					
RPI	S	Opponent	Score	RPI	S	Opponent	Score	RPI	S	Opponent	Score	RPI	S	Opponent	Score		
								65	A	UCF	56	71	153	A	Lehi gh	70	48
								77	N	Vi rgi ni a Tech	59	61	202	H	Hartford	59	41
													339	H	La Sal l e	81	68
LAST 12 Di vi si on I GAMES:																	
				65	A	UCF	56	71					202	H	Hartford	59	41
				77	N	Vi rgi ni a Tech	59	61									
				339	H	La Sal l e	81	68									
				153	A	Lehi gh	70	48									

Non-Div I Games:

Villanova



Average RPI Win: 178

Average RPI Loss: 105

WON-LOST  
RECORDWINNING  
PCT. RANKLAST 10  
GAMESSTRENGTH OF  
SCHEDULEOPP. STRENGTH  
OF SCHEDULETEAM  
RPIADJ.  
RPICONF.  
RPIADJ CONF.  
RPIDIV. I ONLY  
DIV. I NON-CONF.2- 4  
2- 4214  
2140- 1  
0- 135  
35235  
235148  
148148  
1481  
11  
1

TOTALS

RPI 1-25

RPI 26-50

W-L RECORDS

RPI 51-100

RPI 101-150

RPI 150+

2- 4

0- 0

1- 1

OVERALL

0- 2

0- 0

1- 1

1- 3

0- 0

0- 0

HOME

0- 2

0- 0

1- 1

1- 1

0- 0

1- 1

AWAY

0- 0

0- 0

0- 0

0- 0

0- 0

0- 0

NEUTRAL

0- 0

0- 0

0- 0

2- 4

0- 0

1- 1

NON-CONFERENCE

0- 2

0- 0

1- 1

1- 3

0- 0

0- 0

HOME

0- 2

0- 0

1- 1

1- 1

0- 0

1- 1

AWAY

0- 0

0- 0

0- 0

0- 0

0- 0

0- 0

NEUTRAL

0- 0

0- 0

0- 0

0- 0

0- 0

0- 0

CONFERENCE

0- 0

0- 0

0- 0

0- 0

0- 0

0- 0

HOME

0- 0

0- 0

0- 0

0- 0

0- 0

0- 0

AWAY

0- 0

0- 0

0- 0

0- 0

0- 0

0- 0

NEUTRAL

0- 0

0- 0

0- 0

RPI 1-25

RPI 26-50

RPI 51-100

RPI 101+

Team's RPI: 148

RPI S Opponent Score

RPI S Opponent Score

RPI S Opponent Score

RPI S Opponent Score

33 A Kentucky 51 63

59 H Central Mich. 61 74

229 H Saint Louis 65 67

36 A Old Dominion 73 67

98 H Mississippi St. 44 72

319 H N. C. A&amp;T 67 57

LAST 12 Division I GAMES:

98 H Mississippi St. 44 72

229 H Saint Louis 65 67

59 H Central Mich. 61 74

319 H N. C. A&amp;T 67 57

36 A Old Dominion 73 67

33 A Kentucky 51 63

Virginia



Average RPI	Win:	206	WON-LOST	WINNING	LAST 10	STRENGTH OF	OPP. STRENGTH	TEAM	ADJ.	CONF.	ADJ CONF.
Average RPI	Loss:	0	RECORD	PCT. RANK	GAMES	SCHEDULE	OF SCHEDULE	RPI	RPI	RPI	RPI
DIV. I ONLY		7- 0		1	1- 0	273	95	77	77	1	1
DIV. I NON-CONF.		7- 0		1	1- 0	273	95	77	77	1	1
-----											
TOTALS	RPI 1-25		RPI 26-50		W-L RECORDS	RPI 51-100		RPI 101-150		RPI 150+	
7- 0	0- 0		1- 0		OVERALL	1- 0		1- 0		4- 0	
4- 0	0- 0		1- 0		HOME	0- 0		1- 0		2- 0	
1- 0	0- 0		0- 0		AWAY	0- 0		0- 0		1- 0	
2- 0	0- 0		0- 0		NEUTRAL	1- 0		0- 0		1- 0	
7- 0	0- 0		1- 0		NON-CONFERENCE	1- 0		1- 0		4- 0	
4- 0	0- 0		1- 0		HOME	0- 0		1- 0		2- 0	
1- 0	0- 0		0- 0		AWAY	0- 0		0- 0		1- 0	
2- 0	0- 0		0- 0		NEUTRAL	1- 0		0- 0		1- 0	
0- 0	0- 0		0- 0		CONFERENCE	0- 0		0- 0		0- 0	
0- 0	0- 0		0- 0		HOME	0- 0		0- 0		0- 0	
0- 0	0- 0		0- 0		AWAY	0- 0		0- 0		0- 0	
0- 0	0- 0		0- 0		NEUTRAL	0- 0		0- 0		0- 0	

RPI	S	Opponent	Score	RPI	S	Opponent	Score	RPI	S	Opponent	Score	RPI	S	Opponent	Score
				43	H	Chattanooga	74 59					138	H	Monmouth	82 49
								100	N	Villanova	61 59	240	H	Ga. Southern	78 49
												302	A	Liberty	72 61
												308	N	Richmond	85 57
												310	H	USC Upstate	96 45
-----															
LAST 12 Division I GAMES:															
				308	N	Richmond	85 57					240	H	Ga. Southern	78 49
				100	N	Villanova	61 59					310	H	USC Upstate	96 45
				43	H	Chattanooga	74 59								
				138	H	Monmouth	82 49								
				302	A	Liberty	72 61								

Non-Div I Games:

Virginia Tech



Average RPI Win: 347  
 Average RPI Loss: 208

WON-LOST  
RECORD

WINNING  
PCT. RANK

LAST 10  
GAMES

STRENGTH OF  
SCHEDULE

OPP. STRENGTH  
OF SCHEDULE

TEAM  
RPI

ADJ.  
RPI

CONF.  
RPI

ADJ CONF.  
RPI

DIV. I ONLY	1- 5	291	0- 1	296	281	323	323	31	31
DIV. I NON-CONF.	1- 5	291	0- 1	296	281	323	323	31	31
<hr/>									
TOTALS	RPI 1-25	RPI 26-50	W-L RECORDS	RPI 51-100	RPI 101-150	RPI 150+			
1- 5	0- 0	0- 0	OVERALL	0- 1	0- 1	1- 3			
0- 1	0- 0	0- 0	HOME	0- 0	0- 0	0- 1			
1- 3	0- 0	0- 0	AWAY	0- 1	0- 1	1- 1			
0- 1	0- 0	0- 0	NEUTRAL	0- 0	0- 0	0- 1			
1- 5	0- 0	0- 0	NON-CONFERENCE	0- 1	0- 1	1- 3			
0- 1	0- 0	0- 0	HOME	0- 0	0- 0	0- 1			
1- 3	0- 0	0- 0	AWAY	0- 1	0- 1	1- 1			
0- 1	0- 0	0- 0	NEUTRAL	0- 0	0- 0	0- 1			
0- 0	0- 0	0- 0	CONFERENCE	0- 0	0- 0	0- 0			
0- 0	0- 0	0- 0	HOME	0- 0	0- 0	0- 0			
0- 0	0- 0	0- 0	AWAY	0- 0	0- 0	0- 0			
0- 0	0- 0	0- 0	NEUTRAL	0- 0	0- 0	0- 0			

RPI 1-25				RPI 26-50				RPI 51-100				RPI 101+				Team's RPI: 323
RPI	S	Opponent	Score	RPI	S	Opponent	Score	RPI	S	Opponent	Score	RPI	S	Opponent	Score	
								74	A	Fordham	59 80	145	A	Seton Hall	40 95	
												243	N	Siena	71 74	
												266	H	Lafayette	43 66	
												312	A	Vermont	54 56	
												347	A	Longwood	86 60	
<hr/>																
LAST 12 Division I GAMES:																
				74	A	Fordham	59 80	243	N	Siena	71 74					
				145	A	Seton Hall	40 95	312	A	Vermont	54 56					
								266	H	Lafayette	43 66					
								347	A	Longwood	86 60					

Non-Div I Games:

Wagner



Average RPI	Win: 229	WON-LOST	WINNING	LAST 10	STRENGTH OF	OPP. STRENGTH	TEAM	ADJ.	CONF.	ADJ CONF.
Average RPI	Loss: 93	RECORD	PCT. RANK	GAMES	SCHEDULE	OF SCHEDULE	RPI	RPI	RPI	RPI
DIV. I ONLY	3- 3	153	0- 1	53	258	132	132	1	1	
DIV. I NON-CONF.	3- 3	153	0- 1	53	258	132	132	1	1	
-----										
TOTALS	RPI 1-25	RPI 26-50	W-L RECORDS	RPI 51-100	RPI 101-150	RPI 150+				
3- 3	0- 0	0- 0	OVERALL	0- 2	0- 1	3- 0				
3- 1	0- 0	0- 0	HOME	0- 1	0- 0	3- 0				
0- 2	0- 0	0- 0	AWAY	0- 1	0- 1	0- 0				
0- 0	0- 0	0- 0	NEUTRAL	0- 0	0- 0	0- 0				
3- 3	0- 0	0- 0	NON-CONFERENCE	0- 2	0- 1	3- 0				
3- 1	0- 0	0- 0	HOME	0- 1	0- 0	3- 0				
0- 2	0- 0	0- 0	AWAY	0- 1	0- 1	0- 0				
0- 0	0- 0	0- 0	NEUTRAL	0- 0	0- 0	0- 0				
0- 0	0- 0	0- 0	CONFERENCE	0- 0	0- 0	0- 0				
0- 0	0- 0	0- 0	HOME	0- 0	0- 0	0- 0				
0- 0	0- 0	0- 0	AWAY	0- 0	0- 0	0- 0				
0- 0	0- 0	0- 0	NEUTRAL	0- 0	0- 0	0- 0				

RPI 1-25				RPI 26-50				RPI 51-100				RPI 101+ Team's RPI: 132			
RPI	S	Opponent	Score	RPI	S	Opponent	Score	RPI	S	Opponent	Score	RPI	S	Opponent	Score
								81	H	Xavier	50 62	110	A	VCU	40 53
								88	A	East Carolina	61 70	163	H	Towson	60 53
												215	H	Mercer	69 54
												308	H	Richmond	62 48
-----															
LAST 12 Division I GAMES:															
				88	A	East Carolina	61 70	215	H	Mercer	69 54				
				81	H	Xavier	50 62	163	H	Towson	60 53				
				110	A	VCU	40 53								
				308	H	Richmond	62 48								

Non-Div I Games:

Wake Forest



Average RPI	Win:	146	WON-LOST	WINNING	LAST 10	STRENGTH OF	OPP. STRENGTH	TEAM	ADJ.	CONF.	ADJ CONF.
Average RPI	Loss:	50	RECORD	PCT. RANK	GAMES	SCHEDULE	OF SCHEDULE	RPI	RPI	RPI	RPI
DIV. I ONLY		3- 3		153	0- 1	54	72	86	86	2	2
DIV. I NON-CONF.		3- 3		153	0- 1	54	72	86	86	2	2
-----											
TOTALS	RPI 1-25		RPI 26-50		W-L RECORDS	RPI 51-100		RPI 101-150		RPI 150+	
3- 3	0- 0		0- 2		OVERALL	1- 1		1- 0		1- 0	
2- 0	0- 0		0- 0		HOME	1- 0		0- 0		1- 0	
0- 1	0- 0		0- 1		AWAY	0- 0		0- 0		0- 0	
1- 2	0- 0		0- 1		NEUTRAL	0- 1		1- 0		0- 0	
3- 3	0- 0		0- 2		NON-CONFERENCE	1- 1		1- 0		1- 0	
2- 0	0- 0		0- 0		HOME	1- 0		0- 0		1- 0	
0- 1	0- 0		0- 1		AWAY	0- 0		0- 0		0- 0	
1- 2	0- 0		0- 1		NEUTRAL	0- 1		1- 0		0- 0	
0- 0	0- 0		0- 0		CONFERENCE	0- 0		0- 0		0- 0	
0- 0	0- 0		0- 0		HOME	0- 0		0- 0		0- 0	
0- 0	0- 0		0- 0		AWAY	0- 0		0- 0		0- 0	
0- 0	0- 0		0- 0		NEUTRAL	0- 0		0- 0		0- 0	

RPI 1-25				RPI 26-50				RPI 51-100				RPI 101+			
RPI	S	Opponent	Score	RPI	S	Opponent	Score	RPI	S	Opponent	Score	RPI	S	Opponent	Score
				32	A	Tulane	51 63	74	N	Fordham	57 65	127	N	Duke	71 64
				44	N	Michigan	73 80	90	H	Northern Ariz.	81 59	222	H	Cal St. Fullerton	83 74
LAST 12 Division I GAMES:															
				90	H	Northern Ariz.	81 59	44	N	Michigan	73 80				
				222	H	Cal St. Fullerton	83 74	74	N	Fordham	57 65				
								127	N	Duke	71 64				
								32	A	Tulane	51 63				

Non-Div I Games:

Washington



Average RPI	Win: 231	WON-LOST	WINNING	LAST 10	STRENGTH OF	OPP. STRENGTH	TEAM	ADJ.	CONF.	ADJ CONF.
Average RPI	Loss: 111	RECORD	PCT. RANK	GAMES	SCHEDULE	OF SCHEDULE	RPI	RPI	RPI	RPI
DIV. I ONLY	2- 4	214	1- 0	314	30	303	303	2	2	
DIV. I NON-CONF.	2- 4	214	1- 0	314	30	303	303	2	2	
-----										
TOTALS	RPI 1-25	RPI 26-50	W-L RECORDS	RPI 51-100	RPI 101-150	RPI 150+				
2- 4	0- 0	0- 0	OVERALL	0- 2	0- 1	2- 1				
1- 3	0- 0	0- 0	HOME	0- 2	0- 1	1- 0				
0- 1	0- 0	0- 0	AWAY	0- 0	0- 0	0- 1				
1- 0	0- 0	0- 0	NEUTRAL	0- 0	0- 0	1- 0				
2- 4	0- 0	0- 0	NON-CONFERENCE	0- 2	0- 1	2- 1				
1- 3	0- 0	0- 0	HOME	0- 2	0- 1	1- 0				
0- 1	0- 0	0- 0	AWAY	0- 0	0- 0	0- 1				
1- 0	0- 0	0- 0	NEUTRAL	0- 0	0- 0	1- 0				
0- 0	0- 0	0- 0	CONFERENCE	0- 0	0- 0	0- 0				
0- 0	0- 0	0- 0	HOME	0- 0	0- 0	0- 0				
0- 0	0- 0	0- 0	AWAY	0- 0	0- 0	0- 0				
0- 0	0- 0	0- 0	NEUTRAL	0- 0	0- 0	0- 0				

RPI 1-25				RPI 26-50				RPI 51-100				RPI 101+ Team's RPI: 303					
RPI	S	Opponent	Score	RPI	S	Opponent	Score	RPI	S	Opponent	Score	RPI	S	Opponent	Score		
								62	H	Utah St.	61	72	107	H	UC Davis	62	75
								79	H	Saint Mary's (CA)	64	70	179	H	Nebraska	87	84
													197	A	CSUN	52	65
													282	N	Jacksonville St.	64	51
LAST 12 Division I GAMES:																	
				282	N	Jacksonville St.	64	51	79	H	Saint Mary's (CA)	64	70				
				197	A	CSUN	52	65	62	H	Utah St.	61	72				
				107	H	UC Davis	62	75									
				179	H	Nebraska	87	84									

Non-Div I Games:

Washington St.



W  
e  
b  
e  
r  
s  
t  
.

W  
e  
b  
e  
r  
s  
t  
.

Non-Div I Games:	La Verne	105	43
------------------	----------	-----	----



Average RPI Win: 248

Average RPI Loss: 91

WON-LOST  
RECORDWINNING  
PCT. RANKLAST 10  
GAMESSTRENGTH OF  
SCHEDULEOPP. STRENGTH  
OF SCHEDULETEAM  
RPIADJ.  
RPICONF.  
RPIADJ CONF.  
RPIDIV. I ONLY  
DIV. I NON-CONF.4- 1  
4- 156  
561- 0  
1- 0339  
33954  
54220  
220220  
2205  
55  
5

TOTALS

RPI 1-25

RPI 26-50

W-L RECORDS

RPI 51-100

RPI 101-150

RPI 150+

4- 1  
3- 0  
0- 0  
1- 10- 0  
0- 0  
0- 0  
0- 00- 0  
0- 0  
0- 0  
0- 0OVERALL  
HOME  
AWAY  
NEUTRAL0- 1  
0- 0  
0- 0  
0- 10- 0  
0- 0  
0- 0  
0- 04- 0  
3- 0  
0- 0  
1- 04- 1  
3- 0  
0- 0  
1- 10- 0  
0- 0  
0- 0  
0- 00- 0  
0- 0  
0- 0  
0- 0NON-CONFERENCE  
HOME  
AWAY  
NEUTRAL0- 1  
0- 0  
0- 0  
0- 10- 0  
0- 0  
0- 0  
0- 04- 0  
3- 0  
0- 0  
1- 00- 0  
0- 0  
0- 0  
0- 00- 0  
0- 0  
0- 0  
0- 00- 0  
0- 0  
0- 0  
0- 0CONFERENCE  
HOME  
AWAY  
NEUTRAL0- 0  
0- 0  
0- 0  
0- 00- 0  
0- 0  
0- 0  
0- 00- 0  
0- 0  
0- 0  
0- 0

RPI 1-25

RPI 26-50

RPI 51-100

RPI 101+

Team's RPI: 220

RPI S Opponent Score

RPI S Opponent Score

RPI S Opponent Score

RPI S Opponent Score

91 N Iowa 81 84

174 H Coppin St. 78 37

228 N Eastern Ky. 81 39

252 H Bryant 94 48

336 H NJIT 95 50

LAST 12 Division I GAMES:

228 N Eastern Ky. 81 39  
91 N Iowa 81 84  
252 H Bryant 94 48  
336 H NJIT 95 50  
174 H Coppin St. 78 37

Non-Div I Games:

West Virginia



Average RPI Win:	0	WON-LOST	WINNING	LAST 10	STRENGTH OF	OPP. STRENGTH	TEAM	ADJ.	CONF.	ADJ CONF.
Average RPI Loss:	172	RECORD	PCT. RANK	GAMES	SCHEDULE	OF SCHEDULE	RPI	RPI	RPI	RPI
DIV. I ONLY	0- 7	310	0- 1	69	330	279	279	24	24	
DIV. I NON-CONF.	0- 7	310	0- 1	69	330	279	279	24	24	
-----										
TOTALS	RPI 1-25	RPI 26-50	W-L RECORDS	RPI 51-100	RPI 101-150	RPI 150+				
0- 7	0- 0	0- 0	OVERALL	0- 0	0- 3	0- 4				
0- 2	0- 0	0- 0	HOME	0- 0	0- 0	0- 2				
0- 5	0- 0	0- 0	AWAY	0- 0	0- 3	0- 2				
0- 0	0- 0	0- 0	NEUTRAL	0- 0	0- 0	0- 0				
0- 7	0- 0	0- 0	NON-CONFERENCE	0- 0	0- 3	0- 4				
0- 2	0- 0	0- 0	HOME	0- 0	0- 0	0- 2				
0- 5	0- 0	0- 0	AWAY	0- 0	0- 3	0- 2				
0- 0	0- 0	0- 0	NEUTRAL	0- 0	0- 0	0- 0				
0- 0	0- 0	0- 0	CONFERENCE	0- 0	0- 0	0- 0				
0- 0	0- 0	0- 0	HOME	0- 0	0- 0	0- 0				
0- 0	0- 0	0- 0	AWAY	0- 0	0- 0	0- 0				
0- 0	0- 0	0- 0	NEUTRAL	0- 0	0- 0	0- 0				

RPI 1-25				RPI 26-50				RPI 51-100				RPI 101+ Team's RPI: 279			
RPI	S	Opponent	Score	RPI	S	Opponent	Score	RPI	S	Opponent	Score	RPI	S	Opponent	Score
												105	A	UNC Asheville	49 74
												114	A	Georgia Tech	49 84
												146	A	Tennessee Tech	58 77
												156	H	Campbell	37 63
												159	H	North Ala.	66 89
												186	A	Coastal Caro.	59 77
												336	A	NJIT	71 79
-----															
LAST 12 Division I GAMES:															
				159	H	North Ala.	66 89	336	A	NJIT	71 79				
								146	A	Tennessee Tech	58 77				
								105	A	UNC Asheville	49 74				
								114	A	Georgia Tech	49 84				
								156	H	Campbell	37 63				
								186	A	Coastal Caro.	59 77				

Non-Div I Games: Young Harris 63 54

Western Caro.



Average RPI	Win:	0	WON-LOST	WINNING	LAST 10	STRENGTH OF	OPP. STRENGTH	TEAM	ADJ.	CONF.	ADJ CONF.
Average RPI	Loss:	80	RECORD	PCT. RANK	GAMES	SCHEDULE	OF SCHEDULE	RPI	RPI	RPI	RPI
DIV. I ONLY		0- 5		310	0- 1	32	74	203	203	19	19
DIV. I NON-CONF.		0- 5		310	0- 1	32	74	203	203	19	19
<hr/>											
TOTALS	RPI 1-25		RPI 26-50		W-L RECORDS	RPI 51-100		RPI 101-150		RPI 150+	
0- 5	0- 1		0- 1		OVERALL	0- 1		0- 1		0- 1	
0- 2	0- 1		0- 0		HOME	0- 1		0- 0		0- 0	
0- 3	0- 0		0- 1		AWAY	0- 0		0- 1		0- 1	
0- 0	0- 0		0- 0		NEUTRAL	0- 0		0- 0		0- 0	
0- 5	0- 1		0- 1		NON-CONFERENCE	0- 1		0- 1		0- 1	
0- 2	0- 1		0- 0		HOME	0- 1		0- 0		0- 0	
0- 3	0- 0		0- 1		AWAY	0- 0		0- 1		0- 1	
0- 0	0- 0		0- 0		NEUTRAL	0- 0		0- 0		0- 0	
0- 0	0- 0		0- 0		CONFERENCE	0- 0		0- 0		0- 0	
0- 0	0- 0		0- 0		HOME	0- 0		0- 0		0- 0	
0- 0	0- 0		0- 0		AWAY	0- 0		0- 0		0- 0	
0- 0	0- 0		0- 0		NEUTRAL	0- 0		0- 0		0- 0	

RPI 1-25				RPI 26-50				RPI 51-100				RPI 101+ Team's RPI: 203			
RPI	S	Opponent	Score	RPI	S	Opponent	Score	RPI	S	Opponent	Score	RPI	S	Opponent	Score
18	H	Drake	71 98	26	A	Butler	51 92	70	H	Missouri	64 89	112	A	Purdue	60 81
												175	A	Southeast Mo. St.	71 81
<hr/>															
LAST 12 Division I GAMES:															
				175	A	Southeast Mo. St.	71 81								
				26	A	Butler	51 92								
				112	A	Purdue	60 81								
				18	H	Drake	71 98								
				70	H	Missouri	64 89								

Non-Div I Games: MacMurray 136 39

Western III.



Average RPI Win: 264

Average RPI Loss: 84

WON-LOST  
RECORDWINNING  
PCT. RANKLAST 10  
GAMESSTRENGTH OF  
SCHEDULEOPP. STRENGTH  
OF SCHEDULETEAM  
RPIADJ.  
RPICONF.  
RPIADJ CONF.  
RPIDIV. I ONLY  
DIV. I NON-CONF.2- 6  
2- 6249  
2490- 1  
0- 164  
64177  
177187  
187187  
18716  
1616  
16

TOTALS

RPI 1-25

RPI 26-50

W-L RECORDS

RPI 51-100

RPI 101-150

RPI 150+

2- 6 0- 1  
1- 2 0- 1  
0- 2 0- 0  
1- 2 0- 00- 0  
0- 0  
0- 0  
0- 0OVERALL  
HOME  
AWAY  
NEUTRAL0- 4  
0- 1  
0- 1  
0- 20- 0  
0- 0  
0- 0  
0- 02- 1  
1- 0  
0- 1  
1- 02- 6 0- 1  
1- 2 0- 1  
0- 2 0- 0  
1- 2 0- 00- 0  
0- 0  
0- 0  
0- 0NON-CONFERENCE  
HOME  
AWAY  
NEUTRAL0- 4  
0- 1  
0- 1  
0- 20- 0  
0- 0  
0- 0  
0- 02- 1  
1- 0  
0- 1  
1- 00- 0 0- 0  
0- 0 0- 0  
0- 0 0- 0  
0- 0 0- 00- 0  
0- 0  
0- 0  
0- 0CONFERENCE  
HOME  
AWAY  
NEUTRAL0- 0  
0- 0  
0- 0  
0- 00- 0  
0- 0  
0- 0  
0- 00- 0  
0- 0  
0- 0  
0- 0

RPI 1-25

RPI S Opponent Score  
6 H Louisville 80 102

RPI 26-50

RPI S Opponent Score

RPI 51-100

RPI S Opponent Score  
59 A Central Mich. 90 108  
64 N Oregon St. 60 74  
72 N Gonzaga 55 76  
91 H Iowa 67 104

RPI 101+

Team's RPI: 187

RPI S Opponent Score  
210 A Oklahoma 83 90  
257 H Southern Ill. 83 76  
270 N ETSU 82 68

LAST 12 Division I GAMES:

72 N Gonzaga 55 76  
6 H Louisville 80 102  
270 N ETSU 82 68  
64 N Oregon St. 60 74  
257 H Southern Ill. 83 76  
59 A Central Mich. 90 108  
91 H Iowa 67 104  
210 A Oklahoma 83 90

Western Ky.

Western Ky.

Non-Div I Games:

Western Ky.

Loss, Non-Conf, S Site, H Home A Away N Neutral



Average RPI	Win:	318	WON-LOST	WINNING	LAST 10	STRENGTH OF	OPP. STRENGTH	TEAM	ADJ.	CONF.	ADJ CONF.
Average RPI	Loss:	87	RECORD	PCT. RANK	GAMES	SCHEDULE	OF SCHEDULE	RPI	RPI	RPI	RPI
DIV. I ONLY		1- 3		249	0- 1	202	103	283	283	11	11
DIV. I NON-CONF.		1- 3		249	0- 1	202	103	283	283	11	11
-----											
TOTALS	RPI 1-25		RPI 26-50		W-L RECORDS	RPI 51-100		RPI 101-150		RPI 150+	
1- 3	0- 0		0- 1		OVERALL	0- 1		0- 0		1- 1	
1- 2	0- 0		0- 1		HOME	0- 1		0- 0		1- 0	
0- 1	0- 0		0- 0		AWAY	0- 0		0- 0		0- 1	
0- 0	0- 0		0- 0		NEUTRAL	0- 0		0- 0		0- 0	
1- 3	0- 0		0- 1		NON-CONFERENCE	0- 1		0- 0		1- 1	
1- 2	0- 0		0- 1		HOME	0- 1		0- 0		1- 0	
0- 1	0- 0		0- 0		AWAY	0- 0		0- 0		0- 1	
0- 0	0- 0		0- 0		NEUTRAL	0- 0		0- 0		0- 0	
0- 0	0- 0		0- 0		CONFERENCE	0- 0		0- 0		0- 0	
0- 0	0- 0		0- 0		HOME	0- 0		0- 0		0- 0	
0- 0	0- 0		0- 0		AWAY	0- 0		0- 0		0- 0	
0- 0	0- 0		0- 0		NEUTRAL	0- 0		0- 0		0- 0	

RPI 1-25				RPI 26-50				RPI 51-100				RPI 101+ Team's RPI: 283			
RPI	S	Opponent	Score	RPI	S	Opponent	Score	RPI	S	Opponent	Score	RPI	S	Opponent	Score
				44	H	Michigan	42 79	63	H	New Mexico St.	54 66	155	A	Ole Miss	66 69
												318	H	Purdue Fort Wayne	69 61
LAST 12 Division I GAMES:															
				155	A	Ole Miss	66 69								
				44	H	Michigan	42 79								
				63	H	New Mexico St.	54 66								
				318	H	Purdue Fort Wayne	69 61								

Non-Div I Games:

Western Mich.



Average RPI	Win: 152	WON-LOST	WINNING	LAST 10	STRENGTH OF	OPP. STRENGTH	TEAM	ADJ.	CONF.	ADJ CONF.
Average RPI	Loss: 92	RECORD	PCT. RANK	GAMES	SCHEDULE	OF SCHEDULE	RPI	RPI	RPI	RPI
DIV. I ONLY	5- 1	43	1- 0	294	13	139	139	8	8	
DIV. I NON-CONF.	5- 1	43	1- 0	294	13	139	139	8	8	
-----										
TOTALS	RPI 1-25	RPI 26-50	W-L RECORDS	RPI 51-100	RPI 101-150	RPI 150+				
5- 1	0- 0	0- 0	OVERALL	1- 1	1- 0	3- 0				
5- 0	0- 0	0- 0	HOME	1- 0	1- 0	3- 0				
0- 0	0- 0	0- 0	AWAY	0- 0	0- 0	0- 0				
0- 1	0- 0	0- 0	NEUTRAL	0- 1	0- 0	0- 0				
5- 1	0- 0	0- 0	NON-CONFERENCE	1- 1	1- 0	3- 0				
5- 0	0- 0	0- 0	HOME	1- 0	1- 0	3- 0				
0- 0	0- 0	0- 0	AWAY	0- 0	0- 0	0- 0				
0- 1	0- 0	0- 0	NEUTRAL	0- 1	0- 0	0- 0				
0- 0	0- 0	0- 0	CONFERENCE	0- 0	0- 0	0- 0				
0- 0	0- 0	0- 0	HOME	0- 0	0- 0	0- 0				
0- 0	0- 0	0- 0	AWAY	0- 0	0- 0	0- 0				
0- 0	0- 0	0- 0	NEUTRAL	0- 0	0- 0	0- 0				

RPI 1-25				RPI 26-50				RPI 51-100				RPI 101+ Team's RPI: 139			
RPI	S	Opponent	Score	RPI	S	Opponent	Score	RPI	S	Opponent	Score	RPI	S	Opponent	Score
								71	H	Sam Houston St.	63 55	131	H	Ark. -Pine Bluff	76 39
								92	N	South Dakota	64 73	158	H	Louisiana Tech	70 56
												198	H	Houston Baptist	68 50
												200	H	Missouri St.	63 60
-----															
LAST 12 Division I GAMES:															
				158	H	Louisiana Tech	70 56	92	N	South Dakota	64 73				
								198	H	Houston Baptist	68 50				
								71	H	Sam Houston St.	63 55				
								200	H	Missouri St.	63 60				
								131	H	Ark. -Pine Bluff	76 39				

Non-Div I Games:

Wichita St.



Average RPI Win:	320	WON-LOST	WINNING	LAST 10	STRENGTH OF	OPP. STRENGTH	TEAM	ADJ.	CONF.	ADJ CONF.
Average RPI Loss:	167	RECORD	PCT. RANK	GAMES	SCHEDULE	OF SCHEDULE	RPI	RPI	RPI	RPI

DIV. I ONLY	2- 2	153	0- 1	239	303	237	237	13	13
DIV. I NON-CONF.	2- 2	153	0- 1	239	303	237	237	13	13
TOTALS	RPI 1-25	RPI 26-50	W-L RECORDS	RPI 51-100	RPI 101-150	RPI 150+			
2- 2	0- 0	0- 0	OVERALL	0- 0	0- 1	2- 1			
1- 1	0- 0	0- 0	HOME	0- 0	0- 1	1- 0			
1- 1	0- 0	0- 0	AWAY	0- 0	0- 0	1- 1			
0- 0	0- 0	0- 0	NEUTRAL	0- 0	0- 0	0- 0			
2- 2	0- 0	0- 0	NON-CONFERENCE	0- 0	0- 1	2- 1			
1- 1	0- 0	0- 0	HOME	0- 0	0- 1	1- 0			
1- 1	0- 0	0- 0	AWAY	0- 0	0- 0	1- 1			
0- 0	0- 0	0- 0	NEUTRAL	0- 0	0- 0	0- 0			
0- 0	0- 0	0- 0	CONFERENCE	0- 0	0- 0	0- 0			
0- 0	0- 0	0- 0	HOME	0- 0	0- 0	0- 0			
0- 0	0- 0	0- 0	AWAY	0- 0	0- 0	0- 0			
0- 0	0- 0	0- 0	NEUTRAL	0- 0	0- 0	0- 0			

RPI 1-25	RPI 26-50	RPI 51-100	RPI 101+	Team's RPI: 237
RPI S Opponent Score	RPI S Opponent Score	RPI S Opponent Score	RPI S Opponent Score	
			110 H VCU 55 72	
			224 A Davi dson 65 76	
			315 H Howard 88 75	
			324 A Loyol a Maryl and 65 49	
LAST 12 Division I GAMES:				
			224 A Davi dson 65 76	
			315 H Howard 88 75	
			110 H VCU 55 72	

Non-Div I Games:

William & Mary



Through Games Of Nov. 20, 2018																			
Average RPI Win: 349		WON-LOST		WINNING		LAST 10		STRENGTH OF		OPP. STRENGTH		TEAM		ADJ.		CONF.		ADJ CONF.	
Average RPI Loss: 180		RECORD		PCT. RANK		GAMES		SCHEDULE		OF SCHEDULE		RPI		RPI		RPI		RPI	
DIV. I ONLY		1- 4		271		0- 1		209		340		306		306		28		28	
DIV. I NON-CONF.		1- 4		271		0- 1		209		340		306		306		28		28	
-----																			
TOTALS		RPI 1-25		RPI 26-50		W-L RECORDS		RPI 51-100		RPI 101-150		RPI 150+							
1- 4		0- 0		0- 0		OVERALL		0- 0		0- 1		1- 3							
1- 0		0- 0		0- 0		HOME		0- 0		0- 0		1- 0							
0- 4		0- 0		0- 0		AWAY		0- 0		0- 1		0- 3							
0- 0		0- 0		0- 0		NEUTRAL		0- 0		0- 0		0- 0							
1- 4		0- 0		0- 0		NON-CONFERENCE		0- 0		0- 1		1- 3							
1- 0		0- 0		0- 0		HOME		0- 0		0- 0		1- 0							
0- 4		0- 0		0- 0		AWAY		0- 0		0- 1		0- 3							
0- 0		0- 0		0- 0		NEUTRAL		0- 0		0- 0		0- 0							
0- 0		0- 0		0- 0		CONFERENCE		0- 0		0- 0		0- 0							
0- 0		0- 0		0- 0		HOME		0- 0		0- 0		0- 0							
0- 0		0- 0		0- 0		AWAY		0- 0		0- 0		0- 0							
0- 0		0- 0		0- 0		NEUTRAL		0- 0		0- 0		0- 0							

RPI 1-25				RPI 26-50				RPI 51-100				RPI 101+				Team's RPI: 306
RPI	S	Opponent	Score	RPI	S	Opponent	Score	RPI	S	Opponent	Score	RPI	S	Opponent	Score	
												109	A	Wi sconsi n	41	76
												172	A	James Madi son	39	56
												206	A	Georgi a	39	85
												233	A	Woffford	53	70
												349	H	N. C. Central	66	41
-----																
LAST 12 Di vi si on I GAMES:																
				172	A	James Madi son	39	56	206	A	Georgi a	39	85			
				233	A	Woffford	53	70	109	A	Wi sconsi n	41	76			
				349	H	N. C. Central	66	41								

Non-Di v I Games: Newberry 63 67

Winthrop



W  
i  
s  
c  
o  
n  
s  
i  
n

Wisc. Stats				Through Games Of Nov. 26, 2018						
Average RPI	Win: 221	WON-LOST RECORD	WINNING PCT. RANK	LAST 10 GAMES	STRENGTH OF SCHEDULE	OPP. STRENGTH OF SCHEDULE	TEAM RPI	ADJ. RPI	CONF. RPI	ADJ CONF. RPI
Average RPI	Loss: 126									
DIV. I ONLY		6- 1	37	0- 1	238	139	109	109	6	6
DIV. I NON-CONF.		6- 1	37	0- 1	238	139	109	109	6	6
-----										
TOTALS		RPI 1-25	RPI 26-50		W-L RECORDS		RPI 51-100	RPI 101-150	RPI 150+	
6- 1		1- 0	0- 0		OVERALL		0- 0	0- 1	5- 0	
3- 0		1- 0	0- 0		HOME		0- 0	0- 0	2- 0	
1- 0		0- 0	0- 0		AWAY		0- 0	0- 0	1- 0	
2- 1		0- 0	0- 0		NEUTRAL		0- 0	0- 1	2- 0	
6- 1		1- 0	0- 0		NON-CONFERENCE		0- 0	0- 1	5- 0	
3- 0		1- 0	0- 0		HOME		0- 0	0- 0	2- 0	
1- 0		0- 0	0- 0		AWAY		0- 0	0- 0	1- 0	
2- 1		0- 0	0- 0		NEUTRAL		0- 0	0- 1	2- 0	
0- 0		0- 0	0- 0		CONFERENCE		0- 0	0- 0	0- 0	
0- 0		0- 0	0- 0		HOME		0- 0	0- 0	0- 0	
0- 0		0- 0	0- 0		AWAY		0- 0	0- 0	0- 0	
0- 0		0- 0	0- 0		NEUTRAL		0- 0	0- 0	0- 0	

W  
i  
s  
c  
o  
n  
s  
i  
n

RPI 1-25				RPI 26-50				RPI 51-100				RPI 101+				Team's RPI: 109	
RPI	S	Opponent	Score	RPI	S	Opponent	Score	RPI	S	Opponent	Score	RPI	S	Opponent	Score		
15	H	IUPUI	65 64									126	N	Arkansas	68	69	
												151	A	Milwaukee	68	57	
												194	N	Pittsburgh	57	42	
												306	H	Winthrop	76	41	
												325	N	Tennessee St.	58	53	
												334	H	North Dakota St.	64	53	
LAST 12 Division I GAMES:																	
				334	H	North Dakota St.	64 53	126	N	Arkansas	68	69					
				151	A	Milwaukee	68 57	325	N	Tennessee St.	58	53					
				306	H	Winthrop	76 41	194	N	Pittsburgh	57	42					
								15	H	IUPUI	65	64					

Non-Div I Games:

Wisconsin



Average RPI Win:	286	WON-LOST	WINNING	LAST 10	STRENGTH OF	OPP. STRENGTH	TEAM	ADJ.	CONF.	ADJ CONF.
Average RPI Loss:	133	RECORD	PCT. RANK	GAMES	SCHEDULE	OF SCHEDULE	RPI	RPI	RPI	RPI
DIV. I ONLY	3- 4	186	0- 1	282	111	233	233	24	24	
DIV. I NON-CONF.	3- 4	186	0- 1	282	111	233	233	24	24	
-----										
TOTALS	RPI 1-25	RPI 26-50	W-L RECORDS	RPI 51-100	RPI 101-150	RPI 150+				
3- 4	0- 0	0- 1	OVERALL	0- 0	0- 2	3- 1				
2- 0	0- 0	0- 0	HOME	0- 0	0- 0	2- 0				
1- 4	0- 0	0- 1	AWAY	0- 0	0- 2	1- 1				
0- 0	0- 0	0- 0	NEUTRAL	0- 0	0- 0	0- 0				
3- 4	0- 0	0- 1	NON-CONFERENCE	0- 0	0- 2	3- 1				
2- 0	0- 0	0- 0	HOME	0- 0	0- 0	2- 0				
1- 4	0- 0	0- 1	AWAY	0- 0	0- 2	1- 1				
0- 0	0- 0	0- 0	NEUTRAL	0- 0	0- 0	0- 0				
0- 0	0- 0	0- 0	CONFERENCE	0- 0	0- 0	0- 0				
0- 0	0- 0	0- 0	HOME	0- 0	0- 0	0- 0				
0- 0	0- 0	0- 0	AWAY	0- 0	0- 0	0- 0				
0- 0	0- 0	0- 0	NEUTRAL	0- 0	0- 0	0- 0				

RPI	S	Opponent	Score	RPI	S	Opponent	Score	RPI	S	Opponent	Score	RPI	S	Opponent	Score
45	A	Charlotte	63 85	105	A	UNC Asheville	46 60	122	A	Clemson	77 85	240	A	Ga. Southern	81 65
				260	A	Presbyterian	50 61	306	H	Winthrop	70 53	311	H	Col. of Charleston	78 58
-----															
LAST 12 Division I GAMES:															
105	A	UNC Asheville	46 60	260	A	Presbyterian	50 61	45	A	Charlotte	63 85	122	A	Clemson	77 85
306	H	Winthrop	70 53	240	A	Ga. Southern	81 65								
311	H	Col. of Charleston	78 58												

Non-Div I Games:

Wofford



Average RPI Win:	223	WON-LOST	WINNING	LAST 10	STRENGTH OF	OPP. STRENGTH	TEAM	ADJ.	CONF.	ADJ CONF.
Average RPI Loss:	119	RECORD	PCT. RANK	GAMES	SCHEDULE	OF SCHEDULE	RPI	RPI	RPI	RPI
DIV. I ONLY	4- 3	148	1- 0	151	192	134	134	12	12	
DIV. I NON-CONF.	4- 3	148	1- 0	151	192	134	134	12	12	
-----										
TOTALS	RPI 1-25	RPI 26-50	W-L RECORDS	RPI 51-100	RPI 101-150	RPI 150+				
4- 3	0- 1	0- 0	OVERALL	0- 1	1- 0	3- 1				
0- 1	0- 1	0- 0	HOME	0- 0	0- 0	0- 0				
1- 2	0- 0	0- 0	AWAY	0- 1	0- 0	1- 1				
3- 0	0- 0	0- 0	NEUTRAL	0- 0	1- 0	2- 0				
4- 3	0- 1	0- 0	NON-CONFERENCE	0- 1	1- 0	3- 1				
0- 1	0- 1	0- 0	HOME	0- 0	0- 0	0- 0				
1- 2	0- 0	0- 0	AWAY	0- 1	0- 0	1- 1				
3- 0	0- 0	0- 0	NEUTRAL	0- 0	1- 0	2- 0				
0- 0	0- 0	0- 0	CONFERENCE	0- 0	0- 0	0- 0				
0- 0	0- 0	0- 0	HOME	0- 0	0- 0	0- 0				
0- 0	0- 0	0- 0	AWAY	0- 0	0- 0	0- 0				
0- 0	0- 0	0- 0	NEUTRAL	0- 0	0- 0	0- 0				

RPI 1-25				RPI 26-50				RPI 51-100				RPI 101+				Team's RPI: 134
RPI	S	Opponent	Score	RPI	S	Opponent	Score	RPI	S	Opponent	Score	RPI	S	Opponent	Score	
19	H	Belmont	63 79					80	A	Michigan St.	68 84	137	N	Marist	76 60	
												219	A	UNLV	68 52	
												248	N	Hofstra	93 64	
												258	A	CSU Bakersfield	74 76	
												289	N	Stetson	57 44	
-----																
LAST 12 Division I GAMES:																
248	N	Hofstra	93 64	137	N	Marist	76 60									
80	A	Michigan St.	68 84	289	N	Stetson	57 44									
19	H	Belmont	63 79													
219	A	UNLV	68 52													
258	A	CSU Bakersfield	74 76													

Non-Div I Games:

Wright St.



Average RPI Loss: 65

DIV. I ONLY	1- 2	214	0- 1	162	82	173	173	10	10
DIV. I NON-CONF.	1- 2	214	0- 1	162	82	173	173	10	10
TOTALS	RPI 1-25	RPI 26-50	W-L RECORDS	RPI 51-100	RPI 101-150	RPI 150+			
1- 2	0- 0	0- 0	OVERALL	0- 2	0- 0	1- 0			
0- 0	0- 0	0- 0	HOME	0- 0	0- 0	0- 0			
0- 2	0- 0	0- 0	AWAY	0- 2	0- 0	0- 0			
1- 0	0- 0	0- 0	NEUTRAL	0- 0	0- 0	1- 0			
1- 2	0- 0	0- 0	NON-CONFERENCE	0- 2	0- 0	1- 0			
0- 0	0- 0	0- 0	HOME	0- 0	0- 0	0- 0			
0- 2	0- 0	0- 0	AWAY	0- 2	0- 0	0- 0			
1- 0	0- 0	0- 0	NEUTRAL	0- 0	0- 0	1- 0			
0- 0	0- 0	0- 0	CONFERENCE	0- 0	0- 0	0- 0			
0- 0	0- 0	0- 0	HOME	0- 0	0- 0	0- 0			
0- 0	0- 0	0- 0	AWAY	0- 0	0- 0	0- 0			
0- 0	0- 0	0- 0	NEUTRAL	0- 0	0- 0	0- 0			

RPI 1-25				RPI 26-50				RPI 51-100				RPI 101+ Team' s RPI: 173					
RPI	S	Opponent	Score	RPI	S	Opponent	Score	RPI	S	Opponent	Score	RPI	S	Opponent	Score		
								51	A	Paci fi c	64	70	284	N	North Texas	53	49
								79	A	Sai nt Mary' s (CA)	84	90					
LAST 12 Di vi si on I GAMES:																	
				51	A	Paci fi c	64	70	284	N	North Texas	53	49				
									79	A	Sai nt Mary' s (CA)	84	90				

Wyoming



Average RPI Win:	208	WON-LOST	WINNING	LAST 10	STRENGTH OF	OPP. STRENGTH	TEAM	ADJ.	CONF.	ADJ CONF.
Average RPI Loss:	49	RECORD	PCT. RANK	GAMES	SCHEDULE	OF SCHEDULE	RPI	RPI	RPI	RPI
DIV. I ONLY	4- 1	56	1- 0	114	146	81	81	7	7	
DIV. I NON-CONF.	4- 1	56	1- 0	114	146	81	81	7	7	
TOTALS	RPI 1-25	RPI 26-50	W-L RECORDS	RPI 51-100	RPI 101-150	RPI 150+				
4- 1	0- 0	0- 1	OVERALL	0- 0	2- 0	2- 0				
3- 1	0- 0	0- 1	HOME	0- 0	1- 0	2- 0				
1- 0	0- 0	0- 0	AWAY	0- 0	1- 0	0- 0				
0- 0	0- 0	0- 0	NEUTRAL	0- 0	0- 0	0- 0				
4- 1	0- 0	0- 1	NON-CONFERENCE	0- 0	2- 0	2- 0				
3- 1	0- 0	0- 1	HOME	0- 0	1- 0	2- 0				
1- 0	0- 0	0- 0	AWAY	0- 0	1- 0	0- 0				
0- 0	0- 0	0- 0	NEUTRAL	0- 0	0- 0	0- 0				
0- 0	0- 0	0- 0	CONFERENCE	0- 0	0- 0	0- 0				
0- 0	0- 0	0- 0	HOME	0- 0	0- 0	0- 0				
0- 0	0- 0	0- 0	AWAY	0- 0	0- 0	0- 0				
0- 0	0- 0	0- 0	NEUTRAL	0- 0	0- 0	0- 0				

RPI 1-25	RPI 26-50	RPI 51-100	Team's RPI: 81	RPI 101+
RPI S Opponent Score	RPI S Opponent Score	RPI S Opponent Score		RPI S Opponent Score
	49 H Minnesota 53 78			132 A Wake Forest 62 50
				146 H Tennessee Tech 70 60
				245 H Fairfield 48 35
				307 H Chicago St. 91 57
LAST 12 Division I GAMES:				
	307 H Chicago St. 91 57	132 A Wake Forest 62 50		
		245 H Fairfield 48 35		
		49 H Minnesota 53 78		
		146 H Tennessee Tech 70 60		

Non-Div I Games:

Xavier



Average RPI Win:	260	WON-LOST	WINNING	LAST 10	STRENGTH OF	OPP. STRENGTH	TEAM	ADJ.	CONF.	ADJ CONF.
Average RPI Loss:	97	RECORD	PCT. RANK	GAMES	SCHEDULE	OF SCHEDULE	RPI	RPI	RPI	RPI
DIV. I ONLY	3- 3	153	0- 1	143	176	140	140	22	22	
DIV. I NON-CONF.	3- 3	153	0- 1	143	176	140	140	22	22	
-----										
TOTALS	RPI 1-25	RPI 26-50	W-L RECORDS	RPI 51-100	RPI 101-150	RPI 150+				
3- 3	0- 1	0- 0	OVERALL	0- 1	0- 0	3- 1				
1- 0	0- 0	0- 0	HOME	0- 0	0- 0	1- 0				
1- 2	0- 1	0- 0	AWAY	0- 0	0- 0	1- 1				
1- 1	0- 0	0- 0	NEUTRAL	0- 1	0- 0	1- 0				
3- 3	0- 1	0- 0	NON-CONFERENCE	0- 1	0- 0	3- 1				
1- 0	0- 0	0- 0	HOME	0- 0	0- 0	1- 0				
1- 2	0- 1	0- 0	AWAY	0- 0	0- 0	1- 1				
1- 1	0- 0	0- 0	NEUTRAL	0- 1	0- 0	1- 0				
0- 0	0- 0	0- 0	CONFERENCE	0- 0	0- 0	0- 0				
0- 0	0- 0	0- 0	HOME	0- 0	0- 0	0- 0				
0- 0	0- 0	0- 0	AWAY	0- 0	0- 0	0- 0				
0- 0	0- 0	0- 0	NEUTRAL	0- 0	0- 0	0- 0				

RPI 1-25				RPI 26-50				RPI 51-100				RPI 101+				Team's RPI: 140
RPI	S	Opponent	Score	RPI	S	Opponent	Score	RPI	S	Opponent	Score	RPI	S	Opponent	Score	
22	A	Northern Ill.	80 89					84	N	SFA	57 67	181	A	Youngstown St.	58 56	
												185	A	Cincinnati	52 66	
												298	N	Niagara	67 64	
												301	H	Colgate	80 61	
LAST 12 Division I GAMES:																
				84	N	SFA	57 67	301	H	Colgate	80 61					
				298	N	Niagara	67 64									
				181	A	Youngstown St.	58 56									
				185	A	Cincinnati	52 66									
				22	A	Northern Ill.	80 89									

Non-Div I Games:

Yale



Average RPI Win:	248	WON-LOST	WINNING	LAST 10	STRENGTH OF	OPP. STRENGTH	TEAM	ADJ.	CONF.	ADJ CONF.
Average RPI Loss:	112	RECORD	PCT. RANK	GAMES	SCHEDULE	OF SCHEDULE	RPI	RPI	RPI	RPI

DIV. I ONLY	3- 2	126	0- 1	180	236	181	181	12	12
DIV. I NON-CONF.	3- 2	126	0- 1	180	236	181	181	12	12
TOTALS	RPI 1-25	RPI 26-50	W-L RECORDS	RPI 51-100	RPI 101-150	RPI 150+			
3- 2	0- 0	0- 0	OVERALL	0- 1	0- 1	3- 0			
2- 1	0- 0	0- 0	HOME	0- 0	0- 1	2- 0			
1- 1	0- 0	0- 0	AWAY	0- 1	0- 0	1- 0			
0- 0	0- 0	0- 0	NEUTRAL	0- 0	0- 0	0- 0			
3- 2	0- 0	0- 0	NON-CONFERENCE	0- 1	0- 1	3- 0			
2- 1	0- 0	0- 0	HOME	0- 0	0- 1	2- 0			
1- 1	0- 0	0- 0	AWAY	0- 1	0- 0	1- 0			
0- 0	0- 0	0- 0	NEUTRAL	0- 0	0- 0	0- 0			
0- 0	0- 0	0- 0	CONFERENCE	0- 0	0- 0	0- 0			
0- 0	0- 0	0- 0	HOME	0- 0	0- 0	0- 0			
0- 0	0- 0	0- 0	AWAY	0- 0	0- 0	0- 0			
0- 0	0- 0	0- 0	NEUTRAL	0- 0	0- 0	0- 0			

RPI 1-25	RPI 26-50	RPI 51-100	RPI 101+	Team's RPI: 181
RPI S Opponent Score	RPI S Opponent Score	RPI S Opponent Score	RPI S Opponent Score	
		83 A Kent St. 34 62	140 H Yale 56 58	
			194 A Pi ttsburgh 64 55	
			235 H Loyol a Chi cago 74 63	
			316 H Robert Morris 69 59	
LAST 12 Division I GAMES:				
		140 H Yale 56 58		
		83 A Kent St. 34 62		
		194 A Pi ttsburgh 64 55		
		235 H Loyol a Chi cago 74 63		
		316 H Robert Morris 69 59		

Non-Div I Games: Carlow 90 31

Youngstown St.