

Average RPI Win:	313	WON-LOST	WINNING	LAST 10	STRENGTH OF	OPP. STRENGTH	TEAM	ADJ.	CONF.	ADJ CONF.
Average RPI Loss:	158	RECORD	PCT. RANK	GAMES	SCHEDULE	OF SCHEDULE	RPI	RPI	RPI	RPI
DIV. I ONLY	6- 6	163	6-4	332	208	247	247	25	25	
DIV. I NON-CONF.	3- 4	201	3-2	315	102	224	224	24	24	
TOTALS	RPI 1-25	RPI 26-50	W-L RECORDS	RPI 51-100	RPI 101-150	RPI 150+				
6- 6	0- 2	0- 0	OVERALL	0- 0	0- 0	6- 4				
3- 1	0- 0	0- 0	HOME	0- 0	0- 0	3- 1				
2- 5	0- 2	0- 0	AWAY	0- 0	0- 0	2- 3				
1- 0	0- 0	0- 0	NEUTRAL	0- 0	0- 0	1- 0				
3- 4	0- 2	0- 0	NON-CONFERENCE	0- 0	0- 0	3- 2				
1- 0	0- 0	0- 0	HOME	0- 0	0- 0	1- 0				
1- 4	0- 2	0- 0	AWAY	0- 0	0- 0	1- 2				
1- 0	0- 0	0- 0	NEUTRAL	0- 0	0- 0	1- 0				
3- 2	0- 0	0- 0	CONFERENCE	0- 0	0- 0	3- 2				
2- 1	0- 0	0- 0	HOME	0- 0	0- 0	2- 1				
1- 1	0- 0	0- 0	AWAY	0- 0	0- 0	1- 1				
0- 0	0- 0	0- 0	NEUTRAL	0- 0	0- 0	0- 0				

RPI 1-25				RPI 26-50				RPI 51-100				RPI 101+ Team's RPI: 247			
RPI	S	Opponent	Score	RPI	S	Opponent	Score	RPI	S	Opponent	Score	RPI	S	Opponent	Score
2	A	Missouri St.	51 79									154	H	SFA	44 66
18	A	Texas A&M	48 85									239	A	Southeastern La.	44 48
												253	A	Texas St.	48 57
												255	H	Central Ark.	67 47
												282	A	South Alabama	82 83
												307	N	Prairie View	64 52
												308	H	Nicholls St.	55 49
												334	A	UTRGV	59 54
												334	H	UTRGV	61 50
												341	A	Northwestern St.	72 59
LAST 10 Division I															
154	H	SFA	44 66	308	H	Nicholls St.	55 49								
239	A	Southeastern La.	44 48	334	A	UTRGV	59 54								
341	A	Northwestern St.	72 59	253	A	Texas St.	48 57								
18	A	Texas A&M	48 85	334	H	UTRGV	61 50								
255	H	Central Ark.	67 47	307	N	Prairie View	64 52								

Non-Div I Games: UNKNOWN 75 55 Huston-Tillotson 63 49 Texas Wesleyan 90 52

Average RPI Win:	212	WON-LOST	WINNING	LAST 10	STRENGTH OF	OPP. STRENGTH	TEAM	ADJ.	CONF.	ADJ CONF.
Average RPI Loss:	41	RECORD	PCT. RANK	GAMES	SCHEDULE	OF SCHEDULE	RPI	RPI	RPI	RPI
DIV. I ONLY	8- 1	17	8-1	326	32	85	85	25	25	
DIV. I NON-CONF.	4- 1	54	4-1	247	40	61	61	24	24	
TOTALS	RPI 1-25	RPI 26-50	W-L RECORDS	RPI 51-100	RPI 101-150	RPI 150+				
8- 1	0- 0	0- 1	OVERALL	1- 0	1- 0	6- 0				
4- 0	0- 0	0- 0	HOME	1- 0	0- 0	3- 0				
4- 1	0- 0	0- 1	AWAY	0- 0	1- 0	3- 0				
0- 0	0- 0	0- 0	NEUTRAL	0- 0	0- 0	0- 0				
4- 1	0- 0	0- 1	NON-CONFERENCE	0- 0	1- 0	3- 0				
2- 0	0- 0	0- 0	HOME	0- 0	0- 0	2- 0				
2- 1	0- 0	0- 1	AWAY	0- 0	1- 0	1- 0				
0- 0	0- 0	0- 0	NEUTRAL	0- 0	0- 0	0- 0				
4- 0	0- 0	0- 0	CONFERENCE	1- 0	0- 0	3- 0				
2- 0	0- 0	0- 0	HOME	1- 0	0- 0	1- 0				
2- 0	0- 0	0- 0	AWAY	0- 0	0- 0	2- 0				
0- 0	0- 0	0- 0	NEUTRAL	0- 0	0- 0	0- 0				

RPI 1-25				RPI 26-50				RPI 51-100				Team's RPI: 85	RPI 101+			
RPI	S	Opponent	Score	RPI	S	Opponent	Score	RPI	S	Opponent	Score		RPI	S	Opponent	Score
				41	A	Oklahoma	65 78	95	H	New Orleans	76 62		128	A	Wright St.	83 64
													159	A	Portland	76 69
													176	H	Lamar University	78 72
													218	H	Tulsa	73 63
													298	H	New Mexico St.	67 54
													308	A	Nicholls St.	95 84
													315	A	McNeese	90 73
LAST 10 Division I																
				315	A	McNeese	90 73	218	H	Tulsa	73 63					
				176	H	Lamar University	78 72	159	A	Portland	76 69					
				298	H	New Mexico St.	67 54	41	A	Oklahoma	65 78					
				308	A	Nicholls St.	95 84	128	A	Wright St.	83 64					
				95	H	New Orleans	76 62									

Non-Div I Games: Howard Payne 96 38 Schreiner 110 37 Southwest (NM) 104 52 McMurry 111 43
Abilene Christian

Air Force

Through Games Of Jan. 9: 2020

Average RPI Win:	304	WON-LOST	WINNING	LAST 10	STRENGTH OF	OPP. STRENGTH	TEAM	ADJ.	CONF.	ADJ CONF.
Average RPI Loss:	190	RECORD	PCT. RANK	GAMES	SCHEDULE	OF SCHEDULE	RPI	RPI	RPI	RPI
DIV. I ONLY	3- 11	303	2-8	278	271	316	316	21	21	
DIV. I NON-CONF.	1- 9	326	0-6	259	244	336	336	25	25	
TOTALS	RPI 1-25	RPI 26-50	W-L RECORDS	RPI 51-100	RPI 101-150	RPI 150+				
3- 11	0- 0	0- 0	OVERALL	0- 2	0- 0	3- 9				
1- 5	0- 0	0- 0	HOME	0- 0	0- 0	1- 5				
2- 6	0- 0	0- 0	AWAY	0- 2	0- 0	2- 4				
0- 0	0- 0	0- 0	NEUTRAL	0- 0	0- 0	0- 0				
1- 9	0- 0	0- 0	NON-CONFERENCE	0- 2	0- 0	1- 7				
1- 3	0- 0	0- 0	HOME	0- 0	0- 0	1- 3				
0- 6	0- 0	0- 0	AWAY	0- 2	0- 0	0- 4				
0- 0	0- 0	0- 0	NEUTRAL	0- 0	0- 0	0- 0				
2- 2	0- 0	0- 0	CONFERENCE	0- 0	0- 0	2- 2				
0- 2	0- 0	0- 0	HOME	0- 0	0- 0	0- 2				
2- 0	0- 0	0- 0	AWAY	0- 0	0- 0	2- 0				
0- 0	0- 0	0- 0	NEUTRAL	0- 0	0- 0	0- 0				

RPI S	Opponent	Score	RPI S	Opponent	Score	RPI S	Opponent	Score	RPI S	Opponent	Score
						53	A Arizona St.	56 87	159	H Portland	56 72
						91	A Tennessee	54 81	173	A Northern Colo.	62 72
									189	H San Diego	59 70
									203	A Cal St. Fullerton	70 79
									216	H UNLV	60 67
									217	H Wyoming	63 65
									249	A Long Beach St.	68 74
									264	H Army West Point	66 68
									273	A Navy	59 67
									289	A Utah St.	62 45
									311	A Nevada	68 61
									313	H NJIT	68 48
LAST 10 Division I											
216	H UNLV	60 67	289	A Utah St.	62 45						
203	A Cal St. Fullerton	70 79	91	A Tennessee	54 81						
249	A Long Beach St.	68 74	273	A Navy	59 67						
311	A Nevada	68 61	159	H Portland	56 72						
217	H Wyoming	63 65	173	A Northern Colo.	62 72						

Non-Div I Games: Neb. Wesleyan 93 42

Air Force

Loss, Non-Conf, S Site, H Home A Away N Neutral

Average RPI Win: 257	WON-LOST	WINNING	LAST 10	STRENGTH OF	OPP. STRENGTH	TEAM	ADJ.	CONF.	ADJ CONF.
Average RPI Loss: 112	RECORD	PCT. RANK	GAMES	SCHEDULE	OF SCHEDULE	RPI	RPI	RPI	RPI
DIV. I ONLY	7- 6	150	5-5	182	246	187	187	10	10
DIV. I NON-CONF.	7- 4	100	5-3	231	290	158	158	10	10
TOTALS	RPI 1-25	RPI 26-50	W-L RECORDS	RPI 51-100	RPI 101-150	RPI 150+			
7- 6	0- 0	0- 1	OVERALL	1- 1	0- 2	6- 2			
3- 4	0- 0	0- 1	HOME	1- 1	0- 2	2- 0			
2- 2	0- 0	0- 0	AWAY	0- 0	0- 0	2- 2			
2- 0	0- 0	0- 0	NEUTRAL	0- 0	0- 0	2- 0			
7- 4	0- 0	0- 0	NON-CONFERENCE	1- 1	0- 1	6- 2			
3- 2	0- 0	0- 0	HOME	1- 1	0- 1	2- 0			
2- 2	0- 0	0- 0	AWAY	0- 0	0- 0	2- 2			
2- 0	0- 0	0- 0	NEUTRAL	0- 0	0- 0	2- 0			
0- 2	0- 0	0- 1	CONFERENCE	0- 0	0- 1	0- 0			
0- 2	0- 0	0- 1	HOME	0- 0	0- 1	0- 0			
0- 0	0- 0	0- 0	AWAY	0- 0	0- 0	0- 0			
0- 0	0- 0	0- 0	NEUTRAL	0- 0	0- 0	0- 0			

RPI 1-25				RPI 26-50				RPI 51-100				RPI 101+				Team's RPI: 187	
RPI	S	Opponent	Score	RPI	S	Opponent	Score	RPI	S	Opponent	Score	RPI	S	Opponent	Score		
				32	H	Central Mich.	72 77	52	H	Michigan	71 80	118	H	Duquesne	63 88		
								93	H	N.C. A&T	64 52	127	H	Western Mich.	51 56		
												165	A	Butler	55 76		
												178	A	Cleveland St.	62 66		
												188	H	Youngstown St.	91 62		
												275	A	St. Bonaventure	63 54		
												288	N	Denver	88 72		
												303	N	Morgan St.	52 45		
												324	H	Purdue Fort Wayne	64 53		
												326	A	Detroit Mercy	81 60		
LAST 10 Division I																	
				32	H	Central Mich.	72 77	127	H	Western Mich.	51 56						
				303	N	Morgan St.	52 45	118	H	Duquesne	63 88						
				288	N	Denver	88 72	178	A	Cleveland St.	62 66						
				93	H	N.C. A&T	64 52	326	A	Detroit Mercy	81 60						
				165	A	Butler	55 76	188	H	Youngstown St.	91 62						

Non-Div I Games:

Akron

■ Loss,
 ■ Non-Conf,
 ■ S Site,
 ■ H Home
 ■ A Away
 N Neutral

Alabama

Through Games Of Jan. 9: 2020

Average RPI Win:	183	WON-LOST	WINNING	LAST 10	STRENGTH OF	OPP. STRENGTH	TEAM	ADJ.	CONF.	ADJ CONF.
Average RPI Loss:	67	RECORD	PCT. RANK	GAMES	SCHEDULE	OF SCHEDULE	RPI	RPI	RPI	RPI
DIV. I ONLY	10- 6	105	5-5	51	120	86	86	4	4	
DIV. I NON-CONF.	10- 3	60	5-2	148	190	81	81	5	5	
TOTALS	RPI 1-25	RPI 26-50	W-L RECORDS	RPI 51-100	RPI 101-150	RPI 150+				
10- 6	0- 2	1- 1	OVERALL	1- 2	3- 0	5- 1				
6- 4	0- 2	0- 0	HOME	1- 1	2- 0	3- 1				
3- 1	0- 0	0- 1	AWAY	0- 0	1- 0	2- 0				
1- 1	0- 0	1- 0	NEUTRAL	0- 1	0- 0	0- 0				
10- 3	0- 0	1- 0	NON-CONFERENCE	1- 2	3- 0	5- 1				
6- 2	0- 0	0- 0	HOME	1- 1	2- 0	3- 1				
3- 0	0- 0	0- 0	AWAY	0- 0	1- 0	2- 0				
1- 1	0- 0	1- 0	NEUTRAL	0- 1	0- 0	0- 0				
0- 3	0- 2	0- 1	CONFERENCE	0- 0	0- 0	0- 0				
0- 2	0- 2	0- 0	HOME	0- 0	0- 0	0- 0				
0- 1	0- 0	0- 1	AWAY	0- 0	0- 0	0- 0				
0- 0	0- 0	0- 0	NEUTRAL	0- 0	0- 0	0- 0				

RPI 1-25				RPI 26-50				RPI 51-100				Team's RPI: 86	RPI 101+			
RPI	S	Opponent	Score	RPI	S	Opponent	Score	RPI	S	Opponent	Score		RPI	S	Opponent	Score
4	H	South Carolina	78 93	39	A	LSU	60 71	81	H	North Carolina	83 77		102	H	Colgate	72 52
17	H	Kentucky	71 81	46	N	UNI	87 77	82	H	Iowa St.	66 75		146	H	Bethune-Cookman	60 49
								99	N	Southern California	57 60		148	A	Tulane	66 56
													158	H	Hampton	61 64
													177	A	Clemson	67 54
													239	H	Southeastern La.	87 50
													282	A	South Alabama	74 62
													293	H	Radford	85 51
													317	H	Mercer	111 56
LAST 10 Division I																
4	H	South Carolina	78 93	17	H	Kentucky	71 81	81	H	North Carolina	83 77		102	H	Colgate	72 52
39	A	LSU	60 71	82	H	Iowa St.	66 75	99	N	Southern California	57 60		146	H	Bethune-Cookman	60 49
239	H	Southeastern La.	87 50	102	H	Colgate	72 52						158	H	Hampton	61 64
293	H	Radford	85 51	82	H	Iowa St.	66 75						177	A	Clemson	67 54
146	H	Bethune-Cookman	60 49	99	N	Southern California	57 60						239	H	Southeastern La.	87 50

Non-Div I Games:

Alabama

■ Loss,
 ■ Non-Conf, S Site,
 ■ Home
 ■ Away
 N Neutral

Average RPI Win: 312		WON-LOST	WINNING	LAST 10	STRENGTH OF	OPP. STRENGTH	TEAM	ADJ.	CONF.	ADJ CONF.
Average RPI Loss: 178		RECORD	PCT. RANK	GAMES	SCHEDULE	OF SCHEDULE	RPI	RPI	RPI	RPI
DIV. I ONLY		4- 9	259	3-7	282	297	265	265	29	29
DIV. I NON-CONF.		4- 7	225	3-5	213	329	212	212	28	28
TOTALS	RPI 1-25	RPI 26-50		W-L RECORDS		RPI 51-100	RPI 101-150	RPI 150+		
4- 9	0- 0	0- 0		OVERALL		0- 2	0- 2	4- 5		
0- 2	0- 0	0- 0		HOME		0- 1	0- 1	0- 0		
4- 6	0- 0	0- 0		AWAY		0- 1	0- 1	4- 4		
0- 1	0- 0	0- 0		NEUTRAL		0- 0	0- 0	0- 1		
4- 7	0- 0	0- 0		NON-CONFERENCE		0- 2	0- 2	4- 3		
0- 2	0- 0	0- 0		HOME		0- 1	0- 1	0- 0		
4- 4	0- 0	0- 0		AWAY		0- 1	0- 1	4- 2		
0- 1	0- 0	0- 0		NEUTRAL		0- 0	0- 0	0- 1		
0- 2	0- 0	0- 0		CONFERENCE		0- 0	0- 0	0- 2		
0- 0	0- 0	0- 0		HOME		0- 0	0- 0	0- 0		
0- 2	0- 0	0- 0		AWAY		0- 0	0- 0	0- 2		
0- 0	0- 0	0- 0		NEUTRAL		0- 0	0- 0	0- 0		

RPI 1-25				RPI 26-50				RPI 51-100				RPI 101+				Team's RPI: 265	
RPI	S	Opponent	Score	RPI	S	Opponent	Score	RPI	S	Opponent	Score	RPI	S	Opponent	Score		
								59	A	Nebraska	46	68	136	A	Cincinnati	47	62
								73	H	North Florida	64	73	141	H	Austin Peay	61	67
													182	A	Memphis	71	79
													193	N	North Ala.	65	80
													208	A	Jackson St.	53	67
													288	A	Denver	86	83
													290	A	San Diego St.	61	53
													297	A	California Baptist	55	60
													312	A	Grambling	59	69
													322	A	Georgia St.	67	52
													348	A	Florida A&M	77	53
LAST 10 Division I																	
				312	A	Grambling	59	69	208	A	Jackson St.	53	67				
				182	A	Memphis	71	79	288	A	Denver	86	83				
				348	A	Florida A&M	77	53	193	N	North Ala.	65	80				
				136	A	Cincinnati	47	62	322	A	Georgia St.	67	52				
				141	H	Austin Peay	61	67	73	H	North Florida	64	73				

Non-Div I Games:

Alabama A&M

■ Loss, ■ Non-Conf, S Site, H Home A Away N Neutral

Average RPI Win:	311	WON-LOST	WINNING	LAST 10	STRENGTH OF	OPP. STRENGTH	TEAM	ADJ.	CONF.	ADJ CONF.
Average RPI Loss:	134	RECORD	PCT. RANK	GAMES	SCHEDULE	OF SCHEDULE	RPI	RPI	RPI	RPI
DIV. I ONLY	2- 9	313	2-8	191	79	276	276	29	29	
DIV. I NON-CONF.	1- 8	322	1-7	87	77	282	282	28	28	
TOTALS	RPI 1-25	RPI 26-50	W-L RECORDS	RPI 51-100	RPI 101-150	RPI 150+				
2- 9	0- 2	0- 0	OVERALL	0- 1	0- 2	2- 4				
1- 2	0- 0	0- 0	HOME	0- 0	0- 1	1- 1				
1- 7	0- 2	0- 0	AWAY	0- 1	0- 1	1- 3				
0- 0	0- 0	0- 0	NEUTRAL	0- 0	0- 0	0- 0				
1- 8	0- 2	0- 0	NON-CONFERENCE	0- 1	0- 2	1- 3				
1- 2	0- 0	0- 0	HOME	0- 0	0- 1	1- 1				
0- 6	0- 2	0- 0	AWAY	0- 1	0- 1	0- 2				
0- 0	0- 0	0- 0	NEUTRAL	0- 0	0- 0	0- 0				
1- 1	0- 0	0- 0	CONFERENCE	0- 0	0- 0	1- 1				
0- 0	0- 0	0- 0	HOME	0- 0	0- 0	0- 0				
1- 1	0- 0	0- 0	AWAY	0- 0	0- 0	1- 1				
0- 0	0- 0	0- 0	NEUTRAL	0- 0	0- 0	0- 0				

RPI 1-25				RPI 26-50				RPI 51-100				RPI 101+ Team's RPI: 276			
RPI	S	Opponent	Score	RPI	S	Opponent	Score	RPI	S	Opponent	Score	RPI	S	Opponent	Score
4	A	South Carolina	43 103					96	A	South Fla.	29 80	103	A	Wisconsin	67 85
10	A	DePaul	76 105									142	H	Samford	48 83
												177	A	Clemson	43 76
												193	H	North Ala.	60 81
												208	A	Jackson St.	62 94
												270	A	Ole Miss	66 93
												310	H	Jacksonville St.	68 63
												312	A	Grambling	73 59
LAST 10 Division I															
208	A	Jackson St.	62 94	312	A	Grambling	73 59								
270	A	Ole Miss	66 93	96	A	South Fla.	29 80								
193	H	North Ala.	60 81	142	H	Samford	48 83								
10	A	DePaul	76 105	310	H	Jacksonville St.	68 63								
103	A	Wisconsin	67 85	177	A	Clemson	43 76								

Non-Div I Games: Mobile 76 66 Paine 84 58

Alabama St.

■ Loss,
 ■ Non-Conf,
 ■ S Site,
 ■ Home
 ■ A Away
 N Neutral

Albany (NY)

Through Games Of Jan. 9: 2020

Average RPI Win:	251	WON-LOST	WINNING	LAST 10	STRENGTH OF	OPP. STRENGTH	TEAM	ADJ.	CONF.	ADJ CONF.
Average RPI Loss:	210	RECORD	PCT. RANK	GAMES	SCHEDULE	OF SCHEDULE	RPI	RPI	RPI	RPI
DIV. I ONLY	5- 9	238	4-6	314	291	309	309	28	28	
DIV. I NON-CONF.	3- 9	279	2-6	331	260	332	332	29	29	
TOTALS	RPI 1-25	RPI 26-50	W-L RECORDS	RPI 51-100	RPI 101-150	RPI 150+				
5- 9	0- 0	0- 0	OVERALL	0- 2	1- 1	4- 6				
3- 5	0- 0	0- 0	HOME	0- 0	1- 1	2- 4				
2- 4	0- 0	0- 0	AWAY	0- 2	0- 0	2- 2				
0- 0	0- 0	0- 0	NEUTRAL	0- 0	0- 0	0- 0				
3- 9	0- 0	0- 0	NON-CONFERENCE	0- 2	0- 1	3- 6				
1- 5	0- 0	0- 0	HOME	0- 0	0- 1	1- 4				
2- 4	0- 0	0- 0	AWAY	0- 2	0- 0	2- 2				
0- 0	0- 0	0- 0	NEUTRAL	0- 0	0- 0	0- 0				
2- 0	0- 0	0- 0	CONFERENCE	0- 0	1- 0	1- 0				
2- 0	0- 0	0- 0	HOME	0- 0	1- 0	1- 0				
0- 0	0- 0	0- 0	AWAY	0- 0	0- 0	0- 0				
0- 0	0- 0	0- 0	NEUTRAL	0- 0	0- 0	0- 0				



































RPI S	Opponent	Score	RPI S	Opponent	Score	RPI S	Opponent	Score	RPI S	Opponent	Score	Team's RPI: 309
						67	A Syracuse	53 75	144	H Cornell	51 71	
						70	A Marist	52 76	147	H Binghamton	56 53	
									152	H Columbia	82 78	
									202	H Boston U.	58 60	
									236	H Monmouth	41 53	
									242	H Lafayette	47 54	
									286	H St. Francis Brooklyn	41 49	
									292	H Vermont	58 49	
									318	A Bryant	55 68	
									323	A Siena	46 52	
									325	A Canisius	70 53	
									339	A Central Conn. St.	73 63	
LAST 10 Division I												
292	H Vermont	58 49	147	H Binghamton	56 53							
236	H Monmouth	41 53	339	A Central Conn. St.	73 63							
318	A Bryant	55 68	325	A Canisius	70 53							
286	H St. Francis Brooklyn	41 49	242	H Lafayette	47 54							
323	A Siena	46 52	202	H Boston U.	58 60							

Non-Div I Games: FDU-Florham 81 21

Albany (NY)





Loss, Non-Conf, S Site, H Home A Away N Neutral

Average RPI Win:	329	WON-LOST	WINNING	LAST 10	STRENGTH OF	OPP. STRENGTH	TEAM	ADJ.	CONF.	ADJ CONF.
Average RPI Loss:	187	RECORD	PCT. RANK	GAMES	SCHEDULE	OF SCHEDULE	RPI	RPI	RPI	RPI
DIV. I ONLY	3- 9	288	3-7	333	231	320	320	29	29	
DIV. I NON-CONF.	2- 8	295	2-6	321	284	330	330	28	28	
TOTALS	RPI 1-25	RPI 26-50	W-L RECORDS	RPI 51-100	RPI 101-150	RPI 150+				
3- 9	0- 0	0- 0	OVERALL	0- 1	0- 1	3- 7				
1- 1	0- 0	0- 0	HOME	0- 0	0- 1	1- 0				
2- 6	0- 0	0- 0	AWAY	0- 1	0- 0	2- 5				
0- 2	0- 0	0- 0	NEUTRAL	0- 0	0- 0	0- 2				
2- 8	0- 0	0- 0	NON-CONFERENCE	0- 0	0- 1	2- 7				
1- 1	0- 0	0- 0	HOME	0- 0	0- 1	1- 0				
1- 5	0- 0	0- 0	AWAY	0- 0	0- 0	1- 5				
0- 2	0- 0	0- 0	NEUTRAL	0- 0	0- 0	0- 2				
1- 1	0- 0	0- 0	CONFERENCE	0- 1	0- 0	1- 0				
0- 0	0- 0	0- 0	HOME	0- 0	0- 0	0- 0				
1- 1	0- 0	0- 0	AWAY	0- 1	0- 0	1- 0				
0- 0	0- 0	0- 0	NEUTRAL	0- 0	0- 0	0- 0				

RPI 1-25			RPI 26-50			RPI 51-100			RPI 101+			Team's RPI: 320
RPI	S	Opponent	Score	RPI	S	Opponent	Score	RPI	S	Opponent	Score	
						78  Texas Southern	70  105	138  UAB			65  86	
								154  SFA			62  67	
								175  UTEP			47  92	
								177 N Clemson			46  77	
								182  Memphis			51  57	
								253  Texas St.			59  67	
								254  North Texas			31  67	
								270 N Ole Miss			55  73	
								307  Prairie View			68 63	
								333  Tennessee St.			62 57	
								348  Florida A&M			58 42	
LAST 10 Division I												
307  Prairie View			68 63	78  Texas Southern			70  105					
253  Texas St.			59  67	270 N Ole Miss			55  73					
138  UAB			65  86	333  Tennessee St.			62 57					
348  Florida A&M			58 42	175  UTEP			47  92					
177 N Clemson			46  77	254  North Texas			31  67					

Non-Div I Games: Tougaloo 85 61 Louisiana Col. 86 50

Alcorn

 Loss,  Non-Conf, S Site,  Home  Away N Neutral

Average RPI Win: 186	WON-LOST	WINNING	LAST 10	STRENGTH OF	OPP. STRENGTH	TEAM	ADJ.	CONF.	ADJ CONF.
Average RPI Loss: 139	RECORD	PCT. RANK	GAMES	SCHEDULE	OF SCHEDULE	RPI	RPI	RPI	RPI
DIV. I ONLY	6- 7	192	4-6	176	139	190	190	16	16
DIV. I NON-CONF.	4- 6	212	2-5	186	107	200	200	15	15
TOTALS	RPI 1-25	RPI 26-50	W-L RECORDS	RPI 51-100	RPI 101-150	RPI 150+			
6- 7	0- 0	0- 0	OVERALL	1- 2	2- 2	3- 3			
5- 1	0- 0	0- 0	HOME	1- 1	2- 0	2- 0			
1- 5	0- 0	0- 0	AWAY	0- 0	0- 2	1- 3			
0- 1	0- 0	0- 0	NEUTRAL	0- 1	0- 0	0- 0			
4- 6	0- 0	0- 0	NON-CONFERENCE	1- 2	1- 2	2- 2			
3- 1	0- 0	0- 0	HOME	1- 1	1- 0	1- 0			
1- 4	0- 0	0- 0	AWAY	0- 0	0- 2	1- 2			
0- 1	0- 0	0- 0	NEUTRAL	0- 1	0- 0	0- 0			
2- 1	0- 0	0- 0	CONFERENCE	0- 0	1- 0	1- 1			
2- 0	0- 0	0- 0	HOME	0- 0	1- 0	1- 0			
0- 1	0- 0	0- 0	AWAY	0- 0	0- 0	0- 1			
0- 0	0- 0	0- 0	NEUTRAL	0- 0	0- 0	0- 0			

RPI S	Opponent	Score	RPI S	Opponent	Score	RPI S	Opponent	Score	RPI S	Opponent	Score	Team's RPI: 190
						54 H	Villanova	76 54	102 H	Colgate	63 61	
						56 H	Minnesota	53 70	117 A	Ohio	69 81	
						65 N	Buffalo	55 73	120 H	George Washington	66 53	
									133 A	Saint Joseph's	51 72	
									162 A	George Mason	55 73	
									202 A	Boston U.	44 59	
									240 A	Towson	60 63	
									264 H	Army West Point	73 57	
									284 H	High Point	56 48	
									293 A	Radford	59 55	
LAST 10 Division I												
202 A	Boston U.	44 59	264 H	Army West Point	73 57							
102 H	Colgate	63 61	65 N	Buffalo	55 73							
120 H	George Washington	66 53	133 A	Saint Joseph's	51 72							
293 A	Radford	59 55	240 A	Towson	60 63							
56 H	Minnesota	53 70	162 A	George Mason	55 73							

Non-Div I Games:

American

■ Loss,
 ■ Non-Conf,
 S Site,
 ■ Home
 ■ Away
 N Neutral

Average RPI Win:	312	WON-LOST	WINNING	LAST 10	STRENGTH OF	OPP. STRENGTH	TEAM	ADJ.	CONF.	ADJ CONF.
Average RPI Loss:	131	RECORD	PCT. RANK	GAMES	SCHEDULE	OF SCHEDULE	RPI	RPI	RPI	RPI
DIV. I ONLY	3- 11	303	3-7	215	143	287	287	23	23	
DIV. I NON-CONF.	3- 8	268	3-4	250	121	281	281	22	22	
TOTALS	RPI 1-25	RPI 26-50	W-L RECORDS	RPI 51-100	RPI 101-150	RPI 150+				
3- 11	0- 1	0- 0	OVERALL	0- 4	0- 2	3- 4				
1- 3	0- 0	0- 0	HOME	0- 0	0- 1	1- 2				
1- 7	0- 1	0- 0	AWAY	0- 4	0- 0	1- 2				
1- 1	0- 0	0- 0	NEUTRAL	0- 0	0- 1	1- 0				
3- 8	0- 1	0- 0	NON-CONFERENCE	0- 3	0- 1	3- 3				
1- 2	0- 0	0- 0	HOME	0- 0	0- 0	1- 2				
1- 5	0- 1	0- 0	AWAY	0- 3	0- 0	1- 1				
1- 1	0- 0	0- 0	NEUTRAL	0- 0	0- 1	1- 0				
0- 3	0- 0	0- 0	CONFERENCE	0- 1	0- 1	0- 1				
0- 1	0- 0	0- 0	HOME	0- 0	0- 1	0- 0				
0- 2	0- 0	0- 0	AWAY	0- 1	0- 0	0- 1				
0- 0	0- 0	0- 0	NEUTRAL	0- 0	0- 0	0- 0				

RPI 1-25				RPI 26-50				RPI 51-100				RPI 101+ Team's RPI: 287			
RPI	S	Opponent	Score	RPI	S	Opponent	Score	RPI	S	Opponent	Score	RPI	S	Opponent	Score
4	A	South Carolina	50 92					52	A	Michigan	35 62	113	H	UT Arlington	60 82
								60	A	Troy	55 84	146	N	Bethune-Cookman	44 61
								98	A	Elon	66 67	156	A	VCU	38 66
								100	A	UNC Greensboro	47 54	207	H	Gardner-Webb	56 67
												221	H	ETSU	61 67
												282	A	South Alabama	66 81
												294	A	Wofford	54 51
												317	H	Mercer	77 68
												325	N	Canisius	74 57
LAST 10 Division I															
60	A	Troy	55 84	113	H	UT Arlington	60 82								
282	A	South Alabama	66 81	52	A	Michigan	35 62								
100	A	UNC Greensboro	47 54	294	A	Wofford	54 51								
325	N	Canisius	74 57	317	H	Mercer	77 68								
146	N	Bethune-Cookman	44 61	221	H	ETSU	61 67								

Non-Div I Games:

Appalachian St.

■ Loss,
 ■ Non-Conf, S Site,
 ■ Home
 ■ Away
 N Neutral

Average RPI Win:	196	WON-LOST	WINNING	LAST 10	STRENGTH OF	OPP. STRENGTH	TEAM	ADJ.	CONF.	ADJ CONF.
Average RPI Loss:	5	RECORD	PCT. RANK	GAMES	SCHEDULE	OF SCHEDULE	RPI	RPI	RPI	RPI
DIV. I ONLY	13- 1	8	9-1	188	118	37	37	1	1	
DIV. I NON-CONF.	11- 0	1	7-0	309	193	64	64	1	1	
TOTALS	RPI 1-25	RPI 26-50	W-L RECORDS	RPI 51-100	RPI 101-150	RPI 150+				
13- 1	0- 1	0- 0	OVERALL	3- 0	2- 0	8- 0				
7- 0	0- 0	0- 0	HOME	0- 0	2- 0	5- 0				
6- 1	0- 1	0- 0	AWAY	3- 0	0- 0	3- 0				
0- 0	0- 0	0- 0	NEUTRAL	0- 0	0- 0	0- 0				
11- 0	0- 0	0- 0	NON-CONFERENCE	1- 0	2- 0	8- 0				
7- 0	0- 0	0- 0	HOME	0- 0	2- 0	5- 0				
4- 0	0- 0	0- 0	AWAY	1- 0	0- 0	3- 0				
0- 0	0- 0	0- 0	NEUTRAL	0- 0	0- 0	0- 0				
2- 1	0- 1	0- 0	CONFERENCE	2- 0	0- 0	0- 0				
0- 0	0- 0	0- 0	HOME	0- 0	0- 0	0- 0				
2- 1	0- 1	0- 0	AWAY	2- 0	0- 0	0- 0				
0- 0	0- 0	0- 0	NEUTRAL	0- 0	0- 0	0- 0				

RPI	S	Opponent	Score	RPI	S	Opponent	Score	Team's RPI: 37	RPI	S	Opponent	Score	RPI	S	Opponent	Score
5	A	UCLA	58 70						53	A	Arizona St.	58 53	112	H	Santa Clara	65 52
									75	A	Texas	83 58	135	H	North Dakota	74 42
									99	A	Southern California	65 57	169	A	Montana	77 42
													175	A	UTEP	54 43
													226	H	UC Riverside	70 27
													236	H	Monmouth	86 34
													283	H	UC Santa Barbara	61 42
													307	H	Prairie View	83 48
													333	H	Tennessee St.	77 42
													347	A	Chicago St.	82 50
LAST 10 Division I																
99	A	Southern California	65 57	5	A	UCLA	58 70		236	H	Monmouth	86 34				
53	A	Arizona St.	58 53						226	H	UC Riverside	70 27				
283	H	UC Santa Barbara	61 42						169	A	Montana	77 42				
333	H	Tennessee St.	77 42						307	H	Prairie View	83 48				
175	A	UTEP	54 43													

Non-Div I Games:

Arizona

Average RPI Win:	201	WON-LOST	WINNING	LAST 10	STRENGTH OF	OPP. STRENGTH	TEAM	ADJ.	CONF.	ADJ CONF.
Average RPI Loss:	30	RECORD	PCT. RANK	GAMES	SCHEDULE	OF SCHEDULE	RPI	RPI	RPI	RPI
DIV. I ONLY	11- 4	59	7-3	89	72	53	53	1	1	
DIV. I NON-CONF.	10- 2	31	6-1	220	99	67	67	1	1	
TOTALS	RPI 1-25	RPI 26-50	W-L RECORDS	RPI 51-100	RPI 101-150	RPI 150+				
11- 4	1- 2	1- 1	OVERALL	1- 1	1- 0	7- 0				
7- 1	1- 0	0- 1	HOME	0- 0	1- 0	5- 0				
2- 2	0- 1	0- 0	AWAY	1- 1	0- 0	1- 0				
2- 1	0- 1	1- 0	NEUTRAL	0- 0	0- 0	1- 0				
10- 2	1- 1	1- 0	NON-CONFERENCE	0- 1	1- 0	7- 0				
7- 0	1- 0	0- 0	HOME	0- 0	1- 0	5- 0				
1- 1	0- 0	0- 0	AWAY	0- 1	0- 0	1- 0				
2- 1	0- 1	1- 0	NEUTRAL	0- 0	0- 0	1- 0				
1- 2	0- 1	0- 1	CONFERENCE	1- 0	0- 0	0- 0				
0- 1	0- 0	0- 1	HOME	0- 0	0- 0	0- 0				
1- 1	0- 1	0- 0	AWAY	1- 0	0- 0	0- 0				
0- 0	0- 0	0- 0	NEUTRAL	0- 0	0- 0	0- 0				

RPI 1-25				RPI 26-50				RPI 51-100				RPI 101+			
RPI	S	Opponent	Score	RPI	S	Opponent	Score	RPI	S	Opponent	Score	RPI	S	Opponent	Score
5	A	UCLA	66 68	37	H	Arizona	53 58	56	A	Minnesota	66 80	125	H	BYU	60 52
14	H	Creighton	70 55	47	N	Middle Tenn.	61 60	99	A	Southern California	63 54	172	H	New Mexico	84 47
23	N	Purdue	52 59									262	N	Maine	57 31
												264	H	Army West Point	83 51
												281	H	Idaho St.	74 69
												298	A	New Mexico St.	70 47
												316	H	Air Force	87 56
												329	H	Cal Poly	66 41
LAST 10 Division I															
5	A	UCLA	66 68	99	A	Southern California	63 54								
37	H	Arizona	53 58	281	H	Idaho St.	74 69								
14	H	Creighton	70 55	125	H	BYU	60 52								
298	A	New Mexico St.	70 47	47	N	Middle Tenn.	61 60								
172	H	New Mexico	84 47	23	N	Purdue	52 59								

Non-Div I Games:

Arizona St.

Loss, Non-Conf, S Site, H Home A Away N Neutral

Average RPI Win:	349	WON-LOST	WINNING	LAST 10	STRENGTH OF	OPP. STRENGTH	TEAM	ADJ.	CONF.	ADJ CONF.
Average RPI Loss:	143	RECORD	PCT. RANK	GAMES	SCHEDULE	OF SCHEDULE	RPI	RPI	RPI	RPI
DIV. I ONLY	1- 9	330	1-9	116	274	268	268	29	29	
DIV. I NON-CONF.	0- 9	338	0-9	56	239	306	306	28	28	
TOTALS	RPI 1-25	RPI 26-50	W-L RECORDS	RPI 51-100	RPI 101-150	RPI 150+				
1- 9	0- 0	0- 0	OVERALL	0- 3	0- 2	1- 4				
0- 0	0- 0	0- 0	HOME	0- 0	0- 0	0- 0				
1- 9	0- 0	0- 0	AWAY	0- 3	0- 2	1- 4				
0- 0	0- 0	0- 0	NEUTRAL	0- 0	0- 0	0- 0				
0- 9	0- 0	0- 0	NON-CONFERENCE	0- 3	0- 2	0- 4				
0- 0	0- 0	0- 0	HOME	0- 0	0- 0	0- 0				
0- 9	0- 0	0- 0	AWAY	0- 3	0- 2	0- 4				
0- 0	0- 0	0- 0	NEUTRAL	0- 0	0- 0	0- 0				
1- 0	0- 0	0- 0	CONFERENCE	0- 0	0- 0	1- 0				
0- 0	0- 0	0- 0	HOME	0- 0	0- 0	0- 0				
1- 0	0- 0	0- 0	AWAY	0- 0	0- 0	1- 0				
0- 0	0- 0	0- 0	NEUTRAL	0- 0	0- 0	0- 0				

RPI 1-25				RPI 26-50				RPI 51-100				RPI 101+				Team's RPI: 268	
RPI	S	Opponent	Score	RPI	S	Opponent	Score	RPI	S	Opponent	Score	RPI	S	Opponent	Score		
								74	A	Washington St.	56	85	126	A	Coastal Caro.	69	76
								82	A	Iowa St.	40	90	140	A	Illinois	50	65
								91	A	Tennessee	51	92	157	A	Wichita St.	50	100
												166	A	Texas Tech	55	81	
												219	A	Arkansas St.	60	81	
												235	A	Milwaukee	55	69	
												349	A	Mississippi Val.	80	77	
LAST 10 Division I																	
				166	A	Texas Tech	55	81	349	A	Mississippi Val.	80	77				
				157	A	Wichita St.	50	100	91	A	Tennessee	51	92				
				219	A	Arkansas St.	60	81	140	A	Illinois	50	65				
				74	A	Washington St.	56	85	235	A	Milwaukee	55	69				
				82	A	Iowa St.	40	90	126	A	Coastal Caro.	69	76				

Non-Div I Games: Philander Smith 66 54

Ark.-Pine Bluff

■ Loss,
 ■ Non-Conf,
 ■ S Site,
 ■ Home
 ■ A Away
 N Neutral

Arkansas

Through Games Of Jan. 9: 2020

Average RPI Win:	174	WON-LOST	WINNING	LAST 10	STRENGTH OF	OPP. STRENGTH	TEAM	ADJ.	CONF.	ADJ CONF.
Average RPI Loss:	43	RECORD	PCT. RANK	GAMES	SCHEDULE	OF SCHEDULE	RPI	RPI	RPI	RPI
DIV. I ONLY	13- 3	38	8-2	112	49	42	42	4	4	
DIV. I NON-CONF.	12- 1	9	7-0	208	81	34	34	5	5	
TOTALS	RPI 1-25	RPI 26-50	W-L RECORDS	RPI 51-100	RPI 101-150	RPI 150+				
13- 3	0- 2	0- 0	OVERALL	4- 0	3- 1	6- 0				
10- 1	0- 1	0- 0	HOME	4- 0	0- 0	6- 0				
1- 2	0- 1	0- 0	AWAY	0- 0	1- 1	0- 0				
2- 0	0- 0	0- 0	NEUTRAL	0- 0	2- 0	0- 0				
12- 1	0- 0	0- 0	NON-CONFERENCE	4- 0	2- 1	6- 0				
10- 0	0- 0	0- 0	HOME	4- 0	0- 0	6- 0				
0- 1	0- 0	0- 0	AWAY	0- 0	0- 1	0- 0				
2- 0	0- 0	0- 0	NEUTRAL	0- 0	2- 0	0- 0				
1- 2	0- 2	0- 0	CONFERENCE	0- 0	1- 0	0- 0				
0- 1	0- 1	0- 0	HOME	0- 0	0- 0	0- 0				
1- 1	0- 1	0- 0	AWAY	0- 0	1- 0	0- 0				
0- 0	0- 0	0- 0	NEUTRAL	0- 0	0- 0	0- 0				

RPI 1-25				RPI 26-50		Team's RPI: 42		RPI 51-100				RPI 101+			
RPI	S	Opponent	Score	RPI	S	Opponent	Score	RPI	S	Opponent	Score	RPI	S	Opponent	Score
4	A	South Carolina	82 91					79	H	Belmont	91 60	103	N	Wisconsin	68 64
18	H	Texas A&M	77 84					84	H	UT Martin	96 46	107	A	California	80 84
								87	H	Stony Brook	88 58	132	N	Fordham	71 59
								95	H	New Orleans	82 52	134	A	Auburn	86 70
												194	H	Little Rock	86 53
												206	H	Kansas St.	81 72
												218	H	Tulsa	91 41
												271	H	Oral Roberts	96 64
												315	H	McNeese	101 58
												341	H	Northwestern St.	99 39
LAST 10 Division I															
134	A	Auburn	86 70	4	A	South Carolina	82 91	218	H	Tulsa	91 41				
18	H	Texas A&M	77 84	206	H	Kansas St.	81 72	103	N	Wisconsin	68 64				
84	H	UT Martin	96 46	132	N	Fordham	71 59								
194	H	Little Rock	86 53												
341	H	Northwestern St.	99 39												

Non-Div I Games:

Arkansas

■ Loss,
 ■ Non-Conf, S Site,
 ■ Home
 ■ Away
 N Neutral

Average RPI Win:	283	WON-LOST	WINNING	LAST 10	STRENGTH OF	OPP. STRENGTH	TEAM	ADJ.	CONF.	ADJ CONF.
Average RPI Loss:	143	RECORD	PCT. RANK	GAMES	SCHEDULE	OF SCHEDULE	RPI	RPI	RPI	RPI
DIV. I ONLY	4- 9	259	4-6	151	256	219	219	23	23	
DIV. I NON-CONF.	2- 8	295	2-5	122	250	255	255	22	22	
TOTALS	RPI 1-25	RPI 26-50	W-L RECORDS	RPI 51-100	RPI 101-150	RPI 150+				
4- 9	0- 2	0- 0	OVERALL	0- 1	0- 1	4- 5				
2- 1	0- 0	0- 0	HOME	0- 0	0- 0	2- 1				
2- 7	0- 2	0- 0	AWAY	0- 0	0- 1	2- 4				
0- 1	0- 0	0- 0	NEUTRAL	0- 1	0- 0	0- 0				
2- 8	0- 2	0- 0	NON-CONFERENCE	0- 1	0- 0	2- 5				
1- 1	0- 0	0- 0	HOME	0- 0	0- 0	1- 1				
1- 6	0- 2	0- 0	AWAY	0- 0	0- 0	1- 4				
0- 1	0- 0	0- 0	NEUTRAL	0- 1	0- 0	0- 0				
2- 1	0- 0	0- 0	CONFERENCE	0- 0	0- 1	2- 0				
1- 0	0- 0	0- 0	HOME	0- 0	0- 0	1- 0				
1- 1	0- 0	0- 0	AWAY	0- 0	0- 1	1- 0				
0- 0	0- 0	0- 0	NEUTRAL	0- 0	0- 0	0- 0				

RPI 1-25				RPI 26-50				RPI 51-100				RPI 101+ Team's RPI: 219			
RPI	S	Opponent	Score	RPI	S	Opponent	Score	RPI	S	Opponent	Score	RPI	S	Opponent	Score
10	A	DePaul	64 109					93	N	N.C. A&T	50 55	113	A	UT Arlington	44 71
21	A	Baylor	43 111									160	H	Southeast Mo. St.	67 79
												182	A	Memphis	50 78
												209	A	Murray St.	62 77
												218	A	Tulsa	77 79
												253	A	Texas St.	56 53
												268	H	Ark.-Pine Bluff	81 60
												280	A	Louisiana Tech	54 67
												290	A	San Diego St.	71 62
												322	H	Georgia St.	70 68
LAST 10 Division I															
253	A	Texas St.	56 53	322	H	Georgia St.	70 68								
113	A	UT Arlington	44 71	268	H	Ark.-Pine Bluff	81 60								
280	A	Louisiana Tech	54 67	290	A	San Diego St.	71 62								
21	A	Baylor	43 111	209	A	Murray St.	62 77								
182	A	Memphis	50 78	93	N	N.C. A&T	50 55								

Non-Div I Games: Central Baptist 88 63

Arkansas St.

Army West Point

Through Games Of Jan. 9: 2020

Average RPI Win:	327	WON-LOST	WINNING	LAST 10	STRENGTH OF	OPP. STRENGTH	TEAM	ADJ.	CONF.	ADJ CONF.
Average RPI Loss:	132	RECORD	PCT. RANK	GAMES	SCHEDULE	OF SCHEDULE	RPI	RPI	RPI	RPI
DIV. I ONLY	4- 10	273	3-7	171	317	264	264	16	16	
DIV. I NON-CONF.	4- 7	225	3-4	226	324	264	264	15	15	
TOTALS	RPI 1-25	RPI 26-50	W-L RECORDS	RPI 51-100	RPI 101-150	RPI 150+				
4- 10	0- 0	0- 1	OVERALL	0- 3	0- 2	4- 4				
2- 4	0- 0	0- 1	HOME	0- 1	0- 1	2- 1				
2- 6	0- 0	0- 0	AWAY	0- 2	0- 1	2- 3				
0- 0	0- 0	0- 0	NEUTRAL	0- 0	0- 0	0- 0				
4- 7	0- 0	0- 1	NON-CONFERENCE	0- 2	0- 1	4- 3				
2- 3	0- 0	0- 1	HOME	0- 0	0- 1	2- 1				
2- 4	0- 0	0- 0	AWAY	0- 2	0- 0	2- 2				
0- 0	0- 0	0- 0	NEUTRAL	0- 0	0- 0	0- 0				
0- 3	0- 0	0- 0	CONFERENCE	0- 1	0- 1	0- 1				
0- 1	0- 0	0- 0	HOME	0- 1	0- 0	0- 0				
0- 2	0- 0	0- 0	AWAY	0- 0	0- 1	0- 1				
0- 0	0- 0	0- 0	NEUTRAL	0- 0	0- 0	0- 0				

RPI S	Opponent	Score	RPI S	Opponent	Score	RPI S	Opponent	Score	RPI S	Opponent	Score	Team's RPI: 264
40	H TCU	52 66	53	A Arizona St.	51 83	102	A Colgate	93 100				
			63	A St. John's (NY)	60 96	124	H William & Mary	65 77				
			89	H Bucknell	52 63	152	H Columbia	62 71				
						190	A American	57 73				
						220	A Manhattan	56 86				
						286	A St. Francis Brooklyn	64 70				
						316	A Air Force	68 66				
						318	H Bryant	81 75				
						328	A Fairleigh Dickinson	70 68				
						346	H LIU Brooklyn	67 60				
LAST 10 Division I												
102	A Colgate	93 100	190	A American	57 73							
89	H Bucknell	52 63	346	H LIU Brooklyn	67 60							
318	H Bryant	81 75	328	A Fairleigh Dickinson	70 68							
220	A Manhattan	56 86	40	H TCU	52 66							
63	A St. John's (NY)	60 96	152	H Columbia	62 71							

Non-Div I Games:

Army West Point

Loss, Non-Conf, S Site, H Home A Away N Neutral

Average RPI Win:	213	WON-LOST	WINNING	LAST 10	STRENGTH OF	OPP. STRENGTH	TEAM	ADJ.	CONF.	ADJ CONF.
Average RPI Loss:	64	RECORD	PCT. RANK	GAMES	SCHEDULE	OF SCHEDULE	RPI	RPI	RPI	RPI
DIV. I ONLY	6- 8	213	4-6	40	95	134	134	4	4	
DIV. I NON-CONF.	6- 5	151	4-3	88	104	114	114	5	5	
TOTALS	RPI 1-25	RPI 26-50	W-L RECORDS	RPI 51-100	RPI 101-150	RPI 150+				
6- 8	0- 0	0- 6	OVERALL	0- 0	3- 2	3- 0				
4- 3	0- 0	0- 2	HOME	0- 0	2- 1	2- 0				
1- 3	0- 0	0- 2	AWAY	0- 0	0- 1	1- 0				
1- 2	0- 0	0- 2	NEUTRAL	0- 0	1- 0	0- 0				
6- 5	0- 0	0- 4	NON-CONFERENCE	0- 0	3- 1	3- 0				
4- 1	0- 0	0- 1	HOME	0- 0	2- 0	2- 0				
1- 2	0- 0	0- 1	AWAY	0- 0	0- 1	1- 0				
1- 2	0- 0	0- 2	NEUTRAL	0- 0	1- 0	0- 0				
0- 3	0- 0	0- 2	CONFERENCE	0- 0	0- 1	0- 0				
0- 2	0- 0	0- 1	HOME	0- 0	0- 1	0- 0				
0- 1	0- 0	0- 1	AWAY	0- 0	0- 0	0- 0				
0- 0	0- 0	0- 0	NEUTRAL	0- 0	0- 0	0- 0				

RPI S	Opponent	Score	RPI S	Opponent	Score	RPI S	Opponent	Score	RPI S	Opponent	Score
			28 N	Drake	82 83				115 N	Dayton	76 74
			40 A	TCU	65 80				122 H	Florida	63 83
			42 H	Arkansas	70 86				133 H	Saint Joseph's	66 62
			47 N	Middle Tenn.	50 73				138 A	UAB	75 80
			48 H	Old Dominion	77 89				146 H	Bethune-Cookman	74 56
			49 A	Vanderbilt	55 77				282 A	South Alabama	82 62
									294 H	Wofford	84 82
									310 H	Jacksonville St.	62 53
LAST 10 Division I											
			42 H	Arkansas	70 86				122 H	Florida	63 83
			49 A	Vanderbilt	55 77				282 A	South Alabama	82 62
			310 H	Jacksonville St.	62 53				28 N	Drake	82 83
			146 H	Bethune-Cookman	74 56				115 N	Dayton	76 74
			40 A	TCU	65 80				47 N	Middle Tenn.	50 73

Non-Div I Games:

Auburn

■ Loss,
 ■ Non-Conf,
 ■ S Site,
 ■ H Home
 ■ A Away
 N Neutral

Average RPI Win:	246	WON-LOST	WINNING	LAST 10	STRENGTH OF	OPP. STRENGTH	TEAM	ADJ.	CONF.	ADJ CONF.
Average RPI Loss:	111	RECORD	PCT. RANK	GAMES	SCHEDULE	OF SCHEDULE	RPI	RPI	RPI	RPI
DIV. I ONLY	7- 5	128	6-4	203	304	141	141	18	18	
DIV. I NON-CONF.	7- 2	56	6-1	238	306	78	78	20	20	
TOTALS	RPI 1-25	RPI 26-50	W-L RECORDS	RPI 51-100	RPI 101-150	RPI 150+				
7- 5	0- 1	0- 0	OVERALL	1- 1	1- 1	5- 2				
2- 2	0- 0	0- 0	HOME	1- 1	0- 0	1- 1				
4- 3	0- 1	0- 0	AWAY	0- 0	0- 1	4- 1				
1- 0	0- 0	0- 0	NEUTRAL	0- 0	1- 0	0- 0				
7- 2	0- 1	0- 0	NON-CONFERENCE	1- 0	1- 1	5- 0				
2- 0	0- 0	0- 0	HOME	1- 0	0- 0	1- 0				
4- 2	0- 1	0- 0	AWAY	0- 0	0- 1	4- 0				
1- 0	0- 0	0- 0	NEUTRAL	0- 0	1- 0	0- 0				
0- 3	0- 0	0- 0	CONFERENCE	0- 1	0- 0	0- 2				
0- 2	0- 0	0- 0	HOME	0- 1	0- 0	0- 1				
0- 1	0- 0	0- 0	AWAY	0- 0	0- 0	0- 1				
0- 0	0- 0	0- 0	NEUTRAL	0- 0	0- 0	0- 0				

RPI 1-25				RPI 26-50				RPI 51-100				RPI 101+				Team's RPI: 141
RPI	S	Opponent	Score	RPI	S	Opponent	Score	RPI	S	Opponent	Score	RPI	S	Opponent	Score	
17	A	Kentucky	52 81					84	H	UT Martin	61 69	140	A	Illinois	62 76	
								88	H	Illinois St.	77 72	147	N	Binghamton	80 63	
												153	A	Tennessee Tech	49 58	
												160	H	Southeast Mo. St.	66 79	
												224	A	Chattanooga	50 49	
												265	A	Alabama A&M	67 61	
												314	A	FIU	58 56	
												336	H	Evansville	80 64	
												349	A	Mississippi Val.	100 82	
LAST 10 Division I																
				84	H	UT Martin	61 69	153	A	Tennessee Tech	49 58					
				160	H	Southeast Mo. St.	66 79	265	A	Alabama A&M	67 61					
				88	H	Illinois St.	77 72	17	A	Kentucky	52 81					
				314	A	FIU	58 56	224	A	Chattanooga	50 49					
				147	N	Binghamton	80 63	336	H	Evansville	80 64					

Non-Div I Games: Christian Bros. 82 62 Ky. Wesleyan 103 70

Austin Peay

■ Loss,
 ■ Non-Conf, S Site,
 ■ Home
 ■ Away
 N Neutral

Average RPI Win:	242	WON-LOST	WINNING	LAST 10	STRENGTH OF	OPP. STRENGTH	TEAM	ADJ.	CONF.	ADJ CONF.
Average RPI Loss:	80	RECORD	PCT. RANK	GAMES	SCHEDULE	OF SCHEDULE	RPI	RPI	RPI	RPI
DIV. I ONLY	6- 7	192	4-6	68	154	125	125	11	11	
DIV. I NON-CONF.	4- 5	195	2-4	62	181	121	121	11	11	
TOTALS	RPI 1-25	RPI 26-50	W-L RECORDS	RPI 51-100	RPI 101-150	RPI 150+				
6- 7	0- 2	0- 0	OVERALL	0- 2	1- 2	5- 1				
2- 3	0- 1	0- 0	HOME	0- 0	0- 1	2- 1				
3- 3	0- 0	0- 0	AWAY	0- 2	1- 1	2- 0				
1- 1	0- 1	0- 0	NEUTRAL	0- 0	0- 0	1- 0				
4- 5	0- 1	0- 0	NON-CONFERENCE	0- 2	1- 2	3- 0				
2- 1	0- 0	0- 0	HOME	0- 0	0- 1	2- 0				
1- 3	0- 0	0- 0	AWAY	0- 2	1- 1	0- 0				
1- 1	0- 1	0- 0	NEUTRAL	0- 0	0- 0	1- 0				
2- 2	0- 1	0- 0	CONFERENCE	0- 0	0- 0	2- 1				
0- 2	0- 1	0- 0	HOME	0- 0	0- 0	0- 1				
2- 0	0- 0	0- 0	AWAY	0- 0	0- 0	2- 0				
0- 0	0- 0	0- 0	NEUTRAL	0- 0	0- 0	0- 0				

RPI	S	Opponent	Score	RPI	S	Opponent	Score	RPI	S	Opponent	Score	RPI	S	Opponent	Score	Team's RPI: 125
6	N	Oregon St.	34 65					53	A	Arizona St.	52 60	108	A	Boise St.	55 66	
8	H	Gonzaga	43 55					74	A	Washington St.	50 67	116	A	Fresno St.	71 65	
												150	H	Utah	73 77	
												159	H	Portland	48 57	
												195	N	San Jose St.	75 56	
												238	A	Pepperdine	65 47	
												269	A	LMU (CA)	59 44	
												289	H	Utah St.	67 50	
												343	H	Utah Valley	71 57	
LAST 10 Division I																
8	H	Gonzaga	43 55	159	H	Portland	48 57									
238	A	Pepperdine	65 47	343	H	Utah Valley	71 57									
269	A	LMU (CA)	59 44	108	A	Boise St.	55 66									
6	N	Oregon St.	34 65	53	A	Arizona St.	52 60									
195	N	San Jose St.	75 56	150	H	Utah	73 77									

Non-Div I Games: Tex. A&M-Kingsville90 38

BYU

Average RPI Win:	187	WON-LOST	WINNING	LAST 10	STRENGTH OF	OPP. STRENGTH	TEAM	ADJ.	CONF.	ADJ CONF.
Average RPI Loss:	90	RECORD	PCT. RANK	GAMES	SCHEDULE	OF SCHEDULE	RPI	RPI	RPI	RPI
DIV. I ONLY	9- 4	74	8-2	162	105	80	80	10	10	
DIV. I NON-CONF.	7- 4	100	6-2	171	119	94	94	10	10	
TOTALS	RPI 1-25	RPI 26-50	W-L RECORDS	RPI 51-100	RPI 101-150	RPI 150+				
9- 4	0- 0	0- 1	OVERALL	1- 1	2- 2	6- 0				
3- 1	0- 0	0- 1	HOME	0- 0	1- 0	2- 0				
3- 2	0- 0	0- 0	AWAY	0- 1	0- 1	3- 0				
3- 1	0- 0	0- 0	NEUTRAL	1- 0	1- 1	1- 0				
7- 4	0- 0	0- 1	NON-CONFERENCE	1- 1	1- 2	5- 0				
2- 1	0- 0	0- 1	HOME	0- 0	0- 0	2- 0				
2- 2	0- 0	0- 0	AWAY	0- 1	0- 1	2- 0				
3- 1	0- 0	0- 0	NEUTRAL	1- 0	1- 1	1- 0				
2- 0	0- 0	0- 0	CONFERENCE	0- 0	1- 0	1- 0				
1- 0	0- 0	0- 0	HOME	0- 0	1- 0	0- 0				
1- 0	0- 0	0- 0	AWAY	0- 0	0- 0	1- 0				
0- 0	0- 0	0- 0	NEUTRAL	0- 0	0- 0	0- 0				

RPI 1-25				RPI 26-50				RPI 51-100				Team's RPI: 80		RPI 101+			
RPI	S	Opponent	Score	RPI	S	Opponent	Score	RPI	S	Opponent	Score			RPI	S	Opponent	Score
				50	H	Western Ky.	86 91	70	A	IUPUI	48 65			103	N	Wisconsin	56 67
								90	N	Lehigh	54 52			111	N	Providence	52 51
														129	H	Kent St.	66 62
														136	A	Cincinnati	56 63
														165	H	Butler	74 70
														172	A	New Mexico	70 57
														180	A	Bowling Green	86 80
														241	H	Xavier	70 49
														269	N	LMU (CA)	77 72
														324	A	Purdue Fort Wayne	83 52
LAST 10 Division I																	
				129	H	Kent St.	66 62	180	A	Bowling Green	86 80						
				172	A	New Mexico	70 57	103	N	Wisconsin	56 67						
				111	N	Providence	52 51	90	N	Lehigh	54 52						
				269	N	LMU (CA)	77 72	165	H	Butler	74 70						
				50	H	Western Ky.	86 91	241	H	Xavier	70 49						

Non-Div I Games: Urbana 84 49

Ball St.

■ Loss,
 ■ Non-Conf,
 ■ S Site,
 ■ H Home
 ■ A Away
 N Neutral

Average RPI Win:	159	WON-LOST	WINNING	LAST 10	STRENGTH OF	OPP. STRENGTH	TEAM	ADJ.	CONF.	ADJ CONF.
Average RPI Loss:	4	RECORD	PCT. RANK	GAMES	SCHEDULE	OF SCHEDULE	RPI	RPI	RPI	RPI
DIV. I ONLY	12- 1	10	9-1	105	7	21	21	5	5	
DIV. I NON-CONF.	11- 1	13	8-1	117	15	20	20	4	4	
TOTALS	RPI 1-25	RPI 26-50	W-L RECORDS	RPI 51-100	RPI 101-150	RPI 150+				
12- 1	2- 1	1- 0	OVERALL	3- 0	0- 0	6- 0				
8- 0	0- 0	0- 0	HOME	2- 0	0- 0	6- 0				
2- 0	1- 0	1- 0	AWAY	0- 0	0- 0	0- 0				
2- 1	1- 1	0- 0	NEUTRAL	1- 0	0- 0	0- 0				
11- 1	2- 1	0- 0	NON-CONFERENCE	3- 0	0- 0	6- 0				
8- 0	0- 0	0- 0	HOME	2- 0	0- 0	6- 0				
1- 0	1- 0	0- 0	AWAY	0- 0	0- 0	0- 0				
2- 1	1- 1	0- 0	NEUTRAL	1- 0	0- 0	0- 0				
1- 0	0- 0	1- 0	CONFERENCE	0- 0	0- 0	0- 0				
0- 0	0- 0	0- 0	HOME	0- 0	0- 0	0- 0				
1- 0	0- 0	1- 0	AWAY	0- 0	0- 0	0- 0				
0- 0	0- 0	0- 0	NEUTRAL	0- 0	0- 0	0- 0				

RPI	S	Opponent	Score
1	A	UConn	74 58
4	N	South Carolina	59 74
9	N	Indiana	77 62

RPI	S	Opponent	Score
41	A	Oklahoma	77 56

RPI	S	Opponent	Score
74	N	Washington St.	89 66
77	H	Georgia	72 38
96	H	South Fla.	58 46

RPI	S	Opponent	Score
176	H	Lamar University	90 28
219	H	Arkansas St.	111 43
277	H	Morehead St.	94 47
304	H	Houston Baptist	112 42
312	H	Grambling	120 46
321	H	New Hampshire	97 29

LAST 10 Division I

41	A	Oklahoma	77 56	1	A	UConn	74 58
277	H	Morehead St.	94 47	9	N	Indiana	77 62
219	H	Arkansas St.	111 43	74	N	Washington St.	89 66
77	H	Georgia	72 38	176	H	Lamar University	90 28
4	N	South Carolina	59 74	96	H	South Fla.	58 46

Non-Div I Games:

Baylor

■ Loss,
 ■ Non-Conf, S Site,
 ■ Home
 ■ Away
 N Neutral

Belmont

Through Games Of Jan. 9: 2020

Average RPI Win:	187	WON-LOST	WINNING	LAST 10	STRENGTH OF	OPP. STRENGTH	TEAM	ADJ.	CONF.	ADJ CONF.
Average RPI Loss:	59	RECORD	PCT. RANK	GAMES	SCHEDULE	OF SCHEDULE	RPI	RPI	RPI	RPI
DIV. I ONLY	8- 6	136	5-5	72	88	79	79	18	18	
DIV. I NON-CONF.	5- 6	187	2-5	58	20	99	99	20	20	
TOTALS	RPI 1-25	RPI 26-50	W-L RECORDS	RPI 51-100	RPI 101-150	RPI 150+				
8- 6	0- 0	1- 5	OVERALL	1- 0	0- 0	6- 1				
6- 0	0- 0	1- 0	HOME	1- 0	0- 0	4- 0				
2- 4	0- 0	0- 3	AWAY	0- 0	0- 0	2- 1				
0- 2	0- 0	0- 2	NEUTRAL	0- 0	0- 0	0- 0				
5- 6	0- 0	1- 5	NON-CONFERENCE	1- 0	0- 0	3- 1				
4- 0	0- 0	1- 0	HOME	1- 0	0- 0	2- 0				
1- 4	0- 0	0- 3	AWAY	0- 0	0- 0	1- 1				
0- 2	0- 0	0- 2	NEUTRAL	0- 0	0- 0	0- 0				
3- 0	0- 0	0- 0	CONFERENCE	0- 0	0- 0	3- 0				
2- 0	0- 0	0- 0	HOME	0- 0	0- 0	2- 0				
1- 0	0- 0	0- 0	AWAY	0- 0	0- 0	1- 0				
0- 0	0- 0	0- 0	NEUTRAL	0- 0	0- 0	0- 0				

RPI S	Opponent	Score	RPI S	Opponent	Score	RPI S	Opponent	Score	RPI S	Opponent	Score
26	N Virginia Tech	58 60	29	N Maryland	26 90	35	A Marquette	51 53	160	A Southeast Mo. St.	57 45
42	A Arkansas	60 91	47	H Middle Tenn.	68 57	213	H Northern Ky.	62 45	174	A Toledo	48 53
50	A Western Ky.	46 77	244	A Lipscomb	69 68	224	H Chattanooga	63 50	252	H Eastern Ill.	69 45
						301	H SIUE	69 48			
LAST 10 Division I											
252	H Eastern Ill.	69 45	160	A Southeast Mo. St.	57 45	174	A Toledo	48 53	29	N Maryland	26 90
301	H SIUE	69 48	42	A Arkansas	60 91	26	N Virginia Tech	58 60			
35	A Marquette	51 53									
47	H Middle Tenn.	68 57									
244	A Lipscomb	69 68									

Non-Div I Games:

Belmont

Loss, Non-Conf, S Site, H Home A Away N Neutral

Bethune-Cookman

Through Games Of Jan. 9: 2020

Average RPI Win:	267	WON-LOST	WINNING	LAST 10	STRENGTH OF	OPP. STRENGTH	TEAM	ADJ.	CONF.	ADJ CONF.
Average RPI Loss:	100	RECORD	PCT. RANK	GAMES	SCHEDULE	OF SCHEDULE	RPI	RPI	RPI	RPI
DIV. I ONLY	7- 5	128	5-5	254	209	146	146	30	30	
DIV. I NON-CONF.	6- 4	122	4-4	279	197	166	166	30	30	
TOTALS	RPI 1-25	RPI 26-50	W-L RECORDS	RPI 51-100	RPI 101-150	RPI 150+				
7- 5	0- 0	0- 1	OVERALL	0- 2	0- 1	7- 1				
1- 2	0- 0	0- 1	HOME	0- 1	0- 0	1- 0				
5- 3	0- 0	0- 0	AWAY	0- 1	0- 1	5- 1				
1- 0	0- 0	0- 0	NEUTRAL	0- 0	0- 0	1- 0				
6- 4	0- 0	0- 1	NON-CONFERENCE	0- 2	0- 1	6- 0				
1- 2	0- 0	0- 1	HOME	0- 1	0- 0	1- 0				
4- 2	0- 0	0- 0	AWAY	0- 1	0- 1	4- 0				
1- 0	0- 0	0- 0	NEUTRAL	0- 0	0- 0	1- 0				
1- 1	0- 0	0- 0	CONFERENCE	0- 0	0- 0	1- 1				
0- 0	0- 0	0- 0	HOME	0- 0	0- 0	0- 0				
1- 1	0- 0	0- 0	AWAY	0- 0	0- 0	1- 1				
0- 0	0- 0	0- 0	NEUTRAL	0- 0	0- 0	0- 0				

RPI 1-25				RPI 26-50				RPI 51-100				RPI 101+				Team's RPI: 146	
RPI	S	Opponent	Score	RPI	S	Opponent	Score	RPI	S	Opponent	Score	RPI	S	Opponent	Score		
				32	H	Central Mich.	67 92	60	H	Troy	62 68	134	A	Auburn	56 74		
								86	A	Alabama	49 60	186	A	Norfolk St.	51 61		
												191	A	Howard	75 59		
												215	A	Jacksonville	53 52		
												227	A	Stetson	59 55		
												287	N	Appalachian St.	61 44		
												291	H	Ga. Southern	75 57		
												314	A	FIU	65 60		
												344	A	Charleston So.	81 41		
LAST 10 Division I																	
				186	A	Norfolk St.	51 61	191	A	Howard	75 59						
				32	H	Central Mich.	67 92	134	A	Auburn	56 74						
				227	A	Stetson	59 55	215	A	Jacksonville	53 52						
				287	N	Appalachian St.	61 44	60	H	Troy	62 68						
				86	A	Alabama	49 60	344	A	Charleston So.	81 41						

Non-Div I Games: Edward Waters 79 46 Palm Beach Atl. 68 45

Bethune-Cookman

Loss, Non-Conf, S Site, H Home A Away N Neutral

Average RPI Win: 264		WON-LOST	WINNING	LAST 10	STRENGTH OF	OPP. STRENGTH	TEAM	ADJ.	CONF.	ADJ CONF.
Average RPI Loss: 160		RECORD	PCT. RANK	GAMES	SCHEDULE	OF SCHEDULE	RPI	RPI	RPI	RPI
DIV. I ONLY		11- 3	45	7-3	339	163	147	147	28	28
DIV. I NON-CONF.		10- 2	31	6-2	333	130	129	129	29	29
TOTALS		RPI 1-25	RPI 26-50	W-L RECORDS	RPI 51-100	RPI 101-150	RPI 150+			
11- 3	0- 0		0- 1	OVERALL	0- 0	1- 1	10- 1			
5- 0	0- 0		0- 0	HOME	0- 0	0- 0	5- 0			
5- 2	0- 0		0- 1	AWAY	0- 0	1- 0	4- 1			
1- 1	0- 0		0- 0	NEUTRAL	0- 0	0- 1	1- 0			
10- 2	0- 0		0- 1	NON-CONFERENCE	0- 0	1- 1	9- 0			
5- 0	0- 0		0- 0	HOME	0- 0	0- 0	5- 0			
4- 1	0- 0		0- 1	AWAY	0- 0	1- 0	3- 0			
1- 1	0- 0		0- 0	NEUTRAL	0- 0	0- 1	1- 0			
1- 1	0- 0		0- 0	CONFERENCE	0- 0	0- 0	1- 1			
0- 0	0- 0		0- 0	HOME	0- 0	0- 0	0- 0			
1- 1	0- 0		0- 0	AWAY	0- 0	0- 0	1- 1			
0- 0	0- 0		0- 0	NEUTRAL	0- 0	0- 0	0- 0			

RPI 1-25				RPI 26-50				RPI 51-100				RPI 101+ Team's RPI: 147			
RPI	S	Opponent	Score	RPI	S	Opponent	Score	RPI	S	Opponent	Score	RPI	S	Opponent	Score
				31	A	Miami (FL)	56 79					141	N	Austin Peay	63 80
												144	A	Cornell	59 56
												185	H	Eastern Mich.	78 67
												229	A	Delaware St.	75 66
												242	H	Lafayette	74 64
												250	H	Niagara	74 55
												275	H	St. Bonaventure	78 67
												306	A	UMBC	61 43
												309	A	Albany (NY)	53 56
												312	N	Grambling	88 67
												313	H	NJIT	75 40
												323	A	Siena	89 62
												328	A	Fairleigh Dickinson	60 48
LAST 10 Division I															
				309	A	Albany (NY)	53 56	306	A	UMBC	61 43				
				313	H	NJIT	75 40	144	A	Cornell	59 56				
				312	N	Grambling	88 67	185	H	Eastern Mich.	78 67				
				141	N	Austin Peay	63 80	275	H	St. Bonaventure	78 67				
				31	A	Miami (FL)	56 79	328	A	Fairleigh Dickinson	60 48				

Non-Div I Games:	Bloomsburg	70	45
------------------	------------	----	----

Binghamton

Loss, Non-Conf, S Site, H Home A Away N Neutral

Average RPI Win:	228	WON-LOST	WINNING	LAST 10	STRENGTH OF	OPP. STRENGTH	TEAM	ADJ.	CONF.	ADJ CONF.
Average RPI Loss:	92	RECORD	PCT. RANK	GAMES	SCHEDULE	OF SCHEDULE	RPI	RPI	RPI	RPI
DIV. I ONLY	9- 6	113	7-3	127	146	108	108	21	21	
DIV. I NON-CONF.	6- 4	122	4-1	89	56	85	85	25	25	
TOTALS	RPI 1-25	RPI 26-50	W-L RECORDS	RPI 51-100	RPI 101-150	RPI 150+				
9- 6	0- 2	0- 1	OVERALL	0- 1	2- 0	7- 2				
6- 2	0- 1	0- 0	HOME	0- 1	1- 0	5- 0				
3- 4	0- 1	0- 1	AWAY	0- 0	1- 0	2- 2				
0- 0	0- 0	0- 0	NEUTRAL	0- 0	0- 0	0- 0				
6- 4	0- 2	0- 1	NON-CONFERENCE	0- 1	2- 0	4- 0				
4- 2	0- 1	0- 0	HOME	0- 1	1- 0	3- 0				
2- 2	0- 1	0- 1	AWAY	0- 0	1- 0	1- 0				
0- 0	0- 0	0- 0	NEUTRAL	0- 0	0- 0	0- 0				
3- 2	0- 0	0- 0	CONFERENCE	0- 0	0- 0	3- 2				
2- 0	0- 0	0- 0	HOME	0- 0	0- 0	2- 0				
1- 2	0- 0	0- 0	AWAY	0- 0	0- 0	1- 2				
0- 0	0- 0	0- 0	NEUTRAL	0- 0	0- 0	0- 0				

RPI 1-25				RPI 26-50				RPI 51-100				RPI 101+ Team's RPI: 108			
RPI	S	Opponent	Score	RPI	S	Opponent	Score	RPI	S	Opponent	Score	RPI	S	Opponent	Score
2	H	Missouri St.	69 72	40	A	TCU	65 77	74	H	Washington St.	68 80	125	H	BYU	66 55
3	A	Louisville	82 98									138	A	UAB	83 81
												172	H	New Mexico	83 82
												201	H	Portland St.	82 57
												216	A	UNLV	65 66
												217	A	Wyoming	68 73
												232	A	Colorado St.	72 69
												238	H	Pepperdine	76 74
												296	A	Eastern Wash.	63 61
												311	H	Nevada	54 40
												343	H	Utah Valley	77 69
LAST 10 Division I															
311	H	Nevada	54 40	216	A	UNLV	65 66								
217	A	Wyoming	68 73	232	A	Colorado St.	72 69								
238	H	Pepperdine	76 74	172	H	New Mexico	83 82								
296	A	Eastern Wash.	63 61	40	A	TCU	65 77								
125	H	BYU	66 55	343	H	Utah Valley	77 69								

Non-Div I Games: Lewis-Clark St. 88 34 Western Ore. 75 32

Boise St.

■ Loss,
 ■ Non-Conf, S Site,
 ■ Home
 ■ Away
 N Neutral

Average RPI Win:	210	WON-LOST	WINNING	LAST 10	STRENGTH OF	OPP. STRENGTH	TEAM	ADJ.	CONF.	ADJ CONF.
Average RPI Loss:	56	RECORD	PCT. RANK	GAMES	SCHEDULE	OF SCHEDULE	RPI	RPI	RPI	RPI
DIV. I ONLY	9- 6	113	6-4	118	58	83	83	3	3	
DIV. I NON-CONF.	7- 4	100	4-2	98	136	74	74	2	2	
TOTALS	RPI 1-25	RPI 26-50	W-L RECORDS	RPI 51-100	RPI 101-150	RPI 150+				
9- 6	0- 2	0- 2	OVERALL	0- 0	2- 2	7- 0				
5- 1	0- 1	0- 0	HOME	0- 0	0- 0	5- 0				
3- 4	0- 1	0- 1	AWAY	0- 0	1- 2	2- 0				
1- 1	0- 0	0- 1	NEUTRAL	0- 0	1- 0	0- 0				
7- 4	0- 1	0- 1	NON-CONFERENCE	0- 0	1- 2	6- 0				
5- 0	0- 0	0- 0	HOME	0- 0	0- 0	5- 0				
1- 3	0- 1	0- 0	AWAY	0- 0	0- 2	1- 0				
1- 1	0- 0	0- 1	NEUTRAL	0- 0	1- 0	0- 0				
2- 2	0- 1	0- 1	CONFERENCE	0- 0	1- 0	1- 0				
0- 1	0- 1	0- 0	HOME	0- 0	0- 0	0- 0				
2- 1	0- 0	0- 1	AWAY	0- 0	1- 0	1- 0				
0- 0	0- 0	0- 0	NEUTRAL	0- 0	0- 0	0- 0				

RPI 1-25				RPI 26-50				RPI 51-100				Team's RPI: 83	RPI 101+			
RPI	S	Opponent	Score	RPI	S	Opponent	Score	RPI	S	Opponent	Score		RPI	S	Opponent	Score
16	H	NC State	54 72	43	A	Duke	73 85						101	A	Holy Cross	71 80
20	A	Northwestern	63 66	45	N	Charlotte	68 84						111	A	Providence	60 76
													123	A	Notre Dame	75 65
													148	N	Tulane	89 76
													156	H	VCU	87 52
													192	H	Rhode Island	66 55
													202	A	Boston U.	88 57
													229	H	Delaware St.	109 69
													267	H	UMass Lowell	89 46
													285	A	Pittsburgh	79 70
													286	H	St. Francis Brooklyn	106 69
LAST 10 Division I																
285	A	Pittsburgh	79 70	123	A	Notre Dame	75 65									
16	H	NC State	54 72	20	A	Northwestern	63 66									
229	H	Delaware St.	109 69	148	N	Tulane	89 76									
202	A	Boston U.	88 57	45	N	Charlotte	68 84									
43	A	Duke	73 85	156	H	VCU	87 52									

Non-Div I Games:

Boston College

■ Loss,
 ■ Non-Conf, S Site,
 ■ Home
 ■ Away
 N Neutral

Average RPI Win: 246	WON-LOST	WINNING	LAST 10	STRENGTH OF	OPP. STRENGTH	TEAM	ADJ.	CONF.	ADJ CONF.
Average RPI Loss: 138	RECORD	PCT. RANK	GAMES	SCHEDULE	OF SCHEDULE	RPI	RPI	RPI	RPI
DIV. I ONLY	6- 8	213	3-7	152	266	202	202	16	16
DIV. I NON-CONF.	5- 6	187	2-5	168	276	196	196	15	15
TOTALS	RPI 1-25	RPI 26-50	W-L RECORDS	RPI 51-100	RPI 101-150	RPI 150+			
6- 8	0- 0	0- 0	OVERALL	0- 3	0- 3	6- 2			
3- 4	0- 0	0- 0	HOME	0- 2	0- 2	3- 0			
3- 4	0- 0	0- 0	AWAY	0- 1	0- 1	3- 2			
0- 0	0- 0	0- 0	NEUTRAL	0- 0	0- 0	0- 0			
5- 6	0- 0	0- 0	NON-CONFERENCE	0- 2	0- 3	5- 1			
2- 4	0- 0	0- 0	HOME	0- 2	0- 2	2- 0			
3- 2	0- 0	0- 0	AWAY	0- 0	0- 1	3- 1			
0- 0	0- 0	0- 0	NEUTRAL	0- 0	0- 0	0- 0			
1- 2	0- 0	0- 0	CONFERENCE	0- 1	0- 0	1- 1			
1- 0	0- 0	0- 0	HOME	0- 0	0- 0	1- 0			
0- 2	0- 0	0- 0	AWAY	0- 1	0- 0	0- 1			
0- 0	0- 0	0- 0	NEUTRAL	0- 0	0- 0	0- 0			

RPI 1-25				RPI 26-50				RPI 51-100				RPI 101+				Team's RPI: 202	
RPI	S	Opponent	Score	RPI	S	Opponent	Score	RPI	S	Opponent	Score	RPI	S	Opponent	Score		
								70	H	Marist	75	89	107	A	California	62	73
								83	H	Boston College	57	88	131	H	Harvard	39	66
								90	A	Lehigh	34	51	137	H	Massachusetts	45	58
													190	H	American	59	44
													197	H	Northeastern	72	56
													198	H	Dartmouth	74	56
													242	A	Lafayette	57	59
													246	A	UC Davis	68	75
													262	A	Maine	62	49
													309	A	Albany (NY)	60	58
													321	A	New Hampshire	78	64
LAST 10 Division I																	
190	H	American	59	44	90	A	Lehigh	34	51								
242	A	Lafayette	57	59	137	H	Massachusetts	45	58								
197	H	Northeastern	72	56	107	A	California	62	73								
198	H	Dartmouth	74	56	246	A	UC Davis	68	75								
83	H	Boston College	57	88	131	H	Harvard	39	66								

Non-Div I Games:

Boston U.

Bowling Green

Through Games Of Jan. 9: 2020

Average RPI Win:	257	WON-LOST	WINNING	LAST 10	STRENGTH OF	OPP. STRENGTH	TEAM	ADJ.	CONF.	ADJ CONF.
Average RPI Loss:	131	RECORD	PCT. RANK	GAMES	SCHEDULE	OF SCHEDULE	RPI	RPI	RPI	RPI
DIV. I ONLY	5- 7	216	3-7	140	251	180	180	10	10	
DIV. I NON-CONF.	5- 5	163	3-5	165	266	140	140	10	10	
TOTALS	RPI 1-25	RPI 26-50	W-L RECORDS	RPI 51-100	RPI 101-150	RPI 150+				
5- 7	0- 1	0- 0	OVERALL	0- 2	0- 0	5- 4				
2- 1	0- 0	0- 0	HOME	0- 1	0- 0	2- 0				
2- 4	0- 1	0- 0	AWAY	0- 1	0- 0	2- 2				
1- 2	0- 0	0- 0	NEUTRAL	0- 0	0- 0	1- 2				
5- 5	0- 1	0- 0	NON-CONFERENCE	0- 1	0- 0	5- 3				
2- 0	0- 0	0- 0	HOME	0- 0	0- 0	2- 0				
2- 3	0- 1	0- 0	AWAY	0- 1	0- 0	2- 1				
1- 2	0- 0	0- 0	NEUTRAL	0- 0	0- 0	1- 2				
0- 2	0- 0	0- 0	CONFERENCE	0- 1	0- 0	0- 1				
0- 1	0- 0	0- 0	HOME	0- 1	0- 0	0- 0				
0- 1	0- 0	0- 0	AWAY	0- 0	0- 0	0- 1				
0- 0	0- 0	0- 0	NEUTRAL	0- 0	0- 0	0- 0				

RPI 1-25				RPI 26-50				RPI 51-100				RPI 101+ Team's RPI: 180			
RPI	S	Opponent	Score	RPI	S	Opponent	Score	RPI	S	Opponent	Score	RPI	S	Opponent	Score
23	A	Purdue	74 81					80	H	Ball St.	80 86	155	N	Green Bay	54 73
								97	A	Loyola Chicago	76 84	164	A	Valparaiso	90 95
												178	H	Cleveland St.	89 62
												185	A	Eastern Mich.	61 78
												210	N	San Francisco	56 64
												235	A	Milwaukee	63 51
												277	H	Morehead St.	79 65
												297	N	California Baptist	98 60
												300	A	Marshall	82 69
LAST 10 Division I															
185	A	Eastern Mich.	61 78	80	H	Ball St.	80 86	297	N	California Baptist	98 60				
23	A	Purdue	74 81	210	N	San Francisco	56 64	155	N	Green Bay	54 73				
97	A	Loyola Chicago	76 84	164	A	Valparaiso	90 95								
235	A	Milwaukee	63 51												
300	A	Marshall	82 69												

Non-Div I Games: Davis & Elkins 91 52 Notre Dame (OH) 88 54

Bowling Green

■ Loss,
■ Non-Conf,
■ S Site,
■ H Home
■ A Away
N Neutral

Average RPI Win:	238	WON-LOST	WINNING	LAST 10	STRENGTH OF	OPP. STRENGTH	TEAM	ADJ.	CONF.	ADJ CONF.
Average RPI Loss:	72	RECORD	PCT. RANK	GAMES	SCHEDULE	OF SCHEDULE	RPI	RPI	RPI	RPI
DIV. I ONLY	10- 2	33	9-1	330	152	130	130	7	7	
DIV. I NON-CONF.	8- 2	54	7-1	301	151	110	110	7	7	
TOTALS	RPI 1-25	RPI 26-50	W-L RECORDS	RPI 51-100	RPI 101-150	RPI 150+				
10- 2	0- 0	0- 0	OVERALL	0- 2	1- 0	9- 0				
5- 0	0- 0	0- 0	HOME	0- 0	0- 0	5- 0				
2- 1	0- 0	0- 0	AWAY	0- 1	0- 0	2- 0				
3- 1	0- 0	0- 0	NEUTRAL	0- 1	1- 0	2- 0				
8- 2	0- 0	0- 0	NON-CONFERENCE	0- 2	1- 0	7- 0				
3- 0	0- 0	0- 0	HOME	0- 0	0- 0	3- 0				
2- 1	0- 0	0- 0	AWAY	0- 1	0- 0	2- 0				
3- 1	0- 0	0- 0	NEUTRAL	0- 1	1- 0	2- 0				
2- 0	0- 0	0- 0	CONFERENCE	0- 0	0- 0	2- 0				
2- 0	0- 0	0- 0	HOME	0- 0	0- 0	2- 0				
0- 0	0- 0	0- 0	AWAY	0- 0	0- 0	0- 0				
0- 0	0- 0	0- 0	NEUTRAL	0- 0	0- 0	0- 0				

RPI	S	Opponent	Score	RPI	S	Opponent	Score	RPI	S	Opponent	Score	RPI	S	Opponent	Score	Team's RPI: 130
52	A	Michigan	57	77	92	N	Liberty	63	75	110	N	Richmond	61	57		
										162	N	George Mason	61	59		
										171	H	Miami (OH)	79	68		
										208	H	Jackson St.	78	69		
										231	A	Western Ill.	84	49		
										272	H	Indiana St.	91	75		
										279	A	Oakland	74	58		
										296	N	Eastern Wash.	66	46		
										319	H	North Dakota St.	70	64		
										336	H	Evansville	82	51		
LAST 10 Division I																
336	H	Evansville	82	51	272	H	Indiana St.	91	75							
296	N	Eastern Wash.	66	46	110	N	Richmond	61	57							
92	N	Liberty	63	75	162	N	George Mason	61	59							
208	H	Jackson St.	78	69	171	H	Miami (OH)	79	68							
319	H	North Dakota St.	70	64	231	A	Western Ill.	84	49							

Non-Div I Games: Eureka 101 39

Bradley

Average RPI Win:	302	WON-LOST	WINNING	LAST 10	STRENGTH OF	OPP. STRENGTH	TEAM	ADJ.	CONF.	ADJ CONF.
Average RPI Loss:	186	RECORD	PCT. RANK	GAMES	SCHEDULE	OF SCHEDULE	RPI	RPI	RPI	RPI
DIV. I ONLY	6- 7	192	4-6	309	336	248	248	9	9	
DIV. I NON-CONF.	6- 7	182	4-6	303	338	258	258	9	9	
TOTALS	RPI 1-25	RPI 26-50	W-L RECORDS	RPI 51-100	RPI 101-150	RPI 150+				
6- 7	0- 0	0- 0	OVERALL	0- 1	0- 2	6- 4				
1- 3	0- 0	0- 0	HOME	0- 0	0- 1	1- 2				
5- 3	0- 0	0- 0	AWAY	0- 1	0- 1	5- 1				
0- 1	0- 0	0- 0	NEUTRAL	0- 0	0- 0	0- 1				
6- 7	0- 0	0- 0	NON-CONFERENCE	0- 1	0- 2	6- 4				
1- 3	0- 0	0- 0	HOME	0- 0	0- 1	1- 2				
5- 3	0- 0	0- 0	AWAY	0- 1	0- 1	5- 1				
0- 1	0- 0	0- 0	NEUTRAL	0- 0	0- 0	0- 1				
0- 0	0- 0	0- 0	CONFERENCE	0- 0	0- 0	0- 0				
0- 0	0- 0	0- 0	HOME	0- 0	0- 0	0- 0				
0- 0	0- 0	0- 0	AWAY	0- 0	0- 0	0- 0				
0- 0	0- 0	0- 0	NEUTRAL	0- 0	0- 0	0- 0				

RPI S	Opponent	Score	RPI S	Opponent	Score	RPI S	Opponent	Score	RPI S	Opponent	Score	Team's RPI: 248
						96 A	South Fla.	60 70	101 H	Holy Cross	71 83	
									137 A	Massachusetts	42 95	
									192 N	Rhode Island	44 89	
									199 H	Merrimack	57 72	
									257 A	Longwood	76 86	
									259 A	Fairfield	58 44	
									262 H	Maine	76 70	
									314 A	FIU	72 57	
									318 A	Bryant	56 50	
									318 H	Bryant	44 45	
									321 A	New Hampshire	76 68	
									339 A	Central Conn. St.	83 73	
LAST 10 Division I												
314 A	FIU	72 57	96 A	South Fla.	60 70	199 H	Merrimack	57 72				
259 A	Fairfield	58 44	321 A	New Hampshire	76 68	137 A	Massachusetts	42 95				
318 A	Bryant	56 50	257 A	Longwood	76 86							
192 N	Rhode Island	44 89										
101 H	Holy Cross	71 83										

Non-Div I Games:

Brown

■ Loss,
 ■ Non-Conf, S Site,
 ■ Home
 ■ Away
 N Neutral

Average RPI Win:	295	WON-LOST	WINNING	LAST 10	STRENGTH OF	OPP. STRENGTH	TEAM	ADJ.	CONF.	ADJ CONF.
Average RPI Loss:	202	RECORD	PCT. RANK	GAMES	SCHEDULE	OF SCHEDULE	RPI	RPI	RPI	RPI
DIV. I ONLY	3- 11	303	2-8	286	318	318	318	31	31	
DIV. I NON-CONF.	2- 9	304	1-6	260	316	320	320	31	31	
TOTALS	RPI 1-25	RPI 26-50	W-L RECORDS	RPI 51-100	RPI 101-150	RPI 150+				
3- 11	0- 0	0- 0	OVERALL	0- 1	0- 3	3- 7				
1- 5	0- 0	0- 0	HOME	0- 0	0- 1	1- 4				
2- 6	0- 0	0- 0	AWAY	0- 1	0- 2	2- 3				
0- 0	0- 0	0- 0	NEUTRAL	0- 0	0- 0	0- 0				
2- 9	0- 0	0- 0	NON-CONFERENCE	0- 1	0- 3	2- 5				
1- 4	0- 0	0- 0	HOME	0- 0	0- 1	1- 3				
1- 5	0- 0	0- 0	AWAY	0- 1	0- 2	1- 2				
0- 0	0- 0	0- 0	NEUTRAL	0- 0	0- 0	0- 0				
1- 2	0- 0	0- 0	CONFERENCE	0- 0	0- 0	1- 2				
0- 1	0- 0	0- 0	HOME	0- 0	0- 0	0- 1				
1- 1	0- 0	0- 0	AWAY	0- 0	0- 0	1- 1				
0- 0	0- 0	0- 0	NEUTRAL	0- 0	0- 0	0- 0				

RPI 1-25			RPI 26-50			RPI 51-100			RPI 101+			Team's RPI: 318
RPI	S	Opponent	Score	RPI	S	Opponent	Score	RPI	S	Opponent	Score	
						56 A Minnesota	56 101	101 A Holy Cross		75 87		
								111 H Providence		32 76		
								140 A Illinois		55 69		
								199 A Merrimack		66 78		
								222 H Saint Francis (PA)		60 63		
								248 A Brown		45 44		
								248 H Brown		50 56		
								264 A Army West Point		75 81		
								267 H UMass Lowell		35 55		
								292 A Vermont		66 71		
								309 H Albany (NY)		68 55		
								321 H New Hampshire		56 68		
								328 A Fairleigh Dickinson		57 45		
LAST 10 Division I												
328 A Fairleigh Dickinson		57	45	199 A Merrimack		66	78					
222 H Saint Francis (PA)		60	63	111 H Providence		32	76					
264 A Army West Point		75	81	267 H UMass Lowell		35	55					
309 H Albany (NY)		68	55	56 A Minnesota		56	101					
248 H Brown		50	56	140 A Illinois		55	69					

Non-Div I Games:

Bryant

Average RPI Win:	207	WON-LOST	WINNING	LAST 10	STRENGTH OF	OPP. STRENGTH	TEAM	ADJ.	CONF.	ADJ CONF.
Average RPI Loss:	97	RECORD	PCT. RANK	GAMES	SCHEDULE	OF SCHEDULE	RPI	RPI	RPI	RPI
DIV. I ONLY	10- 4	65	8-2	230	91	89	89	16	16	
DIV. I NON-CONF.	7- 4	100	5-2	188	62	88	88	15	15	
TOTALS	RPI 1-25	RPI 26-50	W-L RECORDS	RPI 51-100	RPI 101-150	RPI 150+				
10- 4	0- 0	0- 1	OVERALL	1- 2	1- 0	8- 1				
4- 1	0- 0	0- 0	HOME	1- 1	0- 0	3- 0				
4- 3	0- 0	0- 1	AWAY	0- 1	0- 0	4- 1				
2- 0	0- 0	0- 0	NEUTRAL	0- 0	1- 0	1- 0				
7- 4	0- 0	0- 1	NON-CONFERENCE	1- 2	1- 0	5- 1				
3- 1	0- 0	0- 0	HOME	1- 1	0- 0	2- 0				
2- 3	0- 0	0- 1	AWAY	0- 1	0- 0	2- 1				
2- 0	0- 0	0- 0	NEUTRAL	0- 0	1- 0	1- 0				
3- 0	0- 0	0- 0	CONFERENCE	0- 0	0- 0	3- 0				
1- 0	0- 0	0- 0	HOME	0- 0	0- 0	1- 0				
2- 0	0- 0	0- 0	AWAY	0- 0	0- 0	2- 0				
0- 0	0- 0	0- 0	NEUTRAL	0- 0	0- 0	0- 0				

RPI 1-25				RPI 26-50				RPI 51-100				Team's RPI: 89	RPI 101+			
RPI	S	Opponent	Score	RPI	S	Opponent	Score	RPI	S	Opponent	Score		RPI	S	Opponent	Score
				30	A	Virginia	60 84	57	H	Temple	61 72		136	N	Cincinnati	56 48
								69	H	Drexel	60 49		162	A	George Mason	64 51
								87	A	Stony Brook	73 78		191	N	Howard	70 60
													212	A	Quinnipiac	69 76
													222	A	Saint Francis (PA)	70 46
													236	H	Monmouth	71 37
													242	H	Lafayette	50 36
													264	A	Army West Point	63 52
													273	A	Navy	61 34
													275	H	St. Bonaventure	68 60
LAST 10 Division I																
				242	H	Lafayette	50 36	273	A	Navy	61 34					
				264	A	Army West Point	63 52	162	A	George Mason	64 51					
				87	A	Stony Brook	73 78	136	N	Cincinnati	56 48					
				222	A	Saint Francis (PA)	70 46	191	N	Howard	70 60					
				69	H	Drexel	60 49	57	H	Temple	61 72					

Non-Div I Games:

Bucknell

■ Loss,
 ■ Non-Conf,
 ■ S Site,
 ■ H Home
 ■ A Away
 N Neutral

Buffalo

Through Games Of Jan. 9: 2020

Average RPI Win:	208	WON-LOST	WINNING	LAST 10	STRENGTH OF	OPP. STRENGTH	TEAM	ADJ.	CONF.	ADJ CONF.
Average RPI Loss:	125	RECORD	PCT. RANK	GAMES	SCHEDULE	OF SCHEDULE	RPI	RPI	RPI	RPI
DIV. I ONLY	10- 3	48	7-3	209	202	65	65	10	10	
DIV. I NON-CONF.	9- 2	40	6-2	221	206	63	63	10	10	
TOTALS	RPI 1-25	RPI 26-50	W-L RECORDS	RPI 51-100	RPI 101-150	RPI 150+				
10- 3	0- 1	0- 0	OVERALL	1- 0	1- 0	8- 2				
5- 0	0- 0	0- 0	HOME	0- 0	1- 0	4- 0				
3- 3	0- 1	0- 0	AWAY	0- 0	0- 0	3- 2				
2- 0	0- 0	0- 0	NEUTRAL	1- 0	0- 0	1- 0				
9- 2	0- 1	0- 0	NON-CONFERENCE	1- 0	1- 0	7- 1				
5- 0	0- 0	0- 0	HOME	0- 0	1- 0	4- 0				
2- 2	0- 1	0- 0	AWAY	0- 0	0- 0	2- 1				
2- 0	0- 0	0- 0	NEUTRAL	1- 0	0- 0	1- 0				
1- 1	0- 0	0- 0	CONFERENCE	0- 0	0- 0	1- 1				
0- 0	0- 0	0- 0	HOME	0- 0	0- 0	0- 0				
1- 1	0- 0	0- 0	AWAY	0- 0	0- 0	1- 1				
0- 0	0- 0	0- 0	NEUTRAL	0- 0	0- 0	0- 0				

RPI 1-25				RPI 26-50				RPI 51-100				RPI 101+			
RPI	S	Opponent	Score	RPI	S	Opponent	Score	RPI	S	Opponent	Score	RPI	S	Opponent	Score
7	A	Stanford	69 88					69	N	Drexel	63 59	115	H	Dayton	67 59
												152	H	Columbia	82 75
												171	A	Miami (OH)	86 72
												174	A	Toledo	59 71
												190	N	American	73 55
												195	A	San Jose St.	88 95
												198	H	Dartmouth	73 49
												250	A	Niagara	81 67
												275	A	St. Bonaventure	46 36
												325	H	Canisius	71 55
												339	H	Central Conn. St.	61 56
LAST 10 Division I															
171	A	Miami (OH)	86 72	174	A	Toledo	59 71								
198	H	Dartmouth	73 49	69	N	Drexel	63 59								
115	H	Dayton	67 59	7	A	Stanford	69 88								
275	A	St. Bonaventure	46 36	195	A	San Jose St.	88 95								
190	N	American	73 55	152	H	Columbia	82 75								

Non-Div I Games:

Buffalo

■ Loss,
 ■ Non-Conf, S Site,
 ■ Home
 ■ Away
 N Neutral

Butler

Through Games Of Jan. 9: 2020

Average RPI Win:	230	WON-LOST	WINNING	LAST 10	STRENGTH OF	OPP. STRENGTH	TEAM	ADJ.	CONF.	ADJ CONF.
Average RPI Loss:	59	RECORD	PCT. RANK	GAMES	SCHEDULE	OF SCHEDULE	RPI	RPI	RPI	RPI
DIV. I ONLY	9- 5	97	5-5	217	60	165	165	6	6	
DIV. I NON-CONF.	8- 3	68	4-3	218	92	126	126	6	6	
TOTALS	RPI 1-25	RPI 26-50	W-L RECORDS	RPI 51-100	RPI 101-150	RPI 150+				
9- 5	0- 1	0- 0	OVERALL	1- 4	1- 0	7- 0				
7- 3	0- 1	0- 0	HOME	1- 2	0- 0	6- 0				
1- 1	0- 0	0- 0	AWAY	0- 1	0- 0	1- 0				
1- 1	0- 0	0- 0	NEUTRAL	0- 1	1- 0	0- 0				
8- 3	0- 1	0- 0	NON-CONFERENCE	1- 2	1- 0	6- 0				
7- 1	0- 1	0- 0	HOME	1- 0	0- 0	6- 0				
0- 1	0- 0	0- 0	AWAY	0- 1	0- 0	0- 0				
1- 1	0- 0	0- 0	NEUTRAL	0- 1	1- 0	0- 0				
1- 2	0- 0	0- 0	CONFERENCE	0- 2	0- 0	1- 0				
0- 2	0- 0	0- 0	HOME	0- 2	0- 0	0- 0				
1- 0	0- 0	0- 0	AWAY	0- 0	0- 0	1- 0				
0- 0	0- 0	0- 0	NEUTRAL	0- 0	0- 0	0- 0				

RPI 1-25				RPI 26-50				RPI 51-100				RPI 101+ Team's RPI: 165			
RPI	S	Opponent	Score	RPI	S	Opponent	Score	RPI	S	Opponent	Score	RPI	S	Opponent	Score
9	H	Indiana	53 64					63	H	St. John's (NY)	42 67	117	N	Ohio	60 55
								68	H	Seton Hall	62 67	187	H	Akron	76 55
								70	H	IUPUI	64 61	241	A	Xavier	78 70
								77	N	Georgia	36 69	260	H	Eastern Ky.	73 41
								80	A	Ball St.	70 74	261	H	Wagner	74 58
												284	H	High Point	74 52
												324	H	Purdue Fort Wayne	85 58
												326	H	Detroit Mercy	82 60
LAST 10 Division I															
				63	H	St. John's (NY)	42 67	241	A	Xavier	78 70				
				68	H	Seton Hall	62 67	187	H	Akron	76 55				
				324	H	Purdue Fort Wayne	85 58	117	N	Ohio	60 55				
				284	H	High Point	74 52	77	N	Georgia	36 69				
				9	H	Indiana	53 64	80	A	Ball St.	70 74				

Non-Div I Games:

Butler

■ Loss,
 ■ Non-Conf,
 S Site,
 ■ Home
 ■ Away
 N Neutral

CSU Bakersfield

Through Games Of Jan. 9: 2020

Average RPI Win:	237	WON-LOST	WINNING	LAST 10	STRENGTH OF	OPP. STRENGTH	TEAM	ADJ.	CONF.	ADJ CONF.
Average RPI Loss:	86	RECORD	PCT. RANK	GAMES	SCHEDULE	OF SCHEDULE	RPI	RPI	RPI	RPI
DIV. I ONLY	7- 5	128	7-3	87	159	72	72	32	32	
DIV. I NON-CONF.	5- 5	163	5-3	55	165	104	104	32	32	
TOTALS	RPI 1-25	RPI 26-50	W-L RECORDS	RPI 51-100	RPI 101-150	RPI 150+				
7- 5	0- 2	0- 0	OVERALL	1- 1	0- 1	6- 1				
5- 0	0- 0	0- 0	HOME	1- 0	0- 0	4- 0				
2- 5	0- 2	0- 0	AWAY	0- 1	0- 1	2- 1				
0- 0	0- 0	0- 0	NEUTRAL	0- 0	0- 0	0- 0				
5- 5	0- 2	0- 0	NON-CONFERENCE	1- 1	0- 1	4- 1				
5- 0	0- 0	0- 0	HOME	1- 0	0- 0	4- 0				
0- 5	0- 2	0- 0	AWAY	0- 1	0- 1	0- 1				
0- 0	0- 0	0- 0	NEUTRAL	0- 0	0- 0	0- 0				
2- 0	0- 0	0- 0	CONFERENCE	0- 0	0- 0	2- 0				
0- 0	0- 0	0- 0	HOME	0- 0	0- 0	0- 0				
2- 0	0- 0	0- 0	AWAY	0- 0	0- 0	2- 0				
0- 0	0- 0	0- 0	NEUTRAL	0- 0	0- 0	0- 0				

RPI 1-25				RPI 26-50				RPI 51-100				RPI 101+			
RPI	S	Opponent	Score	RPI	S	Opponent	Score	RPI	S	Opponent	Score	RPI	S	Opponent	Score
6	A	Oregon St.	50 69					62	A	Washington	49 80	128	A	Wright St.	60 65
8	A	Gonzaga	48 92					76	H	Pacific	80 70	195	H	San Jose St.	75 71
												226	A	UC Riverside	52 53
												251	A	Grand Canyon	59 54
												254	H	North Texas	61 52
												283	H	UC Santa Barbara	66 62
												297	A	California Baptist	66 61
												304	H	N.C. Central	80 71
LAST 10 Division I															
251	A	Grand Canyon	59 54	297	A	California Baptist	66 61								
226	A	UC Riverside	52 53	304	H	N.C. Central	80 71								
6	A	Oregon St.	50 69	195	H	San Jose St.	75 71								
283	H	UC Santa Barbara	66 62	254	H	North Texas	61 52								
76	H	Pacific	80 70	128	A	Wright St.	60 65								

Non-Div I Games: Fresno Pacific 95 64 Westcliff 100 44 Cal St. Dom. Hills 83 74

CSU Bakersfield

Loss, Non-Conf, S Site, H Home A Away N Neutral

Average RPI Win:	231	WON-LOST	WINNING	LAST 10	STRENGTH OF	OPP. STRENGTH	TEAM	ADJ.	CONF.	ADJ CONF.
Average RPI Loss:	133	RECORD	PCT. RANK	GAMES	SCHEDULE	OF SCHEDULE	RPI	RPI	RPI	RPI
DIV. I ONLY	5- 9	238	5-5	251	38	237	237	26	26	
DIV. I NON-CONF.	4- 9	250	4-5	248	41	260	260	26	26	
TOTALS	RPI 1-25	RPI 26-50	W-L RECORDS	RPI 51-100	RPI 101-150	RPI 150+				
5- 9	0- 1	0- 1	OVERALL	0- 2	0- 1	5- 4				
2- 4	0- 1	0- 1	HOME	0- 1	0- 1	2- 0				
2- 4	0- 0	0- 0	AWAY	0- 1	0- 0	2- 3				
1- 1	0- 0	0- 0	NEUTRAL	0- 0	0- 0	1- 1				
4- 9	0- 1	0- 1	NON-CONFERENCE	0- 2	0- 1	4- 4				
1- 4	0- 1	0- 1	HOME	0- 1	0- 1	1- 0				
2- 4	0- 0	0- 0	AWAY	0- 1	0- 0	2- 3				
1- 1	0- 0	0- 0	NEUTRAL	0- 0	0- 0	1- 1				
1- 0	0- 0	0- 0	CONFERENCE	0- 0	0- 0	1- 0				
1- 0	0- 0	0- 0	HOME	0- 0	0- 0	1- 0				
0- 0	0- 0	0- 0	AWAY	0- 0	0- 0	0- 0				
0- 0	0- 0	0- 0	NEUTRAL	0- 0	0- 0	0- 0				

RPI 1-25				RPI 26-50				RPI 51-100				RPI 101+ Team's RPI: 237			
RPI	S	Opponent	Score	RPI	S	Opponent	Score	RPI	S	Opponent	Score	RPI	S	Opponent	Score
5	H	UCLA	44 58	30	H	Virginia	47 72	74	A	Washington St.	61 71	112	H	Santa Clara	55 76
								99	H	Southern California	53 69	159	H	Portland	73 64
												167	H	Hawaii	58 54
												183	N	SMU	58 68
												189	A	San Diego	40 59
												210	A	San Francisco	61 79
												269	A	LMU (CA)	56 54
												272	N	Indiana St.	67 59
												290	A	San Diego St.	74 69
												297	A	California Baptist	56 64
LAST 10 Division I															
290	A	San Diego St.	74 69	167	H	Hawaii	58 54								
189	A	San Diego	40 59	272	N	Indiana St.	67 59								
112	H	Santa Clara	55 76	183	N	SMU	58 68								
5	H	UCLA	44 58	74	A	Washington St.	61 71								
269	A	LMU (CA)	56 54	159	H	Portland	73 64								

Non-Div I Games: Hope Int'l 77 54

CSUN

Loss, Non-Conf, S Site, H Home A Away N Neutral

Average RPI Win:	264	WON-LOST	WINNING	LAST 10	STRENGTH OF	OPP. STRENGTH	TEAM	ADJ.	CONF.	ADJ CONF.
Average RPI Loss:	195	RECORD	PCT. RANK	GAMES	SCHEDULE	OF SCHEDULE	RPI	RPI	RPI	RPI
DIV. I ONLY	2- 9	313	2-8	262	323	329	329	26	26	
DIV. I NON-CONF.	2- 8	295	2-7	245	327	325	325	26	26	
TOTALS	RPI 1-25	RPI 26-50	W-L RECORDS	RPI 51-100	RPI 101-150	RPI 150+				
2- 9	0- 0	0- 1	OVERALL	0- 1	0- 2	2- 5				
2- 3	0- 0	0- 1	HOME	0- 0	0- 1	2- 1				
0- 6	0- 0	0- 0	AWAY	0- 1	0- 1	0- 4				
0- 0	0- 0	0- 0	NEUTRAL	0- 0	0- 0	0- 0				
2- 8	0- 0	0- 1	NON-CONFERENCE	0- 1	0- 2	2- 4				
2- 3	0- 0	0- 1	HOME	0- 0	0- 1	2- 1				
0- 5	0- 0	0- 0	AWAY	0- 1	0- 1	0- 3				
0- 0	0- 0	0- 0	NEUTRAL	0- 0	0- 0	0- 0				
0- 1	0- 0	0- 0	CONFERENCE	0- 0	0- 0	0- 1				
0- 0	0- 0	0- 0	HOME	0- 0	0- 0	0- 0				
0- 1	0- 0	0- 0	AWAY	0- 0	0- 0	0- 1				
0- 0	0- 0	0- 0	NEUTRAL	0- 0	0- 0	0- 0				

RPI S	Opponent	Score	RPI S	Opponent	Score	RPI S	Opponent	Score	RPI S	Opponent	Score	Team's RPI: 329
48	H Old Dominion	55 61	53	A Arizona St.	41 66	116	H Fresno St.	52 79	121	A Saint Mary's (CA)	67 84	
						176	H Lamar University	57 56	238	A Pepperdine	53 63	
						249	A Long Beach St.	69 72	288	A Denver	66 96	
						311	A Nevada	40 71	332	H Seattle U	49 72	
						351	H Sacramento St.	62 43				
LAST 10 Division I												
311	A Nevada	40 71	249	A Long Beach St.	69 72							
332	H Seattle U	49 72	53	A Arizona St.	41 66							
121	A Saint Mary's (CA)	67 84	351	H Sacramento St.	62 43							
176	H Lamar University	57 56	288	A Denver	66 96							
48	H Old Dominion	55 61	238	A Pepperdine	53 63							

Non-Div I Games: Holy Names 100 35

Cal Poly

■ Loss,
 ■ Non-Conf,
 ■ S Site,
 ■ H Home
 ■ A Away
 N Neutral

Average RPI Win:	271	WON-LOST	WINNING	LAST 10	STRENGTH OF	OPP. STRENGTH	TEAM	ADJ.	CONF.	ADJ CONF.
Average RPI Loss:	206	RECORD	PCT. RANK	GAMES	SCHEDULE	OF SCHEDULE	RPI	RPI	RPI	RPI
DIV. I ONLY	9- 5	97	7-3	319	276	203	203	26	26	
DIV. I NON-CONF.	8- 5	117	6-3	316	289	211	211	26	26	
TOTALS	RPI 1-25	RPI 26-50	W-L RECORDS	RPI 51-100	RPI 101-150	RPI 150+				
9- 5	0- 0	0- 0	OVERALL	0- 0	0- 1	9- 4				
4- 2	0- 0	0- 0	HOME	0- 0	0- 0	4- 2				
5- 3	0- 0	0- 0	AWAY	0- 0	0- 1	5- 2				
0- 0	0- 0	0- 0	NEUTRAL	0- 0	0- 0	0- 0				
8- 5	0- 0	0- 0	NON-CONFERENCE	0- 0	0- 1	8- 4				
4- 2	0- 0	0- 0	HOME	0- 0	0- 0	4- 2				
4- 3	0- 0	0- 0	AWAY	0- 0	0- 1	4- 2				
0- 0	0- 0	0- 0	NEUTRAL	0- 0	0- 0	0- 0				
1- 0	0- 0	0- 0	CONFERENCE	0- 0	0- 0	1- 0				
0- 0	0- 0	0- 0	HOME	0- 0	0- 0	0- 0				
1- 0	0- 0	0- 0	AWAY	0- 0	0- 0	1- 0				
0- 0	0- 0	0- 0	NEUTRAL	0- 0	0- 0	0- 0				

RPI 1-25			RPI 26-50			RPI 51-100			RPI 101+			Team's RPI: 203
RPI	S	Opponent	Score	RPI	S	Opponent	Score	RPI	S	Opponent	Score	
								145	A	Southern Utah	63	79
								169	H	Montana	69	71
								189	A	San Diego	72	67
								210	A	San Francisco	63	71
								214	H	Delaware	55	72
								216	A	UNLV	64	58
								251	A	Grand Canyon	80	70
								269	A	LMU (CA)	79	74
								283	A	UC Santa Barbara	70	68
								289	H	Utah St.	83	62
								290	A	San Diego St.	45	55
								297	H	California Baptist	97	93
								316	H	Air Force	79	70
								332	H	Seattle U	81	63
LAST 10 Division I												
332	H	Seattle U	81	63	283	A	UC Santa Barbara	70	68			
316	H	Air Force	79	70	169	H	Montana	69	71			
297	H	California Baptist	97	93	214	H	Delaware	55	72			
189	A	San Diego	72	67	251	A	Grand Canyon	80	70			
210	A	San Francisco	63	71	289	H	Utah St.	83	62			

Non-Div I Games:

Cal St. Fullerton

■ Loss,
 ■ Non-Conf,
 S Site,
 ■ Home
 ■ Away
 N Neutral

California

Through Games Of Jan. 9: 2020

Average RPI Win:	210	WON-LOST	WINNING	LAST 10	STRENGTH OF	OPP. STRENGTH	TEAM	ADJ.	CONF.	ADJ CONF.
Average RPI Loss:	57	RECORD	PCT. RANK	GAMES	SCHEDULE	OF SCHEDULE	RPI	RPI	RPI	RPI
DIV. I ONLY	8- 5	107	7-3	66	88	107	107	1	1	
DIV. I NON-CONF.	8- 3	68	7-1	79	135	62	62	1	1	
TOTALS	RPI 1-25	RPI 26-50	W-L RECORDS	RPI 51-100	RPI 101-150	RPI 150+				
8- 5	0- 2	1- 0	OVERALL	0- 2	1- 1	6- 0				
7- 3	0- 1	1- 0	HOME	0- 2	1- 0	5- 0				
1- 2	0- 1	0- 0	AWAY	0- 0	0- 1	1- 0				
0- 0	0- 0	0- 0	NEUTRAL	0- 0	0- 0	0- 0				
8- 3	0- 2	1- 0	NON-CONFERENCE	0- 0	1- 1	6- 0				
7- 1	0- 1	1- 0	HOME	0- 0	1- 0	5- 0				
1- 2	0- 1	0- 0	AWAY	0- 0	0- 1	1- 0				
0- 0	0- 0	0- 0	NEUTRAL	0- 0	0- 0	0- 0				
0- 2	0- 0	0- 0	CONFERENCE	0- 2	0- 0	0- 0				
0- 2	0- 0	0- 0	HOME	0- 2	0- 0	0- 0				
0- 0	0- 0	0- 0	AWAY	0- 0	0- 0	0- 0				
0- 0	0- 0	0- 0	NEUTRAL	0- 0	0- 0	0- 0				

RPI 1-25				RPI 26-50				RPI 51-100				RPI 101+ Team's RPI: 107			
RPI	S	Opponent	Score	RPI	S	Opponent	Score	RPI	S	Opponent	Score	RPI	S	Opponent	Score
1	A	UConn	61 72	42	H	Arkansas	84 80	62	H	Washington	64 67	112	H	Santa Clara	69 65
17	H	Kentucky	61 63					74	H	Washington St.	75 96	131	A	Harvard	53 56
												202	H	Boston U.	73 62
												226	H	UC Riverside	84 61
												249	H	Long Beach St.	68 45
												251	H	Grand Canyon	72 53
												290	A	San Diego St.	74 48
												304	H	N.C. Central	90 69
LAST 10 Division I															
62	H	Washington	64 67	74	H	Washington St.	75 96								
251	H	Grand Canyon	72 53	249	H	Long Beach St.	68 45								
17	H	Kentucky	61 63	304	H	N.C. Central	90 69								
112	H	Santa Clara	69 65	42	H	Arkansas	84 80								
202	H	Boston U.	73 62	290	A	San Diego St.	74 48								

Non-Div I Games:

California

Loss, Non-Conf, S Site, H Home A Away N Neutral

Average RPI Win:	264	WON-LOST	WINNING	LAST 10	STRENGTH OF	OPP. STRENGTH	TEAM	ADJ.	CONF.	ADJ CONF.
Average RPI Loss:	195	RECORD	PCT. RANK	GAMES	SCHEDULE	OF SCHEDULE	RPI	RPI	RPI	RPI
DIV. I ONLY	6- 9	224	1-9	298	262	297	297	32	32	
DIV. I NON-CONF.	6- 6	163	1-6	261	274	251	251	32	32	
TOTALS	RPI 1-25	RPI 26-50	W-L RECORDS	RPI 51-100	RPI 101-150	RPI 150+				
6- 9	0- 1	0- 0	OVERALL	0- 1	0- 1	6- 6				
5- 2	0- 0	0- 0	HOME	0- 1	0- 0	5- 1				
1- 4	0- 0	0- 0	AWAY	0- 0	0- 0	1- 4				
0- 3	0- 1	0- 0	NEUTRAL	0- 0	0- 1	0- 1				
6- 6	0- 1	0- 0	NON-CONFERENCE	0- 0	0- 1	6- 4				
5- 1	0- 0	0- 0	HOME	0- 0	0- 0	5- 1				
1- 2	0- 0	0- 0	AWAY	0- 0	0- 0	1- 2				
0- 3	0- 1	0- 0	NEUTRAL	0- 0	0- 1	0- 1				
0- 3	0- 0	0- 0	CONFERENCE	0- 1	0- 0	0- 2				
0- 1	0- 0	0- 0	HOME	0- 1	0- 0	0- 0				
0- 2	0- 0	0- 0	AWAY	0- 0	0- 0	0- 2				
0- 0	0- 0	0- 0	NEUTRAL	0- 0	0- 0	0- 0				

RPI 1-25				RPI 26-50				RPI 51-100				RPI 101+ Team's RPI: 297			
RPI	S	Opponent	Score	RPI	S	Opponent	Score	RPI	S	Opponent	Score	RPI	S	Opponent	Score
7	N	Stanford	78 83					72	H	CSU Bakersfield	61 66	143	N	Houston	75 96
												180	N	Bowling Green	60 98
												203	A	Cal St. Fullerton	93 97
												226	A	UC Riverside	64 80
												237	H	CSUN	64 56
												249	H	Long Beach St.	79 70
												265	H	Alabama A&M	60 55
												266	H	Northern Ariz.	98 79
												281	A	Idaho St.	74 68
												283	H	UC Santa Barbara	85 81
												290	H	San Diego St.	68 80
												298	A	New Mexico St.	56 57
												334	A	UTRGV	68 87
LAST 10 Division I															
334	A	UTRGV	68 87	72	H	CSU Bakersfield	61 66	226	A	UC Riverside	64 80	180	N	Bowling Green	60 98
298	A	New Mexico St.	56 57	203	A	Cal St. Fullerton	93 97	143	N	Houston	75 96	7	N	Stanford	78 83
290	H	San Diego St.	68 80												
281	A	Idaho St.	74 68												

Non-Div I Games: Ottawa (AZ) 103 75 LIFE Pacific 93 48

California Baptist

Loss, Non-Conf, S Site, H Home A Away N Neutral

Average RPI Win:	254	WON-LOST	WINNING	LAST 10	STRENGTH OF	OPP. STRENGTH	TEAM	ADJ.	CONF.	ADJ CONF.
Average RPI Loss:	191	RECORD	PCT. RANK	GAMES	SCHEDULE	OF SCHEDULE	RPI	RPI	RPI	RPI
DIV. I ONLY	7- 5	128	6-4	243	340	163	163	27	27	
DIV. I NON-CONF.	3- 4	201	2-3	270	275	221	221	27	27	
TOTALS	RPI 1-25	RPI 26-50	W-L RECORDS	RPI 51-100	RPI 101-150	RPI 150+				
7- 5	0- 0	0- 1	OVERALL	1- 1	0- 0	6- 3				
5- 0	0- 0	0- 0	HOME	1- 0	0- 0	4- 0				
2- 5	0- 0	0- 1	AWAY	0- 1	0- 0	2- 3				
0- 0	0- 0	0- 0	NEUTRAL	0- 0	0- 0	0- 0				
3- 4	0- 0	0- 1	NON-CONFERENCE	1- 1	0- 0	2- 2				
2- 0	0- 0	0- 0	HOME	1- 0	0- 0	1- 0				
1- 4	0- 0	0- 1	AWAY	0- 1	0- 0	1- 2				
0- 0	0- 0	0- 0	NEUTRAL	0- 0	0- 0	0- 0				
4- 1	0- 0	0- 0	CONFERENCE	0- 0	0- 0	4- 1				
3- 0	0- 0	0- 0	HOME	0- 0	0- 0	3- 0				
1- 1	0- 0	0- 0	AWAY	0- 0	0- 0	1- 1				
0- 0	0- 0	0- 0	NEUTRAL	0- 0	0- 0	0- 0				

RPI 1-25				RPI 26-50				RPI 51-100				RPI 101+				Team's RPI: 163	
RPI	S	Opponent	Score	RPI	S	Opponent	Score	RPI	S	Opponent	Score	RPI	S	Opponent	Score		
				48	A	Old Dominion	44 59	64	A	Wake Forest	46 74	207	H	Gardner-Webb	48 44		
								100	H	UNC Greensboro	72 64	211	A	UNC Asheville	52 60		
												256	H	Kennesaw St.	63 51		
												257	A	Longwood	70 55		
												284	H	High Point	73 36		
												304	A	N.C. Central	64 67		
												327	A	Hofstra	55 58		
												335	A	Western Caro.	61 40		
												337	H	USC Upstate	50 38		
LAST 10 Division I																	
				257	A	Longwood	70 55	207	H	Gardner-Webb	48 44						
				211	A	UNC Asheville	52 60	64	A	Wake Forest	46 74						
				337	H	USC Upstate	50 38	100	H	UNC Greensboro	72 64						
				284	H	High Point	73 36	256	H	Kennesaw St.	63 51						
				327	A	Hofstra	55 58	304	A	N.C. Central	64 67						

Non-Div I Games: St. Andrews 122 56 Bluefield Col. 65 41

Campbell

■ Loss,
 ■ Non-Conf,
 ■ S Site,
 ■ Home
 ■ A Away
 N Neutral

Average RPI Win:	256	WON-LOST	WINNING	LAST 10	STRENGTH OF	OPP. STRENGTH	TEAM	ADJ.	CONF.	ADJ CONF.
Average RPI Loss:	193	RECORD	PCT. RANK	GAMES	SCHEDULE	OF SCHEDULE	RPI	RPI	RPI	RPI
DIV. I ONLY	2- 10	320	2-8	279	259	325	325	24	24	
DIV. I NON-CONF.	1- 8	322	1-6	310	269	342	342	23	23	
TOTALS	RPI 1-25	RPI 26-50	W-L RECORDS	RPI 51-100	RPI 101-150	RPI 150+				
2- 10	0- 0	0- 0	OVERALL	0- 2	0- 1	2- 7				
1- 3	0- 0	0- 0	HOME	0- 1	0- 1	1- 1				
1- 6	0- 0	0- 0	AWAY	0- 1	0- 0	1- 5				
0- 1	0- 0	0- 0	NEUTRAL	0- 0	0- 0	0- 1				
1- 8	0- 0	0- 0	NON-CONFERENCE	0- 1	0- 1	1- 6				
1- 2	0- 0	0- 0	HOME	0- 0	0- 1	1- 1				
0- 5	0- 0	0- 0	AWAY	0- 1	0- 0	0- 4				
0- 1	0- 0	0- 0	NEUTRAL	0- 0	0- 0	0- 1				
1- 2	0- 0	0- 0	CONFERENCE	0- 1	0- 0	1- 1				
0- 1	0- 0	0- 0	HOME	0- 1	0- 0	0- 0				
1- 1	0- 0	0- 0	AWAY	0- 0	0- 0	1- 1				
0- 0	0- 0	0- 0	NEUTRAL	0- 0	0- 0	0- 0				

RPI 1-25				RPI 26-50				RPI 51-100				RPI 101+				Team's RPI: 325	
RPI	S	Opponent	Score	RPI	S	Opponent	Score	RPI	S	Opponent	Score	RPI	S	Opponent	Score		
								65	A	Buffalo	55	71	102	H	Colgate	69	90
								70	H	Marist	59	90	174	A	Toledo	65	83
													188	A	Youngstown St.	59	87
													220	A	Manhattan	50	68
													227	A	Stetson	52	68
													236	A	Monmouth	71	62
													275	H	St. Bonaventure	84	82
													287	N	Appalachian St.	57	74
													292	A	Vermont	53	76
													309	H	Albany (NY)	53	70
LAST 10 Division I																	
236	A	Monmouth	71	62	70	H	Marist	59	90								
220	A	Manhattan	50	68	292	A	Vermont	53	76								
174	A	Toledo	65	83	309	H	Albany (NY)	53	70								
287	N	Appalachian St.	57	74	102	H	Colgate	69	90								
227	A	Stetson	52	68	275	H	St. Bonaventure	84	82								

Non-Div I Games:

Canisius

Central Ark.

Through Games Of Jan. 9: 2020

Average RPI Win:	292	WON-LOST	WINNING	LAST 10	STRENGTH OF	OPP. STRENGTH	TEAM	ADJ.	CONF.	ADJ CONF.
Average RPI Loss:	144	RECORD	PCT. RANK	GAMES	SCHEDULE	OF SCHEDULE	RPI	RPI	RPI	RPI
DIV. I ONLY	4- 7	236	4-6	300	183	255	255	25	25	
DIV. I NON-CONF.	1- 5	313	1-4	130	83	273	273	24	24	
TOTALS	RPI 1-25	RPI 26-50	W-L RECORDS	RPI 51-100	RPI 101-150	RPI 150+				
4- 7	0- 1	0- 0	OVERALL	0- 2	0- 1	4- 3				
2- 1	0- 0	0- 0	HOME	0- 1	0- 0	2- 0				
2- 6	0- 1	0- 0	AWAY	0- 1	0- 1	2- 3				
0- 0	0- 0	0- 0	NEUTRAL	0- 0	0- 0	0- 0				
1- 5	0- 1	0- 0	NON-CONFERENCE	0- 1	0- 1	1- 2				
1- 0	0- 0	0- 0	HOME	0- 0	0- 0	1- 0				
0- 5	0- 1	0- 0	AWAY	0- 1	0- 1	0- 2				
0- 0	0- 0	0- 0	NEUTRAL	0- 0	0- 0	0- 0				
3- 2	0- 0	0- 0	CONFERENCE	0- 1	0- 0	3- 1				
1- 1	0- 0	0- 0	HOME	0- 1	0- 0	1- 0				
2- 1	0- 0	0- 0	AWAY	0- 0	0- 0	2- 1				
0- 0	0- 0	0- 0	NEUTRAL	0- 0	0- 0	0- 0				

RPI S	Opponent	Score	RPI S	Opponent	Score	RPI S	Opponent	Score	RPI S	Opponent	Score	Team's RPI: 255
18	A Texas A&M	46 76				91	A Tennessee	36 63	148	A Tulane	38 65	
						95	H New Orleans	37 49	194	A Little Rock	48 63	
									208	H Jackson St.	57 54	
									213	A Northern Ky.	56 72	
									247	A A&M-Corpus Christi	47 67	
									304	H Houston Baptist	63 39	
									315	A McNeese	70 57	
									340	A Incarnate Word	47 37	
LAST 10 Division I												
315	A McNeese	70 57	95	H New Orleans	37 49	208	H Jackson St.	57 54				
304	H Houston Baptist	63 39				213	A Northern Ky.	56 72				
247	A A&M-Corpus Christi	47 67				148	A Tulane	38 65				
340	A Incarnate Word	47 37				194	A Little Rock	48 63				
18	A Texas A&M	46 76										

Non-Div I Games: Hendrix 104 28 Central Baptist 66 43 Crowley's Ridge 82 26

Central Ark.

Loss, Non-Conf, S Site, H Home A Away N Neutral

Average RPI Win:	342	WON-LOST	WINNING	LAST 10	STRENGTH OF	OPP. STRENGTH	TEAM	ADJ.	CONF.	ADJ CONF.
Average RPI Loss:	194	RECORD	PCT. RANK	GAMES	SCHEDULE	OF SCHEDULE	RPI	RPI	RPI	RPI
DIV. I ONLY	1- 13	340	1-9	292	284	339	339	31	31	
DIV. I NON-CONF.	1- 10	329	1-6	266	310	329	329	31	31	
TOTALS	RPI 1-25	RPI 26-50	W-L RECORDS	RPI 51-100	RPI 101-150	RPI 150+				
1- 13	0- 0	0- 1	OVERALL	0- 2	0- 1	1- 9				
0- 5	0- 0	0- 0	HOME	0- 0	0- 0	0- 5				
1- 8	0- 0	0- 1	AWAY	0- 2	0- 1	1- 4				
0- 0	0- 0	0- 0	NEUTRAL	0- 0	0- 0	0- 0				
1- 10	0- 0	0- 1	NON-CONFERENCE	0- 2	0- 1	1- 6				
0- 3	0- 0	0- 0	HOME	0- 0	0- 0	0- 3				
1- 7	0- 0	0- 1	AWAY	0- 2	0- 1	1- 3				
0- 0	0- 0	0- 0	NEUTRAL	0- 0	0- 0	0- 0				
0- 3	0- 0	0- 0	CONFERENCE	0- 0	0- 0	0- 3				
0- 2	0- 0	0- 0	HOME	0- 0	0- 0	0- 2				
0- 1	0- 0	0- 0	AWAY	0- 0	0- 0	0- 1				
0- 0	0- 0	0- 0	NEUTRAL	0- 0	0- 0	0- 0				

RPI 1-25				RPI 26-50				RPI 51-100				RPI 101+				Team's RPI: 339			
RPI	S	Opponent	Score	RPI	S	Opponent	Score	RPI	S	Opponent	Score	RPI	S	Opponent	Score				
				36	A	FGCU	60 94					65	A	Buffalo	56 61	118	A	Duquesne	33 72
												90	A	Lehigh	51 70	151	H	Robert Morris	56 86
																184	A	Fla. Atlantic	54 72
																222	H	Saint Francis (PA)	52 64
																228	A	Sacred Heart	58 66
																248	H	Brown	73 83
																267	H	UMass Lowell	54 56
																285	A	Pittsburgh	73 81
																309	H	Albany (NY)	63 73
																321	A	New Hampshire	59 70
																342	A	Hartford	61 54
LAST 10 Division I																			
				222	H	Saint Francis (PA)	52 64	228	A	Sacred Heart	58 66								
				151	H	Robert Morris	56 86	321	A	New Hampshire	59 70								
				342	A	Hartford	61 54	267	H	UMass Lowell	54 56								
				36	A	FGCU	60 94	309	H	Albany (NY)	63 73								
				184	A	Fla. Atlantic	54 72	118	A	Duquesne	33 72								

Non-Div I Games:

Central Conn. St.

■ Loss,
 ■ Non-Conf,
 ■ S Site,
 ■ H Home
 ■ A Away
 N Neutral

Average RPI Win:	153	WON-LOST	WINNING	LAST 10	STRENGTH OF	OPP. STRENGTH	TEAM	ADJ.	CONF.	ADJ CONF.
Average RPI Loss:	66	RECORD	PCT. RANK	GAMES	SCHEDULE	OF SCHEDULE	RPI	RPI	RPI	RPI
DIV. I ONLY	9- 4	74	9-1	34	103	32	32	10	10	
DIV. I NON-CONF.	7- 4	100	7-1	47	90	44	44	10	10	
TOTALS	RPI 1-25	RPI 26-50	W-L RECORDS	RPI 51-100	RPI 101-150	RPI 150+				
9- 4	0- 1	0- 1	OVERALL	2- 1	3- 0	4- 1				
4- 1	0- 0	0- 0	HOME	1- 0	1- 0	2- 1				
5- 3	0- 1	0- 1	AWAY	1- 1	2- 0	2- 0				
0- 0	0- 0	0- 0	NEUTRAL	0- 0	0- 0	0- 0				
7- 4	0- 1	0- 1	NON-CONFERENCE	2- 1	2- 0	3- 1				
4- 1	0- 0	0- 0	HOME	1- 0	1- 0	2- 1				
3- 3	0- 1	0- 1	AWAY	1- 1	1- 0	1- 0				
0- 0	0- 0	0- 0	NEUTRAL	0- 0	0- 0	0- 0				
2- 0	0- 0	0- 0	CONFERENCE	0- 0	1- 0	1- 0				
0- 0	0- 0	0- 0	HOME	0- 0	0- 0	0- 0				
2- 0	0- 0	0- 0	AWAY	0- 0	1- 0	1- 0				
0- 0	0- 0	0- 0	NEUTRAL	0- 0	0- 0	0- 0				

RPI 1-25				RPI 26-50				Team's RPI: 32	RPI 51-100				RPI 101+			
RPI	S	Opponent	Score	RPI	S	Opponent	Score		RPI	S	Opponent	Score	RPI	S	Opponent	Score
3	A	Louisville	63 76	50	A	Western Ky.	58 93		55	A	UCF	58 64	115	H	Dayton	81 80
									70	H	Marist	77 54	117	A	Ohio	73 71
									94	A	South Dakota St.	79 74	146	A	Bethune-Cookman	92 67
													155	H	Green Bay	105 111
													170	H	Iona	70 50
													187	A	Akron	77 72
													197	H	Northeastern	79 63
													279	A	Oakland	65 47
LAST 10 Division I																
187	A	Akron	77 72	117	A	Ohio	73 71									
55	A	UCF	58 64	170	H	Iona	70 50									
146	A	Bethune-Cookman	92 67	70	H	Marist	77 54									
279	A	Oakland	65 47	197	H	Northeastern	79 63									
94	A	South Dakota St.	79 74	115	H	Dayton	81 80									

Non-Div I Games:

Central Mich.

Charleston So.

Through Games Of Jan. 9: 2020

Average RPI Win:	0	WON-LOST	WINNING	LAST 10	STRENGTH OF	OPP. STRENGTH	TEAM	ADJ.	CONF.	ADJ CONF.
Average RPI Loss:	216	RECORD	PCT. RANK	GAMES	SCHEDULE	OF SCHEDULE	RPI	RPI	RPI	RPI
DIV. I ONLY	0- 11	344	0-10	236	349	344	344	27	27	
DIV. I NON-CONF.	0- 7	338	0-6	153	341	334	334	27	27	
TOTALS	RPI 1-25	RPI 26-50	W-L RECORDS	RPI 51-100	RPI 101-150	RPI 150+				
0- 11	0- 1	0- 0	OVERALL	0- 1	0- 2	0- 7				
0- 5	0- 0	0- 0	HOME	0- 0	0- 2	0- 3				
0- 6	0- 1	0- 0	AWAY	0- 1	0- 0	0- 4				
0- 0	0- 0	0- 0	NEUTRAL	0- 0	0- 0	0- 0				
0- 7	0- 1	0- 0	NON-CONFERENCE	0- 1	0- 2	0- 3				
0- 4	0- 0	0- 0	HOME	0- 0	0- 2	0- 2				
0- 3	0- 1	0- 0	AWAY	0- 1	0- 0	0- 1				
0- 0	0- 0	0- 0	NEUTRAL	0- 0	0- 0	0- 0				
0- 4	0- 0	0- 0	CONFERENCE	0- 0	0- 0	0- 4				
0- 1	0- 0	0- 0	HOME	0- 0	0- 0	0- 1				
0- 3	0- 0	0- 0	AWAY	0- 0	0- 0	0- 3				
0- 0	0- 0	0- 0	NEUTRAL	0- 0	0- 0	0- 0				

RPI S	Opponent	Score	RPI S	Opponent	Score	RPI S	Opponent	Score	RPI S	Opponent	Score	Team's RPI: 344
15	A Florida St.	36 88				81	A North Carolina	54 85	135	H North Dakota	57 73	
									146	H Bethune-Cookman	41 81	
									207	H Gardner-Webb	52 79	
									230	H Col. of Charleston	70 79	
									257	A Longwood	64 84	
									293	A Radford	35 72	
									335	A Western Caro.	64 69	
									337	A USC Upstate	53 70	
									345	H South Carolina St.	75 81	
LAST 10 Division I												
293	A Radford	35 72	257	A Longwood	64 84							
207	H Gardner-Webb	52 79	135	H North Dakota	57 73							
337	A USC Upstate	53 70	146	H Bethune-Cookman	41 81							
230	H Col. of Charleston	70 79	81	A North Carolina	54 85							
335	A Western Caro.	64 69	345	H South Carolina St.	75 81							

Non-Div I Games: Columbia (SC) 76 59 Virginia-Lynchburg 92 55

Charleston So.

Loss, Non-Conf, S Site, H Home A Away N Neutral

Average RPI Win: 160	WON-LOST	WINNING	LAST 10	STRENGTH OF	OPP. STRENGTH	TEAM	ADJ.	CONF.	ADJ CONF.
Average RPI Loss: 65	RECORD	PCT. RANK	GAMES	SCHEDULE	OF SCHEDULE	RPI	RPI	RPI	RPI
DIV. I ONLY	10- 3	48	7-3	134	53	45	45	13	13
DIV. I NON-CONF.	9- 2	40	6-2	169	60	53	53	16	16
TOTALS	RPI 1-25	RPI 26-50	W-L RECORDS	RPI 51-100	RPI 101-150	RPI 150+			
10- 3	0- 1	0- 1	OVERALL	2- 0	4- 1	4- 0			
4- 1	0- 0	0- 0	HOME	0- 0	1- 1	3- 0			
4- 2	0- 1	0- 1	AWAY	1- 0	2- 0	1- 0			
2- 0	0- 0	0- 0	NEUTRAL	1- 0	1- 0	0- 0			
9- 2	0- 1	0- 0	NON-CONFERENCE	2- 0	3- 1	4- 0			
4- 1	0- 0	0- 0	HOME	0- 0	1- 1	3- 0			
3- 1	0- 1	0- 0	AWAY	1- 0	1- 0	1- 0			
2- 0	0- 0	0- 0	NEUTRAL	1- 0	1- 0	0- 0			
1- 1	0- 0	0- 1	CONFERENCE	0- 0	1- 0	0- 0			
0- 0	0- 0	0- 0	HOME	0- 0	0- 0	0- 0			
1- 1	0- 0	0- 1	AWAY	0- 0	1- 0	0- 0			
0- 0	0- 0	0- 0	NEUTRAL	0- 0	0- 0	0- 0			

RPI 1-25				RPI 26-50				Team's RPI: 45		RPI 51-100				RPI 101+			
RPI	S	Opponent	Score	RPI	S	Opponent	Score		RPI	S	Opponent	Score	RPI	S	Opponent	Score	
17	A	Kentucky	39 86	47	A	Middle Tenn.	59 83		64	A	Wake Forest	77 65	106	A	Davidson	75 64	
									83	N	Boston College	84 68	110	H	Richmond	78 59	
													132	H	Fordham	51 76	
													138	A	UAB	83 75	
													148	N	Tulane	60 56	
													207	H	Gardner-Webb	74 49	
													214	H	Delaware	61 57	
													233	A	East Carolina	59 47	
													295	H	UMES	64 44	
LAST 10 Division I																	
138	A	UAB	83 75	47	A	Middle Tenn.	59 83		148	N	Tulane	60 56					
295	H	UMES	64 44						83	N	Boston College	84 68					
106	A	Davidson	75 64						132	H	Fordham	51 76					
214	H	Delaware	61 57						233	A	East Carolina	59 47					
17	A	Kentucky	39 86														

Non-Div I Games:

Charlotte

■ Loss,
■ Non-Conf, S Site,
■ Home
■ Away
N Neutral

Chattanooga

Through Games Of Jan. 9: 2020

Average RPI Win:	214	WON-LOST	WINNING	LAST 10	STRENGTH OF	OPP. STRENGTH	TEAM	ADJ.	CONF.	ADJ CONF.
Average RPI Loss:	103	RECORD	PCT. RANK	GAMES	SCHEDULE	OF SCHEDULE	RPI	RPI	RPI	RPI
DIV. I ONLY	2- 13	326	1-9	53	98	224	224	20	20	
DIV. I NON-CONF.	1- 13	337	0-9	25	100	231	231	21	21	
TOTALS	RPI 1-25	RPI 26-50	W-L RECORDS	RPI 51-100	RPI 101-150	RPI 150+				
2- 13	0- 3	0- 0	OVERALL	1- 4	0- 3	1- 3				
0- 6	0- 1	0- 0	HOME	0- 1	0- 2	0- 2				
2- 7	0- 2	0- 0	AWAY	1- 3	0- 1	1- 1				
0- 0	0- 0	0- 0	NEUTRAL	0- 0	0- 0	0- 0				
1- 13	0- 3	0- 0	NON-CONFERENCE	1- 4	0- 3	0- 3				
0- 6	0- 1	0- 0	HOME	0- 1	0- 2	0- 2				
1- 7	0- 2	0- 0	AWAY	1- 3	0- 1	0- 1				
0- 0	0- 0	0- 0	NEUTRAL	0- 0	0- 0	0- 0				
1- 0	0- 0	0- 0	CONFERENCE	0- 0	0- 0	1- 0				
0- 0	0- 0	0- 0	HOME	0- 0	0- 0	0- 0				
1- 0	0- 0	0- 0	AWAY	0- 0	0- 0	1- 0				
0- 0	0- 0	0- 0	NEUTRAL	0- 0	0- 0	0- 0				

RPI	S	Opponent	Score
3	A	Louisville	37 86
16	A	NC State	38 74
23	H	Purdue	34 66

RPI	S	Opponent	Score
-----	---	----------	-------

RPI	S	Opponent	Score
60	H	Troy	51 90
79	A	Belmont	50 63
84	A	UT Martin	51 78
92	A	Liberty	71 54
94	A	South Dakota St.	56 71

RPI	S	Opponent	Score
117	H	Ohio	58 70
136	A	Cincinnati	53 72
141	H	Austin Peay	49 50
158	H	Hampton	55 84
173	H	Northern Colo.	42 59
260	A	Eastern Ky.	65 71
335	A	Western Caro.	59 52

LAST 10 Division I

117	H	Ohio	58 70	335	A	Western Caro.	59 52
16	A	NC State	38 74	260	A	Eastern Ky.	65 71
60	H	Troy	51 90	173	H	Northern Colo.	42 59
94	A	South Dakota St.	56 71	141	H	Austin Peay	49 50
84	A	UT Martin	51 78	3	A	Louisville	37 86

Non-Div I Games:

Chattanooga

■ Loss,
 ■ Non-Conf, S Site,
 ■ Home
 ■ Away
 N Neutral

Average RPI Win:	0	WON-LOST	WINNING	LAST 10	STRENGTH OF	OPP. STRENGTH	TEAM	ADJ.	CONF.	ADJ CONF.
Average RPI Loss:	224	RECORD	PCT. RANK	GAMES	SCHEDULE	OF SCHEDULE	RPI	RPI	RPI	RPI
DIV. I ONLY	0- 16	344	0-10	307	321	347	347	32	32	
DIV. I NON-CONF.	0- 13	338	0-7	252	287	341	341	32	32	
TOTALS	RPI 1-25	RPI 26-50	W-L RECORDS	RPI 51-100	RPI 101-150	RPI 150+				
0- 16	0- 0	0- 1	OVERALL	0- 1	0- 3	0- 11				
0- 7	0- 0	0- 1	HOME	0- 1	0- 0	0- 5				
0- 8	0- 0	0- 0	AWAY	0- 0	0- 3	0- 5				
0- 1	0- 0	0- 0	NEUTRAL	0- 0	0- 0	0- 1				
0- 13	0- 0	0- 1	NON-CONFERENCE	0- 1	0- 3	0- 8				
0- 6	0- 0	0- 1	HOME	0- 1	0- 0	0- 4				
0- 6	0- 0	0- 0	AWAY	0- 0	0- 3	0- 3				
0- 1	0- 0	0- 0	NEUTRAL	0- 0	0- 0	0- 1				
0- 3	0- 0	0- 0	CONFERENCE	0- 0	0- 0	0- 3				
0- 1	0- 0	0- 0	HOME	0- 0	0- 0	0- 1				
0- 2	0- 0	0- 0	AWAY	0- 0	0- 0	0- 2				
0- 0	0- 0	0- 0	NEUTRAL	0- 0	0- 0	0- 0				

RPI 1-25				RPI 26-50				RPI 51-100				RPI 101+ Team's RPI: 347			
RPI	S	Opponent	Score	RPI	S	Opponent	Score	RPI	S	Opponent	Score	RPI	S	Opponent	Score
				37	H	Arizona	50 82	97	H	Loyola Chicago	53 98	113	A	UT Arlington	53 84
												127	A	Western Mich.	69 90
												140	A	Illinois	66 96
												155	H	Green Bay	46 102
												164	A	Valparaiso	49 95
												231	H	Western Ill.	78 88
												279	H	Oakland	70 98
												283	N	UC Santa Barbara	65 96
												298	H	New Mexico St.	60 73
												311	A	Nevada	60 80
												330	H	UIC	61 73
												332	A	Seattle U	51 80
												336	A	Evansville	42 76
												343	A	Utah Valley	58 89
LAST 10 Division I															
				332	A	Seattle U	51 80	298	H	New Mexico St.	60 73				
				343	A	Utah Valley	58 89	231	H	Western Ill.	78 88				
				164	A	Valparaiso	49 95	330	H	UIC	61 73				
				336	A	Evansville	42 76	283	N	UC Santa Barbara	65 96				
				127	A	Western Mich.	69 90	311	A	Nevada	60 80				

Non-Div I Games:

Chicago St.

■ Loss,
 ■ Non-Conf,
 ■ S Site,
 ■ H Home
 ■ A Away
 N Neutral

Average RPI Win:	209	WON-LOST	WINNING	LAST 10	STRENGTH OF	OPP. STRENGTH	TEAM	ADJ.	CONF.	ADJ CONF.
Average RPI Loss:	57	RECORD	PCT. RANK	GAMES	SCHEDULE	OF SCHEDULE	RPI	RPI	RPI	RPI
DIV. I ONLY	10- 5	85	7-3	231	50	136	136	8	8	
DIV. I NON-CONF.	9- 4	84	6-2	265	42	156	156	8	8	
TOTALS	RPI 1-25	RPI 26-50	W-L RECORDS	RPI 51-100	RPI 101-150	RPI 150+				
10- 5	0- 2	0- 0	OVERALL	1- 3	1- 0	8- 0				
7- 2	0- 1	0- 0	HOME	1- 1	1- 0	5- 0				
3- 1	0- 0	0- 0	AWAY	0- 1	0- 0	3- 0				
0- 2	0- 1	0- 0	NEUTRAL	0- 1	0- 0	0- 0				
9- 4	0- 2	0- 0	NON-CONFERENCE	1- 2	1- 0	7- 0				
7- 2	0- 1	0- 0	HOME	1- 1	1- 0	5- 0				
2- 0	0- 0	0- 0	AWAY	0- 0	0- 0	2- 0				
0- 2	0- 1	0- 0	NEUTRAL	0- 1	0- 0	0- 0				
1- 1	0- 0	0- 0	CONFERENCE	0- 1	0- 0	1- 0				
0- 0	0- 0	0- 0	HOME	0- 0	0- 0	0- 0				
1- 1	0- 0	0- 0	AWAY	0- 1	0- 0	1- 0				
0- 0	0- 0	0- 0	NEUTRAL	0- 0	0- 0	0- 0				

RPI 1-25			RPI 26-50			RPI 51-100			RPI 101+			Team's RPI: 136
RPI	S	Opponent	Score	RPI	S	Opponent	Score	RPI	S	Opponent	Score	
11	N	Iowa	61 69					150	H	Utah	68 62	
25	H	Ohio St.	73 78					156	A	VCU	58 56	
								171	H	Miami (OH)	98 68	
								182	A	Memphis	73 66	
								224	H	Chattanooga	72 53	
								241	A	Xavier	85 78	
								265	H	Alabama A&M	62 47	
								285	H	Pittsburgh	69 53	
								338	H	Coppin St.	86 40	
LAST 10 Division I												
				96	A	South Fla.	68 76	182	A	Memphis	73 66	
				338	H	Coppin St.	86 40	171	H	Miami (OH)	98 68	
				285	H	Pittsburgh	69 53	156	A	VCU	58 56	
				265	H	Alabama A&M	62 47	89	N	Bucknell	48 56	
				241	A	Xavier	85 78	11	N	Iowa	61 69	

Non-Div I Games:

Cincinnati

Average RPI Win:	230	WON-LOST	WINNING	LAST 10	STRENGTH OF	OPP. STRENGTH	TEAM	ADJ.	CONF.	ADJ CONF.
Average RPI Loss:	78	RECORD	PCT. RANK	GAMES	SCHEDULE	OF SCHEDULE	RPI	RPI	RPI	RPI
DIV. I ONLY	5- 10	244	3-7	71	51	177	177	3	3	
DIV. I NON-CONF.	4- 7	225	2-4	161	93	227	227	2	2	
TOTALS	RPI 1-25	RPI 26-50	W-L RECORDS	RPI 51-100	RPI 101-150	RPI 150+				
5- 10	0- 4	0- 1	OVERALL	0- 3	2- 0	3- 2				
2- 6	0- 3	0- 0	HOME	0- 2	1- 0	1- 1				
2- 3	0- 1	0- 0	AWAY	0- 1	1- 0	1- 1				
1- 1	0- 0	0- 1	NEUTRAL	0- 0	0- 0	1- 0				
4- 7	0- 2	0- 1	NON-CONFERENCE	0- 2	1- 0	3- 2				
2- 4	0- 1	0- 0	HOME	0- 2	1- 0	1- 1				
1- 2	0- 1	0- 0	AWAY	0- 0	0- 0	1- 1				
1- 1	0- 0	0- 1	NEUTRAL	0- 0	0- 0	1- 0				
1- 3	0- 2	0- 0	CONFERENCE	0- 1	1- 0	0- 0				
0- 2	0- 2	0- 0	HOME	0- 0	0- 0	0- 0				
1- 1	0- 0	0- 0	AWAY	0- 1	1- 0	0- 0				
0- 0	0- 0	0- 0	NEUTRAL	0- 0	0- 0	0- 0				

RPI	S	Opponent	Score	RPI	S	Opponent	Score	RPI	S	Opponent	Score	RPI	S	Opponent	Score	Team's RPI: 177
3	H	Louisville	50 75	29	N	Maryland	44 63	64	A	Wake Forest	58 63	114	H	Furman	77 71	
4	H	South Carolina	48 84					86	H	Alabama	54 67	123	A	Notre Dame	71 55	
11	A	Iowa	60 74					93	H	N.C. A&T	74 82	200	A	Penn St.	55 68	
15	H	Florida St.	64 81									273	H	Navy	52 65	
												276	H	Alabama St.	76 43	
												317	A	Mercer	65 61	
												320	N	Alcorn	77 46	
LAST 10 Division I																
3	H	Louisville	50 75	64	A	Wake Forest	58 63	11	A	Iowa	60 74					
123	A	Notre Dame	71 55	320	N	Alcorn	77 46	29	N	Maryland	44 63					
93	H	N.C. A&T	74 82	4	H	South Carolina	48 84									
317	A	Mercer	65 61													
15	H	Florida St.	64 81													

Non-Div I Games:

Clemson

■ Loss,
 ■ Non-Conf, S Site,
 ■ Home
 ■ Away
 N Neutral

Cleveland St.

Through Games Of Jan. 9: 2020

Average RPI Win:	274	WON-LOST	WINNING	LAST 10	STRENGTH OF	OPP. STRENGTH	TEAM	ADJ.	CONF.	ADJ CONF.
Average RPI Loss:	126	RECORD	PCT. RANK	GAMES	SCHEDULE	OF SCHEDULE	RPI	RPI	RPI	RPI
DIV. I ONLY	10- 3	48	8-2	351	171	178	178	17	17	
DIV. I NON-CONF.	8- 1	28	6-0	350	158	165	165	17	17	
TOTALS	RPI 1-25	RPI 26-50	W-L RECORDS	RPI 51-100	RPI 101-150	RPI 150+				
10- 3	0- 0	0- 0	OVERALL	0- 1	0- 1	10- 1				
2- 1	0- 0	0- 0	HOME	0- 1	0- 0	2- 0				
8- 2	0- 0	0- 0	AWAY	0- 0	0- 1	8- 1				
0- 0	0- 0	0- 0	NEUTRAL	0- 0	0- 0	0- 0				
8- 1	0- 0	0- 0	NON-CONFERENCE	0- 0	0- 0	8- 1				
1- 0	0- 0	0- 0	HOME	0- 0	0- 0	1- 0				
7- 1	0- 0	0- 0	AWAY	0- 0	0- 0	7- 1				
0- 0	0- 0	0- 0	NEUTRAL	0- 0	0- 0	0- 0				
2- 2	0- 0	0- 0	CONFERENCE	0- 1	0- 1	2- 0				
1- 1	0- 0	0- 0	HOME	0- 1	0- 0	1- 0				
1- 1	0- 0	0- 0	AWAY	0- 0	0- 1	1- 0				
0- 0	0- 0	0- 0	NEUTRAL	0- 0	0- 0	0- 0				

RPI S	Opponent	Score	RPI S	Opponent	Score	RPI S	Opponent	Score	RPI S	Opponent	Score	Team's RPI: 178
						70	H IUPUI	53 78	128	A Wright St.	62 78	
									180	A Bowling Green	62 89	
									187	H Akron	66 62	
									213	A Northern Ky.	73 68	
									221	A ETSU	62 54	
									229	A Delaware St.	57 49	
									275	A St. Bonaventure	65 62	
									278	A Omaha	79 66	
									327	A Hofstra	61 51	
									330	H UIC	84 44	
									335	A Western Caro.	68 61	
									346	A LIU Brooklyn	79 49	
LAST 10 Division I												
128	A Wright St.	62 78	213	A Northern Ky.	73 68							
70	H IUPUI	53 78	335	A Western Caro.	68 61							
330	H UIC	84 44	229	A Delaware St.	57 49							
278	A Omaha	79 66	187	H Akron	66 62							
221	A ETSU	62 54	275	A St. Bonaventure	65 62							

Non-Div I Games: Davis & Elkins 110 41 Lake Erie 95 49

Cleveland St.

Loss, Non-Conf, S Site, H Home A Away N Neutral

Coastal Caro.

Through Games Of Jan. 9: 2020

Average RPI Win:	241	WON-LOST	WINNING	LAST 10	STRENGTH OF	OPP. STRENGTH	TEAM	ADJ.	CONF.	ADJ CONF.
Average RPI Loss:	85	RECORD	PCT. RANK	GAMES	SCHEDULE	OF SCHEDULE	RPI	RPI	RPI	RPI
DIV. I ONLY	10- 2	33	8-2	317	177	126	126	23	23	
DIV. I NON-CONF.	8- 1	28	6-1	341	144	150	150	22	22	
TOTALS	RPI 1-25	RPI 26-50	W-L RECORDS	RPI 51-100	RPI 101-150	RPI 150+				
10- 2	0- 0	0- 0	OVERALL	2- 1	0- 1	8- 0				
5- 1	0- 0	0- 0	HOME	1- 0	0- 1	4- 0				
4- 1	0- 0	0- 0	AWAY	0- 1	0- 0	4- 0				
1- 0	0- 0	0- 0	NEUTRAL	1- 0	0- 0	0- 0				
8- 1	0- 0	0- 0	NON-CONFERENCE	2- 0	0- 1	6- 0				
4- 1	0- 0	0- 0	HOME	1- 0	0- 1	3- 0				
3- 0	0- 0	0- 0	AWAY	0- 0	0- 0	3- 0				
1- 0	0- 0	0- 0	NEUTRAL	1- 0	0- 0	0- 0				
2- 1	0- 0	0- 0	CONFERENCE	0- 1	0- 0	2- 0				
1- 0	0- 0	0- 0	HOME	0- 0	0- 0	1- 0				
1- 1	0- 0	0- 0	AWAY	0- 1	0- 0	1- 0				
0- 0	0- 0	0- 0	NEUTRAL	0- 0	0- 0	0- 0				

RPI 1-25				RPI 26-50				RPI 51-100				RPI 101+				Team's RPI: 126	
RPI	S	Opponent	Score	RPI	S	Opponent	Score	RPI	S	Opponent	Score	RPI	S	Opponent	Score		
								60	A	Troy	77	84	110	H	Richmond	67	79
								98	N	Elon	76	65	162	H	George Mason	74	59
								100	H	UNC Greensboro	63	54	253	H	Texas St.	75	67
													268	H	Ark.-Pine Bluff	76	69
													274	A	UNCW	62	43
													282	A	South Alabama	71	62
													294	A	Wofford	78	73
													335	A	Western Caro.	66	43
													345	H	South Carolina St.	85	44
LAST 10 Division I																	
				282	A	South Alabama	71	62	253	H	Texas St.	75	67				
				60	A	Troy	77	84	162	H	George Mason	74	59				
				345	H	South Carolina St.	85	44	110	H	Richmond	67	79				
				98	N	Elon	76	65	335	A	Western Caro.	66	43				
				274	A	UNCW	62	43	294	A	Wofford	78	73				

Non-Div I Games: UNC Pembroke 86 44 Wesleyan (GA) 132 32

Coastal Caro.

Loss, Non-Conf, S Site, H Home A Away N Neutral

Average RPI Win:	268	WON-LOST	WINNING	LAST 10	STRENGTH OF	OPP. STRENGTH	TEAM	ADJ.	CONF.	ADJ CONF.
Average RPI Loss:	157	RECORD	PCT. RANK	GAMES	SCHEDULE	OF SCHEDULE	RPI	RPI	RPI	RPI
DIV. I ONLY	8- 4	85	8-2	343	233	230	230	14	14	
DIV. I NON-CONF.	6- 4	122	6-2	346	281	279	279	13	13	
TOTALS	RPI 1-25	RPI 26-50	W-L RECORDS	RPI 51-100	RPI 101-150	RPI 150+				
8- 4	0- 0	0- 0	OVERALL	1- 2	0- 0	7- 2				
4- 2	0- 0	0- 0	HOME	1- 1	0- 0	3- 1				
4- 2	0- 0	0- 0	AWAY	0- 1	0- 0	4- 1				
0- 0	0- 0	0- 0	NEUTRAL	0- 0	0- 0	0- 0				
6- 4	0- 0	0- 0	NON-CONFERENCE	0- 2	0- 0	6- 2				
2- 2	0- 0	0- 0	HOME	0- 1	0- 0	2- 1				
4- 2	0- 0	0- 0	AWAY	0- 1	0- 0	4- 1				
0- 0	0- 0	0- 0	NEUTRAL	0- 0	0- 0	0- 0				
2- 0	0- 0	0- 0	CONFERENCE	1- 0	0- 0	1- 0				
2- 0	0- 0	0- 0	HOME	1- 0	0- 0	1- 0				
0- 0	0- 0	0- 0	AWAY	0- 0	0- 0	0- 0				
0- 0	0- 0	0- 0	NEUTRAL	0- 0	0- 0	0- 0				

RPI 1-25				RPI 26-50				RPI 51-100				RPI 101+				Team's RPI: 230	
RPI	S	Opponent	Score	RPI	S	Opponent	Score	RPI	S	Opponent	Score	RPI	S	Opponent	Score		
								64	A	Wake Forest	50	106	162	H	George Mason	61	72
								69	H	Drexel	73	59	214	H	Delaware	84	73
								100	H	UNC Greensboro	56	69	245	A	Winthrop	84	73
													284	A	High Point	79	70
													302	A	Presbyterian	54	58
													304	H	N.C. Central	85	78
													335	H	Western Caro.	73	62
													344	A	Charleston So.	79	70
													345	A	South Carolina St.	76	55
LAST 10 Division I																	
								69	H	Drexel	73	59	214	H	Delaware	84	73
								335	H	Western Caro.	73	62	302	A	Presbyterian	54	58
								344	A	Charleston So.	79	70	345	A	South Carolina St.	76	55
								100	H	UNC Greensboro	56	69	304	H	N.C. Central	85	78
								245	A	Winthrop	84	73	284	A	High Point	79	70

Non-Div I Games: Coker 82 57

Col. of Charleston

■ Loss,
 ■ Non-Conf,
 ■ S Site,
 ■ H Home
 ■ A Away
 N Neutral

Average RPI Win:	246	WON-LOST	WINNING	LAST 10	STRENGTH OF	OPP. STRENGTH	TEAM	ADJ.	CONF.	ADJ CONF.
Average RPI Loss:	91	RECORD	PCT. RANK	GAMES	SCHEDULE	OF SCHEDULE	RPI	RPI	RPI	RPI
DIV. I ONLY	10- 4	65	6-4	280	119	102	102	16	16	
DIV. I NON-CONF.	8- 3	68	4-3	234	113	80	80	15	15	
TOTALS	RPI 1-25	RPI 26-50	W-L RECORDS	RPI 51-100	RPI 101-150	RPI 150+				
10- 4	0- 1	0- 0	OVERALL	1- 2	1- 0	8- 1				
6- 0	0- 0	0- 0	HOME	1- 0	0- 0	5- 0				
4- 4	0- 1	0- 0	AWAY	0- 2	1- 0	3- 1				
0- 0	0- 0	0- 0	NEUTRAL	0- 0	0- 0	0- 0				
8- 3	0- 1	0- 0	NON-CONFERENCE	1- 2	1- 0	6- 0				
5- 0	0- 0	0- 0	HOME	1- 0	0- 0	4- 0				
3- 3	0- 1	0- 0	AWAY	0- 2	1- 0	2- 0				
0- 0	0- 0	0- 0	NEUTRAL	0- 0	0- 0	0- 0				
2- 1	0- 0	0- 0	CONFERENCE	0- 0	0- 0	2- 1				
1- 0	0- 0	0- 0	HOME	0- 0	0- 0	1- 0				
1- 1	0- 0	0- 0	AWAY	0- 0	0- 0	1- 1				
0- 0	0- 0	0- 0	NEUTRAL	0- 0	0- 0	0- 0				

RPI 1-25				RPI 26-50				RPI 51-100				RPI 101+				Team's RPI: 102
RPI	S	Opponent	Score	RPI	S	Opponent	Score	RPI	S	Opponent	Score	RPI	S	Opponent	Score	
20	A	Northwestern	44 73					51	H	Yale	70 67	144	A	Cornell	62 58	
								66	A	Saint Louis	51 61	190	A	American	61 63	
								86	A	Alabama	52 72	250	H	Niagara	85 72	
												261	H	Wagner	74 58	
												263	A	Loyola Maryland	76 74	
												264	H	Army West Point	100 93	
												267	H	UMass Lowell	73 51	
												313	A	NJIT	79 52	
												323	H	Siena	88 51	
												325	A	Canisius	90 69	
LAST 10 Division I																
264	H	Army West Point	100 93	263	A	Loyola Maryland	76 74									
190	A	American	61 63	250	H	Niagara	85 72									
261	H	Wagner	74 58	20	A	Northwestern	44 73									
86	A	Alabama	52 72	66	A	Saint Louis	51 61									
323	H	Siena	88 51	325	A	Canisius	90 69									

Non-Div I Games:

Colgate

Average RPI Win:	200	WON-LOST	WINNING	LAST 10	STRENGTH OF	OPP. STRENGTH	TEAM	ADJ.	CONF.	ADJ CONF.
Average RPI Loss:	9	RECORD	PCT. RANK	GAMES	SCHEDULE	OF SCHEDULE	RPI	RPI	RPI	RPI
DIV. I ONLY	12- 2	28	8-2	149	74	34	34	1	1	
DIV. I NON-CONF.	11- 0	1	7-0	282	118	46	46	1	1	
TOTALS	RPI 1-25	RPI 26-50	W-L RECORDS	RPI 51-100	RPI 101-150	RPI 150+				
12- 2	0- 2	0- 0	OVERALL	1- 0	4- 0	7- 0				
6- 0	0- 0	0- 0	HOME	1- 0	1- 0	4- 0				
5- 2	0- 2	0- 0	AWAY	0- 0	2- 0	3- 0				
1- 0	0- 0	0- 0	NEUTRAL	0- 0	1- 0	0- 0				
11- 0	0- 0	0- 0	NON-CONFERENCE	1- 0	3- 0	7- 0				
6- 0	0- 0	0- 0	HOME	1- 0	1- 0	4- 0				
4- 0	0- 0	0- 0	AWAY	0- 0	1- 0	3- 0				
1- 0	0- 0	0- 0	NEUTRAL	0- 0	1- 0	0- 0				
1- 2	0- 2	0- 0	CONFERENCE	0- 0	1- 0	0- 0				
0- 0	0- 0	0- 0	HOME	0- 0	0- 0	0- 0				
1- 2	0- 2	0- 0	AWAY	0- 0	1- 0	0- 0				
0- 0	0- 0	0- 0	NEUTRAL	0- 0	0- 0	0- 0				

RPI	S	Opponent	Score	RPI	S	Opponent	Score	Team's RPI: 34	RPI	S	Opponent	Score	RPI	S	Opponent	Score
6	A	Oregon St.	60 72						78	H	Texas Southern	74 50	103	H	Wisconsin	74 57
12	A	Oregon	46 104										138	N	UAB	77 69
													148	A	Tulane	62 52
													150	A	Utah	80 70
													215	H	Jacksonville	66 44
													217	A	Wyoming	66 56
													232	A	Colorado St.	79 75
													241	A	Xavier	62 53
													272	H	Indiana St.	59 46
													288	H	Denver	96 70
													313	H	NJIT	80 57
LAST 10 Division I																
12	A	Oregon	46 104	6	A	Oregon St.	60 72		241	A	Xavier	62 53				
150	A	Utah	80 70						78	H	Texas Southern	74 50				
148	A	Tulane	62 52						272	H	Indiana St.	59 46				
138	N	UAB	77 69						215	H	Jacksonville	66 44				
288	H	Denver	96 70													

Non-Div I Games:

Colorado

Loss,
Non-Conf, S Site,
H Home
A Away
N Neutral

Average RPI Win: 269		WON-LOST	WINNING	LAST 10	STRENGTH OF	OPP. STRENGTH	TEAM	ADJ.	CONF.	ADJ CONF.
Average RPI Loss: 147		RECORD	PCT. RANK	GAMES	SCHEDULE	OF SCHEDULE	RPI	RPI	RPI	RPI
DIV. I ONLY		6- 7	192	5-5	246	289	232	232	21	21
DIV. I NON-CONF.		4- 5	195	3-3	267	272	262	262	25	25
TOTALS	RPI 1-25	RPI 26-50		W-L RECORDS		RPI 51-100	RPI 101-150	RPI 150+		
6- 7	0- 0	0- 1		OVERALL		0- 1	0- 2	6- 3		
4- 3	0- 0	0- 1		HOME		0- 0	0- 1	4- 1		
2- 4	0- 0	0- 0		AWAY		0- 1	0- 1	2- 2		
0- 0	0- 0	0- 0		NEUTRAL		0- 0	0- 0	0- 0		
4- 5	0- 0	0- 1		NON-CONFERENCE		0- 1	0- 1	4- 2		
3- 2	0- 0	0- 1		HOME		0- 0	0- 0	3- 1		
1- 3	0- 0	0- 0		AWAY		0- 1	0- 1	1- 1		
0- 0	0- 0	0- 0		NEUTRAL		0- 0	0- 0	0- 0		
2- 2	0- 0	0- 0		CONFERENCE		0- 0	0- 1	2- 1		
1- 1	0- 0	0- 0		HOME		0- 0	0- 1	1- 0		
1- 1	0- 0	0- 0		AWAY		0- 0	0- 0	1- 1		
0- 0	0- 0	0- 0		NEUTRAL		0- 0	0- 0	0- 0		
































RPI 1-25				RPI 26-50				RPI 51-100				RPI 101+				Team's RPI: 232	
RPI	S	Opponent	Score	RPI	S	Opponent	Score	RPI	S	Opponent	Score	RPI	S	Opponent	Score		
				34	H	Colorado	75 79					108	H	Boise St.	69 72		
												109	A	Idaho	54 61		
												173	A	Northern Colo.	75 58		
												179	H	Northern Ill.	75 80		
												217	A	Wyoming	56 49		
												218	A	Tulsa	55 61		
												226	H	UC Riverside	52 40		
												290	A	San Diego St.	49 59		
												311	H	Nevada	75 70		
												340	H	Incarnate Word	75 47		
												349	H	Mississippi Val.	65 46		
LAST 10 Division I																	
				311	H	Nevada	75 70	217	A	Wyoming	56 49						
				218	A	Tulsa	55 61	290	A	San Diego St.	49 59						
				349	H	Mississippi Val.	65 46	226	H	UC Riverside	52 40						
				91	A	Tennessee	41 79	340	H	Incarnate Word	75 47						
				108	H	Boise St.	69 72	34	H	Colorado	75 79						

Non-Div I Games:	Western St.	56	47	Chadron St.	102	51
------------------	-------------	----	----	-------------	-----	----

Colorado St.





Loss, Non-Conf, S Site, H Home A Away N Neutral

Average RPI Win: 228	WON-LOST	WINNING	LAST 10	STRENGTH OF	OPP. STRENGTH	TEAM	ADJ.	CONF.	ADJ CONF.
Average RPI Loss: 139	RECORD	PCT. RANK	GAMES	SCHEDULE	OF SCHEDULE	RPI	RPI	RPI	RPI
DIV. I ONLY	9- 4	74	8-2	305	178	152	152	9	9
DIV. I NON-CONF.	9- 4	84	8-2	302	189	153	153	9	9
TOTALS	RPI 1-25	RPI 26-50	W-L RECORDS	RPI 51-100	RPI 101-150	RPI 150+			
9- 4	0- 0	0- 1	OVERALL	0- 1	2- 1	7- 1			
6- 1	0- 0	0- 0	HOME	0- 0	2- 1	4- 0			
3- 3	0- 0	0- 1	AWAY	0- 1	0- 0	3- 1			
0- 0	0- 0	0- 0	NEUTRAL	0- 0	0- 0	0- 0			
9- 4	0- 0	0- 1	NON-CONFERENCE	0- 1	2- 1	7- 1			
6- 1	0- 0	0- 0	HOME	0- 0	2- 1	4- 0			
3- 3	0- 0	0- 1	AWAY	0- 1	0- 0	3- 1			
0- 0	0- 0	0- 0	NEUTRAL	0- 0	0- 0	0- 0			
0- 0	0- 0	0- 0	CONFERENCE	0- 0	0- 0	0- 0			
0- 0	0- 0	0- 0	HOME	0- 0	0- 0	0- 0			
0- 0	0- 0	0- 0	AWAY	0- 0	0- 0	0- 0			
0- 0	0- 0	0- 0	NEUTRAL	0- 0	0- 0	0- 0			

RPI S	Opponent	Score	RPI S	Opponent	Score	RPI S	Opponent	Score	RPI S	Opponent	Score	Team's RPI: 152
			49 	 Vanderbilt	51  72	65 	 Buffalo	75  82	106 	Davidson	63 60	
									132 	Fordham	70 51	
									133 	Saint Joseph's	57  71	
									151 	Robert Morris	61 59	
									205 	Georgetown	54 49	
									235 	Milwaukee	74 46	
									264 	Army West Point	71 62	
									309 	Albany (NY)	78  82	
									313 	NJIT	99 43	
									317 	Mercer	77 48	
									333 	Tennessee St.	75 65	
LAST 10 Division I												
333 	Tennessee St.	75 65	317 	Mercer	77 48							
49 	Vanderbilt	51  72	235 	Milwaukee	74 46							
313 	NJIT	99 43	264 	Army West Point	71 62							
106 	Davidson	63 60	151 	Robert Morris	61 59							
205 	Georgetown	54 49	65 	Buffalo	75  82							

Non-Div I Games:

Columbia

 Loss,
  Non-Conf,
 S Site,
  Home
  Away
 N Neutral

Average RPI Win:	0	WON-LOST	WINNING	LAST 10	STRENGTH OF	OPP. STRENGTH	TEAM	ADJ.	CONF.	ADJ CONF.
Average RPI Loss:	177	RECORD	PCT. RANK	GAMES	SCHEDULE	OF SCHEDULE	RPI	RPI	RPI	RPI
DIV. I ONLY	0- 14	344	0-10	212	258	338	338	30	30	
DIV. I NON-CONF.	0- 12	338	0-8	159	231	326	326	30	30	
TOTALS	RPI 1-25	RPI 26-50	W-L RECORDS	RPI 51-100	RPI 101-150	RPI 150+				
0- 14	0- 1	0- 2	OVERALL	0- 1	0- 3	0- 7				
0- 4	0- 0	0- 0	HOME	0- 0	0- 0	0- 4				
0- 10	0- 1	0- 2	AWAY	0- 1	0- 3	0- 3				
0- 0	0- 0	0- 0	NEUTRAL	0- 0	0- 0	0- 0				
0- 12	0- 1	0- 2	NON-CONFERENCE	0- 1	0- 3	0- 5				
0- 2	0- 0	0- 0	HOME	0- 0	0- 0	0- 2				
0- 10	0- 1	0- 2	AWAY	0- 1	0- 3	0- 3				
0- 0	0- 0	0- 0	NEUTRAL	0- 0	0- 0	0- 0				
0- 2	0- 0	0- 0	CONFERENCE	0- 0	0- 0	0- 2				
0- 2	0- 0	0- 0	HOME	0- 0	0- 0	0- 2				
0- 0	0- 0	0- 0	AWAY	0- 0	0- 0	0- 0				
0- 0	0- 0	0- 0	NEUTRAL	0- 0	0- 0	0- 0				

RPI 1-25				RPI 26-50				RPI 51-100				RPI 101+ Team's RPI: 338			
RPI	S	Opponent	Score	RPI	S	Opponent	Score	RPI	S	Opponent	Score	RPI	S	Opponent	Score
24	A	West Virginia	47 82	33	A	Rutgers	33 107	94	A	South Dakota St.	41 94	115	A	Dayton	48 78
				38	A	South Dakota	44 82					120	A	George Washington	35 54
												136	A	Cincinnati	40 86
												186	H	Norfolk St.	48 85
												204	A	La Salle	46 79
												250	H	Niagara	67 82
												300	A	Marshall	47 60
												306	A	UMBC	48 71
												331	H	Saint Peter's	57 82
												345	H	South Carolina St.	60 71
LAST 10 Division I															
345	H	South Carolina St.	60 71	186	H	Norfolk St.	48 85								
115	A	Dayton	48 78	94	A	South Dakota St.	41 94								
136	A	Cincinnati	40 86	120	A	George Washington	35 54								
250	H	Niagara	67 82	204	A	La Salle	46 79								
38	A	South Dakota	44 82	24	A	West Virginia	47 82								

Non-Div I Games:

Coppin St.

■ Loss,
 ■ Non-Conf, S Site,
 ■ Home
 ■ Away
 N Neutral

Average RPI Win:	266	WON-LOST	WINNING	LAST 10	STRENGTH OF	OPP. STRENGTH	TEAM	ADJ.	CONF.	ADJ CONF.
Average RPI Loss:	86	RECORD	PCT. RANK	GAMES	SCHEDULE	OF SCHEDULE	RPI	RPI	RPI	RPI
DIV. I ONLY	7- 5	128	6-4	183	207	144	144	9	9	
DIV. I NON-CONF.	7- 5	130	6-4	194	218	145	145	9	9	
TOTALS	RPI 1-25	RPI 26-50	W-L RECORDS	RPI 51-100	RPI 101-150	RPI 150+				
7- 5	0- 1	0- 1	OVERALL	0- 0	0- 3	7- 0				
3- 3	0- 0	0- 0	HOME	0- 0	0- 3	3- 0				
4- 2	0- 1	0- 1	AWAY	0- 0	0- 0	4- 0				
0- 0	0- 0	0- 0	NEUTRAL	0- 0	0- 0	0- 0				
7- 5	0- 1	0- 1	NON-CONFERENCE	0- 0	0- 3	7- 0				
3- 3	0- 0	0- 0	HOME	0- 0	0- 3	3- 0				
4- 2	0- 1	0- 1	AWAY	0- 0	0- 0	4- 0				
0- 0	0- 0	0- 0	NEUTRAL	0- 0	0- 0	0- 0				
0- 0	0- 0	0- 0	CONFERENCE	0- 0	0- 0	0- 0				
0- 0	0- 0	0- 0	HOME	0- 0	0- 0	0- 0				
0- 0	0- 0	0- 0	AWAY	0- 0	0- 0	0- 0				
0- 0	0- 0	0- 0	NEUTRAL	0- 0	0- 0	0- 0				

RPI 1-25				RPI 26-50				RPI 51-100				RPI 101+ Team's RPI: 144			
RPI	S	Opponent	Score	RPI	S	Opponent	Score	RPI	S	Opponent	Score	RPI	S	Opponent	Score
24	A	West Virginia	62 68	40	A	TCU	49 59					102	H	Colgate	58 62
												118	H	Duquesne	62 72
												147	H	Binghamton	56 59
												221	H	ETSU	71 43
												229	A	Delaware St.	77 51
												250	H	Niagara	82 59
												267	A	UMass Lowell	70 56
												275	A	St. Bonaventure	70 42
												309	A	Albany (NY)	71 51
												313	H	NJIT	68 44
LAST 10 Division I															
24	A	West Virginia	62 68	221	H	ETSU	71 43								
275	A	St. Bonaventure	70 42	229	A	Delaware St.	77 51								
118	H	Duquesne	62 72	250	H	Niagara	82 59								
147	H	Binghamton	56 59	313	H	NJIT	68 44								
267	A	UMass Lowell	70 56	102	H	Colgate	58 62								

Non-Div I Games:

Cornell

■ Loss,
 ■ Non-Conf, S Site,
 ■ Home
 ■ Away
 N Neutral

Creighton

Through Games Of Jan. 9: 2020

Average RPI Win:	121	WON-LOST	WINNING	LAST 10	STRENGTH OF	OPP. STRENGTH	TEAM	ADJ.	CONF.	ADJ CONF.
Average RPI Loss:	32	RECORD	PCT. RANK	GAMES	SCHEDULE	OF SCHEDULE	RPI	RPI	RPI	RPI
DIV. I ONLY	11- 4	59	7-3	12	44	14	14	6	6	
DIV. I NON-CONF.	8- 3	68	4-2	12	79	10	10	6	6	
TOTALS	RPI 1-25	RPI 26-50	W-L RECORDS	RPI 51-100	RPI 101-150	RPI 150+				
11- 4	1- 1	2- 2	OVERALL	4- 1	0- 0	4- 0				
5- 1	0- 1	2- 0	HOME	1- 0	0- 0	2- 0				
4- 3	0- 0	0- 2	AWAY	2- 1	0- 0	2- 0				
2- 0	1- 0	0- 0	NEUTRAL	1- 0	0- 0	0- 0				
8- 3	1- 0	1- 2	NON-CONFERENCE	3- 1	0- 0	3- 0				
4- 0	0- 0	1- 0	HOME	1- 0	0- 0	2- 0				
2- 3	0- 0	0- 2	AWAY	1- 1	0- 0	1- 0				
2- 0	1- 0	0- 0	NEUTRAL	1- 0	0- 0	0- 0				
3- 1	0- 1	1- 0	CONFERENCE	1- 0	0- 0	1- 0				
1- 1	0- 1	1- 0	HOME	0- 0	0- 0	0- 0				
2- 0	0- 0	0- 0	AWAY	1- 0	0- 0	1- 0				
0- 0	0- 0	0- 0	NEUTRAL	0- 0	0- 0	0- 0				

RPI 1-25				RPI 26-50				RPI 51-100				RPI 101+			
RPI	S	Opponent	Score	RPI	S	Opponent	Score	RPI	S	Opponent	Score	RPI	S	Opponent	Score
10	H	DePaul	71 74	28	A	Drake	53 63	53	A	Arizona St.	55 70	157	H	Wichita St.	56 46
24	N	West Virginia	82 75	35	H	Marquette	72 62	54	A	Villanova	58 42	205	A	Georgetown	65 56
				38	A	South Dakota	65 72	57	N	Temple	69 59	278	A	Omaha	67 54
				46	H	UNI	57 54	59	A	Nebraska	79 74	319	H	North Dakota St.	70 59
								94	H	South Dakota St.	61 48				
LAST 10 Division I															
35	H	Marquette	72 62	10	H	DePaul	71 74								
54	A	Villanova	58 42	46	H	UNI	57 54								
205	A	Georgetown	65 56	38	A	South Dakota	65 72								
53	A	Arizona St.	55 70	57	N	Temple	69 59								
157	H	Wichita St.	56 46	24	N	West Virginia	82 75								

Non-Div I Games:

Creighton

Loss, Non-Conf, S Site, H Home A Away N Neutral

Average RPI Win:	267	WON-LOST	WINNING	LAST 10	STRENGTH OF	OPP. STRENGTH	TEAM	ADJ.	CONF.	ADJ CONF.
Average RPI Loss:	160	RECORD	PCT. RANK	GAMES	SCHEDULE	OF SCHEDULE	RPI	RPI	RPI	RPI
DIV. I ONLY	6- 7	192	3-7	218	252	198	198	9	9	
DIV. I NON-CONF.	6- 7	182	3-7	222	261	192	192	9	9	
TOTALS	RPI 1-25	RPI 26-50	W-L RECORDS	RPI 51-100	RPI 101-150	RPI 150+				
6- 7	0- 1	0- 0	OVERALL	0- 2	0- 0	6- 4				
4- 1	0- 0	0- 0	HOME	0- 0	0- 0	4- 1				
2- 6	0- 1	0- 0	AWAY	0- 2	0- 0	2- 3				
0- 0	0- 0	0- 0	NEUTRAL	0- 0	0- 0	0- 0				
6- 7	0- 1	0- 0	NON-CONFERENCE	0- 2	0- 0	6- 4				
4- 1	0- 0	0- 0	HOME	0- 0	0- 0	4- 1				
2- 6	0- 1	0- 0	AWAY	0- 2	0- 0	2- 3				
0- 0	0- 0	0- 0	NEUTRAL	0- 0	0- 0	0- 0				
0- 0	0- 0	0- 0	CONFERENCE	0- 0	0- 0	0- 0				
0- 0	0- 0	0- 0	HOME	0- 0	0- 0	0- 0				
0- 0	0- 0	0- 0	AWAY	0- 0	0- 0	0- 0				
0- 0	0- 0	0- 0	NEUTRAL	0- 0	0- 0	0- 0				

RPI 1-25				RPI 26-50				RPI 51-100				RPI 101+ Team's RPI: 198			
RPI	S	Opponent	Score	RPI	S	Opponent	Score	RPI	S	Opponent	Score	RPI	S	Opponent	Score
20	A	Northwestern	37 79					65	A	Buffalo	49 73	199	H	Merrimack	57 52
								97	A	Loyola Chicago	40 61	202	A	Boston U.	56 74
												220	A	Manhattan	58 70
												253	H	Texas St.	51 61
												259	A	Fairfield	52 51
												262	H	Maine	57 41
												263	A	Loyola Maryland	56 72
												267	A	UMass Lowell	62 51
												292	H	Vermont	72 55
												321	H	New Hampshire	66 47
LAST 10 Division I															
65	A	Buffalo	49 73	263	A	Loyola Maryland	56 72								
202	A	Boston U.	56 74	262	H	Maine	57 41								
321	H	New Hampshire	66 47	20	A	Northwestern	37 79								
253	H	Texas St.	51 61	97	A	Loyola Chicago	40 61								
267	A	UMass Lowell	62 51	220	A	Manhattan	58 70								

Non-Div I Games:

Dartmouth

■ Loss,
 ■ Non-Conf,
 ■ S Site,
 ■ H Home
 ■ A Away
 N Neutral

Davidson

Through Games Of Jan. 9: 2020

Average RPI Win:	215	WON-LOST	WINNING	LAST 10	STRENGTH OF	OPP. STRENGTH	TEAM	ADJ.	CONF.	ADJ CONF.
Average RPI Loss:	76	RECORD	PCT. RANK	GAMES	SCHEDULE	OF SCHEDULE	RPI	RPI	RPI	RPI
DIV. I ONLY	8- 6	136	5-5	190	68	106	106	12	12	
DIV. I NON-CONF.	6- 6	163	3-5	236	70	147	147	12	12	
TOTALS	RPI 1-25	RPI 26-50	W-L RECORDS	RPI 51-100	RPI 101-150	RPI 150+				
8- 6	0- 0	0- 3	OVERALL	1- 1	1- 1	6- 1				
3- 1	0- 0	0- 1	HOME	0- 0	1- 0	2- 0				
4- 5	0- 0	0- 2	AWAY	1- 1	0- 1	3- 1				
1- 0	0- 0	0- 0	NEUTRAL	0- 0	0- 0	1- 0				
6- 6	0- 0	0- 3	NON-CONFERENCE	0- 1	0- 1	6- 1				
2- 1	0- 0	0- 1	HOME	0- 0	0- 0	2- 0				
3- 5	0- 0	0- 2	AWAY	0- 1	0- 1	3- 1				
1- 0	0- 0	0- 0	NEUTRAL	0- 0	0- 0	1- 0				
2- 0	0- 0	0- 0	CONFERENCE	1- 0	1- 0	0- 0				
1- 0	0- 0	0- 0	HOME	0- 0	1- 0	0- 0				
1- 0	0- 0	0- 0	AWAY	1- 0	0- 0	0- 0				
0- 0	0- 0	0- 0	NEUTRAL	0- 0	0- 0	0- 0				

RPI 1-25				RPI 26-50				RPI 51-100				RPI 101+				Team's RPI: 106	
RPI	S	Opponent	Score	RPI	S	Opponent	Score	RPI	S	Opponent	Score	RPI	S	Opponent	Score		
				26	A	Virginia Tech	68 88	66	A	Saint Louis	65 58	122	A	Florida	50 55		
				43	A	Duke	52 82	69	A	Drexel	63 74	132	H	Fordham	74 62		
				45	H	Charlotte	64 75					152	A	Columbia	60 63		
												205	H	Georgetown	66 52		
												221	A	ETSU	75 60		
												234	N	UC Irvine	78 72		
												243	A	UMKC	74 64		
												284	A	High Point	73 63		
												335	H	Western Caro.	101 51		
LAST 10 Division I																	
				66	A	Saint Louis	65 58	132	H	Fordham	74 62						
				122	A	Florida	50 55	221	A	ETSU	75 60						
				45	H	Charlotte	64 75	43	A	Duke	52 82						
				152	A	Columbia	60 63	26	A	Virginia Tech	68 88						
				284	A	High Point	73 63	335	H	Western Caro.	101 51						

Non-Div I Games: Newberry 75 46

Davidson

■ Loss,
 ■ Non-Conf,
 ■ S Site,
 ■ Home
 ■ A Away
 N Neutral

Average RPI Win:	232	WON-LOST	WINNING	LAST 10	STRENGTH OF	OPP. STRENGTH	TEAM	ADJ.	CONF.	ADJ CONF.
Average RPI Loss:	44	RECORD	PCT. RANK	GAMES	SCHEDULE	OF SCHEDULE	RPI	RPI	RPI	RPI
DIV. I ONLY	9- 7	146	6-4	144	31	115	115	12	12	
DIV. I NON-CONF.	7- 7	163	4-4	135	23	135	135	12	12	
TOTALS	RPI 1-25	RPI 26-50	W-L RECORDS	RPI 51-100	RPI 101-150	RPI 150+				
9- 7	0- 3	0- 1	OVERALL	0- 2	0- 1	9- 0				
4- 2	0- 2	0- 0	HOME	0- 0	0- 0	4- 0				
3- 2	0- 0	0- 1	AWAY	0- 1	0- 0	3- 0				
2- 3	0- 1	0- 0	NEUTRAL	0- 1	0- 1	2- 0				
7- 7	0- 3	0- 1	NON-CONFERENCE	0- 2	0- 1	7- 0				
3- 2	0- 2	0- 0	HOME	0- 0	0- 0	3- 0				
2- 2	0- 0	0- 1	AWAY	0- 1	0- 0	2- 0				
2- 3	0- 1	0- 0	NEUTRAL	0- 1	0- 1	2- 0				
2- 0	0- 0	0- 0	CONFERENCE	0- 0	0- 0	2- 0				
1- 0	0- 0	0- 0	HOME	0- 0	0- 0	1- 0				
1- 0	0- 0	0- 0	AWAY	0- 0	0- 0	1- 0				
0- 0	0- 0	0- 0	NEUTRAL	0- 0	0- 0	0- 0				

RPI 1-25				RPI 26-50				RPI 51-100				RPI 101+ Team's RPI: 115			
RPI	S	Opponent	Score	RPI	S	Opponent	Score	RPI	S	Opponent	Score	RPI	S	Opponent	Score
1	H	UConn	37 75	32	A	Central Mich.	80 81	64	N	Wake Forest	59 78	134	N	Auburn	74 76
4	H	South Carolina	49 75					65	A	Buffalo	59 67	162	H	George Mason	59 55
8	N	Gonzaga	65 76									174	A	Toledo	60 42
												197	A	Northeastern	71 60
												204	A	La Salle	98 58
												233	N	East Carolina	94 68
												244	H	Lipscomb	82 60
												262	N	Maine	78 49
												277	H	Morehead St.	58 41
												338	H	Coppin St.	78 48
LAST 10 Division I															
204	A	La Salle	98 58	162	H	George Mason	59 55								
338	H	Coppin St.	78 48	277	H	Morehead St.	58 41								
233	N	East Carolina	94 68	262	N	Maine	78 49								
64	N	Wake Forest	59 78	134	N	Auburn	74 76								
65	A	Buffalo	59 67	8	N	Gonzaga	65 76								

Non-Div I Games:

Dayton

Average RPI Win:	120	WON-LOST	WINNING	LAST 10	STRENGTH OF	OPP. STRENGTH	TEAM	ADJ.	CONF.	ADJ CONF.
Average RPI Loss:	4	RECORD	PCT. RANK	GAMES	SCHEDULE	OF SCHEDULE	RPI	RPI	RPI	RPI
DIV. I ONLY	13- 2	22	9-1	17	8	10	10	6	6	
DIV. I NON-CONF.	10- 2	31	6-1	34	9	14	14	6	6	
TOTALS	RPI 1-25	RPI 26-50	W-L RECORDS	RPI 51-100	RPI 101-150	RPI 150+				
13- 2	2- 2	2- 0	OVERALL	2- 0	2- 0	5- 0				
7- 1	0- 1	2- 0	HOME	1- 0	0- 0	4- 0				
6- 1	2- 1	0- 0	AWAY	1- 0	2- 0	1- 0				
0- 0	0- 0	0- 0	NEUTRAL	0- 0	0- 0	0- 0				
10- 2	1- 2	1- 0	NON-CONFERENCE	2- 0	1- 0	5- 0				
6- 1	0- 1	1- 0	HOME	1- 0	0- 0	4- 0				
4- 1	1- 1	0- 0	AWAY	1- 0	1- 0	1- 0				
0- 0	0- 0	0- 0	NEUTRAL	0- 0	0- 0	0- 0				
3- 0	1- 0	1- 0	CONFERENCE	0- 0	1- 0	0- 0				
1- 0	0- 0	1- 0	HOME	0- 0	0- 0	0- 0				
2- 0	1- 0	0- 0	AWAY	0- 0	1- 0	0- 0				
0- 0	0- 0	0- 0	NEUTRAL	0- 0	0- 0	0- 0				

RPI	S	Opponent	Score	RPI	S	Opponent	Score	RPI	S	Opponent	Score	RPI	S	Opponent	Score
1	H	UConn	74 84	31	H	Miami (FL)	89 83	69	H	Drexel	81 57	111	A	Providence	80 67
6	A	Oregon St.	77 98	35	H	Marquette	89 71	97	A	Loyola Chicago	83 76	123	A	Notre Dame	105 94
14	A	Creighton	74 71									155	A	Green Bay	76 65
20	A	Northwestern	70 68									171	H	Miami (OH)	98 79
												219	H	Arkansas St.	109 64
												235	H	Milwaukee	94 65
												276	H	Alabama St.	105 76
LAST 10 Division I															
111	A	Providence	80 67	14	A	Creighton	74 71								
35	H	Marquette	89 71	123	A	Notre Dame	105 94								
97	A	Loyola Chicago	83 76	155	A	Green Bay	76 65								
1	H	UConn	74 84	20	A	Northwestern	70 68								
276	H	Alabama St.	105 76	235	H	Milwaukee	94 65								

Non-Div I Games:

DePaul

Delaware

Through Games Of Jan. 9: 2020

Average RPI Win:	157	WON-LOST	WINNING	LAST 10	STRENGTH OF	OPP. STRENGTH	TEAM	ADJ.	CONF.	ADJ CONF.
Average RPI Loss:	161	RECORD	PCT. RANK	GAMES	SCHEDULE	OF SCHEDULE	RPI	RPI	RPI	RPI
DIV. I ONLY	4- 9	259	4-6	156	148	214	214	14	14	
DIV. I NON-CONF.	4- 7	225	4-4	133	97	178	178	13	13	
TOTALS	RPI 1-25	RPI 26-50	W-L RECORDS	RPI 51-100	RPI 101-150	RPI 150+				
4- 9	0- 0	0- 2	OVERALL	0- 1	1- 1	3- 5				
1- 3	0- 0	0- 0	HOME	0- 0	0- 1	1- 2				
2- 6	0- 0	0- 2	AWAY	0- 1	0- 0	2- 3				
1- 0	0- 0	0- 0	NEUTRAL	0- 0	1- 0	0- 0				
4- 7	0- 0	0- 2	NON-CONFERENCE	0- 1	1- 1	3- 3				
1- 3	0- 0	0- 0	HOME	0- 0	0- 1	1- 2				
2- 4	0- 0	0- 2	AWAY	0- 1	0- 0	2- 1				
1- 0	0- 0	0- 0	NEUTRAL	0- 0	1- 0	0- 0				
0- 2	0- 0	0- 0	CONFERENCE	0- 0	0- 0	0- 2				
0- 0	0- 0	0- 0	HOME	0- 0	0- 0	0- 0				
0- 2	0- 0	0- 0	AWAY	0- 0	0- 0	0- 2				
0- 0	0- 0	0- 0	NEUTRAL	0- 0	0- 0	0- 0				

RPI S	Opponent	Score	RPI S	Opponent	Score	RPI S	Opponent	Score	RPI S	Opponent	Score	Team's RPI: 214
29	A Maryland	55 99	45	A Charlotte	57 61	55	A UCF	49 75	112	N Santa Clara	81 80	
									120	H George Washington	49 63	
									151	A Robert Morris	73 62	
									162	H George Mason	63 44	
									203	A Cal St. Fullerton	72 55	
									207	A Gardner-Webb	65 67	
									229	H Delaware St.	64 67	
									230	A Col. of Charleston	73 84	
									262	H Maine	56 69	
									274	A UNCW	65 71	
LAST 10 Division I												
274	A UNCW	65 71	230	A Col. of Charleston	73 84							
162	H George Mason	63 44	120	H George Washington	49 63							
45	A Charlotte	57 61	112	N Santa Clara	81 80							
207	A Gardner-Webb	65 67	203	A Cal St. Fullerton	72 55							
151	A Robert Morris	73 62	55	A UCF	49 75							

Non-Div I Games:

Delaware

Loss, Non-Conf, S Site, H Home A Away N Neutral

Average RPI Win:	283	WON-LOST	WINNING	LAST 10	STRENGTH OF	OPP. STRENGTH	TEAM	ADJ.	CONF.	ADJ CONF.
Average RPI Loss:	130	RECORD	PCT. RANK	GAMES	SCHEDULE	OF SCHEDULE	RPI	RPI	RPI	RPI
DIV. I ONLY	3- 9	288	2-8	28	346	229	229	30	30	
DIV. I NON-CONF.	2- 9	304	1-8	15	345	225	225	30	30	
TOTALS	RPI 1-25	RPI 26-50	W-L RECORDS	RPI 51-100	RPI 101-150	RPI 150+				
3- 9	0- 0	0- 1	OVERALL	0- 2	0- 4	3- 2				
2- 6	0- 0	0- 0	HOME	0- 1	0- 4	2- 1				
1- 3	0- 0	0- 1	AWAY	0- 1	0- 0	1- 1				
0- 0	0- 0	0- 0	NEUTRAL	0- 0	0- 0	0- 0				
2- 9	0- 0	0- 1	NON-CONFERENCE	0- 2	0- 4	2- 2				
1- 6	0- 0	0- 0	HOME	0- 1	0- 4	1- 1				
1- 3	0- 0	0- 1	AWAY	0- 1	0- 0	1- 1				
0- 0	0- 0	0- 0	NEUTRAL	0- 0	0- 0	0- 0				
1- 0	0- 0	0- 0	CONFERENCE	0- 0	0- 0	1- 0				
1- 0	0- 0	0- 0	HOME	0- 0	0- 0	1- 0				
0- 0	0- 0	0- 0	AWAY	0- 0	0- 0	0- 0				
0- 0	0- 0	0- 0	NEUTRAL	0- 0	0- 0	0- 0				

RPI S	Opponent	Score	RPI S	Opponent	Score	RPI S	Opponent	Score	RPI S	Opponent	Score	Team's RPI: 229
27	A James Madison	64 83	83	A Boston College	69 109	90	H Lehigh	38 68	119	H Rider	69 71	
									124	H William & Mary	52 73	
									144	H Cornell	51 77	
									147	H Binghamton	66 75	
									178	H Cleveland St.	49 57	
									214	A Delaware	67 64	
									257	A Longwood	62 78	
									303	H Morgan St.	69 61	
									331	H Saint Peter's	89 66	
LAST 10 Division I												
119	H Rider	69 71	303	H Morgan St.	69 61							
83	A Boston College	69 109	178	H Cleveland St.	49 57							
27	A James Madison	64 83	124	H William & Mary	52 73							
257	A Longwood	62 78	144	H Cornell	51 77							
331	H Saint Peter's	89 66	147	H Binghamton	66 75							

Non-Div I Games: Post 67 41 Georgian Court 69 48

Delaware St.

Denver

Average RPI Win: **236**
Average RPI Loss: **160**

WON-LOST
RECORD

WINNING
PCT. RANK

LAST 10
GAMES

STRENGTH OF
SCHEDULE

OPP. STRENGTH
OF SCHEDULE

TEAM
RPI

ADJ.
RPI

CONF.
RPI

ADJ CONF.
RPI

DIV. I ONLY	6- 10	234	3-7	210	254	288	288	19	19
DIV. I NON-CONF.	5- 7	205	2-4	256	256	295	295	19	19

TOTALS	RPI 1-25	RPI 26-50	W-L RECORDS	RPI 51-100	RPI 101-150	RPI 150+
6- 10	0- 0	0- 2	OVERALL	0- 1	1- 2	5- 5
6- 4	0- 0	0- 0	HOME	0- 1	1- 1	5- 2
0- 4	0- 0	0- 2	AWAY	0- 0	0- 0	0- 2
0- 2	0- 0	0- 0	NEUTRAL	0- 0	0- 1	0- 1
5- 7	0- 0	0- 1	NON-CONFERENCE	0- 0	1- 1	4- 5
5- 2	0- 0	0- 0	HOME	0- 0	1- 0	4- 2
0- 3	0- 0	0- 1	AWAY	0- 0	0- 0	0- 2
0- 2	0- 0	0- 0	NEUTRAL	0- 0	0- 1	0- 1
1- 3	0- 0	0- 1	CONFERENCE	0- 1	0- 1	1- 0
1- 2	0- 0	0- 0	HOME	0- 1	0- 1	1- 0
0- 1	0- 0	0- 1	AWAY	0- 0	0- 0	0- 0
0- 0	0- 0	0- 0	NEUTRAL	0- 0	0- 0	0- 0

RPI 1-25				RPI 26-50				RPI 51-100				RPI 101+				Team's RPI: 288	
RPI	S	Opponent	Score	RPI	S	Opponent	Score	RPI	S	Opponent	Score	RPI	S	Opponent	Score		
				34	A	Colorado	70 96	94	H	South Dakota St.	79 86	127	N	Western Mich.	70 79		
				38	A	South Dakota	61 104					135	H	North Dakota	82 90		
												145	H	Southern Utah	81 73		
												173	H	Northern Colo.	74 55		
												176	A	Lamar University	59 71		
												187	N	Akron	72 88		
												217	H	Wyoming	71 57		
												234	H	UC Irvine	83 75		
												243	A	UMKC	79 83		
												265	H	Alabama A&M	83 86		
												298	H	New Mexico St.	75 78		
												319	H	North Dakota St.	91 82		
												329	H	Cal Poly	96 66		
LAST 10 Division I																	
				38	A	South Dakota	61 104	94	H	South Dakota St.	79 86						
				135	H	North Dakota	82 90	145	H	Southern Utah	81 73						
				319	H	North Dakota St.	91 82	34	A	Colorado	70 96						
				127	N	Western Mich.	70 79	176	A	Lamar University	59 71						
				187	N	Akron	72 88	173	H	Northern Colo.	74 55						

Non-Div I Games: Colo. Christian 89 49

Denver

Loss, Non-Conf, S Site, H Home A Away N Neutral

Average RPI Win:	330	WON-LOST	WINNING	LAST 10	STRENGTH OF	OPP. STRENGTH	TEAM	ADJ.	CONF.	ADJ CONF.
Average RPI Loss:	167	RECORD	PCT. RANK	GAMES	SCHEDULE	OF SCHEDULE	RPI	RPI	RPI	RPI
DIV. I ONLY	1- 14	343	1-9	211	243	326	326	17	17	
DIV. I NON-CONF.	0- 11	338	0-6	118	238	319	319	17	17	
TOTALS	RPI 1-25	RPI 26-50	W-L RECORDS	RPI 51-100	RPI 101-150	RPI 150+				
1- 14	0- 0	0- 0	OVERALL	0- 2	0- 2	1- 10				
0- 7	0- 0	0- 0	HOME	0- 1	0- 0	0- 6				
1- 5	0- 0	0- 0	AWAY	0- 1	0- 2	1- 2				
0- 2	0- 0	0- 0	NEUTRAL	0- 0	0- 0	0- 2				
0- 11	0- 0	0- 0	NON-CONFERENCE	0- 1	0- 2	0- 8				
0- 5	0- 0	0- 0	HOME	0- 1	0- 0	0- 4				
0- 4	0- 0	0- 0	AWAY	0- 0	0- 2	0- 2				
0- 2	0- 0	0- 0	NEUTRAL	0- 0	0- 0	0- 2				
1- 3	0- 0	0- 0	CONFERENCE	0- 1	0- 0	1- 2				
0- 2	0- 0	0- 0	HOME	0- 0	0- 0	0- 2				
1- 1	0- 0	0- 0	AWAY	0- 1	0- 0	1- 0				
0- 0	0- 0	0- 0	NEUTRAL	0- 0	0- 0	0- 0				

RPI S	Opponent	Score	RPI S	Opponent	Score	RPI S	Opponent	Score	RPI S	Opponent	Score
						70	A IUPUI	45 82	105	A Michigan St.	52 110
						97	H Loyola Chicago	60 89	127	A Western Mich.	67 82
									153	N Tennessee Tech	47 69
									162	A George Mason	62 75
									164	H Valparaiso	58 77
									165	A Butler	60 82
									174	H Toledo	64 82
									185	H Eastern Mich.	70 84
									187	H Akron	60 81
									228	N Sacred Heart	60 66
									235	H Milwaukee	48 63
									279	H Oakland	57 71
									330	A UIC	70 62
LAST 10 Division I											
70	A IUPUI	45 82	235	H Milwaukee	48 63						
330	A UIC	70 62	164	H Valparaiso	58 77						
279	H Oakland	57 71	153	N Tennessee Tech	47 69						
185	H Eastern Mich.	70 84	228	N Sacred Heart	60 66						
174	H Toledo	64 82	187	H Akron	60 81						

Non-Div I Games:

Detroit Mercy

Drake

Through Games Of Jan. 9: 2020

Average RPI Win:	130	WON-LOST	WINNING	LAST 10	STRENGTH OF	OPP. STRENGTH	TEAM	ADJ.	CONF.	ADJ CONF.
Average RPI Loss:	28	RECORD	PCT. RANK	GAMES	SCHEDULE	OF SCHEDULE	RPI	RPI	RPI	RPI
DIV. I ONLY	8- 4	85	6-4	24	4	28	28	7	7	
DIV. I NON-CONF.	7- 4	100	5-4	38	4	31	31	7	7	
TOTALS	RPI 1-25	RPI 26-50	W-L RECORDS	RPI 51-100	RPI 101-150	RPI 150+				
8- 4	1- 3	1- 2	OVERALL	2- 0	1- 0	3- 0				
5- 0	1- 0	1- 0	HOME	2- 0	0- 0	1- 0				
1- 3	0- 2	0- 2	AWAY	0- 0	0- 0	1- 0				
2- 1	0- 1	0- 0	NEUTRAL	0- 0	1- 0	1- 0				
7- 4	1- 2	0- 2	NON-CONFERENCE	2- 0	1- 0	3- 0				
4- 0	1- 0	0- 0	HOME	2- 0	0- 0	1- 0				
1- 3	0- 1	0- 2	AWAY	0- 0	0- 0	1- 0				
2- 1	0- 1	0- 0	NEUTRAL	0- 0	1- 0	1- 0				
1- 0	0- 0	1- 0	CONFERENCE	0- 0	0- 0	0- 0				
1- 0	0- 0	1- 0	HOME	0- 0	0- 0	0- 0				
0- 0	0- 0	0- 0	AWAY	0- 0	0- 0	0- 0				
0- 0	0- 0	0- 0	NEUTRAL	0- 0	0- 0	0- 0				

RPI 1-25				RPI 26-50				Team's RPI: 28				RPI 51-100				RPI 101+			
RPI	S	Opponent	Score	RPI	S	Opponent	Score	RPI	S	Opponent	Score	RPI	S	Opponent	Score	RPI	S	Opponent	Score
2	A	Missouri St.	67 69	38	A	South Dakota	94 102	82	H	Iowa St.	86 81	134	N	Auburn	83 82				
11	A	Iowa	67 79	41	A	Oklahoma	84 93	94	H	South Dakota St.	74 67	179	A	Northern Ill.	73 49				
14	H	Creighton	63 53	46	H	UNI	104 87					231	H	Western Ill.	94 75				
23	N	Purdue	47 67									262	N	Maine	94 62				
LAST 10 Division I																			
				46	H	UNI	104 87	2	A	Missouri St.	67 69								
				179	A	Northern Ill.	73 49	262	N	Maine	94 62								
				11	A	Iowa	67 79	23	N	Purdue	47 67								
				41	A	Oklahoma	84 93	231	H	Western Ill.	94 75								
				134	N	Auburn	83 82	14	H	Creighton	63 53								

Non-Div I Games: Waldorf 103 18

Drake

Loss, Non-Conf, S Site, H Home A Away N Neutral

Average RPI Win:	172	WON-LOST	WINNING	LAST 10	STRENGTH OF	OPP. STRENGTH	TEAM	ADJ.	CONF.	ADJ CONF.
Average RPI Loss:	96	RECORD	PCT. RANK	GAMES	SCHEDULE	OF SCHEDULE	RPI	RPI	RPI	RPI
DIV. I ONLY	8- 6	136	6-4	47	160	69	69	14	14	
DIV. I NON-CONF.	7- 5	130	4-3	35	126	66	66	13	13	
TOTALS	RPI 1-25	RPI 26-50	W-L RECORDS	RPI 51-100	RPI 101-150	RPI 150+				
8- 6	0- 1	0- 0	OVERALL	1- 3	3- 1	5- 1				
5- 1	0- 0	0- 0	HOME	1- 1	2- 0	3- 0				
3- 4	0- 1	0- 0	AWAY	0- 1	1- 1	2- 1				
0- 1	0- 0	0- 0	NEUTRAL	0- 1	0- 0	0- 0				
7- 5	0- 1	0- 0	NON-CONFERENCE	1- 3	3- 1	3- 0				
5- 1	0- 0	0- 0	HOME	1- 1	2- 0	2- 0				
2- 3	0- 1	0- 0	AWAY	0- 1	1- 1	1- 0				
0- 1	0- 0	0- 0	NEUTRAL	0- 1	0- 0	0- 0				
2- 1	0- 0	0- 0	CONFERENCE	0- 0	0- 0	2- 1				
1- 0	0- 0	0- 0	HOME	0- 0	0- 0	1- 0				
1- 1	0- 0	0- 0	AWAY	0- 0	0- 0	1- 1				
0- 0	0- 0	0- 0	NEUTRAL	0- 0	0- 0	0- 0				

RPI 1-25				RPI 26-50				RPI 51-100 Team's RPI: 69				RPI 101+			
RPI	S	Opponent	Score	RPI	S	Opponent	Score	RPI	S	Opponent	Score	RPI	S	Opponent	Score
10	A	DePaul	57 81					54	H	Villanova	54 52	104	A	Penn	49 53
								65	N	Buffalo	59 63	106	H	Davidson	74 63
								76	H	Pacific	51 58	110	H	Richmond	58 52
								89	A	Bucknell	49 60	133	A	Saint Joseph's	62 52
												197	H	Northeastern	50 41
												204	H	La Salle	69 31
												212	A	Quinnipiac	66 62
												230	A	Col. of Charleston	59 73
												262	H	Maine	70 57
												274	A	UNCW	73 72
LAST 10 Division I															
274	A	UNCW	73 72	197	H	Northeastern	50 41								
230	A	Col. of Charleston	59 73	89	A	Bucknell	49 60								
262	H	Maine	70 57	54	H	Villanova	54 52								
104	A	Penn	49 53	133	A	Saint Joseph's	62 52								
204	H	La Salle	69 31	65	N	Buffalo	59 63								

Non-Div I Games:

Drexel

■ Loss,
■ Non-Conf,
■ S Site,
■ H Home
■ A Away
N Neutral

Average RPI Win:	162	WON-LOST	WINNING	LAST 10	STRENGTH OF	OPP. STRENGTH	TEAM	ADJ.	CONF.	ADJ CONF.
Average RPI Loss:	29	RECORD	PCT. RANK	GAMES	SCHEDULE	OF SCHEDULE	RPI	RPI	RPI	RPI
DIV. I ONLY	7- 8	184	4-6	3	78	43	43	3	3	
DIV. I NON-CONF.	6- 5	151	3-3	2	204	23	23	2	2	
TOTALS	RPI 1-25	RPI 26-50	W-L RECORDS	RPI 51-100	RPI 101-150	RPI 150+				
7- 8	0- 4	0- 2	OVERALL	2- 2	2- 0	3- 0				
6- 2	0- 1	0- 0	HOME	2- 1	2- 0	2- 0				
1- 6	0- 3	0- 2	AWAY	0- 1	0- 0	1- 0				
0- 0	0- 0	0- 0	NEUTRAL	0- 0	0- 0	0- 0				
6- 5	0- 3	0- 1	NON-CONFERENCE	1- 1	2- 0	3- 0				
5- 1	0- 1	0- 0	HOME	1- 0	2- 0	2- 0				
1- 4	0- 2	0- 1	AWAY	0- 1	0- 0	1- 0				
0- 0	0- 0	0- 0	NEUTRAL	0- 0	0- 0	0- 0				
1- 3	0- 1	0- 1	CONFERENCE	1- 1	0- 0	0- 0				
1- 1	0- 0	0- 0	HOME	1- 1	0- 0	0- 0				
0- 2	0- 1	0- 1	AWAY	0- 0	0- 0	0- 0				
0- 0	0- 0	0- 0	NEUTRAL	0- 0	0- 0	0- 0				

RPI 1-25				RPI 26-50		Team's RPI: 43		RPI 51-100				RPI 101+			
RPI	S	Opponent	Score	RPI	S	Opponent	Score	RPI	S	Opponent	Score	RPI	S	Opponent	Score
3	A	Louisville	55 60									104	H	Penn	66 50
4	A	South Carolina	46 89									106	H	Davidson	82 52
18	A	Texas A&M	58 79									216	A	UNLV	57 45
20	H	Northwestern	42 63									281	H	Idaho St.	85 66
												284	H	High Point	93 57
LAST 10 Division I															

Non-Div I Games: South Carolina 46 89 Texas A&M 58 79 Nebraska 79 83 Troy 99 85 Duke

Loss, Non-Conf, S Site, H Home A Away N Neutral

Non-Div I Games	Duke	Boston College	Wake Forest	Duke
85	73	66	50	58
				60
				Davidson
				Duke
				52
				52

D
u
k
e

D
u
k
e

Non-Div I Games	at Louisville	Score	55	60	High Point	93	57	Virginia	63	66	FGCU	Duke	66	78
-----------------	---------------	-------	----	----	------------	----	----	----------	----	----	------	------	----	----

D
u
k
e

D
u
k
e

D
u
k
e

D
u
k
e

Page 76