

Average RPI Win:	307	WON-LOST	WINNING	LAST 10	STRENGTH OF	OPP. STRENGTH	TEAM	ADJ.	CONF.	ADJ CONF.
Average RPI Loss:	152	RECORD	PCT. RANK	GAMES	SCHEDULE	OF SCHEDULE	RPI	RPI	RPI	RPI
DIV. I ONLY	4- 6	222	6-4	333	251	292	292	25	25	
DIV. I NON-CONF.	2- 5	264	0- 0	302	219	313	313	22	22	
-----										
TOTALS	RPI 1-25	RPI 26-50	W-L RECORDS	RPI 51-100	RPI 101-150	RPI 150+				
4- 6	0- 0	0- 0	OVERALL	0- 1	0- 2	4- 3				
1- 3	0- 0	0- 0	HOME	0- 0	0- 1	1- 2				
2- 2	0- 0	0- 0	AWAY	0- 1	0- 1	2- 0				
1- 1	0- 0	0- 0	NEUTRAL	0- 0	0- 0	1- 1				
2- 5	0- 0	0- 0	NON-CONFERENCE	0- 0	0- 2	2- 3				
0- 3	0- 0	0- 0	HOME	0- 0	0- 1	0- 2				
1- 1	0- 0	0- 0	AWAY	0- 0	0- 1	1- 0				
1- 1	0- 0	0- 0	NEUTRAL	0- 0	0- 0	1- 1				
2- 1	0- 0	0- 0	CONFERENCE	0- 1	0- 0	2- 0				
1- 0	0- 0	0- 0	HOME	0- 0	0- 0	1- 0				
1- 1	0- 0	0- 0	AWAY	0- 1	0- 0	1- 0				
0- 0	0- 0	0- 0	NEUTRAL	0- 0	0- 0	0- 0				

RPI 1-25				RPI 26-50				RPI 51-100				RPI 101+ Team's RPI: 292					
RPI	S	Opponent	Score	RPI	S	Opponent	Score	RPI	S	Opponent	Score	RPI	S	Opponent	Score		
								67	A	Lamar University	58	76	125	H	Texas St.	53	60
													149	A	Texas Tech	61	78
													157	N	Prairie View	59	67
													160	H	New Mexico St.	65	67
													255	A	UTRGV	59	49
													255	H	UTRGV	57	70
													308	N	Louisiana	64	63
													331	A	Central Ark.	73	65
													334	H	Northwestern St.	79	55
LAST 12 Division I GAMES:																	
				334	H	Northwestern St.	79	55					308	N	Louisiana	64	63
				67	A	Lamar University	58	76					125	H	Texas St.	53	60
				331	A	Central Ark.	73	65					149	A	Texas Tech	61	78
				160	H	New Mexico St.	65	67					255	A	UTRGV	59	49
				255	H	UTRGV	57	70									
				157	N	Prairie View	59	67									



























Non-Div I Games: Schreiner 64 34 UNKNOWN 78 40 Tex. A&M Int'l 84 36 Texas Lutheran 73 49 A&M-Corpus Christi

Loss, Non-Conf, S Site, H Home A Away N Neutral



Average RPI Win:	254	WON-LOST	WINNING	LAST 10	STRENGTH OF	OPP. STRENGTH	TEAM	ADJ.	CONF.	ADJ CONF.
Average RPI Loss:	109	RECORD	PCT. RANK	GAMES	SCHEDULE	OF SCHEDULE	RPI	RPI	RPI	RPI

DIV. I ONLY	6- 4	116	6-4	282	169	158	158	25	25
DIV. I NON-CONF.	3- 4	199	0- 0	124	164	123	123	22	22
-----									
TOTALS	RPI 1-25	RPI 26-50	W-L RECORDS	RPI 51-100	RPI 101-150	RPI 150+			
6- 4	0- 0	0- 1	OVERALL	0- 1	0- 2	6- 0			
1- 1	0- 0	0- 1	HOME	0- 0	0- 0	1- 0			
4- 3	0- 0	0- 0	AWAY	0- 1	0- 2	4- 0			
1- 0	0- 0	0- 0	NEUTRAL	0- 0	0- 0	1- 0			
3- 4	0- 0	0- 1	NON-CONFERENCE	0- 1	0- 2	3- 0			
0- 1	0- 0	0- 1	HOME	0- 0	0- 0	0- 0			
2- 3	0- 0	0- 0	AWAY	0- 1	0- 2	2- 0			
1- 0	0- 0	0- 0	NEUTRAL	0- 0	0- 0	1- 0			
3- 0	0- 0	0- 0	CONFERENCE	0- 0	0- 0	3- 0			
1- 0	0- 0	0- 0	HOME	0- 0	0- 0	1- 0			
2- 0	0- 0	0- 0	AWAY	0- 0	0- 0	2- 0			
0- 0	0- 0	0- 0	NEUTRAL	0- 0	0- 0	0- 0			

RPI 1-25	RPI 26-50	RPI 51-100	RPI 101+	Team's RPI: 158
RPI S Opponent Score	RPI S Opponent Score	RPI S Opponent Score	RPI S Opponent Score	
	50  Arkansas 68  80	92  FGCU 65  81	144  Tulsa 63  75	
			149  Texas Tech 54  105	
			160  New Mexico St. 58 46	
			211  Sam Houston St. 91 79	
			257 N Texas Southern 81 39	
			276  New Orleans 59 52	
			279  UTEP 70 69	
			340  McNeese 109 52	
LAST 12 Division I GAMES:				
	276  New Orleans 59 52	340  McNeese 109 52		
	149  Texas Tech 54  105	211  Sam Houston St. 91 79		
	92  FGCU 65  81	257 N Texas Southern 81 39		
	50  Arkansas 68  80	160  New Mexico St. 58 46		
	144  Tulsa 63  75			
	279  UTEP 70 69			

Non-Div I Games: Eastern N.M. 78 46 Southwest (NM) 90 47 Howard Payne 98 43 Schreiner 90 43 Abilene Christian



Average RPI Loss: 117

DIV. I ONLY	4- 9	256	3-7	65	215	192	192	10	10
DIV. I NON-CONF.	3- 7	256	0- 0	68	262	196	196	10	10
TOTALS	RPI 1-25	RPI 26-50	W-L RECORDS	RPI 51-100	RPI 101-150	RPI 150+			
4- 9	0- 2	0- 1	OVERALL	1- 1	0- 0	3- 5			
3- 3	0- 0	0- 0	HOME	1- 0	0- 0	2- 3			
1- 6	0- 2	0- 1	AWAY	0- 1	0- 0	1- 2			
0- 0	0- 0	0- 0	NEUTRAL	0- 0	0- 0	0- 0			
3- 7	0- 2	0- 0	NON-CONFERENCE	1- 1	0- 0	2- 4			
2- 2	0- 0	0- 0	HOME	1- 0	0- 0	1- 2			
1- 5	0- 2	0- 0	AWAY	0- 1	0- 0	1- 2			
0- 0	0- 0	0- 0	NEUTRAL	0- 0	0- 0	0- 0			
1- 2	0- 0	0- 1	CONFERENCE	0- 0	0- 0	1- 1			
1- 1	0- 0	0- 0	HOME	0- 0	0- 0	1- 1			
0- 1	0- 0	0- 1	AWAY	0- 0	0- 0	0- 0			
0- 0	0- 0	0- 0	NEUTRAL	0- 0	0- 0	0- 0			

RPI 1-25					
RPI	S	Opponent	Score		
7	A	Oregon	36	82	
25	A	Northeastern	41	54	

RPI 26-50					
RPI	S	Opponent	Score		
44	A	New Mexico	57	78	

RPI 51-100					
RPI	S	Opponent	Score		
62	H	Northern Colo.	69	57	
73	A	Minnesota	50	67	

Team's RPI: 101+					
RPI	S	Opponent	Score		
154	H	Utah St.	44	48	
155	A	Denver	66	92	
165	A	Portland	60	79	
175	H	Colorado St.	63	48	
201	H	George Mason	71	78	
227	H	Navy	47	54	
305	A	Army West Point	71	60	
349	H	Fairleigh Dickinson	85	37	

LAST 12 Division I GAMES:					
165	A	Portland	60	79	
227	H	Navy	47	54	
73	A	Minnesota	50	67	
62	H	Northern Colo.	69	57	
25	A	Northeastern	41	54	
305	A	Army West Point	71	60	
175	H	Colorado St.	63	48	
154	H	Utah St.	44	48	
44	A	New Mexico	57	78	
7	A	Oregon	36	82	
349	H	Fairleigh Dickinson	85	37	
155	A	Denver	66	92	

Air Force



Average RPI Win: 284

Average RPI Loss: 47

WON-LOST  
RECORDWINNING  
PCT. RANKLAST 10  
GAMESSTRENGTH OF  
SCHEDULEOPP. STRENGTH  
OF SCHEDULETEAM  
RPIADJ.  
RPICONF.  
RPIADJ CONF.  
RPIDIV. I ONLY  
DIV. I NON-CONF.

9- 3

55

7-3

324

178

161

161

8

8

8- 2

51

0- 0

341

163

194

194

8

8

TOTALS

RPI 1-25

RPI 26-50

W-L RECORDS

RPI 51-100

RPI 101-150

RPI 150+

9- 3

0- 2

0- 0

OVERALL

0- 0

0- 1

9- 0

3- 1

0- 1

0- 0

HOME

0- 0

0- 0

3- 0

2- 2

0- 1

0- 0

AWAY

0- 0

0- 1

2- 0

4- 0

0- 0

0- 0

NEUTRAL

0- 0

0- 0

4- 0

8- 2

0- 1

0- 0

NON-CONFERENCE

0- 0

0- 1

8- 0

3- 1

0- 1

0- 0

HOME

0- 0

0- 0

3- 0

1- 1

0- 0

0- 0

AWAY

0- 0

0- 1

1- 0

4- 0

0- 0

0- 0

NEUTRAL

0- 0

0- 0

4- 0

1- 1

0- 1

0- 0

CONFERENCE

0- 0

0- 0

1- 0

0- 0

0- 0

0- 0

HOME

0- 0

0- 0

0- 0

1- 1

0- 1

0- 0

AWAY

0- 0

0- 0

1- 0

0- 0

0- 0

0- 0

NEUTRAL

0- 0

0- 0

0- 0

RPI 1-25

RPI 26-50

RPI 51-100

RPI 101+

Team's RPI: 161

RPI	S	Opponent	Score
17	H	Butler	47 63
20	A	Central Mich.	71 94

RPI	S	Opponent	Score
-----	---	----------	-------

RPI	S	Opponent	Score
-----	---	----------	-------

RPI	S	Opponent	Score
103	A	Youngstown St.	61 72
235	H	St. Bonaventure	67 58
248	N	Oakland	85 65
279	N	UTEP	64 57
281	N	Northern Ky.	77 60
283	A	N. C. A&T	49 36
288	A	Western Mich.	72 59
294	H	Eastern Ky.	63 54
318	H	Canisius	62 53
328	N	Jackson St.	74 57

LAST 12 Division I GAMES:

318	H	Canisius	62	53	288	A	Western Mich.	72	59
17	H	Butler	47	63	20	A	Central Mich.	71	94
235	H	St. Bonaventure	67	58	279	N	UTEP	64	57
294	H	Eastern Ky.	63	54	328	N	Jackson St.	74	57
103	A	Youngstown St.	61	72	248	N	Oakland	85	65
281	N	Northern Ky.	77	60	283	A	N. C. A&T	49	36

Non-Div I Games:

Malone

63 44

Akron

Loss, 
 Non-Conf, S Site, 
 H Home
A Away 
 N Neutral



Average RPI	Win: 189	WON-LOST RECORD	WINNING PCT. RANK	LAST 10 GAMES	STRENGTH OF SCHEDULE	OPP. STRENGTH OF SCHEDULE	TEAM RPI	ADJ. RPI	CONF. RPI	ADJ CONF. RPI
Average RPI	Loss: 95									
DIV. I ONLY		9- 6	116	5-5	80	141	109	109	6	6
DIV. I NON-CONF.		8- 5	120	0- 1	67	180	98	98	6	6
-----										
TOTALS	RPI 1-25		RPI 26-50	W-L RECORDS	RPI 51-100		RPI 101-150		RPI 150+	
9- 6	0- 0		0- 2	OVERALL	2- 1		2- 2		5- 1	
7- 1	0- 0		0- 0	HOME	2- 0		1- 1		4- 0	
1- 2	0- 0		0- 1	AWAY	0- 1		0- 0		1- 0	
1- 3	0- 0		0- 1	NEUTRAL	0- 0		1- 1		0- 1	
8- 5	0- 0		0- 1	NON-CONFERENCE	2- 1		2- 2		4- 1	
6- 1	0- 0		0- 0	HOME	2- 0		1- 1		3- 0	
1- 1	0- 0		0- 0	AWAY	0- 1		0- 0		1- 0	
1- 3	0- 0		0- 1	NEUTRAL	0- 0		1- 1		0- 1	
1- 1	0- 0		0- 1	CONFERENCE	0- 0		0- 0		1- 0	
1- 0	0- 0		0- 0	HOME	0- 0		0- 0		1- 0	
0- 1	0- 0		0- 1	AWAY	0- 0		0- 0		0- 0	
0- 0	0- 0		0- 0	NEUTRAL	0- 0		0- 0		0- 0	

RPI	S	Opponent	Score	RPI	S	Opponent	Score	RPI	S	Opponent	Score	RPI	S	Opponent	Score	Team's RPI: 109
26	N	Miami (FL)	74 101	56	A	Utah	62 72	123	H	South Alabama	67 72	128	H	Grambling	73 55	
34	A	South Carolina	59 62	72	H	Tulane	69 58	140	N	Virginia	64 52	144	N	Tulsa	73 80	
				97	H	Clemson	76 56	189	N	Louisiana Tech	62 79	219	H	Stetson	59 47	
								226	H	Florida	74 67	239	H	Southeastern La.	88 40	
								246	A	SMU	62 61	334	H	Northwestern St.	87 73	
-----																
LAST 12 Division I GAMES:																
140	N	Virginia	64 52	189	N	Louisiana Tech	62 79	34	A	South Carolina	59 62	226	H	Florida	74 67	
334	H	Northwestern St.	87 73	26	N	Miami (FL)	74 101	128	H	Grambling	73 55	97	H	Clemson	76 56	
72	H	Tulane	69 58													
123	H	South Alabama	67 72													
144	N	Tulsa	73 80													
219	H	Stetson	59 47													

Non-Div I Games:

Alabama



Average RPI	Win:	274	WON-LOST	WINNING	LAST 10	STRENGTH OF	OPP. STRENGTH	TEAM	ADJ.	CONF.	ADJ CONF.
Average RPI	Loss:	188	RECORD	PCT. RANK	GAMES	SCHEDULE	OF SCHEDULE	RPI	RPI	RPI	RPI
DIV. I ONLY		6- 7		188	5-5	301	322	261	261	28	28
DIV. I NON-CONF.		5- 6		177	0- 0	269	332	241	241	25	25
-----											
TOTALS	RPI 1-25		RPI 26-50		W-L RECORDS	RPI 51-100		RPI 101-150		RPI 150+	
6- 7	0- 0		0- 0		OVERALL	0- 1		0- 3		6- 3	
3- 3	0- 0		0- 0		HOME	0- 0		0- 1		3- 2	
2- 4	0- 0		0- 0		AWAY	0- 1		0- 2		2- 1	
1- 0	0- 0		0- 0		NEUTRAL	0- 0		0- 0		1- 0	
5- 6	0- 0		0- 0		NON-CONFERENCE	0- 1		0- 2		5- 3	
2- 2	0- 0		0- 0		HOME	0- 0		0- 0		2- 2	
2- 4	0- 0		0- 0		AWAY	0- 1		0- 2		2- 1	
1- 0	0- 0		0- 0		NEUTRAL	0- 0		0- 0		1- 0	
1- 1	0- 0		0- 0		CONFERENCE	0- 0		0- 1		1- 0	
1- 1	0- 0		0- 0		HOME	0- 0		0- 1		1- 0	
0- 0	0- 0		0- 0		AWAY	0- 0		0- 0		0- 0	
0- 0	0- 0		0- 0		NEUTRAL	0- 0		0- 0		0- 0	

RPI 1-25				RPI 26-50				RPI 51-100				RPI 101+ Team' s RPI : 261			
RPI	S	Opponent	Score	RPI	S	Opponent	Score	RPI	S	Opponent	Score	RPI	S	Opponent	Score
								60	A	Kansas	54 65	128	H	Grambl ing	51 63
												141	A	Illi noi s	60 88
												145	A	UAB	47 82
												187	H	Jacksonville St.	48 55
												236	N	Jacksonville	65 60
												239	H	Southeastern La.	51 48
												268	A	Murray St.	59 53
												278	A	North Flori da	63 62
												295	H	Tennessee St.	67 57
												324	H	Lip scomb	58 62
												328	H	Jackson St.	58 55
												330	A	Austin Peay	58 75
LAST 12 Di vi si on I GAMES:															
239	H	Southeastern La.	51 48	128	H	Grambl ing	51 63								
187	H	Jacksonville St.	48 55	328	H	Jackson St.	58 55								
330	A	Austin Peay	58 75	236	N	Jacksonville	65 60								
268	A	Murray St.	59 53	278	A	North Flori da	63 62								
145	A	UAB	47 82	324	H	Lip scomb	58 62								
60	A	Kansas	54 65	295	H	Tennessee St.	67 57								

Non-Div I Games:

Alabama A&amp;M

Loss, 
Non-Conf, S Site, H Home
A Away 
N Neutral



Average RPI Win:	328	WON-LOST	WINNING	LAST 10	STRENGTH OF	OPP. STRENGTH	TEAM	ADJ.	CONF.	ADJ CONF.
Average RPI Loss:	108	RECORD	PCT. RANK	GAMES	SCHEDULE	OF SCHEDULE	RPI	RPI	RPI	RPI
DIV. I ONLY	1- 11	332	2-8	12	299	222	222	28	28	
DIV. I NON-CONF.	0- 10	336	0- 0	3	311	200	200	25	25	
-----										
TOTALS	RPI 1-25	RPI 26-50	W-L RECORDS	RPI 51-100	RPI 101-150	RPI 150+				
1- 11	0- 0	0- 4	OVERALL	0- 0	0- 4	1- 3				
1- 4	0- 0	0- 1	HOME	0- 0	0- 2	1- 1				
0- 7	0- 0	0- 3	AWAY	0- 0	0- 2	0- 2				
0- 0	0- 0	0- 0	NEUTRAL	0- 0	0- 0	0- 0				
0- 10	0- 0	0- 4	NON-CONFERENCE	0- 0	0- 3	0- 3				
0- 3	0- 0	0- 1	HOME	0- 0	0- 1	0- 1				
0- 7	0- 0	0- 3	AWAY	0- 0	0- 2	0- 2				
0- 0	0- 0	0- 0	NEUTRAL	0- 0	0- 0	0- 0				
1- 1	0- 0	0- 0	CONFERENCE	0- 0	0- 1	1- 0				
1- 1	0- 0	0- 0	HOME	0- 0	0- 1	1- 0				
0- 0	0- 0	0- 0	AWAY	0- 0	0- 0	0- 0				
0- 0	0- 0	0- 0	NEUTRAL	0- 0	0- 0	0- 0				

RPI 1-25				RPI 26-50				RPI 51-100				RPI 101+ Team's RPI: 222			
RPI	S	Opponent	Score	RPI	S	Opponent	Score	RPI	S	Opponent	Score	RPI	S	Opponent	Score
				27	A	Kentucky	35 87					106	A	Troy	46 116
				34	H	South Carolina	38 94					123	A	South Alabama	65 77
				46	A	Auburn	50 83					128	H	Grambling	72 80
				47	A	Georgia Tech	42 69					145	H	UAB	47 62
												152	A	Xavier	58 87
												167	A	North Ala.	42 68
												208	H	Samford	51 60
												328	H	Jackson St.	74 67
LAST 12 Division I GAMES:															
				145	H	UAB	47 62	328	H	Jackson St.	74 67				
				123	A	South Alabama	65 77	128	H	Grambling	72 80				
				47	A	Georgia Tech	42 69	46	A	Auburn	50 83				
				106	A	Troy	46 116	152	A	Xavier	58 87				
				167	A	North Ala.	42 68	34	H	South Carolina	38 94				
				208	H	Samford	51 60	27	A	Kentucky	35 87				

Non-Div I Games: Mobile 69 63

Alabama St.

■ Loss, 
 ■ Non-Conf, S Site, 
 ■ Home 
 ■ Away 
 N Neutral



Average RPI Win:	283	WON-LOST	WINNING	LAST 10	STRENGTH OF	OPP. STRENGTH	TEAM	ADJ.	CONF.	ADJ CONF.
Average RPI Loss:	202	RECORD	PCT. RANK	GAMES	SCHEDULE	OF SCHEDULE	RPI	RPI	RPI	RPI
DIV. I ONLY	4- 11	278	3-7	271	321	301	301	23	23	
DIV. I NON-CONF.	3- 10	278	0- 0	235	322	292	292	24	24	
-----										
TOTALS	RPI 1-25	RPI 26-50	W-L RECORDS	RPI 51-100	RPI 101-150	RPI 150+				
4- 11	0- 1	0- 0	OVERALL	0- 2	0- 1	4- 7				
2- 4	0- 0	0- 0	HOME	0- 1	0- 0	2- 3				
2- 7	0- 1	0- 0	AWAY	0- 1	0- 1	2- 4				
0- 0	0- 0	0- 0	NEUTRAL	0- 0	0- 0	0- 0				
3- 10	0- 1	0- 0	NON-CONFERENCE	0- 2	0- 1	3- 6				
1- 4	0- 0	0- 0	HOME	0- 1	0- 0	1- 3				
2- 6	0- 1	0- 0	AWAY	0- 1	0- 1	2- 3				
0- 0	0- 0	0- 0	NEUTRAL	0- 0	0- 0	0- 0				
1- 1	0- 0	0- 0	CONFERENCE	0- 0	0- 0	1- 1				
1- 0	0- 0	0- 0	HOME	0- 0	0- 0	1- 0				
0- 1	0- 0	0- 0	AWAY	0- 0	0- 0	0- 1				
0- 0	0- 0	0- 0	NEUTRAL	0- 0	0- 0	0- 0				

RPI 1-25				RPI 26-50				RPI 51-100				RPI 101+ Team's RPI: 301			
RPI	S	Opponent	Score	RPI	S	Opponent	Score	RPI	S	Opponent	Score	RPI	S	Opponent	Score
19	A	Rutgers	39 65					74	A	Purdue	41 53	147	A	South Fla.	37 74
								96	H	Marist	56 74	200	A	Cornell	34 48
												216	A	Monmouth	56 64
												230	H	Holy Cross	50 56
												251	H	Binghamton	61 56
												264	A	Columbia	62 58
												272	A	St. Francis Brooklyn	67 60
												277	H	Central Conn. St.	53 60
												313	A	Vermont	39 52
												318	H	Canisius	42 48
												327	A	Lafayette	66 67
												343	H	Manhattan	60 54
LAST 12 Division I GAMES:															
272	A	St. Francis Brooklyn	67 60	313	A	Vermont	39 52								
96	H	Marist	56 74	251	H	Binghamton	61 56								
277	H	Central Conn. St.	53 60	264	A	Columbia	62 58								
327	A	Lafayette	66 67	74	A	Purdue	41 53								
318	H	Canisius	42 48	216	A	Monmouth	56 64								
230	H	Holy Cross	50 56	19	A	Rutgers	39 65								

Non-Div I Games:

Albany (NY)

Loss, 
Non-Conf, S Site, H Home A Away N Neutral



# A l c o r n

A  
l  
c  
o  
r  
n

■ Loss, ■ Non-Conf, S Site, H Home A Away N Neutral



Average RPI Win: 234		WON-LOST	WINNING	LAST 10	STRENGTH OF		OPP. STRENGTH	TEAM	ADJ.	CONF.	ADJ CONF.
Average RPI Loss: 98		RECORD	PCT. RANK	GAMES	SCHEDULE		OF SCHEDULE	RPI	RPI	RPI	RPI
DIV. I ONLY		6- 8	202	3-7	83		196	151	151	22	22
DIV. I NON-CONF.		4- 7	228	0- 0	81		154	188	188	23	23
-----											
TOTALS		RPI 1-25		RPI 26-50	W-L RECORDS		RPI 51-100	RPI 101-150		RPI 150+	
6- 8	0- 1			0- 0	OVERALL		0- 4	1- 1		5- 2	
4- 1	0- 0			0- 0	HOME		0- 1	1- 0		3- 0	
2- 5	0- 0			0- 0	AWAY		0- 2	0- 1		2- 2	
0- 2	0- 1			0- 0	NEUTRAL		0- 1	0- 0		0- 0	
4- 7	0- 1			0- 0	NON-CONFERENCE		0- 3	1- 1		3- 2	
3- 1	0- 0			0- 0	HOME		0- 1	1- 0		2- 0	
1- 4	0- 0			0- 0	AWAY		0- 1	0- 1		1- 2	
0- 2	0- 1			0- 0	NEUTRAL		0- 1	0- 0		0- 0	
2- 1	0- 0			0- 0	CONFERENCE		0- 1	0- 0		2- 0	
1- 0	0- 0			0- 0	HOME		0- 0	0- 0		1- 0	
1- 1	0- 0			0- 0	AWAY		0- 1	0- 0		1- 0	
0- 0	0- 0			0- 0	NEUTRAL		0- 0	0- 0		0- 0	

RPI 1-25				RPI 26-50				RPI 51-100				RPI 101+ Team's RPI: 151			
RPI	S	Opponent	Score	RPI	S	Opponent	Score	RPI	S	Opponent	Score	RPI	S	Opponent	Score
3	N	Stanford	49 71					59	H	Ohio	67 77	140	A	Virginia	54 57
								68	A	Bucknell	56 71	144	H	Tulsa	68 52
								84	A	Penn St.	59 80	155	A	Denver	54 83
								92	N	FGCU	71 90	183	A	High Point	61 66
												201	H	George Mason	86 71
												227	A	Navy	58 45
												262	H	Colgate	76 57
												284	A	Hawaii	69 57
												287	H	UMBC	64 42
LAST 12 Division I GAMES:															
84	A	Penn St.	59 80	227	A	Navy	58 45								
140	A	Virginia	54 57	262	H	Colgate	76 57								
287	H	UMBC	64 42	68	A	Bucknell	56 71								
92	N	FGCU	71 90	59	H	Ohio	67 77								
3	N	Stanford	49 71	183	A	High Point	61 66								
284	A	Hawaii	69 57	155	A	Denver	54 83								

Non-Div I Games:

American

Loss, 
Non-Conf, 
S Site, 
H Home
A Away 
N Neutral



Average RPI Win:	231	WON-LOST	WINNING	LAST 10	STRENGTH OF	OPP. STRENGTH	TEAM	ADJ.	CONF.	ADJ CONF.
Average RPI Loss:	116	RECORD	PCT. RANK	GAMES	SCHEDULE	OF SCHEDULE	RPI	RPI	RPI	RPI
DIV. I ONLY	7- 6	149	6-4	77	308	131	131	15	15	
DIV. I NON-CONF.	6- 5	143	0- 0	158	256	142	142	17	17	
-----										
TOTALS	RPI 1-25	RPI 26-50	W-L RECORDS	RPI 51-100	RPI 101-150	RPI 150+				
7- 6	0- 0	0- 2	OVERALL	0- 1	1- 2	6- 1				
6- 1	0- 0	0- 0	HOME	0- 0	1- 1	5- 0				
1- 5	0- 0	0- 2	AWAY	0- 1	0- 1	1- 1				
0- 0	0- 0	0- 0	NEUTRAL	0- 0	0- 0	0- 0				
6- 5	0- 0	0- 2	NON-CONFERENCE	0- 1	0- 1	6- 1				
5- 0	0- 0	0- 0	HOME	0- 0	0- 0	5- 0				
1- 5	0- 0	0- 2	AWAY	0- 1	0- 1	1- 1				
0- 0	0- 0	0- 0	NEUTRAL	0- 0	0- 0	0- 0				
1- 1	0- 0	0- 0	CONFERENCE	0- 0	1- 1	0- 0				
1- 1	0- 0	0- 0	HOME	0- 0	1- 1	0- 0				
0- 0	0- 0	0- 0	AWAY	0- 0	0- 0	0- 0				
0- 0	0- 0	0- 0	NEUTRAL	0- 0	0- 0	0- 0				

RPI	S	Opponent	Score	RPI	S	Opponent	Score	RPI	S	Opponent	Score	RPI	S	Opponent	Score	Team's RPI: 131
34	A	South Carolina	50 80	97	A	Clemson	48 87	106	H	Troy	72 83	123	H	South Alabama	71 63	
47	A	Georgia Tech	53 71					145	A	UAB	61 80	159	A	Davidson	81 78	
								172	H	Elon	65 62	250	H	Wofford	94 70	
								259	H	Marshall	74 52	265	A	ETSU	64 95	
								317	H	UNC Greensboro	68 65	335	H	Col. of Charleston	80 66	
-----																
LAST 12 Division I GAMES:																
335	H	Col. of Charleston	80 66	106	H	Troy	72 83	123	H	South Alabama	71 63	97	A	Clemson	48 87	
265	A	ETSU	64 95	250	H	Wofford	94 70	34	A	South Carolina	50 80	47	A	Georgia Tech	53 71	
259	H	Marshall	74 52	317	H	UNC Greensboro	68 65									
172	H	Elon	65 62													
159	A	Davidson	81 78													

Non-Div I Games:

Appalachian St.



Average RPI Win:	193	WON-LOST	WINNING	LAST 10	STRENGTH OF	OPP. STRENGTH	TEAM	ADJ.	CONF.	ADJ CONF.
Average RPI Loss:	76	RECORD	PCT. RANK	GAMES	SCHEDULE	OF SCHEDULE	RPI	RPI	RPI	RPI
DIV. I ONLY	12- 2	25	9-1	191	94	58	58	2	2	
DIV. I NON-CONF.	10- 1	19	0- 0	323	129	118	118	2	2	
-----										
TOTALS	RPI 1-25	RPI 26-50	W-L RECORDS	RPI 51-100	RPI 101-150	RPI 150+				
12- 2	1- 0	0- 0	OVERALL	2- 2	1- 0	8- 0				
7- 1	1- 0	0- 0	HOME	1- 1	1- 0	4- 0				
3- 1	0- 0	0- 0	AWAY	1- 1	0- 0	2- 0				
2- 0	0- 0	0- 0	NEUTRAL	0- 0	0- 0	2- 0				
10- 1	0- 0	0- 0	NON-CONFERENCE	1- 1	1- 0	8- 0				
6- 1	0- 0	0- 0	HOME	1- 1	1- 0	4- 0				
2- 0	0- 0	0- 0	AWAY	0- 0	0- 0	2- 0				
2- 0	0- 0	0- 0	NEUTRAL	0- 0	0- 0	2- 0				
2- 1	1- 0	0- 0	CONFERENCE	1- 1	0- 0	0- 0				
1- 0	1- 0	0- 0	HOME	0- 0	0- 0	0- 0				
1- 1	0- 0	0- 0	AWAY	1- 1	0- 0	0- 0				
0- 0	0- 0	0- 0	NEUTRAL	0- 0	0- 0	0- 0				

RPI S Opponent	Score	RPI S Opponent	Score	RPI S Opponent	Score	RPI S Opponent	Score
14 H Arizona St.	51 39			56 A Utah	64 80	104 H Idaho St.	71 46
				75 H Montana	100 51	165 N Portland	92 70
				89 A Colorado	69 67	202 A San Diego St.	69 60
				95 H Loyola Marymount	64 66	205 H Northern Ariz.	71 47
						238 A Long Beach St.	70 43
						279 H UTEP	62 40
						298 H Incarnate Word	84 42
						307 H South Carolina St.	73 32
						338 N Seattle U	84 54
-----							
LAST 12 Division I GAMES:							
238 A Long Beach St.	70 43	56 A Utah	64 80	89 A Colorado	69 67	14 H Arizona St.	51 39
75 H Montana	100 51	205 H Northern Ariz.	71 47	279 H UTEP	62 40	202 A San Diego St.	69 60
202 A San Diego St.	69 60	338 N Seattle U	84 54			298 H Incarnate Word	84 42
298 H Incarnate Word	84 42					307 H South Carolina St.	73 32
307 H South Carolina St.	73 32					165 N Portland	92 70
165 N Portland	92 70						

Non-Div I Games:

Ari zona



Average RPI Win:	137	WON-LOST	WINNING	LAST 10	STRENGTH OF	OPP. STRENGTH	TEAM	ADJ.	CONF.	ADJ CONF.
Average RPI Loss:	23	RECORD	PCT. RANK	GAMES	SCHEDULE	OF SCHEDULE	RPI	RPI	RPI	RPI
DIV. I ONLY	11- 3	45	9-1	10	51	14	14	2	2	
DIV. I NON-CONF.	9- 2	43	1- 0	41	29	17	17	2	2	
TOTALS	RPI 1-25	RPI 26-50	W-L RECORDS	RPI 51-100	RPI 101-150	RPI 150+				
11- 3	0- 2	2- 0	OVERALL	2- 1	2- 0	5- 0				
5- 1	0- 1	0- 0	HOME	0- 0	2- 0	3- 0				
4- 1	0- 0	1- 0	AWAY	2- 1	0- 0	1- 0				
2- 1	0- 1	1- 0	NEUTRAL	0- 0	0- 0	1- 0				
9- 2	0- 2	2- 0	NON-CONFERENCE	0- 0	2- 0	5- 0				
5- 1	0- 1	0- 0	HOME	0- 0	2- 0	3- 0				
2- 0	0- 0	1- 0	AWAY	0- 0	0- 0	1- 0				
2- 1	0- 1	1- 0	NEUTRAL	0- 0	0- 0	1- 0				
2- 1	0- 0	0- 0	CONFERENCE	2- 1	0- 0	0- 0				
0- 0	0- 0	0- 0	HOME	0- 0	0- 0	0- 0				
2- 1	0- 0	0- 0	AWAY	2- 1	0- 0	0- 0				
0- 0	0- 0	0- 0	NEUTRAL	0- 0	0- 0	0- 0				

RPI	S	Opponent	Score	RPI	S	Opponent	Score	RPI	S	Opponent	Score	RPI	S	Opponent	Score
4	H	Baylor	59 65	49	N	Kansas St.	65 51	56	A	Utah	65 63	110	H	Fresno St.	68 52
8	N	Louisville	56 58	50	A	Arkansas	88 85	58	A	Ari zona	39 51	144	H	Tul sa	70 52
								89	A	Col orado	76 70	153	N	Southern Ill.	82 38
												175	A	Col orado St.	70 39
												189	H	Loui si ana Tech	80 44
												191	H	Southern U.	69 47
												298	H	Incarnate Word	81 43
LAST 12 Division I GAMES:															
49	N	Kansas St.	65 51	144	H	Tul sa	70 52								
175	A	Col orado St.	70 39	89	A	Col orado	76 70								
191	H	Southern U.	69 47	56	A	Utah	65 63								
189	H	Loui si ana Tech	80 44	58	A	Ari zona	39 51								
153	N	Southern Ill.	82 38	110	H	Fresno St.	68 52								
8	N	Louisville	56 58	50	A	Arkansas	88 85								

Non-Div I Games:

Ari zona St.



Average RPI Win:	0	WON-LOST	WINNING	LAST 10	STRENGTH OF	OPP. STRENGTH	TEAM	ADJ.	CONF.	ADJ CONF.
Average RPI Loss:	161	RECORD	PCT. RANK	GAMES	SCHEDULE	OF SCHEDULE	RPI	RPI	RPI	RPI
DIV. I ONLY	0- 4	344	3-5	105	229	316	316	28	28	
DIV. I NON-CONF.	0- 3	336	0- 0	5	261	224	224	25	25	
<hr/>										
TOTALS	RPI 1-25	RPI 26-50	W-L RECORDS	RPI 51-100	RPI 101-150	RPI 150+				
0- 4	0- 0	0- 0	OVERALL	0- 2	0- 0	0- 2				
0- 1	0- 0	0- 0	HOME	0- 0	0- 0	0- 1				
0- 3	0- 0	0- 0	AWAY	0- 2	0- 0	0- 1				
0- 0	0- 0	0- 0	NEUTRAL	0- 0	0- 0	0- 0				
0- 3	0- 0	0- 0	NON-CONFERENCE	0- 2	0- 0	0- 1				
0- 0	0- 0	0- 0	HOME	0- 0	0- 0	0- 0				
0- 3	0- 0	0- 0	AWAY	0- 2	0- 0	0- 1				
0- 0	0- 0	0- 0	NEUTRAL	0- 0	0- 0	0- 0				
0- 1	0- 0	0- 0	CONFERENCE	0- 0	0- 0	0- 1				
0- 1	0- 0	0- 0	HOME	0- 0	0- 0	0- 1				
0- 0	0- 0	0- 0	AWAY	0- 0	0- 0	0- 0				
0- 0	0- 0	0- 0	NEUTRAL	0- 0	0- 0	0- 0				

RPI 1-25				RPI 26-50				RPI 51-100				RPI 101+ Team's RPI : 316					
RPI	S	Opponent	Score	RPI	S	Opponent	Score	RPI	S	Opponent	Score	RPI	S	Opponent	Score		
								66	A	Oregon St.	33	89	243	A	Wi chi ta St.	39	76
								73	A	Mi nnesota	42	84	260	H	Mi ssi ssi ppi Val .	56	62
LAST 12 Di vi si on I GAMES:																	
								260	H	Mi ssi ssi ppi Val .	56	62					
								73	A	Mi nnesota	42	84					
								66	A	Oregon St.	33	89					
								243	A	Wi chi ta St.	39	76					

Non-Div I Games: LeMoyne-Owen 52 43 Paul Quinn 68 52 Philander Smith 48 53 Tougaloo 68 60 Ark. -Pine Bluff



Average RPI Win:	191	WON-LOST	WINNING	LAST 10	STRENGTH OF	OPP. STRENGTH	TEAM	ADJ.	CONF.	ADJ CONF.
Average RPI Loss:	28	RECORD	PCT. RANK	GAMES	SCHEDULE	OF SCHEDULE	RPI	RPI	RPI	RPI
DIV. I ONLY	12- 4	55	8-2	94	85	50	50	6	6	
DIV. I NON-CONF.	11- 3	57	0- 0	123	104	49	49	6	6	
-----										
TOTALS	RPI 1-25	RPI 26-50	W-L RECORDS	RPI 51-100	RPI 101-150	RPI 150+				
12- 4	0- 3	0- 0	OVERALL	1- 1	4- 0	7- 0				
6- 2	0- 2	0- 0	HOME	1- 0	1- 0	4- 0				
4- 1	0- 1	0- 0	AWAY	0- 0	2- 0	2- 0				
2- 1	0- 0	0- 0	NEUTRAL	0- 1	1- 0	1- 0				
11- 3	0- 2	0- 0	NON-CONFERENCE	1- 1	4- 0	6- 0				
6- 1	0- 1	0- 0	HOME	1- 0	1- 0	4- 0				
3- 1	0- 1	0- 0	AWAY	0- 0	2- 0	1- 0				
2- 1	0- 0	0- 0	NEUTRAL	0- 1	1- 0	1- 0				
1- 1	0- 1	0- 0	CONFERENCE	0- 0	0- 0	1- 0				
0- 1	0- 1	0- 0	HOME	0- 0	0- 0	0- 0				
1- 0	0- 0	0- 0	AWAY	0- 0	0- 0	1- 0				
0- 0	0- 0	0- 0	NEUTRAL	0- 0	0- 0	0- 0				

RPI 1-25				RPI 26-50				Team's RPI: 50				RPI 51-100				RPI 101+			
RPI	S	Opponent	Score	RPI	S	Opponent	Score					RPI	S	Opponent	Score	RPI	S	Opponent	Score
2	A	Iowa St.	82 91									82	N	Pittsburgh	54 61	122	H	Tennessee Tech	65 42
14	H	Arizona St.	85 88									88	H	Nebraska	84 80	134	A	UT Arlington	66 65
15	H	Mississippi St.	69 93													142	N	Wisconsin	69 68
																144	A	Tulsa	61 59
																157	H	Prairie View	71 44
																158	A	Abilene Christian	80 68
																164	H	Oral Roberts	74 61
																231	A	Ole Miss	85 55
																295	N	Tennessee St.	79 55
																328	H	Jackson St.	76 57
																334	H	Northwestern St.	98 53
LAST 12 Division I GAMES:																			
15	H	Mississippi St.	69 93	231	A	Ole Miss	85 55												
328	H	Jackson St.	76 57	122	H	Tennessee Tech	65 42												
144	A	Tulsa	61 59	2	A	Iowa St.	82 91												
88	H	Nebraska	84 80	164	H	Oral Roberts	74 61												
157	H	Prairie View	71 44	142	N	Wisconsin	69 68												
158	A	Abilene Christian	80 68	82	N	Pittsburgh	54 61												



Average RPI Win:	268	WON-LOST	WINNING	LAST 10	STRENGTH OF	OPP. STRENGTH	TEAM	ADJ.	CONF.	ADJ CONF.
Average RPI Loss:	83	RECORD	PCT. RANK	GAMES	SCHEDULE	OF SCHEDULE	RPI	RPI	RPI	RPI
DIV. I ONLY	7- 6	149	6-4	213	189	185	185	15	15	
DIV. I NON-CONF.	5- 6	177	0- 0	152	118	185	185	17	17	
-----										
TOTALS	RPI 1-25	RPI 26-50	W-L RECORDS	RPI 51-100	RPI 101-150	RPI 150+				
7- 6	0- 0	0- 2	OVERALL	0- 2	1- 1	6- 1				
6- 1	0- 0	0- 0	HOME	0- 0	1- 0	5- 1				
1- 5	0- 0	0- 2	AWAY	0- 2	0- 1	1- 0				
0- 0	0- 0	0- 0	NEUTRAL	0- 0	0- 0	0- 0				
5- 6	0- 0	0- 2	NON-CONFERENCE	0- 2	1- 1	4- 1				
4- 1	0- 0	0- 0	HOME	0- 0	1- 0	3- 1				
1- 5	0- 0	0- 2	AWAY	0- 2	0- 1	1- 0				
0- 0	0- 0	0- 0	NEUTRAL	0- 0	0- 0	0- 0				
2- 0	0- 0	0- 0	CONFERENCE	0- 0	0- 0	2- 0				
2- 0	0- 0	0- 0	HOME	0- 0	0- 0	2- 0				
0- 0	0- 0	0- 0	AWAY	0- 0	0- 0	0- 0				
0- 0	0- 0	0- 0	NEUTRAL	0- 0	0- 0	0- 0				

RPI 1-25				RPI 26-50				RPI 51-100				RPI 101+				Team's RPI: 185
RPI	S	Opponent	Score	RPI	S	Opponent	Score	RPI	S	Opponent	Score	RPI	S	Opponent	Score	
				31	A	Missouri	50 70	51	A	Belmont	55 74	117	A	UT Martin	91 97	
				42	A	Texas A&M	56 97	69	A	Oklahoma St.	60 62	144	H	Tulsa	73 60	
												189	H	Louisiana Tech	70 80	
												260	H	Mississippi Val.	60 57	
												268	H	Murray St.	74 63	
												279	A	UTEP	67 66	
												296	H	Memphis	77 66	
												308	H	Louisiana	87 75	
												319	H	La.-Monroe	64 54	
LAST 12 Division I GAMES:																
				308	H	Louisiana	87 75	319	H	La.-Monroe	64 54					
				31	A	Missouri	50 70	268	H	Murray St.	74 63					
				51	A	Belmont	55 74	42	A	Texas A&M	56 97					
				260	H	Mississippi Val.	60 57	189	H	Louisiana Tech	70 80					
				144	H	Tulsa	73 60	117	A	UT Martin	91 97					
				279	A	UTEP	67 66	296	H	Memphis	77 66					

Non-Div I Games:

Arkansas St.



Average RPI Win: 321  
Average RPI Loss: 147

WON-LOST  
RECORD

WINNING  
PCT. RANK

LAST 10  
GAMES

STRENGTH OF  
SCHEDULE

OPP. STRENGTH  
OF SCHEDULE

TEAM  
RPI

ADJ.  
RPI

CONF.  
RPI

ADJ CONF.  
RPI

DIV. I ONLY	5- 8	229	5-5	327	278	305	305	22	22
DIV. I NON-CONF.	4- 6	212	0- 0	333	302	311	311	23	23
-----									
TOTALS	RPI 1-25	RPI 26-50	W-L RECORDS	RPI 51-100	RPI 101-150	RPI 150+			
5- 8	0- 0	0- 0	OVERALL	0- 3	0- 2	5- 3			
3- 4	0- 0	0- 0	HOME	0- 2	0- 1	3- 1			
2- 4	0- 0	0- 0	AWAY	0- 1	0- 1	2- 2			
0- 0	0- 0	0- 0	NEUTRAL	0- 0	0- 0	0- 0			
4- 6	0- 0	0- 0	NON-CONFERENCE	0- 2	0- 1	4- 3			
2- 3	0- 0	0- 0	HOME	0- 1	0- 1	2- 1			
2- 3	0- 0	0- 0	AWAY	0- 1	0- 0	2- 2			
0- 0	0- 0	0- 0	NEUTRAL	0- 0	0- 0	0- 0			
1- 2	0- 0	0- 0	CONFERENCE	0- 1	0- 1	1- 0			
1- 1	0- 0	0- 0	HOME	0- 1	0- 0	1- 0			
0- 1	0- 0	0- 0	AWAY	0- 0	0- 1	0- 0			
0- 0	0- 0	0- 0	NEUTRAL	0- 0	0- 0	0- 0			

RPI 1-25				RPI 26-50				RPI 51-100				RPI 101+ Team's RPI: 305			
RPI	S	Opponent	Score	RPI	S	Opponent	Score	RPI	S	Opponent	Score	RPI	S	Opponent	Score
								62	H	St. John's (NY)	49 60	119	H	Yale	51 62
								68	H	Bucknell	52 66	138	A	Boston U.	51 63
								81	A	TCU	38 63	192	H	Air Force	60 71
												251	A	Binghamton	47 60
												264	A	Columbia	49 70
												272	H	St. Francis Brooklyn	69 57
												314	H	Loyola Maryland	69 57
												320	A	Wagner	61 46
												349	H	Fairleigh Dickinson	62 40
												351	A	LIU Brooklyn	57 42
-----															
LAST 12 Division I GAMES:															
314	H	Loyola Maryland	69 57	68	H	Bucknell	52 66	272	H	St. Francis Brooklyn	69 57	251	A	Binghamton	47 60
138	A	Boston U.	51 63									192	H	Air Force	60 71
119	H	Yale	51 62					62	H	St. John's (NY)	49 60	264	A	Columbia	49 70
320	A	Wagner	61 46												
349	H	Fairleigh Dickinson	62 40												
81	A	TCU	38 63					264	A	Columbia	49 70				

Non-Div I Games: Connecticut Col. 74 48

Army West Point

Loss, Non-Conf, S Site, H Home A Away N Neutral



Average RPI Win: 179

Average RPI Loss: 15

WON-LOST  
RECORDWINNING  
PCT. RANKLAST 10  
GAMESSTRENGTH OF  
SCHEDULEOPP. STRENGTH  
OF SCHEDULETEAM  
RPIADJ.  
RPICONF.  
RPIADJ CONF.  
RPIDIV. I ONLY  
DIV. I NON-CONF.12- 2  
11- 125  
139-1  
1- 0209  
23422  
2246  
3446  
346  
66  
6

TOTALS

RPI 1-25

RPI 26-50

W-L RECORDS

RPI 51-100

RPI 101-150

RPI 150+

12- 2

0- 1

2- 1

OVERALL

0- 0

2- 0

8- 0

6- 1

0- 0

0- 1

HOME

0- 0

2- 0

4- 0

4- 1

0- 1

1- 0

AWAY

0- 0

0- 0

3- 0

2- 0

0- 0

1- 0

NEUTRAL

0- 0

0- 0

1- 0

11- 1

0- 1

2- 0

NON-CONFERENCE

0- 0

2- 0

7- 0

6- 0

0- 0

0- 0

HOME

0- 0

2- 0

4- 0

3- 1

0- 1

1- 0

AWAY

0- 0

0- 0

2- 0

2- 0

0- 0

1- 0

NEUTRAL

0- 0

0- 0

1- 0

1- 1

0- 0

0- 1

CONFERENCE

0- 0

0- 0

1- 0

0- 1

0- 0

0- 1

HOME

0- 0

0- 0

0- 0

1- 0

0- 0

0- 0

AWAY

0- 0

0- 0

1- 0

0- 0

0- 0

0- 0

NEUTRAL

0- 0

0- 0

0- 0

RPI 1-25

RPI 26-50

Team's RPI: 46

RPI 51-100

RPI 101+

RPI	S	Opponent	Score
2	A	Iowa St.	64 67

RPI	S	Opponent	Score
28	H	Tennessee	69 78
41	N	North Carolina	86 81
44	A	New Mexico	79 76

RPI	S	Opponent	Score
-----	---	----------	-------

RPI	S	Opponent	Score
128	H	Grambling	97 48
135	H	Oklahoma	95 79
172	A	Elon	96 44
179	H	Nicholls St.	80 59
193	N	Coastal Caro.	84 78
208	H	Samford	73 46
222	H	Alabama St.	83 50
226	A	Florida	64 56
289	A	Saint Joseph's	81 70
308	H	Louisiana	71 59

LAST 12 Division I GAMES:

2	A	Iowa St.	64 67	44	A	New Mexico	79 76
226	A	Florida	64 56	193	N	Coastal Caro.	84 78
28	H	Tennessee	69 78	208	H	Samford	73 46
222	H	Alabama St.	83 50	289	A	Saint Joseph's	81 70
172	A	Elon	96 44	135	H	Oklahoma	95 79
41	N	North Carolina	86 81	308	H	Louisiana	71 59

A  
u  
b  
u  
r  
nA  
u  
b  
u  
r  
n

Non-Div I Games:

Xavier (LA)

77 58

Auburn

Loss, 
 Non-Conf, 
 S Site, 
 H Home
A Away 
 N Neutral



Average RPI Win:	270	WON-LOST	WINNING	LAST 10	STRENGTH OF	OPP. STRENGTH	TEAM	ADJ.	CONF.	ADJ CONF.
Average RPI Loss:	216	RECORD	PCT. RANK	GAMES	SCHEDULE	OF SCHEDULE	RPI	RPI	RPI	RPI
DIV. I ONLY	5- 6	199	6-4	351	204	330	330	20	20	
DIV. I NON-CONF.	3- 6	241	0- 0	348	212	345	345	20	20	
-----										
TOTALS	RPI 1-25	RPI 26-50	W-L RECORDS	RPI 51-100	RPI 101-150	RPI 150+				
5- 6	0- 0	0- 0	OVERALL	0- 0	0- 1	5- 5				
5- 1	0- 0	0- 0	HOME	0- 0	0- 0	5- 1				
0- 5	0- 0	0- 0	AWAY	0- 0	0- 1	0- 4				
0- 0	0- 0	0- 0	NEUTRAL	0- 0	0- 0	0- 0				
3- 6	0- 0	0- 0	NON-CONFERENCE	0- 0	0- 1	3- 5				
3- 1	0- 0	0- 0	HOME	0- 0	0- 0	3- 1				
0- 5	0- 0	0- 0	AWAY	0- 0	0- 1	0- 4				
0- 0	0- 0	0- 0	NEUTRAL	0- 0	0- 0	0- 0				
2- 0	0- 0	0- 0	CONFERENCE	0- 0	0- 0	2- 0				
2- 0	0- 0	0- 0	HOME	0- 0	0- 0	2- 0				
0- 0	0- 0	0- 0	AWAY	0- 0	0- 0	0- 0				
0- 0	0- 0	0- 0	NEUTRAL	0- 0	0- 0	0- 0				

RPI 1-25				RPI 26-50				RPI 51-100				RPI 101+				Team's RPI: 330	
RPI	S	Opponent	Score	RPI	S	Opponent	Score	RPI	S	Opponent	Score	RPI	S	Opponent	Score		
												132	A	Cincinnati	48	69	
												168	A	Illinois St.	49	61	
												170	A	Vanderbilt	70	99	
												190	H	Morehead St.	81	80	
												218	A	Western Ill.	72	77	
												260	H	Mississippi Val.	89	95	
												261	H	Alabama A&M	75	58	
												281	H	Northern Ky.	52	48	
												294	H	Eastern Ky.	100	65	
												324	H	Lipscomb	70	58	
												345	A	Evansville	52	56	
LAST 12 Division I GAMES:																	
294	H	Eastern Ky.	100 65	190	H	Morehead St.	81 80										
345	A	Evansville	52 56	281	H	Northern Ky.	52 48										
261	H	Alabama A&M	75 58	260	H	Mississippi Val.	89 95										
168	A	Illinois St.	49 61	170	A	Vanderbilt	70 99										
218	A	Western Ill.	72 77	132	A	Cincinnati	48 69										
324	H	Lipscomb	70 58														

Non-Div I Games: Christian Bros. 100 62 Trevecca Nazarene 90 78

Austin Peay



Average RPI Win:	177	WON-LOST	WINNING	LAST 10	STRENGTH OF	OPP. STRENGTH	TEAM	ADJ.	CONF.	ADJ CONF.
Average RPI Loss:	97	RECORD	PCT. RANK	GAMES	SCHEDULE	OF SCHEDULE	RPI	RPI	RPI	RPI
DIV. I ONLY	12- 3	37	8-2	119	132	37	37	7	7	
DIV. I NON-CONF.	8- 3	72	0- 0	133	113	63	63	7	7	
-----										
TOTALS	RPI 1-25	RPI 26-50	W-L RECORDS	RPI 51-100	RPI 101-150	RPI 150+				
12- 3	0- 1	0- 0	OVERALL	3- 1	0- 0	9- 1				
6- 1	0- 1	0- 0	HOME	2- 0	0- 0	4- 0				
4- 2	0- 0	0- 0	AWAY	0- 1	0- 0	4- 1				
2- 0	0- 0	0- 0	NEUTRAL	1- 0	0- 0	1- 0				
8- 3	0- 1	0- 0	NON-CONFERENCE	2- 1	0- 0	6- 1				
4- 1	0- 1	0- 0	HOME	1- 0	0- 0	3- 0				
2- 2	0- 0	0- 0	AWAY	0- 1	0- 0	2- 1				
2- 0	0- 0	0- 0	NEUTRAL	1- 0	0- 0	1- 0				
4- 0	0- 0	0- 0	CONFERENCE	1- 0	0- 0	3- 0				
2- 0	0- 0	0- 0	HOME	1- 0	0- 0	1- 0				
2- 0	0- 0	0- 0	AWAY	0- 0	0- 0	2- 0				
0- 0	0- 0	0- 0	NEUTRAL	0- 0	0- 0	0- 0				

RPI 1-25				RPI 26-50				Team's RPI: 37				RPI 51-100				RPI 101+			
RPI	S	Opponent	Score	RPI	S	Opponent	Score					RPI	S	Opponent	Score	RPI	S	Opponent	Score
21	H	Cal i forn i a	52 70									56	A	Utah	67 78	154	A	Utah St.	62 57
												62	H	Northern Colo.	70 50	169	A	Santa Clara	54 44
												81	N	TCU	61 58	175	H	Col orado St.	51 42
												95	H	Loyol a Marymount	55 44	180	H	Pepperdi ne	83 58
																194	H	UC Ri versi de	72 70
																215	A	Southern Utah	64 67
																229	H	Eastern Wash.	80 65
																241	A	San Franci sco	67 59
																270	N	Cal i forn i a Bapti st	76 69
																273	A	Utah Val ley	77 51
LAST 12 Di vi si on I GAMES:																			
241	A	San Franci sco	67 59	95	H	Loyol a Marymount	55 44					180	H	Pepperdi ne	83 58				
169	A	Santa Clara	54 44									215	A	Southern Utah	64 67				
62	H	Northern Colo.	70 50									270	N	Cal i forn i a Bapti st	76 69				
175	H	Col orado St.	51 42									81	N	TCU	61 58				
56	A	Utah	67 78									154	A	Utah St.	62 57				
273	A	Utah Val ley	77 51																

Non-Di v I Games:

BYU



Average RPI Win: 198

Average RPI Loss: 91

WON-LOST  
RECORDWINNING  
PCT. RANKLAST 10  
GAMESSTRENGTH OF  
SCHEDULEOPP. STRENGTH  
OF SCHEDULETEAM  
RPIADJ.  
RPICONF.  
RPIADJ CONF.  
RPI

DIV. I ONLY	5- 8	229	4-5	147	28	196	196	8	8
DIV. I NON-CONF.	4- 7	228	0- 1	170	14	210	210	8	8
-----									
TOTALS	RPI 1-25	RPI 26-50	W-L RECORDS	RPI 51-100	RPI 101-150	RPI 150+			
5- 8	0- 1	0- 1	OVERALL	0- 3	2- 2	3- 1			
4- 2	0- 0	0- 0	HOME	0- 1	1- 0	3- 1			
1- 3	0- 1	0- 0	AWAY	0- 1	1- 1	0- 0			
0- 3	0- 0	0- 1	NEUTRAL	0- 1	0- 1	0- 0			
4- 7	0- 1	0- 1	NON-CONFERENCE	0- 2	2- 2	2- 1			
3- 2	0- 0	0- 0	HOME	0- 1	1- 0	2- 1			
1- 2	0- 1	0- 0	AWAY	0- 0	1- 1	0- 0			
0- 3	0- 0	0- 1	NEUTRAL	0- 1	0- 1	0- 0			
1- 1	0- 0	0- 0	CONFERENCE	0- 1	0- 0	1- 0			
1- 0	0- 0	0- 0	HOME	0- 0	0- 0	1- 0			
0- 1	0- 0	0- 0	AWAY	0- 1	0- 0	0- 0			
0- 0	0- 0	0- 0	NEUTRAL	0- 0	0- 0	0- 0			

RPI 1-25				RPI 26-50				RPI 51-100				RPI 101+ Team's RPI: 196			
RPI	S	Opponent	Score	RPI	S	Opponent	Score	RPI	S	Opponent	Score	RPI	S	Opponent	Score
17	A	Butler	47 64	31	N	Duke	62 79	74	H	Purdue	38 80	108	A	Western Ky.	86 83
								87	N	Qui nni pi ac	66 69	114	N	Fordham	70 78
								91	A	Tol edo	58 65	132	H	Ci nci nnati	75 63
												143	A	Missouri St.	54 74
												170	H	Vanderbilt	43 60
												203	H	Bowling Green	77 70
												254	H	Cleveland St.	67 62
												295	H	Tennessee St.	90 51
LAST 12 Division I GAMES:															
203	H	Bowling Green	77 70	87	N	Qui nni pi ac	66 69	132	H	Ci nci nnati	75 63	114	N	Fordham	70 78
91	A	Toledo	58 65	31	N	Duke	62 79	143	A	Missouri St.	54 74	170	H	Vanderbilt	43 60
295	H	Tennessee St.	90 51					254	H	Cleveland St.	67 62				
108	A	Western Ky.	86 83												
170	H	Vanderbilt	43 60												
17	A	Butler	47 64												

Non-Div I Games:

Urbana

0

0

Ball St.

Loss, 
Non-Conf, 
S Site, 
H Home
A Away 
N Neutral



Average RPI Loss: 3

DIV. I ONLY	12- 1	13	9-1	14	19	4	4	3	3
DIV. I NON-CONF.	10- 1	19	0- 0	26	10	5	5	3	3
TOTALS	RPI 1-25	RPI 26-50	W-L RECORDS	RPI 51-100	RPI 101-150	RPI 150+			
12- 1	2- 1	3- 0	OVERALL	1- 0	1- 0	5- 0			
7- 0	1- 0	1- 0	HOME	0- 0	0- 0	5- 0			
3- 1	1- 1	1- 0	AWAY	0- 0	1- 0	0- 0			
2- 0	0- 0	1- 0	NEUTRAL	1- 0	0- 0	0- 0			
10- 1	2- 1	2- 0	NON-CONFERENCE	1- 0	0- 0	5- 0			
6- 0	1- 0	0- 0	HOME	0- 0	0- 0	5- 0			
2- 1	1- 1	1- 0	AWAY	0- 0	0- 0	0- 0			
2- 0	0- 0	1- 0	NEUTRAL	1- 0	0- 0	0- 0			
2- 0	0- 0	1- 0	CONFERENCE	0- 0	1- 0	0- 0			
1- 0	0- 0	1- 0	HOME	0- 0	0- 0	0- 0			
1- 0	0- 0	0- 0	AWAY	0- 0	1- 0	0- 0			
0- 0	0- 0	0- 0	NEUTRAL	0- 0	0- 0	0- 0			

RPI 1-25				Team's RPI : 4				RPI 26-50				RPI 51-100				RPI 101+			
RPI	S	Opponent	Score	RPI	S	Opponent	Score	RPI	S	Opponent	Score	RPI	S	Opponent	Score	RPI	S	Opponent	Score
3	A	Stanford	63 68	34	A	South Carolina	94 69	86	N	Georgetown	67 46	149	A	Texas Tech	73 56				
6	H	UConn	68 57	35	N	South Dakota St.	72 66					179	H	Nicholls St.	100 39				
14	A	Arizona St.	65 59	49	H	Kansas St.	65 50					190	H	Morehead St.	96 58				
LAST 12 Division I GAMES:																			
6	H	UConn	68 57	49	H	Kansas St.	65 50												
255	H	UTRGV	98 37	149	A	Texas Tech	73 56												
3	A	Stanford	63 68	35	N	South Dakota St.	72 66												
190	H	Morehead St.	96 58	191	H	Southern U.	94 49												
34	A	South Carolina	94 69	14	A	Arizona St.	65 59												
86	N	Georgetown	67 46	210	H	Saint Francis (PA)	116 58												

### Non-Div I Games:

Bayl or



Average RPI Win:	177	WON-LOST	WINNING	LAST 10	STRENGTH OF	OPP. STRENGTH	TEAM	ADJ.	CONF.	ADJ CONF.
Average RPI Loss:	69	RECORD	PCT. RANK	GAMES	SCHEDULE	OF SCHEDULE	RPI	RPI	RPI	RPI
DIV. I ONLY	8- 5	108	6-4	38	120	51	51	20	20	
DIV. I NON-CONF.	7- 4	109	0- 0	47	76	37	37	20	20	
-----										
TOTALS	RPI 1-25	RPI 26-50	W-L RECORDS	RPI 51-100	RPI 101-150	RPI 150+				
8- 5	0- 1	0- 1	OVERALL	2- 2	2- 1	4- 0				
4- 2	0- 0	0- 0	HOME	0- 1	1- 1	3- 0				
4- 3	0- 1	0- 1	AWAY	2- 1	1- 0	1- 0				
0- 0	0- 0	0- 0	NEUTRAL	0- 0	0- 0	0- 0				
7- 4	0- 1	0- 1	NON-CONFERENCE	2- 2	2- 0	3- 0				
3- 1	0- 0	0- 0	HOME	0- 1	1- 0	2- 0				
4- 3	0- 1	0- 1	AWAY	2- 1	1- 0	1- 0				
0- 0	0- 0	0- 0	NEUTRAL	0- 0	0- 0	0- 0				
1- 1	0- 0	0- 0	CONFERENCE	0- 0	0- 1	1- 0				
1- 1	0- 0	0- 0	HOME	0- 0	0- 1	1- 0				
0- 0	0- 0	0- 0	AWAY	0- 0	0- 0	0- 0				
0- 0	0- 0	0- 0	NEUTRAL	0- 0	0- 0	0- 0				

RPI 1-25				RPI 26-50				RPI 51-100				RPI 101+			
RPI	S	Opponent	Score	RPI	S	Opponent	Score	RPI	S	Opponent	Score	RPI	S	Opponent	Score
9	A	NC State	62 77	28	A	Tennessee	76 84	78	A	Middle Tenn.	45 38	122	H	Tennessee Tech	72 77
								90	A	Wright St.	79 63	124	A	Chattanooga	67 51
								91	H	Tol edo	69 78	144	H	Tul sa	78 53
								97	A	Cl emson	62 65	185	H	Arkansas St.	74 55
												187	H	Jacksonville St.	66 52
												281	A	Northern Ky.	71 53
												324	H	Li pscomb	83 43
-----															
LAST 12 Division I GAMES:															
28	A	Tennessee	76 84	122	H	Tennessee Tech	72 77	185	H	Arkansas St.	74 55	187	H	Jacksonville St.	66 52
124	A	Chattanooga	67 51	281	A	Northern Ky.	71 53	78	A	Middle Tenn.	45 38	90	A	Wright St.	79 63
324	H	Li pscomb	83 43	97	A	Cl emson	62 65	144	H	Tul sa	78 53				
91	H	Tol edo	69 78												

Non-Div I Games:

Belmont



Average RPI Win:	285	WON-LOST	WINNING	LAST 10	STRENGTH OF	OPP. STRENGTH	TEAM	ADJ.	CONF.	ADJ CONF.
Average RPI Loss:	186	RECORD	PCT. RANK	GAMES	SCHEDULE	OF SCHEDULE	RPI	RPI	RPI	RPI
DIV. I ONLY	6- 5	144	6-4	341	239	213	213	32	32	
DIV. I NON-CONF.	5- 5	162	0- 0	328	207	236	236	32	32	
-----										
TOTALS	RPI 1-25	RPI 26-50	W-L RECORDS	RPI 51-100	RPI 101-150	RPI 150+				
6- 5	0- 0	0- 0	OVERALL	0- 0	0- 2	6- 3				
3- 0	0- 0	0- 0	HOME	0- 0	0- 0	3- 0				
2- 5	0- 0	0- 0	AWAY	0- 0	0- 2	2- 3				
1- 0	0- 0	0- 0	NEUTRAL	0- 0	0- 0	1- 0				
5- 5	0- 0	0- 0	NON-CONFERENCE	0- 0	0- 2	5- 3				
3- 0	0- 0	0- 0	HOME	0- 0	0- 0	3- 0				
1- 5	0- 0	0- 0	AWAY	0- 0	0- 2	1- 3				
1- 0	0- 0	0- 0	NEUTRAL	0- 0	0- 0	1- 0				
1- 0	0- 0	0- 0	CONFERENCE	0- 0	0- 0	1- 0				
0- 0	0- 0	0- 0	HOME	0- 0	0- 0	0- 0				
1- 0	0- 0	0- 0	AWAY	0- 0	0- 0	1- 0				
0- 0	0- 0	0- 0	NEUTRAL	0- 0	0- 0	0- 0				

RPI 1-25				RPI 26-50				RPI 51-100				RPI 101+				Team's RPI: 213
RPI	S	Opponent	Score	RPI	S	Opponent	Score	RPI	S	Opponent	Score	RPI	S	Opponent	Score	
												127	A	Charlotte	69	73
												147	A	South Fla.	39	88
												176	A	Georgia St.	57	62
												226	A	Florida	53	64
												236	A	Jacksonville	58	56
												253	A	Ga. Southern	76	77
												266	N	Kennesaw St.	64	61
												271	H	Liberty	81	76
												278	H	North Florida	76	60
												315	H	FIU	68	57
												341	A	N.C. Central	67	50
LAST 12 Division I GAMES:																
				176	A	Georgia St.	57	62	341	A	N.C. Central	67	50			
				266	N	Kennesaw St.	64	61	127	A	Charlotte	69	73			
				278	H	North Florida	76	60	315	H	FIU	68	57			
				226	A	Florida	53	64	147	A	South Fla.	39	88			
				236	A	Jacksonville	58	56	271	H	Liberty	81	76			
				253	A	Ga. Southern	76	77								

Non-Div I Games: Flagler 74 59 Edward Waters 73 46

Bethune-Cookman

Loss, Non-Conf, S Site, H Home A Away N Neutral



Average RPI Win:	290	WON-LOST	WINNING	LAST 10	STRENGTH OF	OPP. STRENGTH	TEAM	ADJ.	CONF.	ADJ CONF.
Average RPI Loss:	169	RECORD	PCT. RANK	GAMES	SCHEDULE	OF SCHEDULE	RPI	RPI	RPI	RPI
DIV. I ONLY	4- 10	267	3-7	138	310	251	251	23	23	
DIV. I NON-CONF.	3- 8	267	0- 0	101	297	252	252	24	24	
-----										
TOTALS	RPI 1-25	RPI 26-50	W-L RECORDS	RPI 51-100	RPI 101-150	RPI 150+				
4- 10	0- 2	0- 0	OVERALL	0- 1	0- 2	4- 5				
3- 3	0- 0	0- 0	HOME	0- 0	0- 2	3- 1				
1- 7	0- 2	0- 0	AWAY	0- 1	0- 0	1- 4				
0- 0	0- 0	0- 0	NEUTRAL	0- 0	0- 0	0- 0				
3- 8	0- 2	0- 0	NON-CONFERENCE	0- 1	0- 1	3- 4				
3- 2	0- 0	0- 0	HOME	0- 0	0- 1	3- 1				
0- 6	0- 2	0- 0	AWAY	0- 1	0- 0	0- 3				
0- 0	0- 0	0- 0	NEUTRAL	0- 0	0- 0	0- 0				
1- 2	0- 0	0- 0	CONFERENCE	0- 0	0- 1	1- 1				
0- 1	0- 0	0- 0	HOME	0- 0	0- 1	0- 0				
1- 1	0- 0	0- 0	AWAY	0- 0	0- 0	1- 1				
0- 0	0- 0	0- 0	NEUTRAL	0- 0	0- 0	0- 0				

RPI 1-25				RPI 26-50				RPI 51-100				RPI 101+				Team's RPI: 251
RPI	S	Opponent	Score	RPI	S	Opponent	Score	RPI	S	Opponent	Score	RPI	S	Opponent	Score	
1	A	Notre Dame	53 103					59	A	Ohio	49 86	111	H	Lehigh	55 65	
18	A	Marquette	40 93									133	H	Stony Brook	56 65	
												200	H	Cornell	72 61	
												221	A	Dartmouth	39 63	
												258	H	Rider	57 62	
												263	A	Niagara	72 79	
												301	A	Albany (NY)	56 61	
												305	H	Army West Point	60 47	
												306	A	New Hampshire	71 62	
												327	A	Lafayette	50 59	
												349	H	Fairleigh Dickinson	73 54	
LAST 12 Division I GAMES:																
221	A	Dartmouth	39 63	133	H	Stony Brook	56 65									
18	A	Marquette	40 93	306	A	New Hampshire	71 62									
1	A	Notre Dame	53 103	301	A	Albany (NY)	56 61									
258	H	Rider	57 62	305	H	Army West Point	60 47									
263	A	Niagara	72 79	111	H	Lehigh	55 65									
349	H	Fairleigh Dickinson	73 54	59	A	Ohio	49 86									

Non-Div I Games: Charleston (WV) 69 62 Caldwell 73 54

Binghamton



Average RPI Win: 152

Average RPI Loss: 55

WON-LOST  
RECORDWINNING  
PCT. RANKLAST 10  
GAMESSTRENGTH OF  
SCHEDULEOPP. STRENGTH  
OF SCHEDULETEAM  
RPIADJ.  
RPICONF.  
RPIADJ CONF.  
RPIDIV. I ONLY  
DIV. I NON-CONF.9- 2  
7- 233  
598-2  
1- 0172  
2178  
845  
7145  
7110  
1010  
10

TOTALS

RPI 1-25

RPI 26-50

W-L RECORDS

RPI 51-100

RPI 101-150

RPI 150+

9- 2

0- 1

1- 0

OVERALL

1- 0

2- 1

5- 0

4- 1

0- 1

1- 0

HOME

0- 0

0- 0

3- 0

2- 1

0- 0

0- 0

AWAY

0- 0

1- 1

1- 0

3- 0

0- 0

0- 0

NEUTRAL

1- 0

1- 0

1- 0

7- 2

0- 1

0- 0

NON-CONFERENCE

1- 0

2- 1

4- 0

3- 1

0- 1

0- 0

HOME

0- 0

0- 0

3- 0

1- 1

0- 0

0- 0

AWAY

0- 0

1- 1

0- 0

3- 0

0- 0

0- 0

NEUTRAL

1- 0

1- 0

1- 0

2- 0

0- 0

1- 0

CONFERENCE

0- 0

0- 0

1- 0

1- 0

0- 0

1- 0

HOME

0- 0

0- 0

0- 0

1- 0

0- 0

0- 0

AWAY

0- 0

0- 0

1- 0

0- 0

0- 0

0- 0

NEUTRAL

0- 0

0- 0

0- 0

RPI 1-25

RPI 26-50

Team's RPI: 45

RPI 51-100

RPI 101+

RPI	S	Opponent	Score
8	H	Louisville	55 74

RPI	S	Opponent	Score
38	H	Wyoming	72 64

RPI	S	Opponent	Score
64	N	UNI	61 60

RPI	S	Opponent	Score
102	A	Washington St.	71 95
115	A	Washington	73 69
136	N	Idaho	91 85
156	H	CSUN	74 63
202	A	San Diego St.	69 66
210	N	Saint Francis (PA)	78 64
215	H	Southern Utah	88 53
229	H	Eastern Wash.	67 55

LAST 12 Division I GAMES:

215	H	Southern Utah	88 53
210	N	Saint Francis (PA)	78 64
229	H	Eastern Wash.	67 55
102	A	Washington St.	71 95
64	N	UNI	61 60
136	N	Idaho	91 85

115	A	Washington	73 69
202	A	San Diego St.	69 66
38	H	Wyoming	72 64
8	H	Louisville	55 74
156	H	CSUN	74 63

Non-Div I Games: Southern Ore. 91 46 Northwest Chrst. 93 26

Boi se St.

Loss, Non-Conf, S Site, H Home A Away N Neutral



Average RPI	Win: 233	WON-LOST	WINNING	LAST 10	STRENGTH OF	OPP. STRENGTH	TEAM	ADJ.	CONF.	ADJ CONF.
Average RPI	Loss: 65	RECORD	PCT. RANK	GAMES	SCHEDULE	OF SCHEDULE	RPI	RPI	RPI	RPI
DIV. I ONLY	11- 4	60	6-4	110	243	116	116	1	1	
DIV. I NON-CONF.	11- 2	33	1- 0	190	286	95	95	1	1	
-----										
TOTALS	RPI 1-25	RPI 26-50	W-L RECORDS	RPI 51-100	RPI 101-150	RPI 150+				
11- 4	0- 1	0- 1	OVERALL	0- 1	2- 1	9- 0				
7- 4	0- 1	0- 1	HOME	0- 1	1- 1	6- 0				
2- 0	0- 0	0- 0	AWAY	0- 0	1- 0	1- 0				
2- 0	0- 0	0- 0	NEUTRAL	0- 0	0- 0	2- 0				
11- 2	0- 0	0- 0	NON-CONFERENCE	0- 1	2- 1	9- 0				
7- 2	0- 0	0- 0	HOME	0- 1	1- 1	6- 0				
2- 0	0- 0	0- 0	AWAY	0- 0	1- 0	1- 0				
2- 0	0- 0	0- 0	NEUTRAL	0- 0	0- 0	2- 0				
0- 2	0- 1	0- 1	CONFERENCE	0- 0	0- 0	0- 0				
0- 2	0- 1	0- 1	HOME	0- 0	0- 0	0- 0				
0- 0	0- 0	0- 0	AWAY	0- 0	0- 0	0- 0				
0- 0	0- 0	0- 0	NEUTRAL	0- 0	0- 0	0- 0				

RPI 1-25				RPI 26-50				RPI 51-100				RPI 101+ Team's RPI: 116			
RPI	S	Opponent	Score	RPI	S	Opponent	Score	RPI	S	Opponent	Score	RPI	S	Opponent	Score
9	H	NC State	69 85	47	H	Georgi a Tech	76 81	73	H	Minnesota	69 77	113	A	Houston	64 57
												130	H	Provi dence	57 61
												138	H	Boston U.	78 51
												186	A	Rhode Island	88 64
												221	H	Dartmouth	99 68
												230	H	Holy Cross	89 63
												242	H	Campbell I	76 56
												258	N	Ri der	112 61
												264	H	Col umbi a	74 60
												297	H	Saint Peter's	89 57
												303	H	Bryant	83 46
												314	N	Loyol a Maryl and	73 47
-----															
LAST 12 Division I GAMES:															
242	H	Campbell I	76 56	258	N	Ri der	112 61								
138	H	Boston U.	78 51	9	H	NC State	69 85								
73	H	Minnesota	69 77	47	H	Georgi a Tech	76 81								
303	H	Bryant	83 46	221	H	Dartmouth	99 68								
264	H	Col umbi a	74 60	314	N	Loyol a Maryl and	73 47								
130	H	Provi dence	57 61	113	A	Houston	64 57								

Non-Div I Games:

Boston College



Average RPI Win:	249	WON-LOST	WINNING	LAST 10	STRENGTH OF	OPP. STRENGTH	TEAM	ADJ.	CONF.	ADJ CONF.
Average RPI Loss:	119	RECORD	PCT. RANK	GAMES	SCHEDULE	OF SCHEDULE	RPI	RPI	RPI	RPI
DIV. I ONLY	7- 6	149	6-4	167	226	138	138	22	22	
DIV. I NON-CONF.	4- 6	212	0- 0	142	208	198	198	23	23	
-----										
TOTALS	RPI 1-25	RPI 26-50	W-L RECORDS	RPI 51-100	RPI 101-150	RPI 150+				
7- 6	0- 1	0- 0	OVERALL	1- 2	0- 1	6- 2				
5- 0	0- 0	0- 0	HOME	0- 0	0- 0	5- 0				
2- 6	0- 1	0- 0	AWAY	1- 2	0- 1	1- 2				
0- 0	0- 0	0- 0	NEUTRAL	0- 0	0- 0	0- 0				
4- 6	0- 1	0- 0	NON-CONFERENCE	0- 2	0- 1	4- 2				
4- 0	0- 0	0- 0	HOME	0- 0	0- 0	4- 0				
0- 6	0- 1	0- 0	AWAY	0- 2	0- 1	0- 2				
0- 0	0- 0	0- 0	NEUTRAL	0- 0	0- 0	0- 0				
3- 0	0- 0	0- 0	CONFERENCE	1- 0	0- 0	2- 0				
1- 0	0- 0	0- 0	HOME	0- 0	0- 0	1- 0				
2- 0	0- 0	0- 0	AWAY	1- 0	0- 0	1- 0				
0- 0	0- 0	0- 0	NEUTRAL	0- 0	0- 0	0- 0				

RPI 1-25				RPI 26-50				RPI 51-100				RPI 101+				Team's RPI: 138
RPI	S	Opponent	Score	RPI	S	Opponent	Score	RPI	S	Opponent	Score	RPI	S	Opponent	Score	
25	A	Northeastern	51 81					68	A	Bucknell	70 62	116	A	Boston College	51 78	
								70	A	Harvard	47 67	188	A	Massachusetts	55 66	
								96	A	Marist	57 68	207	H	Delaware	72 61	
												221	A	Dartmouth	44 64	
												237	H	Brown	72 51	
												303	H	Bryant	67 65	
												305	H	Army West Point	63 51	
												306	H	New Hampshire	60 39	
												314	A	Loyola Maryland	64 62	
-----																
LAST 12 Division I GAMES:																
116	A	Boston College	51 78	314	A	Loyola Maryland	64 62	68	A	Bucknell	70 62					
188	A	Massachusetts	55 66					305	H	Army West Point	63 51					
221	A	Dartmouth	44 64					70	A	Harvard	47 67					
207	H	Delaware	72 61					96	A	Marist	57 68					
306	H	New Hampshire	60 39					237	H	Brown	72 51					
303	H	Bryant	67 65													

Non-Div I Games:

Boston U.



Average RPI Win:	293	WON-LOST	WINNING	LAST 10	STRENGTH OF	OPP. STRENGTH	TEAM	ADJ.	CONF.	ADJ CONF.
Average RPI Loss:	171	RECORD	PCT. RANK	GAMES	SCHEDULE	OF SCHEDULE	RPI	RPI	RPI	RPI
DIV. I ONLY	6- 6	169	5-5	244	320	203	203	8	8	
DIV. I NON-CONF.	6- 4	125	0- 0	228	305	164	164	8	8	
-----										
TOTALS	RPI 1-25	RPI 26-50	W-L RECORDS	RPI 51-100	RPI 101-150	RPI 150+				
6- 6	0- 1	0- 0	OVERALL	0- 0	0- 0	6- 5				
4- 1	0- 0	0- 0	HOME	0- 0	0- 0	4- 1				
2- 4	0- 1	0- 0	AWAY	0- 0	0- 0	2- 3				
0- 1	0- 0	0- 0	NEUTRAL	0- 0	0- 0	0- 1				
6- 4	0- 1	0- 0	NON-CONFERENCE	0- 0	0- 0	6- 3				
4- 0	0- 0	0- 0	HOME	0- 0	0- 0	4- 0				
2- 3	0- 1	0- 0	AWAY	0- 0	0- 0	2- 2				
0- 1	0- 0	0- 0	NEUTRAL	0- 0	0- 0	0- 1				
0- 2	0- 0	0- 0	CONFERENCE	0- 0	0- 0	0- 2				
0- 1	0- 0	0- 0	HOME	0- 0	0- 0	0- 1				
0- 1	0- 0	0- 0	AWAY	0- 0	0- 0	0- 1				
0- 0	0- 0	0- 0	NEUTRAL	0- 0	0- 0	0- 0				

RPI 1-25				RPI 26-50				RPI 51-100				RPI 101+ Team's RPI: 203			
RPI	S	Opponent	Score	RPI	S	Opponent	Score	RPI	S	Opponent	Score	RPI	S	Opponent	Score
24	A	Michigan St.	69 99									152	A	Xavier	49 65
												173	N	Mercer	63 76
												193	A	Coastal Caro.	80 81
												196	A	Ball St.	70 77
												249	H	Loyol a Chi cago	88 74
												259	H	Marshall	99 76
												288	H	Western Mi ch.	82 84
												290	H	Robert Morris	61 60
												310	A	Val parai so	79 72
												318	A	Canisi us	74 53
												333	H	Detroit Mercy	79 73
LAST 12 Division I GAMES:															
318	A	Canisi us	74 53	196	A	Ball St.	70 77								
152	A	Xavier	49 65	288	H	Western Mi ch.	82 84								
173	N	Mercer	63 76	310	A	Val parai so	79 72								
193	A	Coastal Caro.	80 81	333	H	Detroit Mercy	79 73								
249	H	Loyol a Chi cago	88 74	259	H	Marshall	99 76								
290	H	Robert Morris	61 60	24	A	Michigan St.	69 99								

Non-Div I Games: Davis &amp; Elkins 63 28

Bowling Green

Loss, 
Non-Conf, S Site, 
H Home
A Away 
N Neutral



Average RPI	Win: 252	WON-LOST	WINNING	LAST 10	STRENGTH OF	OPP. STRENGTH	TEAM	ADJ.	CONF.	ADJ CONF.
Average RPI	Loss: 49	RECORD	PCT. RANK	GAMES	SCHEDULE	OF SCHEDULE	RPI	RPI	RPI	RPI
DIV. I ONLY	9- 3	55	7-3	337	49	181	181	13	13	
DIV. I NON-CONF.	9- 1	31	1- 0	344	97	133	133	13	13	
<hr/>										
TOTALS	RPI 1-25	RPI 26-50	W-L RECORDS	RPI 51-100	RPI 101-150	RPI 150+				
9- 3	0- 1	0- 0	OVERALL	0- 2	0- 0	9- 0				
5- 2	0- 1	0- 0	HOME	0- 1	0- 0	5- 0				
3- 1	0- 0	0- 0	AWAY	0- 1	0- 0	3- 0				
1- 0	0- 0	0- 0	NEUTRAL	0- 0	0- 0	1- 0				
9- 1	0- 0	0- 0	NON-CONFERENCE	0- 1	0- 0	9- 0				
5- 0	0- 0	0- 0	HOME	0- 0	0- 0	5- 0				
3- 1	0- 0	0- 0	AWAY	0- 1	0- 0	3- 0				
1- 0	0- 0	0- 0	NEUTRAL	0- 0	0- 0	1- 0				
0- 2	0- 1	0- 0	CONFERENCE	0- 1	0- 0	0- 0				
0- 2	0- 1	0- 0	HOME	0- 1	0- 0	0- 0				
0- 0	0- 0	0- 0	AWAY	0- 0	0- 0	0- 0				
0- 0	0- 0	0- 0	NEUTRAL	0- 0	0- 0	0- 0				

RPI 1-25				RPI 26-50				RPI 51-100				RPI 101+				Team's RPI: 181
RPI	S	Opponent	Score	RPI	S	Opponent	Score	RPI	S	Opponent	Score	RPI	S	Opponent	Score	
10	H	Drake	63 92					64	H	UNI	78 81	206	H	Southeast Mo. St.	85 79	
								74	A	Purdue	61 74	207	N	Delaware	59 47	
												209	H	Eastern Ill.	67 64	
												218	H	Western Ill.	82 68	
												248	H	Oakland	73 64	
												254	A	Cleveland St.	67 65	
												286	A	Fla. Atlantic	80 59	
												304	A	Omaha	80 60	
												337	H	Chicago St.	89 59	
<hr/>																
LAST 12 Division I GAMES:																
74	A	Purdue	61 74	286	A	Fla. Atlantic	80 59	64	H	UNI	78 81					
254	A	Cleveland St.	67 65					10	H	Drake	63 92					
304	A	Omaha	80 60					337	H	Chicago St.	89 59					
218	H	Western Ill.	82 68					207	N	Delaware	59 47					
248	H	Oakland	73 64					206	H	Southeast Mo. St.	85 79					
209	H	Eastern Ill.	67 64													

Non-Div I Games: Rockhurst 83 40

Bradley



Average RPI Win:	290	WON-LOST	WINNING	LAST 10	STRENGTH OF	OPP. STRENGTH	TEAM	ADJ.	CONF.	ADJ CONF.
Average RPI Loss:	133	RECORD	PCT. RANK	GAMES	SCHEDULE	OF SCHEDULE	RPI	RPI	RPI	RPI
DIV. I ONLY	6- 8	202	4-6	290	206	237	237	11	11	
DIV. I NON-CONF.	6- 8	199	0- 1	288	201	247	247	12	12	
-----										
TOTALS	RPI 1-25	RPI 26-50	W-L RECORDS	RPI 51-100	RPI 101-150	RPI 150+				
6- 8	0- 1	0- 0	OVERALL	0- 3	0- 1	6- 3				
3- 2	0- 0	0- 0	HOME	0- 1	0- 0	3- 1				
2- 6	0- 1	0- 0	AWAY	0- 2	0- 1	2- 2				
1- 0	0- 0	0- 0	NEUTRAL	0- 0	0- 0	1- 0				
6- 8	0- 1	0- 0	NON-CONFERENCE	0- 3	0- 1	6- 3				
3- 2	0- 0	0- 0	HOME	0- 1	0- 0	3- 1				
2- 6	0- 1	0- 0	AWAY	0- 2	0- 1	2- 2				
1- 0	0- 0	0- 0	NEUTRAL	0- 0	0- 0	1- 0				
0- 0	0- 0	0- 0	CONFERENCE	0- 0	0- 0	0- 0				
0- 0	0- 0	0- 0	HOME	0- 0	0- 0	0- 0				
0- 0	0- 0	0- 0	AWAY	0- 0	0- 0	0- 0				
0- 0	0- 0	0- 0	NEUTRAL	0- 0	0- 0	0- 0				

RPI	S	Opponent	Score	RPI	S	Opponent	Score	RPI	S	Opponent	Score	RPI	S	Opponent	Score	Team's RPI: 237
19	A	Rutgers	52 73					68	H	Bucknell	78 91	138	A	Boston U.	51 72	
								79	A	Maine	96 102	186	A	Rhode Island	67 72	
								85	A	Northern Ill.	102 109	188	H	Massachusetts	61 90	
												230	A	Holy Cross	89 85	
												277	H	Central Conn. St.	68 63	
												285	H	Fairfield	68 49	
												303	A	Bryant	57 75	
												303	N	Bryant	84 68	
												306	H	New Hampshire	76 70	
												337	A	Chicago St.	90 65	
LAST 12 Division I GAMES:																
79	A	Maine	96 102	186	A	Rhode Island	67 72									
303	N	Bryant	84 68	19	A	Rutgers	52 73									
68	H	Bucknell	78 91	85	A	Northern Ill.	102 109									
188	H	Massachusetts	61 90	337	A	Chicago St.	90 65									
285	H	Fairfield	68 49	306	H	New Hampshire	76 70									
230	A	Holy Cross	89 85	138	A	Boston U.	51 72									

Non-Div I Games: Johnson &amp; Wales (RI) 78 46 Adelphi 75 62

Brown



Average RPI Win: 296		WON-LOST	WINNING	LAST 10	STRENGTH OF		OPP. STRENGTH	TEAM	ADJ.	CONF.	ADJ CONF.
Loss: 175		RECORD	PCT. RANK	GAMES	SCHEDULE		OF SCHEDULE	RPI	RPI	RPI	RPI
DIV. I ONLY		3- 10	287	1-9	237		303	303	303	31	31
DIV. I NON-CONF.		2- 9	297	0- 1	181		245	285	285	31	31
TOTALS		RPI 1-25	RPI 26-50	W-L RECORDS		RPI 51-100	RPI 101-150	RPI 150+			
3- 10	0- 0	0- 0		OVERALL		0- 2	0- 4	3- 4			
2- 3	0- 0	0- 0		HOME		0- 1	0- 0	2- 2			
1- 5	0- 0	0- 0		AWAY		0- 1	0- 3	1- 1			
0- 2	0- 0	0- 0		NEUTRAL		0- 0	0- 1	0- 1			
2- 9	0- 0	0- 0		NON-CONFERENCE		0- 2	0- 4	2- 3			
1- 2	0- 0	0- 0		HOME		0- 1	0- 0	1- 1			
1- 5	0- 0	0- 0		AWAY		0- 1	0- 3	1- 1			
0- 2	0- 0	0- 0		NEUTRAL		0- 0	0- 1	0- 1			
1- 1	0- 0	0- 0		CONFERENCE		0- 0	0- 0	1- 1			
1- 1	0- 0	0- 0		HOME		0- 0	0- 0	1- 1			
0- 0	0- 0	0- 0		AWAY		0- 0	0- 0	0- 0			
0- 0	0- 0	0- 0		NEUTRAL		0- 0	0- 0	0- 0			

RPI 1-25				RPI 26-50				RPI 51-100				RPI 101+				Team's RPI: 303	
RPI	S	Opponent	Score	RPI	S	Opponent	Score	RPI	S	Opponent	Score	RPI	S	Opponent	Score		
								79	H	Maine	57	74	116	A	Boston College	46	83
								94	A	Hartford	57	67	130	N	Providence	64	72
													138	A	Boston U.	65	67
													150	A	West Virginia	48	94
													230	H	Holy Cross	62	81
													237	H	Brown	75	57
													237	N	Brown	68	84
													272	H	St. Francis Brooklyn	55	60
													299	A	UMass Lowell	58	57
													306	A	New Hampshire	74	79
													351	H	LIU Brooklyn	69	62
LAST 12 Division I GAMES:																	
								94	A	Hartford	57	67	130	N	Providence	64	72
								116	A	Boston College	46	83	272	H	St. Francis Brooklyn	55	60
								237	N	Brown	68	84	351	H	LIU Brooklyn	69	62
								306	A	New Hampshire	74	79	230	H	Holy Cross	62	81
								138	A	Boston U.	65	67	79	H	Maine	57	74
								150	A	West Virginia	48	94	237	H	Brown	75	57

### Non-Div I Games:

Bryant



Average RPI Win:	213	WON-LOST	WINNING	LAST 10	STRENGTH OF	OPP. STRENGTH	TEAM	ADJ.	CONF.	ADJ CONF.
Average RPI Loss:	80	RECORD	PCT. RANK	GAMES	SCHEDULE	OF SCHEDULE	RPI	RPI	RPI	RPI
DIV. I ONLY	11- 4	60	8-2	152	124	68	68	22	22	
DIV. I NON-CONF.	9- 3	62	0- 0	135	91	42	42	23	23	
-----										
TOTALS	RPI 1-25	RPI 26-50	W-L RECORDS	RPI 51-100	RPI 101-150	RPI 150+				
11- 4	0- 2	0- 0	OVERALL	1- 0	1- 1	9- 1				
5- 1	0- 0	0- 0	HOME	1- 0	1- 1	3- 0				
4- 3	0- 2	0- 0	AWAY	0- 0	0- 0	4- 1				
2- 0	0- 0	0- 0	NEUTRAL	0- 0	0- 0	2- 0				
9- 3	0- 2	0- 0	NON-CONFERENCE	1- 0	1- 0	7- 1				
4- 0	0- 0	0- 0	HOME	1- 0	1- 0	2- 0				
3- 3	0- 2	0- 0	AWAY	0- 0	0- 0	3- 1				
2- 0	0- 0	0- 0	NEUTRAL	0- 0	0- 0	2- 0				
2- 1	0- 0	0- 0	CONFERENCE	0- 0	0- 1	2- 0				
1- 1	0- 0	0- 0	HOME	0- 0	0- 1	1- 0				
1- 0	0- 0	0- 0	AWAY	0- 0	0- 0	1- 0				
0- 0	0- 0	0- 0	NEUTRAL	0- 0	0- 0	0- 0				

RPI	S	Opponent	Score	RPI	S	Opponent	Score	RPI	S	Opponent	Score	RPI	S	Opponent	Score
2	A	Iowa St.	61 86					87	H	Quinnipiac	75 58	103	H	Youngstown St.	73 68
5	A	Syracuse	56 70									138	H	Boston U.	62 70
												151	H	American	71 56
												174	A	Drexel	42 64
												188	N	Massachusetts	77 58
												216	A	Monmouth	70 32
												235	A	St. Bonaventure	77 46
												237	A	Brown	91 78
												258	H	Rider	80 59
												280	H	Iona	81 43
												285	N	Fairfield	77 54
												305	A	Army West Point	66 52
LAST 12 Division I GAMES:															
103	H	Youngstown St.	73 68	305	A	Army West Point	66 52	138	H	Boston U.	62 70	151	H	American	71 56
258	H	Rider	80 59	188	N	Massachusetts	77 58	2	A	Iowa St.	61 86	237	A	Brown	91 78
280	H	Iona	81 43	5	A	Syracuse	56 70								
235	A	St. Bonaventure	77 46												
237	A	Brown	91 78												
285	N	Fairfield	77 54												

Non-Div I Games:

Bucknell



Average RPI Win: **206**  
 Average RPI Loss: **36**

WON-LOST  
RECORD

WINNING  
PCT. RANK

LAST 10  
GAMES

STRENGTH OF  
SCHEDULE

OPP. STRENGTH  
OF SCHEDULE

TEAM  
RPI

ADJ.  
RPI

CONF.  
RPI

ADJ CONF.  
RPI

DIV. I ONLY	9- 4	79	7-3	98	79	53	53	8	8
DIV. I NON-CONF.	8- 3	72	0- 0	144	47	50	50	8	8
TOTALS	RPI 1-25	RPI 26-50	W-L RECORDS	RPI 51-100	RPI 101-150	RPI 150+			
9- 4	0- 2	1- 0	OVERALL	1- 2	0- 0	7- 0			
2- 2	0- 1	0- 0	HOME	0- 1	0- 0	2- 0			
5- 2	0- 1	0- 0	AWAY	0- 1	0- 0	5- 0			
2- 0	0- 0	1- 0	NEUTRAL	1- 0	0- 0	0- 0			
8- 3	0- 2	1- 0	NON-CONFERENCE	1- 1	0- 0	6- 0			
2- 1	0- 1	0- 0	HOME	0- 0	0- 0	2- 0			
4- 2	0- 1	0- 0	AWAY	0- 1	0- 0	4- 0			
2- 0	0- 0	1- 0	NEUTRAL	1- 0	0- 0	0- 0			
1- 1	0- 0	0- 0	CONFERENCE	0- 1	0- 0	1- 0			
0- 1	0- 0	0- 0	HOME	0- 1	0- 0	0- 0			
1- 0	0- 0	0- 0	AWAY	0- 0	0- 0	1- 0			
0- 0	0- 0	0- 0	NEUTRAL	0- 0	0- 0	0- 0			

RPI	S	Opponent	Score	RPI	S	Opponent	Score	RPI	S	Opponent	Score	RPI	S	Opponent	Score
3	H	Stanford	55 62	35	N	South Dakota St.	61 55	59	H	Ohio	71 74	198	A	UMES	69 63
7	A	Oregon	82 102					76	A	Dayton	59 72	217	A	Eastern Mi ch.	91 84
								86	N	Georgetown	73 64	221	A	Dartmouth	75 69
												235	H	St. Bonaventure	90 43
												263	H	Niagara	88 61
												277	A	Central Conn. St.	82 69
												318	A	Canisius	84 66
LAST 12 Division I GAMES:															
221	A	Dartmouth	75 69	217	A	Eastern Mi ch.	91 84	235	H	St. Bonaventure	90 43	3	H	Stanford	55 62
76	A	Dayton	59 72	59	H	Ohio	71 74	7	A	Oregon	82 102				
318	A	Canisius	84 66					263	H	Niagara	88 61				
277	A	Central Conn. St.	82 69												
35	N	South Dakota St.	61 55												
86	N	Georgetown	73 64												

Non-Div I Games:

Buffalo



Average RPI Win:	166	WON-LOST	WINNING	LAST 10	STRENGTH OF	OPP. STRENGTH	TEAM	ADJ.	CONF.	ADJ CONF.
Average RPI Loss:	12	RECORD	PCT. RANK	GAMES	SCHEDULE	OF SCHEDULE	RPI	RPI	RPI	RPI
DIV. I ONLY	14- 1	4	9-1	100	100	17	17	5	5	
DIV. I NON-CONF.	10- 1	19	0- 0	160	168	31	31	5	5	
-----										
TOTALS	RPI 1-25	RPI 26-50	W-L RECORDS	RPI 51-100	RPI 101-150	RPI 150+				
14- 1	0- 1	1- 0	OVERALL	2- 0	2- 0	9- 0				
9- 0	0- 0	0- 0	HOME	1- 0	2- 0	6- 0				
3- 1	0- 1	1- 0	AWAY	1- 0	0- 0	1- 0				
2- 0	0- 0	0- 0	NEUTRAL	0- 0	0- 0	2- 0				
10- 1	0- 1	0- 0	NON-CONFERENCE	0- 0	1- 0	9- 0				
7- 0	0- 0	0- 0	HOME	0- 0	1- 0	6- 0				
1- 1	0- 1	0- 0	AWAY	0- 0	0- 0	1- 0				
2- 0	0- 0	0- 0	NEUTRAL	0- 0	0- 0	2- 0				
4- 0	0- 0	1- 0	CONFERENCE	2- 0	1- 0	0- 0				
2- 0	0- 0	0- 0	HOME	1- 0	1- 0	0- 0				
2- 0	0- 0	1- 0	AWAY	1- 0	0- 0	0- 0				
0- 0	0- 0	0- 0	NEUTRAL	0- 0	0- 0	0- 0				

RPI	S	Opponent	Score	RPI	S	Opponent	Score	RPI	S	Opponent	Score	RPI	S	Opponent	Score
12	A	Indiana	46 66	33	A	Villanova	63 55	62	H	St. John's (NY)	66 45	101	H	Seton Hall	62 59
								86	A	Georgetown	59 50	139	H	Indiana St.	72 49
												161	A	Akron	63 47
												166	N	Ohio St.	66 53
												168	H	Illinois St.	58 56
												196	H	Ball St.	64 47
												209	H	Eastern Ill.	72 37
												217	N	Eastern Mich.	73 63
												218	H	Western Ill.	92 51
												268	H	Murray St.	86 65
												299	H	UMass Lowell	89 36
LAST 12 Division I GAMES:															
217	N	Eastern Mich.	73 63	62	H	St. John's (NY)	66 45	101	H	Seton Hall	62 59				
166	N	Ohio St.	66 53	86	A	Georgetown	59 50	139	H	Indiana St.	72 49				
161	A	Akron	63 47	33	A	Villanova	63 55	168	H	Illinois St.	58 56				
12	A	Indiana	46 66	299	H	UMass Lowell	89 36								
196	H	Ball St.	64 47												

Non-Div I Games:

Butler



Average RPI Win:	240	WON-LOST	WINNING	LAST 10	STRENGTH OF	OPP. STRENGTH	TEAM	ADJ.	CONF.	ADJ CONF.
Average RPI Loss:	221	RECORD	PCT. RANK	GAMES	SCHEDULE	OF SCHEDULE	RPI	RPI	RPI	RPI
DIV. I ONLY	3- 10	287	2-8	297	315	300	300	30	30	
DIV. I NON-CONF.	2- 9	297	0- 0	242	315	303	303	30	30	
-----										
TOTALS	RPI 1-25	RPI 26-50	W-L RECORDS	RPI 51-100	RPI 101-150	RPI 150+				
3- 10	0- 0	0- 0	OVERALL	1- 1	0- 1	2- 8				
1- 1	0- 0	0- 0	HOME	1- 0	0- 0	0- 1				
2- 9	0- 0	0- 0	AWAY	0- 1	0- 1	2- 7				
0- 0	0- 0	0- 0	NEUTRAL	0- 0	0- 0	0- 0				
2- 9	0- 0	0- 0	NON-CONFERENCE	1- 1	0- 1	1- 7				
1- 1	0- 0	0- 0	HOME	1- 0	0- 0	0- 1				
1- 8	0- 0	0- 0	AWAY	0- 1	0- 1	1- 6				
0- 0	0- 0	0- 0	NEUTRAL	0- 0	0- 0	0- 0				
1- 1	0- 0	0- 0	CONFERENCE	0- 0	0- 0	1- 1				
0- 0	0- 0	0- 0	HOME	0- 0	0- 0	0- 0				
1- 1	0- 0	0- 0	AWAY	0- 0	0- 0	1- 1				
0- 0	0- 0	0- 0	NEUTRAL	0- 0	0- 0	0- 0				

RPI 1-25				RPI 26-50				RPI 51-100				RPI 101+				Team's RPI: 300
RPI	S	Opponent	Score	RPI	S	Opponent	Score	RPI	S	Opponent	Score	RPI	S	Opponent	Score	
								66	A	Oregon St.	52 92	148	A	UC Irvine	78 85	
								90	H	Wright St.	76 74	177	A	North Texas	59 71	
												194	H	UC Riverside	67 79	
												214	A	Cal St. Fullerton	56 64	
												246	A	SMU	43 49	
												273	A	Utah Valley	70 78	
												279	A	UTEP	47 53	
												291	A	UC Santa Barbara	56 48	
												304	A	Omaha	46 53	
												309	A	San Jose St.	72 82	
												338	A	Seattle U	70 60	
-----																
LAST 12 Division I GAMES:																
				177	A	North Texas	59 71	273	A	Utah Valley	70 78					
				246	A	SMU	43 49	338	A	Seattle U	70 60					
				304	A	Omaha	46 53	194	H	UC Riverside	67 79					
				214	A	Cal St. Fullerton	56 64	66	A	Oregon St.	52 92					
				148	A	UC Irvine	78 85	279	A	UTEP	47 53					
				309	A	San Jose St.	72 82	291	A	UC Santa Barbara	56 48					

Non-Div I Games: Whittier 74 46 Westcliff 91 37



Average RPI Win:	235	WON-LOST	WINNING	LAST 10	STRENGTH OF	OPP. STRENGTH	TEAM	ADJ.	CONF.	ADJ CONF.
Average RPI Loss:	53	RECORD	PCT. RANK	GAMES	SCHEDULE	OF SCHEDULE	RPI	RPI	RPI	RPI
DIV. I ONLY	7- 8	182	5-5	144	41	156	156	21	21	
DIV. I NON-CONF.	6- 8	199	0- 1	121	26	144	144	21	21	
-----										
TOTALS	RPI 1-25	RPI 26-50	W-L RECORDS	RPI 51-100	RPI 101-150	RPI 150+				
7- 8	0- 3	0- 2	OVERALL	0- 2	1- 1	6- 0				
5- 2	0- 0	0- 0	HOME	0- 2	1- 0	4- 0				
2- 6	0- 3	0- 2	AWAY	0- 0	0- 1	2- 0				
0- 0	0- 0	0- 0	NEUTRAL	0- 0	0- 0	0- 0				
6- 8	0- 3	0- 2	NON-CONFERENCE	0- 2	1- 1	5- 0				
4- 2	0- 0	0- 0	HOME	0- 2	1- 0	3- 0				
2- 6	0- 3	0- 2	AWAY	0- 0	0- 1	2- 0				
0- 0	0- 0	0- 0	NEUTRAL	0- 0	0- 0	0- 0				
1- 0	0- 0	0- 0	CONFERENCE	0- 0	0- 0	1- 0				
1- 0	0- 0	0- 0	HOME	0- 0	0- 0	1- 0				
0- 0	0- 0	0- 0	AWAY	0- 0	0- 0	0- 0				
0- 0	0- 0	0- 0	NEUTRAL	0- 0	0- 0	0- 0				

RPI	S	Opponent	Score	RPI	S	Opponent	Score	RPI	S	Opponent	Score	RPI	S	Opponent	Score	Team's RPI: 156
3	A	Stanford	43 69	43	A	Southern Cal i forn i a	42 58	70	H	Harvard	55 75	102	H	Washington St.	65 52	
10	A	Drake	63 73	45	A	Boi se St.	63 74	95	H	Loyol a Marymount	53 72	136	A	Idaho	73 88	
21	A	Cal i forn i a	42 67									169	A	Santa Clara	53 38	
												202	H	San Diego St.	77 74	
												270	H	Cal i forn i a Bapti st	73 67	
												291	H	UC Santa Barbara	73 65	
												304	A	Omaha	64 52	
												309	H	San Jose St.	76 40	
-----																
LAST 12 Divi s i on I GAMES:																
43	A	Southern Cal i forn i a	42 58	70	H	Harvard	55 75	291	H	UC Santa Barbara	73 65	3	A	Stanford	43 69	
202	H	San Diego St.	77 74					309	H	San Jose St.	76 40	102	H	Washington St.	65 52	
95	H	Loyol a Marymount	53 72					10	A	Drake	63 73					
21	A	Cal i forn i a	42 67													
169	A	Santa Clara	53 38													
270	H	Cal i forn i a Bapti st	73 67													

Non-Di v I Games:

CSUN



Average RPI Win: 284

Average RPI Loss: 132

WON-LOST  
RECORDWINNING  
PCT. RANKLAST 10  
GAMESSTRENGTH OF  
SCHEDULEOPP. STRENGTH  
OF SCHEDULETEAM  
RPIADJ.  
RPICONF.  
RPIADJ CONF.  
RPI

DIV. I ONLY	2- 9	307	2-8	221	138	293	293	21	21
DIV. I NON-CONF.	2- 8	293	0- 0	275	85	307	307	21	21
-----									
TOTALS	RPI 1-25	RPI 26-50	W-L RECORDS	RPI 51-100	RPI 101-150	RPI 150+			
2- 9	0- 0	0- 2	OVERALL	0- 1	0- 3	2- 3			
1- 4	0- 0	0- 1	HOME	0- 0	0- 2	1- 1			
1- 4	0- 0	0- 1	AWAY	0- 1	0- 1	1- 1			
0- 1	0- 0	0- 0	NEUTRAL	0- 0	0- 0	0- 1			
2- 8	0- 0	0- 2	NON-CONFERENCE	0- 1	0- 2	2- 3			
1- 3	0- 0	0- 1	HOME	0- 0	0- 1	1- 1			
1- 4	0- 0	0- 1	AWAY	0- 1	0- 1	1- 1			
0- 1	0- 0	0- 0	NEUTRAL	0- 0	0- 0	0- 1			
0- 1	0- 0	0- 0	CONFERENCE	0- 0	0- 1	0- 0			
0- 1	0- 0	0- 0	HOME	0- 0	0- 1	0- 0			
0- 0	0- 0	0- 0	AWAY	0- 0	0- 0	0- 0			
0- 0	0- 0	0- 0	NEUTRAL	0- 0	0- 0	0- 0			

RPI 1-25				RPI 26-50				RPI 51-100				RPI 101+ Team's RPI: 293			
RPI	S	Opponent	Score	RPI	S	Opponent	Score	RPI	S	Opponent	Score	RPI	S	Opponent	Score
				29	A	UCLA	35 81	66	A	Oregon St.	54 79	110	A	Fresno St.	58 76
				39	H	Saint Mary's (CA)	51 69					141	H	Illinois	51 74
												148	H	UC Irvine	59 75
												180	H	Pepperdine	63 70
												229	H	Eastern Wash.	59 55
												234	A	Sacramento St.	85 88
												241	N	San Francisco	62 65
												338	A	Seattle U	60 50
-----															
LAST 12 Division I GAMES:															
				229	H	Eastern Wash.	59 55	148	H	UC Irvine	59 75				
				180	H	Pepperdine	63 70	29	A	UCLA	35 81				
				141	H	Illinois	51 74	338	A	Seattle U	60 50				
				241	N	San Francisco	62 65	39	H	Saint Mary's (CA)	51 69				
				110	A	Fresno St.	58 76	66	A	Oregon St.	54 79				
				234	A	Sacramento St.	85 88								

Non-Div I Games: Academy of Art 87 65

Cal Poly

■ Loss, 
 ■ Non-Conf, 
 S Site, 
 H Home 
 A Away 
 N Neutral



Average RPI Win: 281

Average RPI Loss: 141

WON-LOST  
RECORDWINNING  
PCT. RANKLAST 10  
GAMESSTRENGTH OF  
SCHEDULEOPP. STRENGTH  
OF SCHEDULETEAM  
RPIADJ.  
RPICONF.  
RPIADJ CONF.  
RPIDIV. I ONLY  
DIV. I NON-CONF.8- 5  
7- 5108  
1327-3  
0- 0326  
316227  
227214  
227214  
22721  
2121  
21

TOTALS

RPI 1-25

RPI 26-50

W-L RECORDS

RPI 51-100

RPI 101-150

RPI 150+

8- 5  
4- 3  
4- 2  
0- 00- 0  
0- 0  
0- 0  
0- 00- 0  
0- 0  
0- 0  
0- 0OVERALL  
HOME  
AWAY  
NEUTRAL0- 1  
0- 1  
0- 0  
0- 00- 1  
0- 0  
0- 1  
0- 08- 3  
4- 2  
4- 1  
0- 07- 5  
3- 3  
4- 2  
0- 00- 0  
0- 0  
0- 0  
0- 00- 0  
0- 0  
0- 0  
0- 0NON-CONFERENCE  
HOME  
AWAY  
NEUTRAL0- 1  
0- 1  
0- 0  
0- 00- 1  
0- 0  
0- 1  
0- 07- 3  
3- 2  
4- 1  
0- 01- 0  
1- 0  
0- 0  
0- 00- 0  
0- 0  
0- 0  
0- 00- 0  
0- 0  
0- 0  
0- 0CONFERENCE  
HOME  
AWAY  
NEUTRAL0- 0  
0- 0  
0- 0  
0- 00- 0  
0- 0  
0- 0  
0- 01- 0  
1- 0  
0- 0  
0- 0

RPI 1-25

RPI 26-50

RPI 51-100

RPI 101+

Team's RPI: 214

RPI S Opponent Score

RPI S Opponent Score

RPI S Opponent Score

RPI S Opponent Score

54 H Pacific 64 72

115 A Washington 74 83

165 A Portland 74 83

169 H Santa Clara 60 64

202 H San Diego St. 72 83

221 H Dartmouth 67 62

264 A Columbia 61 58

270 A California Baptist 79 65

273 H Utah Valley 56 55

284 H Hawaii 72 68

297 A Saint Peter's 69 45

300 H CSU Bakersfield 64 56

338 A Seattle U 57 54

LAST 12 Division I GAMES:

300	H	CSU Bakersfield	64	56	284	H	Hawaii	72	68
221	H	Dartmouth	67	62	273	H	Utah Valley	56	55
165	A	Portland	74	83	54	H	Pacific	64	72
169	H	Santa Clara	60	64	297	A	Saint Peter's	69	45
202	H	San Diego St.	72	83	264	A	Columbia	61	58
270	A	California Baptist	79	65	115	A	Washington	74	83

Cal St. Fullerton

Cal St. Fullerton

Non-Div I Games: Antelope Valley 77 65

Cal St. Fullerton

Loss, Non-Conf, S Site, H Home A Away N Neutral



Average RPI	Win:	111	WON-LOST	WINNING	LAST 10	STRENGTH OF	OPP. STRENGTH	TEAM	ADJ.	CONF.	ADJ CONF.
Average RPI	Loss:	35	RECORD	PCT. RANK	GAMES	SCHEDULE	OF SCHEDULE	RPI	RPI	RPI	RPI
DIV. I ONLY		10- 3		50	7-3	18	26	21	21	2	2
DIV. I NON-CONF.		9- 2		43	0- 0	27	44	15	15	2	2
-----											
TOTALS	RPI 1-25		RPI 26-50		W-L RECORDS	RPI 51-100		RPI 101-150		RPI 150+	
10- 3	0- 1		3- 1		OVERALL	3- 1		1- 0		3- 0	
4- 3	0- 1		1- 1		HOME	0- 1		1- 0		2- 0	
4- 0	0- 0		2- 0		AWAY	1- 0		0- 0		1- 0	
2- 0	0- 0		0- 0		NEUTRAL	2- 0		0- 0		0- 0	
9- 2	0- 1		2- 0		NON-CONFERENCE	3- 1		1- 0		3- 0	
3- 2	0- 1		0- 0		HOME	0- 1		1- 0		2- 0	
4- 0	0- 0		2- 0		AWAY	1- 0		0- 0		1- 0	
2- 0	0- 0		0- 0		NEUTRAL	2- 0		0- 0		0- 0	
1- 1	0- 0		1- 1		CONFERENCE	0- 0		0- 0		0- 0	
1- 1	0- 0		1- 1		HOME	0- 0		0- 0		0- 0	
0- 0	0- 0		0- 0		AWAY	0- 0		0- 0		0- 0	
0- 0	0- 0		0- 0		NEUTRAL	0- 0		0- 0		0- 0	

RPI	S	Opponent	Score	RPI	S	Opponent	Score	RPI	S	Opponent	Score	RPI	S	Opponent	Score
6	H	UConn	66 76	29	H	UCLA	79 84	54	N	Paci fi c	81 69	113	H	Houston	80 79
				37	A	BYU	70 52	70	H	Harvard	79 85	156	H	CSUN	67 42
				39	A	Saint Mary's (CA)	81 78	72	N	Tulane	65 57	225	A	San Di ego	70 53
				43	H	Southern Cal i forni a	66 59	84	A	Penn St.	75 58	291	H	UC Santa Barbara	69 45
-----															
LAST 12 Division I GAMES:															
				39	A	Saint Mary's (CA)	81 78	43	H	Southern Cal i forni a	66 59				
				156	H	CSUN	67 42	29	H	UCLA	79 84				
				225	A	San Di ego	70 53	70	H	Harvard	79 85				
				72	N	Tulane	65 57	6	H	UConn	66 76				
				54	N	Paci fi c	81 69	291	H	UC Santa Barbara	69 45				
				37	A	BYU	70 52	84	A	Penn St.	75 58				

Non-Di v I Games:

Cal i forni a



Average RPI Win:	241	WON-LOST	WINNING	LAST 10	STRENGTH OF	OPP. STRENGTH	TEAM	ADJ.	CONF.	ADJ CONF.
Average RPI Loss:	167	RECORD	PCT. RANK	GAMES	SCHEDULE	OF SCHEDULE	RPI	RPI	RPI	RPI

DIV. I ONLY	3- 8	274	5-5	268	209	270	270	30	30
DIV. I NON-CONF.	3- 6	241	0- 0	272	184	264	264	30	30
-----									
TOTALS	RPI 1-25	RPI 26-50	W-L RECORDS	RPI 51-100	RPI 101-150	RPI 150+			
3- 8	0- 0	0- 1	OVERALL	0- 0	0- 1	3- 6			
1- 2	0- 0	0- 0	HOME	0- 0	0- 1	1- 1			
2- 5	0- 0	0- 0	AWAY	0- 0	0- 0	2- 5			
0- 1	0- 0	0- 1	NEUTRAL	0- 0	0- 0	0- 0			
3- 6	0- 0	0- 1	NON-CONFERENCE	0- 0	0- 1	3- 4			
1- 2	0- 0	0- 0	HOME	0- 0	0- 1	1- 1			
2- 3	0- 0	0- 0	AWAY	0- 0	0- 0	2- 3			
0- 1	0- 0	0- 1	NEUTRAL	0- 0	0- 0	0- 0			
0- 2	0- 0	0- 0	CONFERENCE	0- 0	0- 0	0- 2			
0- 0	0- 0	0- 0	HOME	0- 0	0- 0	0- 0			
0- 2	0- 0	0- 0	AWAY	0- 0	0- 0	0- 2			
0- 0	0- 0	0- 0	NEUTRAL	0- 0	0- 0	0- 0			

RPI 1-25	RPI 26-50	RPI 51-100	RPI 101+ Team's RPI: 270
RPI S Opponent Score	RPI S Opponent Score	RPI S Opponent Score	RPI S Opponent Score
	37 N <b>BYU</b> 69 <b>76</b>		104 <b>H</b> <b>Idaho St.</b> 57 <b>72</b>
			156 <b>A</b> <b>CSUN</b> 67 <b>73</b>
			160 <b>A</b> New Mexico St. 69 <b>76</b>
			194 <b>H</b> <b>UC Riverside</b> 65 57
			202 <b>A</b> San Diego St. 67 <b>83</b>
			205 <b>A</b> Northern Ariz. 88 <b>91</b>
			214 <b>H</b> Cal St. Fullerton 65 <b>79</b>
			238 <b>A</b> Long Beach St. 85 83
			255 <b>A</b> UTRGV 56 <b>60</b>
			291 <b>A</b> <b>UC Santa Barbara</b> 76 64
LAST 12 Division I GAMES:			
37 N <b>BYU</b> 69 <b>76</b>	255 <b>A</b> UTRGV 56 <b>60</b>	160 <b>A</b> New Mexico St. 69 <b>76</b>	
202 <b>A</b> San Diego St. 67 <b>83</b>	291 <b>A</b> <b>UC Santa Barbara</b> 76 64	194 <b>H</b> <b>UC Riverside</b> 65 57	
205 <b>A</b> Northern Ariz. 88 <b>91</b>	156 <b>A</b> <b>CSUN</b> 67 <b>73</b>		
214 <b>H</b> Cal St. Fullerton 65 <b>79</b>			
238 <b>A</b> Long Beach St. 85 83			
104 <b>H</b> <b>Idaho St.</b> 57 <b>72</b>			



Average RPI Win:	315	WON-LOST	WINNING	LAST 10	STRENGTH OF	OPP. STRENGTH	TEAM	ADJ.	CONF.	ADJ CONF.
Average RPI Loss:	155	RECORD	PCT. RANK	GAMES	SCHEDULE	OF SCHEDULE	RPI	RPI	RPI	RPI
DIV. I ONLY	7- 4	103	7-3	331	325	242	242	29	29	
DIV. I NON-CONF.	6- 3	91	1- 0	318	316	212	212	29	29	
-----										
TOTALS	RPI 1-25	RPI 26-50	W-L RECORDS	RPI 51-100	RPI 101-150	RPI 150+				
7- 4	0- 0	0- 0	OVERALL	0- 1	0- 1	7- 2				
3- 3	0- 0	0- 0	HOME	0- 1	0- 0	3- 2				
3- 1	0- 0	0- 0	AWAY	0- 0	0- 1	3- 0				
1- 0	0- 0	0- 0	NEUTRAL	0- 0	0- 0	1- 0				
6- 3	0- 0	0- 0	NON-CONFERENCE	0- 1	0- 1	6- 1				
2- 2	0- 0	0- 0	HOME	0- 1	0- 0	2- 1				
3- 1	0- 0	0- 0	AWAY	0- 0	0- 1	3- 0				
1- 0	0- 0	0- 0	NEUTRAL	0- 0	0- 0	1- 0				
1- 1	0- 0	0- 0	CONFERENCE	0- 0	0- 0	1- 1				
1- 1	0- 0	0- 0	HOME	0- 0	0- 0	1- 1				
0- 0	0- 0	0- 0	AWAY	0- 0	0- 0	0- 0				
0- 0	0- 0	0- 0	NEUTRAL	0- 0	0- 0	0- 0				

RPI 1-25				RPI 26-50				RPI 51-100				RPI 101+				Team's RPI: 242
RPI	S	Opponent	Score	RPI	S	Opponent	Score	RPI	S	Opponent	Score	RPI	S	Opponent	Score	
								61	H	Old Dominion	59 83	116	A	Boston College	56 76	
												220	H	Howard	64 69	
												224	H	Gardner-Webb	38 52	
												302	A	Norfolk St.	57 49	
												304	N	Omaha	65 52	
												312	H	Presbyteria n	51 46	
												315	A	FIU	59 54	
												317	H	UNC Greensboro	53 49	
												321	A	Western Caro.	63 37	
												335	H	Col. of Charleston	66 65	
LAST 12 Division I GAMES:																
				304	N	Omaha	65 52	315	A	FIU	59 54					
				302	A	Norfolk St.	57 49	224	H	Gardner-Webb	38 52					
				335	H	Col. of Charleston	66 65	312	H	Presbyteria n	51 46					
				321	A	Western Caro.	63 37	116	A	Boston College	56 76					
				61	H	Old Dominion	59 83	220	H	Howard	64 69					
								317	H	UNC Greensboro	53 49					

Non-Div I Games: William Peace 65 36 Columbia (SC) 93 46

Campbell



Average RPI Win:	319	WON-LOST	WINNING	LAST 10	STRENGTH OF	OPP. STRENGTH	TEAM	ADJ.	CONF.	ADJ CONF.
Average RPI Loss:	174	RECORD	PCT. RANK	GAMES	SCHEDULE	OF SCHEDULE	RPI	RPI	RPI	RPI
DIV. I ONLY	3- 10	287	3-7	252	297	318	318	27	27	
DIV. I NON-CONF.	2- 9	297	0- 0	252	292	326	326	28	28	
-----										
TOTALS	RPI 1-25	RPI 26-50	W-L RECORDS	RPI 51-100	RPI 101-150	RPI 150+				
3- 10	0- 0	0- 0	OVERALL	0- 2	0- 2	3- 6				
2- 6	0- 0	0- 0	HOME	0- 2	0- 2	2- 2				
1- 4	0- 0	0- 0	AWAY	0- 0	0- 0	1- 4				
0- 0	0- 0	0- 0	NEUTRAL	0- 0	0- 0	0- 0				
2- 9	0- 0	0- 0	NON-CONFERENCE	0- 1	0- 2	2- 6				
1- 5	0- 0	0- 0	HOME	0- 1	0- 2	1- 2				
1- 4	0- 0	0- 0	AWAY	0- 0	0- 0	1- 4				
0- 0	0- 0	0- 0	NEUTRAL	0- 0	0- 0	0- 0				
1- 1	0- 0	0- 0	CONFERENCE	0- 1	0- 0	1- 0				
1- 1	0- 0	0- 0	HOME	0- 1	0- 0	1- 0				
0- 0	0- 0	0- 0	AWAY	0- 0	0- 0	0- 0				
0- 0	0- 0	0- 0	NEUTRAL	0- 0	0- 0	0- 0				

RPI 1-25				RPI 26-50				RPI 51-100				RPI 101+				Team's RPI: 318
RPI	S	Opponent	Score	RPI	S	Opponent	Score	RPI	S	Opponent	Score	RPI	S	Opponent	Score	
								53	H	Buffalo	66 84	103	H	Youngstown St.	36 62	
								96	H	Marist	66 71	120	H	Miami (OH)	59 62	
												161	A	Akron	53 62	
												203	H	Bowling Green	53 74	
												235	A	St. Bonaventure	94 100	
												248	A	Oakland	60 71	
												255	H	UTRGV	53 57	
												262	A	Colgate	53 67	
												301	A	Albany (NY)	48 42	
												313	H	Vermont	67 46	
												343	H	Manhattan	47 44	
LAST 12 Division I GAMES:																
				96	H	Marist	66 71	343	H	Manhattan	47 44					
				301	A	Albany (NY)	48 42	313	H	Vermont	67 46					
				248	A	Oakland	60 71	161	A	Akron	53 62					
				262	A	Colgate	53 67	203	H	Bowling Green	53 74					
				255	H	UTRGV	53 57	53	H	Buffalo	66 84					
				235	A	St. Bonaventure	94 100	103	H	Youngstown St.	36 62					

Non-Div I Games:

Canisius



Average RPI Win:	350	WON-LOST	WINNING	LAST 10	STRENGTH OF	OPP. STRENGTH	TEAM	ADJ.	CONF.	ADJ CONF.
Average RPI Loss:	177	RECORD	PCT. RANK	GAMES	SCHEDULE	OF SCHEDULE	RPI	RPI	RPI	RPI
DIV. I ONLY	1- 8	325	3-7	291	288	331	331	25	25	
DIV. I NON-CONF.	1- 5	311	0- 0	231	230	278	278	22	22	
<hr/>										
TOTALS	RPI 1-25	RPI 26-50	W-L RECORDS	RPI 51-100	RPI 101-150	RPI 150+				
1- 8	0- 0	0- 2	OVERALL	0- 0	0- 2	1- 4				
0- 2	0- 0	0- 0	HOME	0- 0	0- 1	0- 1				
1- 6	0- 0	0- 2	AWAY	0- 0	0- 1	1- 3				
0- 0	0- 0	0- 0	NEUTRAL	0- 0	0- 0	0- 0				
1- 5	0- 0	0- 2	NON-CONFERENCE	0- 0	0- 2	1- 1				
0- 1	0- 0	0- 0	HOME	0- 0	0- 1	0- 0				
1- 4	0- 0	0- 2	AWAY	0- 0	0- 1	1- 1				
0- 0	0- 0	0- 0	NEUTRAL	0- 0	0- 0	0- 0				
0- 3	0- 0	0- 0	CONFERENCE	0- 0	0- 0	0- 3				
0- 1	0- 0	0- 0	HOME	0- 0	0- 0	0- 1				
0- 2	0- 0	0- 0	AWAY	0- 0	0- 0	0- 2				
0- 0	0- 0	0- 0	NEUTRAL	0- 0	0- 0	0- 0				

RPI 1-25				RPI 26-50				RPI 51-100				RPI 101+ Team's RPI: 331			
RPI	S	Opponent	Score	RPI	S	Opponent	Score	RPI	S	Opponent	Score	RPI	S	Opponent	Score
				42	A	Texas A&M	27 84					123	H	South Alabama	50 58
				49	A	Kansas St.	54 70					135	A	Oklahoma	52 65
												211	A	Sam Houston St.	62 66
												239	A	Southeastern La.	53 62
												292	H	A&M-Corpus Christi	65 73
												328	A	Jackson St.	56 65
												350	A	Alcorn	57 46
<hr/>															
LAST 12 Division I GAMES:															
				211	A	Sam Houston St.	62 66	239	A	Southeastern La.	53 62				
				123	H	South Alabama	50 58	292	H	A&M-Corpus Christi	65 73				
				328	A	Jackson St.	56 65	49	A	Kansas St.	54 70				
								42	A	Texas A&M	27 84				
								135	A	Oklahoma	52 65				
								350	A	Alcorn	57 46				

Non-Div I Games: Central Baptist 55 34 Crowley's Ridge 91 33 Williams Baptist 70 35 Hendrix 72 40 Central Ark.



Average RPI Win:	313	WON-LOST	WINNING	LAST 10	STRENGTH OF	OPP. STRENGTH	TEAM	ADJ.	CONF.	ADJ CONF.
Average RPI Loss:	152	RECORD	PCT. RANK	GAMES	SCHEDULE	OF SCHEDULE	RPI	RPI	RPI	RPI
DIV. I ONLY	3- 9	283	3-7	239	235	277	277	31	31	
DIV. I NON-CONF.	3- 7	256	0- 0	168	198	237	237	31	31	
-----										
TOTALS	RPI 1-25	RPI 26-50	W-L RECORDS	RPI 51-100	RPI 101-150	RPI 150+				
3- 9	0- 1	0- 0	OVERALL	0- 2	0- 2	3- 4				
1- 4	0- 0	0- 0	HOME	0- 2	0- 1	1- 1				
2- 5	0- 1	0- 0	AWAY	0- 0	0- 1	2- 3				
0- 0	0- 0	0- 0	NEUTRAL	0- 0	0- 0	0- 0				
3- 7	0- 1	0- 0	NON-CONFERENCE	0- 2	0- 2	3- 2				
1- 3	0- 0	0- 0	HOME	0- 2	0- 1	1- 0				
2- 4	0- 1	0- 0	AWAY	0- 0	0- 1	2- 2				
0- 0	0- 0	0- 0	NEUTRAL	0- 0	0- 0	0- 0				
0- 2	0- 0	0- 0	CONFERENCE	0- 0	0- 0	0- 2				
0- 1	0- 0	0- 0	HOME	0- 0	0- 0	0- 1				
0- 1	0- 0	0- 0	AWAY	0- 0	0- 0	0- 1				
0- 0	0- 0	0- 0	NEUTRAL	0- 0	0- 0	0- 0				

RPI 1-25				RPI 26-50				RPI 51-100				RPI 101+ Team's RPI: 277			
RPI	S	Opponent	Score	RPI	S	Opponent	Score	RPI	S	Opponent	Score	RPI	S	Opponent	Score
19	A	Rutgers	44 73					53	H	Buffal o	69 82	111	H	Lehi gh	62 88
								94	H	Hartford	52 54	119	A	Yale	46 58
												188	A	Massachusetts	59 74
												228	A	Sacred Heart	61 66
												237	A	Brown	63 68
												301	A	Al bany (NY)	60 53
												306	H	New Hampshi re	56 47
												320	H	Wagner	63 75
												332	A	Morgan St.	60 36
LAST 12 Division I GAMES:															
320	H	Wagner	63 75	306	H	New Hampshi re	56 47								
228	A	Sacred Heart	61 66	301	A	Al bany (NY)	60 53								
94	H	Hartford	52 54	53	H	Buffal o	69 82								
119	A	Yale	46 58	332	A	Morgan St.	60 36								
111	H	Lehi gh	62 88	188	A	Massachusetts	59 74								
237	A	Brown	63 68	19	A	Rutgers	44 73								

Non-Div I Games:

Central Conn. St.



Average RPI Win:	130	WON-LOST	WINNING	LAST 10	STRENGTH OF	OPP. STRENGTH	TEAM	ADJ.	CONF.	ADJ CONF.
Average RPI Loss:	38	RECORD	PCT. RANK	GAMES	SCHEDULE	OF SCHEDULE	RPI	RPI	RPI	RPI
DIV. I ONLY	11- 3	45	8-2	32	18	20	20	8	8	
DIV. I NON-CONF.	9- 3	62	0- 0	100	4	36	36	8	8	
-----										
TOTALS	RPI 1-25	RPI 26-50	W-L RECORDS	RPI 51-100	RPI 101-150	RPI 150+				
11- 3	1- 1	1- 1	OVERALL	2- 1	3- 0	4- 0				
4- 2	1- 1	0- 1	HOME	0- 0	1- 0	2- 0				
6- 0	0- 0	1- 0	AWAY	2- 0	1- 0	2- 0				
1- 1	0- 0	0- 0	NEUTRAL	0- 1	1- 0	0- 0				
9- 3	1- 1	1- 1	NON-CONFERENCE	1- 1	3- 0	3- 0				
3- 2	1- 1	0- 1	HOME	0- 0	1- 0	1- 0				
5- 0	0- 0	1- 0	AWAY	1- 0	1- 0	2- 0				
1- 1	0- 0	0- 0	NEUTRAL	0- 1	1- 0	0- 0				
2- 0	0- 0	0- 0	CONFERENCE	1- 0	0- 0	1- 0				
1- 0	0- 0	0- 0	HOME	0- 0	0- 0	1- 0				
1- 0	0- 0	0- 0	AWAY	1- 0	0- 0	0- 0				
0- 0	0- 0	0- 0	NEUTRAL	0- 0	0- 0	0- 0				

RPI 1-25				RPI 26-50				RPI 51-100				RPI 101+			
RPI	S	Opponent	Score	RPI	S	Opponent	Score	RPI	S	Opponent	Score	RPI	S	Opponent	Score
8	H	Louisville	68 72	26	A	Miami (FL)	90 80	59	A	Ohio	88 70	108	H	Western Ky.	108 90
23	H	UCF	75 68	35	H	South Dakota St.	71 80	72	N	Tulane	57 68	124	N	Chattanooga	73 50
								87	A	Quinnipiac	67 52	140	A	Virginia	74 61
												161	H	Akron	94 71
												170	A	Vanderbilt	66 57
												248	H	Oakland	104 61
												280	A	Iona	82 39
-----															
LAST 12 Division I GAMES:															
59	A	Ohio	88 70	8	H	Louisville	68 72	170	A	Vanderbilt	66 57				
161	H	Akron	94 71	26	A	Miami (FL)	90 80	87	A	Quinnipiac	67 52				
72	N	Tulane	57 68	35	H	South Dakota St.	71 80	280	A	Iona	82 39				
23	H	UCF	75 68					124	N	Chattanooga	73 50				
108	H	Western Ky.	108 90					140	A	Virginia	74 61				

Non-Div I Games:

Central Mich.



Average RPI Win:	0	WON-LOST	WINNING	LAST 10	STRENGTH OF	OPP. STRENGTH	TEAM	ADJ.	CONF.	ADJ CONF.
Average RPI Loss:	229	RECORD	PCT. RANK	GAMES	SCHEDULE	OF SCHEDULE	RPI	RPI	RPI	RPI
DIV. I ONLY	0- 10	344	2-8	300	343	348	348	29	29	
DIV. I NON-CONF.	0- 8	336	0- 0	293	336	349	349	29	29	
-----										
TOTALS	RPI 1-25	RPI 26-50	W-L RECORDS	RPI 51-100	RPI 101-150	RPI 150+				
0- 10	0- 0	0- 0	OVERALL	0- 0	0- 2	0- 8				
0- 4	0- 0	0- 0	HOME	0- 0	0- 1	0- 3				
0- 6	0- 0	0- 0	AWAY	0- 0	0- 1	0- 5				
0- 0	0- 0	0- 0	NEUTRAL	0- 0	0- 0	0- 0				
0- 8	0- 0	0- 0	NON-CONFERENCE	0- 0	0- 2	0- 6				
0- 3	0- 0	0- 0	HOME	0- 0	0- 1	0- 2				
0- 5	0- 0	0- 0	AWAY	0- 0	0- 1	0- 4				
0- 0	0- 0	0- 0	NEUTRAL	0- 0	0- 0	0- 0				
0- 2	0- 0	0- 0	CONFERENCE	0- 0	0- 0	0- 2				
0- 1	0- 0	0- 0	HOME	0- 0	0- 0	0- 1				
0- 1	0- 0	0- 0	AWAY	0- 0	0- 0	0- 1				
0- 0	0- 0	0- 0	NEUTRAL	0- 0	0- 0	0- 0				

RPI 1-25				RPI 26-50				RPI 51-100				RPI 101+ Team's RPI: 348			
RPI	S	Opponent	Score	RPI	S	Opponent	Score	RPI	S	Opponent	Score	RPI	S	Opponent	Score
												117	A	Georgi a	75 83
												122	H	Tennessee Tech	55 77
												159	H	Davi dson	34 72
												226	A	Fl ori da	60 70
												236	H	Jacksonville	58 68
												240	H	Hampton	66 74
												274	A	Winthrop	52 57
												278	A	North Florida	76 82
												307	A	South Carolina St.	58 67
												335	A	Col. of Charleston	52 79
-----															
LAST 12 Division I GAMES:															
274	A	Winthrop	52 57	117	A	Georgi a	75 83	278	A	North Florida	76 82	236	H	Jacksonville	58 68
240	H	Hampton	66 74	278	A	North Florida	76 82	236	H	Jacksonville	58 68	122	H	Tennessee Tech	55 77
226	A	Fl ori da	60 70	236	H	Jacksonville	58 68	307	A	South Carolina St.	58 67	159	H	Davi dson	34 72
335	A	Col. of Charleston	52 79	122	H	Tennessee Tech	55 77								

Non-Div I Games: Converse 101 50 Col umbi a (SC) 89 57 Erski ne 74 50 Charleston So.



Average RPI Win:	190	WON-LOST	WINNING	LAST 10	STRENGTH OF	OPP. STRENGTH	TEAM	ADJ.	CONF.	ADJ CONF.
Average RPI Loss:	148	RECORD	PCT. RANK	GAMES	SCHEDULE	OF SCHEDULE	RPI	RPI	RPI	RPI
DIV. I ONLY	8- 6	131	5-5	107	217	127	127	17	17	
DIV. I NON-CONF.	8- 4	91	1- 0	97	234	77	77	19	19	
<hr/>										
TOTALS	RPI 1-25	RPI 26-50	W-L RECORDS	RPI 51-100	RPI 101-150	RPI 150+				
8- 6	0- 0	0- 0	OVERALL	1- 1	1- 3	6- 2				
6- 1	0- 0	0- 0	HOME	1- 1	0- 0	5- 0				
1- 5	0- 0	0- 0	AWAY	0- 0	1- 3	0- 2				
1- 0	0- 0	0- 0	NEUTRAL	0- 0	0- 0	1- 0				
8- 4	0- 0	0- 0	NON-CONFERENCE	1- 1	1- 2	6- 1				
6- 1	0- 0	0- 0	HOME	1- 1	0- 0	5- 0				
1- 3	0- 0	0- 0	AWAY	0- 0	1- 2	0- 1				
1- 0	0- 0	0- 0	NEUTRAL	0- 0	0- 0	1- 0				
0- 2	0- 0	0- 0	CONFERENCE	0- 0	0- 1	0- 1				
0- 0	0- 0	0- 0	HOME	0- 0	0- 0	0- 0				
0- 2	0- 0	0- 0	AWAY	0- 0	0- 1	0- 1				
0- 0	0- 0	0- 0	NEUTRAL	0- 0	0- 0	0- 0				

RPI 1-25				RPI 26-50				RPI 51-100				RPI 101+				Team's RPI: 127
RPI	S	Opponent	Score	RPI	S	Opponent	Score	RPI	S	Opponent	Score	RPI	S	Opponent	Score	
								90	H	Wright St.	88 85	108	A	Western Ky.	58 76	
								93	H	Wake Forest	43 69	111	A	Lehi gh	62 60	
												114	A	Fordham	64 71	
												140	A	Vi rgi ni a	61 65	
												159	H	Davi dson	78 66	
												173	A	Mercer	40 57	
												184	H	East Carol i na	52 46	
												213	H	Bethune-Cookman	73 69	
												244	H	UNC Asheville	70 53	
												250	H	Wofford	85 63	
												259	A	Marshall	62 63	
												271	N	Li berty	63 61	
<hr/>																
LAST 12 Division I GAMES:																
111	A	Lehi gh	62 60	90	H	Wright St.	88 85	173	A	Mercer	40 57					
259	A	Marshall	62 63	93	H	Wake Forest	43 69	184	H	East Carol i na	52 46					
108	A	Western Ky.	58 76	271	N	Li berty	63 61	114	A	Fordham	64 71					
140	A	Vi rgi ni a	61 65													
213	H	Bethune-Cookman	73 69													
159	H	Davi dson	78 66													

Non-Div I Games:

Charlotte



Average RPI Win:	196	WON-LOST	WINNING	LAST 10	STRENGTH OF	OPP. STRENGTH	TEAM	ADJ.	CONF.	ADJ CONF.
Average RPI Loss:	46	RECORD	PCT. RANK	GAMES	SCHEDULE	OF SCHEDULE	RPI	RPI	RPI	RPI
DIV. I ONLY	4- 10	267	2-8	6	83	124	124	24	24	
DIV. I NON-CONF.	4- 10	264	1- 0	10	87	111	111	26	26	
-----										
TOTALS	RPI 1-25	RPI 26-50	W-L RECORDS	RPI 51-100	RPI 101-150	RPI 150+				
4- 10	0- 4	0- 1	OVERALL	1- 4	0- 1	3- 0				
1- 5	0- 2	0- 1	HOME	0- 1	0- 1	1- 0				
1- 3	0- 1	0- 0	AWAY	0- 2	0- 0	1- 0				
2- 2	0- 1	0- 0	NEUTRAL	1- 1	0- 0	1- 0				
4- 10	0- 4	0- 1	NON-CONFERENCE	1- 4	0- 1	3- 0				
1- 5	0- 2	0- 1	HOME	0- 1	0- 1	1- 0				
1- 3	0- 1	0- 0	AWAY	0- 2	0- 0	1- 0				
2- 2	0- 1	0- 0	NEUTRAL	1- 1	0- 0	1- 0				
0- 0	0- 0	0- 0	CONFERENCE	0- 0	0- 0	0- 0				
0- 0	0- 0	0- 0	HOME	0- 0	0- 0	0- 0				
0- 0	0- 0	0- 0	AWAY	0- 0	0- 0	0- 0				
0- 0	0- 0	0- 0	NEUTRAL	0- 0	0- 0	0- 0				

RPI 1-25				RPI 26-50				RPI 51-100				RPI 101+ Team's RPI: 124			
RPI	S	Opponent	Score	RPI	S	Opponent	Score	RPI	S	Opponent	Score	RPI	S	Opponent	Score
8	H	Louisville	49 75	35	H	South Dakota St.	54 71	51	H	Belmont	51 67	117	H	UT Martin	79 81
9	H	NC State	58 78					55	A	Virginia Tech	59 74	195	N	Saint Louis	71 61
20	N	Central Mich.	50 73					62	A	Northern Colo.	65 68	240	A	Hampton	58 50
23	A	UCF	37 75					78	N	Middle Tenn.	47 58	271	H	Liberty	75 60
								79	N	Maine	66 61				
LAST 12 Division I GAMES:															
				79	N	Maine	66 61	23	A	UCF	37 75				
				78	N	Middle Tenn.	47 58	117	H	UT Martin	79 81				
				9	H	NC State	58 78	20	N	Central Mich.	50 73				
				51	H	Belmont	51 67	195	N	Saint Louis	71 61				
				62	A	Northern Colo.	65 68	271	H	Liberty	75 60				
				35	H	South Dakota St.	54 71	55	A	Virginia Tech	59 74				

Non-Div I Games: Lee

61 55

Chattanooga



Average RPI Win:	0	WON-LOST	WINNING	LAST 10	STRENGTH OF	OPP. STRENGTH	TEAM	ADJ.	CONF.	ADJ CONF.
Average RPI Loss:	200	RECORD	PCT. RANK	GAMES	SCHEDULE	OF SCHEDULE	RPI	RPI	RPI	RPI
DIV. I ONLY	0- 14	344	0-10	148	346	337	337	30	30	
DIV. I NON-CONF.	0- 13	336	0- 0	134	347	336	336	30	30	
-----										
TOTALS	RPI 1-25	RPI 26-50	W-L RECORDS	RPI 51-100	RPI 101-150	RPI 150+				
0- 14	0- 0	0- 0	OVERALL	0- 2	0- 2	0- 10				
0- 6	0- 0	0- 0	HOME	0- 0	0- 1	0- 5				
0- 7	0- 0	0- 0	AWAY	0- 2	0- 1	0- 4				
0- 1	0- 0	0- 0	NEUTRAL	0- 0	0- 0	0- 1				
0- 13	0- 0	0- 0	NON-CONFERENCE	0- 2	0- 2	0- 9				
0- 5	0- 0	0- 0	HOME	0- 0	0- 1	0- 4				
0- 7	0- 0	0- 0	AWAY	0- 2	0- 1	0- 4				
0- 1	0- 0	0- 0	NEUTRAL	0- 0	0- 0	0- 1				
0- 1	0- 0	0- 0	CONFERENCE	0- 0	0- 0	0- 1				
0- 1	0- 0	0- 0	HOME	0- 0	0- 0	0- 1				
0- 0	0- 0	0- 0	AWAY	0- 0	0- 0	0- 0				
0- 0	0- 0	0- 0	NEUTRAL	0- 0	0- 0	0- 0				

RPI 1-25				RPI 26-50				RPI 51-100				RPI 101+				Team's RPI: 337
RPI	S	Opponent	Score	RPI	S	Opponent	Score	RPI	S	Opponent	Score	RPI	S	Opponent	Score	
								83	A	Northwestern	35 97	142	A	Wisconsin	38 85	
								85	A	Northern Ill.	52 114	145	H	UAB	45 90	
												152	A	Xavier	57 91	
												181	A	Bradley	59 89	
												182	H	UMKC	58 111	
												190	A	Morehead St.	68 104	
												232	H	SIUE	66 82	
												237	H	Brown	65 90	
												249	A	Loyola Chicago	40 76	
												272	N	St. Francis Brooklyn	73 110	
												310	H	Valparaiso	70 76	
												345	H	Evansville	58 67	
LAST 12 Division I GAMES:																
182	H	UMKC	58 111	232	H	SIUE	66 82									
237	H	Brown	65 90	310	H	Valparaiso	70 76									
181	A	Bradley	59 89	249	A	Loyola Chicago	40 76									
85	A	Northern Ill.	52 114	145	H	UAB	45 90									
83	A	Northwestern	35 97	190	A	Morehead St.	68 104									
142	A	Wisconsin	38 85	272	N	St. Francis Brooklyn	73 110									

Non-Div I Games:

Chicago St.



Average RPI Win: 224	WON-LOST RECORD	WINNING PCT. RANK	LAST 10 GAMES	STRENGTH OF SCHEDULE	OPP. STRENGTH OF SCHEDULE	TEAM RPI	ADJ. RPI	CONF. RPI	ADJ. CONF. RPI
Average RPI Loss: 105									
DIV. I ONLY	9- 6	116	6-4	137	208	132	132	9	9
DIV. I NON-CONF.	8- 5	120	0- 0	167	238	145	145	9	9
-----									
TOTALS	RPI 1-25	RPI 26-50	W-L RECORDS	RPI 51-100	RPI 101-150	RPI 150+			
9- 6	0- 1	0- 0	OVERALL	0- 2	1- 1	8- 2			
8- 1	0- 0	0- 0	HOME	0- 1	1- 0	7- 0			
1- 5	0- 1	0- 0	AWAY	0- 1	0- 1	1- 2			
0- 0	0- 0	0- 0	NEUTRAL	0- 0	0- 0	0- 0			
8- 5	0- 0	0- 0	NON-CONFERENCE	0- 2	1- 1	7- 2			
7- 1	0- 0	0- 0	HOME	0- 1	1- 0	6- 0			
1- 4	0- 0	0- 0	AWAY	0- 1	0- 1	1- 2			
0- 0	0- 0	0- 0	NEUTRAL	0- 0	0- 0	0- 0			
1- 1	0- 1	0- 0	CONFERENCE	0- 0	0- 0	1- 0			
1- 0	0- 0	0- 0	HOME	0- 0	0- 0	1- 0			
0- 1	0- 1	0- 0	AWAY	0- 0	0- 0	0- 0			
0- 0	0- 0	0- 0	NEUTRAL	0- 0	0- 0	0- 0			

RPI	S	Opponent	Score	RPI	S	Opponent	Score	RPI	S	Opponent	Score	RPI	S	Opponent	Score	Team's RPI: 132
6	A	UConn	38 <b>82</b>					61	H	Old Dominion	72 <b>76</b>	119	H	Yale	66 52	
								82	A	Pittsburgh	48 <b>65</b>	120	A	Miami (OH)	65 <b>78</b>	
												152	H	Xavier	79 61	
												163	H	VCU	66 54	
												166	A	Ohio St.	56 <b>69</b>	
												195	A	Saint Louis	51 50	
												196	A	Ball St.	63 <b>75</b>	
												220	H	Howard	85 51	
												246	H	SMU	69 57	
												265	H	ETSU	77 64	
												324	H	Lipscomb	71 55	
												330	H	Austin Peay	69 48	
-----																
LAST 12 Division I GAMES:																
6	A	UConn	38 <b>82</b>	166	A	Ohio St.	56 <b>69</b>	196	A	Ball St.	63 <b>75</b>	324	H	Lipscomb	71 55	
246	H	SMU	69 57	196	A	Ball St.	63 <b>75</b>	324	H	Lipscomb	71 55	119	H	Yale	66 52	
220	H	Howard	85 51	196	A	Ball St.	63 <b>75</b>	324	H	Lipscomb	71 55	195	A	Saint Louis	51 50	
152	H	Xavier	79 61	119	H	Yale	66 52	195	A	Saint Louis	51 50	82	A	Pittsburgh	48 <b>65</b>	
163	H	VCU	66 54	195	A	Saint Louis	51 50	82	A	Pittsburgh	48 <b>65</b>					
120	A	Miami (OH)	65 <b>78</b>	82	A	Pittsburgh	48 <b>65</b>									

Non-Div I Games:

Cincinnati



C  
l  
e  
m  
s  
o  
n

Clemson				Through Games Of Jan. 9, 2019							
Average RPI	Win:	180	WON-LOST	WINNING	LAST 10	STRENGTH OF	OPP. STRENGTH	TEAM	ADJ.	CONF.	ADJ CONF.
Average RPI	Loss:	67	RECORD	PCT. RANK	GAMES	SCHEDULE	OF SCHEDULE	RPI	RPI	RPI	RPI
DIV. I ONLY			10- 5	89	8-2	90	52	97	97	1	1
DIV. I NON-CONF.			9- 4	85	1- 0	110	95	87	87	1	1
-----											
TOTALS		RPI 1-25		RPI 26-50	W-L RECORDS	RPI 51-100		RPI 101-150		RPI 150+	
10- 5	0- 1			0- 2	OVERALL	1- 0		4- 1		5- 1	
9- 2	0- 1			0- 0	HOME	1- 0		3- 0		5- 1	
0- 2	0- 0			0- 1	AWAY	0- 0		0- 1		0- 0	
1- 1	0- 0			0- 1	NEUTRAL	0- 0		1- 0		0- 0	
9- 4	0- 0			0- 2	NON-CONFERENCE	1- 0		3- 1		5- 1	
8- 1	0- 0			0- 0	HOME	1- 0		2- 0		5- 1	
0- 2	0- 0			0- 1	AWAY	0- 0		0- 1		0- 0	
1- 1	0- 0			0- 1	NEUTRAL	0- 0		1- 0		0- 0	
1- 1	0- 1			0- 0	CONFERENCE	0- 0		1- 0		0- 0	
1- 1	0- 1			0- 0	HOME	0- 0		1- 0		0- 0	
0- 0	0- 0			0- 0	AWAY	0- 0		0- 0		0- 0	
0- 0	0- 0			0- 0	NEUTRAL	0- 0		0- 0		0- 0	

RPI 1-25				RPI 26-50				RPI 51-100 Team's RPI: 97				RPI 101+			
RPI	S	Opponent	Score	RPI	S	Opponent	Score	RPI	S	Opponent	Score	RPI	S	Opponent	Score
5	H	Syracuse	75 84	28	N	Tennessee	66 78	51	H	Belmont	65 62	109	A	Alabama	56 76
				34	A	South Carolina	57 69					131	H	Appalachian St.	87 48
												135	N	Oklahoma	74 62
												140	H	Virginia	71 65
												141	H	Illinois	69 67
												159	H	Davidson	80 90
												183	H	High Point	83 64
												186	H	Rhode Island	80 67
												250	H	Wofford	85 77
												259	H	Marshall	68 54
												324	H	Lipscomb	68 26
-----															
LAST 12 Division I GAMES:															
135	N	Oklahoma	74 62	186	H	Rhode Island	80 67								
140	H	Virginia	71 65	183	H	High Point	83 64								
5	H	Syracuse	75 84	51	H	Belmont	65 62								
131	H	Appalachian St.	87 48	141	H	Illinois	69 67								
259	H	Marshall	68 54	28	N	Tennessee	66 78								
159	H	Davidson	80 90	109	A	Alabama	56 76								

C  
l  
e  
m  
s  
o  
n

Non-Div I Games:

Clemson



Cleveland St.

Cleveland St.				Through Games Of Jan. 9, 2019						
Average RPI Win:	269	WON-LOST	WINNING	LAST 10	STRENGTH OF	OPP. STRENGTH	TEAM	ADJ.	CONF.	ADJ CONF.
Average RPI Loss:	156	RECORD	PCT. RANK	GAMES	SCHEDULE	OF SCHEDULE	RPI	RPI	RPI	RPI
DIV. I ONLY		4- 9	256	3-7	188	283	254	254	19	19
DIV. I NON-CONF.		1- 8	322	0- 0	36	329	266	266	16	16
-----										
TOTALS	RPI 1-25		RPI 26-50		W-L RECORDS	RPI 51-100	RPI 101-150		RPI 150+	
4- 9	0- 0		0- 0		OVERALL	0- 3	0- 1		4- 5	
2- 3	0- 0		0- 0		HOME	0- 1	0- 1		2- 1	
2- 5	0- 0		0- 0		AWAY	0- 1	0- 0		2- 4	
0- 1	0- 0		0- 0		NEUTRAL	0- 1	0- 0		0- 0	
1- 8	0- 0		0- 0		NON-CONFERENCE	0- 3	0- 0		1- 5	
1- 2	0- 0		0- 0		HOME	0- 1	0- 0		1- 1	
0- 5	0- 0		0- 0		AWAY	0- 1	0- 0		0- 4	
0- 1	0- 0		0- 0		NEUTRAL	0- 1	0- 0		0- 0	
3- 1	0- 0		0- 0		CONFERENCE	0- 0	0- 1		3- 0	
1- 1	0- 0		0- 0		HOME	0- 0	0- 1		1- 0	
2- 0	0- 0		0- 0		AWAY	0- 0	0- 0		2- 0	
0- 0	0- 0		0- 0		NEUTRAL	0- 0	0- 0		0- 0	

RPI 1-25				RPI 26-50				RPI 51-100				RPI 101+ Team's RPI: 254			
RPI	S	Opponent	Score	RPI	S	Opponent	Score	RPI	S	Opponent	Score	RPI	S	Opponent	Score
								59	A	Ohio	54 72	107	H	IUPUI	50 75
								72	N	Tulane	72 81	168	H	Illinois St.	67 63
								91	H	Toledo	60 65	181	H	Bradley	65 67
												196	A	Ball St.	62 67
												217	A	Eastern Mich.	63 69
												225	A	San Diego	82 83
												248	A	Oakland	64 62
												259	A	Marshall	64 86
												325	H	UIC	71 53
												333	A	Detroit Mercy	67 49
-----															
LAST 12 Division I GAMES:															
				325	H	UIC	71 53	91	H	Toledo	60 65				
				107	H	IUPUI	50 75	59	A	Ohio	54 72				
				333	A	Detroit Mercy	67 49	72	N	Tulane	72 81				
				248	A	Oakland	64 62	225	A	San Diego	82 83				
				181	H	Bradley	65 67	168	H	Illinois St.	67 63				
				259	A	Marshall	64 86	196	A	Ball St.	62 67				

Non-Div I Games: Lake Erie 79 49 Salem (WV) 113 81 Cleveland St.

Cleveland St.



Average RPI Win: 298

Average RPI Loss: 115

WON-LOST  
RECORDWINNING  
PCT. RANKLAST 10  
GAMESSTRENGTH OF  
SCHEDULEOPP. STRENGTH  
OF SCHEDULETEAM  
RPIADJ.  
RPICONF.  
RPIADJ CONF.  
RPI

DIV. I ONLY	6- 5	144	6-4	158	345	193	193	15	15
DIV. I NON-CONF.	6- 3	91	0- 0	281	337	193	193	17	17
TOTALS	RPI 1-25	RPI 26-50	W-L RECORDS	RPI 51-100	RPI 101-150	RPI 150+			
6- 5	0- 0	0- 1	OVERALL	0- 0	0- 3	6- 1			
4- 2	0- 0	0- 0	HOME	0- 0	0- 2	4- 0			
2- 1	0- 0	0- 0	AWAY	0- 0	0- 0	2- 1			
0- 2	0- 0	0- 1	NEUTRAL	0- 0	0- 1	0- 0			
6- 3	0- 0	0- 1	NON-CONFERENCE	0- 0	0- 1	6- 1			
4- 0	0- 0	0- 0	HOME	0- 0	0- 0	4- 0			
2- 1	0- 0	0- 0	AWAY	0- 0	0- 0	2- 1			
0- 2	0- 0	0- 1	NEUTRAL	0- 0	0- 1	0- 0			
0- 2	0- 0	0- 0	CONFERENCE	0- 0	0- 2	0- 0			
0- 2	0- 0	0- 0	HOME	0- 0	0- 2	0- 0			
0- 0	0- 0	0- 0	AWAY	0- 0	0- 0	0- 0			
0- 0	0- 0	0- 0	NEUTRAL	0- 0	0- 0	0- 0			

RPI	S	Opponent	Score	RPI	S	Opponent	Score	RPI	S	Opponent	Score	RPI	S	Opponent	Score	Team's RPI: 193
46	N	Auburn	78 84									105	N	Rice	52 56	
												106	H	Troy	81 82	
												123	H	South Alabama	78 88	
												194	A	UC Riverside	43 62	
												203	H	Bowling Green	81 80	
												296	H	Memphis	90 71	
												307	H	South Carolina St.	57 44	
												317	A	UNC Greensboro	78 71	
												321	H	Western Caro.	77 59	
												341	A	N.C. Central	89 66	
LAST 12 Division I GAMES:																
123	H	South Alabama	78 88	296	H	Memphis	90 71									
106	H	Troy	81 82	203	H	Bowling Green	81 80									
317	A	UNC Greensboro	78 71	194	A	UC Riverside	43 62									
105	N	Rice	52 56	307	H	South Carolina St.	57 44									
46	N	Auburn	78 84	321	H	Western Caro.	77 59									
341	A	N.C. Central	89 66													

Non-Div I Games: N.C. Wesleyan 126 65 Meredith 128 39

Coastal Caro.



Average RPI Win:	326	WON-LOST	WINNING	LAST 10	STRENGTH OF	OPP. STRENGTH	TEAM	ADJ.	CONF.	ADJ CONF.
Average RPI Loss:	223	RECORD	PCT. RANK	GAMES	SCHEDULE	OF SCHEDULE	RPI	RPI	RPI	RPI
DIV. I ONLY	3- 8	274	2-8	322	351	335	335	12	12	
DIV. I NON-CONF.	3- 7	256	0- 0	330	351	338	338	14	14	
-----										
TOTALS	RPI 1-25	RPI 26-50	W-L RECORDS	RPI 51-100	RPI 101-150	RPI 150+				
3- 8	0- 0	0- 0	OVERALL	0- 0	0- 1	3- 7				
2- 3	0- 0	0- 0	HOME	0- 0	0- 0	2- 3				
1- 5	0- 0	0- 0	AWAY	0- 0	0- 1	1- 4				
0- 0	0- 0	0- 0	NEUTRAL	0- 0	0- 0	0- 0				
3- 7	0- 0	0- 0	NON-CONFERENCE	0- 0	0- 1	3- 6				
2- 3	0- 0	0- 0	HOME	0- 0	0- 0	2- 3				
1- 4	0- 0	0- 0	AWAY	0- 0	0- 1	1- 3				
0- 0	0- 0	0- 0	NEUTRAL	0- 0	0- 0	0- 0				
0- 1	0- 0	0- 0	CONFERENCE	0- 0	0- 0	0- 1				
0- 0	0- 0	0- 0	HOME	0- 0	0- 0	0- 0				
0- 1	0- 0	0- 0	AWAY	0- 0	0- 0	0- 1				
0- 0	0- 0	0- 0	NEUTRAL	0- 0	0- 0	0- 0				

RPI 1-25				RPI 26-50				RPI 51-100				RPI 101+ Team's RPI : 335			
RPI	S	Opponent	Score	RPI	S	Opponent	Score	RPI	S	Opponent	Score	RPI	S	Opponent	Score
												131	A	Appalachian St.	66 80
												162	A	UNCW	49 71
												201	A	George Mason	52 66
												212	H	Furman	67 70
												242	A	Campbell	65 66
												250	A	Wofford	58 78
												274	H	Winthrop	64 71
												307	H	South Carolina St.	75 51
												312	H	Presbyterian	65 71
												324	A	Lipscomb	65 63
												348	H	Charleston So.	79 52
LAST 12 Division I GAMES:															
				201	A	George Mason	52 66					162	A	UNCW	49 71
				312	H	Presbyterian	65 71					212	H	Furman	67 70
				348	H	Charleston So.	79 52					250	A	Wofford	58 78
				324	A	Lipscomb	65 63					242	A	Campbell	65 66
				131	A	Appalachian St.	66 80					307	H	South Carolina St.	75 51
				274	H	Winthrop	64 71								

Non-Div I Games: North Greenville 95 62

Col. of Charleston



Colgate		Through Games Of Jan. 9, 2019									
Average RPI	Win: 298	WON-LOST	WINNING	LAST 10	STRENGTH OF	OPP. STRENGTH	TEAM	ADJ.	CONF.	ADJ CONF.	
Average RPI	Loss: 200	RECORD	PCT. RANK	GAMES	SCHEDULE	OF SCHEDULE	RPI	RPI	RPI	RPI	
DIV. I ONLY	6- 7	188	6-4	318	332	262	262	22	22		
DIV. I NON-CONF.	4- 6	212	0- 0	338	326	309	309	23	23		
-----											
TOTALS	RPI 1-25	RPI 26-50	W-L RECORDS	RPI 51-100	RPI 101-150	RPI 150+					
6- 7	0- 0	0- 0	OVERALL	0- 1	0- 1	6- 5					
4- 1	0- 0	0- 0	HOME	0- 0	0- 0	4- 1					
2- 6	0- 0	0- 0	AWAY	0- 1	0- 1	2- 4					
0- 0	0- 0	0- 0	NEUTRAL	0- 0	0- 0	0- 0					
4- 6	0- 0	0- 0	NON-CONFERENCE	0- 1	0- 1	4- 4					
3- 1	0- 0	0- 0	HOME	0- 0	0- 0	3- 1					
1- 5	0- 0	0- 0	AWAY	0- 1	0- 1	1- 3					
0- 0	0- 0	0- 0	NEUTRAL	0- 0	0- 0	0- 0					
2- 1	0- 0	0- 0	CONFERENCE	0- 0	0- 0	2- 1					
1- 0	0- 0	0- 0	HOME	0- 0	0- 0	1- 0					
1- 1	0- 0	0- 0	AWAY	0- 0	0- 0	1- 1					
0- 0	0- 0	0- 0	NEUTRAL	0- 0	0- 0	0- 0					

RPI 1-25				RPI 26-50				RPI 51-100				RPI 101+ Team's RPI: 262					
RPI	S	Opponent	Score	RPI	S	Opponent	Score	RPI	S	Opponent	Score	RPI	S	Opponent	Score		
								76	A	Dayton	58	67	119	A	Yale	61	80
													151	A	American	57	76
													201	A	George Mason	61	64
													230	A	Holy Cross	70	67
													263	A	Niagara	69	74
													264	H	Columbia	84	71
													269	A	Siena	53	55
													299	A	UMass Lowell	61	52
													318	H	Canisius	67	53
													322	H	NJIT	53	71
													327	H	Lafayette	60	49
													349	H	Fairleigh Dickinson	71	52
LAST 12 Division I GAMES:																	
230	A	Holy Cross	70	67	327	H	Lafayette	60	49								
263	A	Niagara	69	74	151	A	American	57	76								
322	H	NJIT	53	71	264	H	Columbia	84	71								
299	A	UMass Lowell	61	52	318	H	Canisius	67	53								
349	H	Fairleigh Dickinson	71	52	201	A	George Mason	61	64								
269	A	Siena	53	55	76	A	Dayton	58	67								

Non-Div I Games:

Colgate



Average RPI Win:	175	WON-LOST	WINNING	LAST 10	STRENGTH OF	OPP. STRENGTH	TEAM	ADJ.	CONF.	ADJ CONF.
Average RPI Loss:	39	RECORD	PCT. RANK	GAMES	SCHEDULE	OF SCHEDULE	RPI	RPI	RPI	RPI
DIV. I ONLY	10- 4	69	6-4	93	73	89	89	2	2	
DIV. I NON-CONF.	10- 1	19	0- 0	213	81	41	41	2	2	
-----										
TOTALS	RPI 1-25	RPI 26-50	W-L RECORDS	RPI 51-100	RPI 101-150	RPI 150+				
10- 4	0- 1	1- 1	OVERALL	1- 2	0- 0	8- 0				
8- 3	0- 1	1- 0	HOME	1- 2	0- 0	6- 0				
1- 1	0- 0	0- 1	AWAY	0- 0	0- 0	1- 0				
1- 0	0- 0	0- 0	NEUTRAL	0- 0	0- 0	1- 0				
10- 1	0- 0	1- 1	NON-CONFERENCE	1- 0	0- 0	8- 0				
8- 0	0- 0	1- 0	HOME	1- 0	0- 0	6- 0				
1- 1	0- 0	0- 1	AWAY	0- 0	0- 0	1- 0				
1- 0	0- 0	0- 0	NEUTRAL	0- 0	0- 0	1- 0				
0- 3	0- 1	0- 0	CONFERENCE	0- 2	0- 0	0- 0				
0- 3	0- 1	0- 0	HOME	0- 2	0- 0	0- 0				
0- 0	0- 0	0- 0	AWAY	0- 0	0- 0	0- 0				
0- 0	0- 0	0- 0	NEUTRAL	0- 0	0- 0	0- 0				

RPI S Opponent	Score	RPI S Opponent	Score	RPI S Opponent	Score	RPI S Opponent	Score
14 H Arizona St.	70 76	26 A Miami (FL)	58 73	56 H Utah	61 76	154 N Utah St.	78 68
		41 H North Carolina	86 74	58 H Arizona	67 69	157 H Prairie View	79 38
				62 H Northern Colo.	77 69	175 H Colorado St.	59 40
						180 H Pepperdine	80 65
						208 H Samford	81 39
						227 H Navy	59 43
						233 A Nevada	65 52
						309 H San Jose St.	76 64
-----							
Team's RPI: 89							
LAST 12 Division I GAMES:							
56 H Utah	61 76	14 H Arizona St.	70 76				
208 H Samford	81 39	58 H Arizona	67 69				
157 H Prairie View	79 38	180 H Pepperdine	80 65				
227 H Navy	59 43	154 N Utah St.	78 68				
309 H San Jose St.	76 64	233 A Nevada	65 52				
26 A Miami (FL)	58 73	41 H North Carolina	86 74				

Non-Div I Games:

Col orado



Average RPI		Win: 212	WON-LOST RECORD	WINNING PCT. RANK	LAST 10 GAMES	STRENGTH OF SCHEDULE	OPP. STRENGTH OF SCHEDULE	TEAM RPI	ADJ. RPI	CONF. RPI	ADJ CONF. RPI
Loss: 74											
DIV. I ONLY			5- 7	208	5-5	54	104	175	175	10	10
DIV. I NON-CONF.			4- 5	190	0- 0	18	127	107	107	10	10
TOTALS		RPI 1-25		RPI 26-50		W-L RECORDS	RPI 51-100	RPI 101-150		RPI 150+	
5- 7	0- 2			0- 1		OVERALL	0- 2	0- 1		5- 1	
5- 3	0- 1			0- 0		HOME	0- 1	0- 1		5- 0	
0- 4	0- 1			0- 1		AWAY	0- 1	0- 0		0- 1	
0- 0	0- 0			0- 0		NEUTRAL	0- 0	0- 0		0- 0	
4- 5	0- 2			0- 1		NON-CONFERENCE	0- 2	0- 0		4- 0	
4- 2	0- 1			0- 0		HOME	0- 1	0- 0		4- 0	
0- 3	0- 1			0- 1		AWAY	0- 1	0- 0		0- 0	
0- 0	0- 0			0- 0		NEUTRAL	0- 0	0- 0		0- 0	
1- 2	0- 0			0- 0		CONFERENCE	0- 0	0- 1		1- 1	
1- 1	0- 0			0- 0		HOME	0- 0	0- 1		1- 0	
0- 1	0- 0			0- 0		AWAY	0- 0	0- 0		0- 1	
0- 0	0- 0			0- 0		NEUTRAL	0- 0	0- 0		0- 0	

RPI 1-25					
RPI	S	Opponent	Score		
11	A	Gonzaga	39	50	
14	H	Arizona St.	39	70	

RPI 26-50					
RPI	S	Opponent	Score		
37	A	BYU	42	51	

RPI 51-100					
RPI	S	Opponent	Score		
62	H	Northern Colo.	47	53	
89	A	Colorado	40	59	

RPI 101+ Team's RPI: 175					
RPI	S	Opponent	Score		
110	H	Fresno St.	55	66	
155	H	Denver	84	79	
192	A	Air Force	48	63	
200	H	Cornell I	56	53	
205	H	Northern Ari z.	65	54	
223	H	UNLV	52	49	
278	H	North Florida	61	59	

LAST 12 Division I GAMES:					
223	H	UNLV	52	49	
155	H	Denver	84	79	
37	A	BYU	42	51	
14	H	Arizona St.	39	70	
205	H	Northern Ari z.	65	54	
278	H	North Florida	61	59	
192	A	Air Force	48	63	
110	H	Fresno St.	55	66	
11	A	Gonzaga	39	50	
200	H	Cornell I	56	53	
62	H	Northern Colo.	47	53	
89	A	Colorado	40	59	

Non-Div I Games:	Chadron St.	91	38	Eastern N. M.	72	46
------------------	-------------	----	----	---------------	----	----

Col orado St.

■ Loss, ■ Non-Conf, S Site, H Home A Away N Neutral







Average RPI Win:	346	WON-LOST	WINNING	LAST 10	STRENGTH OF	OPP. STRENGTH	TEAM	ADJ.	CONF.	ADJ CONF.
Average RPI Loss:	148	RECORD	PCT. RANK	GAMES	SCHEDULE	OF SCHEDULE	RPI	RPI	RPI	RPI
DIV. I ONLY	1- 13	342	1-9	82	293	267	267	32	32	
DIV. I NON-CONF.	0- 12	336	0- 0	16	242	250	250	32	32	
-----										
TOTALS	RPI 1-25	RPI 26-50	W-L RECORDS	RPI 51-100	RPI 101-150	RPI 150+				
1- 13	0- 1	0- 1	OVERALL	0- 4	0- 3	1- 4				
0- 2	0- 0	0- 0	HOME	0- 0	0- 0	0- 2				
1- 10	0- 1	0- 1	AWAY	0- 4	0- 2	1- 2				
0- 1	0- 0	0- 0	NEUTRAL	0- 0	0- 1	0- 0				
0- 12	0- 1	0- 1	NON-CONFERENCE	0- 4	0- 3	0- 3				
0- 1	0- 0	0- 0	HOME	0- 0	0- 0	0- 1				
0- 10	0- 1	0- 1	AWAY	0- 4	0- 2	0- 2				
0- 1	0- 0	0- 0	NEUTRAL	0- 0	0- 1	0- 0				
1- 1	0- 0	0- 0	CONFERENCE	0- 0	0- 0	1- 1				
0- 1	0- 0	0- 0	HOME	0- 0	0- 0	0- 1				
1- 0	0- 0	0- 0	AWAY	0- 0	0- 0	1- 0				
0- 0	0- 0	0- 0	NEUTRAL	0- 0	0- 0	0- 0				

RPI 1-25				RPI 26-50				RPI 51-100				RPI 101+ Team's RPI: 267			
RPI	S	Opponent	Score	RPI	S	Opponent	Score	RPI	S	Opponent	Score	RPI	S	Opponent	Score
15	A	Mississippi St.	38 110	30	A	Maryland	36 93	59	A	Ohio	62 87	140	A	Virginia	41 55
								61	A	Old Dominion	51 81	145	N	UAB	61 86
								73	A	Minnesota	52 84	150	A	West Virginia	37 78
								92	A	FGCU	61 93	259	A	Marshall	67 88
												263	A	Niagara	69 71
												287	H	UMBC	52 57
												346	A	Delaware St.	71 57
												347	H	Savannah St.	70 76
-----															
LAST 12 Division I GAMES:															
61	A	Old Dominion	51 81	346	A	Delaware St.	71 57								
145	N	UAB	61 86	347	H	Savannah St.	70 76								
92	A	FGCU	61 93	140	A	Virginia	41 55								
263	A	Niagara	69 71	259	A	Marshall	67 88								
73	A	Minnesota	52 84	15	A	Mississippi St.	38 110								
59	A	Ohio	62 87	287	H	UMBC	52 57								

Non-Div I Games:

Coppin St.



Average RPI Win:	291	WON-LOST	WINNING	LAST 10	STRENGTH OF	OPP. STRENGTH	TEAM	ADJ.	CONF.	ADJ CONF.
Average RPI Loss:	149	RECORD	PCT. RANK	GAMES	SCHEDULE	OF SCHEDULE	RPI	RPI	RPI	RPI
DIV. I ONLY	6- 5	144	6-4	286	296	200	200	11	11	
DIV. I NON-CONF.	6- 5	143	1- 0	283	298	205	205	12	12	
<hr/>										
TOTALS	RPI 1-25	RPI 26-50	W-L RECORDS	RPI 51-100	RPI 101-150	RPI 150+				
6- 5	0- 0	0- 0	OVERALL	0- 1	0- 2	6- 2				
5- 0	0- 0	0- 0	HOME	0- 0	0- 0	5- 0				
1- 5	0- 0	0- 0	AWAY	0- 1	0- 2	1- 2				
0- 0	0- 0	0- 0	NEUTRAL	0- 0	0- 0	0- 0				
6- 5	0- 0	0- 0	NON-CONFERENCE	0- 1	0- 2	6- 2				
5- 0	0- 0	0- 0	HOME	0- 0	0- 0	5- 0				
1- 5	0- 0	0- 0	AWAY	0- 1	0- 2	1- 2				
0- 0	0- 0	0- 0	NEUTRAL	0- 0	0- 0	0- 0				
0- 0	0- 0	0- 0	CONFERENCE	0- 0	0- 0	0- 0				
0- 0	0- 0	0- 0	HOME	0- 0	0- 0	0- 0				
0- 0	0- 0	0- 0	AWAY	0- 0	0- 0	0- 0				
0- 0	0- 0	0- 0	NEUTRAL	0- 0	0- 0	0- 0				

RPI 1-25				RPI 26-50				RPI 51-100				RPI 101+				Team's RPI: 200	
RPI	S	Opponent	Score	RPI	S	Opponent	Score	RPI	S	Opponent	Score	RPI	S	Opponent	Score		
								73	A	Minnesota	45	65	111	A	Lehigh	54	67
												133	A	Stony Brook	61	63	
												175	A	Colorado St.	53	56	
												235	H	St. Bonaventure	58	44	
												240	H	Hampton	79	53	
												251	A	Binghamton	61	72	
												299	H	UMass Lowell	63	54	
												301	H	Albany (NY)	48	34	
												327	A	Lafayette	62	59	
												346	H	Delaware St.	94	59	
LAST 12 Division I GAMES:																	

Non-Div I Games:

Cornell



Creighton				Through Games Of Jan. 9, 2019						
Average RPI	Win: 177	WON-LOST RECORD	WINNING PCT. RANK	LAST 10 GAMES	STRENGTH OF SCHEDULE	OPP. STRENGTH OF SCHEDULE	TEAM RPI	ADJ. RPI	CONF. RPI	ADJ CONF. RPI
Average RPI	Loss: 28									
DIV. I ONLY		8- 7	162	7-3	45	23	80	80	5	5
DIV. I NON-CONF.		6- 5	143	0- 0	94	48	102	102	5	5
-----										
TOTALS		RPI 1-25	RPI 26-50		W-L RECORDS		RPI 51-100	RPI 101-150	RPI 150+	
8- 7		0- 4	0- 2		OVERALL		3- 1	1- 0	4- 0	
3- 4		0- 3	0- 1		HOME		2- 0	0- 0	1- 0	
3- 3		0- 1	0- 1		AWAY		1- 1	0- 0	2- 0	
2- 0		0- 0	0- 0		NEUTRAL		0- 0	1- 0	1- 0	
6- 5		0- 3	0- 1		NON-CONFERENCE		1- 1	1- 0	4- 0	
2- 3		0- 3	0- 0		HOME		1- 0	0- 0	1- 0	
2- 2		0- 0	0- 1		AWAY		0- 1	0- 0	2- 0	
2- 0		0- 0	0- 0		NEUTRAL		0- 0	1- 0	1- 0	
2- 2		0- 1	0- 1		CONFERENCE		2- 0	0- 0	0- 0	
1- 1		0- 0	0- 1		HOME		1- 0	0- 0	0- 0	
1- 1		0- 1	0- 0		AWAY		1- 0	0- 0	0- 0	
0- 0		0- 0	0- 0		NEUTRAL		0- 0	0- 0	0- 0	

RPI 1-25				RPI 26-50				RPI 51-100 Team's RPI: 80				RPI 101+			
RPI	S	Opponent	Score	RPI	S	Opponent	Score	RPI	S	Opponent	Score	RPI	S	Opponent	Score
10	H	Drake	69 85	33	H	Villanova	52 54	57	A	DePaul	85 82	147	N	South Fla.	83 76
16	H	South Dakota	65 77	35	A	South Dakota St.	48 74	64	A	UNI	55 65	170	N	Vanderbilt	75 55
18	A	Marquette	67 85					86	H	Georgetown	65 38	243	A	Wichita St.	83 71
22	H	Florida St.	52 71					88	H	Nebraska	74 65	304	H	Omaha	66 51
												323	A	North Dakota St.	86 51
-----															
LAST 12 Division I GAMES:															
57	A	DePaul	85 82	86	H	Georgetown	65 38								
170	N	Vanderbilt	75 55	33	H	Villanova	52 54								
147	N	South Fla.	83 76	18	A	Marquette	67 85								
22	H	Florida St.	52 71	88	H	Nebraska	74 65								
243	A	Wichita St.	83 71	10	H	Drake	69 85								
304	H	Omaha	66 51	64	A	UNI	55 65								

Non-Div I Games:

Creighton



Average RPI	Win:	272	WON-LOST	WINNING	LAST 10	STRENGTH OF	OPP. STRENGTH	TEAM	ADJ.	CONF.	ADJ CONF.
Average RPI	Loss:	163	RECORD	PCT. RANK	GAMES	SCHEDULE	OF SCHEDULE	RPI	RPI	RPI	RPI
DIV. I ONLY		7- 6		149	5-5	305	267	221	221	11	11
DIV. I NON-CONF.		7- 6		153	0- 1	296	259	238	238	12	12
<hr/>											
TOTALS	RPI 1-25		RPI 26-50		W-L RECORDS	RPI 51-100		RPI 101-150		RPI 150+	
7- 6	0- 0		0- 0		OVERALL	0- 2		1- 1		6- 3	
5- 1	0- 0		0- 0		HOME	0- 1		1- 0		4- 0	
2- 3	0- 0		0- 0		AWAY	0- 0		0- 1		2- 2	
0- 2	0- 0		0- 0		NEUTRAL	0- 1		0- 0		0- 1	
7- 6	0- 0		0- 0		NON-CONFERENCE	0- 2		1- 1		6- 3	
5- 1	0- 0		0- 0		HOME	0- 1		1- 0		4- 0	
2- 3	0- 0		0- 0		AWAY	0- 0		0- 1		2- 2	
0- 2	0- 0		0- 0		NEUTRAL	0- 1		0- 0		0- 1	
0- 0	0- 0		0- 0		CONFERENCE	0- 0		0- 0		0- 0	
0- 0	0- 0		0- 0		HOME	0- 0		0- 0		0- 0	
0- 0	0- 0		0- 0		AWAY	0- 0		0- 0		0- 0	
0- 0	0- 0		0- 0		NEUTRAL	0- 0		0- 0		0- 0	

RPI 1-25				RPI 26-50				RPI 51-100				RPI 101+ Team's RPI: 221							
RPI	S	Opponent	Score	RPI	S	Opponent	Score	RPI	S	Opponent	Score	RPI	S	Opponent	Score				
								53	H	Buffal o	69	75	116	A	Boston College	68	99		
								78	N	Mi ddle Tenn.	58	70	138	H	Boston U.	64	44		
													214	A	Cal St. Fullerton	62	67		
													225	A	San Diego	76	78		
													251	H	Binghamton	63	39		
													285	H	Fairfield	59	46		
													291	N	UC Santa Barbara	56	62		
													299	H	UMass Lowell	70	54		
													306	A	New Hampshire	62	42		
													313	A	Vermont	66	42		
													314	H	Loyol a Maryland	54	41		
LAST 12 Division I GAMES:																			
306	A	New Hampshire	62	42	291	N	UC Santa Barbara	56	62	251	H	Binghamton	63	39	116	A	Boston College	68	99
53	H	Buffal o	69	75	78	N	Middle Tenn.	58	70	214	A	Cal St. Fullerton	62	67	225	A	San Diego	76	78
299	H	UMass Lowell	70	54	285	H	Fairfield	59	46	291	N	UC Santa Barbara	56	62	299	H	UMass Lowell	70	54
285	H	Fairfield	59	46	306	A	New Hampshire	62	42	313	A	Vermont	66	42	314	H	Loyol a Maryland	54	41
138	H	Boston U.	64	44															
225	A	San Diego	76	78															

Non-Div I Games:

Dartmouth



Average RPI	Win:	203	WON-LOST	WINNING	LAST 10	STRENGTH OF	OPP. STRENGTH	TEAM	ADJ.	CONF.	ADJ CONF.
Average RPI	Loss:	144	RECORD	PCT. RANK	GAMES	SCHEDULE	OF SCHEDULE	RPI	RPI	RPI	RPI
DIV. I ONLY		7- 7		169	6-4	184	185	159	159	16	16
DIV. I NON-CONF.		5- 7		206	0- 0	205	160	195	195	18	18
<hr/>											
TOTALS	RPI 1-25		RPI 26-50		W-L RECORDS	RPI 51-100		RPI 101-150		RPI 150+	
7- 7	0- 1		0- 0		OVERALL	1- 1		2- 2		4- 3	
4- 1	0- 0		0- 0		HOME	0- 0		1- 1		3- 0	
3- 6	0- 1		0- 0		AWAY	1- 1		1- 1		1- 3	
0- 0	0- 0		0- 0		NEUTRAL	0- 0		0- 0		0- 0	
5- 7	0- 1		0- 0		NON-CONFERENCE	1- 1		1- 2		3- 3	
3- 1	0- 0		0- 0		HOME	0- 0		1- 1		2- 0	
2- 6	0- 1		0- 0		AWAY	1- 1		0- 1		1- 3	
0- 0	0- 0		0- 0		NEUTRAL	0- 0		0- 0		0- 0	
2- 0	0- 0		0- 0		CONFERENCE	0- 0		1- 0		1- 0	
1- 0	0- 0		0- 0		HOME	0- 0		0- 0		1- 0	
1- 0	0- 0		0- 0		AWAY	0- 0		1- 0		0- 0	
0- 0	0- 0		0- 0		NEUTRAL	0- 0		0- 0		0- 0	

RPI 1-25				RPI 26-50				RPI 51-100				RPI 101+				Team's RPI: 159
RPI	S	Opponent	Score	RPI	S	Opponent	Score	RPI	S	Opponent	Score	RPI	S	Opponent	Score	
9	A	NC State	45 75					97	A	Clemson	90 80	127	A	Charlotte	66 78	
								98	A	Princeton	57 65	131	H	Appalachian St.	78 81	
												137	H	William & Mary	76 65	
												146	A	Duquesne	62 47	
												172	A	Elon	72 73	
												183	H	High Point	71 62	
												201	H	George Mason	67 59	
												224	A	Gardner-Webb	49 54	
												244	A	UNC Asheville	56 69	
												312	H	Presbyterian	83 56	
												348	A	Charleston So.	72 34	
<hr/>																
LAST 12 Division I GAMES:																
127	A	Charlotte	66 78	146	A	Duquesne	62 47	201	H	George Mason	67 59	9	A	NC State	45 75	
312	H	Presbyterian	83 56									137	H	William & Mary	76 65	
97	A	Clemson	90 80									244	A	UNC Asheville	56 69	
172	A	Elon	72 73	131	H	Appalachian St.	78 81									
98	A	Princeton	57 65													
183	H	High Point	71 62													

Non-Div I Games: Queens (NC) 80 47

Davidson



Average RPI Win: 177

Average RPI Loss: 42

WON-LOST  
RECORDWINNING  
PCT. RANKLAST 10  
GAMESSTRENGTH OF  
SCHEDULEOPP. STRENGTH  
OF SCHEDULETEAM  
RPIADJ.  
RPICONF.  
RPIADJ CONF.  
RPIDIV. I ONLY  
DIV. I NON-CONF.7- 6  
5- 6149  
1776-4  
0- 015  
6168  
16676  
6776  
6716  
1816  
18

TOTALS

RPI 1-25

RPI 26-50

W-L RECORDS

RPI 51-100

RPI 101-150

RPI 150+

7- 6 0- 1  
6- 1 0- 1  
0- 4 0- 0  
1- 1 0- 01- 3  
0- 0  
0- 3  
1- 0OVERALL  
HOME  
AWAY  
NEUTRAL2- 2  
2- 0  
0- 1  
0- 10- 0  
0- 0  
0- 0  
0- 04- 0  
4- 0  
0- 0  
0- 05- 6 0- 1  
4- 1 0- 1  
0- 4 0- 0  
1- 1 0- 01- 3  
0- 0  
0- 3  
1- 0NON-CONFERENCE  
HOME  
AWAY  
NEUTRAL2- 2  
2- 0  
0- 1  
0- 10- 0  
0- 0  
0- 0  
0- 02- 0  
2- 0  
0- 0  
0- 02- 0 0- 0  
2- 0 0- 0  
0- 0 0- 0  
0- 0 0- 00- 0  
0- 0  
0- 0  
0- 0CONFERENCE  
HOME  
AWAY  
NEUTRAL0- 0  
0- 0  
0- 0  
0- 00- 0  
0- 0  
0- 0  
0- 02- 0  
2- 0  
0- 0  
0- 0

RPI 1-25

RPI 26-50

RPI 51-100

Team's RPI: 76

RPI 101+

RPI S Opponent Score  
25 H Northeastern 79 84RPI S Opponent Score  
30 A Maryland 71 82  
34 A South Carolina 55 65  
40 A Green Bay 35 51  
47 N Georgia Tech 85 66RPI S Opponent Score  
53 H Buffalo 72 59  
55 N Virginia Tech 57 69  
65 A James Madison 55 68  
91 H Toledo 70 49RPI S Opponent Score  
188 H Massachusetts 75 47  
256 H La Salle 84 45  
262 H Colgate 67 58  
345 H Evansville 69 30

LAST 12 Division I GAMES:

55 N Virginia Tech	57	69	188 H Massachusetts	75	47
345 H Evansville	69	30	256 H La Salle	84	45
53 H Buffalo	72	59	47 N Georgia Tech	85	66
65 A James Madison	55	68	91 H Toledo	70	49
34 A South Carolina	55	65	25 H Northeastern	79	84
40 A Green Bay	35	51	30 A Maryland	71	82

Dayton

Dayton

Non-Div I Games:

Dayton

■ Loss, 
 ■ Non-Conf, 
 S Site, 
 ■ Home 
 ■ Away 
 N Neutral



Average RPI Win: 167

Average RPI Loss: 22

WON-LOST  
RECORDWINNING  
PCT. RANKLAST 10  
GAMESSTRENGTH OF  
SCHEDULEOPP. STRENGTH  
OF SCHEDULETEAM  
RPIADJ.  
RPICONF.  
RPIADJ CONF.  
RPIDIV. I ONLY  
DIV. I NON-CONF.10- 5  
9- 389  
627-3  
0- 076  
1037  
1557  
4357  
435  
55  
5

TOTALS

RPI 1-25

RPI 26-50

W-L RECORDS

RPI 51-100

RPI 101-150

RPI 150+

10- 5

0- 4

2- 0

OVERALL

2- 1

2- 0

4- 0

6- 2

0- 1

1- 0

HOME

1- 1

1- 0

3- 0

2- 2

0- 2

0- 0

AWAY

0- 0

1- 0

1- 0

2- 1

0- 1

1- 0

NEUTRAL

1- 0

0- 0

0- 0

9- 3

0- 3

2- 0

NON-CONFERENCE

2- 0

1- 0

4- 0

5- 1

0- 1

1- 0

HOME

1- 0

0- 0

3- 0

2- 1

0- 1

0- 0

AWAY

0- 0

1- 0

1- 0

2- 1

0- 1

1- 0

NEUTRAL

1- 0

0- 0

0- 0

1- 2

0- 1

0- 0

CONFERENCE

0- 1

1- 0

0- 0

1- 1

0- 0

0- 0

HOME

0- 1

1- 0

0- 0

0- 1

0- 1

0- 0

AWAY

0- 0

0- 0

0- 0

0- 0

0- 0

0- 0

NEUTRAL

0- 0

0- 0

0- 0

RPI 1-25

RPI 26-50

RPI 51-100

Team's RPI: 57

RPI 101+

RPI	S	Opponent	Score
1	H	Notre Dame	77 101
5	N	Syracuse	81 83
6	A	UConn	63 99
18	A	Marquette	63 96

RPI	S	Opponent	Score
40	H	Green Bay	73 64
49	N	Kansas St.	79 59

RPI	S	Opponent	Score
80	H	Creighton	82 85
83	H	Northwestern	76 60
98	N	Princeton	82 67

RPI	S	Opponent	Score
130	H	Providence	88 62
135	A	Oklahoma	87 76
245	H	Temple	102 88
249	A	Loyola Chicago	102 76
295	H	Tennessee St.	95 73
347	H	Savannah St.	124 61

LAST 12 Division I GAMES:

249	A	Loyola Chicago	102 76	18	A	Marquette	63 96
295	H	Tennessee St.	95 73	130	H	Providence	88 62
135	A	Oklahoma	87 76	80	H	Creighton	82 85
83	H	Northwestern	76 60	347	H	Savannah St.	124 61
245	H	Temple	102 88	5	N	Syracuse	81 83
6	A	UConn	63 99	49	N	Kansas St.	79 59

Non-Div I Games:

DePaul

Loss, 
Non-Conf, S Site, 
H Home
A Away 
N Neutral



Delaware

Del aware				Through Games Of Jan. 9, 2019							
Average RPI Win:	273	WON-LOST	WINNING	LAST 10		STRENGTH OF	OPP. STRENGTH	TEAM	ADJ.	CONF.	ADJ CONF.
Average RPI Loss:	104	RECORD	PCT. RANK	GAMES		SCHEDULE	OF SCHEDULE	RPI	RPI	RPI	RPI
DIV. I ONLY		5- 9	241	3-7		104	305	207	207	12	12
DIV. I NON-CONF.		5- 7	206	1- 0		136	306	201	201	14	14
-----											
TOTALS	RPI 1-25		RPI 26-50		W-L RECORDS		RPI 51-100		RPI 101-150		RPI 150+
5- 9	0- 1		0- 1		OVERALL		0- 2		0- 3		5- 2
2- 4	0- 1		0- 1		HOME		0- 1		0- 1		2- 0
1- 3	0- 0		0- 0		AWAY		0- 1		0- 1		1- 1
2- 2	0- 0		0- 0		NEUTRAL		0- 0		0- 1		2- 1
-----											
5- 7	0- 1		0- 1		NON-CONFERENCE		0- 1		0- 2		5- 2
2- 2	0- 1		0- 1		HOME		0- 0		0- 0		2- 0
1- 3	0- 0		0- 0		AWAY		0- 1		0- 1		1- 1
2- 2	0- 0		0- 0		NEUTRAL		0- 0		0- 1		2- 1
-----											
0- 2	0- 0		0- 0		CONFERENCE		0- 1		0- 1		0- 0
0- 2	0- 0		0- 0		HOME		0- 1		0- 1		0- 0
0- 0	0- 0		0- 0		AWAY		0- 0		0- 0		0- 0
0- 0	0- 0		0- 0		NEUTRAL		0- 0		0- 0		0- 0

RPI 1-25				RPI 26-50				RPI 51-100				RPI 101+ Team's RPI: 207			
RPI	S	Opponent	Score	RPI	S	Opponent	Score	RPI	S	Opponent	Score	RPI	S	Opponent	Score
23	H	UCF	60 71	30	H	Maryl and	53 77	64	A	UNI	67 79	112	N	Montana St.	60 69
								65	H	James Madi son	43 68	121	H	Towson	48 56
												138	A	Boston U.	61 72
												179	N	Nichol l s St.	71 56
												181	N	Bradl ey	47 59
												201	A	George Mason	46 72
												224	H	Gardner-Webb	69 45
												289	H	Saint Joseph's	48 39
												327	N	Lafayette	65 47
												346	A	Del aware St.	85 77
-----															
LAST 12 Di vi si on I GAMES:															
65	H	James Madi son	43 68	327	N	Lafayette	65 47								
289	H	Saint Joseph's	48 39	179	N	Nichol l s St.	71 56								
30	H	Maryl and	53 77	121	H	Towson	48 56								
224	H	Gardner-Webb	69 45	138	A	Boston U.	61 72								
23	H	UCF	60 71	181	N	Bradl ey	47 59								
201	A	George Mason	46 72	346	A	Del aware St.	85 77								

Non-Di v I Games:

Del aware



Average RPI Win:	0	WON-LOST	WINNING	LAST 10	STRENGTH OF	OPP. STRENGTH	TEAM	ADJ.	CONF.	ADJ CONF.
Average RPI Loss:	201	RECORD	PCT. RANK	GAMES	SCHEDULE	OF SCHEDULE	RPI	RPI	RPI	RPI
DIV. I ONLY	0- 11	344	1-9	281	270	346	346	32	32	
DIV. I NON-CONF.	0- 9	336	0- 0	193	263	337	337	32	32	
-----										
TOTALS	RPI 1-25	RPI 26-50	W-L RECORDS	RPI 51-100	RPI 101-150	RPI 150+				
0- 11	0- 0	0- 0	OVERALL	0- 2	0- 0	0- 9				
0- 3	0- 0	0- 0	HOME	0- 1	0- 0	0- 2				
0- 8	0- 0	0- 0	AWAY	0- 1	0- 0	0- 7				
0- 0	0- 0	0- 0	NEUTRAL	0- 0	0- 0	0- 0				
0- 9	0- 0	0- 0	NON-CONFERENCE	0- 2	0- 0	0- 7				
0- 2	0- 0	0- 0	HOME	0- 1	0- 0	0- 1				
0- 7	0- 0	0- 0	AWAY	0- 1	0- 0	0- 6				
0- 0	0- 0	0- 0	NEUTRAL	0- 0	0- 0	0- 0				
0- 2	0- 0	0- 0	CONFERENCE	0- 0	0- 0	0- 2				
0- 1	0- 0	0- 0	HOME	0- 0	0- 0	0- 1				
0- 1	0- 0	0- 0	AWAY	0- 0	0- 0	0- 1				
0- 0	0- 0	0- 0	NEUTRAL	0- 0	0- 0	0- 0				

RPI 1-25				RPI 26-50				RPI 51-100				RPI 101+				Team's RPI: 346	
RPI	S	Opponent	Score	RPI	S	Opponent	Score	RPI	S	Opponent	Score	RPI	S	Opponent	Score		
								62	A	St. John's (NY)	44	82	152	A	Xavier	59	80
								65	H	James Madison	57	103	163	A	VCU	55	97
													200	A	Cornell	59	94
													207	H	Delaware	77	85
													245	A	Temple	61	75
													259	A	Marshall	63	75
													267	H	Coppin St.	57	71
													290	A	Robert Morris	63	64
													302	A	Norfolk St.	50	63
LAST 12 Division I GAMES:																	
259	A	Marshall	63	75	267	H	Coppin St.	57	71								
290	A	Robert Morris	63	64	302	A	Norfolk St.	50	63								
200	A	Cornell	59	94	163	A	VCU	55	97								
152	A	Xavier	59	80	65	H	James Madison	57	103								
62	A	St. John's (NY)	44	82	245	A	Temple	61	75								
207	H	Delaware	77	85													

Non-Div I Games: Post 65 53 Cheyney 79 59

Delaware St.



Average RPI Win:	163	WON-LOST	WINNING	LAST 10	STRENGTH OF	OPP. STRENGTH	TEAM	ADJ.	CONF.	ADJ CONF.
Average RPI Loss:	123	RECORD	PCT. RANK	GAMES	SCHEDULE	OF SCHEDULE	RPI	RPI	RPI	RPI
DIV. I ONLY	10- 8	143	4-6	224	40	155	155	18	18	
DIV. I NON-CONF.	7- 6	153	0- 0	241	25	181	181	15	15	
-----										
TOTALS	RPI 1-25	RPI 26-50	W-L RECORDS	RPI 51-100	RPI 101-150	RPI 150+				
10- 8	1- 0	0- 2	OVERALL	2- 2	0- 0	7- 4				
8- 1	1- 0	0- 0	HOME	2- 0	0- 0	5- 1				
2- 7	0- 0	0- 2	AWAY	0- 2	0- 0	2- 3				
0- 0	0- 0	0- 0	NEUTRAL	0- 0	0- 0	0- 0				
7- 6	0- 0	0- 1	NON-CONFERENCE	2- 2	0- 0	5- 3				
6- 1	0- 0	0- 0	HOME	2- 0	0- 0	4- 1				
1- 5	0- 0	0- 1	AWAY	0- 2	0- 0	1- 2				
0- 0	0- 0	0- 0	NEUTRAL	0- 0	0- 0	0- 0				
3- 2	1- 0	0- 1	CONFERENCE	0- 0	0- 0	2- 1				
2- 0	1- 0	0- 0	HOME	0- 0	0- 0	1- 0				
1- 2	0- 0	0- 1	AWAY	0- 0	0- 0	1- 1				
0- 0	0- 0	0- 0	NEUTRAL	0- 0	0- 0	0- 0				

RPI	S	Opponent	Score	RPI	S	Opponent	Score	RPI	S	Opponent	Score	RPI	S	Opponent	Score	Team's RPI: 155
16	H	South Dakota	104 99	35	A	South Dakota St.	59 76	62	A	Northern Colo.	66 74	151	H	American	83 54	
				38	A	Wyoming	74 78	67	H	Lamar University	117 110	160	A	New Mexico St.	64 66	
								88	A	Nebraska	71 96	171	H	North Dakota	87 66	
								95	H	Loyola Marymount	104 75	175	A	Colorado St.	79 84	
												182	H	UMKC	92 75	
												192	H	Air Force	92 66	
												208	H	Samford	83 87	
												215	A	Southern Utah	71 70	
												218	A	Western Ill.	78 87	
												235	H	St. Bonaventure	76 62	
												304	A	Omaha	95 68	
LAST 12 Division I GAMES:																
304	A	Omaha	95 68	35	A	South Dakota St.	59 76	171	H	North Dakota	87 66					
175	A	Colorado St.	79 84	16	H	South Dakota	104 99	218	A	Western Ill.	78 87					
208	H	Samford	83 87	38	A	Wyoming	74 78									
88	A	Nebraska	71 96	95	H	Loyola Marymount	104 75									
160	A	New Mexico St.	64 66													
215	A	Southern Utah	71 70													

Non-Div I Games:

Denver



Average RPI Win:	343	WON-LOST	WINNING	LAST 10	STRENGTH OF	OPP. STRENGTH	TEAM	ADJ.	CONF.	ADJ CONF.
Average RPI Loss:	193	RECORD	PCT. RANK	GAMES	SCHEDULE	OF SCHEDULE	RPI	RPI	RPI	RPI
DIV. I ONLY	1- 12	336	1-9	255	295	333	333	19	19	
DIV. I NON-CONF.	1- 9	326	0- 0	218	325	328	328	16	16	
-----										
TOTALS	RPI 1-25	RPI 26-50	W-L RECORDS	RPI 51-100	RPI 101-150	RPI 150+				
1- 12	0- 0	0- 0	OVERALL	0- 2	0- 2	1- 8				
0- 5	0- 0	0- 0	HOME	0- 0	0- 2	0- 3				
1- 7	0- 0	0- 0	AWAY	0- 2	0- 0	1- 5				
0- 0	0- 0	0- 0	NEUTRAL	0- 0	0- 0	0- 0				
1- 9	0- 0	0- 0	NON-CONFERENCE	0- 2	0- 1	1- 6				
0- 3	0- 0	0- 0	HOME	0- 0	0- 1	0- 2				
1- 6	0- 0	0- 0	AWAY	0- 2	0- 0	1- 4				
0- 0	0- 0	0- 0	NEUTRAL	0- 0	0- 0	0- 0				
0- 3	0- 0	0- 0	CONFERENCE	0- 0	0- 1	0- 2				
0- 2	0- 0	0- 0	HOME	0- 0	0- 1	0- 1				
0- 1	0- 0	0- 0	AWAY	0- 0	0- 0	0- 1				
0- 0	0- 0	0- 0	NEUTRAL	0- 0	0- 0	0- 0				

RPI 1-25				RPI 26-50				RPI 51-100				RPI 101+				Team's RPI: 333
RPI	S	Opponent	Score	RPI	S	Opponent	Score	RPI	S	Opponent	Score	RPI	S	Opponent	Score	
								71	A	Michigan	62 95	103	H	Youngstown St.	59 85	
								91	A	Toledo	60 77	120	H	Miami (OH)	59 78	
												166	A	Ohio St.	41 55	
												203	A	Bowling Green	73 79	
												217	A	Eastern Mich.	53 60	
												248	A	Oakland	67 74	
												249	A	Loyola Chicago	43 52	
												254	H	Cleveland St.	49 67	
												288	H	Western Mich.	44 54	
												304	H	Omaha	42 51	
												343	A	Manhattan	58 56	
-----																
LAST 12 Division I GAMES:																
203	A	Bowling Green	73 79	248	A	Oakland	67 74									
288	H	Western Mich.	44 54	254	H	Cleveland St.	49 67									
217	A	Eastern Mich.	53 60	103	H	Youngstown St.	59 85									
304	H	Omaha	42 51	91	A	Toledo	60 77									
343	A	Manhattan	58 56	120	H	Miami (OH)	59 78									
71	A	Michigan	62 95	249	A	Loyola Chicago	43 52									

Non-Div I Games: Mich. -Dearborn 68 60

Detroit Mercy



Average RPI	Win:	107	WON-LOST RECORD	WINNING PCT. RANK	LAST 10 GAMES	STRENGTH OF SCHEDULE	OPP. STRENGTH OF SCHEDULE	TEAM RPI	ADJ. RPI	CONF. RPI	ADJ CONF. RPI
Average RPI	Loss:	13									
DIV. I ONLY			9- 4	79	6-4	3	3	10	10	13	13
DIV. I NON-CONF.			7- 4	109	1- 0	7	1	12	12	13	13
-----											
TOTALS	RPI 1-25		RPI 26-50		W-L RECORDS	RPI 51-100		RPI 101-150		RPI 150+	
9- 4	2- 3		1- 1		OVERALL	2- 0		0- 0		4- 0	
2- 1	1- 1		0- 0		HOME	0- 0		0- 0		1- 0	
5- 2	0- 1		0- 1		AWAY	2- 0		0- 0		3- 0	
2- 1	1- 1		1- 0		NEUTRAL	0- 0		0- 0		0- 0	
7- 4	2- 3		1- 1		NON-CONFERENCE	2- 0		0- 0		2- 0	
2- 1	1- 1		0- 0		HOME	0- 0		0- 0		1- 0	
3- 2	0- 1		0- 1		AWAY	2- 0		0- 0		1- 0	
2- 1	1- 1		1- 0		NEUTRAL	0- 0		0- 0		0- 0	
2- 0	0- 0		0- 0		CONFERENCE	0- 0		0- 0		2- 0	
0- 0	0- 0		0- 0		HOME	0- 0		0- 0		0- 0	
2- 0	0- 0		0- 0		AWAY	0- 0		0- 0		2- 0	
0- 0	0- 0		0- 0		NEUTRAL	0- 0		0- 0		0- 0	

RPI	S	Opponent	Score
1	N	Notre Dame	64 82
2	A	Iowa St.	81 86
13	H	Iowa	82 91
16	H	South Dakota	76 64
19	N	Rutgers	69 59

RPI	S	Opponent	Score
34	N	South Carolina	90 85
35	A	South Dakota St.	71 80

RPI	S	Opponent	Score
80	A	Creighton	85 69
88	A	Nebraska	83 77

RPI	S	Opponent	Score
156	H	CSUN	73 63
168	A	Illinois St.	82 64
181	A	Bradley	92 63
218	A	Western Ill.	98 71

## LAST 12 Division I GAMES:

13	H	Iowa	82 91	34	N	South Carolina	90 85
2	A	Iowa St.	81 86	1	N	Notre Dame	64 82
35	A	South Dakota St.	71 80	168	A	Illinois St.	82 64
80	A	Creighton	85 69	181	A	Bradley	92 63
19	N	Rutgers	69 59	16	H	South Dakota	76 64
156	H	CSUN	73 63	218	A	Western Ill.	98 71

Non-Div I Games:

Clarke

91 43

Drake



Average RPI Win:	255	WON-LOST	WINNING	LAST 10	STRENGTH OF	OPP. STRENGTH	TEAM	ADJ.	CONF.	ADJ CONF.
Average RPI Loss:	88	RECORD	PCT. RANK	GAMES	SCHEDULE	OF SCHEDULE	RPI	RPI	RPI	RPI
DIV. I ONLY	8- 5	108	6-4	192	263	174	174	12	12	
DIV. I NON-CONF.	8- 3	72	1- 0	257	250	148	148	14	14	
-----										
TOTALS	RPI 1-25	RPI 26-50	W-L RECORDS	RPI 51-100	RPI 101-150	RPI 150+				
8- 5	0- 0	0- 0	OVERALL	1- 4	0- 1	7- 0				
3- 4	0- 0	0- 0	HOME	1- 3	0- 1	2- 0				
4- 0	0- 0	0- 0	AWAY	0- 0	0- 0	4- 0				
1- 1	0- 0	0- 0	NEUTRAL	0- 1	0- 0	1- 0				
8- 3	0- 0	0- 0	NON-CONFERENCE	1- 3	0- 0	7- 0				
3- 2	0- 0	0- 0	HOME	1- 2	0- 0	2- 0				
4- 0	0- 0	0- 0	AWAY	0- 0	0- 0	4- 0				
1- 1	0- 0	0- 0	NEUTRAL	0- 1	0- 0	1- 0				
0- 2	0- 0	0- 0	CONFERENCE	0- 1	0- 1	0- 0				
0- 2	0- 0	0- 0	HOME	0- 1	0- 1	0- 0				
0- 0	0- 0	0- 0	AWAY	0- 0	0- 0	0- 0				
0- 0	0- 0	0- 0	NEUTRAL	0- 0	0- 0	0- 0				

RPI 1-25				RPI 26-50				RPI 51-100				RPI 101+				Team's RPI: 174
RPI	S	Opponent	Score	RPI	S	Opponent	Score	RPI	S	Opponent	Score	RPI	S	Opponent	Score	
								65	H	James Madison	35 51	121	H	Towson	54 55	
								68	H	Bucknell	64 42	224	H	Gardner-Webb	65 48	
								77	H	Penn	39 55	256	A	La Salle	58 43	
								87	H	Quinnipiac	52 56	269	N	Siena	51 39	
								90	N	Wright St.	63 71	275	A	Richmond	58 35	
												289	H	Saint Joseph's	51 34	
												313	A	Vermont	60 44	
												343	A	Manhattan	53 39	
-----																
LAST 12 Division I GAMES:																
				77	H	Penn	39 55	313	A	Vermont	60 44					
				224	H	Gardner-Webb	65 48	65	H	James Madison	35 51					
				90	N	Wright St.	63 71	121	H	Towson	54 55					
				343	A	Manhattan	53 39	275	A	Richmond	58 35					
				256	A	La Salle	58 43	68	H	Bucknell	64 42					
				269	N	Siena	51 39	289	H	Saint Joseph's	51 34					

Non-Div I Games:

Drexel



Average RPI Win:	148	WON-LOST	WINNING	LAST 10	STRENGTH OF	OPP. STRENGTH	TEAM	ADJ.	CONF.	ADJ CONF.
Average RPI Loss:	52	RECORD	PCT. RANK	GAMES	SCHEDULE	OF SCHEDULE	RPI	RPI	RPI	RPI
DIV. I ONLY	8- 6	131	6-4	9	67	31	31	1	1	
DIV. I NON-CONF.	8- 4	91	0- 1	33	98	32	32	1	1	
-----										
TOTALS	RPI 1-25	RPI 26-50	W-L RECORDS	RPI 51-100	RPI 101-150	RPI 150+				
8- 6	0- 2	0- 1	OVERALL	3- 2	1- 1	4- 0				
5- 1	0- 1	0- 0	HOME	2- 0	0- 0	3- 0				
2- 3	0- 1	0- 0	AWAY	1- 2	1- 0	0- 0				
1- 2	0- 0	0- 1	NEUTRAL	0- 0	0- 1	1- 0				
8- 4	0- 0	0- 1	NON-CONFERENCE	3- 2	1- 1	4- 0				
5- 0	0- 0	0- 0	HOME	2- 0	0- 0	3- 0				
2- 2	0- 0	0- 0	AWAY	1- 2	1- 0	0- 0				
1- 2	0- 0	0- 1	NEUTRAL	0- 0	0- 1	1- 0				
0- 2	0- 2	0- 0	CONFERENCE	0- 0	0- 0	0- 0				
0- 1	0- 1	0- 0	HOME	0- 0	0- 0	0- 0				
0- 1	0- 1	0- 0	AWAY	0- 0	0- 0	0- 0				
0- 0	0- 0	0- 0	NEUTRAL	0- 0	0- 0	0- 0				

D  
u  
k  
eD  
u  
k  
e

RPI 1-25				RPI 26-50				RPI 51-100				RPI 101+			
RPI	S	Opponent	Score	RPI	S	Opponent	Score	RPI	S	Opponent	Score	RPI	S	Opponent	Score
8	H	Louisville	51 73	31	N	Missouri	54 62	66	A	Oregon St.	57 71	115	N	Washington	64 71
9	A	NC State	51 63					79	A	Maine	66 63	142	A	Wisconsin	60 53
								83	A	Northwestern	58 84	172	H	Elon	81 64
								92	H	FGCU	57 41	184	H	East Carolina	83 66
								96	H	Marist	64 56	196	N	Ball St.	79 62
												223	H	UNLV	66 38
-----															
LAST 12 Division I GAMES:															
92	H	FGCU	57 41	31	N	Missouri	54 62	196	N	Ball St.	79 62				
184	H	East Carolina	83 66					8	H	Louisville	51 73				
66	A	Oregon St.	57 71					9	A	NC State	51 63				
223	H	UNLV	66 38					115	N	Washington	64 71				
96	H	Marist	64 56					172	H	Elon	81 64				
142	A	Wisconsin	60 53												

Non-Div I Games:

Duke



Average RPI	Win:	192	WON-LOST	WINNING	LAST 10	STRENGTH OF	OPP. STRENGTH	TEAM	ADJ.	CONF.	ADJ CONF.
Average RPI	Loss:	94	RECORD	PCT. RANK	GAMES	SCHEDULE	OF SCHEDULE	RPI	RPI	RPI	RPI
DIV. I ONLY		7- 8	182	5-5	114	60	146	146	16	16	
DIV. I NON-CONF.		6- 7	172	0- 0	91	58	119	119	18	18	
-----											
TOTALS	RPI 1-25		RPI 26-50		W-L RECORDS	RPI 51-100		RPI 101-150		RPI 150+	
7- 8	0- 2		0- 1		OVERALL	2- 3		0- 0		5- 2	
3- 3	0- 1		0- 0		HOME	0- 1		0- 0		3- 1	
4- 3	0- 0		0- 1		AWAY	2- 2		0- 0		2- 0	
0- 2	0- 1		0- 0		NEUTRAL	0- 0		0- 0		0- 1	
6- 7	0- 2		0- 1		NON-CONFERENCE	2- 3		0- 0		4- 1	
3- 2	0- 1		0- 0		HOME	0- 1		0- 0		3- 0	
3- 3	0- 0		0- 1		AWAY	2- 2		0- 0		1- 0	
0- 2	0- 1		0- 0		NEUTRAL	0- 0		0- 0		0- 1	
1- 1	0- 0		0- 0		CONFERENCE	0- 0		0- 0		1- 1	
0- 1	0- 0		0- 0		HOME	0- 0		0- 0		0- 1	
1- 0	0- 0		0- 0		AWAY	0- 0		0- 0		1- 0	
0- 0	0- 0		0- 0		NEUTRAL	0- 0		0- 0		0- 0	

RPI 1-25				RPI 26-50				RPI 51-100				RPI 101+ Team's RPI: 146			
RPI	S	Opponent	Score	RPI	S	Opponent	Score	RPI	S	Opponent	Score	RPI	S	Opponent	Score
5	N	Syracuse	71 87	36	A	Texas	41 78	81	A	TCU	48 61	159	H	Davidson	47 62
23	H	UCF	63 71					82	H	Pittsburgh	58 66	204	H	Mt. St. Mary's	73 64
								84	A	Penn St.	64 58	210	A	Saint Francis (PA)	93 73
								91	A	Toledo	52 65	235	A	St. Bonaventure	60 54
								100	A	Kent St.	77 72	245	H	Temple	54 53
												265	H	ETSU	66 58
												271	N	Liberty	51 55
-----															
LAST 12 Division I GAMES:															
271	N	Liberty	51 55	159	H	Davidson	47 62	235	A	St. Bonaventure	60 54	245	H	Temple	54 53
5	N	Syracuse	71 87	82	H	Pittsburgh	58 66	210	A	Saint Francis (PA)	93 73	91	A	Toledo	52 65
265	H	ETSU	66 58	84	A	Penn St.	64 58								
23	H	UCF	63 71	100	A	Kent St.	77 72								

Non-Div I Games:

Duquesne



**E  
T  
S  
U**

**ETSU**

ETSU



Average RPI Win:	260	WON-LOST	WINNING	LAST 10	STRENGTH OF	OPP. STRENGTH	TEAM	ADJ.	CONF.	ADJ CONF.
Average RPI Loss:	106	RECORD	PCT. RANK	GAMES	SCHEDULE	OF SCHEDULE	RPI	RPI	RPI	RPI
DIV. I ONLY	10- 5	89	5-5	277	250	184	184	9	9	
DIV. I NON-CONF.	9- 4	85	0- 0	306	244	197	197	9	9	
-----										
TOTALS	RPI 1-25	RPI 26-50	W-L RECORDS	RPI 51-100	RPI 101-150	RPI 150+				
10- 5	0- 0	0- 1	OVERALL	1- 1	0- 2	9- 1				
8- 1	0- 0	0- 0	HOME	1- 0	0- 0	7- 1				
0- 4	0- 0	0- 1	AWAY	0- 1	0- 2	0- 0				
2- 0	0- 0	0- 0	NEUTRAL	0- 0	0- 0	2- 0				
9- 4	0- 0	0- 1	NON-CONFERENCE	1- 0	0- 2	8- 1				
7- 1	0- 0	0- 0	HOME	1- 0	0- 0	6- 1				
0- 3	0- 0	0- 1	AWAY	0- 0	0- 2	0- 0				
2- 0	0- 0	0- 0	NEUTRAL	0- 0	0- 0	2- 0				
1- 1	0- 0	0- 0	CONFERENCE	0- 1	0- 0	1- 0				
1- 0	0- 0	0- 0	HOME	0- 0	0- 0	1- 0				
0- 1	0- 0	0- 0	AWAY	0- 1	0- 0	0- 0				
0- 0	0- 0	0- 0	NEUTRAL	0- 0	0- 0	0- 0				

RPI	S	Opponent	Score	RPI	S	Opponent	Score	RPI	S	Opponent	Score	RPI	S	Opponent	Score	Team's RPI: 184
31	A	Duke	66 83	72	A	Tulane	57 68	127	A	Charlotte	46 52	137	A	William & Mary	43 63	
				93	H	Wake Forest	70 61	162	H	UNCW	68 71	198	H	UMES	84 69	
								216	H	Monmouth	73 67	243	H	Wichita St.	78 56	
								266	H	Kennesaw St.	68 56	271	H	Liberty	66 63	
								307	N	South Carolina St.	71 63	326	H	USC Upstate	63 53	
								336	H	Grand Canyon	59 47	344	N	Longwood	61 52	
-----																
LAST 12 Division I GAMES:																
307	N	South Carolina St.	71 63	243	H	Wichita St.	78 56									
344	N	Longwood	61 52	72	A	Tulane	57 68									
326	H	USC Upstate	63 53	162	H	UNCW	68 71									
271	H	Liberty	66 63	31	A	Duke	66 83									
127	A	Charlotte	46 52	93	H	Wake Forest	70 61									
137	A	William & Mary	43 63	266	H	Kennesaw St.	68 56									

Non-Div I Games:

East Carolina



Average RPI Win:	204	WON-LOST	WINNING	LAST 10	STRENGTH OF	OPP. STRENGTH	TEAM	ADJ.	CONF.	ADJ CONF.
Average RPI Loss:	163	RECORD	PCT. RANK	GAMES	SCHEDULE	OF SCHEDULE	RPI	RPI	RPI	RPI
DIV. I ONLY	4- 6	222	5-5	160	292	209	209	20	20	
DIV. I NON-CONF.	3- 5	227	0- 0	166	253	209	209	20	20	
<hr/>										
TOTALS	RPI 1-25	RPI 26-50	W-L RECORDS	RPI 51-100	RPI 101-150	RPI 150+				
4- 6	0- 1	0- 0	OVERALL	0- 1	2- 0	2- 4				
3- 1	0- 0	0- 0	HOME	0- 0	2- 0	1- 1				
0- 5	0- 1	0- 0	AWAY	0- 1	0- 0	0- 3				
1- 0	0- 0	0- 0	NEUTRAL	0- 0	0- 0	1- 0				
3- 5	0- 1	0- 0	NON-CONFERENCE	0- 1	1- 0	2- 3				
2- 0	0- 0	0- 0	HOME	0- 0	1- 0	1- 0				
0- 5	0- 1	0- 0	AWAY	0- 1	0- 0	0- 3				
1- 0	0- 0	0- 0	NEUTRAL	0- 0	0- 0	1- 0				
1- 1	0- 0	0- 0	CONFERENCE	0- 0	1- 0	0- 1				
1- 1	0- 0	0- 0	HOME	0- 0	1- 0	0- 1				
0- 0	0- 0	0- 0	AWAY	0- 0	0- 0	0- 0				
0- 0	0- 0	0- 0	NEUTRAL	0- 0	0- 0	0- 0				

RPI 1-25				RPI 26-50				RPI 51-100				RPI 101+				Team's RPI: 209
RPI	S	Opponent	Score	RPI	S	Opponent	Score	RPI	S	Opponent	Score	RPI	S	Opponent	Score	
17	A	Butler	37 72					85	A	Northern Ill.	59 78	117	H	UT Martin	77 71	
												139	H	Indiana St.	63 39	
												153	A	Southern Ill.	59 73	
												181	A	Bradley	64 67	
												218	N	Western Ill.	64 62	
												232	H	SIUE	56 65	
												310	A	Valparaiso	60 62	
												342	H	Purdue Fort Wayne	72 63	
<hr/>																
LAST 12 Division I GAMES:																
153	A	Southern Ill.	59 73	232	H	SIUE	56 65									
218	N	Western Ill.	64 62	117	H	UT Martin	77 71									
310	A	Valparaiso	60 62	139	H	Indiana St.	63 39									
181	A	Bradley	64 67	85	A	Northern Ill.	59 78									
342	H	Purdue Fort Wayne	72 63													
17	A	Butler	37 72													

Non-Div I Games: Lincoln Christian 97 34 Eureka 104 48 Oakland City 102 43

Eastern III.



Average RPI Win:	0	WON-LOST	WINNING	LAST 10	STRENGTH OF	OPP. STRENGTH	TEAM	ADJ.	CONF.	ADJ CONF.
Average RPI Loss:	177	RECORD	PCT. RANK	GAMES	SCHEDULE	OF SCHEDULE	RPI	RPI	RPI	RPI
DIV. I ONLY	0- 11	344	2-8	35	342	294	294	20	20	
DIV. I NON-CONF.	0- 9	336	0- 1	13	338	256	256	20	20	
<hr/>										
TOTALS	RPI 1-25	RPI 26-50	W-L RECORDS	RPI 51-100	RPI 101-150	RPI 150+				
0- 11	0- 1	0- 0	OVERALL	0- 1	0- 3	0- 6				
0- 2	0- 0	0- 0	HOME	0- 0	0- 0	0- 2				
0- 7	0- 0	0- 0	AWAY	0- 1	0- 2	0- 4				
0- 2	0- 1	0- 0	NEUTRAL	0- 0	0- 1	0- 0				
0- 9	0- 1	0- 0	NON-CONFERENCE	0- 1	0- 3	0- 4				
0- 2	0- 0	0- 0	HOME	0- 0	0- 0	0- 2				
0- 5	0- 0	0- 0	AWAY	0- 1	0- 2	0- 2				
0- 2	0- 1	0- 0	NEUTRAL	0- 0	0- 1	0- 0				
0- 2	0- 0	0- 0	CONFERENCE	0- 0	0- 0	0- 2				
0- 0	0- 0	0- 0	HOME	0- 0	0- 0	0- 0				
0- 2	0- 0	0- 0	AWAY	0- 0	0- 0	0- 2				
0- 0	0- 0	0- 0	NEUTRAL	0- 0	0- 0	0- 0				

E  
a  
s  
t  
e  
r  
n  
K  
y  
.E  
a  
s  
t  
e  
r  
n  
K  
y  
.

RPI 1-25				RPI 26-50				RPI 51-100				RPI 101+ Team's RPI: 294			
RPI	S	Opponent	Score	RPI	S	Opponent	Score	RPI	S	Opponent	Score	RPI	S	Opponent	Score
22	N	Florida St.	45 62					59	A	Ohio	60 100	120	A	Miami (OH)	44 60
												150	A	West Virginia	29 78
												150	N	West Virginia	39 81
												161	A	Akron	54 63
												195	H	Saint Louis	43 70
												201	H	George Mason	75 91
												268	A	Murray St.	63 81
												288	A	Western Mich.	53 64
												330	A	Austin Peay	65 100
<hr/>															
LAST 12 Division I GAMES:															
288	A	Western Mich.	53 64	150	N	West Virginia	39 81	268	A	Murray St.	63 81	330	A	Austin Peay	65 100
22	N	Florida St.	45 62	201	H	George Mason	75 91	161	A	Akron	54 63				
59	A	Ohio	60 100												
120	A	Miami (OH)	44 60												
195	H	Saint Louis	43 70												

Non-Div I Games: Brescia 70 41 Ky. Christian 90 35

Eastern Ky.



Average RPI Win:	294	WON-LOST	WINNING	LAST 10	STRENGTH OF	OPP. STRENGTH	TEAM	ADJ.	CONF.	ADJ CONF.
Average RPI Loss:	105	RECORD	PCT. RANK	GAMES	SCHEDULE	OF SCHEDULE	RPI	RPI	RPI	RPI

DIV. I ONLY	6- 6	169	5-5	280	194	217	217	8	8
DIV. I NON-CONF.	6- 4	125	0- 0	322	209	226	226	8	8
TOTALS	RPI 1-25	RPI 26-50	W-L RECORDS	RPI 51-100	RPI 101-150	RPI 150+			
6- 6	0- 2	0- 0	OVERALL	0- 2	0- 1	6- 1			
4- 1	0- 0	0- 0	HOME	0- 1	0- 0	4- 0			
2- 2	0- 0	0- 0	AWAY	0- 1	0- 1	2- 0			
0- 3	0- 2	0- 0	NEUTRAL	0- 0	0- 0	0- 1			
6- 4	0- 2	0- 0	NON-CONFERENCE	0- 0	0- 1	6- 1			
4- 0	0- 0	0- 0	HOME	0- 0	0- 0	4- 0			
2- 1	0- 0	0- 0	AWAY	0- 0	0- 1	2- 0			
0- 3	0- 2	0- 0	NEUTRAL	0- 0	0- 0	0- 1			
0- 2	0- 0	0- 0	CONFERENCE	0- 2	0- 0	0- 0			
0- 1	0- 0	0- 0	HOME	0- 1	0- 0	0- 0			
0- 1	0- 0	0- 0	AWAY	0- 1	0- 0	0- 0			
0- 0	0- 0	0- 0	NEUTRAL	0- 0	0- 0	0- 0			

RPI S Opponent Score	RPI S Opponent Score	RPI S Opponent Score	RPI S Opponent Score
2 N Iowa St. 59 85		53 H Buffalo 84 91	141 A Illinois 66 72
17 N Butler 63 73		100 A Kent St. 64 71	168 H Illinois St. 50 41
			254 H Cleveland St. 69 63
			317 N UNC Greensboro 44 49
			325 H UIC 52 38
			333 H Detroit Mercy 60 53
			342 A Purdue Fort Wayne 87 72
			344 A Longwood 64 45
LAST 12 Division I GAMES:			
53 H Buffalo 84 91	100 A Kent St. 64 71	17 N Butler 63 73	
141 A Illinois 66 72	317 N UNC Greensboro 44 49	344 A Longwood 64 45	
325 H UIC 52 38	342 A Purdue Fort Wayne 87 72	333 H Detroit Mercy 60 53	
2 N Iowa St. 59 85			
168 H Illinois St. 50 41			
254 H Cleveland St. 69 63			

Non-Div I Games: Northwood 53 39

Eastern Mich.



Average RPI Win:	339	WON-LOST	WINNING	LAST 10	STRENGTH OF	OPP. STRENGTH	TEAM	ADJ.	CONF.	ADJ CONF.
Average RPI Loss:	101	RECORD	PCT. RANK	GAMES	SCHEDULE	OF SCHEDULE	RPI	RPI	RPI	RPI
DIV. I ONLY	1- 11	332	1-9	36	211	229	229	14	14	
DIV. I NON-CONF.	0- 8	336	0- 0	11	192	230	230	11	11	
-----										
TOTALS	RPI 1-25	RPI 26-50	W-L RECORDS	RPI 51-100	RPI 101-150	RPI 150+				
1- 11	0- 1	0- 2	OVERALL	0- 3	0- 3	1- 2				
0- 4	0- 1	0- 0	HOME	0- 2	0- 1	0- 0				
1- 5	0- 0	0- 2	AWAY	0- 0	0- 2	1- 1				
0- 2	0- 0	0- 0	NEUTRAL	0- 1	0- 0	0- 1				
0- 8	0- 1	0- 2	NON-CONFERENCE	0- 2	0- 1	0- 2				
0- 3	0- 1	0- 0	HOME	0- 1	0- 1	0- 0				
0- 3	0- 0	0- 2	AWAY	0- 0	0- 0	0- 1				
0- 2	0- 0	0- 0	NEUTRAL	0- 1	0- 0	0- 1				
1- 3	0- 0	0- 0	CONFERENCE	0- 1	0- 2	1- 0				
0- 1	0- 0	0- 0	HOME	0- 1	0- 0	0- 0				
1- 2	0- 0	0- 0	AWAY	0- 0	0- 2	1- 0				
0- 0	0- 0	0- 0	NEUTRAL	0- 0	0- 0	0- 0				

RPI 1-25				RPI 26-50				RPI 51-100				RPI 101+ Team's RPI: 229			
RPI	S	Opponent	Score	RPI	S	Opponent	Score	RPI	S	Opponent	Score	RPI	S	Opponent	Score
11	H	Gonzaga	51 63	37	A	BYU	65 80	56	H	Utah	51 95	104	A	Idaho St.	48 63
				45	A	Boise St.	55 67	62	H	Northern Colo.	62 67	110	H	Fresno St.	58 68
								66	N	Oregon St.	45 93	136	A	Idaho	68 84
												194	N	UC Riverside	45 57
												293	A	Cal Poly	55 59
												339	A	Weber St.	64 58
-----															
LAST 12 Division I GAMES:															
62	H	Northern Colo.	62 67	136	A	Idaho	68 84								
110	H	Fresno St.	58 68	104	A	Idaho St.	48 63								
293	A	Cal Poly	55 59	339	A	Weber St.	64 58								
56	H	Utah	51 95	194	N	UC Riverside	45 57								
37	A	BYU	65 80	66	N	Oregon St.	45 93								
11	H	Gonzaga	51 63	45	A	Boise St.	55 67								

Non-Div I Games: Eastern Ore. 66 45

Eastern Wash.



Average RPI Win:	255	WON-LOST	WINNING	LAST 10	STRENGTH OF	OPP. STRENGTH	TEAM	ADJ.	CONF.	ADJ CONF.
Average RPI Loss:	92	RECORD	PCT. RANK	GAMES	SCHEDULE	OF SCHEDULE	RPI	RPI	RPI	RPI
DIV. I ONLY	5- 7	208	5-5	123	199	172	172	12	12	
DIV. I NON-CONF.	4- 6	212	0- 0	162	181	207	207	14	14	
-----										
TOTALS	RPI 1-25	RPI 26-50	W-L RECORDS	RPI 51-100	RPI 101-150	RPI 150+				
5- 7	0- 1	0- 3	OVERALL	0- 1	0- 1	5- 1				
2- 3	0- 0	0- 2	HOME	0- 1	0- 0	2- 0				
3- 4	0- 1	0- 1	AWAY	0- 0	0- 1	3- 1				
0- 0	0- 0	0- 0	NEUTRAL	0- 0	0- 0	0- 0				
4- 6	0- 0	0- 3	NON-CONFERENCE	0- 1	0- 1	4- 1				
2- 3	0- 0	0- 2	HOME	0- 1	0- 0	2- 0				
2- 3	0- 0	0- 1	AWAY	0- 0	0- 1	2- 1				
0- 0	0- 0	0- 0	NEUTRAL	0- 0	0- 0	0- 0				
1- 1	0- 1	0- 0	CONFERENCE	0- 0	0- 0	1- 0				
0- 0	0- 0	0- 0	HOME	0- 0	0- 0	0- 0				
1- 1	0- 1	0- 0	AWAY	0- 0	0- 0	1- 0				
0- 0	0- 0	0- 0	NEUTRAL	0- 0	0- 0	0- 0				

RPI 1-25				RPI 26-50				RPI 51-100				RPI 101+ Team's RPI: 172			
RPI	S	Opponent	Score	RPI	S	Opponent	Score	RPI	S	Opponent	Score	RPI	S	Opponent	Score
25	A	Northeastern	71 79	31	A	Duke	64 81	96	H	Marist	57 61	131	A	Appalachian St.	62 65
				41	H	North Carolina	69 100					159	H	Davidson	73 72
				46	H	Auburn	44 96					240	A	Hampton	77 62
												252	A	Hofstra	77 64
												274	A	Winthrop	57 58
												283	H	N. C. A&T	73 64
												341	A	N. C. Central	83 54
-----															
LAST 12 Division I GAMES:															
252	A	Hofstra	77 64	25	A	Northeastern	71 79	46	H	Auburn	44 96	283	H	N. C. A&T	73 64
96	H	Marist	57 61	46	H	Auburn	44 96	274	A	Winthrop	57 58	159	H	Davidson	73 72
131	A	Appalachian St.	62 65	283	H	N. C. A&T	73 64	159	H	Davidson	73 72	240	A	Hampton	77 62
31	A	Duke	64 81	274	A	Winthrop	57 58	240	A	Hampton	77 62				
341	A	N. C. Central	83 54												
41	H	North Carolina	69 100												

Non-Div I Games: Chowan 88 74

EI on



Average RPI Win:	334	WON-LOST	WINNING	LAST 10	STRENGTH OF	OPP. STRENGTH	TEAM	ADJ.	CONF.	ADJ CONF.
Average RPI Loss:	212	RECORD	PCT. RANK	GAMES	SCHEDULE	OF SCHEDULE	RPI	RPI	RPI	RPI
DIV. I ONLY	2- 11	315	1-9	343	291	345	345	13	13	
DIV. I NON-CONF.	2- 9	297	0- 0	343	317	347	347	13	13	
-----										
TOTALS	RPI 1-25	RPI 26-50	W-L RECORDS	RPI 51-100	RPI 101-150	RPI 150+				
2- 11	0- 0	0- 0	OVERALL	0- 1	0- 2	2- 8				
1- 4	0- 0	0- 0	HOME	0- 0	0- 0	1- 4				
1- 7	0- 0	0- 0	AWAY	0- 1	0- 2	1- 4				
0- 0	0- 0	0- 0	NEUTRAL	0- 0	0- 0	0- 0				
2- 9	0- 0	0- 0	NON-CONFERENCE	0- 1	0- 1	2- 7				
1- 4	0- 0	0- 0	HOME	0- 0	0- 0	1- 4				
1- 5	0- 0	0- 0	AWAY	0- 1	0- 1	1- 3				
0- 0	0- 0	0- 0	NEUTRAL	0- 0	0- 0	0- 0				
0- 2	0- 0	0- 0	CONFERENCE	0- 0	0- 1	0- 1				
0- 0	0- 0	0- 0	HOME	0- 0	0- 0	0- 0				
0- 2	0- 0	0- 0	AWAY	0- 0	0- 1	0- 1				
0- 0	0- 0	0- 0	NEUTRAL	0- 0	0- 0	0- 0				

RPI 1-25	RPI 26-50	RPI 51-100	RPI 101+	Team's RPI: 345
RPI S Opponent Score	RPI S Opponent Score	RPI S Opponent Score	RPI S Opponent Score	
		76 A Dayton 30 69	142 A Wisconsin 60 96	
			143 A Missouri St. 66 88	
			153 A Southern Ill. 47 67	
			190 A Morehead St. 63 85	
			206 H Southeast Mo. St. 50 54	
			232 H SIUE 45 54	
			259 A Marshall 65 72	
			268 A Murray St. 53 81	
			325 H UIC 54 62	
			330 H Austin Peay 56 52	
			337 A Chicago St. 67 58	
			342 H Purdue Fort Wayne 66 72	
LAST 12 Division I GAMES:				
143 A Missouri St. 66 88	153 A Southern Ill. 47 67			
190 A Morehead St. 63 85	142 A Wisconsin 60 96			
259 A Marshall 65 72	330 H Austin Peay 56 52			
342 H Purdue Fort Wayne 66 72	76 A Dayton 30 69			
232 H SIUE 45 54	206 H Southeast Mo. St. 50 54			
337 A Chicago St. 67 58	325 H UIC 54 62			

Non-Div I Games:

Evansville



Average RPI	Win:	215	WON-LOST	WINNING	LAST 10	STRENGTH OF	OPP. STRENGTH	TEAM	ADJ.	CONF.	ADJ CONF.
Average RPI	Loss:	54	RECORD	PCT. RANK	GAMES	SCHEDULE	OF SCHEDULE	RPI	RPI	RPI	RPI
DIV. I ONLY		9- 4		79	8-2	151	108	92	92	26	26
DIV. I NON-CONF.		7- 4		109	0- 0	159	59	106	106	27	27
<hr/>											
TOTALS	RPI 1-25		RPI 26-50		W-L RECORDS	RPI 51-100		RPI 101-150		RPI 150+	
9- 4	0- 1		0- 2		OVERALL	0- 0		1- 1		8- 0	
5- 1	0- 0		0- 0		HOME	0- 0		1- 1		4- 0	
3- 2	0- 0		0- 2		AWAY	0- 0		0- 0		3- 0	
1- 1	0- 1		0- 0		NEUTRAL	0- 0		0- 0		1- 0	
7- 4	0- 1		0- 2		NON-CONFERENCE	0- 0		1- 1		6- 0	
4- 1	0- 0		0- 0		HOME	0- 0		1- 1		3- 0	
2- 2	0- 0		0- 2		AWAY	0- 0		0- 0		2- 0	
1- 1	0- 1		0- 0		NEUTRAL	0- 0		0- 0		1- 0	
2- 0	0- 0		0- 0		CONFERENCE	0- 0		0- 0		2- 0	
1- 0	0- 0		0- 0		HOME	0- 0		0- 0		1- 0	
1- 0	0- 0		0- 0		AWAY	0- 0		0- 0		1- 0	
0- 0	0- 0		0- 0		NEUTRAL	0- 0		0- 0		0- 0	

RPI 1-25				RPI 26-50				RPI 51-100				RPI 101+			
RPI	S	Opponent	Score	RPI	S	Opponent	Score	RPI	S	Opponent	Score	RPI	S	Opponent	Score
3	N	Stanford	65 88	31	A	Duke	41 57					113	H	Houston	76 71
				35	A	South Dakota St.	62 80					145	H	UAB	60 62
												151	N	American	90 71
												158	H	Abilene Christian	81 65
												167	A	North Ala.	68 52
												210	A	Saint Francis (PA)	83 69
												267	H	Coppin St.	93 61
												271	H	Liberty	68 50
												284	A	Hawaii	73 67
												315	H	FIU	100 58
<hr/>															
LAST 12 Division I GAMES:															
167	A	North Ala.	68 52	271	H	Liberty	68 50								
113	H	Houston	76 71	31	A	Duke	41 57								
151	N	American	90 71	145	H	UAB	60 62								
284	A	Hawaii	73 67	267	H	Coppin St.	93 61								
3	N	Stanford	65 88	158	H	Abilene Christian	81 65								
315	H	FIU	100 58	210	A	Saint Francis (PA)	83 69								

Non-Div I Games: Fla. Memorial 99 68 Johnson &amp; Wales (FL) 109 64

FGCU



Average RPI Win:	337	WON-LOST	WINNING	LAST 10	STRENGTH OF	OPP. STRENGTH	TEAM	ADJ.	CONF.	ADJ CONF.
Average RPI Loss:	166	RECORD	PCT. RANK	GAMES	SCHEDULE	OF SCHEDULE	RPI	RPI	RPI	RPI
DIV. I ONLY	3- 11	295	3-7	153	347	315	315	17	17	
DIV. I NON-CONF.	3- 9	271	0- 1	237	342	334	334	19	19	
<hr/>										
TOTALS	RPI 1-25	RPI 26-50	W-L RECORDS	RPI 51-100	RPI 101-150	RPI 150+				
3- 11	0- 0	0- 1	OVERALL	0- 2	0- 2	3- 6				
3- 8	0- 0	0- 1	HOME	0- 1	0- 2	3- 4				
0- 3	0- 0	0- 0	AWAY	0- 1	0- 0	0- 2				
0- 0	0- 0	0- 0	NEUTRAL	0- 0	0- 0	0- 0				
3- 9	0- 0	0- 1	NON-CONFERENCE	0- 1	0- 1	3- 6				
3- 6	0- 0	0- 1	HOME	0- 0	0- 1	3- 4				
0- 3	0- 0	0- 0	AWAY	0- 1	0- 0	0- 2				
0- 0	0- 0	0- 0	NEUTRAL	0- 0	0- 0	0- 0				
0- 2	0- 0	0- 0	CONFERENCE	0- 1	0- 1	0- 0				
0- 2	0- 0	0- 0	HOME	0- 1	0- 1	0- 0				
0- 0	0- 0	0- 0	AWAY	0- 0	0- 0	0- 0				
0- 0	0- 0	0- 0	NEUTRAL	0- 0	0- 0	0- 0				

RPI	S	Opponent	Score	RPI	S	Opponent	Score	RPI	S	Opponent	Score	RPI	S	Opponent	Score	Team's RPI: 315
26	H	Miami (FL)	43 94	78	H	Middle Tenn.	43 49	123	H	South Alabama	77 84	145	H	UAB	59 83	
				92	A	FGCU	58 100	176	H	Georgia St.	61 67	213	A	Bethune-Cookman	57 68	
								220	H	Howard	62 89	236	H	Jacksonville	62 73	
								242	H	Campbell	54 59	278	A	North Florida	53 62	
								329	H	Florida A&M	77 54	332	H	Morgan St.	59 50	
								350	H	Alcorn	75 40					
<hr/>																
LAST 12 Division I GAMES:																
123	H	South Alabama	77 84	242	H	Campbell	54 59									
278	A	North Florida	53 62	145	H	UAB	59 83									
332	H	Morgan St.	59 50	78	H	Middle Tenn.	43 49									
329	H	Florida A&M	77 54	236	H	Jacksonville	62 73									
213	A	Bethune-Cookman	57 68	350	H	Alcorn	75 40									
92	A	FGCU	58 100	220	H	Howard	62 89									

Non-Div I Games: Palm Beach Atl. 63 66

FIU



Average RPI Win:	317	WON-LOST	WINNING	LAST 10	STRENGTH OF	OPP. STRENGTH	TEAM	ADJ.	CONF.	ADJ CONF.
Average RPI Loss:	159	RECORD	PCT. RANK	GAMES	SCHEDULE	OF SCHEDULE	RPI	RPI	RPI	RPI
DIV. I ONLY	3- 10	287	1-9	220	289	285	285	27	27	
DIV. I NON-CONF.	3- 8	267	0- 0	209	307	275	275	28	28	
-----										
TOTALS	RPI 1-25	RPI 26-50	W-L RECORDS	RPI 51-100	RPI 101-150	RPI 150+				
3- 10	0- 1	0- 0	OVERALL	0- 2	0- 1	3- 6				
1- 2	0- 1	0- 0	HOME	0- 0	0- 1	1- 0				
1- 5	0- 0	0- 0	AWAY	0- 1	0- 0	1- 4				
1- 3	0- 0	0- 0	NEUTRAL	0- 1	0- 0	1- 2				
3- 8	0- 1	0- 0	NON-CONFERENCE	0- 1	0- 1	3- 5				
1- 2	0- 1	0- 0	HOME	0- 0	0- 1	1- 0				
1- 3	0- 0	0- 0	AWAY	0- 0	0- 0	1- 3				
1- 3	0- 0	0- 0	NEUTRAL	0- 1	0- 0	1- 2				
0- 2	0- 0	0- 0	CONFERENCE	0- 1	0- 0	0- 1				
0- 0	0- 0	0- 0	HOME	0- 0	0- 0	0- 0				
0- 2	0- 0	0- 0	AWAY	0- 1	0- 0	0- 1				
0- 0	0- 0	0- 0	NEUTRAL	0- 0	0- 0	0- 0				

RPI 1-25				RPI 26-50				RPI 51-100				RPI 101+				Team's RPI: 285
RPI	S	Opponent	Score	RPI	S	Opponent	Score	RPI	S	Opponent	Score	RPI	S	Opponent	Score	
25	H	Northeastern	50 59					68	N	Bucknell	54 77	137	H	William & Mary	54 60	
								87	A	Quinnipiac	36 81	152	A	Xavier	35 48	
												188	N	Massachusetts	49 59	
												212	N	Furman	70 77	
												221	A	Dartmouth	46 59	
												237	A	Brown	49 68	
												258	A	Rider	59 62	
												275	A	Richmond	58 40	
												325	N	UIC	68 60	
												351	H	LIU Brooklyn	71 43	
LAST 12 Division I GAMES:																
258	A	Rider	59 62	87	A	Quinnipiac	36 81	325	N	UIC	68 60	212	N	Furman	70 77	
188	N	Massachusetts	49 59	221	A	Dartmouth	46 59	25	H	Northeastern	50 59	237	A	Brown	49 68	
68	N	Bucknell	54 77	25	H	Northeastern	50 59	152	A	Xavier	35 48	275	A	Richmond	58 40	
237	A	Brown	49 68	137	H	William & Mary	54 60	351	H	LIU Brooklyn	71 43	325	N	UIC	68 60	
152	A	Xavier	35 48													
351	H	LIU Brooklyn	71 43													

Non-Div I Games:

Fairfield







Average RPI Win:	290	WON-LOST	WINNING	LAST 10	STRENGTH OF	OPP. STRENGTH	TEAM	ADJ.	CONF.	ADJ CONF.
Average RPI Loss:	173	RECORD	PCT. RANK	GAMES	SCHEDULE	OF SCHEDULE	RPI	RPI	RPI	RPI
DIV. I ONLY	3- 12	302	1-9	129	335	286	286	17	17	
DIV. I NON-CONF.	3- 10	278	0- 1	200	330	304	304	19	19	
-----										
TOTALS	RPI 1-25	RPI 26-50	W-L RECORDS	RPI 51-100	RPI 101-150	RPI 150+				
3- 12	0- 1	0- 0	OVERALL	0- 2	0- 1	3- 8				
2- 8	0- 0	0- 0	HOME	0- 1	0- 1	2- 6				
1- 4	0- 1	0- 0	AWAY	0- 1	0- 0	1- 2				
0- 0	0- 0	0- 0	NEUTRAL	0- 0	0- 0	0- 0				
3- 10	0- 1	0- 0	NON-CONFERENCE	0- 1	0- 0	3- 8				
2- 6	0- 0	0- 0	HOME	0- 0	0- 0	2- 6				
1- 4	0- 1	0- 0	AWAY	0- 1	0- 0	1- 2				
0- 0	0- 0	0- 0	NEUTRAL	0- 0	0- 0	0- 0				
0- 2	0- 0	0- 0	CONFERENCE	0- 1	0- 1	0- 0				
0- 2	0- 0	0- 0	HOME	0- 1	0- 1	0- 0				
0- 0	0- 0	0- 0	AWAY	0- 0	0- 0	0- 0				
0- 0	0- 0	0- 0	NEUTRAL	0- 0	0- 0	0- 0				

RPI 1-25				RPI 26-50				RPI 51-100				RPI 101+ Team's RPI: 286			
RPI	S	Opponent	Score	RPI	S	Opponent	Score	RPI	S	Opponent	Score	RPI	S	Opponent	Score
24	A	Michigan St.	74 89					72	A	Tulane	45 88	145	H	UAB	64 89
								78	H	Middle Tenn.	55 74	176	H	Georgia St.	59 75
												178	A	Little Rock	38 61
												181	H	Bradley	59 80
												195	H	Saint Louis	61 93
												212	A	Furman	57 73
												240	H	Hampton	68 72
												269	A	Siena	70 66
												275	H	Richmond	69 55
												283	H	N. C. A&T	65 67
												288	H	Western Mich.	59 69
												327	H	Lafayette	53 49
LAST 12 Division I GAMES:															
195	H	Saint Louis	61 93	78	H	Middle Tenn.	55 74	145	H	UAB	64 89				
181	H	Bradley	59 80	283	H	N. C. A&T	65 67	24	A	Michigan St.	74 89				
269	A	Siena	70 66	288	H	Western Mich.	59 69	212	A	Furman	57 73				
72	A	Tulane	45 88												
327	H	Lafayette	53 49												
275	H	Richmond	69 55												

Non-Div I Games:

Fla. Atlantic



Average RPI Win:	260	WON-LOST	WINNING	LAST 10	STRENGTH OF	OPP. STRENGTH	TEAM	ADJ.	CONF.	ADJ CONF.
Average RPI Loss:	104	RECORD	PCT. RANK	GAMES	SCHEDULE	OF SCHEDULE	RPI	RPI	RPI	RPI
DIV. I ONLY	4- 11	278	4-6	86	164	226	226	6	6	
DIV. I NON-CONF.	4- 9	253	0- 1	118	170	246	246	6	6	
-----										
TOTALS	RPI 1-25	RPI 26-50	W-L RECORDS	RPI 51-100	RPI 101-150	RPI 150+				
4- 11	0- 3	0- 1	OVERALL	0- 2	1- 1	3- 4				
4- 4	0- 1	0- 1	HOME	0- 1	1- 0	3- 1				
0- 6	0- 2	0- 0	AWAY	0- 0	0- 1	0- 3				
0- 1	0- 0	0- 0	NEUTRAL	0- 1	0- 0	0- 0				
4- 9	0- 3	0- 0	NON-CONFERENCE	0- 2	1- 0	3- 4				
4- 3	0- 1	0- 0	HOME	0- 1	1- 0	3- 1				
0- 5	0- 2	0- 0	AWAY	0- 0	0- 0	0- 3				
0- 1	0- 0	0- 0	NEUTRAL	0- 1	0- 0	0- 0				
0- 2	0- 0	0- 1	CONFERENCE	0- 0	0- 1	0- 0				
0- 1	0- 0	0- 1	HOME	0- 0	0- 0	0- 0				
0- 1	0- 0	0- 0	AWAY	0- 0	0- 1	0- 0				
0- 0	0- 0	0- 0	NEUTRAL	0- 0	0- 0	0- 0				

RPI 1-25				RPI 26-50				RPI 51-100				RPI 101+				Team's RPI : 226	
RPI	S	Opponent	Score	RPI	S	Opponent	Score	RPI	S	Opponent	Score	RPI	S	Opponent	Score		
12	A	Indiana	64 83	46	H	Auburn	56 64	56	N	Utah	58 74	109	A	Alabama	67 74		
22	A	Florida St.	56 63					83	H	Northwestern	74 83	149	H	Texas Tech	72 67		
25	H	Northeastern	66 79									166	A	Ohio St.	41 46		
												173	A	Mercer	82 92		
												213	H	Bethune-Cookman	64 53		
												223	A	UNLV	53 56		
												224	H	Gardner-Webb	58 60		
												329	H	Florida A&M	62 38		
												348	H	Charleston So.	70 60		
-----																	
LAST 12 Division I GAMES:																	
223	A	UNLV	53 56	109	A	Alabama	67 74										
46	H	Auburn	56 64	348	H	Charleston So.	70 60										
149	H	Texas Tech	72 67	56	N	Utah	58 74										
25	H	Northeastern	66 79	166	A	Ohio St.	41 46										
12	A	Indiana	64 83	329	H	Florida A&M	62 38										
83	H	Northwestern	74 83	213	H	Bethune-Cookman	64 53										

Non-Div I Games:

Florida



Average RPI Win:	120	WON-LOST	WINNING	LAST 10	STRENGTH OF	OPP. STRENGTH	TEAM	ADJ.	CONF.	ADJ CONF.
Average RPI Loss:	205	RECORD	PCT. RANK	GAMES	SCHEDULE	OF SCHEDULE	RPI	RPI	RPI	RPI
DIV. I ONLY	1- 12	336	2-8	200	286	329	329	32	32	
DIV. I NON-CONF.	1- 10	330	0- 1	180	228	330	330	32	32	
-----										
TOTALS	RPI 1-25	RPI 26-50	W-L RECORDS	RPI 51-100	RPI 101-150	RPI 150+				
1- 12	0- 0	0- 2	OVERALL	0- 1	1- 0	0- 9				
1- 1	0- 0	0- 0	HOME	0- 0	1- 0	0- 1				
0- 8	0- 0	0- 2	AWAY	0- 0	0- 0	0- 6				
0- 3	0- 0	0- 0	NEUTRAL	0- 1	0- 0	0- 2				
1- 10	0- 0	0- 2	NON-CONFERENCE	0- 1	1- 0	0- 7				
1- 1	0- 0	0- 0	HOME	0- 0	1- 0	0- 1				
0- 6	0- 0	0- 2	AWAY	0- 0	0- 0	0- 4				
0- 3	0- 0	0- 0	NEUTRAL	0- 1	0- 0	0- 2				
0- 2	0- 0	0- 0	CONFERENCE	0- 0	0- 0	0- 2				
0- 0	0- 0	0- 0	HOME	0- 0	0- 0	0- 0				
0- 2	0- 0	0- 0	AWAY	0- 0	0- 0	0- 2				
0- 0	0- 0	0- 0	NEUTRAL	0- 0	0- 0	0- 0				

RPI	S	Opponent	Score	RPI	S	Opponent	Score	RPI	S	Opponent	Score	RPI	S	Opponent	Score	Team's RPI: 329
26	A	Miami (FL)	54	103	72	N	Tulane	34	78	120	H	Miami (OH)	57	56		
28	A	Tennessee	31	96						187	H	Jacksonville St.	31	62		
										219	A	Stetson	44	69		
										220	A	Howard	68	74		
										226	A	Florida	38	62		
										278	A	North Florida	53	64		
										288	N	Western Mich.	50	69		
										302	A	Norfolk St.	58	60		
										304	N	Omaha	50	57		
										315	A	FIU	54	77		
-----																
LAST 12 Division I GAMES:																
304	N	Omaha	50	57	220	A	Howard	68	74							
302	A	Norfolk St.	58	60	72	N	Tulane	34	78							
226	A	Florida	38	62	26	A	Miami (FL)	54	103							
315	A	FIU	54	77	288	N	Western Mich.	50	69							
28	A	Tennessee	31	96	219	A	Stetson	44	69							
278	A	North Florida	53	64	120	H	Miami (OH)	57	56							

Non-Div I Games: Edward Waters 70 64

Florida A&amp;M



Average RPI Win:	150	WON-LOST	WINNING	LAST 10	STRENGTH OF	OPP. STRENGTH	TEAM	ADJ.	CONF.	ADJ CONF.
Average RPI Loss:	52	RECORD	PCT. RANK	GAMES	SCHEDULE	OF SCHEDULE	RPI	RPI	RPI	RPI
DIV. I ONLY	14- 1	4	10-0	122	37	22	22	1	1	
DIV. I NON-CONF.	12- 1	10	1- 0	127	61	23	23	1	1	
-----										
TOTALS	RPI 1-25	RPI 26-50	W-L RECORDS	RPI 51-100	RPI 101-150	RPI 150+				
14- 1	1- 0	1- 0	OVERALL	3- 1	2- 0	7- 0				
6- 1	0- 0	0- 0	HOME	1- 1	1- 0	4- 0				
6- 0	0- 0	1- 0	AWAY	2- 0	1- 0	2- 0				
2- 0	1- 0	0- 0	NEUTRAL	0- 0	0- 0	1- 0				
12- 1	1- 0	0- 0	NON-CONFERENCE	3- 1	1- 0	7- 0				
6- 1	0- 0	0- 0	HOME	1- 1	1- 0	4- 0				
4- 0	0- 0	0- 0	AWAY	2- 0	0- 0	2- 0				
2- 0	1- 0	0- 0	NEUTRAL	0- 0	0- 0	1- 0				
2- 0	0- 0	1- 0	CONFERENCE	0- 0	1- 0	0- 0				
0- 0	0- 0	0- 0	HOME	0- 0	0- 0	0- 0				
2- 0	0- 0	1- 0	AWAY	0- 0	1- 0	0- 0				
0- 0	0- 0	0- 0	NEUTRAL	0- 0	0- 0	0- 0				

RPI	S	Opponent	Score	RPI	S	Opponent	Score	RPI	S	Opponent	Score	RPI	S	Opponent	Score
13	N	Iowa	71 67	41	A	North Carolina	64 63	52	H	LSU	45 58	106	H	Troy	103 67
								62	A	St. John's (NY)	57 53	140	A	Virginia	63 61
								80	A	Creighton	71 52	173	A	Mercer	57 56
								84	H	Penn St.	87 58	176	H	Georgia St.	79 43
												197	A	Milwaukee	87 62
												226	H	Florida	63 56
												236	H	Jacksonville	79 46
												278	H	North Florida	74 53
												294	N	Eastern Ky.	62 45
LAST 12 Division I GAMES:															
13	N	Iowa	71 67	140	A	Virginia	63 61	176	H	Georgia St.	79 43	197	A	Milwaukee	87 62
41	A	North Carolina	64 63	176	H	Georgia St.	79 43	80	A	Creighton	71 52	62	A	St. John's (NY)	57 53
84	H	Penn St.	87 58	197	A	Milwaukee	87 62	62	A	St. John's (NY)	57 53	173	A	Mercer	57 56
294	N	Eastern Ky.	62 45	80	A	Creighton	71 52								
52	H	LSU	45 58	62	A	St. John's (NY)	57 53								
236	H	Jacksonville	79 46	173	A	Mercer	57 56								

Non-Div I Games:

Florida St.



Average RPI	Win: 207	WON-LOST RECORD	WINNING PCT. RANK	LAST 10 GAMES	STRENGTH OF SCHEDULE	OPP. STRENGTH OF SCHEDULE	TEAM RPI	ADJ. RPI	CONF. RPI	ADJ. CONF. RPI
Average RPI	Loss: 63									
DIV. I ONLY	11- 5	86	7-3	208	54	114	114	16	16	
DIV. I NON-CONF.	9- 5	105	1- 0	151	60	105	105	18	18	
-----										
TOTALS	RPI 1-25	RPI 26-50	W-L RECORDS	RPI 51-100	RPI 101-150	RPI 150+				
11- 5	0- 1	0- 1	OVERALL	2- 3	2- 0	7- 0				
7- 1	0- 0	0- 0	HOME	2- 1	1- 0	4- 0				
2- 3	0- 1	0- 0	AWAY	0- 2	0- 0	2- 0				
2- 1	0- 0	0- 1	NEUTRAL	0- 0	1- 0	1- 0				
9- 5	0- 1	0- 1	NON-CONFERENCE	2- 3	2- 0	5- 0				
6- 1	0- 0	0- 0	HOME	2- 1	1- 0	3- 0				
1- 3	0- 1	0- 0	AWAY	0- 2	0- 0	1- 0				
2- 1	0- 0	0- 1	NEUTRAL	0- 0	1- 0	1- 0				
2- 0	0- 0	0- 0	CONFERENCE	0- 0	0- 0	2- 0				
1- 0	0- 0	0- 0	HOME	0- 0	0- 0	1- 0				
1- 0	0- 0	0- 0	AWAY	0- 0	0- 0	1- 0				
0- 0	0- 0	0- 0	NEUTRAL	0- 0	0- 0	0- 0				

RPI	S	Opponent	Score	RPI	S	Opponent	Score	RPI	S	Opponent	Score	RPI	S	Opponent	Score	Team's RPI: 114
25	A	Northeastern	54 58	36	N	Texas	54 72	78	H	Middle Tenn.	61 49	115	N	Washington	65 57	
								79	H	Maine	72 64	127	H	Charlotte	71 64	
								82	A	Pittsburgh	62 65	196	N	Ball St.	78 70	
								84	H	Penn St.	55 72	199	A	George Washington	50 38	
								86	A	Georgetown	38 58	264	H	Columbia	68 49	
												275	H	Richmond	60 48	
												280	A	Iona	57 40	
												320	H	Wagner	80 59	
												343	H	Manhattan	65 61	
-----																
LAST 12 Division I GAMES:																
78	H	Middle Tenn.	61 49	115	N	Washington	65 57	275	H	Richmond	60 48	199	A	George Washington	50 38	
36	N	Texas	54 72	275	H	Richmond	60 48	199	A	George Washington	50 38	79	H	Maine	72 64	
82	A	Pittsburgh	62 65	199	A	George Washington	50 38	280	A	Iona	57 40	264	H	Columbia	68 49	
343	H	Manhattan	65 61	264	H	Columbia	68 49									
86	A	Georgetown	38 58													
196	N	Ball St.	78 70													

Non-Div I Games:

Fordham



Average RPI Win:	208	WON-LOST	WINNING	LAST 10	STRENGTH OF	OPP. STRENGTH	TEAM	ADJ.	CONF.	ADJ CONF.
Average RPI Loss:	73	RECORD	PCT. RANK	GAMES	SCHEDULE	OF SCHEDULE	RPI	RPI	RPI	RPI

DIV. I ONLY	8- 4	89	7-3	245	46	110	110	10	10
DIV. I NON-CONF.	5- 4	139	0- 0	185	42	120	120	10	10
TOTALS	RPI 1-25	RPI 26-50	W-L RECORDS	RPI 51-100	RPI 101-150	RPI 150+			
8- 4	0- 1	0- 2	OVERALL	0- 0	1- 0	7- 1			
6- 0	0- 0	0- 0	HOME	0- 0	1- 0	5- 0			
2- 4	0- 1	0- 2	AWAY	0- 0	0- 0	2- 1			
0- 0	0- 0	0- 0	NEUTRAL	0- 0	0- 0	0- 0			
5- 4	0- 1	0- 2	NON-CONFERENCE	0- 0	1- 0	4- 1			
4- 0	0- 0	0- 0	HOME	0- 0	1- 0	3- 0			
1- 4	0- 1	0- 2	AWAY	0- 0	0- 0	1- 1			
0- 0	0- 0	0- 0	NEUTRAL	0- 0	0- 0	0- 0			
3- 0	0- 0	0- 0	CONFERENCE	0- 0	0- 0	3- 0			
2- 0	0- 0	0- 0	HOME	0- 0	0- 0	2- 0			
1- 0	0- 0	0- 0	AWAY	0- 0	0- 0	1- 0			
0- 0	0- 0	0- 0	NEUTRAL	0- 0	0- 0	0- 0			

RPI S Opponent Score	RPI S Opponent Score	RPI S Opponent Score	RPI S Opponent Score
14 A Arizona St. 52 68	29 A UCLA 80 89	43 A Southern Cal i forni a 61 62	134 H UT Arl ington 70 61
			154 H Utah St. 70 59
			169 H Santa Clara 80 53
			175 A Colorado St. 66 55
			197 H Mil waukee 65 48
			205 A Northern Ari z. 73 86
			229 A Eastern Wash. 68 58
			293 H Cal Poly 76 58
			309 H San Jose St. 77 48
Team's RPI: 110			
LAST 12 Division I GAMES:			
154 H Utah St. 70 59	309 H San Jose St. 77 48	14 A Arizona St. 52 68	
175 A Colorado St. 66 55	169 H Santa Clara 80 53	29 A UCLA 80 89	
134 H UT Arl ington 70 61	229 A Eastern Wash. 68 58	43 A Southern Cal i forni a 61 62	
197 H Mil waukee 65 48			
293 H Cal Poly 76 58			
205 A Northern Ari z. 73 86			

Non-Div I Games: Stanislaus St. 86 51 Fresno Pacific 90 51

Fresno St.



Average RPI Win: 287

Average RPI Loss: 121

WON-LOST  
RECORDWINNING  
PCT. RANKLAST 10  
GAMESSTRENGTH OF  
SCHEDULEOPP. STRENGTH  
OF SCHEDULETEAM  
RPIADJ.  
RPICONF.  
RPIADJ CONF.  
RPIDIV. I ONLY  
DIV. I NON-CONF.7- 6  
7- 6149  
1536-4  
0- 0294  
289205  
199212  
223212  
22324  
2624  
26

## TOTALS

RPI 1-25

RPI 26-50

W-L RECORDS

RPI 51-100

RPI 101-150

RPI 150+

7- 6 0- 1  
5- 1 0- 0  
1- 4 0- 1  
1- 1 0- 00- 1  
0- 0  
0- 1  
0- 0OVERALL  
HOME  
AWAY  
NEUTRAL0- 1  
0- 1  
0- 0  
0- 00- 1  
0- 0  
0- 1  
0- 07- 2  
5- 0  
1- 1  
1- 17- 6 0- 1  
5- 1 0- 0  
1- 4 0- 1  
1- 1 0- 00- 1  
0- 0  
0- 1  
0- 0NON-CONFERENCE  
HOME  
AWAY  
NEUTRAL0- 1  
0- 1  
0- 0  
0- 00- 1  
0- 0  
0- 1  
0- 07- 2  
5- 0  
1- 1  
1- 10- 0 0- 0  
0- 0 0- 0  
0- 0 0- 0  
0- 0 0- 00- 0  
0- 0  
0- 0  
0- 0CONFERENCE  
HOME  
AWAY  
NEUTRAL0- 0  
0- 0  
0- 0  
0- 00- 0  
0- 0  
0- 0  
0- 00- 0  
0- 0  
0- 0  
0- 0

RPI 1-25

RPI 26-50

RPI 51-100

RPI 101+

Team's RPI: 212

RPI S Opponent Score  
15 A Mississippi St. 41 106RPI S Opponent Score  
34 A South Carolina 53 66RPI S Opponent Score  
78 H Middle Tenn. 71 78

RPI	S	Opponent	Score
117	A	Georgia	38 61
218	N	Western Ill.	78 85
224	H	Gardner-Webb	70 57
244	H	UNC Asheville	58 47
266	A	Kennesaw St.	63 74
285	N	Fairfield	77 70
286	H	Fla. Atlantic	73 57
312	H	Presbyteria n	76 68
326	H	USC Upstate	78 67
335	A	Col. of Charleston	70 67

## LAST 12 Division I GAMES:

312	H	Presbyteria n	76 68	218	N	Western Ill.	78 85
34	A	South Carolina	53 66	285	N	Fairfield	77 70
335	A	Col. of Charleston	70 67	286	H	Fla. Atlantic	73 57
15	A	Mississippi St.	41 106	224	H	Gardner-Webb	70 57
326	H	USC Upstate	78 67	117	A	Georgi a	38 61
266	A	Kennesaw St.	63 74	244	H	UNC Asheville	58 47

Non-Div I Games:

Coker

71 42

North Greenville

74

78

Furman

Loss, 
 Non-Conf, 
 S Site, 
 H Home 
 A Away 
 N Neutral



Average RPI Win: 287

Average RPI Loss: 157

WON-LOST  
RECORDWINNING  
PCT. RANKLAST 10  
GAMESSTRENGTH OF  
SCHEDULEOPP. STRENGTH  
OF SCHEDULETEAM  
RPIADJ.  
RPICONF.  
RPIADJ CONF.  
RPIDIV. I ONLY  
DIV. I NON-CONF.4- 8  
4- 6247  
2125-5  
0- 0162  
163338  
346253  
222253  
22215  
1715  
17

TOTALS

RPI 1-25

RPI 26-50

W-L RECORDS

RPI 51-100

RPI 101-150

RPI 150+

4- 8

0- 0

0- 0

OVERALL

0- 1

0- 4

4- 3

2- 4

0- 0

0- 0

HOME

0- 0

0- 2

2- 2

2- 4

0- 0

0- 0

AWAY

0- 1

0- 2

2- 1

0- 0

0- 0

0- 0

NEUTRAL

0- 0

0- 0

0- 0

4- 6

0- 0

0- 0

NON-CONFERENCE

0- 1

0- 2

4- 3

2- 2

0- 0

0- 0

HOME

0- 0

0- 0

2- 2

2- 4

0- 0

0- 0

AWAY

0- 1

0- 2

2- 1

0- 0

0- 0

0- 0

NEUTRAL

0- 0

0- 0

0- 0

0- 2

0- 0

0- 0

CONFERENCE

0- 0

0- 2

0- 0

0- 2

0- 0

0- 0

HOME

0- 0

0- 2

0- 0

0- 0

0- 0

0- 0

AWAY

0- 0

0- 0

0- 0

0- 0

0- 0

0- 0

NEUTRAL

0- 0

0- 0

0- 0

RPI 1-25

RPI 26-50

RPI 51-100

RPI 101+

Team's RPI: 253

RPI S Opponent Score

RPI S Opponent Score

RPI S Opponent Score

RPI S Opponent Score

55 A Virginia Tech 49 78

117 A Georgia 38 81

125 H Texas St. 52 64

133 A Stony Brook 43 72

134 H UT Arlington 53 74

173 H Mercer 72 79

213 H Bethune-Cookman 77 76

250 H Wofford 65 81

266 A Kennesaw St. 59 78

274 H Winthrop 64 55

312 A Presbyterian 69 68

347 A Savannah St. 82 71

LAST 12 Division I GAMES:

134	H	UT Arlington	53	74	117	A	Georgia	38	81
125	H	Texas St.	52	64	274	H	Winthrop	64	55
347	A	Savannah St.	82	71	312	A	Presbyterian	69	68
173	H	Mercer	72	79	266	A	Kennesaw St.	59	78
55	A	Virginia Tech	49	78	213	H	Bethune-Cookman	77	76
250	H	Wofford	65	81	133	A	Stony Brook	43	72

Non-Div I Games:

Coastal Ga.

68 46

Ga. Southern



Average RPI Win: 237		WON-LOST RECORD	WINNING PCT. RANK	LAST 10 GAMES	STRENGTH OF SCHEDULE	OPP. STRENGTH OF SCHEDULE	TEAM RPI	ADJ. RPI	CONF. RPI	ADJ. CONF. RPI
Average RPI Loss: 206										
DIV. I ONLY		4- 6	222	5-5	266	312	224	224	29	29
DIV. I NON-CONF.		3- 6	241	0- 0	294	285	276	276	29	29
TOTALS		RPI 1-25	RPI 26-50	W-L RECORDS	RPI 51-100	RPI 101-150	RPI 150+			
4- 6	0- 0		0- 0	OVERALL	0- 0	0- 0	4- 6			
1- 2	0- 0		0- 0	HOME	0- 0	0- 0	1- 2			
3- 4	0- 0		0- 0	AWAY	0- 0	0- 0	3- 4			
0- 0	0- 0		0- 0	NEUTRAL	0- 0	0- 0	0- 0			
3- 6	0- 0		0- 0	NON-CONFERENCE	0- 0	0- 0	3- 6			
1- 2	0- 0		0- 0	HOME	0- 0	0- 0	1- 2			
2- 4	0- 0		0- 0	AWAY	0- 0	0- 0	2- 4			
0- 0	0- 0		0- 0	NEUTRAL	0- 0	0- 0	0- 0			
1- 0	0- 0		0- 0	CONFERENCE	0- 0	0- 0	1- 0			
0- 0	0- 0		0- 0	HOME	0- 0	0- 0	0- 0			
1- 0	0- 0		0- 0	AWAY	0- 0	0- 0	1- 0			
0- 0	0- 0		0- 0	NEUTRAL	0- 0	0- 0	0- 0			

RPI 1-25				RPI 26-50				RPI 51-100				RPI 101+				Team's RPI: 224			
RPI	S	Opponent	Score	RPI	S	Opponent	Score	RPI	S	Opponent	Score	RPI	S	Opponent	Score				
												159 <span>H</span> Davi dson				54	49		
												174 <span>A</span> Drexel				48	65		
												190 <span>H</span> Morehead St.				69	84		
												204 <span>H</span> Mt. St. Mary' s				62	69		
												207 <span>A</span> Del aware				45	69		
												212 <span>A</span> Furman				57	70		
												226 <span>A</span> Flori da				60	58		
												242 <span>A</span> Campbel l				52	38		
												250 <span>A</span> Wofford				53	59		
												321 <span>A</span> Western Caro.				62	52		
LAST 12 Division I GAMES:																			
				242 <span>A</span> Campbel l				52	38					207 <span>A</span> Del aware				45	69
				321 <span>A</span> Western Caro.				62	52					174 <span>A</span> Drexel				48	65
				190 <span>H</span> Morehead St.				69	84					212 <span>A</span> Furman				57	70
				226 <span>A</span> Flori da				60	58					204 <span>H</span> Mt. St. Mary' s				62	69
														250 <span>A</span> Wofford				53	59
														159 <span>H</span> Davi dson				54	49

Gardner-Webb



Average RPI Win:	248	WON-LOST	WINNING	LAST 10	STRENGTH OF	OPP. STRENGTH	TEAM	ADJ.	CONF.	ADJ CONF.
Average RPI Loss:	136	RECORD	PCT. RANK	GAMES	SCHEDULE	OF SCHEDULE	RPI	RPI	RPI	RPI
DIV. I ONLY	8- 6	131	5-5	325	134	201	201	16	16	
DIV. I NON-CONF.	8- 5	120	0- 0	327	128	199	199	18	18	
<hr/>										
TOTALS	RPI 1-25	RPI 26-50	W-L RECORDS	RPI 51-100	RPI 101-150	RPI 150+				
8- 6	0- 0	0- 0	OVERALL	0- 1	0- 2	8- 3				
5- 1	0- 0	0- 0	HOME	0- 0	0- 1	5- 0				
3- 5	0- 0	0- 0	AWAY	0- 1	0- 1	3- 3				
0- 0	0- 0	0- 0	NEUTRAL	0- 0	0- 0	0- 0				
8- 5	0- 0	0- 0	NON-CONFERENCE	0- 1	0- 2	8- 2				
5- 1	0- 0	0- 0	HOME	0- 0	0- 1	5- 0				
3- 4	0- 0	0- 0	AWAY	0- 1	0- 1	3- 2				
0- 0	0- 0	0- 0	NEUTRAL	0- 0	0- 0	0- 0				
0- 1	0- 0	0- 0	CONFERENCE	0- 0	0- 0	0- 1				
0- 0	0- 0	0- 0	HOME	0- 0	0- 0	0- 0				
0- 1	0- 0	0- 0	AWAY	0- 0	0- 0	0- 1				
0- 0	0- 0	0- 0	NEUTRAL	0- 0	0- 0	0- 0				

RPI 1-25				RPI 26-50				RPI 51-100				RPI 101+				Team's RPI: 201	
RPI	S	Opponent	Score	RPI	S	Opponent	Score	RPI	S	Opponent	Score	RPI	S	Opponent	Score		
								60	A	Kansas	56	77	113	H	Houston	56	66
												115	A	Washington	52	81	
												151	A	American	71	86	
												159	A	Davidson	59	67	
												182	A	UMKC	91	84	
												192	A	Air Force	78	71	
												198	H	UMES	70	49	
												207	H	Delaware	72	46	
												220	A	Howard	59	73	
												262	H	Colgate	64	61	
												294	A	Eastern Ky.	91	75	
												314	H	Loyola Maryland	70	38	
												335	H	Col. of Charleston	66	52	
LAST 12 Division I GAMES:																	
159	A	Davidson	59	67	294	A	Eastern Ky.	91	75								
335	H	Col. of Charleston	66	52	207	H	Delaware	72	46								
198	H	UMES	70	49	115	A	Washington	52	81								
113	H	Houston	56	66	220	A	Howard	59	73								
262	H	Colgate	64	61	182	A	UMKC	91	84								
151	A	American	71	86	60	A	Kansas	56	77								

Non-Div I Games:

George Mason



Average RPI Win:	175	WON-LOST	WINNING	LAST 10	STRENGTH OF	OPP. STRENGTH	TEAM	ADJ.	CONF.	ADJ CONF.
Average RPI Loss:	114	RECORD	PCT. RANK	GAMES	SCHEDULE	OF SCHEDULE	RPI	RPI	RPI	RPI
DIV. I ONLY	4- 11	278	3-7	46	143	199	199	16	16	
DIV. I NON-CONF.	3- 10	278	0- 0	46	142	225	225	18	18	
-----										
TOTALS	RPI 1-25	RPI 26-50	W-L RECORDS	RPI 51-100	RPI 101-150	RPI 150+				
4- 11	0- 1	0- 3	OVERALL	1- 1	1- 3	2- 3				
3- 5	0- 0	0- 2	HOME	1- 0	1- 1	1- 2				
1- 4	0- 0	0- 0	AWAY	0- 1	0- 2	1- 1				
0- 2	0- 1	0- 1	NEUTRAL	0- 0	0- 0	0- 0				
3- 10	0- 1	0- 3	NON-CONFERENCE	1- 1	1- 2	1- 3				
3- 4	0- 0	0- 2	HOME	1- 0	1- 0	1- 2				
0- 4	0- 0	0- 0	AWAY	0- 1	0- 2	0- 1				
0- 2	0- 1	0- 1	NEUTRAL	0- 0	0- 0	0- 0				
1- 1	0- 0	0- 0	CONFERENCE	0- 0	0- 1	1- 0				
0- 1	0- 0	0- 0	HOME	0- 0	0- 1	0- 0				
1- 0	0- 0	0- 0	AWAY	0- 0	0- 0	1- 0				
0- 0	0- 0	0- 0	NEUTRAL	0- 0	0- 0	0- 0				

RPI 1-25				RPI 26-50				RPI 51-100				RPI 101+				Team's RPI: 199
RPI	S	Opponent	Score	RPI	S	Opponent	Score	RPI	S	Opponent	Score	RPI	S	Opponent	Score	
9	N	NC State	61 <b>69</b>	30	H	Maryland	30 <b>69</b>	65	A	James Madison	37 <b>50</b>	114	H	Fordham	38 <b>50</b>	
				33	H	Villanova	45 <b>60</b>	98	H	Princeton	64 49	121	H	Towson	76 63	
				47	N	Georgia Tech	55 <b>70</b>					137	A	William & Mary	59 <b>73</b>	
												147	A	South Fla.	30 <b>63</b>	
												173	H	Mercer	53 <b>61</b>	
												186	A	Rhode Island	64 59	
												216	H	Monmouth	51 <b>55</b>	
												280	A	Iona	43 <b>52</b>	
												296	H	Memphis	51 38	
-----																
LAST 12 Division I GAMES:																
186	A	Rhode Island	64 59	173	H	Mercer	53 <b>61</b>									
114	H	Fordham	38 <b>50</b>	147	A	South Fla.	30 <b>63</b>									
296	H	Memphis	51 38	33	H	Villanova	45 <b>60</b>									
137	A	William & Mary	59 <b>73</b>	216	H	Monmouth	51 <b>55</b>									
47	N	Georgia Tech	55 <b>70</b>	121	H	Towson	76 63									
280	A	Iona	43 <b>52</b>	9	N	NC State	61 <b>69</b>									

Non-Div I Games:

George Washington



Average RPI	Win:	190	WON-LOST	WINNING	LAST 10	STRENGTH OF	OPP. STRENGTH	TEAM	ADJ.	CONF.	ADJ CONF.
Average RPI	Loss:	56	RECORD	PCT. RANK	GAMES	SCHEDULE	OF SCHEDULE	RPI	RPI	RPI	RPI
DIV. I ONLY		8- 7		162	4-6	27	86	86	86	5	5
DIV. I NON-CONF.		6- 5		143	0- 0	57	110	103	103	5	5
<hr/>											
TOTALS	RPI 1-25		RPI 26-50		W-L RECORDS	RPI 51-100		RPI 101-150		RPI 150+	
8- 7	0- 3		0- 0		OVERALL	1- 3		2- 0		5- 1	
5- 3	0- 2		0- 0		HOME	1- 0		1- 0		3- 1	
3- 2	0- 0		0- 0		AWAY	0- 2		1- 0		2- 0	
0- 2	0- 1		0- 0		NEUTRAL	0- 1		0- 0		0- 0	
6- 5	0- 2		0- 0		NON-CONFERENCE	1- 2		1- 0		4- 1	
4- 2	0- 1		0- 0		HOME	1- 0		1- 0		2- 1	
2- 1	0- 0		0- 0		AWAY	0- 1		0- 0		2- 0	
0- 2	0- 1		0- 0		NEUTRAL	0- 1		0- 0		0- 0	
2- 2	0- 1		0- 0		CONFERENCE	0- 1		1- 0		1- 0	
1- 1	0- 1		0- 0		HOME	0- 0		0- 0		1- 0	
1- 1	0- 0		0- 0		AWAY	0- 1		1- 0		0- 0	
0- 0	0- 0		0- 0		NEUTRAL	0- 0		0- 0		0- 0	

RPI 1-25				RPI 26-50				RPI 51-100				RPI 101+			
RPI	S	Opponent	Score	RPI	S	Opponent	Score	RPI	S	Opponent	Score	RPI	S	Opponent	Score
4	N	Baylor	46 67					53	N	Buffalo	64 73	114	H	Fordham	58 38
9	H	NC State	65 76					65	A	James Madison	57 69	130	A	Providence	68 52
17	H	Butler	50 59					80	A	Creighton	38 65	152	H	Xavier	68 61
								82	H	Pittsburgh	70 41	163	H	VCU	45 47
												198	H	UMES	74 55
												258	A	Rider	79 49
												275	A	Richmond	73 53
												314	H	Loyola Maryland	45 30
<hr/>															
LAST 12 Division I GAMES:															
80	A	Creighton	38 65	258	A	Rider	79 49	9	H	NC State	65 76	163	H	VCU	45 47
130	A	Providence	68 52					114	H	Fordham	58 38	4	N	Baylor	46 67
17	H	Butler	50 59					53	N	Buffalo	64 73				
152	H	Xavier	68 61												
82	H	Pittsburgh	70 41												
65	A	James Madison	57 69												

Non-Div I Games:

Georgetown



Average RPI Win:	244	WON-LOST	WINNING	LAST 10	STRENGTH OF	OPP. STRENGTH	TEAM	ADJ.	CONF.	ADJ CONF.
Average RPI Loss:	35	RECORD	PCT. RANK	GAMES	SCHEDULE	OF SCHEDULE	RPI	RPI	RPI	RPI
DIV. I ONLY	11- 4	60	8-2	236	159	117	117	6	6	
DIV. I NON-CONF.	9- 4	85	0- 0	266	202	154	154	6	6	
-----										
TOTALS	RPI 1-25	RPI 26-50	W-L RECORDS	RPI 51-100	RPI 101-150	RPI 150+				
11- 4	0- 0	0- 4	OVERALL	1- 0	0- 0	10- 0				
9- 0	0- 0	0- 0	HOME	1- 0	0- 0	8- 0				
1- 3	0- 0	0- 3	AWAY	0- 0	0- 0	1- 0				
1- 1	0- 0	0- 1	NEUTRAL	0- 0	0- 0	1- 0				
9- 4	0- 0	0- 4	NON-CONFERENCE	0- 0	0- 0	9- 0				
8- 0	0- 0	0- 0	HOME	0- 0	0- 0	8- 0				
0- 3	0- 0	0- 3	AWAY	0- 0	0- 0	0- 0				
1- 1	0- 0	0- 1	NEUTRAL	0- 0	0- 0	1- 0				
2- 0	0- 0	0- 0	CONFERENCE	1- 0	0- 0	1- 0				
1- 0	0- 0	0- 0	HOME	1- 0	0- 0	0- 0				
1- 0	0- 0	0- 0	AWAY	0- 0	0- 0	1- 0				
0- 0	0- 0	0- 0	NEUTRAL	0- 0	0- 0	0- 0				

RPI	S	Opponent	Score	RPI	S	Opponent	Score	RPI	S	Opponent	Score	RPI	S	Opponent	Score	Team's RPI: 117
29	A	UCLA	69 80	52	H	LSU	63 50	170	A	Vanderbilt	71 64					
30	N	Maryland	51 58					173	H	Mercer	67 60					
33	A	Villanova	56 62					212	H	Furman	61 38					
47	A	Georgia Tech	53 63					235	H	St. Bonaventure	67 40					
								253	H	Ga. Southern	81 38					
								274	H	Winthrop	85 39					
								312	H	Presbyterian	83 59					
								324	H	Lipscomb	77 45					
								332	N	Morgan St.	60 33					
								348	H	Charleston So.	83 75					
-----																
LAST 12 Division I GAMES:																
170	A	Vanderbilt	71 64	324	H	Lipscomb	77 45									
52	H	LSU	63 50	33	A	Villanova	56 62									
312	H	Presbyterian	83 59	212	H	Furman	61 38									
253	H	Ga. Southern	81 38	348	H	Charleston So.	83 75									
332	N	Morgan St.	60 33	173	H	Mercer	67 60									
47	A	Georgia Tech	53 63	30	N	Maryland	51 58									

Non-Div I Games:

Georgia



Average RPI Win:	267	WON-LOST	WINNING	LAST 10	STRENGTH OF	OPP. STRENGTH	TEAM	ADJ.	CONF.	ADJ CONF.
Average RPI Loss:	94	RECORD	PCT. RANK	GAMES	SCHEDULE	OF SCHEDULE	RPI	RPI	RPI	RPI
DIV. I ONLY	7- 6	149	4-6	170	264	176	176	15	15	
DIV. I NON-CONF.	6- 5	143	0- 0	196	280	171	171	17	17	
-----										
TOTALS	RPI 1-25	RPI 26-50	W-L RECORDS	RPI 51-100	RPI 101-150	RPI 150+				
7- 6	0- 1	0- 1	OVERALL	0- 1	1- 2	6- 1				
5- 2	0- 0	0- 1	HOME	0- 0	1- 1	4- 0				
2- 4	0- 1	0- 0	AWAY	0- 1	0- 1	2- 1				
0- 0	0- 0	0- 0	NEUTRAL	0- 0	0- 0	0- 0				
6- 5	0- 1	0- 1	NON-CONFERENCE	0- 1	0- 1	6- 1				
4- 1	0- 0	0- 1	HOME	0- 0	0- 0	4- 0				
2- 4	0- 1	0- 0	AWAY	0- 1	0- 1	2- 1				
0- 0	0- 0	0- 0	NEUTRAL	0- 0	0- 0	0- 0				
1- 1	0- 0	0- 0	CONFERENCE	0- 0	1- 1	0- 0				
1- 1	0- 0	0- 0	HOME	0- 0	1- 1	0- 0				
0- 0	0- 0	0- 0	AWAY	0- 0	0- 0	0- 0				
0- 0	0- 0	0- 0	NEUTRAL	0- 0	0- 0	0- 0				

RPI 1-25				RPI 26-50				RPI 51-100				RPI 101+				Team's RPI: 176
RPI	S	Opponent	Score	RPI	S	Opponent	Score	RPI	S	Opponent	Score	RPI	S	Opponent	Score	
22	A	Florida St.	43 79	47	H	Georgi a Tech	71 78	78	A	Mi ddle Tenn.	54 69	105	A	Ri ce	49 66	
												125	H	Texas St.	60 69	
												134	H	UT Arlington	50 48	
												187	A	Jacksonville St.	56 61	
												213	H	Bethune-Cookman	62 57	
												266	H	Kennesaw St.	79 73	
												286	A	Fla. Atlantic	75 59	
												315	A	FIU	67 61	
												317	H	UNC Greensboro	70 63	
												341	H	N. C. Central	65 54	
LAST 12 Division I GAMES:																
125	H	Texas St.	60 69	341	H	N. C. Central	65 54									
134	H	UT Arlington	50 48	187	A	Jacksonville St.	56 61									
22	A	Florida St.	43 79	266	H	Kennesaw St.	79 73									
213	H	Bethune-Cookman	62 57	47	H	Georgi a Tech	71 78									
315	A	FIU	67 61	78	A	Mi ddle Tenn.	54 69									
286	A	Fla. Atlantic	75 59	105	A	Ri ce	49 66									

Non-Div I Games:

Georgia St.



Average RPI	Win:	182	WON-LOST	WINNING	LAST 10	STRENGTH OF	OPP. STRENGTH	TEAM	ADJ.	CONF.	ADJ CONF.
Average RPI	Loss:	55	RECORD	PCT. RANK	GAMES	SCHEDULE	OF SCHEDULE	RPI	RPI	RPI	RPI
DIV. I ONLY	11- 4	60	7-3	101	43	47	47	1	1		
DIV. I NON-CONF.	10- 3	60	0- 0	165	80	59	59	1	1		
-----											
TOTALS	RPI 1-25	RPI 26-50	W-L RECORDS	RPI 51-100	RPI 101-150	RPI 150+					
11- 4	0- 1	0- 1	OVERALL	0- 1	5- 1	6- 0					
6- 1	0- 1	0- 0	HOME	0- 0	2- 0	4- 0					
2- 2	0- 0	0- 1	AWAY	0- 0	1- 1	1- 0					
3- 1	0- 0	0- 0	NEUTRAL	0- 1	2- 0	1- 0					
10- 3	0- 0	0- 1	NON-CONFERENCE	0- 1	4- 1	6- 0					
6- 0	0- 0	0- 0	HOME	0- 0	2- 0	4- 0					
1- 2	0- 0	0- 1	AWAY	0- 0	0- 1	1- 0					
3- 1	0- 0	0- 0	NEUTRAL	0- 1	2- 0	1- 0					
1- 1	0- 1	0- 0	CONFERENCE	0- 0	1- 0	0- 0					
0- 1	0- 1	0- 0	HOME	0- 0	0- 0	0- 0					
1- 0	0- 0	0- 0	AWAY	0- 0	1- 0	0- 0					
0- 0	0- 0	0- 0	NEUTRAL	0- 0	0- 0	0- 0					

RPI 1-25				RPI 26-50				Team's RPI: 47				RPI 51-100				RPI 101+			
RPI	S	Opponent	Score	RPI	S	Opponent	Score	RPI	S	Opponent	Score	RPI	S	Opponent	Score	RPI	S	Opponent	Score
1	H	Notre Dame	55 76	30	A	Maryland	54 67	76	N	Dayton	66 85	101	N	Seton Hall	84 73	104	N	Idaho St.	74 51
																113	A	Houston	89 95
																116	A	Boston College	81 76
																117	H	Georgia	63 53
																131	H	Appalachian St.	71 53
																176	A	Georgia St.	78 71
																199	N	George Washington	70 55
																222	H	Alabama St.	69 42
																250	H	Wofford	81 40
																266	H	Kennesaw St.	60 35
																321	H	Western Caro.	84 49
LAST 12 Division I GAMES:																			
1	H	Notre Dame	55 76	101	N	Seton Hall	84 73	266	H	Kennesaw St.	60 35	222	H	Alabama St.	69 42				
116	A	Boston College	81 76	76	N	Dayton	66 85	176	A	Georgia St.	78 71	30	A	Maryland	54 67				
250	H	Wofford	81 40	117	H	Georgia	63 53	104	N	Idaho St.	74 51								

Non-Div I Games:

Georgia Tech



Average RPI	Win:	112	WON-LOST	WINNING	LAST 10	STRENGTH OF	OPP. STRENGTH	TEAM	ADJ.	CONF.	ADJ CONF.
Average RPI	Loss:	1	RECORD	PCT. RANK	GAMES	SCHEDULE	OF SCHEDULE	RPI	RPI	RPI	RPI
DIV. I ONLY		15- 1		3	10-0	52	2	11	11	7	7
DIV. I NON-CONF.		11- 1		13	1- 0	79	2	13	13	7	7
-----											
TOTALS	RPI 1-25		RPI 26-50		W-L RECORDS	RPI 51-100		RPI 101-150		RPI 150+	
15- 1	2- 1		1- 0		OVERALL	3- 0		5- 0		4- 0	
8- 0	1- 0		1- 0		HOME	2- 0		3- 0		1- 0	
5- 0	0- 0		0- 0		AWAY	1- 0		1- 0		3- 0	
2- 1	1- 1		0- 0		NEUTRAL	0- 0		1- 0		0- 0	
11- 1	2- 1		0- 0		NON-CONFERENCE	1- 0		5- 0		3- 0	
6- 0	1- 0		0- 0		HOME	1- 0		3- 0		1- 0	
3- 0	0- 0		0- 0		AWAY	0- 0		1- 0		2- 0	
2- 1	1- 1		0- 0		NEUTRAL	0- 0		1- 0		0- 0	
4- 0	0- 0		1- 0		CONFERENCE	2- 0		0- 0		1- 0	
2- 0	0- 0		1- 0		HOME	1- 0		0- 0		0- 0	
2- 0	0- 0		0- 0		AWAY	1- 0		0- 0		1- 0	
0- 0	0- 0		0- 0		NEUTRAL	0- 0		0- 0		0- 0	

RPI	S	Opponent	Score	RPI	S	Opponent	Score	RPI	S	Opponent	Score	RPI	S	Opponent	Score
1	N	Notre Dame	65 81	39	H	Saint Mary's (CA)	74 62	54	H	Paci fic	88 65	102	H	Washington St.	76 53
3	H	Stanford	79 73					75	H	Montana	76 52	104	H	Idaho St.	70 51
19	N	Rutgers	57 40					95	A	Loyol a Marymount	78 53	108	N	Western Ky.	76 55
												136	H	Idaho	88 51
												143	A	Missouri St.	70 67
												175	H	Colorado St.	50 39
												180	A	Pepperdi ne	79 54
												223	A	UNLV	70 59
												229	A	Eastern Wash.	63 51
-----															
LAST 12 Division I GAMES:															
108	N	Western Ky.	76 55	180	A	Pepperdi ne	79 54								
19	N	Rutgers	57 40	95	A	Loyol a Marymount	78 53								
54	H	Paci fic	88 65	136	H	Idaho	88 51								
39	H	Saint Mary's (CA)	74 62	143	A	Missouri St.	70 67								
175	H	Colorado St.	50 39	102	H	Washington St.	76 53								
1	N	Notre Dame	65 81	3	H	Stanford	79 73								

Non-Div I Games:

Gonzaga



Average RPI Win:	186	WON-LOST	WINNING	LAST 10	STRENGTH OF	OPP. STRENGTH	TEAM	ADJ.	CONF.	ADJ CONF.
Average RPI Loss:	119	RECORD	PCT. RANK	GAMES	SCHEDULE	OF SCHEDULE	RPI	RPI	RPI	RPI
DIV. I ONLY	5- 9	241	4-6	74	114	128	128	28	28	
DIV. I NON-CONF.	3- 9	271	0- 0	31	126	153	153	25	25	
-----										
TOTALS	RPI 1-25	RPI 26-50	W-L RECORDS	RPI 51-100	RPI 101-150	RPI 150+				
5- 9	1- 1	0- 1	OVERALL	1- 2	0- 3	3- 2				
1- 0	0- 0	0- 0	HOME	0- 0	0- 0	1- 0				
2- 8	0- 0	0- 1	AWAY	0- 2	0- 3	2- 2				
2- 1	1- 1	0- 0	NEUTRAL	1- 0	0- 0	0- 0				
3- 9	1- 1	0- 1	NON-CONFERENCE	1- 2	0- 3	1- 2				
1- 0	0- 0	0- 0	HOME	0- 0	0- 0	1- 0				
0- 8	0- 0	0- 1	AWAY	0- 2	0- 3	0- 2				
2- 1	1- 1	0- 0	NEUTRAL	1- 0	0- 0	0- 0				
2- 0	0- 0	0- 0	CONFERENCE	0- 0	0- 0	2- 0				
0- 0	0- 0	0- 0	HOME	0- 0	0- 0	0- 0				
2- 0	0- 0	0- 0	AWAY	0- 0	0- 0	2- 0				
0- 0	0- 0	0- 0	NEUTRAL	0- 0	0- 0	0- 0				

RPI 1-25				RPI 26-50				RPI 51-100				RPI 101+				Team's RPI: 128
RPI	S	Opponent	Score	RPI	S	Opponent	Score	RPI	S	Opponent	Score	RPI	S	Opponent	Score	
12	N	Indiana	65 62	46	A	Auburn	48 97	60	A	Kansas	45 76	109	A	Alabama	55 73	
16	N	South Dakota	53 67					69	A	Oklahoma St.	40 86	134	A	UT Arlington	54 78	
								95	N	Loyola Marymount	62 61	147	A	South Fla.	50 67	
												222	A	Alabama St.	80 72	
												243	A	Wichita St.	61 70	
												247	A	Southern Miss.	47 68	
												261	A	Alabama A&M	63 51	
												340	H	McNeese	75 51	
-----																
LAST 12 Division I GAMES:																
261	A	Alabama A&M	63 51	12	N	Indiana	65 62	147	A	South Fla.	50 67	243	A	Wichita St.	61 70	
222	A	Alabama St.	80 72	16	N	South Dakota	53 67	60	A	Kansas	45 76	109	A	Alabama	55 73	
69	A	Oklahoma St.	40 86													
95	N	Loyola Marymount	62 61													
134	A	UT Arlington	54 78													
247	A	Southern Miss.	47 68													

Non-Div I Games:

Grambling



## Grand Canyon

Through Games Of Jan. 9, 2019

Average RPI	Win:	329	WON-LOST	WINNING	LAST 10	STRENGTH OF	OPP. STRENGTH	TEAM	ADJ.	CONF.	ADJ CONF.
Average RPI	Loss:	184	RECORD	PCT. RANK	GAMES	SCHEDULE	OF SCHEDULE	RPI	RPI	RPI	RPI
DIV. I ONLY		3- 9		283	2-8	339	265	336	336	30	30
DIV. I NON-CONF.		2- 8		293	0- 0	304	252	340	340	30	30
-----											
TOTALS	RPI 1-25		RPI 26-50		W-L RECORDS	RPI 51-100		RPI 101-150		RPI 150+	
3- 9	0- 0		0- 0		OVERALL	0- 1		0- 2		3- 6	
2- 3	0- 0		0- 0		HOME	0- 1		0- 2		2- 0	
1- 6	0- 0		0- 0		AWAY	0- 0		0- 0		1- 6	
0- 0	0- 0		0- 0		NEUTRAL	0- 0		0- 0		0- 0	
2- 8	0- 0		0- 0		NON-CONFERENCE	0- 1		0- 2		2- 5	
2- 3	0- 0		0- 0		HOME	0- 1		0- 2		2- 0	
0- 5	0- 0		0- 0		AWAY	0- 0		0- 0		0- 5	
0- 0	0- 0		0- 0		NEUTRAL	0- 0		0- 0		0- 0	
1- 1	0- 0		0- 0		CONFERENCE	0- 0		0- 0		1- 1	
0- 0	0- 0		0- 0		HOME	0- 0		0- 0		0- 0	
1- 1	0- 0		0- 0		AWAY	0- 0		0- 0		1- 1	
0- 0	0- 0		0- 0		NEUTRAL	0- 0		0- 0		0- 0	

RPI 1-25				RPI 26-50				RPI 51-100				RPI 101+				Team's RPI: 336
RPI	S	Opponent	Score	RPI	S	Opponent	Score	RPI	S	Opponent	Score	RPI	S	Opponent	Score	
								75	H	Montana	47 69	126	H	Portland St.	55 60	
												139	H	Indiana St.	81 88	
												162	A	UNCW	55 77	
												169	A	Santa Clara	55 75	
												184	A	East Carolina	47 59	
												238	A	Long Beach St.	50 57	
												273	A	Utah Valley	46 57	
												291	A	UC Santa Barbara	55 66	
												298	H	Incarinate Word	74 63	
												338	A	Seattle U	74 73	
												351	H	LIU Brooklyn	65 62	
LAST 12 Division I GAMES:																
338	A	Seattle U	74 73	126	H	Portland St.	55 60									
273	A	Utah Valley	46 57	75	H	Montana	47 69									
169	A	Santa Clara	55 75	291	A	UC Santa Barbara	55 66									
238	A	Long Beach St.	50 57	351	H	LIU Brooklyn	65 62									
184	A	East Carolina	47 59	139	H	Indiana St.	81 88									
298	H	Incarinate Word	74 63	162	A	UNCW	55 77									

Non-Div I Games:

Grand Canyon

■ Loss, 
 ■ Non-Conf, 
 ■ Site, 
 ■ Home 
 ■ Away 
 N Neutral



Average RPI Win: 134

Average RPI Loss: 50

WON-LOST  
RECORDWINNING  
PCT. RANKLAST 10  
GAMESSTRENGTH OF  
SCHEDULEOPP. STRENGTH  
OF SCHEDULETEAM  
RPIADJ.  
RPICONF.  
RPIADJ CONF.  
RPIDIV. I ONLY  
DIV. I NON-CONF.6- 6  
4- 5169  
1906-4  
0- 021  
427  
940  
3940  
3919  
1619  
16

TOTALS

RPI 1-25

RPI 26-50

W-L RECORDS

RPI 51-100

RPI 101-150

RPI 150+

6- 6  
3- 1  
3- 5  
0- 00- 2  
0- 0  
0- 2  
0- 01- 1  
0- 0  
1- 1  
0- 0OVERALL  
HOME  
AWAY  
NEUTRAL2- 3  
2- 1  
0- 2  
0- 01- 0  
1- 0  
0- 0  
0- 02- 0  
0- 0  
2- 0  
0- 04- 5  
3- 1  
1- 4  
0- 00- 2  
0- 0  
0- 2  
0- 01- 1  
0- 0  
1- 1  
0- 0NON-CONFERENCE  
HOME  
AWAY  
NEUTRAL2- 2  
2- 1  
0- 1  
0- 01- 0  
1- 0  
0- 0  
0- 00- 0  
0- 0  
0- 0  
0- 02- 1  
0- 0  
2- 1  
0- 00- 0  
0- 0  
0- 0  
0- 00- 0  
0- 0  
0- 0  
0- 0CONFERENCE  
HOME  
AWAY  
NEUTRAL0- 1  
0- 0  
0- 1  
0- 00- 0  
0- 0  
0- 0  
0- 02- 0  
0- 0  
2- 0  
0- 0

RPI 1-25

RPI	S	Opponent	Score
16	A	South Dakota	49 55
18	A	Marquette	54 80

RPI 26-50

Team's RPI: 40

RPI	S	Opponent	Score
31	A	Missouri	56 49
35	A	South Dakota St.	47 77

RPI 51-100

RPI	S	Opponent	Score
57	A	DePaul	64 73
76	H	Dayton	51 35
79	H	Maine	70 39
83	H	Northwestern	55 57
90	A	Wright St.	67 85

RPI 101+

RPI	S	Opponent	Score
142	H	Wisconsin	55 46
197	A	Illwaukee	76 62
281	A	Northern Ky.	81 61

LAST 12 Division I GAMES:

281	A	Northern Ky.	81 61	142	H	Wisconsin	55 46
90	A	Wright St.	67 85	16	A	South Dakota	49 55
197	A	Illwaukee	76 62	35	A	South Dakota St.	47 77
18	A	Marquette	54 80	76	H	Dayton	51 35
57	A	DePaul	64 73	79	H	Maine	70 39
83	H	Northwestern	55 57	31	A	Missouri	56 49

Non-Div I Games:

Wis.-Parkside

81 32

Green Bay



Hampton				Through Games Of Jan. 9, 2019							
Average RPI	Win:	230	WON-LOST	WINNING	LAST 10	STRENGTH OF	OPP. STRENGTH	TEAM	ADJ.	CONF.	ADJ CONF.
Average RPI	Loss:	150	RECORD	PCT. RANK	GAMES	SCHEDULE	OF SCHEDULE	RPI	RPI	RPI	RPI
DIV. I ONLY			5- 7	208	4-6	298	111	240	240	29	29
DIV. I NON-CONF.			3- 7	256	0- 1	238	77	269	269	29	29
-----											
TOTALS		RPI 1-25	RPI 26-50		W-L RECORDS		RPI 51-100		RPI 101-150		RPI 150+
5- 7		0- 1	0- 1		OVERALL		1- 0		0- 1		4- 4
2- 2		0- 0	0- 0		HOME		1- 0		0- 1		1- 1
3- 3		0- 1	0- 0		AWAY		0- 0		0- 0		3- 2
0- 2		0- 0	0- 1		NEUTRAL		0- 0		0- 0		0- 1
3- 7		0- 1	0- 1		NON-CONFERENCE		1- 0		0- 1		2- 4
2- 2		0- 0	0- 0		HOME		1- 0		0- 1		1- 1
1- 3		0- 1	0- 0		AWAY		0- 0		0- 0		1- 2
0- 2		0- 0	0- 1		NEUTRAL		0- 0		0- 0		0- 1
2- 0		0- 0	0- 0		CONFERENCE		0- 0		0- 0		2- 0
0- 0		0- 0	0- 0		HOME		0- 0		0- 0		0- 0
2- 0		0- 0	0- 0		AWAY		0- 0		0- 0		2- 0
0- 0		0- 0	0- 0		NEUTRAL		0- 0		0- 0		0- 0

RPI 1-25				RPI 26-50				RPI 51-100				RPI 101+ Team's RPI: 240			
RPI	S	Opponent	Score	RPI	S	Opponent	Score	RPI	S	Opponent	Score	RPI	S	Opponent	Score
9	A	NC State	51 83	48	N	SFA	68 70	65	H	James Madison	72 65	124	H	Chattanooga	50 58
												172	H	Elon	62 77
												200	A	Cornell	53 79
												208	H	Samford	64 57
												234	N	Sacramento St.	61 65
												244	A	UNC Asheville	61 58
												264	A	Columbia	63 88
												286	A	Fla. Atlantic	72 68
												348	A	Charleston So.	74 66
-----															
LAST 12 Division I GAMES:															
234	N	Sacramento St.	61 65	200	A	Cornell	53 79								
244	A	UNC Asheville	61 58	48	N	SFA	68 70								
348	A	Charleston So.	74 66	9	A	NC State	51 83								
264	A	Columbia	63 88	172	H	Elon	62 77								
124	H	Chattanooga	50 58	208	H	Samford	64 57								
286	A	Fla. Atlantic	72 68	65	H	James Madison	72 65								

Non-Div I Games: Mid-Atlantic Christ.115 48

Hampton



Average RPI Win:	227	WON-LOST	WINNING	LAST 10	STRENGTH OF	OPP. STRENGTH	TEAM	ADJ.	CONF.	ADJ CONF.
Average RPI Loss:	55	RECORD	PCT. RANK	GAMES	SCHEDULE	OF SCHEDULE	RPI	RPI	RPI	RPI
DIV. I ONLY	9- 7	138	7-3	72	173	94	94	23	23	
DIV. I NON-CONF.	7- 7	162	0- 1	80	123	112	112	24	24	
-----										
TOTALS	RPI 1-25	RPI 26-50	W-L RECORDS	RPI 51-100	RPI 101-150	RPI 150+				
9- 7	0- 2	0- 3	OVERALL	1- 1	2- 0	6- 1				
4- 2	0- 1	0- 0	HOME	1- 1	1- 0	2- 0				
5- 3	0- 0	0- 3	AWAY	0- 0	1- 0	4- 0				
0- 2	0- 1	0- 0	NEUTRAL	0- 0	0- 0	0- 1				
7- 7	0- 2	0- 3	NON-CONFERENCE	1- 1	1- 0	5- 1				
4- 2	0- 1	0- 0	HOME	1- 1	1- 0	2- 0				
3- 3	0- 0	0- 3	AWAY	0- 0	0- 0	3- 0				
0- 2	0- 1	0- 0	NEUTRAL	0- 0	0- 0	0- 1				
2- 0	0- 0	0- 0	CONFERENCE	0- 0	1- 0	1- 0				
0- 0	0- 0	0- 0	HOME	0- 0	0- 0	0- 0				
2- 0	0- 0	0- 0	AWAY	0- 0	1- 0	1- 0				
0- 0	0- 0	0- 0	NEUTRAL	0- 0	0- 0	0- 0				

RPI 1-25				RPI 26-50				RPI 51-100				RPI 101+			
RPI	S	Opponent	Score	RPI	S	Opponent	Score	RPI	S	Opponent	Score	RPI	S	Opponent	Score
8	N	Louisville	69 86	26	A	Miami (FL)	62 75	70	H	Harvard	73 60	133	A	Stony Brook	64 36
24	H	Michigan St.	66 74	33	A	Villanova	41 59	98	H	Princeton	38 75	137	H	William & Mary	50 45
				44	A	New Mexico	65 72					153	N	Southern Ill.	50 72
												186	A	Rhode Island	65 51
												277	A	Central Conn. St.	54 52
												287	A	UMBC	66 52
												303	H	Bryant	67 57
												322	A	NJIT	84 53
												332	H	Morgan St.	80 59
-----															
Team's RPI: 94															
LAST 12 Division I GAMES:															
				44	A	New Mexico	65 72	322	A	NJIT	84 53				
				26	A	Miami (FL)	62 75	277	A	Central Conn. St.	54 52				
				287	A	UMBC	66 52	98	H	Princeton	38 75				
				133	A	Stony Brook	64 36	24	H	Michigan St.	66 74				
				137	H	William & Mary	50 45	186	A	Rhode Island	65 51				
				8	N	Louisville	69 86	303	H	Bryant	67 57				

Non-Div I Games:

Hartford



Average RPI Win:	173	WON-LOST	WINNING	LAST 10	STRENGTH OF	OPP. STRENGTH	TEAM	ADJ.	CONF.	ADJ CONF.
Average RPI Loss:	59	RECORD	PCT. RANK	GAMES	SCHEDULE	OF SCHEDULE	RPI	RPI	RPI	RPI
DIV. I ONLY	7- 6	149	6-4	47	29	70	70	11	11	
DIV. I NON-CONF.	7- 6	153	1- 0	53	30	66	66	12	12	
-----										
TOTALS	RPI 1-25	RPI 26-50	W-L RECORDS	RPI 51-100	RPI 101-150	RPI 150+				
7- 6	1- 2	0- 0	OVERALL	0- 4	1- 0	5- 0				
2- 3	0- 1	0- 0	HOME	0- 2	1- 0	1- 0				
4- 3	1- 1	0- 0	AWAY	0- 2	0- 0	3- 0				
1- 0	0- 0	0- 0	NEUTRAL	0- 0	0- 0	1- 0				
7- 6	1- 2	0- 0	NON-CONFERENCE	0- 4	1- 0	5- 0				
2- 3	0- 1	0- 0	HOME	0- 2	1- 0	1- 0				
4- 3	1- 1	0- 0	AWAY	0- 2	0- 0	3- 0				
1- 0	0- 0	0- 0	NEUTRAL	0- 0	0- 0	1- 0				
0- 0	0- 0	0- 0	CONFERENCE	0- 0	0- 0	0- 0				
0- 0	0- 0	0- 0	HOME	0- 0	0- 0	0- 0				
0- 0	0- 0	0- 0	AWAY	0- 0	0- 0	0- 0				
0- 0	0- 0	0- 0	NEUTRAL	0- 0	0- 0	0- 0				

RPI 1-25				RPI 26-50				RPI 51-100 Team's RPI: 70				RPI 101+			
RPI	S	Opponent	Score	RPI	S	Opponent	Score	RPI	S	Opponent	Score	RPI	S	Opponent	Score
1	A	Notre Dame	58 103					74	A	Purdue	65 66	138	H	Boston U.	67 47
19	H	Rutgers	49 60					79	H	Maine	60 67	156	A	CSUN	75 55
21	A	Cal i forni a	85 79					87	H	Qui nni pi ac	67 72	186	A	Rhode Isl and	80 47
								94	A	Hartford	60 73	187	N	Jacksonville St.	69 62
												256	H	La Salle	88 43
												269	A	Si ena	73 54
LAST 12 Di vi si on I GAMES:															
156	A	CSUN	75 55	19	H	Rutgers	49 60								
21	A	Cal i forni a	85 79	79	H	Maine	60 67								
186	A	Rhode Isl and	80 47	87	H	Qui nni pi ac	67 72								
138	H	Boston U.	67 47	187	N	Jacksonville St.	69 62								
256	H	La Salle	88 43	94	A	Hartford	60 73								
74	A	Purdue	65 66	269	A	Si ena	73 54								

Non-Di v I Games:

Harvard



Average RPI Win:	232	WON-LOST	WINNING	LAST 10	STRENGTH OF	OPP. STRENGTH	TEAM	ADJ.	CONF.	ADJ CONF.
Average RPI Loss:	152	RECORD	PCT. RANK	GAMES	SCHEDULE	OF SCHEDULE	RPI	RPI	RPI	RPI
DIV. I ONLY	3- 10	287	4-6	201	145	284	284	21	21	
DIV. I NON-CONF.	3- 9	271	0- 1	221	111	284	284	21	21	
-----										
TOTALS	RPI 1-25	RPI 26-50	W-L RECORDS	RPI 51-100	RPI 101-150	RPI 150+				
3- 10	0- 1	0- 0	OVERALL	0- 2	1- 0	2- 7				
2- 5	0- 1	0- 0	HOME	0- 1	1- 0	1- 3				
1- 4	0- 0	0- 0	AWAY	0- 0	0- 0	1- 4				
0- 1	0- 0	0- 0	NEUTRAL	0- 1	0- 0	0- 0				
3- 9	0- 1	0- 0	NON-CONFERENCE	0- 2	1- 0	2- 6				
2- 5	0- 1	0- 0	HOME	0- 1	1- 0	1- 3				
1- 3	0- 0	0- 0	AWAY	0- 0	0- 0	1- 3				
0- 1	0- 0	0- 0	NEUTRAL	0- 1	0- 0	0- 0				
0- 1	0- 0	0- 0	CONFERENCE	0- 0	0- 0	0- 1				
0- 0	0- 0	0- 0	HOME	0- 0	0- 0	0- 0				
0- 1	0- 0	0- 0	AWAY	0- 0	0- 0	0- 1				
0- 0	0- 0	0- 0	NEUTRAL	0- 0	0- 0	0- 0				

RPI 1-25				RPI 26-50				RPI 51-100				RPI 101+				Team's RPI: 284
RPI	S	Opponent	Score	RPI	S	Opponent	Score	RPI	S	Opponent	Score	RPI	S	Opponent	Score	
3	H	Stanford	59 81					56	N	Utah	48 73	136	H	Idaho	69 61	
								92	H	FGCU	67 73	151	H	American	57 69	
												165	H	Portland	65 72	
												180	H	Pepperdine	64 65	
												202	A	San Diego St.	57 58	
												214	A	Cal St. Fullerton	68 72	
												223	A	UNLV	66 61	
												225	A	San Diego	50 58	
												233	A	Nevada	78 79	
												338	H	Seattle U	67 51	
-----																
LAST 12 Division I GAMES:																
				56	N	Utah	48 73	136	H	Idaho	69 61					
				214	A	Cal St. Fullerton	68 72	3	H	Stanford	59 81					
				233	A	Nevada	78 79	92	H	FGCU	67 73					
				223	A	UNLV	66 61	151	H	American	57 69					
				225	A	San Diego	50 58	338	H	Seattle U	67 51					
				202	A	San Diego St.	57 58	165	H	Portland	65 72					

Non-Div I Games: Hawai i Pacific 66 51

Hawai i



Average RPI Win:	284	WON-LOST	WINNING	LAST 10	STRENGTH OF	OPP. STRENGTH	TEAM	ADJ.	CONF.	ADJ CONF.
Average RPI Loss:	106	RECORD	PCT. RANK	GAMES	SCHEDULE	OF SCHEDULE	RPI	RPI	RPI	RPI
DIV. I ONLY	6- 5	144	6-4	273	245	183	183	29	29	
DIV. I NON-CONF.	5- 4	139	0- 0	243	235	177	177	29	29	
-----										
TOTALS	RPI 1-25	RPI 26-50	W-L RECORDS	RPI 51-100	RPI 101-150	RPI 150+				
6- 5	0- 0	0- 1	OVERALL	0- 1	0- 2	6- 1				
4- 0	0- 0	0- 0	HOME	0- 0	0- 0	4- 0				
2- 5	0- 0	0- 1	AWAY	0- 1	0- 2	2- 1				
0- 0	0- 0	0- 0	NEUTRAL	0- 0	0- 0	0- 0				
5- 4	0- 0	0- 1	NON-CONFERENCE	0- 1	0- 1	5- 1				
4- 0	0- 0	0- 0	HOME	0- 0	0- 0	4- 0				
1- 4	0- 0	0- 1	AWAY	0- 1	0- 1	1- 1				
0- 0	0- 0	0- 0	NEUTRAL	0- 0	0- 0	0- 0				
1- 1	0- 0	0- 0	CONFERENCE	0- 0	0- 1	1- 0				
0- 0	0- 0	0- 0	HOME	0- 0	0- 0	0- 0				
1- 1	0- 0	0- 0	AWAY	0- 0	0- 1	1- 0				
0- 0	0- 0	0- 0	NEUTRAL	0- 0	0- 0	0- 0				

RPI	S	Opponent	Score	RPI	S	Opponent	Score	RPI	S	Opponent	Score	RPI	S	Opponent	Score	Team's RPI: 183
27	A	Kentucky	49 71	97	A	Clemson	64 83	120	A	Miami (OH)	55 68	129	A	Radford	58 80	
								151	H	American	66 61	159	A	Davidson	62 71	
								265	A	ETSU	73 65	302	H	Norfolk St.	83 51	
								317	H	UNC Greensboro	82 75	326	A	USC Upstate	87 61	
								341	H	N. C. Central	80 69					
-----																
LAST 12 Division I GAMES:																
129	A	Radford	58 80	302	H	Norfolk St.	83 51	97	A	Clemson	64 83	317	H	UNC Greensboro	82 75	
326	A	USC Upstate	87 61	159	A	Davidson	62 71	120	A	Miami (OH)	55 68	27	A	Kentucky	49 71	
265	A	ETSU	73 65													
151	H	American	66 61													
341	H	N. C. Central	80 69													

Non-Div I Games: Greensboro 102 50 Mars Hill 86 36

High Point



H  
o  
f  
s  
t  
r  
a

Hofstra		Through Games Of Jan. 9, 2019									
Average RPI	Win: 258	WON-LOST	WINNING	LAST 10	STRENGTH OF	OPP. STRENGTH	TEAM	ADJ.	CONF.	ADJ CONF.	
Average RPI	Loss: 169	RECORD	PCT. RANK	GAMES	SCHEDULE	OF SCHEDULE	RPI	RPI	RPI	RPI	
DIV. I ONLY	5- 8	229	4-6	250	273	252	252	12	12		
DIV. I NON-CONF.	5- 6	177	0- 0	259	283	221	221	14	14		
-----											
TOTALS	RPI 1-25	RPI 26-50	W-L RECORDS	RPI 51-100	RPI 101-150	RPI 150+					
5- 8	0- 0	0- 0	OVERALL	0- 2	0- 2	5- 4					
1- 4	0- 0	0- 0	HOME	0- 0	0- 1	1- 3					
3- 2	0- 0	0- 0	AWAY	0- 0	0- 1	3- 1					
1- 2	0- 0	0- 0	NEUTRAL	0- 2	0- 0	1- 0					
5- 6	0- 0	0- 0	NON-CONFERENCE	0- 2	0- 1	5- 3					
1- 2	0- 0	0- 0	HOME	0- 0	0- 0	1- 2					
3- 2	0- 0	0- 0	AWAY	0- 0	0- 1	3- 1					
1- 2	0- 0	0- 0	NEUTRAL	0- 2	0- 0	1- 0					
0- 2	0- 0	0- 0	CONFERENCE	0- 0	0- 1	0- 1					
0- 2	0- 0	0- 0	HOME	0- 0	0- 1	0- 1					
0- 0	0- 0	0- 0	AWAY	0- 0	0- 0	0- 0					
0- 0	0- 0	0- 0	NEUTRAL	0- 0	0- 0	0- 0					

H  
o  
f  
s  
t  
r  
a

RPI 1-25				RPI 26-50				RPI 51-100				RPI 101+ Team's RPI: 252			
RPI	S	Opponent	Score	RPI	S	Opponent	Score	RPI	S	Opponent	Score	RPI	S	Opponent	Score
								90	N	Wright St.	64 93	133	A	Stony Brook	49 77
								96	N	Marist	57 71	137	H	William & Mary	55 60
												172	H	Elon	64 77
												219	N	Stetson	53 50
												228	H	Sacred Heart	64 70
												230	A	Holy Cross	66 72
												235	A	St. Bonaventure	67 59
												264	H	Col umbi a	63 65
												269	A	Siena	57 50
												280	H	Iona	74 49
												287	A	UMBC	45 42
LAST 12 Division I GAMES:															
172	H	Elon	64 77	228	H	Sacred Heart	64 70								
137	H	William & Mary	55 60	219	N	Stetson	53 50								
269	A	Siena	57 50	96	N	Marist	57 71								
287	A	UMBC	45 42	90	N	Wright St.	64 93								
230	A	Holy Cross	66 72	235	A	St. Bonaventure	67 59								
264	H	Col umbi a	63 65	133	A	Stony Brook	49 77								

Non-Div I Games: Wilmington (DE) 77 56

Hofstra



RPI

RPI 1-25				RPI 26-50				RPI 51-100				RPI 101+				Team's RPI: 230-250	
RPI	S	Opponent	Score	RPI	S	Opponent	Score	RPI	S	Opponent	Score	RPI	S	Opponent	Score		
												111	A	Lehi gh	55	64	
												116	A	Boston College	63	89	
												186	H	Rhode Island	73	65	
												237	H	Brown	85	89	
												252	H	Hofstra	72	66	
												258	H	Rider	71	61	
												262	H	Colgate	67	70	
												299	H	UMass Lowell	63	54	
												301	A	Albany (NY)	56	50	
												303	A	Bryant	81	62	
												306	A	New Hampshire	62	74	
												313	A	Vermont	65	40	
												327	A	Lafayette	63	73	
												343	H	Manhattan	61	53	
LAST 12 Division I GAMES:																	
				111	A	Lehi gh	55	64	306	A	New Hampshire	62	74				
				327	A	Lafayette	63	73	252	H	Hofstra	72	66				
				262	H	Colgate	67	70	299	H	UMass Lowell	63	54				
				303	A	Bryant	81	62	313	A	Vermont	65	40				
				343	H	Manhattan	61	53	301	A	Albany (NY)	56	50				
				237	H	Brown	85	89	186	H	Rhode Island	73	65				



H  
o  
u  
s  
t  
o  
n

Houston				Through Games Of Jan. 9, 2019							
Average RPI	Win:	224	WON-LOST	WINNING	LAST 10	STRENGTH OF	OPP. STRENGTH	TEAM	ADJ.	CONF.	ADJ CONF.
Average RPI	Loss:	81	RECORD	PCT. RANK	GAMES	SCHEDULE	OF SCHEDULE	RPI	RPI	RPI	RPI
DIV. I ONLY			7- 8	182	5-5	61	126	113	113	9	9
DIV. I NON-CONF.			6- 7	172	0- 0	89	147	117	117	9	9
-----											
TOTALS		RPI 1-25	RPI 26-50		W-L RECORDS		RPI 51-100		RPI 101-150		RPI 150+
7- 8		0- 2	1- 2		OVERALL		0- 1		0- 2		6- 1
1- 5		0- 1	1- 2		HOME		0- 0		0- 2		0- 0
6- 3		0- 1	0- 0		AWAY		0- 1		0- 0		6- 1
0- 0		0- 0	0- 0		NEUTRAL		0- 0		0- 0		0- 0
6- 7		0- 1	1- 2		NON-CONFERENCE		0- 1		0- 2		5- 1
1- 4		0- 0	1- 2		HOME		0- 0		0- 2		0- 0
5- 3		0- 1	0- 0		AWAY		0- 1		0- 0		5- 1
0- 0		0- 0	0- 0		NEUTRAL		0- 0		0- 0		0- 0
1- 1		0- 1	0- 0		CONFERENCE		0- 0		0- 0		1- 0
0- 1		0- 1	0- 0		HOME		0- 0		0- 0		0- 0
1- 0		0- 0	0- 0		AWAY		0- 0		0- 0		1- 0
0- 0		0- 0	0- 0		NEUTRAL		0- 0		0- 0		0- 0

RPI 1-25				RPI 26-50				RPI 51-100				RPI 101+ Team's RPI: 113			
RPI	S	Opponent	Score	RPI	S	Opponent	Score	RPI	S	Opponent	Score	RPI	S	Opponent	Score
6	H	UConn	61 81	42	H	Texas A&M	52 68	92	A	FGCU	71 76	116	H	Boston College	57 64
21	A	Cal i forn i a	79 80	44	H	New Mexi co	84 89					134	H	UT Ar l i n g t o n	61 65
				47	H	Georgi a Tech	95 89					189	A	Loui si ana Tech	88 100
												201	A	George Mason	66 56
												246	A	SMU	72 61
												247	A	Southern Mi ss.	61 44
												264	A	Col umbi a	83 72
												265	A	ETSU	84 77
												298	A	Incarnate Word	79 60
-----															
LAST 12 Di v i s i o n I GAMES:															
246	A	SMU	72 61	42	H	Texas A&M	52 68	265	A	ETSU	84 77				
6	H	UConn	61 81					92	A	FGCU	71 76				
247	A	Southern Mi ss.	61 44					44	H	New Mexi co	84 89				
201	A	George Mason	66 56					264	A	Col umbi a	83 72				
134	H	UT Ar l i n g t o n	61 65					116	H	Boston Col l e g e	57 64				
298	A	Incarnate Word	79 60												

Non-Di v I Games:

Houston

H  
o  
u  
s  
t  
o  
n



Average RPI Win:	298	WON-LOST	WINNING	LAST 10	STRENGTH OF	OPP. STRENGTH	TEAM	ADJ.	CONF.	ADJ CONF.
Average RPI Loss:	145	RECORD	PCT. RANK	GAMES	SCHEDULE	OF SCHEDULE	RPI	RPI	RPI	RPI
DIV. I ONLY	2- 6	283	4-6	185	249	282	282	25	25	
DIV. I NON-CONF.	1- 5	311	0- 0	119	309	283	283	22	22	
<hr/>										
TOTALS	RPI 1-25	RPI 26-50	W-L RECORDS	RPI 51-100	RPI 101-150	RPI 150+				
2- 6	0- 0	0- 0	OVERALL	0- 2	0- 1	2- 3				
2- 1	0- 0	0- 0	HOME	0- 0	0- 0	2- 1				
0- 5	0- 0	0- 0	AWAY	0- 2	0- 1	0- 2				
0- 0	0- 0	0- 0	NEUTRAL	0- 0	0- 0	0- 0				
1- 5	0- 0	0- 0	NON-CONFERENCE	0- 1	0- 1	1- 3				
1- 1	0- 0	0- 0	HOME	0- 0	0- 0	1- 1				
0- 4	0- 0	0- 0	AWAY	0- 1	0- 1	0- 2				
0- 0	0- 0	0- 0	NEUTRAL	0- 0	0- 0	0- 0				
1- 1	0- 0	0- 0	CONFERENCE	0- 1	0- 0	1- 0				
1- 0	0- 0	0- 0	HOME	0- 0	0- 0	1- 0				
0- 1	0- 0	0- 0	AWAY	0- 1	0- 0	0- 0				
0- 0	0- 0	0- 0	NEUTRAL	0- 0	0- 0	0- 0				

RPI 1-25				RPI 26-50				RPI 51-100				RPI 101+				Team's RPI: 282
RPI	S	Opponent	Score	RPI	S	Opponent	Score	RPI	S	Opponent	Score	RPI	S	Opponent	Score	
								67	A	Lamar University	50 63	149	A	Texas Tech	76 82	
								69	A	Oklahoma St.	44 77	164	H	Oral Roberts	56 74	
												177	A	North Texas	75 100	
												243	A	Wichita St.	50 68	
												276	H	New Orleans	83 74	
												319	H	La. -Monroe	68 60	
<hr/>																
LAST 12 Division I GAMES:																
				276	H	New Orleans	83 74	177	A	North Texas	75 100					
				67	A	Lamar University	50 63	149	A	Texas Tech	76 82					
				319	H	La. -Monroe	68 60	243	A	Wichita St.	50 68					
				164	H	Oral Roberts	56 74									
				69	A	Oklahoma St.	44 77									

Non-Div I Games: Howard Payne 93 60 Tex. A&M Int'l 81 48 McMurry 92 41 Southwest (NM) 100 57  
Houston Baptist



Average RPI Win:	285	WON-LOST	WINNING	LAST 10	STRENGTH OF	OPP. STRENGTH	TEAM	ADJ.	CONF.	ADJ CONF.
Average RPI Loss:	175	RECORD	PCT. RANK	GAMES	SCHEDULE	OF SCHEDULE	RPI	RPI	RPI	RPI
DIV. I ONLY	8- 7	162	5-5	329	275	220	220	32	32	
DIV. I NON-CONF.	7- 6	153	0- 0	297	275	206	206	32	32	
-----										
TOTALS	RPI 1-25	RPI 26-50	W-L RECORDS	RPI 51-100	RPI 101-150	RPI 150+				
8- 7	0- 0	0- 1	OVERALL	0- 0	0- 2	8- 4				
3- 2	0- 0	0- 0	HOME	0- 0	0- 0	3- 2				
5- 5	0- 0	0- 1	AWAY	0- 0	0- 2	5- 2				
0- 0	0- 0	0- 0	NEUTRAL	0- 0	0- 0	0- 0				
7- 6	0- 0	0- 1	NON-CONFERENCE	0- 0	0- 2	7- 3				
2- 2	0- 0	0- 0	HOME	0- 0	0- 0	2- 2				
5- 4	0- 0	0- 1	AWAY	0- 0	0- 2	5- 1				
0- 0	0- 0	0- 0	NEUTRAL	0- 0	0- 0	0- 0				
1- 1	0- 0	0- 0	CONFERENCE	0- 0	0- 0	1- 1				
1- 0	0- 0	0- 0	HOME	0- 0	0- 0	1- 0				
0- 1	0- 0	0- 0	AWAY	0- 0	0- 0	0- 1				
0- 0	0- 0	0- 0	NEUTRAL	0- 0	0- 0	0- 0				

RPI	S	Opponent	Score	RPI	S	Opponent	Score	RPI	S	Opponent	Score	RPI	S	Opponent	Score
				41	A	North Carolina	63 85					132	A	Cincinnati	51 85
												137	A	William & Mary	75 88
												173	H	Mercer	70 85
												198	A	UMES	72 80
												201	H	George Mason	73 59
												242	A	Campbell	69 64
												256	A	La Salle	57 54
												263	A	Niagara	68 61
												269	H	Siena	81 86
												275	A	Richmond	60 67
												315	A	FIU	89 62
												322	H	NJIT	77 57
												329	H	Florida A&M	74 68
												349	A	Fairleigh Dickinson	79 58
LAST 12 Division I GAMES:															
				132	A	Cincinnati	51 85	198	A	UMES	72 80				
				173	H	Mercer	70 85	329	H	Florida A&M	74 68				
				315	A	FIU	89 62	41	A	North Carolina	63 85				
				242	A	Campbell	69 64	201	H	George Mason	73 59				
				275	A	Richmond	60 67	349	A	Fairleigh Dickinson	79 58				
				263	A	Niagara	68 61	269	H	Siena	81 86				

Non-Div I Games:

Howard



I  
U  
P  
U  
I

I  
U  
P  
U  
I

I UPU I



Average RPI Win:	203	WON-LOST	WINNING	LAST 10	STRENGTH OF	OPP. STRENGTH	TEAM	ADJ.	CONF.	ADJ CONF.
Average RPI Loss:	97	RECORD	PCT. RANK	GAMES	SCHEDULE	OF SCHEDULE	RPI	RPI	RPI	RPI
DIV. I ONLY	6- 7	188	4-6	121	95	136	136	14	14	
DIV. I NON-CONF.	3- 6	241	0- 0	51	72	127	127	11	11	
-----										
TOTALS	RPI 1-25	RPI 26-50	W-L RECORDS	RPI 51-100	RPI 101-150	RPI 150+				
6- 7	0- 2	0- 2	OVERALL	0- 1	2- 0	4- 2				
3- 1	0- 0	0- 0	HOME	0- 1	0- 0	3- 0				
3- 5	0- 2	0- 1	AWAY	0- 0	2- 0	1- 2				
0- 1	0- 0	0- 1	NEUTRAL	0- 0	0- 0	0- 0				
3- 6	0- 2	0- 2	NON-CONFERENCE	0- 0	1- 0	2- 2				
2- 0	0- 0	0- 0	HOME	0- 0	0- 0	2- 0				
1- 5	0- 2	0- 1	AWAY	0- 0	1- 0	0- 2				
0- 1	0- 0	0- 1	NEUTRAL	0- 0	0- 0	0- 0				
3- 1	0- 0	0- 0	CONFERENCE	0- 1	1- 0	2- 0				
1- 1	0- 0	0- 0	HOME	0- 1	0- 0	1- 0				
2- 0	0- 0	0- 0	AWAY	0- 0	1- 0	1- 0				
0- 0	0- 0	0- 0	NEUTRAL	0- 0	0- 0	0- 0				

RPI 1-25				RPI 26-50				RPI 51-100				RPI 101+				Team's RPI: 136
RPI	S	Opponent	Score	RPI	S	Opponent	Score	RPI	S	Opponent	Score	RPI	S	Opponent	Score	
3	A	Stanford	71 115	38	A	Wyoming	61 64	62	H	Northern Colo.	72 86	104	A	Idaho St.	86 72	
11	A	Gonzaga	51 88	45	N	Boise St.	85 91					149	A	Texas Tech	88 77	
												156	H	CSUN	88 73	
												229	H	Eastern Wash.	84 68	
												238	A	Long Beach St.	63 70	
												241	H	San Francisco	70 63	
												284	A	Hawaii	61 69	
												339	A	Weber St.	79 74	
-----																
LAST 12 Division I GAMES:																
104	A	Idaho St.	86 72	62	H	Northern Colo.	72 86	229	H	Eastern Wash.	84 68					
11	A	Gonzaga	51 88	339	A	Weber St.	79 74	45	N	Boise St.	85 91					
38	A	Wyoming	61 64	149	A	Texas Tech	88 77	3	A	Stanford	71 115					
284	A	Hawaii	61 69													
241	H	San Francisco	70 63													
238	A	Long Beach St.	63 70													

Non-Div I Games:

Idaho



Average RPI	Win:	234	WON-LOST	WINNING	LAST 10	STRENGTH OF	OPP. STRENGTH	TEAM	ADJ.	CONF.	ADJ CONF.
Average RPI	Loss:	62	RECORD	PCT. RANK	GAMES	SCHEDULE	OF SCHEDULE	RPI	RPI	RPI	RPI
DIV. I ONLY		7- 5		125	7-3	115	166	104	104	14	14
DIV. I NON-CONF.		4- 4		162	0- 0	21	232	55	55	11	11
-----											
TOTALS	RPI 1-25		RPI 26-50		W-L RECORDS	RPI 51-100		RPI 101-150		RPI 150+	
7- 5	0- 1		0- 1		OVERALL	0- 2		0- 1		7- 0	
3- 1	0- 0		0- 0		HOME	0- 0		0- 1		3- 0	
3- 3	0- 1		0- 0		AWAY	0- 2		0- 0		3- 0	
1- 1	0- 0		0- 1		NEUTRAL	0- 0		0- 0		1- 0	
4- 4	0- 1		0- 1		NON-CONFERENCE	0- 2		0- 0		4- 0	
2- 0	0- 0		0- 0		HOME	0- 0		0- 0		2- 0	
1- 3	0- 1		0- 0		AWAY	0- 2		0- 0		1- 0	
1- 1	0- 0		0- 1		NEUTRAL	0- 0		0- 0		1- 0	
3- 1	0- 0		0- 0		CONFERENCE	0- 0		0- 1		3- 0	
1- 1	0- 0		0- 0		HOME	0- 0		0- 1		1- 0	
2- 0	0- 0		0- 0		AWAY	0- 0		0- 0		2- 0	
0- 0	0- 0		0- 0		NEUTRAL	0- 0		0- 0		0- 0	

RPI 1-25				RPI 26-50				RPI 51-100				RPI 101+ Team's RPI: 104			
RPI	S	Opponent	Score	RPI	S	Opponent	Score	RPI	S	Opponent	Score	RPI	S	Opponent	Score
11	A	Gonzaga	51 70	47	N	Georgi a Tech	51 74	56	A	Utah	60 74	136	H	Idaho	72 86
								58	A	Ari zona	46 71	180	H	Pepperdi ne	65 63
												205	A	Northern Ari z.	80 69
												215	A	Southern Utah	69 57
												229	H	Eastern Wash.	63 48
												266	N	Kennesaw St.	60 49
												270	A	Cal i forn i a Bapti st	72 57
												273	H	Utah Valley	80 68
LAST 12 Division I GAMES:															
136	H	Idaho	72 86	205	A	Northern Ari z.	80 69								
180	H	Pepperdi ne	65 63	215	A	Southern Utah	69 57								
273	H	Utah Valley	80 68	229	H	Eastern Wash.	63 48								
47	N	Georgi a Tech	51 74	11	A	Gonzaga	51 70								
266	N	Kennesaw St.	60 49	58	A	Ari zona	46 71								
56	A	Utah	60 74	270	A	Cal i forn i a Bapti st	72 57								

Non-Div I Games: Benedictine Mesa 88 51

Idaho St.



Average RPI	Win:	229	WON-LOST	WINNING	LAST 10	STRENGTH OF	OPP. STRENGTH	TEAM	ADJ.	CONF.	ADJ CONF.
Average RPI	Loss:	79	RECORD	PCT. RANK	GAMES	SCHEDULE	OF SCHEDULE	RPI	RPI	RPI	RPI
DIV. I ONLY		9- 6		116	5-5	109	184	141	141	4	4
DIV. I NON-CONF.		8- 3		72	0- 0	264	255	170	170	4	4
-----											
TOTALS	RPI 1-25		RPI 26-50		W-L RECORDS	RPI 51-100		RPI 101-150		RPI 150+	
9- 6	0- 2		0- 1		OVERALL	1- 2		1- 0		7- 1	
7- 3	0- 2		0- 1		HOME	0- 0		1- 0		6- 0	
2- 2	0- 0		0- 0		AWAY	1- 2		0- 0		1- 0	
0- 1	0- 0		0- 0		NEUTRAL	0- 0		0- 0		0- 1	
8- 3	0- 0		0- 1		NON-CONFERENCE	0- 1		1- 0		7- 1	
7- 1	0- 0		0- 1		HOME	0- 0		1- 0		6- 0	
1- 1	0- 0		0- 0		AWAY	0- 1		0- 0		1- 0	
0- 1	0- 0		0- 0		NEUTRAL	0- 0		0- 0		0- 1	
1- 3	0- 2		0- 0		CONFERENCE	1- 1		0- 0		0- 0	
0- 2	0- 2		0- 0		HOME	0- 0		0- 0		0- 0	
1- 1	0- 0		0- 0		AWAY	1- 1		0- 0		0- 0	
0- 0	0- 0		0- 0		NEUTRAL	0- 0		0- 0		0- 0	

RPI 1-25				RPI 26-50				RPI 51-100				RPI 101+ Team's RPI: 141			
RPI	S	Opponent	Score	RPI	S	Opponent	Score	RPI	S	Opponent	Score	RPI	S	Opponent	Score
12	H	Indiana	83 85	31	H	Missouri	45 67	73	A	Minnesota	66 62	139	H	Indiana St.	75 57
19	H	Rutgers	60 71					83	A	Northwestern	45 68	217	H	Eastern Mi ch.	72 66
								97	A	Clemson	67 69	232	H	SIUE	74 57
												234	N	Sacramento St.	107 109
												261	H	Alabama A&M	88 60
												264	H	Columbia	76 69
												268	H	Murray St.	84 52
												293	A	Cal Poly	74 51
												310	H	Valparaiso	73 54
LAST 12 Division I GAMES:															
12	H	Indiana	83 85	19	H	Rutgers	60 71	73	A	Minnesota	66 62				
31	H	Missouri	45 67	73	A	Northwestern	45 68	83	A	Northwestern	45 68				
232	H	SIUE	74 57	97	A	Clemson	67 69	97	A	Clemson	67 69				
268	H	Murray St.	84 52	234	N	Sacramento St.	107 109	234	N	Sacramento St.	107 109				
139	H	Indiana St.	75 57	293	A	Cal Poly	74 51	293	A	Cal Poly	74 51				
217	H	Eastern Mi ch.	72 66												

Non-Div I Games:

Illinois



Average RPI Win:	210	WON-LOST	WINNING	LAST 10	STRENGTH OF	OPP. STRENGTH	TEAM	ADJ.	CONF.	ADJ CONF.
Average RPI Loss:	146	RECORD	PCT. RANK	GAMES	SCHEDULE	OF SCHEDULE	RPI	RPI	RPI	RPI

DIV. I ONLY	7- 5	125	7-3	241	179	168	168	13	13
DIV. I NON-CONF.	6- 4	125	0- 0	285	268	180	180	13	13
-----									
TOTALS	RPI 1-25	RPI 26-50	W-L RECORDS	RPI 51-100	RPI 101-150	RPI 150+			
7- 5	0- 2	0- 0	OVERALL	1- 0	0- 0	6- 3			
5- 1	0- 1	0- 0	HOME	1- 0	0- 0	4- 0			
2- 4	0- 1	0- 0	AWAY	0- 0	0- 0	2- 3			
0- 0	0- 0	0- 0	NEUTRAL	0- 0	0- 0	0- 0			
6- 4	0- 1	0- 0	NON-CONFERENCE	0- 0	0- 0	6- 3			
4- 0	0- 0	0- 0	HOME	0- 0	0- 0	4- 0			
2- 4	0- 1	0- 0	AWAY	0- 0	0- 0	2- 3			
0- 0	0- 0	0- 0	NEUTRAL	0- 0	0- 0	0- 0			
1- 1	0- 1	0- 0	CONFERENCE	1- 0	0- 0	0- 0			
1- 1	0- 1	0- 0	HOME	1- 0	0- 0	0- 0			
0- 0	0- 0	0- 0	AWAY	0- 0	0- 0	0- 0			
0- 0	0- 0	0- 0	NEUTRAL	0- 0	0- 0	0- 0			

RPI 1-25				RPI 26-50				RPI 51-100				RPI 101+ Team's RPI: 168			
RPI	S	Opponent	Score	RPI	S	Opponent	Score	RPI	S	Opponent	Score	RPI	S	Opponent	Score
10	H	Drake	64 82					64	H	UNI	66 64	171	H	North Dakota	67 55
17	A	Butler	56 58									182	A	UMKC	62 55
												195	H	Saint Louis	72 67
												217	A	Eastern Mich.	41 50
												232	A	SIUE	61 68
												248	H	Oakland	62 56
												254	A	Cleveland St.	63 67
												281	A	Northern Ky.	58 53
												330	H	Austin Peay	61 49
-----															
LAST 12 Division I GAMES:															
195	H	Saint Louis	72 67	10	H	Drake	64 82								
281	A	Northern Ky.	58 53	64	H	UNI	66 64	182	A	UMKC	62 55				
330	H	Austin Peay	61 49					217	A	Eastern Mich.	41 50				
248	H	Oakland	62 56					171	H	North Dakota	67 55				
17	A	Butler	56 58					232	A	SIUE	61 68				
254	A	Cleveland St.	63 67												

Non-Div I Games: Maryville (MO) 61 52

Illinois St.



DIV. I ONLY	1- 12	336	1-9	155	219	298	298	25	25
DIV. I NON-CONF.	0- 11	336	0- 0	82	204	299	299	22	22
TOTALS	RPI 1-25		RPI 26-50	W-L RECORDS	RPI 51-100	RPI 101-150		RPI 150+	
1- 12	0- 2		0- 0	OVERALL	0- 2	0- 3		1- 5	
0- 4	0- 0		0- 0	HOME	0- 0	0- 3		0- 1	
1- 8	0- 2		0- 0	AWAY	0- 2	0- 0		1- 4	
0- 0	0- 0		0- 0	NEUTRAL	0- 0	0- 0		0- 0	
0- 11	0- 2		0- 0	NON-CONFERENCE	0- 2	0- 3		0- 4	
0- 4	0- 0		0- 0	HOME	0- 0	0- 3		0- 1	
0- 7	0- 2		0- 0	AWAY	0- 2	0- 0		0- 3	
0- 0	0- 0		0- 0	NEUTRAL	0- 0	0- 0		0- 0	
1- 1	0- 0		0- 0	CONFERENCE	0- 0	0- 0		1- 1	
0- 0	0- 0		0- 0	HOME	0- 0	0- 0		0- 0	
1- 1	0- 0		0- 0	AWAY	0- 0	0- 0		1- 1	
0- 0	0- 0		0- 0	NEUTRAL	0- 0	0- 0		0- 0	

RPI 1-25					
RPI	S	Opponent	Score		
14	A	Arizona St.	43	81	
16	A	South Dakota	43	96	
RPI 26-50					
RPI	S	Opponent	Score		
RPI 51-100					
RPI	S	Opponent	Score		
58	A	Ari zona	42	84	
73	A	Mi nnesota	39	75	
RPI 101+					
RPI	S	Opponent	Score		
105	H	Ri ce	63	74	
113	H	Houston	60	79	
134	H	UT Ar lington	49	97	
179	A	Ni chol l s St.	62	86	
188	A	Massachusetts	59	71	
202	A	San Diego St.	38	81	
336	A	Grand Canyon	63	74	
339	H	Weber St.	64	72	
340	A	McNeese	68	66	
Team's RPI: 298					
LAST 12 Division I GAMES:					
188	A	Massachusetts	59	71	
73	A	Mi nnesota	39	75	
134	H	UT Ar lington	49	97	
58	A	Ari zona	42	84	
339	H	Weber St.	64	72	
202	A	San Diego St.	38	81	
179	A	Ni chol l s St.	62	86	
340	A	McNeese	68	66	
105	H	Ri ce	63	74	
113	H	Houston	60	79	
16	A	South Dakota	43	96	
336	A	Grand Canyon	63	74	

### Non-Div I Games:

Incarnate Word



I  
n  
d  
i  
a  
n  
a

Indiana				Through Games Of Jan. 9, 2019																			
Average RPI Win:		120	WON-LOST RECORD		WINNING PCT. RANK		LAST 10 GAMES		STRENGTH OF SCHEDULE		OPP. STRENGTH OF SCHEDULE		TEAM RPI		ADJ. RPI		CONF. RPI		ADJ CONF. RPI				
DIV. I ONLY			14- 1		4		9-1		62		9		12		12		4		4				
DIV. I NON-CONF.			11- 1		13		0- 0		108		18		14		14		4		4				
-----																							
TOTALS		RPI 1-25		RPI 26-50		W-L RECORDS		RPI 51-100		RPI 101-150		RPI 150+											
14- 1		3- 0		1- 0		OVERALL		4- 0		2- 1		4- 0											
8- 0		2- 0		0- 0		HOME		2- 0		1- 0		3- 0											
5- 0		0- 0		1- 0		AWAY		2- 0		1- 0		1- 0											
1- 1		1- 0		0- 0		NEUTRAL		0- 0		0- 1		0- 0											
11- 1		2- 0		1- 0		NON-CONFERENCE		3- 0		1- 1		4- 0											
6- 0		1- 0		0- 0		HOME		1- 0		1- 0		3- 0											
4- 0		0- 0		1- 0		AWAY		2- 0		0- 0		1- 0											
1- 1		1- 0		0- 0		NEUTRAL		0- 0		0- 1		0- 0											
3- 0		1- 0		0- 0		CONFERENCE		1- 0		1- 0		0- 0											
2- 0		1- 0		0- 0		HOME		1- 0		0- 0		0- 0											
1- 0		0- 0		0- 0		AWAY		0- 0		1- 0		0- 0											
0- 0		0- 0		0- 0		NEUTRAL		0- 0		0- 0		0- 0											
-----																							
RPI 1-25 Team's RPI: 12				RPI 26-50				RPI 51-100				RPI 101+											
RPI	S	Opponent		Score		RPI	S	Opponent		Score		RPI	S	Opponent		Score		RPI	S	Opponent		Score	
16	N	South Dakota		68	60	29	A	UCLA		67	65	84	H	Penn St.		83	75	128	N	Grambling		62	65
17	H	Butler		66	46							85	H	Northern Ill.		91	73	141	A	Illinois		85	83
24	H	Michigan St.		68	64							93	A	Wake Forest		87	73	143	H	Missouri St.		98	74
												95	A	Loyola Marymount		67	43	197	H	Milwaukee		68	66
																		226	H	Florida		83	64
																		248	A	Oakland		59	32
																		278	H	North Florida		75	52
LAST 12 Division I GAMES:																							
16	N	South Dakota		68	60	24	H	Michigan St.		68	64												
128	N	Grambling		62	65	84	H	Penn St.		83	75												
95	A	Loyola Marymount		67	43	141	A	Illinois		85	83												
143	H	Missouri St.		98	74	93	A	Wake Forest		87	73												
17	H	Butler		66	46	85	H	Northern Ill.		91	73												
29	A	UCLA		67	65	226	H	Florida		83	64												

I  
n  
d  
i  
a  
n  
a

Non-Div I Games:

Indiana



Average RPI Win:	246	WON-LOST	WINNING	LAST 10	STRENGTH OF	OPP. STRENGTH	TEAM	ADJ.	CONF.	ADJ CONF.
Average RPI Loss:	128	RECORD	PCT. RANK	GAMES	SCHEDULE	OF SCHEDULE	RPI	RPI	RPI	RPI
DIV. I ONLY	6- 6	169	4-6	166	237	139	139	13	13	
DIV. I NON-CONF.	5- 5	162	0- 0	176	266	156	156	13	13	
-----										
TOTALS	RPI 1-25	RPI 26-50	W-L RECORDS	RPI 51-100	RPI 101-150	RPI 150+				
6- 6	0- 1	0- 0	OVERALL	0- 0	0- 4	6- 1				
1- 1	0- 0	0- 0	HOME	0- 0	0- 1	1- 0				
5- 4	0- 1	0- 0	AWAY	0- 0	0- 2	5- 1				
0- 1	0- 0	0- 0	NEUTRAL	0- 0	0- 1	0- 0				
5- 5	0- 1	0- 0	NON-CONFERENCE	0- 0	0- 3	5- 1				
1- 1	0- 0	0- 0	HOME	0- 0	0- 1	1- 0				
4- 3	0- 1	0- 0	AWAY	0- 0	0- 1	4- 1				
0- 1	0- 0	0- 0	NEUTRAL	0- 0	0- 1	0- 0				
1- 1	0- 0	0- 0	CONFERENCE	0- 0	0- 1	1- 0				
0- 0	0- 0	0- 0	HOME	0- 0	0- 0	0- 0				
1- 1	0- 0	0- 0	AWAY	0- 0	0- 1	1- 0				
0- 0	0- 0	0- 0	NEUTRAL	0- 0	0- 0	0- 0				

RPI 1-25				RPI 26-50				RPI 51-100				RPI 101+ Team's RPI: 139			
RPI	S	Opponent	Score	RPI	S	Opponent	Score	RPI	S	Opponent	Score	RPI	S	Opponent	Score
17	A	Butler	49 72									107	H	IUPUI	59 64
												141	A	Illinois	57 75
												143	A	Missouri St.	58 71
												148	N	UC Irvine	61 77
												153	A	Southern Ill.	61 58
												195	A	Saint Louis	60 56
												206	A	Southeast Mo. St.	62 51
												209	A	Eastern Ill.	39 63
												259	A	Marshall	62 53
												325	H	UIC	60 53
												336	A	Grand Canyon	88 81
LAST 12 Division I GAMES:															
17	A	Butler	49 72	153	A	Southern Ill.	61 58								
325	H	UIC	60 53	143	A	Missouri St.	58 71								
141	A	Illinois	57 75	209	A	Eastern Ill.	39 63								
107	H	IUPUI	59 64	336	A	Grand Canyon	88 81								
206	A	Southeast Mo. St.	62 51	195	A	Saint Louis	60 56								
148	N	UC Irvine	61 77	259	A	Marshall	62 53								

Non-Div I Games: Davenport 79 43

Indiana St.



Iona

Average RPI Win: 199

Average RPI Loss: 134

WON-LOST RECORD

WINNING PCT. RANK

LAST 10 GAMES

STRENGTH OF SCHEDULE

OPP. STRENGTH OF SCHEDULE

TEAM RPI

ADJ. RPI

CONF. RPI

ADJ CONF. RPI

DIV. I ONLY

DIV. I NON-CONF.

1- 12

1- 10

336

330

1-9

0- 0

79

44

195

153

280

259

280

259

27

28

27

28

TOTALS

RPI 1-25

RPI 26-50

W-L RECORDS

RPI 51-100

RPI 101-150

RPI 150+

1- 12

0- 1

0- 0

OVERALL

0- 5

0- 2

1- 4

1- 6

0- 1

0- 0

HOME

0- 2

0- 2

1- 1

0- 6

0- 0

0- 0

AWAY

0- 3

0- 0

0- 3

0- 0

0- 0

0- 0

NEUTRAL

0- 0

0- 0

0- 0

1- 10

0- 1

0- 0

NON-CONFERENCE

0- 5

0- 2

1- 2

1- 5

0- 1

0- 0

HOME

0- 2

0- 2

1- 0

0- 5

0- 0

0- 0

AWAY

0- 3

0- 0

0- 2

0- 0

0- 0

0- 0

NEUTRAL

0- 0

0- 0

0- 0

0- 2

0- 0

0- 0

CONFERENCE

0- 0

0- 0

0- 2

0- 1

0- 0

0- 0

HOME

0- 0

0- 0

0- 1

0- 1

0- 0

0- 0

AWAY

0- 0

0- 0

0- 1

0- 0

0- 0

0- 0

NEUTRAL

0- 0

0- 0

0- 0

RPI 1-25

RPI 26-50

RPI 51-100

RPI 101+

Team's RPI: 280

RPI S Opponent Score

20 H Central Mich. 39 82

RPI S Opponent Score

RPI S Opponent Score

60 A Kansas 44 75

RPI S Opponent Score

62 H St. John's (NY) 35 61

RPI S Opponent Score

68 A Bucknell I 43 81

RPI S Opponent Score

77 H Penn 43 66

RPI S Opponent Score

91 A Toledo 38 84

RPI S Opponent Score

114 H Fordham 40 57

RPI S Opponent Score

133 H Stony Brook 51 53

RPI S Opponent Score

199 H George Washington 52 43

RPI S Opponent Score

216 H Monmouth 38 55

RPI S Opponent Score

245 A Temple 39 59

RPI S Opponent Score

252 A Hofstra 49 74

RPI S Opponent Score

269 A Siena 47 59

LAST 12 Division I GAMES:

133 H Stony Brook 51 53

77 H Penn 43 66

245 A Temple 39 59

68 A Bucknell I 43 81

20 H Central Mich. 39 82

60 A Kansas 44 75

269 A Siena 47 59

216 H Monmouth 38 55

114 H Fordham 40 57

199 H George Washington 52 43

91 A Toledo 38 84

62 H St. John's (NY) 35 61

Non-Div I Games:

Loss, Non-Conf, S Site, H Home A Away N Neutral

Page 124

Iona



Average RPI Win:	133	WON-LOST	WINNING	LAST 10	STRENGTH OF	OPP. STRENGTH	TEAM	ADJ.	CONF.	ADJ CONF.
Average RPI Loss:	16	RECORD	PCT. RANK	GAMES	SCHEDULE	OF SCHEDULE	RPI	RPI	RPI	RPI
DIV. I ONLY	11- 3	45	7-3	16	13	13	13	4	4	
DIV. I NON-CONF.	9- 2	43	0- 1	23	12	10	10	4	4	
-----										
TOTALS	RPI 1-25	RPI 26-50	W-L RECORDS	RPI 51-100	RPI 101-150	RPI 150+				
11- 3	2- 3	0- 0	OVERALL	2- 0	4- 0	3- 0				
8- 0	1- 0	0- 0	HOME	2- 0	2- 0	3- 0				
2- 2	1- 2	0- 0	AWAY	0- 0	1- 0	0- 0				
1- 1	0- 1	0- 0	NEUTRAL	0- 0	1- 0	0- 0				
9- 2	2- 2	0- 0	NON-CONFERENCE	1- 0	3- 0	3- 0				
6- 0	1- 0	0- 0	HOME	1- 0	1- 0	3- 0				
2- 1	1- 1	0- 0	AWAY	0- 0	1- 0	0- 0				
1- 1	0- 1	0- 0	NEUTRAL	0- 0	1- 0	0- 0				
2- 1	0- 1	0- 0	CONFERENCE	1- 0	1- 0	0- 0				
2- 0	0- 0	0- 0	HOME	1- 0	1- 0	0- 0				
0- 1	0- 1	0- 0	AWAY	0- 0	0- 0	0- 0				
0- 0	0- 0	0- 0	NEUTRAL	0- 0	0- 0	0- 0				

RPI	S	Opponent	Score
1	A	Notre Dame	71 105
2	H	Iowa St.	73 70
10	A	Drake	91 82
22	N	Florida St.	67 71
24	A	Michigan St.	70 84

RPI	S	Opponent	Score
-----	---	----------	-------

RPI	S	Opponent	Score
64	H	UNI	83 57
88	H	Nebraska	77 71

RPI	S	Opponent	Score
107	H	IUPUI	72 58
108	A	Western Ky.	104 67
142	H	Wisconsin	71 53
150	N	West Virginia	84 81
164	H	Oral Roberts	90 77
290	H	Robert Morris	92 63
341	H	N.C. Central	106 39

## LAST 12 Division I GAMES:

24	A	Michigan St.	70 84	22	N	Florida St.	67 71
10	A	Drake	91 82	142	H	Wisconsin	71 53
64	H	UNI	83 57	88	H	Nebraska	77 71
107	H	IUPUI	72 58	1	A	Notre Dame	71 105
2	H	Iowa St.	73 70	150	N	West Virginia	84 81
290	H	Robert Morris	92 63	341	H	N.C. Central	106 39

Non-Div I Games:

Iowa



Average RPI	Win:	99	WON-LOST	WINNING	LAST 10	STRENGTH OF	OPP. STRENGTH	TEAM	ADJ.	CONF.	ADJ CONF.
Average RPI	Loss:	15	RECORD	PCT. RANK	GAMES	SCHEDULE	OF SCHEDULE	RPI	RPI	RPI	RPI
DIV. I ONLY			13- 2	20	8-2	2	56	2	2	3	3
DIV. I NON-CONF.			10- 2	37	3- 0	9	54	7	7	3	3
-----											
TOTALS	RPI 1-25		RPI 26-50		W-L RECORDS	RPI 51-100		RPI 101-150		RPI 150+	
13- 2	1- 2		4- 0		OVERALL	4- 0		0- 0		4- 0	
11- 0	1- 0		4- 0		HOME	3- 0		0- 0		3- 0	
1- 2	0- 2		0- 0		AWAY	1- 0		0- 0		0- 0	
1- 0	0- 0		0- 0		NEUTRAL	0- 0		0- 0		1- 0	
10- 2	1- 2		3- 0		NON-CONFERENCE	2- 0		0- 0		4- 0	
9- 0	1- 0		3- 0		HOME	2- 0		0- 0		3- 0	
0- 2	0- 2		0- 0		AWAY	0- 0		0- 0		0- 0	
1- 0	0- 0		0- 0		NEUTRAL	0- 0		0- 0		1- 0	
3- 0	0- 0		1- 0		CONFERENCE	2- 0		0- 0		0- 0	
2- 0	0- 0		1- 0		HOME	1- 0		0- 0		0- 0	
1- 0	0- 0		0- 0		AWAY	1- 0		0- 0		0- 0	
0- 0	0- 0		0- 0		NEUTRAL	0- 0		0- 0		0- 0	

RPI	S	Opponent	Score	RPI	S	Opponent	Score	RPI	S	Opponent	Score	RPI	S	Opponent	Score
10	H	Drake	86 81	26	H	Miami (FL)	75 52	60	A	Kansas	82 73	157	H	Prairie View	94 46
13	A	Iowa	70 73	46	H	Auburn	67 64	68	H	Bucknell	86 61	171	H	North Dakota	87 35
16	A	South Dakota	59 64	49	H	Kansas St.	96 58	81	H	TCU	92 54	217	N	Eastern Mich.	85 59
				50	H	Arkansas	91 82	85	H	Northern Ill.	70 60	263	H	Niagara	95 35
-----															
LAST 12 Division I GAMES:															
81	H	TCU	92 54	85	H	Northern Ill.	70 60	46	H	Auburn	67 64	26	H	Miami (FL)	75 52
60	A	Kansas	82 73	49	H	Kansas St.	96 58	171	H	North Dakota	87 35	13	A	Iowa	70 73
49	H	Kansas St.	96 58	68	H	Bucknell	86 61	50	H	Arkansas	91 82	10	H	Drake	86 81
157	H	Prairie View	94 46												
10	H	Drake	86 81												

Non-Div I Games:

Iowa St.



Average RPI Win:	328	WON-LOST	WINNING	LAST 10	STRENGTH OF	OPP. STRENGTH	TEAM	ADJ.	CONF.	ADJ CONF.
Average RPI Loss:	187	RECORD	PCT. RANK	GAMES	SCHEDULE	OF SCHEDULE	RPI	RPI	RPI	RPI
DIV. I ONLY	2- 9	307	3-7	298	277	328	328	28	28	
DIV. I NON-CONF.	2- 7	288	0- 0	240	307	306	306	25	25	
-----										
TOTALS	RPI 1-25	RPI 26-50	W-L RECORDS	RPI 51-100	RPI 101-150	RPI 150+				
2- 9	0- 1	0- 1	OVERALL	0- 0	0- 1	2- 6				
1- 1	0- 0	0- 0	HOME	0- 0	0- 0	1- 1				
0- 7	0- 1	0- 1	AWAY	0- 0	0- 1	0- 4				
1- 1	0- 0	0- 0	NEUTRAL	0- 0	0- 0	1- 1				
2- 7	0- 1	0- 1	NON-CONFERENCE	0- 0	0- 1	2- 4				
1- 1	0- 0	0- 0	HOME	0- 0	0- 0	1- 1				
0- 5	0- 1	0- 1	AWAY	0- 0	0- 1	0- 2				
1- 1	0- 0	0- 0	NEUTRAL	0- 0	0- 0	1- 1				
0- 2	0- 0	0- 0	CONFERENCE	0- 0	0- 0	0- 2				
0- 0	0- 0	0- 0	HOME	0- 0	0- 0	0- 0				
0- 2	0- 0	0- 0	AWAY	0- 0	0- 0	0- 2				
0- 0	0- 0	0- 0	NEUTRAL	0- 0	0- 0	0- 0				

RPI 1-25				RPI 26-50				RPI 51-100				RPI 101+ Team's RPI : 328			
RPI	S	Opponent	Score	RPI	S	Opponent	Score	RPI	S	Opponent	Score	RPI	S	Opponent	Score
15	A	Mississippi St.	38 105	50	A	Arkansas	57 76					134	A	UT Arlington	63 99
												161	N	Akron	57 74
												222	A	Alabama St.	67 74
												239	H	Southeastern La.	45 50
												261	A	Alabama A&M	55 58
												296	A	Memphis	67 68
												308	A	Louisiana	61 68
												325	N	UIC	72 57
												331	H	Central Ark.	65 56
LAST 12 Division I GAMES:															
325	N	UIC	72 57	222	A	Alabama St.	67 74								
161	N	Akron	57 74	261	A	Alabama A&M	55 58								
239	H	Southeastern La.	45 50	50	A	Arkansas	57 76								
15	A	Mississippi St.	38 105	134	A	UT Arlington	63 99								
308	A	Louisiana	61 68	296	A	Memphis	67 68								
331	H	Central Ark.	65 56												

Non-Div I Games: Spring Hill 105 57 Millsaps 88 38

Jackson St.

Loss, 
Non-Conf, S Site, 
H Home
A Away 
N Neutral



Average RPI Win:	301	WON-LOST	WINNING	LAST 10	STRENGTH OF	OPP. STRENGTH	TEAM	ADJ.	CONF.	ADJ CONF.
Average RPI Loss:	136	RECORD	PCT. RANK	GAMES	SCHEDULE	OF SCHEDULE	RPI	RPI	RPI	RPI
DIV. I ONLY	5- 7	208	6-4	293	230	236	236	26	26	
DIV. I NON-CONF.	4- 6	212	0- 0	232	224	213	213	27	27	
-----										
TOTALS	RPI 1-25	RPI 26-50	W-L RECORDS	RPI 51-100	RPI 101-150	RPI 150+				
5- 7	0- 1	0- 1	OVERALL	0- 2	0- 0	5- 3				
2- 1	0- 0	0- 0	HOME	0- 0	0- 0	2- 1				
3- 4	0- 1	0- 1	AWAY	0- 1	0- 0	3- 1				
0- 2	0- 0	0- 0	NEUTRAL	0- 1	0- 0	0- 1				
4- 6	0- 1	0- 1	NON-CONFERENCE	0- 2	0- 0	4- 2				
1- 1	0- 0	0- 0	HOME	0- 0	0- 0	1- 1				
3- 3	0- 1	0- 1	AWAY	0- 1	0- 0	3- 0				
0- 2	0- 0	0- 0	NEUTRAL	0- 1	0- 0	0- 1				
1- 1	0- 0	0- 0	CONFERENCE	0- 0	0- 0	1- 1				
1- 0	0- 0	0- 0	HOME	0- 0	0- 0	1- 0				
0- 1	0- 0	0- 0	AWAY	0- 0	0- 0	0- 1				
0- 0	0- 0	0- 0	NEUTRAL	0- 0	0- 0	0- 0				

RPI 1-25				RPI 26-50				RPI 51-100				RPI 101+				Team's RPI: 236
RPI	S	Opponent	Score	RPI	S	Opponent	Score	RPI	S	Opponent	Score	RPI	S	Opponent	Score	
22	A	Florida St.	46 79	42	A	Texas A&M	53 73	61	N	Old Dominion	76 78	173	H	Mercer	71 66	
								84	A	Penn St.	61 80	213	H	Bethune-Cookman	56 58	
												261	N	Alabama A&M	60 65	
												266	A	Kennesaw St.	55 75	
												315	A	FIU	73 62	
												324	H	Lipscomb	62 47	
												347	A	Savannah St.	68 58	
												348	A	Charleston So.	68 58	
-----																
LAST 12 Division I GAMES:																
261	N	Alabama A&M	60 65	266	A	Kennesaw St.	55 75	324	H	Lipscomb	62 47	173	H	Mercer	71 66	
84	A	Penn St.	61 80	324	H	Lipscomb	62 47	173	H	Mercer	71 66	315	A	FIU	73 62	
213	H	Bethune-Cookman	56 58	173	H	Mercer	71 66	315	A	FIU	73 62	22	A	Florida St.	46 79	
348	A	Charleston So.	68 58	22	A	Florida St.	46 79	42	A	Texas A&M	53 73					
61	N	Old Dominion	76 78	42	A	Texas A&M	53 73									
347	A	Savannah St.	68 58													

Non-Div I Games: Webber Int'l 73 39 Edward Waters 100 48 Warner 105 55

Jacksonville



Average RPI Win:	269	WON-LOST	WINNING	LAST 10	STRENGTH OF	OPP. STRENGTH	TEAM	ADJ.	CONF.	ADJ CONF.
Average RPI Loss:	100	RECORD	PCT. RANK	GAMES	SCHEDULE	OF SCHEDULE	RPI	RPI	RPI	RPI
DIV. I ONLY	6- 6	169	5-5	247	162	187	187	20	20	
DIV. I NON-CONF.	5- 5	162	0- 1	192	214	187	187	20	20	
-----										
TOTALS	RPI 1-25	RPI 26-50	W-L RECORDS	RPI 51-100	RPI 101-150	RPI 150+				
6- 6	0- 0	0- 0	OVERALL	0- 2	0- 4	6- 0				
1- 2	0- 0	0- 0	HOME	0- 0	0- 2	1- 0				
5- 2	0- 0	0- 0	AWAY	0- 1	0- 1	5- 0				
0- 2	0- 0	0- 0	NEUTRAL	0- 1	0- 1	0- 0				
5- 5	0- 0	0- 0	NON-CONFERENCE	0- 1	0- 4	5- 0				
1- 2	0- 0	0- 0	HOME	0- 0	0- 2	1- 0				
4- 1	0- 0	0- 0	AWAY	0- 0	0- 1	4- 0				
0- 2	0- 0	0- 0	NEUTRAL	0- 1	0- 1	0- 0				
1- 1	0- 0	0- 0	CONFERENCE	0- 1	0- 0	1- 0				
0- 0	0- 0	0- 0	HOME	0- 0	0- 0	0- 0				
1- 1	0- 0	0- 0	AWAY	0- 1	0- 0	1- 0				
0- 0	0- 0	0- 0	NEUTRAL	0- 0	0- 0	0- 0				

RPI 1-25				RPI 26-50				RPI 51-100				RPI 101+ Team's RPI: 187			
RPI	S	Opponent	Score	RPI	S	Opponent	Score	RPI	S	Opponent	Score	RPI	S	Opponent	Score
								51	A	Bel mont	52 66	102	N	Washington St.	51 64
								70	N	Harvard	62 69	106	H	Troy	63 89
												120	H	Mi ami (OH)	41 58
												149	A	Texas Tech	58 71
												176	H	Georgi a St.	61 56
												231	A	Ole Mi ss	60 49
												261	A	Al abama A&M	55 48
												295	A	Tennessee St.	62 52
												324	A	Li pscomb	58 46
												329	A	Fl ori da A&M	62 31
LAST 12 Division I GAMES:															
120	H	Mi ami (OH)	41 58	102	N	Washington St.	51 64	295	A	Tennessee St.	62 52	51	A	Bel mont	52 66
176	H	Georgi a St.	61 56									106	H	Troy	63 89
261	A	Al abama A&M	55 48									149	A	Texas Tech	58 71
231	A	Ole Mi ss	60 49									329	A	Fl ori da A&M	62 31
70	N	Harvard	62 69												
324	A	Li pscomb	58 46												

Non-Div I Games: Montevallo 84 52

Jacksonville St.



Average RPI	Win:	199	WON-LOST	WINNING	LAST 10	STRENGTH OF	OPP. STRENGTH	TEAM	ADJ.	CONF.	ADJ CONF.
Average RPI	Loss:	121	RECORD	PCT. RANK	GAMES	SCHEDULE	OF SCHEDULE	RPI	RPI	RPI	RPI
DIV. I ONLY		10- 3		50	7-3	212	131	65	65	12	12
DIV. I NON-CONF.		8- 3		72	0- 0	226	131	79	79	14	14
<hr/>											
TOTALS	RPI 1-25		RPI 26-50		W-L RECORDS	RPI 51-100		RPI 101-150		RPI 150+	
10- 3	0- 0		0- 1		OVERALL	3- 1		0- 0		7- 1	
5- 0	0- 0		0- 0		HOME	3- 0		0- 0		2- 0	
5- 3	0- 0		0- 1		AWAY	0- 1		0- 0		5- 1	
0- 0	0- 0		0- 0		NEUTRAL	0- 0		0- 0		0- 0	
8- 3	0- 0		0- 1		NON-CONFERENCE	3- 1		0- 0		5- 1	
5- 0	0- 0		0- 0		HOME	3- 0		0- 0		2- 0	
3- 3	0- 0		0- 1		AWAY	0- 1		0- 0		3- 1	
0- 0	0- 0		0- 0		NEUTRAL	0- 0		0- 0		0- 0	
2- 0	0- 0		0- 0		CONFERENCE	0- 0		0- 0		2- 0	
0- 0	0- 0		0- 0		HOME	0- 0		0- 0		0- 0	
2- 0	0- 0		0- 0		AWAY	0- 0		0- 0		2- 0	
0- 0	0- 0		0- 0		NEUTRAL	0- 0		0- 0		0- 0	

RPI 1-25				RPI 26-50				RPI 51-100				Team's RPI: 65				RPI 101+			
RPI	S	Opponent	Score	RPI	S	Opponent	Score	RPI	S	Opponent	Score	RPI	S	Opponent	Score	RPI	S	Opponent	Score
				30	A	Maryland	63 87	62	H	St. John's (NY)	64 51	174	A	Drexel	51 35				
								76	H	Dayton	68 55	199	H	George Washington	50 37				
								86	H	Georgetown	69 57	207	A	Delaware	68 43				
								93	A	Wake Forest	49 50	240	A	Hampton	65 72				
												271	A	Liberty	74 53				
												274	H	Winthrop	56 39				
												290	A	Robert Morris	59 36				
												346	A	Delaware St.	103 57				
<hr/>																			
LAST 12 Division I GAMES:																			
				93	A	Wake Forest	49 50	174	A	Drexel	51 35								
				30	A	Maryland	63 87	207	A	Delaware	68 43								
				76	H	Dayton	68 55	290	A	Robert Morris	59 36								
				271	A	Liberty	74 53	62	H	St. John's (NY)	64 51								
				274	H	Winthrop	56 39	86	H	Georgetown	69 57								
				240	A	Hampton	65 72	346	A	Delaware St.	103 57								

Non-Div I Games:

James Madison



Average RPI Win: 177

Average RPI Loss: 80

WON-LOST  
RECORDWINNING  
PCT. RANKLAST 10  
GAMESSTRENGTH OF  
SCHEDULEOPP. STRENGTH  
OF SCHEDULETEAM  
RPIADJ.  
RPICONF.  
RPIADJ CONF.  
RPIDIV. I ONLY  
DIV. I NON-CONF.10- 3  
10- 150  
197-3  
1- 0134  
20864  
8960  
4060  
403  
33  
3

TOTALS

RPI 1-25

RPI 26-50

W-L RECORDS

RPI 51-100

RPI 101-150

RPI 150+

10- 3

0- 1

0- 0

OVERALL

2- 1

2- 1

6- 0

7- 1

0- 1

0- 0

HOME

0- 0

1- 0

6- 0

1- 2

0- 0

0- 0

AWAY

1- 1

0- 1

0- 0

2- 0

0- 0

0- 0

NEUTRAL

1- 0

1- 0

0- 0

10- 1

0- 0

0- 0

NON-CONFERENCE

2- 1

2- 0

6- 0

7- 0

0- 0

0- 0

HOME

0- 0

1- 0

6- 0

1- 1

0- 0

0- 0

AWAY

1- 1

0- 0

0- 0

2- 0

0- 0

0- 0

NEUTRAL

1- 0

1- 0

0- 0

0- 2

0- 1

0- 0

CONFERENCE

0- 0

0- 1

0- 0

0- 1

0- 1

0- 0

HOME

0- 0

0- 0

0- 0

0- 1

0- 0

0- 0

AWAY

0- 0

0- 1

0- 0

0- 0

0- 0

0- 0

NEUTRAL

0- 0

0- 0

0- 0

RPI 1-25

RPI 26-50

RPI 51-100

Team's RPI: 60

RPI 101+

RPI S Opponent  
2 H Iowa St.Score  
73 82

RPI S Opponent

Score

RPI S Opponent Score  
52 A LSU 68 61  
83 N Northwestern 66 57  
88 A Nebraska 52 58RPI S Opponent Score  
102 N Washington St. 71 63  
128 H Grambling 76 45  
149 A Texas Tech 66 69  
164 H Oral Roberts 70 58  
182 H UMKC 67 55  
201 H George Mason 77 56  
261 H Alabama A&M 65 54  
280 H Iona 75 44  
313 H Vermont 77 36

LAST 12 Division I GAMES:

102 N	Washington St.	71	63	83 N	Northwestern	66	57
128 H	Grambling	76	45	149 A	Texas Tech	66	69
88 A	Nebraska	52	58	2 H	Iowa St.	73	82
52 A	LSU	68	61	313 H	Vermont	77	36
280 H	Iona	75	44	261 H	Alabama A&M	65	54
201 H	George Mason	77	56	164 H	Oral Roberts	70	58



Average RPI Win:	171	WON-LOST	WINNING	LAST 10	STRENGTH OF	OPP. STRENGTH	TEAM	ADJ.	CONF.	ADJ CONF.
Average RPI Loss:	16	RECORD	PCT. RANK	GAMES	SCHEDULE	OF SCHEDULE	RPI	RPI	RPI	RPI
DIV. I ONLY	10- 5	89	7-3	63	6	49	49	3	3	
DIV. I NON-CONF.	9- 3	62	0- 0	117	33	58	58	3	3	
-----										
TOTALS	RPI 1-25	RPI 26-50	W-L RECORDS	RPI 51-100	RPI 101-150	RPI 150+				
10- 5	0- 4	0- 0	OVERALL	3- 1	1- 0	6- 0				
8- 0	0- 0	0- 0	HOME	2- 0	1- 0	5- 0				
1- 2	0- 2	0- 0	AWAY	0- 0	0- 0	1- 0				
1- 3	0- 2	0- 0	NEUTRAL	1- 1	0- 0	0- 0				
9- 3	0- 2	0- 0	NON-CONFERENCE	3- 1	0- 0	6- 0				
7- 0	0- 0	0- 0	HOME	2- 0	0- 0	5- 0				
1- 0	0- 0	0- 0	AWAY	0- 0	0- 0	1- 0				
1- 3	0- 2	0- 0	NEUTRAL	1- 1	0- 0	0- 0				
1- 2	0- 2	0- 0	CONFERENCE	0- 0	1- 0	0- 0				
1- 0	0- 0	0- 0	HOME	0- 0	1- 0	0- 0				
0- 2	0- 2	0- 0	AWAY	0- 0	0- 0	0- 0				
0- 0	0- 0	0- 0	NEUTRAL	0- 0	0- 0	0- 0				

RPI 1-25				RPI 26-50				Team's RPI: 49				RPI 51-100				RPI 101+			
RPI	S	Opponent	Score	RPI	S	Opponent	Score	RPI	S	Opponent	Score	RPI	S	Opponent	Score	RPI	S	Opponent	Score
2	A	Iowa St.	58 96									57	N	DePaul	59 79	135	H	Oklahoma	86 56
4	A	Baylor	50 65									64	H	UNI	72 62	170	H	Vanderbilt	72 61
5	N	Syracuse	61 70									67	H	Lamar University	73 55	177	H	North Texas	60 42
14	N	Arizona St.	51 65									98	N	Princeton	80 61	178	A	Little Rock	53 47
																182	H	UMKC	61 50
																304	H	Omaha	61 46
																331	H	Central Ark.	70 54
LAST 12 Division I GAMES:																			
331	H	Central Ark.	70 54	4	A	Baylor	50 65	135	H	Oklahoma	86 56	2	A	Iowa St.	58 96	64	H	UNI	72 62
14	N	Arizona St.	51 65					57	N	DePaul	59 79	5	N	Syracuse	61 70				
178	A	Little Rock	53 47																
67	H	Lamar University	73 55																
170	H	Vanderbilt	72 61																
98	N	Princeton	80 61																



Average RPI Win:	261	WON-LOST	WINNING	LAST 10	STRENGTH OF	OPP. STRENGTH	TEAM	ADJ.	CONF.	ADJ CONF.
Average RPI Loss:	163	RECORD	PCT. RANK	GAMES	SCHEDULE	OF SCHEDULE	RPI	RPI	RPI	RPI
DIV. I ONLY	4- 10	267	3-7	175	298	266	266	26	26	
DIV. I NON-CONF.	3- 9	271	0- 0	143	267	265	265	27	27	
-----										
TOTALS	RPI 1-25	RPI 26-50	W-L RECORDS	RPI 51-100	RPI 101-150	RPI 150+				
4- 10	0- 1	0- 1	OVERALL	0- 0	0- 2	4- 6				
3- 0	0- 0	0- 0	HOME	0- 0	0- 0	3- 0				
0- 6	0- 0	0- 1	AWAY	0- 0	0- 1	0- 4				
1- 4	0- 1	0- 0	NEUTRAL	0- 0	0- 1	1- 2				
3- 9	0- 1	0- 1	NON-CONFERENCE	0- 0	0- 2	3- 5				
2- 0	0- 0	0- 0	HOME	0- 0	0- 0	2- 0				
0- 5	0- 0	0- 1	AWAY	0- 0	0- 1	0- 3				
1- 4	0- 1	0- 0	NEUTRAL	0- 0	0- 1	1- 2				
1- 1	0- 0	0- 0	CONFERENCE	0- 0	0- 0	1- 1				
1- 0	0- 0	0- 0	HOME	0- 0	0- 0	1- 0				
0- 1	0- 0	0- 0	AWAY	0- 0	0- 0	0- 1				
0- 0	0- 0	0- 0	NEUTRAL	0- 0	0- 0	0- 0				

RPI 1-25				RPI 26-50				RPI 51-100				RPI 101+ Team's RPI: 266			
RPI	S	Opponent	Score	RPI	S	Opponent	Score	RPI	S	Opponent	Score	RPI	S	Opponent	Score
24	N	Michigan St.	51 75	47	A	Georgia Tech	35 60					101	A	Seton Hall	80 102
												104	N	Idaho St.	49 60
												173	A	Mercer	48 64
												176	A	Georgia St.	73 79
												184	A	East Carolina	56 68
												212	H	Furman	74 63
												213	N	Bethune-Cookman	61 64
												236	H	Jacksonville	75 55
												253	H	Ga. Southern	78 59
												287	N	UMBC	53 57
												322	A	NJIT	60 66
												341	N	N.C. Central	78 54
-----															
LAST 12 Division I GAMES:															
				47	A	Georgia Tech	35 60	236	H	Jacksonville	75 55				
				176	A	Georgia St.	73 79	322	A	NJIT	60 66				
				173	A	Mercer	48 64	341	N	N.C. Central	78 54				
				253	H	Ga. Southern	78 59	213	N	Bethune-Cookman	61 64				
				24	N	Michigan St.	51 75	184	A	East Carolina	56 68				
				104	N	Idaho St.	49 60	212	H	Furman	74 63				

Non-Div I Games: Middle Ga. St. 80 70

Kennesaw St.



Average RPI Win:	223	WON-LOST	WINNING	LAST 10	STRENGTH OF	OPP. STRENGTH	TEAM	ADJ.	CONF.	ADJ CONF.
Average RPI Loss:	72	RECORD	PCT. RANK	GAMES	SCHEDULE	OF SCHEDULE	RPI	RPI	RPI	RPI
DIV. I ONLY	8- 4	89	8-2	164	122	100	100	8	8	
DIV. I NON-CONF.	6- 4	125	0- 0	204	94	121	121	8	8	
-----										
TOTALS	RPI 1-25	RPI 26-50	W-L RECORDS	RPI 51-100	RPI 101-150	RPI 150+				
8- 4	0- 1	0- 1	OVERALL	1- 1	1- 1	6- 0				
5- 1	0- 0	0- 0	HOME	1- 0	1- 1	3- 0				
3- 3	0- 1	0- 1	AWAY	0- 1	0- 0	3- 0				
0- 0	0- 0	0- 0	NEUTRAL	0- 0	0- 0	0- 0				
6- 4	0- 1	0- 1	NON-CONFERENCE	0- 1	1- 1	5- 0				
3- 1	0- 0	0- 0	HOME	0- 0	1- 1	2- 0				
3- 3	0- 1	0- 1	AWAY	0- 1	0- 0	3- 0				
0- 0	0- 0	0- 0	NEUTRAL	0- 0	0- 0	0- 0				
2- 0	0- 0	0- 0	CONFERENCE	1- 0	0- 0	1- 0				
2- 0	0- 0	0- 0	HOME	1- 0	0- 0	1- 0				
0- 0	0- 0	0- 0	AWAY	0- 0	0- 0	0- 0				
0- 0	0- 0	0- 0	NEUTRAL	0- 0	0- 0	0- 0				

RPI 1-25				RPI 26-50				RPI 51-100				RPI 101+			
RPI	S	Opponent	Score	RPI	S	Opponent	Score	RPI	S	Opponent	Score	RPI	S	Opponent	Score
9	A	NC State	61 78	41	A	North Carolina	60 73	85	H	Northern Ill.	87 78	103	H	Youngstown St.	62 34
								90	A	Wright St.	55 61	146	H	Duquesne	72 77
												217	H	Eastern Mi ch.	71 64
												235	A	St. Bonaventure	76 64
												248	H	Oakland	75 65
												281	H	Northern Ky.	62 61
												290	A	Robert Morris	54 46
												322	A	NJIT	57 40
-----															
LAST 12 Division I GAMES:															
290	A	Robert Morris	54 46	85	H	Northern Ill.	87 78	217	H	Eastern Mi ch.	71 64	322	A	NJIT	57 40
90	A	Wright St.	55 61	41	A	North Carolina	60 73	235	A	St. Bonaventure	76 64	9	A	NC State	61 78
146	H	Duquesne	72 77												
103	H	Youngstown St.	62 34												
248	H	Oakland	75 65												
281	H	Northern Ky.	62 61												

Non-Div I Games: Clarion 92 38

Kent St.



Average RPI	Win: 171	WON-LOST	WINNING	LAST 10	STRENGTH OF	OPP. STRENGTH	TEAM	ADJ.	CONF.	ADJ CONF.
Average RPI	Loss: 12	RECORD	PCT. RANK	GAMES	SCHEDULE	OF SCHEDULE	RPI	RPI	RPI	RPI
DIV. I ONLY	14- 2	19	8-2	135	35	27	27	6	6	
DIV. I NON-CONF.	13- 1	9	0- 0	157	40	22	22	6	6	
-----										
TOTALS	RPI 1-25	RPI 26-50	W-L RECORDS	RPI 51-100	RPI 101-150	RPI 150+				
14- 2	0- 2	2- 0	OVERALL	1- 0	2- 0	9- 0				
11- 0	0- 0	0- 0	HOME	1- 0	1- 0	9- 0				
0- 2	0- 2	0- 0	AWAY	0- 0	0- 0	0- 0				
3- 0	0- 0	2- 0	NEUTRAL	0- 0	1- 0	0- 0				
13- 1	0- 1	2- 0	NON-CONFERENCE	1- 0	2- 0	8- 0				
10- 0	0- 0	0- 0	HOME	1- 0	1- 0	8- 0				
0- 1	0- 1	0- 0	AWAY	0- 0	0- 0	0- 0				
3- 0	0- 0	2- 0	NEUTRAL	0- 0	1- 0	0- 0				
1- 1	0- 1	0- 0	CONFERENCE	0- 0	0- 0	1- 0				
1- 0	0- 0	0- 0	HOME	0- 0	0- 0	1- 0				
0- 1	0- 1	0- 0	AWAY	0- 0	0- 0	0- 0				
0- 0	0- 0	0- 0	NEUTRAL	0- 0	0- 0	0- 0				

RPI 1-25				RPI 26-50				RPI 51-100				RPI 101+			
RPI	S	Opponent	Score	RPI	S	Opponent	Score	RPI	S	Opponent	Score	RPI	S	Opponent	Score
8	A	Louisville	75 80	29	N	UCLA	75 74	78	H	Middle Tenn.	72 55	140	H	Virginia	63 51
15	A	Mississippi St.	71 86	41	N	North Carolina	85 75					147	N	South Fla.	85 63
												170	H	Vanderbilt	77 55
												183	H	High Point	71 49
												186	H	Rhode Island	75 52
												190	H	Morehead St.	87 57
												191	H	Southern U.	91 41
												222	H	Alabama St.	87 35
												228	H	Sacred Heart	71 43
												268	H	Murray St.	88 49
												321	H	Western Caro.	99 39
-----															
LAST 12 Division I GAMES:															
321	H	Western Caro.	99 39	15	A	Mississippi St.	71 86	170	H	Vanderbilt	77 55				
78	H	Middle Tenn.	72 55					228	H	Sacred Heart	71 43				
8	A	Louisville	75 80					268	H	Murray St.	88 49				
186	H	Rhode Island	75 52					29	N	UCLA	75 74				
190	H	Morehead St.	87 57					147	N	South Fla.	85 63				
41	N	North Carolina	85 75												

Non-Div I Games:

Kentucky



Average RPI Loss: 254

DIV. I ONLY	1- 12	336	1-9	332	350	351	351	31	31
DIV. I NON-CONF.	1- 10	330	0- 0	320	350	350	350	31	31
TOTALS	RPI 1-25	RPI 26-50	W-L RECORDS	RPI 51-100	RPI 101-150	RPI 150+			
1- 12	0- 0	0- 0	OVERALL	0- 1	0- 2	1- 9			
1- 3	0- 0	0- 0	HOME	0- 0	0- 0	1- 3			
0- 8	0- 0	0- 0	AWAY	0- 1	0- 1	0- 6			
0- 1	0- 0	0- 0	NEUTRAL	0- 0	0- 1	0- 0			
1- 10	0- 0	0- 0	NON-CONFERENCE	0- 1	0- 2	1- 7			
1- 3	0- 0	0- 0	HOME	0- 0	0- 0	1- 3			
0- 6	0- 0	0- 0	AWAY	0- 1	0- 1	0- 4			
0- 1	0- 0	0- 0	NEUTRAL	0- 0	0- 1	0- 0			
0- 2	0- 0	0- 0	CONFERENCE	0- 0	0- 0	0- 2			
0- 0	0- 0	0- 0	HOME	0- 0	0- 0	0- 0			
0- 2	0- 0	0- 0	AWAY	0- 0	0- 0	0- 2			
0- 0	0- 0	0- 0	NEUTRAL	0- 0	0- 0	0- 0			

RPI 1-25				RPI 26-50				RPI 51-100				RPI 101+				Team's RPI: 351	
RPI	S	Opponent	Score	RPI	S	Opponent	Score	RPI	S	Opponent	Score	RPI	S	Opponent	Score		
								71	A	Michigan	38 83	111	A	Lehigh	38 72		
												148	N	UC Irvine	71 84		
												228	A	Sacred Heart	53 75		
												285	A	Fairfield	43 71		
												297	A	Saint Peter's	59 86		
												299	H	UMass Lowell	64 69		
												303	A	Bryant	62 69		
												305	H	Army West Point	42 57		
												322	H	NJIT	51 72		
												327	H	Lafayette	55 50		
												336	A	Grand Canyon	62 65		
												343	A	Manhattan	46 61		
LAST 12 Division I GAMES:																	
				322	H	NJIT	51 72	228	A	Sacred Heart	53 75						
				71	A	Michigan	38 83	303	A	Bryant	62 69						
				299	H	UMass Lowell	64 69	327	H	Lafayette	55 50						
				336	A	Grand Canyon	62 65	111	A	Lehigh	38 72						
				148	N	UC Irvine	71 84	285	A	Fairfield	43 71						
				297	A	Saint Peter's	59 86	305	H	Army West Point	42 57						



Average RPI Win:	173	WON-LOST	WINNING	LAST 10	STRENGTH OF	OPP. STRENGTH	TEAM	ADJ.	CONF.	ADJ CONF.
Average RPI Loss:	67	RECORD	PCT. RANK	GAMES	SCHEDULE	OF SCHEDULE	RPI	RPI	RPI	RPI
DIV. I ONLY	10- 4	69	7-3	43	183	52	52	6	6	
DIV. I NON-CONF.	9- 3	62	0- 0	75	184	62	62	6	6	
-----										
TOTALS	RPI 1-25	RPI 26-50	W-L RECORDS	RPI 51-100	RPI 101-150	RPI 150+				
10- 4	1- 1	1- 0	OVERALL	1- 2	1- 1	6- 0				
8- 2	0- 0	1- 0	HOME	1- 2	1- 0	5- 0				
2- 2	1- 1	0- 0	AWAY	0- 0	0- 1	1- 0				
0- 0	0- 0	0- 0	NEUTRAL	0- 0	0- 0	0- 0				
9- 3	1- 1	0- 0	NON-CONFERENCE	1- 2	1- 0	6- 0				
7- 2	0- 0	0- 0	HOME	1- 2	1- 0	5- 0				
2- 1	1- 1	0- 0	AWAY	0- 0	0- 0	1- 0				
0- 0	0- 0	0- 0	NEUTRAL	0- 0	0- 0	0- 0				
1- 1	0- 0	1- 0	CONFERENCE	0- 0	0- 1	0- 0				
1- 0	0- 0	1- 0	HOME	0- 0	0- 0	0- 0				
0- 1	0- 0	0- 0	AWAY	0- 0	0- 1	0- 0				
0- 0	0- 0	0- 0	NEUTRAL	0- 0	0- 0	0- 0				

RPI	S	Opponent	Score	RPI	S	Opponent	Score	RPI	S	Opponent	Score	RPI	S	Opponent	Score
19	A	Rutgers	43 57	42	H	Texas A&M	63 52	60	H	Kansas	61 68	117	A	Georgia	50 63
22	A	Florida St.	58 45					62	H	Northern Colo.	62 57	147	H	South Fla.	78 49
								72	H	Tulane	54 56	178	H	Little Rock	60 45
												179	H	Nicholls St.	76 44
												211	H	Sam Houston St.	66 52
												239	H	Southeastern La.	72 52
												308	A	Louisiana	76 54
												340	H	McNeese	86 36
-----															
LAST 12 Division I GAMES:															
308	A	Louisiana	76 54	42	H	Texas A&M	63 52	117	A	Georgia	50 63	147	H	South Fla.	78 49
179	H	Nicholls St.	76 44					178	H	Little Rock	60 45	179	H	Nicholls St.	76 44
19	A	Rutgers	43 57					211	H	Sam Houston St.	66 52	239	H	Southeastern La.	72 52
340	H	McNeese	86 36					308	A	Louisiana	76 54	340	H	McNeese	86 36
60	H	Kansas	61 68												
178	H	Little Rock	60 45												

Non-Div I Games:

LSU



Average RPI Win:	254	WON-LOST	WINNING	LAST 10	STRENGTH OF	OPP. STRENGTH	TEAM	ADJ.	CONF.	ADJ CONF.
Average RPI Loss:	133	RECORD	PCT. RANK	GAMES	SCHEDULE	OF SCHEDULE	RPI	RPI	RPI	RPI
DIV. I ONLY	3- 13	306	3-7	125	212	256	256	16	16	
DIV. I NON-CONF.	3- 11	292	0- 0	137	233	262	262	18	18	
-----										
TOTALS	RPI 1-25	RPI 26-50	W-L RECORDS	RPI 51-100	RPI 101-150	RPI 150+				
3- 13	0- 0	0- 1	OVERALL	0- 5	0- 2	3- 5				
1- 3	0- 0	0- 0	HOME	0- 1	0- 0	1- 2				
0- 10	0- 0	0- 1	AWAY	0- 4	0- 2	0- 3				
2- 0	0- 0	0- 0	NEUTRAL	0- 0	0- 0	2- 0				
3- 11	0- 0	0- 1	NON-CONFERENCE	0- 4	0- 2	3- 4				
1- 3	0- 0	0- 0	HOME	0- 1	0- 0	1- 2				
0- 8	0- 0	0- 1	AWAY	0- 3	0- 2	0- 2				
2- 0	0- 0	0- 0	NEUTRAL	0- 0	0- 0	2- 0				
0- 2	0- 0	0- 0	CONFERENCE	0- 1	0- 0	0- 1				
0- 0	0- 0	0- 0	HOME	0- 0	0- 0	0- 0				
0- 2	0- 0	0- 0	AWAY	0- 1	0- 0	0- 1				
0- 0	0- 0	0- 0	NEUTRAL	0- 0	0- 0	0- 0				

RPI 1-25				RPI 26-50				RPI 51-100				RPI 101+				Team's RPI : 256	
RPI	S	Opponent	Score	RPI	S	Opponent	Score	RPI	S	Opponent	Score	RPI	S	Opponent	Score		
				33	A	Villanova	68 81										
								62	H	St. John's (NY)	57 83	121	A	Towson	68 92		
								66	A	Oregon St.	46 100	130	A	Providence	47 77		
								70	A	Harvard	43 88	163	A	VCU	38 68		
								76	A	Dayton	45 84	174	H	Drexel	43 58		
								77	A	Penn	34 65	180	N	Pepperdine	62 55		
												220	H	Howard	54 57		
												245	A	Temple	47 75		
												281	N	Northern Ky.	74 56		
												290	A	Robert Morris	39 67		
												302	H	Norfolk St.	62 52		
LAST 12 Division I GAMES:																	
				180	N	Pepperdine	62 55	163	A	VCU	38 68						
				281	N	Northern Ky.	74 56	76	A	Dayton	45 84						
				62	H	St. John's (NY)	57 83	245	A	Temple	47 75						
				302	H	Norfolk St.	62 52	130	A	Providence	47 77						
				77	A	Penn	34 65	174	H	Drexel	43 58						
				66	A	Oregon St.	46 100	33	A	Villanova	68 81						

Non-Div I Games:

La Salle



Average RPI Win:	303	WON-LOST	WINNING	LAST 10	STRENGTH OF	OPP. STRENGTH	TEAM	ADJ.	CONF.	ADJ CONF.
Average RPI Loss:	208	RECORD	PCT. RANK	GAMES	SCHEDULE	OF SCHEDULE	RPI	RPI	RPI	RPI
DIV. I ONLY	4- 7	238	5-5	349	266	319	319	15	15	
DIV. I NON-CONF.	4- 5	190	0- 0	349	278	324	324	17	17	
-----										
TOTALS	RPI 1-25	RPI 26-50	W-L RECORDS	RPI 51-100	RPI 101-150	RPI 150+				
4- 7	0- 0	0- 0	OVERALL	0- 0	0- 1	4- 6				
2- 1	0- 0	0- 0	HOME	0- 0	0- 0	2- 1				
2- 6	0- 0	0- 0	AWAY	0- 0	0- 1	2- 5				
0- 0	0- 0	0- 0	NEUTRAL	0- 0	0- 0	0- 0				
4- 5	0- 0	0- 0	NON-CONFERENCE	0- 0	0- 1	4- 4				
2- 1	0- 0	0- 0	HOME	0- 0	0- 0	2- 1				
2- 4	0- 0	0- 0	AWAY	0- 0	0- 1	2- 3				
0- 0	0- 0	0- 0	NEUTRAL	0- 0	0- 0	0- 0				
0- 2	0- 0	0- 0	CONFERENCE	0- 0	0- 0	0- 2				
0- 0	0- 0	0- 0	HOME	0- 0	0- 0	0- 0				
0- 2	0- 0	0- 0	AWAY	0- 0	0- 0	0- 2				
0- 0	0- 0	0- 0	NEUTRAL	0- 0	0- 0	0- 0				

RPI 1-25				RPI 26-50				RPI 51-100				RPI 101+				Team's RPI: 319	
RPI	S	Opponent	Score	RPI	S	Opponent	Score	RPI	S	Opponent	Score	RPI	S	Opponent	Score		
												149	A	Texas Tech	42	86	
												178	A	Little Rock	44	63	
												179	H	Nicholls St.	54	55	
												185	A	Arkansas St.	54	64	
												239	A	Southeastern La.	42	49	
												246	A	SMU	38	49	
												260	H	Mississippi Val.	72	65	
												276	A	New Orleans	57	44	
												282	A	Houston Baptist	60	68	
												334	A	Northwestern St.	63	55	
												340	H	McNeese	69	60	
LAST 12 Division I GAMES:																	
				179	H	Nicholls St.	54	55	185	A	Arkansas St.	54	64				
				260	H	Mississippi Val.	72	65	178	A	Little Rock	44	63				
				334	A	Northwestern St.	63	55	282	A	Houston Baptist	60	68				
				276	A	New Orleans	57	44	239	A	Southeastern La.	42	49				
				340	H	McNeese	69	60	246	A	SMU	38	49				
				149	A	Texas Tech	42	86									

Non-Div I Games: LSU-Alexandria 93 62 Ark.-Monticello 70 39

La. -Monroe



Average RPI	Win:	278	WON-LOST	WINNING	LAST 10	STRENGTH OF	OPP. STRENGTH	TEAM	ADJ.	CONF.	ADJ CONF.
Average RPI	Loss:	257	RECORD	PCT. RANK	GAMES	SCHEDULE	OF SCHEDULE	RPI	RPI	RPI	RPI
DIV. I ONLY		6- 8		202	3-7	348	334	327	327	22	22
DIV. I NON-CONF.		5- 6		177	0- 1	351	328	342	342	23	23
-----											
TOTALS	RPI 1-25		RPI 26-50		W-L RECORDS	RPI 51-100		RPI 101-150		RPI 150+	
6- 8	0- 0		0- 0		OVERALL	0- 0		0- 1		6- 7	
4- 3	0- 0		0- 0		HOME	0- 0		0- 1		4- 2	
2- 4	0- 0		0- 0		AWAY	0- 0		0- 0		2- 4	
0- 1	0- 0		0- 0		NEUTRAL	0- 0		0- 0		0- 1	
5- 6	0- 0		0- 0		NON-CONFERENCE	0- 0		0- 0		5- 6	
3- 2	0- 0		0- 0		HOME	0- 0		0- 0		3- 2	
2- 3	0- 0		0- 0		AWAY	0- 0		0- 0		2- 3	
0- 1	0- 0		0- 0		NEUTRAL	0- 0		0- 0		0- 1	
1- 2	0- 0		0- 0		CONFERENCE	0- 0		0- 1		1- 1	
1- 1	0- 0		0- 0		HOME	0- 0		0- 1		1- 0	
0- 1	0- 0		0- 0		AWAY	0- 0		0- 0		0- 1	
0- 0	0- 0		0- 0		NEUTRAL	0- 0		0- 0		0- 0	

RPI 1-25				RPI 26-50				RPI 51-100				RPI 101+ Team's RPI: 327			
RPI	S	Opponent	Score	RPI	S	Opponent	Score	RPI	S	Opponent	Score	RPI	S	Opponent	Score
												111	H	Lehigh	43 70
												200	H	Cornell	59 62
												207	N	Delaware	47 65
												216	H	Monmouth	73 69
												230	H	Holy Cross	73 63
												251	H	Binghamton	59 50
												262	A	Colgate	49 60
												286	A	Fla. Atlantic	49 53
												297	H	Saint Peter's	60 62
												301	H	Albany (NY)	67 66
												320	A	Wagner	66 43
												343	A	Manhattan	49 60
												349	A	Fairleigh Dickinson	63 57
												351	A	LIU Brooklyn	50 55
LAST 12 Division I GAMES:															
				200	H	Cornell	59 62					207	N	Delaware	47 65
				216	H	Monmouth	73 69					262	A	Colgate	49 60
				343	A	Manhattan	49 60					230	H	Holy Cross	73 63
				301	H	Albany (NY)	67 66					111	H	Lehigh	43 70
				286	A	Fla. Atlantic	49 53					351	A	LIU Brooklyn	50 55
				297	H	Saint Peter's	60 62					320	A	Wagner	66 43

Non-Div I Games:

Lafayette



Average RPI	Win:	209	WON-LOST	WINNING	LAST 10	STRENGTH OF	OPP. STRENGTH	TEAM	ADJ.	CONF.	ADJ CONF.
Average RPI	Loss:	70	RECORD	PCT. RANK	GAMES	SCHEDULE	OF SCHEDULE	RPI	RPI	RPI	RPI
DIV. I ONLY		6- 4		116	7-3	88	175	67	67	25	25
DIV. I NON-CONF.		3- 4		199	0- 0	8	117	33	33	22	22
-----											
TOTALS	RPI 1-25		RPI 26-50		W-L RECORDS	RPI 51-100		RPI 101-150		RPI 150+	
6- 4	0- 1		1- 1		OVERALL	1- 1		0- 0		4- 1	
3- 0	0- 0		0- 0		HOME	1- 0		0- 0		2- 0	
3- 3	0- 1		1- 1		AWAY	0- 0		0- 0		2- 1	
0- 1	0- 0		0- 0		NEUTRAL	0- 1		0- 0		0- 0	
3- 4	0- 1		1- 1		NON-CONFERENCE	1- 1		0- 0		1- 1	
1- 0	0- 0		0- 0		HOME	1- 0		0- 0		0- 0	
2- 3	0- 1		1- 1		AWAY	0- 0		0- 0		1- 1	
0- 1	0- 0		0- 0		NEUTRAL	0- 1		0- 0		0- 0	
3- 0	0- 0		0- 0		CONFERENCE	0- 0		0- 0		3- 0	
2- 0	0- 0		0- 0		HOME	0- 0		0- 0		2- 0	
1- 0	0- 0		0- 0		AWAY	0- 0		0- 0		1- 0	
0- 0	0- 0		0- 0		NEUTRAL	0- 0		0- 0		0- 0	

RPI 1-25				RPI 26-50				RPI 51-100				RPI 101+			
RPI	S	Opponent	Score	RPI	S	Opponent	Score	RPI	S	Opponent	Score	RPI	S	Opponent	Score
15	A	Mississippi St.	53 104	42	A	Texas A&M	74 68	54	H	Pacific	82 66	155	A	Denver	110 117
				49	A	Kansas St.	55 73	59	N	Ohio	62 87	276	A	New Orleans	79 57
												282	H	Houston Baptist	63 50
												292	H	A&M-Corpus Christi	76 58
												308	A	Louisiana	79 77
LAST 12 Division I GAMES:															
42	A	Texas A&M	74 68	276	A	New Orleans	79 57	292	H	A&M-Corpus Christi	76 58	282	H	Houston Baptist	63 50
59	N	Ohio	62 87	54	H	Pacific	82 66	49	A	Kansas St.	55 73	15	A	Mississippi St.	53 104
155	A	Denver	110 117									308	A	Louisiana	79 77

Non-Div I Games: LeTourneau 104 27 Louisiana Col. 94 43 McMurry 100 37 Howard Payne 93 37 Lamar University



Average RPI Win:	261	WON-LOST	WINNING	LAST 10	STRENGTH OF	OPP. STRENGTH	TEAM	ADJ.	CONF.	ADJ CONF.
Average RPI Loss:	54	RECORD	PCT. RANK	GAMES	SCHEDULE	OF SCHEDULE	RPI	RPI	RPI	RPI

DIV. I ONLY	10- 3	50	8-2	186	281	111	111	22	22
DIV. I NON-CONF.	7- 3	83	0- 1	201	191	137	137	23	23
-----									
TOTALS	RPI 1-25	RPI 26-50	W-L RECORDS	RPI 51-100	RPI 101-150	RPI 150+			
10- 3	0- 1	0- 1	OVERALL	0- 0	0- 1	10- 0			
6- 2	0- 0	0- 1	HOME	0- 0	0- 1	6- 0			
4- 1	0- 1	0- 0	AWAY	0- 0	0- 0	4- 0			
0- 0	0- 0	0- 0	NEUTRAL	0- 0	0- 0	0- 0			
7- 3	0- 1	0- 1	NON-CONFERENCE	0- 0	0- 1	7- 0			
5- 2	0- 0	0- 1	HOME	0- 0	0- 1	5- 0			
2- 1	0- 1	0- 0	AWAY	0- 0	0- 0	2- 0			
0- 0	0- 0	0- 0	NEUTRAL	0- 0	0- 0	0- 0			
3- 0	0- 0	0- 0	CONFERENCE	0- 0	0- 0	3- 0			
1- 0	0- 0	0- 0	HOME	0- 0	0- 0	1- 0			
2- 0	0- 0	0- 0	AWAY	0- 0	0- 0	2- 0			
0- 0	0- 0	0- 0	NEUTRAL	0- 0	0- 0	0- 0			

RPI 1-25	RPI 26-50	RPI 51-100	RPI 101+	Team's RPI: 111
RPI S Opponent Score	RPI S Opponent Score	RPI S Opponent Score	RPI S Opponent Score	
1 A Notre Dame 68 95	33 H Villanova 48 70		127 H Charlotte 60 62	
			200 H Cornell 67 54	
			216 H Monmouth 63 48	
			227 A Navy 56 38	
			228 H Sacred Heart 70 66	
			230 H Holy Cross 64 55	
			251 A Binghamton 65 55	
			277 A Central Conn. St. 88 62	
			302 H Norfolk St. 62 41	
			327 A Lafayette 70 43	
			351 H LIU Brooklyn 72 38	
-----				
LAST 12 Division I GAMES:				
127 H Charlotte 60 62	230 H Holy Cross 64 55			
200 H Cornell 67 54	227 A Navy 56 38			
302 H Norfolk St. 62 41	327 A Lafayette 70 43			
251 A Binghamton 65 55	1 A Notre Dame 68 95			
33 H Villanova 48 70	351 H LIU Brooklyn 72 38			
216 H Monmouth 63 48	228 H Sacred Heart 70 66			

Non-Div I Games: Kutztown 73 39

Lehigh



Average RPI	Win: 207	WON-LOST	WINNING	LAST 10	STRENGTH OF	OPP. STRENGTH	TEAM	ADJ.	CONF.	ADJ CONF.
Average RPI	Loss: 156	RECORD	PCT. RANK	GAMES	SCHEDULE	OF SCHEDULE	RPI	RPI	RPI	RPI
DIV. I ONLY	3- 11	295	3-7	199	177	271	271	26	26	
DIV. I NON-CONF.	3- 9	271	0- 1	197	187	270	270	27	27	
<hr/>										
TOTALS	RPI 1-25	RPI 26-50	W-L RECORDS	RPI 51-100	RPI 101-150	RPI 150+				
3- 11	0- 1	0- 0	OVERALL	0- 3	1- 2	2- 5				
1- 2	0- 0	0- 0	HOME	0- 2	0- 0	1- 0				
1- 6	0- 0	0- 0	AWAY	0- 1	0- 1	1- 4				
1- 3	0- 1	0- 0	NEUTRAL	0- 0	1- 1	0- 1				
3- 9	0- 1	0- 0	NON-CONFERENCE	0- 2	1- 2	2- 4				
1- 2	0- 0	0- 0	HOME	0- 2	0- 0	1- 0				
1- 4	0- 0	0- 0	AWAY	0- 0	0- 1	1- 3				
1- 3	0- 1	0- 0	NEUTRAL	0- 0	1- 1	0- 1				
0- 2	0- 0	0- 0	CONFERENCE	0- 1	0- 0	0- 1				
0- 0	0- 0	0- 0	HOME	0- 0	0- 0	0- 0				
0- 2	0- 0	0- 0	AWAY	0- 1	0- 0	0- 1				
0- 0	0- 0	0- 0	NEUTRAL	0- 0	0- 0	0- 0				

RPI 1-25				RPI 26-50				RPI 51-100				RPI 101+ Team's RPI: 271			
RPI	S	Opponent	Score	RPI	S	Opponent	Score	RPI	S	Opponent	Score	RPI	S	Opponent	Score
23	N	UCF	45 <b>53</b>					55	H	Virginia Tech	61 <b>72</b>	124	A	Chattanooga	60 <b>75</b>
								65	H	James Madison	53 <b>74</b>	127	N	Charlotte	61 <b>63</b>
								92	A	FGCU	50 <b>68</b>	146	N	Duquesne	55 51
												184	A	East Carolina	63 <b>66</b>
												210	H	Saint Francis (PA)	82 53
												213	A	Bethune-Cookman	76 <b>81</b>
												219	A	Stetson	52 <b>69</b>
												265	A	ETSU	89 86
												302	N	Norfolk St.	53 <b>66</b>
												317	A	UNC Greensboro	45 <b>48</b>
<hr/>															
LAST 12 Division I GAMES:															
302	N	Norfolk St.	53 <b>66</b>	219	A	Stetson	52 <b>69</b>								
265	A	ETSU	89 86	92	A	FGCU	50 <b>68</b>								
65	H	James Madison	53 <b>74</b>	146	N	Duquesne	55 51								
127	N	Charlotte	61 <b>63</b>	23	N	UCF	45 <b>53</b>								
124	A	Chattanooga	60 <b>75</b>	317	A	UNC Greensboro	45 <b>48</b>								
210	H	Saint Francis (PA)	82 53	184	A	East Carolina	63 <b>66</b>								

Non-Div I Games: West Chester 61 42

Liberty



Average RPI Win:	278	WON-LOST	WINNING	LAST 10	STRENGTH OF	OPP. STRENGTH	TEAM	ADJ.	CONF.	ADJ CONF.
Average RPI Loss:	189	RECORD	PCT. RANK	GAMES	SCHEDULE	OF SCHEDULE	RPI	RPI	RPI	RPI
DIV. I ONLY	2- 13	322	0-10	240	307	324	324	26	26	
DIV. I NON-CONF.	2- 11	316	0- 0	211	294	314	314	27	27	
-----										
TOTALS	RPI 1-25	RPI 26-50	W-L RECORDS	RPI 51-100	RPI 101-150	RPI 150+				
2- 13	0- 0	0- 0	OVERALL	0- 2	0- 4	2- 7				
1- 5	0- 0	0- 0	HOME	0- 0	0- 2	1- 3				
1- 8	0- 0	0- 0	AWAY	0- 2	0- 2	1- 4				
0- 0	0- 0	0- 0	NEUTRAL	0- 0	0- 0	0- 0				
2- 11	0- 0	0- 0	NON-CONFERENCE	0- 2	0- 4	2- 5				
1- 4	0- 0	0- 0	HOME	0- 0	0- 2	1- 2				
1- 7	0- 0	0- 0	AWAY	0- 2	0- 2	1- 3				
0- 0	0- 0	0- 0	NEUTRAL	0- 0	0- 0	0- 0				
0- 2	0- 0	0- 0	CONFERENCE	0- 0	0- 0	0- 2				
0- 1	0- 0	0- 0	HOME	0- 0	0- 0	0- 1				
0- 1	0- 0	0- 0	AWAY	0- 0	0- 0	0- 1				
0- 0	0- 0	0- 0	NEUTRAL	0- 0	0- 0	0- 0				

RPI 1-25				RPI 26-50				RPI 51-100				RPI 101+ Team's RPI: 324					
RPI	S	Opponent	Score	RPI	S	Opponent	Score	RPI	S	Opponent	Score	RPI	S	Opponent	Score		
								51	A	Belmont	43	83	117	A	Georgia	45	77
								97	A	Clemson	26	68	117	H	UT Martin	53	62
													122	H	Tennessee Tech	52	67
													132	A	Cincinnati	55	71
													187	H	Jacksonville St.	46	58
													190	A	Morehead St.	44	79
													236	A	Jacksonville	47	62
													261	A	Alabama A&M	62	58
													268	A	Murray St.	61	97
													278	H	North Florida	53	68
													295	H	Tennessee St.	64	62
													330	A	Austin Peay	58	70
													335	H	Col. of Charleston	63	65
LAST 12 Division I GAMES:																	
278	H	North Florida	53	68	236	A	Jacksonville	47	62								
51	A	Belmont	43	83	190	A	Morehead St.	44	79								
330	A	Austin Peay	58	70	122	H	Tennessee Tech	52	67								
132	A	Cincinnati	55	71	117	A	Georgia	45	77								
268	A	Murray St.	61	97	335	H	Col. of Charleston	63	65								
187	H	Jacksonville St.	46	58	117	H	UT Martin	53	62								

Non-Div I Games:

Lipscomb



Average RPI	Win: 257	WON-LOST	WINNING	LAST 10	STRENGTH OF	OPP. STRENGTH	TEAM	ADJ.	CONF.	ADJ CONF.
Average RPI	Loss: 73	RECORD	PCT. RANK	GAMES	SCHEDULE	OF SCHEDULE	RPI	RPI	RPI	RPI
DIV. I ONLY	6- 7	188	4-6	131	129	178	178	15	15	
DIV. I NON-CONF.	4- 7	228	0- 0	74	56	162	162	17	17	
-----										
TOTALS	RPI 1-25	RPI 26-50	W-L RECORDS	RPI 51-100	RPI 101-150	RPI 150+				
6- 7	0- 1	0- 2	OVERALL	0- 1	1- 3	5- 0				
3- 5	0- 1	0- 2	HOME	0- 0	0- 2	3- 0				
3- 2	0- 0	0- 0	AWAY	0- 1	1- 1	2- 0				
0- 0	0- 0	0- 0	NEUTRAL	0- 0	0- 0	0- 0				
4- 7	0- 1	0- 2	NON-CONFERENCE	0- 1	1- 3	3- 0				
1- 5	0- 1	0- 2	HOME	0- 0	0- 2	1- 0				
3- 2	0- 0	0- 0	AWAY	0- 1	1- 1	2- 0				
0- 0	0- 0	0- 0	NEUTRAL	0- 0	0- 0	0- 0				
2- 0	0- 0	0- 0	CONFERENCE	0- 0	0- 0	2- 0				
2- 0	0- 0	0- 0	HOME	0- 0	0- 0	2- 0				
0- 0	0- 0	0- 0	AWAY	0- 0	0- 0	0- 0				
0- 0	0- 0	0- 0	NEUTRAL	0- 0	0- 0	0- 0				

RPI 1-25				RPI 26-50				RPI 51-100				RPI 101+ Team's RPI: 178			
RPI	S	Opponent	Score	RPI	S	Opponent	Score	RPI	S	Opponent	Score	RPI	S	Opponent	Score
15	H	Mississippi St.	63 98	42	H	Texas A&M	40 61	52	A	LSU	45 60	105	H	Rice	65 79
				49	H	Kansas St.	47 53					108	H	Western Ky.	56 68
												143	A	Missouri St.	44 48
												144	A	Tulsa	63 53
												189	A	Louisiana Tech	69 58
												286	H	Fla. Atlantic	61 38
												296	A	Memphis	63 60
												308	H	Louisiana	62 48
												319	H	La.-Monroe	63 44
-----															
LAST 12 Division I GAMES:															
308	H	Louisiana	62 48	319	H	La.-Monroe	63 44	143	A	Missouri St.	44 48	296	A	Memphis	63 60
15	H	Mississippi St.	63 98	42	H	Texas A&M	40 61	144	A	Tulsa	63 53	49	H	Kansas St.	47 53
52	A	LSU	45 60	49	H	Kansas St.	47 53	108	H	Western Ky.	56 68				
42	H	Texas A&M	40 61												
105	H	Rice	65 79												
286	H	Fla. Atlantic	61 38												

Non-Div I Games:

Little Rock



Average RPI	Win:	209	WON-LOST	WINNING	LAST 10	STRENGTH OF	OPP. STRENGTH	TEAM	ADJ.	CONF.	ADJ CONF.
Average RPI	Loss:	116	RECORD	PCT. RANK	GAMES	SCHEDULE	OF SCHEDULE	RPI	RPI	RPI	RPI
DIV. I ONLY		3- 10		287	3-7	99	153	238	238	21	21
DIV. I NON-CONF.		3- 10		278	1- 0	107	152	248	248	21	21
-----											
TOTALS	RPI 1-25		RPI 26-50		W-L RECORDS	RPI 51-100		RPI 101-150		RPI 150+	
3- 10	0- 1		0- 1		OVERALL	0- 4		1- 1		2- 3	
2- 6	0- 0		0- 1		HOME	0- 2		1- 0		1- 3	
1- 4	0- 1		0- 0		AWAY	0- 2		0- 1		1- 0	
0- 0	0- 0		0- 0		NEUTRAL	0- 0		0- 0		0- 0	
3- 10	0- 1		0- 1		NON-CONFERENCE	0- 4		1- 1		2- 3	
2- 6	0- 0		0- 1		HOME	0- 2		1- 0		1- 3	
1- 4	0- 1		0- 0		AWAY	0- 2		0- 1		1- 0	
0- 0	0- 0		0- 0		NEUTRAL	0- 0		0- 0		0- 0	
0- 0	0- 0		0- 0		CONFERENCE	0- 0		0- 0		0- 0	
0- 0	0- 0		0- 0		HOME	0- 0		0- 0		0- 0	
0- 0	0- 0		0- 0		AWAY	0- 0		0- 0		0- 0	
0- 0	0- 0		0- 0		NEUTRAL	0- 0		0- 0		0- 0	

RPI 1-25				RPI 26-50				RPI 51-100				RPI 101+ Team's RPI: 238			
RPI	S	Opponent	Score	RPI	S	Opponent	Score	RPI	S	Opponent	Score	RPI	S	Opponent	Score
7	A	Oregon	48 110	43	H	Southern Cal i forn i a	50 86	56	A	Utah	59 82	112	A	Montana St.	62 85
								58	H	Ari zona	43 70	136	H	Idaho	70 63
								64	H	UNI	64 71	154	A	Utah St.	50 48
								95	A	Loyol a Marymount	62 71	225	H	San Di ego	56 60
												233	H	Nevada	67 76
												270	H	Cal i forn i a Bapti st	83 85
												336	H	Grand Canyon	57 50
-----															
LAST 12 Di vi si on I GAMES:															
154	A	Utah St.	50 48	336	H	Grand Canyon	57 50	95	A	Loyol a Marymount	62 71				
136	H	Idaho	70 63					58	H	Ari zona	43 70				
64	H	UNI	64 71					225	H	San Di ego	56 60				
233	H	Nevada	67 76					7	A	Oregon	48 110				
56	A	Utah	59 82					112	A	Montana St.	62 85				
43	H	Southern Cal i forn i a	50 86												

Non-Di v I Games:

Long Beach St.



Average RPI Win: 198		WON-LOST	WINNING	LAST 10	STRENGTH OF		OPP. STRENGTH	TEAM	ADJ.	CONF.	ADJ CONF.
Loss: 223		RECORD	PCT. RANK	GAMES	SCHEDULE		OF SCHEDULE	RPI	RPI	RPI	RPI
DIV. I ONLY		1- 11	332	1-9	275		337	344	344	29	29
DIV. I NON-CONF.		1- 9	326	0- 0	245		333	341	341	29	29
TOTALS		RPI 1-25	RPI 26-50	W-L RECORDS		RPI 51-100	RPI 101-150	RPI 150+			
1- 11	0- 0	0- 0		OVERALL		0- 1	0- 0	1- 10			
1- 4	0- 0	0- 0		HOME		0- 0	0- 0	1- 4			
0- 6	0- 0	0- 0		AWAY		0- 1	0- 0	0- 5			
0- 1	0- 0	0- 0		NEUTRAL		0- 0	0- 0	0- 1			
1- 9	0- 0	0- 0		NON-CONFERENCE		0- 1	0- 0	1- 8			
1- 4	0- 0	0- 0		HOME		0- 0	0- 0	1- 4			
0- 4	0- 0	0- 0		AWAY		0- 1	0- 0	0- 3			
0- 1	0- 0	0- 0		NEUTRAL		0- 0	0- 0	0- 1			
0- 2	0- 0	0- 0		CONFERENCE		0- 0	0- 0	0- 2			
0- 0	0- 0	0- 0		HOME		0- 0	0- 0	0- 0			
0- 2	0- 0	0- 0		AWAY		0- 0	0- 0	0- 2			
0- 0	0- 0	0- 0		NEUTRAL		0- 0	0- 0	0- 0			

RPI 1-25				RPI 26-50				RPI 51-100				RPI 101+ Team' s RPI : 344					
RPI	S	Opponent	Score	RPI	S	Opponent	Score	RPI	S	Opponent	Score	RPI	S	Opponent	Score		
								55	A	Vi rgi ni a Tech	39	93	162	A	UNCW	33	35
												163	A	VCU	55	84	
												184	N	East Carol i na	52	61	
												198	H	UMES	83	71	
												210	H	Saint Francis (PA)	88	91	
												217	H	Eastern Mi ch.	45	64	
												250	H	Wofford	72	101	
												274	A	Wi nthrop	69	77	
												302	A	Norfol k St.	42	74	
												312	A	Presbyteri an	66	81	
												320	H	Wagner	60	86	
LAST 12 Di vi si on I GAMES:																	
312	A	Presbyteri an	66	81	274	A	Wi nthrop	69	77								
250	H	Wofford	72	101	55	A	Vi rgi ni a Tech	39	93								
210	H	Saint Francis (PA)	88	91	162	A	UNCW	33	35								
198	H	UMES	83	71	184	N	East Carol i na	52	61								
320	H	Wagner	60	86	217	H	Eastern Mi ch.	45	64								
163	A	VCU	55	84	302	A	Norfol k St.	42	74								

### Non-Div I Games:

Longwood

■ Loss, ■ Non-Conf, S Site, H Home A Away N Neutral



Average RPI Win:	334	WON-LOST	WINNING	LAST 10	STRENGTH OF	OPP. STRENGTH	TEAM	ADJ.	CONF.	ADJ CONF.
Average RPI Loss:	153	RECORD	PCT. RANK	GAMES	SCHEDULE	OF SCHEDULE	RPI	RPI	RPI	RPI
DIV. I ONLY	2- 10	311	1-9	246	198	308	308	15	15	
DIV. I NON-CONF.	2- 8	293	0- 0	250	193	305	305	17	17	
-----										
TOTALS	RPI 1-25	RPI 26-50	W-L RECORDS	RPI 51-100	RPI 101-150	RPI 150+				
2- 10	0- 1	0- 1	OVERALL	0- 2	0- 0	2- 6				
1- 3	0- 0	0- 0	HOME	0- 2	0- 0	1- 1				
1- 6	0- 1	0- 1	AWAY	0- 0	0- 0	1- 4				
0- 1	0- 0	0- 0	NEUTRAL	0- 0	0- 0	0- 1				
2- 8	0- 1	0- 1	NON-CONFERENCE	0- 2	0- 0	2- 4				
1- 3	0- 0	0- 0	HOME	0- 2	0- 0	1- 1				
1- 4	0- 1	0- 1	AWAY	0- 0	0- 0	1- 2				
0- 1	0- 0	0- 0	NEUTRAL	0- 0	0- 0	0- 1				
0- 2	0- 0	0- 0	CONFERENCE	0- 0	0- 0	0- 2				
0- 0	0- 0	0- 0	HOME	0- 0	0- 0	0- 0				
0- 2	0- 0	0- 0	AWAY	0- 0	0- 0	0- 2				
0- 0	0- 0	0- 0	NEUTRAL	0- 0	0- 0	0- 0				

RPI 1-25				RPI 26-50				RPI 51-100				RPI 101+ Team's RPI: 308			
RPI	S	Opponent	Score	RPI	S	Opponent	Score	RPI	S	Opponent	Score	RPI	S	Opponent	Score
15	A	Mississippi St.	36 104	46	A	Auburn	59 71	52	H	LSU	54 76	178	A	Little Rock	48 62
								67	H	Lamar University	77 79	185	A	Arkansas St.	75 87
												211	H	Sam Houston St.	62 68
												231	A	Ole Miss	57 79
												255	A	UTRGV	60 75
												292	N	A&M-Corpus Christi	63 64
												328	H	Jackson St.	68 61
												340	A	McNeese	70 59
-----															
LAST 12 Division I GAMES:															
178	A	Little Rock	48 62	185	A	Arkansas St.	75 87	15	A	Mississippi St.	36 104	52	H	LSU	54 76
292	N	A&M-Corpus Christi	63 64	52	H	LSU	54 76	231	A	Ole Miss	57 79	211	H	Sam Houston St.	62 68
46	A	Auburn	59 71	231	A	Ole Miss	57 79	255	A	UTRGV	60 75				
328	H	Jackson St.	68 61												
340	A	McNeese	70 59												
67	H	Lamar University	77 79												

Non-Div I Games: Dillard

69 72

Louisiana



Average RPI Win:	216	WON-LOST	WINNING	LAST 10	STRENGTH OF	OPP. STRENGTH	TEAM	ADJ.	CONF.	ADJ CONF.
Average RPI Loss:	149	RECORD	PCT. RANK	GAMES	SCHEDULE	OF SCHEDULE	RPI	RPI	RPI	RPI

DIV. I ONLY	7- 7	169	4-6	206	144	189	189	17	17
DIV. I NON-CONF.	7- 5	132	1- 0	255	109	161	161	19	19
-----									
TOTALS	RPI 1-25	RPI 26-50	W-L RECORDS	RPI 51-100	RPI 101-150	RPI 150+			
7- 7	0- 1	0- 0	OVERALL	0- 0	2- 2	5- 4			
3- 3	0- 0	0- 0	HOME	0- 0	1- 1	2- 2			
3- 3	0- 1	0- 0	AWAY	0- 0	0- 0	3- 2			
1- 1	0- 0	0- 0	NEUTRAL	0- 0	1- 1	0- 0			
7- 5	0- 1	0- 0	NON-CONFERENCE	0- 0	2- 1	5- 3			
3- 1	0- 0	0- 0	HOME	0- 0	1- 0	2- 1			
3- 3	0- 1	0- 0	AWAY	0- 0	0- 0	3- 2			
1- 1	0- 0	0- 0	NEUTRAL	0- 0	1- 1	0- 0			
0- 2	0- 0	0- 0	CONFERENCE	0- 0	0- 1	0- 1			
0- 2	0- 0	0- 0	HOME	0- 0	0- 1	0- 1			
0- 0	0- 0	0- 0	AWAY	0- 0	0- 0	0- 0			
0- 0	0- 0	0- 0	NEUTRAL	0- 0	0- 0	0- 0			

RPI 1-25				RPI 26-50				RPI 51-100				RPI 101+ Team's RPI: 189			
RPI	S	Opponent	Score	RPI	S	Opponent	Score	RPI	S	Opponent	Score	RPI	S	Opponent	Score
14	A	Arizona St.	44 80									105	H	Rice	51 61
												109	N	Alabama	79 62
												113	H	Houston	100 88
												143	N	Missouri St.	70 82
												177	H	North Texas	54 65
												178	H	Little Rock	58 69
												182	A	UMKC	70 80
												185	A	Arkansas St.	80 70
												231	H	Ole Miss	80 71
												239	H	Southeastern La.	72 53
												243	A	Wichita St.	56 70
												296	A	Memphis	66 50
												340	A	McNeese	89 48
-----															
LAST 12 Division I GAMES:															
109	N	Alabama	79 62	105	H	Rice	51 61								
239	H	Southeastern La.	72 53	177	H	North Texas	54 65								
14	A	Arizona St.	44 80	340	A	McNeese	89 48								
243	A	Wichita St.	56 70	182	A	UMKC	70 80								
185	A	Arkansas St.	80 70	143	N	Missouri St.	70 82								
296	A	Memphis	66 50	231	H	Ole Miss	80 71								

Non-Div I Games: LSU-Alexandria 112 70



Average RPI Win:	100	WON-LOST	WINNING	LAST 10	STRENGTH OF	OPP. STRENGTH	TEAM	ADJ.	CONF.	ADJ CONF.
Average RPI Loss:	0	RECORD	PCT. RANK	GAMES	SCHEDULE	OF SCHEDULE	RPI	RPI	RPI	RPI
DIV. I ONLY	14- 0	1	10-0	42	5	8	8	1	1	
DIV. I NON-CONF.	12- 0	1	0- 0	50	21	6	6	1	1	
-----										
TOTALS	RPI 1-25	RPI 26-50	W-L RECORDS	RPI 51-100	RPI 101-150	RPI 150+				
14- 0	2- 0	4- 0	OVERALL	2- 0	4- 0	2- 0				
7- 0	0- 0	2- 0	HOME	1- 0	2- 0	2- 0				
5- 0	1- 0	2- 0	AWAY	0- 0	2- 0	0- 0				
2- 0	1- 0	0- 0	NEUTRAL	1- 0	0- 0	0- 0				
12- 0	2- 0	2- 0	NON-CONFERENCE	2- 0	4- 0	2- 0				
6- 0	0- 0	1- 0	HOME	1- 0	2- 0	2- 0				
4- 0	1- 0	1- 0	AWAY	0- 0	2- 0	0- 0				
2- 0	1- 0	0- 0	NEUTRAL	1- 0	0- 0	0- 0				
2- 0	0- 0	2- 0	CONFERENCE	0- 0	0- 0	0- 0				
1- 0	0- 0	1- 0	HOME	0- 0	0- 0	0- 0				
1- 0	0- 0	1- 0	AWAY	0- 0	0- 0	0- 0				
0- 0	0- 0	0- 0	NEUTRAL	0- 0	0- 0	0- 0				

RPI	S	Opponent	Score	RPI	S	Opponent	Score	RPI	S	Opponent	Score	RPI	S	Opponent	Score
14	N	Arizona St.	58 56	27	H	Kentucky	80 75	88	H	Nebraska	85 68	108	A	Western Ky.	102 80
20	A	Central Mich.	72 68	31	A	Duke	73 51	94	N	Hartford	86 69	117	H	UT Martin	102 62
				41	H	North Carolina	73 66					120	H	Miami (OH)	95 73
				45	A	Boise St.	74 55					124	A	Chattanooga	75 49
												281	H	Northern Ky.	92 59
												295	H	Tennessee St.	107 52
-----															
LAST 12 Division I GAMES:															
				31	A	Duke	73 51	41	H	North Carolina	73 66				
				88	H	Nebraska	85 68	20	A	Central Mich.	72 68				
				120	H	Miami (OH)	95 73	281	H	Northern Ky.	92 59				
				94	N	Hartford	86 69	27	H	Kentucky	80 75				
				14	N	Arizona St.	58 56	117	H	UT Martin	102 62				
				45	A	Boise St.	74 55	295	H	Tennessee St.	107 52				

Non-Div I Games:

Louisville



Average RPI	Win:	310	WON-LOST	WINNING	LAST 10	STRENGTH OF	OPP. STRENGTH	TEAM	ADJ.	CONF.	ADJ CONF.
Average RPI	Loss:	124	RECORD	PCT. RANK	GAMES	SCHEDULE	OF SCHEDULE	RPI	RPI	RPI	RPI
DIV. I ONLY		7- 5		125	6-4	328	301	249	249	13	13
DIV. I NON-CONF.		6- 5		143	0- 0	325	288	258	258	13	13
-----											
TOTALS	RPI 1-25		RPI 26-50		W-L RECORDS	RPI 51-100		RPI 101-150		RPI 150+	
7- 5	0- 0		0- 0		OVERALL	0- 2		0- 1		7- 2	
5- 2	0- 0		0- 0		HOME	0- 1		0- 0		5- 1	
2- 3	0- 0		0- 0		AWAY	0- 1		0- 1		2- 1	
0- 0	0- 0		0- 0		NEUTRAL	0- 0		0- 0		0- 0	
6- 5	0- 0		0- 0		NON-CONFERENCE	0- 2		0- 1		6- 2	
4- 2	0- 0		0- 0		HOME	0- 1		0- 0		4- 1	
2- 3	0- 0		0- 0		AWAY	0- 1		0- 1		2- 1	
0- 0	0- 0		0- 0		NEUTRAL	0- 0		0- 0		0- 0	
1- 0	0- 0		0- 0		CONFERENCE	0- 0		0- 0		1- 0	
1- 0	0- 0		0- 0		HOME	0- 0		0- 0		1- 0	
0- 0	0- 0		0- 0		AWAY	0- 0		0- 0		0- 0	
0- 0	0- 0		0- 0		NEUTRAL	0- 0		0- 0		0- 0	

RPI 1-25				RPI 26-50				RPI 51-100				RPI 101+ Team's RPI: 249					
RPI	S	Opponent	Score	RPI	S	Opponent	Score	RPI	S	Opponent	Score	RPI	S	Opponent	Score		
								57	H	DePaul	76	102	103	A	Youngstown St.	63	74
								74	A	Purdue	41	65	182	H	UMKC	74	88
													203	A	Bowling Green	74	88
													232	H	SIUE	56	43
													288	A	Western Mi ch.	64	53
													310	H	Valparaiso	80	54
													325	A	UIC	75	60
													333	H	Detroit Mercy	52	43
													337	H	Chicago St.	76	40
													342	H	Purdue Fort Wayne	81	67
LAST 12 Division I GAMES:																	
310	H	Valparaiso	80	54	57	H	DePaul	76	102	182	H	UMKC	74	88			
337	H	Chicago St.	76	40	74	A	Purdue	41	65	74	A	Purdue	41	65			
203	A	Bowling Green	74	88	232	H	SIUE	56	43	288	A	Western Mi ch.	64	53			
325	A	UIC	75	60	310	H	Valparaiso	80	54	325	A	UIC	75	60			
333	H	Detroit Mercy	52	43	337	H	Chicago St.	76	40	337	H	Chicago St.	76	40			
103	A	Youngstown St.	63	74	342	H	Purdue Fort Wayne	81	67	342	H	Purdue Fort Wayne	81	67			

Non-Div I Games:

Loyol a Chi cago



Average RPI Win:	216	WON-LOST	WINNING	LAST 10	STRENGTH OF	OPP. STRENGTH	TEAM	ADJ.	CONF.	ADJ CONF.
Average RPI Loss:	181	RECORD	PCT. RANK	GAMES	SCHEDULE	OF SCHEDULE	RPI	RPI	RPI	RPI
DIV. I ONLY	1- 13	342	1-9	156	314	314	314	22	22	
DIV. I NON-CONF.	1- 10	330	0- 1	122	301	282	282	23	23	
-----										
TOTALS	RPI 1-25	RPI 26-50	W-L RECORDS	RPI 51-100	RPI 101-150	RPI 150+				
1- 13	0- 0	0- 1	OVERALL	0- 1	0- 4	1- 7				
0- 5	0- 0	0- 0	HOME	0- 0	0- 2	0- 3				
1- 7	0- 0	0- 1	AWAY	0- 1	0- 1	1- 4				
0- 1	0- 0	0- 0	NEUTRAL	0- 0	0- 1	0- 0				
1- 10	0- 0	0- 1	NON-CONFERENCE	0- 1	0- 3	1- 5				
0- 3	0- 0	0- 0	HOME	0- 0	0- 1	0- 2				
1- 6	0- 0	0- 1	AWAY	0- 1	0- 1	1- 3				
0- 1	0- 0	0- 0	NEUTRAL	0- 0	0- 1	0- 0				
0- 3	0- 0	0- 0	CONFERENCE	0- 0	0- 1	0- 2				
0- 2	0- 0	0- 0	HOME	0- 0	0- 1	0- 1				
0- 1	0- 0	0- 0	AWAY	0- 0	0- 0	0- 1				
0- 0	0- 0	0- 0	NEUTRAL	0- 0	0- 0	0- 0				

RPI 1-25				RPI 26-50				RPI 51-100				RPI 101+ Team's RPI: 314			
RPI	S	Opponent	Score	RPI	S	Opponent	Score	RPI	S	Opponent	Score	RPI	S	Opponent	Score
				30	A	Maryl and	48 83								
								86	A	Georgetown	30 45	116	N	Boston College	47 73
												121	A	Towson	57 62
												137	H	William & Mary	49 65
												138	H	Boston U.	62 64
												201	A	George Mason	38 70
												204	H	Mt. St. Mary's	67 77
												216	A	Monmouth	75 67
												221	A	Dartmouth	41 54
												227	H	Navy	46 58
												272	H	St. Francis Brooklyn	70 75
												289	A	Saint Joseph's	46 49
												305	A	Army West Point	57 69
LAST 12 Division I GAMES:															
				289	A	Saint Joseph's	46 49					138	H	Boston U.	62 64
				121	A	Towson	57 62					305	A	Army West Point	57 69
				204	H	Mt. St. Mary's	67 77					227	H	Navy	46 58
				116	N	Boston College	47 73					216	A	Monmouth	75 67
				137	H	William & Mary	49 65					30	A	Maryl and	48 83
				86	A	Georgetown	30 45					272	H	St. Francis Brooklyn	70 75

Non-Div I Games:

Loyola Maryl and



Average RPI	Win:	172	WON-LOST	WINNING	LAST 10	STRENGTH OF	OPP. STRENGTH	TEAM	ADJ.	CONF.	ADJ CONF.
Average RPI	Loss:	81	RECORD	PCT. RANK	GAMES	SCHEDULE	OF SCHEDULE	RPI	RPI	RPI	RPI
DIV. I ONLY		9- 7		138	4-6	59	88	95	95	7	7
DIV. I NON-CONF.		7- 5		132	1- 0	114	88	109	109	7	7
-----											
TOTALS	RPI 1-25		RPI 26-50		W-L RECORDS	RPI 51-100		RPI 101-150		RPI 150+	
9- 7	0- 3		1- 1		OVERALL	2- 0		0- 1		6- 2	
5- 3	0- 2		1- 0		HOME	1- 0		0- 0		3- 1	
4- 2	0- 0		0- 1		AWAY	1- 0		0- 0		3- 1	
0- 2	0- 1		0- 0		NEUTRAL	0- 0		0- 1		0- 0	
7- 5	0- 2		1- 0		NON-CONFERENCE	2- 0		0- 1		4- 2	
4- 2	0- 1		1- 0		HOME	1- 0		0- 0		2- 1	
3- 1	0- 0		0- 0		AWAY	1- 0		0- 0		2- 1	
0- 2	0- 1		0- 0		NEUTRAL	0- 0		0- 1		0- 0	
2- 2	0- 1		0- 1		CONFERENCE	0- 0		0- 0		2- 0	
1- 1	0- 1		0- 0		HOME	0- 0		0- 0		1- 0	
1- 1	0- 0		0- 1		AWAY	0- 0		0- 0		1- 0	
0- 0	0- 0		0- 0		NEUTRAL	0- 0		0- 0		0- 0	

RPI 1-25				RPI 26-50				RPI 51-100				Team's RPI : 95				RPI 101+			
RPI	S	Opponent	Score	RPI	S	Opponent	Score	RPI	S	Opponent	Score	RPI	S	Opponent	Score	RPI	S	Opponent	Score
11	H	Gonzaga	53 78	29	H	UCLA	69 63	58	A	Arizona	66 64	128	N	Grambling	61 62				
12	H	Indiana	43 67	37	A	BYU	44 55	99	H	UC Davis	60 53	155	A	Denver	75 104				
16	N	South Dakota	40 67									156	A	CSUN	72 53				
												165	H	Portland	76 58				
												205	H	Northern Ariz.	62 63				
												225	A	San Diego	69 52				
												238	H	Long Beach St.	71 62				
												290	H	Robert Morris	61 53				
												291	A	UC Santa Barbara	70 57				
-----																			
LAST 12 Division I GAMES:																			
290	H	Robert Morris	61 53	37	A	BYU	44 55	225	A	San Diego	69 52	165	H	Portland	76 58				
12	H	Indiana	43 67	290	H	Robert Morris	61 53	11	H	Gonzaga	53 78	128	N	Grambling	61 62				
238	H	Long Beach St.	71 62	12	H	Indiana	43 67	16	N	South Dakota	40 67	155	A	Denver	75 104				
156	A	CSUN	72 53	238	H	Long Beach St.	71 62					156	A	CSUN	72 53				
155	A	Denver	75 104	156	A	CSUN	72 53					165	H	Portland	76 58				
99	H	UC Davis	60 53	155	A	Denver	75 104					205	H	Northern Ariz.	62 63				
				99	H	UC Davis	60 53					225	A	San Diego	69 52				
												238	H	Long Beach St.	71 62				
												290	H	Robert Morris	61 53				
												291	A	UC Santa Barbara	70 57				

Non-Div I Games:

Loyola Marymount



Average RPI	Win:	201	WON-LOST	WINNING	LAST 10	STRENGTH OF	OPP. STRENGTH	TEAM	ADJ.	CONF.	ADJ CONF.
Average RPI	Loss:	57	RECORD	PCT. RANK	GAMES	SCHEDULE	OF SCHEDULE	RPI	RPI	RPI	RPI
DIV. I ONLY		10- 6		105	6-4	113	92	79	79	23	23
DIV. I NON-CONF.		7- 6		153	0- 1	55	43	54	54	24	24
-----											
TOTALS	RPI 1-25		RPI 26-50		W-L RECORDS	RPI 51-100		RPI 101-150		RPI 150+	
10- 6	0- 2		1- 2		OVERALL	3- 0		0- 2		6- 0	
4- 1	0- 0		0- 1		HOME	1- 0		0- 0		3- 0	
4- 4	0- 2		1- 1		AWAY	1- 0		0- 1		2- 0	
2- 1	0- 0		0- 0		NEUTRAL	1- 0		0- 1		1- 0	
7- 6	0- 2		1- 2		NON-CONFERENCE	3- 0		0- 2		3- 0	
2- 1	0- 0		0- 1		HOME	1- 0		0- 0		1- 0	
3- 4	0- 2		1- 1		AWAY	1- 0		0- 1		1- 0	
2- 1	0- 0		0- 0		NEUTRAL	1- 0		0- 1		1- 0	
3- 0	0- 0		0- 0		CONFERENCE	0- 0		0- 0		3- 0	
2- 0	0- 0		0- 0		HOME	0- 0		0- 0		2- 0	
1- 0	0- 0		0- 0		AWAY	0- 0		0- 0		1- 0	
0- 0	0- 0		0- 0		NEUTRAL	0- 0		0- 0		0- 0	

RPI 1-25				RPI 26-50				RPI 51-100				RPI 101+			
RPI	S	Opponent	Score	RPI	S	Opponent	Score	RPI	S	Opponent	Score	RPI	S	Opponent	Score
9	A	NC State	46 84	31	H	Duke	63 66	70	A	Harvard	67 60	114	A	Fordham	64 72
25	A	Northeastern	55 63	40	A	Green Bay	39 70	77	N	Penn	47 46	124	N	Chattanooga	61 66
				41	A	North Carolina	85 73	91	H	Toledo	73 59	237	H	Brown	102 96
												283	N	N. C. A&T	58 52
												287	H	UMBC	84 44
												303	A	Bryant	74 57
												306	H	New Hampshire	67 46
												313	A	Vermont	63 51
-----															
LAST 12 Division I GAMES:															
124	N	Chattanooga	61 66	313	A	Vermont	63 51								
237	H	Brown	102 96	287	H	UMBC	84 44								
70	A	Harvard	67 60	306	H	New Hampshire	67 46								
41	A	North Carolina	85 73	114	A	Fordham	64 72								
77	N	Penn	47 46	25	A	Northeastern	55 63								
283	N	N. C. A&T	58 52	9	A	NC State	46 84								

Non-Div I Games:

Maine



Average RPI Win:	339	WON-LOST	WINNING	LAST 10	STRENGTH OF	OPP. STRENGTH	TEAM	ADJ.	CONF.	ADJ CONF.
Average RPI Loss:	223	RECORD	PCT. RANK	GAMES	SCHEDULE	OF SCHEDULE	RPI	RPI	RPI	RPI
DIV. I ONLY	2- 11	315	1-9	289	348	343	343	27	27	
DIV. I NON-CONF.	2- 9	297	0- 0	247	348	339	339	28	28	
-----										
TOTALS	RPI 1-25	RPI 26-50	W-L RECORDS	RPI 51-100	RPI 101-150	RPI 150+				
2- 11	0- 0	0- 0	OVERALL	0- 1	0- 2	2- 8				
2- 5	0- 0	0- 0	HOME	0- 1	0- 1	2- 3				
0- 6	0- 0	0- 0	AWAY	0- 0	0- 1	0- 5				
0- 0	0- 0	0- 0	NEUTRAL	0- 0	0- 0	0- 0				
2- 9	0- 0	0- 0	NON-CONFERENCE	0- 1	0- 2	2- 6				
2- 5	0- 0	0- 0	HOME	0- 1	0- 1	2- 3				
0- 4	0- 0	0- 0	AWAY	0- 0	0- 1	0- 3				
0- 0	0- 0	0- 0	NEUTRAL	0- 0	0- 0	0- 0				
0- 2	0- 0	0- 0	CONFERENCE	0- 0	0- 0	0- 2				
0- 0	0- 0	0- 0	HOME	0- 0	0- 0	0- 0				
0- 2	0- 0	0- 0	AWAY	0- 0	0- 0	0- 2				
0- 0	0- 0	0- 0	NEUTRAL	0- 0	0- 0	0- 0				

RPI 1-25				RPI 26-50				RPI 51-100				RPI 101+ Team's RPI: 343			
RPI	S	Opponent	Score	RPI	S	Opponent	Score	RPI	S	Opponent	Score	RPI	S	Opponent	Score
								90	H	Wright St.	44	60			
												114	A	Fordham	61
												133	H	Stony Brook	48
												174	H	Drexel	39
												228	H	Sacred Heart	46
												230	A	Holy Cross	53
												263	A	Niagara	51
												272	A	St. Francis Brooklyn	65
												301	A	Albany (NY)	54
												318	A	Canisius	44
												327	H	Lafayette	60
												333	H	Detroit Mercy	56
												351	H	LIU Brooklyn	61
-----															
LAST 12 Division I GAMES:															
263	A	Niagara	51	61	318	A	Canisius	44	47	230	A	Holy Cross	53	61	
114	A	Fordham	61	65	228	H	Sacred Heart	46	74	90	H	Wright St.	44	60	
333	H	Detroit Mercy	56	58	174	H	Drexel	39	53	272	A	St. Francis Brooklyn	65	73	
133	H	Stony Brook	48	79	327	H	Lafayette	60	49						
301	A	Albany (NY)	54	60											

Non-Div I Games:

Manhattan



Average RPI Win:	216	WON-LOST	WINNING	LAST 10	STRENGTH OF	OPP. STRENGTH	TEAM	ADJ.	CONF.	ADJ CONF.
Average RPI Loss:	102	RECORD	PCT. RANK	GAMES	SCHEDULE	OF SCHEDULE	RPI	RPI	RPI	RPI
DIV. I ONLY	10- 4	69	6-4	195	170	96	96	27	27	
DIV. I NON-CONF.	8- 4	91	0- 0	150	146	90	90	28	28	
-----										
TOTALS	RPI 1-25	RPI 26-50	W-L RECORDS	RPI 51-100	RPI 101-150	RPI 150+				
10- 4	1- 0	0- 1	OVERALL	0- 2	1- 0	8- 1				
3- 1	1- 0	0- 0	HOME	0- 0	1- 0	1- 1				
5- 2	0- 0	0- 1	AWAY	0- 1	0- 0	5- 0				
2- 1	0- 0	0- 0	NEUTRAL	0- 1	0- 0	2- 0				
8- 4	1- 0	0- 1	NON-CONFERENCE	0- 2	1- 0	6- 1				
3- 1	1- 0	0- 0	HOME	0- 0	1- 0	1- 1				
3- 2	0- 0	0- 1	AWAY	0- 1	0- 0	3- 0				
2- 1	0- 0	0- 0	NEUTRAL	0- 1	0- 0	2- 0				
2- 0	0- 0	0- 0	CONFERENCE	0- 0	0- 0	2- 0				
0- 0	0- 0	0- 0	HOME	0- 0	0- 0	0- 0				
2- 0	0- 0	0- 0	AWAY	0- 0	0- 0	2- 0				
0- 0	0- 0	0- 0	NEUTRAL	0- 0	0- 0	0- 0				

RPI 1-25				RPI 26-50				RPI 51-100				Team's RPI: 96	RPI 101+			
RPI	S	Opponent	Score	RPI	S	Opponent	Score	RPI	S	Opponent	Score		RPI	S	Opponent	Score
25	H	Northeastern	90 84	31	A	Duke	56 64	90	N	Wright St.	60 76		138	H	Boston U.	68 57
								98	A	Princeton	57 60		172	A	Elon	61 57
													188	H	Massachusetts	55 70
													219	N	Stetson	76 69
													227	A	Navy	72 48
													245	H	Temple	74 68
													252	N	Hofstra	71 57
													263	A	Niagara	87 58
													301	A	Albany (NY)	74 56
													318	A	Canisius	71 66
LAST 12 Division I GAMES:																
318	A	Canisius	71 66	263	A	Niagara	87 58	188	H	Massachusetts	55 70		25	H	Northeastern	90 84
172	A	Elon	61 57	98	A	Princeton	57 60	301	A	Albany (NY)	74 56		31	A	Duke	56 64
90	N	Wright St.	60 76													
252	N	Hofstra	71 57													
219	N	Stetson	76 69													
245	H	Temple	74 68													

Non-Div I Games:

Marist



Average RPI Win:	120	WON-LOST	WINNING	LAST 10	STRENGTH OF	OPP. STRENGTH	TEAM	ADJ.	CONF.	ADJ CONF.
Average RPI Loss:	14	RECORD	PCT. RANK	GAMES	SCHEDULE	OF SCHEDULE	RPI	RPI	RPI	RPI
DIV. I ONLY	12- 3	37	8-2	28	12	18	18	5	5	
DIV. I NON-CONF.	9- 3	62	1- 0	34	16	19	19	5	5	
-----										
TOTALS	RPI 1-25	RPI 26-50	W-L RECORDS	RPI 51-100	RPI 101-150	RPI 150+				
12- 3	0- 2	2- 1	OVERALL	5- 0	2- 0	3- 0				
10- 1	0- 1	2- 0	HOME	4- 0	2- 0	2- 0				
2- 2	0- 1	0- 1	AWAY	1- 0	0- 0	1- 0				
0- 0	0- 0	0- 0	NEUTRAL	0- 0	0- 0	0- 0				
9- 3	0- 2	2- 1	NON-CONFERENCE	3- 0	1- 0	3- 0				
7- 1	0- 1	2- 0	HOME	2- 0	1- 0	2- 0				
2- 2	0- 1	0- 1	AWAY	1- 0	0- 0	1- 0				
0- 0	0- 0	0- 0	NEUTRAL	0- 0	0- 0	0- 0				
3- 0	0- 0	0- 0	CONFERENCE	2- 0	1- 0	0- 0				
3- 0	0- 0	0- 0	HOME	2- 0	1- 0	0- 0				
0- 0	0- 0	0- 0	AWAY	0- 0	0- 0	0- 0				
0- 0	0- 0	0- 0	NEUTRAL	0- 0	0- 0	0- 0				

RPI 1-25				RPI 26-50				RPI 51-100				RPI 101+			
RPI	S	Opponent	Score	RPI	S	Opponent	Score	RPI	S	Opponent	Score	RPI	S	Opponent	Score
1	H	Notre Dame	63 87	26	A	Miami (FL)	55 63	57	H	DePaul	96 63	112	H	Montana St.	100 52
15	A	Mississippi St.	82 87	35	H	South Dakota St.	91 52	64	H	UNI	102 61	130	H	Providence	85 46
				40	H	Green Bay	80 54	71	H	Michigan	85 74	197	A	Milwaukee	83 74
								80	H	Creighton	85 67	251	H	Binghamton	93 40
								83	A	Northwestern	76 57	325	H	UIC	96 32
-----															
LAST 12 Division I GAMES:															
64	H	UNI	102 61	26	A	Miami (FL)	55 63	57	H	DePaul	96 63				
40	H	Green Bay	80 54	57	H	Creighton	85 67	80	H	Providence	85 46				
83	A	Northwestern	76 57	130	H	Notre Dame	63 87	1	H	Binghamton	93 40				
15	A	Mississippi St.	82 87												
71	H	Michigan	85 74												
197	A	Milwaukee	83 74												

Non-Div I Games:

Marquette



Average RPI Win:	242	WON-LOST RECORD	WINNING PCT. RANK	LAST 10 GAMES	STRENGTH OF SCHEDULE	OPP. STRENGTH OF SCHEDULE	TEAM RPI	ADJ. RPI	CONF. RPI	ADJ CONF. RPI
Average RPI Loss:	141									
DIV. I ONLY	7- 7	169	7-3	308	176	259	259	17	17	
DIV. I NON-CONF.	5- 7	206	0- 0	332	200	317	317	19	19	
-----										
TOTALS	RPI 1-25	RPI 26-50	W-L RECORDS	RPI 51-100	RPI 101-150	RPI 150+				
7- 7	0- 0	0- 0	OVERALL	1- 1	1- 4	5- 2				
7- 2	0- 0	0- 0	HOME	1- 0	1- 2	5- 0				
0- 5	0- 0	0- 0	AWAY	0- 1	0- 2	0- 2				
0- 0	0- 0	0- 0	NEUTRAL	0- 0	0- 0	0- 0				
5- 7	0- 0	0- 0	NON-CONFERENCE	0- 1	0- 4	5- 2				
5- 2	0- 0	0- 0	HOME	0- 0	0- 2	5- 0				
0- 5	0- 0	0- 0	AWAY	0- 1	0- 2	0- 2				
0- 0	0- 0	0- 0	NEUTRAL	0- 0	0- 0	0- 0				
2- 0	0- 0	0- 0	CONFERENCE	1- 0	1- 0	0- 0				
2- 0	0- 0	0- 0	HOME	1- 0	1- 0	0- 0				
0- 0	0- 0	0- 0	AWAY	0- 0	0- 0	0- 0				
0- 0	0- 0	0- 0	NEUTRAL	0- 0	0- 0	0- 0				

RPI 1-25				RPI 26-50				RPI 51-100				RPI 101+				Team's RPI: 259
RPI	S	Opponent	Score	RPI	S	Opponent	Score	RPI	S	Opponent	Score	RPI	S	Opponent	Score	
								61	H	Old Domini on	57 48	121	H	Towson	69 76	
								97	A	Clemson	54 68	127	H	Charlotte	63 62	
												131	A	Appal achi an St.	52 74	
												139	H	Indiana St.	53 62	
												142	A	Wi sconsi n	49 67	
												153	A	Southern Ill.	49 58	
												203	A	Bowling Green	76 99	
												254	H	Cleveland St.	86 64	
												267	H	Coppin St.	88 67	
												295	H	Tennessee St.	80 59	
												345	H	Evansville	72 65	
												346	H	Delaware St.	75 63	
-----																
LAST 12 Division I GAMES:																
127	H	Charlotte	63 62	61	H	Old Domini on	57 48	346	H	Delaware St.	75 63	121	H	Towson	69 76	
142	A	Wi sconsi n	49 67	97	A	Clemson	54 68	295	H	Tennessee St.	80 59	131	A	Appal achi an St.	52 74	
267	H	Coppin St.	88 67	254	H	Cleveland St.	86 64	142	A	Wi sconsi n	49 67	139	H	Indiana St.	53 62	
345	H	Evansville	72 65	127	H	Charlotte	63 62	153	A	Southern Ill.	49 58	203	A	Bowling Green	76 99	
131	A	Appal achi an St.	52 74	61	H	Old Domini on	57 48	267	H	Coppin St.	88 67	254	H	Cleveland St.	86 64	
153	A	Southern Ill.	49 58	97	A	Clemson	54 68	295	H	Tennessee St.	80 59	345	H	Evansville	72 65	

Non-Div I Games: Bluefi el d St. 82 29

Marshall



Average RPI Win:	163	WON-LOST	WINNING	LAST 10	STRENGTH OF	OPP. STRENGTH	TEAM	ADJ.	CONF.	ADJ CONF.
Average RPI Loss:	19	RECORD	PCT. RANK	GAMES	SCHEDULE	OF SCHEDULE	RPI	RPI	RPI	RPI
DIV. I ONLY	14- 1	4	9-1	183	31	30	30	4	4	
DIV. I NON-CONF.	11- 0	1	0- 0	227	84	27	27	4	4	
-----										
TOTALS	RPI 1-25	RPI 26-50	W-L RECORDS	RPI 51-100	RPI 101-150	RPI 150+				
14- 1	0- 1	2- 0	OVERALL	4- 0	1- 0	7- 0				
7- 1	0- 1	1- 0	HOME	2- 0	0- 0	4- 0				
5- 0	0- 0	1- 0	AWAY	2- 0	0- 0	2- 0				
2- 0	0- 0	0- 0	NEUTRAL	0- 0	1- 0	1- 0				
11- 0	0- 0	2- 0	NON-CONFERENCE	2- 0	1- 0	6- 0				
6- 0	0- 0	1- 0	HOME	2- 0	0- 0	3- 0				
3- 0	0- 0	1- 0	AWAY	0- 0	0- 0	2- 0				
2- 0	0- 0	0- 0	NEUTRAL	0- 0	1- 0	1- 0				
3- 1	0- 1	0- 0	CONFERENCE	2- 0	0- 0	1- 0				
1- 1	0- 1	0- 0	HOME	0- 0	0- 0	1- 0				
2- 0	0- 0	0- 0	AWAY	2- 0	0- 0	0- 0				
0- 0	0- 0	0- 0	NEUTRAL	0- 0	0- 0	0- 0				

RPI	S	Opponent	Score	RPI	S	Opponent	Score	Team's RPI: 30	RPI	S	Opponent	Score	RPI	S	Opponent	Score
19	H	Rutgers	65 73	34	A	South Carolina	85 61		65	H	James Madison	87 63	117	N	Georgia	58 51
				47	H	Georgia Tech	67 54		76	H	Dayton	82 71	166	H	Ohio St.	75 69
									84	A	Penn St.	77 61	199	A	George Washington	69 30
									88	A	Nebraska	81 63	207	A	Delaware	77 53
													267	H	Coppin St.	93 36
													287	H	UMBC	92 61
													314	H	Loyola Maryland	83 48
													332	N	Morgan St.	68 44
-----																
LAST 12 Division I GAMES:																
				88	A	Nebraska	81 63		166	H	Ohio St.	75 69				
				287	H	UMBC	92 61		19	H	Rutgers	65 73				
				47	H	Georgia Tech	67 54		84	A	Penn St.	77 61				
				117	N	Georgia	58 51		207	A	Delaware	77 53				
				332	N	Morgan St.	68 44		314	H	Loyola Maryland	83 48				
				34	A	South Carolina	85 61		65	H	James Madison	87 63				

Non-Div I Games:

Maryland



Average RPI Win:	223	WON-LOST	WINNING	LAST 10	STRENGTH OF	OPP. STRENGTH	TEAM	ADJ.	CONF.	ADJ CONF.
Average RPI Loss:	147	RECORD	PCT. RANK	GAMES	SCHEDULE	OF SCHEDULE	RPI	RPI	RPI	RPI
DIV. I ONLY	9- 7	138	5-5	216	255	188	188	16	16	
DIV. I NON-CONF.	8- 6	138	0- 0	212	293	192	192	18	18	
-----										
TOTALS	RPI 1-25	RPI 26-50	W-L RECORDS	RPI 51-100	RPI 101-150	RPI 150+				
9- 7	0- 1	0- 0	OVERALL	1- 2	1- 1	7- 3				
6- 2	0- 0	0- 0	HOME	0- 0	1- 0	5- 2				
2- 4	0- 1	0- 0	AWAY	1- 1	0- 1	1- 1				
1- 1	0- 0	0- 0	NEUTRAL	0- 1	0- 0	1- 0				
8- 6	0- 1	0- 0	NON-CONFERENCE	1- 1	1- 1	6- 3				
5- 2	0- 0	0- 0	HOME	0- 0	1- 0	4- 2				
2- 3	0- 1	0- 0	AWAY	1- 0	0- 1	1- 1				
1- 1	0- 0	0- 0	NEUTRAL	0- 1	0- 0	1- 0				
1- 1	0- 0	0- 0	CONFERENCE	0- 1	0- 0	1- 0				
1- 0	0- 0	0- 0	HOME	0- 0	0- 0	1- 0				
0- 1	0- 0	0- 0	AWAY	0- 1	0- 0	0- 0				
0- 0	0- 0	0- 0	NEUTRAL	0- 0	0- 0	0- 0				

RPI 1-25				RPI 26-50				RPI 51-100				RPI 101+				Team's RPI: 188
RPI	S	Opponent	Score	RPI	S	Opponent	Score	RPI	S	Opponent	Score	RPI	S	Opponent	Score	
25	A	Northeastern	52 53					68	N	Bucknell	58 77	121	A	Towson	53 78	
								76	A	Dayton	47 75	138	H	Boston U.	66 55	
								96	A	Marist	70 55	171	H	North Dakota	52 59	
												195	H	Saint Louis	70 66	
												228	H	Sacred Heart	78 61	
												237	A	Brown	90 61	
												255	H	UTRGV	74 70	
												269	A	Siena	59 64	
												277	H	Central Conn. St.	74 59	
												285	N	Fairfield	59 49	
												298	H	Incarnate Word	71 59	
												299	H	UMass Lowell	59 62	
-----																
LAST 12 Division I GAMES:																
				76	A	Dayton	47 75	195	H	Saint Louis	70 66					
				25	A	Northeastern	52 53	96	A	Marist	70 55					
				171	H	North Dakota	52 59	299	H	UMass Lowell	59 62					
				285	N	Fairfield	59 49	269	A	Siena	59 64					
				237	A	Brown	90 61	138	H	Boston U.	66 55					
				68	N	Bucknell	58 77	298	H	Incarnate Word	71 59					

Non-Div I Games:

Massachusetts



Average RPI Win:	0	WON-LOST	WINNING	LAST 10	STRENGTH OF	OPP. STRENGTH	TEAM	ADJ.	CONF.	ADJ CONF.
Average RPI Loss:	188	RECORD	PCT. RANK	GAMES	SCHEDULE	OF SCHEDULE	RPI	RPI	RPI	RPI
DIV. I ONLY	0- 11	344	2-8	229	316	340	340	25	25	
DIV. I NON-CONF.	0- 8	336	0- 0	102	303	318	318	22	22	
<hr/>										
TOTALS	RPI 1-25	RPI 26-50	W-L RECORDS	RPI 51-100	RPI 101-150	RPI 150+				
0- 11	0- 0	0- 1	OVERALL	0- 1	0- 3	0- 6				
0- 3	0- 0	0- 0	HOME	0- 0	0- 0	0- 3				
0- 8	0- 0	0- 1	AWAY	0- 1	0- 3	0- 3				
0- 0	0- 0	0- 0	NEUTRAL	0- 0	0- 0	0- 0				
0- 8	0- 0	0- 1	NON-CONFERENCE	0- 1	0- 3	0- 3				
0- 2	0- 0	0- 0	HOME	0- 0	0- 0	0- 2				
0- 6	0- 0	0- 1	AWAY	0- 1	0- 3	0- 1				
0- 0	0- 0	0- 0	NEUTRAL	0- 0	0- 0	0- 0				
0- 3	0- 0	0- 0	CONFERENCE	0- 0	0- 0	0- 3				
0- 1	0- 0	0- 0	HOME	0- 0	0- 0	0- 1				
0- 2	0- 0	0- 0	AWAY	0- 0	0- 0	0- 2				
0- 0	0- 0	0- 0	NEUTRAL	0- 0	0- 0	0- 0				

RPI	S	Opponent	Score	RPI	S	Opponent	Score	RPI	S	Opponent	Score	RPI	S	Opponent	Score	Team's RPI: 340
36	A	Texas	40 96	52	A	LSU	36 86	105	A	Ri ce	65 93	128	A	Grambl ing	51 75	
								145	A	UAB	48 91	158	A	Abilene Christian	52 109	
								189	H	Loui si ana Tech	48 89	298	H	Incarnate Word	66 68	
								308	H	Loui si ana	59 70	319	A	La. -Monroe	60 69	
								334	A	Northwestern St.	63 82					
<hr/>																
LAST 12 Division I GAMES:																
158	A	Abilene Christian	52 109	334	A	Northwestern St.	63 82	298	H	Incarnate Word	66 68	189	H	Loui si ana Tech	48 89	
319	A	La. -Monroe	60 69	52	A	LSU	36 86	145	A	UAB	48 91	105	A	Ri ce	65 93	
36	A	Texas	40 96													
308	H	Loui si ana	59 70													
128	A	Grambl ing	51 75													

Non-Div I Games: LSU-Alexandria 60 68 Southern-N. O. 106 54 Louisiana Col. 86 68

McNeese



Average RPI Win:	251	WON-LOST	WINNING	LAST 10	STRENGTH OF	OPP. STRENGTH	TEAM	ADJ.	CONF.	ADJ CONF.
Average RPI Loss:	162	RECORD	PCT. RANK	GAMES	SCHEDULE	OF SCHEDULE	RPI	RPI	RPI	RPI
DIV. I ONLY	5- 10	247	3-7	262	216	296	296	9	9	
DIV. I NON-CONF.	5- 8	224	0- 0	298	240	310	310	9	9	
-----										
TOTALS	RPI 1-25	RPI 26-50	W-L RECORDS	RPI 51-100	RPI 101-150	RPI 150+				
5- 10	0- 1	0- 0	OVERALL	0- 1	0- 2	5- 6				
4- 5	0- 1	0- 0	HOME	0- 1	0- 0	4- 3				
0- 5	0- 0	0- 0	AWAY	0- 0	0- 2	0- 3				
1- 0	0- 0	0- 0	NEUTRAL	0- 0	0- 0	1- 0				
5- 8	0- 0	0- 0	NON-CONFERENCE	0- 1	0- 1	5- 6				
4- 4	0- 0	0- 0	HOME	0- 1	0- 0	4- 3				
0- 4	0- 0	0- 0	AWAY	0- 0	0- 1	0- 3				
1- 0	0- 0	0- 0	NEUTRAL	0- 0	0- 0	1- 0				
0- 2	0- 1	0- 0	CONFERENCE	0- 0	0- 1	0- 0				
0- 1	0- 1	0- 0	HOME	0- 0	0- 0	0- 0				
0- 1	0- 0	0- 0	AWAY	0- 0	0- 1	0- 0				
0- 0	0- 0	0- 0	NEUTRAL	0- 0	0- 0	0- 0				

RPI 1-25				RPI 26-50				RPI 51-100				RPI 101+ Team's RPI: 296			
RPI	S	Opponent	Score	RPI	S	Opponent	Score	RPI	S	Opponent	Score	RPI	S	Opponent	Score
23	H	UCF	55 68					91	H	Toledo	48 58	144	A	Tulsa	39 46
												145	A	UAB	54 85
												173	N	Mercer	59 53
												178	H	Little Rock	60 63
												185	A	Arkansas St.	66 77
												189	H	Louisiana Tech	50 66
												193	A	Coastal Caro.	71 90
												199	A	George Washington	38 51
												206	H	Southeast Mo. St.	69 57
												208	H	Samford	53 48
												276	H	New Orleans	59 66
												328	H	Jackson St.	68 67
												341	H	N.C. Central	77 56
LAST 12 Division I GAMES:															
144	A	Tulsa	39 46	199	A	George Washington	38 51								
23	H	UCF	55 68	341	H	N.C. Central	77 56								
91	H	Toledo	48 58	178	H	Little Rock	60 63								
193	A	Coastal Caro.	71 90	206	H	Southeast Mo. St.	69 57								
173	N	Mercer	59 53	208	H	Samford	53 48								
189	H	Louisiana Tech	50 66	276	H	New Orleans	59 66								

Non-Div I Games:

Memphis



Average RPI	Win:	217	WON-LOST	WINNING	LAST 10	STRENGTH OF	OPP. STRENGTH	TEAM	ADJ.	CONF.	ADJ CONF.
Average RPI	Loss:	150	RECORD	PCT. RANK	GAMES	SCHEDULE	OF SCHEDULE	RPI	RPI	RPI	RPI
DIV. I ONLY		8- 7		162	6-4	180	187	173	173	24	24
DIV. I NON-CONF.		8- 7		160	0- 1	175	179	178	178	26	26
-----											
TOTALS	RPI 1-25		RPI 26-50		W-L RECORDS	RPI 51-100		RPI 101-150		RPI 150+	
8- 7	0- 2		0- 0		OVERALL	0- 1		1- 1		7- 3	
4- 3	0- 2		0- 0		HOME	0- 0		1- 0		3- 1	
3- 3	0- 0		0- 0		AWAY	0- 1		0- 1		3- 1	
1- 1	0- 0		0- 0		NEUTRAL	0- 0		0- 0		1- 1	
8- 7	0- 2		0- 0		NON-CONFERENCE	0- 1		1- 1		7- 3	
4- 3	0- 2		0- 0		HOME	0- 0		1- 0		3- 1	
3- 3	0- 0		0- 0		AWAY	0- 1		0- 1		3- 1	
1- 1	0- 0		0- 0		NEUTRAL	0- 0		0- 0		1- 1	
0- 0	0- 0		0- 0		CONFERENCE	0- 0		0- 0		0- 0	
0- 0	0- 0		0- 0		HOME	0- 0		0- 0		0- 0	
0- 0	0- 0		0- 0		AWAY	0- 0		0- 0		0- 0	
0- 0	0- 0		0- 0		NEUTRAL	0- 0		0- 0		0- 0	

RPI 1-25				RPI 26-50				RPI 51-100				RPI 101+ Team's RPI: 173			
RPI	S	Opponent	Score	RPI	S	Opponent	Score	RPI	S	Opponent	Score	RPI	S	Opponent	Score
22	H	Florida St.	56 57					93	A	Wake Forest	54 69	117	A	Georgia	60 67
23	H	UCF	42 76									127	H	Charlotte	57 40
												199	A	George Washington	61 53
												203	N	Bowling Green	76 63
												220	A	Howard	85 70
												226	H	Florida	92 82
												236	A	Jacksonville	66 71
												244	H	UNC Asheville	61 47
												253	A	Ga. Southern	79 72
												264	H	Col umbi a	68 72
												266	H	Kennesaw St.	64 48
												296	N	Memphi s	53 59
LAST 12 Division I GAMES:															
264	H	Col umbi a	68 72	244	H	UNC Asheville	61 47								
236	A	Jacksonville	66 71	199	A	George Washington	61 53								
117	A	Georgi a	60 67	220	A	Howard	85 70								
203	N	Bowling Green	76 63	127	H	Charlotte	57 40								
296	N	Memphi s	53 59	22	H	Florida St.	56 57								
23	H	UCF	42 76	266	H	Kennesaw St.	64 48								

Non-Div I Games:

Mercer



Average RPI Win:	152	WON-LOST	WINNING	LAST 10	STRENGTH OF	OPP. STRENGTH	TEAM	ADJ.	CONF.	ADJ CONF.
Average RPI Loss:	32	RECORD	PCT. RANK	GAMES	SCHEDULE	OF SCHEDULE	RPI	RPI	RPI	RPI
DIV. I ONLY	14- 3	32	8-2	85	21	26	26	1	1	
DIV. I NON-CONF.	12- 3	51	2- 1	129	19	44	44	1	1	
-----										
TOTALS	RPI 1-25	RPI 26-50	W-L RECORDS	RPI 51-100	RPI 101-150	RPI 150+				
14- 3	1- 2	1- 0	OVERALL	5- 1	1- 0	6- 0				
10- 1	1- 1	1- 0	HOME	4- 0	0- 0	4- 0				
2- 2	0- 1	0- 0	AWAY	1- 1	0- 0	1- 0				
2- 0	0- 0	0- 0	NEUTRAL	0- 0	1- 0	1- 0				
12- 3	1- 2	1- 0	NON-CONFERENCE	3- 1	1- 0	6- 0				
9- 1	1- 1	1- 0	HOME	3- 0	0- 0	4- 0				
1- 2	0- 1	0- 0	AWAY	0- 1	0- 0	1- 0				
2- 0	0- 0	0- 0	NEUTRAL	0- 0	1- 0	1- 0				
2- 0	0- 0	0- 0	CONFERENCE	2- 0	0- 0	0- 0				
1- 0	0- 0	0- 0	HOME	1- 0	0- 0	0- 0				
1- 0	0- 0	0- 0	AWAY	1- 0	0- 0	0- 0				
0- 0	0- 0	0- 0	NEUTRAL	0- 0	0- 0	0- 0				

RPI 1-25				RPI 26-50				RPI 51-100				RPI 101+			
RPI	S	Opponent	Score	RPI	S	Opponent	Score	RPI	S	Opponent	Score	RPI	S	Opponent	Score
2	A	Iowa St.	52 75	48	H	SFA	81 60	55	H	Virginia Tech	68 61	109	N	Alabama	101 74
18	H	Marquette	63 55					74	A	Purdue	63 74	170	N	Vanderbilt	90 65
20	H	Central Mich.	80 90					88	H	Nebraska	82 68	198	H	UMES	71 53
								89	H	Colorado	73 58	245	H	Temple	73 61
								93	A	Wake Forest	72 57	276	H	New Orleans	78 38
								94	H	Hartford	75 62	315	A	FIU	94 43
												329	H	Florida A&M	103 54
-----															
LAST 12 Division I GAMES:															
94	H	Hartford	75 62	2	A	Iowa St.	52 75	93	A	Wake Forest	72 57	55	H	Virginia Tech	68 61
18	H	Marquette	63 55	20	H	Central Mich.	80 90	329	H	Florida A&M	103 54	109	N	Alabama	101 74
170	N	Vanderbilt	90 65												
198	H	UMES	71 53												
276	H	New Orleans	78 38												
89	H	Colorado	73 58												

Non-Div I Games:

Miami (FL)



Average RPI Win:	241	WON-LOST	WINNING	LAST 10	STRENGTH OF	OPP. STRENGTH	TEAM	ADJ.	CONF.	ADJ CONF.
Average RPI Loss:	141	RECORD	PCT. RANK	GAMES	SCHEDULE	OF SCHEDULE	RPI	RPI	RPI	RPI
DIV. I ONLY	9- 3	55	7-3	295	214	120	120	8	8	
DIV. I NON-CONF.	8- 2	51	0- 0	339	231	138	138	8	8	
-----										
TOTALS	RPI 1-25	RPI 26-50	W-L RECORDS	RPI 51-100	RPI 101-150	RPI 150+				
9- 3	0- 1	0- 0	OVERALL	1- 1	1- 0	7- 1				
4- 0	0- 0	0- 0	HOME	1- 0	1- 0	2- 0				
5- 3	0- 1	0- 0	AWAY	0- 1	0- 0	5- 1				
0- 0	0- 0	0- 0	NEUTRAL	0- 0	0- 0	0- 0				
8- 2	0- 1	0- 0	NON-CONFERENCE	0- 0	1- 0	7- 1				
3- 0	0- 0	0- 0	HOME	0- 0	1- 0	2- 0				
5- 2	0- 1	0- 0	AWAY	0- 0	0- 0	5- 1				
0- 0	0- 0	0- 0	NEUTRAL	0- 0	0- 0	0- 0				
1- 1	0- 0	0- 0	CONFERENCE	1- 1	0- 0	0- 0				
1- 0	0- 0	0- 0	HOME	1- 0	0- 0	0- 0				
0- 1	0- 0	0- 0	AWAY	0- 1	0- 0	0- 0				
0- 0	0- 0	0- 0	NEUTRAL	0- 0	0- 0	0- 0				

RPI 1-25				RPI 26-50				RPI 51-100				RPI 101+				Team's RPI: 120
RPI	S	Opponent	Score	RPI	S	Opponent	Score	RPI	S	Opponent	Score	RPI	S	Opponent	Score	
8	A	Louisville	73 95					85	A	Northern Ill.	71 82	132	H	Cincinnati	78 65	
								91	H	Toledo	65 64	183	H	High Point	68 55	
												187	A	Jacksonville St.	58 41	
												294	H	Eastern Ky.	60 44	
												310	A	Valparaiso	68 47	
												318	A	Canisius	62 59	
												325	A	UIC	65 56	
												329	A	Florida A&M	56 57	
												333	A	Detroit Mercy	78 59	
-----																
LAST 12 Division I GAMES:																
				91	H	Toledo	65 64	187	A	Jacksonville St.	58 41					
				85	A	Northern Ill.	71 82	329	A	Florida A&M	56 57					
				183	H	High Point	68 55	310	A	Valparaiso	68 47					
				333	A	Detroit Mercy	78 59	132	H	Cincinnati	78 65					
				294	H	Eastern Ky.	60 44	325	A	UIC	65 56					
				318	A	Canisius	62 59	8	A	Louisville	73 95					

Non-Div I Games: Ohio Dominican 74 29

Miami (OH)



Average RPI	Win: 204	WON-LOST RECORD	WINNING PCT. RANK	LAST 10 GAMES	STRENGTH OF SCHEDULE	OPP. STRENGTH OF SCHEDULE	TEAM RPI	ADJ. RPI	CONF. RPI	ADJ CONF. RPI
Average RPI	Loss: 45									
DIV. I ONLY	11- 5	86	6-4	143	68	71	71	4	4	
DIV. I NON-CONF.	9- 3	62	1- 1	216	99	78	78	4	4	
-----										
TOTALS	RPI 1-25	RPI 26-50	W-L RECORDS	RPI 51-100	RPI 101-150	RPI 150+				
11- 5	0- 2	1- 1	OVERALL	2- 2	1- 0	7- 0				
7- 0	0- 0	0- 0	HOME	2- 0	0- 0	5- 0				
2- 4	0- 2	0- 0	AWAY	0- 2	0- 0	2- 0				
2- 1	0- 0	1- 1	NEUTRAL	0- 0	1- 0	0- 0				
9- 3	0- 2	1- 1	NON-CONFERENCE	0- 0	1- 0	7- 0				
5- 0	0- 0	0- 0	HOME	0- 0	0- 0	5- 0				
2- 2	0- 2	0- 0	AWAY	0- 0	0- 0	2- 0				
2- 1	0- 0	1- 1	NEUTRAL	0- 0	1- 0	0- 0				
2- 2	0- 0	0- 0	CONFERENCE	2- 2	0- 0	0- 0				
2- 0	0- 0	0- 0	HOME	2- 0	0- 0	0- 0				
0- 2	0- 0	0- 0	AWAY	0- 2	0- 0	0- 0				
0- 0	0- 0	0- 0	NEUTRAL	0- 0	0- 0	0- 0				

RPI 1-25				RPI 26-50				RPI 51-100				RPI 101+			
RPI	S	Opponent	Score	RPI	S	Opponent	Score	RPI	S	Opponent	Score	RPI	S	Opponent	Score
9	A	NC State	55 66	31	N	Missouri	70 54	73	H	Minnesota	76 60	115	N	Washington	80 73
18	A	Marquette	74 85	36	N	Texas	52 69	74	A	Purdue	70 71	191	H	Southern U.	76 35
								83	H	Northwestern	79 78	204	H	Mt. St. Mary's	88 40
								88	A	Nebraska	56 70	248	A	Oakland	85 59
												288	A	Western Mi ch.	79 42
												332	H	Morgan St.	70 47
												333	H	Detroit Mercy	95 62
												351	H	LIU Brooklyn	83 38
-----															
Team's RPI: 71															
LAST 12 Division I GAMES:															
115	N	Washington	80 73	83	H	Northwestern	79 78	73	H	Minnesota	76 60	332	H	Morgan St.	70 47
36	N	Texas	52 69	74	A	Purdue	70 71	74	A	Purdue	70 71	191	H	Southern U.	76 35
248	A	Oakland	85 59	73	H	Minnesota	76 60	88	A	Nebraska	56 70	204	H	Mt. St. Mary's	88 40
351	H	LIU Brooklyn	83 38	88	A	Nebraska	56 70	83	H	Northwestern	79 78	248	A	Oakland	85 59
18	A	Marquette	74 85	74	A	Purdue	70 71	74	A	Purdue	70 71	288	A	Western Mi ch.	79 42
9	A	NC State	55 66	73	H	Minnesota	76 60	83	H	Northwestern	79 78	332	H	Morgan St.	70 47

Non-Div I Games:

Mi ch i g a n



Average RPI Win:	162	WON-LOST	WINNING	LAST 10	STRENGTH OF	OPP. STRENGTH	TEAM	ADJ.	CONF.	ADJ CONF.
Average RPI Loss:	35	RECORD	PCT. RANK	GAMES	SCHEDULE	OF SCHEDULE	RPI	RPI	RPI	RPI
DIV. I ONLY	12- 3	37	8-2	64	30	24	24	4	4	
DIV. I NON-CONF.	10- 1	19	0- 0	174	39	35	35	4	4	
-----										
TOTALS	RPI 1-25	RPI 26-50	W-L RECORDS	RPI 51-100	RPI 101-150	RPI 150+				
12- 3	2- 2	0- 0	OVERALL	3- 1	1- 0	6- 0				
9- 0	2- 0	0- 0	HOME	2- 0	1- 0	4- 0				
2- 2	0- 1	0- 0	AWAY	1- 1	0- 0	1- 0				
1- 1	0- 1	0- 0	NEUTRAL	0- 0	0- 0	1- 0				
10- 1	1- 1	0- 0	NON-CONFERENCE	2- 0	1- 0	6- 0				
7- 0	1- 0	0- 0	HOME	1- 0	1- 0	4- 0				
2- 0	0- 0	0- 0	AWAY	1- 0	0- 0	1- 0				
1- 1	0- 1	0- 0	NEUTRAL	0- 0	0- 0	1- 0				
2- 2	1- 1	0- 0	CONFERENCE	1- 1	0- 0	0- 0				
2- 0	1- 0	0- 0	HOME	1- 0	0- 0	0- 0				
0- 2	0- 1	0- 0	AWAY	0- 1	0- 0	0- 0				
0- 0	0- 0	0- 0	NEUTRAL	0- 0	0- 0	0- 0				

RPI 1-25	Team's RPI: 24	RPI 26-50	RPI 51-100	RPI 101+
RPI S Opponent Score	RPI S Opponent Score	RPI S Opponent Score	RPI S Opponent Score	RPI S Opponent Score
7 H Oregon 88 82		73 H Minnesota 86 68	140 H Virginia 91 66	
9 N NC State 74 78		83 A Northwestern 62 70	203 H Bowling Green 99 69	
12 A Indiana 64 68		90 H Wright St. 84 68	248 A Oakland 102 58	
13 H Iowa 84 70		94 A Hartford 74 66	257 H Texas Southern 91 45	
			265 H ETSU 75 53	
			266 N Kennesaw St. 75 51	
			286 H Fla. Atlantic 89 74	
-----				
LAST 12 Division I GAMES:				
73 H Minnesota 86 68	83 A Northwestern 62 70			
12 A Indiana 64 68	13 H Iowa 84 70			
257 H Texas Southern 91 45	286 H Fla. Atlantic 89 74			
140 H Virginia 91 66	94 A Hartford 74 66			
266 N Kennesaw St. 75 51	7 H Oregon 88 82			
9 N NC State 74 78	248 A Oakland 102 58			

Non-Div I Games:

Michigan St.



Average RPI Win:	212	WON-LOST	WINNING	LAST 10	STRENGTH OF	OPP. STRENGTH	TEAM	ADJ.	CONF.	ADJ CONF.
Average RPI Loss:	79	RECORD	PCT. RANK	GAMES	SCHEDULE	OF SCHEDULE	RPI	RPI	RPI	RPI
DIV. I ONLY	11- 4	60	8-2	177	137	78	78	17	17	
DIV. I NON-CONF.	9- 4	85	0- 1	125	144	60	60	19	19	
-----										
TOTALS	RPI 1-25	RPI 26-50	W-L RECORDS	RPI 51-100	RPI 101-150	RPI 150+				
11- 4	0- 0	0- 1	OVERALL	0- 1	2- 2	9- 0				
4- 1	0- 0	0- 0	HOME	0- 1	0- 0	4- 0				
5- 3	0- 0	0- 1	AWAY	0- 0	1- 2	4- 0				
2- 0	0- 0	0- 0	NEUTRAL	0- 0	1- 0	1- 0				
9- 4	0- 0	0- 1	NON-CONFERENCE	0- 1	2- 2	7- 0				
4- 1	0- 0	0- 0	HOME	0- 1	0- 0	4- 0				
3- 3	0- 0	0- 1	AWAY	0- 0	1- 2	2- 0				
2- 0	0- 0	0- 0	NEUTRAL	0- 0	1- 0	1- 0				
2- 0	0- 0	0- 0	CONFERENCE	0- 0	0- 0	2- 0				
0- 0	0- 0	0- 0	HOME	0- 0	0- 0	0- 0				
2- 0	0- 0	0- 0	AWAY	0- 0	0- 0	2- 0				
0- 0	0- 0	0- 0	NEUTRAL	0- 0	0- 0	0- 0				

RPI	S	Opponent	Score	RPI	S	Opponent	Score	RPI	S	Opponent	Score	RPI	S	Opponent	Score
				27	A	Kentucky	55 72	51	H	Belmont	38 45	106	A	Troy	67 64
												114	A	Fordham	49 61
												122	A	Tennessee Tech	64 68
												124	N	Chattanooga	58 47
												170	H	Vanderbilt	65 58
												176	H	Georgia St.	69 54
												212	A	Furman	78 71
												221	N	Dartmouth	70 58
												223	A	UNLV	66 62
												244	H	UNC Asheville	67 46
												260	H	Mississippi Val.	101 51
												286	A	Fla. Atlantic	74 55
												315	A	FIU	49 43
LAST 12 Division I GAMES:															
114	A	Fordham	49 61	286	A	Fla. Atlantic	74 55	315	A	FIU	49 43	124	N	Chattanooga	58 47
223	A	UNLV	66 62	51	H	Belmont	38 45	106	A	Troy	67 64	244	H	UNC Asheville	67 46
176	H	Georgia St.	69 54									27	A	Kentucky	55 72
221	N	Dartmouth	70 58												
260	H	Mississippi Val.	101 51												
51	H	Belmont	38 45												

Non-Div I Games:

Middle Tenn.



Average RPI	Win: 259	WON-LOST RECORD	WINNING PCT. RANK	LAST 10 GAMES	STRENGTH OF SCHEDULE	OPP. STRENGTH OF SCHEDULE	TEAM RPI	ADJ. RPI	CONF. RPI	ADJ CONF. RPI
Average RPI	Loss: 84									
DIV. I ONLY	5- 9	241	4-6	140	152	197	197	19	19	
DIV. I NON-CONF.	5- 6	177	0- 0	111	172	163	163	16	16	
-----										
TOTALS	RPI 1-25	RPI 26-50	W-L RECORDS	RPI 51-100	RPI 101-150	RPI 150+				
5- 9	0- 3	0- 2	OVERALL	0- 1	0- 2	5- 1				
2- 4	0- 2	0- 1	HOME	0- 0	0- 1	2- 0				
2- 5	0- 1	0- 1	AWAY	0- 1	0- 1	2- 1				
1- 0	0- 0	0- 0	NEUTRAL	0- 0	0- 0	1- 0				
5- 6	0- 3	0- 1	NON-CONFERENCE	0- 0	0- 2	5- 0				
2- 3	0- 2	0- 0	HOME	0- 0	0- 1	2- 0				
2- 3	0- 1	0- 1	AWAY	0- 0	0- 1	2- 0				
1- 0	0- 0	0- 0	NEUTRAL	0- 0	0- 0	1- 0				
0- 3	0- 0	0- 1	CONFERENCE	0- 1	0- 0	0- 1				
0- 1	0- 0	0- 1	HOME	0- 0	0- 0	0- 0				
0- 2	0- 0	0- 0	AWAY	0- 1	0- 0	0- 1				
0- 0	0- 0	0- 0	NEUTRAL	0- 0	0- 0	0- 0				

RPI	S	Opponent	Score	RPI	S	Opponent	Score	RPI	S	Opponent	Score	RPI	S	Opponent	Score	Team's RPI: 197
12	A	Indiana	66 68	39	A	Saint Mary's (CA)	71 73	90	A	Wright St.	57 61	110	A	Fresno St.	48 65	
18	H	Marquette	74 83	40	H	Green Bay	62 76					142	H	Wisconsin	57 68	
22	H	Florida St.	62 87									171	A	North Dakota	64 46	
												194	N	UC Riverside	56 54	
												264	H	Columbia	78 65	
												281	A	Northern Ky.	54 55	
												323	A	North Dakota St.	57 55	
												342	H	Purdue Fort Wayne	70 48	
-----																
LAST 12 Division I GAMES:																
90	A	Wright St.	57 61	40	H	Green Bay	62 76									
281	A	Northern Ky.	54 55	22	H	Florida St.	62 87									
194	N	UC Riverside	56 54	323	A	North Dakota St.	57 55									
39	A	Saint Mary's (CA)	71 73	171	A	North Dakota	64 46									
110	A	Fresno St.	48 65	342	H	Purdue Fort Wayne	70 48									
264	H	Columbia	78 65	18	H	Marquette	74 83									

Non-Div I Games:

Milwaukee



Average RPI Win:	200	WON-LOST	WINNING	LAST 10	STRENGTH OF	OPP. STRENGTH	TEAM	ADJ.	CONF.	ADJ CONF.
Average RPI Loss:	79	RECORD	PCT. RANK	GAMES	SCHEDULE	OF SCHEDULE	RPI	RPI	RPI	RPI
DIV. I ONLY	12- 3	37	7-3	169	101	73	73	4	4	
DIV. I NON-CONF.	11- 0	1	0- 0	277	112	45	45	4	4	
<hr/>										
TOTALS	RPI 1-25	RPI 26-50	W-L RECORDS	RPI 51-100	RPI 101-150	RPI 150+				
12- 3	1- 1	0- 0	OVERALL	0- 1	2- 1	9- 0				
10- 1	1- 0	0- 0	HOME	0- 0	1- 1	8- 0				
2- 2	0- 1	0- 0	AWAY	0- 1	1- 0	1- 0				
0- 0	0- 0	0- 0	NEUTRAL	0- 0	0- 0	0- 0				
11- 0	1- 0	0- 0	NON-CONFERENCE	0- 0	1- 0	9- 0				
9- 0	1- 0	0- 0	HOME	0- 0	0- 0	8- 0				
2- 0	0- 0	0- 0	AWAY	0- 0	1- 0	1- 0				
0- 0	0- 0	0- 0	NEUTRAL	0- 0	0- 0	0- 0				
1- 3	0- 1	0- 0	CONFERENCE	0- 1	1- 1	0- 0				
1- 1	0- 0	0- 0	HOME	0- 0	1- 1	0- 0				
0- 2	0- 1	0- 0	AWAY	0- 1	0- 0	0- 0				
0- 0	0- 0	0- 0	NEUTRAL	0- 0	0- 0	0- 0				

RPI	S	Opponent	Score	RPI	S	Opponent	Score	RPI	S	Opponent	Score	RPI	S	Opponent	Score
5	H	Syracuse	72 68					71	A	Michigan	60 76	116	A	Boston College	77 69
24	A	Michigan St.	68 86									141	H	Illinois	62 66
												142	H	Wisconsin	74 56
												152	A	Xavier	78 53
												186	H	Rhode Island	91 71
												192	H	Air Force	67 50
												200	H	Cornell	65 45
												225	H	San Diego	53 48
												267	H	Coppin St.	84 52
												298	H	Incarnate Word	75 39
												306	H	New Hampshire	70 47
												316	H	Ark.-Pine Bluff	84 42
<hr/>															
LAST 12 Division I GAMES:															
24	A	Michigan St.	68 86	71	A	Michigan	60 76	142	H	Wisconsin	74 56	186	H	Rhode Island	91 71
141	H	Illinois	62 66	267	H	Coppin St.	84 52	116	A	Boston College	77 69	298	H	Incarnate Word	75 39
192	H	Air Force	67 50												
5	H	Syracuse	72 68												
200	H	Cornell	65 45												
316	H	Ark.-Pine Bluff	84 42												

Non-Div I Games:

Minnesota



Average RPI Win:	157	WON-LOST	WINNING	LAST 10	STRENGTH OF	OPP. STRENGTH	TEAM	ADJ.	CONF.	ADJ CONF.
Average RPI Loss:	7	RECORD	PCT. RANK	GAMES	SCHEDULE	OF SCHEDULE	RPI	RPI	RPI	RPI
DIV. I ONLY	14- 1	4	9-1	78	61	15	15	6	6	
DIV. I NON-CONF.	12- 1	10	0- 0	140	70	16	16	6	6	
-----										
TOTALS	RPI 1-25	RPI 26-50	W-L RECORDS	RPI 51-100	RPI 101-150	RPI 150+				
14- 1	1- 1	3- 0	OVERALL	1- 0	2- 0	7- 0				
8- 0	1- 0	1- 0	HOME	1- 0	0- 0	5- 0				
6- 1	0- 1	2- 0	AWAY	0- 0	2- 0	2- 0				
0- 0	0- 0	0- 0	NEUTRAL	0- 0	0- 0	0- 0				
12- 1	1- 1	1- 0	NON-CONFERENCE	1- 0	2- 0	7- 0				
7- 0	1- 0	0- 0	HOME	1- 0	0- 0	5- 0				
5- 1	0- 1	1- 0	AWAY	0- 0	2- 0	2- 0				
0- 0	0- 0	0- 0	NEUTRAL	0- 0	0- 0	0- 0				
2- 0	0- 0	2- 0	CONFERENCE	0- 0	0- 0	0- 0				
1- 0	0- 0	1- 0	HOME	0- 0	0- 0	0- 0				
1- 0	0- 0	1- 0	AWAY	0- 0	0- 0	0- 0				
0- 0	0- 0	0- 0	NEUTRAL	0- 0	0- 0	0- 0				

RPI	S	Opponent	Score	RPI	S	Opponent	Score	RPI	S	Opponent	Score	RPI	S	Opponent	Score
7	A	Oregon	74 82	27	H	Kentucky	86 71	67	H	Lamar University	104 53	115	A	Washington	103 56
18	H	Marquette	87 82	36	A	Texas	67 49					140	A	Virginia	72 44
				50	A	Arkansas	93 69					178	A	Little Rock	98 63
												206	H	Southeast Mo. St.	88 53
												212	H	Furman	106 41
												247	A	Southern Miss.	86 42
												267	H	Coppin St.	110 38
												308	H	Louisiana	104 36
												328	H	Jackson St.	105 38
-----															
LAST 12 Division I GAMES:															
				27	H	Kentucky	86 71	308	H	Louisiana	104 36				
				50	A	Arkansas	93 69	115	A	Washington	103 56				
				178	A	Little Rock	98 63	7	A	Oregon	74 82				
				328	H	Jackson St.	105 38	247	A	Southern Miss.	86 42				
				212	H	Furman	106 41	18	H	Marquette	87 82				
				267	H	Coppin St.	110 38	36	A	Texas	67 49				

Non-Div I Games:

Mississippi St.



Average RPI Win:	323	WON-LOST	WINNING	LAST 10	STRENGTH OF	OPP. STRENGTH	TEAM	ADJ.	CONF.	ADJ CONF.
Average RPI Loss:	173	RECORD	PCT. RANK	GAMES	SCHEDULE	OF SCHEDULE	RPI	RPI	RPI	RPI
DIV. I ONLY	2- 10	311	2-8	150	336	260	260	28	28	
DIV. I NON-CONF.	1- 10	330	0- 0	96	342	274	274	25	25	
-----										
TOTALS	RPI 1-25	RPI 26-50	W-L RECORDS	RPI 51-100	RPI 101-150	RPI 150+				
2- 10	0- 0	0- 0	OVERALL	0- 2	0- 2	2- 6				
0- 1	0- 0	0- 0	HOME	0- 0	0- 0	0- 1				
2- 8	0- 0	0- 0	AWAY	0- 2	0- 1	2- 5				
0- 1	0- 0	0- 0	NEUTRAL	0- 0	0- 1	0- 0				
1- 10	0- 0	0- 0	NON-CONFERENCE	0- 2	0- 2	1- 6				
0- 1	0- 0	0- 0	HOME	0- 0	0- 0	0- 1				
1- 8	0- 0	0- 0	AWAY	0- 2	0- 1	1- 5				
0- 1	0- 0	0- 0	NEUTRAL	0- 0	0- 1	0- 0				
1- 0	0- 0	0- 0	CONFERENCE	0- 0	0- 0	1- 0				
0- 0	0- 0	0- 0	HOME	0- 0	0- 0	0- 0				
1- 0	0- 0	0- 0	AWAY	0- 0	0- 0	1- 0				
0- 0	0- 0	0- 0	NEUTRAL	0- 0	0- 0	0- 0				

RPI 1-25				RPI 26-50				RPI 51-100				RPI 101+ Team's RPI: 260					
RPI	S	Opponent	Score	RPI	S	Opponent	Score	RPI	S	Opponent	Score	RPI	S	Opponent	Score		
								78	A	Middle Tenn.	51	101	106	N	Troy	54	75
								81	A	TCU	47	96	117	A	UT Martin	51	110
													167	H	North Ala.	72	86
													179	A	Nicholls St.	47	72
													185	A	Arkansas St.	57	60
													246	A	SMU	47	62
													247	A	Southern Miss.	60	67
													316	A	Ark. -Pine Bluff	62	56
													319	A	La. -Monroe	65	72
													330	A	Austin Peay	95	89
LAST 12 Division I GAMES:																	
316	A	Ark. -Pine Bluff	62	56	167	H	North Ala.	72	86								
117	A	UT Martin	51	110	185	A	Arkansas St.	57	60								
78	A	Middle Tenn.	51	101	319	A	La. -Monroe	65	72								
330	A	Austin Peay	95	89	179	A	Nicholls St.	47	72								
246	A	SMU	47	62	106	N	Troy	54	75								
81	A	TCU	47	96	247	A	Southern Miss.	60	67								

Non-Div I Games:

Mississippi Val.



RPI 1-25				RPI 26-50				RPI 51-100				RPI 101+			
RPI	S	Opponent	Score	RPI	S	Opponent	Score	RPI	S	Opponent	Score	RPI	S	Opponent	Score
16	H	South Dakota	61 74	28	A	Tennessee	66 64	71	N	Michigan	54 70	125	H	Texas St.	69 50
				31	N	Duke	62 54	87	N	Quinnipiac	65 51	141	A	Illinois	67 45
				40	H	Green Bay	49 56					143	H	Missouri St.	65 61
												150	A	West Virginia	68 51
												182	H	UMKC	66 59
												185	H	Arkansas St.	70 50
												195	A	Saint Louis	74 62
												218	A	Western Ill.	89 64
												231	H	Ole Miss	78 55
												232	H	SIUE	59 36
LAST 12 Division I GAMES:															
				31	N	Duke	62 54	28	A	Tennessee	66 64				
				87	N	Quinnipiac	65 51	231	H	Ole Miss	78 55				
				195	A	Saint Louis	74 62	185	H	Arkansas St.	70 50				
				182	H	UMKC	66 59	141	A	Illinois	67 45				
				150	A	West Virginia	68 51	125	H	Texas St.	69 50				
				71	N	Michigan	54 70	16	H	South Dakota	61 74				

Missouri



Average RPI Win:	213	WON-LOST	WINNING	LAST 10	STRENGTH OF	OPP. STRENGTH	TEAM	ADJ.	CONF.	ADJ CONF.
Average RPI Loss:	94	RECORD	PCT. RANK	GAMES	SCHEDULE	OF SCHEDULE	RPI	RPI	RPI	RPI
DIV. I ONLY	6- 7	188	5-5	57	174	143	143	13	13	
DIV. I NON-CONF.	4- 7	228	0- 0	30	124	129	129	13	13	
-----										
TOTALS	RPI 1-25	RPI 26-50	W-L RECORDS	RPI 51-100	RPI 101-150	RPI 150+				
6- 7	0- 3	0- 1	OVERALL	0- 0	1- 0	5- 3				
4- 2	0- 2	0- 0	HOME	0- 0	1- 0	3- 0				
0- 5	0- 1	0- 1	AWAY	0- 0	0- 0	0- 3				
2- 0	0- 0	0- 0	NEUTRAL	0- 0	0- 0	2- 0				
4- 7	0- 3	0- 1	NON-CONFERENCE	0- 0	0- 0	4- 3				
2- 2	0- 2	0- 0	HOME	0- 0	0- 0	2- 0				
0- 5	0- 1	0- 1	AWAY	0- 0	0- 0	0- 3				
2- 0	0- 0	0- 0	NEUTRAL	0- 0	0- 0	2- 0				
2- 0	0- 0	0- 0	CONFERENCE	0- 0	1- 0	1- 0				
2- 0	0- 0	0- 0	HOME	0- 0	1- 0	1- 0				
0- 0	0- 0	0- 0	AWAY	0- 0	0- 0	0- 0				
0- 0	0- 0	0- 0	NEUTRAL	0- 0	0- 0	0- 0				

RPI 1-25				RPI 26-50				RPI 51-100				RPI 101+ Team's RPI: 143			
RPI	S	Opponent	Score	RPI	S	Opponent	Score	RPI	S	Opponent	Score	RPI	S	Opponent	Score
11	H	Gonzaga	67 70	31	A	Missouri	61 65					139	H	Indiana St.	71 58
12	A	Indiana	74 98									169	A	Santa Clara	73 77
16	H	South Dakota	74 85									177	A	North Texas	76 83
												178	H	Little Rock	48 44
												189	N	Louisiana Tech	82 70
												196	H	Ball St.	74 54
												232	N	SIUE	68 65
												243	A	Wichita St.	60 63
												345	H	Evansville	88 66
LAST 12 Division I GAMES:															
345	H	Evansville	88 66	178	H	Little Rock	48 44								
139	H	Indiana St.	71 58	232	N	SIUE	68 65								
177	A	North Texas	76 83	189	N	Louisiana Tech	82 70								
169	A	Santa Clara	73 77	11	H	Gonzaga	67 70								
196	H	Ball St.	74 54	12	A	Indiana	74 98								
31	A	Missouri	61 65	16	H	South Dakota	74 85								

Non-Div I Games:

Missouri St.



Average RPI Win:	247	WON-LOST	WINNING	LAST 10	STRENGTH OF	OPP. STRENGTH	TEAM	ADJ.	CONF.	ADJ CONF.
Average RPI Loss:	165	RECORD	PCT. RANK	GAMES	SCHEDULE	OF SCHEDULE	RPI	RPI	RPI	RPI
DIV. I ONLY	5- 7	208	5-5	243	233	216	216	27	27	
DIV. I NON-CONF.	4- 7	228	0- 0	187	257	235	235	28	28	
TOTALS	RPI 1-25	RPI 26-50	W-L RECORDS	RPI 51-100	RPI 101-150	RPI 150+				
5- 7	0- 0	0- 0	OVERALL	0- 3	0- 1	5- 3				
2- 3	0- 0	0- 0	HOME	0- 2	0- 0	2- 1				
3- 4	0- 0	0- 0	AWAY	0- 1	0- 1	3- 2				
0- 0	0- 0	0- 0	NEUTRAL	0- 0	0- 0	0- 0				
4- 7	0- 0	0- 0	NON-CONFERENCE	0- 3	0- 1	4- 3				
2- 3	0- 0	0- 0	HOME	0- 2	0- 0	2- 1				
2- 4	0- 0	0- 0	AWAY	0- 1	0- 1	2- 2				
0- 0	0- 0	0- 0	NEUTRAL	0- 0	0- 0	0- 0				
1- 0	0- 0	0- 0	CONFERENCE	0- 0	0- 0	1- 0				
0- 0	0- 0	0- 0	HOME	0- 0	0- 0	0- 0				
1- 0	0- 0	0- 0	AWAY	0- 0	0- 0	1- 0				
0- 0	0- 0	0- 0	NEUTRAL	0- 0	0- 0	0- 0				

RPI	S	Opponent	Score	RPI	S	Opponent	Score	RPI	S	Opponent	Score	RPI	S	Opponent	Score	Team's RPI: 216
55	A	Virginia Tech	49 82	68	H	Bucknell	32 70	98	H	Princeton	47 79	111	A	Lehigh	48 63	
												184	A	East Carolina	67 73	
												199	A	George Washington	55 51	
												227	H	Navy	68 67	
												228	A	Sacred Heart	55 50	
												280	A	Iona	55 38	
												301	H	Albany (NY)	64 56	
												314	H	Loyola Maryland	67 75	
												327	A	Lafayette	69 73	
LAST 12 Division I GAMES:																
280	A	Iona	55 38	227	H	Navy	68 67	98	H	Princeton	47 79	327	A	Lafayette	69 73	
314	H	Loyola Maryland	67 75	199	A	George Washington	55 51	228	A	Sacred Heart	55 50	301	H	Albany (NY)	64 56	
55	A	Virginia Tech	49 82													
111	A	Lehigh	48 63													
184	A	East Carolina	67 73													
68	H	Bucknell	32 70													

Non-Div I Games:

Monmouth



Average RPI Win:	198	WON-LOST	WINNING	LAST 10	STRENGTH OF	OPP. STRENGTH	TEAM	ADJ.	CONF.	ADJ CONF.
Average RPI Loss:	65	RECORD	PCT. RANK	GAMES	SCHEDULE	OF SCHEDULE	RPI	RPI	RPI	RPI

DIV. I ONLY	7- 5	125	7-3	71	121	75	75	14	14
DIV. I NON-CONF.	4- 4	162	1- 0	29	92	65	65	11	11
TOTALS	RPI 1-25	RPI 26-50	W-L RECORDS	RPI 51-100	RPI 101-150	RPI 150+			
7- 5	0- 2	0- 0	OVERALL	2- 1	0- 2	5- 0			
4- 1	0- 1	0- 0	HOME	2- 0	0- 0	2- 0			
2- 4	0- 1	0- 0	AWAY	0- 1	0- 2	2- 0			
1- 0	0- 0	0- 0	NEUTRAL	0- 0	0- 0	1- 0			
4- 4	0- 2	0- 0	NON-CONFERENCE	2- 1	0- 1	2- 0			
2- 1	0- 1	0- 0	HOME	2- 0	0- 0	0- 0			
1- 3	0- 1	0- 0	AWAY	0- 1	0- 1	1- 0			
1- 0	0- 0	0- 0	NEUTRAL	0- 0	0- 0	1- 0			
3- 1	0- 0	0- 0	CONFERENCE	0- 0	0- 1	3- 0			
2- 0	0- 0	0- 0	HOME	0- 0	0- 0	2- 0			
1- 1	0- 0	0- 0	AWAY	0- 0	0- 1	1- 0			
0- 0	0- 0	0- 0	NEUTRAL	0- 0	0- 0	0- 0			

RPI S Opponent Score	RPI S Opponent Score	RPI S Opponent Score	RPI S Opponent Score
11 A Gonzaga 52 76		58 A Arizona 51 100	115 A Washington 54 69
16 H South Dakota 41 64		85 H Northern Ill. 86 70	126 A Portland St. 60 78
		99 H UC Davis 62 56	205 H Northern Ariz. 78 62
			210 N Saint Francis (PA) 79 77
			215 H Southern Utah 79 57
			234 A Sacramento St. 88 86
			336 A Grand Canyon 69 47
LAST 12 Division I GAMES:			
210 N Saint Francis (PA) 79 77	126 A Portland St. 60 78		
99 H UC Davis 62 56	234 A Sacramento St. 88 86		
58 A Arizona 51 100	215 H Southern Utah 79 57		
85 H Northern Ill. 86 70	205 H Northern Ariz. 78 62		
16 H South Dakota 41 64	115 A Washington 54 69		
11 A Gonzaga 52 76	336 A Grand Canyon 69 47		

Non-Div I Games: Providence (MT) 90 45

Montana



Average RPI Win: 218 WON-LOST WINNING LAST 10 STRENGTH OF OPP. STRENGTH TEAM ADJ. CONF. ADJ CONF.  
Average RPI Loss: 58 RECORD PCT. RANK GAMES SCHEDULE OF SCHEDULE RPI RPI RPI RPI

DIV. I ONLY	7- 6	149	5-5	117	74	112	112	14	14
DIV. I NON-CONF.	4- 5	190	1- 0	98	49	116	116	11	11
TOTALS	RPI 1-25	RPI 26-50	W-L RECORDS	RPI 51-100	RPI 101-150	RPI 150+			
7- 6	0- 1	0- 3	OVERALL	0- 1	1- 1	6- 0			
4- 1	0- 0	0- 1	HOME	0- 0	0- 0	4- 0			
2- 5	0- 1	0- 2	AWAY	0- 1	1- 1	1- 0			
1- 0	0- 0	0- 0	NEUTRAL	0- 0	0- 0	1- 0			
4- 5	0- 1	0- 3	NON-CONFERENCE	0- 1	1- 0	3- 0			
2- 1	0- 0	0- 1	HOME	0- 0	0- 0	2- 0			
1- 4	0- 1	0- 2	AWAY	0- 1	1- 0	0- 0			
1- 0	0- 0	0- 0	NEUTRAL	0- 0	0- 0	1- 0			
3- 1	0- 0	0- 0	CONFERENCE	0- 0	0- 1	3- 0			
2- 0	0- 0	0- 0	HOME	0- 0	0- 0	2- 0			
1- 1	0- 0	0- 0	AWAY	0- 0	0- 1	1- 0			
0- 0	0- 0	0- 0	NEUTRAL	0- 0	0- 0	0- 0			

RPI S Opponent Score	RPI S Opponent Score	RPI S Opponent Score	RPI S Opponent Score
18 A Marquette 52 100	35 H South Dakota St. 67 88	81 A TCU 49 71	125 A Texas St. 67 59
	38 A Wyoming 58 66		126 A Portland St. 53 55
	48 A SFA 53 60		205 H Northern Ariz. 80 70
			207 N Delaware 69 60
			215 H Southern Utah 69 64
			234 A Sacramento St. 69 53
			238 H Long Beach St. 85 62
			304 H Omaha 59 56
LAST 12 Division I GAMES:			
125 A Texas St. 67 59	126 A Portland St. 53 55	205 H Northern Ariz. 80 70	
234 A Sacramento St. 69 53	205 H Northern Ariz. 80 70	215 H Southern Utah 69 64	
48 A SFA 53 60	215 H Southern Utah 69 64	35 H South Dakota St. 67 88	
238 H Long Beach St. 85 62	35 H South Dakota St. 67 88	304 H Omaha 59 56	
38 A Wyoming 58 66	304 H Omaha 59 56	81 A TCU 49 71	
207 N Delaware 69 60	81 A TCU 49 71		

Non-Div I Games: Carroll (MT) 64 48

Montana St.



Average RPI Win:	278	WON-LOST	WINNING	LAST 10	STRENGTH OF	OPP. STRENGTH	TEAM	ADJ.	CONF.	ADJ CONF.
Average RPI Loss:	169	RECORD	PCT. RANK	GAMES	SCHEDULE	OF SCHEDULE	RPI	RPI	RPI	RPI
DIV. I ONLY	8- 5	108	6-4	313	306	190	190	20	20	
DIV. I NON-CONF.	7- 4	109	0- 0	292	279	189	189	20	20	
<hr/>										
TOTALS	RPI 1-25	RPI 26-50	W-L RECORDS	RPI 51-100	RPI 101-150	RPI 150+				
8- 5	0- 1	0- 1	OVERALL	0- 0	1- 0	7- 3				
4- 1	0- 0	0- 0	HOME	0- 0	0- 0	4- 1				
4- 4	0- 1	0- 1	AWAY	0- 0	1- 0	3- 2				
0- 0	0- 0	0- 0	NEUTRAL	0- 0	0- 0	0- 0				
7- 4	0- 1	0- 1	NON-CONFERENCE	0- 0	1- 0	6- 2				
4- 1	0- 0	0- 0	HOME	0- 0	0- 0	4- 1				
3- 3	0- 1	0- 1	AWAY	0- 0	1- 0	2- 1				
0- 0	0- 0	0- 0	NEUTRAL	0- 0	0- 0	0- 0				
1- 1	0- 0	0- 0	CONFERENCE	0- 0	0- 0	1- 1				
0- 0	0- 0	0- 0	HOME	0- 0	0- 0	0- 0				
1- 1	0- 0	0- 0	AWAY	0- 0	0- 0	1- 1				
0- 0	0- 0	0- 0	NEUTRAL	0- 0	0- 0	0- 0				

RPI 1-25				RPI 26-50				RPI 51-100				RPI 101+				Team's RPI: 190
RPI	S	Opponent	Score	RPI	S	Opponent	Score	RPI	S	Opponent	Score	RPI	S	Opponent	Score	
4	A	Baylor	58 96	27	A	Kentucky	57 87					129	A	Radford	79 72	
												210	A	Saint Francis (PA)	83 89	
												224	A	Gardner-Webb	84 69	
												268	A	Murray St.	83 61	
												272	H	St. Francis Brooklyn	94 101	
												283	A	N. C. A&T	72 67	
												310	H	Valparaiso	68 62	
												324	H	Lipscomb	79 44	
												330	A	Austin Peay	80 81	
												337	H	Chicago St.	104 68	
												345	H	Evansville	85 63	
<hr/>																
LAST 12 Division I GAMES:																
330	A	Austin Peay	80 81	324	H	Lipscomb	79 44									
268	A	Murray St.	83 61	210	A	Saint Francis (PA)	83 89									
272	H	St. Francis Brooklyn	94 101	129	A	Radford	79 72									
337	H	Chicago St.	104 68	4	A	Baylor	58 96									
310	H	Valparaiso	68 62	345	H	Evansville	85 63									
224	A	Gardner-Webb	84 69	27	A	Kentucky	57 87									

Non-Div I Games: Alice Lloyd 121 56 Ky. Christian 119 28

Morehead St.



Average RPI Win: 323  
Average RPI Loss: 163

Average RPI Win: 323		WON-LOST RECORD	WINNING PCT. RANK	LAST 10 GAMES	STRENGTH OF SCHEDULE	OPP. STRENGTH OF SCHEDULE	TEAM RPI	ADJ. RPI	CONF. RPI	ADJ CONF. RPI
Average RPI Loss: 163										
DIV. I ONLY		2- 12	321	2-8	260	232	332	332	32	32
DIV. I NON-CONF.		1- 11	335	0- 1	188	183	331	331	32	32
TOTALS		RPI 1-25	RPI 26-50	W-L RECORDS	RPI 51-100	RPI 101-150	RPI 150+			
2- 12	0- 0		0- 2	OVERALL	0- 2	0- 3	2- 5			
2- 3	0- 0		0- 0	HOME	0- 0	0- 0	2- 3			
0- 6	0- 0		0- 1	AWAY	0- 2	0- 2	0- 1			
0- 3	0- 0		0- 1	NEUTRAL	0- 0	0- 1	0- 1			
1- 11	0- 0		0- 2	NON-CONFERENCE	0- 2	0- 3	1- 4			
1- 2	0- 0		0- 0	HOME	0- 0	0- 0	1- 2			
0- 6	0- 0		0- 1	AWAY	0- 2	0- 2	0- 1			
0- 3	0- 0		0- 1	NEUTRAL	0- 0	0- 1	0- 1			
1- 1	0- 0		0- 0	CONFERENCE	0- 0	0- 0	1- 1			
1- 1	0- 0		0- 0	HOME	0- 0	0- 0	1- 1			
0- 0	0- 0		0- 0	AWAY	0- 0	0- 0	0- 0			
0- 0	0- 0		0- 0	NEUTRAL	0- 0	0- 0	0- 0			

RPI 1-25				RPI 26-50				RPI 51-100				RPI 101+				Team's RPI: 332	
RPI	S	Opponent	Score	RPI	S	Opponent	Score	RPI	S	Opponent	Score	RPI	S	Opponent	Score		
				30	N	Maryland	44 68	71	A	Michigan	47 70	108	A	Western Ky.	43 90		
				48	A	SFA	42 69	94	A	Hartford	59 80	117	N	Georgia	33 60		
												150	A	West Virginia	37 72		
												198	H	UMES	68 73		
												263	N	Niagara	57 67		
												277	H	Central Conn. St.	36 60		
												287	H	UMBC	68 73		
												299	H	UMass Lowell	61 49		
												315	A	FIU	50 59		
												347	H	Savannah St.	63 47		
LAST 12 Division I GAMES:																	
				263	N	Niagara	57 67	198	H	UMES	68 73						
				347	H	Savannah St.	63 47	299	H	UMass Lowell	61 49						
				108	A	Western Ky.	43 90	287	H	UMBC	68 73						
				277	H	Central Conn. St.	36 60	150	A	West Virginia	37 72						
				30	N	Maryland	44 68	71	A	Michigan	47 70						
				117	N	Georgia	33 60	315	A	FIU	50 59						

Morgan St.







Average RPI Win:	321	WON-LOST	WINNING	LAST 10	STRENGTH OF	OPP. STRENGTH	TEAM	ADJ.	CONF.	ADJ CONF.
Average RPI Loss:	125	RECORD	PCT. RANK	GAMES	SCHEDULE	OF SCHEDULE	RPI	RPI	RPI	RPI
DIV. I ONLY	3- 8	274	3-7	149	213	268	268	20	20	
DIV. I NON-CONF.	2- 7	288	0- 0	92	222	253	253	20	20	
-----										
TOTALS	RPI 1-25	RPI 26-50	W-L RECORDS	RPI 51-100	RPI 101-150	RPI 150+				
3- 8	0- 1	0- 2	OVERALL	0- 0	0- 1	3- 4				
3- 3	0- 0	0- 0	HOME	0- 0	0- 0	3- 3				
0- 5	0- 1	0- 2	AWAY	0- 0	0- 1	0- 1				
0- 0	0- 0	0- 0	NEUTRAL	0- 0	0- 0	0- 0				
2- 7	0- 1	0- 2	NON-CONFERENCE	0- 0	0- 1	2- 3				
2- 2	0- 0	0- 0	HOME	0- 0	0- 0	2- 2				
0- 5	0- 1	0- 2	AWAY	0- 0	0- 1	0- 1				
0- 0	0- 0	0- 0	NEUTRAL	0- 0	0- 0	0- 0				
1- 1	0- 0	0- 0	CONFERENCE	0- 0	0- 0	1- 1				
1- 1	0- 0	0- 0	HOME	0- 0	0- 0	1- 1				
0- 0	0- 0	0- 0	AWAY	0- 0	0- 0	0- 0				
0- 0	0- 0	0- 0	NEUTRAL	0- 0	0- 0	0- 0				

RPI 1-25				RPI 26-50				RPI 51-100				RPI 101+ Team's RPI: 268			
RPI	S	Opponent	Score	RPI	S	Opponent	Score	RPI	S	Opponent	Score	RPI	S	Opponent	Score
17	A	Butler	65 86	27	A	Kentucky	49 88					141	A	Illinois	52 84
				28	A	Tennessee	77 98					153	H	Southern Ill.	59 65
												185	A	Arkansas St.	63 74
												190	H	Morehead St.	61 83
												261	H	Alabama A&M	53 59
												294	H	Eastern Ky.	81 63
												324	H	Lipscomb	97 61
												345	H	Evansville	81 53
LAST 12 Division I GAMES:															
294	H	Eastern Ky.	81 63	28	A	Tennessee	77 98	153	H	Southern Ill.	59 65	141	A	Illinois	52 84
190	H	Morehead St.	61 83	27	A	Kentucky	49 88	261	H	Alabama A&M	53 59	294	H	Eastern Ky.	81 63
324	H	Lipscomb	97 61					185	A	Arkansas St.	63 74	324	H	Lipscomb	97 61
17	A	Butler	65 86									345	H	Evansville	81 53
345	H	Evansville	81 53												

Non-Div I Games: Oakland City 113 55 Bethel (TN) 86 50

Murray St.



Average RPI Win: 305  
Average RPI Loss: 168

DIV. I ONLY	3- 9	283	3-7	276	252	283	283	32	32
DIV. I NON-CONF.	2- 9	297	0- 1	278	213	308	308	32	32
TOTALS	RPI 1-25	RPI 26-50	W-L RECORDS	RPI 51-100	RPI 101-150	RPI 150+			
3- 9	0- 0	0- 0	OVERALL	0- 1	0- 2	3- 6			
0- 3	0- 0	0- 0	HOME	0- 0	0- 0	0- 3			
3- 4	0- 0	0- 0	AWAY	0- 0	0- 1	3- 3			
0- 2	0- 0	0- 0	NEUTRAL	0- 1	0- 1	0- 0			
2- 9	0- 0	0- 0	NON-CONFERENCE	0- 1	0- 2	2- 6			
0- 3	0- 0	0- 0	HOME	0- 0	0- 0	0- 3			
2- 4	0- 0	0- 0	AWAY	0- 0	0- 1	2- 3			
0- 2	0- 0	0- 0	NEUTRAL	0- 1	0- 1	0- 0			
1- 0	0- 0	0- 0	CONFERENCE	0- 0	0- 0	1- 0			
0- 0	0- 0	0- 0	HOME	0- 0	0- 0	0- 0			
1- 0	0- 0	0- 0	AWAY	0- 0	0- 0	1- 0			
0- 0	0- 0	0- 0	NEUTRAL	0- 0	0- 0	0- 0			

[illegible]

N. C. A&T



Average RPI Win:	284	WON-LOST	WINNING	LAST 10	STRENGTH OF	OPP. STRENGTH	TEAM	ADJ.	CONF.	ADJ CONF.
Average RPI Loss:	207	RECORD	PCT. RANK	GAMES	SCHEDULE	OF SCHEDULE	RPI	RPI	RPI	RPI
DIV. I ONLY	2- 11	315	3-7	306	311	341	341	32	32	
DIV. I NON-CONF.	2- 10	311	0- 0	301	291	344	344	32	32	
-----										
TOTALS	RPI 1-25	RPI 26-50	W-L RECORDS	RPI 51-100	RPI 101-150	RPI 150+				
2- 11	0- 1	0- 0	OVERALL	0- 0	0- 0	2- 10				
2- 5	0- 0	0- 0	HOME	0- 0	0- 0	2- 5				
0- 5	0- 1	0- 0	AWAY	0- 0	0- 0	0- 4				
0- 1	0- 0	0- 0	NEUTRAL	0- 0	0- 0	0- 1				
2- 10	0- 1	0- 0	NON-CONFERENCE	0- 0	0- 0	2- 9				
2- 4	0- 0	0- 0	HOME	0- 0	0- 0	2- 4				
0- 5	0- 1	0- 0	AWAY	0- 0	0- 0	0- 4				
0- 1	0- 0	0- 0	NEUTRAL	0- 0	0- 0	0- 1				
0- 1	0- 0	0- 0	CONFERENCE	0- 0	0- 0	0- 1				
0- 1	0- 0	0- 0	HOME	0- 0	0- 0	0- 1				
0- 0	0- 0	0- 0	AWAY	0- 0	0- 0	0- 0				
0- 0	0- 0	0- 0	NEUTRAL	0- 0	0- 0	0- 0				

RPI 1-25				RPI 26-50				RPI 51-100				RPI 101+ Team's RPI: 341			
RPI	S	Opponent	Score	RPI	S	Opponent	Score	RPI	S	Opponent	Score	RPI	S	Opponent	Score
13	A	Iowa	39 106									162	H	UNCW	82 89
												172	H	Elon	54 83
												176	A	Georgia St.	54 65
												183	A	High Point	69 80
												193	H	Coastal Caro.	66 89
												213	H	Bethune-Cookman	50 67
												250	H	Wofford	66 59
												266	N	Kennesaw St.	54 78
												274	A	Winthrop	41 66
												296	A	Memphis	56 77
												317	H	UNC Greensboro	66 57
												326	H	USC Upstate	63 82
-----															
LAST 12 Division I GAMES:															
213	H	Bethune-Cookman	50 67	176	A	Georgia St.	54 65	250	H	Wofford	66 59	317	H	UNC Greensboro	66 57
296	A	Memphis	56 77	326	H	USC Upstate	63 82	193	H	Coastal Caro.	66 89	162	H	UNCW	82 89
266	N	Kennesaw St.	54 78	172	H	Elon	54 83	274	A	Winthrop	41 66				
13	A	Iowa	39 106												

Non-Div I Games: Johnson &amp; Wales (NC) 43 Wilberforce 55 49

N. C. Central



Average RPI Loss: 0

DIV. I ONLY	15- 0	1	10-0	41	20	9	9	1	1
DIV. I NON-CONF.	13- 0	1	0- 0	64	24	9	9	1	1
TOTALS	RPI 1-25		RPI 26-50		W-L RECORDS	RPI 51-100	RPI 101-150	RPI 150+	
15- 0	1- 0		1- 0		OVERALL	6- 0	3- 0	4- 0	
10- 0	0- 0		1- 0		HOME	5- 0	1- 0	3- 0	
3- 0	0- 0		0- 0		AWAY	1- 0	2- 0	0- 0	
2- 0	1- 0		0- 0		NEUTRAL	0- 0	0- 0	1- 0	
13- 0	1- 0		0- 0		NON-CONFERENCE	6- 0	2- 0	4- 0	
9- 0	0- 0		0- 0		HOME	5- 0	1- 0	3- 0	
2- 0	0- 0		0- 0		AWAY	1- 0	1- 0	0- 0	
2- 0	1- 0		0- 0		NEUTRAL	0- 0	0- 0	1- 0	
2- 0	0- 0		1- 0		CONFERENCE	0- 0	1- 0	0- 0	
1- 0	0- 0		1- 0		HOME	0- 0	0- 0	0- 0	
1- 0	0- 0		0- 0		AWAY	0- 0	1- 0	0- 0	
0- 0	0- 0		0- 0		NEUTRAL	0- 0	0- 0	0- 0	

RPI 1-25				Team's RPI: 9			
RPI	S	Opponent	Score				
24	N	Michigan St.	78 74				

RPI 26-50			
RPI	S	Opponent	Score
31	H	Duke	63 51

RPI 51-100			
RPI	S	Opponent	Score
51	H	Belmont	77 62
61	H	Old Dominion	85 56
71	H	Michigan	66 55
79	H	Maine	84 46
86	A	Georgetown	76 65
100	H	Kent St.	78 61

RPI 101+			
RPI	S	Opponent	Score
116	A	Boston College	85 69
124	A	Chattanooga	78 58
129	H	Radford	75 58
159	H	Davidson	75 45
170	H	Vanderbilt	74 54
199	N	George Washington	69 61
240	H	Hampton	83 51

LAST 12 Division I GAMES:			
116	A	Boston College	85 69
31	H	Duke	63 51
159	H	Davidson	75 45
199	N	George Washington	69 61
24	N	Michigan St.	78 74
129	H	Radford	75 58
124	A	Chattanooga	78 58
79	H	Maine	84 46
86	A	Georgetown	76 65
240	H	Hampton	83 51
61	H	Old Dominion	85 56
71	H	Michigan	66 55

### Non-Div I Games:

NC State



Average RPI Win:	300	WON-LOST	WINNING	LAST 10	STRENGTH OF	OPP. STRENGTH	TEAM	ADJ.	CONF.	ADJ CONF.
Average RPI Loss:	206	RECORD	PCT. RANK	GAMES	SCHEDULE	OF SCHEDULE	RPI	RPI	RPI	RPI
DIV. I ONLY	4- 10	267	4-6	319	328	322	322	26	26	
DIV. I NON-CONF.	3- 10	278	0- 0	307	335	333	333	27	27	
-----										
TOTALS	RPI 1-25	RPI 26-50	W-L RECORDS	RPI 51-100	RPI 101-150	RPI 150+				
4- 10	0- 0	0- 0	OVERALL	0- 3	0- 1	4- 6				
2- 4	0- 0	0- 0	HOME	0- 2	0- 0	2- 2				
2- 6	0- 0	0- 0	AWAY	0- 1	0- 1	2- 4				
0- 0	0- 0	0- 0	NEUTRAL	0- 0	0- 0	0- 0				
3- 10	0- 0	0- 0	NON-CONFERENCE	0- 3	0- 1	3- 6				
1- 4	0- 0	0- 0	HOME	0- 2	0- 0	1- 2				
2- 6	0- 0	0- 0	AWAY	0- 1	0- 1	2- 4				
0- 0	0- 0	0- 0	NEUTRAL	0- 0	0- 0	0- 0				
1- 0	0- 0	0- 0	CONFERENCE	0- 0	0- 0	1- 0				
1- 0	0- 0	0- 0	HOME	0- 0	0- 0	1- 0				
0- 0	0- 0	0- 0	AWAY	0- 0	0- 0	0- 0				
0- 0	0- 0	0- 0	NEUTRAL	0- 0	0- 0	0- 0				

RPI 1-25				RPI 26-50				RPI 51-100				RPI 101+ Team' s RPI : 322					
RPI	S	Opponent	Score	RPI	S	Opponent	Score	RPI	S	Opponent	Score	RPI	S	Opponent	Score		
								77	A	Penn	42	85	150	A	West Virginia	50	95
								94	H	Hartford	53	84	206	H	Southeast Mo. St.	58	68
								100	H	Kent St.	40	57	220	A	Howard	57	77
												258	A	Ri der	46	67	
												262	A	Col gate	71	53	
												266	H	Kennesaw St.	66	60	
												297	A	Saint Peter' s	57	70	
												313	H	Vermont	63	71	
												321	H	Western Caro.	79	71	
												349	A	Fai rlei gh Di cki nson	43	64	
												351	A	LIU Brookl yn	72	51	
LAST 12 Di vi si on I GAMES:																	
266	H	Kennesaw St.	66	60	262	A	Col gate	71	53								
94	H	Hartford	53	84	351	A	LIU Brookl yn	72	51								
100	H	Kent St.	40	57	313	H	Vermont	63	71								
349	A	Fai rlei gh Di cki nson	43	64	258	A	Ri der	46	67								
77	A	Penn	42	85	206	H	Southeast Mo. St.	58	68								
150	A	West Vi rgi ni a	50	95	321	H	Western Caro.	79	71								

Non-Div I Games:

NJIT



Average RPI Win:	267	WON-LOST	WINNING	LAST 10	STRENGTH OF	OPP. STRENGTH	TEAM	ADJ.	CONF.	ADJ CONF.
Average RPI Loss:	149	RECORD	PCT. RANK	GAMES	SCHEDULE	OF SCHEDULE	RPI	RPI	RPI	RPI
DIV. I ONLY	5- 7	208	5-5	242	238	227	227	22	22	
DIV. I NON-CONF.	4- 5	190	0- 0	215	277	215	215	23	23	
-----										
TOTALS	RPI 1-25	RPI 26-50	W-L RECORDS	RPI 51-100	RPI 101-150	RPI 150+				
5- 7	0- 0	0- 0	OVERALL	0- 3	0- 1	5- 3				
2- 4	0- 0	0- 0	HOME	0- 2	0- 1	2- 1				
3- 3	0- 0	0- 0	AWAY	0- 1	0- 0	3- 2				
0- 0	0- 0	0- 0	NEUTRAL	0- 0	0- 0	0- 0				
4- 5	0- 0	0- 0	NON-CONFERENCE	0- 3	0- 0	4- 2				
2- 2	0- 0	0- 0	HOME	0- 2	0- 0	2- 0				
2- 3	0- 0	0- 0	AWAY	0- 1	0- 0	2- 2				
0- 0	0- 0	0- 0	NEUTRAL	0- 0	0- 0	0- 0				
1- 2	0- 0	0- 0	CONFERENCE	0- 0	0- 1	1- 1				
0- 2	0- 0	0- 0	HOME	0- 0	0- 1	0- 1				
1- 0	0- 0	0- 0	AWAY	0- 0	0- 0	1- 0				
0- 0	0- 0	0- 0	NEUTRAL	0- 0	0- 0	0- 0				

RPI 1-25				RPI 26-50				RPI 51-100				RPI 101+ Team's RPI: 227			
RPI	S	Opponent	Score	RPI	S	Opponent	Score	RPI	S	Opponent	Score	RPI	S	Opponent	Score
								77	H	Penn	61 65	111	H	Lehigh	38 56
								89	A	Colorado	43 59	151	H	American	45 58
								96	H	Marist	48 72	192	A	Air Force	54 47
												216	A	Monmouth	67 68
												258	A	Rider	66 60
												283	H	N. C. A&T	72 49
												289	H	Saint Joseph's	49 48
												302	A	Norfolk St.	58 65
												314	A	Loyola Maryland	58 46
LAST 12 Division I GAMES:															
151	H	American	45 58	289	H	Saint Joseph's	49 48								
111	H	Lehigh	38 56	216	A	Monmouth	67 68								
314	A	Loyola Maryland	58 46	89	A	Colorado	43 59								
77	H	Penn	61 65	192	A	Air Force	54 47								
302	A	Norfolk St.	58 65	258	A	Rider	66 60								
96	H	Marist	48 72	283	H	N. C. A&T	72 49								

Non-Div I Games: Catholic 81 36

Navy



RPI 1-25					
RPI	S	Opponent	Score		
8	A	Louisville	68	85	
10	H	Drake	77	83	
13	A	Iowa	71	77	

RPI 26-50					
RPI	S	Opponent	Score		
26	A	Miami (FL)	68	82	
30	H	Maryland	63	81	
50	A	Arkansas	80	84	

RPI 51-100					
RPI	S	Opponent	Score		
60	H	Kansas	58	52	
71	H	Michigan	70	56	
80	A	Creighton	65	74	

Team's RPI : 88					
RPI	S	Opponent	Score		
102	A	Washington St.	84	87	
129	N	Radford	77	39	
155	H	Denver	96	71	
166	A	Ohio St.	78	69	
309	H	San Jose St.	96	63	
326	H	USC Upstate	87	64	

LAST 12 Division I GAMES:					
30	H	Maryland	63	81	
13	A	Iowa	71	77	
166	A	Ohio St.	78	69	
8	A	Louisville	68	85	
129	N	Radford	77	39	
26	A	Miami (FL)	68	82	
71	H	Michigan	70	56	
50	A	Arkansas	80	84	
155	H	Denver	96	71	
309	H	San Jose St.	96	63	
60	H	Kansas	58	52	
80	A	Creighton	65	74	

Nebraska



Average RPI	Win: 292	WON-LOST	WINNING	LAST 10	STRENGTH OF	OPP. STRENGTH	TEAM	ADJ.	CONF.	ADJ CONF.
Average RPI	Loss: 99	RECORD	PCT. RANK	GAMES	SCHEDULE	OF SCHEDULE	RPI	RPI	RPI	RPI
DIV. I ONLY	4- 9	256	4-6	157	147	233	233	10	10	
DIV. I NON-CONF.	3- 7	256	0- 1	138	155	251	251	10	10	
-----										
TOTALS	RPI 1-25	RPI 26-50	W-L RECORDS	RPI 51-100	RPI 101-150	RPI 150+				
4- 9	0- 0	0- 2	OVERALL	0- 4	0- 1	4- 2				
2- 5	0- 0	0- 2	HOME	0- 2	0- 1	2- 0				
2- 2	0- 0	0- 0	AWAY	0- 0	0- 0	2- 2				
0- 2	0- 0	0- 0	NEUTRAL	0- 2	0- 0	0- 0				
3- 7	0- 0	0- 1	NON-CONFERENCE	0- 4	0- 1	3- 1				
2- 4	0- 0	0- 1	HOME	0- 2	0- 1	2- 0				
1- 1	0- 0	0- 0	AWAY	0- 0	0- 0	1- 1				
0- 2	0- 0	0- 0	NEUTRAL	0- 2	0- 0	0- 0				
1- 2	0- 0	0- 1	CONFERENCE	0- 0	0- 0	1- 1				
0- 1	0- 0	0- 1	HOME	0- 0	0- 0	0- 0				
1- 1	0- 0	0- 0	AWAY	0- 0	0- 0	1- 1				
0- 0	0- 0	0- 0	NEUTRAL	0- 0	0- 0	0- 0				

RPI 1-25				RPI 26-50				RPI 51-100				RPI 101+ Team's RPI : 233			
RPI	S	Opponent	Score	RPI	S	Opponent	Score	RPI	S	Opponent	Score	RPI	S	Opponent	Score
				43	H	Southern Cal i forni a	51 72	56	H	Utah	52 74	149	H	Texas Tech	67 86
				44	H	New Mexico	64 66					154	A	Utah St.	76 79
								85	N	Northern Ill.	69 98	169	A	Santa Clara	48 56
								89	H	Col orado	52 65	238	A	Long Beach St.	76 67
								99	N	UC Davi s	68 84	284	H	Hawai i	79 78
												309	A	San Jose St.	52 49
												338	H	Seattle U	67 54
LAST 12 Division I GAMES:															
				85	N	Northern Ill.	69 98	154	A	Utah St.	76 79				
				309	A	San Jose St.	52 49	284	H	Hawai i	79 78				
				44	H	New Mexico	64 66	338	H	Seattle U	67 54				
				89	H	Col orado	52 65	149	H	Texas Tech	67 86				
				238	A	Long Beach St.	76 67	99	N	UC Davi s	68 84				
				169	A	Santa Clara	48 56	43	H	Southern Cal i forni a	51 72				

Non-Div I Games: Stanislaus St. 75 52

Nevada



Average RPI	Win:	277	WON-LOST	WINNING	LAST 10	STRENGTH OF	OPP. STRENGTH	TEAM	ADJ.	CONF.	ADJ CONF.
Average RPI	Loss:	175	RECORD	PCT. RANK	GAMES	SCHEDULE	OF SCHEDULE	RPI	RPI	RPI	RPI
DIV. I ONLY		3- 12		302	3-7	234	279	306	306	23	23
DIV. I NON-CONF.		2- 10		311	0- 0	199	300	323	323	24	24
-----											
TOTALS	RPI 1-25		RPI 26-50		W-L RECORDS	RPI 51-100		RPI 101-150		RPI 150+	
3- 12	0- 1		0- 0		OVERALL	0- 3		0- 2		3- 6	
2- 4	0- 0		0- 0		HOME	0- 1		0- 0		2- 3	
1- 8	0- 1		0- 0		AWAY	0- 2		0- 2		1- 3	
0- 0	0- 0		0- 0		NEUTRAL	0- 0		0- 0		0- 0	
2- 10	0- 1		0- 0		NON-CONFERENCE	0- 2		0- 2		2- 5	
2- 3	0- 0		0- 0		HOME	0- 1		0- 0		2- 2	
0- 7	0- 1		0- 0		AWAY	0- 1		0- 2		0- 3	
0- 0	0- 0		0- 0		NEUTRAL	0- 0		0- 0		0- 0	
1- 2	0- 0		0- 0		CONFERENCE	0- 1		0- 0		1- 1	
0- 1	0- 0		0- 0		HOME	0- 0		0- 0		0- 1	
1- 1	0- 0		0- 0		AWAY	0- 1		0- 0		1- 0	
0- 0	0- 0		0- 0		NEUTRAL	0- 0		0- 0		0- 0	

RPI 1-25				RPI 26-50				RPI 51-100				RPI 101+ Team's RPI: 306			
RPI	S	Opponent	Score	RPI	S	Opponent	Score	RPI	S	Opponent	Score	RPI	S	Opponent	Score
25	A	Northeastern	54 69					73	A	Minnesota	47 70	138	A	Boston U.	39 60
								79	A	Maine	46 67	147	A	South Fla.	36 79
								98	H	Princeton	42 90	221	H	Dartmouth	42 62
												228	H	Sacred Heart	60 71
												230	H	Holy Cross	74 62
												237	A	Brown	70 76
												251	H	Binghamton	62 71
												277	A	Central Conn. St.	47 56
												299	A	UMass Lowell	56 53
												303	H	Bryant	79 74
												323	A	North Dakota St.	51 56
-----															
LAST 12 Division I GAMES:															
299	A	UMass Lowell	56 53	98	H	Princeton	42 90	221	H	Dartmouth	42 62	277	A	Central Conn. St.	47 56
251	H	Binghamton	62 71					230	H	Holy Cross	74 62	147	A	South Fla.	36 79
79	A	Maine	46 67					138	A	Boston U.	39 60				
303	H	Bryant	79 74												
25	A	Northeastern	54 69												
228	H	Sacred Heart	60 71												

Non-Div I Games: U New England 68 44

New Hampshire



Average RPI Win:	165	WON-LOST	WINNING	LAST 10	STRENGTH OF	OPP. STRENGTH	TEAM	ADJ.	CONF.	ADJ CONF.
Average RPI Loss:	135	RECORD	PCT. RANK	GAMES	SCHEDULE	OF SCHEDULE	RPI	RPI	RPI	RPI
DIV. I ONLY	12- 2	25	9-1	179	53	44	44	10	10	
DIV. I NON-CONF.	10- 1	19	1- 0	104	65	20	20	10	10	
-----										
TOTALS	RPI 1-25	RPI 26-50	W-L RECORDS	RPI 51-100	RPI 101-150	RPI 150+				
12- 2	0- 0	1- 1	OVERALL	1- 0	3- 0	7- 1				
8- 1	0- 0	1- 1	HOME	1- 0	2- 0	4- 0				
4- 1	0- 0	0- 0	AWAY	0- 0	1- 0	3- 1				
0- 0	0- 0	0- 0	NEUTRAL	0- 0	0- 0	0- 0				
10- 1	0- 0	1- 1	NON-CONFERENCE	1- 0	3- 0	5- 0				
7- 1	0- 0	1- 1	HOME	1- 0	2- 0	3- 0				
3- 0	0- 0	0- 0	AWAY	0- 0	1- 0	2- 0				
0- 0	0- 0	0- 0	NEUTRAL	0- 0	0- 0	0- 0				
2- 1	0- 0	0- 0	CONFERENCE	0- 0	0- 0	2- 1				
1- 0	0- 0	0- 0	HOME	0- 0	0- 0	1- 0				
1- 1	0- 0	0- 0	AWAY	0- 0	0- 0	1- 1				
0- 0	0- 0	0- 0	NEUTRAL	0- 0	0- 0	0- 0				

RPI	S	Opponent	Score	RPI	S	Opponent	Score	RPI	S	Opponent	Score	RPI	S	Opponent	Score
46	H	Auburn	76 79	48	H	SFA	74 33	94	H	Hartford	72 65	113	A	Houston	89 84
												125	H	Texas St.	82 51
												135	H	Oklahoma	84 80
												160	A	New Mexico St.	75 50
												160	H	New Mexico St.	83 58
												192	H	Air Force	78 57
												205	A	Northern Ariz.	84 55
												223	A	UNLV	57 66
												233	A	Nevada	66 64
												234	H	Sacramento St.	85 53
												279	H	UTEP	69 51
LAST 12 Division I GAMES:															
48	H	SFA	74 33	223	A	UNLV	57 66								
94	H	Hartford	72 65	233	A	Nevada	66 64								
46	H	Auburn	76 79	192	H	Air Force	78 57								
279	H	UTEP	69 51	234	H	Sacramento St.	85 53								
160	H	New Mexico St.	83 58	160	A	New Mexico St.	75 50								
135	H	Oklahoma	84 80	205	A	Northern Ariz.	84 55								

Non-Div I Games:

New Mexico



Average RPI Win:	275	WON-LOST	WINNING	LAST 10	STRENGTH OF	OPP. STRENGTH	TEAM	ADJ.	CONF.	ADJ CONF.
Average RPI Loss:	113	RECORD	PCT. RANK	GAMES	SCHEDULE	OF SCHEDULE	RPI	RPI	RPI	RPI
DIV. I ONLY	7- 5	125	6-4	165	341	160	160	30	30	
DIV. I NON-CONF.	6- 5	143	1- 0	141	341	152	152	30	30	
-----										
TOTALS	RPI 1-25	RPI 26-50	W-L RECORDS	RPI 51-100	RPI 101-150	RPI 150+				
7- 5	0- 0	0- 2	OVERALL	0- 0	0- 1	7- 2				
2- 2	0- 0	0- 1	HOME	0- 0	0- 0	2- 1				
4- 2	0- 0	0- 1	AWAY	0- 0	0- 0	4- 1				
1- 1	0- 0	0- 0	NEUTRAL	0- 0	0- 1	1- 0				
6- 5	0- 0	0- 2	NON-CONFERENCE	0- 0	0- 1	6- 2				
1- 2	0- 0	0- 1	HOME	0- 0	0- 0	1- 1				
4- 2	0- 0	0- 1	AWAY	0- 0	0- 0	4- 1				
1- 1	0- 0	0- 0	NEUTRAL	0- 0	0- 1	1- 0				
1- 0	0- 0	0- 0	CONFERENCE	0- 0	0- 0	1- 0				
1- 0	0- 0	0- 0	HOME	0- 0	0- 0	1- 0				
0- 0	0- 0	0- 0	AWAY	0- 0	0- 0	0- 0				
0- 0	0- 0	0- 0	NEUTRAL	0- 0	0- 0	0- 0				

RPI 1-25				RPI 26-50				RPI 51-100				RPI 101+ Team's RPI: 160			
RPI	S	Opponent	Score	RPI	S	Opponent	Score	RPI	S	Opponent	Score	RPI	S	Opponent	Score
				44	A	New Mexico	58 83					123	N	South Alabama	67 68
				44	H	New Mexico	50 75					155	H	Denver	66 64
												158	H	Abilene Christian	46 58
												194	A	UC Riverside	64 65
												270	H	California Baptist	76 69
												279	A	UTEP	69 65
												288	A	Western Mich.	66 54
												291	A	UC Santa Barbara	81 73
												292	A	A&M-Corpus Christi	67 65
												350	N	Alcorn	82 64
LAST 12 Division I GAMES:															
				350	N	Alcorn	82 64	194	A	UC Riverside	64 65				
				270	H	California Baptist	76 69	123	N	South Alabama	67 68				
				291	A	UC Santa Barbara	81 73	292	A	A&M-Corpus Christi	67 65				
				158	H	Abilene Christian	46 58	44	H	New Mexico	50 75				
				279	A	UTEP	69 65	155	H	Denver	66 64				
				288	A	Western Mich.	66 54	44	A	New Mexico	58 83				

Non-Div I Games: Tex. Permian Basin 70 38 Northern N.M. 101 51

New Mexico St.



Average RPI	Win:	296	WON-LOST	WINNING	LAST 10	STRENGTH OF	OPP. STRENGTH	TEAM	ADJ.	CONF.	ADJ CONF.
Average RPI	Loss:	149	RECORD	PCT. RANK	GAMES	SCHEDULE	OF SCHEDULE	RPI	RPI	RPI	RPI
DIV. I ONLY		1- 8		325	3-7	132	269	276	276	25	25
DIV. I NON-CONF.		1- 5		311	0- 0	66	289	211	211	22	22
<hr/>											
TOTALS	RPI 1-25		RPI 26-50		W-L RECORDS	RPI 51-100		RPI 101-150		RPI 150+	
1- 8	0- 0		0- 1		OVERALL	0- 2		0- 1		1- 4	
0- 3	0- 0		0- 0		HOME	0- 1		0- 0		0- 2	
1- 5	0- 0		0- 1		AWAY	0- 1		0- 1		1- 2	
0- 0	0- 0		0- 0		NEUTRAL	0- 0		0- 0		0- 0	
1- 5	0- 0		0- 1		NON-CONFERENCE	0- 1		0- 1		1- 2	
0- 1	0- 0		0- 0		HOME	0- 0		0- 0		0- 1	
1- 4	0- 0		0- 1		AWAY	0- 1		0- 1		1- 1	
0- 0	0- 0		0- 0		NEUTRAL	0- 0		0- 0		0- 0	
0- 3	0- 0		0- 0		CONFERENCE	0- 1		0- 0		0- 2	
0- 2	0- 0		0- 0		HOME	0- 1		0- 0		0- 1	
0- 1	0- 0		0- 0		AWAY	0- 0		0- 0		0- 1	
0- 0	0- 0		0- 0		NEUTRAL	0- 0		0- 0		0- 0	

RPI 1-25				RPI 26-50				RPI 51-100				RPI 101+				Team's RPI: 276	
RPI	S	Opponent	Score	RPI	S	Opponent	Score	RPI	S	Opponent	Score	RPI	S	Opponent	Score		
				26	A	Miami (FL)	38 78	67	H	Lamar University	57 79	105	A	Rice	56 67		
								82	A	Pittsburgh	38 90	152	A	Xavier	45 61		
												158	H	Abilene Christian	52 59		
												282	A	Houston Baptist	74 83		
												296	A	Memphis	66 59		
												319	H	La. -Monroe	44 57		
LAST 12 Division I GAMES:																	
				67	H	Lamar University	57 79	152	A	Xavier	45 61						
				282	A	Houston Baptist	74 83	26	A	Miami (FL)	38 78						
				158	H	Abilene Christian	52 59	296	A	Memphis	66 59						
								105	A	Rice	56 67						
								319	H	La. -Monroe	44 57						
								82	A	Pittsburgh	38 90						

Non-Div I Games: Dillard 68 59 Centenary (LA) 104 42 Trinity Baptist 93 38

New Orleans



Average RPI Win:	291	WON-LOST	WINNING	LAST 10	STRENGTH OF	OPP. STRENGTH	TEAM	ADJ.	CONF.	ADJ CONF.
Average RPI Loss:	130	RECORD	PCT. RANK	GAMES	SCHEDULE	OF SCHEDULE	RPI	RPI	RPI	RPI
DIV. I ONLY	5- 9	241	5-5	227	155	263	263	27	27	
DIV. I NON-CONF.	4- 8	241	1- 0	220	120	263	263	28	28	
-----										
TOTALS	RPI 1-25	RPI 26-50	W-L RECORDS	RPI 51-100	RPI 101-150	RPI 150+				
5- 9	0- 2	0- 0	OVERALL	0- 2	0- 2	5- 3				
4- 3	0- 0	0- 0	HOME	0- 1	0- 0	4- 2				
0- 5	0- 2	0- 0	AWAY	0- 1	0- 1	0- 1				
1- 1	0- 0	0- 0	NEUTRAL	0- 0	0- 1	1- 0				
4- 8	0- 2	0- 0	NON-CONFERENCE	0- 1	0- 2	4- 3				
3- 2	0- 0	0- 0	HOME	0- 0	0- 0	3- 2				
0- 5	0- 2	0- 0	AWAY	0- 1	0- 1	0- 1				
1- 1	0- 0	0- 0	NEUTRAL	0- 0	0- 1	1- 0				
1- 1	0- 0	0- 0	CONFERENCE	0- 1	0- 0	1- 0				
1- 1	0- 0	0- 0	HOME	0- 1	0- 0	1- 0				
0- 0	0- 0	0- 0	AWAY	0- 0	0- 0	0- 0				
0- 0	0- 0	0- 0	NEUTRAL	0- 0	0- 0	0- 0				

RPI	S	Opponent	Score	RPI	S	Opponent	Score	RPI	S	Opponent	Score	RPI	S	Opponent	Score	Team's RPI: 263
2	A	Iowa St.	35 95					53	A	Buffalo	61 88	119	N	Yale	64 67	
5	A	Syracuse	45 94					96	H	Marist	58 87	150	A	West Virginia	32 84	
												220	H	Howard	61 68	
												235	H	St. Bonaventure	48 76	
												251	H	Binghamton	79 72	
												262	H	Colgate	74 69	
												267	H	Coppin St.	71 69	
												289	A	Saint Joseph's	54 68	
												332	N	Morgan St.	67 57	
												343	H	Manhattan	61 51	
-----																
LAST 12 Division I GAMES:																
332	N	Morgan St.	67 57	5	A	Syracuse	45 94	267	H	Coppin St.	71 69	251	H	Binghamton	79 72	
119	N	Yale	64 67	267	H	Coppin St.	71 69	220	H	Howard	61 68	289	A	Saint Joseph's	54 68	
343	H	Manhattan	61 51	251	H	Binghamton	79 72	53	A	Buffalo	61 88					
96	H	Marist	58 87													
262	H	Colgate	74 69													
150	A	West Virginia	32 84													

Non-Div I Games:

Niagara



Average RPI Win:	291	WON-LOST	WINNING	LAST 10	STRENGTH OF	OPP. STRENGTH	TEAM	ADJ.	CONF.	ADJ CONF.
Average RPI Loss:	79	RECORD	PCT. RANK	GAMES	SCHEDULE	OF SCHEDULE	RPI	RPI	RPI	RPI
DIV. I ONLY	6- 7	188	7-3	228	157	179	179	25	25	
DIV. I NON-CONF.	4- 6	212	0- 1	161	137	165	165	22	22	
-----										
TOTALS	RPI 1-25	RPI 26-50	W-L RECORDS	RPI 51-100	RPI 101-150	RPI 150+				
6- 7	0- 1	0- 2	OVERALL	0- 2	0- 1	6- 1				
3- 0	0- 0	0- 0	HOME	0- 0	0- 0	3- 0				
2- 6	0- 1	0- 2	AWAY	0- 2	0- 1	2- 0				
1- 1	0- 0	0- 0	NEUTRAL	0- 0	0- 0	1- 1				
4- 6	0- 1	0- 1	NON-CONFERENCE	0- 2	0- 1	4- 1				
1- 0	0- 0	0- 0	HOME	0- 0	0- 0	1- 0				
2- 5	0- 1	0- 1	AWAY	0- 2	0- 1	2- 0				
1- 1	0- 0	0- 0	NEUTRAL	0- 0	0- 0	1- 1				
2- 1	0- 0	0- 1	CONFERENCE	0- 0	0- 0	2- 0				
2- 0	0- 0	0- 0	HOME	0- 0	0- 0	2- 0				
0- 1	0- 0	0- 1	AWAY	0- 0	0- 0	0- 0				
0- 0	0- 0	0- 0	NEUTRAL	0- 0	0- 0	0- 0				

RPI 1-25				RPI 26-50				RPI 51-100				RPI 101+ Team's RPI: 179			
RPI	S	Opponent	Score	RPI	S	Opponent	Score	RPI	S	Opponent	Score	RPI	S	Opponent	Score
4	A	Bayl or	39 100	46	A	Auburn	59 80	52	A	LSU	44 76	125	A	Texas St.	67 72
				48	A	SFA	62 70	72	A	Tul ane	46 71	207	N	Del aware	56 71
												257	N	Texas Southern	58 57
												260	H	Missi ssi ppi Val .	72 47
												279	A	UTEP	58 56
												298	H	Incarnate Word	86 62
												319	A	La. -Monroe	55 54
												334	H	Northwestern St.	97 86
LAST 12 Division I GAMES:															
207	N	Del aware	56 71	319	A	La. -Monroe	55 54	72	A	Tul ane	46 71	260	H	Missi ssi ppi Val .	72 47
125	A	Texas St.	67 72	72	A	Tul ane	46 71	257	N	Texas Southern	58 57	279	A	UTEP	58 56
48	A	SFA	62 70	260	H	Missi ssi ppi Val .	72 47	298	H	Incarnate Word	86 62	319	A	La. -Monroe	55 54
298	H	Incarnate Word	86 62	257	N	Texas Southern	58 57	334	H	Northwestern St.	97 86	52	A	LSU	44 76
334	H	Northwestern St.	97 86	46	A	Auburn	59 80								

Non-Div I Games: Southern-N.O. 86 49 William Carey 86 45

Nicholls St.



Average RPI Win:	303	WON-LOST	WINNING	LAST 10	STRENGTH OF	OPP. STRENGTH	TEAM	ADJ.	CONF.	ADJ CONF.
Average RPI Loss:	164	RECORD	PCT. RANK	GAMES	SCHEDULE	OF SCHEDULE	RPI	RPI	RPI	RPI
DIV. I ONLY	5- 8	229	5-5	323	228	302	302	32	32	
DIV. I NON-CONF.	3- 8	267	1- 0	260	210	293	293	32	32	
-----										
TOTALS	RPI 1-25	RPI 26-50	W-L RECORDS	RPI 51-100	RPI 101-150	RPI 150+				
5- 8	0- 0	0- 0	OVERALL	0- 2	0- 2	5- 4				
4- 2	0- 0	0- 0	HOME	0- 0	0- 1	4- 1				
0- 6	0- 0	0- 0	AWAY	0- 2	0- 1	0- 3				
1- 0	0- 0	0- 0	NEUTRAL	0- 0	0- 0	1- 0				
3- 8	0- 0	0- 0	NON-CONFERENCE	0- 2	0- 2	3- 4				
2- 2	0- 0	0- 0	HOME	0- 0	0- 1	2- 1				
0- 6	0- 0	0- 0	AWAY	0- 2	0- 1	0- 3				
1- 0	0- 0	0- 0	NEUTRAL	0- 0	0- 0	1- 0				
2- 0	0- 0	0- 0	CONFERENCE	0- 0	0- 0	2- 0				
2- 0	0- 0	0- 0	HOME	0- 0	0- 0	2- 0				
0- 0	0- 0	0- 0	AWAY	0- 0	0- 0	0- 0				
0- 0	0- 0	0- 0	NEUTRAL	0- 0	0- 0	0- 0				

RPI 1-25				RPI 26-50				RPI 51-100				RPI 101+				Team's RPI: 302
RPI	S	Opponent	Score	RPI	S	Opponent	Score	RPI	S	Opponent	Score	RPI	S	Opponent	Score	
								61	A	Old Domini on	53 69	111	A	Lehigh	41 62	
								93	A	Wake Forest	61 63	137	H	William & Mary	44 55	
												183	A	High Point	51 83	
												227	H	Navy	65 58	
												231	A	Ole Miss	42 60	
												242	H	Campbel l	49 57	
												256	A	La Salle	52 62	
												271	N	Liberty	66 53	
												329	H	Florida A&M	60 58	
												344	H	Longwood	74 42	
												346	H	Delaware St.	63 50	
LAST 12 Division I GAMES:																
271	N	Liberty	66 53	344	H	Longwood	74 42									
329	H	Florida A&M	60 58	256	A	La Salle	52 62									
346	H	Delaware St.	63 50	111	A	Lehigh	41 62									
93	A	Wake Forest	61 63	242	H	Campbel l	49 57									
137	H	William & Mary	44 55	227	H	Navy	65 58									
183	A	High Point	51 83	61	A	Old Domini on	53 69									

Non-Div I Games: Cheyney 93 40 Saint Augustine's 71 38

Norfolk St.



Average RPI Win: 243

Average RPI Loss: 122

WON-LOST  
RECORDWINNING  
PCT. RANKLAST 10  
GAMESSTRENGTH OF  
SCHEDULEOPP. STRENGTH  
OF SCHEDULETEAM  
RPIADJ.  
RPICONF.  
RPIADJ CONF.  
RPIDIV. I ONLY  
DIV. I NON-CONF.6- 2  
5- 155  
378-2  
0- 0338  
345106  
57167  
151167  
15126  
2726  
27

TOTALS

RPI 1-25

RPI 26-50

W-L RECORDS

RPI 51-100

RPI 101-150

RPI 150+

6- 2  
1- 1  
4- 1  
1- 00- 0  
0- 0  
0- 0  
0- 00- 0  
0- 0  
0- 0  
0- 0OVERALL  
HOME  
AWAY  
NEUTRAL0- 1  
0- 1  
0- 0  
0- 00- 0  
0- 0  
0- 0  
0- 06- 1  
1- 0  
4- 1  
1- 05- 1  
1- 0  
3- 1  
1- 00- 0  
0- 0  
0- 0  
0- 00- 0  
0- 0  
0- 0  
0- 0NON-CONFERENCE  
HOME  
AWAY  
NEUTRAL0- 0  
0- 0  
0- 0  
0- 00- 0  
0- 0  
0- 0  
0- 05- 1  
1- 0  
3- 1  
1- 01- 1  
0- 1  
1- 0  
0- 00- 0  
0- 0  
0- 0  
0- 00- 0  
0- 0  
0- 0  
0- 0CONFERENCE  
HOME  
AWAY  
NEUTRAL0- 1  
0- 1  
0- 0  
0- 00- 0  
0- 0  
0- 0  
0- 01- 0  
0- 0  
1- 0  
0- 0

RPI 1-25

RPI S Opponent Score

RPI 26-50

RPI S Opponent Score

RPI 51-100

RPI S Opponent Score  
92 H FGCU 52 68

RPI 101+

Team's RPI: 167

RPI	S	Opponent	Score
152	A	Xavier	81 94
170	A	Vanderbilt	74 71
206	N	Southeast Mo. St.	80 67
222	H	Alabama St.	68 42
260	A	Mississippi Val.	86 72
278	A	North Florida	70 64
321	A	Western Caro.	89 66

LAST 12 Division I GAMES:

92	H	FGCU	52	68	222	H	Alabama St.	68	42
278	A	North Florida	70	64	170	A	Vanderbilt	74	71
260	A	Mississippi Val.	86	72					
152	A	Xavier	81	94					
321	A	Western Caro.	89	66					
206	N	Southeast Mo. St.	80	67					

N  
o  
r  
t  
h  
A  
l  
a  
.N  
o  
r  
t  
h  
A  
l  
a  
.

Non-Div I Games:

Stillman

99 43

Martin Methodist

79 48

Lane

98 57

Blue Mountain (MS) 70 42

North Ala.

Loss, Non-Conf, S Site, H Home A Away N Neutral



Average RPI Win:	157	WON-LOST	WINNING	LAST 10	STRENGTH OF	OPP. STRENGTH	TEAM	ADJ.	CONF.	ADJ CONF.
Average RPI Loss:	62	RECORD	PCT. RANK	GAMES	SCHEDULE	OF SCHEDULE	RPI	RPI	RPI	RPI
DIV. I ONLY	9- 7	138	4-6	7	154	41	41	1	1	
DIV. I NON-CONF.	9- 5	105	0- 0	25	177	47	47	1	1	
-----										
TOTALS	RPI 1-25	RPI 26-50	W-L RECORDS	RPI 51-100	RPI 101-150	RPI 150+				
9- 7	0- 2	1- 2	OVERALL	1- 2	2- 0	5- 1				
5- 2	0- 1	0- 0	HOME	1- 1	0- 0	4- 0				
1- 3	0- 1	0- 0	AWAY	0- 1	0- 0	1- 1				
3- 2	0- 0	1- 2	NEUTRAL	0- 0	2- 0	0- 0				
9- 5	0- 0	1- 2	NON-CONFERENCE	1- 2	2- 0	5- 1				
5- 1	0- 0	0- 0	HOME	1- 1	0- 0	4- 0				
1- 2	0- 0	0- 0	AWAY	0- 1	0- 0	1- 1				
3- 2	0- 0	1- 2	NEUTRAL	0- 0	2- 0	0- 0				
0- 2	0- 2	0- 0	CONFERENCE	0- 0	0- 0	0- 0				
0- 1	0- 1	0- 0	HOME	0- 0	0- 0	0- 0				
0- 1	0- 1	0- 0	AWAY	0- 0	0- 0	0- 0				
0- 0	0- 0	0- 0	NEUTRAL	0- 0	0- 0	0- 0				

RPI 1-25				RPI 26-50				RPI 51-100				RPI 101+			
RPI	S	Opponent	Score	RPI	S	Opponent	Score	RPI	S	Opponent	Score	RPI	S	Opponent	Score
8	A	Louisville	66 73	27	N	Kentucky	75 85	79	H	Maine	73 85	105	N	Rice	71 50
22	H	Florida St.	63 64	29	N	UCLA	83 49	89	A	Colorado	74 86	147	N	South Fla.	71 69
				46	N	Auburn	81 86	100	H	Kent St.	73 60	162	H	UNCW	82 55
												163	H	VCU	59 47
												166	A	Ohio St.	69 76
												172	A	Elon	100 69
												220	H	Howard	85 63
												317	H	UNC Greensboro	83 62
-----															
LAST 12 Division I GAMES:															
105	N	Rice	71 50	22	H	Florida St.	63 64	8	A	Louisville	66 73	220	H	Howard	85 63
317	H	UNC Greensboro	83 62	46	N	Auburn	81 86	147	N	South Fla.	71 69	29	N	UCLA	83 49
162	H	UNCW	82 55	79	H	Maine	73 85								
79	H	Maine	73 85	166	A	Ohio St.	69 76								
27	N	Kentucky	75 85												

Non-Div I Games:

North Carolina



Average RPI Win:	262	WON-LOST	WINNING	LAST 10	STRENGTH OF	OPP. STRENGTH	TEAM	ADJ.	CONF.	ADJ CONF.
Average RPI Loss:	120	RECORD	PCT. RANK	GAMES	SCHEDULE	OF SCHEDULE	RPI	RPI	RPI	RPI
DIV. I ONLY	7- 9	201	6-4	205	146	171	171	18	18	
DIV. I NON-CONF.	4- 8	241	0- 0	153	75	175	175	15	15	
-----										
TOTALS	RPI 1-25	RPI 26-50	W-L RECORDS	RPI 51-100	RPI 101-150	RPI 150+				
7- 9	0- 2	0- 0	OVERALL	0- 2	0- 0	7- 5				
2- 1	0- 0	0- 0	HOME	0- 0	0- 0	2- 1				
3- 8	0- 2	0- 0	AWAY	0- 2	0- 0	3- 4				
2- 0	0- 0	0- 0	NEUTRAL	0- 0	0- 0	2- 0				
4- 8	0- 2	0- 0	NON-CONFERENCE	0- 2	0- 0	4- 4				
0- 1	0- 0	0- 0	HOME	0- 0	0- 0	0- 1				
2- 7	0- 2	0- 0	AWAY	0- 2	0- 0	2- 3				
2- 0	0- 0	0- 0	NEUTRAL	0- 0	0- 0	2- 0				
3- 1	0- 0	0- 0	CONFERENCE	0- 0	0- 0	3- 1				
2- 0	0- 0	0- 0	HOME	0- 0	0- 0	2- 0				
1- 1	0- 0	0- 0	AWAY	0- 0	0- 0	1- 1				
0- 0	0- 0	0- 0	NEUTRAL	0- 0	0- 0	0- 0				

RPI 1-25				RPI 26-50				RPI 51-100				RPI 101+ Team's RPI: 171			
RPI	S	Opponent	Score	RPI	S	Opponent	Score	RPI	S	Opponent	Score	RPI	S	Opponent	Score
2	A	Iowa St.	35 87					64	A	UNI	60 64	155	A	Denver	66 87
5	A	Syracuse	49 85					84	A	Penn St.	68 75	164	A	Oral Roberts	75 67
												168	A	Illinois St.	55 67
												186	A	Rhode Island	63 77
												188	A	Massachusetts	59 52
												197	H	Milwaukee	46 64
												219	A	Stetson	63 74
												241	N	San Francisco	100 97
												288	N	Western Mich.	62 50
												304	H	Omaha	68 57
												310	A	Valparaiso	62 56
												342	H	Purdue Fort Wayne	79 60
-----															
LAST 12 Division I GAMES:															
241	N	San Francisco	100 97	304	H	Omaha	68 57								
288	N	Western Mich.	62 50	155	A	Denver	66 87								
219	A	Stetson	63 74	164	A	Oral Roberts	75 67								
2	A	Iowa St.	35 87	342	H	Purdue Fort Wayne	79 60								
197	H	Milwaukee	46 64	188	A	Massachusetts	59 52								
64	A	UNI	60 64	186	A	Rhode Island	63 77								

Non-Div I Games: Mayville St. 84 50

North Dakota



Average RPI Win:	319	WON-LOST	WINNING	LAST 10	STRENGTH OF	OPP. STRENGTH	TEAM	ADJ.	CONF.	ADJ CONF.
Average RPI Loss:	154	RECORD	PCT. RANK	GAMES	SCHEDULE	OF SCHEDULE	RPI	RPI	RPI	RPI
DIV. I ONLY	3- 11	295	2-8	292	192	323	323	18	18	
DIV. I NON-CONF.	2- 9	297	0- 0	282	162	327	327	15	15	
-----										
TOTALS	RPI 1-25	RPI 26-50	W-L RECORDS	RPI 51-100	RPI 101-150	RPI 150+				
3- 11	0- 1	0- 0	OVERALL	0- 3	0- 1	3- 6				
2- 4	0- 1	0- 0	HOME	0- 1	0- 0	2- 2				
1- 5	0- 0	0- 0	AWAY	0- 2	0- 1	1- 2				
0- 2	0- 0	0- 0	NEUTRAL	0- 0	0- 0	0- 2				
2- 9	0- 0	0- 0	NON-CONFERENCE	0- 3	0- 1	2- 5				
1- 3	0- 0	0- 0	HOME	0- 1	0- 0	1- 2				
1- 4	0- 0	0- 0	AWAY	0- 2	0- 1	1- 1				
0- 2	0- 0	0- 0	NEUTRAL	0- 0	0- 0	0- 2				
1- 2	0- 1	0- 0	CONFERENCE	0- 0	0- 0	1- 1				
1- 1	0- 1	0- 0	HOME	0- 0	0- 0	1- 0				
0- 1	0- 0	0- 0	AWAY	0- 0	0- 0	0- 1				
0- 0	0- 0	0- 0	NEUTRAL	0- 0	0- 0	0- 0				

RPI 1-25				RPI 26-50				RPI 51-100				RPI 101+				Team's RPI: 323
RPI	S	Opponent	Score	RPI	S	Opponent	Score	RPI	S	Opponent	Score	RPI	S	Opponent	Score	
16	H	South Dakota	41 <b>67</b>					54	A	Paci fi c	68 <b>75</b>	142	A	Wi sconsi n	53 <b>64</b>	
								80	H	Creighton	51 <b>86</b>	177	N	North Texas	78 <b>92</b>	
								85	A	Northern Ill.	63 <b>81</b>	182	H	UMKC	59 <b>69</b>	
												197	H	Mi lwaukee	55 <b>57</b>	
												219	A	Stetson	59 <b>60</b>	
												241	N	San Franci sco	42 <b>75</b>	
												304	A	Omaha	61 <b>78</b>	
												306	H	New Hampshi re	56 51	
												310	A	Val parai so	51 48	
												342	H	Purdue Fort Wayne	70 54	
LAST 12 Division I GAMES:																
241	N	San Franci sco	42 <b>75</b>	304	A	Omaha	61 <b>78</b>	16	H	South Dakota	41 <b>67</b>	342	H	Purdue Fort Wayne	70 54	
310	A	Val parai so	51 48	219	A	Stetson	59 <b>60</b>	54	A	Paci fi c	68 <b>75</b>	142	A	Wi sconsi n	53 <b>64</b>	
197	H	Mi lwaukee	55 <b>57</b>	85	A	Northern Ill.	63 <b>81</b>									
182	H	UMKC	59 <b>69</b>	177	N	North Texas	78 <b>92</b>									

Non-Div I Games: Mayville St. 49 43

North Dakota St.



Average RPI Win:	329	WON-LOST	WINNING	LAST 10	STRENGTH OF	OPP. STRENGTH	TEAM	ADJ.	CONF.	ADJ CONF.
Average RPI Loss:	154	RECORD	PCT. RANK	GAMES	SCHEDULE	OF SCHEDULE	RPI	RPI	RPI	RPI
DIV. I ONLY	4- 7	238	4-6	284	268	278	278	26	26	
DIV. I NON-CONF.	3- 6	241	0- 0	284	210	297	297	27	27	
-----										
TOTALS	RPI 1-25	RPI 26-50	W-L RECORDS	RPI 51-100	RPI 101-150	RPI 150+				
4- 7	0- 2	0- 0	OVERALL	0- 0	0- 0	4- 5				
3- 2	0- 0	0- 0	HOME	0- 0	0- 0	3- 2				
1- 5	0- 2	0- 0	AWAY	0- 0	0- 0	1- 3				
0- 0	0- 0	0- 0	NEUTRAL	0- 0	0- 0	0- 0				
3- 6	0- 2	0- 0	NON-CONFERENCE	0- 0	0- 0	3- 4				
3- 1	0- 0	0- 0	HOME	0- 0	0- 0	3- 1				
0- 5	0- 2	0- 0	AWAY	0- 0	0- 0	0- 3				
0- 0	0- 0	0- 0	NEUTRAL	0- 0	0- 0	0- 0				
1- 1	0- 0	0- 0	CONFERENCE	0- 0	0- 0	1- 1				
0- 1	0- 0	0- 0	HOME	0- 0	0- 0	0- 1				
1- 0	0- 0	0- 0	AWAY	0- 0	0- 0	1- 0				
0- 0	0- 0	0- 0	NEUTRAL	0- 0	0- 0	0- 0				

RPI	S	Opponent	Score
12	A	Indiana	52 75
22	A	Florida St.	53 74

RPI	S	Opponent	Score
-----	---	----------	-------

RPI	S	Opponent	Score
-----	---	----------	-------

RPI	S	Opponent	Score	Team's RPI: 278
167	H	North Ala.	64 70	
175	A	Colorado St.	59 61	
213	A	Bethune-Cookman	60 76	
231	A	Ole Miss	69 82	
261	H	Alabama A&M	62 63	
315	H	FIU	62 53	
324	A	Lipscomb	68 53	
329	H	Florida A&M	64 53	
348	H	Charleston So.	82 76	

## LAST 12 Division I GAMES:

213	A	Bethune-Cookman	60 76	324	A	Lipscomb	68 53
315	H	FIU	62 53	167	H	North Ala.	64 70
175	A	Colorado St.	59 61	231	A	Ole Miss	69 82
348	H	Charleston So.	82 76	261	H	Alabama A&M	62 63
12	A	Indiana	52 75	22	A	Florida St.	53 74
329	H	Florida A&M	64 53				

Non-Div I Games: Trinity Baptist 99 40 Warner 67 36

North Florida



Average RPI Win:	247	WON-LOST	WINNING	LAST 10	STRENGTH OF	OPP. STRENGTH	TEAM	ADJ.	CONF.	ADJ CONF.
Average RPI Loss:	105	RECORD	PCT. RANK	GAMES	SCHEDULE	OF SCHEDULE	RPI	RPI	RPI	RPI
DIV. I ONLY	6- 5	144	8-2	203	160	177	177	17	17	
DIV. I NON-CONF.	4- 5	190	0- 0	222	138	245	245	19	19	
<hr/>										
TOTALS	RPI 1-25	RPI 26-50	W-L RECORDS	RPI 51-100	RPI 101-150	RPI 150+				
6- 5	0- 0	0- 3	OVERALL	0- 0	1- 0	5- 2				
3- 2	0- 0	0- 1	HOME	0- 0	1- 0	2- 1				
2- 2	0- 0	0- 1	AWAY	0- 0	0- 0	2- 1				
1- 1	0- 0	0- 1	NEUTRAL	0- 0	0- 0	1- 0				
4- 5	0- 0	0- 3	NON-CONFERENCE	0- 0	1- 0	3- 2				
3- 2	0- 0	0- 1	HOME	0- 0	1- 0	2- 1				
0- 2	0- 0	0- 1	AWAY	0- 0	0- 0	0- 1				
1- 1	0- 0	0- 1	NEUTRAL	0- 0	0- 0	1- 0				
2- 0	0- 0	0- 0	CONFERENCE	0- 0	0- 0	2- 0				
0- 0	0- 0	0- 0	HOME	0- 0	0- 0	0- 0				
2- 0	0- 0	0- 0	AWAY	0- 0	0- 0	2- 0				
0- 0	0- 0	0- 0	NEUTRAL	0- 0	0- 0	0- 0				

RPI 1-25				RPI 26-50				RPI 51-100				RPI 101+ Team's RPI: 177			
RPI	S	Opponent	Score	RPI	S	Opponent	Score	RPI	S	Opponent	Score	RPI	S	Opponent	Score
				36	H	Texas	54 64					143	H	Missouri St.	83 76
				38	N	Wyoming	49 53					154	H	Utah St.	41 57
				49	A	Kansas St.	42 60					189	A	Louisiana Tech	65 54
												246	A	SMU	66 73
												247	A	Southern Miss.	62 48
												282	H	Houston Baptist	100 75
												300	H	CSU Bakersfield	71 59
												323	N	North Dakota St.	92 78
<hr/>															
LAST 12 Division I GAMES:															
				143	H	Missouri St.	83 76	247	A	Southern Miss.	62 48				
				246	A	SMU	66 73	189	A	Louisiana Tech	65 54				
				323	N	North Dakota St.	92 78	300	H	CSU Bakersfield	71 59				
				38	N	Wyoming	49 53	154	H	Utah St.	41 57				
				49	A	Kansas St.	42 60	282	H	Houston Baptist	100 75				
				36	H	Texas	54 64								

Non-Div I Games: Mid-Amer. Christian 82 35 Xavier (LA) 59 46 Okla. Panhandle 93 52

North Texas



Northeastern				Through Games of Sun. 7/ 2017							
Average RPI	Win:	170	WON-LOST	WINNING	LAST 10	STRENGTH OF	OPP. STRENGTH	TEAM	ADJ.	CONF.	ADJ CONF.
Loss:	96	RECORD	PCT. RANK	GAMES	SCHEDULE	OF SCHEDULE	RPI	RPI	RPI	RPI	RPI
DIV. I ONLY		12- 1	13	9-1		146	117	25	25	12	12
DIV. I NON-CONF.		10- 1	19	0- 0		155	105	24	24	14	14
-----											
TOTALS	RPI 1-25		RPI 26-50		W-L RECORDS		RPI 51-100		RPI 101-150		RPI 150+
12- 1	0- 0		0- 0		OVERALL		2- 1		4- 0		6- 0
8- 0	0- 0		0- 0		HOME		1- 0		3- 0		4- 0
4- 1	0- 0		0- 0		AWAY		1- 1		1- 0		2- 0
0- 0	0- 0		0- 0		NEUTRAL		0- 0		0- 0		0- 0
10- 1	0- 0		0- 0		NON-CONFERENCE		2- 1		3- 0		5- 0
6- 0	0- 0		0- 0		HOME		1- 0		2- 0		3- 0
4- 1	0- 0		0- 0		AWAY		1- 1		1- 0		2- 0
0- 0	0- 0		0- 0		NEUTRAL		0- 0		0- 0		0- 0
2- 0	0- 0		0- 0		CONFERENCE		0- 0		1- 0		1- 0
2- 0	0- 0		0- 0		HOME		0- 0		1- 0		1- 0
0- 0	0- 0		0- 0		AWAY		0- 0		0- 0		0- 0
0- 0	0- 0		0- 0		NEUTRAL		0- 0		0- 0		0- 0

RPI	S	Opponent	RPI	S	Opponent	Score
76	A	Dayton	84	79		
79	H	Maine	63	55		
96	A	Marist	84	90		

RPI	S	Opponent	Score
114	H	Fordham	58 54
130	A	Providence	65 59
137	H	William & Mary	88 74
138	H	Boston U.	81 51
172	H	Elon	79 71
188	H	Massachusetts	53 52
192	H	Air Force	54 41
226	A	Florida	79 66
285	A	Fairfield	59 50
306	H	New Hampshire	69 54

LAST 12 Division I GAMES:	
188 H Massachusetts	53 52
226 A Florida	79 66
192 H Air Force	54 41
306 H New Hampshire	69 54
76 A Dayton	84 79
114 H Fordham	58 54
137 H William & Mary	88 74
172 H Elon	79 71
79 H Maine	63 55
96 A Marist	84 90
130 A Providence	65 59
285 A Fairfield	59 50

Non-Div I Games:

Northeastern



Average RPI Win:	230	WON-LOST	WINNING	LAST 10	STRENGTH OF	OPP. STRENGTH	TEAM	ADJ.	CONF.	ADJ CONF.
Average RPI Loss:	116	RECORD	PCT. RANK	GAMES	SCHEDULE	OF SCHEDULE	RPI	RPI	RPI	RPI
DIV. I ONLY	5- 8	229	3-7	197	134	205	205	14	14	
DIV. I NON-CONF.	4- 5	190	0- 1	164	121	179	179	11	11	
-----										
TOTALS	RPI 1-25	RPI 26-50	W-L RECORDS	RPI 51-100	RPI 101-150	RPI 150+				
5- 8	0- 0	0- 1	OVERALL	1- 2	1- 3	3- 2				
3- 2	0- 0	0- 1	HOME	0- 0	1- 1	2- 0				
2- 5	0- 0	0- 0	AWAY	1- 2	0- 2	1- 1				
0- 1	0- 0	0- 0	NEUTRAL	0- 0	0- 0	0- 1				
4- 5	0- 0	0- 1	NON-CONFERENCE	1- 1	1- 1	2- 2				
2- 1	0- 0	0- 1	HOME	0- 0	1- 0	1- 0				
2- 3	0- 0	0- 0	AWAY	1- 1	0- 1	1- 1				
0- 1	0- 0	0- 0	NEUTRAL	0- 0	0- 0	0- 1				
1- 3	0- 0	0- 0	CONFERENCE	0- 1	0- 2	1- 0				
1- 1	0- 0	0- 0	HOME	0- 0	0- 1	1- 0				
0- 2	0- 0	0- 0	AWAY	0- 1	0- 1	0- 0				
0- 0	0- 0	0- 0	NEUTRAL	0- 0	0- 0	0- 0				

RPI	S	Opponent	Score	RPI	S	Opponent	Score	RPI	S	Opponent	Score	RPI	S	Opponent	Score	Team's RPI: 205
44	H	New Mexico	55 84	58	A	Arizona	47 71	104	H	Idaho St.	69 80	110	H	Fresno St.	86 73	
				75	A	Montana	62 78	112	A	Montana St.	70 80	115	A	Washington	59 81	
				95	A	Loyola Marymount	63 62	175	A	Colorado St.	54 65	246	N	SMU	48 55	
								270	H	California Baptist	91 88	338	A	Seattle U	65 58	
								339	H	Weber St.	74 64					
LAST 12 Division I GAMES:																
44	H	New Mexico	55 84	246	N	SMU	48 55	104	H	Idaho St.	69 80	339	H	Weber St.	74 64	
175	A	Colorado St.	54 65	112	A	Montana St.	70 80	75	A	Montana	62 78					
95	A	Loyola Marymount	63 62	58	A	Arizona	47 71									
270	H	California Baptist	91 88													
115	A	Washington	59 81													
338	A	Seattle U	65 58													

Non-Div I Games:

Northern Ariz.



Average RPI	Win:	185	WON-LOST	WINNING	LAST 10	STRENGTH OF	OPP. STRENGTH	TEAM	ADJ.	CONF.	ADJ CONF.
Average RPI	Loss:	93	RECORD	PCT. RANK	GAMES	SCHEDULE	OF SCHEDULE	RPI	RPI	RPI	RPI
DIV. I ONLY		9- 4		79	8-2	171	48	62	62	14	14
DIV. I NON-CONF.		5- 4		139	0- 0	147	31	86	86	11	11
<hr/>											
TOTALS	RPI 1-25		RPI 26-50		W-L RECORDS	RPI 51-100		RPI 101-150		RPI 150+	
9- 4	0- 0		0- 1		OVERALL	0- 2		3- 0		6- 1	
5- 0	0- 0		0- 0		HOME	0- 0		2- 0		3- 0	
4- 4	0- 0		0- 1		AWAY	0- 2		1- 0		3- 1	
0- 0	0- 0		0- 0		NEUTRAL	0- 0		0- 0		0- 0	
5- 4	0- 0		0- 1		NON-CONFERENCE	0- 2		1- 0		4- 1	
3- 0	0- 0		0- 0		HOME	0- 0		1- 0		2- 0	
2- 4	0- 0		0- 1		AWAY	0- 2		0- 0		2- 1	
0- 0	0- 0		0- 0		NEUTRAL	0- 0		0- 0		0- 0	
4- 0	0- 0		0- 0		CONFERENCE	0- 0		2- 0		2- 0	
2- 0	0- 0		0- 0		HOME	0- 0		1- 0		1- 0	
2- 0	0- 0		0- 0		AWAY	0- 0		1- 0		1- 0	
0- 0	0- 0		0- 0		NEUTRAL	0- 0		0- 0		0- 0	

RPI 1-25				RPI 26-50				RPI 51-100				Team's RPI : 62				RPI 101+			
RPI	S	Opponent	Score	RPI	S	Opponent	Score	RPI	S	Opponent	Score	RPI	S	Opponent	Score	RPI	S	Opponent	Score
				37	A	BYU	50 70	52	A	LSU	57 62	124	H	Chattanooga	68 65				
								89	A	Col orado	69 77					126	H	Portland St.	79 63
																136	A	Idaho	86 72
																155	H	Denver	74 66
																175	A	Col orado St.	53 47
																192	A	Air Force	57 69
																229	A	Eastern Wash.	67 62
																234	H	Sacramento St.	82 69
																241	A	San Francis sco	68 63
																246	H	SMU	58 57
LAST 12 Di vi si on I GAMES:																			
246	H	SMU	58 57	229	A	Eastern Wash.	67 62												
192	A	Ai r Force	57 69	136	A	Idaho	86 72												
241	A	San Francis sco	68 63	126	H	Portland St.	79 63												
175	A	Col orado St.	53 47	234	H	Sacramento St.	82 69												
155	H	Denver	74 66	37	A	BYU	50 70												
52	A	LSU	57 62	124	H	Chattanooga	68 65												

Non-Div I Games:

Northern Colo.



Average RPI Win:	207	WON-LOST	WINNING	LAST 10	STRENGTH OF	OPP. STRENGTH	TEAM	ADJ.	CONF.	ADJ CONF.
Average RPI Loss:	68	RECORD	PCT. RANK	GAMES	SCHEDULE	OF SCHEDULE	RPI	RPI	RPI	RPI
DIV. I ONLY	9- 5	99	7-3	127	113	85	85	8	8	
DIV. I NON-CONF.	8- 4	91	1- 0	172	83	91	91	8	8	
-----										
TOTALS	RPI 1-25	RPI 26-50	W-L RECORDS	RPI 51-100	RPI 101-150	RPI 150+				
9- 5	0- 2	0- 0	OVERALL	1- 2	2- 0	6- 1				
7- 0	0- 0	0- 0	HOME	1- 0	2- 0	4- 0				
0- 5	0- 2	0- 0	AWAY	0- 2	0- 0	0- 1				
2- 0	0- 0	0- 0	NEUTRAL	0- 0	0- 0	2- 0				
8- 4	0- 2	0- 0	NON-CONFERENCE	1- 1	1- 0	6- 1				
6- 0	0- 0	0- 0	HOME	1- 0	1- 0	4- 0				
0- 4	0- 2	0- 0	AWAY	0- 1	0- 0	0- 1				
2- 0	0- 0	0- 0	NEUTRAL	0- 0	0- 0	2- 0				
1- 1	0- 0	0- 0	CONFERENCE	0- 1	1- 0	0- 0				
1- 0	0- 0	0- 0	HOME	0- 0	1- 0	0- 0				
0- 1	0- 0	0- 0	AWAY	0- 1	0- 0	0- 0				
0- 0	0- 0	0- 0	NEUTRAL	0- 0	0- 0	0- 0				

RPI	S	Opponent	Score	RPI	S	Opponent	Score	RPI	S	Opponent	Score	RPI	S	Opponent	Score
2	A	Iowa St.	60 70					64	H	UNI	70 59	119	H	Yale	89 80
12	A	Indiana	73 91					75	A	Montana	70 86	120	H	Miami (OH)	82 71
								100	A	Kent St.	78 87	153	A	Southern Ill.	73 82
												209	H	Eastern Ill.	78 59
												218	N	Western Ill.	86 61
												233	N	Nevada	98 69
												237	H	Brown	109 102
												323	H	North Dakota St.	81 63
												337	H	Chicago St.	114 52
-----															
LAST 12 Division I GAMES:															
337	H	Chicago St.	114 52	233	N	Nevada	98 69	64	H	UNI	70 59				
209	H	Eastern Ill.	78 59					2	A	Iowa St.	60 70				
218	N	Western Ill.	86 61					100	A	Kent St.	78 87				
153	A	Southern Ill.	73 82					120	H	Miami (OH)	82 71				
75	A	Montana	70 86					237	H	Brown	109 102				
323	H	North Dakota St.	81 63												

Non-Div I Games:

Northern Ill.



Average RPI Win:	261	WON-LOST	WINNING	LAST 10	STRENGTH OF	OPP. STRENGTH	TEAM	ADJ.	CONF.	ADJ CONF.
Average RPI Loss:	139	RECORD	PCT. RANK	GAMES	SCHEDULE	OF SCHEDULE	RPI	RPI	RPI	RPI
DIV. I ONLY	2- 11	315	2-8	159	186	281	281	19	19	
DIV. I NON-CONF.	0- 9	336	0- 0	73	247	300	300	16	16	
-----										
TOTALS	RPI 1-25	RPI 26-50	W-L RECORDS	RPI 51-100	RPI 101-150	RPI 150+				
2- 11	0- 1	0- 1	OVERALL	0- 2	0- 2	2- 5				
1- 3	0- 0	0- 1	HOME	0- 1	0- 0	1- 1				
1- 5	0- 1	0- 0	AWAY	0- 1	0- 2	1- 1				
0- 3	0- 0	0- 0	NEUTRAL	0- 0	0- 0	0- 3				
0- 9	0- 1	0- 0	NON-CONFERENCE	0- 2	0- 1	0- 5				
0- 2	0- 0	0- 0	HOME	0- 1	0- 0	0- 1				
0- 4	0- 1	0- 0	AWAY	0- 1	0- 1	0- 1				
0- 3	0- 0	0- 0	NEUTRAL	0- 0	0- 0	0- 3				
2- 2	0- 0	0- 1	CONFERENCE	0- 0	0- 1	2- 0				
1- 1	0- 0	0- 1	HOME	0- 0	0- 0	1- 0				
1- 1	0- 0	0- 0	AWAY	0- 0	0- 1	1- 0				
0- 0	0- 0	0- 0	NEUTRAL	0- 0	0- 0	0- 0				

RPI 1-25				RPI 26-50				RPI 51-100				RPI 101+				Team's RPI: 281
RPI	S	Opponent	Score	RPI	S	Opponent	Score	RPI	S	Opponent	Score	RPI	S	Opponent	Score	
8	A	Louisville	59 92	40	H	Green Bay	61 81	51	H	Belmont	53 71	107	A	IUPUI	48 70	
								100	A	Kent St.	61 62	130	A	Providence	43 48	
												161	N	Akron	60 77	
												168	H	Illinois St.	53 58	
												180	N	Pepperdine	46 51	
												197	H	Milwaukee	55 54	
												256	N	La Salle	56 74	
												325	A	UIC	67 49	
												330	A	Austin Peay	48 52	
-----																
LAST 12 Division I GAMES:																
256	N	La Salle	56 74	40	H	Green Bay	61 81	197	H	Milwaukee	55 54	107	A	IUPUI	48 70	
8	A	Louisville	59 92					325	A	UIC	67 49	180	N	Pepperdine	46 51	
168	H	Illinois St.	53 58					130	A	Providence	43 48					
330	A	Austin Peay	48 52													
51	H	Belmont	53 71													
161	N	Akron	60 77													

Non-Div I Games: Alderson Broadus 73 32

Northern Ky.



Average RPI Win:	165	WON-LOST	WINNING	LAST 10	STRENGTH OF	OPP. STRENGTH	TEAM	ADJ.	CONF.	ADJ CONF.
Average RPI Loss:	51	RECORD	PCT. RANK	GAMES	SCHEDULE	OF SCHEDULE	RPI	RPI	RPI	RPI
DIV. I ONLY	9- 6	116	4-6	75	36	83	83	4	4	
DIV. I NON-CONF.	7- 4	109	0- 1	156	36	113	113	4	4	
<hr/>										
TOTALS	RPI 1-25	RPI 26-50	W-L RECORDS	RPI 51-100	RPI 101-150	RPI 150+				
9- 6	1- 2	2- 0	OVERALL	0- 4	2- 0	4- 0				
6- 2	1- 1	1- 0	HOME	0- 1	2- 0	2- 0				
2- 3	0- 1	1- 0	AWAY	0- 2	0- 0	1- 0				
1- 1	0- 0	0- 0	NEUTRAL	0- 1	0- 0	1- 0				
7- 4	0- 1	2- 0	NON-CONFERENCE	0- 3	1- 0	4- 0				
4- 2	0- 1	1- 0	HOME	0- 1	1- 0	2- 0				
2- 1	0- 0	1- 0	AWAY	0- 1	0- 0	1- 0				
1- 1	0- 0	0- 0	NEUTRAL	0- 1	0- 0	1- 0				
2- 2	1- 1	0- 0	CONFERENCE	0- 1	1- 0	0- 0				
2- 0	1- 0	0- 0	HOME	0- 0	1- 0	0- 0				
0- 2	0- 1	0- 0	AWAY	0- 1	0- 0	0- 0				
0- 0	0- 0	0- 0	NEUTRAL	0- 0	0- 0	0- 0				

RPI 1-25				RPI 26-50				RPI 51-100 Team's RPI: 83				RPI 101+			
RPI	S	Opponent	Score	RPI	S	Opponent	Score	RPI	S	Opponent	Score	RPI	S	Opponent	Score
18	H	Marquette	57 76	31	H	Duke	84 58	57	A	DePaul	60 76	117	H	UT Martin	90 64
19	A	Rutgers	41 45	40	A	Green Bay	57 55	60	N	Kansas	57 66	141	H	Illinois	68 45
24	H	Michigan St.	70 62					71	A	Michigan	78 79	226	A	Florida	83 74
								82	H	Pittsburgh	49 52	243	N	Wichita St.	65 43
												325	H	UIC	87 44
												337	H	Chicago St.	97 35
<hr/>															
LAST 12 Division I GAMES:															
337	H	Chicago St.	97 35	60	N	Kansas	57 66	71	A	Michigan	78 79				
18	H	Marquette	57 76					24	H	Michigan St.	70 62				
57	A	DePaul	60 76					141	H	Illinois	68 45				
82	H	Pittsburgh	49 52					19	A	Rutgers	41 45				
117	H	UT Martin	90 64					243	N	Wichita St.	65 43				
226	A	Florida	83 74												

Non-Div I Games:

Northwestern



Average RPI Win: 345

WON-LOST

WINNING

LAST 10

STRENGTH OF

OPP. STRENGTH

TEAM

ADJ.

CONF.

ADJ CONF.

Average RPI Loss: 171

RECORD

PCT. RANK

GAMES

SCHEDULE

OF SCHEDULE

RPI

RPI

RPI

RPI

DIV. I ONLY  
DIV. I NON-CONF.2- 8  
1- 6302  
3184-6  
0- 0312  
219258  
188334  
320334  
32025  
2225  
22

TOTALS

RPI 1-25

RPI 26-50

W-L RECORDS

RPI 51-100

RPI 101-150

RPI 150+

2- 8

0- 0

0- 2

OVERALL

0- 0

0- 2

2- 4

2- 1

0- 0

0- 0

HOME

0- 0

0- 0

2- 1

0- 7

0- 0

0- 2

AWAY

0- 0

0- 2

0- 3

0- 0

0- 0

0- 0

NEUTRAL

0- 0

0- 0

0- 0

1- 6

0- 0

0- 2

NON-CONFERENCE

0- 0

0- 2

1- 2

1- 1

0- 0

0- 0

HOME

0- 0

0- 0

1- 1

0- 5

0- 0

0- 2

AWAY

0- 0

0- 2

0- 1

0- 0

0- 0

0- 0

NEUTRAL

0- 0

0- 0

0- 0

1- 2

0- 0

0- 0

CONFERENCE

0- 0

0- 0

1- 2

1- 0

0- 0

0- 0

HOME

0- 0

0- 0

1- 0

0- 2

0- 0

0- 0

AWAY

0- 0

0- 0

0- 2

0- 0

0- 0

0- 0

NEUTRAL

0- 0

0- 0

0- 0

RPI 1-25

RPI 26-50

RPI 51-100

RPI 101+

Team's RPI: 334

RPI S Opponent Score

RPI S Opponent Score

RPI S Opponent Score

RPI S Opponent Score

36 A Texas 66 104

50 A Arkansas 53 98

109 A Alabama 73 87

135 A Oklahoma 56 93

179 A Nicholls St. 86 97

247 A Southern Miss. 54 69

292 A A&M-Corpus Christi 55 79

319 H La. -Monroe 55 63

340 H McNeese 82 63

350 H Alcorn 78 65

LAST 12 Division I GAMES:

247 A Southern Miss. 54 69

350 H Alcorn 78 65

135 A Oklahoma 56 93

50 A Arkansas 53 98

292 A A&M-Corpus Christi 55 79

340 H McNeese 82 63

179 A Nicholls St. 86 97

36 A Texas 66 104

109 A Alabama 73 87

319 H La. -Monroe 55 63

Non-Div I Games:

Loyola (LA)

71 66

Central Baptist

82 56

LeTourneau

100 40

Centenary (LA)

94 51

Northwestern St.



Average RPI	Win:	72	WON-LOST	WINNING	LAST 10	STRENGTH OF	OPP. STRENGTH	TEAM	ADJ.	CONF.	ADJ CONF.
Average RPI	Loss:	6	RECORD	PCT. RANK	GAMES	SCHEDULE	OF SCHEDULE	RPI	RPI	RPI	RPI
DIV. I ONLY		14- 1		4	9-1	1	14	1	1	1	1
DIV. I NON-CONF.		12- 1		10	1- 0	2	17	1	1	1	1
-----											
TOTALS	RPI 1-25		RPI 26-50		W-L RECORDS	RPI 51-100		RPI 101-150		RPI 150+	
14- 1	4- 1		1- 0		OVERALL	6- 0		2- 0		1- 0	
7- 1	1- 1		0- 0		HOME	3- 0		2- 0		1- 0	
4- 0	1- 0		1- 0		AWAY	2- 0		0- 0		0- 0	
3- 0	2- 0		0- 0		NEUTRAL	1- 0		0- 0		0- 0	
12- 1	4- 1		0- 0		NON-CONFERENCE	5- 0		2- 0		1- 0	
6- 1	1- 1		0- 0		HOME	2- 0		2- 0		1- 0	
3- 0	1- 0		0- 0		AWAY	2- 0		0- 0		0- 0	
3- 0	2- 0		0- 0		NEUTRAL	1- 0		0- 0		0- 0	
2- 0	0- 0		1- 0		CONFERENCE	1- 0		0- 0		0- 0	
1- 0	0- 0		0- 0		HOME	1- 0		0- 0		0- 0	
1- 0	0- 0		1- 0		AWAY	0- 0		0- 0		0- 0	
0- 0	0- 0		0- 0		NEUTRAL	0- 0		0- 0		0- 0	

RPI	S	Opponent	Score	RPI	S	Opponent	Score	RPI	S	Opponent	Score	RPI	S	Opponent	Score
6	H	UConn	71 89	47	A	Georgi a Tech	76 55	57	A	DePaul	101 77	108	H	Western Ky.	94 53
10	N	Drake	82 64					66	N	Oregon St.	91 81	111	H	Lehi gh	95 68
11	N	Gonzaga	81 65					70	H	Harvard	103 58	251	H	Bi nghamton	103 53
13	H	Iowa	105 71					77	H	Penn	75 55				
18	A	Marquette	87 63					82	H	Pi ttsburgh	100 44				
								91	A	Tol edo	72 56				
-----															
LAST 12 Di v i s i o n I GAMES:															
66	N	Oregon St.	91 81	47	A	Georgi a Tech	76 55	82	H	Pi ttsburgh	100 44	111	H	Lehi gh	95 68
10	N	Drake	82 64					18	A	Marquette	87 63	108	H	Western Ky.	94 53
91	A	Tol edo	72 56					251	H	Bi nghamton	103 53				
6	H	UConn	71 89												
13	H	Iowa	105 71												
11	N	Gonzaga	81 65												

Non-Di v I Games:

Notre Dame



Average RPI Win:	326	WON-LOST	WINNING	LAST 10	STRENGTH OF	OPP. STRENGTH	TEAM	ADJ.	CONF.	ADJ CONF.
Average RPI Loss:	109	RECORD	PCT. RANK	GAMES	SCHEDULE	OF SCHEDULE	RPI	RPI	RPI	RPI
DIV. I ONLY	2- 10	311	3-7	40	222	248	248	19	19	
DIV. I NON-CONF.	1- 8	322	0- 0	12	195	202	202	16	16	
-----										
TOTALS	RPI 1-25	RPI 26-50	W-L RECORDS	RPI 51-100	RPI 101-150	RPI 150+				
2- 10	0- 3	0- 0	OVERALL	0- 2	0- 1	2- 4				
2- 5	0- 2	0- 0	HOME	0- 1	0- 1	2- 1				
0- 4	0- 1	0- 0	AWAY	0- 1	0- 0	0- 2				
0- 1	0- 0	0- 0	NEUTRAL	0- 0	0- 0	0- 1				
1- 8	0- 3	0- 0	NON-CONFERENCE	0- 2	0- 0	1- 3				
1- 3	0- 2	0- 0	HOME	0- 1	0- 0	1- 0				
0- 4	0- 1	0- 0	AWAY	0- 1	0- 0	0- 2				
0- 1	0- 0	0- 0	NEUTRAL	0- 0	0- 0	0- 1				
1- 2	0- 0	0- 0	CONFERENCE	0- 0	0- 1	1- 1				
1- 2	0- 0	0- 0	HOME	0- 0	0- 1	1- 1				
0- 0	0- 0	0- 0	AWAY	0- 0	0- 0	0- 0				
0- 0	0- 0	0- 0	NEUTRAL	0- 0	0- 0	0- 0				

RPI 1-25				RPI 26-50				RPI 51-100				RPI 101+ Team's RPI: 248			
RPI	S	Opponent	Score	RPI	S	Opponent	Score	RPI	S	Opponent	Score	RPI	S	Opponent	Score
12	H	Indiana	32 59					71	H	Michigan	59 85	103	H	Youngstown St.	55 69
20	A	Central Mich.	61 104					100	A	Kent St.	65 75	161	N	Akron	65 85
24	H	Michigan St.	58 102									168	A	Illinois St.	56 62
												181	A	Bradley	64 73
												254	H	Cleveland St.	62 64
												318	H	Cani si us	71 60
												333	H	Detroit Mercy	74 67
LAST 12 Division I GAMES:															
333	H	Detroit Mercy	74 67	254	H	Cleveland St.	62 64								
103	H	Youngstown St.	55 69	71	H	Michigan	59 85								
100	A	Kent St.	65 75	24	H	Michigan St.	58 102								
161	N	Akron	65 85	181	A	Bradley	64 73								
12	H	Indiana	32 59	168	A	Illinois St.	56 62								
20	A	Central Mich.	61 104	318	H	Cani si us	71 60								

Non-Div I Games: Grace Bible (MI) 94 48 Rochester College 64 46

Oakland



Average RPI Win:	183	WON-LOST	WINNING	LAST 10	STRENGTH OF	OPP. STRENGTH	TEAM	ADJ.	CONF.	ADJ CONF.
Average RPI Loss:	20	RECORD	PCT. RANK	GAMES	SCHEDULE	OF SCHEDULE	RPI	RPI	RPI	RPI
DIV. I ONLY	12- 1	13	9-1	261	38	59	59	8	8	
DIV. I NON-CONF.	11- 0	1	0- 0	321	46	57	57	8	8	
-----										
TOTALS	RPI 1-25	RPI 26-50	W-L RECORDS	RPI 51-100	RPI 101-150	RPI 150+				
12- 1	0- 1	0- 0	OVERALL	3- 0	1- 0	8- 0				
6- 1	0- 1	0- 0	HOME	1- 0	0- 0	5- 0				
4- 0	0- 0	0- 0	AWAY	1- 0	1- 0	2- 0				
2- 0	0- 0	0- 0	NEUTRAL	1- 0	0- 0	1- 0				
11- 0	0- 0	0- 0	NON-CONFERENCE	2- 0	1- 0	8- 0				
6- 0	0- 0	0- 0	HOME	1- 0	0- 0	5- 0				
3- 0	0- 0	0- 0	AWAY	0- 0	1- 0	2- 0				
2- 0	0- 0	0- 0	NEUTRAL	1- 0	0- 0	1- 0				
1- 1	0- 1	0- 0	CONFERENCE	1- 0	0- 0	0- 0				
0- 1	0- 1	0- 0	HOME	0- 0	0- 0	0- 0				
1- 0	0- 0	0- 0	AWAY	1- 0	0- 0	0- 0				
0- 0	0- 0	0- 0	NEUTRAL	0- 0	0- 0	0- 0				

RPI	S	Opponent	Score	RPI	S	Opponent	Score	RPI	S	Opponent	Score	RPI	S	Opponent	Score
20	H	Central Mich.	70 88					53	A	Buffalo	74 71	107	A	IUPUI	73 66
								67	N	Lamar University	87 62	151	A	American	77 67
								74	H	Purdue	80 73	162	H	UNCW	95 72
												235	N	St. Bonaventure	70 53
												251	H	Binghamton	86 49
												254	H	Cleveland St.	72 54
												267	H	Coppin St.	87 62
												275	A	Richmond	109 58
												294	H	Eastern Ky.	100 60
-----															
Team's RPI: 59															
LAST 12 Division I GAMES:															
20	H	Central Mich.	70 88	151	A	American	77 67	275	A	Richmond	109 58	107	A	IUPUI	73 66
53	A	Buffalo	74 71	267	H	Coppin St.	87 62	74	H	Purdue	80 73	254	H	Cleveland St.	72 54
67	N	Lamar University	87 62												
235	N	St. Bonaventure	70 53												
294	H	Eastern Ky.	100 60												
251	H	Binghamton	86 49												

Non-Div I Games:

Ohio



Average RPI Win:	183	WON-LOST	WINNING	LAST 10	STRENGTH OF	OPP. STRENGTH	TEAM	ADJ.	CONF.	ADJ CONF.
Average RPI Loss:	67	RECORD	PCT. RANK	GAMES	SCHEDULE	OF SCHEDULE	RPI	RPI	RPI	RPI
DIV. I ONLY	4- 8	247	3-7	24	32	166	166	4	4	
DIV. I NON-CONF.	4- 5	190	0- 0	45	32	140	140	4	4	
-----										
TOTALS	RPI 1-25	RPI 26-50	W-L RECORDS	RPI 51-100	RPI 101-150	RPI 150+				
4- 8	0- 2	1- 1	OVERALL	0- 3	1- 2	2- 0				
4- 2	0- 0	1- 0	HOME	0- 1	1- 1	2- 0				
0- 4	0- 1	0- 1	AWAY	0- 1	0- 1	0- 0				
0- 2	0- 1	0- 0	NEUTRAL	0- 1	0- 0	0- 0				
4- 5	0- 2	1- 0	NON-CONFERENCE	0- 1	1- 2	2- 0				
4- 1	0- 0	1- 0	HOME	0- 0	1- 1	2- 0				
0- 2	0- 1	0- 0	AWAY	0- 0	0- 1	0- 0				
0- 2	0- 1	0- 0	NEUTRAL	0- 1	0- 0	0- 0				
0- 3	0- 0	0- 1	CONFERENCE	0- 2	0- 0	0- 0				
0- 1	0- 0	0- 0	HOME	0- 1	0- 0	0- 0				
0- 2	0- 0	0- 1	AWAY	0- 1	0- 0	0- 0				
0- 0	0- 0	0- 0	NEUTRAL	0- 0	0- 0	0- 0				

RPI 1-25				RPI 26-50				RPI 51-100				RPI 101+ Team's RPI: 166			
RPI	S	Opponent	Score	RPI	S	Opponent	Score	RPI	S	Opponent	Score	RPI	S	Opponent	Score
6	A	UConn	53 85	30	A	Maryl and	69 75	55	N	Virginia Tech	73 81	115	A	Washington	59 69
17	N	Butler	53 66	41	H	North Carolina	76 69	74	A	Purdue	42 60	132	H	Cincinnati	69 56
								88	H	Nebraska	69 78	147	H	South Fla.	47 71
												226	H	Florida	46 41
												333	H	Detroit Mercy	55 41
LAST 12 Division I GAMES:															
30	A	Maryl and	69 75	74	A	Purdue	42 60	55	N	Virginia Tech	73 81	17	N	Butler	53 66
88	H	Nebraska	69 78	55	N	Virginia Tech	73 81	226	H	Florida	46 41	115	A	Washington	59 69
41	H	North Carolina	76 69	17	N	Butler	53 66	132	H	Cincinnati	69 56				
6	A	UConn	53 85												
333	H	Detroit Mercy	55 41												
147	H	South Fla.	47 71												

Non-Div I Games:

Ohio St.



Average RPI Win: 234		WON-LOST	WINNING	LAST 10	STRENGTH OF	OPP. STRENGTH	TEAM	ADJ.	CONF.	ADJ CONF.
Average RPI Loss: 70		RECORD	PCT. RANK	GAMES	SCHEDULE	OF SCHEDULE	RPI	RPI	RPI	RPI
DIV. I ONLY		5- 9	241	3-7	17	171	135	135	3	3
DIV. I NON-CONF.		4- 7	228	0- 1	35	190	167	167	3	3
-----										
TOTALS	RPI 1-25		RPI 26-50		W-L RECORDS	RPI 51-100	RPI 101-150		RPI 150+	
5- 9	0- 1		0- 4		OVERALL	0- 2	2- 2		3- 0	
4- 2	0- 1		0- 0		HOME	0- 1	2- 0		2- 0	
1- 5	0- 0		0- 4		AWAY	0- 0	0- 1		1- 0	
0- 2	0- 0		0- 0		NEUTRAL	0- 1	0- 1		0- 0	
4- 7	0- 1		0- 2		NON-CONFERENCE	0- 2	1- 2		3- 0	
3- 2	0- 1		0- 0		HOME	0- 1	1- 0		2- 0	
1- 3	0- 0		0- 2		AWAY	0- 0	0- 1		1- 0	
0- 2	0- 0		0- 0		NEUTRAL	0- 1	0- 1		0- 0	
1- 2	0- 0		0- 2		CONFERENCE	0- 0	1- 0		0- 0	
1- 0	0- 0		0- 0		HOME	0- 0	1- 0		0- 0	
0- 2	0- 0		0- 2		AWAY	0- 0	0- 0		0- 0	
0- 0	0- 0		0- 0		NEUTRAL	0- 0	0- 0		0- 0	

RPI 1-25				RPI 26-50				RPI 51-100				RPI 101+ Team's RPI: 135			
RPI	S	Opponent	Score	RPI	S	Opponent	Score	RPI	S	Opponent	Score	RPI	S	Opponent	Score
6	H	UConn	63 72	36	A	Texas	63 73	57	H	DePaul	76 87	108	H	Western Ky.	90 83
				44	A	New Mexico	80 84	97	N	Clemson	62 74	145	N	UAB	84 89
				46	A	Auburn	79 95					147	A	South Fla.	70 87
				49	A	Kansas St.	56 86					149	H	Texas Tech	66 61
												246	A	SMU	77 61
												331	H	Central Ark.	65 52
												334	H	Northwestern St.	93 56
-----															
LAST 12 Division I GAMES:															
				97	N	Clemson	62 74	49	A	Kansas St.	56 86				
				36	A	Texas	63 73	149	H	Texas Tech	66 61				
				46	A	Auburn	79 95	246	A	SMU	77 61				
				44	A	New Mexico	80 84	6	H	UConn	63 72				
				145	N	UAB	84 89	57	H	DePaul	76 87				
				147	A	South Fla.	70 87	331	H	Central Ark.	65 52				

Non-Div I Games:

Okla homa



Average RPI Win:	177	WON-LOST	WINNING	LAST 10	STRENGTH OF	OPP. STRENGTH	TEAM	ADJ.	CONF.	ADJ CONF.
Average RPI Loss:	61	RECORD	PCT. RANK	GAMES	SCHEDULE	OF SCHEDULE	RPI	RPI	RPI	RPI
DIV. I ONLY	10- 4	69	6-4	103	81	69	69	3	3	
DIV. I NON-CONF.	9- 2	43	0- 0	210	64	81	81	3	3	
-----										
TOTALS	RPI 1-25	RPI 26-50	W-L RECORDS	RPI 51-100	RPI 101-150	RPI 150+				
10- 4	0- 0	0- 3	OVERALL	1- 0	2- 1	7- 0				
9- 1	0- 0	0- 1	HOME	1- 0	2- 0	6- 0				
1- 3	0- 0	0- 2	AWAY	0- 0	0- 1	1- 0				
0- 0	0- 0	0- 0	NEUTRAL	0- 0	0- 0	0- 0				
9- 2	0- 0	0- 2	NON-CONFERENCE	0- 0	2- 0	7- 0				
8- 1	0- 0	0- 1	HOME	0- 0	2- 0	6- 0				
1- 1	0- 0	0- 1	AWAY	0- 0	0- 0	1- 0				
0- 0	0- 0	0- 0	NEUTRAL	0- 0	0- 0	0- 0				
1- 2	0- 0	0- 1	CONFERENCE	1- 0	0- 1	0- 0				
1- 0	0- 0	0- 0	HOME	1- 0	0- 0	0- 0				
0- 2	0- 0	0- 1	AWAY	0- 0	0- 1	0- 0				
0- 0	0- 0	0- 0	NEUTRAL	0- 0	0- 0	0- 0				

RPI 1-25				RPI 26-50				RPI 51-100				RPI 101+			
RPI	S	Opponent	Score	RPI	S	Opponent	Score	RPI	S	Opponent	Score	RPI	S	Opponent	Score
				28	H	Tennessee	63 76	81	H	TCU	75 71	125	H	Texas St.	66 55
				29	A	UCLA	59 71					128	H	Grambling	86 40
				36	A	Texas	51 60					150	A	West Virginia	58 67
												157	H	Prairie View	70 50
												164	H	Oral Roberts	89 69
												185	H	Arkansas St.	62 60
												194	H	UC Riverside	76 51
												208	H	Samford	82 62
												243	A	Wichita St.	60 47
												282	H	Houston Baptist	77 44
LAST 12 Division I GAMES:															
				150	A	West Virginia	58 67	36	A	Texas	51 60				
				81	H	TCU	75 71	128	H	Grambling	86 40				
				125	H	Texas St.	66 55	164	H	Oral Roberts	89 69				
				243	A	Wichita St.	60 47	29	A	UCLA	59 71				
				208	H	Samford	82 62	282	H	Houston Baptist	77 44				
				157	H	Prairie View	70 50	28	H	Tennessee	63 76				

Non-Div I Games:

Oklahoma St.



Average RPI Win:	186	WON-LOST	WINNING	LAST 10	STRENGTH OF	OPP. STRENGTH	TEAM	ADJ.	CONF.	ADJ CONF.
Average RPI Loss:	111	RECORD	PCT. RANK	GAMES	SCHEDULE	OF SCHEDULE	RPI	RPI	RPI	RPI
DIV. I ONLY	9- 5	99	6-4	58	200	61	61	17	17	
DIV. I NON-CONF.	9- 3	62	0- 1	39	204	30	30	19	19	
-----										
TOTALS	RPI 1-25	RPI 26-50	W-L RECORDS	RPI 51-100	RPI 101-150	RPI 150+				
9- 5	0- 1	0- 1	OVERALL	1- 0	3- 2	5- 1				
4- 1	0- 0	0- 0	HOME	0- 0	1- 1	3- 0				
3- 3	0- 1	0- 0	AWAY	1- 0	1- 1	1- 1				
2- 1	0- 0	0- 1	NEUTRAL	0- 0	1- 0	1- 0				
9- 3	0- 1	0- 1	NON-CONFERENCE	1- 0	3- 1	5- 0				
4- 1	0- 0	0- 0	HOME	0- 0	1- 1	3- 0				
3- 1	0- 1	0- 0	AWAY	1- 0	1- 0	1- 0				
2- 1	0- 0	0- 1	NEUTRAL	0- 0	1- 0	1- 0				
0- 2	0- 0	0- 0	CONFERENCE	0- 0	0- 1	0- 1				
0- 0	0- 0	0- 0	HOME	0- 0	0- 0	0- 0				
0- 2	0- 0	0- 0	AWAY	0- 0	0- 1	0- 1				
0- 0	0- 0	0- 0	NEUTRAL	0- 0	0- 0	0- 0				

RPI 1-25				RPI 26-50				RPI 51-100				RPI 101+			
RPI	S	Opponent	Score	RPI	S	Opponent	Score	RPI	S	Opponent	Score	RPI	S	Opponent	Score
9	A	NC State	56 85	39	N	Saint Mary's (CA)	65 83	72	A	Tulane	56 48	108	A	Western Ky.	60 75
												122	N	Tennessee Tech	80 73
												132	A	Cincinnati	76 72
												137	H	William & Mary	83 69
												140	H	Virginia	67 73
												163	H	VCU	60 57
												236	N	Jacksonville	78 76
												242	A	Campbell	83 59
												259	A	Marshall	48 57
												267	H	Coppin St.	81 51
												302	H	Norfolk St.	69 53
LAST 12 Division I GAMES:															
				39	N	Saint Mary's (CA)	65 83	259	A	Marshall	48 57				
				108	A	Western Ky.	60 75	267	H	Coppin St.	81 51				
				122	N	Tennessee Tech	80 73	72	A	Tulane	56 48				
				236	N	Jacksonville	78 76	163	H	VCU	60 57				
				140	H	Virginia	67 73	137	H	William & Mary	83 69				
				132	A	Cincinnati	76 72	9	A	NC State	56 85				

Non-Div I Games:

Old Dominion



Average RPI Win:	295	WON-LOST	WINNING	LAST 10	STRENGTH OF	OPP. STRENGTH	TEAM	ADJ.	CONF.	ADJ CONF.
Average RPI Loss:	89	RECORD	PCT. RANK	GAMES	SCHEDULE	OF SCHEDULE	RPI	RPI	RPI	RPI
DIV. I ONLY	6- 10	237	3-7	106	244	231	231	6	6	
DIV. I NON-CONF.	6- 8	199	0- 0	154	281	257	257	6	6	
-----										
TOTALS	RPI 1-25	RPI 26-50	W-L RECORDS	RPI 51-100	RPI 101-150	RPI 150+				
6- 10	0- 1	0- 2	OVERALL	0- 3	0- 2	6- 2				
6- 5	0- 0	0- 1	HOME	0- 1	0- 2	6- 1				
0- 2	0- 0	0- 1	AWAY	0- 0	0- 0	0- 1				
0- 3	0- 1	0- 0	NEUTRAL	0- 2	0- 0	0- 0				
6- 8	0- 1	0- 0	NON-CONFERENCE	0- 3	0- 2	6- 2				
6- 4	0- 0	0- 0	HOME	0- 1	0- 2	6- 1				
0- 1	0- 0	0- 0	AWAY	0- 0	0- 0	0- 1				
0- 3	0- 1	0- 0	NEUTRAL	0- 2	0- 0	0- 0				
0- 2	0- 0	0- 2	CONFERENCE	0- 0	0- 0	0- 0				
0- 1	0- 0	0- 1	HOME	0- 0	0- 0	0- 0				
0- 1	0- 0	0- 1	AWAY	0- 0	0- 0	0- 0				
0- 0	0- 0	0- 0	NEUTRAL	0- 0	0- 0	0- 0				

RPI 1-25				RPI 26-50				RPI 51-100				RPI 101+ Team's RPI: 231			
RPI	S	Opponent	Score	RPI	S	Opponent	Score	RPI	S	Opponent	Score	RPI	S	Opponent	Score
6	N	UConn	50 90	31	A	Missouri	55 78	62	N	St. John's (NY)	59 64	106	H	Troy	54 71
				50	H	Arkansas	55 85	74	N	Purdue	59 70	107	H	IUPUI	58 66
								81	H	TCU	50 55	187	H	Jacksonville St.	49 60
												189	A	Louisiana Tech	71 80
												245	H	Temple	62 55
												278	H	North Florida	82 69
												288	H	Western Mich.	69 66
												302	H	Norfolk St.	60 42
												308	H	Louisiana	79 57
												347	H	Savannah St.	74 51
-----															
LAST 12 Division I GAMES:															
				50	H	Arkansas	55 85	278	H	North Florida	82 69				
				31	A	Missouri	55 78	106	H	Troy	54 71				
				81	H	TCU	50 55	189	A	Louisiana Tech	71 80				
				62	N	St. John's (NY)	59 64	308	H	Louisiana	79 57				
				74	N	Purdue	59 70	347	H	Savannah St.	74 51				
				6	N	UConn	50 90	187	H	Jacksonville St.	49 60				

Non-Div I Games:

Ole Miss



Average RPI Win:	322	WON-LOST	WINNING	LAST 10	STRENGTH OF	OPP. STRENGTH	TEAM	ADJ.	CONF.	ADJ CONF.
Average RPI Loss:	137	RECORD	PCT. RANK	GAMES	SCHEDULE	OF SCHEDULE	RPI	RPI	RPI	RPI
DIV. I ONLY	5- 10	247	3-7	309	259	304	304	18	18	
DIV. I NON-CONF.	4- 7	228	1- 0	299	236	286	286	15	15	
-----										
TOTALS	RPI 1-25	RPI 26-50	W-L RECORDS	RPI 51-100	RPI 101-150	RPI 150+				
5- 10	0- 0	0- 1	OVERALL	0- 2	0- 1	5- 6				
3- 4	0- 0	0- 0	HOME	0- 0	0- 0	3- 4				
1- 5	0- 0	0- 1	AWAY	0- 2	0- 1	1- 1				
1- 1	0- 0	0- 0	NEUTRAL	0- 0	0- 0	1- 1				
4- 7	0- 0	0- 1	NON-CONFERENCE	0- 2	0- 1	4- 3				
2- 2	0- 0	0- 0	HOME	0- 0	0- 0	2- 2				
1- 4	0- 0	0- 1	AWAY	0- 2	0- 1	1- 0				
1- 1	0- 0	0- 0	NEUTRAL	0- 0	0- 0	1- 1				
1- 3	0- 0	0- 0	CONFERENCE	0- 0	0- 0	1- 3				
1- 2	0- 0	0- 0	HOME	0- 0	0- 0	1- 2				
0- 1	0- 0	0- 0	AWAY	0- 0	0- 0	0- 1				
0- 0	0- 0	0- 0	NEUTRAL	0- 0	0- 0	0- 0				

RPI	S	Opponent	Score	RPI	S	Opponent	Score	RPI	S	Opponent	Score	RPI	S	Opponent	Score	Team's RPI: 304
49	A	Kansas St.	46 61	64	A	UNI	50 79	112	A	Montana St.	56 59	155	H	Denver	68 95	
				80	A	Creighton	51 66	156	H	CSUN	52 64	164	H	Oral Roberts	56 71	
								171	A	North Dakota	57 68	181	H	Bradley	60 80	
								242	N	Campbell	52 65	300	H	CSU Bakersfield	53 46	
								323	H	North Dakota St.	78 61	326	H	USC Upstate	96 69	
								329	N	Florida A&M	57 50	333	A	Detroit Mercy	51 42	
-----																
LAST 12 Division I GAMES:																
329	N	Florida A&M	57 50	323	H	North Dakota St.	78 61	164	H	Oral Roberts	56 71	155	H	Denver	68 95	
171	A	North Dakota	57 68	64	A	UNI	50 79	112	A	Montana St.	56 59	181	H	Bradley	60 80	
300	H	CSU Bakersfield	53 46	80	A	Creighton	51 66	242	N	Campbell	52 65					
80	A	Creighton	51 66													
333	A	Detroit Mercy	51 42													
242	N	Campbell	52 65													

Non-Div I Games: Graceland (IA) 81 39

Omaha



Average RPI Win: 235	WON-LOST RECORD	WINNING PCT. RANK	LAST 10 GAMES	STRENGTH OF SCHEDULE	OPP. STRENGTH OF SCHEDULE	TEAM RPI	ADJ. RPI	CONF. RPI	ADJ CONF. RPI
Average RPI Loss: 92									
DIV. I ONLY	8- 7	162	7-3	215	116	164	164	18	18
DIV. I NON-CONF.	5- 6	177	0- 0	106	66	115	115	15	15
-----									
TOTALS	RPI 1-25	RPI 26-50	W-L RECORDS	RPI 51-100	RPI 101-150	RPI 150+			
8- 7	0- 1	0- 1	OVERALL	0- 2	1- 2	7- 1			
3- 3	0- 0	0- 0	HOME	0- 0	0- 2	3- 1			
5- 4	0- 1	0- 1	AWAY	0- 2	1- 0	4- 0			
0- 0	0- 0	0- 0	NEUTRAL	0- 0	0- 0	0- 0			
5- 6	0- 1	0- 1	NON-CONFERENCE	0- 2	1- 2	4- 0			
2- 2	0- 0	0- 0	HOME	0- 0	0- 2	2- 0			
3- 4	0- 1	0- 1	AWAY	0- 2	1- 0	2- 0			
0- 0	0- 0	0- 0	NEUTRAL	0- 0	0- 0	0- 0			
3- 1	0- 0	0- 0	CONFERENCE	0- 0	0- 0	3- 1			
1- 1	0- 0	0- 0	HOME	0- 0	0- 0	1- 1			
2- 0	0- 0	0- 0	AWAY	0- 0	0- 0	2- 0			
0- 0	0- 0	0- 0	NEUTRAL	0- 0	0- 0	0- 0			

RPI 1-25				RPI 26-50				RPI 51-100				RPI 101+ Team's RPI: 164			
RPI	S	Opponent	Score	RPI	S	Opponent	Score	RPI	S	Opponent	Score	RPI	S	Opponent	Score
13	A	Iowa	77 90	50	A	Arkansas	61 74	60	A	Kansas	58 70	125	A	Texas St.	81 64
								69	A	Oklahoma St.	69 89	134	H	UT Arlington	62 80
												144	H	Tulsa	68 76
												171	H	North Dakota	67 75
												182	H	UMKC	75 64
												211	A	Sam Houston St.	73 62
												215	H	Southern Utah	64 59
												218	H	Western Ill.	68 64
												282	A	Houston Baptist	74 56
												304	A	Omaha	71 56
												342	A	Purdue Fort Wayne	72 61
-----															
LAST 12 Division I GAMES:															
342	A	Purdue Fort Wayne	72 61	171	H	North Dakota	67 75	304	A	Omaha	71 56				
218	H	Western Ill.	68 64	69	A	Oklahoma St.	69 89	282	A	Houston Baptist	74 56				
215	H	Southern Utah	64 59	211	A	Sam Houston St.	73 62	134	H	UT Arlington	62 80				
50	A	Arkansas	61 74												
125	A	Texas St.	81 64												
182	H	UMKC	75 64												

Non-Div I Games: Harris-Stowe 74 46 Cent. Christian (KS) 47



Average RPI Win: 108

Average RPI Loss: 24

WON-LOST  
RECORDWINNING  
PCT. RANKLAST 10  
GAMESSTRENGTH OF  
SCHEDULEOPP. STRENGTH  
OF SCHEDULETEAM  
RPIADJ.  
RPICONF.  
RPIADJ CONF.  
RPIDIV. I ONLY  
DIV. I NON-CONF.12- 1  
10- 113  
199-1  
0- 019  
1716  
277  
27  
22  
22  
2

TOTALS

RPI 1-25

RPI 26-50

W-L RECORDS

RPI 51-100

RPI 101-150

RPI 150+

12- 1

2- 1

2- 0

OVERALL

1- 0

3- 0

4- 0

8- 0

2- 0

0- 0

HOME

1- 0

3- 0

2- 0

3- 1

0- 1

2- 0

AWAY

0- 0

0- 0

1- 0

1- 0

0- 0

0- 0

NEUTRAL

0- 0

0- 0

1- 0

10- 1

2- 1

2- 0

NON-CONFERENCE

1- 0

1- 0

4- 0

6- 0

2- 0

0- 0

HOME

1- 0

1- 0

2- 0

3- 1

0- 1

2- 0

AWAY

0- 0

0- 0

1- 0

1- 0

0- 0

0- 0

NEUTRAL

0- 0

0- 0

1- 0

2- 0

0- 0

0- 0

CONFERENCE

0- 0

2- 0

0- 0

2- 0

0- 0

0- 0

HOME

0- 0

2- 0

0- 0

0- 0

0- 0

0- 0

AWAY

0- 0

0- 0

0- 0

0- 0

0- 0

0- 0

NEUTRAL

0- 0

0- 0

0- 0

RPI 1-25

Team's RPI: 7

RPI 26-50

RPI 51-100

RPI 101+

RPI	S	Opponent	Score
5	H	Syracuse	75 73
15	H	Mississippi St.	82 74
24	A	Michigan St.	82 88

RPI	S	Opponent	Score
35	A	South Dakota St.	87 79
39	A	Saint Mary's (CA)	79 55

RPI	S	Opponent	Score
53	H	Buffalo	102 82

RPI	S	Opponent	Score
102	H	Washington St.	98 58
115	H	Washington	84 71
148	H	UC Irvine	115 69
154	A	Utah St.	88 58
192	H	Air Force	82 36
194	N	UC Riverside	94 44
238	H	Long Beach St.	110 48

LAST 12 Division I GAMES:

102	H	Washington St.	98 58	148	H	UC Irvine	115 69
115	H	Washington	84 71	192	H	Air Force	82 36
39	A	Saint Mary's (CA)	79 55	15	H	Mississippi St.	82 74
194	N	UC Riverside	94 44	35	A	South Dakota St.	87 79
53	H	Buffalo	102 82	24	A	Michigan St.	82 88
154	A	Utah St.	88 58	238	H	Long Beach St.	110 48

Oregon

Oregon

Non-Div I Games: Alas. Fairbanks 115 36

Oregon

Loss, Non-Conf, S Site, H Home A Away N Neutral



Average RPI Win:	166	WON-LOST	WINNING	LAST 10	STRENGTH OF	OPP. STRENGTH	TEAM	ADJ.	CONF.	ADJ CONF.
Average RPI Loss:	22	RECORD	PCT. RANK	GAMES	SCHEDULE	OF SCHEDULE	RPI	RPI	RPI	RPI
DIV. I ONLY	12- 2	25	8-2	238	4	66	66	2	2	
DIV. I NON-CONF.	10- 2	37	0- 1	246	7	73	73	2	2	
-----										
TOTALS	RPI 1-25	RPI 26-50	W-L RECORDS	RPI 51-100	RPI 101-150	RPI 150+				
12- 2	0- 1	3- 1	OVERALL	0- 0	3- 0	6- 0				
9- 0	0- 0	2- 0	HOME	0- 0	2- 0	5- 0				
0- 0	0- 0	0- 0	AWAY	0- 0	0- 0	0- 0				
3- 2	0- 1	1- 1	NEUTRAL	0- 0	1- 0	1- 0				
10- 2	0- 1	3- 1	NON-CONFERENCE	0- 0	1- 0	6- 0				
7- 0	0- 0	2- 0	HOME	0- 0	0- 0	5- 0				
0- 0	0- 0	0- 0	AWAY	0- 0	0- 0	0- 0				
3- 2	0- 1	1- 1	NEUTRAL	0- 0	1- 0	1- 0				
2- 0	0- 0	0- 0	CONFERENCE	0- 0	2- 0	0- 0				
2- 0	0- 0	0- 0	HOME	0- 0	2- 0	0- 0				
0- 0	0- 0	0- 0	AWAY	0- 0	0- 0	0- 0				
0- 0	0- 0	0- 0	NEUTRAL	0- 0	0- 0	0- 0				

RPI 1-25				RPI 26-50				RPI 51-100 Team's RPI: 66				RPI 101+			
RPI	S	Opponent	Score	RPI	S	Opponent	Score	RPI	S	Opponent	Score	RPI	S	Opponent	Score
1	N	Notre Dame	81 91	31	H	Duke	71 57					102	H	Washington St.	76 69
				34	N	South Carolina	70 68					108	N	Western Ky.	74 60
				39	H	Saint Mary's (CA)	89 56					115	H	Washington	78 67
				42	N	Texas A&M	70 76					169	H	Santa Clara	82 31
												229	N	Eastern Wash.	93 45
												256	H	La Salle	100 46
												293	H	Cal Poly	79 54
												300	H	CSU Bakersfield	92 52
												316	H	Ark.-Pine Bluff	89 33
LAST 12 Division I GAMES:															
	1	N	Notre Dame	81	91		115	H	Washington	78	67				
	34	N	South Carolina	70	68		102	H	Washington St.	76	69				
	169	H	Santa Clara	82	31		300	H	CSU Bakersfield	92	52				
	256	H	La Salle	100	46		31	H	Duke	71	57				
	108	N	Western Ky.	74	60		42	N	Texas A&M	70	76				
	39	H	Saint Mary's (CA)	89	56		229	N	Eastern Wash.	93	45				

Non-Div I Games:

Oregon St.



Average RPI Win: 202		WON-LOST	WINNING	LAST 10	STRENGTH OF	OPP. STRENGTH	TEAM	ADJ.	CONF.	ADJ. CONF.
Average RPI Loss: 31		RECORD	PCT. RANK	GAMES	SCHEDULE	OF SCHEDULE	RPI	RPI	RPI	RPI
DIV. I ONLY		9- 4	79	7-3	118	96	54	54	7	7
DIV. I NON-CONF.		7- 3	83	0- 0	194	161	88	88	7	7
<hr/>										
TOTALS	RPI 1-25		RPI 26-50		W-L RECORDS	RPI 51-100	RPI 101-150		RPI 150+	
9- 4	0- 3		2- 0		OVERALL	1- 1	0- 0		6- 0	
5- 0	0- 0		2- 0		HOME	0- 0	0- 0		3- 0	
4- 3	0- 2		0- 0		AWAY	1- 1	0- 0		3- 0	
0- 1	0- 1		0- 0		NEUTRAL	0- 0	0- 0		0- 0	
7- 3	0- 2		1- 0		NON-CONFERENCE	1- 1	0- 0		5- 0	
4- 0	0- 0		1- 0		HOME	0- 0	0- 0		3- 0	
3- 2	0- 1		0- 0		AWAY	1- 1	0- 0		2- 0	
0- 1	0- 1		0- 0		NEUTRAL	0- 0	0- 0		0- 0	
2- 1	0- 1		1- 0		CONFERENCE	0- 0	0- 0		1- 0	
1- 0	0- 0		1- 0		HOME	0- 0	0- 0		0- 0	
1- 1	0- 1		0- 0		AWAY	0- 0	0- 0		1- 0	
0- 0	0- 0		0- 0		NEUTRAL	0- 0	0- 0		0- 0	

RPI 1-25					
RPI	S	Opponent	Score		
11	A	Gonzaga	65	88	
21	N	Cal i forn i a	69	81	
23	A	UCF	57	64	

RPI 26-50					
RPI	S	Opponent	Score		
38	H	Wyomi ng	70	64	
39	H	Saint Mary's (CA)	76	67	

RPI 51-100					
RPI	S	Opponent	Score		
67	A	Lamar Uni versi ty	66	82	
99	A	UC Davi s	83	80	

Team's RPI : 54					
RPI	S	Opponent	Score		
165	A	Portland	76	66	
214	A	Cal St. Fullerton	72	64	
291	H	UC Santa Barbara	69	53	
309	A	San Jose St.	91	67	
323	H	North Dakota St.	75	68	
338	H	Seattle U	75	61	

RPI 101+					
RPI	S	Opponent	Score		
165	A	Portland	76	66	
214	A	Cal St. Fullerton	72	64	
291	H	UC Santa Barbara	69	53	
309	A	San Jose St.	91	67	
323	H	North Dakota St.	75	68	
338	H	Seattle U	75	61	

LAST 12 Division I GAMES:					
11	A	Gonzaga	65	88	
165	A	Portland	76	66	
309	A	San Jose St.	91	67	
38	H	Wyomi ng	70	64	
323	H	North Dakota St.	75	68	
21	N	Cal i forn i a	69	81	
39	H	Saint Mary's (CA)	76	67	
214	A	Cal St. Fullerton	72	64	
67	A	Lamar Uni versi ty	66	82	
23	A	UCF	57	64	
291	H	UC Santa Barbara	69	53	
338	H	Seattle U	75	61	

### Non-Div l Games:

Paci fi c



Average RPI Win:	237	WON-LOST	WINNING	LAST 10	STRENGTH OF	OPP. STRENGTH	TEAM	ADJ.	CONF.	ADJ CONF.
Average RPI Loss:	40	RECORD	PCT. RANK	GAMES	SCHEDULE	OF SCHEDULE	RPI	RPI	RPI	RPI
DIV. I ONLY	9- 2	33	8-2	257	102	77	77	11	11	
DIV. I NON-CONF.	8- 2	51	0- 0	271	124	85	85	12	12	
-----										
TOTALS	RPI 1-25	RPI 26-50	W-L RECORDS	RPI 51-100	RPI 101-150	RPI 150+				
9- 2	0- 1	0- 0	OVERALL	1- 1	0- 0	8- 0				
3- 0	0- 0	0- 0	HOME	0- 0	0- 0	3- 0				
6- 1	0- 1	0- 0	AWAY	1- 0	0- 0	5- 0				
0- 1	0- 0	0- 0	NEUTRAL	0- 1	0- 0	0- 0				
8- 2	0- 1	0- 0	NON-CONFERENCE	0- 1	0- 0	8- 0				
3- 0	0- 0	0- 0	HOME	0- 0	0- 0	3- 0				
5- 1	0- 1	0- 0	AWAY	0- 0	0- 0	5- 0				
0- 1	0- 0	0- 0	NEUTRAL	0- 1	0- 0	0- 0				
1- 0	0- 0	0- 0	CONFERENCE	1- 0	0- 0	0- 0				
0- 0	0- 0	0- 0	HOME	0- 0	0- 0	0- 0				
1- 0	0- 0	0- 0	AWAY	1- 0	0- 0	0- 0				
0- 0	0- 0	0- 0	NEUTRAL	0- 0	0- 0	0- 0				

RPI	S	Opponent	Score	RPI	S	Opponent	Score	RPI	S	Opponent	Score	RPI	S	Opponent	Score
1	A	Notre Dame	55 75					79	N	Maine	46 47	174	A	Drexel	55 39
								98	A	Princeton	66 60	219	A	Stetson	75 53
												227	A	Navy	65 61
												256	H	La Salle	65 34
												269	A	Siena	58 51
												280	A	Iona	66 43
												289	H	Saint Joseph's	65 45
												322	H	NJIT	85 42
-----															
LAST 12 Division I GAMES:															
98	A	Princeton	66 60	174	A	Drexel	55 39	280	A	Iona	66 43	256	H	La Salle	65 34
219	A	Stetson	75 53	280	A	Iona	66 43	79	N	Maine	46 47	227	A	Navy	65 61
289	H	Saint Joseph's	65 45	256	H	La Salle	65 34	227	A	Navy	65 61	322	H	NJIT	85 42
1	A	Notre Dame	55 75	79	N	Maine	46 47								
269	A	Siena	58 51	227	A	Navy	65 61								
				322	H	NJIT	85 42								

Non-Div I Games:

Penn



Average RPI Win: 160

Average RPI Loss: 55

WON-LOST  
RECORDWINNING  
PCT. RANKLAST 10  
GAMESSTRENGTH OF  
SCHEDULEOPP. STRENGTH  
OF SCHEDULETEAM  
RPIADJ.  
RPICONF.  
RPIADJ CONF.  
RPIDIV. I ONLY  
DIV. I NON-CONF.8- 7  
7- 4162  
1094-6  
0- 013  
6193  
10684  
9984  
994  
44  
4

TOTALS

RPI 1-25

RPI 26-50

W-L RECORDS

RPI 51-100

RPI 101-150

RPI 150+

8- 7 0- 4  
7- 4 0- 1  
1- 3 0- 3  
0- 0 0- 00- 1  
0- 1  
0- 0  
0- 0OVERALL  
HOME  
AWAY  
NEUTRAL1- 0  
1- 0  
0- 0  
0- 03- 2  
2- 2  
1- 0  
0- 04- 0  
4- 0  
0- 0  
0- 07- 4 0- 2  
6- 3 0- 1  
1- 1 0- 1  
0- 0 0- 00- 0  
0- 0  
0- 0  
0- 0NON-CONFERENCE  
HOME  
AWAY  
NEUTRAL1- 0  
1- 0  
0- 0  
0- 02- 2  
1- 2  
1- 0  
0- 04- 0  
4- 0  
0- 0  
0- 01- 3 0- 2  
1- 1 0- 0  
0- 2 0- 2  
0- 0 0- 00- 1  
0- 1  
0- 0  
0- 0CONFERENCE  
HOME  
AWAY  
NEUTRAL0- 0  
0- 0  
0- 0  
0- 01- 0  
1- 0  
0- 0  
0- 00- 0  
0- 0  
0- 0  
0- 0

RPI 1-25

RPI 26-50

RPI 51-100

Team's RPI: 84

RPI 101+

RPI	S	Opponent	Score
12	A	Indiana	75 83
19	A	Rutgers	61 74
21	H	Cal i forni a	58 75
22	A	Flori da St.	58 87

RPI	S	Opponent	Score
30	H	Maryl and	61 77

RPI	S	Opponent	Score
98	H	Princeton	79 71

RPI	S	Opponent	Score
114	A	Fordham	72 55
130	H	Provi dence	74 72
133	H	Stony Brook	70 81
142	H	Wi sconsi n	71 64
146	H	Duquesne	58 64
151	H	Ameri can	80 59
171	H	North Dakota	75 68
235	H	St. Bonaventure	80 65
236	H	Jacksonville	80 61

LAST 12 Division I GAMES:

19	A	Rutgers	61 74	30	H	Maryl and	61 77
142	H	Wi sconsi n	71 64	151	H	Ameri can	80 59
12	A	Indiana	75 83	235	H	St. Bonaventure	80 65
133	H	Stony Brook	70 81	146	H	Duquesne	58 64
171	H	North Dakota	75 68	236	H	Jacksonville	80 61
98	H	Princeton	79 71	22	A	Flori da St.	58 87

Non-Div I Games:

Penn St.



Average RPI Win:	270	WON-LOST	WINNING	LAST 10	STRENGTH OF	OPP. STRENGTH	TEAM	ADJ.	CONF.	ADJ CONF.
Average RPI Loss:	105	RECORD	PCT. RANK	GAMES	SCHEDULE	OF SCHEDULE	RPI	RPI	RPI	RPI
DIV. I ONLY	8- 6	131	5-5	296	156	180	180	7	7	
DIV. I NON-CONF.	6- 4	125	0- 0	346	171	243	243	7	7	
-----										
TOTALS	RPI 1-25	RPI 26-50	W-L RECORDS	RPI 51-100	RPI 101-150	RPI 150+				
8- 6	0- 1	0- 1	OVERALL	0- 1	0- 2	8- 1				
2- 1	0- 1	0- 0	HOME	0- 0	0- 0	2- 0				
4- 4	0- 0	0- 1	AWAY	0- 1	0- 2	4- 0				
2- 1	0- 0	0- 0	NEUTRAL	0- 0	0- 0	2- 1				
6- 4	0- 0	0- 0	NON-CONFERENCE	0- 1	0- 2	6- 1				
1- 0	0- 0	0- 0	HOME	0- 0	0- 0	1- 0				
3- 3	0- 0	0- 0	AWAY	0- 1	0- 2	3- 0				
2- 1	0- 0	0- 0	NEUTRAL	0- 0	0- 0	2- 1				
2- 2	0- 1	0- 1	CONFERENCE	0- 0	0- 0	2- 0				
1- 1	0- 1	0- 0	HOME	0- 0	0- 0	1- 0				
1- 1	0- 0	0- 1	AWAY	0- 0	0- 0	1- 0				
0- 0	0- 0	0- 0	NEUTRAL	0- 0	0- 0	0- 0				

RPI	S	Opponent	Score	RPI	S	Opponent	Score	RPI	S	Opponent	Score	RPI	S	Opponent	Score	Team's RPI: 180
11	H	Gonzaga	54 79	37	A	BYU	58 83	89	A	Colorado	65 80	104	A	Idaho St.	63 65	
												130	A	Providence	47 66	
												165	H	Portland	82 68	
												225	A	San Diego	74 55	
												234	N	Sacramento St.	113 97	
												256	N	La Salle	55 62	
												281	N	Northern Ky.	51 46	
												284	A	Hawaii	65 64	
												293	A	Cal Poly	70 63	
												338	A	Seattle U	78 64	
												339	H	Weber St.	68 47	
LAST 12 Division I GAMES:																
225	A	San Diego	74 55	165	H	Portland	82 68	281	N	Northern Ky.	51 46	256	N	La Salle	55 62	
37	A	BYU	58 83	89	A	Colorado	65 80	104	A	Idaho St.	63 65	130	A	Providence	47 66	
11	H	Gonzaga	54 79	338	A	Seattle U	78 64	339	H	Weber St.	68 47					
293	A	Cal Poly	70 63													

Non-Div I Games:

Pepperdine



Average RPI Win:	163	WON-LOST	WINNING	LAST 10	STRENGTH OF	OPP. STRENGTH	TEAM	ADJ.	CONF.	ADJ CONF.
Average RPI Loss:	84	RECORD	PCT. RANK	GAMES	SCHEDULE	OF SCHEDULE	RPI	RPI	RPI	RPI
DIV. I ONLY	9- 6	116	7-3	49	58	82	82	1	1	
DIV. I NON-CONF.	9- 5	105	0- 0	86	103	89	89	1	1	
-----										
TOTALS	RPI 1-25	RPI 26-50	W-L RECORDS	RPI 51-100	RPI 101-150	RPI 150+				
9- 6	0- 2	1- 0	OVERALL	1- 1	3- 3	4- 0				
5- 3	0- 1	0- 0	HOME	0- 0	2- 2	3- 0				
2- 2	0- 1	0- 0	AWAY	1- 1	1- 0	0- 0				
2- 1	0- 0	1- 0	NEUTRAL	0- 0	0- 1	1- 0				
9- 5	0- 1	1- 0	NON-CONFERENCE	1- 1	3- 3	4- 0				
5- 3	0- 1	0- 0	HOME	0- 0	2- 2	3- 0				
2- 1	0- 0	0- 0	AWAY	1- 1	1- 0	0- 0				
2- 1	0- 0	1- 0	NEUTRAL	0- 0	0- 1	1- 0				
0- 1	0- 1	0- 0	CONFERENCE	0- 0	0- 0	0- 0				
0- 0	0- 0	0- 0	HOME	0- 0	0- 0	0- 0				
0- 1	0- 1	0- 0	AWAY	0- 0	0- 0	0- 0				
0- 0	0- 0	0- 0	NEUTRAL	0- 0	0- 0	0- 0				

RPI 1-25				RPI 26-50				RPI 51-100 Team's RPI: 82				RPI 101+			
RPI	S	Opponent	Score	RPI	S	Opponent	Score	RPI	S	Opponent	Score	RPI	S	Opponent	Score
1	A	Notre Dame	44 100	50	N	Arkansas	61 54	83	A	Northwestern	52 49	103	H	Youngstown St.	55 64
23	H	UCF	58 61					86	A	Georgetown	41 70	114	H	Fordham	65 62
												132	H	Cincinnati	65 48
												142	N	Wisconsin	42 57
												146	A	Duquesne	66 58
												150	H	West Virginia	43 77
												162	H	UNCW	60 56
												210	H	Saint Francis (PA)	78 75
												276	H	New Orleans	90 38
												295	N	Tennessee St.	78 56
-----															
LAST 12 Division I GAMES:															
1	A	Notre Dame	44 100	162	H	UNCW	60 56	150	H	West Virginia	43 77	114	H	Fordham	65 62
146	A	Duquesne	66 58	150	H	West Virginia	43 77	114	H	Fordham	65 62	83	A	Northwestern	52 49
210	H	Saint Francis (PA)	78 75	114	H	Fordham	65 62	295	N	Tennessee St.	78 56	50	N	Arkansas	61 54
142	N	Wisconsin	42 57	83	A	Northwestern	52 49								
86	A	Georgetown	41 70												
132	H	Cincinnati	65 48												

Non-Div I Games:

Pittsburgh



Average RPI Win:	243	WON-LOST	WINNING	LAST 10	STRENGTH OF	OPP. STRENGTH	TEAM	ADJ.	CONF.	ADJ CONF.
Average RPI Loss:	100	RECORD	PCT. RANK	GAMES	SCHEDULE	OF SCHEDULE	RPI	RPI	RPI	RPI
DIV. I ONLY	6- 7	188	4-6	97	261	165	165	7	7	
DIV. I NON-CONF.	6- 3	91	0- 0	116	320	97	97	7	7	
-----										
TOTALS	RPI 1-25	RPI 26-50	W-L RECORDS	RPI 51-100	RPI 101-150	RPI 150+				
6- 7	0- 0	0- 1	OVERALL	0- 3	0- 2	6- 1				
3- 3	0- 0	0- 1	HOME	0- 1	0- 1	3- 0				
3- 3	0- 0	0- 0	AWAY	0- 1	0- 1	3- 1				
0- 1	0- 0	0- 0	NEUTRAL	0- 1	0- 0	0- 0				
6- 3	0- 0	0- 0	NON-CONFERENCE	0- 1	0- 2	6- 0				
3- 1	0- 0	0- 0	HOME	0- 0	0- 1	3- 0				
3- 1	0- 0	0- 0	AWAY	0- 0	0- 1	3- 0				
0- 1	0- 0	0- 0	NEUTRAL	0- 1	0- 0	0- 0				
0- 4	0- 0	0- 1	CONFERENCE	0- 2	0- 0	0- 1				
0- 2	0- 0	0- 1	HOME	0- 1	0- 0	0- 0				
0- 2	0- 0	0- 0	AWAY	0- 1	0- 0	0- 1				
0- 0	0- 0	0- 0	NEUTRAL	0- 0	0- 0	0- 0				

RPI S Opponent	RPI S Opponent	RPI S Opponent	RPI S Opponent	Team's RPI: 165
RPI 1-25	RPI 26-50	RPI 51-100	RPI 101+	Score
39 H Saint Mary's (CA)	91 98	54 H Paci fic	66 76	126 A Portland St.
		58 N Ari zona	70 92	148 H UC Irvine
		95 A Loyol a Marymount	58 76	154 H Utah St.
				180 A Pepperdi ne
				192 H Air Force
				214 H Cal St. Fullerton
				273 A Utah Valley
				284 A Hawai i
				339 A Weber St.
LAST 12 Division I GAMES:				
39 H Saint Mary's (CA)	91 98	180 A Pepperdi ne	68 82	
54 H Paci fic	66 76	192 H Air Force	79 60	
95 A Loyol a Marymount	58 76	148 H UC Irvine	69 84	
58 N Ari zona	70 92	126 A Portland St.	79 92	
284 A Hawai i	72 65	154 H Utah St.	61 54	
339 A Weber St.	89 73	214 H Cal St. Fullerton	83 74	

Non-Div I Games: Warner Paci fic 98 63 Willamette 82 27

Portland



Average RPI Win:	215	WON-LOST	WINNING	LAST 10	STRENGTH OF	OPP. STRENGTH	TEAM	ADJ.	CONF.	ADJ CONF.
Average RPI Loss:	105	RECORD	PCT. RANK	GAMES	SCHEDULE	OF SCHEDULE	RPI	RPI	RPI	RPI
DIV. I ONLY	9- 2	33	8-2	270	191	126	126	14	14	
DIV. I NON-CONF.	7- 1	32	0- 0	336	237	172	172	11	11	
-----										
TOTALS	RPI 1-25	RPI 26-50	W-L RECORDS	RPI 51-100	RPI 101-150	RPI 150+				
9- 2	0- 0	0- 0	OVERALL	2- 1	1- 1	6- 0				
7- 1	0- 0	0- 0	HOME	2- 0	1- 1	4- 0				
2- 1	0- 0	0- 0	AWAY	0- 1	0- 0	2- 0				
0- 0	0- 0	0- 0	NEUTRAL	0- 0	0- 0	0- 0				
7- 1	0- 0	0- 0	NON-CONFERENCE	1- 0	0- 1	6- 0				
5- 1	0- 0	0- 0	HOME	1- 0	0- 1	4- 0				
2- 0	0- 0	0- 0	AWAY	0- 0	0- 0	2- 0				
0- 0	0- 0	0- 0	NEUTRAL	0- 0	0- 0	0- 0				
2- 1	0- 0	0- 0	CONFERENCE	1- 1	1- 0	0- 0				
2- 0	0- 0	0- 0	HOME	1- 0	1- 0	0- 0				
0- 1	0- 0	0- 0	AWAY	0- 1	0- 0	0- 0				
0- 0	0- 0	0- 0	NEUTRAL	0- 0	0- 0	0- 0				

RPI 1-25				RPI 26-50				RPI 51-100				RPI 101+				Team's RPI: 126
RPI	S	Opponent	Score	RPI	S	Opponent	Score	RPI	S	Opponent	Score	RPI	S	Opponent	Score	
								62	A	Northern Colo.	63 79	112	H	Montana St.	55 53	
								75	H	Montana	78 60	148	H	UC Irvine	68 73	
								99	H	UC Davis	65 50	165	H	Portland	92 79	
												223	H	UNLV	58 49	
												279	A	UTEP	89 61	
												309	H	San Jose St.	80 51	
												336	A	Grand Canyon	60 55	
												338	H	Seattle U	68 43	
-----																
LAST 12 Division I GAMES:																
				75	H	Montana	78 60	148	H	UC Irvine	68 73					
				112	H	Montana St.	55 53	223	H	UNLV	58 49					
				62	A	Northern Colo.	63 79	336	A	Grand Canyon	60 55					
				99	H	UC Davis	65 50	279	A	UTEP	89 61					
				309	H	San Jose St.	80 51	165	H	Portland	92 79					
								338	H	Seattle U	68 43					

Non-Div I Games: Warner Pacific 102 49

Portland St.



Average RPI Win:	278	WON-LOST	WINNING	LAST 10	STRENGTH OF	OPP. STRENGTH	TEAM	ADJ.	CONF.	ADJ CONF.
Average RPI Loss:	87	RECORD	PCT. RANK	GAMES	SCHEDULE	OF SCHEDULE	RPI	RPI	RPI	RPI
DIV. I ONLY	3- 7	265	4-6	95	108	157	157	28	28	
DIV. I NON-CONF.	1- 7	319	0- 0	14	108	176	176	25	25	
-----										
TOTALS	RPI 1-25	RPI 26-50	W-L RECORDS	RPI 51-100	RPI 101-150	RPI 150+				
3- 7	0- 1	0- 2	OVERALL	0- 2	0- 1	3- 1				
0- 1	0- 0	0- 0	HOME	0- 0	0- 1	0- 0				
2- 6	0- 1	0- 2	AWAY	0- 2	0- 0	2- 1				
1- 0	0- 0	0- 0	NEUTRAL	0- 0	0- 0	1- 0				
1- 7	0- 1	0- 2	NON-CONFERENCE	0- 2	0- 1	1- 1				
0- 1	0- 0	0- 0	HOME	0- 0	0- 1	0- 0				
0- 6	0- 1	0- 2	AWAY	0- 2	0- 0	0- 1				
1- 0	0- 0	0- 0	NEUTRAL	0- 0	0- 0	1- 0				
2- 0	0- 0	0- 0	CONFERENCE	0- 0	0- 0	2- 0				
0- 0	0- 0	0- 0	HOME	0- 0	0- 0	0- 0				
2- 0	0- 0	0- 0	AWAY	0- 0	0- 0	2- 0				
0- 0	0- 0	0- 0	NEUTRAL	0- 0	0- 0	0- 0				

RPI 1-25				RPI 26-50				RPI 51-100				RPI 101+ Team's RPI: 157			
RPI	S	Opponent	Score	RPI	S	Opponent	Score	RPI	S	Opponent	Score	RPI	S	Opponent	Score
2	A	Iowa St.	46 94	42	A	Texas A&M	57 70	69	A	Oklahoma St.	50 70	105	H	Rice	58 68
				50	A	Arkansas	44 71	89	A	Colorado	38 79	191	A	Southern U.	55 54
												255	A	UTRGV	50 57
												292 N	A	A&M-Corpus Christi	67 59
												350	A	Alcorn	82 61
LAST 12 Division I GAMES:															
350	A	Alcorn	82 61	50	A	Arkansas	44 71	89	A	Colorado	38 79	105	H	Rice	58 68
191	A	Southern U.	55 54	89	A	Colorado	38 79	292 N	A	A&M-Corpus Christi	67 59	255	A	UTRGV	50 57
42	A	Texas A&M	57 70	105	H	Rice	58 68	69	A	Oklahoma St.	50 70				
2	A	Iowa St.	46 94												

Non-Div I Games: Jarvis Christian 117 32 Arlington Baptist 105 31

Prairie View



Average RPI Win:	310	WON-LOST	WINNING	LAST 10	STRENGTH OF	OPP. STRENGTH	TEAM	ADJ.	CONF.	ADJ CONF.
Average RPI Loss:	186	RECORD	PCT. RANK	GAMES	SCHEDULE	OF SCHEDULE	RPI	RPI	RPI	RPI
DIV. I ONLY	3- 10	287	2-8	274	302	312	312	29	29	
DIV. I NON-CONF.	2- 9	297	0- 0	261	271	312	312	29	29	
-----										
TOTALS	RPI 1-25	RPI 26-50	W-L RECORDS	RPI 51-100	RPI 101-150	RPI 150+				
3- 10	0- 0	0- 1	OVERALL	0- 0	0- 1	3- 8				
2- 2	0- 0	0- 0	HOME	0- 0	0- 0	2- 2				
1- 8	0- 0	0- 1	AWAY	0- 0	0- 1	1- 6				
0- 0	0- 0	0- 0	NEUTRAL	0- 0	0- 0	0- 0				
2- 9	0- 0	0- 1	NON-CONFERENCE	0- 0	0- 1	2- 7				
1- 2	0- 0	0- 0	HOME	0- 0	0- 0	1- 2				
1- 7	0- 0	0- 1	AWAY	0- 0	0- 1	1- 5				
0- 0	0- 0	0- 0	NEUTRAL	0- 0	0- 0	0- 0				
1- 1	0- 0	0- 0	CONFERENCE	0- 0	0- 0	1- 1				
1- 0	0- 0	0- 0	HOME	0- 0	0- 0	1- 0				
0- 1	0- 0	0- 0	AWAY	0- 0	0- 0	0- 1				
0- 0	0- 0	0- 0	NEUTRAL	0- 0	0- 0	0- 0				

RPI 1-25				RPI 26-50				RPI 51-100				RPI 101+ Team's RPI: 312			
RPI	S	Opponent	Score	RPI	S	Opponent	Score	RPI	S	Opponent	Score	RPI	S	Opponent	Score
				28	A	Tennessee	49 97					117	A	Georgi a	59 83
												159	A	Davi dson	56 83
												162	A	UNCW	48 63
												170	A	Vanderbi l t	43 78
												208	A	Samford	54 75
												212	A	Furman	68 76
												242	A	Campbel l	46 51
												250	H	Wofford	61 50
												253	H	Ga. Southern	68 69
												307	H	South Carolina St.	48 57
												335	A	Col. of Charleston	71 65
												344	H	Longwood	81 66
LAST 12 Division I GAMES:															
				344	H	Longwood	81 66					253	H	Ga. Southern	68 69
				242	A	Campbel l	46 51					208	A	Samford	54 75
				212	A	Furman	68 76					170	A	Vanderbi l t	43 78
				117	A	Georgi a	59 83					307	H	South Carolina St.	48 57
				335	A	Col. of Charleston	71 65					250	H	Wofford	61 50
				159	A	Davi dson	56 83					162	A	UNCW	48 63

Non-Div I Games:

Presbyterian



Princeton				Through Games Of Jan. 9, 2019							
Average RPI	Win:	186	WON-LOST	WINNING	LAST 10	STRENGTH OF	OPP. STRENGTH	TEAM	ADJ.	CONF.	ADJ
Average RPI	Loss:	76	RECORD	PCT. RANK	GAMES	SCHEDULE	OF SCHEDULE	RPI	RPI	RPI	CONF. RPI
DIV. I ONLY			8- 8	169	7-3	67	78	98	98	11	11
DIV. I NON-CONF.			8- 7	160	0- 0	93	71	83	83	12	12
-----											
TOTALS	RPI 1-25			RPI 26-50		W-L RECORDS	RPI 51-100	RPI 101-150		RPI 150+	
8- 8	0- 1			0- 2		OVERALL	3- 3	0- 1		5- 1	
3- 2	0- 0			0- 0		HOME	2- 1	0- 1		1- 0	
5- 3	0- 0			0- 1		AWAY	1- 1	0- 0		4- 1	
0- 3	0- 1			0- 1		NEUTRAL	0- 1	0- 0		0- 0	
8- 7	0- 1			0- 2		NON-CONFERENCE	3- 2	0- 1		5- 1	
3- 1	0- 0			0- 0		HOME	2- 0	0- 1		1- 0	
5- 3	0- 0			0- 1		AWAY	1- 1	0- 0		4- 1	
0- 3	0- 1			0- 1		NEUTRAL	0- 1	0- 0		0- 0	
0- 1	0- 0			0- 0		CONFERENCE	0- 1	0- 0		0- 0	
0- 1	0- 0			0- 0		HOME	0- 1	0- 0		0- 0	
0- 0	0- 0			0- 0		AWAY	0- 0	0- 0		0- 0	
0- 0	0- 0			0- 0		NEUTRAL	0- 0	0- 0		0- 0	

RPI 1-25				RPI 26-50				RPI 51-100				Team's RPI: 98				RPI 101+			
RPI	S	Opponent	Score	RPI	S	Opponent	Score	RPI	S	Opponent	Score	RPI	S	Opponent	Score	RPI	S	Opponent	Score
5	N	Syracuse	61 92	33	A	Villanova	46 67	57	N	DePaul	67 82	101	H	Seton Hall	66 70				
				49	N	Kansas St.	61 80	77	H	Penn	60 66	159	H	Davison	65 57				
								84	A	Penn St.	71 79	199	A	George Washington	49 64				
								87	H	Quinnipiac	54 42	216	A	Monmouth	79 47				
								94	A	Hartford	75 38	258	A	Rider	89 65				
								96	H	Marist	60 57	272	A	St. Francis Brooklyn	83 64				
												306	A	New Hampshire	90 42				
LAST 12 Division I GAMES:																			
		77	H	Penn	60 66			87	H	Quinnipiac	54 42								
		306	A	New Hampshire	90 42			159	H	Davison	65 57								
		94	A	Hartford	75 38			33	A	Villanova	46 67								
		272	A	St. Francis Brooklyn	83 64			49	N	Kansas St.	61 80								
		96	H	Marist	60 57			5	N	Syracuse	61 92								
		216	A	Monmouth	79 47			57	N	DePaul	67 82								

Non-Div I Games:

Princeton



Average RPI	Win:	202	WON-LOST	WINNING	LAST 10	STRENGTH OF	OPP. STRENGTH	TEAM	ADJ.	CONF.	ADJ CONF.
Average RPI	Loss:	78	RECORD	PCT. RANK	GAMES	SCHEDULE	OF SCHEDULE	RPI	RPI	RPI	RPI
DIV. I ONLY		9- 7		138	6-4	112	75	130	130	5	5
DIV. I NON-CONF.		8- 4		91	1- 0	189	158	128	128	5	5
-----											
TOTALS	RPI 1-25		RPI 26-50		W-L RECORDS	RPI 51-100		RPI 101-150		RPI 150+	
9- 7	0- 2		1- 0		OVERALL	0- 4		2- 0		6- 1	
6- 3	0- 1		1- 0		HOME	0- 2		1- 0		4- 0	
2- 4	0- 1		0- 0		AWAY	0- 2		1- 0		1- 1	
1- 0	0- 0		0- 0		NEUTRAL	0- 0		0- 0		1- 0	
8- 4	0- 1		0- 0		NON-CONFERENCE	0- 2		2- 0		6- 1	
5- 2	0- 1		0- 0		HOME	0- 1		1- 0		4- 0	
2- 2	0- 0		0- 0		AWAY	0- 1		1- 0		1- 1	
1- 0	0- 0		0- 0		NEUTRAL	0- 0		0- 0		1- 0	
1- 3	0- 1		1- 0		CONFERENCE	0- 2		0- 0		0- 0	
1- 1	0- 0		1- 0		HOME	0- 1		0- 0		0- 0	
0- 2	0- 1		0- 0		AWAY	0- 1		0- 0		0- 0	
0- 0	0- 0		0- 0		NEUTRAL	0- 0		0- 0		0- 0	

RPI 1-25				RPI 26-50				RPI 51-100				RPI 101+ Team's RPI: 130			
RPI	S	Opponent	Score	RPI	S	Opponent	Score	RPI	S	Opponent	Score	RPI	S	Opponent	Score
18	A	Marquette	46 85	33	H	Villanova	67 61	57	A	DePaul	62 88	116	A	Boston College	61 57
25	H	Northeastern	59 65					84	A	Penn St.	72 74	119	H	Yale	59 42
								86	H	Georgetown	52 68	180	H	Pepperdine	66 47
								87	H	Quinnipiac	44 48	186	A	Rhode Island	65 72
												228	H	Sacred Heart	62 52
												256	H	La Salle	77 47
												281	H	Northern Ky.	48 43
												299	A	UMass Lowell	71 47
												303	N	Bryant	72 64
-----															
LAST 12 Division I GAMES:															
303	N	Bryant	72 64	281	H	Northern Ky.	48 43	180	H	Pepperdine	66 47	25	H	Northeastern	59 65
33	H	Villanova	67 61	186	A	Rhode Island	65 72	299	A	UMass Lowell	71 47	119	H	Yale	59 42
86	H	Georgetown	52 68												
57	A	DePaul	62 88												
18	A	Marquette	46 85												
256	H	La Salle	77 47												

Non-Div I Games:

Providence



Average RPI Win: **186**  
 Average RPI Loss: **61**

WON-LOST  
RECORD

WINNING  
PCT. RANK

LAST 10  
GAMES

STRENGTH OF  
SCHEDULE

OPP. STRENGTH  
OF SCHEDULE

TEAM  
RPI

ADJ.  
RPI

CONF.  
RPI

ADJ CONF.  
RPI

DIV. I ONLY	11- 5	86	6-4	73	127	74	74	4	4
DIV. I NON-CONF.	9- 4	85	0- 0	71	148	70	70	4	4
-----									
TOTALS	RPI 1-25	RPI 26-50	W-L RECORDS	RPI 51-100	RPI 101-150	RPI 150+			
11- 5	0- 1	1- 1	OVERALL	2- 2	0- 1	8- 0			
9- 1	0- 0	1- 1	HOME	2- 0	0- 0	6- 0			
1- 2	0- 0	0- 0	AWAY	0- 1	0- 1	1- 0			
1- 2	0- 1	0- 0	NEUTRAL	0- 1	0- 0	1- 0			
9- 4	0- 1	1- 1	NON-CONFERENCE	1- 2	0- 0	7- 0			
7- 1	0- 0	1- 1	HOME	1- 0	0- 0	5- 0			
1- 1	0- 0	0- 0	AWAY	0- 1	0- 0	1- 0			
1- 2	0- 1	0- 0	NEUTRAL	0- 1	0- 0	1- 0			
2- 1	0- 0	0- 0	CONFERENCE	1- 0	0- 1	1- 0			
2- 0	0- 0	0- 0	HOME	1- 0	0- 0	1- 0			
0- 1	0- 0	0- 0	AWAY	0- 0	0- 1	0- 0			
0- 0	0- 0	0- 0	NEUTRAL	0- 0	0- 0	0- 0			

RPI 1-25				RPI 26-50				RPI 51-100 Team's RPI: 74				RPI 101+			
RPI	S	Opponent	Score	RPI	S	Opponent	Score	RPI	S	Opponent	Score	RPI	S	Opponent	Score
6	N	UConn	40 <b>86</b>	26	H	Miami (FL)	74 63	59	A	Ohio	73 <b>80</b>	142	A	Wisconsin	69 <b>76</b>
				34	H	South Carolina	73 <b>82</b>	62	N	St. John's (NY)	62 <b>68</b>	166	H	Ohio St.	60 42
								70	H	Harvard	66 65	181	H	Bradley	74 61
								71	H	Michigan	71 70	196	A	Ball St.	80 38
												218	H	Western Ill.	81 60
												231	N	Ole Miss	70 59
												249	H	Loyola Chicago	65 41
												301	H	Albany (NY)	53 41
												342	H	Purdue Fort Wayne	78 44
LAST 12 Division I GAMES:															
				71	H	Michigan	71 70	249	H	Loyola Chicago	65 41				
				142	A	Wisconsin	69 <b>76</b>	59	A	Ohio	73 <b>80</b>				
				166	H	Ohio St.	60 42	26	H	Miami (FL)	74 63				
				181	H	Bradley	74 61	6	N	UConn	40 <b>86</b>				
				301	H	Albany (NY)	53 41	231	N	Ole Miss	70 59				
				34	H	South Carolina	73 <b>82</b>	62	N	St. John's (NY)	62 <b>68</b>				

Non-Div I Games:

Purdue

**Loss**, **Non-Conf**, S Site, **H** Home **A** Away N Neutral



Average RPI Win:	345	WON-LOST	WINNING	LAST 10	STRENGTH OF	OPP. STRENGTH	TEAM	ADJ.	CONF.	ADJ CONF.
Average RPI Loss:	206	RECORD	PCT. RANK	GAMES	SCHEDULE	OF SCHEDULE	RPI	RPI	RPI	RPI

DIV. I ONLY	1- 12	336	1-9	314	324	342	342	18	18
DIV. I NON-CONF.	1- 8	322	0- 0	312	339	343	343	15	15
-----									
TOTALS	RPI 1-25	RPI 26-50	W-L RECORDS	RPI 51-100	RPI 101-150	RPI 150+			
1- 12	0- 0	0- 1	OVERALL	0- 1	0- 0	1- 10			
0- 5	0- 0	0- 1	HOME	0- 0	0- 0	0- 4			
1- 7	0- 0	0- 0	AWAY	0- 1	0- 0	1- 6			
0- 0	0- 0	0- 0	NEUTRAL	0- 0	0- 0	0- 0			
1- 8	0- 0	0- 0	NON-CONFERENCE	0- 1	0- 0	1- 7			
0- 3	0- 0	0- 0	HOME	0- 0	0- 0	0- 3			
1- 5	0- 0	0- 0	AWAY	0- 1	0- 0	1- 4			
0- 0	0- 0	0- 0	NEUTRAL	0- 0	0- 0	0- 0			
0- 4	0- 0	0- 1	CONFERENCE	0- 0	0- 0	0- 3			
0- 2	0- 0	0- 1	HOME	0- 0	0- 0	0- 1			
0- 2	0- 0	0- 0	AWAY	0- 0	0- 0	0- 2			
0- 0	0- 0	0- 0	NEUTRAL	0- 0	0- 0	0- 0			

RPI 1-25	RPI 26-50	RPI 51-100	RPI 101+	Team's RPI: 342
RPI S Opponent Score	RPI S Opponent Score	RPI S Opponent Score	RPI S Opponent Score	
	35 H South Dakota St. 52 85	74 A Purdue 44 78	164 H Oral Roberts 61 72	
			171 A North Dakota 60 79	
			197 A Milwaukee 48 70	
			209 A Eastern Ill. 63 72	
			217 H Eastern Mich. 72 87	
			232 H SIUE 49 57	
			249 A Loyol a Chi cago 67 81	
			288 A Western Mi ch. 61 69	
			310 H Valparaiso 64 68	
			323 A North Dakota St. 54 70	
			345 A Evansville 72 66	
LAST 12 Division I GAMES:				
164 H Oral Roberts 61 72	197 A Milwaukee 48 70			
35 H South Dakota St. 52 85	249 A Loyol a Chi cago 67 81			
171 A North Dakota 60 79	232 H SIUE 49 57			
323 A North Dakota St. 54 70	345 A Evansville 72 66			
310 H Valparaiso 64 68	74 A Purdue 44 78			
217 H Eastern Mich. 72 87	209 A Eastern Ill. 63 72			

Non-Div I Games: Taylor (IN) 84 74 Goshen 86 45 Ind. -Kokomo 87 50



Average RPI	Win:	204	WON-LOST	WINNING	LAST 10	STRENGTH OF	OPP. STRENGTH	TEAM	ADJ.	CONF.	ADJ CONF.
Average RPI	Loss:	46	RECORD	PCT. RANK	GAMES	SCHEDULE	OF SCHEDULE	RPI	RPI	RPI	RPI
DIV. I ONLY		7- 6		149	5-5	48	77	87	87	27	27
DIV. I NON-CONF.		5- 6		177	1- 0	24	44	64	64	28	28
-----											
TOTALS	RPI 1-25		RPI 26-50		W-L RECORDS	RPI 51-100		RPI 101-150		RPI 150+	
7- 6	0- 2		0- 2		OVERALL	1- 2		1- 0		5- 0	
3- 2	0- 2		0- 0		HOME	0- 0		0- 0		3- 0	
3- 2	0- 0		0- 0		AWAY	1- 2		1- 0		1- 0	
1- 2	0- 0		0- 2		NEUTRAL	0- 0		0- 0		1- 0	
5- 6	0- 2		0- 2		NON-CONFERENCE	1- 2		1- 0		3- 0	
1- 2	0- 2		0- 0		HOME	0- 0		0- 0		1- 0	
3- 2	0- 0		0- 0		AWAY	1- 2		1- 0		1- 0	
1- 2	0- 0		0- 2		NEUTRAL	0- 0		0- 0		1- 0	
2- 0	0- 0		0- 0		CONFERENCE	0- 0		0- 0		2- 0	
2- 0	0- 0		0- 0		HOME	0- 0		0- 0		2- 0	
0- 0	0- 0		0- 0		AWAY	0- 0		0- 0		0- 0	
0- 0	0- 0		0- 0		NEUTRAL	0- 0		0- 0		0- 0	

RPI 1-25				RPI 26-50				RPI 51-100				RPI 101+			
RPI	S	Opponent	Score	RPI	S	Opponent	Score	RPI	S	Opponent	Score	RPI	S	Opponent	Score
20	H	Central Mich.	52 67	31	N	Missouri	51 65	68	A	Bucknell	58 75	130	A	Providence	48 44
23	H	UCF	45 47	36	N	Texas	55 56	70	A	Harvard	72 67	174	A	Drexel	56 52
								98	A	Princeton	42 54	196	N	Ball St.	69 66
												275	H	Richmond	65 48
												285	H	Fairfield	81 36
												297	H	Saint Peter's	90 45
-----															
LAST 12 Division I GAMES:															
196	N	Ball St.	69 66	98	A	Princeton	42 54	20	H	Central Mich.	52 67				
31	N	Missouri	51 65	70	A	Harvard	72 67	36	N	Texas	55 56				
297	H	Saint Peter's	90 45	130	A	Providence	48 44	23	H	UCF	45 47				
285	H	Fairfield	81 36	68	A	Bucknell	58 75	275	H	Richmond	65 48				

Non-Div I Games:

Qui nni pi ac



Average RPI Win:	221	WON-LOST	WINNING	LAST 10	STRENGTH OF	OPP. STRENGTH	TEAM	ADJ.	CONF.	ADJ CONF.
Average RPI Loss:	109	RECORD	PCT. RANK	GAMES	SCHEDULE	OF SCHEDULE	RPI	RPI	RPI	RPI
DIV. I ONLY	7- 5	125	6-4	139	201	129	129	29	29	
DIV. I NON-CONF.	5- 5	162	0- 0	132	176	136	136	29	29	
-----										
TOTALS	RPI 1-25	RPI 26-50	W-L RECORDS	RPI 51-100	RPI 101-150	RPI 150+				
7- 5	0- 1	0- 0	OVERALL	0- 2	1- 0	6- 2				
4- 1	0- 0	0- 0	HOME	0- 0	0- 0	4- 1				
2- 3	0- 1	0- 0	AWAY	0- 1	1- 0	1- 1				
1- 1	0- 0	0- 0	NEUTRAL	0- 1	0- 0	1- 0				
5- 5	0- 1	0- 0	NON-CONFERENCE	0- 2	1- 0	4- 2				
2- 1	0- 0	0- 0	HOME	0- 0	0- 0	2- 1				
2- 3	0- 1	0- 0	AWAY	0- 1	1- 0	1- 1				
1- 1	0- 0	0- 0	NEUTRAL	0- 1	0- 0	1- 0				
2- 0	0- 0	0- 0	CONFERENCE	0- 0	0- 0	2- 0				
2- 0	0- 0	0- 0	HOME	0- 0	0- 0	2- 0				
0- 0	0- 0	0- 0	AWAY	0- 0	0- 0	0- 0				
0- 0	0- 0	0- 0	NEUTRAL	0- 0	0- 0	0- 0				

RPI 1-25				RPI 26-50				RPI 51-100				RPI 101+				Team's RPI: 129
RPI	S	Opponent	Score	RPI	S	Opponent	Score	RPI	S	Opponent	Score	RPI	S	Opponent	Score	
9	A	NC State	58 75					55	A	Virginia Tech	44 55	140	A	Virginia	57 44	
								88	N	Nebraska	39 77	163	A	VCU	54 49	
												183	H	High Point	80 58	
												190	H	Morehead St.	72 79	
												204	A	Mt. St. Mary's	77 89	
												244	H	UNC Asheville	60 46	
												245	N	Temple	56 50	
												265	H	ETSU	79 64	
												307	H	South Carolina St.	61 31	
LAST 12 Division I GAMES:																
183	H	High Point	80 58	55	A	Virginia Tech	44 55									
244	H	UNC Asheville	60 46	88	N	Nebraska	39 77	245	N	Temple	56 50					
204	A	Mt. St. Mary's	77 89	9	A	NC State	58 75									
163	A	VCU	54 49	190	H	Morehead St.	72 79	265	H	ETSU	79 64					
140	A	Virginia	57 44	307	H	South Carolina St.	61 31									

Non-Div I Games: Shepherd 60 46

Radford



Average RPI Win: 236		WON-LOST	WINNING	LAST 10	STRENGTH OF	OPP. STRENGTH	TEAM	ADJ.	CONF.	ADJ CONF.
Average RPI Loss: 113		RECORD	PCT. RANK	GAMES	SCHEDULE	OF SCHEDULE	RPI	RPI	RPI	RPI
DIV. I ONLY		6- 8	202	4-6	141	148	186	186	16	16
DIV. I NON-CONF.		5- 7	206	1- 0	77	175	160	160	18	18
-----										
TOTALS		RPI 1-25		RPI 26-50	W-L RECORDS		RPI 51-100	RPI 101-150	RPI 150+	
6- 8		0- 0		0- 1	OVERALL		0- 4	1- 1	5- 2	
3- 4		0- 0		0- 0	HOME		0- 2	1- 1	2- 1	
3- 4		0- 0		0- 1	AWAY		0- 2	0- 0	3- 1	
0- 0		0- 0		0- 0	NEUTRAL		0- 0	0- 0	0- 0	
5- 7		0- 0		0- 1	NON-CONFERENCE		0- 4	1- 1	4- 1	
3- 3		0- 0		0- 0	HOME		0- 2	1- 1	2- 0	
2- 4		0- 0		0- 1	AWAY		0- 2	0- 0	2- 1	
0- 0		0- 0		0- 0	NEUTRAL		0- 0	0- 0	0- 0	
1- 1		0- 0		0- 0	CONFERENCE		0- 0	0- 0	1- 1	
0- 1		0- 0		0- 0	HOME		0- 0	0- 0	0- 1	
1- 0		0- 0		0- 0	AWAY		0- 0	0- 0	1- 0	
0- 0		0- 0		0- 0	NEUTRAL		0- 0	0- 0	0- 0	

RPI 1-25				RPI 26-50				RPI 51-100				RPI 101+ Team's RPI: 186			
RPI	S	Opponent	Score	RPI	S	Opponent	Score	RPI	S	Opponent	Score	RPI	S	Opponent	Score
				27	A	Kentucky	52 75	70	H	Harvard	47 80	116	H	Boston College	64 88
								73	A	Minnesota	71 91	130	H	Providence	72 65
								94	H	Hartford	51 65	171	H	North Dakota	77 63
								97	A	Clemson	67 80	199	H	George Washington	59 64
												230	A	Holy Cross	65 73
												237	H	Brown	72 67
												275	A	Richmond	66 60
												290	A	Robert Morris	46 41
												313	A	Vermont	61 58
LAST 12 Division I GAMES:															
237	H	Brown	72 67	97	A	Clemson	67 80	27	A	Kentucky	52 75	130	H	Providence	72 65
199	H	George Washington	59 64	73	A	Minnesota	71 91	171	H	North Dakota	77 63	230	A	Holy Cross	65 73
275	A	Richmond	66 60	94	H	Hartford	51 65	313	A	Vermont	61 58				

Non-Div I Games:

Rhode Island



Average RPI Win:	232	WON-LOST	WINNING	LAST 10	STRENGTH OF	OPP. STRENGTH	TEAM	ADJ.	CONF.	ADJ CONF.
Average RPI Loss:	37	RECORD	PCT. RANK	GAMES	SCHEDULE	OF SCHEDULE	RPI	RPI	RPI	RPI
DIV. I ONLY	11- 3	45	9-1	307	69	105	105	17	17	
DIV. I NON-CONF.	9- 3	62	0- 0	317	52	126	126	19	19	
-----										
TOTALS	RPI 1-25	RPI 26-50	W-L RECORDS	RPI 51-100	RPI 101-150	RPI 150+				
11- 3	0- 0	0- 3	OVERALL	0- 0	0- 0	11- 0				
5- 0	0- 0	0- 0	HOME	0- 0	0- 0	5- 0				
5- 2	0- 0	0- 2	AWAY	0- 0	0- 0	5- 0				
1- 1	0- 0	0- 1	NEUTRAL	0- 0	0- 0	1- 0				
9- 3	0- 0	0- 3	NON-CONFERENCE	0- 0	0- 0	9- 0				
5- 0	0- 0	0- 0	HOME	0- 0	0- 0	5- 0				
3- 2	0- 0	0- 2	AWAY	0- 0	0- 0	3- 0				
1- 1	0- 0	0- 1	NEUTRAL	0- 0	0- 0	1- 0				
2- 0	0- 0	0- 0	CONFERENCE	0- 0	0- 0	2- 0				
0- 0	0- 0	0- 0	HOME	0- 0	0- 0	0- 0				
2- 0	0- 0	0- 0	AWAY	0- 0	0- 0	2- 0				
0- 0	0- 0	0- 0	NEUTRAL	0- 0	0- 0	0- 0				

RPI	S	Opponent	Score	RPI	S	Opponent	Score	RPI	S	Opponent	Score	RPI	S	Opponent	Score
29	A	UCLA	50 59	41	N	North Carolina	50 71	42	A	Texas A&M	54 65	157	A	Prairie View	68 58
												176	H	Georgia St.	66 49
												178	A	Little Rock	79 65
												189	A	Louisiana Tech	61 51
												193	N	Coastal Caro.	56 52
												246	H	SMU	66 52
												247	A	Southern Miss.	58 47
												257	H	Texas Southern	76 71
												276	H	New Orleans	67 56
												298	A	Incarnate Word	74 63
												340	H	McNeese	93 65
-----															
LAST 12 Division I GAMES:															
189	A	Louisiana Tech	61 51	157	A	Prairie View	68 58	276	H	New Orleans	67 56	340	H	McNeese	93 65
247	A	Southern Miss.	58 47	276	H	New Orleans	67 56	176	H	Georgia St.	66 49	257	H	Texas Southern	76 71
298	A	Incarnate Word	74 63	340	H	McNeese	93 65	178	A	Little Rock	79 65				
193	N	Coastal Caro.	56 52	176	H	Georgia St.	66 49								
41	N	North Carolina	50 71												
246	H	SMU	66 52												

Non-Div I Games:

Rice



Average RPI Win:	245	WON-LOST	WINNING	LAST 10	STRENGTH OF	OPP. STRENGTH	TEAM	ADJ.	CONF.	ADJ CONF.
Average RPI Loss:	132	RECORD	PCT. RANK	GAMES	SCHEDULE	OF SCHEDULE	RPI	RPI	RPI	RPI
DIV. I ONLY	3- 12	302	2-8	130	180	275	275	16	16	
DIV. I NON-CONF.	3- 10	278	0- 0	130	169	273	273	18	18	
-----										
TOTALS	RPI 1-25	RPI 26-50	W-L RECORDS	RPI 51-100	RPI 101-150	RPI 150+				
3- 12	0- 1	0- 0	OVERALL	0- 5	0- 2	3- 4				
3- 5	0- 0	0- 0	HOME	0- 2	0- 0	3- 3				
0- 6	0- 1	0- 0	AWAY	0- 2	0- 2	0- 1				
0- 1	0- 0	0- 0	NEUTRAL	0- 1	0- 0	0- 0				
3- 10	0- 1	0- 0	NON-CONFERENCE	0- 5	0- 1	3- 3				
3- 4	0- 0	0- 0	HOME	0- 2	0- 0	3- 2				
0- 5	0- 1	0- 0	AWAY	0- 2	0- 1	0- 1				
0- 1	0- 0	0- 0	NEUTRAL	0- 1	0- 0	0- 0				
0- 2	0- 0	0- 0	CONFERENCE	0- 0	0- 1	0- 1				
0- 1	0- 0	0- 0	HOME	0- 0	0- 0	0- 1				
0- 1	0- 0	0- 0	AWAY	0- 0	0- 1	0- 0				
0- 0	0- 0	0- 0	NEUTRAL	0- 0	0- 0	0- 0				

RPI	S	Opponent	Score	RPI	S	Opponent	Score	RPI	S	Opponent	Score	RPI	S	Opponent	Score	Team's RPI: 275
23	A	UCF	48 70					55	N	Virginia Tech	57 85	114	A	Fordham	48 60	
								59	H	Ohio	58 109	137	A	William & Mary	55 65	
								86	H	Georgetown	53 73	174	H	Drexel	35 58	
								87	A	Quinnipiac	48 65	186	H	Rhode Island	60 66	
								93	A	Wake Forest	48 62	198	H	UMES	57 55	
												220	H	Howard	67 60	
												285	H	Fairfield	40 58	
												286	A	Fla. Atlantic	55 69	
												317	H	UNC Greensboro	59 48	
-----																
LAST 12 Division I GAMES:																
114	A	Fordham	48 60	220	H	Howard	67 60	137	A	William & Mary	55 65	55	N	Virginia Tech	57 85	
186	H	Rhode Island	60 66	55	A	UCF	48 70	286	A	Fla. Atlantic	55 69	198	H	UMES	57 55	
317	H	UNC Greensboro	59 48													
174	H	Drexel	35 58													
59	H	Ohio	58 109													
87	A	Quinnipiac	48 65													

Non-Div I Games:

Richmond



Average RPI	Win:	270	WON-LOST	WINNING	LAST 10	STRENGTH OF	OPP. STRENGTH	TEAM	ADJ.	CONF.	ADJ CONF.
Average RPI	Loss:	163	RECORD	PCT. RANK	GAMES	SCHEDULE	OF SCHEDULE	RPI	RPI	RPI	RPI
DIV. I ONLY		5- 7		208	5-5	279	223	258	258	27	27
DIV. I NON-CONF.		4- 7		228	0- 1	263	218	267	267	28	28
-----											
TOTALS	RPI 1-25		RPI 26-50		W-L RECORDS	RPI 51-100		RPI 101-150		RPI 150+	
5- 7	0- 0		0- 0		OVERALL	0- 3		0- 1		5- 3	
3- 3	0- 0		0- 0		HOME	0- 2		0- 0		3- 1	
2- 3	0- 0		0- 0		AWAY	0- 1		0- 0		2- 2	
0- 1	0- 0		0- 0		NEUTRAL	0- 0		0- 1		0- 0	
4- 7	0- 0		0- 0		NON-CONFERENCE	0- 3		0- 1		4- 3	
2- 3	0- 0		0- 0		HOME	0- 2		0- 0		2- 1	
2- 3	0- 0		0- 0		AWAY	0- 1		0- 0		2- 2	
0- 1	0- 0		0- 0		NEUTRAL	0- 0		0- 1		0- 0	
1- 0	0- 0		0- 0		CONFERENCE	0- 0		0- 0		1- 0	
1- 0	0- 0		0- 0		HOME	0- 0		0- 0		1- 0	
0- 0	0- 0		0- 0		AWAY	0- 0		0- 0		0- 0	
0- 0	0- 0		0- 0		NEUTRAL	0- 0		0- 0		0- 0	

RPI 1-25				RPI 26-50				RPI 51-100				RPI 101+ Team's RPI: 258			
RPI	S	Opponent	Score	RPI	S	Opponent	Score	RPI	S	Opponent	Score	RPI	S	Opponent	Score
								68	A	Bucknell	59 80	116	N	Boston College	61 112
								86	H	Georgetown	49 79	204	H	Mt. St. Mary's	85 67
								98	H	Princeton	65 89	227	H	Navy	60 66
												230	A	Holy Cross	61 71
												251	A	Binghamton	62 57
												285	H	Fairfield	62 59
												289	A	Saint Joseph's	56 54
												313	A	Vermont	49 54
												322	H	NJIT	67 46
-----															
LAST 12 Division I GAMES:															
116	N	Boston College	61 112	322	H	NJIT	67 46	289	A	Saint Joseph's	56 54	204	H	Mt. St. Mary's	85 67
285	H	Fairfield	62 59	289	A	Saint Joseph's	56 54	204	H	Mt. St. Mary's	85 67	230	A	Holy Cross	61 71
86	H	Georgetown	49 79	204	H	Mt. St. Mary's	85 67	230	A	Holy Cross	61 71	313	A	Vermont	49 54
68	A	Bucknell	59 80	230	A	Holy Cross	61 71	313	A	Vermont	49 54	322	H	NJIT	67 46
251	A	Binghamton	62 57	313	A	Vermont	49 54	322	H	NJIT	67 46				
227	H	Navy	60 66	322	H	NJIT	67 46								

Non-Div I Games:

Ri der



Average RPI Win:	289	WON-LOST	WINNING	LAST 10	STRENGTH OF	OPP. STRENGTH	TEAM	ADJ.	CONF.	ADJ CONF.
Average RPI Loss:	126	RECORD	PCT. RANK	GAMES	SCHEDULE	OF SCHEDULE	RPI	RPI	RPI	RPI
DIV. I ONLY	4- 8	247	4-6	251	207	290	290	31	31	
DIV. I NON-CONF.	2- 8	293	0- 1	191	151	301	301	31	31	
-----										
TOTALS	RPI 1-25	RPI 26-50	W-L RECORDS	RPI 51-100	RPI 101-150	RPI 150+				
4- 8	0- 1	0- 0	OVERALL	0- 3	0- 1	4- 3				
4- 3	0- 0	0- 0	HOME	0- 2	0- 0	4- 1				
0- 4	0- 1	0- 0	AWAY	0- 1	0- 1	0- 1				
0- 1	0- 0	0- 0	NEUTRAL	0- 0	0- 0	0- 1				
2- 8	0- 1	0- 0	NON-CONFERENCE	0- 3	0- 1	2- 3				
2- 3	0- 0	0- 0	HOME	0- 2	0- 0	2- 1				
0- 4	0- 1	0- 0	AWAY	0- 1	0- 1	0- 1				
0- 1	0- 0	0- 0	NEUTRAL	0- 0	0- 0	0- 1				
2- 0	0- 0	0- 0	CONFERENCE	0- 0	0- 0	2- 0				
2- 0	0- 0	0- 0	HOME	0- 0	0- 0	2- 0				
0- 0	0- 0	0- 0	AWAY	0- 0	0- 0	0- 0				
0- 0	0- 0	0- 0	NEUTRAL	0- 0	0- 0	0- 0				

RPI 1-25				RPI 26-50				RPI 51-100				RPI 101+ Team's RPI: 290			
RPI	S	Opponent	Score	RPI	S	Opponent	Score	RPI	S	Opponent	Score	RPI	S	Opponent	Score
13	A	Iowa	63 92					65	H	James Madison	36 59	103	A	Youngstown St.	59 69
								95	A	Loyola Marymount	53 61	186	H	Rhode Island	41 46
								100	H	Kent St.	46 54	203	A	Bowling Green	60 61
												204	H	Mt. St. Mary's	70 58
												246	N	SMU	55 60
												256	H	La Salle	67 39
												346	H	Delaware St.	64 63
												349	H	Fairleigh Dickinson	71 49
LAST 12 Division I GAMES:															
95	A	Loyola Marymount	53 61	13	A	Iowa	63 92	246	N	SMU	55 60	203	A	Bowling Green	60 61
349	H	Fairleigh Dickinson	71 49	204	H	Mt. St. Mary's	70 58	186	H	Rhode Island	41 46	256	H	La Salle	67 39
65	H	James Madison	36 59	346	H	Delaware St.	64 63	103	A	Youngstown St.	59 69				
100	H	Kent St.	46 54												

Non-Div I Games: Pitt.-Johnstown 73 53

Robert Morris



Average RPI Win: 157

Average RPI Loss: 25

WON-LOST  
RECORDWINNING  
PCT. RANKLAST 10  
GAMESSTRENGTH OF  
SCHEDULEOPP. STRENGTH  
OF SCHEDULETEAM  
RPIADJ.  
RPICONF.  
RPIADJ CONF.  
RPIDIV. I ONLY  
DIV. I NON-CONF.

12- 3

37

8-2

33

65

19

19

4

4

8- 3

72

1- 1

88

93

51

51

4

4

TOTALS

RPI 1-25

RPI 26-50

W-L RECORDS

RPI 51-100

RPI 101-150

RPI 150+

12- 3

0- 2

1- 0

OVERALL

4- 1

2- 0

5- 0

8- 0

0- 0

0- 0

HOME

3- 0

1- 0

4- 0

3- 1

0- 0

1- 0

AWAY

1- 1

1- 0

0- 0

1- 2

0- 2

0- 0

NEUTRAL

0- 0

0- 0

1- 0

8- 3

0- 2

0- 0

NON-CONFERENCE

2- 1

1- 0

5- 0

6- 0

0- 0

0- 0

HOME

1- 0

1- 0

4- 0

1- 1

0- 0

0- 0

AWAY

1- 1

0- 0

0- 0

1- 2

0- 2

0- 0

NEUTRAL

0- 0

0- 0

1- 0

4- 0

0- 0

1- 0

CONFERENCE

2- 0

1- 0

0- 0

2- 0

0- 0

0- 0

HOME

2- 0

0- 0

0- 0

2- 0

0- 0

1- 0

AWAY

0- 0

1- 0

0- 0

0- 0

0- 0

0- 0

NEUTRAL

0- 0

0- 0

0- 0

RPI 1-25

Team's RPI: 19

RPI 26-50

RPI 51-100

RPI 101+

RPI	S	Opponent	Score
10	N	Drake	59 69
11	N	Gonzaga	40 57

RPI	S	Opponent	Score
30	A	Maryland	73 65

RPI	S	Opponent	Score
52	H	LSU	57 43
55	A	Virginia Tech	51 67
70	A	Harvard	60 49
83	H	Northwestern	45 41
84	H	Penn St.	74 61

RPI	S	Opponent	Score
133	H	Stony Brook	61 47
141	A	Illinois	71 60
210	H	Saint Francis (PA)	96 52
237	H	Brown	73 52
265	N	ETSU	68 44
277	H	Central Conn. St.	73 44
301	H	Albany (NY)	65 39

LAST 12 Division I GAMES:

265	N	ETSU	68	44	83	H	Northwestern	45	41
11	N	Gonzaga	40	57	52	H	LSU	57	43
141	A	Illinois	71	60	70	A	Harvard	60	49
84	H	Penn St.	74	61	55	A	Virginia Tech	51	67
237	H	Brown	73	52	10	N	Drake	59	69
30	A	Maryland	73	65	301	H	Albany (NY)	65	39

R  
u  
t  
g  
e  
r  
sR  
u  
t  
g  
e  
r  
s

Non-Div I Games:

Rutgers

Loss, Non-Conf, S Site, H Home A Away N Neutral



Average RPI Win:	203	WON-LOST	WINNING	LAST 10	STRENGTH OF	OPP. STRENGTH	TEAM	ADJ.	CONF.	ADJ CONF.
Average RPI Loss:	73	RECORD	PCT. RANK	GAMES	SCHEDULE	OF SCHEDULE	RPI	RPI	RPI	RPI
DIV. I ONLY	8- 3	67	8-2	96	253	48	48	25	25	
DIV. I NON-CONF.	6- 3	91	0- 1	90	215	56	56	22	22	
-----										
TOTALS	RPI 1-25	RPI 26-50	W-L RECORDS	RPI 51-100	RPI 101-150	RPI 150+				
8- 3	0- 0	0- 2	OVERALL	0- 0	3- 1	5- 0				
5- 0	0- 0	0- 0	HOME	0- 0	2- 0	3- 0				
1- 3	0- 0	0- 2	AWAY	0- 0	0- 1	1- 0				
2- 0	0- 0	0- 0	NEUTRAL	0- 0	1- 0	1- 0				
6- 3	0- 0	0- 2	NON-CONFERENCE	0- 0	3- 1	3- 0				
4- 0	0- 0	0- 0	HOME	0- 0	2- 0	2- 0				
0- 3	0- 0	0- 2	AWAY	0- 0	0- 1	0- 0				
2- 0	0- 0	0- 0	NEUTRAL	0- 0	1- 0	1- 0				
2- 0	0- 0	0- 0	CONFERENCE	0- 0	0- 0	2- 0				
1- 0	0- 0	0- 0	HOME	0- 0	0- 0	1- 0				
1- 0	0- 0	0- 0	AWAY	0- 0	0- 0	1- 0				
0- 0	0- 0	0- 0	NEUTRAL	0- 0	0- 0	0- 0				

S  
F  
A

RPI 1-25				RPI 26-50				Team's RPI: 48				RPI 51-100				RPI 101+			
RPI	S	Opponent	Score	RPI	S	Opponent	Score	RPI	S	Opponent	Score	RPI	S	Opponent	Score	RPI	S	Opponent	Score
26	A	Mi ami (FL)	60	81	44	A	New Mexi co	33	74							112	H	Montana St.	60 53
																119	N	Yale	67 57
																144	H	Tul sa	76 34
																149	A	Texas Tech	69 77
																179	H	Nichol ls St.	70 62
																239	A	Southeastern La.	62 51
																240	N	Hampton	70 68
																257	H	Texas Southern	74 55
																332	H	Morgan St.	69 42
LAST 12 Di vi si on I GAMES:																			
44	A	New Mexi co	33	74	112	H	Montana St.	60	53	149	A	Texas Tech	69	77	144	H	Tul sa	76	34
119	N	Yale	67	57	332	H	Morgan St.	69	42	26	A	Mi ami (FL)	60	81					
179	H	Nichol ls St.	70	62															
239	A	Southeastern La.	62	51															
240	N	Hampton	70	68															
257	H	Texas Southern	74	55															

S  
F  
A

Non-Div I Games: Wiley 97 38 Cameron 86 59 Our Lady of the Lake 63 77

SFA



S  
I  
U  
E

SIUE		Through Games Of Jan. 9, 2019									
Average RPI	Win:	280	WON-LOST	WINNING	LAST 10	STRENGTH OF	OPP. STRENGTH	TEAM	ADJ.	CONF.	ADJ CONF.
Average RPI	Loss:	164	RECORD	PCT. RANK	GAMES	SCHEDULE	OF SCHEDULE	RPI	RPI	RPI	RPI
DIV. I ONLY		5- 7	208	4-6	317	241	232	232	20	20	
DIV. I NON-CONF.		4- 6	212	0- 0	311	248	244	244	20	20	
-----											
TOTALS	RPI 1-25		RPI 26-50		W-L RECORDS	RPI 51-100		RPI 101-150		RPI 150+	
5- 7	0- 0		0- 1		OVERALL	0- 0		0- 2		5- 4	
1- 1	0- 0		0- 0		HOME	0- 0		0- 0		1- 1	
4- 5	0- 0		0- 1		AWAY	0- 0		0- 1		4- 3	
0- 1	0- 0		0- 0		NEUTRAL	0- 0		0- 1		0- 0	
4- 6	0- 0		0- 1		NON-CONFERENCE	0- 0		0- 2		4- 3	
1- 0	0- 0		0- 0		HOME	0- 0		0- 0		1- 0	
3- 5	0- 0		0- 1		AWAY	0- 0		0- 1		3- 3	
0- 1	0- 0		0- 0		NEUTRAL	0- 0		0- 1		0- 0	
1- 1	0- 0		0- 0		CONFERENCE	0- 0		0- 0		1- 1	
0- 1	0- 0		0- 0		HOME	0- 0		0- 0		0- 1	
1- 0	0- 0		0- 0		AWAY	0- 0		0- 0		1- 0	
0- 0	0- 0		0- 0		NEUTRAL	0- 0		0- 0		0- 0	

S  
I  
U  
E

RPI 1-25				RPI 26-50				RPI 51-100				RPI 101+ Team's RPI: 232			
RPI	S	Opponent	Score	RPI	S	Opponent	Score	RPI	S	Opponent	Score	RPI	S	Opponent	Score
				31	A	Missouri	36 59					141	A	Illinois	57 74
												143	N	Missouri St.	65 68
												168	H	Illinois St.	68 61
												182	A	UMKC	75 80
												195	A	Saint Louis	56 63
												206	H	Southeast Mo. St.	52 62
												209	A	Eastern Ill.	65 56
												249	A	Loyol a Chi cago	43 56
												337	A	Chi cago St.	82 66
												342	A	Purdue Fort Wayne	57 49
												345	A	Evansville	54 45
-----															
LAST 12 Division I GAMES:															
				206	H	Southeast Mo. St.	52 62	209	A	Eastern Ill.	65 56				
				143	N	Missouri St.	65 68	195	A	Saint Louis	56 63				
				182	A	UMKC	75 80	342	A	Purdue Fort Wayne	57 49				
				141	A	Illinois	57 74	31	A	Missouri	36 59				
				337	A	Chi cago St.	82 66	345	A	Evansville	54 45				
				249	A	Loyol a Chi cago	43 56	168	H	Illinois St.	68 61				

Non-Div I Games: McKendree 64 63

SIUE







Average RPI Win:	225	WON-LOST	WINNING	LAST 10	STRENGTH OF	OPP. STRENGTH	TEAM	ADJ.	CONF.	ADJ CONF.
Average RPI Loss:	116	RECORD	PCT. RANK	GAMES	SCHEDULE	OF SCHEDULE	RPI	RPI	RPI	RPI
DIV. I ONLY	3- 7	265	3-7	120	210	234	234	14	14	
DIV. I NON-CONF.	3- 4	199	1- 0	146	273	219	219	11	11	
<hr/>										
TOTALS	RPI 1-25	RPI 26-50	W-L RECORDS	RPI 51-100	RPI 101-150	RPI 150+				
3- 7	0- 0	0- 1	OVERALL	0- 3	1- 1	2- 2				
1- 4	0- 0	0- 0	HOME	0- 2	0- 1	1- 1				
0- 2	0- 0	0- 1	AWAY	0- 1	0- 0	0- 0				
2- 1	0- 0	0- 0	NEUTRAL	0- 0	1- 0	1- 1				
3- 4	0- 0	0- 1	NON-CONFERENCE	0- 1	1- 0	2- 2				
1- 2	0- 0	0- 0	HOME	0- 1	0- 0	1- 1				
0- 1	0- 0	0- 1	AWAY	0- 0	0- 0	0- 0				
2- 1	0- 0	0- 0	NEUTRAL	0- 0	1- 0	1- 1				
0- 3	0- 0	0- 0	CONFERENCE	0- 2	0- 1	0- 0				
0- 2	0- 0	0- 0	HOME	0- 1	0- 1	0- 0				
0- 1	0- 0	0- 0	AWAY	0- 1	0- 0	0- 0				
0- 0	0- 0	0- 0	NEUTRAL	0- 0	0- 0	0- 0				

RPI 1-25				RPI 26-50				RPI 51-100				RPI 101+				Team's RPI: 234
RPI	S	Opponent	Score	RPI	S	Opponent	Score	RPI	S	Opponent	Score	RPI	S	Opponent	Score	
				44	A	New Mexico	53 85	62	A	Northern Colo.	69 82	112	H	Montana St.	53 69	
								75	H	Montana	86 88	141	N	Illinois	109 107	
								99	H	UC Davis	60 109	180	N	Pepperdine	97 113	
												240	N	Hampton	65 61	
												241	H	San Francisco	75 86	
												293	H	Cal Poly	88 85	
<hr/>																
LAST 12 Division I GAMES:																
				112	H	Montana St.	53 69	240	N	Hampton	65 61					
				75	H	Montana	86 88	141	N	Illinois	109 107					
				62	A	Northern Colo.	69 82	180	N	Pepperdine	97 113					
				44	A	New Mexico	53 85	293	H	Cal Poly	88 85					
				99	H	UC Davis	60 109									
				241	H	San Francisco	75 86									

Non-Div I Games: Antelope Valley 86 80

Sacramento St.



Average RPI Win:	300	WON-LOST	WINNING	LAST 10	STRENGTH OF	OPP. STRENGTH	TEAM	ADJ.	CONF.	ADJ CONF.
Average RPI Loss:	156	RECORD	PCT. RANK	GAMES	SCHEDULE	OF SCHEDULE	RPI	RPI	RPI	RPI
DIV. I ONLY	6- 7	188	4-6	269	318	228	228	31	31	
DIV. I NON-CONF.	4- 7	228	0- 0	186	299	220	220	31	31	
-----										
TOTALS	RPI 1-25	RPI 26-50	W-L RECORDS	RPI 51-100	RPI 101-150	RPI 150+				
6- 7	0- 0	0- 1	OVERALL	0- 0	0- 3	6- 3				
3- 3	0- 0	0- 0	HOME	0- 0	0- 1	3- 2				
3- 4	0- 0	0- 1	AWAY	0- 0	0- 2	3- 1				
0- 0	0- 0	0- 0	NEUTRAL	0- 0	0- 0	0- 0				
4- 7	0- 0	0- 1	NON-CONFERENCE	0- 0	0- 3	4- 3				
1- 3	0- 0	0- 0	HOME	0- 0	0- 1	1- 2				
3- 4	0- 0	0- 1	AWAY	0- 0	0- 2	3- 1				
0- 0	0- 0	0- 0	NEUTRAL	0- 0	0- 0	0- 0				
2- 0	0- 0	0- 0	CONFERENCE	0- 0	0- 0	2- 0				
2- 0	0- 0	0- 0	HOME	0- 0	0- 0	2- 0				
0- 0	0- 0	0- 0	AWAY	0- 0	0- 0	0- 0				
0- 0	0- 0	0- 0	NEUTRAL	0- 0	0- 0	0- 0				

RPI 1-25				RPI 26-50				RPI 51-100				RPI 101+ Team's RPI: 228			
RPI	S	Opponent	Score	RPI	S	Opponent	Score	RPI	S	Opponent	Score	RPI	S	Opponent	Score
				27	A	Kentucky	43 71					111	A	Lehigh	66 70
												130	A	Providence	52 62
												133	H	Stony Brook	58 73
												188	A	Massachusetts	61 78
												216	H	Monmouth	50 55
												252	A	Hofstra	70 64
												269	H	Siena	72 50
												277	H	Central Conn. St.	66 61
												289	H	Saint Joseph's	44 61
												306	A	New Hampshire	71 60
												343	A	Manhattan	74 46
												351	H	LIU Brooklyn	75 53
LAST 12 Division I GAMES:															
289	H	Saint Joseph's	44 61	351	H	LIU Brooklyn	75 53	277	H	Central Conn. St.	66 61				
343	A	Manhattan	74 46	27	A	Kentucky	43 71	130	A	Providence	52 62				
111	A	Lehigh	66 70	130	A	New Hampshire	71 60	269	H	Siena	72 50				
133	H	Stony Brook	58 73												
252	A	Hofstra	70 64												
216	H	Monmouth	50 55												

Non-Div I Games:

Sacred Heart



Average RPI Win:	272	WON-LOST	WINNING	LAST 10	STRENGTH OF	OPP. STRENGTH	TEAM	ADJ.	CONF.	ADJ CONF.
Average RPI Loss:	93	RECORD	PCT. RANK	GAMES	SCHEDULE	OF SCHEDULE	RPI	RPI	RPI	RPI
DIV. I ONLY	4- 9	256	4-6	111	167	210	210	31	31	
DIV. I NON-CONF.	2- 9	297	0- 1	59	102	214	214	31	31	
-----										
TOTALS	RPI 1-25	RPI 26-50	W-L RECORDS	RPI 51-100	RPI 101-150	RPI 150+				
4- 9	0- 2	0- 1	OVERALL	0- 3	0- 2	4- 1				
3- 2	0- 0	0- 0	HOME	0- 1	0- 1	3- 0				
1- 5	0- 2	0- 0	AWAY	0- 1	0- 1	1- 1				
0- 2	0- 0	0- 1	NEUTRAL	0- 1	0- 0	0- 0				
2- 9	0- 2	0- 1	NON-CONFERENCE	0- 3	0- 2	2- 1				
1- 2	0- 0	0- 0	HOME	0- 1	0- 1	1- 0				
1- 5	0- 2	0- 0	AWAY	0- 1	0- 1	1- 1				
0- 2	0- 0	0- 1	NEUTRAL	0- 1	0- 0	0- 0				
2- 0	0- 0	0- 0	CONFERENCE	0- 0	0- 0	2- 0				
2- 0	0- 0	0- 0	HOME	0- 0	0- 0	2- 0				
0- 0	0- 0	0- 0	AWAY	0- 0	0- 0	0- 0				
0- 0	0- 0	0- 0	NEUTRAL	0- 0	0- 0	0- 0				

RPI 1-25				RPI 26-50				RPI 51-100				RPI 101+ Team's RPI: 210			
RPI	S	Opponent	Score	RPI	S	Opponent	Score	RPI	S	Opponent	Score	RPI	S	Opponent	Score
4	A	Baylor	58 116	45	N	Boise St.	64 78	75	N	Montana	77 79	103	A	Youngstown St.	56 80
19	A	Rutgers	52 96					82	A	Pittsburgh	75 78	146	H	Duquesne	73 93
								92	H	FGCU	69 83	190	H	Morehead St.	89 83
												204	H	Mt. St. Mary's	68 66
												271	A	Liberty	53 82
												344	A	Longwood	91 88
												349	H	Fairleigh Dickinson	75 64
-----															
LAST 12 Division I GAMES:															
82	A	Pittsburgh	75 78	75	N	Montana	77 79	204	H	Mt. St. Mary's	68 66				
190	H	Morehead St.	89 83	349	H	Fairleigh Dickinson	75 64	146	H	Duquesne	73 93				
45	N	Boise St.	64 78					271	A	Liberty	53 82				
103	A	Youngstown St.	56 80					4	A	Baylor	58 116				
92	H	FGCU	69 83												
344	A	Longwood	91 88												

Non-Div I Games: Seton Hill 86 74

Saint Francis (PA)



Average RPI Win:	267	WON-LOST	WINNING	LAST 10	STRENGTH OF	OPP. STRENGTH	TEAM	ADJ.	CONF.	ADJ CONF.
Average RPI Loss:	159	RECORD	PCT. RANK	GAMES	SCHEDULE	OF SCHEDULE	RPI	RPI	RPI	RPI
DIV. I ONLY	4- 11	278	3-7	217	256	289	289	16	16	
DIV. I NON-CONF.	4- 9	253	1- 0	223	241	281	281	18	18	
-----										
TOTALS	RPI 1-25	RPI 26-50	W-L RECORDS	RPI 51-100	RPI 101-150	RPI 150+				
4- 11	0- 0	0- 2	OVERALL	0- 1	0- 1	4- 7				
3- 6	0- 0	0- 2	HOME	0- 0	0- 1	3- 3				
1- 5	0- 0	0- 0	AWAY	0- 1	0- 0	1- 4				
0- 0	0- 0	0- 0	NEUTRAL	0- 0	0- 0	0- 0				
4- 9	0- 0	0- 2	NON-CONFERENCE	0- 1	0- 1	4- 5				
3- 5	0- 0	0- 2	HOME	0- 0	0- 1	3- 2				
1- 4	0- 0	0- 0	AWAY	0- 1	0- 0	1- 3				
0- 0	0- 0	0- 0	NEUTRAL	0- 0	0- 0	0- 0				
0- 2	0- 0	0- 0	CONFERENCE	0- 0	0- 0	0- 2				
0- 1	0- 0	0- 0	HOME	0- 0	0- 0	0- 1				
0- 1	0- 0	0- 0	AWAY	0- 0	0- 0	0- 1				
0- 0	0- 0	0- 0	NEUTRAL	0- 0	0- 0	0- 0				

RPI 1-25				RPI 26-50				RPI 51-100				RPI 101+ Team's RPI: 289			
RPI	S	Opponent	Score	RPI	S	Opponent	Score	RPI	S	Opponent	Score	RPI	S	Opponent	Score
				33	H	Villanova	35 47	77	A	Penn	45 65	121	H	Towson	52 73
				46	H	Auburn	70 81					163	A	VCU	40 59
												174	A	Drexel	34 51
												195	H	Saint Louis	49 62
												207	A	Delaware	39 48
												227	A	Navy	48 49
												228	A	Sacred Heart	61 44
												245	H	Temple	52 58
												258	H	Rider	54 56
												263	H	Niagara	68 54
												264	H	Columbia	68 61
												314	H	Loyola Maryland	49 46
LAST 12 Division I GAMES:															
227	A	Navy	48 49	314	H	Loyola Maryland	49 46	195	H	Saint Louis	49 62	163	A	VCU	40 59
207	A	Delaware	39 48	264	H	Columbia	68 61	258	H	Rider	54 56	263	H	Niagara	68 54
228	A	Sacred Heart	61 44	263	H	Niagara	68 54								
121	H	Towson	52 73												
46	H	Auburn	70 81												
33	H	Villanova	35 47												

Non-Div I Games:

Saint Joseph's



Average RPI Win:	232	WON-LOST	WINNING	LAST 10	STRENGTH OF	OPP. STRENGTH	TEAM	ADJ.	CONF.	ADJ CONF.
Average RPI Loss:	117	RECORD	PCT. RANK	GAMES	SCHEDULE	OF SCHEDULE	RPI	RPI	RPI	RPI
DIV. I ONLY	6- 9	222	5-5	190	82	195	195	16	16	
DIV. I NON-CONF.	5- 8	224	1- 0	169	67	204	204	18	18	
-----										
TOTALS	RPI 1-25	RPI 26-50	W-L RECORDS	RPI 51-100	RPI 101-150	RPI 150+				
6- 9	0- 1	0- 1	OVERALL	0- 0	1- 5	5- 2				
2- 4	0- 1	0- 1	HOME	0- 0	0- 2	2- 0				
4- 3	0- 0	0- 0	AWAY	0- 0	1- 1	3- 2				
0- 2	0- 0	0- 0	NEUTRAL	0- 0	0- 2	0- 0				
5- 8	0- 1	0- 1	NON-CONFERENCE	0- 0	1- 5	4- 1				
2- 4	0- 1	0- 1	HOME	0- 0	0- 2	2- 0				
3- 2	0- 0	0- 0	AWAY	0- 0	1- 1	2- 1				
0- 2	0- 0	0- 0	NEUTRAL	0- 0	0- 2	0- 0				
1- 1	0- 0	0- 0	CONFERENCE	0- 0	0- 0	1- 1				
0- 0	0- 0	0- 0	HOME	0- 0	0- 0	0- 0				
1- 1	0- 0	0- 0	AWAY	0- 0	0- 0	1- 1				
0- 0	0- 0	0- 0	NEUTRAL	0- 0	0- 0	0- 0				

RPI 1-25				RPI 26-50				RPI 51-100				RPI 101+ Team's RPI: 195			
RPI	S	Opponent	Score	RPI	S	Opponent	Score	RPI	S	Opponent	Score	RPI	S	Opponent	Score
6	H	UConn	42 98	31	H	Missouri	62 74					119	N	Yale	52 58
												124	N	Chattanooga	61 71
												132	H	Cincinnati	50 51
												139	H	Indiana St.	56 60
												140	A	Virginia	67 65
												144	A	Tulsa	75 86
												153	H	Southern Ill.	62 58
												168	A	Illinois St.	67 72
												188	A	Massachusetts	66 70
												232	H	SIUE	63 56
												286	A	Fla. Atlantic	93 61
												289	A	Saint Joseph's	62 49
												294	A	Eastern Ky.	70 43
-----															
LAST 12 Division I GAMES:															
119	N	Yale	52 58	286	A	Fla. Atlantic	93 61								
168	A	Illinois St.	67 72	289	A	Saint Joseph's	62 49								
31	H	Missouri	62 74	188	A	Massachusetts	66 70								
6	H	UConn	42 98	140	A	Virginia	67 65								
232	H	SIUE	63 56	124	N	Chattanooga	61 71								
153	H	Southern Ill.	62 58	144	A	Tulsa	75 86								

Non-Div I Games:

Saint Louis



Average RPI	Win:	159	WON-LOST	WINNING	LAST 10	STRENGTH OF	OPP. STRENGTH	TEAM	ADJ.	CONF.	ADJ CONF.
Average RPI	Loss:	43	RECORD	PCT. RANK	GAMES	SCHEDULE	OF SCHEDULE	RPI	RPI	RPI	RPI
DIV. I ONLY		8- 6		131	5-5	34	39	39	39	7	7
DIV. I NON-CONF.		7- 4		109	1- 0	69	41	52	52	7	7
-----											
TOTALS	RPI 1-25		RPI 26-50		W-L RECORDS	RPI 51-100		RPI 101-150		RPI 150+	
8- 6	0- 3		1- 0		OVERALL	1- 3		2- 0		4- 0	
2- 2	0- 2		1- 0		HOME	0- 0		0- 0		1- 0	
4- 4	0- 1		0- 0		AWAY	0- 3		1- 0		3- 0	
2- 0	0- 0		0- 0		NEUTRAL	1- 0		1- 0		0- 0	
7- 4	0- 2		1- 0		NON-CONFERENCE	1- 2		2- 0		3- 0	
2- 2	0- 2		1- 0		HOME	0- 0		0- 0		1- 0	
3- 2	0- 0		0- 0		AWAY	0- 2		1- 0		2- 0	
2- 0	0- 0		0- 0		NEUTRAL	1- 0		1- 0		0- 0	
1- 2	0- 1		0- 0		CONFERENCE	0- 1		0- 0		1- 0	
0- 0	0- 0		0- 0		HOME	0- 0		0- 0		0- 0	
1- 2	0- 1		0- 0		AWAY	0- 1		0- 0		1- 0	
0- 0	0- 0		0- 0		NEUTRAL	0- 0		0- 0		0- 0	

RPI	S	Opponent	Score
7	H	Oregon	55 79
11	A	Gonzaga	62 74
21	H	Cal i forni a	78 81

RPI	S	Opponent	Score
38	H	Wyomi ng	90 84

Team's RPI: 39

RPI	S	Opponent	Score
54	A	Paci fi c	67 76
61	N	Ol d Domi ni on	83 65
66	A	Oregon St.	56 89
99	A	UC Davi s	74 76

RPI	S	Opponent	Score
102	A	Washington St.	70 64
125	N	Texas St.	89 62
165	A	Portl and	98 91
197	H	Mi l waukee	73 71
291	A	UC Santa Barbara	80 55
293	A	Cal Poly	69 51

LAST 12 Division I GAMES:

54	A	Paci fi c	67	76	61	N	Ol d Domi ni on	83	65
125	N	Texas St.	89	62	165	A	Portl and	98	91
99	A	UC Davi s	74	76	11	A	Gonzaga	62	74
21	H	Cal i forni a	78	81	7	H	Oregon	55	79
293	A	Cal Poly	69	51	197	H	Mi l waukee	73	71
291	A	UC Santa Barbara	80	55	66	A	Oregon St.	56	89

Non-Div I Games:

Saint Mary's (CA)



## Saint Peter's

Through Games Of Jan. 9, 2019

Average RPI Win:	334	WON-LOST	WINNING	LAST 10	STRENGTH OF	OPP. STRENGTH	TEAM	ADJ.	CONF.	ADJ CONF.
Average RPI Loss:	185	RECORD	PCT. RANK	GAMES	SCHEDULE	OF SCHEDULE	RPI	RPI	RPI	RPI
DIV. I ONLY	5- 8	229	4-6	304	344	297	297	27	27	
DIV. I NON-CONF.	5- 6	177	0- 0	303	349	277	277	28	28	
-----										
TOTALS	RPI 1-25	RPI 26-50	W-L RECORDS	RPI 51-100	RPI 101-150	RPI 150+				
5- 8	0- 0	0- 0	OVERALL	0- 1	0- 3	5- 4				
4- 2	0- 0	0- 0	HOME	0- 0	0- 0	4- 2				
1- 6	0- 0	0- 0	AWAY	0- 1	0- 3	1- 2				
0- 0	0- 0	0- 0	NEUTRAL	0- 0	0- 0	0- 0				
5- 6	0- 0	0- 0	NON-CONFERENCE	0- 0	0- 3	5- 3				
4- 1	0- 0	0- 0	HOME	0- 0	0- 0	4- 1				
1- 5	0- 0	0- 0	AWAY	0- 0	0- 3	1- 2				
0- 0	0- 0	0- 0	NEUTRAL	0- 0	0- 0	0- 0				
0- 2	0- 0	0- 0	CONFERENCE	0- 1	0- 0	0- 1				
0- 1	0- 0	0- 0	HOME	0- 0	0- 0	0- 1				
0- 1	0- 0	0- 0	AWAY	0- 1	0- 0	0- 0				
0- 0	0- 0	0- 0	NEUTRAL	0- 0	0- 0	0- 0				

RPI 1-25				RPI 26-50				RPI 51-100				RPI 101+				Team's RPI: 297
RPI	S	Opponent	Score	RPI	S	Opponent	Score	RPI	S	Opponent	Score	RPI	S	Opponent	Score	
								87	A	Qui nni pi ac	45	90				
												101	A	Seton Hal l	47	90
												116	A	Boston Col lege	57	89
												119	A	Yale	56	72
												214	H	Cal St. Fullerton	45	69
												269	H	Si ena	57	84
												272	A	St. Francis Brookl yn	70	74
												299	A	UMass Lowel l	57	59
												320	H	Wagner	69	57
												322	H	NJIT	70	57
												327	A	Lafayette	62	60
												349	H	Fai rl ei gh Di cki nson	75	58
												351	H	LIU Brookl yn	86	59
LAST 12 Di vi si on I GAMES:																
272	A	St. Francis Brookl yn	70	74	87	A	Qui nni pi ac	45	90							
214	H	Cal St. Fullerton	45	69	269	H	Si ena	57	84							
119	A	Yale	56	72	349	H	Fai rl ei gh Di cki nson	75	58							
101	A	Seton Hal l	47	90	351	H	LIU Brookl yn	86	59							
320	H	Wagner	69	57	116	A	Boston Col lege	57	89							
327	A	Lafayette	62	60	299	A	UMass Lowel l	57	59							

Non-Di v I Games:

Saint Peter's

■ Loss, 
 ■ Non-Conf, 
 ■ S Site, 
 ■ Home 
 ■ A Away 
 N Neutral



Average RPI Win:	295	WON-LOST	WINNING	LAST 10	STRENGTH OF	OPP. STRENGTH	TEAM	ADJ.	CONF.	ADJ CONF.
Average RPI Loss:	134	RECORD	PCT. RANK	GAMES	SCHEDULE	OF SCHEDULE	RPI	RPI	RPI	RPI
DIV. I ONLY	3- 6	247	5-5	154	290	211	211	25	25	
DIV. I NON-CONF.	2- 5	264	0- 0	95	249	186	186	22	22	
-----										
TOTALS	RPI 1-25	RPI 26-50	W-L RECORDS	RPI 51-100	RPI 101-150	RPI 150+				
3- 6	0- 0	0- 0	OVERALL	0- 2	0- 1	3- 3				
1- 2	0- 0	0- 0	HOME	0- 0	0- 0	1- 2				
2- 3	0- 0	0- 0	AWAY	0- 2	0- 0	2- 1				
0- 1	0- 0	0- 0	NEUTRAL	0- 0	0- 1	0- 0				
2- 5	0- 0	0- 0	NON-CONFERENCE	0- 2	0- 1	2- 2				
0- 1	0- 0	0- 0	HOME	0- 0	0- 0	0- 1				
2- 3	0- 0	0- 0	AWAY	0- 2	0- 0	2- 1				
0- 1	0- 0	0- 0	NEUTRAL	0- 0	0- 1	0- 0				
1- 1	0- 0	0- 0	CONFERENCE	0- 0	0- 0	1- 1				
1- 1	0- 0	0- 0	HOME	0- 0	0- 0	1- 1				
0- 0	0- 0	0- 0	AWAY	0- 0	0- 0	0- 0				
0- 0	0- 0	0- 0	NEUTRAL	0- 0	0- 0	0- 0				

RPI 1-25				RPI 26-50				RPI 51-100				RPI 101+ Team's RPI: 211			
RPI	S	Opponent	Score	RPI	S	Opponent	Score	RPI	S	Opponent	Score	RPI	S	Opponent	Score
								52	A	LSU	52 66	106	N	Troy	79 84
								81	A	TCU	59 72	158	H	Abilene Christian	79 91
												164	H	Oral Roberts	62 73
												243	A	Wichita St.	55 63
												247	A	Southern Miss.	65 61
												308	A	Louisiana	68 62
												331	H	Central Ark.	66 62
-----															
LAST 12 Division I GAMES:															
				164	H	Oral Roberts	62 73	331	H	Central Ark.	66 62				
				308	A	Louisiana	68 62	158	H	Abilene Christian	79 91				
				247	A	Southern Miss.	65 61	81	A	TCU	59 72				
				106	N	Troy	79 84								
				243	A	Wichita St.	55 63								
				52	A	LSU	52 66								

Non-Div I Games: UNKNOWN 94 46 Wiley 101 63 Jarvis Christian 100 55 Sam Houston St.



Average RPI Win:	230	WON-LOST	WINNING	LAST 10	STRENGTH OF	OPP. STRENGTH	TEAM	ADJ.	CONF.	ADJ CONF.
Average RPI Loss:	153	RECORD	PCT. RANK	GAMES	SCHEDULE	OF SCHEDULE	RPI	RPI	RPI	RPI
DIV. I ONLY	3- 10	287	3-7	124	247	208	208	24	24	
DIV. I NON-CONF.	3- 10	278	0- 0	128	243	218	218	26	26	
-----										
TOTALS	RPI 1-25	RPI 26-50	W-L RECORDS	RPI 51-100	RPI 101-150	RPI 150+				
3- 10	0- 0	0- 1	OVERALL	0- 2	0- 3	3- 4				
1- 1	0- 0	0- 0	HOME	0- 0	0- 1	1- 0				
2- 9	0- 0	0- 1	AWAY	0- 2	0- 2	2- 4				
0- 0	0- 0	0- 0	NEUTRAL	0- 0	0- 0	0- 0				
3- 10	0- 0	0- 1	NON-CONFERENCE	0- 2	0- 3	3- 4				
1- 1	0- 0	0- 0	HOME	0- 0	0- 1	1- 0				
2- 9	0- 0	0- 1	AWAY	0- 2	0- 2	2- 4				
0- 0	0- 0	0- 0	NEUTRAL	0- 0	0- 0	0- 0				
0- 0	0- 0	0- 0	CONFERENCE	0- 0	0- 0	0- 0				
0- 0	0- 0	0- 0	HOME	0- 0	0- 0	0- 0				
0- 0	0- 0	0- 0	AWAY	0- 0	0- 0	0- 0				
0- 0	0- 0	0- 0	NEUTRAL	0- 0	0- 0	0- 0				

RPI	S	Opponent	Score	RPI	S	Opponent	Score	RPI	S	Opponent	Score	RPI	S	Opponent	Score	Team's RPI: 208
46	A	Auburn	46 73	69	A	Oklahoma St.	62 82	106	A	Troy	52 72	117	A	UT Martin	68 89	
				89	A	Colorado	39 81	145	H	UAB	41 66	155	A	Denver	87 83	
								170	A	Vanderbilt	52 77	222	A	Alabama St.	60 51	
								240	A	Hampton	57 64	247	A	Southern Miss.	40 76	
								296	A	Memphis	48 53	312	H	Presbyterian	75 54	
-----																
LAST 12 Division I GAMES:																
312	H	Presbyterian	75 54	170	A	Vanderbilt	52 77									
240	A	Hampton	57 64	89	A	Colorado	39 81									
69	A	Oklahoma St.	62 82	155	A	Denver	87 83									
247	A	Southern Miss.	40 76	46	A	Auburn	46 73									
222	A	Alabama St.	60 51	296	A	Memphis	48 53									
106	A	Troy	52 72	145	H	UAB	41 66									

Non-Div I Games: Rhodes 71 54 Montevallo 73 47

Samford



Average RPI Win:	240	WON-LOST	WINNING	LAST 10	STRENGTH OF	OPP. STRENGTH	TEAM	ADJ.	CONF.	ADJ CONF.
Average RPI Loss:	162	RECORD	PCT. RANK	GAMES	SCHEDULE	OF SCHEDULE	RPI	RPI	RPI	RPI
DIV. I ONLY	7- 7	169	6-4	288	151	225	225	7	7	
DIV. I NON-CONF.	6- 4	125	0- 0	315	133	216	216	7	7	
-----										
TOTALS	RPI 1-25	RPI 26-50	W-L RECORDS	RPI 51-100	RPI 101-150	RPI 150+				
7- 7	0- 1	0- 0	OVERALL	0- 2	0- 0	7- 4				
5- 3	0- 1	0- 0	HOME	0- 1	0- 0	5- 1				
2- 4	0- 0	0- 0	AWAY	0- 1	0- 0	2- 3				
0- 0	0- 0	0- 0	NEUTRAL	0- 0	0- 0	0- 0				
6- 4	0- 1	0- 0	NON-CONFERENCE	0- 1	0- 0	6- 2				
5- 1	0- 1	0- 0	HOME	0- 0	0- 0	5- 0				
1- 3	0- 0	0- 0	AWAY	0- 1	0- 0	1- 2				
0- 0	0- 0	0- 0	NEUTRAL	0- 0	0- 0	0- 0				
1- 3	0- 0	0- 0	CONFERENCE	0- 1	0- 0	1- 2				
0- 2	0- 0	0- 0	HOME	0- 1	0- 0	0- 1				
1- 1	0- 0	0- 0	AWAY	0- 0	0- 0	1- 1				
0- 0	0- 0	0- 0	NEUTRAL	0- 0	0- 0	0- 0				

RPI 1-25				RPI 26-50				RPI 51-100				RPI 101+ Team's RPI: 225			
RPI	S	Opponent	Score	RPI	S	Opponent	Score	RPI	S	Opponent	Score	RPI	S	Opponent	Score
21	H	Cal i forni a	53 70					73	A	Minnesota	48 53	169	A	Santa Clara	57 49
								95	H	Loyol a Marymount	52 69	180	H	Pepperdi ne	55 74
												202	H	San Diego St.	72 71
												215	A	Southern Utah	59 69
												221	H	Dartmouth	78 76
												238	A	Long Beach St.	60 56
												241	A	San Francisco	57 68
												254	H	Cleveland St.	83 82
												284	H	Hawai i	58 50
												309	H	San Jose St.	83 79
												311	A	UTSA	77 87
LAST 12 Division I GAMES:															
238	A	Long Beach St.	60 56	180	H	Pepperdi ne	55 74								
221	H	Dartmouth	78 76	95	H	Loyol a Marymount	52 69								
202	H	San Diego St.	72 71	169	A	Santa Clara	57 49								
21	H	Cal i forni a	53 70	241	A	San Francisco	57 68								
254	H	Cleveland St.	83 82	309	H	San Jose St.	83 79								
73	A	Minnesota	48 53	311	A	UTSA	77 87								

Non-Div I Games: Cal St. San B'dino 76 58

San Diego



Average RPI Win:	243	WON-LOST	WINNING	LAST 10	STRENGTH OF	OPP. STRENGTH	TEAM	ADJ.	CONF.	ADJ CONF.
Average RPI Loss:	133	RECORD	PCT. RANK	GAMES	SCHEDULE	OF SCHEDULE	RPI	RPI	RPI	RPI
DIV. I ONLY	5- 8	229	3-7	128	283	202	202	10	10	
DIV. I NON-CONF.	5- 6	177	0- 0	183	310	217	217	10	10	
-----										
TOTALS	RPI 1-25	RPI 26-50	W-L RECORDS	RPI 51-100	RPI 101-150	RPI 150+				
5- 8	0- 0	0- 2	OVERALL	0- 2	1- 0	4- 4				
3- 4	0- 0	0- 1	HOME	0- 2	0- 0	3- 1				
2- 4	0- 0	0- 1	AWAY	0- 0	1- 0	1- 3				
0- 0	0- 0	0- 0	NEUTRAL	0- 0	0- 0	0- 0				
5- 6	0- 0	0- 0	NON-CONFERENCE	0- 2	1- 0	4- 4				
3- 3	0- 0	0- 0	HOME	0- 2	0- 0	3- 1				
2- 3	0- 0	0- 0	AWAY	0- 0	1- 0	1- 3				
0- 0	0- 0	0- 0	NEUTRAL	0- 0	0- 0	0- 0				
0- 2	0- 0	0- 2	CONFERENCE	0- 0	0- 0	0- 0				
0- 1	0- 0	0- 1	HOME	0- 0	0- 0	0- 0				
0- 1	0- 0	0- 1	AWAY	0- 0	0- 0	0- 0				
0- 0	0- 0	0- 0	NEUTRAL	0- 0	0- 0	0- 0				

RPI 1-25				RPI 26-50				RPI 51-100				RPI 101+				Team's RPI: 202	
RPI	S	Opponent	Score	RPI	S	Opponent	Score	RPI	S	Opponent	Score	RPI	S	Opponent	Score		
				38	A	Wyomi ng	45 87	58	H	Ari zona	60 69	148	A	UC Irvi ne	78 70		
				45	H	Boi se St.	66 69	81	H	TCU	64 81	156	A	CSUN	74 77		



Average RPI Win:	277	WON-LOST	WINNING	LAST 10	STRENGTH OF	OPP. STRENGTH	TEAM	ADJ.	CONF.	ADJ CONF.
Average RPI Loss:	101	RECORD	PCT. RANK	GAMES	SCHEDULE	OF SCHEDULE	RPI	RPI	RPI	RPI
DIV. I ONLY	5- 9	241	3-7	196	142	241	241	7	7	
DIV. I NON-CONF.	4- 7	228	0- 0	262	122	255	255	7	7	
-----										
TOTALS	RPI 1-25	RPI 26-50	W-L RECORDS	RPI 51-100	RPI 101-150	RPI 150+				
5- 9	0- 1	0- 1	OVERALL	0- 2	0- 3	5- 2				
2- 5	0- 0	0- 1	HOME	0- 2	0- 1	2- 1				
1- 3	0- 1	0- 0	AWAY	0- 0	0- 2	1- 0				
2- 1	0- 0	0- 0	NEUTRAL	0- 0	0- 0	2- 1				
4- 7	0- 1	0- 0	NON-CONFERENCE	0- 2	0- 3	4- 1				
1- 3	0- 0	0- 0	HOME	0- 2	0- 1	1- 0				
1- 3	0- 1	0- 0	AWAY	0- 0	0- 2	1- 0				
2- 1	0- 0	0- 0	NEUTRAL	0- 0	0- 0	2- 1				
1- 2	0- 0	0- 1	CONFERENCE	0- 0	0- 0	1- 1				
1- 2	0- 0	0- 1	HOME	0- 0	0- 0	1- 1				
0- 0	0- 0	0- 0	AWAY	0- 0	0- 0	0- 0				
0- 0	0- 0	0- 0	NEUTRAL	0- 0	0- 0	0- 0				

RPI 1-25				RPI 26-50				RPI 51-100				RPI 101+				Team's RPI: 241
RPI	S	Opponent	Score	RPI	S	Opponent	Score	RPI	S	Opponent	Score	RPI	S	Opponent	Score	
3	A	Stanford	62 96	37	H	BYU	59 67	62	H	Northern Colo.	63 68	102	A	Washington St.	61 91	
								99	H	UC Davis	68 70	134	H	UT Arlington	73 80	
												136	A	Idaho	63 70	
												169	H	Santa Clara	66 71	
												171	N	North Dakota	97 100	
												225	H	San Diego	68 57	
												234	A	Sacramento St.	86 75	
												293	N	Cal Poly	65 62	
												309	H	San Jose St.	85 63	
												323	N	North Dakota St.	75 42	
-----																
LAST 12 Division I GAMES:																
234	A	Sacramento St.	86 75	169	H	Santa Clara	66 71									
136	A	Idaho	63 70	37	H	BYU	59 67									
102	A	Washington St.	61 91	225	H	San Diego	68 57									
134	H	UT Arlington	73 80	171	N	North Dakota	97 100									
62	H	Northern Colo.	63 68	323	N	North Dakota St.	75 42									
293	N	Cal Poly	65 62	99	H	UC Davis	68 70									

Non-Div I Games:

San Francisco



Average RPI	Win:	300	WON-LOST	WINNING	LAST 10	STRENGTH OF	OPP. STRENGTH	TEAM	ADJ.	CONF.	ADJ CONF.
Average RPI	Loss:	149	RECORD	PCT. RANK	GAMES	SCHEDULE	OF SCHEDULE	RPI	RPI	RPI	RPI
DIV. I ONLY		1- 11		332	1-9	136	231	309	309	10	10
DIV. I NON-CONF.		1- 9		326	0- 0	120	229	296	296	10	10
<hr/>											
TOTALS	RPI 1-25		RPI 26-50		W-L RECORDS	RPI 51-100		RPI 101-150		RPI 150+	
1- 11	0- 0		0- 0		OVERALL	0- 3		0- 3		1- 5	
1- 4	0- 0		0- 0		HOME	0- 1		0- 1		1- 2	
0- 7	0- 0		0- 0		AWAY	0- 2		0- 2		0- 3	
0- 0	0- 0		0- 0		NEUTRAL	0- 0		0- 0		0- 0	
1- 9	0- 0		0- 0		NON-CONFERENCE	0- 3		0- 2		1- 4	
1- 3	0- 0		0- 0		HOME	0- 1		0- 1		1- 1	
0- 6	0- 0		0- 0		AWAY	0- 2		0- 1		0- 3	
0- 0	0- 0		0- 0		NEUTRAL	0- 0		0- 0		0- 0	
0- 2	0- 0		0- 0		CONFERENCE	0- 0		0- 1		0- 1	
0- 1	0- 0		0- 0		HOME	0- 0		0- 0		0- 1	
0- 1	0- 0		0- 0		AWAY	0- 0		0- 1		0- 0	
0- 0	0- 0		0- 0		NEUTRAL	0- 0		0- 0		0- 0	

RPI 1-25				RPI 26-50				RPI 51-100				RPI 101+ Team's RPI: 309			
RPI	S	Opponent	Score	RPI	S	Opponent	Score	RPI	S	Opponent	Score	RPI	S	Opponent	Score
								54	H	Paci fi c	67 91	110	A	Fresno St.	48 77
								88	A	Nebraska	63 96	126	A	Portland St.	51 80
								89	A	Col orado	64 76	148	H	UC Irvi ne	66 74
												156	A	CSUN	40 76
												169	H	Santa Clara	56 62
												225	A	San Diego	79 83
												233	H	Nevada	49 52
												241	A	San Franci sco	63 85
												300	H	CSU Bakersfi el d	82 72
<hr/>															
LAST 12 Division I GAMES:															
				89	A	Col orado	64 76	233	H	Nevada	49 52				
				148	H	UC Irvi ne	66 74	110	A	Fresno St.	48 77				
				54	H	Paci fi c	67 91	225	A	San Diego	79 83				
				300	H	CSU Bakersfi el d	82 72	156	A	CSUN	40 76				
				126	A	Portland St.	51 80	169	H	Santa Clara	56 62				
				241	A	San Franci sco	63 85	88	A	Nebraska	63 96				

Non-Div I Games: San Fran. St. 66 73

San Jose St.



Average RPI Win:	240	WON-LOST	WINNING	LAST 10	STRENGTH OF	OPP. STRENGTH	TEAM	ADJ.	CONF.	ADJ CONF.
Average RPI Loss:	106	RECORD	PCT. RANK	GAMES	SCHEDULE	OF SCHEDULE	RPI	RPI	RPI	RPI
DIV. I ONLY	7- 6	149	5-5	161	233	169	169	7	7	
DIV. I NON-CONF.	6- 4	125	0- 0	182	226	139	139	7	7	
-----										
TOTALS	RPI 1-25	RPI 26-50	W-L RECORDS	RPI 51-100	RPI 101-150	RPI 150+				
7- 6	0- 0	0- 2	OVERALL	0- 1	1- 1	6- 2				
4- 3	0- 0	0- 1	HOME	0- 0	1- 0	3- 2				
3- 3	0- 0	0- 1	AWAY	0- 1	0- 1	3- 0				
0- 0	0- 0	0- 0	NEUTRAL	0- 0	0- 0	0- 0				
6- 4	0- 0	0- 1	NON-CONFERENCE	0- 1	1- 1	5- 1				
4- 1	0- 0	0- 0	HOME	0- 0	1- 0	3- 1				
2- 3	0- 0	0- 1	AWAY	0- 1	0- 1	2- 0				
0- 0	0- 0	0- 0	NEUTRAL	0- 0	0- 0	0- 0				
1- 2	0- 0	0- 1	CONFERENCE	0- 0	0- 0	1- 1				
0- 2	0- 0	0- 1	HOME	0- 0	0- 0	0- 1				
1- 0	0- 0	0- 0	AWAY	0- 0	0- 0	1- 0				
0- 0	0- 0	0- 0	NEUTRAL	0- 0	0- 0	0- 0				

RPI	S	Opponent	Score	RPI	S	Opponent	Score	RPI	S	Opponent	Score	RPI	S	Opponent	Score
37	H	BYU	44 54	43	A	Southern California	46 77	66	A	Oregon St.	31 82	110	A	Fresno St.	53 80
												143	H	Missouri St.	77 73
												156	H	CSUN	38 53
												202	H	San Diego St.	60 43
												214	A	Cal St. Fullerton	64 60
												225	H	San Diego	49 57
												233	H	Nevada	56 48
												241	A	San Francisco	71 66
												309	A	San Jose St.	62 56
												336	H	Grand Canyon	75 55
-----															
Team's RPI: 169															
LAST 12 Division I GAMES:															
66	A	Oregon St.	31 82	241	A	San Francisco	71 66	225	H	San Diego	49 57	37	H	BYU	44 54
156	H	CSUN	38 53	309	A	San Jose St.	62 56	110	A	Fresno St.	53 80	43	A	Southern California	46 77
143	H	Missouri St.	77 73	110	A	Fresno St.	53 80	202	H	San Diego St.	60 43	214	A	Cal St. Fullerton	64 60
214	A	Cal St. Fullerton	64 60	202	H	San Diego St.	60 43	225	H	San Diego	49 57	233	H	Nevada	56 48
43	A	Southern California	46 77	225	H	San Diego	49 57	241	A	San Francisco	71 66	309	A	San Jose St.	62 56
202	H	San Diego St.	60 43	241	A	San Francisco	71 66	336	H	Grand Canyon	75 55				

Non-Div I Games: Sonoma St. 98 38

Santa Clara



Average RPI	Win:	267	WON-LOST	WINNING	LAST 10	STRENGTH OF	OPP. STRENGTH	TEAM	ADJ.	CONF.	ADJ CONF.
Average RPI	Loss:	206	RECORD	PCT. RANK	GAMES	SCHEDULE	OF SCHEDULE	RPI	RPI	RPI	RPI
DIV. I ONLY		1- 8		325	2-8	347	140	347	347	32	32
DIV. I NON-CONF.		0- 7		336	0- 0	308	140	346	346	32	32
-----											
TOTALS	RPI 1-25		RPI 26-50		W-L RECORDS	RPI 51-100		RPI 101-150		RPI 150+	
1- 8	0- 0		0- 1		OVERALL	0- 1		0- 0		1- 6	
0- 3	0- 0		0- 0		HOME	0- 0		0- 0		0- 3	
1- 5	0- 0		0- 1		AWAY	0- 1		0- 0		1- 3	
0- 0	0- 0		0- 0		NEUTRAL	0- 0		0- 0		0- 0	
0- 7	0- 0		0- 1		NON-CONFERENCE	0- 1		0- 0		0- 5	
0- 3	0- 0		0- 0		HOME	0- 0		0- 0		0- 3	
0- 4	0- 0		0- 1		AWAY	0- 1		0- 0		0- 2	
0- 0	0- 0		0- 0		NEUTRAL	0- 0		0- 0		0- 0	
1- 1	0- 0		0- 0		CONFERENCE	0- 0		0- 0		1- 1	
0- 0	0- 0		0- 0		HOME	0- 0		0- 0		0- 0	
1- 1	0- 0		0- 0		AWAY	0- 0		0- 0		1- 1	
0- 0	0- 0		0- 0		NEUTRAL	0- 0		0- 0		0- 0	

RPI 1-25				RPI 26-50				RPI 51-100				RPI 101+				Team's RPI: 347
RPI	S	Opponent	Score	RPI	S	Opponent	Score	RPI	S	Opponent	Score	RPI	S	Opponent	Score	
				35	A	South Dakota St.	49 97	57	A	DePaul	61 124	231	A	Ole Miss	51 74	
												236	H	Jacksonville	58 68	
												243	A	Wichita St.	50 66	
												253	H	Ga. Southern	71 82	
												257	H	Texas Southern	41 65	
												267	A	Coppin St.	76 70	
												332	A	Morgan St.	47 63	
LAST 12 Division I GAMES:																
				57	A	DePaul	61 124	332	A	Morgan St.	47 63					
				236	H	Jacksonville	58 68	267	A	Coppin St.	76 70					
				253	H	Ga. Southern	71 82	243	A	Wichita St.	50 66					
								35	A	South Dakota St.	49 97					
								231	A	Ole Miss	51 74					
								257	H	Texas Southern	41 65					

Non-Div I Games: Carver 101 49 Wesleyan (GA) 155 26

Savannah St.



Average RPI Win:	0	WON-LOST	WINNING	LAST 10	STRENGTH OF	OPP. STRENGTH	TEAM	ADJ.	CONF.	ADJ CONF.
Average RPI Loss:	180	RECORD	PCT. RANK	GAMES	SCHEDULE	OF SCHEDULE	RPI	RPI	RPI	RPI
DIV. I ONLY	0- 15	344	0-10	173	304	338	338	30	30	
DIV. I NON-CONF.	0- 13	336	0- 0	112	274	319	319	30	30	
-----										
TOTALS	RPI 1-25	RPI 26-50	W-L RECORDS	RPI 51-100	RPI 101-150	RPI 150+				
0- 15	0- 0	0- 0	OVERALL	0- 4	0- 3	0- 8				
0- 7	0- 0	0- 0	HOME	0- 0	0- 1	0- 6				
0- 7	0- 0	0- 0	AWAY	0- 3	0- 2	0- 2				
0- 1	0- 0	0- 0	NEUTRAL	0- 1	0- 0	0- 0				
0- 13	0- 0	0- 0	NON-CONFERENCE	0- 4	0- 3	0- 6				
0- 5	0- 0	0- 0	HOME	0- 0	0- 1	0- 4				
0- 7	0- 0	0- 0	AWAY	0- 3	0- 2	0- 2				
0- 1	0- 0	0- 0	NEUTRAL	0- 1	0- 0	0- 0				
0- 2	0- 0	0- 0	CONFERENCE	0- 0	0- 0	0- 2				
0- 2	0- 0	0- 0	HOME	0- 0	0- 0	0- 2				
0- 0	0- 0	0- 0	AWAY	0- 0	0- 0	0- 0				
0- 0	0- 0	0- 0	NEUTRAL	0- 0	0- 0	0- 0				

RPI 1-25				RPI 26-50				RPI 51-100				RPI 101+ Team's RPI: 338					
RPI	S	Opponent	Score	RPI	S	Opponent	Score	RPI	S	Opponent	Score	RPI	S	Opponent	Score		
								54	A	Paci fi c	61	75	115	H	Washi ngton	58	69
								56	A	Utah	62	89	126	A	Portland St.	43	68
								58	N	Ari zona	54	84	148	A	UC Irvi ne	60	65
								99	A	UC Davi s	59	76	180	H	Pepperdi ne	64	78
													205	H	Northern Ari z.	58	65
													214	H	Cal St. Fullerton	54	57
													233	A	Nevada	54	67
													284	A	Hawai i	51	67
													293	H	Cal Poly	50	60
													300	H	CSU Bakersfi eld	60	70
													336	H	Grand Canyon	73	74
LAST 12 Division I GAMES:																	
336	H	Grand Canyon	73	74	233	A	Nevada	54	67								
300	H	CSU Bakersfi eld	60	70	293	H	Cal Poly	50	60								
148	A	UC Irvi ne	60	65	99	A	UC Davi s	59	76								
56	A	Utah	62	89	54	A	Paci fi c	61	75								
126	A	Portland St.	43	68	180	H	Pepperdi ne	64	78								
284	A	Hawai i	51	67	115	H	Washi ngton	58	69								

Non-Div I Games:

Seattle U



Average RPI	Win:	249	WON-LOST	WINNING	LAST 10	STRENGTH OF	OPP. STRENGTH	TEAM	ADJ.	CONF.	ADJ CONF.
Average RPI	Loss:	50	RECORD	PCT. RANK	GAMES	SCHEDULE	OF SCHEDULE	RPI	RPI	RPI	RPI
DIV. I ONLY		9- 5		99	5-5	142	165	101	101	5	5
DIV. I NON-CONF.		8- 3		72	0- 0	239	188	114	114	5	5
-----											
TOTALS	RPI 1-25		RPI 26-50		W-L RECORDS	RPI 51-100		RPI 101-150		RPI 150+	
9- 5	0- 2		0- 2		OVERALL	2- 0		0- 0		7- 1	
7- 0	0- 0		0- 0		HOME	1- 0		0- 0		6- 0	
1- 4	0- 2		0- 1		AWAY	1- 0		0- 0		0- 1	
1- 1	0- 0		0- 1		NEUTRAL	0- 0		0- 0		1- 0	
8- 3	0- 1		0- 2		NON-CONFERENCE	1- 0		0- 0		7- 0	
6- 0	0- 0		0- 0		HOME	0- 0		0- 0		6- 0	
1- 2	0- 1		0- 1		AWAY	1- 0		0- 0		0- 0	
1- 1	0- 0		0- 1		NEUTRAL	0- 0		0- 0		1- 0	
1- 2	0- 1		0- 0		CONFERENCE	1- 0		0- 0		0- 1	
1- 0	0- 0		0- 0		HOME	1- 0		0- 0		0- 0	
0- 2	0- 1		0- 0		AWAY	0- 0		0- 0		0- 1	
0- 0	0- 0		0- 0		NEUTRAL	0- 0		0- 0		0- 0	

RPI 1-25				RPI 26-50				RPI 51-100				RPI 101+ Team's RPI: 101			
RPI	S	Opponent	Score	RPI	S	Opponent	Score	RPI	S	Opponent	Score	RPI	S	Opponent	Score
6	A	UConn	61 99	29	A	UCLA	62 78	62	H	St. John's (NY)	77 67	152	A	Xavier	62 63
17	A	Butler	59 62	47	N	Georgia Tech	73 84	98	A	Princeton	70 66	266	H	Kennesaw St.	102 80
												272	H	St. Francis Brooklyn	100 77
												297	H	Saint Peter's	90 47
												299	H	UMass Lowell	90 57
												311	H	UTSA	84 53
												317	N	UNC Greensboro	71 64
												320	H	Wagner	95 40
-----															
LAST 12 Division I GAMES:															
152	A	Xavier	62 63	317	N	UNC Greensboro	71 64								
17	A	Butler	59 62	47	N	Georgia Tech	73 84								
62	H	St. John's (NY)	77 67	6	A	UConn	61 99								
29	A	UCLA	62 78	297	H	Saint Peter's	90 47								
98	A	Princeton	70 66	299	H	UMass Lowell	90 57								
311	H	UTSA	84 53	272	H	St. Francis Brooklyn	100 77								

Non-Div I Games:

Seton Hall



Average RPI	Win:	261	WON-LOST	WINNING	LAST 10	STRENGTH OF	OPP. STRENGTH	TEAM	ADJ.	CONF.	ADJ CONF.
Average RPI	Loss:	189	RECORD	PCT. RANK	GAMES	SCHEDULE	OF SCHEDULE	RPI	RPI	RPI	RPI
DIV. I ONLY		6- 7		188	6-4	311	271	269	269	27	27
DIV. I NON-CONF.		4- 7		228	1- 0	273	272	287	287	28	28
-----											
TOTALS	RPI 1-25		RPI 26-50		W-L RECORDS	RPI 51-100		RPI 101-150		RPI 150+	
6- 7	0- 0		0- 0		OVERALL	0- 2		0- 0		6- 5	
3- 4	0- 0		0- 0		HOME	0- 2		0- 0		3- 2	
2- 2	0- 0		0- 0		AWAY	0- 0		0- 0		2- 2	
1- 1	0- 0		0- 0		NEUTRAL	0- 0		0- 0		1- 1	
4- 7	0- 0		0- 0		NON-CONFERENCE	0- 2		0- 0		4- 5	
2- 4	0- 0		0- 0		HOME	0- 2		0- 0		2- 2	
1- 2	0- 0		0- 0		AWAY	0- 0		0- 0		1- 2	
1- 1	0- 0		0- 0		NEUTRAL	0- 0		0- 0		1- 1	
2- 0	0- 0		0- 0		CONFERENCE	0- 0		0- 0		2- 0	
1- 0	0- 0		0- 0		HOME	0- 0		0- 0		1- 0	
1- 0	0- 0		0- 0		AWAY	0- 0		0- 0		1- 0	
0- 0	0- 0		0- 0		NEUTRAL	0- 0		0- 0		0- 0	

RPI 1-25				RPI 26-50				RPI 51-100				RPI 101+ Team's RPI: 269					
RPI	S	Opponent	Score	RPI	S	Opponent	Score	RPI	S	Opponent	Score	RPI	S	Opponent	Score		
								70	H	Harvard	54	73	174	N	Drexel	39	51
								77	H	Penn	51	58	188	H	Massachusetts	64	59
												220	A	Howard	86	81	
												228	A	Sacred Heart	50	72	
												235	A	St. Bonaventure	58	74	
												252	H	Hofstra	50	57	
												262	H	Colgate	55	53	
												280	H	Iona	59	47	
												286	H	Fla. Atlantic	66	70	
												297	A	Saint Peter's	84	57	
												320	N	Wagner	74	71	
LAST 12 Division I GAMES:																	
320	N	Wagner	74	71	252	H	Hofstra	50	57	188	H	Massachusetts	64	59			
280	H	Iona	59	47	235	A	St. Bonaventure	58	74	286	H	Fla. Atlantic	66	70			
297	A	Saint Peter's	84	57	262	H	Colgate	55	53	174	N	Drexel	39	51			
220	A	Howard	86	81													
70	H	Harvard	54	73													
228	A	Sacred Heart	50	72													

Non-Div I Games:

Siena



Average RPI Win:	233	WON-LOST	WINNING	LAST 10	STRENGTH OF	OPP. STRENGTH	TEAM	ADJ.	CONF.	ADJ CONF.
Average RPI Loss:	131	RECORD	PCT. RANK	GAMES	SCHEDULE	OF SCHEDULE	RPI	RPI	RPI	RPI

DIV. I ONLY	10- 1	18	9-1	346	42	123	123	15	15
DIV. I NON-CONF.	9- 0	1	1- 0	350	34	132	132	17	17
-----									
TOTALS	RPI 1-25	RPI 26-50	W-L RECORDS	RPI 51-100	RPI 101-150	RPI 150+			
10- 1	0- 0	0- 0	OVERALL	0- 0	1- 1	9- 0			
3- 0	0- 0	0- 0	HOME	0- 0	0- 0	3- 0			
6- 1	0- 0	0- 0	AWAY	0- 0	1- 1	5- 0			
1- 0	0- 0	0- 0	NEUTRAL	0- 0	0- 0	1- 0			
9- 0	0- 0	0- 0	NON-CONFERENCE	0- 0	1- 0	8- 0			
3- 0	0- 0	0- 0	HOME	0- 0	0- 0	3- 0			
5- 0	0- 0	0- 0	AWAY	0- 0	1- 0	4- 0			
1- 0	0- 0	0- 0	NEUTRAL	0- 0	0- 0	1- 0			
1- 1	0- 0	0- 0	CONFERENCE	0- 0	0- 1	1- 0			
0- 0	0- 0	0- 0	HOME	0- 0	0- 0	0- 0			
1- 1	0- 0	0- 0	AWAY	0- 0	0- 1	1- 0			
0- 0	0- 0	0- 0	NEUTRAL	0- 0	0- 0	0- 0			

RPI 1-25	RPI 26-50	RPI 51-100	RPI 101+	Team's RPI: 123
RPI S Opponent Score	RPI S Opponent Score	RPI S Opponent Score	RPI S Opponent Score	
			109 A Alabama	72 67
			131 A Appal achian St.	63 71
			160 N New Mexico St.	68 67
			191 A Southern U.	53 49
			193 A Coastal Caro.	88 78
			222 H Alabama St.	77 65
			247 H Southern Mi ss.	77 68
			265 H ETSU	81 74
			295 A Tennessee St.	78 56
			315 A FIU	84 77
			331 A Central Ark.	58 50
LAST 12 Division I GAMES:				
315 A FIU	84 77	160 N New Mexico St.	68 67	
193 A Coastal Caro.	88 78	222 H Alabama St.	77 65	
131 A Appal achian St.	63 71	109 A Alabama	72 67	
331 A Central Ark.	58 50	295 A Tennessee St.	78 56	
247 H Southern Mi ss.	77 68	265 H ETSU	81 74	
		191 A Southern U.	53 49	

Non-Div I Games: Faulkner 97 40 Spring Hill 75 57

South Alabama



Average RPI	Win: 147	WON-LOST	WINNING	LAST 10	STRENGTH OF	OPP. STRENGTH	TEAM	ADJ.	CONF.	ADJ CONF.
Average RPI	Loss: 28	RECORD	PCT. RANK	GAMES	SCHEDULE	OF SCHEDULE	RPI	RPI	RPI	RPI
DIV. I ONLY	10- 4	69	7-3	30	17	34	34	6	6	
DIV. I NON-CONF.	8- 4	91	0- 1	49	20	53	53	6	6	
-----										
TOTALS	RPI 1-25	RPI 26-50	W-L RECORDS	RPI 51-100	RPI 101-150	RPI 150+				
10- 4	0- 2	1- 1	OVERALL	3- 1	2- 0	4- 0				
6- 2	0- 1	0- 1	HOME	2- 0	2- 0	2- 0				
3- 0	0- 0	1- 0	AWAY	1- 0	0- 0	1- 0				
1- 2	0- 1	0- 0	NEUTRAL	0- 1	0- 0	1- 0				
8- 4	0- 2	0- 1	NON-CONFERENCE	3- 1	1- 0	4- 0				
5- 2	0- 1	0- 1	HOME	2- 0	1- 0	2- 0				
2- 0	0- 0	0- 0	AWAY	1- 0	0- 0	1- 0				
1- 2	0- 1	0- 0	NEUTRAL	0- 1	0- 0	1- 0				
2- 0	0- 0	1- 0	CONFERENCE	0- 0	1- 0	0- 0				
1- 0	0- 0	0- 0	HOME	0- 0	1- 0	0- 0				
1- 0	0- 0	1- 0	AWAY	0- 0	0- 0	0- 0				
0- 0	0- 0	0- 0	NEUTRAL	0- 0	0- 0	0- 0				

RPI 1-25				RPI 26-50				Team's RPI: 34				RPI 51-100				RPI 101+			
RPI	S	Opponent	Score	RPI	S	Opponent	Score	RPI	S	Opponent	Score	RPI	S	Opponent	Score	RPI	S	Opponent	Score
4	H	Bayl or	69 94	30	H	Maryl and	61 85	66	N	Oregon St.	68 70	109	H	Al abama	62 59				
10	N	Drake	85 90	42	A	Texas A&M	60 57	74	A	Purdue	82 73	131	H	Appal achi an St.	80 50				
</																			



Average RPI Win:	306	WON-LOST	WINNING	LAST 10	STRENGTH OF	OPP. STRENGTH	TEAM	ADJ.	CONF.	ADJ CONF.
Average RPI Loss:	194	RECORD	PCT. RANK	GAMES	SCHEDULE	OF SCHEDULE	RPI	RPI	RPI	RPI
DIV. I ONLY	5- 8	229	5-5	335	294	307	307	32	32	
DIV. I NON-CONF.	5- 7	206	1- 0	324	284	279	279	32	32	
-----										
TOTALS	RPI 1-25	RPI 26-50	W-L RECORDS	RPI 51-100	RPI 101-150	RPI 150+				
5- 8	0- 0	0- 0	OVERALL	0- 2	0- 1	5- 5				
3- 2	0- 0	0- 0	HOME	0- 0	0- 0	3- 2				
2- 4	0- 0	0- 0	AWAY	0- 1	0- 1	2- 2				
0- 2	0- 0	0- 0	NEUTRAL	0- 1	0- 0	0- 1				
5- 7	0- 0	0- 0	NON-CONFERENCE	0- 2	0- 1	5- 4				
3- 1	0- 0	0- 0	HOME	0- 0	0- 0	3- 1				
2- 4	0- 0	0- 0	AWAY	0- 1	0- 1	2- 2				
0- 2	0- 0	0- 0	NEUTRAL	0- 1	0- 0	0- 1				
0- 1	0- 0	0- 0	CONFERENCE	0- 0	0- 0	0- 1				
0- 1	0- 0	0- 0	HOME	0- 0	0- 0	0- 1				
0- 0	0- 0	0- 0	AWAY	0- 0	0- 0	0- 0				
0- 0	0- 0	0- 0	NEUTRAL	0- 0	0- 0	0- 0				

RPI 1-25				RPI 26-50				RPI 51-100				RPI 101+ Team's RPI : 307					
RPI	S	Opponent	Score	RPI	S	Opponent	Score	RPI	S	Opponent	Score	RPI	S	Opponent	Score		
								58	A	Arizona	32	73	129	A	Radford	31	61
								93	N	Wake Forest	44	58	184	N	East Carolina	63	71
												193	A	Coastal Caro.	44	57	
												223	H	UNLV	58	49	
												274	H	Winthrop	50	58	
												283	H	N. C. A&T	44	58	
												312	A	Presbyterian	57	48	
												321	A	Western Caro.	54	39	
												326	H	USC Upstate	71	66	
												335	A	Col. of Charleston	51	75	
												348	H	Charleston So.	67	58	
LAST 12 Division I GAMES:																	
223	H	UNLV	58	49	93	N	Wake Forest	44	58	274	H	Winthrop	50	58			
283	H	N. C. A&T	44	58	326	H	USC Upstate	71	66	58	A	Arizona	32	73			
321	A	Western Caro.	54	39	312	A	Presbyterian	57	48	348	H	Charleston So.	67	58			
184	N	East Carolina	63	71													
193	A	Coastal Caro.	44	57													
335	A	Col. of Charleston	51	75													

Non-Div I Games: Voorhees 88 61 UNKNOWN 67 51



Average RPI Win:	124	WON-LOST	WINNING	LAST 10	STRENGTH OF	OPP. STRENGTH	TEAM	ADJ.	CONF.	ADJ CONF.
Average RPI Loss:	59	RECORD	PCT. RANK	GAMES	SCHEDULE	OF SCHEDULE	RPI	RPI	RPI	RPI
DIV. I ONLY	12- 3	37	8-2	56	10	16	16	18	18	
DIV. I NON-CONF.	10- 2	37	0- 0	40	5	11	11	15	15	
-----										
TOTALS	RPI 1-25	RPI 26-50	W-L RECORDS	RPI 51-100	RPI 101-150	RPI 150+				
12- 3	1- 2	3- 0	OVERALL	3- 0	2- 0	3- 1				
4- 0	1- 0	2- 0	HOME	0- 0	0- 0	1- 0				
5- 2	0- 1	1- 0	AWAY	2- 0	1- 0	1- 1				
3- 1	0- 1	0- 0	NEUTRAL	1- 0	1- 0	1- 0				
10- 2	1- 2	2- 0	NON-CONFERENCE	3- 0	2- 0	2- 0				
3- 0	1- 0	1- 0	HOME	0- 0	0- 0	1- 0				
4- 1	0- 1	1- 0	AWAY	2- 0	1- 0	0- 0				
3- 1	0- 1	0- 0	NEUTRAL	1- 0	1- 0	1- 0				
2- 1	0- 0	1- 0	CONFERENCE	0- 0	0- 0	1- 1				
1- 0	0- 0	1- 0	HOME	0- 0	0- 0	0- 0				
1- 1	0- 0	0- 0	AWAY	0- 0	0- 0	1- 1				
0- 0	0- 0	0- 0	NEUTRAL	0- 0	0- 0	0- 0				

RPI 1-25				Team's RPI: 16			
RPI	S	Opponent	Score				
2	H	Iowa St.	64 59				
10	A	Drake	64 76				
12	N	Indiana	60 68				

RPI 26-50			
RPI	S	Opponent	Score
31	A	Missouri	74 61
35	H	South Dakota St.	105 98
40	H	Green Bay	55 49

RPI 51-100			
RPI	S	Opponent	Score
75	A	Montana	64 41
80	A	Creighton	77 65
95	N	Loyola Marymount	67 40

RPI 101+			
RPI	S	Opponent	Score
128	N	Grambling	67 53
143	A	Missouri St.	85 74
155	A	Denver	99 104
243	N	Wichita St.	73 64
298	H	Incarnate Word	96 43
323	A	North Dakota St.	67 41

LAST 12 Division I GAMES:							
35	H	South Dakota St.	105 98	95	N	Loyola Marymount	67 40
155	A	Denver	99 104	128	N	Grambling	67 53
323	A	North Dakota St.	67 41	31	A	Missouri	74 61
12	N	Indiana	60 68	143	A	Missouri St.	85 74
75	A	Montana	64 41	40	H	Green Bay	55 49
243	N	Wichita St.	73 64	2	H	Iowa St.	64 59



Average RPI	Win:	140	WON-LOST	WINNING	LAST 10	STRENGTH OF	OPP. STRENGTH	TEAM	ADJ.	CONF.	ADJ CONF.
Average RPI	Loss:	23	RECORD	PCT. RANK	GAMES	SCHEDULE	OF SCHEDULE	RPI	RPI	RPI	RPI
DIV. I ONLY		11- 6		98	7-3	39	15	35	35	18	18
DIV. I NON-CONF.		8- 5		120	0- 0	19	6	21	21	15	15
-----											
TOTALS	RPI 1-25		RPI 26-50		W-L RECORDS	RPI 51-100		RPI 101-150		RPI 150+	
11- 6	2- 4		1- 1		OVERALL	2- 1		2- 0		4- 0	
6- 1	1- 1		1- 0		HOME	2- 0		0- 0		2- 0	
5- 3	1- 2		0- 1		AWAY	0- 0		2- 0		2- 0	
0- 2	0- 1		0- 0		NEUTRAL	0- 1		0- 0		0- 0	
8- 5	2- 3		1- 1		NON-CONFERENCE	2- 1		2- 0		1- 0	
5- 1	1- 1		1- 0		HOME	2- 0		0- 0		1- 0	
3- 2	1- 1		0- 1		AWAY	0- 0		2- 0		0- 0	
0- 2	0- 1		0- 0		NEUTRAL	0- 1		0- 0		0- 0	
3- 1	0- 1		0- 0		CONFERENCE	0- 0		0- 0		3- 0	
1- 0	0- 0		0- 0		HOME	0- 0		0- 0		1- 0	
2- 1	0- 1		0- 0		AWAY	0- 0		0- 0		2- 0	
0- 0	0- 0		0- 0		NEUTRAL	0- 0		0- 0		0- 0	

RPI	S	Opponent	Score	RPI	S	Opponent	Score	RPI	S	Opponent	Score	RPI	S	Opponent	Score
4	N	Bayl or	66 72	38	A	Wyomi ng	70 77	53	N	Buffal o	55 61	112	A	Montana St.	88 67
7	H	Oregon	79 87	40	H	Green Bay	77 47	80	H	Creighton	74 48	124	A	Chattanooga	71 54
10	H	Drake	80 71					92	H	FGCU	80 62	155	H	Denver	76 59
16	A	South Dakota	98 105									218	A	Western Ill.	93 84
18	A	Marquette	52 91									342	A	Purdue Fort Wayne	85 52
20	A	Central Mich.	80 71									347	H	Savannah St.	97 49
-----															
LAST 12 Division I GAMES:															
155	H	Denver	76 59	38	A	Wyomi ng	70 77	112	A	Montana St.	88 67	347	H	Savannah St.	97 49
16	A	South Dakota	98 105	10	H	Oregon	79 87	7	H	Oregon	79 87	10	H	Drake	80 71
342	A	Purdue Fort Wayne	85 52	40	H	Green Bay	77 47	124	A	Chattanooga	71 54				
218	A	Western Ill.	93 84	53	N	Buffal o	55 61								

Non-Div I Games:

South Dakota St.



Average RPI	Win: 204	WON-LOST	WINNING	LAST 10	STRENGTH OF	OPP. STRENGTH	TEAM	ADJ.	CONF.	ADJ CONF.
Average RPI	Loss: 61	RECORD	PCT. RANK	GAMES	SCHEDULE	OF SCHEDULE	RPI	RPI	RPI	RPI
DIV. I ONLY	10- 6	105	6-4	210	33	147	147	9	9	
DIV. I NON-CONF.	9- 5	105	0- 0	236	23	147	147	9	9	
-----										
TOTALS	RPI 1-25	RPI 26-50	W-L RECORDS	RPI 51-100	RPI 101-150	RPI 150+				
10- 6	0- 1	1- 2	OVERALL	0- 2	2- 1	7- 0				
7- 1	0- 1	0- 0	HOME	0- 0	2- 0	5- 0				
2- 1	0- 0	0- 0	AWAY	0- 1	0- 0	2- 0				
1- 4	0- 0	1- 2	NEUTRAL	0- 1	0- 1	0- 0				
9- 5	0- 0	1- 2	NON-CONFERENCE	0- 2	2- 1	6- 0				
7- 0	0- 0	0- 0	HOME	0- 0	2- 0	5- 0				
1- 1	0- 0	0- 0	AWAY	0- 1	0- 0	1- 0				
1- 4	0- 0	1- 2	NEUTRAL	0- 1	0- 1	0- 0				
1- 1	0- 1	0- 0	CONFERENCE	0- 0	0- 0	1- 0				
0- 1	0- 1	0- 0	HOME	0- 0	0- 0	0- 0				
1- 0	0- 0	0- 0	AWAY	0- 0	0- 0	1- 0				
0- 0	0- 0	0- 0	NEUTRAL	0- 0	0- 0	0- 0				

RPI	S	Opponent	Score	RPI	S	Opponent	Score	RPI	S	Opponent	Score	RPI	S	Opponent	Score	Team's RPI: 147
23	H	UCF	49 62	27	N	Kentucky	63 85	52	A	LSU	49 78	128	H	Grambling	67 50	
				29	N	UCLA	60 56	80	N	Creighton	76 83	135	H	Oklahoma	87 70	
				41	N	North Carolina	69 71					140	N	Virginia	67 74	
												166	A	Ohio St.	71 47	
												199	H	George Washington	63 30	
												213	H	Bethune-Cookman	88 39	
												245	A	Temple	63 53	
												301	H	Albany (NY)	74 37	
												306	H	New Hampshire	79 36	
												313	H	Vermont	102 55	
-----																
LAST 12 Division I GAMES:																
23	H	UCF	49 62	80	N	Creighton	76 83	313	H	Vermont	102 55	128	H	Grambling	67 50	
245	A	Temple	63 53	27	N	Kentucky	63 85	199	H	George Washington	63 30	135	H	Oklahoma	87 70	
52	A	LSU	49 78	29	N	UCLA	60 56	306	H	New Hampshire	79 36	140	N	Virginia	67 74	
140	N	Virginia	67 74	41	N	North Carolina	69 71	29	N	UCLA	60 56	166	A	Ohio St.	71 47	

Non-Div I Games:

South Fla.



Average RPI		Win: 279	WON-LOST RECORD	WINNING PCT. RANK	LAST 10 GAMES	STRENGTH OF SCHEDULE	OPP. STRENGTH OF SCHEDULE	TEAM RPI	ADJ. RPI	CONF. RPI	ADJ. CONF. RPI
DIV. I ONLY			4- 7	238	6-4	168	331	206	206	20	20
DIV. I NON-CONF.			3- 6	241	0- 0	179	323	228	228	20	20
TOTALS		RPI 1-25		RPI 26-50		W-L RECORDS	RPI 51-100	RPI 101-150		RPI 150+	
4- 7	0- 1			0- 0		OVERALL	0- 0	0- 2		4- 4	
1- 2	0- 0			0- 0		HOME	0- 0	0- 2		1- 0	
3- 4	0- 1			0- 0		AWAY	0- 0	0- 0		3- 3	
0- 1	0- 0			0- 0		NEUTRAL	0- 0	0- 0		0- 1	
3- 6	0- 1			0- 0		NON-CONFERENCE	0- 0	0- 1		3- 4	
1- 1	0- 0			0- 0		HOME	0- 0	0- 1		1- 0	
2- 4	0- 1			0- 0		AWAY	0- 0	0- 0		2- 3	
0- 1	0- 0			0- 0		NEUTRAL	0- 0	0- 0		0- 1	
1- 1	0- 0			0- 0		CONFERENCE	0- 0	0- 1		1- 0	
0- 1	0- 0			0- 0		HOME	0- 0	0- 1		0- 0	
1- 0	0- 0			0- 0		AWAY	0- 0	0- 0		1- 0	
0- 0	0- 0			0- 0		NEUTRAL	0- 0	0- 0		0- 0	

RPI 1-25				RPI 26-50				RPI 51-100				RPI 101+				Team's RPI: 206	
RPI	S	Opponent	Score	RPI	S	Opponent	Score	RPI	S	Opponent	Score	RPI	S	Opponent	Score		
15	A	Mississippi St.	53 88									117	H	UT Martin	73 80		
												139	H	Indiana St.	51 62		
												153	A	Southern Ill.	40 60		
												167	N	North Ala.	67 80		
												181	A	Bradley	79 85		
												218	H	Western Ill.	81 71		
												232	A	SIUE	62 52		
												296	A	Memphis	57 69		
												322	A	NJIT	68 58		
												345	A	Evansville	54 50		
LAST 12 Division I GAMES:																	
												117	H	UT Martin	73 80		
												232	A	SIUE	62 52		
												296	A	Memphis	57 69		
												345	A	Evansville	54 50		
												15	A	Mississippi St.	53 88		
												139	H	Indiana St.	51 62		
												322	A	NJIT	68 58		
												167	N	North Ala.	67 80		
												218	H	Western Ill.	81 71		
												153	A	Southern Ill.	40 60		
												181	A	Bradley	79 85		

Non-Div I Games:	III.-Springfield	82	46	Harri s-Stowe	80	65
------------------	------------------	----	----	---------------	----	----

Southeast Mo. St.

■ Loss, ■ Non-Conf, S Site, H Home A Away N Neutral



Average RPI Win: 315 WON-LOST RECORD WINNING PCT. RANK LAST 10 GAMES STRENGTH OF SCHEDULE OPP. STRENGTH OF SCHEDULE TEAM RPI ADJ. RPI CONF. RPI ADJ CONF. RPI

DIV. I ONLY	5- 6	199	4-6	301	300	239	239	25	25
DIV. I NON-CONF.	4- 5	190	0- 0	295	312	233	233	22	22
TOTALS	RPI 1-25	RPI 26-50	W-L RECORDS	RPI 51-100	RPI 101-150	RPI 150+			
5- 6	0- 0	0- 1	OVERALL	0- 1	0- 1	5- 3			
2- 2	0- 0	0- 1	HOME	0- 0	0- 0	2- 1			
3- 4	0- 0	0- 0	AWAY	0- 1	0- 1	3- 2			
0- 0	0- 0	0- 0	NEUTRAL	0- 0	0- 0	0- 0			
4- 5	0- 0	0- 0	NON-CONFERENCE	0- 1	0- 1	4- 3			
1- 1	0- 0	0- 0	HOME	0- 0	0- 0	1- 1			
3- 4	0- 0	0- 0	AWAY	0- 1	0- 1	3- 2			
0- 0	0- 0	0- 0	NEUTRAL	0- 0	0- 0	0- 0			
1- 1	0- 0	0- 1	CONFERENCE	0- 0	0- 0	1- 0			
1- 1	0- 0	0- 1	HOME	0- 0	0- 0	1- 0			
0- 0	0- 0	0- 0	AWAY	0- 0	0- 0	0- 0			
0- 0	0- 0	0- 0	NEUTRAL	0- 0	0- 0	0- 0			

RPI 1-25	RPI 26-50	RPI 51-100	RPI 101+	Team's RPI: 239
RPI S Opponent Score	RPI S Opponent Score	RPI S Opponent Score	RPI S Opponent Score	
	48 H SFA 51 62	52 A LSU 52 72	109 A Al abama 40 88	
			189 A Loui si ana Tech 53 72	
			246 A SMU 63 62	
			247 H Southern Mi ss. 52 59	
			261 A Al abama A&M 48 51	
			319 H La. -Monroe 49 42	
			328 A Jackson St. 50 45	
			331 H Central Ark. 62 53	
			350 A Al corn 77 59	
LAST 12 Division I GAMES:				
331 H Central Ark. 62 53	261 A Al abama A&M 48 51			
48 H SFA 51 62	189 A Loui si ana Tech 53 72			
52 A LSU 52 72	328 A Jackson St. 50 45			
247 H Southern Mi ss. 52 59	246 A SMU 63 62			
319 H La. -Monroe 49 42	350 A Al corn 77 59			
	109 A Al abama 40 88			

Non-Div I Games: Mobile 70 57 Xavier (LA) 47 59

Southeastern La.



Average RPI Win: 190		WON-LOST	WINNING	LAST 10	STRENGTH OF	OPP. STRENGTH	TEAM	ADJ.	CONF.	ADJ CONF.
Loss: 24		RECORD	PCT. RANK	GAMES	SCHEDULE	OF SCHEDULE	RPI	RPI	RPI	RPI
DIV. I ONLY		10- 4	69	6-4	108	50	43	43	2	2
DIV. I NON-CONF.		10- 1	19	0- 0	202	143	38	38	2	2
TOTALS		RPI 1-25	RPI 26-50		W-L RECORDS		RPI 51-100	RPI 101-150	RPI 150+	
10- 4	0- 2	0- 2		OVERALL		0- 0	2- 0	8- 0		
5- 1	0- 0	0- 1		HOME		0- 0	1- 0	4- 0		
4- 3	0- 2	0- 1		AWAY		0- 0	1- 0	3- 0		
1- 0	0- 0	0- 0		NEUTRAL		0- 0	0- 0	1- 0		
10- 1	0- 0	0- 1		NON-CONFERENCE		0- 0	2- 0	8- 0		
5- 0	0- 0	0- 0		HOME		0- 0	1- 0	4- 0		
4- 1	0- 0	0- 1		AWAY		0- 0	1- 0	3- 0		
1- 0	0- 0	0- 0		NEUTRAL		0- 0	0- 0	1- 0		
0- 3	0- 2	0- 1		CONFERENCE		0- 0	0- 0	0- 0		
0- 1	0- 0	0- 1		HOME		0- 0	0- 0	0- 0		
0- 2	0- 2	0- 0		AWAY		0- 0	0- 0	0- 0		
0- 0	0- 0	0- 0		NEUTRAL		0- 0	0- 0	0- 0		

RPI 1-25					RPI 26-50					RPI 51-100					RPI 101+				
RPI	S	Opponent	Score		RPI	S	Opponent	Score		RPI	S	Opponent	Score		RPI	S	Opponent	Score	
3	A	Stanford	64	72	29	H	UCLA	65	72						110	H	Fresno St.	62 61	
21	A	Cal i forni a	59	66	42	A	Texas A&M	51	71						134	A	UT Arlington	73 61	
LAST 12 Division I GAMES:																			
21	A	Cal i forni a	59	66	223	A	UNLV	86	72										
3	A	Stanford	64	72	110	H	Fresno St.	62	61										
29	H	UCLA	65	72	233	A	Nevada	72	51										
134	A	UT Arlington	73	61	154	N	Utah St.	55	46										
42	A	Texas A&M	51	71	169	H	Santa Clara	77	46										
156	H	CSUN	58	42	291	H	UC Santa Barbara	82	39										

### Non-Div I Games:

Southern California



Average RPI Win:	197	WON-LOST	WINNING	LAST 10	STRENGTH OF	OPP. STRENGTH	TEAM	ADJ.	CONF.	ADJ CONF.
Average RPI Loss:	115	RECORD	PCT. RANK	GAMES	SCHEDULE	OF SCHEDULE	RPI	RPI	RPI	RPI
DIV. I ONLY	8- 5	108	6-4	193	130	153	153	13	13	
DIV. I NON-CONF.	7- 4	109	0- 0	145	82	92	92	13	13	
-----										
TOTALS	RPI 1-25	RPI 26-50	W-L RECORDS	RPI 51-100	RPI 101-150	RPI 150+				
8- 5	0- 1	0- 0	OVERALL	2- 0	1- 3	5- 1				
6- 1	0- 0	0- 0	HOME	1- 0	1- 1	4- 0				
1- 3	0- 0	0- 0	AWAY	0- 0	0- 2	1- 1				
1- 1	0- 1	0- 0	NEUTRAL	1- 0	0- 0	0- 0				
7- 4	0- 1	0- 0	NON-CONFERENCE	2- 0	1- 2	4- 1				
5- 0	0- 0	0- 0	HOME	1- 0	1- 0	3- 0				
1- 3	0- 0	0- 0	AWAY	0- 0	0- 2	1- 1				
1- 1	0- 1	0- 0	NEUTRAL	1- 0	0- 0	0- 0				
1- 1	0- 0	0- 0	CONFERENCE	0- 0	0- 1	1- 0				
1- 1	0- 0	0- 0	HOME	0- 0	0- 1	1- 0				
0- 0	0- 0	0- 0	AWAY	0- 0	0- 0	0- 0				
0- 0	0- 0	0- 0	NEUTRAL	0- 0	0- 0	0- 0				

RPI 1-25				RPI 26-50				RPI 51-100				RPI 101+				Team's RPI: 153
RPI	S	Opponent	Score	RPI	S	Opponent	Score	RPI	S	Opponent	Score	RPI	S	Opponent	Score	
14	N	Arizona St.	38 <b>82</b>					85	H	Northern Ill.	82 73	107	H	IUPUI	78 73	
								94	N	Hartford	72 50	108	A	Western Ky.	76 <b>83</b>	
												117	A	UT Martin	94 <b>95</b>	
												139	H	Indiana St.	58 <b>61</b>	
												195	A	Saint Louis	58 <b>62</b>	
												206	H	Southeast Mo. St.	60 40	
												209	H	Eastern Ill.	73 59	
												259	H	Marshall	58 49	
												268	A	Murray St.	65 59	
												345	H	Evansville	67 47	
LAST 12 Division I GAMES:																
139	H	Indiana St.	58 <b>61</b>	195	A	Saint Louis	58 <b>62</b>	14	N	Arizona St.	38 <b>82</b>					
345	H	Evansville	67 47					94	N	Hartford	72 50					
107	H	IUPUI	78 73					108	A	Western Ky.	76 <b>83</b>					
268	A	Murray St.	65 59					259	H	Marshall	58 49					
209	H	Eastern Ill.	73 59					206	H	Southeast Mo. St.	60 40					
85	H	Northern Ill.	82 73													

Non-Div I Games:

Southern Ill.



Average RPI Win:	253	WON-LOST	WINNING	LAST 10	STRENGTH OF	OPP. STRENGTH	TEAM	ADJ.	CONF.	ADJ CONF.
Average RPI Loss:	117	RECORD	PCT. RANK	GAMES	SCHEDULE	OF SCHEDULE	RPI	RPI	RPI	RPI
DIV. I ONLY	6- 7	188	4-6	202	272	247	247	17	17	
DIV. I NON-CONF.	6- 5	143	0- 0	254	246	234	234	19	19	
-----										
TOTALS	RPI 1-25	RPI 26-50	W-L RECORDS	RPI 51-100	RPI 101-150	RPI 150+				
6- 7	0- 1	0- 0	OVERALL	0- 1	1- 3	5- 2				
5- 5	0- 1	0- 0	HOME	0- 0	1- 2	4- 2				
1- 2	0- 0	0- 0	AWAY	0- 1	0- 1	1- 0				
0- 0	0- 0	0- 0	NEUTRAL	0- 0	0- 0	0- 0				
6- 5	0- 1	0- 0	NON-CONFERENCE	0- 1	1- 2	5- 1				
5- 3	0- 1	0- 0	HOME	0- 0	1- 1	4- 1				
1- 2	0- 0	0- 0	AWAY	0- 1	0- 1	1- 0				
0- 0	0- 0	0- 0	NEUTRAL	0- 0	0- 0	0- 0				
0- 2	0- 0	0- 0	CONFERENCE	0- 0	0- 1	0- 1				
0- 2	0- 0	0- 0	HOME	0- 0	0- 1	0- 1				
0- 0	0- 0	0- 0	AWAY	0- 0	0- 0	0- 0				
0- 0	0- 0	0- 0	NEUTRAL	0- 0	0- 0	0- 0				

RPI 1-25				RPI 26-50				RPI 51-100				RPI 101+ Team's RPI: 247			
RPI	S	Opponent	Score	RPI	S	Opponent	Score	RPI	S	Opponent	Score	RPI	S	Opponent	Score
15	H	Mississippi St.	42 86					72	A	Tulane	54 71	105	H	Rice	47 58
												113	H	Houston	44 61
												123	A	South Alabama	68 77
												128	H	Grambling	68 47
												177	H	North Texas	48 62
												208	H	Samford	76 40
												211	H	Sam Houston St.	61 65
												239	A	Southeastern La.	59 52
												260	H	Mississippi Val.	67 60
												334	H	Northwestern St.	69 54
												350	H	Alcorn	66 47
LAST 12 Division I GAMES:															
177	H	North Texas	48 62	72	A	Tulane	54 71	334	H	Northwestern St.	69 54	211	H	Sam Houston St.	61 65
105	H	Rice	47 58	260	H	Mississippi Val.	67 60	208	H	Samford	76 40	123	A	South Alabama	68 77
113	H	Houston	44 61	128	H	Grambling	68 47	177	H	North Texas	48 62	239	A	Southeastern La.	59 52
260	H	Mississippi Val.	67 60	334	H	Northwestern St.	69 54	350	H	Alcorn	66 47	105	H	Rice	47 58
334	H	Northwestern St.	69 54	105	H	Rice	47 58	113	H	Houston	44 61	123	A	South Alabama	68 77
350	H	Alcorn	66 47	123	A	South Alabama	68 77	128	H	Grambling	68 47	177	H	North Texas	48 62
												208	H	Samford	76 40
												211	H	Sam Houston St.	61 65
												239	A	Southeastern La.	59 52
												260	H	Mississippi Val.	67 60
												334	H	Northwestern St.	69 54
												350	H	Alcorn	66 47

Non-Div I Games: William Carey 74 48 Blue Mountain (MS) 84 38

Southern Miss.



Average RPI	Win:	257	WON-LOST	WINNING	LAST 10	STRENGTH OF	OPP. STRENGTH	TEAM	ADJ.	CONF.	ADJ CONF.
Average RPI	Loss:	78	RECORD	PCT. RANK	GAMES	SCHEDULE	OF SCHEDULE	RPI	RPI	RPI	RPI
DIV. I ONLY		1- 8		325	2-8	8	119	191	191	28	28
DIV. I NON-CONF.		0- 7		336	0- 0	1	119	124	124	25	25
<hr/>											
TOTALS	RPI 1-25		RPI 26-50		W-L RECORDS	RPI 51-100		RPI 101-150		RPI 150+	
1- 8	0- 2		0- 1		OVERALL	0- 2		0- 2		1- 1	
1- 2	0- 0		0- 0		HOME	0- 0		0- 1		1- 1	
0- 6	0- 2		0- 1		AWAY	0- 2		0- 1		0- 0	
0- 0	0- 0		0- 0		NEUTRAL	0- 0		0- 0		0- 0	
0- 7	0- 2		0- 1		NON-CONFERENCE	0- 2		0- 2		0- 0	
0- 1	0- 0		0- 0		HOME	0- 0		0- 1		0- 0	
0- 6	0- 2		0- 1		AWAY	0- 2		0- 1		0- 0	
0- 0	0- 0		0- 0		NEUTRAL	0- 0		0- 0		0- 0	
1- 1	0- 0		0- 0		CONFERENCE	0- 0		0- 0		1- 1	
1- 1	0- 0		0- 0		HOME	0- 0		0- 0		1- 1	
0- 0	0- 0		0- 0		AWAY	0- 0		0- 0		0- 0	
0- 0	0- 0		0- 0		NEUTRAL	0- 0		0- 0		0- 0	

RPI 1-25				RPI 26-50				RPI 51-100				RPI 101+ Team's RPI: 191			
RPI	S	Opponent	Score	RPI	S	Opponent	Score	RPI	S	Opponent	Score	RPI	S	Opponent	Score
4	A	Bayl or	49 94	27	A	Kentucky	41 91	71	A	Mi chi gan	35 76	123	H	South Al abama	49 53
14	A	Arizona St.	47 69					81	A	TCU	40 69	149	A	Texas Tech	58 76
												157	H	Prai ri e Vi ew	54 55
												257	H	Texas Southern	63 61
LAST 12 Division I GAMES:															
257	H	Texas Southern	63 61	123	H	South Al abama	49 53								
157	H	Prai ri e Vi ew	54 55	4	A	Bayl or	49 94								
71	A	Mi chi gan	35 76	27	A	Kentucky	41 91								
149	A	Texas Tech	58 76												
81	A	TCU	40 69												
14	A	Ari zona St.	47 69												

Non-Div I Games: Dillard 61 63 Wiley 89 58 Louisiana Col. 77 53 Millsaps 71 36 Southern U.



Average RPI Win:	219	WON-LOST	WINNING	LAST 10	STRENGTH OF	OPP. STRENGTH	TEAM	ADJ.	CONF.	ADJ CONF.
Average RPI Loss:	122	RECORD	PCT. RANK	GAMES	SCHEDULE	OF SCHEDULE	RPI	RPI	RPI	RPI
DIV. I ONLY	4- 9	256	3-7	91	262	215	215	14	14	
DIV. I NON-CONF.	3- 6	241	0- 1	37	295	190	190	11	11	
-----										
TOTALS	RPI 1-25	RPI 26-50	W-L RECORDS	RPI 51-100	RPI 101-150	RPI 150+				
4- 9	0- 0	1- 1	OVERALL	0- 2	0- 3	3- 3				
4- 2	0- 0	1- 0	HOME	0- 0	0- 1	3- 1				
0- 7	0- 0	0- 1	AWAY	0- 2	0- 2	0- 2				
0- 0	0- 0	0- 0	NEUTRAL	0- 0	0- 0	0- 0				
3- 6	0- 0	1- 1	NON-CONFERENCE	0- 1	0- 1	2- 3				
3- 1	0- 0	1- 0	HOME	0- 0	0- 0	2- 1				
0- 5	0- 0	0- 1	AWAY	0- 1	0- 1	0- 2				
0- 0	0- 0	0- 0	NEUTRAL	0- 0	0- 0	0- 0				
1- 3	0- 0	0- 0	CONFERENCE	0- 1	0- 2	1- 0				
1- 1	0- 0	0- 0	HOME	0- 0	0- 1	1- 0				
0- 2	0- 0	0- 0	AWAY	0- 1	0- 1	0- 0				
0- 0	0- 0	0- 0	NEUTRAL	0- 0	0- 0	0- 0				

RPI	S	Opponent	Score	RPI	S	Opponent	Score	RPI	S	Opponent	Score	RPI	S	Opponent	Score	Team's RPI: 215
37	H	BYU	67 64	75	A	Montana	57 79	104	H	Idaho St.	57 69	339	H	Weber St.	84 79	
45	A	Boise St.	53 88	99	A	UC Davis	45 68	112	A	Montana St.	64 69	104	H	Idaho St.	57 69	
								148	A	UC Irvine	58 75	155	H	Denver	70 71	
								164	A	Oral Roberts	59 64	194	A	UC Riverside	50 56	
								225	H	San Diego	69 59	273	H	Utah Valley	60 59	
								339	H	Weber St.	84 79					
LAST 12 Division I GAMES:																
75	A	Montana	57 79	194	A	UC Riverside	50 56									
112	A	Montana St.	64 69	339	H	Weber St.	84 79									
45	A	Boise St.	53 88	104	H	Idaho St.	57 69									
155	H	Denver	70 71	37	H	BYU	67 64									
273	H	Utah Valley	60 59	99	A	UC Davis	45 68									
164	A	Oral Roberts	59 64	148	A	UC Irvine	58 75									

Non-Div I Games:

Southern Utah



Average RPI Win:	283	WON-LOST	WINNING	LAST 10	STRENGTH OF	OPP. STRENGTH	TEAM	ADJ.	CONF.	ADJ CONF.
Average RPI Loss:	127	RECORD	PCT. RANK	GAMES	SCHEDULE	OF SCHEDULE	RPI	RPI	RPI	RPI
DIV. I ONLY	3- 11	295	1-9	89	254	235	235	16	16	
DIV. I NON-CONF.	3- 10	278	0- 0	72	264	232	232	18	18	
-----										
TOTALS	RPI 1-25	RPI 26-50	W-L RECORDS	RPI 51-100	RPI 101-150	RPI 150+				
3- 11	0- 0	0- 0	OVERALL	0- 5	0- 2	3- 4				
2- 4	0- 0	0- 0	HOME	0- 2	0- 1	2- 1				
1- 6	0- 0	0- 0	AWAY	0- 2	0- 1	1- 3				
0- 1	0- 0	0- 0	NEUTRAL	0- 1	0- 0	0- 0				
3- 10	0- 0	0- 0	NON-CONFERENCE	0- 5	0- 1	3- 4				
2- 3	0- 0	0- 0	HOME	0- 2	0- 0	2- 1				
1- 6	0- 0	0- 0	AWAY	0- 2	0- 1	1- 3				
0- 1	0- 0	0- 0	NEUTRAL	0- 1	0- 0	0- 0				
0- 1	0- 0	0- 0	CONFERENCE	0- 0	0- 1	0- 0				
0- 1	0- 0	0- 0	HOME	0- 0	0- 1	0- 0				
0- 0	0- 0	0- 0	AWAY	0- 0	0- 0	0- 0				
0- 0	0- 0	0- 0	NEUTRAL	0- 0	0- 0	0- 0				

RPI 1-25				RPI 26-50				RPI 51-100				RPI 101+				Team's RPI: 235
RPI	S	Opponent	Score	RPI	S	Opponent	Score	RPI	S	Opponent	Score	RPI	S	Opponent	Score	
								53	A	Buffal o	43 90	117	A	Georgi a	40 67	
								59	N	Ohi o	53 70	146	H	Duquesne	54 60	
								68	H	Bucknel l	46 77	155	A	Denver	62 76	
								84	A	Penn St.	65 80	161	A	Akron	58 67	
								100	H	Kent St.	64 76	200	A	Cornel l	44 58	
												252	H	Hofstra	59 67	
												263	A	Ni agara	76 48	
												269	H	Si ena	74 58	
												318	H	Can i si us	100 94	
LAST 12 Divisi on I GAMES:																
100	H	Kent St.	64 76	146	H	Duquesne	54 60									
84	A	Penn St.	65 80	200	A	Cornel l	44 58									
269	H	Si ena	74 58	53	A	Buffal o	43 90									
161	A	Akron	58 67	59	N	Ohi o	53 70									
68	H	Bucknel l	46 77	252	H	Hofstra	59 67									
155	A	Denver	62 76	318	H	Can i si us	100 94									

Non-Div I Games:

St. Bonaventure



Average RPI Win: 301  
Average RPI Loss: 208

WON-LOST  
RECORD

WINNING  
PCT. RANK

LAST 10  
GAMES

STRENGTH OF  
SCHEDULE

OPP. STRENGTH  
OF SCHEDULE

TEAM  
RPI

ADJ.  
RPI

CONF.  
RPI

ADJ CONF.  
RPI

DIV. I ONLY	7- 6	149	5-5	345	323	272	272	31	31
DIV. I NON-CONF.	5- 6	177	0- 0	334	318	288	288	31	31
TOTALS	RPI 1-25	RPI 26-50	W-L RECORDS	RPI 51-100	RPI 101-150	RPI 150+			
7- 6	0- 0	0- 0	OVERALL	0- 1	0- 2	7- 3			
3- 2	0- 0	0- 0	HOME	0- 1	0- 0	3- 1			
3- 3	0- 0	0- 0	AWAY	0- 0	0- 2	3- 1			
1- 1	0- 0	0- 0	NEUTRAL	0- 0	0- 0	1- 1			
5- 6	0- 0	0- 0	NON-CONFERENCE	0- 1	0- 2	5- 3			
2- 2	0- 0	0- 0	HOME	0- 1	0- 0	2- 1			
2- 3	0- 0	0- 0	AWAY	0- 0	0- 2	2- 1			
1- 1	0- 0	0- 0	NEUTRAL	0- 0	0- 0	1- 1			
2- 0	0- 0	0- 0	CONFERENCE	0- 0	0- 0	2- 0			
1- 0	0- 0	0- 0	HOME	0- 0	0- 0	1- 0			
1- 0	0- 0	0- 0	AWAY	0- 0	0- 0	1- 0			
0- 0	0- 0	0- 0	NEUTRAL	0- 0	0- 0	0- 0			

RPI	S	Opponent	Score	RPI	S	Opponent	Score	RPI	S	Opponent	Score	RPI	S	Opponent	Score	Team's RPI: 272
98	H	Princeton	64 83					101	A	Seton Hall	77 100					
								133	A	Stony Brook	67 74					
								190	A	Morehead St.	101 94					
								297	H	Saint Peter's	74 70					
								301	H	Albany (NY)	60 67					
								303	A	Bryant	60 55					
								305	A	Army West Point	57 69					
								310	N	Valparaiso	76 78					
								314	A	Loyola Maryland	75 70					
								320	H	Wagner	76 61					
								337	N	Chicago St.	110 73					
								343	H	Manhattan	73 65					
LAST 12 Division I GAMES:																
98	H	Princeton	64 83	303	A	Bryant	60 55									
301	H	Albany (NY)	60 67	320	H	Wagner	76 61									
297	H	Saint Peter's	74 70	133	A	Stony Brook	67 74									
314	A	Loyola Maryland	75 70	190	A	Morehead St.	101 94									
305	A	Army West Point	57 69	310	N	Valparaiso	76 78									
101	A	Seton Hall	77 100	337	N	Chicago St.	110 73									

Non-Div I Games: Mercy

102 51

St. Francis Brooklyn



Average RPI	Win:	220	WON-LOST	WINNING	LAST 10	STRENGTH OF	OPP. STRENGTH	TEAM	ADJ.	CONF.	ADJ CONF.
Average RPI	Loss:	51	RECORD	PCT. RANK	GAMES	SCHEDULE	OF SCHEDULE	RPI	RPI	RPI	RPI
DIV. I ONLY		8- 6		131	5-5	66	115	62	62	5	5
DIV. I NON-CONF.		7- 4		109	0- 0	131	115	80	80	5	5
-----											
TOTALS	RPI 1-25		RPI 26-50		W-L RECORDS	RPI 51-100		RPI 101-150		RPI 150+	
8- 6	0- 3		0- 0		OVERALL	1- 2		1- 1		6- 0	
2- 1	0- 1		0- 0		HOME	0- 0		1- 0		1- 0	
4- 4	0- 1		0- 0		AWAY	0- 2		0- 1		4- 0	
2- 1	0- 1		0- 0		NEUTRAL	1- 0		0- 0		1- 0	
7- 4	0- 2		0- 0		NON-CONFERENCE	1- 2		1- 0		5- 0	
2- 1	0- 1		0- 0		HOME	0- 0		1- 0		1- 0	
3- 2	0- 0		0- 0		AWAY	0- 2		0- 0		3- 0	
2- 1	0- 1		0- 0		NEUTRAL	1- 0		0- 0		1- 0	
1- 2	0- 1		0- 0		CONFERENCE	0- 0		0- 1		1- 0	
0- 0	0- 0		0- 0		HOME	0- 0		0- 0		0- 0	
1- 2	0- 1		0- 0		AWAY	0- 0		0- 1		1- 0	
0- 0	0- 0		0- 0		NEUTRAL	0- 0		0- 0		0- 0	

RPI 1-25				RPI 26-50				RPI 51-100				RPI 101+			
RPI	S	Opponent	Score	RPI	S	Opponent	Score	RPI	S	Opponent	Score	RPI	S	Opponent	Score
6	N	UConn	55 65					65	A	James Madison	51 64	101	A	Seton Hall	67 77
17	A	Butler	45 66					74	N	Purdue	68 62	119	H	Yale	56 52
22	H	Florida St.	53 57					93	A	Wake Forest	59 64	152	A	Xavier	76 57
												231	N	Ole Miss	64 59
												256	A	La Salle	83 57
												280	A	Iona	61 35
												305	A	Army West Point	60 49
												346	H	Delaware St.	82 44
-----															
LAST 12 Division I GAMES:															
65	A	James Madison	51 64	17	A	Butler	45 66								
256	A	La Salle	83 57	152	A	Xavier	76 57								
22	H	Florida St.	53 57	101	A	Seton Hall	67 77								
119	H	Yale	56 52	231	N	Ole Miss	64 59								
93	A	Wake Forest	59 64	6	N	UConn	55 65								
346	H	Delaware St.	82 44	74	N	Purdue	68 62								

Non-Div I Games:

St. John's (NY)



Average RPI	Win:	110	WON-LOST	WINNING	LAST 10	STRENGTH OF	OPP. STRENGTH	TEAM	ADJ.	CONF.	ADJ CONF.
Average RPI	Loss:	11	RECORD	PCT. RANK	GAMES	SCHEDULE	OF SCHEDULE	RPI	RPI	RPI	RPI
DIV. I ONLY		12- 1		13	9-1	11	34	3	3	2	2
DIV. I NON-CONF.		10- 1		19	0- 0	20	53	4	4	2	2
-----											
TOTALS	RPI 1-25		RPI 26-50		W-L RECORDS	RPI 51-100		RPI 101-150		RPI 150+	
12- 1	1- 1		3- 0		OVERALL	3- 0		1- 0		4- 0	
7- 0	1- 0		2- 0		HOME	1- 0		1- 0		2- 0	
3- 1	0- 1		1- 0		AWAY	1- 0		0- 0		1- 0	
2- 0	0- 0		0- 0		NEUTRAL	1- 0		0- 0		1- 0	
10- 1	1- 1		1- 0		NON-CONFERENCE	3- 0		1- 0		4- 0	
5- 0	1- 0		0- 0		HOME	1- 0		1- 0		2- 0	
3- 1	0- 1		1- 0		AWAY	1- 0		0- 0		1- 0	
2- 0	0- 0		0- 0		NEUTRAL	1- 0		0- 0		1- 0	
2- 0	0- 0		2- 0		CONFERENCE	0- 0		0- 0		0- 0	
2- 0	0- 0		2- 0		HOME	0- 0		0- 0		0- 0	
0- 0	0- 0		0- 0		AWAY	0- 0		0- 0		0- 0	
0- 0	0- 0		0- 0		NEUTRAL	0- 0		0- 0		0- 0	

RPI	S	Opponent	Score	RPI	S	Opponent	Score	RPI	S	Opponent	Score	RPI	S	Opponent	Score
4	H	Bayl or	68 63	28	A	Tennessee	95 85	53	A	Buffal o	62 55	136	H	Idaho	115 71
11	A	Gonzaga	73 79	29	H	UCLA	86 80	92	N	FGCU	88 65	151	N	Ameri can	71 49
				43	H	Southern Cal i forni a	72 64	99	H	UC Davi s	71 43	156	H	CSUN	69 43
												241	H	San Franci sco	96 62
												284	A	Hawai i	81 59
-----															
LAST 12 Division I GAMES:															
53	A	Buffal o	62 55	29	H	UCLA	86 80								
28	A	Tennessee	95 85	43	H	Southern Cal i forni a	72 64								
4	H	Bayl or	68 63	156	H	CSUN	69 43								
11	A	Gonzaga	73 79	92	N	FGCU	88 65								
284	A	Hawai i	81 59	241	H	San Franci sco	96 62								
151	N	Ameri can	71 49	136	H	Idaho	115 71								

Non-Div I Games:

Stanford



Average RPI	Win:	274	WON-LOST	WINNING	LAST 10	STRENGTH OF	OPP. STRENGTH	TEAM	ADJ.	CONF.	ADJ CONF.
Average RPI	Loss:	95	RECORD	PCT. RANK	GAMES	SCHEDULE	OF SCHEDULE	RPI	RPI	RPI	RPI
DIV. I ONLY		4- 9		256	6-4	92	188	219	219	26	26
DIV. I NON-CONF.		3- 9		271	0- 0	60	178	231	231	27	27
-----											
TOTALS	RPI 1-25		RPI 26-50		W-L RECORDS	RPI 51-100		RPI 101-150		RPI 150+	
4- 9	0- 1		0- 2		OVERALL	0- 3		0- 2		4- 1	
4- 2	0- 1		0- 0		HOME	0- 1		0- 0		4- 0	
0- 4	0- 0		0- 2		AWAY	0- 0		0- 2		0- 0	
0- 3	0- 0		0- 0		NEUTRAL	0- 2		0- 0		0- 1	
3- 9	0- 1		0- 2		NON-CONFERENCE	0- 3		0- 2		3- 1	
3- 2	0- 1		0- 0		HOME	0- 1		0- 0		3- 0	
0- 4	0- 0		0- 2		AWAY	0- 0		0- 2		0- 0	
0- 3	0- 0		0- 0		NEUTRAL	0- 2		0- 0		0- 1	
1- 0	0- 0		0- 0		CONFERENCE	0- 0		0- 0		1- 0	
1- 0	0- 0		0- 0		HOME	0- 0		0- 0		1- 0	
0- 0	0- 0		0- 0		AWAY	0- 0		0- 0		0- 0	
0- 0	0- 0		0- 0		NEUTRAL	0- 0		0- 0		0- 0	

RPI 1-25				RPI 26-50				RPI 51-100				RPI 101+ Team's RPI: 219			
RPI	S	Opponent	Score	RPI	S	Opponent	Score	RPI	S	Opponent	Score	RPI	S	Opponent	Score
23	H	UCF	55 78	28	A	Tennessee	55 65	77	H	Penn	53 75	109	A	Al abama	47 59
				36	A	Texas	46 65	90	N	Wright St.	44 57	144	A	Tul sa	54 55
								96	N	Marist	69 76	171	H	North Dakota	74 63
												252	N	Hofstra	50 53
												271	H	Li berty	69 52
												323	H	North Dakota St.	60 59
												329	H	Fl ori da A&M	69 44
-----															
LAST 12 Division I GAMES:															
329	H	Fl ori da A&M	69 44	271	H	Li berty	69 52	77	H	Penn	53 75				
171	H	North Dakota	74 63	323	H	North Dakota St.	60 59	90	N	Wright St.	44 57				
36	A	Texas	46 65	96	N	Marist	69 76	23	H	UCF	55 78				
28	A	Tennessee	55 65												
109	A	Al abama	47 59												
252	N	Hofstra	50 53												

Non-Div I Games: Central St. (OH) 81 51 Webber Int'l 80 52

Stetson



Average RPI Win:	261	WON-LOST	WINNING	LAST 10	STRENGTH OF	OPP. STRENGTH	TEAM	ADJ.	CONF.	ADJ CONF.
Average RPI Loss:	68	RECORD	PCT. RANK	GAMES	SCHEDULE	OF SCHEDULE	RPI	RPI	RPI	RPI
DIV. I ONLY	12- 3	37	8-2	303	240	133	133	23	23	
DIV. I NON-CONF.	10- 2	37	0- 0	287	260	96	96	24	24	
-----										
TOTALS	RPI 1-25	RPI 26-50	W-L RECORDS	RPI 51-100	RPI 101-150	RPI 150+				
12- 3	0- 1	0- 0	OVERALL	1- 2	0- 0	11- 0				
7- 1	0- 0	0- 0	HOME	0- 1	0- 0	7- 0				
5- 2	0- 1	0- 0	AWAY	1- 1	0- 0	4- 0				
0- 0	0- 0	0- 0	NEUTRAL	0- 0	0- 0	0- 0				
10- 2	0- 1	0- 0	NON-CONFERENCE	1- 1	0- 0	9- 0				
6- 0	0- 0	0- 0	HOME	0- 0	0- 0	6- 0				
4- 2	0- 1	0- 0	AWAY	1- 1	0- 0	3- 0				
0- 0	0- 0	0- 0	NEUTRAL	0- 0	0- 0	0- 0				
2- 1	0- 0	0- 0	CONFERENCE	0- 1	0- 0	2- 0				
1- 1	0- 0	0- 0	HOME	0- 1	0- 0	1- 0				
1- 0	0- 0	0- 0	AWAY	0- 0	0- 0	1- 0				
0- 0	0- 0	0- 0	NEUTRAL	0- 0	0- 0	0- 0				

RPI 1-25				RPI 26-50				RPI 51-100				RPI 101+				Team's RPI: 133
RPI	S	Opponent	Score	RPI	S	Opponent	Score	RPI	S	Opponent	Score	RPI	S	Opponent	Score	
19	A	Rutgers	47 61					84	A	Penn St.	81 70	200	H	Cornell	63 61	
								91	A	Toledo	48 80	228	A	Sacred Heart	73 58	
								94	H	Hartford	36 64	251	A	Binghamton	65 56	
												252	H	Hofstra	77 49	
												253	H	Ga. Southern	72 43	
												272	H	St. Francis Brooklyn	74 67	
												280	A	Iona	53 51	
												299	H	UMass Lowell	76 56	
												320	H	Wagner	70 45	
												343	A	Manhattan	79 48	
												349	H	Fairleigh Dickinson	63 49	
-----																
LAST 12 Division I GAMES:																
272	H	St. Francis Brooklyn	74 67	251	A	Binghamton	65 56									
91	A	Toledo	48 80	299	H	UMass Lowell	76 56									
320	H	Wagner	70 45	94	H	Hartford	36 64									
280	A	Iona	53 51	200	H	Cornell	63 61									
349	H	Fairleigh Dickinson	63 49	84	A	Penn St.	81 70									
228	A	Sacred Heart	73 58	253	H	Ga. Southern	72 43									

Non-Div I Games: SUNY New Paltz 87 50

Stony Brook



Average RPI	Win:	107	WON-LOST	WINNING	LAST 10	STRENGTH OF	OPP. STRENGTH	TEAM	ADJ.	CONF.	ADJ CONF.
Average RPI	Loss:	40	RECORD	PCT. RANK	GAMES	SCHEDULE	OF SCHEDULE	RPI	RPI	RPI	RPI
DIV. I ONLY		13- 2		20	9-1	4	76	5	5	1	1
DIV. I NON-CONF.		11- 2		33	0- 0	15	79	8	8	1	1
<hr/>											
TOTALS	RPI 1-25		RPI 26-50		W-L RECORDS	RPI 51-100		RPI 101-150		RPI 150+	
13- 2	1- 1		2- 0		OVERALL	5- 1		2- 0		3- 0	
6- 0	0- 0		1- 0		HOME	1- 0		1- 0		3- 0	
2- 2	0- 1		0- 0		AWAY	2- 1		0- 0		0- 0	
5- 0	1- 0		1- 0		NEUTRAL	2- 0		1- 0		0- 0	
11- 2	1- 1		2- 0		NON-CONFERENCE	3- 1		2- 0		3- 0	
6- 0	0- 0		1- 0		HOME	1- 0		1- 0		3- 0	
0- 2	0- 1		0- 0		AWAY	0- 1		0- 0		0- 0	
5- 0	1- 0		1- 0		NEUTRAL	2- 0		1- 0		0- 0	
2- 0	0- 0		0- 0		CONFERENCE	2- 0		0- 0		0- 0	
0- 0	0- 0		0- 0		HOME	0- 0		0- 0		0- 0	
2- 0	0- 0		0- 0		AWAY	2- 0		0- 0		0- 0	
0- 0	0- 0		0- 0		NEUTRAL	0- 0		0- 0		0- 0	

RPI	S	Opponent	Score	RPI	S	Opponent	Score	RPI	S	Opponent	Score	RPI	S	Opponent	Score
7	A	Oregon	73 75	42	H	Texas A&M	75 65	55	A	Virginia Tech	75 73	121	H	Towson	98 55
23	N	UCF	57 52	49	N	Kansas St.	70 61	57	N	DePaul	83 81	146	N	Duquesne	87 71
								68	H	Bucknell	70 56	171	H	North Dakota	85 49
								73	A	Minnesota	68 72	198	H	UMES	96 51
								97	A	Clemson	84 75	263	H	Niagara	94 45
								98	N	Princeton	92 61				
<hr/>															
LAST 12 Division I GAMES:															
146	N	Duquesne	87 71	55	A	Virginia Tech	75 73	23	N	UCF	57 52	98	H	Towson	98 55
263	H	Niagara	94 45	97	A	Clemson	84 75	49	N	Kansas St.	70 61	198	H	UMES	96 51
198	H	UMES	96 51	68	H	Bucknell	70 56	57	N	DePaul	83 81	121	H	Towson	98 55
121	H	Towson	98 55	73	A	Minnesota	68 72	68	H	Bucknell	70 56	73	A	Minnesota	68 72
73	A	Minnesota	68 72												
57	N	DePaul	83 81												

Non-Div I Games:

Syracuse



Average RPI Win:	219	WON-LOST	WINNING	LAST 10	STRENGTH OF	OPP. STRENGTH	TEAM	ADJ.	CONF.	ADJ CONF.
Average RPI Loss:	36	RECORD	PCT. RANK	GAMES	SCHEDULE	OF SCHEDULE	RPI	RPI	RPI	RPI
DIV. I ONLY	11- 3	45	8-2	211	99	81	81	3	3	
DIV. I NON-CONF.	10- 1	19	0- 0	314	149	104	104	3	3	
-----										
TOTALS	RPI 1-25	RPI 26-50	W-L RECORDS	RPI 51-100	RPI 101-150	RPI 150+				
11- 3	0- 1	0- 1	OVERALL	0- 1	3- 0	8- 0				
9- 0	0- 0	0- 0	HOME	0- 0	3- 0	6- 0				
2- 2	0- 1	0- 0	AWAY	0- 1	0- 0	2- 0				
0- 1	0- 0	0- 1	NEUTRAL	0- 0	0- 0	0- 0				
10- 1	0- 0	0- 1	NON-CONFERENCE	0- 0	2- 0	8- 0				
8- 0	0- 0	0- 0	HOME	0- 0	2- 0	6- 0				
2- 0	0- 0	0- 0	AWAY	0- 0	0- 0	2- 0				
0- 1	0- 0	0- 1	NEUTRAL	0- 0	0- 0	0- 0				
1- 2	0- 1	0- 0	CONFERENCE	0- 1	1- 0	0- 0				
1- 0	0- 0	0- 0	HOME	0- 0	1- 0	0- 0				
0- 2	0- 1	0- 0	AWAY	0- 1	0- 0	0- 0				
0- 0	0- 0	0- 0	NEUTRAL	0- 0	0- 0	0- 0				

RPI	S	Opponent	Score	RPI	S	Opponent	Score	RPI	S	Opponent	Score	RPI	S	Opponent	Score
2	A	Iowa St.	54 92	37	N	BYU	58 61	69	A	Oklahoma St.	71 75	112	H	Montana St.	71 49
												146	H	Duquesne	61 48
												150	H	West Virginia	62 48
												191	H	Southern U.	69 40
												202	A	San Diego St.	81 64
												211	H	Sam Houston St.	72 59
												231	A	Ole Miss	55 50
												246	H	SMU	65 63
												260	H	Mississippi Val.	96 47
												305	H	Army West Point	63 38
												350	H	Alcorn	88 31
-----															
Team's RPI: 81															
LAST 12 Division I GAMES:															
350	H	Alcorn	88 31	2	A	Iowa St.	54 92	69	A	Oklahoma St.	71 75	150	H	West Virginia	62 48
211	H	Sam Houston St.	72 59	202	A	San Diego St.	81 64	37	N	BYU	58 61	246	H	SMU	65 63
191	H	Southern U.	69 40												
112	H	Montana St.	71 49												
305	H	Army West Point	63 38												
231	A	Ole Miss	55 50												

Non-Div I Games:

TCU



Average RPI Win:	293	WON-LOST	WINNING	LAST 10	STRENGTH OF	OPP. STRENGTH	TEAM	ADJ.	CONF.	ADJ CONF.
Average RPI Loss:	97	RECORD	PCT. RANK	GAMES	SCHEDULE	OF SCHEDULE	RPI	RPI	RPI	RPI

DIV. I ONLY	4- 10	267	2-8	189	80	245	245	9	9
DIV. I NON-CONF.	4- 8	241	0- 0	248	69	240	240	9	9
-----									
TOTALS	RPI 1-25	RPI 26-50	W-L RECORDS	RPI 51-100	RPI 101-150	RPI 150+			
4- 10	0- 0	0- 3	OVERALL	0- 3	0- 3	4- 1			
3- 2	0- 0	0- 0	HOME	0- 1	0- 1	3- 0			
1- 7	0- 0	0- 3	AWAY	0- 2	0- 1	1- 1			
0- 1	0- 0	0- 0	NEUTRAL	0- 0	0- 1	0- 0			
4- 8	0- 0	0- 3	NON-CONFERENCE	0- 2	0- 2	4- 1			
3- 0	0- 0	0- 0	HOME	0- 0	0- 0	3- 0			
1- 7	0- 0	0- 3	AWAY	0- 2	0- 1	1- 1			
0- 1	0- 0	0- 0	NEUTRAL	0- 0	0- 1	0- 0			
0- 2	0- 0	0- 0	CONFERENCE	0- 1	0- 1	0- 0			
0- 2	0- 0	0- 0	HOME	0- 1	0- 1	0- 0			
0- 0	0- 0	0- 0	AWAY	0- 0	0- 0	0- 0			
0- 0	0- 0	0- 0	NEUTRAL	0- 0	0- 0	0- 0			

RPI	S	Opponent	Score	RPI	S	Opponent	Score	RPI	S	Opponent	Score	RPI	S	Opponent	Score	Team's RPI: 245
26	A	Miami (FL)	61 73	57	A	DePaul	88 102	129	N	Radford	50 56	146	A	Duquesne	53 54	
33	A	Villanova	68 76	72	H	Tulane	57 66	147	H	South Fla.	53 63	231	A	Ole Miss	55 62	
34	A	South Carolina	60 88	96	A	Marist	68 74	256	H	La Salle	75 47	280	H	Iona	59 39	
								289	A	Saint Joseph's	58 52	346	H	Delaware St.	75 61	
-----																
LAST 12 Division I GAMES:																
256	H	La Salle	75 47	72	H	Tulane	57 66	147	H	South Fla.	53 63	231	A	Ole Miss	55 62	
34	A	South Carolina	60 88	146	A	Duquesne	53 54	129	N	Radford	50 56	96	A	Marist	68 74	
33	A	Villanova	68 76	280	H	Iona	59 39	57	A	DePaul	88 102	26	A	Miami (FL)	61 73	
26	A	Miami (FL)	61 73	26	A	Miami (FL)	61 73	26	A	Miami (FL)	61 73	26	A	Miami (FL)	61 73	

Non-Div I Games:

Temple



Average RPI Win:	173	WON-LOST	WINNING	LAST 10	STRENGTH OF	OPP. STRENGTH	TEAM	ADJ.	CONF.	ADJ CONF.
Average RPI Loss:	17	RECORD	PCT. RANK	GAMES	SCHEDULE	OF SCHEDULE	RPI	RPI	RPI	RPI
DIV. I ONLY	12- 2	25	8-2	50	98	28	28	6	6	
DIV. I NON-CONF.	11- 1	13	1- 0	115	100	25	25	6	6	
-----										
TOTALS	RPI 1-25	RPI 26-50	W-L RECORDS	RPI 51-100	RPI 101-150	RPI 150+				
12- 2	0- 1	2- 1	OVERALL	3- 0	1- 0	6- 0				
7- 2	0- 1	0- 1	HOME	1- 0	0- 0	6- 0				
3- 0	0- 0	2- 0	AWAY	1- 0	0- 0	0- 0				
2- 0	0- 0	0- 0	NEUTRAL	1- 0	1- 0	0- 0				
11- 1	0- 1	1- 0	NON-CONFERENCE	3- 0	1- 0	6- 0				
7- 1	0- 1	0- 0	HOME	1- 0	0- 0	6- 0				
2- 0	0- 0	1- 0	AWAY	1- 0	0- 0	0- 0				
2- 0	0- 0	0- 0	NEUTRAL	1- 0	1- 0	0- 0				
1- 1	0- 0	1- 1	CONFERENCE	0- 0	0- 0	0- 0				
0- 1	0- 0	0- 1	HOME	0- 0	0- 0	0- 0				
1- 0	0- 0	1- 0	AWAY	0- 0	0- 0	0- 0				
0- 0	0- 0	0- 0	NEUTRAL	0- 0	0- 0	0- 0				

RPI 1-25				RPI 26-50				Team's RPI: 28				RPI 51-100				RPI 101+			
RPI	S	Opponent	Score	RPI	S	Opponent	Score	RPI	S	Opponent	Score	RPI	S	Opponent	Score	RPI	S	Opponent	Score
3	H	Stanford	85 95	31	H	Missouri	64 66	51	H	Belmont	84 76	145	N	UAB	73 69				
				36	A	Texas	88 82	69	A	Oklahoma St.	76 63	219	H	Stetson	65 55				
				46	A	Auburn	78 69	97	N	Clemson	78 66	244	H	UNC Asheville	73 46				
												265	H	ETSU	80 61				
												268	H	Murray St.	98 77				
												312	H	Presbyterian	97 49				
												329	H	Florida A&M	96 31				
-----																			
LAST 12 Division I GAMES:																			
51	H	Belmont	84 76	145	N	UAB	73 69	31	H	Missouri	64 66	46	A	Auburn	78 69				
268	H	Murray St.	98 77	69	A	Oklahoma St.	76 63	97	N	Clemson	78 66	219	H	Stetson	65 55				
265	H	ETSU	80 61	97	N	Clemson	78 66	329	H	Florida A&M	96 31								
3	H	Stanford	85 95																
36	A	Texas	88 82																
219	H	Stetson	65 55																

Non-Div I Games:

Tennessee



Average RPI Win:	0	WON-LOST	WINNING	LAST 10	STRENGTH OF	OPP. STRENGTH	TEAM	ADJ.	CONF.	ADJ CONF.
Average RPI Loss:	149	RECORD	PCT. RANK	GAMES	SCHEDULE	OF SCHEDULE	RPI	RPI	RPI	RPI
DIV. I ONLY	0- 14	344	0-10	70	224	295	295	20	20	
DIV. I NON-CONF.	0- 12	336	0- 0	70	196	295	295	20	20	
-----										
TOTALS	RPI 1-25	RPI 26-50	W-L RECORDS	RPI 51-100	RPI 101-150	RPI 150+				
0- 14	0- 1	0- 1	OVERALL	0- 2	0- 4	0- 6				
0- 3	0- 0	0- 0	HOME	0- 0	0- 2	0- 1				
0- 8	0- 1	0- 0	AWAY	0- 1	0- 1	0- 5				
0- 3	0- 0	0- 1	NEUTRAL	0- 1	0- 1	0- 0				
0- 12	0- 1	0- 1	NON-CONFERENCE	0- 2	0- 3	0- 5				
0- 1	0- 0	0- 0	HOME	0- 0	0- 1	0- 0				
0- 8	0- 1	0- 0	AWAY	0- 1	0- 1	0- 5				
0- 3	0- 0	0- 1	NEUTRAL	0- 1	0- 1	0- 0				
0- 2	0- 0	0- 0	CONFERENCE	0- 0	0- 1	0- 1				
0- 2	0- 0	0- 0	HOME	0- 0	0- 1	0- 1				
0- 0	0- 0	0- 0	AWAY	0- 0	0- 0	0- 0				
0- 0	0- 0	0- 0	NEUTRAL	0- 0	0- 0	0- 0				

RPI 1-25				RPI 26-50				RPI 51-100				RPI 101+ Team's RPI: 295			
RPI	S	Opponent	Score	RPI	S	Opponent	Score	RPI	S	Opponent	Score	RPI	S	Opponent	Score
8	A	Louisville	52 107	50	N	Arkansas	55 79	57	A	DePaul	73 95	106	A	Troy	67 92
								82	N	Pittsburgh	56 78	122	H	Tennessee Tech	59 69
												123	H	South Alabama	56 78
												142	N	Wisconsin	53 58
												170	A	Vanderbilt	63 89
												187	H	Jacksonville St.	52 62
												196	A	Ball St.	51 90
												259	A	Marshall	59 80
												261	A	Alabama A&M	57 67
												324	A	Lipscomb	62 64
LAST 12 Division I GAMES:															
57	A	DePaul	73 95	187	H	Jacksonville St.	52 62								
259	A	Marshall	59 80	122	H	Tennessee Tech	59 69								
8	A	Louisville	52 107	196	A	Ball St.	51 90								
123	H	South Alabama	56 78	50	N	Arkansas	55 79								
82	N	Pittsburgh	56 78	170	A	Vanderbilt	63 89								
142	N	Wisconsin	53 58	106	A	Troy	67 92								

Non-Div I Games:

Tennessee St.



Average RPI Win:	238	WON-LOST	WINNING	LAST 10	STRENGTH OF	OPP. STRENGTH	TEAM	ADJ.	CONF.	ADJ CONF.
Average RPI Loss:	88	RECORD	PCT. RANK	GAMES	SCHEDULE	OF SCHEDULE	RPI	RPI	RPI	RPI
DIV. I ONLY	8- 3	67	8-2	287	149	122	122	20	20	
DIV. I NON-CONF.	6- 3	91	0- 0	268	203	131	131	20	20	
-----										
TOTALS	RPI 1-25	RPI 26-50	W-L RECORDS	RPI 51-100	RPI 101-150	RPI 150+				
8- 3	0- 0	0- 1	OVERALL	2- 1	0- 0	6- 1				
3- 0	0- 0	0- 0	HOME	1- 0	0- 0	2- 0				
5- 2	0- 0	0- 1	AWAY	1- 0	0- 0	4- 1				
0- 1	0- 0	0- 0	NEUTRAL	0- 1	0- 0	0- 0				
6- 3	0- 0	0- 1	NON-CONFERENCE	1- 1	0- 0	5- 1				
3- 0	0- 0	0- 0	HOME	1- 0	0- 0	2- 0				
3- 2	0- 0	0- 1	AWAY	0- 0	0- 0	3- 1				
0- 1	0- 0	0- 0	NEUTRAL	0- 1	0- 0	0- 0				
2- 0	0- 0	0- 0	CONFERENCE	1- 0	0- 0	1- 0				
0- 0	0- 0	0- 0	HOME	0- 0	0- 0	0- 0				
2- 0	0- 0	0- 0	AWAY	1- 0	0- 0	1- 0				
0- 0	0- 0	0- 0	NEUTRAL	0- 0	0- 0	0- 0				

RPI 1-25				RPI 26-50				RPI 51-100				RPI 101+				Team's RPI: 122
RPI	S	Opponent	Score	RPI	S	Opponent	Score	RPI	S	Opponent	Score	RPI	S	Opponent	Score	
				50	A	Arkansas	42 65	51	A	Belmont	77 72	152	A	Xavier	60 70	
								61	N	Old Domini on	73 80	243	A	Wichi ta St.	55 45	
								78	H	Mi ddle Tenn.	68 64	244	H	UNC Asheville	60 53	
												295	A	Tennessee St.	69 59	
												321	H	Western Caro.	77 58	
												324	A	Lipscomb	67 52	
												348	A	Charleston So.	77 55	
LAST 12 Division I GAMES:																
244	H	UNC Asheville	60 53	51	A	Belmont	77 72	295	A	Tennessee St.	69 59	324	A	Lipscomb	67 52	
50	A	Arkansas	42 65													
243	A	Wichi ta St.	55 45													
61	N	Old Domini on	73 80													
348	A	Charleston So.	77 55													
321	H	Western Caro.	77 58													

Non-Div I Games: Tenn. Wesleyan 100 58 Cumberland (TN) 88 55

Tennessee Tech



Average RPI Win:	185	WON-LOST	WINNING	LAST 10	STRENGTH OF	OPP. STRENGTH	TEAM	ADJ.	CONF.	ADJ CONF.
Average RPI Loss:	22	RECORD	PCT. RANK	GAMES	SCHEDULE	OF SCHEDULE	RPI	RPI	RPI	RPI
DIV. I ONLY	13- 2	20	8-2	102	127	36	36	3	3	
DIV. I NON-CONF.	10- 2	37	2- 0	139	159	60	60	3	3	
-----										
TOTALS	RPI 1-25	RPI 26-50	W-L RECORDS	RPI 51-100	RPI 101-150	RPI 150+				
13- 2	0- 1	0- 1	OVERALL	3- 0	4- 0	6- 0				
7- 2	0- 1	0- 1	HOME	1- 0	2- 0	4- 0				
3- 0	0- 0	0- 0	AWAY	0- 0	1- 0	2- 0				
3- 0	0- 0	0- 0	NEUTRAL	2- 0	1- 0	0- 0				
10- 2	0- 1	0- 1	NON-CONFERENCE	2- 0	2- 0	6- 0				
5- 2	0- 1	0- 1	HOME	0- 0	1- 0	4- 0				
2- 0	0- 0	0- 0	AWAY	0- 0	0- 0	2- 0				
3- 0	0- 0	0- 0	NEUTRAL	2- 0	1- 0	0- 0				
3- 0	0- 0	0- 0	CONFERENCE	1- 0	2- 0	0- 0				
2- 0	0- 0	0- 0	HOME	1- 0	1- 0	0- 0				
1- 0	0- 0	0- 0	AWAY	0- 0	1- 0	0- 0				
0- 0	0- 0	0- 0	NEUTRAL	0- 0	0- 0	0- 0				

RPI 1-25				RPI 26-50				Team's RPI: 36				RPI 51-100				RPI 101+			
RPI	S	Opponent	Score	RPI	S	Opponent	Score	RPI	S	Opponent	Score	RPI	S	Opponent	Score	RPI	S	Opponent	Score
15	H	Mississippi St.	49 67	28	H	Tennessee	82 88	69	H	Oklahoma St.	60 51	114	N	Fordham	72 54				
								71	N	Michigan	69 52	135	H	Oklahoma	73 63				
								87	N	Quinnipiac	56 55	146	H	Duquesne	78 41				
												150	A	West Virginia	70 58				
												177	A	North Texas	64 54				
												219	H	Stetson	65 46				
												255	A	UTRGV	81 66				
												311	H	UTSA	98 54				
												334	H	Northwestern St.	104 66				
												340	H	McNeese	96 40				
LAST 12 Division I GAMES:																			
69	H	Oklahoma St.	60 51	114	N	Fordham	72 54												
334	H	Northwestern St.	104 66	71	N	Michigan	69 52												
255	A	UTRGV	81 66	135	H	Oklahoma	73 63												
219	H	Stetson	65 46	150	A	West Virginia	70 58												
28	H	Tennessee	82 88	311	H	UTSA	98 54												
15	H	Mississippi St.	49 67	87	N	Quinnipiac	56 55												

Non-Div I Games:

Texas



Average RPI Win:	169	WON-LOST	WINNING	LAST 10	STRENGTH OF	OPP. STRENGTH	TEAM	ADJ.	CONF.	ADJ CONF.
Average RPI Loss:	40	RECORD	PCT. RANK	GAMES	SCHEDULE	OF SCHEDULE	RPI	RPI	RPI	RPI
DIV. I ONLY	11- 4	60	7-3	53	122	42	42	6	6	
DIV. I NON-CONF.	11- 2	33	0- 0	78	165	28	28	6	6	
-----										
TOTALS	RPI 1-25	RPI 26-50	W-L RECORDS	RPI 51-100	RPI 101-150	RPI 150+				
11- 4	0- 1	1- 1	OVERALL	1- 2	2- 0	7- 0				
7- 2	0- 0	1- 1	HOME	0- 1	1- 0	5- 0				
2- 2	0- 1	0- 0	AWAY	0- 1	1- 0	1- 0				
2- 0	0- 0	0- 0	NEUTRAL	1- 0	0- 0	1- 0				
11- 2	0- 1	1- 0	NON-CONFERENCE	1- 1	2- 0	7- 0				
7- 1	0- 0	1- 0	HOME	0- 1	1- 0	5- 0				
2- 1	0- 1	0- 0	AWAY	0- 0	1- 0	1- 0				
2- 0	0- 0	0- 0	NEUTRAL	1- 0	0- 0	1- 0				
0- 2	0- 0	0- 1	CONFERENCE	0- 1	0- 0	0- 0				
0- 1	0- 0	0- 1	HOME	0- 0	0- 0	0- 0				
0- 1	0- 0	0- 0	AWAY	0- 1	0- 0	0- 0				
0- 0	0- 0	0- 0	NEUTRAL	0- 0	0- 0	0- 0				

RPI 1-25				RPI 26-50				RPI 51-100				RPI 101+			
RPI	S	Opponent	Score	RPI	S	Opponent	Score	RPI	S	Opponent	Score	RPI	S	Opponent	Score
5	A	Syracuse	65 75	34	H	South Carolina	57 60	52	A	LSU	52 63	105	H	Rice	65 54
				43	H	Southern California	71 51	66	N	Oregon St.	76 70	113	A	Houston	68 52
								67	H	Lamar University	68 74	157	H	Prairie View	70 57
												178	A	Little Rock	61 40
												185	H	Arkansas St.	97 56
												194	N	UC Riverside	70 63
												236	H	Jacksonville	73 53
												255	H	UTRGV	84 61
												331	H	Central Ark.	84 27
-----															
LAST 12 Division I GAMES:															
				43	H	Southern California	71 51	52	A	LSU	52 63				
				66	N	Oregon St.	76 70	34	H	South Carolina	57 60				
				194	N	UC Riverside	70 63	255	H	UTRGV	84 61				
				331	H	Central Ark.	84 27	157	H	Prairie View	70 57				
				113	A	Houston	68 52	185	H	Arkansas St.	97 56				
				67	H	Lamar University	68 74	178	A	Little Rock	61 40				

Non-Div I Games:

Texas A&amp;M



Average RPI Win:	301	WON-LOST	WINNING	LAST 10	STRENGTH OF	OPP. STRENGTH	TEAM	ADJ.	CONF.	ADJ CONF.
Average RPI Loss:	142	RECORD	PCT. RANK	GAMES	SCHEDULE	OF SCHEDULE	RPI	RPI	RPI	RPI
DIV. I ONLY	2- 9	307	3-7	194	280	257	257	28	28	
DIV. I NON-CONF.	2- 7	288	0- 0	54	304	184	184	25	25	
-----										
TOTALS	RPI 1-25	RPI 26-50	W-L RECORDS	RPI 51-100	RPI 101-150	RPI 150+				
2- 9	0- 1	0- 1	OVERALL	0- 1	0- 2	2- 4				
0- 0	0- 0	0- 0	HOME	0- 0	0- 0	0- 0				
2- 7	0- 1	0- 1	AWAY	0- 1	0- 2	2- 2				
0- 2	0- 0	0- 0	NEUTRAL	0- 0	0- 0	0- 2				
2- 7	0- 1	0- 1	NON-CONFERENCE	0- 1	0- 2	2- 2				
0- 0	0- 0	0- 0	HOME	0- 0	0- 0	0- 0				
2- 5	0- 1	0- 1	AWAY	0- 1	0- 2	2- 0				
0- 2	0- 0	0- 0	NEUTRAL	0- 0	0- 0	0- 2				
0- 2	0- 0	0- 0	CONFERENCE	0- 0	0- 0	0- 2				
0- 0	0- 0	0- 0	HOME	0- 0	0- 0	0- 0				
0- 2	0- 0	0- 0	AWAY	0- 0	0- 0	0- 2				
0- 0	0- 0	0- 0	NEUTRAL	0- 0	0- 0	0- 0				

RPI 1-25				RPI 26-50				RPI 51-100				RPI 101+ Team's RPI: 257			
RPI	S	Opponent	Score	RPI	S	Opponent	Score	RPI	S	Opponent	Score	RPI	S	Opponent	Score
24	A	Michigan St.	45 91	48	A	SFA	55 74	72	A	Tulane	56 62	105	A	Rice	71 76
												149	A	Texas Tech	55 75
												158	N	Abilene Christian	39 81
												179	N	Nicholls St.	57 58
												191	A	Southern U.	61 63
												255	A	UTRGV	69 55
												347	A	Savannah St.	65 41
												350	A	Alcorn	52 53
LAST 12 Division I GAMES:															
255	A	UTRGV	69 55	191	A	Southern U.	61 63	350	A	Alcorn	52 53	149	A	Texas Tech	55 75
24	A	Michigan St.	45 91	48	A	SFA	55 74	72	A	Tulane	56 62				
347	A	Savannah St.	65 41												
179	N	Nicholls St.	57 58												
158	N	Abilene Christian	39 81												
105	A	Rice	71 76												

Non-Div I Games:      Huston-Tillotson      72      36      Paul Quinn      83      54

Texas Southern



Average RPI	Win:	242	WON-LOST	WINNING	LAST 10	STRENGTH OF	OPP. STRENGTH	TEAM	ADJ.	CONF.	ADJ CONF.
Average RPI	Loss:	76	RECORD	PCT. RANK	GAMES	SCHEDULE	OF SCHEDULE	RPI	RPI	RPI	RPI
DIV. I ONLY		5- 7		208	5-5	68	182	125	125	15	15
DIV. I NON-CONF.		3- 7		256	0- 1	48	174	166	166	17	17
-----											
TOTALS	RPI 1-25		RPI 26-50		W-L RECORDS	RPI 51-100		RPI 101-150		RPI 150+	
5- 7	0- 0		0- 3		OVERALL	0- 2		0- 1		5- 1	
1- 2	0- 0		0- 0		HOME	0- 0		0- 1		1- 1	
4- 4	0- 0		0- 2		AWAY	0- 2		0- 0		4- 0	
0- 1	0- 0		0- 1		NEUTRAL	0- 0		0- 0		0- 0	
3- 7	0- 0		0- 3		NON-CONFERENCE	0- 2		0- 1		3- 1	
1- 2	0- 0		0- 0		HOME	0- 0		0- 1		1- 1	
2- 4	0- 0		0- 2		AWAY	0- 2		0- 0		2- 0	
0- 1	0- 0		0- 1		NEUTRAL	0- 0		0- 0		0- 0	
2- 0	0- 0		0- 0		CONFERENCE	0- 0		0- 0		2- 0	
0- 0	0- 0		0- 0		HOME	0- 0		0- 0		0- 0	
2- 0	0- 0		0- 0		AWAY	0- 0		0- 0		2- 0	
0- 0	0- 0		0- 0		NEUTRAL	0- 0		0- 0		0- 0	

RPI 1-25				RPI 26-50				RPI 51-100				RPI 101+ Team's RPI: 125			
RPI	S	Opponent	Score	RPI	S	Opponent	Score	RPI	S	Opponent	Score	RPI	S	Opponent	Score
				31	A	Missouri	50 69	69	A	Oklahoma St.	55 66	112	H	Montana St.	59 67
				39	N	Saint Mary's (CA)	62 89	72	A	Tulane	61 67	164	H	Oral Roberts	64 81
				44	A	New Mexico	51 82					176	A	Georgia St.	69 60
												179	H	Nicholls St.	72 67
												253	A	Ga. Southern	64 52
												292	A	A&M-Corpus Christi	60 53
												311	A	UTSA	68 60
-----															
LAST 12 Division I GAMES:															
				39	N	Saint Mary's (CA)	62 89	72	A	Tulane	61 67				
				31	A	Missouri	50 69	112	H	Montana St.	59 67				
				69	A	Oklahoma St.	55 66	179	H	Nicholls St.	72 67				
				292	A	A&M-Corpus Christi	60 53	176	A	Georgia St.	69 60				
				164	H	Oral Roberts	64 81	253	A	Ga. Southern	64 52				
				311	A	UTSA	68 60	44	A	New Mexico	51 82				

Non-Div I Games: UNKNOWN 92 39 Tex. A&amp;M Int'l 89 25

Texas St.



Average RPI Win:	203	WON-LOST	WINNING	LAST 10	STRENGTH OF	OPP. STRENGTH	TEAM	ADJ.	CONF.	ADJ CONF.
Average RPI Loss:	125	RECORD	PCT. RANK	GAMES	SCHEDULE	OF SCHEDULE	RPI	RPI	RPI	RPI
DIV. I ONLY	10- 4	69	7-3	226	133	149	149	3	3	
DIV. I NON-CONF.	9- 2	43	0- 0	300	217	155	155	3	3	
-----										
TOTALS	RPI 1-25	RPI 26-50	W-L RECORDS	RPI 51-100	RPI 101-150	RPI 150+				
10- 4	0- 1	1- 0	OVERALL	1- 0	0- 2	8- 1				
9- 2	0- 1	1- 0	HOME	1- 0	0- 1	7- 0				
1- 2	0- 0	0- 0	AWAY	0- 0	0- 1	1- 1				
0- 0	0- 0	0- 0	NEUTRAL	0- 0	0- 0	0- 0				
9- 2	0- 0	1- 0	NON-CONFERENCE	0- 0	0- 1	8- 1				
8- 1	0- 0	1- 0	HOME	0- 0	0- 1	7- 0				
1- 1	0- 0	0- 0	AWAY	0- 0	0- 0	1- 1				
0- 0	0- 0	0- 0	NEUTRAL	0- 0	0- 0	0- 0				
1- 2	0- 1	0- 0	CONFERENCE	1- 0	0- 1	0- 0				
1- 1	0- 1	0- 0	HOME	1- 0	0- 0	0- 0				
0- 1	0- 0	0- 0	AWAY	0- 0	0- 1	0- 0				
0- 0	0- 0	0- 0	NEUTRAL	0- 0	0- 0	0- 0				

RPI 1-25				RPI 26-50				RPI 51-100				RPI 101+ Team's RPI: 149			
RPI	S	Opponent	Score	RPI	S	Opponent	Score	RPI	S	Opponent	Score	RPI	S	Opponent	Score
4	H	Bayl or	56 73	48	H	SFA	77 69	60	H	Kansas	69 66	135	A	Okl ahoma	61 66
												136	H	Idaho	77 88
												158	H	Abilene Christi an	105 54
												187	H	Jacksonville St.	71 58
												191	H	Southern U.	76 58
												226	A	Fl ori da	67 72
												233	A	Nevada	86 67
												257	H	Texas Southern	75 55
												282	H	Houston Baptist	82 76
												292	H	A&M-Corpus Christi	78 61
												319	H	La. -Monroe	86 42
LAST 12 Division I GAMES:															
191	H	Southern U.	76 58	60	H	Kansas	69 66	4	H	Bayl or	56 73	135	A	Okl ahoma	61 66
233	A	Nevada	86 67									158	H	Abilene Christian	105 54
226	A	Fl ori da	67 72									257	H	Texas Southern	75 55
48	H	SFA	77 69									136	H	Idaho	77 88
282	H	Houston Baptist	82 76												
292	H	A&M-Corpus Christi	78 61												

Non-Div I Games:

Texas Tech



Average RPI Win:	222	WON-LOST	WINNING	LAST 10	STRENGTH OF	OPP. STRENGTH	TEAM	ADJ.	CONF.	ADJ CONF.
Average RPI Loss:	69	RECORD	PCT. RANK	GAMES	SCHEDULE	OF SCHEDULE	RPI	RPI	RPI	RPI
DIV. I ONLY	9- 4	79	7-3	174	105	91	91	8	8	
DIV. I NON-CONF.	8- 3	72	0- 0	203	78	82	82	8	8	
-----										
TOTALS	RPI 1-25	RPI 26-50	W-L RECORDS	RPI 51-100	RPI 101-150	RPI 150+				
9- 4	0- 1	0- 0	OVERALL	1- 2	2- 1	6- 0				
5- 1	0- 1	0- 0	HOME	0- 0	2- 0	3- 0				
4- 3	0- 0	0- 0	AWAY	1- 2	0- 1	3- 0				
0- 0	0- 0	0- 0	NEUTRAL	0- 0	0- 0	0- 0				
8- 3	0- 1	0- 0	NON-CONFERENCE	1- 2	2- 0	5- 0				
4- 1	0- 1	0- 0	HOME	0- 0	2- 0	2- 0				
4- 2	0- 0	0- 0	AWAY	1- 2	0- 0	3- 0				
0- 0	0- 0	0- 0	NEUTRAL	0- 0	0- 0	0- 0				
1- 1	0- 0	0- 0	CONFERENCE	0- 0	0- 1	1- 0				
1- 0	0- 0	0- 0	HOME	0- 0	0- 0	1- 0				
0- 1	0- 0	0- 0	AWAY	0- 0	0- 1	0- 0				
0- 0	0- 0	0- 0	NEUTRAL	0- 0	0- 0	0- 0				

RPI 1-25				RPI 26-50				RPI 51-100 Team's RPI: 91				RPI 101+			
RPI	S	Opponent	Score	RPI	S	Opponent	Score	RPI	S	Opponent	Score	RPI	S	Opponent	Score
1	H	Notre Dame	56 72					51	A	Belmont	78 69	120	A	Miami (OH)	64 65
								76	A	Dayton	49 70	133	H	Stony Brook	80 48
								79	A	Maine	59 73	146	H	Duquesne	65 52
												196	H	Ball St.	65 58
												254	A	Cleveland St.	65 60
												280	H	Iona	84 38
												296	A	Memphis	58 48
												310	A	Valparaiso	65 59
												333	H	Detroit Mercy	77 60
-----															
LAST 12 Division I GAMES:															
254	A	Cleveland St.	65 60	120	A	Miami (OH)	64 65								
296	A	Memphis	58 48	196	H	Ball St.	65 58								
51	A	Belmont	78 69	333	H	Detroit Mercy	77 60								
310	A	Valparaiso	65 59	133	H	Stony Brook	80 48								
76	A	Dayton	49 70	1	H	Notre Dame	56 72								
146	H	Duquesne	65 52	280	H	Iona	84 38								

Non-Div I Games:

Toledo



Average RPI Win:	247	WON-LOST	WINNING	LAST 10	STRENGTH OF	OPP. STRENGTH	TEAM	ADJ.	CONF.	ADJ CONF.
Average RPI Loss:	130	RECORD	PCT. RANK	GAMES	SCHEDULE	OF SCHEDULE	RPI	RPI	RPI	RPI
DIV. I ONLY	8- 5	108	6-4	249	150	121	121	12	12	
DIV. I NON-CONF.	6- 5	143	0- 0	270	156	158	158	14	14	
-----										
TOTALS	RPI 1-25	RPI 26-50	W-L RECORDS	RPI 51-100	RPI 101-150	RPI 150+				
8- 5	0- 1	0- 0	OVERALL	0- 1	0- 1	8- 2				
3- 0	0- 0	0- 0	HOME	0- 0	0- 0	3- 0				
5- 5	0- 1	0- 0	AWAY	0- 1	0- 1	5- 2				
0- 0	0- 0	0- 0	NEUTRAL	0- 0	0- 0	0- 0				
6- 5	0- 1	0- 0	NON-CONFERENCE	0- 1	0- 1	6- 2				
3- 0	0- 0	0- 0	HOME	0- 0	0- 0	3- 0				
3- 5	0- 1	0- 0	AWAY	0- 1	0- 1	3- 2				
0- 0	0- 0	0- 0	NEUTRAL	0- 0	0- 0	0- 0				
2- 0	0- 0	0- 0	CONFERENCE	0- 0	0- 0	2- 0				
0- 0	0- 0	0- 0	HOME	0- 0	0- 0	0- 0				
2- 0	0- 0	0- 0	AWAY	0- 0	0- 0	2- 0				
0- 0	0- 0	0- 0	NEUTRAL	0- 0	0- 0	0- 0				

RPI	S	Opponent	Score	RPI	S	Opponent	Score	RPI	S	Opponent	Score	RPI	S	Opponent	Score
5	A	Syracuse	55 98					93	A	Wake Forest	53 60	150	A	West Virginia	43 90
												174	A	Drexel	55 54
												188	H	Massachusetts	78 53
												199	A	George Washington	63 76
												204	A	Mt. St. Mary's	78 87
												207	A	Delaware	56 48
												256	H	La Salle	92 68
												259	A	Marshall	76 69
												287	A	UMBC	71 62
												289	A	Saint Joseph's	73 52
												314	H	Loyola Maryland	62 57
-----															
LAST 12 Division I GAMES:															
314	H	Loyola Maryland	62 57	207	A	Delaware	56 48								
5	A	Syracuse	55 98	174	A	Drexel	55 54								
199	A	George Washington	63 76	259	A	Marshall	76 69								
204	A	Mt. St. Mary's	78 87	150	A	West Virginia	43 90								
287	A	UMBC	71 62	289	A	Saint Joseph's	73 52								
256	H	La Salle	92 68	188	H	Massachusetts	78 53								

Non-Div I Games:

Towson



Average RPI Win:	220	WON-LOST	WINNING	LAST 10	STRENGTH OF	OPP. STRENGTH	TEAM	ADJ.	CONF.	ADJ CONF.
Average RPI Loss:	50	RECORD	PCT. RANK	GAMES	SCHEDULE	OF SCHEDULE	RPI	RPI	RPI	RPI
DIV. I ONLY	10- 2	30	9-1	316	57	106	106	15	15	
DIV. I NON-CONF.	8- 2	51	0- 0	335	63	149	149	17	17	
-----										
TOTALS	RPI 1-25	RPI 26-50	W-L RECORDS	RPI 51-100	RPI 101-150	RPI 150+				
10- 2	0- 1	0- 0	OVERALL	0- 1	1- 0	9- 0				
3- 1	0- 0	0- 0	HOME	0- 1	0- 0	3- 0				
5- 1	0- 1	0- 0	AWAY	0- 0	1- 0	4- 0				
2- 0	0- 0	0- 0	NEUTRAL	0- 0	0- 0	2- 0				
8- 2	0- 1	0- 0	NON-CONFERENCE	0- 1	0- 0	8- 0				
3- 1	0- 0	0- 0	HOME	0- 1	0- 0	3- 0				
3- 1	0- 1	0- 0	AWAY	0- 0	0- 0	3- 0				
2- 0	0- 0	0- 0	NEUTRAL	0- 0	0- 0	2- 0				
2- 0	0- 0	0- 0	CONFERENCE	0- 0	1- 0	1- 0				
0- 0	0- 0	0- 0	HOME	0- 0	0- 0	0- 0				
2- 0	0- 0	0- 0	AWAY	0- 0	1- 0	1- 0				
0- 0	0- 0	0- 0	NEUTRAL	0- 0	0- 0	0- 0				

RPI	S	Opponent	Score	RPI	S	Opponent	Score	RPI	S	Opponent	Score	RPI	S	Opponent	Score	Team's RPI: 106
22	A	Florida St.	67 103					78	H	Middle Tenn.	64 67	131	A	Appalachian St.	83 72	
												187	A	Jacksonville St.	89 63	
												193	A	Coastal Caro.	82 81	
												208	H	Samford	72 52	
												211	N	Sam Houston St.	84 79	
												222	H	Alabama St.	116 46	
												231	A	Ole Miss	71 54	
												260	N	Mississippi Val.	75 54	
												265	A	ETSU	84 66	
												295	H	Tennessee St.	92 67	
												295	H	Tennessee St.	92 67	
LAST 12 Division I GAMES:																
222	H	Alabama St.	116 46	131	A	Appalachian St.	83 72	22	A	Florida St.	67 103					
260	N	Mississippi Val.	75 54	193	A	Coastal Caro.	82 81									
211	N	Sam Houston St.	84 79	187	A	Jacksonville St.	89 63									
265	A	ETSU	84 66	231	A	Ole Miss	71 54									
295	H	Tennessee St.	92 67	78	H	Middle Tenn.	64 67									
208	H	Samford	72 52													

Non-Div I Games: Talladega 91 70

Troy



T  
u  
l  
a  
n  
e

Tulane				Through Games Of Jan. 9, 2019							
Average RPI	Win:	191	WON-LOST	WINNING	LAST 10	STRENGTH OF	OPP. STRENGTH	TEAM	ADJ.	CONF.	ADJ CONF.
Average RPI	Loss:	64	RECORD	PCT. RANK	GAMES	SCHEDULE	OF SCHEDULE	RPI	RPI	RPI	RPI
DIV. I ONLY	12- 3	37	8-2	178	62	72	72	9	9		
DIV. I NON-CONF.	10- 3	60	1- 0	184	37	76	76	9	9		
-----											
TOTALS	RPI 1-25		RPI 26-50		W-L RECORDS	RPI 51-100		RPI 101-150		RPI 150+	
12- 3	1- 1		0- 0		OVERALL	1- 1		2- 1		8- 0	
7- 1	0- 0		0- 0		HOME	0- 1		2- 0		5- 0	
2- 1	0- 0		0- 0		AWAY	1- 0		0- 1		1- 0	
3- 1	1- 1		0- 0		NEUTRAL	0- 0		0- 0		2- 0	
10- 3	1- 1		0- 0		NON-CONFERENCE	1- 1		2- 1		6- 0	
6- 1	0- 0		0- 0		HOME	0- 1		2- 0		4- 0	
1- 1	0- 0		0- 0		AWAY	1- 0		0- 1		0- 0	
3- 1	1- 1		0- 0		NEUTRAL	0- 0		0- 0		2- 0	
2- 0	0- 0		0- 0		CONFERENCE	0- 0		0- 0		2- 0	
1- 0	0- 0		0- 0		HOME	0- 0		0- 0		1- 0	
1- 0	0- 0		0- 0		AWAY	0- 0		0- 0		1- 0	
0- 0	0- 0		0- 0		NEUTRAL	0- 0		0- 0		0- 0	
-----											
RPI 1-25				RPI 26-50				Team's RPI: 72		RPI 101+	
RPI S	Opponent		Score	RPI S	Opponent		Score	RPI S	Opponent		Score
20 N	Central Mich.		68 57					52 A	LSU		56 54
21 N	Cal i forn i a		57 65					61 H	Ol d Dom i n i on		48 56
-----											
RPI 101+											
RPI S	Opponent		Score					RPI S	Opponent		Score
109 A	Al abama		58 69					109 A	Al abama		58 69
115 H	Washi ngton		63 51					115 H	Washi ngton		63 51
125 H	Texas St.		67 61					125 H	Texas St.		67 61
179 H	Ni chol l s St.		71 46					179 H	Ni chol l s St.		71 46
184 H	East Carol i na		68 57					184 H	East Carol i na		68 57
245 A	Temple		66 57					245 A	Temple		66 57
247 H	Southern Mi ss.		71 54					247 H	Southern Mi ss.		71 54
254 N	Cleveland St.		81 72					254 N	Cleveland St.		81 72
257 H	Texas Southern		62 56					257 H	Texas Southern		62 56
286 H	Fla. Atlantic		88 45					286 H	Fla. Atlantic		88 45
329 N	Flori da A&M		78 34					329 N	Flori da A&M		78 34
-----											
LAST 12 Division I GAMES:											
61 H	Ol d Dom i n i on		48 56	125 H	Texas St.		67 61				
109 A	Al abama		58 69	245 A	Temple		66 57				
179 H	Ni chol l s St.		71 46	184 H	East Carol i na		68 57				
247 H	Southern Mi ss.		71 54	329 N	Flori da A&M		78 34				
286 H	Fla. Atlantic		88 45	20 N	Central Mi ch.		68 57				
254 N	Cleveland St.		81 72	21 N	Cal i forn i a		57 65				

T  
u  
l  
a  
n  
e

Non-Div I Games:

Tulane



Average RPI Win: 208  
Average RPI Loss: 97

WON-LOST  
RECORD

WINNING  
PCT. RANK

LAST 10  
GAMES

STRENGTH OF  
SCHEDULE

OPP. STRENGTH  
OF SCHEDULE

TEAM  
RPI

ADJ.  
RPI

CONF.  
RPI

ADJ CONF.  
RPI

DIV. I ONLY	8- 7	162	5-5	126	97	144	144	9	9
DIV. I NON-CONF.	6- 7	172	0- 1	113	74	146	146	9	9
-----									
TOTALS	RPI 1-25	RPI 26-50	W-L RECORDS	RPI 51-100	RPI 101-150	RPI 150+			
8- 7	0- 1	0- 2	OVERALL	0- 1	1- 0	7- 3			
6- 2	0- 0	0- 1	HOME	0- 0	0- 0	6- 1			
1- 5	0- 1	0- 1	AWAY	0- 1	0- 0	1- 2			
1- 0	0- 0	0- 0	NEUTRAL	0- 0	1- 0	0- 0			
6- 7	0- 1	0- 2	NON-CONFERENCE	0- 1	1- 0	5- 3			
4- 2	0- 0	0- 1	HOME	0- 0	0- 0	4- 1			
1- 5	0- 1	0- 1	AWAY	0- 1	0- 0	1- 2			
1- 0	0- 0	0- 0	NEUTRAL	0- 0	1- 0	0- 0			
2- 0	0- 0	0- 0	CONFERENCE	0- 0	0- 0	2- 0			
2- 0	0- 0	0- 0	HOME	0- 0	0- 0	2- 0			
0- 0	0- 0	0- 0	AWAY	0- 0	0- 0	0- 0			
0- 0	0- 0	0- 0	NEUTRAL	0- 0	0- 0	0- 0			

RPI 1-25				RPI 26-50				RPI 51-100				RPI 101+ Team's RPI: 144			
RPI	S	Opponent	Score	RPI	S	Opponent	Score	RPI	S	Opponent	Score	RPI	S	Opponent	Score
14	A	Arizona St.	52 70	48	A	SFA	34 76	51	A	Belmont	53 78	109	N	Alabama	80 73
				50	H	Arkansas	59 61					151	A	American	52 68
												158	H	Abilene Christian	75 63
												164	A	Oral Roberts	76 68
												178	H	Little Rock	53 63
												185	A	Arkansas St.	60 73
												195	H	Saint Louis	86 75
												219	H	Stetson	55 54
												243	H	Wichita St.	63 49
												279	H	UTEP	66 45
												296	H	Memphis	46 39
LAST 12 Division I GAMES:															
178	H	Little Rock	53 63	14	A	Arizona St.	52 70	296	H	Memphis	46 39	243	H	Wichita St.	63 49
185	A	Arkansas St.	60 73	50	H	Arkansas	59 61	164	A	Oral Roberts	76 68	279	H	UTEP	66 45
109	N	Alabama	80 73												
158	H	Abilene Christian	75 63												
48	A	SFA	34 76												
195	H	Saint Louis	86 75												

Non-Div I Games:

Tulsa



Average RPI	Win:	249	WON-LOST	WINNING	LAST 10	STRENGTH OF	OPP. STRENGTH	TEAM	ADJ.	CONF.	ADJ CONF.
Average RPI	Loss:	28	RECORD	PCT. RANK	GAMES	SCHEDULE	OF SCHEDULE	RPI	RPI	RPI	RPI
DIV. I ONLY		13- 1		10	10-0	350	103	145	145	17	17
DIV. I NON-CONF.		11- 1		13	0- 1	342	101	134	134	19	19
-----											
TOTALS	RPI 1-25		RPI 26-50		W-L RECORDS	RPI 51-100		RPI 101-150		RPI 150+	
13- 1	0- 0		0- 1		OVERALL	1- 0		2- 0		10- 0	
5- 0	0- 0		0- 0		HOME	0- 0		1- 0		4- 0	
6- 0	0- 0		0- 0		AWAY	1- 0		0- 0		5- 0	
2- 1	0- 0		0- 1		NEUTRAL	0- 0		1- 0		1- 0	
11- 1	0- 0		0- 1		NON-CONFERENCE	1- 0		2- 0		8- 0	
5- 0	0- 0		0- 0		HOME	0- 0		1- 0		4- 0	
4- 0	0- 0		0- 0		AWAY	1- 0		0- 0		3- 0	
2- 1	0- 0		0- 1		NEUTRAL	0- 0		1- 0		1- 0	
2- 0	0- 0		0- 0		CONFERENCE	0- 0		0- 0		2- 0	
0- 0	0- 0		0- 0		HOME	0- 0		0- 0		0- 0	
2- 0	0- 0		0- 0		AWAY	0- 0		0- 0		2- 0	
0- 0	0- 0		0- 0		NEUTRAL	0- 0		0- 0		0- 0	

RPI 1-25				RPI 26-50				RPI 51-100				RPI 101+ Team's RPI: 145			
RPI	S	Opponent	Score	RPI	S	Opponent	Score	RPI	S	Opponent	Score	RPI	S	Opponent	Score
				28	N	Tennessee	69 73	92	A	FGCU	62 60	131	H	Appalachian St.	80 61
												135	N	Oklahoma	89 84
												208	A	Samford	66 41
												222	A	Alabama St.	62 47
												261	H	Alabama A&M	82 47
												267	N	Coppin St.	86 61
												286	A	Fla. Atlantic	89 64
												296	H	Memphis	85 54
												315	A	FIU	83 59
												337	A	Chicago St.	90 45
												340	H	McNeese	91 48
												350	H	Alcorn	80 53
-----															
LAST 12 Division I GAMES:															
				222	A	Alabama St.	62 47	28	N	Tennessee	69 73				
				340	H	McNeese	91 48	315	A	FIU	83 59				
				208	A	Samford	66 41	286	A	Fla. Atlantic	89 64				
				350	H	Alcorn	80 53	92	A	FGCU	62 60				
				261	H	Alabama A&M	82 47	267	N	Coppin St.	86 61				
				135	N	Oklahoma	89 84	337	A	Chicago St.	90 45				

Non-Div I Games: Ala.-Huntsville 83 58

UAB



UC Davis

Through Games Of Jan. 9, 2019

Average RPI Win: 200

Average RPI Loss: 71

WON-LOST RECORD

WINNING PCT. RANK

LAST 10 GAMES

STRENGTH OF SCHEDULE

OPP. STRENGTH OF SCHEDULE

TEAM RPI

ADJ. RPI

CONF. RPI

ADJ CONF. RPI

DIV. I ONLY

DIV. I NON-CONF.

8- 5

7- 5

108

132

8-2

0- 1

182

171

47

35

99

101

99

101

21

21

21

21

TOTALS

RPI 1-25

RPI 26-50

W-L RECORDS

RPI 51-100

RPI 101-150

RPI 150+

8- 5

0- 1

1- 0

OVERALL

0- 3

1- 1

6- 0

3- 1

0- 0

1- 0

HOME

0- 1

0- 0

2- 0

4- 4

0- 1

0- 0

AWAY

0- 2

1- 1

3- 0

1- 0

0- 0

0- 0

NEUTRAL

0- 0

0- 0

1- 0

7- 5

0- 1

1- 0

NON-CONFERENCE

0- 3

1- 1

5- 0

3- 1

0- 0

1- 0

HOME

0- 1

0- 0

2- 0

3- 4

0- 1

0- 0

AWAY

0- 2

1- 1

2- 0

1- 0

0- 0

0- 0

NEUTRAL

0- 0

0- 0

1- 0

1- 0

0- 0

0- 0

CONFERENCE

0- 0

0- 0

1- 0

0- 0

0- 0

0- 0

HOME

0- 0

0- 0

0- 0

1- 0

0- 0

0- 0

AWAY

0- 0

0- 0

1- 0

0- 0

0- 0

0- 0

NEUTRAL

0- 0

0- 0

0- 0

RPI 1-25

RPI 26-50

RPI 51-100

Team's RPI: 99

RPI 101+

RPI S Opponent Score

3 A Stanford 43 71

RPI S Opponent Score

39 H Saint Mary's (CA) 76 74

RPI S Opponent Score

54 H Pacific 80 83

75 A Montana 56 62

95 A Loyola Marymount 53 60

RPI S Opponent Score

102 A Washington St. 75 62

126 A Portland St. 50 65

194 A UC Riverside 67 59

215 H Southern Utah 68 45

233 N Nevada 84 68

234 A Sacramento St. 109 60

241 A San Francisco 70 68

338 H Seattle U 76 59

LAST 12 Division I GAMES:

234 A Sacramento St. 109 60

233 N Nevada 84 68

95 A Loyola Marymount 53 60

215 H Southern Utah 68 45

102 A Washington St. 75 62

126 A Portland St. 50 65

75 A Montana 56 62

194 A UC Riverside 67 59

39 H Saint Mary's (CA) 76 74

241 A San Francisco 70 68

338 H Seattle U 76 59

54 H Pacific 80 83

Non-Div I Games: Dominican (CA) 92 42

UC Davis

Loss, Non-Conf, S Site, H Home A Away N Neutral

Page 299



UC Irvine				Through Games Of Jan. 9, 2019							
Average RPI	Win:	246	WON-LOST	WINNING	LAST 10	STRENGTH OF	OPP. STRENGTH	TEAM	ADJ.	CONF.	ADJ CONF.
Average RPI	Loss:	105	RECORD	PCT. RANK	GAMES	SCHEDULE	OF SCHEDULE	RPI	RPI	RPI	RPI
DIV. I ONLY			10- 2	30	8-2	336	161	148	148	21	21
DIV. I NON-CONF.			9- 2	43	0- 0	326	149	141	141	21	21
-----											
TOTALS		RPI 1-25		RPI 26-50	W-L RECORDS	RPI 51-100		RPI 101-150		RPI 150+	
10- 2		0- 1		0- 0	OVERALL	0- 0		2- 0		8- 1	
4- 1		0- 0		0- 0	HOME	0- 0		0- 0		4- 1	
4- 1		0- 1		0- 0	AWAY	0- 0		1- 0		3- 0	
2- 0		0- 0		0- 0	NEUTRAL	0- 0		1- 0		1- 0	
9- 2		0- 1		0- 0	NON-CONFERENCE	0- 0		2- 0		7- 1	
4- 1		0- 0		0- 0	HOME	0- 0		0- 0		4- 1	
3- 1		0- 1		0- 0	AWAY	0- 0		1- 0		2- 0	
2- 0		0- 0		0- 0	NEUTRAL	0- 0		1- 0		1- 0	
1- 0		0- 0		0- 0	CONFERENCE	0- 0		0- 0		1- 0	
0- 0		0- 0		0- 0	HOME	0- 0		0- 0		0- 0	
1- 0		0- 0		0- 0	AWAY	0- 0		0- 0		1- 0	
0- 0		0- 0		0- 0	NEUTRAL	0- 0		0- 0		0- 0	

RPI 1-25				RPI 26-50				RPI 51-100				RPI 101+ Team's RPI: 148			
RPI	S	Opponent	Score	RPI	S	Opponent	Score	RPI	S	Opponent	Score	RPI	S	Opponent	Score
7	A	Oregon	69 115									126	A	Portland St.	73 68
												139	N	Indiana St.	77 61
												165	A	Portland	84 69
												202	H	San Diego St.	70 78
												215	H	Southern Utah	75 58
												223	H	UNLV	57 55
												293	A	Cal Poly	75 59
												300	H	CSU Bakersfield	85 78
												309	A	San Jose St.	74 66
												338	H	Seattle U	65 60
												351	N	LIU Brooklyn	84 71
-----															
LAST 12 Division I GAMES:															
202	H	San Diego St.	70 78	293	A	Cal Poly	75 59								
309	A	San Jose St.	74 66	338	H	Seattle U	65 60								
300	H	CSU Bakersfield	85 78	7	A	Oregon	69 115								
139	N	Indiana St.	77 61	126	A	Portland St.	73 68								
351	N	LIU Brooklyn	84 71	165	A	Portland	84 69								
215	H	Southern Utah	75 58	223	H	UNLV	57 55								

Non-Div I Games: LIFE Pacific 105 31



Average RPI Win:	239	WON-LOST	WINNING	LAST 10	STRENGTH OF	OPP. STRENGTH	TEAM	ADJ.	CONF.	ADJ CONF.
Average RPI Loss:	115	RECORD	PCT. RANK	GAMES	SCHEDULE	OF SCHEDULE	RPI	RPI	RPI	RPI
DIV. I ONLY	6- 9	222	4-6	181	136	194	194	21	21	
DIV. I NON-CONF.	6- 8	199	1- 0	195	130	191	191	21	21	
-----										
TOTALS	RPI 1-25	RPI 26-50	W-L RECORDS	RPI 51-100	RPI 101-150	RPI 150+				
6- 9	0- 1	0- 3	OVERALL	0- 2	0- 0	6- 3				
3- 1	0- 0	0- 0	HOME	0- 1	0- 0	3- 0				
2- 5	0- 0	0- 2	AWAY	0- 1	0- 0	2- 2				
1- 3	0- 1	0- 1	NEUTRAL	0- 0	0- 0	1- 1				
6- 8	0- 1	0- 3	NON-CONFERENCE	0- 1	0- 0	6- 3				
3- 0	0- 0	0- 0	HOME	0- 0	0- 0	3- 0				
2- 5	0- 0	0- 2	AWAY	0- 1	0- 0	2- 2				
1- 3	0- 1	0- 1	NEUTRAL	0- 0	0- 0	1- 1				
0- 1	0- 0	0- 0	CONFERENCE	0- 1	0- 0	0- 0				
0- 1	0- 0	0- 0	HOME	0- 1	0- 0	0- 0				
0- 0	0- 0	0- 0	AWAY	0- 0	0- 0	0- 0				
0- 0	0- 0	0- 0	NEUTRAL	0- 0	0- 0	0- 0				

RPI 1-25				RPI 26-50				RPI 51-100				RPI 101+				Team's RPI: 194
RPI	S	Opponent	Score	RPI	S	Opponent	Score	RPI	S	Opponent	Score	RPI	S	Opponent	Score	
7	N	Oregon	44 94	37	A	BYU	70 72	69	A	Oklahoma St.	51 76	160	H	New Mexico St.	65 64	
				42	N	Texas A&M	63 70	99	H	UC Davis	59 67	193	H	Coastal Caro.	62 43	
				43	A	Southern California	55 73					197	N	Milwaukee	54 56	
												215	H	Southern Utah	56 50	
												229	N	Eastern Wash.	57 45	
												270	A	California Baptist	57 65	
												273	A	Utah Valley	53 56	
												300	A	CSU Bakersfield	79 67	
												339	A	Weber St.	71 39	
LAST 12 Division I GAMES:																
339	A	Weber St.	71 39	215	H	Southern Utah	56 50	99	H	UC Davis	59 67	300	A	CSU Bakersfield	79 67	
229	N	Eastern Wash.	57 45	99	H	UC Davis	59 67	160	H	New Mexico St.	65 64	273	A	Utah Valley	53 56	
42	N	Texas A&M	63 70	300	A	CSU Bakersfield	79 67	270	A	California Baptist	57 65	197	N	Milwaukee	54 56	
270	A	California Baptist	57 65	197	N	Milwaukee	54 56	193	H	Coastal Caro.	62 43	7	N	Oregon	44 94	
7	N	Oregon	44 94													

Non-Div I Games:

UC Riverside



Average RPI Win: 253		WON-LOST RECORD	WINNING PCT. RANK	LAST 10 GAMES	STRENGTH OF SCHEDULE	OPP. STRENGTH OF SCHEDULE	TEAM RPI	ADJ. RPI	CONF. RPI	ADJ. CONF. RPI
Loss: 149										
DIV. I ONLY		3- 11	295	3-7	248	158	291	291	21	21
DIV. I NON-CONF.		3- 10	278	1- 0	244	157	291	291	21	21
TOTALS		RPI 1-25		RPI 26-50	W-L RECORDS	RPI 51-100	RPI 101-150		RPI 150+	
3- 11	0- 1		0- 2	OVERALL	0- 2	0- 0	3- 6			
1- 5	0- 0		0- 1	HOME	0- 1	0- 0	1- 3			
1- 6	0- 1		0- 1	AWAY	0- 1	0- 0	1- 3			
1- 0	0- 0		0- 0	NEUTRAL	0- 0	0- 0	1- 0			
3- 10	0- 1		0- 2	NON-CONFERENCE	0- 2	0- 0	3- 5			
1- 5	0- 0		0- 1	HOME	0- 1	0- 0	1- 3			
1- 5	0- 1		0- 1	AWAY	0- 1	0- 0	1- 2			
1- 0	0- 0		0- 0	NEUTRAL	0- 0	0- 0	1- 0			
0- 1	0- 0		0- 0	CONFERENCE	0- 0	0- 0	0- 1			
0- 0	0- 0		0- 0	HOME	0- 0	0- 0	0- 0			
0- 1	0- 0		0- 0	AWAY	0- 0	0- 0	0- 1			
0- 0	0- 0		0- 0	NEUTRAL	0- 0	0- 0	0- 0			

RPI 1-25				RPI 26-50				RPI 51-100				RPI 101+				Team's RPI: 291	
RPI	S	Opponent	Score	RPI	S	Opponent	Score	RPI	S	Opponent	Score	RPI	S	Opponent	Score		
21	A	Cal i forni a	45 69	39	H	Saint Mary' s (CA)	55 80	54	A	Paci fi c	53 69	156	A	CSUN	65 73		
				43	A	Southern Cal i forni a	39 82	95	H	Loyol a Marymount	57 70	160	H	New Mexico St.	73 81		
												202	A	San Diego St.	63 58		
												221	N	Dartmouth	62 56		
												223	A	UNLV	51 69		
												270	H	Cal i forni a Baptist	64 76		
												273	A	Utah Valley	54 63		
												300	H	CSU Bakersfi el d	48 56		
												336	H	Grand Canyon	66 55		
LAST 12 Division I GAMES:																	
21	A	Cal i forni a	45 69	221	N	Dartmouth	62 56										
54	A	Paci fi c	53 69	156	A	CSUN	65 73										
336	H	Grand Canyon	66 55	160	H	New Mexico St.	73 81										
39	H	Saint Mary' s (CA)	55 80	202	A	San Diego St.	63 58										
223	A	UNLV	51 69	270	H	Cal i forni a Baptist	64 76										
95	H	Loyol a Marymount	57 70	43	A	Southern Cal i forni a	39 82										

Non-Div I Games:

UC Santa Barbara

■ Loss, ■ Non-Conf, S Site, H Home A Away N Neutral



Average RPI Win:	163	WON-LOST	WINNING	LAST 10	STRENGTH OF	OPP. STRENGTH	TEAM	ADJ.	CONF.	ADJ CONF.
Average RPI Loss:	13	RECORD	PCT. RANK	GAMES	SCHEDULE	OF SCHEDULE	RPI	RPI	RPI	RPI
DIV. I ONLY	13- 2	20	9-1	116	25	23	23	9	9	
DIV. I NON-CONF.	11- 2	33	0- 0	126	11	18	18	9	9	
-----										
TOTALS	RPI 1-25	RPI 26-50	W-L RECORDS	RPI 51-100	RPI 101-150	RPI 150+				
13- 2	0- 2	1- 0	OVERALL	3- 0	3- 0	6- 0				
4- 0	0- 0	1- 0	HOME	1- 0	1- 0	1- 0				
8- 1	0- 1	0- 0	AWAY	2- 0	2- 0	4- 0				
1- 1	0- 1	0- 0	NEUTRAL	0- 0	0- 0	1- 0				
11- 2	0- 2	1- 0	NON-CONFERENCE	3- 0	2- 0	5- 0				
4- 0	0- 0	1- 0	HOME	1- 0	1- 0	1- 0				
6- 1	0- 1	0- 0	AWAY	2- 0	1- 0	3- 0				
1- 1	0- 1	0- 0	NEUTRAL	0- 0	0- 0	1- 0				
2- 0	0- 0	0- 0	CONFERENCE	0- 0	1- 0	1- 0				
0- 0	0- 0	0- 0	HOME	0- 0	0- 0	0- 0				
2- 0	0- 0	0- 0	AWAY	0- 0	1- 0	1- 0				
0- 0	0- 0	0- 0	NEUTRAL	0- 0	0- 0	0- 0				

RPI 1-25				Team's RPI: 23		RPI 26-50				RPI 51-100				RPI 101+			
RPI	S	Opponent	Score	RPI	S	Opponent	Score	RPI	S	Opponent	Score	RPI	S	Opponent	Score		
5	N	Syracuse	52 57	33	H	Villanova	71 56	54	H	Pacific	64 57	124	H	Chattanooga	75 37		
20	A	Central Mich.	68 75					82	A	Pittsburgh	61 58	146	A	Duquesne	71 63		
								87	A	Quinnipiac	47 45	147	A	South Fla.	62 49		
												173	A	Mercer	76 42		
												207	A	Delaware	71 60		
												219	A	Stetson	78 55		
												271	N	Liberty	53 45		
												275	H	Richmond	70 48		
												296	A	Memphis	68 55		
LAST 12 Division I GAMES:																	
			</														

Non-Div I Games:

UCF



Average RPI Win:	132	WON-LOST	WINNING	LAST 10	STRENGTH OF	OPP. STRENGTH	TEAM	ADJ.	CONF.	ADJ CONF.
Average RPI Loss:	54	RECORD	PCT. RANK	GAMES	SCHEDULE	OF SCHEDULE	RPI	RPI	RPI	RPI
DIV. I ONLY	9- 6	116	6-4	5	71	29	29	2	2	
DIV. I NON-CONF.	7- 5	132	0- 0	22	141	68	68	2	2	
-----										
TOTALS	RPI 1-25	RPI 26-50	W-L RECORDS	RPI 51-100	RPI 101-150	RPI 150+				
9- 6	1- 2	1- 2	OVERALL	1- 1	4- 1	2- 0				
6- 1	0- 1	0- 0	HOME	1- 0	4- 0	1- 0				
3- 2	1- 1	1- 0	AWAY	0- 1	0- 0	1- 0				
0- 3	0- 0	0- 2	NEUTRAL	0- 0	0- 1	0- 0				
7- 5	0- 1	0- 2	NON-CONFERENCE	1- 1	4- 1	2- 0				
6- 1	0- 1	0- 0	HOME	1- 0	4- 0	1- 0				
1- 1	0- 0	0- 0	AWAY	0- 1	0- 0	1- 0				
0- 3	0- 0	0- 2	NEUTRAL	0- 0	0- 1	0- 0				
2- 1	1- 1	1- 0	CONFERENCE	0- 0	0- 0	0- 0				
0- 0	0- 0	0- 0	HOME	0- 0	0- 0	0- 0				
2- 1	1- 1	1- 0	AWAY	0- 0	0- 0	0- 0				
0- 0	0- 0	0- 0	NEUTRAL	0- 0	0- 0	0- 0				

RPI	S	Opponent	Score	RPI	S	Opponent	Score	RPI	S	Opponent	Score	RPI	S	Opponent	Score
3	A	Stanford	80 86	27	N	Kentucky	74 75	69	H	Oklahoma St.	71 59	101	H	Seton Hall	78 62
12	H	Indiana	65 67	41	N	North Carolina	49 83	95	A	Loyola Marymount	63 69	105	H	Rice	59 50
21	A	Cal i forni a	84 79	43	A	Southern Cal i forni a	72 65					110	H	Fresno St.	89 80
												117	H	Georgia	80 69
												147	N	South Fla.	56 60
												293	H	Cal Poly	81 35
												325	A	UIC	78 47
-----															
LAST 12 Division I GAMES:															
69	H	Oklahoma St.	71 59	3	A	Stanford	80 86								
110	H	Fresno St.	89 80	21	A	Cal i forni a	84 79								
12	H	Indiana	65 67	43	A	Southern Cal i forni a	72 65								
147	N	South Fla.	56 60	293	H	Cal Poly	81 35								
27	N	Kentucky	74 75	325	A	UIC	78 47								
41	N	North Carolina	49 83	101	H	Seton Hall	78 62								

Non-Div I Games:

UCLA



U  
C  
o  
n  
n

UConn				Through Games Of Jan. 9, 2019							
Average RPI	Win:	112	WON-LOST	WINNING	LAST 10	STRENGTH OF	OPP. STRENGTH	TEAM	ADJ.	CONF.	ADJ CONF.
Average RPI	Loss:	4	RECORD	PCT. RANK	GAMES	SCHEDULE	OF SCHEDULE	RPI	RPI	RPI	RPI
DIV. I ONLY		13- 1	10	9-1	25	1	6	6	9	9	
DIV. I NON-CONF.		11- 1	13	0- 0	28	3	3	3	9	9	
-----											
TOTALS		RPI 1-25		RPI 26-50	W-L RECORDS		RPI 51-100	RPI 101-150	RPI 150+		
13- 1		2- 1		0- 0	OVERALL		3- 0	4- 0	4- 0		
4- 0		0- 0		0- 0	HOME		1- 0	2- 0	1- 0		
5- 1		2- 1		0- 0	AWAY		0- 0	2- 0	1- 0		
4- 0		0- 0		0- 0	NEUTRAL		2- 0	0- 0	2- 0		
11- 1		2- 1		0- 0	NON-CONFERENCE		3- 0	2- 0	4- 0		
3- 0		0- 0		0- 0	HOME		1- 0	1- 0	1- 0		
4- 1		2- 1		0- 0	AWAY		0- 0	1- 0	1- 0		
4- 0		0- 0		0- 0	NEUTRAL		2- 0	0- 0	2- 0		
2- 0		0- 0		0- 0	CONFERENCE		0- 0	2- 0	0- 0		
1- 0		0- 0		0- 0	HOME		0- 0	1- 0	0- 0		
1- 0		0- 0		0- 0	AWAY		0- 0	1- 0	0- 0		
0- 0		0- 0		0- 0	NEUTRAL		0- 0	0- 0	0- 0		
-----											
RPI 1-25 Team's RPI: 6				RPI 26-50		RPI 51-100		RPI 101+			
RPI	S	Opponent	Score	RPI	S	Opponent	Score	RPI	S	Opponent	Score
1	A	Notre Dame	89 71					101	H	Seton Hall	99 61
4	A	Baylor	57 68					113	A	Houston	81 61
21	A	Cal i forni a	76 66					132	H	Ci nci nnati	82 38
								135	A	Okl ahoma	72 63
								166	H	Ohio St.	85 53
								170	N	Vanderbil t	80 42
								195	A	Sai nt Loui s	98 42
								231	N	Ole Mi ss	90 50
-----											
LAST 12 Di vi si on I GAMES:											
101	H	Seton Hall	99 61	132	H	Ci nci nnati	82 38				
195	A	Sai nt Loui s	98 42	113	A	Houston	81 61				
1	A	Notre Dame	89 71	4	A	Bayl or	57 68				
57	H	DePaul	99 63	21	A	Cal i forni a	76 66				
74	N	Purdue	86 40	135	A	Okl ahoma	72 63				
62	N	St. John's (NY)	65 55	231	N	Ole Mi ss	90 50				

U  
C  
o  
n  
n

Non-Div I Games:

UConn



UIC		Average RPI Win: 328	WON-LOST RECORD	WINNING PCT. RANK	LAST 10 GAMES	STRENGTH OF SCHEDULE	OPP. STRENGTH OF SCHEDULE	TEAM RPI	ADJ. RPI	CONF. RPI	ADJ CONF. RPI
Average RPI Loss: 169											
DIV. I ONLY		2- 13	322	1-9	256	257	325	325	19	19	
DIV. I NON-CONF.		2- 9	297	0- 0	265	258	322	322	16	16	
-----											
TOTALS	RPI 1-25	RPI 26-50		W-L RECORDS		RPI 51-100	RPI 101-150	RPI 150+			
2- 13	0- 1	0- 1		OVERALL		0- 2	0- 3	2- 6			
1- 5	0- 0	0- 1		HOME		0- 1	0- 1	1- 2			
1- 6	0- 1	0- 0		AWAY		0- 1	0- 2	1- 2			
0- 2	0- 0	0- 0		NEUTRAL		0- 0	0- 0	0- 2			
2- 9	0- 1	0- 1		NON-CONFERENCE		0- 1	0- 2	2- 4			
1- 3	0- 0	0- 1		HOME		0- 0	0- 1	1- 1			
1- 4	0- 1	0- 0		AWAY		0- 1	0- 1	1- 1			
0- 2	0- 0	0- 0		NEUTRAL		0- 0	0- 0	0- 2			
0- 4	0- 0	0- 0		CONFERENCE		0- 1	0- 1	0- 2			
0- 2	0- 0	0- 0		HOME		0- 1	0- 0	0- 1			
0- 2	0- 0	0- 0		AWAY		0- 0	0- 1	0- 1			
0- 0	0- 0	0- 0		NEUTRAL		0- 0	0- 0	0- 0			

RPI 1-25				RPI 26-50				RPI 51-100				RPI 101+ Team's RPI: 325			
RPI	S	Opponent	Score	RPI	S	Opponent	Score	RPI	S	Opponent	Score	RPI	S	Opponent	Score
18	A	Marquette	32 96	29	H	UCLA	47 78	83	A	Northwestern	44 87	103	A	Youngstown St.	29 81
								90	H	Wright St.	46 79	120	H	Miami (OH)	56 65
												139	A	Indiana St.	53 60
												217	A	Eastern Mich.	38 52
												249	H	Loyola Chicago	60 75
												254	A	Cleveland St.	53 71
												281	H	Northern Ky.	49 67
												285	N	Fairfield	60 68
												310	H	Valparaiso	75 65
												328	N	Jackson St.	57 72
												345	A	Evansville	62 54
-----															
LAST 12 Division I GAMES:															
285	N	Fairfield	60 68	254	A	Cleveland St.	53 71	103	A	Youngstown St.	29 81	90	H	Wright St.	46 79
29	H	UCLA	47 78	103	A	Youngstown St.	29 81	281	H	Northern Ky.	49 67	328	N	Jackson St.	57 72
139	A	Indiana St.	53 60	90	H	Wright St.	46 79	18	A	Marquette	32 96				
345	A	Evansville	62 54	281	H	Northern Ky.	49 67								
120	H	Miami (OH)	56 65	328	N	Jackson St.	57 72								
217	A	Eastern Mich.	38 52	18	A	Marquette	32 96								

Non-Div I Games:

UIC

■ Loss, 
 ■ Non-Conf, 
 S Site, 
 ■ Home 
 ■ Away 
 N Neutral



U  
M  
B  
C

Through Games Of Jan. 9, 2019

Average RPI Win: 294

Average RPI Loss: 141

WON-LOST RECORD

WINNING PCT. RANK

LAST 10 GAMES

STRENGTH OF SCHEDULE

OPP. STRENGTH OF SCHEDULE

TEAM RPI

ADJ. RPI

CONF. RPI

ADJ CONF. RPI

DIV. I ONLY

DIV. I NON-CONF.

4- 8

4- 6

247

212

2-8

0- 0

315

331

190

225

287

294

287

294

23

24

23

24

TOTALS

RPI 1-25

RPI 26-50

W-L RECORDS

RPI 51-100

RPI 101-150

RPI 150+

4- 8

0- 0

0- 1

OVERALL

0- 2

0- 1

4- 4

0- 5

0- 0

0- 0

HOME

0- 1

0- 1

0- 3

2- 3

0- 0

0- 1

AWAY

0- 1

0- 0

2- 1

2- 0

0- 0

0- 0

NEUTRAL

0- 0

0- 0

2- 0

4- 6

0- 0

0- 1

NON-CONFERENCE

0- 0

0- 1

4- 4

0- 4

0- 0

0- 0

HOME

0- 0

0- 1

0- 3

2- 2

0- 0

0- 1

AWAY

0- 0

0- 0

2- 1

2- 0

0- 0

0- 0

NEUTRAL

0- 0

0- 0

2- 0

0- 2

0- 0

0- 0

CONFERENCE

0- 2

0- 0

0- 0

0- 1

0- 0

0- 0

HOME

0- 1

0- 0

0- 0

0- 1

0- 0

0- 0

AWAY

0- 1

0- 0

0- 0

0- 0

0- 0

0- 0

NEUTRAL

0- 0

0- 0

0- 0

RPI 1-25

RPI 26-50

RPI 51-100

RPI 101+

Team's RPI: 287

RPI S Opponent Score

RPI S Opponent Score

RPI S Opponent Score

RPI S Opponent Score

30 A Maryland 61 92

79 A Maine 44 84

94 H Hartford 52 66

121 H Towson 62 71

151 A American 42 64

198 H UMES 67 73

204 H Mt. St. Mary's 52 65

252 H Hofstra 42 45

266 N Kennesaw St. 57 53

267 A Coppin St. 57 52

311 N UTSA 72 58

332 A Morgan St. 73 68

LAST 12 Division I GAMES:

204 H Mt. St. Mary's 52 65

30 A Maryland 61 92

151 A American 42 64

121 H Towson 62 71

267 A Coppin St. 57 52

266 N Kennesaw St. 57 53

94 H Hartford 52 66

79 A Maine 44 84

198 H UMES 67 73

332 A Morgan St. 73 68

252 H Hofstra 42 45

311 N UTSA 72 58

Non-Div I Games:

Notre Dame (MD) 81 43

Eastern 81 42

Gettysburg 65 51

UMBC

Loss, Non-Conf, S Site, H Home A Away N Neutral

Page 307







UMKC		Average RPI Win: 266	WON-LOST RECORD	WINNING PCT. RANK	LAST 10 GAMES	STRENGTH OF SCHEDULE	OPP. STRENGTH OF SCHEDULE	TEAM RPI	ADJ. RPI	CONF. RPI	ADJ CONF. RPI
		Average RPI Loss: 118									
DIV. I ONLY		5- 7	208	7-3	145	285	182	182	30	30	
DIV. I NON-CONF.		4- 7	228	0- 0	84	296	183	183	30	30	
-----											
TOTALS	RPI 1-25	RPI 26-50	W-L RECORDS		RPI 51-100	RPI 101-150	RPI 150+				
5- 7	0- 0	0- 2	OVERALL		0- 1	0- 0	5- 4				
2- 2	0- 0	0- 0	HOME		0- 0	0- 0	2- 2				
3- 5	0- 0	0- 2	AWAY		0- 1	0- 0	3- 2				
0- 0	0- 0	0- 0	NEUTRAL		0- 0	0- 0	0- 0				
4- 7	0- 0	0- 2	NON-CONFERENCE		0- 1	0- 0	4- 4				
2- 2	0- 0	0- 0	HOME		0- 0	0- 0	2- 2				
2- 5	0- 0	0- 2	AWAY		0- 1	0- 0	2- 2				
0- 0	0- 0	0- 0	NEUTRAL		0- 0	0- 0	0- 0				
1- 0	0- 0	0- 0	CONFERENCE		0- 0	0- 0	1- 0				
0- 0	0- 0	0- 0	HOME		0- 0	0- 0	0- 0				
1- 0	0- 0	0- 0	AWAY		0- 0	0- 0	1- 0				
0- 0	0- 0	0- 0	NEUTRAL		0- 0	0- 0	0- 0				

RPI 1-25				RPI 26-50				RPI 51-100				RPI 101+ Team's RPI: 182			
RPI	S	Opponent	Score	RPI	S	Opponent	Score	RPI	S	Opponent	Score	RPI	S	Opponent	Score
				31	A	Missouri	59 66	60	A	Kansas	55 67	155	A	Denver	75 92
				49	A	Kansas St.	50 61					164	A	Oral Roberts	64 75
												168	H	Illinois St.	55 62
												189	H	Louisiana Tech	80 70
												201	H	George Mason	84 91
												232	H	SIUE	80 75
												249	A	Loyola Chicago	88 74
												323	A	North Dakota St.	69 59
												337	A	Chicago St.	111 58
LAST 12 Division I GAMES:															
				31	A	Missouri	59 66	337	A	Chicago St.	111 58				
				323	A	North Dakota St.	69 59	168	H	Illinois St.	55 62				
				201	H	George Mason	84 91	189	H	Louisiana Tech	80 70				
				164	A	Oral Roberts	64 75	232	H	SIUE	80 75				
				49	A	Kansas St.	50 61	249	A	Loyola Chicago	88 74				
				155	A	Denver	75 92	60	A	Kansas	55 67				

Non-Div I Games: Peru St. 98 62 Mo.-St. Louis 92 63

UMKC

■ Loss, 
 ■ Non-Conf, 
 ■ S Site, 
 ■ Home 
 ■ A Away 
 N Neutral



Average RPI Win:	287	WON-LOST	WINNING	LAST 10	STRENGTH OF	OPP. STRENGTH	TEAM	ADJ.	CONF.	ADJ CONF.
Average RPI Loss:	203	RECORD	PCT. RANK	GAMES	SCHEDULE	OF SCHEDULE	RPI	RPI	RPI	RPI
DIV. I ONLY	4- 11	278	3-7	263	327	299	299	23	23	
DIV. I NON-CONF.	3- 9	271	0- 0	256	327	290	290	24	24	
-----										
TOTALS	RPI 1-25	RPI 26-50	W-L RECORDS	RPI 51-100	RPI 101-150	RPI 150+				
4- 11	0- 1	0- 0	OVERALL	0- 0	0- 3	4- 7				
2- 4	0- 0	0- 0	HOME	0- 0	0- 1	2- 3				
2- 7	0- 1	0- 0	AWAY	0- 0	0- 2	2- 4				
0- 0	0- 0	0- 0	NEUTRAL	0- 0	0- 0	0- 0				
3- 9	0- 1	0- 0	NON-CONFERENCE	0- 0	0- 2	3- 6				
1- 3	0- 0	0- 0	HOME	0- 0	0- 1	1- 2				
2- 6	0- 1	0- 0	AWAY	0- 0	0- 1	2- 4				
0- 0	0- 0	0- 0	NEUTRAL	0- 0	0- 0	0- 0				
1- 2	0- 0	0- 0	CONFERENCE	0- 0	0- 1	1- 1				
1- 1	0- 0	0- 0	HOME	0- 0	0- 0	1- 1				
0- 1	0- 0	0- 0	AWAY	0- 0	0- 1	0- 0				
0- 0	0- 0	0- 0	NEUTRAL	0- 0	0- 0	0- 0				

RPI 1-25				RPI 26-50				RPI 51-100				RPI 101+				Team's RPI: 299
RPI	S	Opponent	Score	RPI	S	Opponent	Score	RPI	S	Opponent	Score	RPI	S	Opponent	Score	
17	A	Butler	36 89									101	A	Seton Hall	57 90	
												130	H	Providence	47 71	
												133	A	Stony Brook	56 76	
												188	A	Massachusetts	62 59	
												200	A	Cornell	54 63	
												221	A	Dartmouth	54 70	
												230	A	Holy Cross	54 63	
												262	H	Colgate	52 61	
												297	H	Saint Peter's	59 57	
												303	H	Bryant	57 58	
												306	H	New Hampshire	53 56	
												313	H	Vermont	54 51	
												332	A	Morgan St.	49 61	
												351	A	LIU Brooklyn	69 64	
-----																
LAST 12 Division I GAMES:																
221	A	Dartmouth	54 70	306	H	New Hampshire	53 56									
130	H	Providence	47 71	133	A	Stony Brook	56 76									
262	H	Colgate	52 61	313	H	Vermont	54 51									
230	A	Holy Cross	54 63	332	A	Morgan St.	49 61									
351	A	LIU Brooklyn	69 64	188	A	Massachusetts	62 59									
101	A	Seton Hall	57 90	17	A	Butler	36 89									

Non-Div I Games: Fisher 79 45

UMass Lowell



Average RPI Win:	249	WON-LOST	WINNING	LAST 10	STRENGTH OF	OPP. STRENGTH	TEAM	ADJ.	CONF.	ADJ CONF.
Average RPI Loss:	139	RECORD	PCT. RANK	GAMES	SCHEDULE	OF SCHEDULE	RPI	RPI	RPI	RPI

DIV. I ONLY	4- 8	247	4-6	163	236	244	244	29	29
DIV. I NON-CONF.	4- 6	212	0- 0	148	221	203	203	29	29
-----									
TOTALS	RPI 1-25	RPI 26-50	W-L RECORDS	RPI 51-100	RPI 101-150	RPI 150+			
4- 8	0- 0	0- 1	OVERALL	0- 1	0- 3	4- 3			
4- 1	0- 0	0- 0	HOME	0- 0	0- 0	4- 1			
0- 7	0- 0	0- 1	AWAY	0- 1	0- 3	0- 2			
0- 0	0- 0	0- 0	NEUTRAL	0- 0	0- 0	0- 0			
4- 6	0- 0	0- 1	NON-CONFERENCE	0- 1	0- 2	4- 2			
4- 0	0- 0	0- 0	HOME	0- 0	0- 0	4- 0			
0- 6	0- 0	0- 1	AWAY	0- 1	0- 2	0- 2			
0- 0	0- 0	0- 0	NEUTRAL	0- 0	0- 0	0- 0			
0- 2	0- 0	0- 0	CONFERENCE	0- 0	0- 1	0- 1			
0- 1	0- 0	0- 0	HOME	0- 0	0- 0	0- 1			
0- 1	0- 0	0- 0	AWAY	0- 0	0- 1	0- 0			
0- 0	0- 0	0- 0	NEUTRAL	0- 0	0- 0	0- 0			

RPI 1-25	RPI 26-50	RPI 51-100	RPI 101+	Team's RPI: 244
RPI S Opponent Score	RPI S Opponent Score	RPI S Opponent Score	RPI S Opponent Score	
	28 A Tennessee 46 73	78 A Middle Tenn. 46 67	122 A Tennessee Tech 53 60	
			127 A Charlotte 53 70	
			129 A Radford 46 60	
			159 H Davidson 69 56	
			173 A Mercer 47 61	
			212 A Furman 47 58	
			240 H Hampton 58 61	
			250 H Wofford 60 46	
			265 H ETSU 56 55	
			321 H Western Caro. 74 49	
-----				
LAST 12 Division I GAMES:				
265 H ETSU 56 55	240 H Hampton 58 61			
212 A Furman 47 58	129 A Radford 46 60			
250 H Wofford 60 46	173 A Mercer 47 61			
159 H Davidson 69 56	78 A Middle Tenn. 46 67			
321 H Western Caro. 74 49	122 A Tennessee Tech 53 60			
28 A Tennessee 46 73	127 A Charlotte 53 70			

Non-Div I Games: Warren Wilson 92 31

UNC Asheville



Average RPI Win:	244	WON-LOST	WINNING	LAST 10	STRENGTH OF	OPP. STRENGTH	TEAM	ADJ.	CONF.	ADJ CONF.
Average RPI Loss:	187	RECORD	PCT. RANK	GAMES	SCHEDULE	OF SCHEDULE	RPI	RPI	RPI	RPI

DIV. I ONLY	2- 9	307	3-7	272	203	317	317	24	24
DIV. I NON-CONF.	2- 9	297	0- 1	276	197	321	321	26	26
TOTALS	RPI 1-25	RPI 26-50	W-L RECORDS	RPI 51-100	RPI 101-150	RPI 150+			
2- 9	0- 0	0- 1	OVERALL	0- 0	0- 2	2- 6			
1- 1	0- 0	0- 0	HOME	0- 0	0- 0	1- 1			
0- 7	0- 0	0- 1	AWAY	0- 0	0- 1	0- 5			
1- 1	0- 0	0- 0	NEUTRAL	0- 0	0- 1	1- 0			
2- 9	0- 0	0- 1	NON-CONFERENCE	0- 0	0- 2	2- 6			
1- 1	0- 0	0- 0	HOME	0- 0	0- 0	1- 1			
0- 7	0- 0	0- 1	AWAY	0- 0	0- 1	0- 5			
1- 1	0- 0	0- 0	NEUTRAL	0- 0	0- 1	1- 0			
0- 0	0- 0	0- 0	CONFERENCE	0- 0	0- 0	0- 0			
0- 0	0- 0	0- 0	HOME	0- 0	0- 0	0- 0			
0- 0	0- 0	0- 0	AWAY	0- 0	0- 0	0- 0			
0- 0	0- 0	0- 0	NEUTRAL	0- 0	0- 0	0- 0			

RPI S Opponent Score	RPI S Opponent Score	RPI S Opponent Score	RPI S Opponent Score
41 A North Carolina 62 83			
Team's RPI: 317			
	101 N Seton Hall 64 71		
	131 A Appal achian St. 65 68		
	176 A Georgi a St. 63 70		
	183 A High Point 75 82		
	193 H Coastal Caro. 71 78		
	217 N Eastern Mi ch. 49 44		
	242 A Campbell I 49 53		
	271 H Liberty 48 45		
	275 A Richmond 48 59		
	341 A N.C. Central 57 66		
LAST 12 Division I GAMES:			
341 A N.C. Central 57 66	275 A Richmond 48 59		
41 A North Carolina 62 83	193 H Coastal Caro. 71 78		
183 A High Point 75 82	101 N Seton Hall 64 71		
242 A Campbell I 49 53	217 N Eastern Mi ch. 49 44		
131 A Appal achian St. 65 68	271 H Liberty 48 45		
176 A Georgia St. 63 70			

Non-Div I Games:	Pfeiffer	92 23	UNC Pembroke	72 32	Lees-McRae	92 36	Young Harris	62 29
UNC Greensboro								



Average RPI Win: **309**  
 Average RPI Loss: **86**

WON-LOST  
RECORD

WINNING  
PCT. RANK

LAST 10  
GAMES

STRENGTH OF  
SCHEDULE

OPP. STRENGTH  
OF SCHEDULE

TEAM  
RPI

ADJ.  
RPI

CONF.  
RPI

ADJ CONF.  
RPI

DIV. I ONLY  
DIV. I NON-CONF.

6- 4  
5- 4

116  
139

7-3  
0- 0

253  
230

309  
290

162  
157

162  
157

12  
14

12  
14

TOTALS

RPI 1-25

RPI 26-50

W-L RECORDS

RPI 51-100

RPI 101-150

RPI 150+

6- 4  
4- 0  
2- 4  
0- 0

0- 0  
0- 0  
0- 0  
0- 0

0- 1  
0- 0  
0- 1  
0- 0

OVERALL  
HOME  
AWAY  
NEUTRAL

0- 2  
0- 0  
0- 2  
0- 0

0- 0  
0- 0  
0- 0  
0- 0

6- 1  
4- 0  
2- 1  
0- 0

5- 4  
3- 0  
2- 4  
0- 0

0- 0  
0- 0  
0- 0  
0- 0

0- 1  
0- 0  
0- 1  
0- 0

NON-CONFERENCE  
HOME  
AWAY  
NEUTRAL

0- 2  
0- 0  
0- 2  
0- 0

0- 0  
0- 0  
0- 0  
0- 0

5- 1  
3- 0  
2- 1  
0- 0

1- 0  
1- 0  
0- 0  
0- 0

0- 0  
0- 0  
0- 0  
0- 0

0- 0  
0- 0  
0- 0  
0- 0

CONFERENCE  
HOME  
AWAY  
NEUTRAL

0- 0  
0- 0  
0- 0  
0- 0

0- 0  
0- 0  
0- 0  
0- 0

1- 0  
1- 0  
0- 0  
0- 0

RPI 1-25

RPI 26-50

RPI 51-100

RPI 101+

Team's RPI: 162

RPI S Opponent Score

RPI S Opponent Score

RPI S Opponent Score

RPI S Opponent Score

41 A North Carolina 55 82

59 A Ohio 72 95

82 A Pittsburgh 56 60

163 A VCU 47 58

184 A East Carolina 71 68

312 H Presbyterian 63 48

335 H Col. of Charleston 71 49

336 H Grand Canyon 77 55

341 A N.C. Central 89 82

344 H Longwood 35 33

LAST 12 Division I GAMES:

341 A N.C. Central 89 82

336 H Grand Canyon 77 55

312 H Presbyterian 63 48

59 A Ohio 72 95

335 H Col. of Charleston 71 49

184 A East Carolina 71 68

344 H Longwood 35 33

82 A Pittsburgh 56 60

41 A North Carolina 55 82

163 A VCU 47 58

Non-Div I Games: Fayetteville St. 72 54 Belmont Abbey 74 58

UNCW

Loss, Non-Conf, S Site, H Home A Away N Neutral



UNIU  
N  
I

Non-Div I Games:	Minnesota St.	73	56
------------------	---------------	----	----



Average RPI Win:	187	WON-LOST	WINNING	LAST 10	STRENGTH OF	OPP. STRENGTH	TEAM	ADJ.	CONF.	ADJ CONF.
Average RPI Loss:	121	RECORD	PCT. RANK	GAMES	SCHEDULE	OF SCHEDULE	RPI	RPI	RPI	RPI
DIV. I ONLY	3- 11	295	2-8	51	163	223	223	10	10	
DIV. I NON-CONF.	2- 9	297	0- 1	76	194	268	268	10	10	
-----										
TOTALS	RPI 1-25	RPI 26-50	W-L RECORDS	RPI 51-100	RPI 101-150	RPI 150+				
3- 11	0- 1	1- 3	OVERALL	0- 2	0- 2	2- 3				
3- 5	0- 1	1- 1	HOME	0- 2	0- 0	2- 1				
0- 6	0- 0	0- 2	AWAY	0- 0	0- 2	0- 2				
0- 0	0- 0	0- 0	NEUTRAL	0- 0	0- 0	0- 0				
2- 9	0- 1	0- 2	NON-CONFERENCE	0- 2	0- 2	2- 2				
2- 5	0- 1	0- 1	HOME	0- 2	0- 0	2- 1				
0- 4	0- 0	0- 1	AWAY	0- 0	0- 2	0- 1				
0- 0	0- 0	0- 0	NEUTRAL	0- 0	0- 0	0- 0				
1- 2	0- 0	1- 1	CONFERENCE	0- 0	0- 0	0- 1				
1- 0	0- 0	1- 0	HOME	0- 0	0- 0	0- 0				
0- 2	0- 0	0- 1	AWAY	0- 0	0- 0	0- 1				
0- 0	0- 0	0- 0	NEUTRAL	0- 0	0- 0	0- 0				

RPI 1-25				RPI 26-50				RPI 51-100				RPI 101+ Team's RPI: 223			
RPI	S	Opponent	Score	RPI	S	Opponent	Score	RPI	S	Opponent	Score	RPI	S	Opponent	Score
11	H	Gonzaga	59 70	31	A	Duke	38 66	78	H	Middle Tenn.	62 66	126	A	Portland St.	49 58
				38	A	Wyoming	62 90	90	H	Wright St.	52 68	148	A	UC Irvine	55 57
				43	H	Southern California	72 86					175	A	Colorado St.	49 52
				44	H	New Mexico	66 57					226	H	Florida	56 53
												284	H	Hawaii	61 66
												291	H	UC Santa Barbara	69 51
												307	A	South Carolina St.	49 58
LAST 12 Division I GAMES:															
307	A	South Carolina St.	49 58	78	H	Middle Tenn.	62 66	44	H	New Mexico	66 57				
226	H	Florida	56 53	38	A	Wyoming	62 90	175	A	Colorado St.	49 52				
31	A	Duke	38 66	43	H	Southern California	72 86	284	H	Hawaii	61 66				
43	H	UC Santa Barbara	69 51	291	H	UC Santa Barbara	69 51	126	A	Portland St.	49 58				
11	H	Gonzaga	59 70												

Non-Div I Games:

UNLV



Average RPI Win:	341	WON-LOST	WINNING	LAST 10	STRENGTH OF	OPP. STRENGTH	TEAM	ADJ.	CONF.	ADJ CONF.
Average RPI Loss:	207	RECORD	PCT. RANK	GAMES	SCHEDULE	OF SCHEDULE	RPI	RPI	RPI	RPI

DIV. I ONLY	1- 8	325	4-6	285	326	326	326	29	29
DIV. I NON-CONF.	1- 7	319	0- 0	290	324	332	332	29	29
-----									
TOTALS	RPI 1-25	RPI 26-50	W-L RECORDS	RPI 51-100	RPI 101-150	RPI 150+			
1- 8	0- 0	0- 0	OVERALL	0- 2	0- 0	1- 6			
0- 1	0- 0	0- 0	HOME	0- 0	0- 0	0- 1			
1- 7	0- 0	0- 0	AWAY	0- 2	0- 0	1- 5			
0- 0	0- 0	0- 0	NEUTRAL	0- 0	0- 0	0- 0			
1- 7	0- 0	0- 0	NON-CONFERENCE	0- 2	0- 0	1- 5			
0- 0	0- 0	0- 0	HOME	0- 0	0- 0	0- 0			
1- 7	0- 0	0- 0	AWAY	0- 2	0- 0	1- 5			
0- 0	0- 0	0- 0	NEUTRAL	0- 0	0- 0	0- 0			
0- 1	0- 0	0- 0	CONFERENCE	0- 0	0- 0	0- 1			
0- 1	0- 0	0- 0	HOME	0- 0	0- 0	0- 1			
0- 0	0- 0	0- 0	AWAY	0- 0	0- 0	0- 0			
0- 0	0- 0	0- 0	NEUTRAL	0- 0	0- 0	0- 0			

RPI 1-25				RPI 26-50				RPI 51-100				RPI 101+ Team's RPI: 326			
RPI	S	Opponent	Score	RPI	S	Opponent	Score	RPI	S	Opponent	Score	RPI	S	Opponent	Score
								55	A	Virginia Tech	45 96	183	H	High Point	61 87
								88	A	Nebraska	64 87	184	A	East Carolina	53 63
												212	A	Furman	67 78
												304	A	Omaha	69 96
												307	A	South Carolina St.	66 71
												321	A	Western Caro.	64 68
												341	A	N. C. Central	82 63
-----															
LAST 12 Division I GAMES:															
								183	H	High Point	61 87	321	A	Western Caro.	64 68
								184	A	East Carolina	53 63	307	A	South Carolina St.	66 71
								55	A	Virginia Tech	45 96	341	A	N. C. Central	82 63
												212	A	Furman	67 78
												88	A	Nebraska	64 87
												304	A	Omaha	69 96

Non-Div I Games: Brevard 71 53 Converse 69 51 UNKNOWN 101 53

USC Upstate



Average RPI	Win:	231	WON-LOST	WINNING	LAST 10	STRENGTH OF	OPP. STRENGTH	TEAM	ADJ.	CONF.	ADJ CONF.
Average RPI	Loss:	95	RECORD	PCT. RANK	GAMES	SCHEDULE	OF SCHEDULE	RPI	RPI	RPI	RPI
DIV. I ONLY		9- 4		79	7-3	258	172	134	134	15	15
DIV. I NON-CONF.		8- 3		72	0- 0	258	167	122	122	17	17
-----											
TOTALS	RPI 1-25		RPI 26-50		W-L RECORDS	RPI 51-100		RPI 101-150		RPI 150+	
9- 4	0- 0		0- 2		OVERALL	0- 0		2- 1		7- 1	
3- 2	0- 0		0- 2		HOME	0- 0		1- 0		2- 0	
6- 2	0- 0		0- 0		AWAY	0- 0		1- 1		5- 1	
0- 0	0- 0		0- 0		NEUTRAL	0- 0		0- 0		0- 0	
8- 3	0- 0		0- 2		NON-CONFERENCE	0- 0		2- 1		6- 0	
3- 2	0- 0		0- 2		HOME	0- 0		1- 0		2- 0	
5- 1	0- 0		0- 0		AWAY	0- 0		1- 1		4- 0	
0- 0	0- 0		0- 0		NEUTRAL	0- 0		0- 0		0- 0	
1- 1	0- 0		0- 0		CONFERENCE	0- 0		0- 0		1- 1	
0- 0	0- 0		0- 0		HOME	0- 0		0- 0		0- 0	
1- 1	0- 0		0- 0		AWAY	0- 0		0- 0		1- 1	
0- 0	0- 0		0- 0		NEUTRAL	0- 0		0- 0		0- 0	

RPI	S	Opponent	Score	RPI	S	Opponent	Score	RPI	S	Opponent	Score	RPI	S	Opponent	Score
43	H	Southern California	61 73	50	H	Arkansas	65 66					110	A	Fresno St.	61 70
												113	A	Houston	65 61
												128	H	Grambling	78 54
												164	A	Oral Roberts	80 62
												176	A	Georgia St.	48 50
												241	A	San Francisco	80 73
												246	A	SMU	66 41
												253	A	Ga. Southern	74 53
												298	A	Incarnate Word	97 49
												311	H	UTSA	53 48
												328	H	Jackson St.	99 63
-----															
Team's RPI: 134															
LAST 12 Division I GAMES:															
253	A	Ga. Southern	74 53	113	A	Houston	65 61								
176	A	Georgia St.	48 50	164	A	Oral Roberts	80 62								
246	A	SMU	66 41	298	A	Incarnate Word	97 49								
43	H	Southern California	61 73	241	A	San Francisco	80 73								
311	H	UTSA	53 48	110	A	Fresno St.	61 70								
50	H	Arkansas	65 66	128	H	Grambling	78 54								

Non-Div I Games:

UT Arlington



Average RPI Win:	209	WON-LOST	WINNING	LAST 10	STRENGTH OF	OPP. STRENGTH	TEAM	ADJ.	CONF.	ADJ CONF.
Average RPI Loss:	102	RECORD	PCT. RANK	GAMES	SCHEDULE	OF SCHEDULE	RPI	RPI	RPI	RPI
DIV. I ONLY	7- 4	103	7-3	254	63	117	117	20	20	
DIV. I NON-CONF.	6- 3	91	0- 0	229	51	92	92	20	20	
<hr/>										
TOTALS	RPI 1-25	RPI 26-50	W-L RECORDS	RPI 51-100	RPI 101-150	RPI 150+				
7- 4	0- 1	0- 0	OVERALL	0- 1	1- 1	6- 1				
4- 0	0- 0	0- 0	HOME	0- 0	0- 0	4- 0				
3- 4	0- 1	0- 0	AWAY	0- 1	1- 1	2- 1				
0- 0	0- 0	0- 0	NEUTRAL	0- 0	0- 0	0- 0				
6- 3	0- 1	0- 0	NON-CONFERENCE	0- 1	1- 1	5- 0				
4- 0	0- 0	0- 0	HOME	0- 0	0- 0	4- 0				
2- 3	0- 1	0- 0	AWAY	0- 1	1- 1	1- 0				
0- 0	0- 0	0- 0	NEUTRAL	0- 0	0- 0	0- 0				
1- 1	0- 0	0- 0	CONFERENCE	0- 0	0- 0	1- 1				
0- 0	0- 0	0- 0	HOME	0- 0	0- 0	0- 0				
1- 1	0- 0	0- 0	AWAY	0- 0	0- 0	1- 1				
0- 0	0- 0	0- 0	NEUTRAL	0- 0	0- 0	0- 0				

RPI 1-25				RPI 26-50				RPI 51-100				RPI 101+				Team's RPI: 117
RPI	S	Opponent	Score	RPI	S	Opponent	Score	RPI	S	Opponent	Score	RPI	S	Opponent	Score	
8	A	Louisville	62 102					83	A	Northwestern	64 90	107	A	IUPUI	72 73	
												124	A	Chattanooga	81 79	
												153	H	Southern Ill.	95 94	
												185	H	Arkansas St.	97 91	
												206	A	Southeast Mo. St.	80 73	
												208	H	Samford	89 68	
												209	A	Eastern Ill.	71 77	
												260	H	Mississippi Val.	110 51	
												324	A	Lipscomb	62 53	
<hr/>																
LAST 12 Division I GAMES:																
206	A	Southeast Mo. St.	80 73	124	A	Chattanooga	81 79									
209	A	Eastern Ill.	71 77	83	A	Northwestern	64 90									
260	H	Mississippi Val.	110 51	185	H	Arkansas St.	97 91									
324	A	Lipscomb	62 53	107	A	IUPUI	72 73									
8	A	Louisville	62 102	153	H	Southern Ill.	95 94									
				208	H	Samford	89 68									

Non-Div I Games: Ala.-Huntsville 100 69 Christian Bros. 108 82

UT Martin



Average RPI Win:	295	WON-LOST	WINNING	LAST 10	STRENGTH OF	OPP. STRENGTH	TEAM	ADJ.	CONF.	ADJ CONF.
Average RPI Loss:	155	RECORD	PCT. RANK	GAMES	SCHEDULE	OF SCHEDULE	RPI	RPI	RPI	RPI
DIV. I ONLY	4- 10	267	2-8	198	319	279	279	17	17	
DIV. I NON-CONF.	3- 10	278	0- 0	173	314	298	298	19	19	
<hr/>										
TOTALS	RPI 1-25	RPI 26-50	W-L RECORDS	RPI 51-100	RPI 101-150	RPI 150+				
4- 10	0- 0	0- 1	OVERALL	0- 1	0- 2	4- 6				
2- 5	0- 0	0- 0	HOME	0- 0	0- 1	2- 4				
1- 4	0- 0	0- 1	AWAY	0- 1	0- 1	1- 1				
1- 1	0- 0	0- 0	NEUTRAL	0- 0	0- 0	1- 1				
3- 10	0- 0	0- 1	NON-CONFERENCE	0- 1	0- 2	3- 6				
2- 5	0- 0	0- 0	HOME	0- 0	0- 1	2- 4				
0- 4	0- 0	0- 1	AWAY	0- 1	0- 1	0- 1				
1- 1	0- 0	0- 0	NEUTRAL	0- 0	0- 0	1- 1				
1- 0	0- 0	0- 0	CONFERENCE	0- 0	0- 0	1- 0				
0- 0	0- 0	0- 0	HOME	0- 0	0- 0	0- 0				
1- 0	0- 0	0- 0	AWAY	0- 0	0- 0	1- 0				
0- 0	0- 0	0- 0	NEUTRAL	0- 0	0- 0	0- 0				

RPI	S	Opponent	Score	RPI	S	Opponent	Score	RPI	S	Opponent	Score	RPI	S	Opponent	Score	Team's RPI: 279
44	A	New Mexico	51 69	58	A	Arizona	40 62	126	H	Portland St.	61 89	144	A	Tulsa	45 66	
								158	H	Abilene Christian	69 70	160	H	New Mexico St.	65 69	
								161	N	Akron	57 64	179	H	Nicholls St.	56 58	
								185	H	Arkansas St.	66 67	218	N	Western Ill.	84 72	
								300	H	CSU Bakersfield	53 47	311	A	UTSA	73 60	
								339	A	Weber St.	63 68	350	H	Alcorn	77 51	
<hr/>																
LAST 12 Division I GAMES:																
311	A	UTSA	73 60	44	A	New Mexico	51 69	185	H	Arkansas St.	66 67	339	A	Weber St.	63 68	
144	A	Tulsa	45 66	158	H	Abilene Christian	69 70	179	H	Nicholls St.	56 58	160	H	New Mexico St.	65 69	
161	N	Akron	57 64	126	H	Portland St.	61 89									

Non-Div I Games:

UTEP



Average RPI Win: **269**  
 Average RPI Loss: **161**

WON-LOST  
RECORD

WINNING  
PCT. RANK

LAST 10  
GAMES

STRENGTH OF  
SCHEDULE

OPP. STRENGTH  
OF SCHEDULE

TEAM  
RPI

ADJ.  
RPI

CONF.  
RPI

ADJ CONF.  
RPI

DIV. I ONLY	5- 7	208	5-5	278	221	255	255	30	30
DIV. I NON-CONF.	4- 7	228	0- 0	267	206	261	261	30	30
-----									
TOTALS	RPI 1-25	RPI 26-50	W-L RECORDS	RPI 51-100	RPI 101-150	RPI 150+			
5- 7	0- 1	0- 2	OVERALL	0- 0	0- 0	5- 4			
3- 3	0- 0	0- 1	HOME	0- 0	0- 0	3- 2			
2- 4	0- 1	0- 1	AWAY	0- 0	0- 0	2- 2			
0- 0	0- 0	0- 0	NEUTRAL	0- 0	0- 0	0- 0			
4- 7	0- 1	0- 2	NON-CONFERENCE	0- 0	0- 0	4- 4			
2- 3	0- 0	0- 1	HOME	0- 0	0- 0	2- 2			
2- 4	0- 1	0- 1	AWAY	0- 0	0- 0	2- 2			
0- 0	0- 0	0- 0	NEUTRAL	0- 0	0- 0	0- 0			
1- 0	0- 0	0- 0	CONFERENCE	0- 0	0- 0	1- 0			
1- 0	0- 0	0- 0	HOME	0- 0	0- 0	1- 0			
0- 0	0- 0	0- 0	AWAY	0- 0	0- 0	0- 0			
0- 0	0- 0	0- 0	NEUTRAL	0- 0	0- 0	0- 0			

RPI 1-25				RPI 26-50				RPI 51-100				RPI 101+ Team's RPI: 255			
RPI	S	Opponent	Score	RPI	S	Opponent	Score	RPI	S	Opponent	Score	RPI	S	Opponent	Score
4	A	Baylor	37 98	36	H	Texas	66 81					157	H	Prairie View	57 50
				42	A	Texas A&M	61 84					188	A	Massachusetts	70 74
												257	H	Texas Southern	55 69
												270	H	California Baptist	60 56
												292	A	A&M-Corpus Christi	70 57
												292	H	A&M-Corpus Christi	49 59
												308	H	Louisiana	75 60
												311	A	UTSA	58 61
												318	A	Canisius	57 53
LAST 12 Division I GAMES:															
270	H	California Baptist	60 56	308	H	Louisiana	75 60	157	H	Prairie View	57 50				
4	A	Baylor	37 98	188	A	Massachusetts	70 74	318	A	Canisius	57 53				
42	A	Texas A&M	61 84	311	A	UTSA	58 61	292	H	A&M-Corpus Christi	49 59				
36	H	Texas	66 81												
257	H	Texas Southern	55 69												
292	A	A&M-Corpus Christi	70 57												

Non-Div I Games: Texas Lutheran 82 38 UNKNOWN 74 43

UTRGV

Loss, Non-Conf, S Site, H Home A Away N Neutral



Average RPI Win:	273	WON-LOST	WINNING	LAST 10	STRENGTH OF	OPP. STRENGTH	TEAM	ADJ.	CONF.	ADJ CONF.
Average RPI Loss:	153	RECORD	PCT. RANK	GAMES	SCHEDULE	OF SCHEDULE	RPI	RPI	RPI	RPI
DIV. I ONLY	3- 8	274	4-6	235	242	311	311	17	17	
DIV. I NON-CONF.	3- 7	256	0- 0	198	239	289	289	19	19	
-----										
TOTALS	RPI 1-25	RPI 26-50	W-L RECORDS	RPI 51-100	RPI 101-150	RPI 150+				
3- 8	0- 0	0- 1	OVERALL	0- 0	0- 4	3- 3				
3- 4	0- 0	0- 0	HOME	0- 0	0- 2	3- 1				
0- 3	0- 0	0- 1	AWAY	0- 0	0- 2	0- 0				
0- 1	0- 0	0- 0	NEUTRAL	0- 0	0- 0	0- 1				
3- 7	0- 0	0- 1	NON-CONFERENCE	0- 0	0- 4	3- 2				
3- 3	0- 0	0- 0	HOME	0- 0	0- 2	3- 1				
0- 3	0- 0	0- 1	AWAY	0- 0	0- 2	0- 0				
0- 1	0- 0	0- 0	NEUTRAL	0- 0	0- 0	0- 1				
0- 1	0- 0	0- 0	CONFERENCE	0- 0	0- 0	0- 1				
0- 1	0- 0	0- 0	HOME	0- 0	0- 0	0- 1				
0- 0	0- 0	0- 0	AWAY	0- 0	0- 0	0- 0				
0- 0	0- 0	0- 0	NEUTRAL	0- 0	0- 0	0- 0				

RPI 1-25				RPI 26-50				RPI 51-100				RPI 101+ Team's RPI : 311			
RPI	S	Opponent	Score	RPI	S	Opponent	Score	RPI	S	Opponent	Score	RPI	S	Opponent	Score
				36	A	Texas	54 98					101	A	Seton Hall I	53 84
												107	H	IUPUI	50 58
												125	H	Texas St.	60 68
												134	A	UT Arlington	48 53
												154	H	Utah St.	56 62
												225	H	San Diego	87 77
												255	H	UTRGV	61 58
												279	H	UTEP	60 73
												287	N	UMBC	58 72
												339	H	Weber St.	66 59
LAST 12 Division I GAMES:															
279	H	UTEP	60 73	107	H	IUPUI	50 58								
134	A	UT Arlington	48 53	125	H	Texas St.	60 68								
225	H	San Diego	87 77	255	H	UTRGV	61 58								
154	H	Utah St.	56 62	101	A	Seton Hall I	53 84								
36	A	Texas	54 98	287	N	UMBC	58 72								
339	H	Weber St.	66 59												

Non-Div I Games: Concordia (TX) 78 51 Tex. A&M-Kingsville 86 55

UTSA



Average RPI Win:	197	WON-LOST	WINNING	LAST 10	STRENGTH OF	OPP. STRENGTH	TEAM	ADJ.	CONF.	ADJ CONF.
Average RPI Loss:	14	RECORD	PCT. RANK	GAMES	SCHEDULE	OF SCHEDULE	RPI	RPI	RPI	RPI
DIV. I ONLY	13- 1	10	9-1	233	91	56	56	2	2	
DIV. I NON-CONF.	11- 0	1	1- 0	337	134	84	84	2	2	
-----										
TOTALS	RPI 1-25	RPI 26-50	W-L RECORDS	RPI 51-100	RPI 101-150	RPI 150+				
13- 1	0- 1	1- 0	OVERALL	2- 0	2- 0	8- 0				
8- 1	0- 1	1- 0	HOME	1- 0	2- 0	4- 0				
3- 0	0- 0	0- 0	AWAY	1- 0	0- 0	2- 0				
2- 0	0- 0	0- 0	NEUTRAL	0- 0	0- 0	2- 0				
11- 0	0- 0	1- 0	NON-CONFERENCE	0- 0	2- 0	8- 0				
7- 0	0- 0	1- 0	HOME	0- 0	2- 0	4- 0				
2- 0	0- 0	0- 0	AWAY	0- 0	0- 0	2- 0				
2- 0	0- 0	0- 0	NEUTRAL	0- 0	0- 0	2- 0				
2- 1	0- 1	0- 0	CONFERENCE	2- 0	0- 0	0- 0				
1- 1	0- 1	0- 0	HOME	1- 0	0- 0	0- 0				
1- 0	0- 0	0- 0	AWAY	1- 0	0- 0	0- 0				
0- 0	0- 0	0- 0	NEUTRAL	0- 0	0- 0	0- 0				

RPI	S	Opponent	Score	RPI	S	Opponent	Score	RPI	S	Opponent	Score	RPI	S	Opponent	Score
14	H	Arizona St.	63 65	37	H	BYU	78 67	58	H	Arizona	80 64	104	H	Idaho St.	74 60
								89	A	Colorado	76 61	109	H	Alabama	72 62
												226	N	Florida	74 58
												229	A	Eastern Wash.	95 51
												233	A	Nevada	74 52
												238	H	Long Beach St.	82 59
												273	H	Utah Valley	85 47
												284	N	Hawaii	73 48
												338	H	Seattle U	89 62
												339	H	Weber St.	77 56
-----															
Team's RPI: 56															
LAST 12 Division I GAMES:															
58	H	Arizona	80 64	284	N	Hawaii	73 48								
14	H	Arizona St.	63 65	273	H	Utah Valley	85 47								
89	A	Colorado	76 61	338	H	Seattle U	89 62								
226	N	Florida	74 58	229	A	Eastern Wash.	95 51								
339	H	Weber St.	77 56	104	H	Idaho St.	74 60								
37	H	BYU	78 67	238	H	Long Beach St.	82 59								

Non-Div I Games:

Utah



Average RPI Win:	215	WON-LOST	WINNING	LAST 10	STRENGTH OF	OPP. STRENGTH	TEAM	ADJ.	CONF.	ADJ CONF.
Average RPI Loss:	98	RECORD	PCT. RANK	GAMES	SCHEDULE	OF SCHEDULE	RPI	RPI	RPI	RPI
DIV. I ONLY	6- 7	188	5-5	133	72	154	154	10	10	
DIV. I NON-CONF.	4- 6	212	0- 0	105	62	159	159	10	10	
-----										
TOTALS	RPI 1-25	RPI 26-50	W-L RECORDS	RPI 51-100	RPI 101-150	RPI 150+				
6- 7	0- 1	0- 2	OVERALL	0- 1	1- 1	5- 2				
2- 3	0- 1	0- 1	HOME	0- 0	0- 0	2- 1				
4- 2	0- 0	0- 0	AWAY	0- 0	1- 1	3- 1				
0- 2	0- 0	0- 1	NEUTRAL	0- 1	0- 0	0- 0				
4- 6	0- 1	0- 2	NON-CONFERENCE	0- 1	1- 0	3- 2				
1- 3	0- 1	0- 1	HOME	0- 0	0- 0	1- 1				
3- 1	0- 0	0- 0	AWAY	0- 0	1- 0	2- 1				
0- 2	0- 0	0- 1	NEUTRAL	0- 1	0- 0	0- 0				
2- 1	0- 0	0- 0	CONFERENCE	0- 0	0- 1	2- 0				
1- 0	0- 0	0- 0	HOME	0- 0	0- 0	1- 0				
1- 1	0- 0	0- 0	AWAY	0- 0	0- 1	1- 0				
0- 0	0- 0	0- 0	NEUTRAL	0- 0	0- 0	0- 0				

RPI 1-25				RPI 26-50				RPI 51-100				RPI 101+				Team's RPI: 154
RPI	S	Opponent	Score	RPI	S	Opponent	Score	RPI	S	Opponent	Score	RPI	S	Opponent	Score	
7	H	Oregon	58 88	37	H	BYU	57 62	89	N	Colorado	68 78	102	A	Washington St.	72 61	
				43	N	Southern Cal i forni a	46 55					110	A	Fresno St.	59 70	
												165	A	Portland	54 61	
												177	A	North Texas	57 41	
												192	A	Air Force	48 44	
												233	H	Nevada	79 76	
												238	H	Long Beach St.	48 50	
												273	H	Utah Valley	67 62	
												311	A	UTSA	62 56	
LAST 12 Division I GAMES:																
192	A	Air Force	48 44	110	A	Fresno St.	59 70									
233	H	Nevada	79 76	165	A	Portland	54 61									
238	H	Long Beach St.	48 50	89	N	Colorado	68 78									
273	H	Utah Valley	67 62	43	N	Southern Cal i forni a	46 55									
177	A	North Texas	57 41	37	H	BYU	57 62									
311	A	UTSA	62 56	7	H	Oregon	58 88									

Non-Div I Games: Northern N.M. 106 35

Utah St.



Average RPI Win:	292	WON-LOST	WINNING	LAST 10	STRENGTH OF	OPP. STRENGTH	TEAM	ADJ.	CONF.	ADJ CONF.
Average RPI Loss:	135	RECORD	PCT. RANK	GAMES	SCHEDULE	OF SCHEDULE	RPI	RPI	RPI	RPI
DIV. I ONLY	5- 7	208	4-6	267	282	273	273	30	30	
DIV. I NON-CONF.	3- 7	256	0- 0	207	223	280	280	30	30	
-----										
TOTALS	RPI 1-25	RPI 26-50	W-L RECORDS	RPI 51-100	RPI 101-150	RPI 150+				
5- 7	0- 0	0- 1	OVERALL	0- 1	0- 1	5- 4				
5- 2	0- 0	0- 1	HOME	0- 0	0- 0	5- 1				
0- 5	0- 0	0- 0	AWAY	0- 1	0- 1	0- 3				
0- 0	0- 0	0- 0	NEUTRAL	0- 0	0- 0	0- 0				
3- 7	0- 0	0- 1	NON-CONFERENCE	0- 1	0- 1	3- 4				
3- 2	0- 0	0- 1	HOME	0- 0	0- 0	3- 1				
0- 5	0- 0	0- 0	AWAY	0- 1	0- 1	0- 3				
0- 0	0- 0	0- 0	NEUTRAL	0- 0	0- 0	0- 0				
2- 0	0- 0	0- 0	CONFERENCE	0- 0	0- 0	2- 0				
2- 0	0- 0	0- 0	HOME	0- 0	0- 0	2- 0				
0- 0	0- 0	0- 0	AWAY	0- 0	0- 0	0- 0				
0- 0	0- 0	0- 0	NEUTRAL	0- 0	0- 0	0- 0				

RPI	S	Opponent	Score	RPI	S	Opponent	Score	RPI	S	Opponent	Score	RPI	S	Opponent	Score	Team's RPI: 273
37	H	BYU	51 77	56	A	Utah	47 85	104	A	Idaho St.	68 80	154	A	Utah St.	62 67	
								165	H	Portland	60 65	194	H	UC Riverside	56 53	
								214	A	Cal St. Fullerton	55 56	215	A	Southern Utah	59 60	
								291	H	UC Santa Barbara	63 54	300	H	CSU Bakersfield	78 70	
								336	H	Grand Canyon	57 46	339	H	Weber St.	65 59	
-----																
LAST 12 Division I GAMES:																
336	H	Grand Canyon	57 46	300	H	CSU Bakersfield	78 70	215	A	Southern Utah	59 60	56	A	Utah	47 85	
214	A	Cal St. Fullerton	55 56	56	A	Utah	47 85	37	H	BYU	51 77	165	H	Portland	60 65	
194	H	UC Riverside	56 53	37	H	BYU	51 77	165	H	Portland	60 65	291	H	UC Santa Barbara	63 54	
339	H	Weber St.	65 59	165	H	Portland	60 65	291	H	UC Santa Barbara	63 54					
154	A	Utah St.	62 67													
104	A	Idaho St.	68 80													

Non-Div I Games: Ottawa (AZ) 90 61 La Verne 86 79 Arizona Christian 76 68

Utah Valley



Average RPI Win:	234	WON-LOST	WINNING	LAST 10	STRENGTH OF	OPP. STRENGTH	TEAM	ADJ.	CONF.	ADJ CONF.
Average RPI Loss:	94	RECORD	PCT. RANK	GAMES	SCHEDULE	OF SCHEDULE	RPI	RPI	RPI	RPI
DIV. I ONLY	10- 5	89	6-4	283	139	163	163	16	16	
DIV. I NON-CONF.	8- 5	120	0- 0	249	132	150	150	18	18	
-----										
TOTALS	RPI 1-25	RPI 26-50	W-L RECORDS	RPI 51-100	RPI 101-150	RPI 150+				
10- 5	0- 0	0- 1	OVERALL	2- 1	1- 3	7- 0				
6- 1	0- 0	0- 0	HOME	1- 0	0- 1	5- 0				
3- 3	0- 0	0- 1	AWAY	1- 1	1- 1	1- 0				
1- 1	0- 0	0- 0	NEUTRAL	0- 0	0- 1	1- 0				
8- 5	0- 0	0- 1	NON-CONFERENCE	2- 1	1- 3	5- 0				
4- 1	0- 0	0- 0	HOME	1- 0	0- 1	3- 0				
3- 3	0- 0	0- 1	AWAY	1- 1	1- 1	1- 0				
1- 1	0- 0	0- 0	NEUTRAL	0- 0	0- 1	1- 0				
2- 0	0- 0	0- 0	CONFERENCE	0- 0	0- 0	2- 0				
2- 0	0- 0	0- 0	HOME	0- 0	0- 0	2- 0				
0- 0	0- 0	0- 0	AWAY	0- 0	0- 0	0- 0				
0- 0	0- 0	0- 0	NEUTRAL	0- 0	0- 0	0- 0				

RPI 1-25				RPI 26-50				RPI 51-100				RPI 101+				Team's RPI: 163	
RPI	S	Opponent	Score	RPI	S	Opponent	Score	RPI	S	Opponent	Score	RPI	S	Opponent	Score		
				41	A	North Carolina	47 59										
								61	A	Old Dominion	57 60	107	N	IUPUI	61 63		
								86	A	Georgetown	47 45	129	H	Radford	49 54		
								93	H	Wake Forest	53 40	132	A	Cincinnati	54 66		
												137	A	William & Mary	72 55		
												162	H	UNCW	58 47		
												256	H	La Salle	68 38		
												283	A	N.C. A&T	54 48		
												289	H	Saint Joseph's	59 40		
												339	N	Weber St.	64 36		
												344	H	Longwood	84 55		
												346	H	Delaware St.	97 55		
LAST 12 Division I GAMES:																	
				289	H	Saint Joseph's	59 40					256	H	La Salle	68 38		
				346	H	Delaware St.	97 55					86	A	Georgetown	47 45		
				283	A	N.C. A&T	54 48					162	H	UNCW	58 47		
				129	H	Radford	49 54					107	N	IUPUI	61 63		
				61	A	Old Dominion	57 60					339	N	Weber St.	64 36		
				132	A	Cincinnati	54 66					93	H	Wake Forest	53 40		

Non-Div I Games:

VCU



Average RPI Loss: 201

DIV. I ONLY	4- 9	256	4-6	310	329	310	310	13	13
DIV. I NON-CONF.	4- 8	241	0- 0	309	321	315	315	13	13
TOTALS	RPI 1-25	RPI 26-50	W-L RECORDS	RPI 51-100	RPI 101-150	RPI 150+			
4- 9	0- 0	0- 0	OVERALL	0- 1	0- 2	4- 6			
1- 5	0- 0	0- 0	HOME	0- 1	0- 1	1- 3			
2- 4	0- 0	0- 0	AWAY	0- 0	0- 1	2- 3			
1- 0	0- 0	0- 0	NEUTRAL	0- 0	0- 0	1- 0			
4- 8	0- 0	0- 0	NON-CONFERENCE	0- 1	0- 2	4- 5			
1- 5	0- 0	0- 0	HOME	0- 1	0- 1	1- 3			
2- 3	0- 0	0- 0	AWAY	0- 0	0- 1	2- 2			
1- 0	0- 0	0- 0	NEUTRAL	0- 0	0- 0	1- 0			
0- 1	0- 0	0- 0	CONFERENCE	0- 0	0- 0	0- 1			
0- 0	0- 0	0- 0	HOME	0- 0	0- 0	0- 0			
0- 1	0- 0	0- 0	AWAY	0- 0	0- 0	0- 1			
0- 0	0- 0	0- 0	NEUTRAL	0- 0	0- 0	0- 0			

RPI 1-25				RPI 26-50				RPI 51-100				RPI 101+				Team's RPI: 310	
RPI	S	Opponent	Score	RPI	S	Opponent	Score	RPI	S	Opponent	Score	RPI	S	Opponent	Score		
								91	H	Toledo	59 65	120	H	Miami (OH)	47 68		
												141	A	Illinois	54 73		
												171	H	North Dakota	56 62		
												190	A	Morehead St.	62 68		
												203	H	Bowling Green	72 79		
												209	H	Eastern Ill.	62 60		
												249	A	Loyola Chicago	54 80		
												272	N	St. Francis Brooklyn	78 76		
												323	H	North Dakota St.	48 51		
												325	A	UIC	65 75		
												337	A	Chicago St.	76 70		
												342	A	Purdue Fort Wayne	68 64		
LAST 12 Division I GAMES:																	
				203	H	Bowling Green	72 79	249	A	Loyola Chicago	54 80						
				342	A	Purdue Fort Wayne	68 64	91	H	Toledo	59 65						
				323	H	North Dakota St.	48 51	272	N	St. Francis Brooklyn	78 76						
				120	H	Miami (OH)	47 68	190	A	Morehead St.	62 68						
				209	H	Eastern Ill.	62 60	141	A	Illinois	54 73						
				337	A	Chicago St.	76 70	171	H	North Dakota	56 62						

Val parai so



Average RPI	Win: 268	WON-LOST	WINNING	LAST 10	STRENGTH OF	OPP. STRENGTH	TEAM	ADJ.	CONF.	ADJ CONF.
Average RPI	Loss: 58	RECORD	PCT. RANK	GAMES	SCHEDULE	OF SCHEDULE	RPI	RPI	RPI	RPI
DIV. I ONLY	5- 10	247	4-6	31	125	170	170	6	6	
DIV. I NON-CONF.	5- 8	224	0- 0	65	106	174	174	6	6	
-----										
TOTALS	RPI 1-25	RPI 26-50	W-L RECORDS	RPI 51-100	RPI 101-150	RPI 150+				
5- 10	0- 3	0- 3	OVERALL	0- 2	0- 1	5- 1				
4- 3	0- 1	0- 0	HOME	0- 0	0- 1	4- 1				
1- 4	0- 1	0- 2	AWAY	0- 1	0- 0	1- 0				
0- 3	0- 1	0- 1	NEUTRAL	0- 1	0- 0	0- 0				
5- 8	0- 3	0- 2	NON-CONFERENCE	0- 2	0- 0	5- 1				
4- 2	0- 1	0- 0	HOME	0- 0	0- 0	4- 1				
1- 3	0- 1	0- 1	AWAY	0- 1	0- 0	1- 0				
0- 3	0- 1	0- 1	NEUTRAL	0- 1	0- 0	0- 0				
0- 2	0- 0	0- 1	CONFERENCE	0- 0	0- 1	0- 0				
0- 1	0- 0	0- 0	HOME	0- 0	0- 1	0- 0				
0- 1	0- 0	0- 1	AWAY	0- 0	0- 0	0- 0				
0- 0	0- 0	0- 0	NEUTRAL	0- 0	0- 0	0- 0				

RPI 1-25				RPI 26-50				RPI 51-100				RPI 101+				Team's RPI: 170
RPI	S	Opponent	Score	RPI	S	Opponent	Score	RPI	S	Opponent	Score	RPI	S	Opponent	Score	
6	N	UConn	42 80	26	N	Miami (FL)	65 90	78	A	Middle Tenn.	58 65	117	H	Georgia	64 71	
9	A	NC State	54 74	27	A	Kentucky	55 77	80	N	Creighton	55 75	167	H	North Ala.	71 74	
20	H	Central Mich.	57 66	49	A	Kansas St.	61 72					196	A	Ball St.	60 43	
												208	H	Samford	77 52	
												295	H	Tennessee St.	89 63	
												312	H	Presbyterian	78 43	
												330	H	Austin Peay	99 70	
-----																
LAST 12 Division I GAMES:																
27	A	Kentucky	55 77	117	H	Georgia	64 71									
208	H	Samford	77 52	49	A	Kansas St.	61 72									
80	N	Creighton	55 75	312	H	Presbyterian	78 43									
26	N	Miami (FL)	65 90	295	H	Tennessee St.	89 63									
20	H	Central Mich.	57 66	6	N	UConn	42 80									
196	A	Ball St.	60 43	9	A	NC State	54 74									

Non-Div I Games:

Vanderbilt



Average RPI Win: 300  
Average RPI Loss: 183

Average RPI		WON-LOST RECORD	WINNING PCT. RANK	LAST 10 GAMES	STRENGTH OF SCHEDULE	OPP. STRENGTH OF SCHEDULE	TEAM RPI	ADJ. RPI	CONF. RPI	ADJ CONF. RPI
300	183	4- 10	267	2-8	259	317	313	313	23	23
DIV. I ONLY										
DIV. I NON-CONF.		3- 8	267	0- 1	225	319	302	302	24	24
TOTALS		RPI 1-25	RPI 26-50	W-L RECORDS		RPI 51-100	RPI 101-150	RPI 150+		
4- 10	0- 0		0- 0	OVERALL		0- 2	0- 2	4- 6		
3- 6	0- 0		0- 0	HOME		0- 1	0- 1	3- 4		
1- 4	0- 0		0- 0	AWAY		0- 1	0- 1	1- 2		
0- 0	0- 0		0- 0	NEUTRAL		0- 0	0- 0	0- 0		
3- 8	0- 0		0- 0	NON-CONFERENCE		0- 1	0- 2	3- 5		
2- 5	0- 0		0- 0	HOME		0- 0	0- 1	2- 4		
1- 3	0- 0		0- 0	AWAY		0- 1	0- 1	1- 1		
0- 0	0- 0		0- 0	NEUTRAL		0- 0	0- 0	0- 0		
1- 2	0- 0		0- 0	CONFERENCE		0- 1	0- 0	1- 1		
1- 1	0- 0		0- 0	HOME		0- 1	0- 0	1- 0		
0- 1	0- 0		0- 0	AWAY		0- 0	0- 0	0- 1		
0- 0	0- 0		0- 0	NEUTRAL		0- 0	0- 0	0- 0		

RPI 1-25				RPI 26-50				RPI 51-100				RPI 101+				Team's RPI: 313	
RPI	S	Opponent	Score	RPI	S	Opponent	Score	RPI	S	Opponent	Score	RPI	S	Opponent	Score		
								60	A	Kansas	36	77	119	H	Yale	55	58
								79	H	Maine	51	63	147	A	South Fla.	55	102
													174	H	Drexel	44	60
													186	H	Rhode Island	58	61
													221	H	Dartmouth	42	66
													230	H	Holy Cross	40	65
													258	H	Rider	54	49
													299	A	UMass Lowell	51	54
													301	H	Albany (NY)	52	39
													318	A	Canisius	46	67
													320	H	Wagner	56	54
													322	A	NJIT	71	63
LAST 12 Division I GAMES:																	
				79	H	Maine	51	63	174	H	Drexel	44	60				
				301	H	Albany (NY)	52	39	119	H	Yale	55	58				
				299	A	UMass Lowell	51	54	322	A	NJIT	71	63				
				60	A	Kansas	36	77	230	H	Holy Cross	40	65				
				318	A	Canisius	46	67	320	H	Wagner	56	54				
				147	A	South Fla.	55	102	186	H	Rhode Island	58	61				

Vermont



Average RPI Win:	164	WON-LOST	WINNING	LAST 10	STRENGTH OF	OPP. STRENGTH	TEAM	ADJ.	CONF.	ADJ CONF.
Average RPI Loss:	56	RECORD	PCT. RANK	GAMES	SCHEDULE	OF SCHEDULE	RPI	RPI	RPI	RPI
DIV. I ONLY	10- 4	69	7-3	44	86	33	33	5	5	
DIV. I NON-CONF.	8- 2	51	0- 0	99	113	29	29	5	5	
-----										
TOTALS	RPI 1-25	RPI 26-50	W-L RECORDS	RPI 51-100	RPI 101-150	RPI 150+				
10- 4	0- 2	0- 0	OVERALL	3- 1	2- 1	5- 0				
6- 1	0- 1	0- 0	HOME	2- 0	1- 0	3- 0				
4- 2	0- 1	0- 0	AWAY	1- 0	1- 1	2- 0				
0- 1	0- 0	0- 0	NEUTRAL	0- 1	0- 0	0- 0				
8- 2	0- 1	0- 0	NON-CONFERENCE	2- 1	2- 0	4- 0				
5- 0	0- 0	0- 0	HOME	2- 0	1- 0	2- 0				
3- 1	0- 1	0- 0	AWAY	0- 0	1- 0	2- 0				
0- 1	0- 0	0- 0	NEUTRAL	0- 1	0- 0	0- 0				
2- 2	0- 1	0- 0	CONFERENCE	1- 0	0- 1	1- 0				
1- 1	0- 1	0- 0	HOME	0- 0	0- 0	1- 0				
1- 1	0- 0	0- 0	AWAY	1- 0	0- 1	0- 0				
0- 0	0- 0	0- 0	NEUTRAL	0- 0	0- 0	0- 0				

RPI 1-25				RPI 26-50				Team's RPI: 33				RPI 51-100				RPI 101+			
RPI	S	Opponent	Score	RPI	S	Opponent	Score					RPI	S	Opponent	Score	RPI	S	Opponent	Score
17	H	Butler	55 63									55	N	Virginia Tech	59 61	111	A	Lehigh	70 48
23	A	UCF	56 71									80	A	Creighton	54 52	117	H	Georgia	62 56
												94	H	Hartford	59 41	130	A	Providence	61 67
												98	H	Princeton	67 46	152	H	Xavier	75 71
																199	A	George Washington	60 45
																245	H	Temple	76 68
																256	H	La Salle	81 68
																289	A	Saint Joseph's	47 35
-----																			
LAST 12 Division I GAMES:																			
80	A	Creighton	54 52	130	A	Providence	61 67												
152	H	Xavier	75 71	289	A	Saint Joseph's	47 35												
17	H	Butler	55 63	98	H	Princeton	67 46												
117	H	Georgia	62 56	23	A	UCF	56 71												
245	H	Temple	76 68	55	N	Virginia Tech	59 61												
199	A	George Washington	60 45	256	H	La Salle	81 68												

Non-Div I Games:

Villanova



Average RPI Win:	173	WON-LOST	WINNING	LAST 10	STRENGTH OF	OPP. STRENGTH	TEAM	ADJ.	CONF.	ADJ CONF.
Average RPI Loss:	71	RECORD	PCT. RANK	GAMES	SCHEDULE	OF SCHEDULE	RPI	RPI	RPI	RPI
DIV. I ONLY	6- 9	222	4-6	26	55	140	140	1	1	
DIV. I NON-CONF.	6- 7	172	0- 0	56	55	135	135	1	1	
-----										
TOTALS	RPI 1-25	RPI 26-50	W-L RECORDS	RPI 51-100	RPI 101-150	RPI 150+				
6- 9	0- 4	0- 1	OVERALL	1- 1	2- 2	3- 1				
4- 5	0- 3	0- 0	HOME	0- 0	1- 1	3- 1				
1- 3	0- 1	0- 1	AWAY	1- 1	0- 0	0- 0				
1- 1	0- 0	0- 0	NEUTRAL	0- 0	1- 1	0- 0				
6- 7	0- 3	0- 1	NON-CONFERENCE	1- 0	2- 2	3- 1				
4- 4	0- 2	0- 0	HOME	0- 0	1- 1	3- 1				
1- 2	0- 1	0- 1	AWAY	1- 0	0- 0	0- 0				
1- 1	0- 0	0- 0	NEUTRAL	0- 0	1- 1	0- 0				
0- 2	0- 1	0- 0	CONFERENCE	0- 1	0- 0	0- 0				
0- 1	0- 1	0- 0	HOME	0- 0	0- 0	0- 0				
0- 1	0- 0	0- 0	AWAY	0- 1	0- 0	0- 0				
0- 0	0- 0	0- 0	NEUTRAL	0- 0	0- 0	0- 0				

RPI 1-25				RPI 26-50				RPI 51-100				RPI 101+ Team's RPI: 140			
RPI	S	Opponent	Score	RPI	S	Opponent	Score	RPI	S	Opponent	Score	RPI	S	Opponent	Score
15	H	Mississippi St.	44 72	27	A	Kentucky	51 63	61	A	Old Domini on	73 67	109	N	Al abama	52 64
20	H	Central Mich.	61 74					97	A	Cl emson	65 71	127	H	Char lotte	65 61
22	H	Florida St.	61 63									129	H	Radford	44 57
24	A	Mi chi gan St.	66 91									147	N	South Fla.	74 67
												151	H	Ameri can	57 54
												195	H	Sai nt Loui s	65 67
												267	H	Coppin St.	55 41
												283	H	N. C. A&T	67 57
-----															
LAST 12 Division I GAMES:															
22	H	Florida St.	61 63	97	A	Cl emson	65 71	267	H	Coppin St.	55 41				
127	H	Char lotte	65 61					24	A	Mi chi gan St.	66 91				
147	N	South Fla.	74 67					195	H	Sai nt Loui s	65 67				
109	N	Al abama	52 64					20	H	Central Mi ch.	61 74				
129	H	Radford	44 57					283	H	N. C. A&T	67 57				
151	H	Ameri can	57 54												

Non-Div I Games:

Virginia



Average RPI	Win:	187	WON-LOST	WINNING	LAST 10	STRENGTH OF	OPP. STRENGTH	TEAM	ADJ.	CONF.	ADJ CONF.
Average RPI	Loss:	16	RECORD	PCT. RANK	GAMES	SCHEDULE	OF SCHEDULE	RPI	RPI	RPI	RPI
DIV. I ONLY		13- 2		20	8-2	207	44	55	55	1	1
DIV. I NON-CONF.		13- 0		1	0- 0	286	73	46	46	1	1
-----											
TOTALS	RPI 1-25		RPI 26-50		W-L RECORDS	RPI 51-100		RPI 101-150		RPI 150+	
13- 2	1- 1		1- 1		OVERALL	1- 0		2- 0		8- 0	
8- 1	1- 1		0- 0		HOME	0- 0		2- 0		5- 0	
1- 1	0- 0		0- 1		AWAY	0- 0		0- 0		1- 0	
4- 0	0- 0		1- 0		NEUTRAL	1- 0		0- 0		2- 0	
13- 0	1- 0		1- 0		NON-CONFERENCE	1- 0		2- 0		8- 0	
8- 0	1- 0		0- 0		HOME	0- 0		2- 0		5- 0	
1- 0	0- 0		0- 0		AWAY	0- 0		0- 0		1- 0	
4- 0	0- 0		1- 0		NEUTRAL	1- 0		0- 0		2- 0	
0- 2	0- 1		0- 1		CONFERENCE	0- 0		0- 0		0- 0	
0- 1	0- 1		0- 0		HOME	0- 0		0- 0		0- 0	
0- 1	0- 0		0- 1		AWAY	0- 0		0- 0		0- 0	
0- 0	0- 0		0- 0		NEUTRAL	0- 0		0- 0		0- 0	

RPI 1-25				RPI 26-50				RPI 51-100				RPI 101+			
RPI	S	Opponent	Score	RPI	S	Opponent	Score	RPI	S	Opponent	Score	RPI	S	Opponent	Score
5	H	Syracuse	73 75	26	A	Miami (FL)	61 68	76	N	Dayton	69 57	124	H	Chattanooga	74 59
19	H	Rutgers	67 51	33	N	Villanova	61 59					129	H	Radford	55 44
												166	N	Ohio St.	81 73
												204	H	Mt. St. Mary's	83 51
												216	H	Monmouth	82 49
												253	H	Ga. Southern	78 49
												271	A	Liberty	72 61
												275	N	Richmond	85 57
												326	H	USC Upstate	96 45
												344	H	Longwood	93 39
-----															
LAST 12 Division I GAMES:															
26	A	Miami (FL)	61 68	5	H	Syracuse	73 75								
344	H	Longwood	93 39	19	H	Rutgers	67 51								
166	N	Ohio St.	81 73	275	N	Richmond	85 57								
76	N	Dayton	69 57	33	N	Villanova	61 59								
204	H	Mt. St. Mary's	83 51	124	H	Chattanooga	74 59								
129	H	Radford	55 44	216	H	Monmouth	82 49								

Non-Div I Games:

Virginia Tech



Average RPI Win:	311	WON-LOST	WINNING	LAST 10	STRENGTH OF	OPP. STRENGTH	TEAM	ADJ.	CONF.	ADJ CONF.
Average RPI Loss:	225	RECORD	PCT. RANK	GAMES	SCHEDULE	OF SCHEDULE	RPI	RPI	RPI	RPI
DIV. I ONLY	2- 10	311	2-8	265	349	320	320	31	31	
DIV. I NON-CONF.	1- 9	326	0- 1	251	344	335	335	31	31	
-----										
TOTALS	RPI 1-25	RPI 26-50	W-L RECORDS	RPI 51-100	RPI 101-150	RPI 150+				
2- 10	0- 0	0- 0	OVERALL	0- 0	0- 4	2- 6				
0- 3	0- 0	0- 0	HOME	0- 0	0- 1	0- 2				
2- 6	0- 0	0- 0	AWAY	0- 0	0- 3	2- 3				
0- 1	0- 0	0- 0	NEUTRAL	0- 0	0- 0	0- 1				
1- 9	0- 0	0- 0	NON-CONFERENCE	0- 0	0- 4	1- 5				
0- 3	0- 0	0- 0	HOME	0- 0	0- 1	0- 2				
1- 5	0- 0	0- 0	AWAY	0- 0	0- 3	1- 2				
0- 1	0- 0	0- 0	NEUTRAL	0- 0	0- 0	0- 1				
1- 1	0- 0	0- 0	CONFERENCE	0- 0	0- 0	1- 1				
0- 0	0- 0	0- 0	HOME	0- 0	0- 0	0- 0				
1- 1	0- 0	0- 0	AWAY	0- 0	0- 0	1- 1				
0- 0	0- 0	0- 0	NEUTRAL	0- 0	0- 0	0- 0				

RPI 1-25				RPI 26-50				RPI 51-100				RPI 101+				Team's RPI: 320
RPI	S	Opponent	Score	RPI	S	Opponent	Score	RPI	S	Opponent	Score	RPI	S	Opponent	Score	
												101	A	Seton Hall I	40	95
												114	A	Fordham	59	80
												119	H	Yale	41	74
												133	A	Stony Brook	45	70
												269	N	Siena	71	74
												272	A	St. Francis Brooklyn	61	76
												277	A	Central Conn. St.	75	63
												297	A	Saint Peter's	57	69
												305	H	Army West Point	46	61
												313	A	Vermont	54	56
												327	H	Lafayette	43	66
												344	A	Longwood	86	60
-----																
LAST 12 Division I GAMES:																
277	A	Central Conn. St.	75	63	269	N	Siena	71	74	313	A	Vermont	54	56		
272	A	St. Francis Brooklyn	61	76	327	H	Lafayette	43	66	344	A	Longwood	86	60		
133	A	Stony Brook	45	70	114	A	Fordham	59	80	101	A	Seton Hall I	40	95		
305	H	Army West Point	46	61												
297	A	Saint Peter's	57	69												
119	H	Yale	41	74												

Non-Div I Games: Staten Island 86 59

Wagner



Average RPI Win:	181	WON-LOST	WINNING	LAST 10	STRENGTH OF	OPP. STRENGTH	TEAM	ADJ.	CONF.	ADJ CONF.
Average RPI Loss:	107	RECORD	PCT. RANK	GAMES	SCHEDULE	OF SCHEDULE	RPI	RPI	RPI	RPI
DIV. I ONLY	9- 5	99	6-4	37	225	93	93	1	1	
DIV. I NON-CONF.	9- 4	85	0- 0	58	251	74	74	1	1	
-----										
TOTALS	RPI 1-25	RPI 26-50	W-L RECORDS	RPI 51-100	RPI 101-150	RPI 150+				
9- 5	0- 1	0- 1	OVERALL	2- 0	2- 0	5- 3				
7- 3	0- 1	0- 1	HOME	2- 0	1- 0	4- 1				
1- 2	0- 0	0- 0	AWAY	0- 0	1- 0	0- 2				
1- 0	0- 0	0- 0	NEUTRAL	0- 0	0- 0	1- 0				
9- 4	0- 1	0- 0	NON-CONFERENCE	2- 0	2- 0	5- 3				
7- 2	0- 1	0- 0	HOME	2- 0	1- 0	4- 1				
1- 2	0- 0	0- 0	AWAY	0- 0	1- 0	0- 2				
1- 0	0- 0	0- 0	NEUTRAL	0- 0	0- 0	1- 0				
0- 1	0- 0	0- 1	CONFERENCE	0- 0	0- 0	0- 0				
0- 1	0- 0	0- 1	HOME	0- 0	0- 0	0- 0				
0- 0	0- 0	0- 0	AWAY	0- 0	0- 0	0- 0				
0- 0	0- 0	0- 0	NEUTRAL	0- 0	0- 0	0- 0				

RPI 1-25				RPI 26-50				RPI 51-100				Team's RPI : 93				RPI 101+			
RPI	S	Opponent	Score	RPI	S	Opponent	Score	RPI	S	Opponent	Score	RPI	S	Opponent	Score	RPI	S	Opponent	Score
12	H	Indiana	73 87	26	H	Miami (FL)	57 72	62	H	St. John's (NY)	64 59	121	H	Towson	60 53				
								65	H	James Madison	50 49	127	A	Charlotte	69 43				
												152	H	Xavier	50 62				
												163	A	VCU	40 53				
												173	H	Mercer	69 54				
												184	A	East Carolina	61 70				
												198	H	UMES	78 67				
												275	H	Richmond	62 48				
												302	H	Norfolk St.	63 61				
												307	N	South Carolina St.	58 44				
LAST 12 Division I GAMES:																			
302	H	Norfolk St.	63 61	26	H	Miami (FL)	57 72	12	H	Indiana	73 87	184	A	East Carolina	61 70				
307	N	South Carolina St.	58 44									152	H	Xavier	50 62				
65	H	James Madison	50 49									163	A	VCU	40 53				
198	H	UMES	78 67									275	H	Richmond	62 48				
127	A	Charlotte	69 43																
62	H	St. John's (NY)	64 59																

Non-Div I Games:

Wake Forest



Average RPI Win:	176	WON-LOST	WINNING	LAST 10	STRENGTH OF	OPP. STRENGTH	TEAM	ADJ.	CONF.	ADJ CONF.
Average RPI Loss:	62	RECORD	PCT. RANK	GAMES	SCHEDULE	OF SCHEDULE	RPI	RPI	RPI	RPI
DIV. I ONLY	7- 8	182	4-6	22	88	115	115	2	2	
DIV. I NON-CONF.	7- 5	132	0- 1	42	135	94	94	2	2	
-----										
TOTALS	RPI 1-25	RPI 26-50	W-L RECORDS	RPI 51-100	RPI 101-150	RPI 150+				
7- 8	0- 2	1- 1	OVERALL	1- 3	0- 2	5- 0				
5- 3	0- 1	0- 1	HOME	1- 0	0- 1	4- 0				
1- 3	0- 1	0- 0	AWAY	0- 2	0- 0	1- 0				
1- 2	0- 0	1- 0	NEUTRAL	0- 1	0- 1	0- 0				
7- 5	0- 1	1- 1	NON-CONFERENCE	1- 2	0- 1	5- 0				
5- 2	0- 1	0- 1	HOME	1- 0	0- 0	4- 0				
1- 1	0- 0	0- 0	AWAY	0- 1	0- 0	1- 0				
1- 2	0- 0	1- 0	NEUTRAL	0- 1	0- 1	0- 0				
0- 3	0- 1	0- 0	CONFERENCE	0- 1	0- 1	0- 0				
0- 1	0- 0	0- 0	HOME	0- 0	0- 1	0- 0				
0- 2	0- 1	0- 0	AWAY	0- 1	0- 0	0- 0				
0- 0	0- 0	0- 0	NEUTRAL	0- 0	0- 0	0- 0				

RPI 1-25				RPI 26-50				RPI 51-100				RPI 101+ Team's RPI: 115			
RPI	S	Opponent	Score	RPI	S	Opponent	Score	RPI	S	Opponent	Score	RPI	S	Opponent	Score
7	A	Oregon	71 84	31	N	Duke	71 64	66	A	Oregon St.	67 78	102	H	Washington St.	76 79
15	H	Mississippi St.	56 103	45	H	Boise St.	69 73	71	N	Michigan	73 80	114	N	Fordham	57 65
								72	A	Tulane	51 63	166	H	Ohio St.	69 59
								75	H	Montana	69 54	201	H	George Mason	81 52
												205	H	Northern Ariz.	81 59
												214	H	Cal St. Fullerton	83 74
												338	A	Seattle U	69 58
-----															
LAST 12 Division I GAMES:															
71	N	Michigan	73 80	45	H	Boise St.	69 73	166	H	Ohio St.	69 59	201	H	George Mason	81 52
114	N	Fordham	57 65	75	H	Montana	69 54	338	A	Seattle U	69 58	31	N	Duke	71 64
66	A	Oregon St.	67 78												
7	A	Oregon	71 84												
102	H	Washington St.	76 79												
15	H	Mississippi St.	56 103												

Non-Div I Games:

Washington



Average RPI Win:	153	WON-LOST	WINNING	LAST 10	STRENGTH OF	OPP. STRENGTH	TEAM	ADJ.	CONF.	ADJ CONF.
Average RPI Loss:	74	RECORD	PCT. RANK	GAMES	SCHEDULE	OF SCHEDULE	RPI	RPI	RPI	RPI
DIV. I ONLY	6- 8	202	5-5	20	66	102	102	2	2	
DIV. I NON-CONF.	5- 6	177	1- 0	52	96	143	143	2	2	
-----										
TOTALS	RPI 1-25	RPI 26-50	W-L RECORDS	RPI 51-100	RPI 101-150	RPI 150+				
6- 8	0- 2	1- 1	OVERALL	1- 3	1- 0	3- 2				
3- 3	0- 0	1- 1	HOME	1- 1	0- 0	1- 1				
1- 4	0- 2	0- 0	AWAY	0- 1	1- 0	0- 1				
2- 1	0- 0	0- 0	NEUTRAL	0- 1	0- 0	2- 0				
5- 6	0- 1	1- 1	NON-CONFERENCE	1- 2	0- 0	3- 2				
3- 3	0- 0	1- 1	HOME	1- 1	0- 0	1- 1				
0- 2	0- 1	0- 0	AWAY	0- 0	0- 0	0- 1				
2- 1	0- 0	0- 0	NEUTRAL	0- 1	0- 0	2- 0				
1- 2	0- 1	0- 0	CONFERENCE	0- 1	1- 0	0- 0				
0- 0	0- 0	0- 0	HOME	0- 0	0- 0	0- 0				
1- 2	0- 1	0- 0	AWAY	0- 1	1- 0	0- 0				
0- 0	0- 0	0- 0	NEUTRAL	0- 0	0- 0	0- 0				

RPI 1-25				RPI 26-50				RPI 51-100				RPI 101+ Team's RPI: 102			
RPI	S	Opponent	Score	RPI	S	Opponent	Score	RPI	S	Opponent	Score	RPI	S	Opponent	Score
7	A	Oregon	58 98	39	H	Saint Mary's (CA)	64 70	60	N	Kansas	63 71	115	A	Washington	79 76
11	A	Gonzaga	53 76	45	H	Boise St.	95 71	66	A	Oregon St.	69 76	154	H	Utah St.	61 72
								88	H	Nebraska	87 84	156	A	CSUN	52 65
								99	H	UC Davis	62 75	187	N	Jacksonville St.	64 51
												241	H	San Francisco	91 61
												243	N	Wichita St.	85 59
-----															
LAST 12 Division I GAMES:															
187	N	Jacksonville St.	64 51	243	N	Wichita St.	85 59	45	H	Boise St.	95 71	241	H	San Francisco	91 61
7	A	Oregon	58 98	60	N	Kansas	63 71	88	H	Nebraska	87 84	156	A	CSUN	52 65
66	A	Oregon St.	69 76	11	A	Gonzaga	53 76	99	H	UC Davis	62 75	187	N	Jacksonville St.	64 51

Non-Div I Games:

Washington St.



Average RPI Win:	289	WON-LOST	WINNING	LAST 10	STRENGTH OF	OPP. STRENGTH	TEAM	ADJ.	CONF.	ADJ CONF.
Average RPI Loss:	193	RECORD	PCT. RANK	GAMES	SCHEDULE	OF SCHEDULE	RPI	RPI	RPI	RPI
DIV. I ONLY	2- 11	315	1-9	330	202	339	339	14	14	
DIV. I NON-CONF.	2- 7	288	0- 0	280	276	316	316	11	11	
-----										
TOTALS	RPI 1-25	RPI 26-50	W-L RECORDS	RPI 51-100	RPI 101-150	RPI 150+				
2- 11	0- 0	0- 0	OVERALL	0- 1	0- 1	2- 9				
1- 4	0- 0	0- 0	HOME	0- 0	0- 1	1- 3				
1- 6	0- 0	0- 0	AWAY	0- 1	0- 0	1- 5				
0- 1	0- 0	0- 0	NEUTRAL	0- 0	0- 0	0- 1				
2- 7	0- 0	0- 0	NON-CONFERENCE	0- 1	0- 0	2- 6				
1- 2	0- 0	0- 0	HOME	0- 0	0- 0	1- 2				
1- 4	0- 0	0- 0	AWAY	0- 1	0- 0	1- 3				
0- 1	0- 0	0- 0	NEUTRAL	0- 0	0- 0	0- 1				
0- 4	0- 0	0- 0	CONFERENCE	0- 0	0- 1	0- 3				
0- 2	0- 0	0- 0	HOME	0- 0	0- 1	0- 1				
0- 2	0- 0	0- 0	AWAY	0- 0	0- 0	0- 2				
0- 0	0- 0	0- 0	NEUTRAL	0- 0	0- 0	0- 0				

RPI 1-25				RPI 26-50				RPI 51-100				RPI 101+				Team's RPI : 339	
RPI	S	Opponent	Score	RPI	S	Opponent	Score	RPI	S	Opponent	Score	RPI	S	Opponent	Score		
								56	A	Utah	56	77	136	H	Idaho	74	79
													163	N	VCU	36	64
													165	H	Portland	73	89
													180	A	Pepperdine	47	68
													194	H	UC Riverside	39	71
													205	A	Northern Ariz.	64	74
													215	A	Southern Utah	79	84
													229	H	Eastern Wash.	58	64
													273	A	Utah Valley	59	65
													279	H	UTEP	68	63
													298	A	Incarnate Word	72	64
													311	A	UTSA	59	66
LAST 12 Division I GAMES:																	
205	A	Northern Ariz.	64	74	215	A	Southern Utah	79	84								
136	H	Idaho	74	79	180	A	Pepperdine	47	68								
229	H	Eastern Wash.	58	64	279	H	UTEP	68	63								
194	H	UC Riverside	39	71	311	A	UTSA	59	66								
273	A	Utah Valley	59	65	163	N	VCU	36	64								
56	A	Utah	56	77	298	A	Incarnate Word	72	64								

Non-Div I Games: La Verne 105 43

Weber St.



Average RPI Win:	235	WON-LOST	WINNING	LAST 10	STRENGTH OF	OPP. STRENGTH	TEAM	ADJ.	CONF.	ADJ CONF.
Average RPI Loss:	40	RECORD	PCT. RANK	GAMES	SCHEDULE	OF SCHEDULE	RPI	RPI	RPI	RPI
DIV. I ONLY	10- 4	69	7-3	230	90	150	150	3	3	
DIV. I NON-CONF.	9- 2	43	1- 0	329	90	182	182	3	3	
-----										
TOTALS	RPI 1-25	RPI 26-50	W-L RECORDS	RPI 51-100	RPI 101-150	RPI 150+				
10- 4	0- 1	0- 2	OVERALL	2- 1	1- 0	7- 0				
8- 2	0- 0	0- 2	HOME	1- 0	1- 0	6- 0				
1- 1	0- 0	0- 0	AWAY	1- 1	0- 0	0- 0				
1- 1	0- 1	0- 0	NEUTRAL	0- 0	0- 0	1- 0				
9- 2	0- 1	0- 1	NON-CONFERENCE	1- 0	1- 0	7- 0				
7- 1	0- 0	0- 1	HOME	0- 0	1- 0	6- 0				
1- 0	0- 0	0- 0	AWAY	1- 0	0- 0	0- 0				
1- 1	0- 1	0- 0	NEUTRAL	0- 0	0- 0	1- 0				
1- 2	0- 0	0- 1	CONFERENCE	1- 1	0- 0	0- 0				
1- 1	0- 0	0- 1	HOME	1- 0	0- 0	0- 0				
0- 1	0- 0	0- 0	AWAY	0- 1	0- 0	0- 0				
0- 0	0- 0	0- 0	NEUTRAL	0- 0	0- 0	0- 0				

RPI 1-25				RPI 26-50				RPI 51-100				RPI 101+				Team's RPI: 150
RPI	S	Opponent	Score	RPI	S	Opponent	Score	RPI	S	Opponent	Score	RPI	S	Opponent	Score	
13	N	Iowa	81 84	31	H	Missouri	51 68	69	H	Oklahoma St.	67 58	121	H	Towson	90 43	
				36	H	Texas	58 70	81	A	TCU	48 62	263	H	Niagara	84 32	
								82	A	Pittsburgh	77 43	267	H	Coppin St.	78 37	
												294	H	Eastern Ky.	78 29	
												294	N	Eastern Ky.	81 39	
												303	H	Bryant	94 48	
												322	H	NJIT	95 50	
												332	H	Morgan St.	72 37	
-----																
LAST 12 Division I GAMES:																
				69	H	Oklahoma St.	67 58	294	N	Eastern Ky.	81 39					
				36	H	Texas	58 70	294	H	Eastern Ky.	78 29					
				81	A	TCU	48 62	82	A	Pittsburgh	77 43					
				263	H	Niagara	84 32	31	H	Missouri	51 68					
				121	H	Towson	90 43	13	N	Iowa	81 84					
				332	H	Morgan St.	72 37	303	H	Bryant	94 48					

Non-Div I Games:

West Virginia



Average RPI Win:	300	WON-LOST	WINNING	LAST 10	STRENGTH OF	OPP. STRENGTH	TEAM	ADJ.	CONF.	ADJ CONF.
Average RPI Loss:	198	RECORD	PCT. RANK	GAMES	SCHEDULE	OF SCHEDULE	RPI	RPI	RPI	RPI
DIV. I ONLY	2- 11	315	2-8	218	339	321	321	24	24	
DIV. I NON-CONF.	2- 11	316	0- 1	214	340	329	329	26	26	
-----										
TOTALS	RPI 1-25	RPI 26-50	W-L RECORDS	RPI 51-100	RPI 101-150	RPI 150+				
2- 11	0- 0	0- 2	OVERALL	0- 0	0- 1	2- 8				
1- 5	0- 0	0- 0	HOME	0- 0	0- 0	1- 5				
1- 6	0- 0	0- 2	AWAY	0- 0	0- 1	1- 3				
0- 0	0- 0	0- 0	NEUTRAL	0- 0	0- 0	0- 0				
2- 11	0- 0	0- 2	NON-CONFERENCE	0- 0	0- 1	2- 8				
1- 5	0- 0	0- 0	HOME	0- 0	0- 0	1- 5				
1- 6	0- 0	0- 2	AWAY	0- 0	0- 1	1- 3				
0- 0	0- 0	0- 0	NEUTRAL	0- 0	0- 0	0- 0				
0- 0	0- 0	0- 0	CONFERENCE	0- 0	0- 0	0- 0				
0- 0	0- 0	0- 0	HOME	0- 0	0- 0	0- 0				
0- 0	0- 0	0- 0	AWAY	0- 0	0- 0	0- 0				
0- 0	0- 0	0- 0	NEUTRAL	0- 0	0- 0	0- 0				

RPI	S	Opponent	Score	RPI	S	Opponent	Score	RPI	S	Opponent	Score	RPI	S	Opponent	Score
27	A	Kentucky	39 99	47	A	Georgia Tech	49 84					122	A	Tennessee Tech	58 77
												167	H	North Ala.	66 89
												193	A	Coastal Caro.	59 77
												224	H	Gardner-Webb	52 62
												242	H	Campbell	37 63
												244	A	UNC Asheville	49 74
												274	A	Winthrop	65 57
												283	H	N.C. A&T	51 69
												307	H	South Carolina St.	39 54
												322	A	NJIT	71 79
												326	H	USC Upstate	68 64
-----															
LAST 12 Division I GAMES:															
307	H	South Carolina St.	39 54	224	H	Gardner-Webb	52 62								
274	A	Winthrop	65 57	322	A	NJIT	71 79								
27	A	Kentucky	39 99	122	A	Tennessee Tech	58 77								
326	H	USC Upstate	68 64	244	A	UNC Asheville	49 74								
283	H	N.C. A&T	51 69	47	A	Georgia Tech	49 84								
167	H	North Ala.	66 89	242	H	Campbell	37 63								

Non-Div I Games: Young Harris 63 54

Western Caro.



Average RPI Win: 232		WON-LOST RECORD	WINNING PCT. RANK	LAST 10 GAMES	STRENGTH OF SCHEDULE	OPP. STRENGTH OF SCHEDULE	TEAM RPI	ADJ. RPI	CONF. RPI	ADJ CONF. RPI
Average RPI Loss: 117										
DIV. I ONLY		3- 11	295	4-6	60	181	218	218	18	18
DIV. I NON-CONF.		2- 9	297	0- 0	63	182	242	242	15	15
TOTALS		RPI 1-25	RPI 26-50	W-L RECORDS	RPI 51-100	RPI 101-150	RPI 150+			
3- 11	0- 2		0- 2	OVERALL	0- 2	0- 0	3- 5			
2- 3	0- 1		0- 2	HOME	0- 0	0- 0	2- 0			
0- 5	0- 1		0- 0	AWAY	0- 1	0- 0	0- 3			
1- 3	0- 0		0- 0	NEUTRAL	0- 1	0- 0	1- 2			
2- 9	0- 2		0- 1	NON-CONFERENCE	0- 2	0- 0	2- 4			
1- 2	0- 1		0- 1	HOME	0- 0	0- 0	1- 0			
0- 4	0- 1		0- 0	AWAY	0- 1	0- 0	0- 2			
1- 3	0- 0		0- 0	NEUTRAL	0- 1	0- 0	1- 2			
1- 2	0- 0		0- 1	CONFERENCE	0- 0	0- 0	1- 1			
1- 1	0- 0		0- 1	HOME	0- 0	0- 0	1- 0			
0- 1	0- 0		0- 0	AWAY	0- 0	0- 0	0- 1			
0- 0	0- 0		0- 0	NEUTRAL	0- 0	0- 0	0- 0			

RPI 1-25				
RPI	S	Opponent	Score	
10	H	Drake	71	98
17	A	Butler	51	92

RPI 26-50				
RPI	S	Opponent	Score	
31	H	Missouri	64	89
35	H	South Dakota St.	84	93

RPI 51-100				
RPI	S	Opponent	Score	
74	A	Purdue	60	81
85	N	Northern Ill.	61	86

RPI 101+ Team's RPI: 218				
RPI	S	Opponent	Score	
155	H	Denver	87	78
164	A	Oral Roberts	64	68
181	A	Bradley	68	82
206	A	Southeast Mo. St.	71	81
209	N	Eastern Ill.	62	64
212	N	Furman	85	78
279	N	UTEP	72	84
330	H	Austin Peay	77	72

LAST 12 Division I GAMES:				
155	H	Denver	87	78
35	H	South Dakota St.	84	93
212	N	Furman	85	78
279	N	UTEP	72	84
85	N	Northern Ill.	61	86
209	N	Eastern Ill.	62	64
164	A	Oral Roberts	64	68
181	A	Bradley	68	82
330	H	Austin Peay	77	72
206	A	Southeast Mo. St.	71	81
17	A	Butler	51	92
74	A	Purdue	60	81

Non-Div I Games:	MacMurray	136	39	William Woods	81	73
------------------	-----------	-----	----	---------------	----	----

Western III.

■ Loss, ■ Non-Conf, S Site, H Home A Away N Neutral



Average RPI Win:	186	WON-LOST	WINNING	LAST 10	STRENGTH OF	OPP. STRENGTH	TEAM	ADJ.	CONF.	ADJ CONF.
Average RPI Loss:	56	RECORD	PCT. RANK	GAMES	SCHEDULE	OF SCHEDULE	RPI	RPI	RPI	RPI
DIV. I ONLY	6- 8	202	7-3	23	11	108	108	17	17	
DIV. I NON-CONF.	4- 8	241	0- 1	32	13	130	130	19	19	
-----										
TOTALS	RPI 1-25	RPI 26-50	W-L RECORDS	RPI 51-100	RPI 101-150	RPI 150+				
6- 8	0- 5	0- 0	OVERALL	1- 1	1- 1	4- 1				
4- 3	0- 2	0- 0	HOME	1- 0	1- 0	2- 1				
1- 3	0- 2	0- 0	AWAY	0- 0	0- 1	1- 0				
1- 2	0- 1	0- 0	NEUTRAL	0- 1	0- 0	1- 0				
4- 8	0- 5	0- 0	NON-CONFERENCE	0- 1	0- 1	4- 1				
2- 3	0- 2	0- 0	HOME	0- 0	0- 0	2- 1				
1- 3	0- 2	0- 0	AWAY	0- 0	0- 1	1- 0				
1- 2	0- 1	0- 0	NEUTRAL	0- 1	0- 0	1- 0				
2- 0	0- 0	0- 0	CONFERENCE	1- 0	1- 0	0- 0				
2- 0	0- 0	0- 0	HOME	1- 0	1- 0	0- 0				
0- 0	0- 0	0- 0	AWAY	0- 0	0- 0	0- 0				
0- 0	0- 0	0- 0	NEUTRAL	0- 0	0- 0	0- 0				

Western Ky.

Western Ky.

RPI 1-25				RPI 26-50				RPI 51-100				RPI 101+ Team's RPI: 108			
RPI	S	Opponent	Score	RPI	S	Opponent	Score	RPI	S	Opponent	Score	RPI	S	Opponent	Score
1	A	Notre Dame	53 94					61	H	Old Domini on	75 60	127	H	Charlotte	76 58
8	H	Louisville	80 102					66	N	Oregon St.	60 74	135	A	Oklahoma	83 90
11	N	Gonzaga	55 76									153	H	Southern Ill.	83 76
13	H	Iowa	67 104									178	A	Little Rock	68 56
20	A	Central Mich.	90 108									196	H	Ball St.	83 86
												265	N	ETSU	82 68
												332	H	Morgan St.	90 43
-----															
LAST 12 Division I GAMES:															
265	N	ETSU	82 68	11	N	Gonzaga	55 76	332	H	Morgan St.	90 43				
61	H	Old Domini on	75 60	66	N	Oregon St.	60 74	153	H	Southern Ill.	83 76				
127	H	Charlotte	76 58	1	A	Notre Dame	53 94	20	A	Central Mi ch.	90 108				
196	H	Ball St.	83 86	178	A	Little Rock	68 56	13	H	Iowa	67 104				

Non-Div I Games: Union (TN) 77 65 Bel larmi ne 95 57

Western Ky.

Loss, Non-Conf, S Site, H Home A Away N Neutral



Average RPI Win:	298	WON-LOST	WINNING	LAST 10	STRENGTH OF	OPP. STRENGTH	TEAM	ADJ.	CONF.	ADJ CONF.
Average RPI Loss:	174	RECORD	PCT. RANK	GAMES	SCHEDULE	OF SCHEDULE	RPI	RPI	RPI	RPI
DIV. I ONLY	6- 6	169	6-4	342	260	288	288	8	8	
DIV. I NON-CONF.	5- 5	162	0- 0	347	216	325	325	8	8	
-----										
TOTALS	RPI 1-25	RPI 26-50	W-L RECORDS	RPI 51-100	RPI 101-150	RPI 150+				
6- 6	0- 0	0- 0	OVERALL	0- 1	0- 0	6- 5				
2- 4	0- 0	0- 0	HOME	0- 1	0- 0	2- 3				
3- 1	0- 0	0- 0	AWAY	0- 0	0- 0	3- 1				
1- 1	0- 0	0- 0	NEUTRAL	0- 0	0- 0	1- 1				
5- 5	0- 0	0- 0	NON-CONFERENCE	0- 1	0- 0	5- 4				
2- 3	0- 0	0- 0	HOME	0- 1	0- 0	2- 2				
2- 1	0- 0	0- 0	AWAY	0- 0	0- 0	2- 1				
1- 1	0- 0	0- 0	NEUTRAL	0- 0	0- 0	1- 1				
1- 1	0- 0	0- 0	CONFERENCE	0- 0	0- 0	1- 1				
0- 1	0- 0	0- 0	HOME	0- 0	0- 0	0- 1				
1- 0	0- 0	0- 0	AWAY	0- 0	0- 0	1- 0				
0- 0	0- 0	0- 0	NEUTRAL	0- 0	0- 0	0- 0				

RPI 1-25				RPI 26-50				RPI 51-100				RPI 101+ Team's RPI : 288					
RPI	S	Opponent	Score	RPI	S	Opponent	Score	RPI	S	Opponent	Score	RPI	S	Opponent	Score		
								71	H	Michigan	42	79	160	H	New Mexico St.	54	66
												161	H	Akron	59	72	
												171	N	North Dakota	50	62	
												203	A	Bowling Green	84	82	
												231	A	Ole Miss	66	69	
												249	H	Loyola Chicago	53	64	
												286	A	Fla. Atlantic	69	59	
												294	H	Eastern Ky.	64	53	
												329	N	Florida A&M	69	50	
												333	A	Detroit Mercy	54	44	
												342	H	Purdue Fort Wayne	69	61	
LAST 12 Division I GAMES:																	
203	A	Bowling Green	84	82	161	H	Akron	59	72	294	H	Eastern Ky.	64	53			
329	N	Florida A&M	69	50	231	A	Ole Miss	66	69	71	H	Michigan	42	79			
171	N	North Dakota	50	62	160	H	New Mexico St.	54	66	342	H	Purdue Fort Wayne	69	61			
286	A	Fla. Atlantic	69	59													
333	A	Detroit Mercy	54	44													
249	H	Loyola Chicago	53	64													

Non-Div I Games: Saginaw Valley 75 51

Western Mich.



Average RPI Win:	231	WON-LOST	WINNING	LAST 10	STRENGTH OF	OPP. STRENGTH	TEAM	ADJ.	CONF.	ADJ CONF.
Average RPI Loss:	100	RECORD	PCT. RANK	GAMES	SCHEDULE	OF SCHEDULE	RPI	RPI	RPI	RPI
DIV. I ONLY	7- 8	182	3-7	223	107	243	243	9	9	
DIV. I NON-CONF.	7- 6	153	0- 1	253	86	249	249	9	9	
-----										
TOTALS	RPI 1-25	RPI 26-50	W-L RECORDS	RPI 51-100	RPI 101-150	RPI 150+				
7- 8	0- 1	0- 0	OVERALL	0- 3	2- 3	5- 1				
7- 3	0- 0	0- 0	HOME	0- 2	2- 1	5- 0				
0- 2	0- 0	0- 0	AWAY	0- 0	0- 1	0- 1				
0- 3	0- 1	0- 0	NEUTRAL	0- 1	0- 1	0- 0				
7- 6	0- 1	0- 0	NON-CONFERENCE	0- 3	2- 2	5- 0				
7- 3	0- 0	0- 0	HOME	0- 2	2- 1	5- 0				
0- 0	0- 0	0- 0	AWAY	0- 0	0- 0	0- 0				
0- 3	0- 1	0- 0	NEUTRAL	0- 1	0- 1	0- 0				
0- 2	0- 0	0- 0	CONFERENCE	0- 0	0- 1	0- 1				
0- 0	0- 0	0- 0	HOME	0- 0	0- 0	0- 0				
0- 2	0- 0	0- 0	AWAY	0- 0	0- 1	0- 1				
0- 0	0- 0	0- 0	NEUTRAL	0- 0	0- 0	0- 0				

RPI 1-25				RPI 26-50				RPI 51-100				RPI 101+ Team's RPI: 243			
RPI	S	Opponent	Score	RPI	S	Opponent	Score	RPI	S	Opponent	Score	RPI	S	Opponent	Score
16	N	South Dakota	64 <b>73</b>					69	H	Oklahoma St.	47 <b>60</b>	102	N	Washington St.	59 <b>85</b>
								80	H	Creighton	71 <b>83</b>	122	H	Tennessee Tech	45 <b>55</b>
								83	N	Northwestern	43 <b>65</b>	128	H	Grambling	70 61
												143	H	Missouri St.	63 60
												144	A	Tulsa	49 <b>63</b>
												184	A	East Carolina	56 <b>78</b>
												189	H	Louisiana Tech	70 56
												211	H	Sam Houston St.	63 55
												282	H	Houston Baptist	68 50
												316	H	Ark.-Pine Bluff	76 39
												347	H	Savannah St.	66 50
LAST 12 Division I GAMES:															
184	A	East Carolina	56 <b>78</b>	102	N	Washington St.	59 <b>85</b>								
144	A	Tulsa	49 <b>63</b>	122	H	Tennessee Tech	45 <b>55</b>								
347	H	Savannah St.	66 50	69	H	Oklahoma St.	47 <b>60</b>								
83	N	Northwestern	43 <b>65</b>	189	H	Louisiana Tech	70 56								
128	H	Grambling	70 61	16	N	South Dakota	64 <b>73</b>								
80	H	Creighton	71 <b>83</b>	282	H	Houston Baptist	68 50								

Non-Div I Games:

Wichita St.



Average RPI Win:	254	WON-LOST	WINNING	LAST 10	STRENGTH OF	OPP. STRENGTH	TEAM	ADJ.	CONF.	ADJ CONF.
Average RPI Loss:	100	RECORD	PCT. RANK	GAMES	SCHEDULE	OF SCHEDULE	RPI	RPI	RPI	RPI
DIV. I ONLY	8- 5	108	6-4	219	220	137	137	12	12	
DIV. I NON-CONF.	7- 4	109	0- 0	274	220	168	168	14	14	
-----										
TOTALS	RPI 1-25	RPI 26-50	W-L RECORDS	RPI 51-100	RPI 101-150	RPI 150+				
8- 5	0- 1	0- 0	OVERALL	0- 2	0- 0	8- 2				
4- 1	0- 0	0- 0	HOME	0- 0	0- 0	4- 1				
4- 4	0- 1	0- 0	AWAY	0- 2	0- 0	4- 1				
0- 0	0- 0	0- 0	NEUTRAL	0- 0	0- 0	0- 0				
7- 4	0- 0	0- 0	NON-CONFERENCE	0- 2	0- 0	7- 2				
4- 1	0- 0	0- 0	HOME	0- 0	0- 0	4- 1				
3- 3	0- 0	0- 0	AWAY	0- 2	0- 0	3- 1				
0- 0	0- 0	0- 0	NEUTRAL	0- 0	0- 0	0- 0				
1- 1	0- 1	0- 0	CONFERENCE	0- 0	0- 0	1- 0				
0- 0	0- 0	0- 0	HOME	0- 0	0- 0	0- 0				
1- 1	0- 1	0- 0	AWAY	0- 0	0- 0	1- 0				
0- 0	0- 0	0- 0	NEUTRAL	0- 0	0- 0	0- 0				

RPI 1-25				RPI 26-50				RPI 51-100				RPI 101+				Team's RPI: 137
RPI	S	Opponent	Score	RPI	S	Opponent	Score	RPI	S	Opponent	Score	RPI	S	Opponent	Score	
25	A	Northeastern	74 88					61	A	Old Domini on	69 83	159	A	Davi dson	65 76	
								94	A	Hartford	45 50	163	H	VCU	55 72	
												184	H	East Caroli na	63 43	
												199	H	George Washi ngton	73 59	
												220	H	Howard	88 75	
												252	A	Hofstra	60 55	
												275	H	Ri chmond	65 55	
												285	A	Fai rfi el d	60 54	
												302	A	Norfol k St.	55 44	
												314	A	Loyol a Maryl and	65 49	
-----																
LAST 12 Divi sion I GAMES:																
252	A	Hofstra	60 55	25	A	Northeastern	74 88									
199	H	George Washi ngton	73 59	94	A	Hartford	45 50									
302	A	Norfol k St.	55 44	184	H	East Caroli na	63 43									
61	A	Ol d Domini on	69 83	159	A	Davi dson	65 76									
275	H	Ri chmond	65 55	314	A	Loyol a Maryl and	65 49									
285	A	Fai rfi el d	60 54	220	H	Howard	88 75									

Non-Di v I Games:

William &amp; Mary



Average RPI Win: 308

Average RPI Loss: 191

WON-LOST  
RECORDWINNING  
PCT. RANKLAST 10  
GAMESSTRENGTH OF  
SCHEDULEOPP. STRENGTH  
OF SCHEDULETEAM  
RPIADJ.  
RPICONF.  
RPIADJ CONF.  
RPIDIV. I ONLY  
DIV. I NON-CONF.6- 6  
4- 6169  
2125-5  
0- 0344  
291333  
331274  
260274  
26029  
2929  
29

TOTALS

RPI 1-25

RPI 26-50

W-L RECORDS

RPI 51-100

RPI 101-150

RPI 150+

6- 6  
4- 1  
2- 5  
0- 00- 0  
0- 0  
0- 0  
0- 00- 0  
0- 0  
0- 0  
0- 0OVERALL  
HOME  
AWAY  
NEUTRAL0- 1  
0- 0  
0- 1  
0- 00- 2  
0- 0  
0- 2  
0- 06- 3  
4- 1  
2- 2  
0- 04- 6  
2- 1  
2- 5  
0- 00- 0  
0- 0  
0- 0  
0- 00- 0  
0- 0  
0- 0  
0- 0NON-CONFERENCE  
HOME  
AWAY  
NEUTRAL0- 1  
0- 0  
0- 1  
0- 00- 2  
0- 0  
0- 2  
0- 04- 3  
2- 1  
2- 2  
0- 02- 0  
2- 0  
0- 0  
0- 00- 0  
0- 0  
0- 0  
0- 00- 0  
0- 0  
0- 0  
0- 0CONFERENCE  
HOME  
AWAY  
NEUTRAL0- 0  
0- 0  
0- 0  
0- 00- 0  
0- 0  
0- 0  
0- 02- 0  
2- 0  
0- 0  
0- 0

RPI 1-25

RPI S Opponent Score

RPI 26-50

RPI S Opponent Score

RPI 51-100

RPI S Opponent Score  
65 A James Madison 39 56

RPI 101+

Team's RPI: 274

RPI	S	Opponent	Score
117	A	Georgia	39 85
142	A	Wisconsin	41 76
172	H	Elon	58 57
250	A	Wofford	53 70
253	A	Ga. Southern	55 64
307	A	South Carolina St.	58 50
321	H	Western Caro.	57 65
335	A	Col. of Charleston	71 64
341	H	N. C. Central	66 41
344	H	Longwood	77 69
348	H	Charleston So.	57 52

LAST 12 Division I GAMES:

344	H	Longwood	77	69	348	H	Charleston So.	57	52
321	H	Western Caro.	57	65	65	A	James Madison	39	56
253	A	Ga. Southern	55	64	250	A	Wofford	53	70
172	H	Elon	58	57	341	H	N. C. Central	66	41
307	A	South Carolina St.	58	50	117	A	Georgia	39	85
335	A	Col. of Charleston	71	64	142	A	Wisconsin	41	76

Winthrop

Winthrop

Non-Div I Games: Newberry

63 67

Winthrop

Loss, Non-Conf, S Site, H Home A Away N Neutral



Average RPI		W-L	WON-LOST	WINNING	LAST 10	STRENGTH OF	OPP. STRENGTH	TEAM	ADJ.	CONF.	ADJ CONF.
RPI	Loss:	RECORD	PCT.	RANK	GAMES	SCHEDULE	OF SCHEDULE	RPI	RPI	RPI	RPI
DIV. I ONLY	229	10- 6	105	4-6	214	70	142	142	4	4	
DIV. I NON-CONF.	49	9- 3	62	0- 0	305	136	173	173	4	4	
TOTALS	RPI 1-25	RPI 26-50	W-L RECORDS		RPI 51-100	RPI 101-150	RPI 150+				
10- 6	0- 1	0- 3	OVERALL		2- 2	1- 0	7- 0				
7- 1	0- 0	0- 1	HOME		1- 0	1- 0	5- 0				
1- 4	0- 1	0- 1	AWAY		0- 2	0- 0	1- 0				
2- 1	0- 0	0- 1	NEUTRAL		1- 0	0- 0	1- 0				
9- 3	0- 0	0- 3	NON-CONFERENCE		1- 0	1- 0	7- 0				
6- 1	0- 0	0- 1	HOME		0- 0	1- 0	5- 0				
1- 1	0- 0	0- 1	AWAY		0- 0	0- 0	1- 0				
2- 1	0- 0	0- 1	NEUTRAL		1- 0	0- 0	1- 0				
1- 3	0- 1	0- 0	CONFERENCE		1- 2	0- 0	0- 0				
1- 0	0- 0	0- 0	HOME		1- 0	0- 0	0- 0				
0- 3	0- 1	0- 0	AWAY		0- 2	0- 0	0- 0				
0- 0	0- 0	0- 0	NEUTRAL		0- 0	0- 0	0- 0				

RPI 1-25				RPI 26-50				RPI 51-100				RPI 101+				Team's RPI: 142	
RPI	S	Opponent	Score	RPI	S	Opponent	Score	RPI	S	Opponent	Score	RPI	S	Opponent	Score		
13	A	Iowa	53 71	31	H	Duke	53 60	73	A	Minnesota	56 74	107	H	IUPUI	65 64		
				40	A	Green Bay	46 55	74	H	Purdue	76 69	197	A	Milwaukee	68 57		
				50	N	Arkansas	68 69	82	N	Pittsburgh	57 42	259	H	Marshall	67 49		
								84	A	Penn St.	64 71	274	H	Winthrop	76 41		
												295	N	Tennessee St.	58 53		
												323	H	North Dakota St.	64 53		
												337	H	Chicago St.	85 38		
												345	H	Evansville	96 60		
LAST 12 Division I GAMES:																	
				84	A	Penn St.	64 71	13	A	Iowa	53 71						
				74	H	Purdue	76 69	259	H	Marshall	67 49						
				73	A	Minnesota	56 74	31	H	Duke	53 60						
				345	H	Evansville	96 60	50	N	Arkansas	68 69						
				337	H	Chicago St.	85 38	295	N	Tennessee St.	58 53						
				40	A	Green Bay	46 55	82	N	Pittsburgh	57 42						

Wi sconsi n

Loss, Non-Conf, S Site, H Home A Away N Neutral



Average RPI Win: **286**  
 Average RPI Loss: **186**

WON-LOST  
RECORD

WINNING  
PCT. RANK

LAST 10  
GAMES

STRENGTH OF  
SCHEDULE

OPP. STRENGTH  
OF SCHEDULE

TEAM  
RPI

ADJ.  
RPI

CONF.  
RPI

ADJ CONF.  
RPI

DIV. I ONLY	5- 7	208	6-4	320	274	250	250	24	24
DIV. I NON-CONF.	5- 7	206	0- 0	319	269	254	254	26	26
TOTALS	RPI 1-25	RPI 26-50	W-L RECORDS	RPI 51-100	RPI 101-150	RPI 150+			
5- 7	0- 0	0- 1	OVERALL	0- 1	0- 2	5- 3			
3- 0	0- 0	0- 0	HOME	0- 0	0- 0	3- 0			
2- 7	0- 0	0- 1	AWAY	0- 1	0- 2	2- 3			
0- 0	0- 0	0- 0	NEUTRAL	0- 0	0- 0	0- 0			
5- 7	0- 0	0- 1	NON-CONFERENCE	0- 1	0- 2	5- 3			
3- 0	0- 0	0- 0	HOME	0- 0	0- 0	3- 0			
2- 7	0- 0	0- 1	AWAY	0- 1	0- 2	2- 3			
0- 0	0- 0	0- 0	NEUTRAL	0- 0	0- 0	0- 0			
0- 0	0- 0	0- 0	CONFERENCE	0- 0	0- 0	0- 0			
0- 0	0- 0	0- 0	HOME	0- 0	0- 0	0- 0			
0- 0	0- 0	0- 0	AWAY	0- 0	0- 0	0- 0			
0- 0	0- 0	0- 0	NEUTRAL	0- 0	0- 0	0- 0			

RPI	S	Opponent	Score	RPI	S	Opponent	Score	RPI	S	Opponent	Score	RPI	S	Opponent	Score	Team's RPI: 250
47	A	Georgi a Tech	40 81	97	A	Cl emson	77 85	127	A	Charl otte	63 85	131	A	Appal achi an St.	70 94	
								224	H	Gardner-Webb	59 53	244	A	UNC Asheville	46 60	
								253	A	Ga. Southern	81 65	274	H	Winthrop	70 53	
								312	A	Presbyteri an	50 61	335	H	Col. of Charleston	78 58	
								341	A	N. C. Central	59 66	344	A	Longwood	101 72	
LAST 12 Division I GAMES:																
131	A	Appal achi an St.	70 94	47	A	Georgi a Tech	40 81	335	H	Col. of Charleston	78 58	312	A	Presbyteri an	50 61	
341	A	N. C. Central	59 66	335	H	Col. of Charleston	78 58	312	A	Presbyteri an	50 61	127	A	Charl otte	63 85	
344	A	Longwood	101 72	312	A	Presbyteri an	50 61	127	A	Charl otte	63 85	97	A	Cl emson	77 85	
224	H	Gardner-Webb	59 53	127	A	Charl otte	63 85	97	A	Cl emson	77 85	81	A	Ga. Southern	81 65	
244	A	UNC Asheville	46 60	97	A	Cl emson	77 85	81	A	Ga. Southern	81 65					
274	H	Winthrop	70 53	253	A	Ga. Southern	81 65									

Non-Div I Games:

Warren Wilson

107 30

Southern Wesleyan

110 47

Brevard

106 52

Wofford



Average RPI Win:	189	WON-LOST	WINNING	LAST 10	STRENGTH OF	OPP. STRENGTH	TEAM	ADJ.	CONF.	ADJ CONF.
Average RPI Loss:	126	RECORD	PCT. RANK	GAMES	SCHEDULE	OF SCHEDULE	RPI	RPI	RPI	RPI
DIV. I ONLY	11- 4	60	9-1	222	112	90	90	19	19	
DIV. I NON-CONF.	7- 4	109	0- 0	177	145	100	100	16	16	
-----										
TOTALS	RPI 1-25	RPI 26-50	W-L RECORDS	RPI 51-100	RPI 101-150	RPI 150+				
11- 4	0- 1	1- 0	OVERALL	2- 1	1- 1	7- 1				
3- 1	0- 0	1- 0	HOME	1- 1	0- 0	1- 0				
4- 3	0- 1	0- 0	AWAY	0- 0	1- 1	3- 1				
4- 0	0- 0	0- 0	NEUTRAL	1- 0	0- 0	3- 0				
7- 4	0- 1	0- 0	NON-CONFERENCE	2- 1	0- 1	5- 1				
1- 1	0- 0	0- 0	HOME	1- 1	0- 0	0- 0				
2- 3	0- 1	0- 0	AWAY	0- 0	0- 1	2- 1				
4- 0	0- 0	0- 0	NEUTRAL	1- 0	0- 0	3- 0				
4- 0	0- 0	1- 0	CONFERENCE	0- 0	1- 0	2- 0				
2- 0	0- 0	1- 0	HOME	0- 0	0- 0	1- 0				
2- 0	0- 0	0- 0	AWAY	0- 0	1- 0	1- 0				
0- 0	0- 0	0- 0	NEUTRAL	0- 0	0- 0	0- 0				

RPI 1-25				RPI 26-50				RPI 51-100 Team's RPI: 90				RPI 101+			
RPI	S	Opponent	Score	RPI	S	Opponent	Score	RPI	S	Opponent	Score	RPI	S	Opponent	Score
24	A	Michigan St.	68 84	40	H	Green Bay	85 67	51	H	Belmont	63 79	107	A	IUPUI	78 75
								96	N	Marist	76 60	127	A	Charlotte	85 88
								100	H	Kent St.	61 55	174	N	Drexel	71 63
												197	H	Milwaukee	61 57
												219	N	Stetson	57 44
												223	A	UNLV	68 52
												252	N	Hofstra	93 64
												300	A	CSU Bakersfield	74 76
												325	A	UIC	79 46
												343	A	Manhattan	60 44
-----															
LAST 12 Division I GAMES:															
40	H	Green Bay	85 67	197	H	Milwaukee	61 57								
325	A	UIC	79 46	100	H	Kent St.	61 55								
107	A	IUPUI	78 75	96	N	Marist	76 60								
127	A	Charlotte	85 88	219	N	Stetson	57 44								
343	A	Manhattan	60 44	252	N	Hofstra	93 64								
174	N	Drexel	71 63	24	A	Michigan St.	68 84								

Non-Div I Games: Kentucky St. 83 53

Wright St.



W  
Y  
o  
m  
i  
n  
g

Wyoming					Through Games Of Jan. 9, 2019						
Average RPI Win:		149	WON-LOST	WINNING	LAST 10	STRENGTH OF	OPP. STRENGTH	TEAM	ADJ.	CONF.	ADJ CONF.
Average RPI Loss:		46	RECORD	PCT. RANK	GAMES	SCHEDULE	OF SCHEDULE	RPI	RPI	RPI	RPI
DIV. I ONLY		7- 3	78	8-2	81	59	38	38	10	10	
DIV. I NON-CONF.		5- 2	82	0- 0	43	68	26	26	10	10	
-----											
TOTALS		RPI 1-25	RPI 26-50	W-L RECORDS		RPI 51-100	RPI 101-150	RPI 150+			
7- 3		0- 0	1- 2	OVERALL		0- 1	2- 0	4- 0			
6- 0		0- 0	1- 0	HOME		0- 0	2- 0	3- 0			
0- 3		0- 0	0- 2	AWAY		0- 1	0- 0	0- 0			
1- 0		0- 0	0- 0	NEUTRAL		0- 0	0- 0	1- 0			
5- 2		0- 0	1- 1	NON-CONFERENCE		0- 1	2- 0	2- 0			
4- 0		0- 0	1- 0	HOME		0- 0	2- 0	1- 0			
0- 2		0- 0	0- 1	AWAY		0- 1	0- 0	0- 0			
1- 0		0- 0	0- 0	NEUTRAL		0- 0	0- 0	1- 0			
2- 1		0- 0	0- 1	CONFERENCE		0- 0	0- 0	2- 0			
2- 0		0- 0	0- 0	HOME		0- 0	0- 0	2- 0			
0- 1		0- 0	0- 1	AWAY		0- 0	0- 0	0- 0			
0- 0		0- 0	0- 0	NEUTRAL		0- 0	0- 0	0- 0			
-----											
RPI 1-25		RPI 26-50		Team's RPI: 38		RPI 51-100		RPI 101+			
RPI S	Opponent	Score	RPI S	Opponent	Score	RPI S	Opponent	Score	RPI S	Opponent	Score
			35 H	South Dakota St.	77 70	54 A	Paci fi c	64 70	112 H	Montana St.	66 58
			39 A	Saint Mary's (CA)	84 90				136 H	Idaho	64 61
			45 A	Boi se St.	64 72				155 H	Denver	78 74
									177 N	North Texas	53 49
									202 H	San Diego St.	87 45
									223 H	UNLV	90 62
-----											
LAST 12 Di vi si on I GAMES:											
			223 H	UNLV	90 62	202 H	San Di ego St.	87 45			
			45 A	Boi se St.	64 72	54 A	Paci fi c	64 70			
			35 H	South Dakota St.	77 70	177 N	North Texas	53 49			
			136 H	Idaho	64 61	39 A	Saint Mary's (CA)	84 90			
			155 H	Denver	78 74						
			112 H	Montana St.	66 58						
-----											
Non-Di v I Games:		Chadron St.	80 33	UC-Col o. Spr i ngs		98 37					
-----											
Wyomi ng											

W  
Y  
o  
m  
i  
n  
g

Loss, Non-Conf, S Site, H Home A Away N Neutral

Page 348



Average RPI	Win: 215	WON-LOST	WINNING	LAST 10	STRENGTH OF	OPP. STRENGTH	TEAM	ADJ.	CONF.	ADJ CONF.
Average RPI	Loss: 77	RECORD	PCT. RANK	GAMES	SCHEDULE	OF SCHEDULE	RPI	RPI	RPI	RPI
DIV. I ONLY	10- 5	89	6-4	204	118	152	152	5	5	
DIV. I NON-CONF.	9- 2	43	0- 0	279	186	125	125	5	5	
-----										
TOTALS	RPI 1-25	RPI 26-50	W-L RECORDS	RPI 51-100	RPI 101-150	RPI 150+				
10- 5	0- 0	0- 1	OVERALL	1- 3	2- 1	7- 0				
9- 2	0- 0	0- 0	HOME	0- 2	2- 0	7- 0				
1- 3	0- 0	0- 1	AWAY	1- 1	0- 1	0- 0				
0- 0	0- 0	0- 0	NEUTRAL	0- 0	0- 0	0- 0				
9- 2	0- 0	0- 0	NON-CONFERENCE	1- 1	1- 1	7- 0				
8- 1	0- 0	0- 0	HOME	0- 1	1- 0	7- 0				
1- 1	0- 0	0- 0	AWAY	1- 0	0- 1	0- 0				
0- 0	0- 0	0- 0	NEUTRAL	0- 0	0- 0	0- 0				
1- 3	0- 0	0- 1	CONFERENCE	0- 2	1- 0	0- 0				
1- 1	0- 0	0- 0	HOME	0- 1	1- 0	0- 0				
0- 2	0- 0	0- 1	AWAY	0- 1	0- 0	0- 0				
0- 0	0- 0	0- 0	NEUTRAL	0- 0	0- 0	0- 0				

RPI	S	Opponent	Score	RPI	S	Opponent	Score	RPI	S	Opponent	Score	RPI	S	Opponent	Score	Team's RPI: 152
				33	A	Villanova	71 75	62	H	St. John's (NY)	57 76	101	H	Seton Hall	63 62	
								73	H	Minnesota	53 78	122	H	Tennessee Tech	70 60	
								86	A	Georgetown	61 68	132	A	Cincinnati	61 79	
								93	A	Wake Forest	62 50	167	H	North Ala.	94 81	
												203	H	Bowling Green	65 49	
												222	H	Alabama St.	87 58	
												276	H	New Orleans	61 45	
												285	H	Fairfield	48 35	
												337	H	Chicago St.	91 57	
												346	H	Delaware St.	80 59	
LAST 12 Division I GAMES:																
86	A	Georgetown	61 68	101	H	Seton Hall	63 62	62	H	St. John's (NY)	57 76	33	A	Villanova	71 75	
276	H	New Orleans	61 45	62	H	St. John's (NY)	57 76	33	A	Villanova	71 75	203	H	Bowling Green	65 49	
222	H	Alabama St.	87 58	33	A	Villanova	71 75	93	A	Wake Forest	62 50	285	H	Fairfield	48 35	
132	A	Cincinnati	61 79	203	H	Bowling Green	65 49	285	H	Fairfield	48 35					
346	H	Delaware St.	80 59													
167	H	North Ala.	94 81													

Non-Div I Games:

Xavier



Average RPI Win: 262  
Average RPI Loss: 91

Average RPI	Win: 262	WON-LOST	WINNING	LAST 10	STRENGTH OF	OPP. STRENGTH	TEAM	ADJ.	CONF.	ADJ CONF.
Average RPI	Loss: 91	RECORD	PCT. RANK	GAMES	SCHEDULE	OF SCHEDULE	RPI	RPI	RPI	RPI
DIV. I ONLY		10- 5	89	8-2	225	276	119	119	11	11
DIV. I NON-CONF.		10- 5	91	1- 0	224	270	108	108	12	12
TOTALS	RPI 1-25		RPI 26-50		W-L RECORDS		RPI 51-100		RPI 101-150	
10- 5	0- 0		0- 1		OVERALL		0- 2		1- 2	
3- 0	0- 0		0- 0		HOME		0- 0		0- 0	
4- 4	0- 0		0- 0		AWAY		0- 2		1- 2	
3- 1	0- 0		0- 1		NEUTRAL		0- 0		0- 0	
10- 5	0- 0		0- 1		NON-CONFERENCE		0- 2		1- 2	
3- 0	0- 0		0- 0		HOME		0- 0		0- 0	
4- 4	0- 0		0- 0		AWAY		0- 2		1- 2	
3- 1	0- 0		0- 1		NEUTRAL		0- 0		0- 0	
0- 0	0- 0		0- 0		CONFERENCE		0- 0		0- 0	
0- 0	0- 0		0- 0		HOME		0- 0		0- 0	
0- 0	0- 0		0- 0		AWAY		0- 0		0- 0	
0- 0	0- 0		0- 0		NEUTRAL		0- 0		0- 0	

RPI 1-25				RPI 26-50				RPI 51-100				RPI 101+				Team's RPI: 119	
RPI	S	Opponent	Score	RPI	S	Opponent	Score	RPI	S	Opponent	Score	RPI	S	Opponent	Score		
				48	N	SFA	57 67	62	A	St. John's (NY)	52 56	103	A	Youngstown St.	58 56		
								85	A	Northern Ill.	80 89	130	A	Providence	42 59		
												132	A	Cincinnati	52 66		
												195	N	Saint Louis	58 52		
												262	H	Colgate	80 61		
												263	N	Niagara	67 64		
												277	H	Central Conn. St.	58 46		
												283	N	N.C. A&T	59 49		
												297	H	Saint Peter's	72 56		
												305	A	Army West Point	62 51		
												313	A	Vermont	58 55		
												320	A	Wagner	74 41		
LAST 12 Division I GAMES:																	
				195	N	Saint Louis	58 52	283	N	N.C. A&T	59 49						
				277	H	Central Conn. St.	58 46	48	N	SFA	57 67						
				305	A	Army West Point	62 51	263	N	Niagara	67 64						
				313	A	Vermont	58 55	130	A	Providence	42 59						
				62	A	St. John's (NY)	52 56	320	A	Wagner	74 41						
				297	H	Saint Peter's	72 56	103	A	Youngstown St.	58 56						

Non-Div l Games:

Yal e



Average RPI Win:	232	WON-LOST	WINNING	LAST 10	STRENGTH OF	OPP. STRENGTH	TEAM	ADJ.	CONF.	ADJ CONF.
Average RPI Loss:	96	RECORD	PCT. RANK	GAMES	SCHEDULE	OF SCHEDULE	RPI	RPI	RPI	RPI

DIV. I ONLY	10- 3	50	8-2	231	218	103	103	19	19
DIV. I NON-CONF.	6- 3	91	0- 0	87	265	75	75	16	16
-----									
TOTALS	RPI 1-25	RPI 26-50	W-L RECORDS	RPI 51-100	RPI 101-150	RPI 150+			
10- 3	0- 0	0- 0	OVERALL	1- 2	1- 1	8- 0			
6- 1	0- 0	0- 0	HOME	0- 0	1- 1	5- 0			
4- 2	0- 0	0- 0	AWAY	1- 2	0- 0	3- 0			
0- 0	0- 0	0- 0	NEUTRAL	0- 0	0- 0	0- 0			
6- 3	0- 0	0- 0	NON-CONFERENCE	1- 2	0- 1	5- 0			
4- 1	0- 0	0- 0	HOME	0- 0	0- 1	4- 0			
2- 2	0- 0	0- 0	AWAY	1- 2	0- 0	1- 0			
0- 0	0- 0	0- 0	NEUTRAL	0- 0	0- 0	0- 0			
4- 0	0- 0	0- 0	CONFERENCE	0- 0	1- 0	3- 0			
2- 0	0- 0	0- 0	HOME	0- 0	1- 0	1- 0			
2- 0	0- 0	0- 0	AWAY	0- 0	0- 0	2- 0			
0- 0	0- 0	0- 0	NEUTRAL	0- 0	0- 0	0- 0			

RPI 1-25				RPI 26-50				RPI 51-100				RPI 101+				Team's RPI: 103	
RPI	S	Opponent	Score	RPI	S	Opponent	Score	RPI	S	Opponent	Score	RPI	S	Opponent	Score		
								68	A	Bucknell I	68	73	107	H	IUPUI	70	52
								82	A	Pi ttsburgh	64	55	119	H	Yal e	56	58
								100	A	Kent St.	34	62	161	H	Akron	72	61
													210	H	Saint Francis (PA)	80	56
													248	A	Oakl and	69	55
													249	H	Loyol a Chi cago	74	63
													290	H	Robert Morris	69	59
													318	A	Can i si us	62	36
													325	H	UIC	81	29
													333	A	Detroi t Mercy	85	59
LAST 12 Di vi si on I GAMES:																	
				333	A	Detroit Mercy	85	59					107	H	IUPUI	70	52
				68	A	Bucknell I	68	73					325	H	UIC	81	29
				210	H	Saint Francis (PA)	80	56					248	A	Oakl and	69	55
				318	A	Can i si us	62	36					100	A	Kent St.	34	62
				161	H	Akron	72	61					82	A	Pi ttsburgh	64	55
				119	H	Yal e	56	58					249	H	Loyol a Chi cago	74	63

Non-Div I Games: Thiel 76 53 Carlow 90 31

Youngstown St.