

U C o n n

U
C
o
n
n

UConn

Page 1

Average RPI Win:	127	WON-LOST	WINNING	LAST 10	STRENGTH OF	OPP. STRENGTH	TEAM	ADJ.	CONF.	ADJ CONF.
Average RPI Loss:	7	RECORD	PCT. RANK	GAMES	SCHEDULE	OF SCHEDULE	RPI	RPI	RPI	RPI
DIV. I ONLY	11- 2	31	8-2	6	63	2	2	7	7	
DIV. I NON-CONF.	9- 2	40	6-2	6	34	3	3	7	7	
TOTALS	RPI 1-25	RPI 26-50	W-L RECORDS	RPI 51-100	RPI 101-150	RPI 150+				
11- 2	0- 2	3- 0	OVERALL	2- 0	2- 0	4- 0				
5- 0	0- 0	0- 0	HOME	1- 0	1- 0	3- 0				
6- 2	0- 2	3- 0	AWAY	1- 0	1- 0	1- 0				
0- 0	0- 0	0- 0	NEUTRAL	0- 0	0- 0	0- 0				
9- 2	0- 2	3- 0	NON-CONFERENCE	1- 0	2- 0	3- 0				
5- 0	0- 0	0- 0	HOME	1- 0	1- 0	3- 0				
4- 2	0- 2	3- 0	AWAY	0- 0	1- 0	0- 0				
0- 0	0- 0	0- 0	NEUTRAL	0- 0	0- 0	0- 0				
2- 0	0- 0	0- 0	CONFERENCE	1- 0	0- 0	1- 0				
0- 0	0- 0	0- 0	HOME	0- 0	0- 0	0- 0				
2- 0	0- 0	0- 0	AWAY	1- 0	0- 0	1- 0				
0- 0	0- 0	0- 0	NEUTRAL	0- 0	0- 0	0- 0				

RPI 1-25				Team's RPI: 2				RPI 26-50				RPI 51-100				RPI 101+			
RPI	S	Opponent	Score					RPI	S	Opponent	Score					RPI	S	Opponent	Score
5	A	Oregon St.	69	80				39	A	South Dakota	74	66				92	H	Santa Clara	71 64
8	A	Gonzaga	52	64				41	A	Oklahoma	96	90				95	A	Loyola Chicago	74 72
								48	A	Minnesota	77	69							
LAST 10 Division I																			
169	A	Valparaiso	81	68				238	H	UMKC	83	58							
95	A	Loyola Chicago	74	72				39	A	South Dakota	74	66							
8	A	Gonzaga	52	64				92	H	Santa Clara	71	64							
178	H	Missouri	79	72				5	A	Oregon St.	69	80							
148	H	Wichita St.	68	55				41	A	Oklahoma	96	90							

Non-Div I Games: William Jewell 111 39

Missouri St.

■ Loss,
 ■ Non-Conf, S Site,
 ■ Home
 ■ Away
 N Neutral

South Carolina

Through Games Of Jan. 8, 2020

Average RPI Win:	111	WON-LOST	WINNING	LAST 10	STRENGTH OF	OPP. STRENGTH	TEAM	ADJ.	CONF.	ADJ CONF.
Average RPI Loss:	10	RECORD	PCT. RANK	GAMES	SCHEDULE	OF SCHEDULE	RPI	RPI	RPI	RPI
DIV. I ONLY	14- 1	5	9-1	11	26	3	3	4	4	
DIV. I NON-CONF.	12- 1	10	7-1	27	25	7	7	4	4	
TOTALS	RPI 1-25	RPI 26-50	W-L RECORDS	RPI 51-100	RPI 101-150	RPI 150+				
14- 1	2- 1	4- 0	OVERALL	3- 0	1- 0	4- 0				
7- 0	1- 0	3- 0	HOME	0- 0	0- 0	3- 0				
5- 0	1- 0	0- 0	AWAY	2- 0	1- 0	1- 0				
2- 1	0- 1	1- 0	NEUTRAL	1- 0	0- 0	0- 0				
12- 1	1- 1	4- 0	NON-CONFERENCE	2- 0	1- 0	4- 0				
6- 0	0- 0	3- 0	HOME	0- 0	0- 0	3- 0				
4- 0	1- 0	0- 0	AWAY	1- 0	1- 0	1- 0				
2- 1	0- 1	1- 0	NEUTRAL	1- 0	0- 0	0- 0				
2- 0	1- 0	0- 0	CONFERENCE	1- 0	0- 0	0- 0				
1- 0	1- 0	0- 0	HOME	0- 0	0- 0	0- 0				
1- 0	0- 0	0- 0	AWAY	1- 0	0- 0	0- 0				
0- 0	0- 0	0- 0	NEUTRAL	0- 0	0- 0	0- 0				

RPI	S	Opponent	Score	RPI	S	Opponent	Score	RPI	S	Opponent	Score	RPI	S	Opponent	Score
10	N	Indiana	57 71	26	H	Purdue	85 49	57	A	Temple	78 71	119	A	Dayton	75 49
21	H	Kentucky	99 72	33	H	Duke	89 46	78	N	Washington St.	68 53	171	A	Clemson	84 48
23	A	Maryland	63 54	37	N	Baylor	74 59	79	A	Alabama	93 78	270	H	Appalachian St.	92 50
				39	H	South Dakota	73 60					276	H	Alabama St.	103 43
												330	H	USC Upstate	112 32
LAST 10 Division I															
				79	A	Alabama	93 78	57	A	Temple	78 71				
				21	H	Kentucky	99 72	37	N	Baylor	74 59				
				39	H	South Dakota	73 60	78	N	Washington St.	68 53				
				33	H	Duke	89 46	10	N	Indiana	57 71				
				26	H	Purdue	85 49	171	A	Clemson	84 48				

Non-Div I Games:

South Carolina

Loss, Non-Conf, S Site, H Home A Away N Neutral

Average RPI Win:	122	WON-LOST	WINNING	LAST 10	STRENGTH OF	OPP. STRENGTH	TEAM	ADJ.	CONF.	ADJ CONF.
Average RPI Loss:	0	RECORD	PCT. RANK	GAMES	SCHEDULE	OF SCHEDULE	RPI	RPI	RPI	RPI
DIV. I ONLY	14- 0	1	10-0	31	20	5	5	1	1	
DIV. I NON-CONF.	12- 0	1	8-0	60	13	5	5	1	1	
TOTALS	RPI 1-25	RPI 26-50	W-L RECORDS	RPI 51-100	RPI 101-150	RPI 150+				
14- 0	2- 0	2- 0	OVERALL	3- 0	2- 0	5- 0				
10- 0	2- 0	1- 0	HOME	2- 0	1- 0	4- 0				
1- 0	0- 0	1- 0	AWAY	0- 0	0- 0	0- 0				
3- 0	0- 0	0- 0	NEUTRAL	1- 0	1- 0	1- 0				
12- 0	2- 0	1- 0	NON-CONFERENCE	3- 0	2- 0	4- 0				
8- 0	2- 0	0- 0	HOME	2- 0	1- 0	3- 0				
1- 0	0- 0	1- 0	AWAY	0- 0	0- 0	0- 0				
3- 0	0- 0	0- 0	NEUTRAL	1- 0	1- 0	1- 0				
2- 0	0- 0	1- 0	CONFERENCE	0- 0	0- 0	1- 0				
2- 0	0- 0	1- 0	HOME	0- 0	0- 0	1- 0				
0- 0	0- 0	0- 0	AWAY	0- 0	0- 0	0- 0				
0- 0	0- 0	0- 0	NEUTRAL	0- 0	0- 0	0- 0				

RPI 1-25				Team's RPI: 5				RPI 26-50				RPI 51-100				RPI 101+			
RPI	S	Opponent	Score					RPI	S	Opponent	Score					RPI	S	Opponent	Score
2	H	Missouri St.	80 69					28	A	Miami (FL)	75 53					133	N	BYU	65 34
9	H	DePaul	98 77					29	H	Colorado	72 60					146	H	Hawaii	64 32
																160	H	Southern Utah	95 45
																164	H	Utah	77 48
																242	H	UC Irvine	86 57
																247	N	Northern Ariz.	91 57
																288	H	Utah St.	75 46
LAST 10 Division I																			
								29	H	Colorado	72 60					288	H	Utah St.	75 46
								164	H	Utah	77 48					146	H	Hawaii	64 32
								75	H	CSU Bakersfield	69 50					98	N	Liberty	68 55
								133	N	BYU	65 34					28	A	Miami (FL)	75 53
								247	N	Northern Ariz.	91 57					160	H	Southern Utah	95 45

Non-Div I Games:

Oregon St.

■ Loss,
■ Non-Conf, S Site,
■ Home
■ Away
N Neutral

Average RPI Win:	118	WON-LOST	WINNING	LAST 10	STRENGTH OF	OPP. STRENGTH	TEAM	ADJ.	CONF.	ADJ CONF.
Average RPI Loss:	71	RECORD	PCT. RANK	GAMES	SCHEDULE	OF SCHEDULE	RPI	RPI	RPI	RPI
DIV. I ONLY	13- 1	11	9-1	18	31	6	6	1	1	
DIV. I NON-CONF.	11- 1	14	7-1	25	37	6	6	1	1	
TOTALS	RPI 1-25	RPI 26-50	W-L RECORDS	RPI 51-100	RPI 101-150	RPI 150+				
13- 1	3- 0	0- 0	OVERALL	5- 1	1- 0	4- 0				
9- 0	2- 0	0- 0	HOME	4- 0	1- 0	2- 0				
1- 1	0- 0	0- 0	AWAY	0- 1	0- 0	1- 0				
3- 0	1- 0	0- 0	NEUTRAL	1- 0	0- 0	1- 0				
11- 1	3- 0	0- 0	NON-CONFERENCE	3- 1	1- 0	4- 0				
7- 0	2- 0	0- 0	HOME	2- 0	1- 0	2- 0				
1- 1	0- 0	0- 0	AWAY	0- 1	0- 0	1- 0				
3- 0	1- 0	0- 0	NEUTRAL	1- 0	0- 0	1- 0				
2- 0	0- 0	0- 0	CONFERENCE	2- 0	0- 0	0- 0				
2- 0	0- 0	0- 0	HOME	2- 0	0- 0	0- 0				
0- 0	0- 0	0- 0	AWAY	0- 0	0- 0	0- 0				
0- 0	0- 0	0- 0	NEUTRAL	0- 0	0- 0	0- 0				

RPI 1-25				Team's RPI: 6				RPI 26-50				RPI 51-100				RPI 101+			
RPI	S	Opponent	Score					RPI	S	Opponent	Score	RPI	S	Opponent	Score	RPI	S	Opponent	Score
8	H	Gonzaga	76 70									58	N	Syracuse	77 59	124	H	Northern Colo.	90 36
12	N	Mississippi St.	67 62									66	H	Washington	77 56	185	A	San Francisco	97 71
24	H	Ohio St.	71 52									70	H	Buffalo	88 69	222	H	UC Davis	67 55
												71	A	Texas	64 69	297	H	Eastern Wash.	92 27
												78	H	Washington St.	77 58	299	N	California Baptist	83 78
												96	H	Tennessee	78 51				
LAST 10 Division I																			
								66	H	Washington	77 56	24	H	Ohio St.	71 52				
								78	H	Washington St.	77 58	12	N	Mississippi St.	67 62				
								222	H	UC Davis	67 55	58	N	Syracuse	77 59				
								71	A	Texas	64 69	299	N	California Baptist	83 78				
								96	H	Tennessee	78 51	70	H	Buffalo	88 69				

Non-Div I Games:

Stanford

■ Loss,
■ Non-Conf, S Site,
■ Home
■ Away
N Neutral

Average RPI Win: 121		WON-LOST	WINNING	LAST 10	STRENGTH OF	OPP. STRENGTH	TEAM	ADJ.	CONF.	ADJ CONF.
Average RPI Loss: 0		RECORD	PCT. RANK	GAMES	SCHEDULE	OF SCHEDULE	RPI	RPI	RPI	RPI
DIV. I ONLY		14- 0	1	10-0	37	37	7	7	1	1
DIV. I NON-CONF.		11- 0	1	7-0	106	31	9	9	1	1
TOTALS		RPI 1-25	RPI 26-50		W-L RECORDS		RPI 51-100	RPI 101-150	RPI 150+	
14- 0		1- 0	2- 0		OVERALL		5- 0	2- 0	4- 0	
9- 0		0- 0	1- 0		HOME		3- 0	2- 0	3- 0	
4- 0		1- 0	1- 0		AWAY		1- 0	0- 0	1- 0	
1- 0		0- 0	0- 0		NEUTRAL		1- 0	0- 0	0- 0	
11- 0		1- 0	1- 0		NON-CONFERENCE		4- 0	1- 0	4- 0	
6- 0		0- 0	0- 0		HOME		2- 0	1- 0	3- 0	
4- 0		1- 0	1- 0		AWAY		1- 0	0- 0	1- 0	
1- 0		0- 0	0- 0		NEUTRAL		1- 0	0- 0	0- 0	
3- 0		0- 0	1- 0		CONFERENCE		1- 0	1- 0	0- 0	
3- 0		0- 0	1- 0		HOME		1- 0	1- 0	0- 0	
0- 0		0- 0	0- 0		AWAY		0- 0	0- 0	0- 0	
0- 0		0- 0	0- 0		NEUTRAL		0- 0	0- 0	0- 0	

RPI 1-25				RPI 26-50				RPI 51-100				RPI 101+			
RPI	S	Opponent	Score	RPI	S	Opponent	Score	RPI	S	Opponent	Score	RPI	S	Opponent	Score
10	A	Indiana	68 58	30	A	Virginia	73 62	51	H	Arizona St.	68 66	106	H	Southern California	83 59
				35	H	Arizona	70 58	52	H	Yale	100 65	124	H	Northern Colo.	92 58
								55	N	UCF	61 56	248	A	CSUN	58 44
								65	A	Georgia	59 50	249	H	Long Beach St.	86 51
								88	H	Pacific	68 57	283	H	LMU (CA)	74 52
												301	H	Weber St.	85 45
LAST 10 Division I															
				35	H	Arizona	70 58	88	H	Pacific	68 57				
				51	H	Arizona St.	68 66	248	A	CSUN	58 44				
				106	H	Southern California	83 59	30	A	Virginia	73 62				
				10	A	Indiana	68 58	55	N	UCF	61 56				
				65	A	Georgia	59 50	52	H	Yale	100 65				

Non-Div I Games:

UCLA

■ Loss,
 ■ Non-Conf, S Site,
 ■ Home
 ■ Away
 N Neutral

RPI 1-25				Team's RPI: 8		RPI 26-50				RPI 51-100				RPI 101+			
RPI	S	Opponent	Score	RPI	S	Opponent	Score	RPI	S	Opponent	Score	RPI	S	Opponent	Score		
2	H	Missouri St.	64 52	26	N	Purdue	63 50	64	H	UT Martin	78 55	112	A	Montana St.	70 55		
6	A	Stanford	70 76	49	N	Middle Tenn.	62 50	75	H	CSU Bakersfield	92 48	119	N	Dayton	76 65		
								77	H	Texas Southern	80 45	133	A	BYU	55 43		
								78	A	Washington St.	76 53	158	H	Portland	62 57		
												201	A	San Diego	57 42		
												211	A	Wyoming	65 54		
												297	H	Eastern Wash.	84 44		
LAST 10 Division I																	
201	A	San Diego	57 42	77	H	Texas Southern	80 45										
133	A	BYU	55 43	78	A	Washington St.	76 53										
158	H	Portland	62 57	112	A	Montana St.	70 55										
2	H	Missouri St.	64 52	26	N	Purdue	63 50										
211	A	Wyoming	65 54	49	N	Middle Tenn.	62 50										

Gonzaga

Page 8

Average RPI Win:	116	WON-LOST	WINNING	LAST 10	STRENGTH OF	OPP. STRENGTH	TEAM	ADJ.	CONF.	ADJ CONF.
Average RPI Loss:	3	RECORD	PCT. RANK	GAMES	SCHEDULE	OF SCHEDULE	RPI	RPI	RPI	RPI
DIV. I ONLY	13- 2	21	9-1	15	6	9	9	6	6	
DIV. I NON-CONF.	10- 2	31	6-1	32	9	12	12	6	6	
TOTALS	RPI 1-25	RPI 26-50	W-L RECORDS	RPI 51-100	RPI 101-150	RPI 150+				
13- 2	2- 2	2- 0	OVERALL	3- 0	2- 0	4- 0				
7- 1	0- 1	2- 0	HOME	1- 0	0- 0	4- 0				
6- 1	2- 1	0- 0	AWAY	2- 0	2- 0	0- 0				
0- 0	0- 0	0- 0	NEUTRAL	0- 0	0- 0	0- 0				
10- 2	1- 2	1- 0	NON-CONFERENCE	3- 0	1- 0	4- 0				
6- 1	0- 1	1- 0	HOME	1- 0	0- 0	4- 0				
4- 1	1- 1	0- 0	AWAY	2- 0	1- 0	0- 0				
0- 0	0- 0	0- 0	NEUTRAL	0- 0	0- 0	0- 0				
3- 0	1- 0	1- 0	CONFERENCE	0- 0	1- 0	0- 0				
1- 0	0- 0	1- 0	HOME	0- 0	0- 0	0- 0				
2- 0	1- 0	0- 0	AWAY	0- 0	1- 0	0- 0				
0- 0	0- 0	0- 0	NEUTRAL	0- 0	0- 0	0- 0				

RPI	S	Opponent	Score	RPI	S	Opponent	Score	RPI	S	Opponent	Score	RPI	S	Opponent	Score
1	H	UConn	74 84	28	H	Miami (FL)	89 83	73	H	Drexel	81 57	115	A	Providence	80 67
5	A	Oregon St.	77 98	32	H	Marquette	89 71	95	A	Loyola Chicago	83 76	142	A	Green Bay	76 65
17	A	Creighton	74 71					100	A	Notre Dame	105 94	163	H	Miami (OH)	98 79
20	A	Northwestern	70 68									210	H	Arkansas St.	109 64
												241	H	Milwaukee	94 65
												276	H	Alabama St.	105 76
LAST 10 Division I															
17	A	Creighton	74 71	276	H	Alabama St.	105 76								
115	A	Providence	80 67	100	A	Notre Dame	105 94								
32	H	Marquette	89 71	142	A	Green Bay	76 65								
95	A	Loyola Chicago	83 76	20	A	Northwestern	70 68								
1	H	UConn	74 84	241	H	Milwaukee	94 65								

Non-Div I Games:

DePaul

■ Loss,
 ■ Non-Conf, S Site,
 ■ Home
 ■ Away
 N Neutral

Indiana

Through Games Of Jan. 8, 2020

Average RPI Win:	129	WON-LOST	WINNING	LAST 10	STRENGTH OF	OPP. STRENGTH	TEAM	ADJ.	CONF.	ADJ CONF.
Average RPI Loss:	22	RECORD	PCT. RANK	GAMES	SCHEDULE	OF SCHEDULE	RPI	RPI	RPI	RPI
DIV. I ONLY	13- 2	21	8-2	8	52	10	10	2	2	
DIV. I NON-CONF.	10- 2	31	5-2	15	43	13	13	3	3	
TOTALS	RPI 1-25	RPI 26-50	W-L RECORDS	RPI 51-100	RPI 101-150	RPI 150+				
13- 2	1- 1	2- 1	OVERALL	3- 0	2- 0	5- 0				
7- 1	0- 1	0- 0	HOME	2- 0	1- 0	4- 0				
4- 0	0- 0	2- 0	AWAY	0- 0	1- 0	1- 0				
2- 1	1- 0	0- 1	NEUTRAL	1- 0	0- 0	0- 0				
10- 2	1- 1	1- 1	NON-CONFERENCE	2- 0	1- 0	5- 0				
5- 1	0- 1	0- 0	HOME	1- 0	0- 0	4- 0				
3- 0	0- 0	1- 0	AWAY	0- 0	1- 0	1- 0				
2- 1	1- 0	0- 1	NEUTRAL	1- 0	0- 0	0- 0				
3- 0	0- 0	1- 0	CONFERENCE	1- 0	1- 0	0- 0				
2- 0	0- 0	0- 0	HOME	1- 0	1- 0	0- 0				
1- 0	0- 0	1- 0	AWAY	0- 0	0- 0	0- 0				
0- 0	0- 0	0- 0	NEUTRAL	0- 0	0- 0	0- 0				

RPI 1-25				Team's RPI: 10				RPI 26-50				RPI 51-100				RPI 101+			
RPI	S	Opponent	Score					RPI	S	Opponent	Score	RPI	S	Opponent	Score	RPI	S	Opponent	Score
3	N	South Carolina	71 57					28	A	Miami (FL)	58 45	72	H	North Florida	72 45	138	H	Illinois	83 42
7	H	UCLA	58 68					37	N	Baylor	62 77	78	N	Washington St.	78 44	143	A	Florida	73 49
								40	A	Rutgers	66 56	86	H	Michigan St.	79 67	159	A	Butler	64 53
																187	H	Youngstown St.	93 56
																207	H	Jackson St.	91 51
																223	H	Mt. St. Mary's	75 52
																311	H	Nicholls St.	111 47
LAST 10 Division I																			
138	H	Illinois	83 42					159	A	Butler	64 53								
40	A	Rutgers	66 56					72	H	North Florida	72 45								
86	H	Michigan St.	79 67					28	A	Miami (FL)	58 45								
7	H	UCLA	58 68					78	N	Washington St.	78 44								
187	H	Youngstown St.	93 56					37	N	Baylor	62 77								

Non-Div I Games:

Indiana

■ Loss,
■ Non-Conf, S Site,
■ Home
■ Away
N Neutral

Average RPI Win:	124	WON-LOST	WINNING	LAST 10	STRENGTH OF	OPP. STRENGTH	TEAM	ADJ.	CONF.	ADJ CONF.
Average RPI Loss:	58	RECORD	PCT. RANK	GAMES	SCHEDULE	OF SCHEDULE	RPI	RPI	RPI	RPI
DIV. I ONLY	14- 1	5	9-1	55	24	11	11	3	3	
DIV. I NON-CONF.	11- 0	1	6-0	71	89	8	8	2	2	
TOTALS	RPI 1-25	RPI 26-50	W-L RECORDS	RPI 51-100	RPI 101-150	RPI 150+				
14- 1	2- 0	3- 0	OVERALL	3- 1	1- 0	5- 0				
7- 0	1- 0	0- 0	HOME	3- 0	0- 0	3- 0				
5- 1	0- 0	2- 0	AWAY	0- 1	1- 0	2- 0				
2- 0	1- 0	1- 0	NEUTRAL	0- 0	0- 0	0- 0				
11- 0	1- 0	2- 0	NON-CONFERENCE	3- 0	1- 0	4- 0				
6- 0	0- 0	0- 0	HOME	3- 0	0- 0	3- 0				
3- 0	0- 0	1- 0	AWAY	0- 0	1- 0	1- 0				
2- 0	1- 0	1- 0	NEUTRAL	0- 0	0- 0	0- 0				
3- 1	1- 0	1- 0	CONFERENCE	0- 1	0- 0	1- 0				
1- 0	1- 0	0- 0	HOME	0- 0	0- 0	0- 0				
2- 1	0- 0	1- 0	AWAY	0- 1	0- 0	1- 0				
0- 0	0- 0	0- 0	NEUTRAL	0- 0	0- 0	0- 0				

RPI	S	Opponent	Score	RPI	S	Opponent	Score	RPI	S	Opponent	Score	RPI	S	Opponent	Score
14	N	Texas A&M	80 58	28	A	Miami (FL)	73 62	58	A	Syracuse	89 90	143	A	Florida	66 55
19	H	Virginia Tech	86 62	42	N	Michigan	79 69	69	H	St. John's (NY)	74 70	155	H	Samford	88 59
				47	A	LSU	70 62	72	H	North Florida	70 41	171	A	Clemson	81 64
								86	H	Michigan St.	78 68	214	H	Jacksonville	75 41
												334	A	UIC	86 42
												343	H	Charleston So.	88 36
LAST 10 Division I															
28	A	Miami (FL)	73 62	69	H	St. John's (NY)	74 70	171	A	Clemson	81 64				
58	A	Syracuse	89 90												
19	H	Virginia Tech	86 62	86	H	Michigan St.	78 68	14	N	Texas A&M	80 58				
42	N	Michigan	79 69	72	H	North Florida	70 41	143	A	Florida	66 55				

Non-Div I Games:

Florida St.

■ Loss,
 ■ Non-Conf, S Site,
 ■ Home
 ■ Away
 N Neutral

Average RPI Win:	124	WON-LOST	WINNING	LAST 10	STRENGTH OF	OPP. STRENGTH	TEAM	ADJ.	CONF.	ADJ CONF.
Average RPI Loss:	14	RECORD	PCT. RANK	GAMES	SCHEDULE	OF SCHEDULE	RPI	RPI	RPI	RPI
DIV. I ONLY	14- 2	20	8-2	16	32	12	12	4	4	
DIV. I NON-CONF.	12- 2	30	6-2	24	30	11	11	4	4	
TOTALS	RPI 1-25	RPI 26-50	W-L RECORDS	RPI 51-100	RPI 101-150	RPI 150+				
14- 2	0- 2	2- 0	OVERALL	3- 0	3- 0	6- 0				
6- 1	0- 1	0- 0	HOME	2- 0	1- 0	3- 0				
4- 0	0- 0	1- 0	AWAY	1- 0	0- 0	2- 0				
4- 1	0- 1	1- 0	NEUTRAL	0- 0	2- 0	1- 0				
12- 2	0- 2	2- 0	NON-CONFERENCE	2- 0	2- 0	6- 0				
5- 1	0- 1	0- 0	HOME	2- 0	0- 0	3- 0				
3- 0	0- 0	1- 0	AWAY	0- 0	0- 0	2- 0				
4- 1	0- 1	1- 0	NEUTRAL	0- 0	2- 0	1- 0				
2- 0	0- 0	0- 0	CONFERENCE	1- 0	1- 0	0- 0				
1- 0	0- 0	0- 0	HOME	0- 0	1- 0	0- 0				
1- 0	0- 0	0- 0	AWAY	1- 0	0- 0	0- 0				
0- 0	0- 0	0- 0	NEUTRAL	0- 0	0- 0	0- 0				

RPI 1-25				RPI 26-50				RPI 51-100				RPI 101+			
RPI	S	Opponent	Score	RPI	S	Opponent	Score	RPI	S	Opponent	Score	RPI	S	Opponent	Score
6	N	Stanford	62 67	30	N	Virginia	72 59	62	H	Troy	122 82	101	N	South Fla.	86 61
22	H	West Virginia	65 71	32	A	Marquette	74 68	64	H	UT Martin	82 46	142	N	Green Bay	83 58
								65	A	Georgia	73 66	143	H	Florida	93 47
												157	H	Southern Miss.	91 58
												172	A	Louisiana	64 48
												183	H	Murray St.	124 43
												185	N	San Francisco	73 38
												192	H	Little Rock	89 50
												207	A	Jackson St.	92 53
LAST 10 Division I															
				65	A	Georgia	73 66	172	A	Louisiana	64 48				
				143	H	Florida	93 47	22	H	West Virginia	65 71				
				192	H	Little Rock	89 50	6	N	Stanford	62 67				
				30	N	Virginia	72 59	142	N	Green Bay	83 58				
				101	N	South Fla.	86 61	185	N	San Francisco	73 38				

Non-Div I Games:

Mississippi St.

■ Loss,
 ■ Non-Conf,
 ■ S Site,
 ■ H Home
 ■ A Away
 N Neutral

Average RPI Win:	139	WON-LOST	WINNING	LAST 10	STRENGTH OF	OPP. STRENGTH	TEAM	ADJ.	CONF.	ADJ CONF.
Average RPI Loss:	58	RECORD	PCT. RANK	GAMES	SCHEDULE	OF SCHEDULE	RPI	RPI	RPI	RPI
DIV. I ONLY	11- 3	39	8-2	7	144	13	13	2	2	
DIV. I NON-CONF.	9- 2	40	6-1	18	172	15	15	3	3	
TOTALS	RPI 1-25	RPI 26-50	W-L RECORDS	RPI 51-100	RPI 101-150	RPI 150+				
11- 3	3- 0	0- 1	OVERALL	1- 2	2- 0	5- 0				
7- 0	2- 0	0- 0	HOME	0- 0	1- 0	4- 0				
2- 2	1- 0	0- 1	AWAY	1- 1	0- 0	0- 0				
2- 1	0- 0	0- 0	NEUTRAL	0- 1	1- 0	1- 0				
9- 2	2- 0	0- 1	NON-CONFERENCE	1- 1	1- 0	5- 0				
6- 0	2- 0	0- 0	HOME	0- 0	0- 0	4- 0				
1- 1	0- 0	0- 1	AWAY	1- 0	0- 0	0- 0				
2- 1	0- 0	0- 0	NEUTRAL	0- 1	1- 0	1- 0				
2- 1	1- 0	0- 0	CONFERENCE	0- 1	1- 0	0- 0				
1- 0	0- 0	0- 0	HOME	0- 0	1- 0	0- 0				
1- 1	1- 0	0- 0	AWAY	0- 1	0- 0	0- 0				
0- 0	0- 0	0- 0	NEUTRAL	0- 0	0- 0	0- 0				

RPI	S	Opponent	Score
18	H	Princeton	77 75
20	A	Northwestern	77 51
25	H	Drake	79 67

RPI	S	Opponent	Score
46	A	UNI	66 88

RPI	S	Opponent	Score
63	A	Nebraska	69 78
66	N	Washington	63 70
80	A	Iowa St.	75 69

RPI	S	Opponent	Score
138	H	Illinois	108 72
144	N	Cincinnati	69 61
171	H	Clemson	74 60
174	H	Fla. Atlantic	85 53
194	H	North Ala.	86 81
245	N	Towson	100 72
315	H	N.C. Central	102 50

LAST 10 Division I

20	A	Northwestern	77 51	80	A	Iowa St.	75 69
138	H	Illinois	108 72	171	H	Clemson	74 60
63	A	Nebraska	69 78	66	N	Washington	63 70
25	H	Drake	79 67	245	N	Towson	100 72
315	H	N.C. Central	102 50	144	N	Cincinnati	69 61

Non-Div I Games:

Iowa

■ Loss,
 ■ Non-Conf, S Site,
 ■ Home
 ■ Away
 N Neutral

Average RPI Win:	141	WON-LOST	WINNING	LAST 10	STRENGTH OF	OPP. STRENGTH	TEAM	ADJ.	CONF.	ADJ CONF.
Average RPI Loss:	11	RECORD	PCT. RANK	GAMES	SCHEDULE	OF SCHEDULE	RPI	RPI	RPI	RPI
DIV. I ONLY	14- 1	5	9-1	42	38	14	14	4	4	
DIV. I NON-CONF.	12- 1	10	7-1	67	23	14	14	4	4	
TOTALS	RPI 1-25	RPI 26-50	W-L RECORDS	RPI 51-100	RPI 101-150	RPI 150+				
14- 1	0- 1	5- 0	OVERALL	0- 0	3- 0	6- 0				
9- 0	0- 0	3- 0	HOME	0- 0	1- 0	5- 0				
3- 0	0- 0	1- 0	AWAY	0- 0	1- 0	1- 0				
2- 1	0- 1	1- 0	NEUTRAL	0- 0	1- 0	0- 0				
12- 1	0- 1	4- 0	NON-CONFERENCE	0- 0	3- 0	5- 0				
8- 0	0- 0	3- 0	HOME	0- 0	1- 0	4- 0				
2- 0	0- 0	0- 0	AWAY	0- 0	1- 0	1- 0				
2- 1	0- 1	1- 0	NEUTRAL	0- 0	1- 0	0- 0				
2- 0	0- 0	1- 0	CONFERENCE	0- 0	0- 0	1- 0				
1- 0	0- 0	0- 0	HOME	0- 0	0- 0	1- 0				
1- 0	0- 0	1- 0	AWAY	0- 0	0- 0	0- 0				
0- 0	0- 0	0- 0	NEUTRAL	0- 0	0- 0	0- 0				

RPI 1-25			RPI 26-50			RPI 51-100			RPI 101+		
RPI	S	Opponent	Score	RPI	S	Opponent	Score	RPI	S	Opponent	Score
11	N	Florida St.	58 80	31	N	Georgia Tech	60 48	106	A	Southern California	74 64
				33	H	Duke	79 58	112	N	Montana St.	78 67
				38	H	TCU	70 68	140	H	Houston	72 43
				43	A	Arkansas	84 77	188	A	Rice	62 61
				44	H	Oklahoma St.	74 62	192	H	Little Rock	78 35
								239	H	A&M-Corpus Christi	85 48
								250	H	Ole Miss	79 35
								251	H	Central Ark.	76 46
								302	H	Prairie View	80 38
LAST 10 Division I											
250	H	Ole Miss	79 35	140	H	Houston	72 43				
43	A	Arkansas	84 77	38	H	TCU	70 68				
239	H	A&M-Corpus Christi	85 48	44	H	Oklahoma St.	74 62				
112	N	Montana St.	78 67	251	H	Central Ark.	76 46				
31	N	Georgia Tech	60 48	11	N	Florida St.	58 80				

Non-Div I Games:

Texas A&M

Loss,
Non-Conf, S Site,
H Home
A Away
N Neutral

Oregon

Through Games Of Jan. 8, 2020

Average RPI Win:	147	WON-LOST	WINNING	LAST 10	STRENGTH OF	OPP. STRENGTH	TEAM	ADJ.	CONF.	ADJ CONF.
Average RPI Loss:	4	RECORD	PCT. RANK	GAMES	SCHEDULE	OF SCHEDULE	RPI	RPI	RPI	RPI
DIV. I ONLY	12- 1	13	9-1	48	60	15	15	1	1	
DIV. I NON-CONF.	10- 1	19	7-1	80	49	17	17	1	1	
TOTALS	RPI 1-25	RPI 26-50	W-L RECORDS	RPI 51-100	RPI 101-150	RPI 150+				
12- 1	0- 1	2- 0	OVERALL	3- 0	1- 0	6- 0				
8- 0	0- 0	1- 0	HOME	2- 0	0- 0	5- 0				
2- 0	0- 0	0- 0	AWAY	1- 0	0- 0	1- 0				
2- 1	0- 1	1- 0	NEUTRAL	0- 0	1- 0	0- 0				
10- 1	0- 1	1- 0	NON-CONFERENCE	3- 0	1- 0	5- 0				
6- 0	0- 0	0- 0	HOME	2- 0	0- 0	4- 0				
2- 0	0- 0	0- 0	AWAY	1- 0	0- 0	1- 0				
2- 1	0- 1	1- 0	NEUTRAL	0- 0	1- 0	0- 0				
2- 0	0- 0	1- 0	CONFERENCE	0- 0	0- 0	1- 0				
2- 0	0- 0	1- 0	HOME	0- 0	0- 0	1- 0				
0- 0	0- 0	0- 0	AWAY	0- 0	0- 0	0- 0				
0- 0	0- 0	0- 0	NEUTRAL	0- 0	0- 0	0- 0				

RPI 1-25				Team's RPI: 15		RPI 26-50				RPI 51-100				RPI 101+			
RPI	S	Opponent	Score	RPI	S	Opponent	Score	RPI	S	Opponent	Score	RPI	S	Opponent	Score		
4	N	Louisville	62 72	29	H	Colorado	104 46	58	A	Syracuse	81 64	117	N	UT Arlington	91 54		
				44	N	Oklahoma St.	89 72	77	H	Texas Southern	99 63	164	H	Utah	88 51		
								97	H	South Dakota St.	95 56	197	H	Northeastern	89 47		
												202	H	Kansas St.	89 51		
												240	H	UC Riverside	84 41		
												249	A	Long Beach St.	81 45		
												288	H	Utah St.	109 52		
LAST 10 Division I																	
				164	H	Utah	88 51	97	H	South Dakota St.	95 56						
				29	H	Colorado	104 46	4	N	Louisville	62 72						
				202	H	Kansas St.	89 51	117	N	UT Arlington	91 54						
				240	H	UC Riverside	84 41	58	A	Syracuse	81 64						
				249	A	Long Beach St.	81 45	44	N	Oklahoma St.	89 72						

Non-Div I Games: Corban 125 42

Oregon

■ Loss,
 ■ Non-Conf, S Site,
 ■ Home
 ■ Away
 N Neutral

Average RPI Win: 132		WON-LOST	WINNING	LAST 10	STRENGTH OF	OPP. STRENGTH	TEAM	ADJ.	CONF.	ADJ CONF.
Average RPI Loss: 0		RECORD	PCT. RANK	GAMES	SCHEDULE	OF SCHEDULE	RPI	RPI	RPI	RPI
DIV. I ONLY		14- 0	1	10-0	124	9	16	16	3	3
DIV. I NON-CONF.		11- 0	1	7-0	188	42	18	18	2	2
TOTALS	RPI 1-25		RPI 26-50		W-L RECORDS	RPI 51-100	RPI 101-150		RPI 150+	
14- 0	2- 0		1- 0		OVERALL	3- 0	3- 0		5- 0	
9- 0	2- 0		1- 0		HOME	1- 0	1- 0		4- 0	
3- 0	0- 0		0- 0		AWAY	1- 0	2- 0		0- 0	
2- 0	0- 0		0- 0		NEUTRAL	1- 0	0- 0		1- 0	
11- 0	1- 0		0- 0		NON-CONFERENCE	2- 0	3- 0		5- 0	
7- 0	1- 0		0- 0		HOME	1- 0	1- 0		4- 0	
2- 0	0- 0		0- 0		AWAY	0- 0	2- 0		0- 0	
2- 0	0- 0		0- 0		NEUTRAL	1- 0	0- 0		1- 0	
3- 0	1- 0		1- 0		CONFERENCE	1- 0	0- 0		0- 0	
2- 0	1- 0		1- 0		HOME	0- 0	0- 0		0- 0	
1- 0	0- 0		0- 0		AWAY	1- 0	0- 0		0- 0	
0- 0	0- 0		0- 0		NEUTRAL	0- 0	0- 0		0- 0	

RPI 1-25				Team's RPI: 16		RPI 26-50				RPI 51-100				RPI 101+			
RPI	S	Opponent	Score	RPI	S	Opponent	Score	RPI	S	Opponent	Score	RPI	S	Opponent	Score		
19	H	Virginia Tech	76 69	30	H	Virginia	80 60	71	N	Texas	84 73	102	H	Elon	62 49		
23	H	Maryland	66 59					87	A	Boston College	72 54	128	A	Saint Mary's (CA)	87 70		
								90	H	N.C. A&T	80 44	146	A	Hawaii	68 59		
												175	H	Lamar University	81 40		
												219	H	Chattanooga	74 38		
												227	N	North Texas	76 65		
												254	H	Maine	62 34		
												279	H	UNCW	80 40		
LAST 10 Division I																	
30	H	Virginia	80 60	23	H	Maryland	66 59										
19	H	Virginia Tech	76 69	227	N	North Texas	76 65										
87	A	Boston College	72 54	146	A	Hawaii	68 59										
219	H	Chattanooga	74 38	71	N	Texas	84 73										
102	H	Elon	62 49	128	A	Saint Mary's (CA)	87 70										

Non-Div I Games:

NC State

■ Loss, ■ Non-Conf, S Site, H Home A Away N Neutral

Creighton

Through Games Of Jan. 8, 2020

Average RPI Win:	121	WON-LOST	WINNING	LAST 10	STRENGTH OF	OPP. STRENGTH	TEAM	ADJ.	CONF.	ADJ CONF.
Average RPI Loss:	31	RECORD	PCT. RANK	GAMES	SCHEDULE	OF SCHEDULE	RPI	RPI	RPI	RPI
DIV. I ONLY	11- 4	61	7-3	10	43	17	17	6	6	
DIV. I NON-CONF.	8- 3	68	4-2	11	79	10	10	6	6	
TOTALS	RPI 1-25	RPI 26-50	W-L RECORDS	RPI 51-100	RPI 101-150	RPI 150+				
11- 4	1- 2	2- 1	OVERALL	4- 1	1- 0	3- 0				
5- 1	0- 1	2- 0	HOME	1- 0	1- 0	1- 0				
4- 3	0- 1	0- 1	AWAY	2- 1	0- 0	2- 0				
2- 0	1- 0	0- 0	NEUTRAL	1- 0	0- 0	0- 0				
8- 3	1- 1	1- 1	NON-CONFERENCE	3- 1	1- 0	2- 0				
4- 0	0- 0	1- 0	HOME	1- 0	1- 0	1- 0				
2- 3	0- 1	0- 1	AWAY	1- 1	0- 0	1- 0				
2- 0	1- 0	0- 0	NEUTRAL	1- 0	0- 0	0- 0				
3- 1	0- 1	1- 0	CONFERENCE	1- 0	0- 0	1- 0				
1- 1	0- 1	1- 0	HOME	0- 0	0- 0	0- 0				
2- 0	0- 0	0- 0	AWAY	1- 0	0- 0	1- 0				
0- 0	0- 0	0- 0	NEUTRAL	0- 0	0- 0	0- 0				

RPI	S	Opponent	Score	RPI	S	Opponent	Score	RPI	S	Opponent	Score	RPI	S	Opponent	Score
9	H	DePaul	71 74	32	H	Marquette	72 62	51	A	Arizona St.	55 70	148	H	Wichita St.	56 46
22	N	West Virginia	82 75	39	A	South Dakota	65 72	54	A	Villanova	58 42	206	A	Georgetown	65 56
25	A	Drake	53 63	46	H	UNI	57 54	57	N	Temple	69 59	284	A	Omaha	67 54
								63	A	Nebraska	79 74	321	H	North Dakota St.	70 59
								97	H	South Dakota St.	61 48				
LAST 10 Division I															
9	H	DePaul	71 74	148	H	Wichita St.	56 46								
32	H	Marquette	72 62	46	H	UNI	57 54								
54	A	Villanova	58 42	39	A	South Dakota	65 72								
206	A	Georgetown	65 56	57	N	Temple	69 59								
51	A	Arizona St.	55 70	22	N	West Virginia	82 75								

Non-Div I Games:

Creighton

Loss, Non-Conf, S Site, H Home A Away N Neutral

Average RPI Win:	171	WON-LOST	WINNING	LAST 10	STRENGTH OF	OPP. STRENGTH	TEAM	ADJ.	CONF.	ADJ CONF.
Average RPI Loss:	13	RECORD	PCT. RANK	GAMES	SCHEDULE	OF SCHEDULE	RPI	RPI	RPI	RPI
DIV. I ONLY	12- 1	13	9-1	97	93	18	18	9	9	
DIV. I NON-CONF.	12- 1	10	9-1	105	103	16	16	9	9	
TOTALS	RPI 1-25	RPI 26-50	W-L RECORDS	RPI 51-100	RPI 101-150	RPI 150+				
12- 1	0- 1	1- 0	OVERALL	3- 0	2- 0	6- 0				
7- 0	0- 0	1- 0	HOME	0- 0	1- 0	5- 0				
5- 1	0- 1	0- 0	AWAY	3- 0	1- 0	1- 0				
0- 0	0- 0	0- 0	NEUTRAL	0- 0	0- 0	0- 0				
12- 1	0- 1	1- 0	NON-CONFERENCE	3- 0	2- 0	6- 0				
7- 0	0- 0	1- 0	HOME	0- 0	1- 0	5- 0				
5- 1	0- 1	0- 0	AWAY	3- 0	1- 0	1- 0				
0- 0	0- 0	0- 0	NEUTRAL	0- 0	0- 0	0- 0				
0- 0	0- 0	0- 0	CONFERENCE	0- 0	0- 0	0- 0				
0- 0	0- 0	0- 0	HOME	0- 0	0- 0	0- 0				
0- 0	0- 0	0- 0	AWAY	0- 0	0- 0	0- 0				
0- 0	0- 0	0- 0	NEUTRAL	0- 0	0- 0	0- 0				

RPI S	Opponent	Score	RPI S	Opponent	Score	RPI S	Opponent	Score	RPI S	Opponent	Score
13	A Iowa	75 77	36	H FGCU	67 53	61	A Marist	62 50	114	A George Washington	75 50
						68	A Saint Louis	66 50	131	H Rider	80 47
						74	A Seton Hall	78 76	178	A Missouri	68 33
									208	H Penn St.	72 55
									229	H Monmouth	52 40
									287	H St. Francis Brooklyn	76 44
									322	H New Hampshire	77 37
									341	H Hartford	73 42
LAST 10 Division I											
322	H New Hampshire	77 37	61	A Marist	62 50						
68	A Saint Louis	66 50	287	H St. Francis Brooklyn	76 44						
178	A Missouri	68 33	229	H Monmouth	52 40						
208	H Penn St.	72 55	13	A Iowa	75 77						
341	H Hartford	73 42	36	H FGCU	67 53						

Non-Div I Games:

Princeton

■ Loss,
 ■ Non-Conf, S Site,
 ■ Home
 ■ Away
 N Neutral

Average RPI Win:	151	WON-LOST	WINNING	LAST 10	STRENGTH OF	OPP. STRENGTH	TEAM	ADJ.	CONF.	ADJ CONF.
Average RPI Loss:	31	RECORD	PCT. RANK	GAMES	SCHEDULE	OF SCHEDULE	RPI	RPI	RPI	RPI
DIV. I ONLY	11- 3	39	7-3	25	97	19	19	3	3	
DIV. I NON-CONF.	10- 1	19	6-1	121	95	25	25	2	2	
TOTALS	RPI 1-25	RPI 26-50	W-L RECORDS	RPI 51-100	RPI 101-150	RPI 150+				
11- 3	0- 2	1- 0	OVERALL	1- 1	4- 0	5- 0				
7- 0	0- 0	1- 0	HOME	1- 0	2- 0	3- 0				
1- 2	0- 2	0- 0	AWAY	0- 0	0- 0	1- 0				
3- 1	0- 0	0- 0	NEUTRAL	0- 1	2- 0	1- 0				
10- 1	0- 0	1- 0	NON-CONFERENCE	1- 1	3- 0	5- 0				
6- 0	0- 0	1- 0	HOME	1- 0	1- 0	3- 0				
1- 0	0- 0	0- 0	AWAY	0- 0	0- 0	1- 0				
3- 1	0- 0	0- 0	NEUTRAL	0- 1	2- 0	1- 0				
1- 2	0- 2	0- 0	CONFERENCE	0- 0	1- 0	0- 0				
1- 0	0- 0	0- 0	HOME	0- 0	1- 0	0- 0				
0- 2	0- 2	0- 0	AWAY	0- 0	0- 0	0- 0				
0- 0	0- 0	0- 0	NEUTRAL	0- 0	0- 0	0- 0				

RPI	S	Opponent	Score	RPI	S	Opponent	Score	RPI	S	Opponent	Score	RPI	S	Opponent	Score
11	A	Florida St.	62 86	26	H	Purdue	67 54	65	N	Georgia	72 77	104	N	Belmont	60 58
16	A	NC State	69 76					98	H	Liberty	73 69	107	H	Davidson	88 68
												110	H	North Carolina	76 70
												148	N	Wichita St.	84 63
												165	A	George Mason	77 58
												188	N	Rice	54 45
												203	H	Gardner-Webb	87 65
												221	H	Saint Francis (PA)	105 41
												295	H	UMES	86 43
LAST 10 Division I															
110	H	North Carolina	76 70	203	H	Gardner-Webb	87 65								
16	A	NC State	69 76	26	H	Purdue	67 54								
11	A	Florida St.	62 86	65	N	Georgia	72 77								
148	N	Wichita St.	84 63	104	N	Belmont	60 58								
188	N	Rice	54 45	107	H	Davidson	88 68								

Non-Div I Games:

Virginia Tech

Northwestern

Through Games Of Jan. 8, 2020

Average RPI Win:	137	WON-LOST	WINNING	LAST 10	STRENGTH OF	OPP. STRENGTH	TEAM	ADJ.	CONF.	ADJ CONF.
Average RPI Loss:	11	RECORD	PCT. RANK	GAMES	SCHEDULE	OF SCHEDULE	RPI	RPI	RPI	RPI
DIV. I ONLY	12- 2	25	8-2	52	14	20	20	2	2	
DIV. I NON-CONF.	10- 1	19	6-1	116	22	23	23	3	3	
TOTALS	RPI 1-25	RPI 26-50	W-L RECORDS	RPI 51-100	RPI 101-150	RPI 150+				
12- 2	1- 2	2- 0	OVERALL	1- 0	3- 0	5- 0				
7- 2	1- 2	0- 0	HOME	1- 0	2- 0	3- 0				
3- 0	0- 0	2- 0	AWAY	0- 0	1- 0	0- 0				
2- 0	0- 0	0- 0	NEUTRAL	0- 0	0- 0	2- 0				
10- 1	0- 1	2- 0	NON-CONFERENCE	1- 0	2- 0	5- 0				
6- 1	0- 1	0- 0	HOME	1- 0	2- 0	3- 0				
2- 0	0- 0	2- 0	AWAY	0- 0	0- 0	0- 0				
2- 0	0- 0	0- 0	NEUTRAL	0- 0	0- 0	2- 0				
2- 1	1- 1	0- 0	CONFERENCE	0- 0	1- 0	0- 0				
1- 1	1- 1	0- 0	HOME	0- 0	0- 0	0- 0				
1- 0	0- 0	0- 0	AWAY	0- 0	1- 0	0- 0				
0- 0	0- 0	0- 0	NEUTRAL	0- 0	0- 0	0- 0				

RPI 1-25				RPI 26-50				RPI 51-100				RPI 101+			
RPI	S	Opponent	Score	RPI	S	Opponent	Score	RPI	S	Opponent	Score	RPI	S	Opponent	Score
9	H	DePaul	68 70	32	A	Marquette	64 56	87	H	Boston College	66 63	105	H	Colgate	73 44
13	H	Iowa	51 77	33	A	Duke	63 42					117	H	UT Arlington	74 47
23	H	Maryland	81 58									138	A	Illinois	77 50
												169	H	Valparaiso	69 48
												204	H	Dartmouth	79 37
												236	N	East Carolina	64 45
												246	N	Xavier	79 59
												253	H	Loyola Maryland	67 46
LAST 10 Division I															
13	H	Iowa	51 77	117	H	UT Arlington	74 47								
23	H	Maryland	81 58	204	H	Dartmouth	79 37								
138	A	Illinois	77 50	87	H	Boston College	66 63								
246	N	Xavier	79 59	9	H	DePaul	68 70								
236	N	East Carolina	64 45	105	H	Colgate	73 44								

Non-Div I Games:

Northwestern

■ Loss,
■ Non-Conf, S Site,
■ Home
■ Away
N Neutral

Kentucky

Through Games Of Jan. 8, 2020

Average RPI Win: 162		WON-LOST	WINNING	LAST 10	STRENGTH OF		OPP. STRENGTH	TEAM	ADJ.	CONF.	ADJ CONF.
Average RPI Loss: 4		RECORD	PCT. RANK	GAMES	SCHEDULE		OF SCHEDULE	RPI	RPI	RPI	RPI
DIV. I ONLY		12- 2	25	8-2	62		34	21	21	4	4
DIV. I NON-CONF.		11- 1	14	7-1	143		33	32	32	4	4
TOTALS		RPI 1-25	RPI 26-50		W-L RECORDS		RPI 51-100	RPI 101-150		RPI 150+	
12- 2	0- 2	3- 0		OVERALL		1- 0	2- 0		6- 0		
9- 1	0- 1	1- 0		HOME		1- 0	1- 0		6- 0		
3- 1	0- 1	2- 0		AWAY		0- 0	1- 0		0- 0		
0- 0	0- 0	0- 0		NEUTRAL		0- 0	0- 0		0- 0		
11- 1	0- 1	3- 0		NON-CONFERENCE		0- 0	2- 0		6- 0		
8- 1	0- 1	1- 0		HOME		0- 0	1- 0		6- 0		
3- 0	0- 0	2- 0		AWAY		0- 0	1- 0		0- 0		
0- 0	0- 0	0- 0		NEUTRAL		0- 0	0- 0		0- 0		
1- 1	0- 1	0- 0		CONFERENCE		1- 0	0- 0		0- 0		
1- 0	0- 0	0- 0		HOME		1- 0	0- 0		0- 0		
0- 1	0- 1	0- 0		AWAY		0- 0	0- 0		0- 0		
0- 0	0- 0	0- 0		NEUTRAL		0- 0	0- 0		0- 0		

RPI 1-25				RPI 26-50				RPI 51-100				RPI 101+			
RPI	S	Opponent	Score	RPI	S	Opponent	Score	RPI	S	Opponent	Score	RPI	S	Opponent	Score
3	A	South Carolina	72 99	30	A	Virginia	50 47	96	H	Tennessee	80 76	108	A	California	63 61
4	H	Louisville	66 67	45	H	Charlotte	86 39					145	H	Austin Peay	81 52
				49	A	Middle Tenn.	67 52					155	H	Samford	79 49
												223	H	Mt. St. Mary's	67 44
												230	H	Stetson	67 48
												262	H	Winthrop	91 36
												286	H	Morehead St.	79 54
												316	H	Grambling	81 35
LAST 10 Division I															
				96	H	Tennessee	80 76	155	H	Samford	79 49				
				3	A	South Carolina	72 99	45	H	Charlotte	86 39				
				108	A	California	63 61	145	H	Austin Peay	81 52				
				4	H	Louisville	66 67	316	H	Grambling	81 35				
				262	H	Winthrop	91 36	286	H	Morehead St.	79 54				

Non-Div I Games:

Kentucky

■ Loss,
 ■ Non-Conf, S Site,
 ■ Home
 ■ Away
 N Neutral

West Virginia

Through Games Of Jan. 8, 2020

Average RPI Win:	174	WON-LOST	WINNING	LAST 10	STRENGTH OF	OPP. STRENGTH	TEAM	ADJ.	CONF.	ADJ CONF.
Average RPI Loss:	17	RECORD	PCT. RANK	GAMES	SCHEDULE	OF SCHEDULE	RPI	RPI	RPI	RPI
DIV. I ONLY	12- 1	13	9-1	110	77	22	22	5	5	
DIV. I NON-CONF.	10- 1	19	7-1	187	76	36	36	5	5	
TOTALS	RPI 1-25	RPI 26-50	W-L RECORDS	RPI 51-100	RPI 101-150	RPI 150+				
12- 1	1- 1	0- 0	OVERALL	3- 0	1- 0	7- 0				
5- 0	0- 0	0- 0	HOME	0- 0	1- 0	4- 0				
3- 0	1- 0	0- 0	AWAY	1- 0	0- 0	1- 0				
4- 1	0- 1	0- 0	NEUTRAL	2- 0	0- 0	2- 0				
10- 1	1- 1	0- 0	NON-CONFERENCE	2- 0	1- 0	6- 0				
5- 0	0- 0	0- 0	HOME	0- 0	1- 0	4- 0				
1- 0	1- 0	0- 0	AWAY	0- 0	0- 0	0- 0				
4- 1	0- 1	0- 0	NEUTRAL	2- 0	0- 0	2- 0				
2- 0	0- 0	0- 0	CONFERENCE	1- 0	0- 0	1- 0				
0- 0	0- 0	0- 0	HOME	0- 0	0- 0	0- 0				
2- 0	0- 0	0- 0	AWAY	1- 0	0- 0	1- 0				
0- 0	0- 0	0- 0	NEUTRAL	0- 0	0- 0	0- 0				

RPI	S	Opponent	Score
12	A	Mississippi St.	71 65
17	N	Creighton	75 82

RPI	S	Opponent	Score
53	A	Kansas	68 49
58	N	Syracuse	71 69
86	N	Michigan St.	63 57

RPI	S	Opponent	Score
53	A	Kansas	68 49
58	N	Syracuse	71 69
86	N	Michigan St.	63 57

RPI	S	Opponent	Score
150	H	Cornell	68 62
186	N	New Mexico	73 60
189	N	Norfolk St.	72 55
202	A	Kansas St.	74 63
221	H	Saint Francis (PA)	74 45
290	H	Radford	74 37
300	H	Presbyterian	56 40
339	H	Coppin St.	82 47

LAST 10 Division I

53	A	Kansas	68 49	189	N	Norfolk St.	72 55
202	A	Kansas St.	74 63	12	A	Mississippi St.	71 65
150	H	Cornell	68 62	186	N	New Mexico	73 60
58	N	Syracuse	71 69	17	N	Creighton	75 82
86	N	Michigan St.	63 57	339	H	Coppin St.	82 47

Non-Div I Games:

West Virginia

■ Loss,
 ■ Non-Conf, S Site,
 ■ Home
 ■ Away
 N Neutral

Maryland

Through Games Of Jan. 8, 2020

Average RPI Win:	157	WON-LOST	WINNING	LAST 10	STRENGTH OF	OPP. STRENGTH	TEAM	ADJ.	CONF.	ADJ CONF.
Average RPI Loss:	13	RECORD	PCT. RANK	GAMES	SCHEDULE	OF SCHEDULE	RPI	RPI	RPI	RPI
DIV. I ONLY	11- 3	39	8-2	47	19	23	23	2	2	
DIV. I NON-CONF.	9- 2	40	6-1	110	46	38	38	3	3	
TOTALS	RPI 1-25	RPI 26-50	W-L RECORDS	RPI 51-100	RPI 101-150	RPI 150+				
11- 3	1- 3	2- 0	OVERALL	0- 0	2- 0	6- 0				
7- 1	1- 1	1- 0	HOME	0- 0	1- 0	4- 0				
2- 2	0- 2	1- 0	AWAY	0- 0	0- 0	1- 0				
2- 0	0- 0	0- 0	NEUTRAL	0- 0	1- 0	1- 0				
9- 2	0- 2	1- 0	NON-CONFERENCE	0- 0	2- 0	6- 0				
5- 1	0- 1	0- 0	HOME	0- 0	1- 0	4- 0				
2- 1	0- 1	1- 0	AWAY	0- 0	0- 0	1- 0				
2- 0	0- 0	0- 0	NEUTRAL	0- 0	1- 0	1- 0				
2- 1	1- 1	1- 0	CONFERENCE	0- 0	0- 0	0- 0				
2- 0	1- 0	1- 0	HOME	0- 0	0- 0	0- 0				
0- 1	0- 1	0- 0	AWAY	0- 0	0- 0	0- 0				
0- 0	0- 0	0- 0	NEUTRAL	0- 0	0- 0	0- 0				

RPI 1-25				RPI 26-50				RPI 51-100				RPI 101+			
RPI	S	Opponent	Score	RPI	S	Opponent	Score	RPI	S	Opponent	Score	RPI	S	Opponent	Score
3	H	South Carolina	54 63	27	A	James Madison	70 68					104	N	Belmont	90 26
16	A	NC State	59 66	42	H	Michigan	70 55					114	H	George Washington	88 54
20	A	Northwestern	58 81									171	N	Clemson	63 44
24	H	Ohio St.	72 62									209	H	Delaware	99 55
												213	H	Quinnipiac	107 52
												253	H	Loyola Maryland	105 45
												255	H	Wagner	119 56
												319	A	Georgia St.	114 41
LAST 10 Division I															
24	H	Ohio St.	72 62	16	A	NC State	59 66								
20	A	Northwestern	58 81	104	N	Belmont	90 26								
42	H	Michigan	70 55	171	N	Clemson	63 44								
319	A	Georgia St.	114 41	213	H	Quinnipiac	107 52								
253	H	Loyola Maryland	105 45	114	H	George Washington	88 54								

Non-Div I Games:

Maryland

Loss, Non-Conf, S Site, H Home A Away N Neutral

Average RPI Win:	147	WON-LOST	WINNING	LAST 10	STRENGTH OF	OPP. STRENGTH	TEAM	ADJ.	CONF.	ADJ CONF.
Average RPI Loss:	36	RECORD	PCT. RANK	GAMES	SCHEDULE	OF SCHEDULE	RPI	RPI	RPI	RPI
DIV. I ONLY	8- 6	132	5-5	5	79	24	24	2	2	
DIV. I NON-CONF.	7- 4	100	4-3	8	145	24	24	3	3	
TOTALS	RPI 1-25	RPI 26-50	W-L RECORDS	RPI 51-100	RPI 101-150	RPI 150+				
8- 6	1- 3	2- 2	OVERALL	0- 0	2- 1	3- 0				
2- 3	1- 1	0- 1	HOME	0- 0	0- 1	1- 0				
4- 2	0- 2	1- 0	AWAY	0- 0	2- 0	1- 0				
2- 1	0- 0	1- 1	NEUTRAL	0- 0	0- 0	1- 0				
7- 4	1- 2	1- 1	NON-CONFERENCE	0- 0	2- 1	3- 0				
2- 2	1- 1	0- 0	HOME	0- 0	0- 1	1- 0				
3- 1	0- 1	0- 0	AWAY	0- 0	2- 0	1- 0				
2- 1	0- 0	1- 1	NEUTRAL	0- 0	0- 0	1- 0				
1- 2	0- 1	1- 1	CONFERENCE	0- 0	0- 0	0- 0				
0- 1	0- 0	0- 1	HOME	0- 0	0- 0	0- 0				
1- 1	0- 1	1- 0	AWAY	0- 0	0- 0	0- 0				
0- 0	0- 0	0- 0	NEUTRAL	0- 0	0- 0	0- 0				

RPI 1-25				RPI 26-50				RPI 51-100				RPI 101+			
RPI	S	Opponent	Score	RPI	S	Opponent	Score	RPI	S	Opponent	Score	RPI	S	Opponent	Score
1	H	UConn	62 73	26	H	Purdue	50 66					121	H	Ohio	68 74
4	H	Louisville	67 60	39	N	South Dakota	53 68					122	A	Kent St.	75 65
6	A	Stanford	52 71	46	N	UNI	64 46					144	A	Cincinnati	78 73
23	A	Maryland	62 72	48	A	Minnesota	66 63					169	N	Valparaiso	89 38
												290	H	Radford	70 57
												350	A	Sacramento St.	104 74
LAST 10 Division I															
23	A	Maryland	62 72	290	H	Radford	70 57								
48	A	Minnesota	66 63	4	H	Louisville	67 60								
26	H	Purdue	50 66	46	N	UNI	64 46								
350	A	Sacramento St.	104 74	39	N	South Dakota	53 68								
6	A	Stanford	52 71	1	H	UConn	62 73								

Non-Div I Games:

Ohio St.

■ Loss,
 ■ Non-Conf, S Site,
 ■ Home
 ■ Away
 N Neutral

Drake

Through Games Of Jan. 8, 2020

Average RPI Win:	128	WON-LOST	WINNING	LAST 10	STRENGTH OF	OPP. STRENGTH	TEAM	ADJ.	CONF.	ADJ CONF.
Average RPI Loss:	30	RECORD	PCT. RANK	GAMES	SCHEDULE	OF SCHEDULE	RPI	RPI	RPI	RPI
DIV. I ONLY	8- 4	83	6-4	28	5	25	25	7	7	
DIV. I NON-CONF.	7- 4	100	5-4	41	5	30	30	7	7	
TOTALS	RPI 1-25	RPI 26-50	W-L RECORDS	RPI 51-100	RPI 101-150	RPI 150+				
8- 4	1- 1	1- 3	OVERALL	2- 0	1- 0	3- 0				
5- 0	1- 0	1- 0	HOME	2- 0	0- 0	1- 0				
1- 3	0- 1	0- 2	AWAY	0- 0	0- 0	1- 0				
2- 1	0- 0	0- 1	NEUTRAL	0- 0	1- 0	1- 0				
7- 4	1- 1	0- 3	NON-CONFERENCE	2- 0	1- 0	3- 0				
4- 0	1- 0	0- 0	HOME	2- 0	0- 0	1- 0				
1- 3	0- 1	0- 2	AWAY	0- 0	0- 0	1- 0				
2- 1	0- 0	0- 1	NEUTRAL	0- 0	1- 0	1- 0				
1- 0	0- 0	1- 0	CONFERENCE	0- 0	0- 0	0- 0				
1- 0	0- 0	1- 0	HOME	0- 0	0- 0	0- 0				
0- 0	0- 0	0- 0	AWAY	0- 0	0- 0	0- 0				
0- 0	0- 0	0- 0	NEUTRAL	0- 0	0- 0	0- 0				

RPI	S	Opponent	Score	RPI	S	Opponent	Score	RPI	S	Opponent	Score	RPI	S	Opponent	Score
13	A	Iowa	67 79	26	N	Purdue	47 67	80	H	Iowa St.	86 81	118	N	Auburn	83 82
17	H	Creighton	63 53	39	A	South Dakota	94 102	97	H	South Dakota St.	74 67	184	A	Northern Ill.	73 49
				41	A	Oklahoma	84 93					225	H	Western Ill.	94 75
				46	H	UNI	104 87					254	N	Maine	94 62
LAST 10 Division I															
				46	H	UNI	104 87	254	N	Maine	94 62				
				184	A	Northern Ill.	73 49	26	N	Purdue	47 67				
				13	A	Iowa	67 79	225	H	Western Ill.	94 75				
				41	A	Oklahoma	84 93	17	H	Creighton	63 53				
				118	N	Auburn	83 82	39	A	South Dakota	94 102				

Non-Div I Games: Waldorf 103 18

Drake

Loss, Non-Conf, S Site, H Home A Away N Neutral

Average RPI Win: 130	WON-LOST	WINNING	LAST 10	STRENGTH OF	OPP. STRENGTH	TEAM	ADJ.	CONF.	ADJ CONF.
Average RPI Loss: 18	RECORD	PCT. RANK	GAMES	SCHEDULE	OF SCHEDULE	RPI	RPI	RPI	RPI
DIV. I ONLY	11- 4	61	6-4	36	4	26	26	2	2
DIV. I NON-CONF.	9- 3	64	4-3	70	6	27	27	3	3
TOTALS	RPI 1-25	RPI 26-50	W-L RECORDS	RPI 51-100	RPI 101-150	RPI 150+			
11- 4	2- 3	0- 1	OVERALL	2- 0	2- 0	5- 0			
7- 1	0- 0	0- 1	HOME	1- 0	2- 0	4- 0			
2- 2	1- 2	0- 0	AWAY	0- 0	0- 0	1- 0			
2- 1	1- 1	0- 0	NEUTRAL	1- 0	0- 0	0- 0			
9- 3	1- 3	0- 0	NON-CONFERENCE	2- 0	1- 0	5- 0			
6- 0	0- 0	0- 0	HOME	1- 0	1- 0	4- 0			
1- 2	0- 2	0- 0	AWAY	0- 0	0- 0	1- 0			
2- 1	1- 1	0- 0	NEUTRAL	1- 0	0- 0	0- 0			
2- 1	1- 0	0- 1	CONFERENCE	0- 0	1- 0	0- 0			
1- 1	0- 0	0- 1	HOME	0- 0	1- 0	0- 0			
1- 0	1- 0	0- 0	AWAY	0- 0	0- 0	0- 0			
0- 0	0- 0	0- 0	NEUTRAL	0- 0	0- 0	0- 0			

RPI 1-25				RPI 26-50				Team's RPI: 26				RPI 51-100				RPI 101+			
RPI	S	Opponent	Score	RPI	S	Opponent	Score	RPI	S	Opponent	Score	RPI	S	Opponent	Score	RPI	S	Opponent	Score
3	A	South Carolina	49 85	40	H	Rutgers	53 59	51	N	Arizona St.	59 52	111	H	Wisconsin	72 61				
8	N	Gonzaga	50 63					56	H	Western Ky.	67 50	122	H	Kent St.	77 64				
19	A	Virginia Tech	54 67									176	H	Bowling Green	81 74				
24	A	Ohio St.	66 50									184	H	Northern Ill.	68 63				
25	N	Drake	67 47									219	A	Chattanooga	66 34				
												225	H	Western Ill.	66 59				
												241	H	Milwaukee	68 55				
LAST 10 Division I																			
40	H	Rutgers	53 59	3	A	South Carolina	49 85												
111	H	Wisconsin	72 61	122	H	Kent St.	77 64												
24	A	Ohio St.	66 50	19	A	Virginia Tech	54 67												
176	H	Bowling Green	81 74	8	N	Gonzaga	50 63												
56	H	Western Ky.	67 50	51	N	Arizona St.	59 52												

Non-Div I Games:

Purdue

■ Loss,
■ Non-Conf,
■ S Site,
■ H Home
■ A Away
N Neutral

Average RPI Win:	132	WON-LOST	WINNING	LAST 10	STRENGTH OF	OPP. STRENGTH	TEAM	ADJ.	CONF.	ADJ CONF.
Average RPI Loss:	27	RECORD	PCT. RANK	GAMES	SCHEDULE	OF SCHEDULE	RPI	RPI	RPI	RPI
DIV. I ONLY	11- 2	31	9-1	86	23	27	27	15	15	
DIV. I NON-CONF.	9- 2	40	7-1	111	11	33	33	14	14	
TOTALS	RPI 1-25	RPI 26-50	W-L RECORDS	RPI 51-100	RPI 101-150	RPI 150+				
11- 2	0- 1	0- 1	OVERALL	4- 0	3- 0	4- 0				
7- 1	0- 1	0- 0	HOME	2- 0	2- 0	3- 0				
3- 1	0- 0	0- 1	AWAY	1- 0	1- 0	1- 0				
1- 0	0- 0	0- 0	NEUTRAL	1- 0	0- 0	0- 0				
9- 2	0- 1	0- 1	NON-CONFERENCE	4- 0	1- 0	4- 0				
5- 1	0- 1	0- 0	HOME	2- 0	0- 0	3- 0				
3- 1	0- 0	0- 1	AWAY	1- 0	1- 0	1- 0				
1- 0	0- 0	0- 0	NEUTRAL	1- 0	0- 0	0- 0				
2- 0	0- 0	0- 0	CONFERENCE	0- 0	2- 0	0- 0				
2- 0	0- 0	0- 0	HOME	0- 0	2- 0	0- 0				
0- 0	0- 0	0- 0	AWAY	0- 0	0- 0	0- 0				
0- 0	0- 0	0- 0	NEUTRAL	0- 0	0- 0	0- 0				

RPI 1-25				RPI 26-50				Team's RPI: 27				RPI 51-100				RPI 101+			
RPI	S	Opponent	Score	RPI	S	Opponent	Score	RPI	S	Opponent	Score	RPI	S	Opponent	Score	RPI	S	Opponent	Score
23	H	Maryland	68 70	30	A	Virginia	49 55	54	A	Villanova	56 52	102	H	Elon	61 48				
								55	N	UCF	46 43	114	A	George Washington	69 50				
								69	H	St. John's (NY)	76 73	123	H	William & Mary	84 70				
								98	H	Liberty	76 53	154	H	Robert Morris	59 32				
												206	A	Georgetown	66 59				
												232	H	Delaware St.	83 64				
												243	H	Longwood	93 53				
LAST 10 Division I																			
102	H	Elon	61 48	55	N	UCF	46 43												
123	H	William & Mary	84 70	30	A	Virginia	49 55												
154	H	Robert Morris	59 32	98	H	Liberty	76 53												
114	A	George Washington	69 50	206	A	Georgetown	66 59												
232	H	Delaware St.	83 64	69	H	St. John's (NY)	76 73												

Non-Div I Games:

James Madison

■ Loss,
■ Non-Conf, S Site,
■ Home
■ Away
N Neutral

Average RPI Win: 124		WON-LOST	WINNING	LAST 10	STRENGTH OF	OPP. STRENGTH	TEAM	ADJ.	CONF.	ADJ CONF.
Average RPI Loss: 13		RECORD	PCT. RANK	GAMES	SCHEDULE	OF SCHEDULE	RPI	RPI	RPI	RPI
DIV. I ONLY		9- 5	95	5-5	3	61	28	28	3	3
DIV. I NON-CONF.		8- 3	68	4-3	3	82	21	21	2	2
TOTALS		RPI 1-25	RPI 26-50		W-L RECORDS		RPI 51-100	RPI 101-150		RPI 150+
9- 5	0- 4	0- 1		OVERALL		5- 0	0- 0		4- 0	
8- 3	0- 3	0- 0		HOME		4- 0	0- 0		4- 0	
0- 2	0- 1	0- 1		AWAY		0- 0	0- 0		0- 0	
1- 0	0- 0	0- 0		NEUTRAL		1- 0	0- 0		0- 0	
8- 3	0- 3	0- 0		NON-CONFERENCE		4- 0	0- 0		4- 0	
7- 2	0- 2	0- 0		HOME		3- 0	0- 0		4- 0	
0- 1	0- 1	0- 0		AWAY		0- 0	0- 0		0- 0	
1- 0	0- 0	0- 0		NEUTRAL		1- 0	0- 0		0- 0	
1- 2	0- 1	0- 1		CONFERENCE		1- 0	0- 0		0- 0	
1- 1	0- 1	0- 0		HOME		1- 0	0- 0		0- 0	
0- 1	0- 0	0- 1		AWAY		0- 0	0- 0		0- 0	
0- 0	0- 0	0- 0		NEUTRAL		0- 0	0- 0		0- 0	

RPI	S	Opponent	Score
5	H	Oregon St.	53 75
9	A	DePaul	83 89
10	H	Indiana	45 58
11	H	Florida St.	62 73

RPI	S	Opponent	Score
31	A	Georgia Tech	54 61

Team's RPI: 28

RPI	S	Opponent	Score
67	H	Wake Forest	59 56
72	H	North Florida	78 55
76	H	IUPUI	74 65
78	H	Washington St.	74 68
90	N	N.C. A&T	68 67

RPI	S	Opponent	Score
151	H	Binghamton	79 56
163	H	Miami (OH)	80 62
207	H	Jackson St.	83 68
212	H	UNC Asheville	75 46

LAST 10 Division I

11	H	Florida St.	62 73	151	H	Binghamton	79 56
31	A	Georgia Tech	54 61	10	H	Indiana	45 58
67	H	Wake Forest	59 56	163	H	Miami (OH)	80 62
78	H	Washington St.	74 68	5	H	Oregon St.	53 75
212	H	UNC Asheville	75 46	9	A	DePaul	83 89

Non-Div I Games:

Miami (FL)

■ Loss,
 ■ Non-Conf,
 ■ S Site,
 ■ H Home
 ■ A Away
 N Neutral

Colorado				Through Games Of Jan. 31, 1918						
Average RPI Win:	201	WON-LOST	WINNING	LAST 10	STRENGTH OF	OPP. STRENGTH	TEAM	ADJ.	CONF.	ADJ CONF.
Average RPI Loss:	10	RECORD	PCT. RANK	GAMES	SCHEDULE	OF SCHEDULE	RPI	RPI	RPI	RPI
DIV. I ONLY	12- 2	25	8-2	122	89	29	29	1	1	
DIV. I NON-CONF.	11- 0	1	7-0	266	143	43	43	1	1	
TOTALS	RPI 1-25		RPI 26-50	W-L RECORDS	RPI 51-100		RPI 101-150		RPI 150+	
12- 2	0- 2		0- 0	OVERALL	1- 0		3- 0		8- 0	
6- 0	0- 0		0- 0	HOME	1- 0		1- 0		4- 0	
5- 2	0- 2		0- 0	AWAY	0- 0		1- 0		4- 0	
1- 0	0- 0		0- 0	NEUTRAL	0- 0		1- 0		0- 0	
11- 0	0- 0		0- 0	NON-CONFERENCE	1- 0		3- 0		7- 0	
6- 0	0- 0		0- 0	HOME	1- 0		1- 0		4- 0	
4- 0	0- 0		0- 0	AWAY	0- 0		1- 0		3- 0	
1- 0	0- 0		0- 0	NEUTRAL	0- 0		1- 0		0- 0	
1- 2	0- 2		0- 0	CONFERENCE	0- 0		0- 0		1- 0	
0- 0	0- 0		0- 0	HOME	0- 0		0- 0		0- 0	
1- 2	0- 2		0- 0	AWAY	0- 0		0- 0		1- 0	
0- 0	0- 0		0- 0	NEUTRAL	0- 0		0- 0		0- 0	

RPI 1-25				RPI 26-50				Team's RPI: 29				RPI 51-100				RPI 101+			
RPI	S	Opponent	Score	RPI	S	Opponent	Score	RPI	S	Opponent	Score	RPI	S	Opponent	Score	RPI	S	Opponent	Score
5	A	Oregon St.	60 72					77	H	Texas Southern	74 50	111	H	Wisconsin	74 57				
15	A	Oregon	46 104									134	N	UAB	77 69				
												149	A	Tulane	62 52				
												164	A	Utah	80 70				
												211	A	Wyoming	66 56				
												214	H	Jacksonville	66 44				
												237	A	Colorado St.	79 75				
												246	A	Xavier	62 53				
												271	H	Indiana St.	59 46				
												285	H	Denver	96 70				
												309	H	NJIT	80 57				
LAST 10 Division I																			
5	A	Oregon St.	60 72	285	H	Denver	96 70												
15	A	Oregon	46 104	246	A	Xavier	62 53												
164	A	Utah	80 70	77	H	Texas Southern	74 50												
149	A	Tulane	62 52	271	H	Indiana St.	59 46												
134	N	UAB	77 69	214	H	Jacksonville	66 44												

Non-Div I Games:

Colorado

Loss, Non-Conf, S Site, H Home A Away N Neutral

Average RPI Win:	126	WON-LOST	WINNING	LAST 10	STRENGTH OF	OPP. STRENGTH	TEAM	ADJ.	CONF.	ADJ CONF.
Average RPI Loss:	38	RECORD	PCT. RANK	GAMES	SCHEDULE	OF SCHEDULE	RPI	RPI	RPI	RPI
DIV. I ONLY	5- 9	239	3-7	1	68	30	30	3	3	
DIV. I NON-CONF.	5- 6	187	3-4	1	48	19	19	2	2	
TOTALS	RPI 1-25	RPI 26-50	W-L RECORDS	RPI 51-100	RPI 101-150	RPI 150+				
5- 9	0- 5	2- 2	OVERALL	1- 0	0- 2	2- 0				
3- 3	0- 2	2- 0	HOME	1- 0	0- 1	0- 0				
2- 5	0- 2	0- 2	AWAY	0- 0	0- 1	2- 0				
0- 1	0- 1	0- 0	NEUTRAL	0- 0	0- 0	0- 0				
5- 6	0- 4	2- 1	NON-CONFERENCE	1- 0	0- 1	2- 0				
3- 2	0- 2	2- 0	HOME	1- 0	0- 0	0- 0				
2- 3	0- 1	0- 1	AWAY	0- 0	0- 1	2- 0				
0- 1	0- 1	0- 0	NEUTRAL	0- 0	0- 0	0- 0				
0- 3	0- 1	0- 1	CONFERENCE	0- 0	0- 1	0- 0				
0- 1	0- 0	0- 0	HOME	0- 0	0- 1	0- 0				
0- 2	0- 1	0- 1	AWAY	0- 0	0- 0	0- 0				
0- 0	0- 0	0- 0	NEUTRAL	0- 0	0- 0	0- 0				

RPI 1-25				RPI 26-50				Team's RPI: 30				RPI 51-100				RPI 101+			
RPI	S	Opponent	Score	RPI	S	Opponent	Score	RPI	S	Opponent	Score	RPI	S	Opponent	Score	RPI	S	Opponent	Score
1	A	UConn	44 83	27	H	James Madison	55 49	89	H	Bucknell	84 60	106	A	Southern California	49 59				
7	H	UCLA	62 73	31	A	Georgia Tech	51 61					110	H	North Carolina	47 65				
12	N	Mississippi St.	59 72	40	A	Rutgers	63 73					218	A	UNLV	63 55				
16	A	NC State	60 80	50	H	Old Dominion	56 53					248	A	CSUN	72 47				
21	H	Kentucky	47 50																
LAST 10 Division I																			
16	A	NC State	60 80	40	A	Rutgers	63 73												
110	H	North Carolina	47 65	7	H	UCLA	62 73												
31	A	Georgia Tech	51 61	27	H	James Madison	55 49												
12	N	Mississippi St.	59 72	50	H	Old Dominion	56 53												
218	A	UNLV	63 55	1	A	UConn	44 83												

Non-Div I Games:

Virginia

■ Loss,
 ■ Non-Conf,
 ■ S Site,
 ■ H Home
 ■ A Away
 N Neutral

Average RPI Win:	159	WON-LOST	WINNING	LAST 10	STRENGTH OF	OPP. STRENGTH	TEAM	ADJ.	CONF.	ADJ CONF.
Average RPI Loss:	40	RECORD	PCT. RANK	GAMES	SCHEDULE	OF SCHEDULE	RPI	RPI	RPI	RPI
DIV. I ONLY	11- 3	39	7-3	71	17	31	31	3	3	
DIV. I NON-CONF.	9- 2	40	5-2	75	96	31	31	2	2	
TOTALS	RPI 1-25	RPI 26-50	W-L RECORDS	RPI 51-100	RPI 101-150	RPI 150+				
11- 3	0- 1	2- 1	OVERALL	2- 1	2- 0	5- 0				
7- 0	0- 0	2- 0	HOME	0- 0	2- 0	3- 0				
2- 1	0- 0	0- 0	AWAY	1- 1	0- 0	1- 0				
2- 2	0- 1	0- 1	NEUTRAL	1- 0	0- 0	1- 0				
9- 2	0- 1	0- 1	NON-CONFERENCE	2- 0	2- 0	5- 0				
5- 0	0- 0	0- 0	HOME	0- 0	2- 0	3- 0				
2- 0	0- 0	0- 0	AWAY	1- 0	0- 0	1- 0				
2- 2	0- 1	0- 1	NEUTRAL	1- 0	0- 0	1- 0				
2- 1	0- 0	2- 0	CONFERENCE	0- 1	0- 0	0- 0				
2- 0	0- 0	2- 0	HOME	0- 0	0- 0	0- 0				
0- 1	0- 0	0- 0	AWAY	0- 1	0- 0	0- 0				
0- 0	0- 0	0- 0	NEUTRAL	0- 0	0- 0	0- 0				

RPI 1-25				RPI 26-50				Team's RPI: 31		RPI 51-100				RPI 101+			
RPI	S	Opponent	Score	RPI	S	Opponent	Score		RPI	S	Opponent	Score	RPI	S	Opponent	Score	
14	N	Texas A&M	48 60	28	H	Miami (FL)	61 54		65	A	Georgia	73 40	111	H	Wisconsin	60 41	
				30	H	Virginia	61 51		67	A	Wake Forest	60 65	140	H	Houston	69 38	
				40	N	Rutgers	43 46		74	N	Seton Hall	79 54	188	N	Rice	54 52	
													217	H	ETSU	87 48	
													257	A	Kennesaw St.	63 47	
													316	H	Grambling	89 42	
													319	H	Georgia St.	69 28	
LAST 10 Division I																	
				67	A	Wake Forest	60 65		217	H	ETSU	87 48					
				28	H	Miami (FL)	61 54		257	A	Kennesaw St.	63 47					
				30	H	Virginia	61 51		111	H	Wisconsin	60 41					
				188	N	Rice	54 52		40	N	Rutgers	43 46					
				14	N	Texas A&M	48 60		74	N	Seton Hall	79 54					

Non-Div I Games:

Georgia Tech

■ Loss,
 ■ Non-Conf,
 S Site,
 ■ Home
 ■ Away
 N Neutral

Average RPI Win:	172	WON-LOST	WINNING	LAST 10	STRENGTH OF	OPP. STRENGTH	TEAM	ADJ.	CONF.	ADJ CONF.
Average RPI Loss:	15	RECORD	PCT. RANK	GAMES	SCHEDULE	OF SCHEDULE	RPI	RPI	RPI	RPI
DIV. I ONLY	10- 4	66	7-3	39	49	32	32	6	6	
DIV. I NON-CONF.	9- 2	40	6-1	79	80	39	39	6	6	
TOTALS	RPI 1-25	RPI 26-50	W-L RECORDS	RPI 51-100	RPI 101-150	RPI 150+				
10- 4	0- 4	0- 0	OVERALL	2- 0	4- 0	4- 0				
4- 2	0- 2	0- 0	HOME	1- 0	1- 0	2- 0				
5- 2	0- 2	0- 0	AWAY	1- 0	3- 0	1- 0				
1- 0	0- 0	0- 0	NEUTRAL	0- 0	0- 0	1- 0				
9- 2	0- 2	0- 0	NON-CONFERENCE	2- 0	3- 0	4- 0				
4- 2	0- 2	0- 0	HOME	1- 0	1- 0	2- 0				
4- 0	0- 0	0- 0	AWAY	1- 0	2- 0	1- 0				
1- 0	0- 0	0- 0	NEUTRAL	0- 0	0- 0	1- 0				
1- 2	0- 2	0- 0	CONFERENCE	0- 0	1- 0	0- 0				
0- 0	0- 0	0- 0	HOME	0- 0	0- 0	0- 0				
1- 2	0- 2	0- 0	AWAY	0- 0	1- 0	0- 0				
0- 0	0- 0	0- 0	NEUTRAL	0- 0	0- 0	0- 0				

RPI 1-25				RPI 26-50				Team's RPI: 32				RPI 51-100				RPI 101+			
RPI	S	Opponent	Score	RPI	S	Opponent	Score	RPI	S	Opponent	Score	RPI	S	Opponent	Score	RPI	S	Opponent	Score
9	A	DePaul	71 89									82	H	Illinois St.	58 41	104	H	Belmont	53 51
12	H	Mississippi St.	68 74									97	A	South Dakota St.	65 58	115	A	Providence	60 50
17	A	Creighton	62 72													128	A	Saint Mary's (CA)	77 63
20	H	Northwestern	56 64													142	A	Green Bay	60 47
																224	N	Tulsa	61 60
																241	A	Milwaukee	78 56
																287	H	St. Francis Brooklyn	92 71
																296	H	Morgan St.	70 48
LAST 10 Division I																			
115	A	Providence	60 50	241	A	Milwaukee	78 56												
17	A	Creighton	62 72	224	N	Tulsa	61 60												
9	A	DePaul	71 89	128	A	Saint Mary's (CA)	77 63												
104	H	Belmont	53 51	12	H	Mississippi St.	68 74												
97	A	South Dakota St.	65 58	142	A	Green Bay	60 47												

Non-Div I Games:

Marquette

■ Loss,
 ■ Non-Conf,
 ■ S Site,
 ■ H Home
 ■ A Away
 N Neutral

Average RPI Win: 161		WON-LOST	WINNING	LAST 10	STRENGTH OF		OPP. STRENGTH	TEAM	ADJ.	CONF.	ADJ CONF.
Average RPI Loss: 30		RECORD	PCT. RANK	GAMES	SCHEDULE		OF SCHEDULE	RPI	RPI	RPI	RPI
DIV. I ONLY		7- 7	166	5-5	2		145	33	33	3	3
DIV. I NON-CONF.		6- 5	151	4-3	2		221	20	20	2	2
<hr/>											
TOTALS	RPI 1-25	RPI 26-50		W-L RECORDS		RPI 51-100		RPI 101-150		RPI 150+	
7- 7	0- 4	0- 1		OVERALL		3- 2		1- 0		3- 0	
6- 2	0- 1	0- 0		HOME		3- 1		1- 0		2- 0	
1- 5	0- 3	0- 1		AWAY		0- 1		0- 0		1- 0	
0- 0	0- 0	0- 0		NEUTRAL		0- 0		0- 0		0- 0	
6- 5	0- 3	0- 1		NON-CONFERENCE		2- 1		1- 0		3- 0	
5- 1	0- 1	0- 0		HOME		2- 0		1- 0		2- 0	
1- 4	0- 2	0- 1		AWAY		0- 1		0- 0		1- 0	
0- 0	0- 0	0- 0		NEUTRAL		0- 0		0- 0		0- 0	
1- 2	0- 1	0- 0		CONFERENCE		1- 1		0- 0		0- 0	
1- 1	0- 0	0- 0		HOME		1- 1		0- 0		0- 0	
0- 1	0- 1	0- 0		AWAY		0- 0		0- 0		0- 0	
0- 0	0- 0	0- 0		NEUTRAL		0- 0		0- 0		0- 0	

RPI 1-25				RPI 26-50				Team's RPI: 33				RPI 51-100				RPI 101+			
RPI	S	Opponent	Score	RPI	S	Opponent	Score	RPI	S	Opponent	Score	RPI	S	Opponent	Score	RPI	S	Opponent	Score
3	A	South Carolina	46 89	36	A	FGCU	56 78	62	H	Troy	99 85	107	H	Davidson	82 52				
4	A	Louisville	55 60					63	A	Nebraska	79 83	218	A	UNLV	57 45				
14	A	Texas A&M	58 79					67	H	Wake Forest	58 60	278	H	Idaho St.	85 66				
20	H	Northwestern	42 63					87	H	Boston College	85 73	282	H	High Point	93 57				
								93	H	Penn	66 50								
LAST 10 Division I																			
4	A	Louisville	55 60	63	A	Nebraska	79 83												
67	H	Wake Forest	58 60	93	H	Penn	66 50												
36	A	FGCU	56 78	107	H	Davidson	82 52												
3	A	South Carolina	46 89	62	H	Troy	99 85												
87	H	Boston College	85 73	278	H	Idaho St.	85 66												

Non-Div I Games:

Duke

■ Loss,
■ Non-Conf, S Site,
■ Home
■ Away
N Neutral

GENERAL INFO				THROUGH GAMES OF JAN. 31, 1918						
Average RPI Win:	154	WON-LOST	WINNING	LAST 10	STRENGTH OF	OPP. STRENGTH	TEAM	ADJ.	CONF.	ADJ CONF.
Average RPI Loss:	64	RECORD	PCT. RANK	GAMES	SCHEDULE	OF SCHEDULE	RPI	RPI	RPI	RPI
DIV. I ONLY	9- 4	74	9-1	43	94	34	34	10	10	
DIV. I NON-CONF.	7- 4	100	7-1	53	87	46	46	10	10	

TOTALS	RPI 1-25		RPI 26-50		W-L RECORDS		RPI 51-100		RPI 101-150	RPI 150+
9- 4	0- 1		0- 0		OVERALL		2- 2		3- 1	4- 0
4- 1	0- 0		0- 0		HOME		1- 0		1- 1	2- 0
5- 3	0- 1		0- 0		AWAY		1- 2		2- 0	2- 0
0- 0	0- 0		0- 0		NEUTRAL		0- 0		0- 0	0- 0
7- 4	0- 1		0- 0		NON-CONFERENCE		2- 2		2- 1	3- 0
4- 1	0- 0		0- 0		HOME		1- 0		1- 1	2- 0
3- 3	0- 1		0- 0		AWAY		1- 2		1- 0	1- 0
0- 0	0- 0		0- 0		NEUTRAL		0- 0		0- 0	0- 0
2- 0	0- 0		0- 0		CONFERENCE		0- 0		1- 0	1- 0
0- 0	0- 0		0- 0		HOME		0- 0		0- 0	0- 0
2- 0	0- 0		0- 0		AWAY		0- 0		1- 0	1- 0
0- 0	0- 0		0- 0		NEUTRAL		0- 0		0- 0	0- 0

RPI 1-25				Team's RPI: 34		RPI 51-100				RPI 101+					
RPI	S	Opponent	Score	RPI	S	Opponent	Score	RPI	S	Opponent	Score	RPI	S	Opponent	Score
4	A	Louisville	63 76					55	A	UCF	58 64	119	H	Dayton	81 80
								56	A	Western Ky.	58 93	121	A	Ohio	73 71
								61	H	Marist	77 54	142	H	Green Bay	105 111
								97	A	South Dakota St.	79 74	147	A	Bethune-Cookman	92 67
												170	H	Iona	70 50
												179	A	Akron	77 72
												197	H	Northeastern	79 63
												294	A	Oakland	65 47
LAST 10 Division I															
121	A	Ohio	73 71	97	A	South Dakota St.	79 74								
179	A	Akron	77 72	170	H	Iona	70 50								
55	A	UCF	58 64	61	H	Marist	77 54								
147	A	Bethune-Cookman	92 67	197	H	Northeastern	79 63								
294	A	Oakland	65 47	119	H	Dayton	81 80								

Non-Div I Games:

Central Mich.

■ Loss, ■ Non-Conf, S Site, H Home A Away N Neutral

Average RPI Win:	196	WON-LOST	WINNING	LAST 10	STRENGTH OF	OPP. STRENGTH	TEAM	ADJ.	CONF.	ADJ CONF.
Average RPI Loss:	7	RECORD	PCT. RANK	GAMES	SCHEDULE	OF SCHEDULE	RPI	RPI	RPI	RPI
DIV. I ONLY	13- 1	11	9-1	199	111	35	35	1	1	
DIV. I NON-CONF.	11- 0	1	7-0	311	186	65	65	1	1	
TOTALS	RPI 1-25	RPI 26-50	W-L RECORDS	RPI 51-100	RPI 101-150	RPI 150+				
13- 1	0- 1	0- 0	OVERALL	3- 0	2- 0	8- 0				
7- 0	0- 0	0- 0	HOME	1- 0	1- 0	5- 0				
6- 1	0- 1	0- 0	AWAY	2- 0	1- 0	3- 0				
0- 0	0- 0	0- 0	NEUTRAL	0- 0	0- 0	0- 0				
11- 0	0- 0	0- 0	NON-CONFERENCE	2- 0	1- 0	8- 0				
7- 0	0- 0	0- 0	HOME	1- 0	1- 0	5- 0				
4- 0	0- 0	0- 0	AWAY	1- 0	0- 0	3- 0				
0- 0	0- 0	0- 0	NEUTRAL	0- 0	0- 0	0- 0				
2- 1	0- 1	0- 0	CONFERENCE	1- 0	1- 0	0- 0				
0- 0	0- 0	0- 0	HOME	0- 0	0- 0	0- 0				
2- 1	0- 1	0- 0	AWAY	1- 0	1- 0	0- 0				
0- 0	0- 0	0- 0	NEUTRAL	0- 0	0- 0	0- 0				

RPI	S	Opponent	Score	RPI	S	Opponent	Score	RPI	S	Opponent	Score	RPI	S	Opponent	Score
7	A	UCLA	58 70					51	A	Arizona St.	58 53	106	A	Southern California	65 57
								71	A	Texas	83 58	135	H	North Dakota	74 42
								92	H	Santa Clara	65 52	152	A	Montana	77 42
												220	A	UTEP	54 43
												229	H	Monmouth	86 34
												240	H	UC Riverside	70 27
												271	H	UC Santa Barbara	61 42
												302	H	Prairie View	83 48
												336	H	Tennessee St.	77 42
												346	A	Chicago St.	82 50
LAST 10 Division I															
7	A	UCLA	58 70	220	A	UTEP	54 43								
106	A	Southern California	65 57	229	H	Monmouth	86 34								
51	A	Arizona St.	58 53	240	H	UC Riverside	70 27								
271	H	UC Santa Barbara	61 42	152	A	Montana	77 42								
336	H	Tennessee St.	77 42	302	H	Prairie View	83 48								

Non-Div I Games:

Arizona

Average RPI Win:	152	WON-LOST	WINNING	LAST 10	STRENGTH OF	OPP. STRENGTH	TEAM	ADJ.	CONF.	ADJ CONF.
Average RPI Loss:	33	RECORD	PCT. RANK	GAMES	SCHEDULE	OF SCHEDULE	RPI	RPI	RPI	RPI
DIV. I ONLY	12- 2	25	9-1	121	33	36	36	16	16	
DIV. I NON-CONF.	10- 2	31	7-1	103	28	26	26	15	15	
TOTALS	RPI 1-25	RPI 26-50	W-L RECORDS	RPI 51-100	RPI 101-150	RPI 150+				
12- 2	0- 1	1- 1	OVERALL	5- 0	2- 0	4- 0				
5- 1	0- 0	1- 1	HOME	2- 0	0- 0	2- 0				
3- 1	0- 1	0- 0	AWAY	1- 0	1- 0	1- 0				
4- 0	0- 0	0- 0	NEUTRAL	2- 0	1- 0	1- 0				
10- 2	0- 1	1- 1	NON-CONFERENCE	4- 0	2- 0	3- 0				
3- 1	0- 0	1- 1	HOME	1- 0	0- 0	1- 0				
3- 1	0- 1	0- 0	AWAY	1- 0	1- 0	1- 0				
4- 0	0- 0	0- 0	NEUTRAL	2- 0	1- 0	1- 0				
2- 0	0- 0	0- 0	CONFERENCE	1- 0	0- 0	1- 0				
2- 0	0- 0	0- 0	HOME	1- 0	0- 0	1- 0				
0- 0	0- 0	0- 0	AWAY	0- 0	0- 0	0- 0				
0- 0	0- 0	0- 0	NEUTRAL	0- 0	0- 0	0- 0				

RPI 1-25				RPI 26-50				Team's RPI: 36				RPI 51-100				RPI 101+			
RPI	S	Opponent	Score	RPI	S	Opponent	Score	RPI	S	Opponent	Score	RPI	S	Opponent	Score	RPI	S	Opponent	Score
18	A	Princeton	53 67	33	H	Duke	78 56	55	H	UCF	72 50	101	N	South Fla.	81 77				
				47	H	LSU	63 74	57	A	Temple	93 67	140	A	Houston	57 45				
								97	N	South Dakota St.	71 70	221	N	Saint Francis (PA)	97 64				
								98	H	Liberty	64 57	259	H	Lipscomb	82 56				
								100	N	Notre Dame	69 60	323	A	FIU	100 54				
												338	H	Central Conn. St.	94 60				
LAST 10 Division I																			
				98	H	Liberty	64 57	338	H	Central Conn. St.	94 60								
				259	H	Lipscomb	82 56	140	A	Houston	57 45								
				33	H	Duke	78 56	97	N	South Dakota St.	71 70								
				57	A	Temple	93 67	101	N	South Fla.	81 77								
				47	H	LSU	63 74	100	N	Notre Dame	69 60								

Non-Div I Games: Webber Int'l 99 48 Fla. Memorial 91 47 Johnson & Wales (FL89 56

FGCU

Loss, Non-Conf, S Site, H Home A Away N Neutral

Average RPI Win:	174	WON-LOST	WINNING	LAST 10	STRENGTH OF	OPP. STRENGTH	TEAM	ADJ.	CONF.	ADJ CONF.
Average RPI Loss:	3	RECORD	PCT. RANK	GAMES	SCHEDULE	OF SCHEDULE	RPI	RPI	RPI	RPI
DIV. I ONLY	11- 1	17	9-1	186	12	37	37	5	5	
DIV. I NON-CONF.	10- 1	19	8-1	210	24	44	44	5	5	
TOTALS	RPI 1-25	RPI 26-50	W-L RECORDS	RPI 51-100	RPI 101-150	RPI 150+				
11- 1	1- 1	1- 0	OVERALL	2- 0	1- 0	6- 0				
8- 0	0- 0	0- 0	HOME	1- 0	1- 0	6- 0				
1- 0	0- 0	1- 0	AWAY	0- 0	0- 0	0- 0				
2- 1	1- 1	0- 0	NEUTRAL	1- 0	0- 0	0- 0				
10- 1	1- 1	0- 0	NON-CONFERENCE	2- 0	1- 0	6- 0				
8- 0	0- 0	0- 0	HOME	1- 0	1- 0	6- 0				
0- 0	0- 0	0- 0	AWAY	0- 0	0- 0	0- 0				
2- 1	1- 1	0- 0	NEUTRAL	1- 0	0- 0	0- 0				
1- 0	0- 0	1- 0	CONFERENCE	0- 0	0- 0	0- 0				
0- 0	0- 0	0- 0	HOME	0- 0	0- 0	0- 0				
1- 0	0- 0	1- 0	AWAY	0- 0	0- 0	0- 0				
0- 0	0- 0	0- 0	NEUTRAL	0- 0	0- 0	0- 0				

RPI 1-25				RPI 26-50				Team's RPI: 37	RPI 51-100				RPI 101+			
RPI	S	Opponent	Score	RPI	S	Opponent	Score		RPI	S	Opponent	Score	RPI	S	Opponent	Score
3	N	South Carolina	59 74	41	A	Oklahoma	77 56		65	H	Georgia	72 38	101	H	South Fla.	58 46
10	N	Indiana	77 62						78	N	Washington St.	89 66	175	H	Lamar University	90 28
													210	H	Arkansas St.	111 43
													286	H	Morehead St.	94 47
													306	H	Houston Baptist	112 42
													316	H	Grambling	120 46
													322	H	New Hampshire	97 29
LAST 10 Division I																
41	A	Oklahoma	77 56	10	N	Indiana	77 62									
286	H	Morehead St.	94 47	78	N	Washington St.	89 66									
210	H	Arkansas St.	111 43	175	H	Lamar University	90 28									
65	H	Georgia	72 38	101	H	South Fla.	58 46									
3	N	South Carolina	59 74	306	H	Houston Baptist	112 42									

Non-Div I Games:

Baylor

TCU				STRENGTH OF SCHEDULE	OPP. STRENGTH OF SCHEDULE	TEAM RPI	ADJ. RPI	CONF. RPI	ADJ CONF. RPI
Average RPI Win:	177	WON-LOST RECORD	WINNING PCT. RANK						
Average RPI Loss:	77		LAST 10 GAMES						
DIV. I ONLY	10- 3	51	7-3	50	135	38	38	5	5
DIV. I NON-CONF.	9- 2	40	6-2	104	105	29	29	5	5

TOTALS	RPI 1-25	RPI 26-50	W-L RECORDS	RPI 51-100	RPI 101-150	RPI 150+			
10- 3	0- 1	0- 1	OVERALL	1- 0	4- 0	5- 1			
7- 1	0- 0	0- 0	HOME	0- 0	4- 0	3- 1			
3- 2	0- 1	0- 1	AWAY	1- 0	0- 0	2- 0			
0- 0	0- 0	0- 0	NEUTRAL	0- 0	0- 0	0- 0			
9- 2	0- 1	0- 1	NON-CONFERENCE	0- 0	4- 0	5- 0			
7- 0	0- 0	0- 0	HOME	0- 0	4- 0	3- 0			
2- 2	0- 1	0- 1	AWAY	0- 0	0- 0	2- 0			
0- 0	0- 0	0- 0	NEUTRAL	0- 0	0- 0	0- 0			
1- 1	0- 0	0- 0	CONFERENCE	1- 0	0- 0	0- 1			
0- 1	0- 0	0- 0	HOME	0- 0	0- 0	0- 1			
1- 0	0- 0	0- 0	AWAY	1- 0	0- 0	0- 0			
0- 0	0- 0	0- 0	NEUTRAL	0- 0	0- 0	0- 0			

RPI 1-25				RPI 26-50				Team's RPI: 38				RPI 51-100				RPI 101+			
RPI	S	Opponent	Score	RPI	S	Opponent	Score	RPI	S	Opponent	Score	RPI	S	Opponent	Score	RPI	S	Opponent	Score
14	A	Texas A&M	68 70	49	A	Middle Tenn.	70 82	71	A	Texas	65 63	109	H	Boise St.	77 65	118	H	Auburn	80 65
												121	H	Ohio	79 72	150	H	Cornell	59 49
												154	H	Robert Morris	66 61	167	H	Texas Tech	76 80
												191	A	SMU	57 56	265	A	Army West Point	66 52
												280	H	Texas St.	79 52	311	H	Nicholls St.	72 47
LAST 10 Division I																			
167	H	Texas Tech	76 80	14	A	Texas A&M	68 70	118	H	Auburn	80 65	109	H	Boise St.	77 65	265	A	Army West Point	66 52
71	A	Texas	65 63	49	A	Middle Tenn.	70 82	280	H	Texas St.	79 52	191	A	SMU	57 56				
121	H	Ohio	79 72																

Non-Div I Games:

TCU

■ Loss,
 ■ Non-Conf, S Site,
 ■ Home
 ■ Away
 N Neutral

South Dakota

Through Games Of Jan. 8, 2020

Average RPI Win:	173	WON-LOST	WINNING	LAST 10	STRENGTH OF	OPP. STRENGTH	TEAM	ADJ.	CONF.	ADJ CONF.
Average RPI Loss:	3	RECORD	PCT. RANK	GAMES	SCHEDULE	OF SCHEDULE	RPI	RPI	RPI	RPI
DIV. I ONLY	13- 2	21	8-2	170	7	39	39	18	18	
DIV. I NON-CONF.	10- 2	31	5-2	94	2	22	22	18	18	
TOTALS	RPI 1-25	RPI 26-50	W-L RECORDS	RPI 51-100	RPI 101-150	RPI 150+				
13- 2	3- 2	0- 0	OVERALL	0- 0	1- 0	9- 0				
6- 1	2- 1	0- 0	HOME	0- 0	0- 0	4- 0				
5- 1	0- 1	0- 0	AWAY	0- 0	1- 0	4- 0				
2- 0	1- 0	0- 0	NEUTRAL	0- 0	0- 0	1- 0				
10- 2	3- 2	0- 0	NON-CONFERENCE	0- 0	1- 0	6- 0				
5- 1	2- 1	0- 0	HOME	0- 0	0- 0	3- 0				
3- 1	0- 1	0- 0	AWAY	0- 0	1- 0	2- 0				
2- 0	1- 0	0- 0	NEUTRAL	0- 0	0- 0	1- 0				
3- 0	0- 0	0- 0	CONFERENCE	0- 0	0- 0	3- 0				
1- 0	0- 0	0- 0	HOME	0- 0	0- 0	1- 0				
2- 0	0- 0	0- 0	AWAY	0- 0	0- 0	2- 0				
0- 0	0- 0	0- 0	NEUTRAL	0- 0	0- 0	0- 0				

RPI 1-25				RPI 26-50		Team's RPI: 39		RPI 51-100				RPI 101+			
RPI	S	Opponent	Score	RPI	S	Opponent	Score	RPI	S	Opponent	Score	RPI	S	Opponent	Score
2	H	Missouri St.	66 74									142	A	Green Bay	66 60
3	A	South Carolina	60 73									152	H	Montana	96 64
17	H	Creighton	72 65									164	A	Utah	84 81
24	N	Ohio St.	68 53									178	H	Missouri	72 56
25	H	Drake	102 94									184	N	Northern Ill.	91 48
												197	A	Northeastern	80 76
												225	A	Western Ill.	96 65
												285	H	Denver	104 61
												314	A	Purdue Fort Wayne	62 41
												339	H	Coppin St.	82 44
LAST 10 Division I															
285	H	Denver	104 61	339	H	Coppin St.	82 44								
314	A	Purdue Fort Wayne	62 41	17	H	Creighton	72 65								
225	A	Western Ill.	96 65	184	N	Northern Ill.	91 48								
3	A	South Carolina	60 73	24	N	Ohio St.	68 53								
152	H	Montana	96 64	2	H	Missouri St.	66 74								

Non-Div I Games: Mt. Marty 110 39

South Dakota

Loss, Non-Conf, S Site, H Home A Away N Neutral

Average RPI Win:	169	WON-LOST	WINNING	LAST 10	STRENGTH OF	OPP. STRENGTH	TEAM	ADJ.	CONF.	ADJ CONF.
Average RPI Loss:	29	RECORD	PCT. RANK	GAMES	SCHEDULE	OF SCHEDULE	RPI	RPI	RPI	RPI
DIV. I ONLY	12- 2	25	8-2	125	47	40	40	2	2	
DIV. I NON-CONF.	10- 1	19	6-1	249	74	50	50	3	3	
TOTALS	RPI 1-25	RPI 26-50	W-L RECORDS	RPI 51-100	RPI 101-150	RPI 150+				
12- 2	0- 1	3- 1	OVERALL	1- 0	2- 0	6- 0				
7- 1	0- 1	1- 0	HOME	0- 0	1- 0	5- 0				
3- 1	0- 0	1- 1	AWAY	0- 0	1- 0	1- 0				
2- 0	0- 0	1- 0	NEUTRAL	1- 0	0- 0	0- 0				
10- 1	0- 0	2- 1	NON-CONFERENCE	1- 0	1- 0	6- 0				
7- 0	0- 0	1- 0	HOME	0- 0	1- 0	5- 0				
1- 1	0- 0	0- 1	AWAY	0- 0	0- 0	1- 0				
2- 0	0- 0	1- 0	NEUTRAL	1- 0	0- 0	0- 0				
2- 1	0- 1	1- 0	CONFERENCE	0- 0	1- 0	0- 0				
0- 1	0- 1	0- 0	HOME	0- 0	0- 0	0- 0				
2- 0	0- 0	1- 0	AWAY	0- 0	1- 0	0- 0				
0- 0	0- 0	0- 0	NEUTRAL	0- 0	0- 0	0- 0				

RPI	S	Opponent	Score	RPI	S	Opponent	Score	Team's RPI: 40	RPI	S	Opponent	Score	RPI	S	Opponent	Score
10	H	Indiana	56 66	26	A	Purdue	59 53		60	N	Vanderbilt	62 56	111	A	Wisconsin	64 61
				30	H	Virginia	73 63						129	H	Harvard	74 46
				31	N	Georgia Tech	46 43						226	H	Southern U.	78 58
				47	A	LSU	58 64						245	H	Towson	67 53
													263	A	South Alabama	77 56
													264	H	Niagara	87 37
													298	H	Marshall	66 41
													339	H	Coppin St.	107 33
LAST 10 Division I																
26	A	Purdue	59 53	245	H	Towson	67 53									
10	H	Indiana	56 66	30	H	Virginia	73 63									
111	A	Wisconsin	64 61	31	N	Georgia Tech	46 43									
298	H	Marshall	66 41	60	N	Vanderbilt	62 56									
226	H	Southern U.	78 58	47	A	LSU	58 64									

Non-Div I Games:

Rutgers

■ Loss,
 ■ Non-Conf, S Site,
 ■ Home
 ■ Away
 N Neutral

Average RPI Win:	119	WON-LOST	WINNING	LAST 10	STRENGTH OF	OPP. STRENGTH	TEAM	ADJ.	CONF.	ADJ CONF.
Average RPI Loss:	64	RECORD	PCT. RANK	GAMES	SCHEDULE	OF SCHEDULE	RPI	RPI	RPI	RPI
DIV. I ONLY	8- 6	132	5-5	4	82	41	41	5	5	
DIV. I NON-CONF.	7- 5	130	4-4	5	104	45	45	5	5	
TOTALS	RPI 1-25	RPI 26-50	W-L RECORDS	RPI 51-100	RPI 101-150	RPI 150+				
8- 6	1- 2	2- 1	OVERALL	1- 1	1- 2	3- 0				
7- 2	1- 1	1- 1	HOME	1- 0	1- 0	3- 0				
1- 3	0- 0	1- 0	AWAY	0- 1	0- 2	0- 0				
0- 1	0- 1	0- 0	NEUTRAL	0- 0	0- 0	0- 0				
7- 5	1- 2	1- 0	NON-CONFERENCE	1- 1	1- 2	3- 0				
7- 1	1- 1	1- 0	HOME	1- 0	1- 0	3- 0				
0- 3	0- 0	0- 0	AWAY	0- 1	0- 2	0- 0				
0- 1	0- 1	0- 0	NEUTRAL	0- 0	0- 0	0- 0				
1- 1	0- 0	1- 1	CONFERENCE	0- 0	0- 0	0- 0				
0- 1	0- 0	0- 1	HOME	0- 0	0- 0	0- 0				
1- 0	0- 0	1- 0	AWAY	0- 0	0- 0	0- 0				
0- 0	0- 0	0- 0	NEUTRAL	0- 0	0- 0	0- 0				

RPI 1-25				RPI 26-50				Team's RPI: 41	RPI 51-100				RPI 101+			
RPI	S	Opponent	Score	RPI	S	Opponent	Score		RPI	S	Opponent	Score	RPI	S	Opponent	Score
1	N	UConn	53 97	37	H	Baylor	56 77		56	A	Western Ky.	63 74	134	H	UAB	82 75
2	H	Missouri St.	90 96	44	A	Oklahoma St.	77 75		84	H	Abilene Christian	78 65	140	A	Houston	69 85
25	H	Drake	93 84	47	H	LSU	90 68						148	A	Wichita St.	83 88
													153	H	SFA	75 62
													166	H	Sam Houston St.	95 71
													302	H	Prairie View	94 48
LAST 10 Division I																
44	A	Oklahoma St.	77 75	47	H	LSU	90 68		56	A	Western Ky.	63 74	148	A	Wichita St.	83 88
37	H	Baylor	56 77						84	H	Abilene Christian	78 65	140	A	Houston	69 85
	N	UConn	53 97													
25	H	Drake	93 84													
166	H	Sam Houston St.	95 71													

Non-Div I Games:

Oklahoma

■ Loss,
■ Non-Conf, S Site,
■ Home
■ Away
N Neutral

Average RPI Win: 177		WON-LOST	WINNING	LAST 10	STRENGTH OF	OPP. STRENGTH	TEAM	ADJ.	CONF.	ADJ CONF.
Average RPI Loss: 45		RECORD	PCT. RANK	GAMES	SCHEDULE	OF SCHEDULE	RPI	RPI	RPI	RPI
DIV. I ONLY		11- 3	39	7-3	67	128	42	42	2	2
DIV. I NON-CONF.		9- 2	40	5-2	90	183	49	49	3	3
TOTALS	RPI 1-25	RPI 26-50		W-L RECORDS		RPI 51-100	RPI 101-150	RPI 150+		
11- 3	0- 2	0- 0		OVERALL		2- 1	3- 0	6- 0		
8- 1	0- 0	0- 0		HOME		2- 1	2- 0	4- 0		
2- 1	0- 1	0- 0		AWAY		0- 0	0- 0	2- 0		
1- 1	0- 1	0- 0		NEUTRAL		0- 0	1- 0	0- 0		
9- 2	0- 1	0- 0		NON-CONFERENCE		1- 1	3- 0	5- 0		
6- 1	0- 0	0- 0		HOME		1- 1	2- 0	3- 0		
2- 0	0- 0	0- 0		AWAY		0- 0	0- 0	2- 0		
1- 1	0- 1	0- 0		NEUTRAL		0- 0	1- 0	0- 0		
2- 1	0- 1	0- 0		CONFERENCE		1- 0	0- 0	1- 0		
2- 0	0- 0	0- 0		HOME		1- 0	0- 0	1- 0		
0- 1	0- 1	0- 0		AWAY		0- 0	0- 0	0- 0		
0- 0	0- 0	0- 0		NEUTRAL		0- 0	0- 0	0- 0		

RPI 1-25				Team's RPI: 42		RPI 51-100				RPI 101+					
RPI	S	Opponent	Score	RPI	S	Opponent	Score	RPI	S	Opponent	Score	RPI	S	Opponent	Score
11	N	Florida St.	69 79					58	H	Syracuse	84 76	122	N	Kent St.	88 53
23	A	Maryland	55 70					86	H	Michigan St.	89 69	125	H	Western Mich.	76 55
								100	H	Notre Dame	72 76	137	H	Bradley	77 57
												168	A	Eastern Mich.	57 38
												179	A	Akron	80 71
												208	H	Penn St.	82 48
												270	H	Appalachian St.	62 35
												294	H	Oakland	79 64
												296	H	Morgan St.	80 48
LAST 10 Division I															
				86	H	Michigan St.	89 69	294	H	Oakland	79 64				
				208	H	Penn St.	82 48	58	H	Syracuse	84 76				
				23	A	Maryland	55 70	296	H	Morgan St.	80 48				
				11	N	Florida St.	69 79	168	A	Eastern Mich.	57 38				
				270	H	Appalachian St.	62 35	100	H	Notre Dame	72 76				

Non-Div I Games:

Michigan

Loss, Non-Conf, S Site, H Home A Away N Neutral

Arkansas

Through Games Of Jan. 8, 2020

Average RPI Win:	173	WON-LOST	WINNING	LAST 10	STRENGTH OF	OPP. STRENGTH	TEAM	ADJ.	CONF.	ADJ CONF.
Average RPI Loss:	61	RECORD	PCT. RANK	GAMES	SCHEDULE	OF SCHEDULE	RPI	RPI	RPI	RPI
DIV. I ONLY	13- 2	21	8-2	154	56	43	43	4	4	
DIV. I NON-CONF.	12- 1	10	7-1	216	68	35	35	4	4	
TOTALS	RPI 1-25	RPI 26-50	W-L RECORDS	RPI 51-100	RPI 101-150	RPI 150+				
13- 2	0- 1	0- 0	OVERALL	3- 0	4- 1	6- 0				
10- 1	0- 1	0- 0	HOME	3- 0	1- 0	6- 0				
1- 1	0- 0	0- 0	AWAY	0- 0	1- 1	0- 0				
2- 0	0- 0	0- 0	NEUTRAL	0- 0	2- 0	0- 0				
12- 1	0- 0	0- 0	NON-CONFERENCE	3- 0	3- 1	6- 0				
10- 0	0- 0	0- 0	HOME	3- 0	1- 0	6- 0				
0- 1	0- 0	0- 0	AWAY	0- 0	0- 1	0- 0				
2- 0	0- 0	0- 0	NEUTRAL	0- 0	2- 0	0- 0				
1- 1	0- 1	0- 0	CONFERENCE	0- 0	1- 0	0- 0				
0- 1	0- 1	0- 0	HOME	0- 0	0- 0	0- 0				
1- 0	0- 0	0- 0	AWAY	0- 0	1- 0	0- 0				
0- 0	0- 0	0- 0	NEUTRAL	0- 0	0- 0	0- 0				

RPI 1-25				RPI 26-50				Team's RPI: 43				RPI 51-100				RPI 101+			
RPI	S	Opponent	Score	RPI	S	Opponent	Score	RPI	S	Opponent	Score	RPI	S	Opponent	Score	RPI	S	Opponent	Score
14	H	Texas A&M	77 84									64	H	UT Martin	96 46	104	H	Belmont	91 60
												83	H	Stony Brook	88 58	108	A	California	80 84
												94	H	New Orleans	82 52	111	N	Wisconsin	68 64
																118	A	Auburn	86 70
																141	N	Fordham	71 59
																192	H	Little Rock	86 53
																202	H	Kansas St.	81 72
																224	H	Tulsa	91 41
																269	H	Oral Roberts	96 64
																308	H	McNeese	101 58
																340	H	Northwestern St.	99 39
LAST 10 Division I																			
118	A	Auburn	86 70	224	H	Tulsa	91 41												
14	H	Texas A&M	77 84	202	H	Kansas St.	81 72												
64	H	UT Martin	96 46	111	N	Wisconsin	68 64												
192	H	Little Rock	86 53	141	N	Fordham	71 59												
340	H	Northwestern St.	99 39	108	A	California	80 84												

Non-Div I Games:

Arkansas

■ Loss,
 ■ Non-Conf, S Site,
 ■ Home
 ■ Away
 N Neutral

Average RPI Win:	178	WON-LOST	WINNING	LAST 10	STRENGTH OF	OPP. STRENGTH	TEAM	ADJ.	CONF.	ADJ CONF.
Average RPI Loss:	19	RECORD	PCT. RANK	GAMES	SCHEDULE	OF SCHEDULE	RPI	RPI	RPI	RPI
DIV. I ONLY	10- 4	66	6-4	29	71	44	44	5	5	
DIV. I NON-CONF.	9- 3	64	5-3	55	114	41	41	5	5	
TOTALS	RPI 1-25	RPI 26-50	W-L RECORDS	RPI 51-100	RPI 101-150	RPI 150+				
10- 4	0- 3	0- 1	OVERALL	1- 0	3- 0	6- 0				
8- 1	0- 0	0- 1	HOME	1- 0	2- 0	5- 0				
1- 1	0- 1	0- 0	AWAY	0- 0	0- 0	1- 0				
1- 2	0- 2	0- 0	NEUTRAL	0- 0	1- 0	0- 0				
9- 3	0- 3	0- 0	NON-CONFERENCE	0- 0	3- 0	6- 0				
7- 0	0- 0	0- 0	HOME	0- 0	2- 0	5- 0				
1- 1	0- 1	0- 0	AWAY	0- 0	0- 0	1- 0				
1- 2	0- 2	0- 0	NEUTRAL	0- 0	1- 0	0- 0				
1- 1	0- 0	0- 1	CONFERENCE	1- 0	0- 0	0- 0				
1- 1	0- 0	0- 1	HOME	1- 0	0- 0	0- 0				
0- 0	0- 0	0- 0	AWAY	0- 0	0- 0	0- 0				
0- 0	0- 0	0- 0	NEUTRAL	0- 0	0- 0	0- 0				

RPI 1-25				RPI 26-50				Team's RPI: 44	RPI 51-100				RPI 101+			
RPI	S	Opponent	Score	RPI	S	Opponent	Score		RPI	S	Opponent	Score	RPI	S	Opponent	Score
4	N	Louisville	48 69	41	H	Oklahoma	75 77		53	H	Kansas	67 49	117	N	UT Arlington	60 47
14	A	Texas A&M	62 74										120	H	Duquesne	84 41
15	N	Oregon	72 89										126	H	Idaho	62 47
													175	H	Lamar University	74 53
													188	H	Rice	69 38
													224	A	Tulsa	78 48
													226	H	Southern U.	72 59
													269	H	Oral Roberts	78 44
													278	H	Idaho St.	70 52
LAST 10 Division I																
41	H	Oklahoma	75 77	14	A	Texas A&M	62 74									
53	H	Kansas	67 49	117	N	UT Arlington	60 47									
120	H	Duquesne	84 41	4	N	Louisville	48 69									
269	H	Oral Roberts	78 44	15	N	Oregon	72 89									
226	H	Southern U.	72 59	188	H	Rice	69 38									

Non-Div I Games:

Oklahoma St.

Average RPI Win: 160	WON-LOST	WINNING	LAST 10	STRENGTH OF	OPP. STRENGTH	TEAM	ADJ.	CONF.	ADJ CONF.
Average RPI Loss: 70	RECORD	PCT. RANK	GAMES	SCHEDULE	OF SCHEDULE	RPI	RPI	RPI	RPI
DIV. I ONLY	10- 3	51	7-3	123	58	45	45	13	13
DIV. I NON-CONF.	9- 2	40	6-2	175	61	54	54	16	16
TOTALS	RPI 1-25	RPI 26-50	W-L RECORDS	RPI 51-100	RPI 101-150	RPI 150+			
10- 3	0- 1	0- 1	OVERALL	2- 0	4- 1	4- 0			
4- 1	0- 0	0- 0	HOME	0- 0	1- 1	3- 0			
4- 2	0- 1	0- 1	AWAY	1- 0	2- 0	1- 0			
2- 0	0- 0	0- 0	NEUTRAL	1- 0	1- 0	0- 0			
9- 2	0- 1	0- 0	NON-CONFERENCE	2- 0	3- 1	4- 0			
4- 1	0- 0	0- 0	HOME	0- 0	1- 1	3- 0			
3- 1	0- 1	0- 0	AWAY	1- 0	1- 0	1- 0			
2- 0	0- 0	0- 0	NEUTRAL	1- 0	1- 0	0- 0			
1- 1	0- 0	0- 1	CONFERENCE	0- 0	1- 0	0- 0			
0- 0	0- 0	0- 0	HOME	0- 0	0- 0	0- 0			
1- 1	0- 0	0- 1	AWAY	0- 0	1- 0	0- 0			
0- 0	0- 0	0- 0	NEUTRAL	0- 0	0- 0	0- 0			

RPI 1-25				RPI 26-50				Team's RPI: 45				RPI 51-100				RPI 101+			
RPI	S	Opponent	Score	RPI	S	Opponent	Score	RPI	S	Opponent	Score	RPI	S	Opponent	Score	RPI	S	Opponent	Score
21	A	Kentucky	39 86	49	A	Middle Tenn.	59 83	67	A	Wake Forest	77 65	107	A	Davidson	75 64				
								87	N	Boston College	84 68	113	H	Richmond	78 59				
												134	A	UAB	83 75				
												141	H	Fordham	51 76				
												149	N	Tulane	60 56				
												203	H	Gardner-Webb	74 49				
												209	H	Delaware	61 57				
												236	A	East Carolina	59 47				
												295	H	UMES	64 44				
LAST 10 Division I																			
49	A	Middle Tenn.	59 83	21	A	Kentucky	39 86												
134	A	UAB	83 75	149	N	Tulane	60 56												
295	H	UMES	64 44	87	N	Boston College	84 68												
107	A	Davidson	75 64	141	H	Fordham	51 76												
209	H	Delaware	61 57	236	A	East Carolina	59 47												

Non-Div I Games:

Charlotte

Average RPI Win:	157	WON-LOST	WINNING	LAST 10	STRENGTH OF	OPP. STRENGTH	TEAM	ADJ.	CONF.	ADJ CONF.
Average RPI Loss:	36	RECORD	PCT. RANK	GAMES	SCHEDULE	OF SCHEDULE	RPI	RPI	RPI	RPI
DIV. I ONLY	7- 4	102	6-4	94	2	46	46	7	7	
DIV. I NON-CONF.	7- 3	80	6-3	108	4	42	42	7	7	
TOTALS	RPI 1-25	RPI 26-50	W-L RECORDS	RPI 51-100	RPI 101-150	RPI 150+				
7- 4	1- 3	0- 0	OVERALL	2- 1	1- 0	3- 0				
3- 0	1- 0	0- 0	HOME	1- 0	0- 0	1- 0				
4- 2	0- 2	0- 0	AWAY	1- 0	1- 0	2- 0				
0- 2	0- 1	0- 0	NEUTRAL	0- 1	0- 0	0- 0				
7- 3	1- 2	0- 0	NON-CONFERENCE	2- 1	1- 0	3- 0				
3- 0	1- 0	0- 0	HOME	1- 0	0- 0	1- 0				
4- 1	0- 1	0- 0	AWAY	1- 0	1- 0	2- 0				
0- 2	0- 1	0- 0	NEUTRAL	0- 1	0- 0	0- 0				
0- 1	0- 1	0- 0	CONFERENCE	0- 0	0- 0	0- 0				
0- 0	0- 0	0- 0	HOME	0- 0	0- 0	0- 0				
0- 1	0- 1	0- 0	AWAY	0- 0	0- 0	0- 0				
0- 0	0- 0	0- 0	NEUTRAL	0- 0	0- 0	0- 0				

RPI S	Opponent	Score	RPI S	Opponent	Score	RPI S	Opponent	Score	RPI S	Opponent	Score
13	H Iowa	88 66				76	H IUPUI	51 50	148	A Wichita St.	61 50
17	A Creighton	54 57				79	N Alabama	77 87	178	A Missouri	78 73
24	N Ohio St.	46 64				80	A Iowa St.	71 63	284	A Omaha	81 45
25	A Drake	87 104							321	H North Dakota St.	95 63
LAST 10 Division I											
25	A Drake	87 104	24	N Ohio St.	46 64						
80	A Iowa St.	71 63	79	N Alabama	77 87						
76	H IUPUI	51 50	13	H Iowa	88 66						
284	A Omaha	81 45	178	A Missouri	78 73						
17	A Creighton	54 57	148	A Wichita St.	61 50						

Non-Div I Games: Northwest Mo. St. 78 53

UNI

Average RPI Win:	159	WON-LOST	WINNING	LAST 10	STRENGTH OF	OPP. STRENGTH	TEAM	ADJ.	CONF.	ADJ CONF.
Average RPI Loss:	77	RECORD	PCT. RANK	GAMES	SCHEDULE	OF SCHEDULE	RPI	RPI	RPI	RPI
DIV. I ONLY	11- 3	39	8-2	156	16	47	47	4	4	
DIV. I NON-CONF.	10- 2	31	7-1	141	27	40	40	4	4	
TOTALS	RPI 1-25	RPI 26-50	W-L RECORDS	RPI 51-100	RPI 101-150	RPI 150+				
11- 3	0- 1	2- 1	OVERALL	3- 0	1- 0	5- 1				
6- 1	0- 1	1- 0	HOME	2- 0	0- 0	3- 0				
3- 2	0- 0	1- 1	AWAY	0- 0	1- 0	1- 1				
2- 0	0- 0	0- 0	NEUTRAL	1- 0	0- 0	1- 0				
10- 2	0- 1	2- 1	NON-CONFERENCE	2- 0	1- 0	5- 0				
5- 1	0- 1	1- 0	HOME	1- 0	0- 0	3- 0				
3- 1	0- 0	1- 1	AWAY	0- 0	1- 0	1- 0				
2- 0	0- 0	0- 0	NEUTRAL	1- 0	0- 0	1- 0				
1- 1	0- 0	0- 0	CONFERENCE	1- 0	0- 0	0- 1				
1- 0	0- 0	0- 0	HOME	1- 0	0- 0	0- 0				
0- 1	0- 0	0- 0	AWAY	0- 0	0- 0	0- 1				
0- 0	0- 0	0- 0	NEUTRAL	0- 0	0- 0	0- 0				

RPI 1-25				RPI 26-50				Team's RPI: 47		RPI 51-100				RPI 101+			
RPI	S	Opponent	Score	RPI	S	Opponent	Score	RPI	S	Opponent	Score	RPI	S	Opponent	Score		
11	H	Florida St.	62 70	36	A	FGCU	74 63	79	H	Alabama	71 60	149	A	Tulane	59 54		
				40	H	Rutgers	64 58	86	N	Michigan St.	58 56	178	A	Missouri	65 69		
				41	A	Oklahoma	68 90	94	H	New Orleans	83 49	180	N	Memphis	89 58		
												192	A	Little Rock	65 50		
												234	H	Southeastern La.	62 52		
												311	H	Nicholls St.	63 32		
												351	H	Florida A&M	73 45		
LAST 10 Division I																	
178	A	Missouri	65 69	311	H	Nicholls St.	63 32										
79	H	Alabama	71 60	180	N	Memphis	89 58										
351	H	Florida A&M	73 45	86	N	Michigan St.	58 56										
36	A	FGCU	74 63	40	H	Rutgers	64 58										
41	A	Oklahoma	68 90	234	H	Southeastern La.	62 52										

Non-Div I Games:

LSU

■ Loss,
 ■ Non-Conf,
 ■ S Site,
 ■ H Home
 ■ A Away
 N Neutral

Average RPI Win:	175	WON-LOST	WINNING	LAST 10	STRENGTH OF	OPP. STRENGTH	TEAM	ADJ.	CONF.	ADJ CONF.
Average RPI Loss:	30	RECORD	PCT. RANK	GAMES	SCHEDULE	OF SCHEDULE	RPI	RPI	RPI	RPI
DIV. I ONLY	11- 3	39	8-2	105	46	48	48	2	2	
DIV. I NON-CONF.	10- 1	19	7-0	137	51	34	34	3	3	
TOTALS	RPI 1-25	RPI 26-50	W-L RECORDS	RPI 51-100	RPI 101-150	RPI 150+				
11- 3	0- 2	0- 0	OVERALL	3- 1	2- 0	6- 0				
7- 2	0- 2	0- 0	HOME	2- 0	1- 0	4- 0				
4- 1	0- 0	0- 0	AWAY	1- 1	1- 0	2- 0				
0- 0	0- 0	0- 0	NEUTRAL	0- 0	0- 0	0- 0				
10- 1	0- 1	0- 0	NON-CONFERENCE	3- 0	2- 0	5- 0				
7- 1	0- 1	0- 0	HOME	2- 0	1- 0	4- 0				
3- 0	0- 0	0- 0	AWAY	1- 0	1- 0	1- 0				
0- 0	0- 0	0- 0	NEUTRAL	0- 0	0- 0	0- 0				
1- 2	0- 1	0- 0	CONFERENCE	0- 1	0- 0	1- 0				
0- 1	0- 1	0- 0	HOME	0- 0	0- 0	0- 0				
1- 1	0- 0	0- 0	AWAY	0- 1	0- 0	1- 0				
0- 0	0- 0	0- 0	NEUTRAL	0- 0	0- 0	0- 0				

RPI 1-25				RPI 26-50				Team's RPI: 48				RPI 51-100				RPI 101+			
RPI	S	Opponent	Score	RPI	S	Opponent	Score	RPI	S	Opponent	Score	RPI	S	Opponent	Score	RPI	S	Opponent	Score
2	H	Missouri St.	69 77					51	H	Arizona St.	80 66	112	H	Montana St.	71 60				
24	H	Ohio St.	63 66					63	A	Nebraska	58 72	114	A	George Washington	83 50				
								85	H	Lehigh	77 49	182	A	American	70 53				
								100	A	Notre Dame	75 67	208	A	Penn St.	81 74				
												222	H	UC Davis	76 67				
												241	H	Milwaukee	77 61				
												289	H	Vermont	90 58				
												317	H	Bryant	101 56				
LAST 10 Division I																			
				63	A	Nebraska	58 72			114	A	George Washington	83 50						
				24	H	Ohio St.	63 66			182	A	American	70 53						
				208	A	Penn St.	81 74			100	A	Notre Dame	75 67						
				85	H	Lehigh	77 49			317	H	Bryant	101 56						
				222	H	UC Davis	76 67			112	H	Montana St.	71 60						

Non-Div I Games:

Minnesota

Middle Tenn.

Through Games Of Jan. 8, 2020

Average RPI Win:	143	WON-LOST	WINNING	LAST 10	STRENGTH OF	OPP. STRENGTH	TEAM	ADJ.	CONF.	ADJ CONF.
Average RPI Loss:	47	RECORD	PCT. RANK	GAMES	SCHEDULE	OF SCHEDULE	RPI	RPI	RPI	RPI
DIV. I ONLY	9- 5	95	6-4	20	59	49	49	13	13	
DIV. I NON-CONF.	8- 4	90	5-3	46	41	52	52	16	16	
TOTALS	RPI 1-25	RPI 26-50	W-L RECORDS	RPI 51-100	RPI 101-150	RPI 150+				
9- 5	0- 2	2- 1	OVERALL	1- 1	2- 1	4- 0				
6- 2	0- 1	2- 1	HOME	1- 0	0- 0	3- 0				
2- 1	0- 0	0- 0	AWAY	0- 0	1- 1	1- 0				
1- 2	0- 1	0- 0	NEUTRAL	0- 1	1- 0	0- 0				
8- 4	0- 2	1- 0	NON-CONFERENCE	1- 1	2- 1	4- 0				
5- 1	0- 1	1- 0	HOME	1- 0	0- 0	3- 0				
2- 1	0- 0	0- 0	AWAY	0- 0	1- 1	1- 0				
1- 2	0- 1	0- 0	NEUTRAL	0- 1	1- 0	0- 0				
1- 1	0- 0	1- 1	CONFERENCE	0- 0	0- 0	0- 0				
1- 1	0- 0	1- 1	HOME	0- 0	0- 0	0- 0				
0- 0	0- 0	0- 0	AWAY	0- 0	0- 0	0- 0				
0- 0	0- 0	0- 0	NEUTRAL	0- 0	0- 0	0- 0				

RPI 1-25				RPI 26-50				Team's RPI: 49	RPI 51-100				RPI 101+			
RPI	S	Opponent	Score	RPI	S	Opponent	Score		RPI	S	Opponent	Score	RPI	S	Opponent	Score
8	N	Gonzaga	50 62	38	H	TCU	82 70		51	N	Arizona St.	60 61	104	A	Belmont	57 68
21	H	Kentucky	52 67	45	H	Charlotte	83 59		91	H	Furman	78 62	118	N	Auburn	73 50
				50	H	Old Dominion	56 67						149	A	Tulane	64 62
													161	H	VCU	86 63
													190	H	Tennessee Tech	64 58
													236	A	East Carolina	68 66
													259	H	Lipscomb	70 49
LAST 10 Division I																
45	H	Charlotte	83 59	259	H	Lipscomb	70 49									
50	H	Old Dominion	56 67	51	N	Arizona St.	60 61									
38	H	TCU	82 70	8	N	Gonzaga	50 62									
161	H	VCU	86 63	118	N	Auburn	73 50									
104	A	Belmont	57 68	91	H	Furman	78 62									

Non-Div I Games:

Middle Tenn.

■ Loss,
 ■ Non-Conf, S Site,
 ■ Home
 ■ Away
 N Neutral

Average RPI Win:	179	WON-LOST	WINNING	LAST 10	STRENGTH OF	OPP. STRENGTH	TEAM	ADJ.	CONF.	ADJ CONF.
Average RPI Loss:	108	RECORD	PCT. RANK	GAMES	SCHEDULE	OF SCHEDULE	RPI	RPI	RPI	RPI
DIV. I ONLY	11- 3	39	8-2	193	90	50	50	13	13	
DIV. I NON-CONF.	10- 2	31	7-1	227	123	57	57	16	16	
TOTALS	RPI 1-25	RPI 26-50	W-L RECORDS	RPI 51-100	RPI 101-150	RPI 150+				
11- 3	0- 0	1- 1	OVERALL	0- 0	4- 1	6- 1				
6- 0	0- 0	0- 0	HOME	0- 0	1- 0	5- 0				
4- 3	0- 0	1- 1	AWAY	0- 0	2- 1	1- 1				
1- 0	0- 0	0- 0	NEUTRAL	0- 0	1- 0	0- 0				
10- 2	0- 0	0- 1	NON-CONFERENCE	0- 0	4- 0	6- 1				
6- 0	0- 0	0- 0	HOME	0- 0	1- 0	5- 0				
3- 2	0- 0	0- 1	AWAY	0- 0	2- 0	1- 1				
1- 0	0- 0	0- 0	NEUTRAL	0- 0	1- 0	0- 0				
1- 1	0- 0	1- 0	CONFERENCE	0- 0	0- 1	0- 0				
0- 0	0- 0	0- 0	HOME	0- 0	0- 0	0- 0				
1- 1	0- 0	1- 0	AWAY	0- 0	0- 1	0- 0				
0- 0	0- 0	0- 0	NEUTRAL	0- 0	0- 0	0- 0				

RPI 1-25				RPI 26-50				Team's RPI: 50				RPI 51-100				RPI 101+			
RPI	S	Opponent	Score	RPI	S	Opponent	Score	RPI	S	Opponent	Score	RPI	S	Opponent	Score	RPI	S	Opponent	Score
				30	A	Virginia	53 56									113	H	Richmond	73 51
				49	A	Middle Tenn.	67 56									118	A	Auburn	89 77
																123	A	William & Mary	69 58
																126	N	Idaho	67 55
																134	A	UAB	65 76
																156	H	Hampton	75 38
																161	A	VCU	49 62
																181	H	Campbell	59 44
																223	H	Mt. St. Mary's	85 34
																262	H	Winthrop	68 44
																295	H	UMES	48 39
																326	A	Cal Poly	61 55
LAST 10 Division I																			
				134	A	UAB	65 76					161	A	VCU	49 62				
				49	A	Middle Tenn.	67 56					295	H	UMES	48 39				
				223	H	Mt. St. Mary's	85 34					123	A	William & Mary	69 58				
				156	H	Hampton	75 38					126	N	Idaho	67 55				
				113	H	Richmond	73 51					326	A	Cal Poly	61 55				

Non-Div I Games:

Old Dominion

■ Loss,
■ Non-Conf,
■ S Site,
■ H Home
■ A Away
N Neutral

Average RPI Win:	203	WON-LOST	WINNING	LAST 10	STRENGTH OF	OPP. STRENGTH	TEAM	ADJ.	CONF.	ADJ CONF.
Average RPI Loss:	29	RECORD	PCT. RANK	GAMES	SCHEDULE	OF SCHEDULE	RPI	RPI	RPI	RPI
DIV. I ONLY	11- 4	61	7-3	83	86	51	51	1	1	
DIV. I NON-CONF.	10- 2	31	6-1	212	115	64	64	1	1	
TOTALS	RPI 1-25	RPI 26-50	W-L RECORDS	RPI 51-100	RPI 101-150	RPI 150+				
11- 4	1- 1	1- 3	OVERALL	0- 0	2- 0	7- 0				
7- 1	1- 0	0- 1	HOME	0- 0	1- 0	5- 0				
2- 2	0- 1	0- 1	AWAY	0- 0	1- 0	1- 0				
2- 1	0- 0	1- 1	NEUTRAL	0- 0	0- 0	1- 0				
10- 2	1- 0	1- 2	NON-CONFERENCE	0- 0	1- 0	7- 0				
7- 0	1- 0	0- 0	HOME	0- 0	1- 0	5- 0				
1- 1	0- 0	0- 1	AWAY	0- 0	0- 0	1- 0				
2- 1	0- 0	1- 1	NEUTRAL	0- 0	0- 0	1- 0				
1- 2	0- 1	0- 1	CONFERENCE	0- 0	1- 0	0- 0				
0- 1	0- 0	0- 1	HOME	0- 0	0- 0	0- 0				
1- 1	0- 1	0- 0	AWAY	0- 0	1- 0	0- 0				
0- 0	0- 0	0- 0	NEUTRAL	0- 0	0- 0	0- 0				

RPI 1-25				RPI 26-50				RPI 51-100				Team's RPI: 51	RPI 101+			
RPI	S	Opponent	Score	RPI	S	Opponent	Score	RPI	S	Opponent	Score		RPI	S	Opponent	Score
7	A	UCLA	66 68	26	N	Purdue	52 59						106	A	Southern California	63 54
17	H	Creighton	70 55	35	H	Arizona	53 58						133	H	BYU	60 52
				48	A	Minnesota	66 80						186	H	New Mexico	84 47
				49	N	Middle Tenn.	61 60						254	N	Maine	57 31
													265	H	Army West Point	83 51
													278	H	Idaho St.	74 69
													303	A	New Mexico St.	70 47
													312	H	Air Force	87 56
													326	H	Cal Poly	66 41
LAST 10 Division I																
106	A	Southern California	63 54	186	H	New Mexico	84 47									
7	A	UCLA	66 68	278	H	Idaho St.	74 69									
35	H	Arizona	53 58	133	H	BYU	60 52									
17	H	Creighton	70 55	49	N	Middle Tenn.	61 60									
303	A	New Mexico St.	70 47	26	N	Purdue	52 59									

Non-Div I Games:

Arizona St.

Average RPI Win:	210	WON-LOST	WINNING	LAST 10	STRENGTH OF	OPP. STRENGTH	TEAM	ADJ.	CONF.	ADJ CONF.
Average RPI Loss:	60	RECORD	PCT. RANK	GAMES	SCHEDULE	OF SCHEDULE	RPI	RPI	RPI	RPI
DIV. I ONLY	10- 3	51	8-2	111	210	52	52	9	9	
DIV. I NON-CONF.	10- 3	60	8-2	118	213	56	56	9	9	
TOTALS	RPI 1-25	RPI 26-50	W-L RECORDS	RPI 51-100	RPI 101-150	RPI 150+				
10- 3	0- 1	0- 0	OVERALL	0- 1	3- 1	7- 0				
5- 1	0- 0	0- 0	HOME	0- 1	1- 0	4- 0				
4- 2	0- 1	0- 0	AWAY	0- 0	1- 1	3- 0				
1- 0	0- 0	0- 0	NEUTRAL	0- 0	1- 0	0- 0				
10- 3	0- 1	0- 0	NON-CONFERENCE	0- 1	3- 1	7- 0				
5- 1	0- 0	0- 0	HOME	0- 1	1- 0	4- 0				
4- 2	0- 1	0- 0	AWAY	0- 0	1- 1	3- 0				
1- 0	0- 0	0- 0	NEUTRAL	0- 0	1- 0	0- 0				
0- 0	0- 0	0- 0	CONFERENCE	0- 0	0- 0	0- 0				
0- 0	0- 0	0- 0	HOME	0- 0	0- 0	0- 0				
0- 0	0- 0	0- 0	AWAY	0- 0	0- 0	0- 0				
0- 0	0- 0	0- 0	NEUTRAL	0- 0	0- 0	0- 0				

RPI 1-25				RPI 26-50				RPI 51-100				Team's RPI: 52	RPI 101+			
RPI	S	Opponent	Score	RPI	S	Opponent	Score	RPI	S	Opponent	Score		RPI	S	Opponent	Score
7	A	UCLA	65 100					69	H	St. John's (NY)	66 80		105	A	Colgate	67 70
													110	A	North Carolina	66 63
													115	H	Providence	82 79
													116	N	Fresno St.	87 67
													197	A	Northeastern	78 63
													213	H	Quinnipiac	63 59
													231	H	Sacred Heart	87 40
													255	H	Wagner	87 68
													266	A	UMass Lowell	67 59
													283	A	LMU (CA)	81 65
													313	H	Mercer	68 60
LAST 10 Division I																
313	H	Mercer	68 60	283	A	LMU (CA)	81 65									
255	H	Wagner	87 68	116	N	Fresno St.	87 67									
110	A	North Carolina	66 63	7	A	UCLA	65 100									
231	H	Sacred Heart	87 40	197	A	Northeastern	78 63									
69	H	St. John's (NY)	66 80	266	A	UMass Lowell	67 59									

Non-Div I Games:

Yale

■ Loss,
 ■ Non-Conf, S Site,
 ■ Home
 ■ Away
 N Neutral

Kansas

Through Games Of Jan. 8, 2020

Average RPI Win:	213	WON-LOST	WINNING	LAST 10	STRENGTH OF	OPP. STRENGTH	TEAM	ADJ.	CONF.	ADJ CONF.
Average RPI Loss:	33	RECORD	PCT. RANK	GAMES	SCHEDULE	OF SCHEDULE	RPI	RPI	RPI	RPI
DIV. I ONLY	11- 2	31	8-2	141	181	53	53	5	5	
DIV. I NON-CONF.	11- 0	1	8-0	238	230	37	37	5	5	
TOTALS	RPI 1-25	RPI 26-50	W-L RECORDS	RPI 51-100	RPI 101-150	RPI 150+				
11- 2	0- 1	0- 1	OVERALL	1- 0	3- 0	7- 0				
8- 1	0- 1	0- 0	HOME	0- 0	2- 0	6- 0				
2- 1	0- 0	0- 1	AWAY	1- 0	0- 0	1- 0				
1- 0	0- 0	0- 0	NEUTRAL	0- 0	1- 0	0- 0				
11- 0	0- 0	0- 0	NON-CONFERENCE	1- 0	3- 0	7- 0				
8- 0	0- 0	0- 0	HOME	0- 0	2- 0	6- 0				
2- 0	0- 0	0- 0	AWAY	1- 0	0- 0	1- 0				
1- 0	0- 0	0- 0	NEUTRAL	0- 0	1- 0	0- 0				
0- 2	0- 1	0- 1	CONFERENCE	0- 0	0- 0	0- 0				
0- 1	0- 1	0- 0	HOME	0- 0	0- 0	0- 0				
0- 1	0- 0	0- 1	AWAY	0- 0	0- 0	0- 0				
0- 0	0- 0	0- 0	NEUTRAL	0- 0	0- 0	0- 0				

RPI	S	Opponent	Score	RPI	S	Opponent	Score	RPI	S	Opponent	Score	RPI	S	Opponent	Score
22	H	West Virginia	49 68	44	A	Oklahoma St.	49 67	68	A	Saint Louis	68 60	127	N	Wright St.	74 63
												128	H	Saint Mary's (CA)	86 81
												143	H	Florida	76 66
												174	A	Fla. Atlantic	90 60
												266	H	UMass Lowell	79 44
												267	H	Wofford	83 64
												271	H	Indiana St.	84 72
												280	H	Texas St.	68 48
												284	H	Omaha	63 48
												334	H	UIC	91 50
LAST 10 Division I															
22	H	West Virginia	49 68	143	H	Florida	76 66								
44	A	Oklahoma St.	49 67	174	A	Fla. Atlantic	90 60								
267	H	Wofford	83 64	127	N	Wright St.	74 63								
68	A	Saint Louis	68 60	280	H	Texas St.	68 48								
128	H	Saint Mary's (CA)	86 81	266	H	UMass Lowell	79 44								

Non-Div I Games:

Kansas

Loss, Non-Conf, S Site, H Home A Away N Neutral

Average RPI Win:	130	WON-LOST	WINNING	LAST 10	STRENGTH OF	OPP. STRENGTH	TEAM	ADJ.	CONF.	ADJ CONF.
Average RPI Loss:	78	RECORD	PCT. RANK	GAMES	SCHEDULE	OF SCHEDULE	RPI	RPI	RPI	RPI
DIV. I ONLY	8- 6	132	7-3	40	27	54	54	6	6	
DIV. I NON-CONF.	5- 5	163	4-2	83	32	87	87	6	6	
TOTALS	RPI 1-25	RPI 26-50	W-L RECORDS	RPI 51-100	RPI 101-150	RPI 150+				
8- 6	0- 1	0- 1	OVERALL	3- 2	3- 1	2- 1				
3- 3	0- 1	0- 1	HOME	0- 0	2- 1	1- 0				
5- 3	0- 0	0- 0	AWAY	3- 2	1- 0	1- 1				
0- 0	0- 0	0- 0	NEUTRAL	0- 0	0- 0	0- 0				
5- 5	0- 0	0- 1	NON-CONFERENCE	1- 2	2- 1	2- 1				
2- 2	0- 0	0- 1	HOME	0- 0	1- 1	1- 0				
3- 3	0- 0	0- 0	AWAY	1- 2	1- 0	1- 1				
0- 0	0- 0	0- 0	NEUTRAL	0- 0	0- 0	0- 0				
3- 1	0- 1	0- 0	CONFERENCE	2- 0	1- 0	0- 0				
1- 1	0- 1	0- 0	HOME	0- 0	1- 0	0- 0				
2- 0	0- 0	0- 0	AWAY	2- 0	0- 0	0- 0				
0- 0	0- 0	0- 0	NEUTRAL	0- 0	0- 0	0- 0				

RPI 1-25				RPI 26-50				RPI 51-100				Team's RPI: 54	RPI 101+			
RPI	S	Opponent	Score	RPI	S	Opponent	Score	RPI	S	Opponent	Score		RPI	S	Opponent	Score
17	H	Creighton	42 58	27	H	James Madison	52 56	57	A	Temple	69 74		114	H	George Washington	56 68
								65	A	Georgia	63 58		115	H	Providence	51 49
								69	A	St. John's (NY)	67 62		136	H	Saint Joseph's	60 44
								73	A	Drexel	52 54		141	A	Fordham	73 66
								74	A	Seton Hall	61 55		182	A	American	54 76
													205	A	La Salle	77 69
													235	H	Manhattan	63 51
LAST 10 Division I																
				69	A	St. John's (NY)	67 62					57	A	Temple	69 74	
				74	A	Seton Hall	61 55					136	H	Saint Joseph's	60 44	
				17	H	Creighton	42 58					73	A	Drexel	52 54	
				115	H	Providence	51 49					65	A	Georgia	63 58	
				205	A	La Salle	77 69					235	H	Manhattan	63 51	

Non-Div I Games:

Villanova

■ Loss,
■ Non-Conf, S Site,
■ Home
■ Away
N Neutral

UCF				STRENGTH OF SCHEDULE	OPP. STRENGTH OF SCHEDULE	TEAM RPI	ADJ. RPI	CONF. RPI	ADJ CONF. RPI
Average RPI Win:	180	WON-LOST RECORD	WINNING PCT. RANK						
Average RPI Loss:	44		LAST 10 GAMES						
DIV. I ONLY	9- 4	74	8-2	58	78	55	55	8	8
DIV. I NON-CONF.	8- 4	90	7-2	36	97	47	47	8	8

TOTALS	RPI 1-25	RPI 26-50	W-L RECORDS	RPI 51-100	RPI 101-150	RPI 150+			
9- 4	0- 1	1- 2	OVERALL	0- 0	2- 1	6- 0			
8- 0	0- 0	1- 0	HOME	0- 0	2- 0	5- 0			
1- 2	0- 0	0- 1	AWAY	0- 0	0- 1	1- 0			
0- 2	0- 1	0- 1	NEUTRAL	0- 0	0- 0	0- 0			
8- 4	0- 1	1- 2	NON-CONFERENCE	0- 0	2- 1	5- 0			
7- 0	0- 0	1- 0	HOME	0- 0	2- 0	4- 0			
1- 2	0- 0	0- 1	AWAY	0- 0	0- 1	1- 0			
0- 2	0- 1	0- 1	NEUTRAL	0- 0	0- 0	0- 0			
1- 0	0- 0	0- 0	CONFERENCE	0- 0	0- 0	1- 0			
1- 0	0- 0	0- 0	HOME	0- 0	0- 0	1- 0			
0- 0	0- 0	0- 0	AWAY	0- 0	0- 0	0- 0			
0- 0	0- 0	0- 0	NEUTRAL	0- 0	0- 0	0- 0			

RPI 1-25				RPI 26-50				RPI 51-100 Team's RPI: 55				RPI 101+			
RPI	S	Opponent	Score	RPI	S	Opponent	Score	RPI	S	Opponent	Score	RPI	S	Opponent	Score
7	N	UCLA	56 61	27	N	James Madison	43 46					104	A	Belmont	37 72
				34	H	Central Mich.	64 58					127	H	Wright St.	69 53
				36	A	FGCU	50 72					128	H	Saint Mary's (CA)	67 58
												153	A	SFA	63 57
												209	H	Delaware	75 49
												213	H	Quinnipiac	80 58
												230	H	Stetson	66 40
												236	H	East Carolina	91 55
												293	H	Pittsburgh	74 58

LAST 10 Division I															
236	H	East Carolina	91 55	27	N	James Madison	43 46								
34	H	Central Mich.	64 58	7	N	UCLA	56 61								
127	H	Wright St.	69 53	230	H	Stetson	66 40								
128	H	Saint Mary's (CA)	67 58	209	H	Delaware	75 49								
213	H	Quinnipiac	80 58	153	A	SFA	63 57								

Non-Div I Games:

UCF

■ Loss,
 ■ Non-Conf, S Site,
 ■ Home
 ■ Away
 N Neutral

Average RPI Win:	143	WON-LOST	WINNING	LAST 10	STRENGTH OF	OPP. STRENGTH	TEAM	ADJ.	CONF.	ADJ CONF.
Average RPI Loss:	115	RECORD	PCT. RANK	GAMES	SCHEDULE	OF SCHEDULE	RPI	RPI	RPI	RPI
DIV. I ONLY	8- 5	110	6-4	116	21	56	56	13	13	
DIV. I NON-CONF.	8- 3	68	6-2	101	8	28	28	16	16	
TOTALS	RPI 1-25	RPI 26-50	W-L RECORDS	RPI 51-100	RPI 101-150	RPI 150+				
8- 5	0- 1	2- 1	OVERALL	1- 0	1- 1	4- 2				
4- 0	0- 0	2- 0	HOME	0- 0	1- 0	1- 0				
3- 5	0- 1	0- 1	AWAY	1- 0	0- 1	2- 2				
1- 0	0- 0	0- 0	NEUTRAL	0- 0	0- 0	1- 0				
8- 3	0- 1	2- 1	NON-CONFERENCE	1- 0	1- 1	4- 0				
4- 0	0- 0	2- 0	HOME	0- 0	1- 0	1- 0				
3- 3	0- 1	0- 1	AWAY	1- 0	0- 1	2- 0				
1- 0	0- 0	0- 0	NEUTRAL	0- 0	0- 0	1- 0				
0- 2	0- 0	0- 0	CONFERENCE	0- 0	0- 0	0- 2				
0- 0	0- 0	0- 0	HOME	0- 0	0- 0	0- 0				
0- 2	0- 0	0- 0	AWAY	0- 0	0- 0	0- 2				
0- 0	0- 0	0- 0	NEUTRAL	0- 0	0- 0	0- 0				

RPI 1-25				RPI 26-50				RPI 51-100				RPI 101+			
RPI	S	Opponent	Score	RPI	S	Opponent	Score	RPI	S	Opponent	Score	RPI	S	Opponent	Score
4	A	Louisville	56 75	26	A	Purdue	50 67	81	A	Ball St.	91 86	104	H	Belmont	77 46
				34	H	Central Mich.	93 58					128	A	Saint Mary's (CA)	73 80
				41	H	Oklahoma	74 63					155	A	Samford	88 84
												188	A	Rice	65 73
												192	H	Little Rock	77 58
												224	N	Tulsa	76 63
												227	A	North Texas	54 61
												313	A	Mercer	75 62
LAST 10 Division I															
188	A	Rice	65 73	41	H	Oklahoma	74 63	128	A	Saint Mary's (CA)	73 80				
227	A	North Texas	54 61	26	A	Purdue	50 67	224	N	Tulsa	76 63				
				155	A	Samford	88 84	192	H	Little Rock	77 58				
				81	A	Ball St.	91 86	34	H	Central Mich.	93 58				

Non-Div I Games:

Western Ky.

■ Loss,
■ Non-Conf, S Site,
■ Home
■ Away
N Neutral

Average RPI Win:	177	WON-LOST	WINNING	LAST 10	STRENGTH OF	OPP. STRENGTH	TEAM	ADJ.	CONF.	ADJ CONF.
Average RPI Loss:	51	RECORD	PCT. RANK	GAMES	SCHEDULE	OF SCHEDULE	RPI	RPI	RPI	RPI
DIV. I ONLY	9- 6	115	6-4	30	54	57	57	8	8	
DIV. I NON-CONF.	7- 5	130	4-4	43	64	72	72	8	8	
TOTALS	RPI 1-25	RPI 26-50	W-L RECORDS	RPI 51-100	RPI 101-150	RPI 150+				
9- 6	0- 3	0- 1	OVERALL	2- 0	2- 2	5- 0				
4- 3	0- 2	0- 1	HOME	1- 0	1- 0	2- 0				
5- 1	0- 0	0- 0	AWAY	1- 0	1- 1	3- 0				
0- 2	0- 1	0- 0	NEUTRAL	0- 0	0- 1	0- 0				
7- 5	0- 2	0- 1	NON-CONFERENCE	2- 0	1- 2	4- 0				
4- 2	0- 1	0- 1	HOME	1- 0	1- 0	2- 0				
3- 1	0- 0	0- 0	AWAY	1- 0	0- 1	2- 0				
0- 2	0- 1	0- 0	NEUTRAL	0- 0	0- 1	0- 0				
2- 1	0- 1	0- 0	CONFERENCE	0- 0	1- 0	1- 0				
0- 1	0- 1	0- 0	HOME	0- 0	0- 0	0- 0				
2- 0	0- 0	0- 0	AWAY	0- 0	1- 0	1- 0				
0- 0	0- 0	0- 0	NEUTRAL	0- 0	0- 0	0- 0				

RPI	S	Opponent	Score	RPI	S	Opponent	Score	RPI	S	Opponent	Score	RPI	S	Opponent	Score
1	H	UConn	54 83	36	H	FGCU	67 93	54	H	Villanova	74 69	110	N	North Carolina	58 71
3	H	South Carolina	71 78					89	A	Bucknell	72 61	120	H	Duquesne	85 72
17	N	Creighton	59 69									136	A	Saint Joseph's	63 67
												140	A	Houston	61 58
												205	A	La Salle	72 69
												224	A	Tulsa	74 65
												245	A	Towson	74 59
												246	H	Xavier	78 65
												268	H	Fairfield	77 59
LAST 10 Division I															
140	A	Houston	61 58	3	H	South Carolina	71 78								
224	A	Tulsa	74 65	245	A	Towson	74 59								
205	A	La Salle	72 69	17	N	Creighton	59 69								
36	H	FGCU	67 93	110	N	North Carolina	58 71								
54	H	Villanova	74 69	89	A	Bucknell	72 61								

Non-Div I Games:

Temple

Average RPI Win:	170	WON-LOST	WINNING	LAST 10	STRENGTH OF	OPP. STRENGTH	TEAM	ADJ.	CONF.	ADJ CONF.
Average RPI Loss:	39	RECORD	PCT. RANK	GAMES	SCHEDULE	OF SCHEDULE	RPI	RPI	RPI	RPI
DIV. I ONLY	8- 6	132	5-5	13	30	58	58	3	3	
DIV. I NON-CONF.	6- 5	151	3-4	47	54	95	95	2	2	
TOTALS	RPI 1-25	RPI 26-50	W-L RECORDS	RPI 51-100	RPI 101-150	RPI 150+				
8- 6	1- 4	0- 1	OVERALL	2- 0	2- 1	3- 0				
6- 1	1- 1	0- 0	HOME	1- 0	1- 0	3- 0				
0- 2	0- 1	0- 1	AWAY	0- 0	0- 0	0- 0				
2- 3	0- 2	0- 0	NEUTRAL	1- 0	1- 1	0- 0				
6- 5	0- 3	0- 1	NON-CONFERENCE	1- 0	2- 1	3- 0				
4- 1	0- 1	0- 0	HOME	0- 0	1- 0	3- 0				
0- 1	0- 0	0- 1	AWAY	0- 0	0- 0	0- 0				
2- 3	0- 2	0- 0	NEUTRAL	1- 0	1- 1	0- 0				
2- 1	1- 1	0- 0	CONFERENCE	1- 0	0- 0	0- 0				
2- 0	1- 0	0- 0	HOME	1- 0	0- 0	0- 0				
0- 1	0- 1	0- 0	AWAY	0- 0	0- 0	0- 0				
0- 0	0- 0	0- 0	NEUTRAL	0- 0	0- 0	0- 0				

RPI 1-25				RPI 26-50				RPI 51-100 Team's RPI: 58				RPI 101+			
RPI	S	Opponent	Score	RPI	S	Opponent	Score	RPI	S	Opponent	Score	RPI	S	Opponent	Score
4	A	Louisville	58 62	42	A	Michigan	76 84	86	N	Michigan St.	77 63	121	H	Ohio	66 54
6	N	Stanford	59 77					100	H	Notre Dame	74 63	140	N	Houston	87 62
11	H	Florida St.	90 89									142	N	Green Bay	73 79
15	H	Oregon	64 81									295	H	UMES	65 50
22	N	West Virginia	69 71									304	H	UMBC	82 48
												305	H	Albany (NY)	75 53
LAST 10 Division I															
100	H	Notre Dame	74 63	304	H	UMBC	82 48								
11	H	Florida St.	90 89	42	A	Michigan	76 84								
4	A	Louisville	58 62	142	N	Green Bay	73 79								
22	N	West Virginia	69 71	6	N	Stanford	59 77								
86	N	Michigan St.	77 63	140	N	Houston	87 62								

Non-Div I Games:

Syracuse

■ Loss,
 ■ Non-Conf,
 ■ S Site,
 ■ H Home
 ■ A Away
 N Neutral

Average RPI Win:	171	WON-LOST	WINNING	LAST 10	STRENGTH OF	OPP. STRENGTH	TEAM	ADJ.	CONF.	ADJ CONF.
Average RPI Loss:	121	RECORD	PCT. RANK	GAMES	SCHEDULE	OF SCHEDULE	RPI	RPI	RPI	RPI
DIV. I ONLY	9- 4	74	7-3	98	215	59	59	7	7	
DIV. I NON-CONF.	8- 3	68	6-2	150	198	74	74	7	7	
TOTALS	RPI 1-25	RPI 26-50	W-L RECORDS	RPI 51-100	RPI 101-150	RPI 150+				
9- 4	0- 0	0- 0	OVERALL	2- 2	0- 1	7- 1				
4- 1	0- 0	0- 0	HOME	2- 0	0- 0	2- 1				
4- 3	0- 0	0- 0	AWAY	0- 2	0- 1	4- 0				
1- 0	0- 0	0- 0	NEUTRAL	0- 0	0- 0	1- 0				
8- 3	0- 0	0- 0	NON-CONFERENCE	2- 1	0- 1	6- 1				
4- 1	0- 0	0- 0	HOME	2- 0	0- 0	2- 1				
3- 2	0- 0	0- 0	AWAY	0- 1	0- 1	3- 0				
1- 0	0- 0	0- 0	NEUTRAL	0- 0	0- 0	1- 0				
1- 1	0- 0	0- 0	CONFERENCE	0- 1	0- 0	1- 0				
0- 0	0- 0	0- 0	HOME	0- 0	0- 0	0- 0				
1- 1	0- 0	0- 0	AWAY	0- 1	0- 0	1- 0				
0- 0	0- 0	0- 0	NEUTRAL	0- 0	0- 0	0- 0				

RPI 1-25			RPI 26-50			RPI 51-100			Team's RPI: 59	RPI 101+		
RPI	S	Opponent	Score	RPI	S	Opponent	Score	RPI	S	Opponent	Score	
						64	H UT Martin	70	59	132	A Southeast Mo. St.	65 79
						68	H Saint Louis	61	53	168	A Eastern Mich.	85 54
						76	A IUPUI	78	81	169	A Valparaiso	67 51
						95	A Loyola Chicago	49	51	180	H Memphis	66 70
										183	H Murray St.	76 66
										184	A Northern Ill.	80 61
										190	H Tennessee Tech	76 65
										225	N Western Ill.	79 65
										292	A SIUE	103 67
LAST 10 Division I												
						95	A Loyola Chicago	49	51	132	A Southeast Mo. St.	65 79
						169	A Valparaiso	67	51	64	H UT Martin	70 59
						184	A Northern Ill.	80	61	68	H Saint Louis	61 53
						225	N Western Ill.	79	65	168	A Eastern Mich.	85 54
						183	H Murray St.	76	66	180	H Memphis	66 70

Non-Div I Games:

Southern Ill.

Vanderbilt

Through Games Of Jan. 8, 2020

Average RPI Win:	194	WON-LOST	WINNING	LAST 10	STRENGTH OF	OPP. STRENGTH	TEAM	ADJ.	CONF.	ADJ CONF.
Average RPI Loss:	65	RECORD	PCT. RANK	GAMES	SCHEDULE	OF SCHEDULE	RPI	RPI	RPI	RPI
DIV. I ONLY	11- 4	61	7-3	64	194	60	60	4	4	
DIV. I NON-CONF.	10- 3	60	6-2	74	217	59	59	4	4	
TOTALS	RPI 1-25	RPI 26-50	W-L RECORDS	RPI 51-100	RPI 101-150	RPI 150+				
11- 4	0- 1	0- 1	OVERALL	3- 1	1- 1	7- 0				
8- 1	0- 1	0- 0	HOME	2- 0	1- 0	5- 0				
2- 1	0- 0	0- 0	AWAY	1- 0	0- 1	1- 0				
1- 2	0- 0	0- 1	NEUTRAL	0- 1	0- 0	1- 0				
10- 3	0- 1	0- 1	NON-CONFERENCE	3- 1	0- 0	7- 0				
7- 1	0- 1	0- 0	HOME	2- 0	0- 0	5- 0				
2- 0	0- 0	0- 0	AWAY	1- 0	0- 0	1- 0				
1- 2	0- 0	0- 1	NEUTRAL	0- 1	0- 0	1- 0				
1- 1	0- 0	0- 0	CONFERENCE	0- 0	1- 1	0- 0				
1- 0	0- 0	0- 0	HOME	0- 0	1- 0	0- 0				
0- 1	0- 0	0- 0	AWAY	0- 0	0- 1	0- 0				
0- 0	0- 0	0- 0	NEUTRAL	0- 0	0- 0	0- 0				

RPI S	Opponent	Score	RPI S	Opponent	Score	RPI S	Opponent	Score	Team's RPI: 60	RPI S	Opponent	Score
1	H UConn	51 64	40	N Rutgers	56 62	66	A Washington	76 74		118	H Auburn	77 55
						68	H Saint Louis	62 50		143	A Florida	60 68
						74	N Seton Hall	65 69		162	H Columbia	72 51
						91	H Furman	74 46		190	H Tennessee Tech	75 61
										242	N UC Irvine	76 63
										252	H Eastern Ky.	75 69
										290	H Radford	80 46
										324	H Jacksonville St.	88 66
										336	A Tennessee St.	106 55
LAST 10 Division I												
			143	A Florida	60 68	252	H Eastern Ky.	75 69				
			118	H Auburn	77 55	190	H Tennessee Tech	75 61				
			162	H Columbia	72 51	74	N Seton Hall	65 69				
			66	A Washington	76 74	40	N Rutgers	56 62				
			242	N UC Irvine	76 63	336	A Tennessee St.	106 55				

Non-Div I Games:

Vanderbilt

Loss, Non-Conf, S Site, H Home A Away N Neutral

Average RPI Win:	195	WON-LOST	WINNING	LAST 10	STRENGTH OF	OPP. STRENGTH	TEAM	ADJ.	CONF.	ADJ CONF.
Average RPI Loss:	26	RECORD	PCT. RANK	GAMES	SCHEDULE	OF SCHEDULE	RPI	RPI	RPI	RPI
DIV. I ONLY	9- 2	36	8-2	178	115	61	61	24	24	
DIV. I NON-CONF.	7- 2	56	6-2	129	50	51	51	23	23	
TOTALS	RPI 1-25	RPI 26-50	W-L RECORDS	RPI 51-100	RPI 101-150	RPI 150+				
9- 2	0- 1	0- 1	OVERALL	1- 0	3- 0	5- 0				
5- 1	0- 1	0- 0	HOME	0- 0	2- 0	3- 0				
2- 1	0- 0	0- 1	AWAY	0- 0	1- 0	1- 0				
2- 0	0- 0	0- 0	NEUTRAL	1- 0	0- 0	1- 0				
7- 2	0- 1	0- 1	NON-CONFERENCE	1- 0	3- 0	3- 0				
3- 1	0- 1	0- 0	HOME	0- 0	2- 0	1- 0				
2- 1	0- 0	0- 1	AWAY	0- 0	1- 0	1- 0				
2- 0	0- 0	0- 0	NEUTRAL	1- 0	0- 0	1- 0				
2- 0	0- 0	0- 0	CONFERENCE	0- 0	0- 0	2- 0				
2- 0	0- 0	0- 0	HOME	0- 0	0- 0	2- 0				
0- 0	0- 0	0- 0	AWAY	0- 0	0- 0	0- 0				
0- 0	0- 0	0- 0	NEUTRAL	0- 0	0- 0	0- 0				

RPI 1-25				RPI 26-50				RPI 51-100				RPI 101+			
RPI	S	Opponent	Score	RPI	S	Opponent	Score	RPI	S	Opponent	Score	RPI	S	Opponent	Score
18	H	Princeton	50 62	34	A	Central Mich.	54 77	72	N	North Florida	69 54	102	H	Elon	63 55
												117	A	UT Arlington	73 57
												142	H	Green Bay	72 60
												200	A	Boston U.	89 75
												229	H	Monmouth	76 66
												259	N	Lipscomb	74 63
												305	H	Albany (NY)	76 52
												325	H	Saint Peter's	96 76
LAST 10 Division I															
325	H	Saint Peter's	96 76	34	A	Central Mich.	54 77	259	N	Lipscomb	74 63				
229	H	Monmouth	76 66					72	N	North Florida	69 54				
117	A	UT Arlington	73 57					102	H	Elon	63 55				
142	H	Green Bay	72 60					305	H	Albany (NY)	76 52				
18	H	Princeton	50 62												

Non-Div I Games:

Marist

■ Loss,
■ Non-Conf,
■ S Site,
■ H Home
■ A Away
N Neutral

Average RPI Win:	211	WON-LOST	WINNING	LAST 10	STRENGTH OF	OPP. STRENGTH	TEAM	ADJ.	CONF.	ADJ CONF.
Average RPI Loss:	23	RECORD	PCT. RANK	GAMES	SCHEDULE	OF SCHEDULE	RPI	RPI	RPI	RPI
DIV. I ONLY	10- 2	34	8-2	265	88	62	62	23	23	
DIV. I NON-CONF.	7- 2	56	5-2	257	14	61	61	22	22	
TOTALS	RPI 1-25	RPI 26-50	W-L RECORDS	RPI 51-100	RPI 101-150	RPI 150+				
10- 2	0- 1	0- 1	OVERALL	0- 0	3- 0	7- 0				
4- 0	0- 0	0- 0	HOME	0- 0	1- 0	3- 0				
4- 2	0- 1	0- 1	AWAY	0- 0	1- 0	3- 0				
2- 0	0- 0	0- 0	NEUTRAL	0- 0	1- 0	1- 0				
7- 2	0- 1	0- 1	NON-CONFERENCE	0- 0	2- 0	5- 0				
2- 0	0- 0	0- 0	HOME	0- 0	0- 0	2- 0				
3- 2	0- 1	0- 1	AWAY	0- 0	1- 0	2- 0				
2- 0	0- 0	0- 0	NEUTRAL	0- 0	1- 0	1- 0				
3- 0	0- 0	0- 0	CONFERENCE	0- 0	1- 0	2- 0				
2- 0	0- 0	0- 0	HOME	0- 0	1- 0	1- 0				
1- 0	0- 0	0- 0	AWAY	0- 0	0- 0	1- 0				
0- 0	0- 0	0- 0	NEUTRAL	0- 0	0- 0	0- 0				

RPI 1-25				RPI 26-50				RPI 51-100				Team's RPI: 62	RPI 101+			
RPI	S	Opponent	Score	RPI	S	Opponent	Score	RPI	S	Opponent	Score		RPI	S	Opponent	Score
12	A	Mississippi St.	82 122	33	A	Duke	85 99						122	N	Kent St.	71 64
													130	H	Coastal Caro.	84 77
													147	A	Bethune-Cookman	68 62
													155	A	Samford	74 65
													173	N	Toledo	71 64
													217	H	ETSU	79 61
													219	A	Chattanooga	90 51
													270	H	Appalachian St.	84 55
													324	H	Jacksonville St.	94 64
													349	A	La.-Monroe	72 65
LAST 10 Division I																
349	A	La.-Monroe	72 65	219	A	Chattanooga	90 51									
270	H	Appalachian St.	84 55	217	H	ETSU	79 61									
130	H	Coastal Caro.	84 77	147	A	Bethune-Cookman	68 62									
122	N	Kent St.	71 64	33	A	Duke	85 99									
173	N	Toledo	71 64	12	A	Mississippi St.	82 122									

Non-Div I Games: AUM 72 42 Fort Valley St. 101 52

Troy

Nebraska

Through Games Of Jan. 8, 2020

Average RPI Win:	182	WON-LOST	WINNING	LAST 10	STRENGTH OF	OPP. STRENGTH	TEAM	ADJ.	CONF.	ADJ CONF.
Average RPI Loss:	52	RECORD	PCT. RANK	GAMES	SCHEDULE	OF SCHEDULE	RPI	RPI	RPI	RPI
DIV. I ONLY	12- 2	25	8-2	228	25	63	63	2	2	
DIV. I NON-CONF.	10- 1	19	6-1	319	43	106	106	3	3	
TOTALS	RPI 1-25	RPI 26-50	W-L RECORDS	RPI 51-100	RPI 101-150	RPI 150+				
12- 2	1- 1	2- 0	OVERALL	0- 1	1- 0	8- 0				
9- 1	1- 1	2- 0	HOME	0- 0	0- 0	6- 0				
1- 1	0- 0	0- 0	AWAY	0- 1	0- 0	1- 0				
2- 0	0- 0	0- 0	NEUTRAL	0- 0	1- 0	1- 0				
10- 1	0- 1	1- 0	NON-CONFERENCE	0- 0	1- 0	8- 0				
7- 1	0- 1	1- 0	HOME	0- 0	0- 0	6- 0				
1- 0	0- 0	0- 0	AWAY	0- 0	0- 0	1- 0				
2- 0	0- 0	0- 0	NEUTRAL	0- 0	1- 0	1- 0				
2- 1	1- 0	1- 0	CONFERENCE	0- 1	0- 0	0- 0				
2- 0	1- 0	1- 0	HOME	0- 0	0- 0	0- 0				
0- 1	0- 0	0- 0	AWAY	0- 1	0- 0	0- 0				
0- 0	0- 0	0- 0	NEUTRAL	0- 0	0- 0	0- 0				

RPI 1-25				RPI 26-50				RPI 51-100				RPI 101+			
RPI	S	Opponent	Score	RPI	S	Opponent	Score	RPI	S	Opponent	Score	RPI	S	Opponent	Score
13	H	Iowa	78 69	33	H	Duke	83 79	86	A	Michigan St.	70 78	106	N	Southern California	67 54
17	H	Creighton	74 79	48	H	Minnesota	72 58					178	A	Missouri	90 85
												226	H	Southern U.	73 39
												231	N	Sacred Heart	72 49
												235	H	Manhattan	71 51
												260	H	Alabama A&M	68 46
												269	H	Oral Roberts	77 67
												292	H	SIUE	63 49
												296	H	Morgan St.	78 55
LAST 10 Division I															
48	H	Minnesota	72 58	33	H	Duke	83 79								
86	A	Michigan St.	70 78	231	N	Sacred Heart	72 49								
13	H	Iowa	78 69	106	N	Southern California	67 54								
235	H	Manhattan	71 51	17	H	Creighton	74 79								
269	H	Oral Roberts	77 67	226	H	Southern U.	73 39								

Non-Div I Games:

Nebraska

■ Loss,
 ■ Non-Conf, S Site,
 ■ Home
 ■ Away
 N Neutral

Average RPI Win:	173	WON-LOST	WINNING	LAST 10	STRENGTH OF	OPP. STRENGTH	TEAM	ADJ.	CONF.	ADJ CONF.
Average RPI Loss:	39	RECORD	PCT. RANK	GAMES	SCHEDULE	OF SCHEDULE	RPI	RPI	RPI	RPI
DIV. I ONLY	6- 7	194	6-4	22	35	64	64	20	20	
DIV. I NON-CONF.	4- 7	225	4-4	26	10	121	121	21	21	
TOTALS	RPI 1-25	RPI 26-50	W-L RECORDS	RPI 51-100	RPI 101-150	RPI 150+				
6- 7	0- 3	0- 1	OVERALL	1- 3	1- 0	4- 0				
4- 1	0- 1	0- 0	HOME	1- 0	0- 0	3- 0				
2- 6	0- 2	0- 1	AWAY	0- 3	1- 0	1- 0				
0- 0	0- 0	0- 0	NEUTRAL	0- 0	0- 0	0- 0				
4- 7	0- 3	0- 1	NON-CONFERENCE	1- 3	0- 0	3- 0				
4- 1	0- 1	0- 0	HOME	1- 0	0- 0	3- 0				
0- 6	0- 2	0- 1	AWAY	0- 3	0- 0	0- 0				
0- 0	0- 0	0- 0	NEUTRAL	0- 0	0- 0	0- 0				
2- 0	0- 0	0- 0	CONFERENCE	0- 0	1- 0	1- 0				
0- 0	0- 0	0- 0	HOME	0- 0	0- 0	0- 0				
2- 0	0- 0	0- 0	AWAY	0- 0	1- 0	1- 0				
0- 0	0- 0	0- 0	NEUTRAL	0- 0	0- 0	0- 0				

RPI 1-25				RPI 26-50				RPI 51-100				Team's RPI: 64	RPI 101+			
RPI	S	Opponent	Score	RPI	S	Opponent	Score	RPI	S	Opponent	Score		RPI	S	Opponent	Score
4	H	Louisville	63 71	43	A	Arkansas	46 96	59	A	Southern Ill.	59 70		145	A	Austin Peay	69 61
8	A	Gonzaga	55 78					68	A	Saint Louis	50 56		155	H	Samford	80 75
12	A	Mississippi St.	46 82					76	H	IUPUI	57 51		183	A	Murray St.	89 64
								82	A	Illinois St.	47 70		219	H	Chattanooga	78 51
													259	H	Lipscomb	83 67
LAST 10 Division I																
145	A	Austin Peay	69 61	219	H	Chattanooga	78 51									
183	A	Murray St.	89 64	59	A	Southern Ill.	59 70									
43	A	Arkansas	46 96	82	A	Illinois St.	47 70									
4	H	Louisville	63 71	76	H	IUPUI	57 51									
259	H	Lipscomb	83 67	155	H	Samford	80 75									

Non-Div I Games:

UT Martin

■ Loss,
 ■ Non-Conf, S Site,
 ■ Home
 ■ Away
 N Neutral

Average RPI Win:	195	WON-LOST	WINNING	LAST 10	STRENGTH OF	OPP. STRENGTH	TEAM	ADJ.	CONF.	ADJ CONF.
Average RPI Loss:	28	RECORD	PCT. RANK	GAMES	SCHEDULE	OF SCHEDULE	RPI	RPI	RPI	RPI
DIV. I ONLY	10- 5	83	7-3	24	136	65	65	4	4	
DIV. I NON-CONF.	9- 4	84	6-2	33	178	71	71	4	4	
TOTALS	RPI 1-25	RPI 26-50	W-L RECORDS	RPI 51-100	RPI 101-150	RPI 150+				
10- 5	1- 2	0- 2	OVERALL	2- 1	0- 0	7- 0				
7- 4	0- 2	0- 1	HOME	2- 1	0- 0	5- 0				
1- 1	0- 0	0- 1	AWAY	0- 0	0- 0	1- 0				
2- 0	1- 0	0- 0	NEUTRAL	0- 0	0- 0	1- 0				
9- 4	1- 1	0- 2	NON-CONFERENCE	2- 1	0- 0	6- 0				
7- 3	0- 1	0- 1	HOME	2- 1	0- 0	5- 0				
0- 1	0- 0	0- 1	AWAY	0- 0	0- 0	0- 0				
2- 0	1- 0	0- 0	NEUTRAL	0- 0	0- 0	1- 0				
1- 1	0- 1	0- 0	CONFERENCE	0- 0	0- 0	1- 0				
0- 1	0- 1	0- 0	HOME	0- 0	0- 0	0- 0				
1- 0	0- 0	0- 0	AWAY	0- 0	0- 0	1- 0				
0- 0	0- 0	0- 0	NEUTRAL	0- 0	0- 0	0- 0				

RPI 1-25			RPI 26-50			RPI 51-100			Team's RPI: 65	RPI 101+		
RPI	S	Opponent	Score	RPI	S	Opponent	Score	RPI	S	Opponent	Score	
7	H	UCLA	50 59	31	H	Georgia Tech	40 73	54	H	Villanova	58 63	159 N Butler 69 36
12	H	Mississippi St.	66 73	37	A	Baylor	38 72	90	H	N.C. A&T	72 54	203 H Gardner-Webb 84 56
19	N	Virginia Tech	77 72					91	H	Furman	77 48	236 H East Carolina 67 50
												250 A Ole Miss 58 51
												257 H Kennesaw St. 80 65
												313 H Mercer 76 60
												330 H USC Upstate 67 53
LAST 10 Division I												
12	H	Mississippi St.	66 73	91	H	Furman	77 48					
250	A	Ole Miss	58 51	37	A	Baylor	38 72					
236	H	East Carolina	67 50	19	N	Virginia Tech	77 72					
203	H	Gardner-Webb	84 56	159	N	Butler	69 36					
7	H	UCLA	50 59	330	H	USC Upstate	67 53					

Non-Div I Games:

Georgia

■ Loss,
 ■ Non-Conf,
 S Site,
 ■ Home
 ■ Away
 N Neutral

Average RPI Win:	166	WON-LOST	WINNING	LAST 10	STRENGTH OF	OPP. STRENGTH	TEAM	ADJ.	CONF.	ADJ CONF.
Average RPI Loss:	90	RECORD	PCT. RANK	GAMES	SCHEDULE	OF SCHEDULE	RPI	RPI	RPI	RPI
DIV. I ONLY	10- 4	66	7-3	103	39	66	66	1	1	
DIV. I NON-CONF.	8- 3	68	5-2	191	65	115	115	1	1	
TOTALS	RPI 1-25	RPI 26-50	W-L RECORDS	RPI 51-100	RPI 101-150	RPI 150+				
10- 4	1- 1	0- 0	OVERALL	2- 1	1- 2	6- 0				
4- 3	0- 0	0- 0	HOME	1- 1	0- 2	3- 0				
3- 1	0- 1	0- 0	AWAY	1- 0	1- 0	1- 0				
3- 0	1- 0	0- 0	NEUTRAL	0- 0	0- 0	2- 0				
8- 3	1- 0	0- 0	NON-CONFERENCE	1- 1	0- 2	6- 0				
4- 3	0- 0	0- 0	HOME	1- 1	0- 2	3- 0				
1- 0	0- 0	0- 0	AWAY	0- 0	0- 0	1- 0				
3- 0	1- 0	0- 0	NEUTRAL	0- 0	0- 0	2- 0				
2- 1	0- 1	0- 0	CONFERENCE	1- 0	1- 0	0- 0				
0- 0	0- 0	0- 0	HOME	0- 0	0- 0	0- 0				
2- 1	0- 1	0- 0	AWAY	1- 0	1- 0	0- 0				
0- 0	0- 0	0- 0	NEUTRAL	0- 0	0- 0	0- 0				

RPI	S	Opponent	Score	RPI	S	Opponent	Score	RPI	S	Opponent	Score	RPI	S	Opponent	Score
6	A	Stanford	56 77					60	H	Vanderbilt	74 76	108	A	California	67 64
13	N	Iowa	70 63					75	H	CSU Bakersfield	80 49	146	H	Hawaii	50 62
								78	A	Washington St.	65 56	149	H	Tulane	62 64
												170	N	Iona	65 34
												185	H	San Francisco	73 54
												195	N	Howard	75 58
												201	A	San Diego	65 47
												301	H	Weber St.	94 41
												337	H	Seattle U	78 46
LAST 10 Division I															
6	A	Stanford	56 77	201	A	San Diego	65 47								
108	A	California	67 64	146	H	Hawaii	50 62								
78	A	Washington St.	65 56	13	N	Iowa	70 63								
60	H	Vanderbilt	74 76	195	N	Howard	75 58								
185	H	San Francisco	73 54	170	N	Iona	65 34								

Non-Div I Games:

Washington

■ Loss,
 ■ Non-Conf, S Site,
 ■ Home
 ■ Away
 N Neutral

Average RPI Win: 151		WON-LOST	WINNING	LAST 10	STRENGTH OF	OPP. STRENGTH	TEAM	ADJ.	CONF.	ADJ CONF.
Average RPI Loss: 92		RECORD	PCT. RANK	GAMES	SCHEDULE	OF SCHEDULE	RPI	RPI	RPI	RPI
DIV. I ONLY		9- 5	95	7-3	73	50	67	67	3	3
DIV. I NON-CONF.		7- 4	100	5-2	112	174	108	108	2	2
TOTALS		RPI 1-25	RPI 26-50	W-L RECORDS	RPI 51-100	RPI 101-150	RPI 150+			
9- 5	0- 0		2- 2	OVERALL	0- 2	3- 0	4- 1			
5- 2	0- 0		1- 1	HOME	0- 1	0- 0	4- 0			
2- 3	0- 0		1- 1	AWAY	0- 1	1- 0	0- 1			
2- 0	0- 0		0- 0	NEUTRAL	0- 0	2- 0	0- 0			
7- 4	0- 0		0- 1	NON-CONFERENCE	0- 2	3- 0	4- 1			
4- 2	0- 0		0- 1	HOME	0- 1	0- 0	4- 0			
1- 2	0- 0		0- 0	AWAY	0- 1	1- 0	0- 1			
2- 0	0- 0		0- 0	NEUTRAL	0- 0	2- 0	0- 0			
2- 1	0- 0		2- 1	CONFERENCE	0- 0	0- 0	0- 0			
1- 0	0- 0		1- 0	HOME	0- 0	0- 0	0- 0			
1- 1	0- 0		1- 1	AWAY	0- 0	0- 0	0- 0			
0- 0	0- 0		0- 0	NEUTRAL	0- 0	0- 0	0- 0			

RPI 1-25				RPI 26-50				RPI 51-100				RPI 101+			
RPI	S	Opponent	Score	RPI	S	Opponent	Score	RPI	S	Opponent	Score	RPI	S	Opponent	Score
				28	A	Miami (FL)	56 59	69	A	St. John's (NY)	74 82	102	A	Elon	69 57
				31	H	Georgia Tech	65 60	99	H	UNC Greensboro	65 67	119	N	Dayton	78 59
				33	A	Duke	60 58					143	N	Florida	73 68
				45	H	Charlotte	65 77					181	H	Campbell	74 46
												217	A	ETSU	60 67
												233	H	Col. of Charleston	106 50
												236	H	East Carolina	76 53
												279	H	UNCW	65 55
EAST 10 Division I															
				31	H	Georgia Tech	65 60	181	H	Campbell	74 46				
				33	A	Duke	60 58	217	A	ETSU	60 67				
				28	A	Miami (FL)	56 59	236	H	East Carolina	76 53				
				143	N	Florida	73 68	102	A	Elon	69 57				
				119	N	Dayton	78 59	69	A	St. John's (NY)	74 82				

Non-Div I Games:

Wake Forest

■ Loss, ■ Non-Conf, S Site, H Home A Away N Neutral

Average RPI Win:	168	WON-LOST	WINNING	LAST 10	STRENGTH OF	OPP. STRENGTH	TEAM	ADJ.	CONF.	ADJ CONF.
Average RPI Loss:	79	RECORD	PCT. RANK	GAMES	SCHEDULE	OF SCHEDULE	RPI	RPI	RPI	RPI
DIV. I ONLY	9- 6	115	5-5	45	142	68	68	12	12	
DIV. I NON-CONF.	8- 5	117	4-4	35	153	53	53	12	12	
TOTALS	RPI 1-25	RPI 26-50	W-L RECORDS	RPI 51-100	RPI 101-150	RPI 150+				
9- 6	0- 1	0- 0	OVERALL	2- 3	3- 1	4- 1				
4- 3	0- 1	0- 0	HOME	2- 1	2- 1	0- 0				
5- 3	0- 0	0- 0	AWAY	0- 2	1- 0	4- 1				
0- 0	0- 0	0- 0	NEUTRAL	0- 0	0- 0	0- 0				
8- 5	0- 1	0- 0	NON-CONFERENCE	2- 3	3- 0	3- 1				
4- 2	0- 1	0- 0	HOME	2- 1	2- 0	0- 0				
4- 3	0- 0	0- 0	AWAY	0- 2	1- 0	3- 1				
0- 0	0- 0	0- 0	NEUTRAL	0- 0	0- 0	0- 0				
1- 1	0- 0	0- 0	CONFERENCE	0- 0	0- 1	1- 0				
0- 1	0- 0	0- 0	HOME	0- 0	0- 1	0- 0				
1- 0	0- 0	0- 0	AWAY	0- 0	0- 0	1- 0				
0- 0	0- 0	0- 0	NEUTRAL	0- 0	0- 0	0- 0				

RPI 1-25				RPI 26-50				RPI 51-100 Team's RPI: 68				RPI 101+			
RPI	S	Opponent	Score	RPI	S	Opponent	Score	RPI	S	Opponent	Score	RPI	S	Opponent	Score
18	H	Princeton	50 66					53	H	Kansas	60 68	105	H	Colgate	61 51
								59	A	Southern Ill.	53 61	107	H	Davidson	58 65
								60	A	Vanderbilt	50 62	132	H	Southeast Mo. St.	76 61
								64	H	UT Martin	56 50	144	A	Cincinnati	60 50
								82	H	Illinois St.	61 56	178	A	Missouri	58 83
												205	A	La Salle	77 61
												216	A	Northern Ky.	67 42
												271	A	Indiana St.	55 53
												292	A	SIUE	68 35
LAST 10 Division I															
205	A	La Salle	77 61	82	H	Illinois St.	61 56								
107	H	Davidson	58 65	178	A	Missouri	58 83								
271	A	Indiana St.	55 53	132	H	Southeast Mo. St.	76 61								
53	H	Kansas	60 68	59	A	Southern Ill.	53 61								
18	H	Princeton	50 66	105	H	Colgate	61 51								

Non-Div I Games:

Saint Louis

Average RPI Win:	193	WON-LOST	WINNING	LAST 10	STRENGTH OF	OPP. STRENGTH	TEAM	ADJ.	CONF.	ADJ CONF.
Average RPI Loss:	77	RECORD	PCT. RANK	GAMES	SCHEDULE	OF SCHEDULE	RPI	RPI	RPI	RPI
DIV. I ONLY	10- 5	83	6-4	106	91	69	69	6	6	
DIV. I NON-CONF.	7- 4	100	3-3	48	160	48	48	6	6	
TOTALS	RPI 1-25	RPI 26-50	W-L RECORDS	RPI 51-100	RPI 101-150	RPI 150+				
10- 5	0- 1	0- 1	OVERALL	2- 2	1- 0	7- 1				
6- 1	0- 0	0- 0	HOME	1- 1	1- 0	4- 0				
4- 3	0- 1	0- 1	AWAY	1- 0	0- 0	3- 1				
0- 1	0- 0	0- 0	NEUTRAL	0- 1	0- 0	0- 0				
7- 4	0- 1	0- 1	NON-CONFERENCE	2- 1	1- 0	4- 1				
5- 0	0- 0	0- 0	HOME	1- 0	1- 0	3- 0				
2- 3	0- 1	0- 1	AWAY	1- 0	0- 0	1- 1				
0- 1	0- 0	0- 0	NEUTRAL	0- 1	0- 0	0- 0				
3- 1	0- 0	0- 0	CONFERENCE	0- 1	0- 0	3- 0				
1- 1	0- 0	0- 0	HOME	0- 1	0- 0	1- 0				
2- 0	0- 0	0- 0	AWAY	0- 0	0- 0	2- 0				
0- 0	0- 0	0- 0	NEUTRAL	0- 0	0- 0	0- 0				

RPI 1-25				RPI 26-50				RPI 51-100				Team's RPI: 69	RPI 101+			
RPI	S	Opponent	Score	RPI	S	Opponent	Score	RPI	S	Opponent	Score		RPI	S	Opponent	Score
11	A	Florida St.	70 74	27	A	James Madison	73 76	52	A	Yale	80 66		139	H	Massachusetts	82 71
								54	H	Villanova	62 67		159	A	Butler	67 42
								67	H	Wake Forest	82 74		206	H	Georgetown	71 54
								76	N	IUPUI	78 85		218	A	UNLV	75 79
													244	H	Lafayette	76 44
													246	A	Xavier	75 67
													265	H	Army West Point	96 60
													268	H	Fairfield	71 69
													281	A	St. Bonaventure	68 56
LAST 10 Division I																
54	H	Villanova	62 67	11	A	Florida St.	70 74	265	H	Army West Point	96 60					
206	H	Georgetown	71 54	52	A	Yale	80 66	218	A	UNLV	75 79					
159	A	Butler	67 42	76	N	IUPUI	78 85									
246	A	Xavier	75 67													
268	H	Fairfield	71 69													

Non-Div I Games:

St. John's (NY)

Buffalo

Through Games Of Jan. 8, 2020

Average RPI Win:	212	WON-LOST	WINNING	LAST 10	STRENGTH OF	OPP. STRENGTH	TEAM	ADJ.	CONF.	ADJ CONF.
Average RPI Loss:	124	RECORD	PCT. RANK	GAMES	SCHEDULE	OF SCHEDULE	RPI	RPI	RPI	RPI
DIV. I ONLY	10- 3	51	7-3	220	198	70	70	10	10	
DIV. I NON-CONF.	9- 2	40	6-2	229	206	70	70	10	10	
TOTALS	RPI 1-25	RPI 26-50	W-L RECORDS	RPI 51-100	RPI 101-150	RPI 150+				
10- 3	0- 1	0- 0	OVERALL	1- 0	1- 0	8- 2				
5- 0	0- 0	0- 0	HOME	0- 0	1- 0	4- 0				
3- 3	0- 1	0- 0	AWAY	0- 0	0- 0	3- 2				
2- 0	0- 0	0- 0	NEUTRAL	1- 0	0- 0	1- 0				
9- 2	0- 1	0- 0	NON-CONFERENCE	1- 0	1- 0	7- 1				
5- 0	0- 0	0- 0	HOME	0- 0	1- 0	4- 0				
2- 2	0- 1	0- 0	AWAY	0- 0	0- 0	2- 1				
2- 0	0- 0	0- 0	NEUTRAL	1- 0	0- 0	1- 0				
1- 1	0- 0	0- 0	CONFERENCE	0- 0	0- 0	1- 1				
0- 0	0- 0	0- 0	HOME	0- 0	0- 0	0- 0				
1- 1	0- 0	0- 0	AWAY	0- 0	0- 0	1- 1				
0- 0	0- 0	0- 0	NEUTRAL	0- 0	0- 0	0- 0				

RPI 1-25				RPI 26-50				RPI 51-100 Team's RPI: 70				RPI 101+			
RPI	S	Opponent	Score	RPI	S	Opponent	Score	RPI	S	Opponent	Score	RPI	S	Opponent	Score
6	A	Stanford	69 88					73	N	Drexel	63 59	119	H	Dayton	67 59
												162	H	Columbia	82 75
												163	A	Miami (OH)	86 72
												173	A	Toledo	59 71
												182	N	American	73 55
												193	A	San Jose St.	88 95
												204	H	Dartmouth	73 49
												264	A	Niagara	81 67
												281	A	St. Bonaventure	46 36
												332	H	Canisius	71 55
												338	H	Central Conn. St.	61 56
LAST 10 Division I															
173	A	Toledo	59 71	182	N	American	73 55								
163	A	Miami (OH)	86 72	73	N	Drexel	63 59								
204	H	Dartmouth	73 49	6	A	Stanford	69 88								
119	H	Dayton	67 59	193	A	San Jose St.	88 95								
281	A	St. Bonaventure	46 36	162	H	Columbia	82 75								

Non-Div I Games:

Buffalo

■ Loss,
 ■ Non-Conf, S Site,
 ■ Home
 ■ Away
 N Neutral

Average RPI Win:	195	WON-LOST	WINNING	LAST 10	STRENGTH OF	OPP. STRENGTH	TEAM	ADJ.	CONF.	ADJ CONF.
Average RPI Loss:	67	RECORD	PCT. RANK	GAMES	SCHEDULE	OF SCHEDULE	RPI	RPI	RPI	RPI
DIV. I ONLY	9- 5	95	7-3	54	110	71	71	5	5	
DIV. I NON-CONF.	8- 4	90	6-2	92	161	82	82	5	5	
TOTALS	RPI 1-25	RPI 26-50	W-L RECORDS	RPI 51-100	RPI 101-150	RPI 150+				
9- 5	1- 1	0- 2	OVERALL	2- 0	1- 2	5- 0				
6- 2	1- 0	0- 2	HOME	0- 0	1- 0	4- 0				
2- 2	0- 0	0- 0	AWAY	2- 0	0- 2	0- 0				
1- 1	0- 1	0- 0	NEUTRAL	0- 0	0- 0	1- 0				
8- 4	1- 1	0- 1	NON-CONFERENCE	1- 0	1- 2	5- 0				
6- 1	1- 0	0- 1	HOME	0- 0	1- 0	4- 0				
1- 2	0- 0	0- 0	AWAY	1- 0	0- 2	0- 0				
1- 1	0- 1	0- 0	NEUTRAL	0- 0	0- 0	1- 0				
1- 1	0- 0	0- 1	CONFERENCE	1- 0	0- 0	0- 0				
0- 1	0- 0	0- 1	HOME	0- 0	0- 0	0- 0				
1- 0	0- 0	0- 0	AWAY	1- 0	0- 0	0- 0				
0- 0	0- 0	0- 0	NEUTRAL	0- 0	0- 0	0- 0				

RPI 1-25				RPI 26-50				RPI 51-100				RPI 101+			
RPI	S	Opponent	Score	RPI	S	Opponent	Score	RPI	S	Opponent	Score	RPI	S	Opponent	Score
6	H	Stanford	69 64	35	H	Arizona	58 83	80	A	Iowa St.	81 75	101	A	South Fla.	57 64
16	N	NC State	73 84	38	H	TCU	63 65	96	A	Tennessee	66 60	121	H	Ohio	73 60
												146	A	Hawaii	60 73
												226	H	Southern U.	93 39
												227	N	North Texas	63 57
												327	H	UTSA	84 53
												335	H	UTRGV	85 69
												340	H	Northwestern St.	91 49
LAST 10 Division I															
80	A	Iowa St.	81 75	96	A	Tennessee	66 60								
38	H	TCU	63 65	146	A	Hawaii	60 73								
340	H	Northwestern St.	91 49	227	N	North Texas	63 57								
6	H	Stanford	69 64	16	N	NC State	73 84								
121	H	Ohio	73 60	226	H	Southern U.	93 39								

Non-Div I Games:

Texas

■ Loss,
 ■ Non-Conf,
 ■ S Site,
 ■ H Home
 ■ A Away
 N Neutral

North Florida

Through Games Of Jan. 8, 2020

Average RPI Win:	231	WON-LOST	WINNING	LAST 10	STRENGTH OF	OPP. STRENGTH	TEAM	ADJ.	CONF.	ADJ CONF.
Average RPI Loss:	86	RECORD	PCT. RANK	GAMES	SCHEDULE	OF SCHEDULE	RPI	RPI	RPI	RPI
DIV. I ONLY	6- 7	194	5-5	32	208	72	72	16	16	
DIV. I NON-CONF.	5- 6	187	4-4	38	138	73	73	15	15	
TOTALS	RPI 1-25	RPI 26-50	W-L RECORDS	RPI 51-100	RPI 101-150	RPI 150+				
6- 7	0- 2	0- 1	OVERALL	0- 1	2- 1	4- 2				
1- 0	0- 0	0- 0	HOME	0- 0	1- 0	0- 0				
3- 5	0- 2	0- 1	AWAY	0- 0	0- 1	3- 1				
2- 2	0- 0	0- 0	NEUTRAL	0- 1	1- 0	1- 1				
5- 6	0- 2	0- 1	NON-CONFERENCE	0- 1	2- 1	3- 1				
1- 0	0- 0	0- 0	HOME	0- 0	1- 0	0- 0				
2- 4	0- 2	0- 1	AWAY	0- 0	0- 1	2- 0				
2- 2	0- 0	0- 0	NEUTRAL	0- 1	1- 0	1- 1				
1- 1	0- 0	0- 0	CONFERENCE	0- 0	0- 0	1- 1				
0- 0	0- 0	0- 0	HOME	0- 0	0- 0	0- 0				
1- 1	0- 0	0- 0	AWAY	0- 0	0- 0	1- 1				
0- 0	0- 0	0- 0	NEUTRAL	0- 0	0- 0	0- 0				

RPI 1-25				RPI 26-50				RPI 51-100				RPI 101+			
RPI	S	Opponent	Score	RPI	S	Opponent	Score	RPI	S	Opponent	Score	RPI	S	Opponent	Score
10	A	Indiana	45 72	28	A	Miami (FL)	55 78	61	N	Marist	54 69	103	H	Holy Cross	80 60
11	A	Florida St.	41 70									111	A	Wisconsin	62 75
												131	N	Rider	80 70
												189	N	Norfolk St.	54 57
												194	A	North Ala.	51 54
												257	A	Kennesaw St.	64 55
												260	A	Alabama A&M	73 64
												311	N	Nicholls St.	64 61
												323	A	FIU	64 49
LAST 10 Division I															
257	A	Kennesaw St.	64 55	311	N	Nicholls St.	64 61								
194	A	North Ala.	51 54	189	N	Norfolk St.	54 57								
103	H	Holy Cross	80 60	131	N	Rider	80 70								
11	A	Florida St.	41 70	61	N	Marist	54 69								
10	A	Indiana	45 72	260	A	Alabama A&M	73 64								

Non-Div I Games: Warner 110 46 Edward Waters 80 51

North Florida

Loss, Non-Conf, S Site, H Home A Away N Neutral

Average RPI Win:	170	WON-LOST	WINNING	LAST 10	STRENGTH OF	OPP. STRENGTH	TEAM	ADJ.	CONF.	ADJ CONF.
Average RPI Loss:	97	RECORD	PCT. RANK	GAMES	SCHEDULE	OF SCHEDULE	RPI	RPI	RPI	RPI
DIV. I ONLY	8- 6	132	6-4	49	173	73	73	15	15	
DIV. I NON-CONF.	7- 5	130	5-3	37	132	68	68	14	14	
TOTALS	RPI 1-25	RPI 26-50	W-L RECORDS	RPI 51-100	RPI 101-150	RPI 150+				
8- 6	0- 1	0- 0	OVERALL	1- 4	3- 0	4- 1				
5- 1	0- 0	0- 0	HOME	1- 1	2- 0	2- 0				
3- 4	0- 1	0- 0	AWAY	0- 2	1- 0	2- 1				
0- 1	0- 0	0- 0	NEUTRAL	0- 1	0- 0	0- 0				
7- 5	0- 1	0- 0	NON-CONFERENCE	1- 4	3- 0	3- 0				
5- 1	0- 0	0- 0	HOME	1- 1	2- 0	2- 0				
2- 3	0- 1	0- 0	AWAY	0- 2	1- 0	1- 0				
0- 1	0- 0	0- 0	NEUTRAL	0- 1	0- 0	0- 0				
1- 1	0- 0	0- 0	CONFERENCE	0- 0	0- 0	1- 1				
0- 0	0- 0	0- 0	HOME	0- 0	0- 0	0- 0				
1- 1	0- 0	0- 0	AWAY	0- 0	0- 0	1- 1				
0- 0	0- 0	0- 0	NEUTRAL	0- 0	0- 0	0- 0				

RPI 1-25				RPI 26-50				RPI 51-100 Team's RPI: 73				RPI 101+			
RPI	S	Opponent	Score	RPI	S	Opponent	Score	RPI	S	Opponent	Score	RPI	S	Opponent	Score
9	A	DePaul	57 81					54	H	Villanova	54 52	107	H	Davidson	74 63
								70	N	Buffalo	59 63	113	H	Richmond	58 52
								88	H	Pacific	51 58	136	A	Saint Joseph's	62 52
								89	A	Bucknell	49 60	205	H	La Salle	69 31
								93	A	Penn	49 53	213	A	Quinnipiac	66 62
												233	A	Col. of Charleston	59 73
												254	H	Maine	70 57
												279	A	UNCW	73 72
LAST 10 Division I															
279	A	UNCW	73 72	89	A	Bucknell	49 60								
233	A	Col. of Charleston	59 73	54	H	Villanova	54 52								
254	H	Maine	70 57	136	A	Saint Joseph's	62 52								
93	A	Penn	49 53	70	N	Buffalo	59 63								
205	H	La Salle	69 31	113	H	Richmond	58 52								

Non-Div I Games:

Drexel

Average RPI Win:	188	WON-LOST	WINNING	LAST 10	STRENGTH OF	OPP. STRENGTH	TEAM	ADJ.	CONF.	ADJ CONF.
Average RPI Loss:	38	RECORD	PCT. RANK	GAMES	SCHEDULE	OF SCHEDULE	RPI	RPI	RPI	RPI
DIV. I ONLY	10- 5	83	6-4	81	48	74	74	6	6	
DIV. I NON-CONF.	7- 4	100	3-3	30	55	58	58	6	6	
TOTALS	RPI 1-25	RPI 26-50	W-L RECORDS	RPI 51-100	RPI 101-150	RPI 150+				
10- 5	0- 2	0- 1	OVERALL	1- 2	1- 0	8- 0				
5- 3	0- 2	0- 0	HOME	0- 1	0- 0	5- 0				
3- 1	0- 0	0- 0	AWAY	0- 1	0- 0	3- 0				
2- 1	0- 0	0- 1	NEUTRAL	1- 0	1- 0	0- 0				
7- 4	0- 2	0- 1	NON-CONFERENCE	1- 1	1- 0	5- 0				
4- 2	0- 2	0- 0	HOME	0- 0	0- 0	4- 0				
1- 1	0- 0	0- 0	AWAY	0- 1	0- 0	1- 0				
2- 1	0- 0	0- 1	NEUTRAL	1- 0	1- 0	0- 0				
3- 1	0- 0	0- 0	CONFERENCE	0- 1	0- 0	3- 0				
1- 1	0- 0	0- 0	HOME	0- 1	0- 0	1- 0				
2- 0	0- 0	0- 0	AWAY	0- 0	0- 0	2- 0				
0- 0	0- 0	0- 0	NEUTRAL	0- 0	0- 0	0- 0				

RPI 1-25				RPI 26-50				RPI 51-100				Team's RPI: 74	RPI 101+			
RPI	S	Opponent	Score	RPI	S	Opponent	Score	RPI	S	Opponent	Score		RPI	S	Opponent	Score
1	H	UConn	78 92	31	N	Georgia Tech	54 79	54	H	Villanova	55 61		136	N	Saint Joseph's	55 39
18	H	Princeton	76 78					60	N	Vanderbilt	69 65		159	A	Butler	67 62
								85	A	Lehigh	68 75		161	H	VCU	53 33
													170	A	Iona	89 37
													206	H	Georgetown	79 60
													231	H	Sacred Heart	95 69
													244	H	Lafayette	74 50
													246	A	Xavier	83 61
													268	H	Fairfield	74 44
LAST 10 Division I																
206	H	Georgetown	79 60	170	A	Iona	89 37									
54	H	Villanova	55 61	1	H	UConn	78 92									
246	A	Xavier	83 61	60	N	Vanderbilt	69 65									
159	A	Butler	67 62	31	N	Georgia Tech	54 79									
244	H	Lafayette	74 50	85	A	Lehigh	68 75									

Non-Div I Games:

Seton Hall

CSU Bakersfield

Through Games Of Jan. 8, 2020

Average RPI Win:	236	WON-LOST	WINNING	LAST 10	STRENGTH OF	OPP. STRENGTH	TEAM	ADJ.	CONF.	ADJ CONF.
Average RPI Loss:	89	RECORD	PCT. RANK	GAMES	SCHEDULE	OF SCHEDULE	RPI	RPI	RPI	RPI
DIV. I ONLY	7- 5	125	7-3	92	167	75	75	32	32	
DIV. I NON-CONF.	5- 5	163	5-3	56	155	102	102	32	32	
TOTALS	RPI 1-25	RPI 26-50	W-L RECORDS	RPI 51-100	RPI 101-150	RPI 150+				
7- 5	0- 2	0- 0	OVERALL	1- 1	0- 1	6- 1				
5- 0	0- 0	0- 0	HOME	1- 0	0- 0	4- 0				
2- 5	0- 2	0- 0	AWAY	0- 1	0- 1	2- 1				
0- 0	0- 0	0- 0	NEUTRAL	0- 0	0- 0	0- 0				
5- 5	0- 2	0- 0	NON-CONFERENCE	1- 1	0- 1	4- 1				
5- 0	0- 0	0- 0	HOME	1- 0	0- 0	4- 0				
0- 5	0- 2	0- 0	AWAY	0- 1	0- 1	0- 1				
0- 0	0- 0	0- 0	NEUTRAL	0- 0	0- 0	0- 0				
2- 0	0- 0	0- 0	CONFERENCE	0- 0	0- 0	2- 0				
0- 0	0- 0	0- 0	HOME	0- 0	0- 0	0- 0				
2- 0	0- 0	0- 0	AWAY	0- 0	0- 0	2- 0				
0- 0	0- 0	0- 0	NEUTRAL	0- 0	0- 0	0- 0				

RPI 1-25				RPI 26-50				RPI 51-100				RPI 101+			
RPI	S	Opponent	Score	RPI	S	Opponent	Score	RPI	S	Opponent	Score	RPI	S	Opponent	Score
5	A	Oregon St.	50 69					66	A	Washington	49 80	127	A	Wright St.	60 65
8	A	Gonzaga	48 92					88	H	Pacific	80 70	193	H	San Jose St.	75 71
												227	H	North Texas	61 52
												240	A	UC Riverside	52 53
												258	A	Grand Canyon	59 54
												271	H	UC Santa Barbara	66 62
												299	A	California Baptist	66 61
												315	H	N.C. Central	80 71
LAST 10 Division I															
299	A	California Baptist	66 61	88	H	Pacific	80 70								
258	A	Grand Canyon	59 54	315	H	N.C. Central	80 71								
240	A	UC Riverside	52 53	193	H	San Jose St.	75 71								
5	A	Oregon St.	50 69	227	H	North Texas	61 52								
271	H	UC Santa Barbara	66 62	127	A	Wright St.	60 65								

Non-Div I Games: Fresno Pacific 95 64 Westcliff 100 44 Cal St. Dom. Hills 83 74

CSU Bakersfield

Loss, Non-Conf, S Site, H Home A Away N Neutral

Average RPI Win:	169	WON-LOST	WINNING	LAST 10	STRENGTH OF	OPP. STRENGTH	TEAM	ADJ.	CONF.	ADJ CONF.
Average RPI Loss:	101	RECORD	PCT. RANK	GAMES	SCHEDULE	OF SCHEDULE	RPI	RPI	RPI	RPI
DIV. I ONLY	8- 6	132	6-4	85	153	76	76	17	17	
DIV. I NON-CONF.	5- 5	163	3-3	42	38	69	69	17	17	
TOTALS	RPI 1-25	RPI 26-50	W-L RECORDS	RPI 51-100	RPI 101-150	RPI 150+				
8- 6	0- 0	0- 2	OVERALL	3- 1	1- 1	4- 2				
5- 0	0- 0	0- 0	HOME	2- 0	0- 0	3- 0				
1- 6	0- 0	0- 2	AWAY	0- 1	0- 1	1- 2				
2- 0	0- 0	0- 0	NEUTRAL	1- 0	1- 0	0- 0				
5- 5	0- 0	0- 2	NON-CONFERENCE	3- 1	1- 1	1- 1				
3- 0	0- 0	0- 0	HOME	2- 0	0- 0	1- 0				
0- 5	0- 0	0- 2	AWAY	0- 1	0- 1	0- 1				
2- 0	0- 0	0- 0	NEUTRAL	1- 0	1- 0	0- 0				
3- 1	0- 0	0- 0	CONFERENCE	0- 0	0- 0	3- 1				
2- 0	0- 0	0- 0	HOME	0- 0	0- 0	2- 0				
1- 1	0- 0	0- 0	AWAY	0- 0	0- 0	1- 1				
0- 0	0- 0	0- 0	NEUTRAL	0- 0	0- 0	0- 0				

RPI 1-25				RPI 26-50				RPI 51-100				Team's RPI: 76				RPI 101+			
RPI	S	Opponent	Score	RPI	S	Opponent	Score	RPI	S	Opponent	Score	RPI	S	Opponent	Score	RPI	S	Opponent	Score
				28	A	Miami (FL)	65 74	59	H	Southern Ill.	81 78	102	N	Elon	59 53				
				46	A	UNI	50 51	64	A	UT Martin	51 57	121	A	Ohio	64 70				
								69	N	St. John's (NY)	85 78	159	A	Butler	61 64				
								81	H	Ball St.	65 48	177	A	Cleveland St.	78 53				
												187	A	Youngstown St.	73 75				
												252	H	Eastern Ky.	72 42				
												294	H	Oakland	76 41				
												320	H	Detroit Mercy	82 45				
LAST 10 Division I																			
				320	H	Detroit Mercy	82 45	46	A	UNI	50 51								
				294	H	Oakland	76 41	121	A	Ohio	64 70								
				177	A	Cleveland St.	78 53	102	N	Elon	59 53								
				187	A	Youngstown St.	73 75	69	N	St. John's (NY)	85 78								
				252	H	Eastern Ky.	72 42	64	A	UT Martin	51 57								

Non-Div I Games: Ind.-Northwest 103 45

IUPUI

Texas Southern

Through Games Of Jan. 8, 2020

Average RPI Win:	211	WON-LOST	WINNING	LAST 10	STRENGTH OF	OPP. STRENGTH	TEAM	ADJ.	CONF.	ADJ CONF.
Average RPI Loss:	72	RECORD	PCT. RANK	GAMES	SCHEDULE	OF SCHEDULE	RPI	RPI	RPI	RPI
DIV. I ONLY	7- 6	151	6-4	93	83	77	77	29	29	
DIV. I NON-CONF.	5- 6	187	4-4	29	58	55	55	28	28	
TOTALS	RPI 1-25	RPI 26-50	W-L RECORDS	RPI 51-100	RPI 101-150	RPI 150+				
7- 6	0- 2	0- 1	OVERALL	0- 1	3- 1	4- 1				
3- 0	0- 0	0- 0	HOME	0- 0	0- 0	3- 0				
4- 4	0- 2	0- 1	AWAY	0- 1	3- 0	1- 0				
0- 2	0- 0	0- 0	NEUTRAL	0- 0	0- 1	0- 1				
5- 6	0- 2	0- 1	NON-CONFERENCE	0- 1	3- 1	2- 1				
1- 0	0- 0	0- 0	HOME	0- 0	0- 0	1- 0				
4- 4	0- 2	0- 1	AWAY	0- 1	3- 0	1- 0				
0- 2	0- 0	0- 0	NEUTRAL	0- 0	0- 1	0- 1				
2- 0	0- 0	0- 0	CONFERENCE	0- 0	0- 0	2- 0				
2- 0	0- 0	0- 0	HOME	0- 0	0- 0	2- 0				
0- 0	0- 0	0- 0	AWAY	0- 0	0- 0	0- 0				
0- 0	0- 0	0- 0	NEUTRAL	0- 0	0- 0	0- 0				

RPI 1-25				RPI 26-50				RPI 51-100				Team's RPI: 77	RPI 101+			
RPI	S	Opponent	Score	RPI	S	Opponent	Score	RPI	S	Opponent	Score		RPI	S	Opponent	Score
8	A	Gonzaga	45 80	29	A	Colorado	50 74	80	A	Iowa St.	59 79		117	A	UT Arlington	74 63
15	A	Oregon	63 99										134	N	UAB	68 84
													146	A	Hawaii	74 57
													149	A	Tulane	72 62
													164	N	Utah	52 61
													188	H	Rice	63 56
													226	H	Southern U.	61 56
													318	H	Alcorn	105 70
													335	A	UTRGV	71 44
LAST 10 Division I																
318	H	Alcorn	105 70	8	A	Gonzaga	45 80	188	H	Rice	63 56		29	A	Colorado	50 74
226	H	Southern U.	61 56	146	A	Hawaii	74 57	164	N	Utah	52 61					
117	A	UT Arlington	74 63													
134	N	UAB	68 84													
149	A	Tulane	72 62													

Non-Div I Games:

Texas Southern

■ Loss,
 ■ Non-Conf, S Site,
 ■ Home
 ■ Away
 N Neutral

Average RPI Win:	200	WON-LOST	WINNING	LAST 10	STRENGTH OF	OPP. STRENGTH	TEAM	ADJ.	CONF.	ADJ CONF.
Average RPI Loss:	23	RECORD	PCT. RANK	GAMES	SCHEDULE	OF SCHEDULE	RPI	RPI	RPI	RPI
DIV. I ONLY	8- 7	162	4-6	38	10	78	78	1	1	
DIV. I NON-CONF.	7- 5	130	3-4	89	17	94	94	1	1	
TOTALS	RPI 1-25	RPI 26-50	W-L RECORDS	RPI 51-100	RPI 101-150	RPI 150+				
8- 7	0- 4	0- 2	OVERALL	0- 1	3- 0	5- 0				
5- 2	0- 1	0- 0	HOME	0- 1	1- 0	4- 0				
2- 2	0- 1	0- 1	AWAY	0- 0	2- 0	0- 0				
1- 3	0- 2	0- 1	NEUTRAL	0- 0	0- 0	1- 0				
7- 5	0- 3	0- 2	NON-CONFERENCE	0- 0	2- 0	5- 0				
5- 1	0- 1	0- 0	HOME	0- 0	1- 0	4- 0				
1- 1	0- 0	0- 1	AWAY	0- 0	1- 0	0- 0				
1- 3	0- 2	0- 1	NEUTRAL	0- 0	0- 0	1- 0				
1- 2	0- 1	0- 0	CONFERENCE	0- 1	1- 0	0- 0				
0- 1	0- 0	0- 0	HOME	0- 1	0- 0	0- 0				
1- 1	0- 1	0- 0	AWAY	0- 0	1- 0	0- 0				
0- 0	0- 0	0- 0	NEUTRAL	0- 0	0- 0	0- 0				

RPI 1-25				RPI 26-50				RPI 51-100				RPI 101+			
RPI	S	Opponent	Score	RPI	S	Opponent	Score	RPI	S	Opponent	Score	RPI	S	Opponent	Score
3	N	South Carolina	53 68	28	A	Miami (FL)	68 74	66	H	Washington	56 65	108	A	California	96 75
6	A	Stanford	58 77	37	N	Baylor	66 89					109	A	Boise St.	80 68
8	H	Gonzaga	53 76									133	H	BYU	67 50
10	N	Indiana	44 78									226	N	Southern U.	69 54
												242	H	UC Irvine	87 59
												248	H	CSUN	71 61
												261	H	Pepperdine	85 48
												274	H	Ark.-Pine Bluff	85 56
LAST 10 Division I															
108	A	California	96 75	242	H	UC Irvine	87 59								
6	A	Stanford	58 77	8	H	Gonzaga	53 76								
66	H	Washington	56 65	274	H	Ark.-Pine Bluff	85 56								
28	A	Miami (FL)	68 74	10	N	Indiana	44 78								
226	N	Southern U.	69 54	3	N	South Carolina	53 68								

Non-Div I Games:

Washington St.

■ Loss,
■ Non-Conf,
■ S Site,
■ H Home
■ A Away
N Neutral

Average RPI Win:	183	WON-LOST	WINNING	LAST 10	STRENGTH OF	OPP. STRENGTH	TEAM	ADJ.	CONF.	ADJ CONF.
Average RPI Loss:	78	RECORD	PCT. RANK	GAMES	SCHEDULE	OF SCHEDULE	RPI	RPI	RPI	RPI
DIV. I ONLY	10- 5	83	6-4	72	143	79	79	4	4	
DIV. I NON-CONF.	10- 3	60	6-2	136	192	83	83	4	4	
TOTALS	RPI 1-25	RPI 26-50	W-L RECORDS	RPI 51-100	RPI 101-150	RPI 150+				
10- 5	0- 1	1- 1	OVERALL	0- 1	4- 1	5- 1				
6- 3	0- 1	0- 0	HOME	0- 1	3- 0	3- 1				
3- 1	0- 0	0- 1	AWAY	0- 0	1- 0	2- 0				
1- 1	0- 0	1- 0	NEUTRAL	0- 0	0- 1	0- 0				
10- 3	0- 0	1- 0	NON-CONFERENCE	0- 1	4- 1	5- 1				
6- 2	0- 0	0- 0	HOME	0- 1	3- 0	3- 1				
3- 0	0- 0	0- 0	AWAY	0- 0	1- 0	2- 0				
1- 1	0- 0	1- 0	NEUTRAL	0- 0	0- 1	0- 0				
0- 2	0- 1	0- 1	CONFERENCE	0- 0	0- 0	0- 0				
0- 1	0- 1	0- 0	HOME	0- 0	0- 0	0- 0				
0- 1	0- 0	0- 1	AWAY	0- 0	0- 0	0- 0				
0- 0	0- 0	0- 0	NEUTRAL	0- 0	0- 0	0- 0				

RPI 1-25				RPI 26-50				RPI 51-100				Team's RPI: 79	RPI 101+			
RPI	S	Opponent	Score	RPI	S	Opponent	Score	RPI	S	Opponent	Score		RPI	S	Opponent	Score
3	H	South Carolina	78 93	46	N	UNI	87 77	80	H	Iowa St.	66 75		105	H	Colgate	72 52
				47	A	LSU	60 71						106	N	Southern California	57 60
													110	H	North Carolina	83 77
													147	H	Bethune-Cookman	60 49
													149	A	Tulane	66 56
													156	H	Hampton	61 64
													171	A	Clemson	67 54
													234	H	Southeastern La.	87 50
													263	A	South Alabama	74 62
													290	H	Radford	85 51
													313	H	Mercer	111 56
LAST 10 Division I																
3	H	South Carolina	78 93	110	H	North Carolina	83 77									
47	A	LSU	60 71	105	H	Colgate	72 52									
234	H	Southeastern La.	87 50	80	H	Iowa St.	66 75									
290	H	Radford	85 51	106	N	Southern California	57 60									
147	H	Bethune-Cookman	60 49	46	N	UNI	87 77									

Non-Div I Games:

Alabama

■ Loss,
 ■ Non-Conf, S Site,
 ■ Home
 ■ Away
 N Neutral

Average RPI Win:	173	WON-LOST	WINNING	LAST 10	STRENGTH OF	OPP. STRENGTH	TEAM	ADJ.	CONF.	ADJ CONF.
Average RPI Loss:	39	RECORD	PCT. RANK	GAMES	SCHEDULE	OF SCHEDULE	RPI	RPI	RPI	RPI
DIV. I ONLY	9- 4	74	7-3	104	69	80	80	5	5	
DIV. I NON-CONF.	8- 3	68	6-2	193	40	98	98	5	5	
TOTALS	RPI 1-25	RPI 26-50	W-L RECORDS	RPI 51-100	RPI 101-150	RPI 150+				
9- 4	0- 2	0- 1	OVERALL	3- 1	1- 0	5- 0				
6- 3	0- 1	0- 1	HOME	2- 1	1- 0	3- 0				
3- 1	0- 1	0- 0	AWAY	1- 0	0- 0	2- 0				
0- 0	0- 0	0- 0	NEUTRAL	0- 0	0- 0	0- 0				
8- 3	0- 2	0- 1	NON-CONFERENCE	3- 0	1- 0	4- 0				
6- 2	0- 1	0- 1	HOME	2- 0	1- 0	3- 0				
2- 1	0- 1	0- 0	AWAY	1- 0	0- 0	1- 0				
0- 0	0- 0	0- 0	NEUTRAL	0- 0	0- 0	0- 0				
1- 1	0- 0	0- 0	CONFERENCE	0- 1	0- 0	1- 0				
0- 1	0- 0	0- 0	HOME	0- 1	0- 0	0- 0				
1- 0	0- 0	0- 0	AWAY	0- 0	0- 0	1- 0				
0- 0	0- 0	0- 0	NEUTRAL	0- 0	0- 0	0- 0				

RPI 1-25				RPI 26-50				RPI 51-100 Team's RPI: 80				RPI 101+			
RPI	S	Opponent	Score	RPI	S	Opponent	Score	RPI	S	Opponent	Score	RPI	S	Opponent	Score
13	H	Iowa	69 75	46	H	UNI	63 71	71	H	Texas	75 81	127	H	Wright St.	79 71
25	A	Drake	81 86					77	H	Texas Southern	79 59	167	A	Texas Tech	96 66
								79	A	Alabama	75 66	194	H	North Ala.	80 72
								94	H	New Orleans	71 53	226	H	Southern U.	69 36
												274	H	Ark.-Pine Bluff	90 40
												321	A	North Dakota St.	86 58
LAST 10 Division I															
71	H	Texas	75 81	13	H	Iowa	69 75								
167	A	Texas Tech	96 66	79	A	Alabama	75 66								
194	H	North Ala.	80 72	94	H	New Orleans	71 53								
46	H	UNI	63 71	274	H	Ark.-Pine Bluff	90 40								
127	H	Wright St.	79 71	321	A	North Dakota St.	86 58								

Non-Div I Games:

Iowa St.

BB

Non-Div I Games:	Urbana	84	49
------------------	--------	----	----

Average RPI Win:	205	WON-LOST	WINNING	LAST 10	STRENGTH OF	OPP. STRENGTH	TEAM	ADJ.	CONF.	ADJ CONF.
Average RPI Loss:	82	RECORD	PCT. RANK	GAMES	SCHEDULE	OF SCHEDULE	RPI	RPI	RPI	RPI
DIV. I ONLY	9- 3	59	8-2	252	92	82	82	7	7	
DIV. I NON-CONF.	7- 3	80	6-2	155	88	62	62	7	7	
TOTALS	RPI 1-25	RPI 26-50	W-L RECORDS	RPI 51-100	RPI 101-150	RPI 150+				
9- 3	0- 0	0- 1	OVERALL	1- 1	2- 1	6- 0				
7- 0	0- 0	0- 0	HOME	1- 0	0- 0	0- 0				
2- 3	0- 0	0- 1	AWAY	0- 1	2- 1	0- 0				
0- 0	0- 0	0- 0	NEUTRAL	0- 0	0- 0	0- 0				
7- 3	0- 0	0- 1	NON-CONFERENCE	1- 1	2- 1	4- 0				
5- 0	0- 0	0- 0	HOME	1- 0	0- 0	4- 0				
2- 3	0- 0	0- 1	AWAY	0- 1	2- 1	0- 0				
0- 0	0- 0	0- 0	NEUTRAL	0- 0	0- 0	0- 0				
2- 0	0- 0	0- 0	CONFERENCE	0- 0	0- 0	2- 0				
2- 0	0- 0	0- 0	HOME	0- 0	0- 0	2- 0				
0- 0	0- 0	0- 0	AWAY	0- 0	0- 0	0- 0				
0- 0	0- 0	0- 0	NEUTRAL	0- 0	0- 0	0- 0				

RPI S	Opponent	Score	RPI S	Opponent	Score	RPI S	Opponent	Score	RPI S	Opponent	Score
			32 A	Marquette	41 58	64 H	UT Martin	70 47	135 A	North Dakota	66 58
						68 A	Saint Louis	56 61	138 A	Illinois	74 58
									145 A	Austin Peay	72 77
									184 H	Northern Ill.	69 66
									207 H	Jackson St.	77 55
									225 H	Western Ill.	78 65
									271 H	Indiana St.	83 69
									292 H	SIUE	74 53
									333 H	Evansville	81 58
LAST 10 Division I											
333 H	Evansville	81 58	68 A	Saint Louis	56 61	225 H	Western Ill.	78 65			
271 H	Indiana St.	83 69	64 H	UT Martin	70 47	135 A	North Dakota	66 58			
145 A	Austin Peay	72 77	184 H	Northern Ill.	69 66						
207 H	Jackson St.	77 55									
292 H	SIUE	74 53									

Non-Div I Games: Truman 87 60

Illinois St.

Stony Brook

Through Games Of Jan. 8, 2020

Average RPI Win:	250	WON-LOST	WINNING	LAST 10	STRENGTH OF	OPP. STRENGTH	TEAM	ADJ.	CONF.	ADJ CONF.
Average RPI Loss:	43	RECORD	PCT. RANK	GAMES	SCHEDULE	OF SCHEDULE	RPI	RPI	RPI	RPI
DIV. I ONLY	14- 1	5	10-0	317	235	83	83	28	28	
DIV. I NON-CONF.	11- 1	14	7-0	299	228	77	77	29	29	
TOTALS	RPI 1-25	RPI 26-50	W-L RECORDS	RPI 51-100	RPI 101-150	RPI 150+				
14- 1	0- 0	0- 1	OVERALL	1- 0	1- 0	12- 0				
7- 0	0- 0	0- 0	HOME	1- 0	0- 0	6- 0				
5- 1	0- 0	0- 1	AWAY	0- 0	0- 0	5- 0				
2- 0	0- 0	0- 0	NEUTRAL	0- 0	1- 0	1- 0				
11- 1	0- 0	0- 1	NON-CONFERENCE	1- 0	1- 0	9- 0				
4- 0	0- 0	0- 0	HOME	1- 0	0- 0	3- 0				
5- 1	0- 0	0- 1	AWAY	0- 0	0- 0	5- 0				
2- 0	0- 0	0- 0	NEUTRAL	0- 0	1- 0	1- 0				
3- 0	0- 0	0- 0	CONFERENCE	0- 0	0- 0	3- 0				
3- 0	0- 0	0- 0	HOME	0- 0	0- 0	3- 0				
0- 0	0- 0	0- 0	AWAY	0- 0	0- 0	0- 0				
0- 0	0- 0	0- 0	NEUTRAL	0- 0	0- 0	0- 0				

RPI 1-25			RPI 26-50			RPI 51-100			Team's RPI: 83	RPI 101+		
RPI	S	Opponent	Score	RPI	S	Opponent	Score	RPI	S	Opponent	Score	
43	A	Arkansas	58 88	89	H	Bucknell	78 73	125	N	Western Mich.	50 47	
								170	H	Iona	59 40	
								231	H	Sacred Heart	54 50	
								235	H	Manhattan	59 54	
								254	H	Maine	73 69	
								255	A	Wagner	66 45	
								287	A	St. Francis Brooklyn	86 73	
								289	H	Vermont	67 49	
								293	A	Pittsburgh	59 56	
								296	N	Morgan St.	63 56	
								304	H	UMBC	57 45	
								329	A	Hofstra	81 38	
								348	A	LIU Brooklyn	80 49	
LAST 10 Division I												
289	H	Vermont	67 49	296	N	Morgan St.	63 56					
254	H	Maine	73 69	255	A	Wagner	66 45					
304	H	UMBC	57 45	293	A	Pittsburgh	59 56					
89	H	Bucknell	78 73	348	A	LIU Brooklyn	80 49					
125	N	Western Mich.	50 47	231	H	Sacred Heart	54 50					

Non-Div I Games: Molloy 66 49

Stony Brook

Loss, Non-Conf, S Site, H Home A Away N Neutral

Average RPI Win:	213	WON-LOST	WINNING	LAST 10	STRENGTH OF	OPP. STRENGTH	TEAM	ADJ.	CONF.	ADJ CONF.
Average RPI Loss:	41	RECORD	PCT. RANK	GAMES	SCHEDULE	OF SCHEDULE	RPI	RPI	RPI	RPI

DIV. I ONLY	8- 1	19	8-1	330	29	84	84	25	25
DIV. I NON-CONF.	4- 1	54	4-1	255	36	63	63	24	24

TOTALS	RPI 1-25	RPI 26-50	W-L RECORDS	RPI 51-100	RPI 101-150	RPI 150+
8- 1	0- 0	0- 1	OVERALL	1- 0	1- 0	6- 0
4- 0	0- 0	0- 0	HOME	1- 0	0- 0	3- 0
4- 1	0- 0	0- 1	AWAY	0- 0	1- 0	3- 0
0- 0	0- 0	0- 0	NEUTRAL	0- 0	0- 0	0- 0
4- 1	0- 0	0- 1	NON-CONFERENCE	0- 0	1- 0	3- 0
2- 0	0- 0	0- 0	HOME	0- 0	0- 0	2- 0
2- 1	0- 0	0- 1	AWAY	0- 0	1- 0	1- 0
0- 0	0- 0	0- 0	NEUTRAL	0- 0	0- 0	0- 0
4- 0	0- 0	0- 0	CONFERENCE	1- 0	0- 0	3- 0
2- 0	0- 0	0- 0	HOME	1- 0	0- 0	1- 0
2- 0	0- 0	0- 0	AWAY	0- 0	0- 0	2- 0
0- 0	0- 0	0- 0	NEUTRAL	0- 0	0- 0	0- 0

RPI 1-25	RPI 26-50	RPI 51-100	Team's RPI: 84	RPI 101+
RPI S Opponent Score	RPI S Opponent Score	RPI S Opponent Score		RPI S Opponent Score
	41 A Oklahoma 65 78	94 H New Orleans 76 62		127 A Wright St. 83 64
				158 A Portland 76 69
				175 H Lamar University 78 72
				224 H Tulsa 73 63
				303 H New Mexico St. 67 54
				308 A McNeese 90 73
				311 A Nicholls St. 95 84
LAST 10 Division I				
	308 A McNeese 90 73	224 H Tulsa 73 63		
	175 H Lamar University 78 72	158 A Portland 76 69		
	303 H New Mexico St. 67 54	41 A Oklahoma 65 78		
	311 A Nicholls St. 95 84	127 A Wright St. 83 64		
	94 H New Orleans 76 62			

Non-Div I Games: Howard Payne 96 38 Schreiner 110 37 Southwest (NM) 104 52 McMurry 111 43
Abilene Christian

Average RPI Win:	223	WON-LOST	WINNING	LAST 10	STRENGTH OF	OPP. STRENGTH	TEAM	ADJ.	CONF.	ADJ CONF.
Average RPI Loss:	90	RECORD	PCT. RANK	GAMES	SCHEDULE	OF SCHEDULE	RPI	RPI	RPI	RPI
DIV. I ONLY	10- 3	51	7-3	230	188	85	85	14	14	
DIV. I NON-CONF.	7- 3	80	4-3	178	202	80	80	13	13	
TOTALS	RPI 1-25	RPI 26-50	W-L RECORDS	RPI 51-100	RPI 101-150	RPI 150+				
10- 3	0- 0	0- 1	OVERALL	1- 1	1- 1	8- 0				
5- 0	0- 0	0- 0	HOME	1- 0	1- 0	3- 0				
5- 1	0- 0	0- 1	AWAY	0- 0	0- 0	5- 0				
0- 2	0- 0	0- 0	NEUTRAL	0- 1	0- 1	0- 0				
7- 3	0- 0	0- 1	NON-CONFERENCE	1- 1	1- 1	5- 0				
3- 0	0- 0	0- 0	HOME	1- 0	1- 0	1- 0				
4- 1	0- 0	0- 1	AWAY	0- 0	0- 0	4- 0				
0- 2	0- 0	0- 0	NEUTRAL	0- 1	0- 1	0- 0				
3- 0	0- 0	0- 0	CONFERENCE	0- 0	0- 0	3- 0				
2- 0	0- 0	0- 0	HOME	0- 0	0- 0	2- 0				
1- 0	0- 0	0- 0	AWAY	0- 0	0- 0	1- 0				
0- 0	0- 0	0- 0	NEUTRAL	0- 0	0- 0	0- 0				

RPI 1-25				RPI 26-50				RPI 51-100				Team's RPI: 85	RPI 101+			
RPI	S	Opponent	Score	RPI	S	Opponent	Score	RPI	S	Opponent	Score		RPI	S	Opponent	Score
				48	A	Minnesota	49 77						74	H	Seton Hall	75 68
													81	N	Ball St.	52 54
								</								

Non-Div I Games: Bloomsburg 91 43

Lehigh

■ Loss,
 ■ Non-Conf,
 ■ S Site,
 ■ H Home
 ■ A Away
 N Neutral

Average RPI Win:	222	WON-LOST	WINNING	LAST 10	STRENGTH OF	OPP. STRENGTH	TEAM	ADJ.	CONF.	ADJ CONF.
Average RPI Loss:	32	RECORD	PCT. RANK	GAMES	SCHEDULE	OF SCHEDULE	RPI	RPI	RPI	RPI
DIV. I ONLY	8- 6	132	4-6	63	75	86	86	2	2	
DIV. I NON-CONF.	7- 4	100	3-4	196	112	130	130	3	3	
TOTALS	RPI 1-25	RPI 26-50	W-L RECORDS	RPI 51-100	RPI 101-150	RPI 150+				
8- 6	0- 3	0- 2	OVERALL	2- 1	0- 0	6- 0				
6- 0	0- 0	0- 0	HOME	1- 0	0- 0	5- 0				
1- 3	0- 2	0- 1	AWAY	1- 0	0- 0	0- 0				
1- 3	0- 1	0- 1	NEUTRAL	0- 1	0- 0	1- 0				
7- 4	0- 2	0- 1	NON-CONFERENCE	1- 1	0- 0	6- 0				
5- 0	0- 0	0- 0	HOME	0- 0	0- 0	5- 0				
1- 1	0- 1	0- 0	AWAY	1- 0	0- 0	0- 0				
1- 3	0- 1	0- 1	NEUTRAL	0- 1	0- 0	1- 0				
1- 2	0- 1	0- 1	CONFERENCE	1- 0	0- 0	0- 0				
1- 0	0- 0	0- 0	HOME	1- 0	0- 0	0- 0				
0- 2	0- 1	0- 1	AWAY	0- 0	0- 0	0- 0				
0- 0	0- 0	0- 0	NEUTRAL	0- 0	0- 0	0- 0				

RPI 1-25				RPI 26-50				RPI 51-100 Team's RPI: 86				RPI 101+			
RPI	S	Opponent	Score	RPI	S	Opponent	Score	RPI	S	Opponent	Score	RPI	S	Opponent	Score
10	A	Indiana	67 79	42	A	Michigan	69 89	58	N	Syracuse	63 77	168	H	Eastern Mich.	85 50
11	A	Florida St.	68 78	47	N	LSU	56 58	63	H	Nebraska	78 70	202	N	Kansas St.	65 60
22	N	West Virginia	57 63					100	A	Notre Dame	72 69	286	H	Morehead St.	93 48
												294	H	Oakland	76 56
												320	H	Detroit Mercy	110 52
												341	H	Hartford	79 34
LAST 10 Division I															
63	H	Nebraska	78 70	42	A	Michigan	69 89								
10	A	Indiana	67 79	11	A	Florida St.	68 78								
22	N	West Virginia	57 63	202	N	Kansas St.	65 60								
58	N	Syracuse	63 77	47	N	LSU	56 58								
286	H	Morehead St.	93 48	341	H	Hartford	79 34								

Non-Div I Games:

Michigan St.

Boston College

Through Games Of Jan. 8, 2020

Average RPI Win:	223	WON-LOST	WINNING	LAST 10	STRENGTH OF	OPP. STRENGTH	TEAM	ADJ.	CONF.	ADJ CONF.
Average RPI Loss:	55	RECORD	PCT. RANK	GAMES	SCHEDULE	OF SCHEDULE	RPI	RPI	RPI	RPI
DIV. I ONLY	8- 6	132	6-4	89	73	87	87	3	3	
DIV. I NON-CONF.	7- 4	100	5-2	99	149	76	76	2	2	
TOTALS	RPI 1-25	RPI 26-50	W-L RECORDS	RPI 51-100	RPI 101-150	RPI 150+				
8- 6	0- 2	0- 2	OVERALL	0- 0	1- 2	7- 0				
5- 1	0- 1	0- 0	HOME	0- 0	0- 0	5- 0				
2- 4	0- 1	0- 1	AWAY	0- 0	0- 2	2- 0				
1- 1	0- 0	0- 1	NEUTRAL	0- 0	1- 0	0- 0				
7- 4	0- 1	0- 1	NON-CONFERENCE	0- 0	1- 2	6- 0				
5- 0	0- 0	0- 0	HOME	0- 0	0- 0	5- 0				
1- 3	0- 1	0- 0	AWAY	0- 0	0- 2	1- 0				
1- 1	0- 0	0- 1	NEUTRAL	0- 0	1- 0	0- 0				
1- 2	0- 1	0- 1	CONFERENCE	0- 0	0- 0	1- 0				
0- 1	0- 1	0- 0	HOME	0- 0	0- 0	0- 0				
1- 1	0- 0	0- 1	AWAY	0- 0	0- 0	1- 0				
0- 0	0- 0	0- 0	NEUTRAL	0- 0	0- 0	0- 0				

RPI 1-25				RPI 26-50				RPI 51-100				Team's RPI: 87	RPI 101+			
RPI	S	Opponent	Score	RPI	S	Opponent	Score	RPI	S	Opponent	Score		RPI	S	Opponent	Score
16	H	NC State	54 72	33	A	Duke	73 85						103	A	Holy Cross	71 80
20	A	Northwestern	63 66	45	N	Charlotte	68 84						115	A	Providence	60 76
													149	N	Tulane	89 76
													161	H	VCU	87 52
													198	H	Rhode Island	66 55
													200	A	Boston U.	88 57
													232	H	Delaware St.	109 69
													266	H	UMass Lowell	89 46
													287	H	St. Francis Brooklyn	106 69
													293	A	Pittsburgh	79 70
LAST 10 Division I																
16	H	NC State	54 72	293	A	Pittsburgh	79 70									
232	H	Delaware St.	109 69	149	N	Tulane	89 76									
200	A	Boston U.	88 57	45	N	Charlotte	68 84									
33	A	Duke	73 85	161	H	VCU	87 52									
20	A	Northwestern	63 66	198	H	Rhode Island	66 55									

Non-Div I Games:

Boston College

Loss, Non-Conf, S Site, H Home A Away N Neutral

Average RPI Win:	236	WON-LOST	WINNING	LAST 10	STRENGTH OF	OPP. STRENGTH	TEAM	ADJ.	CONF.	ADJ CONF.
Average RPI Loss:	70	RECORD	PCT. RANK	GAMES	SCHEDULE	OF SCHEDULE	RPI	RPI	RPI	RPI
DIV. I ONLY	10- 5	83	6-4	201	99	88	88	11	11	
DIV. I NON-CONF.	7- 4	100	3-3	149	83	78	78	11	11	
TOTALS	RPI 1-25	RPI 26-50	W-L RECORDS	RPI 51-100	RPI 101-150	RPI 150+				
10- 5	0- 2	0- 0	OVERALL	1- 2	0- 0	9- 1				
6- 0	0- 0	0- 0	HOME	0- 0	0- 0	6- 0				
3- 4	0- 2	0- 0	AWAY	1- 2	0- 0	2- 0				
1- 1	0- 0	0- 0	NEUTRAL	0- 0	0- 0	1- 1				
7- 4	0- 2	0- 0	NON-CONFERENCE	1- 1	0- 0	6- 1				
4- 0	0- 0	0- 0	HOME	0- 0	0- 0	4- 0				
2- 3	0- 2	0- 0	AWAY	1- 1	0- 0	1- 0				
1- 1	0- 0	0- 0	NEUTRAL	0- 0	0- 0	1- 1				
3- 1	0- 0	0- 0	CONFERENCE	0- 1	0- 0	3- 0				
2- 0	0- 0	0- 0	HOME	0- 0	0- 0	2- 0				
1- 1	0- 0	0- 0	AWAY	0- 1	0- 0	1- 0				
0- 0	0- 0	0- 0	NEUTRAL	0- 0	0- 0	0- 0				

RPI 1-25				RPI 26-50				RPI 51-100 Team's RPI: 88				RPI 101+			
RPI	S	Opponent	Score	RPI	S	Opponent	Score	RPI	S	Opponent	Score	RPI	S	Opponent	Score
5	A	Oregon St.	57 69					73	A	Drexel	58 51	173	N	Toledo	65 66
7	A	UCLA	57 68					75	A	CSU Bakersfield	70 80	185	A	San Francisco	84 61
								92	A	Santa Clara	65 75	191	H	SMU	77 49
												238	H	UMKC	89 60
												261	H	Pepperdine	64 63
												271	A	UC Santa Barbara	63 53
												271	H	Indiana St.	83 66
												283	H	LMU (CA)	76 67
												287	N	St. Francis Brooklyn	71 62
												301	H	Weber St.	76 53
LAST 10 Division I															
283	H	LMU (CA)	76 67	261	H	Pepperdine	64 63								
185	A	San Francisco	84 61	7	A	UCLA	57 68								
92	A	Santa Clara	65 75	75	A	CSU Bakersfield	70 80								
173	N	Toledo	65 66	271	A	UC Santa Barbara	63 53								
287	N	St. Francis Brooklyn	71 62	191	H	SMU	77 49								

Non-Div I Games:

Pacific

■ Loss,
■ Non-Conf,
■ S Site,
■ H Home
■ A Away
N Neutral

Average RPI Win:	209	WON-LOST	WINNING	LAST 10	STRENGTH OF	OPP. STRENGTH	TEAM	ADJ.	CONF.	ADJ CONF.
Average RPI Loss:	96	RECORD	PCT. RANK	GAMES	SCHEDULE	OF SCHEDULE	RPI	RPI	RPI	RPI
DIV. I ONLY	10- 4	66	8-2	227	96	89	89	14	14	
DIV. I NON-CONF.	7- 4	100	5-2	185	73	89	89	13	13	
TOTALS	RPI 1-25	RPI 26-50	W-L RECORDS	RPI 51-100	RPI 101-150	RPI 150+				
10- 4	0- 0	0- 1	OVERALL	1- 2	1- 0	8- 1				
4- 1	0- 0	0- 0	HOME	1- 1	0- 0	3- 0				
4- 3	0- 0	0- 1	AWAY	0- 1	0- 0	4- 1				
2- 0	0- 0	0- 0	NEUTRAL	0- 0	1- 0	1- 0				
7- 4	0- 0	0- 1	NON-CONFERENCE	1- 2	1- 0	5- 1				
3- 1	0- 0	0- 0	HOME	1- 1	0- 0	2- 0				
2- 3	0- 0	0- 1	AWAY	0- 1	0- 0	2- 1				
2- 0	0- 0	0- 0	NEUTRAL	0- 0	1- 0	1- 0				
3- 0	0- 0	0- 0	CONFERENCE	0- 0	0- 0	3- 0				
1- 0	0- 0	0- 0	HOME	0- 0	0- 0	1- 0				
2- 0	0- 0	0- 0	AWAY	0- 0	0- 0	2- 0				
0- 0	0- 0	0- 0	NEUTRAL	0- 0	0- 0	0- 0				

RPI 1-25				RPI 26-50				RPI 51-100				Team's RPI: 89	RPI 101+			
RPI	S	Opponent	Score	RPI	S	Opponent	Score	RPI	S	Opponent	Score		RPI	S	Opponent	Score
				30	A	Virginia	60 84	57	H	Temple	61 72		144	N	Cincinnati	56 48
								73	H	Drexel	60 49		165	A	George Mason	64 51
								83	A	Stony Brook	73 78		195	N	Howard	70 60
													213	A	Quinnipiac	69 76
													221	A	Saint Francis (PA)	70 46
													229	H	Monmouth	71 37
													244	H	Lafayette	50 36
													265	A	Army West Point	63 52
													275	A	Navy	61 34
													281	H	St. Bonaventure	68 60
LAST 10 Division I																
				244	H	Lafayette	50 36						275	A	Navy	61 34
				265	A	Army West Point	63 52						165	A	George Mason	64 51
				83	A	Stony Brook	73 78						144	N	Cincinnati	56 48
				221	A	Saint Francis (PA)	70 46						195	N	Howard	70 60
				73	H	Drexel	60 49						57	H	Temple	61 72

Non-Div I Games:

Bucknell

■ Loss,
 ■ Non-Conf, S Site,
 ■ Home
 ■ Away
 N Neutral

Average RPI Win:	214	WON-LOST	WINNING	LAST 10	STRENGTH OF	OPP. STRENGTH	TEAM	ADJ.	CONF.	ADJ CONF.
Average RPI Loss:	72	RECORD	PCT. RANK	GAMES	SCHEDULE	OF SCHEDULE	RPI	RPI	RPI	RPI
DIV. I ONLY	7- 4	102	7-3	216	41	90	90	30	30	
DIV. I NON-CONF.	6- 4	122	6-3	132	18	67	67	31	31	
TOTALS	RPI 1-25	RPI 26-50	W-L RECORDS	RPI 51-100	RPI 101-150	RPI 150+				
7- 4	0- 1	0- 1	OVERALL	1- 1	0- 0	6- 1				
3- 0	0- 0	0- 0	HOME	1- 0	0- 0	2- 0				
3- 3	0- 1	0- 0	AWAY	0- 1	0- 0	3- 1				
1- 1	0- 0	0- 1	NEUTRAL	0- 0	0- 0	1- 0				
6- 4	0- 1	0- 1	NON-CONFERENCE	1- 1	0- 0	5- 1				
2- 0	0- 0	0- 0	HOME	1- 0	0- 0	1- 0				
3- 3	0- 1	0- 0	AWAY	0- 1	0- 0	3- 1				
1- 1	0- 0	0- 1	NEUTRAL	0- 0	0- 0	1- 0				
1- 0	0- 0	0- 0	CONFERENCE	0- 0	0- 0	1- 0				
1- 0	0- 0	0- 0	HOME	0- 0	0- 0	1- 0				
0- 0	0- 0	0- 0	AWAY	0- 0	0- 0	0- 0				
0- 0	0- 0	0- 0	NEUTRAL	0- 0	0- 0	0- 0				

RPI 1-25				RPI 26-50				RPI 51-100 Team's RPI: 90				RPI 101+			
RPI	S	Opponent	Score	RPI	S	Opponent	Score	RPI	S	Opponent	Score	RPI	S	Opponent	Score
16	A	NC State	44 80	28	N	Miami (FL)	67 68	65	A	Georgia	54 72	161	A	VCU	69 58
								99	H	UNC Greensboro	57 48	171	A	Clemson	82 74
												179	A	Akron	52 64
												210	N	Arkansas St.	55 50
												217	H	ETSU	80 69
												286	A	Morehead St.	74 56
												351	H	Florida A&M	71 44
LAST 10 Division I															
161	A	VCU	69 58	351	H	Florida A&M	71 44								
171	A	Clemson	82 74	210	N	Arkansas St.	55 50								
179	A	Akron	52 64	28	N	Miami (FL)	67 68								
99	H	UNC Greensboro	57 48	217	H	ETSU	80 69								
286	A	Morehead St.	74 56	65	A	Georgia	54 72								

Non-Div I Games: Saint Augustine's 75 44 Johnson & Wales (NC121 61

N.C. A&T

Loss, Non-Conf, S Site, H Home A Away N Neutral

Average RPI Win:	196	WON-LOST	WINNING	LAST 10	STRENGTH OF	OPP. STRENGTH	TEAM	ADJ.	CONF.	ADJ CONF.
Average RPI Loss:	89	RECORD	PCT. RANK	GAMES	SCHEDULE	OF SCHEDULE	RPI	RPI	RPI	RPI
DIV. I ONLY	7- 5	125	6-4	146	74	91	91	19	19	
DIV. I NON-CONF.	7- 5	130	6-4	151	75	88	88	20	20	
TOTALS	RPI 1-25	RPI 26-50	W-L RECORDS	RPI 51-100	RPI 101-150	RPI 150+				
7- 5	0- 0	0- 1	OVERALL	0- 2	2- 1	5- 1				
3- 1	0- 0	0- 0	HOME	0- 0	0- 1	3- 0				
3- 4	0- 0	0- 1	AWAY	0- 2	1- 0	2- 1				
1- 0	0- 0	0- 0	NEUTRAL	0- 0	1- 0	0- 0				
7- 5	0- 0	0- 1	NON-CONFERENCE	0- 2	2- 1	5- 1				
3- 1	0- 0	0- 0	HOME	0- 0	0- 1	3- 0				
3- 4	0- 0	0- 1	AWAY	0- 2	1- 0	2- 1				
1- 0	0- 0	0- 0	NEUTRAL	0- 0	1- 0	0- 0				
0- 0	0- 0	0- 0	CONFERENCE	0- 0	0- 0	0- 0				
0- 0	0- 0	0- 0	HOME	0- 0	0- 0	0- 0				
0- 0	0- 0	0- 0	AWAY	0- 0	0- 0	0- 0				
0- 0	0- 0	0- 0	NEUTRAL	0- 0	0- 0	0- 0				

RPI 1-25				RPI 26-50				RPI 51-100				Team's RPI: 91	RPI 101+			
RPI	S	Opponent	Score	RPI	S	Opponent	Score	RPI	S	Opponent	Score		RPI	S	Opponent	Score
				49	A	Middle Tenn.	62 78	60	A	Vanderbilt	46 74		102	H	Elon	76 87
								65	A	Georgia	48 77		113	A	Richmond	70 69
													136	N	Saint Joseph's	63 48
													156	H	Hampton	70 65
													171	A	Clemson	71 77
													174	A	Fla. Atlantic	69 63
													203	A	Gardner-Webb	72 67
													273	H	Ga. Southern	78 63
													319	H	Georgia St.	62 55
LAST 10 Division I																
				136	N	Saint Joseph's	63 48	102	H	Elon	76 87					
				174	A	Fla. Atlantic	69 63	203	A	Gardner-Webb	72 67					
				65	A	Georgia	48 77	49	A	Middle Tenn.	62 78					
				113	A	Richmond	70 69	60	A	Vanderbilt	46 74					
				319	H	Georgia St.	62 55	156	H	Hampton	70 65					

Non-Div I Games: North Greenville 88 51 Newberry 62 43

Furman

Loss, Non-Conf, S Site, H Home A Away N Neutral

Santa Clara

Through Games Of Jan. 8, 2020

Average RPI Win:	172	WON-LOST	WINNING	LAST 10	STRENGTH OF	OPP. STRENGTH	TEAM	ADJ.	CONF.	ADJ CONF.
Average RPI Loss:	122	RECORD	PCT. RANK	GAMES	SCHEDULE	OF SCHEDULE	RPI	RPI	RPI	RPI
DIV. I ONLY	7- 6	151	5-5	66	147	92	92	11	11	
DIV. I NON-CONF.	5- 5	163	3-4	82	158	107	107	11	11	
TOTALS	RPI 1-25	RPI 26-50	W-L RECORDS	RPI 51-100	RPI 101-150	RPI 150+				
7- 6	0- 1	0- 1	OVERALL	1- 0	1- 2	5- 2				
3- 2	0- 0	0- 0	HOME	1- 0	1- 1	1- 1				
3- 3	0- 1	0- 1	AWAY	0- 0	0- 1	3- 0				
1- 1	0- 0	0- 0	NEUTRAL	0- 0	0- 0	1- 1				
5- 5	0- 1	0- 1	NON-CONFERENCE	0- 0	1- 1	4- 2				
2- 1	0- 0	0- 0	HOME	0- 0	1- 0	1- 1				
2- 3	0- 1	0- 1	AWAY	0- 0	0- 1	2- 0				
1- 1	0- 0	0- 0	NEUTRAL	0- 0	0- 0	1- 1				
2- 1	0- 0	0- 0	CONFERENCE	1- 0	0- 1	1- 0				
1- 1	0- 0	0- 0	HOME	1- 0	0- 1	0- 0				
1- 0	0- 0	0- 0	AWAY	0- 0	0- 0	1- 0				
0- 0	0- 0	0- 0	NEUTRAL	0- 0	0- 0	0- 0				

RPI 1-25				RPI 26-50				RPI 51-100				RPI 101+			
RPI	S	Opponent	Score	RPI	S	Opponent	Score	RPI	S	Opponent	Score	RPI	S	Opponent	Score
2	A	Missouri St.	64 71	35	A	Arizona	52 65	88	H	Pacific	75 65	108	A	California	65 69
												116	H	Fresno St.	90 66
												128	H	Saint Mary's (CA)	87 95
												152	N	Montana	68 58
												185	A	San Francisco	80 72
												193	H	San Jose St.	89 81
												209	N	Delaware	80 81
												222	A	UC Davis	62 61
												248	A	CSUN	76 55
												249	H	Long Beach St.	46 54
LAST 10 Division I															
				128	H	Saint Mary's (CA)	87 95	185	A	San Francisco	80 72				
				88	H	Pacific	75 65	249	H	Long Beach St.	46 54				
				116	H	Fresno St.	90 66	209	N	Delaware	80 81				
				248	A	CSUN	76 55	152	N	Montana	68 58				
				108	A	California	65 69	2	A	Missouri St.	64 71				

Non-Div I Games: UC Santa Cruz 109 51

Santa Clara

Loss, Non-Conf, S Site, H Home A Away N Neutral

Average RPI Win:	213	WON-LOST	WINNING	LAST 10	STRENGTH OF	OPP. STRENGTH	TEAM	ADJ.	CONF.	ADJ CONF.
Average RPI Loss:	33	RECORD	PCT. RANK	GAMES	SCHEDULE	OF SCHEDULE	RPI	RPI	RPI	RPI
DIV. I ONLY	9- 1	18	9-1	339	13	93	93	9	9	
DIV. I NON-CONF.	9- 1	27	9-1	338	12	91	91	9	9	
TOTALS	RPI 1-25	RPI 26-50	W-L RECORDS	RPI 51-100	RPI 101-150	RPI 150+				
9- 1	0- 0	0- 1	OVERALL	1- 0	2- 0	6- 0				
5- 0	0- 0	0- 0	HOME	1- 0	0- 0	4- 0				
4- 1	0- 0	0- 1	AWAY	0- 0	2- 0	2- 0				
0- 0	0- 0	0- 0	NEUTRAL	0- 0	0- 0	0- 0				
9- 1	0- 0	0- 1	NON-CONFERENCE	1- 0	2- 0	6- 0				
5- 0	0- 0	0- 0	HOME	1- 0	0- 0	4- 0				
4- 1	0- 0	0- 1	AWAY	0- 0	2- 0	2- 0				
0- 0	0- 0	0- 0	NEUTRAL	0- 0	0- 0	0- 0				
0- 0	0- 0	0- 0	CONFERENCE	0- 0	0- 0	0- 0				
0- 0	0- 0	0- 0	HOME	0- 0	0- 0	0- 0				
0- 0	0- 0	0- 0	AWAY	0- 0	0- 0	0- 0				
0- 0	0- 0	0- 0	NEUTRAL	0- 0	0- 0	0- 0				

RPI 1-25			RPI 26-50			RPI 51-100			Team's RPI: 93	RPI 101+		
RPI	S	Opponent	Score	RPI	S	Opponent	Score	RPI	S	Opponent	Score	
				33	A	Duke	50 66	73	H	Drexel	53 49	
										136	A	Saint Joseph's 55 45
										146	A	Hawaii 70 55
										170	H	Iona 74 42
										205	A	La Salle 65 49
										230	H	Stetson 81 41
										309	A	NJIT 85 51
										310	H	Siena 92 44
										341	H	Hartford 74 46
LAST 10 Division I												
				73	H	Drexel	53 49			146	A	Hawaii 70 55
				230	H	Stetson	81 41			136	A	Saint Joseph's 55 45
				205	A	La Salle	65 49			170	H	Iona 74 42
				341	H	Hartford	74 46			309	A	NJIT 85 51
				33	A	Duke	50 66			310	H	Siena 92 44

Non-Div I Games: Chaminade 90 39

Penn

Average RPI Win:	193	WON-LOST	WINNING	LAST 10	STRENGTH OF	OPP. STRENGTH	TEAM	ADJ.	CONF.	ADJ CONF.
Average RPI Loss:	125	RECORD	PCT. RANK	GAMES	SCHEDULE	OF SCHEDULE	RPI	RPI	RPI	RPI
DIV. I ONLY	5- 7	214	5-5	14	333	94	94	25	25	
DIV. I NON-CONF.	2- 5	259	2-3	16	283	135	135	24	24	
TOTALS	RPI 1-25	RPI 26-50	W-L RECORDS	RPI 51-100	RPI 101-150	RPI 150+				
5- 7	0- 0	0- 2	OVERALL	0- 2	1- 0	4- 3				
2- 2	0- 0	0- 0	HOME	0- 0	1- 0	1- 2				
3- 5	0- 0	0- 2	AWAY	0- 2	0- 0	3- 1				
0- 0	0- 0	0- 0	NEUTRAL	0- 0	0- 0	0- 0				
2- 5	0- 0	0- 2	NON-CONFERENCE	0- 1	1- 0	1- 2				
1- 1	0- 0	0- 0	HOME	0- 0	1- 0	0- 1				
1- 4	0- 0	0- 2	AWAY	0- 1	0- 0	1- 1				
0- 0	0- 0	0- 0	NEUTRAL	0- 0	0- 0	0- 0				
3- 2	0- 0	0- 0	CONFERENCE	0- 1	0- 0	3- 1				
1- 1	0- 0	0- 0	HOME	0- 0	0- 0	1- 1				
2- 1	0- 0	0- 0	AWAY	0- 1	0- 0	2- 0				
0- 0	0- 0	0- 0	NEUTRAL	0- 0	0- 0	0- 0				

RPI S	Opponent	Score	RPI S	Opponent	Score	RPI S	Opponent	Score	RPI S	Opponent	Score
43	A Arkansas	52 82	47	A LSU	49 83	80	A Iowa St.	53 71	135	H North Dakota	79 73
						84	A Abilene Christian	62 76	153	H SFA	53 50
									166	H Sam Houston St.	46 78
									172	H Louisiana	60 65
									175	A Lamar University	62 57
									250	A Ole Miss	69 64
									251	A Central Ark.	49 37
									280	A Texas St.	49 51
LAST 10 Division I											
153	H SFA	53 50	251	A Central Ark.	49 37	80	A Iowa St.	53 71			
175	A Lamar University	62 57	280	A Texas St.	49 51	172	H Louisiana	60 65			
135	H North Dakota	79 73	250	A Ole Miss	69 64						
166	H Sam Houston St.	46 78									
84	A Abilene Christian	62 76									

Non-Div I Games: Pensacola Christian91 31 Tougaloo 91 69

New Orleans

■ Loss,
 ■ Non-Conf,
 ■ S Site,
 ■ Home
 ■ Away
 N Neutral

Average RPI Win:	236	WON-LOST	WINNING	LAST 10	STRENGTH OF	OPP. STRENGTH	TEAM	ADJ.	CONF.	ADJ CONF.
Average RPI Loss:	45	RECORD	PCT. RANK	GAMES	SCHEDULE	OF SCHEDULE	RPI	RPI	RPI	RPI
DIV. I ONLY	10- 3	51	7-3	202	193	95	95	7	7	
DIV. I NON-CONF.	9- 2	40	6-2	282	274	123	123	7	7	
TOTALS	RPI 1-25	RPI 26-50	W-L RECORDS	RPI 51-100	RPI 101-150	RPI 150+				
10- 3	0- 2	0- 0	OVERALL	1- 0	0- 1	9- 0				
4- 3	0- 2	0- 0	HOME	1- 0	0- 1	3- 0				
6- 0	0- 0	0- 0	AWAY	0- 0	0- 0	6- 0				
0- 0	0- 0	0- 0	NEUTRAL	0- 0	0- 0	0- 0				
9- 2	0- 1	0- 0	NON-CONFERENCE	0- 0	0- 1	9- 0				
3- 2	0- 1	0- 0	HOME	0- 0	0- 1	3- 0				
6- 0	0- 0	0- 0	AWAY	0- 0	0- 0	6- 0				
0- 0	0- 0	0- 0	NEUTRAL	0- 0	0- 0	0- 0				
1- 1	0- 1	0- 0	CONFERENCE	1- 0	0- 0	0- 0				
1- 1	0- 1	0- 0	HOME	1- 0	0- 0	0- 0				
0- 0	0- 0	0- 0	AWAY	0- 0	0- 0	0- 0				
0- 0	0- 0	0- 0	NEUTRAL	0- 0	0- 0	0- 0				

RPI 1-25				RPI 26-50				RPI 51-100				RPI 101+			
RPI	S	Opponent	Score	RPI	S	Opponent	Score	RPI	S	Opponent	Score	RPI	S	Opponent	Score
2	H	Missouri St.	72 74					59	H	Southern Ill.	51 49	125	H	Western Mich.	60 70
9	H	DePaul	76 83									158	A	Portland	78 64
												176	H	Bowling Green	84 76
												204	H	Dartmouth	61 40
												238	A	UMKC	72 67
												277	A	Eastern Ill.	67 51
												289	H	Vermont	78 76
												292	A	SIUE	63 50
												320	A	Detroit Mercy	89 60
												346	A	Chicago St.	98 53
LAST 10 Division I															
2	H	Missouri St.	72 74	59	H	Southern Ill.	51 49								
125	H	Western Mich.	60 70	204	H	Dartmouth	61 40								
9	H	DePaul	76 83	158	A	Portland	78 64								
176	H	Bowling Green	84 76	238	A	UMKC	72 67								
292	A	SIUE	63 50	346	A	Chicago St.	98 53								

Non-Div I Games:

Loyola Chicago

Average RPI Win:	230	WON-LOST	WINNING	LAST 10	STRENGTH OF	OPP. STRENGTH	TEAM	ADJ.	CONF.	ADJ CONF.
Average RPI Loss:	33	RECORD	PCT. RANK	GAMES	SCHEDULE	OF SCHEDULE	RPI	RPI	RPI	RPI
DIV. I ONLY	11- 3	39	7-3	260	100	96	96	4	4	
DIV. I NON-CONF.	10- 2	31	6-2	286	173	109	109	4	4	
TOTALS	RPI 1-25	RPI 26-50	W-L RECORDS	RPI 51-100	RPI 101-150	RPI 150+				
11- 3	0- 2	0- 0	OVERALL	1- 1	0- 0	10- 0				
8- 1	0- 0	0- 0	HOME	0- 1	0- 0	8- 0				
3- 2	0- 2	0- 0	AWAY	1- 0	0- 0	2- 0				
0- 0	0- 0	0- 0	NEUTRAL	0- 0	0- 0	0- 0				
10- 2	0- 1	0- 0	NON-CONFERENCE	1- 1	0- 0	9- 0				
7- 1	0- 0	0- 0	HOME	0- 1	0- 0	7- 0				
3- 1	0- 1	0- 0	AWAY	1- 0	0- 0	2- 0				
0- 0	0- 0	0- 0	NEUTRAL	0- 0	0- 0	0- 0				
1- 1	0- 1	0- 0	CONFERENCE	0- 0	0- 0	1- 0				
1- 0	0- 0	0- 0	HOME	0- 0	0- 0	1- 0				
0- 1	0- 1	0- 0	AWAY	0- 0	0- 0	0- 0				
0- 0	0- 0	0- 0	NEUTRAL	0- 0	0- 0	0- 0				

RPI 1-25				RPI 26-50				RPI 51-100 Team's RPI: 96				RPI 101+			
RPI	S	Opponent	Score	RPI	S	Opponent	Score	RPI	S	Opponent	Score	RPI	S	Opponent	Score
6	A	Stanford	51 78					71	H	Texas	60 66	178	H	Missouri	77 66
21	A	Kentucky	76 80					100	A	Notre Dame	74 63	195	H	Howard	88 38
												199	A	Portland St.	88 61
												217	A	ETSU	72 68
												230	H	Stetson	73 46
												237	H	Colorado St.	79 41
												251	H	Central Ark.	63 36
												274	H	Ark.-Pine Bluff	92 51
												312	H	Air Force	81 54
												336	H	Tennessee St.	73 43
LAST 10 Division I															
178	H	Missouri	77 66	21	A	Kentucky	76 80								
195	H	Howard	88 38	71	H	Texas	60 66								
199	A	Portland St.	88 61	312	H	Air Force	81 54								
6	A	Stanford	51 78	274	H	Ark.-Pine Bluff	92 51								
237	H	Colorado St.	79 41	230	H	Stetson	73 46								

Non-Div I Games:

Tennessee

Average RPI Win:	200	WON-LOST	WINNING	LAST 10	STRENGTH OF	OPP. STRENGTH	TEAM	ADJ.	CONF.	ADJ CONF.
Average RPI Loss:	27	RECORD	PCT. RANK	GAMES	SCHEDULE	OF SCHEDULE	RPI	RPI	RPI	RPI
DIV. I ONLY	10- 6	109	6-4	147	15	97	97	18	18	
DIV. I NON-CONF.	7- 6	160	3-4	87	7	92	92	18	18	
TOTALS	RPI 1-25	RPI 26-50	W-L RECORDS	RPI 51-100	RPI 101-150	RPI 150+				
10- 6	0- 3	0- 3	OVERALL	1- 0	3- 0	6- 0				
6- 2	0- 0	0- 2	HOME	0- 0	1- 0	5- 0				
2- 3	0- 3	0- 0	AWAY	0- 0	1- 0	1- 0				
2- 1	0- 0	0- 1	NEUTRAL	1- 0	1- 0	0- 0				
7- 6	0- 3	0- 3	NON-CONFERENCE	1- 0	3- 0	3- 0				
4- 2	0- 0	0- 2	HOME	0- 0	1- 0	3- 0				
1- 3	0- 3	0- 0	AWAY	0- 0	1- 0	0- 0				
2- 1	0- 0	0- 1	NEUTRAL	1- 0	1- 0	0- 0				
3- 0	0- 0	0- 0	CONFERENCE	0- 0	0- 0	3- 0				
2- 0	0- 0	0- 0	HOME	0- 0	0- 0	2- 0				
1- 0	0- 0	0- 0	AWAY	0- 0	0- 0	1- 0				
0- 0	0- 0	0- 0	NEUTRAL	0- 0	0- 0	0- 0				

RPI 1-25				RPI 26-50				RPI 51-100				Team's RPI: 97				RPI 101+			
RPI	S	Opponent	Score	RPI	S	Opponent	Score	RPI	S	Opponent	Score	RPI	S	Opponent	Score	RPI	S	Opponent	Score
15	A	Oregon	56 95	32	H	Marquette	58 65	100	N	Notre Dame	65 59	101	N	South Fla.	61 50				
17	A	Creighton	48 61	34	H	Central Mich.	74 79					112	H	Montana St.	60 50				
25	A	Drake	67 74	36	N	FGCU	70 71					142	A	Green Bay	60 55				
												211	H	Wyoming	67 40				
												219	H	Chattanooga	71 56				
												225	H	Western Ill.	75 45				
												269	H	Oral Roberts	58 44				
												284	A	Omaha	68 51				
												339	H	Coppin St.	94 41				
LAST 10 Division I																			
269	H	Oral Roberts	58 44	225	H	Western Ill.	75 45	15	A	Oregon	56 95	339	H	Coppin St.	94 41				
284	A	Omaha	68 51	219	H	Chattanooga	71 56	36	N	FGCU	70 71								
142	A	Green Bay	60 55	32	H	Marquette	58 65												
34	H	Central Mich.	74 79																

Non-Div I Games: Dakota Wesleyan 77 46

South Dakota St.

Average RPI Win:	206	WON-LOST	WINNING	LAST 10	STRENGTH OF	OPP. STRENGTH	TEAM	ADJ.	CONF.	ADJ CONF.
Average RPI Loss:	89	RECORD	PCT. RANK	GAMES	SCHEDULE	OF SCHEDULE	RPI	RPI	RPI	RPI
DIV. I ONLY	8- 7	162	7-3	96	103	98	98	16	16	
DIV. I NON-CONF.	7- 6	160	6-2	102	102	103	103	15	15	
TOTALS	RPI 1-25	RPI 26-50	W-L RECORDS	RPI 51-100	RPI 101-150	RPI 150+				
8- 7	0- 2	0- 2	OVERALL	0- 1	1- 0	7- 2				
1- 3	0- 0	0- 0	HOME	0- 1	0- 0	1- 2				
5- 3	0- 1	0- 2	AWAY	0- 0	0- 0	5- 0				
2- 1	0- 1	0- 0	NEUTRAL	0- 0	1- 0	1- 0				
7- 6	0- 2	0- 1	NON-CONFERENCE	0- 1	1- 0	6- 2				
1- 3	0- 0	0- 0	HOME	0- 1	0- 0	1- 2				
4- 2	0- 1	0- 1	AWAY	0- 0	0- 0	4- 0				
2- 1	0- 1	0- 0	NEUTRAL	0- 0	1- 0	1- 0				
1- 1	0- 0	0- 1	CONFERENCE	0- 0	0- 0	1- 0				
0- 0	0- 0	0- 0	HOME	0- 0	0- 0	0- 0				
1- 1	0- 0	0- 1	AWAY	0- 0	0- 0	1- 0				
0- 0	0- 0	0- 0	NEUTRAL	0- 0	0- 0	0- 0				

RPI 1-25				RPI 26-50				RPI 51-100				Team's RPI: 98	RPI 101+			
RPI	S	Opponent	Score	RPI	S	Opponent	Score	RPI	S	Opponent	Score		RPI	S	Opponent	Score
5	N	Oregon St.	55 68	27	A	James Madison	53 76	99	H	UNC Greensboro	53 58		137	N	Bradley	75 63
19	A	Virginia Tech	69 73	36	A	FGCU	57 64						156	A	Hampton	83 59
													163	N	Miami (OH)	65 53
													189	A	Norfolk St.	67 48
													217	H	ETSU	62 63
													219	H	Chattanooga	54 71
													221	A	Saint Francis (PA)	71 52
													236	H	East Carolina	81 66
													238	A	UMKC	68 44
													309	A	NJIT	67 53
LAST 10 Division I																
309	A	NJIT	67 53	36	A	FGCU	57 64	236	H	East Carolina	81 66	5	N	Oregon St.	55 68	
238	A	UMKC	68 44	236	H	East Carolina	81 66	163	N	Miami (OH)	65 53	27	A	James Madison	53 76	
137	N	Bradley	75 63													
221	A	Saint Francis (PA)	71 52													
156	A	Hampton	83 59													

Non-Div I Games:

Liberty

■ Loss,
■ Non-Conf,
■ S Site,
■ H Home
■ A Away
N Neutral

UNC Greensboro

Through Games Of Jan. 8, 2020

Average RPI Win:	222	WON-LOST	WINNING	LAST 10	STRENGTH OF	OPP. STRENGTH	TEAM	ADJ.	CONF.	ADJ CONF.
Average RPI Loss:	129	RECORD	PCT. RANK	GAMES	SCHEDULE	OF SCHEDULE	RPI	RPI	RPI	RPI

DIV. I ONLY	8- 4	83	7-3	175	290	99	99	19	19
DIV. I NON-CONF.	8- 4	90	7-3	180	293	99	99	20	20

TOTALS	RPI 1-25	RPI 26-50	W-L RECORDS	RPI 51-100	RPI 101-150	RPI 150+
8- 4	0- 0	0- 0	OVERALL	2- 1	0- 2	6- 1
4- 1	0- 0	0- 0	HOME	0- 0	0- 1	4- 0
4- 3	0- 0	0- 0	AWAY	2- 1	0- 1	2- 1
0- 0	0- 0	0- 0	NEUTRAL	0- 0	0- 0	0- 0
8- 4	0- 0	0- 0	NON-CONFERENCE	2- 1	0- 2	6- 1
4- 1	0- 0	0- 0	HOME	0- 0	0- 1	4- 0
4- 3	0- 0	0- 0	AWAY	2- 1	0- 1	2- 1
0- 0	0- 0	0- 0	NEUTRAL	0- 0	0- 0	0- 0
0- 0	0- 0	0- 0	CONFERENCE	0- 0	0- 0	0- 0
0- 0	0- 0	0- 0	HOME	0- 0	0- 0	0- 0
0- 0	0- 0	0- 0	AWAY	0- 0	0- 0	0- 0
0- 0	0- 0	0- 0	NEUTRAL	0- 0	0- 0	0- 0

RPI 1-25	RPI 26-50	RPI 51-100	Team's RPI: 99	RPI 101+
RPI S Opponent Score	RPI S Opponent Score	RPI S Opponent Score		RPI S Opponent Score
		67 A Wake Forest 67 65		113 H Richmond 62 70
		90 A N.C. A&T 48 57		130 A Coastal Caro. 54 63
		98 A Liberty 58 53		181 A Campbell 64 72
				212 A UNC Asheville 67 40
				233 A Col. of Charleston 69 56
				270 H Appalachian St. 54 47
				282 H High Point 82 70
				295 H UMES 86 48
				319 H Georgia St. 64 49
LAST 10 Division I				
282 H High Point 82 70	270 H Appalachian St. 54 47			
233 A Col. of Charleston 69 56	212 A UNC Asheville 67 40			
90 A N.C. A&T 48 57	98 A Liberty 58 53			
319 H Georgia St. 64 49	295 H UMES 86 48			
181 A Campbell 64 72	130 A Coastal Caro. 54 63			

Non-Div I Games: Erskine 106 44 Concord 80 45 Lenoir-Rhyne 84 59

UNC Greensboro

Loss, Non-Conf, S Site, H Home A Away N Neutral

Notre Dame

Through Games Of Jan. 8, 2020

Average RPI Win:	167	WON-LOST	WINNING	LAST 10	STRENGTH OF	OPP. STRENGTH	TEAM	ADJ.	CONF.	ADJ CONF.
Average RPI Loss:	67	RECORD	PCT. RANK	GAMES	SCHEDULE	OF SCHEDULE	RPI	RPI	RPI	RPI
DIV. I ONLY	6- 9	225	3-7	21	28	100	100	3	3	
DIV. I NON-CONF.	5- 7	205	2-5	4	35	66	66	2	2	
TOTALS	RPI 1-25	RPI 26-50	W-L RECORDS	RPI 51-100	RPI 101-150	RPI 150+				
6- 9	0- 2	1- 2	OVERALL	0- 4	2- 0	3- 1				
2- 5	0- 1	0- 1	HOME	0- 2	0- 0	2- 1				
3- 2	0- 1	1- 0	AWAY	0- 1	1- 0	1- 0				
1- 2	0- 0	0- 1	NEUTRAL	0- 1	1- 0	0- 0				
5- 7	0- 2	1- 2	NON-CONFERENCE	0- 3	2- 0	2- 0				
2- 4	0- 1	0- 1	HOME	0- 2	0- 0	2- 0				
2- 1	0- 1	1- 0	AWAY	0- 0	1- 0	0- 0				
1- 2	0- 0	0- 1	NEUTRAL	0- 1	1- 0	0- 0				
1- 2	0- 0	0- 0	CONFERENCE	0- 1	0- 0	1- 1				
0- 1	0- 0	0- 0	HOME	0- 0	0- 0	0- 1				
1- 1	0- 0	0- 0	AWAY	0- 1	0- 0	1- 0				
0- 0	0- 0	0- 0	NEUTRAL	0- 0	0- 0	0- 0				

RPI 1-25				RPI 26-50				RPI 51-100 Team's RPI: 100				RPI 101+			
RPI	S	Opponent	Score	RPI	S	Opponent	Score	RPI	S	Opponent	Score	RPI	S	Opponent	Score
1	A	UConn	57 81	36	N	FGCU	60 69	58	A	Syracuse	63 74	101	N	South Fla.	67 51
9	H	DePaul	94 105	42	A	Michigan	76 72	86	H	Michigan St.	69 72	141	A	Fordham	60 55
				48	H	Minnesota	67 75	96	H	Tennessee	63 74	171	H	Clemson	55 71
								97	N	South Dakota St.	59 65	173	H	Toledo	54 51
												253	H	Loyola Maryland	84 60
												293	A	Pittsburgh	60 52
LAST 10 Division I															
293	A	Pittsburgh	60 52	58	A	Syracuse	63 74								
171	H	Clemson	55 71	101	N	South Fla.	67 51								
9	H	DePaul	94 105	97	N	South Dakota St.	59 65								
1	A	UConn	57 81	36	N	FGCU	60 69								
48	H	Minnesota	67 75	42	A	Michigan	76 72								

Non-Div I Games:

Notre Dame

Loss, Non-Conf, S Site, H Home A Away N Neutral

Average RPI Win:	185	WON-LOST	WINNING	LAST 10	STRENGTH OF	OPP. STRENGTH	TEAM	ADJ.	CONF.	ADJ CONF.
Average RPI Loss:	83	RECORD	PCT. RANK	GAMES	SCHEDULE	OF SCHEDULE	RPI	RPI	RPI	RPI
DIV. I ONLY	9- 6	115	5-5	51	162	101	101	8	8	
DIV. I NON-CONF.	8- 6	138	4-5	66	166	116	116	8	8	
TOTALS	RPI 1-25	RPI 26-50	W-L RECORDS	RPI 51-100	RPI 101-150	RPI 150+				
9- 6	0- 1	0- 2	OVERALL	1- 2	2- 0	6- 1				
9- 0	0- 0	0- 0	HOME	1- 0	2- 0	6- 0				
0- 2	0- 0	0- 1	AWAY	0- 0	0- 0	0- 1				
0- 4	0- 1	0- 1	NEUTRAL	0- 2	0- 0	0- 0				
8- 6	0- 1	0- 2	NON-CONFERENCE	1- 2	1- 0	6- 1				
8- 0	0- 0	0- 0	HOME	1- 0	1- 0	6- 0				
0- 2	0- 0	0- 1	AWAY	0- 0	0- 0	0- 1				
0- 4	0- 1	0- 1	NEUTRAL	0- 2	0- 0	0- 0				
1- 0	0- 0	0- 0	CONFERENCE	0- 0	1- 0	0- 0				
1- 0	0- 0	0- 0	HOME	0- 0	1- 0	0- 0				
0- 0	0- 0	0- 0	AWAY	0- 0	0- 0	0- 0				
0- 0	0- 0	0- 0	NEUTRAL	0- 0	0- 0	0- 0				

RPI S	Opponent	Score	RPI S	Opponent	Score	RPI S	Opponent	Score	RPI S	Opponent	Score	Team's RPI: 101
12 N	Mississippi St.	61 86	36 N	FGCU	77 81	71 H	Texas	64 57	126 H	Idaho	67 64	
			37 A	Baylor	46 58	97 N	South Dakota St.	50 61	144 H	Cincinnati	76 68	
						100 N	Notre Dame	51 67	161 H	VCU	77 55	
									195 H	Howard	82 53	
									214 H	Jacksonville	70 39	
									218 A	UNLV	51 61	
									221 H	Saint Francis (PA)	62 23	
									256 H	Brown	70 60	
									276 H	Alabama St.	80 29	
LAST 10 Division I												
256 H	Brown	70 60	144 H	Cincinnati	76 68							
218 A	UNLV	51 61	100 N	Notre Dame	51 67							
12 N	Mississippi St.	61 86	36 N	FGCU	77 81							
126 H	Idaho	67 64	97 N	South Dakota St.	50 61							
276 H	Alabama St.	80 29	221 H	Saint Francis (PA)	62 23							

Non-Div I Games:

South Fla.

■ Loss,
 ■ Non-Conf,
 ■ S Site,
 ■ H Home
 ■ A Away
 N Neutral

Average RPI Win:	230	WON-LOST	WINNING	LAST 10	STRENGTH OF	OPP. STRENGTH	TEAM	ADJ.	CONF.	ADJ CONF.
Average RPI Loss:	70	RECORD	PCT. RANK	GAMES	SCHEDULE	OF SCHEDULE	RPI	RPI	RPI	RPI
DIV. I ONLY	5- 7	214	3-7	34	187	102	102	15	15	
DIV. I NON-CONF.	4- 6	212	2-6	40	212	118	118	14	14	
TOTALS	RPI 1-25	RPI 26-50	W-L RECORDS	RPI 51-100	RPI 101-150	RPI 150+				
5- 7	0- 1	0- 1	OVERALL	1- 3	0- 2	4- 0				
2- 1	0- 0	0- 0	HOME	0- 1	0- 0	2- 0				
3- 4	0- 1	0- 1	AWAY	1- 1	0- 1	2- 0				
0- 2	0- 0	0- 0	NEUTRAL	0- 1	0- 1	0- 0				
4- 6	0- 1	0- 0	NON-CONFERENCE	1- 3	0- 2	3- 0				
2- 1	0- 0	0- 0	HOME	0- 1	0- 0	2- 0				
2- 3	0- 1	0- 0	AWAY	1- 1	0- 1	1- 0				
0- 2	0- 0	0- 0	NEUTRAL	0- 1	0- 1	0- 0				
1- 1	0- 0	0- 1	CONFERENCE	0- 0	0- 0	1- 0				
0- 0	0- 0	0- 0	HOME	0- 0	0- 0	0- 0				
1- 1	0- 0	0- 1	AWAY	0- 0	0- 0	1- 0				
0- 0	0- 0	0- 0	NEUTRAL	0- 0	0- 0	0- 0				

RPI 1-25				RPI 26-50				RPI 51-100				RPI 101+				Team's RPI: 102	
RPI	S	Opponent	Score	RPI	S	Opponent	Score	RPI	S	Opponent	Score	RPI	S	Opponent	Score		
16	A	NC State	49 62	27	A	James Madison	48 61	61	A	Marist	55 63	110	A	North Carolina	46 76		
								67	H	Wake Forest	57 69	130	N	Coastal Caro.	65 76		
								76	N	IUPUI	53 59	218	A	UNLV	50 44		
								91	A	Furman	87 76	245	A	Towson	74 61		
												270	H	Appalachian St.	67 66		
												328	H	Western Caro.	68 24		
LAST 10 Division I																	
245	A	Towson	74 61	27	A	James Madison	48 61	218	A	UNLV	50 44						
91	A	Furman	87 76					67	H	Wake Forest	57 69						
130	N	Coastal Caro.	65 76					110	A	North Carolina	46 76						
16	A	NC State	49 62					61	A	Marist	55 63						
76	N	IUPUI	53 59														

Non-Div I Games: Newberry 73 53

Elon

■ Loss,
 ■ Non-Conf,
 ■ S Site,
 ■ H Home
 ■ A Away
 N Neutral

Holy Cross

Through Games Of Jan. 8, 2020

Average RPI Win:	241	WON-LOST	WINNING	LAST 10	STRENGTH OF	OPP. STRENGTH	TEAM	ADJ.	CONF.	ADJ CONF.
Average RPI Loss:	137	RECORD	PCT. RANK	GAMES	SCHEDULE	OF SCHEDULE	RPI	RPI	RPI	RPI
DIV. I ONLY	10- 4	66	7-3	262	241	103	103	14	14	
DIV. I NON-CONF.	7- 4	100	4-3	218	263	110	110	13	13	
TOTALS	RPI 1-25	RPI 26-50	W-L RECORDS	RPI 51-100	RPI 101-150	RPI 150+				
10- 4	0- 0	0- 0	OVERALL	1- 1	0- 2	9- 1				
5- 0	0- 0	0- 0	HOME	1- 0	0- 0	4- 0				
5- 4	0- 0	0- 0	AWAY	0- 1	0- 2	5- 1				
0- 0	0- 0	0- 0	NEUTRAL	0- 0	0- 0	0- 0				
7- 4	0- 0	0- 0	NON-CONFERENCE	1- 1	0- 2	6- 1				
4- 0	0- 0	0- 0	HOME	1- 0	0- 0	3- 0				
3- 4	0- 0	0- 0	AWAY	0- 1	0- 2	3- 1				
0- 0	0- 0	0- 0	NEUTRAL	0- 0	0- 0	0- 0				
3- 0	0- 0	0- 0	CONFERENCE	0- 0	0- 0	3- 0				
1- 0	0- 0	0- 0	HOME	0- 0	0- 0	1- 0				
2- 0	0- 0	0- 0	AWAY	0- 0	0- 0	2- 0				
0- 0	0- 0	0- 0	NEUTRAL	0- 0	0- 0	0- 0				

RPI S	Opponent	Score	RPI S	Opponent	Score	RPI S	Opponent	Score	RPI S	Opponent	Score	Team's RPI: 103
						72	A North Florida	60 80	138	A Illinois	75 78	
						87	H Boston College	80 71	139	A Massachusetts	72 75	
									196	H Merrimack	68 42	
									198	A Rhode Island	58 73	
									230	A Stetson	75 63	
									231	A Sacred Heart	65 52	
									244	H Lafayette	57 56	
									253	A Loyola Maryland	64 56	
									256	A Brown	83 71	
									275	A Navy	58 49	
									317	H Bryant	87 75	
									322	H New Hampshire	82 61	
LAST 10 Division I												
275	A Navy	58 49	244	H Lafayette	57 56							
253	A Loyola Maryland	64 56	231	A Sacred Heart	65 52							
230	A Stetson	75 63	139	A Massachusetts	72 75							
72	A North Florida	60 80	198	A Rhode Island	58 73							
322	H New Hampshire	82 61	256	A Brown	83 71							

Non-Div I Games:

Holy Cross

Loss, Non-Conf, S Site, H Home A Away N Neutral

Average RPI Win:	195	WON-LOST	WINNING	LAST 10	STRENGTH OF	OPP. STRENGTH	TEAM	ADJ.	CONF.	ADJ CONF.
Average RPI Loss:	58	RECORD	PCT. RANK	GAMES	SCHEDULE	OF SCHEDULE	RPI	RPI	RPI	RPI
DIV. I ONLY	7- 6	151	5-5	80	65	104	104	20	20	
DIV. I NON-CONF.	5- 6	187	3-5	54	20	93	93	21	21	
TOTALS	RPI 1-25	RPI 26-50	W-L RECORDS	RPI 51-100	RPI 101-150	RPI 150+				
7- 6	0- 2	1- 2	OVERALL	1- 1	0- 0	5- 1				
6- 0	0- 0	1- 0	HOME	1- 0	0- 0	4- 0				
1- 4	0- 0	0- 2	AWAY	0- 1	0- 0	1- 1				
0- 2	0- 2	0- 0	NEUTRAL	0- 0	0- 0	0- 0				
5- 6	0- 2	1- 2	NON-CONFERENCE	1- 1	0- 0	3- 1				
4- 0	0- 0	1- 0	HOME	1- 0	0- 0	2- 0				
1- 4	0- 0	0- 2	AWAY	0- 1	0- 0	1- 1				
0- 2	0- 2	0- 0	NEUTRAL	0- 0	0- 0	0- 0				
2- 0	0- 0	0- 0	CONFERENCE	0- 0	0- 0	2- 0				
2- 0	0- 0	0- 0	HOME	0- 0	0- 0	2- 0				
0- 0	0- 0	0- 0	AWAY	0- 0	0- 0	0- 0				
0- 0	0- 0	0- 0	NEUTRAL	0- 0	0- 0	0- 0				

RPI 1-25				RPI 26-50				RPI 51-100				RPI 101+				Team's RPI: 104
RPI	S	Opponent	Score	RPI	S	Opponent	Score	RPI	S	Opponent	Score	RPI	S	Opponent	Score	
19	N	Virginia Tech	58 60	32	A	Marquette	51 53	55	H	UCF	72 37	173	A	Toledo	48 53	
23	N	Maryland	26 90	43	A	Arkansas	60 91	56	A	Western Ky.	46 77	216	H	Northern Ky.	62 45	
				49	H	Middle Tenn.	68 57					219	H	Chattanooga	63 50	
												259	A	Lipscomb	69 68	
												277	H	Eastern Ill.	69 45	
												292	H	SIUE	69 48	
LAST 10 Division I																
292	H	SIUE	69 48	277	H	Eastern Ill.	69 45									
32	A	Marquette	51 53	23	N	Maryland	26 90									
49	H	Middle Tenn.	68 57	19	N	Virginia Tech	58 60									
259	A	Lipscomb	69 68	43	A	Arkansas	60 91									
173	A	Toledo	48 53	216	H	Northern Ky.	62 45									

Non-Div I Games:

Belmont

Average RPI Win:	246	WON-LOST	WINNING	LAST 10	STRENGTH OF	OPP. STRENGTH	TEAM	ADJ.	CONF.	ADJ CONF.
Average RPI Loss:	87	RECORD	PCT. RANK	GAMES	SCHEDULE	OF SCHEDULE	RPI	RPI	RPI	RPI
DIV. I ONLY	10- 4	66	6-4	274	117	105	105	14	14	
DIV. I NON-CONF.	8- 3	68	4-3	238	121	79	79	13	13	
TOTALS	RPI 1-25	RPI 26-50	W-L RECORDS	RPI 51-100	RPI 101-150	RPI 150+				
10- 4	0- 1	0- 0	OVERALL	1- 2	1- 0	8- 1				
6- 0	0- 0	0- 0	HOME	1- 0	0- 0	5- 0				
4- 4	0- 1	0- 0	AWAY	0- 2	1- 0	3- 1				
0- 0	0- 0	0- 0	NEUTRAL	0- 0	0- 0	0- 0				
8- 3	0- 1	0- 0	NON-CONFERENCE	1- 2	1- 0	6- 0				
5- 0	0- 0	0- 0	HOME	1- 0	0- 0	4- 0				
3- 3	0- 1	0- 0	AWAY	0- 2	1- 0	2- 0				
0- 0	0- 0	0- 0	NEUTRAL	0- 0	0- 0	0- 0				
2- 1	0- 0	0- 0	CONFERENCE	0- 0	0- 0	2- 1				
1- 0	0- 0	0- 0	HOME	0- 0	0- 0	1- 0				
1- 1	0- 0	0- 0	AWAY	0- 0	0- 0	1- 1				
0- 0	0- 0	0- 0	NEUTRAL	0- 0	0- 0	0- 0				

RPI 1-25				RPI 26-50				RPI 51-100				RPI 101+ Team's RPI: 105			
RPI	S	Opponent	Score	RPI	S	Opponent	Score	RPI	S	Opponent	Score	RPI	S	Opponent	Score
20	A	Northwestern	44 73					52	H	Yale	70 67	150	A	Cornell	62 58
								68	A	Saint Louis	51 61	182	A	American	61 63
								79	A	Alabama	52 72	253	A	Loyola Maryland	76 74
												255	H	Wagner	74 58
												264	H	Niagara	85 72
												265	H	Army West Point	100 93
												266	H	UMass Lowell	73 51
												309	A	NJIT	79 52
												310	H	Siena	88 51
												332	A	Canisius	90 69
LAST 10 Division I															
265	H	Army West Point	100 93	253	A	Loyola Maryland	76 74								
182	A	American	61 63	264	H	Niagara	85 72								
255	H	Wagner	74 58	20	A	Northwestern	44 73								
79	A	Alabama	52 72	68	A	Saint Louis	51 61								
310	H	Siena	88 51	332	A	Canisius	90 69								

Non-Div I Games:

Colgate

■ Loss,
 ■ Non-Conf,
 S Site,
 ■ Home
 ■ Away
 N Neutral

Average RPI Win:	213	WON-LOST	WINNING	LAST 10	STRENGTH OF	OPP. STRENGTH	TEAM	ADJ.	CONF.	ADJ CONF.
Average RPI Loss:	74	RECORD	PCT. RANK	GAMES	SCHEDULE	OF SCHEDULE	RPI	RPI	RPI	RPI
DIV. I ONLY	8- 6	132	5-5	61	108	106	106	1	1	
DIV. I NON-CONF.	8- 3	68	5-2	204	159	101	101	1	1	
TOTALS	RPI 1-25	RPI 26-50	W-L RECORDS	RPI 51-100	RPI 101-150	RPI 150+				
8- 6	0- 2	1- 1	OVERALL	1- 2	0- 0	6- 1				
5- 3	0- 1	1- 1	HOME	0- 1	0- 0	4- 0				
2- 2	0- 1	0- 0	AWAY	0- 0	0- 0	2- 1				
1- 1	0- 0	0- 0	NEUTRAL	1- 1	0- 0	0- 0				
8- 3	0- 1	1- 0	NON-CONFERENCE	1- 1	0- 0	6- 1				
5- 1	0- 1	1- 0	HOME	0- 0	0- 0	4- 0				
2- 1	0- 0	0- 0	AWAY	0- 0	0- 0	2- 1				
1- 1	0- 0	0- 0	NEUTRAL	1- 1	0- 0	0- 0				
0- 3	0- 1	0- 1	CONFERENCE	0- 1	0- 0	0- 0				
0- 2	0- 0	0- 1	HOME	0- 1	0- 0	0- 0				
0- 1	0- 1	0- 0	AWAY	0- 0	0- 0	0- 0				
0- 0	0- 0	0- 0	NEUTRAL	0- 0	0- 0	0- 0				

RPI 1-25				RPI 26-50				RPI 51-100				RPI 101+ Team's RPI: 106			
RPI	S	Opponent	Score	RPI	S	Opponent	Score	RPI	S	Opponent	Score	RPI	S	Opponent	Score
7	A	UCLA	59 83	30	H	Virginia	59 49	51	H	Arizona St.	54 63	218	H	UNLV	75 54
14	H	Texas A&M	64 74	35	H	Arizona	57 65	63	N	Nebraska	54 67	240	A	UC Riverside	76 59
								79	N	Alabama	60 57	248	A	CSUN	69 53
												249	H	Long Beach St.	57 40
												271	A	UC Santa Barbara	46 57
												307	H	Nevada	50 47
												335	H	UTRGV	80 43
LAST 10 Division I															
35	H	Arizona	57 65	51	H	Arizona St.	54 63								
7	A	UCLA	59 83	218	H	UNLV	75 54								
249	H	Long Beach St.	57 40	79	N	Alabama	60 57								
307	H	Nevada	50 47	63	N	Nebraska	54 67								
335	H	UTRGV	80 43	14	H	Texas A&M	64 74								

Non-Div I Games:

Southern California

■ Loss,
 ■ Non-Conf,
 ■ S Site,
 ■ H Home
 ■ A Away
 N Neutral

Davidson

Through Games Of Jan. 8, 2020

Average RPI Win:	215	WON-LOST	WINNING	LAST 10	STRENGTH OF	OPP. STRENGTH	TEAM	ADJ.	CONF.	ADJ CONF.
Average RPI Loss:	79	RECORD	PCT. RANK	GAMES	SCHEDULE	OF SCHEDULE	RPI	RPI	RPI	RPI
DIV. I ONLY	8- 6	132	5-5	195	62	107	107	12	12	
DIV. I NON-CONF.	6- 6	163	3-5	236	56	144	144	12	12	
TOTALS	RPI 1-25	RPI 26-50	W-L RECORDS	RPI 51-100	RPI 101-150	RPI 150+				
8- 6	0- 1	0- 2	OVERALL	1- 1	1- 1	6- 1				
3- 1	0- 0	0- 1	HOME	0- 0	1- 0	2- 0				
4- 5	0- 1	0- 1	AWAY	1- 1	0- 1	3- 1				
1- 0	0- 0	0- 0	NEUTRAL	0- 0	0- 0	1- 0				
6- 6	0- 1	0- 2	NON-CONFERENCE	0- 1	0- 1	6- 1				
2- 1	0- 0	0- 1	HOME	0- 0	0- 0	2- 0				
3- 5	0- 1	0- 1	AWAY	0- 1	0- 1	3- 1				
1- 0	0- 0	0- 0	NEUTRAL	0- 0	0- 0	1- 0				
2- 0	0- 0	0- 0	CONFERENCE	1- 0	1- 0	0- 0				
1- 0	0- 0	0- 0	HOME	0- 0	1- 0	0- 0				
1- 0	0- 0	0- 0	AWAY	1- 0	0- 0	0- 0				
0- 0	0- 0	0- 0	NEUTRAL	0- 0	0- 0	0- 0				

RPI S	Opponent	Score	RPI S	Opponent	Score	RPI S	Opponent	Score	RPI S	Opponent	Score	Team's RPI: 107
19	A Virginia Tech	68 88	33	A Duke	52 82	68	A Saint Louis	65 58	141	H Fordham	74 62	
			45	H Charlotte	64 75	73	A Drexel	63 74	143	A Florida	50 55	
									162	A Columbia	60 63	
									206	H Georgetown	66 52	
									217	A ETSU	75 60	
									238	A UMKC	74 64	
									242	N UC Irvine	78 72	
									282	A High Point	73 63	
									328	H Western Caro.	101 51	
LAST 10 Division I												
68	A Saint Louis	65 58	141	H Fordham	74 62							
143	A Florida	50 55	217	A ETSU	75 60							
45	H Charlotte	64 75	33	A Duke	52 82							
162	A Columbia	60 63	19	A Virginia Tech	68 88							
282	A High Point	73 63	328	H Western Caro.	101 51							

Non-Div I Games: Newberry 75 46

Davidson

■ Loss,
 ■ Non-Conf, S Site,
 ■ Home
 ■ Away
 N Neutral

California

Through Games Of Jan. 8, 2020

Average RPI Win:	211	WON-LOST	WINNING	LAST 10	STRENGTH OF	OPP. STRENGTH	TEAM	ADJ.	CONF.	ADJ CONF.
Average RPI Loss:	59	RECORD	PCT. RANK	GAMES	SCHEDULE	OF SCHEDULE	RPI	RPI	RPI	RPI
DIV. I ONLY	8- 5	110	7-3	60	109	108	108	1	1	
DIV. I NON-CONF.	8- 3	68	7-1	72	168	60	60	1	1	
TOTALS	RPI 1-25	RPI 26-50	W-L RECORDS	RPI 51-100	RPI 101-150	RPI 150+				
8- 5	0- 2	1- 0	OVERALL	1- 2	0- 1	6- 0				
7- 3	0- 1	1- 0	HOME	1- 2	0- 0	5- 0				
1- 2	0- 1	0- 0	AWAY	0- 0	0- 1	1- 0				
0- 0	0- 0	0- 0	NEUTRAL	0- 0	0- 0	0- 0				
8- 3	0- 2	1- 0	NON-CONFERENCE	1- 0	0- 1	6- 0				
7- 1	0- 1	1- 0	HOME	1- 0	0- 0	5- 0				
1- 2	0- 1	0- 0	AWAY	0- 0	0- 1	1- 0				
0- 0	0- 0	0- 0	NEUTRAL	0- 0	0- 0	0- 0				
0- 2	0- 0	0- 0	CONFERENCE	0- 2	0- 0	0- 0				
0- 2	0- 0	0- 0	HOME	0- 2	0- 0	0- 0				
0- 0	0- 0	0- 0	AWAY	0- 0	0- 0	0- 0				
0- 0	0- 0	0- 0	NEUTRAL	0- 0	0- 0	0- 0				

RPI S	Opponent	Score	RPI S	Opponent	Score	RPI S	Opponent	Score	RPI S	Opponent	Score	Team's RPI: 108
1	A UConn	61 72	43	H Arkansas	84 80	66	H Washington	64 67	129	A Harvard	53 56	
21	H Kentucky	61 63				78	H Washington St.	75 96	200	H Boston U.	73 62	
						92	H Santa Clara	69 65	240	H UC Riverside	84 61	
									249	H Long Beach St.	68 45	
									258	H Grand Canyon	72 53	
									291	A San Diego St.	74 48	
									315	H N.C. Central	90 69	
LAST 10 Division I												
66	H Washington	64 67	78	H Washington St.	75 96							
258	H Grand Canyon	72 53	249	H Long Beach St.	68 45							
21	H Kentucky	61 63	315	H N.C. Central	90 69							
92	H Santa Clara	69 65	43	H Arkansas	84 80							
200	H Boston U.	73 62	291	A San Diego St.	74 48							

Non-Div I Games:

California

Loss, Non-Conf, S Site, H Home A Away N Neutral

Average RPI Win:	233	WON-LOST	WINNING	LAST 10	STRENGTH OF	OPP. STRENGTH	TEAM	ADJ.	CONF.	ADJ CONF.
Average RPI Loss:	92	RECORD	PCT. RANK	GAMES	SCHEDULE	OF SCHEDULE	RPI	RPI	RPI	RPI
DIV. I ONLY	9- 6	115	7-3	119	159	109	109	22	22	
DIV. I NON-CONF.	6- 4	122	4-1	86	71	86	86	25	25	
TOTALS	RPI 1-25	RPI 26-50	W-L RECORDS	RPI 51-100	RPI 101-150	RPI 150+				
9- 6	0- 2	0- 1	OVERALL	0- 1	2- 0	7- 2				
6- 2	0- 1	0- 0	HOME	0- 1	1- 0	5- 0				
3- 4	0- 1	0- 1	AWAY	0- 0	1- 0	2- 2				
0- 0	0- 0	0- 0	NEUTRAL	0- 0	0- 0	0- 0				
6- 4	0- 2	0- 1	NON-CONFERENCE	0- 1	2- 0	4- 0				
4- 2	0- 1	0- 0	HOME	0- 1	1- 0	3- 0				
2- 2	0- 1	0- 1	AWAY	0- 0	1- 0	1- 0				
0- 0	0- 0	0- 0	NEUTRAL	0- 0	0- 0	0- 0				
3- 2	0- 0	0- 0	CONFERENCE	0- 0	0- 0	3- 2				
2- 0	0- 0	0- 0	HOME	0- 0	0- 0	2- 0				
1- 2	0- 0	0- 0	AWAY	0- 0	0- 0	1- 2				
0- 0	0- 0	0- 0	NEUTRAL	0- 0	0- 0	0- 0				

RPI 1-25				RPI 26-50				RPI 51-100				RPI 101+ Team's RPI: 109			
RPI	S	Opponent	Score	RPI	S	Opponent	Score	RPI	S	Opponent	Score	RPI	S	Opponent	Score
2	H	Missouri St.	69 72	38	A	TCU	65 77	78	H	Washington St.	68 80	133	H	BYU	66 55
4	A	Louisville	82 98									134	A	UAB	83 81
												186	H	New Mexico	83 82
												199	H	Portland St.	82 57
												211	A	Wyoming	68 73
												218	A	UNLV	65 66
												237	A	Colorado St.	72 69
												261	H	Pepperdine	76 74
												297	A	Eastern Wash.	63 61
												307	H	Nevada	54 40
												344	H	Utah Valley	77 69
LAST 10 Division I															
307	H	Nevada	54 40	218	A	UNLV	65 66								
211	A	Wyoming	68 73	237	A	Colorado St.	72 69								
261	H	Pepperdine	76 74	186	H	New Mexico	83 82								
297	A	Eastern Wash.	63 61	38	A	TCU	65 77								
133	H	BYU	66 55	344	H	Utah Valley	77 69								

Non-Div I Games: Lewis-Clark St. 88 34 Western Ore. 75 32

Boise St.

■ Loss,
 ■ Non-Conf, S Site,
 ■ Home
 ■ Away
 N Neutral

North Carolina

Through Games Of Jan. 8, 2020

Average RPI Win:	213	WON-LOST	WINNING	LAST 10	STRENGTH OF	OPP. STRENGTH	TEAM	ADJ.	CONF.	ADJ CONF.
Average RPI Loss:	50	RECORD	PCT. RANK	GAMES	SCHEDULE	OF SCHEDULE	RPI	RPI	RPI	RPI
DIV. I ONLY	11- 3	39	7-3	293	22	110	110	3	3	
DIV. I NON-CONF.	9- 2	40	5-2	303	66	127	127	2	2	
TOTALS	RPI 1-25	RPI 26-50	W-L RECORDS	RPI 51-100	RPI 101-150	RPI 150+				
11- 3	0- 1	1- 0	OVERALL	1- 2	2- 0	7- 0				
7- 1	0- 0	0- 0	HOME	0- 1	2- 0	5- 0				
1- 2	0- 1	1- 0	AWAY	0- 1	0- 0	0- 0				
3- 0	0- 0	0- 0	NEUTRAL	1- 0	0- 0	2- 0				
9- 2	0- 0	0- 0	NON-CONFERENCE	1- 2	2- 0	6- 0				
6- 1	0- 0	0- 0	HOME	0- 1	2- 0	4- 0				
0- 1	0- 0	0- 0	AWAY	0- 1	0- 0	0- 0				
3- 0	0- 0	0- 0	NEUTRAL	1- 0	0- 0	2- 0				
2- 1	0- 1	1- 0	CONFERENCE	0- 0	0- 0	1- 0				
1- 0	0- 0	0- 0	HOME	0- 0	0- 0	1- 0				
1- 1	0- 1	1- 0	AWAY	0- 0	0- 0	0- 0				
0- 0	0- 0	0- 0	NEUTRAL	0- 0	0- 0	0- 0				

RPI S	Opponent	Score	RPI S	Opponent	Score	RPI S	Opponent	Score	RPI S	Opponent	Score	Team's RPI: 110
19	A Virginia Tech	70 76	30	A Virginia	65 47	52	H Yale	63 66	102	H Elon	76 46	
						57	N Temple	71 58	138	H Illinois	85 60	
						79	A Alabama	77 83	178	N Missouri	82 69	
									275	H Navy	80 40	
									279	N UNCW	85 45	
									293	H Pittsburgh	70 62	
									315	H N.C. Central	92 53	
									328	H Western Caro.	92 55	
									343	H Charleston So.	85 54	
LAST 10 Division I												
30	A Virginia	65 47	19	A Virginia Tech	70 76	315	H N.C. Central	92 53				
293	H Pittsburgh	70 62	52	H Yale	63 66	138	H Illinois	85 60				
279	N UNCW	85 45	57	N Temple	71 58	178	N Missouri	82 69				
79	A Alabama	77 83										

Non-Div I Games:

North Carolina

Loss, Non-Conf, S Site, H Home A Away N Neutral

Average RPI Win: 227		WON-LOST	WINNING	LAST 10	STRENGTH OF	OPP. STRENGTH	TEAM	ADJ.	CONF.	ADJ CONF.
Average RPI Loss: 34		RECORD	PCT. RANK	GAMES	SCHEDULE	OF SCHEDULE	RPI	RPI	RPI	RPI
DIV. I ONLY		9- 5	95	6-4	144	101	111	111	2	2
DIV. I NON-CONF.		8- 3	68	5-2	225	150	97	97	3	3
TOTALS	RPI 1-25	RPI 26-50		W-L RECORDS		RPI 51-100	RPI 101-150	RPI 150+		
9- 5	0- 0	0- 5		OVERALL		2- 0	0- 0	7- 0		
7- 1	0- 0	0- 1		HOME		1- 0	0- 0	6- 0		
1- 3	0- 0	0- 3		AWAY		0- 0	0- 0	1- 0		
1- 1	0- 0	0- 1		NEUTRAL		1- 0	0- 0	0- 0		
8- 3	0- 0	0- 3		NON-CONFERENCE		2- 0	0- 0	6- 0		
6- 0	0- 0	0- 0		HOME		1- 0	0- 0	5- 0		
1- 2	0- 0	0- 2		AWAY		0- 0	0- 0	1- 0		
1- 1	0- 0	0- 1		NEUTRAL		1- 0	0- 0	0- 0		
1- 2	0- 0	0- 2		CONFERENCE		0- 0	0- 0	1- 0		
1- 1	0- 0	0- 1		HOME		0- 0	0- 0	1- 0		
0- 1	0- 0	0- 1		AWAY		0- 0	0- 0	0- 0		
0- 0	0- 0	0- 0		NEUTRAL		0- 0	0- 0	0- 0		

RPI 1-25				RPI 26-50				RPI 51-100				RPI 101+				Team's RPI: 111	
RPI	S	Opponent	Score	RPI	S	Opponent	Score	RPI	S	Opponent	Score	RPI	S	Opponent	Score		
				26	A	Purdue	61 72	72	H	North Florida	75 62	208	H	Penn St.	71 65		
				29	A	Colorado	57 74	81	N	Ball St.	67 56	241	H	Milwaukee	71 40		
				31	A	Georgia Tech	41 60					267	H	Wofford	78 65		
				40	H	Rutgers	61 64					276	H	Alabama St.	85 67		
				43	N	Arkansas	64 68					277	H	Eastern Ill.	63 55		
												302	H	Prairie View	68 42		
												321	A	North Dakota St.	64 63		
EAST 10 Division I																	
				26	A	Purdue	61 72	208	H	Penn St.	71 65						
				40	H	Rutgers	61 64	31	A	Georgia Tech	41 60						
				302	H	Prairie View	68 42	43	N	Arkansas	64 68						
				276	H	Alabama St.	85 67	81	N	Ball St.	67 56						
				321	A	North Dakota St.	64 63	277	H	Eastern Ill.	63 55						

Non-Div I Games:

Wisconsin

■ Loss, ■ Non-Conf, S Site, H Home A Away N Neutral

Average RPI Win:	240	WON-LOST	WINNING	LAST 10	STRENGTH OF	OPP. STRENGTH	TEAM	ADJ.	CONF.	ADJ CONF.
Average RPI Loss:	63	RECORD	PCT. RANK	GAMES	SCHEDULE	OF SCHEDULE	RPI	RPI	RPI	RPI
DIV. I ONLY	6- 5	146	5-5	95	195	112	112	21	21	
DIV. I NON-CONF.	2- 5	259	1-5	14	123	132	132	19	19	
TOTALS	RPI 1-25	RPI 26-50	W-L RECORDS	RPI 51-100	RPI 101-150	RPI 150+				
6- 5	0- 2	0- 1	OVERALL	0- 1	1- 1	5- 0				
3- 1	0- 1	0- 0	HOME	0- 0	1- 0	2- 0				
3- 2	0- 0	0- 1	AWAY	0- 1	0- 0	3- 0				
0- 2	0- 1	0- 0	NEUTRAL	0- 0	0- 1	0- 0				
2- 5	0- 2	0- 1	NON-CONFERENCE	0- 1	0- 1	2- 0				
1- 1	0- 1	0- 0	HOME	0- 0	0- 0	1- 0				
1- 2	0- 0	0- 1	AWAY	0- 1	0- 0	1- 0				
0- 2	0- 1	0- 0	NEUTRAL	0- 0	0- 1	0- 0				
4- 0	0- 0	0- 0	CONFERENCE	0- 0	1- 0	3- 0				
2- 0	0- 0	0- 0	HOME	0- 0	1- 0	1- 0				
2- 0	0- 0	0- 0	AWAY	0- 0	0- 0	2- 0				
0- 0	0- 0	0- 0	NEUTRAL	0- 0	0- 0	0- 0				

RPI 1-25				RPI 26-50				RPI 51-100				RPI 101+ Team's RPI: 112			
RPI	S	Opponent	Score	RPI	S	Opponent	Score	RPI	S	Opponent	Score	RPI	S	Opponent	Score
8	H	Gonzaga	55 70	48	A	Minnesota	60 71	97	A	South Dakota St.	50 60	124	H	Northern Colo.	91 58
14	N	Texas A&M	67 78									148	N	Wichita St.	64 66
												160	H	Southern Utah	91 65
												222	H	UC Davis	77 65
												247	A	Northern Ariz.	72 64
												337	A	Seattle U	73 65
												350	A	Sacramento St.	85 48
LAST 10 Division I															
124	H	Northern Colo.	91 58	160	H	Southern Utah	91 65	8	H	Gonzaga	55 70				
247	A	Northern Ariz.	72 64					337	A	Seattle U	73 65				
350	A	Sacramento St.	85 48					48	A	Minnesota	60 71				
14	N	Texas A&M	67 78	97	A	South Dakota St.	50 60								
148	N	Wichita St.	64 66												

Non-Div I Games: Carroll (MT) 67 33 Mont. St.-Northern 93 34

Montana St.

Loss, Non-Conf, S Site, H Home A Away N Neutral

Average RPI Win:	174	WON-LOST	WINNING	LAST 10	STRENGTH OF	OPP. STRENGTH	TEAM	ADJ.	CONF.	ADJ CONF.
Average RPI Loss:	123	RECORD	PCT. RANK	GAMES	SCHEDULE	OF SCHEDULE	RPI	RPI	RPI	RPI
DIV. I ONLY	7- 9	207	3-7	53	233	113	113	12	12	
DIV. I NON-CONF.	7- 7	163	3-5	45	248	85	85	12	12	
TOTALS	RPI 1-25	RPI 26-50	W-L RECORDS	RPI 51-100	RPI 101-150	RPI 150+				
7- 9	0- 0	0- 2	OVERALL	1- 2	2- 2	4- 3				
3- 1	0- 0	0- 0	HOME	0- 1	1- 0	2- 0				
4- 5	0- 0	0- 2	AWAY	1- 1	1- 1	2- 1				
0- 3	0- 0	0- 0	NEUTRAL	0- 0	0- 1	0- 2				
7- 7	0- 0	0- 2	NON-CONFERENCE	1- 2	2- 1	4- 2				
3- 1	0- 0	0- 0	HOME	0- 1	1- 0	2- 0				
4- 3	0- 0	0- 2	AWAY	1- 1	1- 0	2- 0				
0- 3	0- 0	0- 0	NEUTRAL	0- 0	0- 1	0- 2				
0- 2	0- 0	0- 0	CONFERENCE	0- 0	0- 1	0- 1				
0- 0	0- 0	0- 0	HOME	0- 0	0- 0	0- 0				
0- 2	0- 0	0- 0	AWAY	0- 0	0- 1	0- 1				
0- 0	0- 0	0- 0	NEUTRAL	0- 0	0- 0	0- 0				

RPI 1-25			RPI 26-50			RPI 51-100			RPI 101+			Team's RPI: 113
RPI	S	Opponent	Score	RPI	S	Opponent	Score	RPI	S	Opponent	Score	
				45	A	Charlotte	59 78	73	A	Drexel	52 58	123 H William & Mary 76 73
				50	A	Old Dominion	51 73	91	H	Furman	69 70	130 A Coastal Caro. 79 67
								99	A	UNC Greensboro	70 62	136 A Saint Joseph's 56 67
												137 N Bradley 57 61
												156 N Hampton 65 69
												174 H Fla. Atlantic 57 55
												189 H Norfolk St. 77 69
												198 A Rhode Island 70 76
												206 A Georgetown 51 49
												223 N Mt. St. Mary's 67 75
												295 A UMES 64 52
LAST 10 Division I												
				136	A	Saint Joseph's	56 67	198	A	Rhode Island	70 76	
				189	H	Norfolk St.	77 69	91	H	Furman	69 70	
				156	N	Hampton	65 69	295	A	UMES	64 52	
				223	N	Mt. St. Mary's	67 75	137	N	Bradley	57 61	
				50	A	Old Dominion	51 73	130	A	Coastal Caro.	79 67	

Non-Div I Games:

Richmond

■ Loss,
 ■ Non-Conf,
 ■ S Site,
 ■ H Home
 ■ A Away
 N Neutral

Average RPI Win:	189	WON-LOST	WINNING	LAST 10	STRENGTH OF	OPP. STRENGTH	TEAM	ADJ.	CONF.	ADJ CONF.
Average RPI Loss:	84	RECORD	PCT. RANK	GAMES	SCHEDULE	OF SCHEDULE	RPI	RPI	RPI	RPI
DIV. I ONLY	7- 8	186	5-5	57	139	114	114	12	12	
DIV. I NON-CONF.	6- 7	182	4-4	64	139	113	113	12	12	
TOTALS	RPI 1-25	RPI 26-50	W-L RECORDS	RPI 51-100	RPI 101-150	RPI 150+				
7- 8	0- 2	0- 2	OVERALL	1- 1	1- 1	5- 2				
3- 4	0- 1	0- 2	HOME	0- 0	1- 1	2- 0				
4- 4	0- 1	0- 0	AWAY	1- 1	0- 0	3- 2				
0- 0	0- 0	0- 0	NEUTRAL	0- 0	0- 0	0- 0				
6- 7	0- 2	0- 2	NON-CONFERENCE	1- 1	0- 1	5- 1				
2- 4	0- 1	0- 2	HOME	0- 0	0- 1	2- 0				
4- 3	0- 1	0- 0	AWAY	1- 1	0- 0	3- 1				
0- 0	0- 0	0- 0	NEUTRAL	0- 0	0- 0	0- 0				
1- 1	0- 0	0- 0	CONFERENCE	0- 0	1- 0	0- 1				
1- 0	0- 0	0- 0	HOME	0- 0	1- 0	0- 0				
0- 1	0- 0	0- 0	AWAY	0- 0	0- 0	0- 1				
0- 0	0- 0	0- 0	NEUTRAL	0- 0	0- 0	0- 0				

RPI 1-25				RPI 26-50				RPI 51-100				RPI 101+				Team's RPI: 114	
RPI	S	Opponent	Score	RPI	S	Opponent	Score	RPI	S	Opponent	Score	RPI	S	Opponent	Score		
18	H	Princeton	50 75	27	H	James Madison	50 69	54	A	Villanova	68 56	120	H	Duquesne	65 60		
23	A	Maryland	54 88	48	H	Minnesota	50 83	85	A	Lehigh	53 59	123	H	William & Mary	51 63		
												165	A	George Mason	60 70		
												180	A	Memphis	64 63		
												182	A	American	53 66		
												206	H	Georgetown	52 49		
												209	A	Delaware	63 49		
												213	A	Quinnipiac	78 67		
												339	H	Coppin St.	54 35		
LAST 10 Division I																	
				165	A	George Mason	60 70	120	H	Duquesne	65 60						
				123	H	William & Mary	51 63	213	A	Quinnipiac	78 67						
				182	A	American	53 66	209	A	Delaware	63 49						
				27	H	James Madison	50 69	339	H	Coppin St.	54 35						
				48	H	Minnesota	50 83	206	H	Georgetown	52 49						

Non-Div I Games:

George Washington

■ Loss,
 ■ Non-Conf, S Site,
 ■ Home
 ■ Away
 N Neutral

Providence

Through Games Of Jan. 8, 2020

Average RPI Win:	225	WON-LOST	WINNING	LAST 10	STRENGTH OF	OPP. STRENGTH	TEAM	ADJ.	CONF.	ADJ CONF.
Average RPI Loss:	89	RECORD	PCT. RANK	GAMES	SCHEDULE	OF SCHEDULE	RPI	RPI	RPI	RPI
DIV. I ONLY	9- 7	144	4-6	167	140	115	115	6	6	
DIV. I NON-CONF.	9- 3	64	4-2	213	240	75	75	6	6	
TOTALS	RPI 1-25	RPI 26-50	W-L RECORDS	RPI 51-100	RPI 101-150	RPI 150+				
9- 7	0- 1	0- 1	OVERALL	1- 3	1- 0	7- 2				
2- 2	0- 1	0- 1	HOME	1- 0	0- 0	1- 0				
5- 4	0- 0	0- 0	AWAY	0- 2	1- 0	4- 2				
2- 1	0- 0	0- 0	NEUTRAL	0- 1	0- 0	2- 0				
9- 3	0- 0	0- 0	NON-CONFERENCE	1- 2	1- 0	7- 1				
2- 0	0- 0	0- 0	HOME	1- 0	0- 0	1- 0				
5- 2	0- 0	0- 0	AWAY	0- 1	1- 0	4- 1				
2- 1	0- 0	0- 0	NEUTRAL	0- 1	0- 0	2- 0				
0- 4	0- 1	0- 1	CONFERENCE	0- 1	0- 0	0- 1				
0- 2	0- 1	0- 1	HOME	0- 0	0- 0	0- 0				
0- 2	0- 0	0- 0	AWAY	0- 1	0- 0	0- 1				
0- 0	0- 0	0- 0	NEUTRAL	0- 0	0- 0	0- 0				

RPI S Opponent	Score	RPI S Opponent	Score	RPI S Opponent	Score	RPI S Opponent	Score	Team's RPI: 115
9 H DePaul	67 80	32 H Marquette	50 60	52 A Yale	79 82	139 A Massachusetts	72 63	
				54 A Villanova	49 51	164 A Utah	67 60	
				81 N Ball St.	51 52	186 A New Mexico	68 86	
				87 H Boston College	76 60	198 N Rhode Island	58 51	
						206 A Georgetown	53 62	
						229 A Monmouth	68 52	
						266 H UMass Lowell	63 38	
						283 N LMU (CA)	48 45	
						317 A Bryant	76 32	
						341 A Hartford	75 57	
LAST 10 Division I								
9 H DePaul	67 80	32 H Marquette	50 60					
206 A Georgetown	53 62	186 A New Mexico	68 86					
54 A Villanova	49 51	164 A Utah	67 60					
283 N LMU (CA)	48 45	198 N Rhode Island	58 51					
81 N Ball St.	51 52	317 A Bryant	76 32					

Non-Div I Games:

Providence

Loss, Non-Conf, S Site, H Home A Away N Neutral

Average RPI Win: 233		WON-LOST	WINNING	LAST 10	STRENGTH OF	OPP. STRENGTH	TEAM	ADJ.	CONF.	ADJ CONF.
Average RPI Loss: 109		RECORD	PCT. RANK	GAMES	SCHEDULE	OF SCHEDULE	RPI	RPI	RPI	RPI
DIV. I ONLY		10- 4	66	7-3	248	189	116	116	22	22
DIV. I NON-CONF.		5- 4	140	2-3	267	110	174	174	25	25
TOTALS	RPI 1-25	RPI 26-50		W-L RECORDS		RPI 51-100	RPI 101-150	RPI 150+		
10- 4	0- 0	0- 0		OVERALL		0- 2	0- 1	10- 1		
5- 1	0- 0	0- 0		HOME		0- 0	0- 1	5- 0		
4- 2	0- 0	0- 0		AWAY		0- 1	0- 0	4- 1		
1- 1	0- 0	0- 0		NEUTRAL		0- 1	0- 0	1- 0		
5- 4	0- 0	0- 0		NON-CONFERENCE		0- 2	0- 1	5- 1		
2- 1	0- 0	0- 0		HOME		0- 0	0- 1	2- 0		
2- 2	0- 0	0- 0		AWAY		0- 1	0- 0	2- 1		
1- 1	0- 0	0- 0		NEUTRAL		0- 1	0- 0	1- 0		
5- 0	0- 0	0- 0		CONFERENCE		0- 0	0- 0	5- 0		
3- 0	0- 0	0- 0		HOME		0- 0	0- 0	3- 0		
2- 0	0- 0	0- 0		AWAY		0- 0	0- 0	2- 0		
0- 0	0- 0	0- 0		NEUTRAL		0- 0	0- 0	0- 0		

RPI 1-25				RPI 26-50				RPI 51-100				RPI 101+				Team's RPI: 116	
RPI	S	Opponent	Score	RPI	S	Opponent	Score	RPI	S	Opponent	Score	RPI	S	Opponent	Score		
								52	N	Yale	67	87	133	H	BYU	65	71
								92	A	Santa Clara	66	90	152	A	Montana	76	63
													158	A	Portland	64	75
													186	H	New Mexico	84	81
													193	A	San Jose St.	85	76
													206	N	Georgetown	82	69
													218	A	UNLV	72	66
													222	H	UC Davis	73	65
													247	H	Northern Ariz.	83	66
													288	H	Utah St.	76	64
													291	H	San Diego St.	79	54
													326	A	Cal Poly	79	52
LAST 10 Division I																	
				193	A	San Jose St.	85	76	186	H	New Mexico	84	81				
				291	H	San Diego St.	79	54	206	N	Georgetown	82	69				
				92	A	Santa Clara	66	90	52	N	Yale	67	87				
				288	H	Utah St.	76	64	247	H	Northern Ariz.	83	66				
				218	A	UNLV	72	66	133	H	BYU	65	71				

Non-Div I Games:	La Verne	111	56	UC Merced	92	26
------------------	----------	-----	----	-----------	----	----

Fresno St.

■ Loss, ■ Non-Conf, S Site, H Home A Away N Neutral

Average RPI Win:	226	WON-LOST	WINNING	LAST 10	STRENGTH OF	OPP. STRENGTH	TEAM	ADJ.	CONF.	ADJ CONF.
Average RPI Loss:	37	RECORD	PCT. RANK	GAMES	SCHEDULE	OF SCHEDULE	RPI	RPI	RPI	RPI
DIV. I ONLY	8- 6	132	4-6	114	51	117	117	23	23	
DIV. I NON-CONF.	6- 6	163	2-6	65	57	105	105	22	22	
TOTALS	RPI 1-25	RPI 26-50	W-L RECORDS	RPI 51-100	RPI 101-150	RPI 150+				
8- 6	0- 3	0- 1	OVERALL	0- 2	1- 0	7- 0				
5- 2	0- 0	0- 0	HOME	0- 2	1- 0	4- 0				
3- 1	0- 1	0- 0	AWAY	0- 0	0- 0	3- 0				
0- 3	0- 2	0- 1	NEUTRAL	0- 0	0- 0	0- 0				
6- 6	0- 3	0- 1	NON-CONFERENCE	0- 2	1- 0	5- 0				
3- 2	0- 0	0- 0	HOME	0- 2	1- 0	2- 0				
3- 1	0- 1	0- 0	AWAY	0- 0	0- 0	3- 0				
0- 3	0- 2	0- 1	NEUTRAL	0- 0	0- 0	0- 0				
2- 0	0- 0	0- 0	CONFERENCE	0- 0	0- 0	2- 0				
2- 0	0- 0	0- 0	HOME	0- 0	0- 0	2- 0				
0- 0	0- 0	0- 0	AWAY	0- 0	0- 0	0- 0				
0- 0	0- 0	0- 0	NEUTRAL	0- 0	0- 0	0- 0				

RPI 1-25				RPI 26-50				RPI 51-100				RPI 101+ Team's RPI: 117			
RPI	S	Opponent	Score	RPI	S	Opponent	Score	RPI	S	Opponent	Score	RPI	S	Opponent	Score
4	N	Louisville	67 76	44	N	Oklahoma St.	47 60	61	H	Marist	57 73	127	H	Wright St.	68 62
15	N	Oregon	54 91					77	H	Texas Southern	63 74	191	H	SMU	51 46
20	A	Northwestern	47 74									192	H	Little Rock	65 58
												202	A	Kansas St.	57 53
												210	H	Arkansas St.	71 44
												227	A	North Texas	68 49
												316	A	Grambling	88 54
												346	H	Chicago St.	84 53
LAST 10 Division I															
210	H	Arkansas St.	71 44	192	H	Little Rock	65 58								
77	H	Texas Southern	63 74	127	H	Wright St.	68 62								
191	H	SMU	51 46	44	N	Oklahoma St.	47 60								
61	H	Marist	57 73	15	N	Oregon	54 91								
20	A	Northwestern	47 74	4	N	Louisville	67 76								

Non-Div I Games:

UT Arlington

Average RPI Win:	209	WON-LOST	WINNING	LAST 10	STRENGTH OF	OPP. STRENGTH	TEAM	ADJ.	CONF.	ADJ CONF.
Average RPI Loss:	57	RECORD	PCT. RANK	GAMES	SCHEDULE	OF SCHEDULE	RPI	RPI	RPI	RPI
DIV. I ONLY	6- 7	194	5-5	41	81	118	118	4	4	
DIV. I NON-CONF.	6- 5	151	5-3	85	98	112	112	4	4	
TOTALS	RPI 1-25	RPI 26-50	W-L RECORDS	RPI 51-100	RPI 101-150	RPI 150+				
6- 7	0- 1	0- 4	OVERALL	0- 1	3- 1	3- 0				
4- 2	0- 0	0- 2	HOME	0- 0	2- 0	2- 0				
1- 3	0- 0	0- 1	AWAY	0- 1	0- 1	1- 0				
1- 2	0- 1	0- 1	NEUTRAL	0- 0	1- 0	0- 0				
6- 5	0- 1	0- 3	NON-CONFERENCE	0- 0	3- 1	3- 0				
4- 1	0- 0	0- 1	HOME	0- 0	2- 0	2- 0				
1- 2	0- 0	0- 1	AWAY	0- 0	0- 1	1- 0				
1- 2	0- 1	0- 1	NEUTRAL	0- 0	1- 0	0- 0				
0- 2	0- 0	0- 1	CONFERENCE	0- 1	0- 0	0- 0				
0- 1	0- 0	0- 1	HOME	0- 0	0- 0	0- 0				
0- 1	0- 0	0- 0	AWAY	0- 1	0- 0	0- 0				
0- 0	0- 0	0- 0	NEUTRAL	0- 0	0- 0	0- 0				

RPI 1-25				RPI 26-50				RPI 51-100				RPI 101+ Team's RPI: 118			
RPI	S	Opponent	Score	RPI	S	Opponent	Score	RPI	S	Opponent	Score	RPI	S	Opponent	Score
25	N	Drake	82 83	38	A	TCU	65 80	60	A	Vanderbilt	55 77	119	N	Dayton	76 74
				43	H	Arkansas	70 86					134	A	UAB	75 80
				49	N	Middle Tenn.	50 73					136	H	Saint Joseph's	66 62
				50	H	Old Dominion	77 89					147	H	Bethune-Cookman	74 56
												263	A	South Alabama	82 62
												267	H	Wofford	84 82
												324	H	Jacksonville St.	62 53
LAST 10 Division I															
				60	A	Vanderbilt	55 77	43	H	Arkansas	70 86				
				324	H	Jacksonville St.	62 53	25	N	Drake	82 83				
				147	H	Bethune-Cookman	74 56	119	N	Dayton	76 74				
				38	A	TCU	65 80	49	N	Middle Tenn.	50 73				
				263	A	South Alabama	82 62	136	H	Saint Joseph's	66 62				

Non-Div I Games:

Auburn

■ Loss,
■ Non-Conf, S Site,
■ Home
■ Away
N Neutral

Average RPI Win:	235	WON-LOST	WINNING	LAST 10	STRENGTH OF	OPP. STRENGTH	TEAM	ADJ.	CONF.	ADJ CONF.
Average RPI Loss:	43	RECORD	PCT. RANK	GAMES	SCHEDULE	OF SCHEDULE	RPI	RPI	RPI	RPI
DIV. I ONLY	9- 7	144	6-4	139	36	119	119	12	12	
DIV. I NON-CONF.	7- 7	163	4-4	133	29	138	138	12	12	
TOTALS	RPI 1-25	RPI 26-50	W-L RECORDS	RPI 51-100	RPI 101-150	RPI 150+				
9- 7	0- 3	0- 1	OVERALL	0- 2	0- 1	9- 0				
4- 2	0- 2	0- 0	HOME	0- 0	0- 0	4- 0				
3- 2	0- 0	0- 1	AWAY	0- 1	0- 0	3- 0				
2- 3	0- 1	0- 0	NEUTRAL	0- 1	0- 1	2- 0				
7- 7	0- 3	0- 1	NON-CONFERENCE	0- 2	0- 1	7- 0				
3- 2	0- 2	0- 0	HOME	0- 0	0- 0	3- 0				
2- 2	0- 0	0- 1	AWAY	0- 1	0- 0	2- 0				
2- 3	0- 1	0- 0	NEUTRAL	0- 1	0- 1	2- 0				
2- 0	0- 0	0- 0	CONFERENCE	0- 0	0- 0	2- 0				
1- 0	0- 0	0- 0	HOME	0- 0	0- 0	1- 0				
1- 0	0- 0	0- 0	AWAY	0- 0	0- 0	1- 0				
0- 0	0- 0	0- 0	NEUTRAL	0- 0	0- 0	0- 0				

RPI 1-25				RPI 26-50				RPI 51-100				RPI 101+ Team's RPI: 119			
RPI	S	Opponent	Score	RPI	S	Opponent	Score	RPI	S	Opponent	Score	RPI	S	Opponent	Score
1	H	UConn	37 75	34	A	Central Mich.	80 81	67	N	Wake Forest	59 78	118	N	Auburn	74 76
3	H	South Carolina	49 75					70	A	Buffalo	59 67	165	H	George Mason	59 55
8	N	Gonzaga	65 76									173	A	Toledo	60 42
												197	A	Northeastern	71 60
												205	A	La Salle	98 58
												236	N	East Carolina	94 68
												254	N	Maine	78 49
												259	H	Lipscomb	82 60
												286	H	Morehead St.	58 41
												339	H	Coppin St.	78 48
LAST 10 Division I															
205	A	La Salle	98 58	165	H	George Mason	59 55								
339	H	Coppin St.	78 48	286	H	Morehead St.	58 41								
236	N	East Carolina	94 68	254	N	Maine	78 49								
67	N	Wake Forest	59 78	118	N	Auburn	74 76								
70	A	Buffalo	59 67	8	N	Gonzaga	65 76								

Non-Div I Games:

Dayton

Average RPI Win:	226	WON-LOST	WINNING	LAST 10	STRENGTH OF	OPP. STRENGTH	TEAM	ADJ.	CONF.	ADJ CONF.
Average RPI Loss:	95	RECORD	PCT. RANK	GAMES	SCHEDULE	OF SCHEDULE	RPI	RPI	RPI	RPI
DIV. I ONLY	10- 5	83	7-3	255	116	120	120	12	12	
DIV. I NON-CONF.	10- 3	60	7-1	283	111	96	96	12	12	
TOTALS	RPI 1-25	RPI 26-50	W-L RECORDS	RPI 51-100	RPI 101-150	RPI 150+				
10- 5	0- 0	0- 1	OVERALL	0- 1	1- 3	9- 0				
4- 2	0- 0	0- 0	HOME	0- 0	0- 2	4- 0				
6- 3	0- 0	0- 1	AWAY	0- 1	1- 1	5- 0				
0- 0	0- 0	0- 0	NEUTRAL	0- 0	0- 0	0- 0				
10- 3	0- 0	0- 1	NON-CONFERENCE	0- 1	1- 1	9- 0				
4- 1	0- 0	0- 0	HOME	0- 0	0- 1	4- 0				
6- 2	0- 0	0- 1	AWAY	0- 1	1- 0	5- 0				
0- 0	0- 0	0- 0	NEUTRAL	0- 0	0- 0	0- 0				
0- 2	0- 0	0- 0	CONFERENCE	0- 0	0- 2	0- 0				
0- 1	0- 0	0- 0	HOME	0- 0	0- 1	0- 0				
0- 1	0- 0	0- 0	AWAY	0- 0	0- 1	0- 0				
0- 0	0- 0	0- 0	NEUTRAL	0- 0	0- 0	0- 0				

RPI 1-25				RPI 26-50				RPI 51-100				RPI 101+				Team's RPI: 120
RPI	S	Opponent	Score	RPI	S	Opponent	Score	RPI	S	Opponent	Score	RPI	S	Opponent	Score	
				44	A	Oklahoma St.	41 84	57	A	Temple	72 85	114	A	George Washington	60 65	
												122	H	Kent St.	75 77	
												139	H	Massachusetts	77 81	
												150	A	Cornell	72 62	
												170	A	Iona	76 74	
												173	H	Toledo	79 74	
												179	A	Akron	88 63	
												221	H	Saint Francis (PA)	72 69	
												235	A	Manhattan	76 65	
												244	A	Lafayette	73 65	
												257	H	Kennesaw St.	75 72	
												293	A	Pittsburgh	81 62	
												338	H	Central Conn. St.	72 33	
LAST 10 Division I																
				139	H	Massachusetts	77 81	114	A	George Washington	60 65					
				44	A	Oklahoma St.	41 84	173	H	Toledo	79 74					
				257	H	Kennesaw St.	75 72	179	A	Akron	88 63					
				221	H	Saint Francis (PA)	72 69	338	H	Central Conn. St.	72 33					
				150	A	Cornell	72 62	293	A	Pittsburgh	81 62					

Non-Div I Games:

Duquesne

■ Loss,
 ■ Non-Conf,
 ■ S Site,
 ■ H Home
 ■ A Away
 N Neutral

Average RPI Win:	202	WON-LOST	WINNING	LAST 10	STRENGTH OF	OPP. STRENGTH	TEAM	ADJ.	CONF.	ADJ CONF.
Average RPI Loss:	72	RECORD	PCT. RANK	GAMES	SCHEDULE	OF SCHEDULE	RPI	RPI	RPI	RPI
DIV. I ONLY	8- 5	110	6-4	208	55	121	121	10	10	
DIV. I NON-CONF.	7- 4	100	5-3	217	60	100	100	10	10	
TOTALS	RPI 1-25	RPI 26-50	W-L RECORDS	RPI 51-100	RPI 101-150	RPI 150+				
8- 5	1- 0	0- 2	OVERALL	1- 2	0- 0	6- 1				
5- 1	0- 0	0- 1	HOME	1- 0	0- 0	4- 0				
2- 3	1- 0	0- 1	AWAY	0- 2	0- 0	1- 0				
1- 1	0- 0	0- 0	NEUTRAL	0- 0	0- 0	1- 1				
7- 4	1- 0	0- 1	NON-CONFERENCE	1- 2	0- 0	5- 1				
4- 0	0- 0	0- 0	HOME	1- 0	0- 0	3- 0				
2- 3	1- 0	0- 1	AWAY	0- 2	0- 0	1- 0				
1- 1	0- 0	0- 0	NEUTRAL	0- 0	0- 0	1- 1				
1- 1	0- 0	0- 1	CONFERENCE	0- 0	0- 0	1- 0				
1- 1	0- 0	0- 1	HOME	0- 0	0- 0	1- 0				
0- 0	0- 0	0- 0	AWAY	0- 0	0- 0	0- 0				
0- 0	0- 0	0- 0	NEUTRAL	0- 0	0- 0	0- 0				

RPI 1-25				RPI 26-50				RPI 51-100				RPI 101+ Team's RPI: 121			
RPI	S	Opponent	Score	RPI	S	Opponent	Score	RPI	S	Opponent	Score	RPI	S	Opponent	Score
24	A	Ohio St.	74 68	34	H	Central Mich.	71 73	58	A	Syracuse	54 66	159	N	Butler	55 60
				38	A	TCU	72 79	71	A	Texas	60 73	182	H	American	81 69
								76	H	IUPUI	70 64	184	H	Northern Ill.	87 67
												219	A	Chattanooga	70 58
												293	N	Pittsburgh	72 50
												298	H	Marshall	67 51
												342	H	Incarnate Word	78 41
LAST 10 Division I															
184	H	Northern Ill.	87 67	34	H	Central Mich.	71 73	159	N	Butler	55 60				
219	A	Chattanooga	70 58					293	N	Pittsburgh	72 50				
71	A	Texas	60 73	342	H	Incarnate Word	78 41	24	A	Ohio St.	74 68				
38	A	TCU	72 79												
76	H	IUPUI	70 64												

Non-Div I Games:

Ohio

Average RPI Win:	222	WON-LOST	WINNING	LAST 10	STRENGTH OF	OPP. STRENGTH	TEAM	ADJ.	CONF.	ADJ CONF.
Average RPI Loss:	67	RECORD	PCT. RANK	GAMES	SCHEDULE	OF SCHEDULE	RPI	RPI	RPI	RPI
DIV. I ONLY	6- 6	166	4-6	87	133	122	122	10	10	
DIV. I NON-CONF.	6- 4	122	4-4	95	125	84	84	10	10	
TOTALS	RPI 1-25	RPI 26-50	W-L RECORDS	RPI 51-100	RPI 101-150	RPI 150+				
6- 6	0- 1	0- 2	OVERALL	0- 2	1- 0	5- 1				
2- 2	0- 1	0- 0	HOME	0- 0	0- 0	2- 1				
2- 2	0- 0	0- 1	AWAY	0- 1	1- 0	1- 0				
2- 2	0- 0	0- 1	NEUTRAL	0- 1	0- 0	2- 0				
6- 4	0- 1	0- 2	NON-CONFERENCE	0- 1	1- 0	5- 0				
2- 1	0- 1	0- 0	HOME	0- 0	0- 0	2- 0				
2- 1	0- 0	0- 1	AWAY	0- 0	1- 0	1- 0				
2- 2	0- 0	0- 1	NEUTRAL	0- 1	0- 0	2- 0				
0- 2	0- 0	0- 0	CONFERENCE	0- 1	0- 0	0- 1				
0- 1	0- 0	0- 0	HOME	0- 0	0- 0	0- 1				
0- 1	0- 0	0- 0	AWAY	0- 1	0- 0	0- 0				
0- 0	0- 0	0- 0	NEUTRAL	0- 0	0- 0	0- 0				

RPI 1-25				RPI 26-50				RPI 51-100				RPI 101+ Team's RPI: 122			
RPI	S	Opponent	Score	RPI	S	Opponent	Score	RPI	S	Opponent	Score	RPI	S	Opponent	Score
24	H	Ohio St.	65 75	26	A	Purdue	64 77	62	N	Troy	64 71	120	A	Duquesne	77 75
				42	N	Michigan	53 88	81	A	Ball St.	62 66	154	H	Robert Morris	82 81
												168	H	Eastern Mich.	69 74
												187	A	Youngstown St.	82 73
												273	N	Ga. Southern	62 48
												281	H	St. Bonaventure	81 58
												314	N	Purdue Fort Wayne	75 67
LAST 10 Division I															
				81	A	Ball St.	62 66	168	H	Eastern Mich.	69 74				
				62	N	Troy	64 71	154	H	Robert Morris	82 81				
				273	N	Ga. Southern	62 48	24	H	Ohio St.	65 75				
				26	A	Purdue	64 77	314	N	Purdue Fort Wayne	75 67				
				281	H	St. Bonaventure	81 58	42	N	Michigan	53 88				

Non-Div I Games: Hiram 92 36

Kent St.

■ Loss,
 ■ Non-Conf,
 ■ S Site,
 ■ H Home
 ■ A Away
 N Neutral

William & Mary

Through Games Of Jan. 8, 2020

Average RPI Win:	238	WON-LOST	WINNING	LAST 10	STRENGTH OF	OPP. STRENGTH	TEAM	ADJ.	CONF.	ADJ CONF.
Average RPI Loss:	63	RECORD	PCT. RANK	GAMES	SCHEDULE	OF SCHEDULE	RPI	RPI	RPI	RPI
DIV. I ONLY	10- 3	51	7-3	319	76	123	123	15	15	
DIV. I NON-CONF.	9- 2	40	6-2	337	78	145	145	14	14	
TOTALS	RPI 1-25	RPI 26-50	W-L RECORDS	RPI 51-100	RPI 101-150	RPI 150+				
10- 3	0- 0	0- 2	OVERALL	0- 0	1- 1	9- 0				
4- 1	0- 0	0- 1	HOME	0- 0	0- 0	4- 0				
6- 2	0- 0	0- 1	AWAY	0- 0	1- 1	5- 0				
0- 0	0- 0	0- 0	NEUTRAL	0- 0	0- 0	0- 0				
9- 2	0- 0	0- 1	NON-CONFERENCE	0- 0	1- 1	8- 0				
4- 1	0- 0	0- 1	HOME	0- 0	0- 0	4- 0				
5- 1	0- 0	0- 0	AWAY	0- 0	1- 1	4- 0				
0- 0	0- 0	0- 0	NEUTRAL	0- 0	0- 0	0- 0				
1- 1	0- 0	0- 1	CONFERENCE	0- 0	0- 0	1- 0				
0- 0	0- 0	0- 0	HOME	0- 0	0- 0	0- 0				
1- 1	0- 0	0- 1	AWAY	0- 0	0- 0	1- 0				
0- 0	0- 0	0- 0	NEUTRAL	0- 0	0- 0	0- 0				

RPI S	Opponent	Score	RPI S	Opponent	Score	RPI S	Opponent	Score	RPI S	Opponent	Score	Team's RPI: 123
27	A James Madison	70 84	50	H Old Dominion	58 69				113	A Richmond	73 76	
									114	A George Washington	63 51	
									161	A VCU	69 55	
									189	H Norfolk St.	65 56	
									232	A Delaware St.	73 52	
									236	A East Carolina	78 68	
									245	A Towson	83 75	
									265	A Army West Point	77 65	
									295	H UMES	78 50	
									304	H UMBC	76 48	
									341	H Hartford	61 44	
LAST 10 Division I												
27	A James Madison	70 84	245	A Towson	83 75							
114	A George Washington	63 51	232	A Delaware St.	73 52							
189	H Norfolk St.	65 56	341	H Hartford	61 44							
161	A VCU	69 55	304	H UMBC	76 48							
50	H Old Dominion	58 69	113	A Richmond	73 76							

Non-Div I Games:

William & Mary

Loss, Non-Conf, S Site, H Home A Away N Neutral

Average RPI Win:	214	WON-LOST	WINNING	LAST 10	STRENGTH OF	OPP. STRENGTH	TEAM	ADJ.	CONF.	ADJ CONF.
Average RPI Loss:	139	RECORD	PCT. RANK	GAMES	SCHEDULE	OF SCHEDULE	RPI	RPI	RPI	RPI
DIV. I ONLY	6- 6	166	6-4	145	106	124	124	21	21	
DIV. I NON-CONF.	4- 5	195	4-3	186	93	156	156	19	19	
TOTALS	RPI 1-25	RPI 26-50	W-L RECORDS	RPI 51-100	RPI 101-150	RPI 150+				
6- 6	0- 2	0- 0	OVERALL	0- 0	0- 1	6- 3				
2- 2	0- 0	0- 0	HOME	0- 0	0- 0	2- 2				
4- 4	0- 2	0- 0	AWAY	0- 0	0- 1	4- 1				
0- 0	0- 0	0- 0	NEUTRAL	0- 0	0- 0	0- 0				
4- 5	0- 2	0- 0	NON-CONFERENCE	0- 0	0- 0	4- 3				
1- 2	0- 0	0- 0	HOME	0- 0	0- 0	1- 2				
3- 3	0- 2	0- 0	AWAY	0- 0	0- 0	3- 1				
0- 0	0- 0	0- 0	NEUTRAL	0- 0	0- 0	0- 0				
2- 1	0- 0	0- 0	CONFERENCE	0- 0	0- 1	2- 0				
1- 0	0- 0	0- 0	HOME	0- 0	0- 0	1- 0				
1- 1	0- 0	0- 0	AWAY	0- 0	0- 1	1- 0				
0- 0	0- 0	0- 0	NEUTRAL	0- 0	0- 0	0- 0				

RPI 1-25				RPI 26-50				RPI 51-100				RPI 101+ Team's RPI: 124			
RPI	S	Opponent	Score	RPI	S	Opponent	Score	RPI	S	Opponent	Score	RPI	S	Opponent	Score
6	A	Stanford	36 90									112	A	Montana St.	58 91
7	A	UCLA	58 92									152	A	Montana	67 58
												185	H	San Francisco	83 90
												191	A	SMU	61 52
												199	H	Portland St.	77 58
												211	A	Wyoming	46 44
												219	A	Chattanooga	59 42
												237	H	Colorado St.	58 75
												285	A	Denver	55 74
												312	H	Air Force	72 62
LAST 10 Division I															
				112	A	Montana St.	58 91	152	A	Montana	67 58				
				199	H	Portland St.	77 58	7	A	UCLA	58 92				
				211	A	Wyoming	46 44	312	H	Air Force	72 62				
				285	A	Denver	55 74	191	A	SMU	61 52				
				219	A	Chattanooga	59 42	6	A	Stanford	36 90				

Non-Div I Games:

Northern Colo.

■ Loss,
 ■ Non-Conf, S Site,
 ■ Home
 ■ Away
 N Neutral

Average RPI Win:	254	WON-LOST	WINNING	LAST 10	STRENGTH OF	OPP. STRENGTH	TEAM	ADJ.	CONF.	ADJ CONF.
Average RPI Loss:	130	RECORD	PCT. RANK	GAMES	SCHEDULE	OF SCHEDULE	RPI	RPI	RPI	RPI
DIV. I ONLY	8- 4	83	7-3	219	277	125	125	10	10	
DIV. I NON-CONF.	6- 4	122	5-3	240	305	165	165	10	10	
TOTALS	RPI 1-25	RPI 26-50	W-L RECORDS	RPI 51-100	RPI 101-150	RPI 150+				
8- 4	0- 0	0- 1	OVERALL	1- 1	0- 0	7- 2				
3- 1	0- 0	0- 0	HOME	0- 0	0- 0	3- 1				
3- 2	0- 0	0- 1	AWAY	1- 0	0- 0	2- 1				
2- 1	0- 0	0- 0	NEUTRAL	0- 1	0- 0	2- 0				
6- 4	0- 0	0- 1	NON-CONFERENCE	1- 1	0- 0	5- 2				
2- 1	0- 0	0- 0	HOME	0- 0	0- 0	2- 1				
2- 2	0- 0	0- 1	AWAY	1- 0	0- 0	1- 1				
2- 1	0- 0	0- 0	NEUTRAL	0- 1	0- 0	2- 0				
2- 0	0- 0	0- 0	CONFERENCE	0- 0	0- 0	2- 0				
1- 0	0- 0	0- 0	HOME	0- 0	0- 0	1- 0				
1- 0	0- 0	0- 0	AWAY	0- 0	0- 0	1- 0				
0- 0	0- 0	0- 0	NEUTRAL	0- 0	0- 0	0- 0				

RPI S	Opponent	Score	RPI S	Opponent	Score	RPI S	Opponent	Score	RPI S	Opponent	Score	Team's RPI: 125
			42 A	Michigan	55 76	83 N	Stony Brook	47 50	173 H	Toledo	84 72	
						95 A	Loyola Chicago	70 60	174 H	Fla. Atlantic	79 80	
									179 A	Akron	56 51	
									220 A	UTEP	46 76	
									285 N	Denver	79 70	
									303 N	New Mexico St.	79 76	
									320 H	Detroit Mercy	82 67	
									334 A	UIC	80 52	
									346 H	Chicago St.	90 69	
LAST 10 Division I												
			173 H	Toledo	84 72	179 A	Akron	56 51				
			95 A	Loyola Chicago	70 60	334 A	UIC	80 52				
			83 N	Stony Brook	47 50	303 N	New Mexico St.	79 76				
			285 N	Denver	79 70	220 A	UTEP	46 76				
			346 H	Chicago St.	90 69	174 H	Fla. Atlantic	79 80				

Non-Div I Games: Kentucky St. 80 41

Western Mich.

Loss,
Non-Conf, S Site,
H Home
A Away
N Neutral

Idaho

Through Games Of Jan. 8, 2020

Average RPI Win: 241	WON-LOST	WINNING	LAST 10	STRENGTH OF	OPP. STRENGTH	TEAM	ADJ.	CONF.	ADJ CONF.
Average RPI Loss: 114	RECORD	PCT. RANK	GAMES	SCHEDULE	OF SCHEDULE	RPI	RPI	RPI	RPI
DIV. I ONLY	7- 5	125	6-4	194	216	126	126	21	21
DIV. I NON-CONF.	5- 4	140	4-3	125	142	90	90	19	19
TOTALS	RPI 1-25	RPI 26-50	W-L RECORDS	RPI 51-100	RPI 101-150	RPI 150+			
7- 5	0- 0	0- 2	OVERALL	0- 0	1- 1	6- 2			
4- 0	0- 0	0- 0	HOME	0- 0	1- 0	3- 0			
3- 3	0- 0	0- 1	AWAY	0- 0	0- 1	3- 1			
0- 2	0- 0	0- 1	NEUTRAL	0- 0	0- 0	0- 1			
5- 4	0- 0	0- 2	NON-CONFERENCE	0- 0	1- 1	4- 1			
2- 0	0- 0	0- 0	HOME	0- 0	1- 0	1- 0			
3- 2	0- 0	0- 1	AWAY	0- 0	0- 1	3- 0			
0- 2	0- 0	0- 1	NEUTRAL	0- 0	0- 0	0- 1			
2- 1	0- 0	0- 0	CONFERENCE	0- 0	0- 0	2- 1			
2- 0	0- 0	0- 0	HOME	0- 0	0- 0	2- 0			
0- 1	0- 0	0- 0	AWAY	0- 0	0- 0	0- 1			
0- 0	0- 0	0- 0	NEUTRAL	0- 0	0- 0	0- 0			

RPI 1-25				RPI 26-50				RPI 51-100				RPI 101+ Team's RPI: 126			
RPI	S	Opponent	Score	RPI	S	Opponent	Score	RPI	S	Opponent	Score	RPI	S	Opponent	Score
				44	A	Oklahoma St.	47 62					101	A	South Fla.	64 67
				50	N	Old Dominion	55 67					146	H	Hawaii	67 52
												175	N	Lamar University	44 47
												185	A	San Francisco	66 60
												199	A	Portland St.	53 74
												201	A	San Diego	65 32
												237	H	Colorado St.	61 54
												278	H	Idaho St.	62 56
												301	H	Weber St.	70 50
												337	A	Seattle U	90 84
LAST 10 Division I															
				301	H	Weber St.	70 50			199	A	Portland St.	53 74		
				278	H	Idaho St.	62 56			50	N	Old Dominion	55 67		
				146	H	Hawaii	67 52			175	N	Lamar University	44 47		
				101	A	South Fla.	64 67			337	A	Seattle U	90 84		
				201	A	San Diego	65 32			185	A	San Francisco	66 60		

Non-Div I Games:

Idaho

■ Loss,
■ Non-Conf,
■ S Site,
■ H Home
■ A Away
N Neutral

Average RPI Win:	182	WON-LOST	WINNING	LAST 10	STRENGTH OF	OPP. STRENGTH	TEAM	ADJ.	CONF.	ADJ CONF.
Average RPI Loss:	130	RECORD	PCT. RANK	GAMES	SCHEDULE	OF SCHEDULE	RPI	RPI	RPI	RPI
DIV. I ONLY	7- 7	166	5-5	128	118	127	127	17	17	
DIV. I NON-CONF.	4- 6	212	2-4	134	62	153	153	17	17	
TOTALS	RPI 1-25	RPI 26-50	W-L RECORDS	RPI 51-100	RPI 101-150	RPI 150+				
7- 7	0- 0	0- 0	OVERALL	1- 4	1- 1	5- 2				
3- 1	0- 0	0- 0	HOME	1- 1	0- 0	2- 0				
3- 4	0- 0	0- 0	AWAY	0- 2	1- 1	2- 1				
1- 2	0- 0	0- 0	NEUTRAL	0- 1	0- 0	1- 1				
4- 6	0- 0	0- 0	NON-CONFERENCE	1- 4	0- 1	3- 1				
1- 1	0- 0	0- 0	HOME	1- 1	0- 0	0- 0				
2- 3	0- 0	0- 0	AWAY	0- 2	0- 1	2- 0				
1- 2	0- 0	0- 0	NEUTRAL	0- 1	0- 0	1- 1				
3- 1	0- 0	0- 0	CONFERENCE	0- 0	1- 0	2- 1				
2- 0	0- 0	0- 0	HOME	0- 0	0- 0	2- 0				
1- 1	0- 0	0- 0	AWAY	0- 0	1- 0	0- 1				
0- 0	0- 0	0- 0	NEUTRAL	0- 0	0- 0	0- 0				

RPI 1-25			RPI 26-50			RPI 51-100			RPI 101+			Team's RPI: 127
RPI	S	Opponent	Score	RPI	S	Opponent	Score	RPI	S	Opponent	Score	
						53 N Kansas	63 74	117 A UT Arlington		62 68		
						55 A UCF	53 69	142 A Green Bay		70 58		
						75 H CSU Bakersfield	65 60	177 H Cleveland St.		78 62		
						80 A Iowa St.	71 79	187 H Youngstown St.		91 41		
						84 H Abilene Christian	64 83	191 A SMU		69 61		
								241 A Milwaukee		58 60		
								246 A Xavier		86 74		
								253 N Loyola Maryland		66 51		
								281 N St. Bonaventure		56 57		
LAST 10 Division I												
177 H		Cleveland St.	78 62	187 H		Youngstown St.	91 41					
142 A		Green Bay	70 58	80 A		Iowa St.	71 79					
241 A		Milwaukee	58 60	191 A		SMU	69 61					
55 A		UCF	53 69	117 A		UT Arlington	62 68					
281 N		St. Bonaventure	56 57	253 N		Loyola Maryland	66 51					

Non-Div I Games: Marian (IN) 64 60

Wright St.

■ Loss,
■ Non-Conf,
■ S Site,
■ H Home
■ A Away
N Neutral

Saint Mary's (CA)

Through Games Of Jan. 8, 2020

Average RPI Win:	220	WON-LOST	WINNING	LAST 10	STRENGTH OF	OPP. STRENGTH	TEAM	ADJ.	CONF.	ADJ CONF.
Average RPI Loss:	112	RECORD	PCT. RANK	GAMES	SCHEDULE	OF SCHEDULE	RPI	RPI	RPI	RPI
DIV. I ONLY	9- 6	115	7-3	166	149	128	128	11	11	
DIV. I NON-CONF.	5- 6	187	3-3	122	152	182	182	11	11	
TOTALS	RPI 1-25	RPI 26-50	W-L RECORDS	RPI 51-100	RPI 101-150	RPI 150+				
9- 6	0- 1	0- 1	OVERALL	2- 2	0- 0	7- 2				
6- 2	0- 1	0- 1	HOME	1- 0	0- 0	5- 0				
2- 4	0- 0	0- 0	AWAY	1- 2	0- 0	1- 2				
1- 0	0- 0	0- 0	NEUTRAL	0- 0	0- 0	1- 0				
5- 6	0- 1	0- 1	NON-CONFERENCE	1- 2	0- 0	4- 2				
4- 2	0- 1	0- 1	HOME	1- 0	0- 0	3- 0				
0- 4	0- 0	0- 0	AWAY	0- 2	0- 0	0- 2				
1- 0	0- 0	0- 0	NEUTRAL	0- 0	0- 0	1- 0				
4- 0	0- 0	0- 0	CONFERENCE	1- 0	0- 0	3- 0				
2- 0	0- 0	0- 0	HOME	0- 0	0- 0	2- 0				
2- 0	0- 0	0- 0	AWAY	1- 0	0- 0	1- 0				
0- 0	0- 0	0- 0	NEUTRAL	0- 0	0- 0	0- 0				

RPI 1-25				RPI 26-50				RPI 51-100				RPI 101+				Team's RPI: 128
RPI	S	Opponent	Score	RPI	S	Opponent	Score	RPI	S	Opponent	Score	RPI	S	Opponent	Score	
16	H	NC State	70 87	32	H	Marquette	63 77	53	A	Kansas	81 86	185	A	San Francisco	86 79	
								55	A	UCF	58 67	211	A	Wyoming	67 69	
								56	H	Western Ky.	80 73	222	H	UC Davis	83 74	
								92	A	Santa Clara	95 87	261	H	Pepperdine	85 78	
												271	H	UC Santa Barbara	64 43	
												281	N	St. Bonaventure	72 57	
												283	H	LMU (CA)	86 70	
												307	A	Nevada	72 78	
												326	H	Cal Poly	84 67	
LAST 10 Division I																
261	H	Pepperdine	85 78	283	H	LMU (CA)	86 70									
92	A	Santa Clara	95 87	53	A	Kansas	81 86									
185	A	San Francisco	86 79	326	H	Cal Poly	84 67									
281	N	St. Bonaventure	72 57	56	H	Western Ky.	80 73									
55	A	UCF	58 67	32	H	Marquette	63 77									

Non-Div I Games:

Saint Mary's (CA)

■ Loss,
 ■ Non-Conf, S Site,
 ■ Home
 ■ Away
 N Neutral

Average RPI Win:	220	WON-LOST	WINNING	LAST 10	STRENGTH OF	OPP. STRENGTH	TEAM	ADJ.	CONF.	ADJ CONF.
Average RPI Loss:	145	RECORD	PCT. RANK	GAMES	SCHEDULE	OF SCHEDULE	RPI	RPI	RPI	RPI
DIV. I ONLY	9- 4	74	6-4	275	120	129	129	9	9	
DIV. I NON-CONF.	9- 4	84	6-4	279	127	129	129	9	9	
TOTALS	RPI 1-25	RPI 26-50	W-L RECORDS	RPI 51-100	RPI 101-150	RPI 150+				
9- 4	0- 0	0- 1	OVERALL	0- 0	1- 1	8- 2				
4- 1	0- 0	0- 0	HOME	0- 0	1- 0	3- 1				
5- 2	0- 0	0- 1	AWAY	0- 0	0- 0	5- 1				
0- 1	0- 0	0- 0	NEUTRAL	0- 0	0- 1	0- 0				
9- 4	0- 0	0- 1	NON-CONFERENCE	0- 0	1- 1	8- 2				
4- 1	0- 0	0- 0	HOME	0- 0	1- 0	3- 1				
5- 2	0- 0	0- 1	AWAY	0- 0	0- 0	5- 1				
0- 1	0- 0	0- 0	NEUTRAL	0- 0	0- 1	0- 0				
0- 0	0- 0	0- 0	CONFERENCE	0- 0	0- 0	0- 0				
0- 0	0- 0	0- 0	HOME	0- 0	0- 0	0- 0				
0- 0	0- 0	0- 0	AWAY	0- 0	0- 0	0- 0				
0- 0	0- 0	0- 0	NEUTRAL	0- 0	0- 0	0- 0				

RPI S	Opponent	Score	RPI S	Opponent	Score	RPI S	Opponent	Score	RPI S	Opponent	Score	Team's RPI: 129
			40 A Rutgers		46 74				108 H California		56 53	
									136 N Saint Joseph's		39 63	
									174 A Fla. Atlantic		65 51	
									184 A Northern Ill.		59 53	
									197 H Northeastern		44 46	
									198 H Rhode Island		61 58	
									200 A Boston U.		66 39	
									205 A La Salle		69 75	
									213 A Quinnipiac		77 68	
									254 A Maine		69 40	
									310 H Siena		68 51	
									341 H Hartford		53 44	
LAST 10 Division I												
			174 A Fla. Atlantic		65 51				198 H Rhode Island		61 58	
			136 N Saint Joseph's		39 63				200 A Boston U.		66 39	
			254 A Maine		69 40				341 H Hartford		53 44	
			197 H Northeastern		44 46				40 A Rutgers		46 74	
			213 A Quinnipiac		77 68				205 A La Salle		69 75	

Non-Div I Games:

Harvard

■ Loss,
 ■ Non-Conf,
 ■ S Site,
 ■ H Home
 ■ A Away
 N Neutral

Coastal Caro.

Through Games Of Jan. 8, 2020

Average RPI Win:	236	WON-LOST	WINNING	LAST 10	STRENGTH OF	OPP. STRENGTH	TEAM	ADJ.	CONF.	ADJ CONF.
Average RPI Loss:	88	RECORD	PCT. RANK	GAMES	SCHEDULE	OF SCHEDULE	RPI	RPI	RPI	RPI
DIV. I ONLY	9- 2	36	8-2	320	155	130	130	23	23	
DIV. I NON-CONF.	8- 1	28	7-1	342	130	147	147	22	22	
TOTALS	RPI 1-25	RPI 26-50	W-L RECORDS	RPI 51-100	RPI 101-150	RPI 150+				
9- 2	0- 0	0- 0	OVERALL	1- 1	1- 1	7- 0				
4- 1	0- 0	0- 0	HOME	1- 0	0- 1	3- 0				
4- 1	0- 0	0- 0	AWAY	0- 1	0- 0	4- 0				
1- 0	0- 0	0- 0	NEUTRAL	0- 0	1- 0	0- 0				
8- 1	0- 0	0- 0	NON-CONFERENCE	1- 0	1- 1	6- 0				
4- 1	0- 0	0- 0	HOME	1- 0	0- 1	3- 0				
3- 0	0- 0	0- 0	AWAY	0- 0	0- 0	3- 0				
1- 0	0- 0	0- 0	NEUTRAL	0- 0	1- 0	0- 0				
1- 1	0- 0	0- 0	CONFERENCE	0- 1	0- 0	1- 0				
0- 0	0- 0	0- 0	HOME	0- 0	0- 0	0- 0				
1- 1	0- 0	0- 0	AWAY	0- 1	0- 0	1- 0				
0- 0	0- 0	0- 0	NEUTRAL	0- 0	0- 0	0- 0				

RPI S	Opponent	Score	RPI S	Opponent	Score	RPI S	Opponent	Score	RPI S	Opponent	Score
						62	A Troy	77 84	102	N Elon	76 65
						99	H UNC Greensboro	63 54	113	H Richmond	67 79
									165	H George Mason	74 59
									263	A South Alabama	71 62
									267	A Wofford	78 73
									274	H Ark.-Pine Bluff	76 69
									279	A UNCW	62 43
									328	A Western Caro.	66 43
									345	H South Carolina St.	85 44
LAST 10 Division I											
			62	A Troy	77 84	263	A South Alabama	71 62			
			345	H South Carolina St.	85 44	113	H Richmond	67 79			
			102	N Elon	76 65	328	A Western Caro.	66 43			
			279	A UNCW	62 43	267	A Wofford	78 73			
			165	H George Mason	74 59	99	H UNC Greensboro	63 54			

Non-Div I Games: UNC Pembroke 86 44 Wesleyan (GA) 132 32

Coastal Caro.

■ Loss,
 ■ Non-Conf, S Site,
 ■ Home
 ■ Away
 N Neutral

Average RPI Win:	227	WON-LOST	WINNING	LAST 10	STRENGTH OF	OPP. STRENGTH	TEAM	ADJ.	CONF.	ADJ CONF.
Average RPI Loss:	45	RECORD	PCT. RANK	GAMES	SCHEDULE	OF SCHEDULE	RPI	RPI	RPI	RPI
DIV. I ONLY	9- 2	36	9-1	341	11	131	131	24	24	
DIV. I NON-CONF.	7- 2	56	7-1	326	19	124	124	23	23	
TOTALS	RPI 1-25	RPI 26-50	W-L RECORDS	RPI 51-100	RPI 101-150	RPI 150+				
9- 2	0- 1	0- 0	OVERALL	0- 1	0- 0	9- 0				
4- 0	0- 0	0- 0	HOME	0- 0	0- 0	4- 0				
4- 1	0- 1	0- 0	AWAY	0- 0	0- 0	4- 0				
1- 1	0- 0	0- 0	NEUTRAL	0- 1	0- 0	1- 0				
7- 2	0- 1	0- 0	NON-CONFERENCE	0- 1	0- 0	7- 0				
3- 0	0- 0	0- 0	HOME	0- 0	0- 0	3- 0				
3- 1	0- 1	0- 0	AWAY	0- 0	0- 0	3- 0				
1- 1	0- 0	0- 0	NEUTRAL	0- 1	0- 0	1- 0				
2- 0	0- 0	0- 0	CONFERENCE	0- 0	0- 0	2- 0				
1- 0	0- 0	0- 0	HOME	0- 0	0- 0	1- 0				
1- 0	0- 0	0- 0	AWAY	0- 0	0- 0	1- 0				
0- 0	0- 0	0- 0	NEUTRAL	0- 0	0- 0	0- 0				

RPI 1-25				RPI 26-50				RPI 51-100				RPI 101+ Team's RPI: 131			
RPI	S	Opponent	Score	RPI	S	Opponent	Score	RPI	S	Opponent	Score	RPI	S	Opponent	Score
18	A	Princeton	47 80					72	N	North Florida	70 80	170	A	Iona	81 37
												205	H	La Salle	70 43
												206	A	Georgetown	65 64
												208	A	Penn St.	78 70
												232	A	Delaware St.	71 69
												246	H	Xavier	64 57
												255	H	Wagner	77 63
												259	N	Lipscomb	81 76
												264	H	Niagara	79 75
LAST 10 Division I															
264	H	Niagara	79 75	170	A	Iona	81 37								
232	A	Delaware St.	71 69	72	N	North Florida	70 80								
255	H	Wagner	77 63	259	N	Lipscomb	81 76								
206	A	Georgetown	65 64	246	H	Xavier	64 57								
205	H	La Salle	70 43	208	A	Penn St.	78 70								

Non-Div I Games:

Rider

■ Loss,
 ■ Non-Conf,
 S Site,
 ■ Home
 ■ Away
 N Neutral

Average RPI Win:	226	WON-LOST	WINNING	LAST 10	STRENGTH OF	OPP. STRENGTH	TEAM	ADJ.	CONF.	ADJ CONF.
Average RPI Loss:	161	RECORD	PCT. RANK	GAMES	SCHEDULE	OF SCHEDULE	RPI	RPI	RPI	RPI
DIV. I ONLY	7- 4	102	6-4	303	158	132	132	20	20	
DIV. I NON-CONF.	6- 3	90	5-3	331	116	148	148	21	21	
TOTALS	RPI 1-25	RPI 26-50	W-L RECORDS	RPI 51-100	RPI 101-150	RPI 150+				
7- 4	0- 0	0- 0	OVERALL	1- 1	1- 0	5- 3				
2- 0	0- 0	0- 0	HOME	1- 0	0- 0	1- 0				
5- 4	0- 0	0- 0	AWAY	0- 1	1- 0	4- 3				
0- 0	0- 0	0- 0	NEUTRAL	0- 0	0- 0	0- 0				
6- 3	0- 0	0- 0	NON-CONFERENCE	1- 1	0- 0	5- 2				
2- 0	0- 0	0- 0	HOME	1- 0	0- 0	1- 0				
4- 3	0- 0	0- 0	AWAY	0- 1	0- 0	4- 2				
0- 0	0- 0	0- 0	NEUTRAL	0- 0	0- 0	0- 0				
1- 1	0- 0	0- 0	CONFERENCE	0- 0	1- 0	0- 1				
0- 0	0- 0	0- 0	HOME	0- 0	0- 0	0- 0				
1- 1	0- 0	0- 0	AWAY	0- 0	1- 0	0- 1				
0- 0	0- 0	0- 0	NEUTRAL	0- 0	0- 0	0- 0				

RPI 1-25				RPI 26-50				RPI 51-100				RPI 101+				Team's RPI: 132	
RPI	S	Opponent	Score	RPI	S	Opponent	Score	RPI	S	Opponent	Score	RPI	S	Opponent	Score		
								59	H	Southern Ill.	79 65	145	A	Austin Peay	79 66		
								68	A	Saint Louis	61 76	168	A	Eastern Mich.	64 69		
												183	A	Murray St.	62 70		
												210	A	Arkansas St.	79 67		
												225	A	Western Ill.	91 97		
												250	A	Ole Miss	70 53		
												271	A	Indiana St.	68 58		
												314	A	Purdue Fort Wayne	58 48		
												333	H	Evansville	83 60		
LAST 10 Division I																	
				145	A	Austin Peay	79 66	183	A	Murray St.	62 70						
				271	A	Indiana St.	68 58	68	A	Saint Louis	61 76						
				225	A	Western Ill.	91 97	314	A	Purdue Fort Wayne	58 48						
				250	A	Ole Miss	70 53	168	A	Eastern Mich.	64 69						
				59	H	Southern Ill.	79 65	210	A	Arkansas St.	79 67						

Non-Div I Games: Harris-Stowe 106 64 Mo.-St. Louis 70 56

Southeast Mo. St.

Loss, Non-Conf, S Site, H Home A Away N Neutral

Average RPI Win:	248	WON-LOST	WINNING	LAST 10	STRENGTH OF	OPP. STRENGTH	TEAM	ADJ.	CONF.	ADJ CONF.
Average RPI Loss:	82	RECORD	PCT. RANK	GAMES	SCHEDULE	OF SCHEDULE	RPI	RPI	RPI	RPI
DIV. I ONLY	6- 7	194	4-6	77	169	133	133	11	11	
DIV. I NON-CONF.	4- 5	195	2-4	58	184	122	122	11	11	
TOTALS	RPI 1-25	RPI 26-50	W-L RECORDS	RPI 51-100	RPI 101-150	RPI 150+				
6- 7	0- 2	0- 0	OVERALL	0- 2	1- 1	5- 2				
2- 3	0- 1	0- 0	HOME	0- 0	0- 0	2- 2				
3- 3	0- 0	0- 0	AWAY	0- 2	1- 1	2- 0				
1- 1	0- 1	0- 0	NEUTRAL	0- 0	0- 0	1- 0				
4- 5	0- 1	0- 0	NON-CONFERENCE	0- 2	1- 1	3- 1				
2- 1	0- 0	0- 0	HOME	0- 0	0- 0	2- 1				
1- 3	0- 0	0- 0	AWAY	0- 2	1- 1	0- 0				
1- 1	0- 1	0- 0	NEUTRAL	0- 0	0- 0	1- 0				
2- 2	0- 1	0- 0	CONFERENCE	0- 0	0- 0	2- 1				
0- 2	0- 1	0- 0	HOME	0- 0	0- 0	0- 1				
2- 0	0- 0	0- 0	AWAY	0- 0	0- 0	2- 0				
0- 0	0- 0	0- 0	NEUTRAL	0- 0	0- 0	0- 0				

RPI 1-25				RPI 26-50				RPI 51-100				RPI 101+ Team's RPI: 133			
RPI	S	Opponent	Score	RPI	S	Opponent	Score	RPI	S	Opponent	Score	RPI	S	Opponent	Score
5	N	Oregon St.	34 65					51	A	Arizona St.	52 60	109	A	Boise St.	55 66
8	H	Gonzaga	43 55					78	A	Washington St.	50 67	116	A	Fresno St.	71 65
												158	H	Portland	48 57
												164	H	Utah	73 77
												193	N	San Jose St.	75 56
												261	A	Pepperdine	65 47
												283	A	LMU (CA)	59 44
												288	H	Utah St.	67 50
												344	H	Utah Valley	71 57
LAST 10 Division I															
8	H	Gonzaga	43 55	158	H	Portland	48 57								
261	A	Pepperdine	65 47	344	H	Utah Valley	71 57								
283	A	LMU (CA)	59 44	109	A	Boise St.	55 66								
5	N	Oregon St.	34 65	51	A	Arizona St.	52 60								
193	N	San Jose St.	75 56	164	H	Utah	73 77								

Non-Div I Games: Tex. A&M-Kingsville90 38

BYU

Average RPI Win:	184	WON-LOST	WINNING	LAST 10	STRENGTH OF	OPP. STRENGTH	TEAM	ADJ.	CONF.	ADJ CONF.
Average RPI Loss:	81	RECORD	PCT. RANK	GAMES	SCHEDULE	OF SCHEDULE	RPI	RPI	RPI	RPI
DIV. I ONLY	7- 5	125	6-4	126	70	134	134	13	13	
DIV. I NON-CONF.	6- 4	122	5-3	232	52	150	150	16	16	
TOTALS	RPI 1-25	RPI 26-50	W-L RECORDS	RPI 51-100	RPI 101-150	RPI 150+				
7- 5	0- 0	1- 3	OVERALL	1- 0	1- 1	4- 1				
5- 2	0- 0	1- 1	HOME	0- 0	1- 1	3- 0				
1- 2	0- 0	0- 1	AWAY	0- 0	0- 0	1- 1				
1- 1	0- 0	0- 1	NEUTRAL	1- 0	0- 0	0- 0				
6- 4	0- 0	0- 2	NON-CONFERENCE	1- 0	1- 1	4- 1				
4- 1	0- 0	0- 0	HOME	0- 0	1- 1	3- 0				
1- 2	0- 0	0- 1	AWAY	0- 0	0- 0	1- 1				
1- 1	0- 0	0- 1	NEUTRAL	1- 0	0- 0	0- 0				
1- 1	0- 0	1- 1	CONFERENCE	0- 0	0- 0	0- 0				
1- 1	0- 0	1- 1	HOME	0- 0	0- 0	0- 0				
0- 0	0- 0	0- 0	AWAY	0- 0	0- 0	0- 0				
0- 0	0- 0	0- 0	NEUTRAL	0- 0	0- 0	0- 0				

RPI 1-25	RPI 26-50	RPI 51-100	RPI 101+	Team's RPI: 134
RPI S Opponent Score	RPI S Opponent Score	RPI S Opponent Score	RPI S Opponent Score	
	29 N Colorado 69 77	77 N Texas Southern 84 68	109 H Boise St. 81 83	
	41 A Oklahoma 75 82		118 H Auburn 80 75	
	45 H Charlotte 75 83		155 H Samford 76 69	
	50 H Old Dominion 76 65		180 A Memphis 52 77	
			263 H South Alabama 77 61	
			308 H McNeese 97 70	
			318 A Alcorn 86 65	
LAST 10 Division I				
	45 H Charlotte 75 83	50 H Old Dominion 76 65		
	77 N Texas Southern 84 68	155 H Samford 76 69		
	29 N Colorado 69 77	308 H McNeese 97 70		
	318 A Alcorn 86 65	118 H Auburn 80 75		
	180 A Memphis 52 77	109 H Boise St. 81 83		

Non-Div I Games: Ala.-Huntsville 74 57 Tuskegee 103 60

UAB

Loss, Non-Conf, S Site, H Home A Away N Neutral

North Dakota

Through Games Of Jan. 8, 2020

Average RPI Win:	270	WON-LOST	WINNING	LAST 10	STRENGTH OF	OPP. STRENGTH	TEAM	ADJ.	CONF.	ADJ CONF.
Average RPI Loss:	101	RECORD	PCT. RANK	GAMES	SCHEDULE	OF SCHEDULE	RPI	RPI	RPI	RPI
DIV. I ONLY	9- 4	74	7-3	285	237	135	135	18	18	
DIV. I NON-CONF.	7- 4	100	5-3	256	237	131	131	18	18	
TOTALS	RPI 1-25	RPI 26-50	W-L RECORDS	RPI 51-100	RPI 101-150	RPI 150+				
9- 4	0- 0	0- 1	OVERALL	0- 2	0- 0	9- 1				
3- 1	0- 0	0- 0	HOME	0- 1	0- 0	3- 0				
6- 3	0- 0	0- 1	AWAY	0- 1	0- 0	6- 1				
0- 0	0- 0	0- 0	NEUTRAL	0- 0	0- 0	0- 0				
7- 4	0- 0	0- 1	NON-CONFERENCE	0- 2	0- 0	7- 1				
2- 1	0- 0	0- 0	HOME	0- 1	0- 0	2- 0				
5- 3	0- 0	0- 1	AWAY	0- 1	0- 0	5- 1				
0- 0	0- 0	0- 0	NEUTRAL	0- 0	0- 0	0- 0				
2- 0	0- 0	0- 0	CONFERENCE	0- 0	0- 0	2- 0				
1- 0	0- 0	0- 0	HOME	0- 0	0- 0	1- 0				
1- 0	0- 0	0- 0	AWAY	0- 0	0- 0	1- 0				
0- 0	0- 0	0- 0	NEUTRAL	0- 0	0- 0	0- 0				

RPI S	Opponent	Score	RPI S	Opponent	Score	RPI S	Opponent	Score	RPI S	Opponent	Score	Team's RPI: 135
			35 A	Arizona	42 74	82 H	Illinois St.	58 66	169 H	Valparaiso	65 63	
						94 A	New Orleans	73 79	191 A	SMU	51 66	
									198 H	Rhode Island	67 61	
									241 A	Milwaukee	66 58	
									258 A	Grand Canyon	78 76	
									273 A	Ga. Southern	69 56	
									285 A	Denver	90 82	
									314 H	Purdue Fort Wayne	91 85	
									343 A	Charleston So.	73 57	
									345 A	South Carolina St.	95 53	
LAST 10 Division I												
285 A	Denver	90 82	314 H	Purdue Fort Wayne	91 85							
94 A	New Orleans	73 79	345 A	South Carolina St.	95 53							
241 A	Milwaukee	66 58	82 H	Illinois St.	58 66							
191 A	SMU	51 66	273 A	Ga. Southern	69 56							
343 A	Charleston So.	73 57	169 H	Valparaiso	65 63							

Non-Div I Games: Northland 118 35 Mayville St. 83 52

North Dakota

Loss, Non-Conf, S Site, H Home A Away N Neutral

Average RPI Win:	164	WON-LOST	WINNING	LAST 10	STRENGTH OF	OPP. STRENGTH	TEAM	ADJ.	CONF.	ADJ CONF.
Average RPI Loss:	95	RECORD	PCT. RANK	GAMES	SCHEDULE	OF SCHEDULE	RPI	RPI	RPI	RPI
DIV. I ONLY	7- 7	166	5-5	74	119	136	136	12	12	
DIV. I NON-CONF.	6- 6	163	4-4	57	167	126	126	12	12	
TOTALS	RPI 1-25	RPI 26-50	W-L RECORDS	RPI 51-100	RPI 101-150	RPI 150+				
7- 7	0- 0	0- 0	OVERALL	1- 5	2- 1	4- 1				
5- 2	0- 0	0- 0	HOME	1- 2	1- 0	3- 0				
1- 3	0- 0	0- 0	AWAY	0- 1	0- 1	1- 1				
1- 2	0- 0	0- 0	NEUTRAL	0- 2	1- 0	0- 0				
6- 6	0- 0	0- 0	NON-CONFERENCE	1- 5	1- 1	4- 0				
4- 2	0- 0	0- 0	HOME	1- 2	0- 0	3- 0				
1- 2	0- 0	0- 0	AWAY	0- 1	0- 1	1- 0				
1- 2	0- 0	0- 0	NEUTRAL	0- 2	1- 0	0- 0				
1- 1	0- 0	0- 0	CONFERENCE	0- 0	1- 0	0- 1				
1- 0	0- 0	0- 0	HOME	0- 0	1- 0	0- 0				
0- 1	0- 0	0- 0	AWAY	0- 0	0- 0	0- 1				
0- 0	0- 0	0- 0	NEUTRAL	0- 0	0- 0	0- 0				

RPI 1-25				RPI 26-50				RPI 51-100				RPI 101+				Team's RPI: 136	
RPI	S	Opponent	Score	RPI	S	Opponent	Score	RPI	S	Opponent	Score	RPI	S	Opponent	Score		
								54	A	Villanova	44 60	113	H	Richmond	67 56		
								57	H	Temple	67 63	118	A	Auburn	62 66		
								73	H	Drexel	52 62	129	N	Harvard	63 39		
								74	N	Seton Hall	39 55	161	A	VCU	40 47		
								91	N	Furman	48 63	162	A	Columbia	71 57		
								93	H	Penn	45 55	182	H	American	72 51		
												231	H	Sacred Heart	71 44		
												275	H	Navy	49 40		
LAST 10 Division I																	
				113	H	Richmond	67 56	161	A	VCU	40 47						
				275	H	Navy	49 40	231	H	Sacred Heart	71 44						
				91	N	Furman	48 63	73	H	Drexel	52 62						
				129	N	Harvard	63 39	182	H	American	72 51						
				54	A	Villanova	44 60	118	A	Auburn	62 66						

Non-Div I Games:

Saint Joseph's

■ Loss, ■ Non-Conf, S Site, H Home A Away N Neutral

Bradley

Through Games Of Jan. 8, 2020

Average RPI Win:	239	WON-LOST	WINNING	LAST 10	STRENGTH OF	OPP. STRENGTH	TEAM	ADJ.	CONF.	ADJ CONF.
Average RPI Loss:	70	RECORD	PCT. RANK	GAMES	SCHEDULE	OF SCHEDULE	RPI	RPI	RPI	RPI
DIV. I ONLY	10- 2	34	9-1	331	151	137	137	7	7	
DIV. I NON-CONF.	8- 2	54	7-1	301	157	111	111	7	7	
TOTALS	RPI 1-25	RPI 26-50	W-L RECORDS	RPI 51-100	RPI 101-150	RPI 150+				
10- 2	0- 0	0- 1	OVERALL	0- 1	1- 0	9- 0				
5- 0	0- 0	0- 0	HOME	0- 0	0- 0	5- 0				
2- 1	0- 0	0- 1	AWAY	0- 0	0- 0	2- 0				
3- 1	0- 0	0- 0	NEUTRAL	0- 1	1- 0	2- 0				
8- 2	0- 0	0- 1	NON-CONFERENCE	0- 1	1- 0	7- 0				
3- 0	0- 0	0- 0	HOME	0- 0	0- 0	3- 0				
2- 1	0- 0	0- 1	AWAY	0- 0	0- 0	2- 0				
3- 1	0- 0	0- 0	NEUTRAL	0- 1	1- 0	2- 0				
2- 0	0- 0	0- 0	CONFERENCE	0- 0	0- 0	2- 0				
2- 0	0- 0	0- 0	HOME	0- 0	0- 0	2- 0				
0- 0	0- 0	0- 0	AWAY	0- 0	0- 0	0- 0				
0- 0	0- 0	0- 0	NEUTRAL	0- 0	0- 0	0- 0				

RPI 1-25			RPI 26-50			RPI 51-100			RPI 101+			Team's RPI: 137
RPI	S	Opponent	Score	RPI	S	Opponent	Score	RPI	S	Opponent	Score	
				42	A	Michigan	57 77	98	N	Liberty	63 75	113 N Richmond 61 57
												163 H Miami (OH) 79 68
												165 N George Mason 61 59
												207 H Jackson St. 78 69
												225 A Western Ill. 84 49
												271 H Indiana St. 91 75
												294 A Oakland 74 58
												297 N Eastern Wash. 66 46
												321 H North Dakota St. 70 64
												333 H Evansville 82 51
LAST 10 Division I												
				333	H	Evansville	82 51	271	H	Indiana St.	91 75	
				297	N	Eastern Wash.	66 46	113	N	Richmond	61 57	
				98	N	Liberty	63 75	165	N	George Mason	61 59	
				207	H	Jackson St.	78 69	163	H	Miami (OH)	79 68	
				321	H	North Dakota St.	70 64	225	A	Western Ill.	84 49	

Non-Div I Games: Eureka 101 39

Bradley

■ Loss,
 ■ Non-Conf,
 ■ S Site,
 ■ H Home
 ■ A Away
 N Neutral

Average RPI Win:	244	WON-LOST	WINNING	LAST 10	STRENGTH OF	OPP. STRENGTH	TEAM	ADJ.	CONF.	ADJ CONF.
Average RPI Loss:	47	RECORD	PCT. RANK	GAMES	SCHEDULE	OF SCHEDULE	RPI	RPI	RPI	RPI
DIV. I ONLY	9- 5	95	6-4	177	134	138	138	2	2	
DIV. I NON-CONF.	9- 2	40	6-1	297	265	142	142	3	3	
TOTALS	RPI 1-25	RPI 26-50	W-L RECORDS	RPI 51-100	RPI 101-150	RPI 150+				
9- 5	0- 3	0- 0	OVERALL	0- 1	2- 1	7- 0				
8- 2	0- 1	0- 0	HOME	0- 1	2- 0	6- 0				
1- 3	0- 2	0- 0	AWAY	0- 0	0- 1	1- 0				
0- 0	0- 0	0- 0	NEUTRAL	0- 0	0- 0	0- 0				
9- 2	0- 0	0- 0	NON-CONFERENCE	0- 1	2- 1	7- 0				
8- 1	0- 0	0- 0	HOME	0- 1	2- 0	6- 0				
1- 1	0- 0	0- 0	AWAY	0- 0	0- 1	1- 0				
0- 0	0- 0	0- 0	NEUTRAL	0- 0	0- 0	0- 0				
0- 3	0- 3	0- 0	CONFERENCE	0- 0	0- 0	0- 0				
0- 1	0- 1	0- 0	HOME	0- 0	0- 0	0- 0				
0- 2	0- 2	0- 0	AWAY	0- 0	0- 0	0- 0				
0- 0	0- 0	0- 0	NEUTRAL	0- 0	0- 0	0- 0				

RPI 1-25				RPI 26-50				RPI 51-100				RPI 101+ Team's RPI: 138			
RPI	S	Opponent	Score	RPI	S	Opponent	Score	RPI	S	Opponent	Score	RPI	S	Opponent	Score
10	A	Indiana	42 83					82	H	Illinois St.	58 74	103	H	Holy Cross	78 75
13	A	Iowa	72 108									110	A	North Carolina	60 85
20	H	Northwestern	50 77									145	H	Austin Peay	76 62
												178	A	Missouri	58 51
												196	H	Merrimack	75 72
												274	H	Ark.-Pine Bluff	65 50
												300	H	Presbyterian	71 52
												317	H	Bryant	69 55
												333	H	Evansville	59 44
												346	H	Chicago St.	96 66
LAST 10 Division I															
13	A	Iowa	72 108	10	A	Indiana	42 83								
20	H	Northwestern	50 77	110	A	North Carolina	60 85								
178	A	Missouri	58 51	300	H	Presbyterian	71 52								
333	H	Evansville	59 44	317	H	Bryant	69 55								
196	H	Merrimack	75 72	274	H	Ark.-Pine Bluff	65 50								

Non-Div I Games:

Illinois

Massachusetts

Through Games Of Jan. 8, 2020

Average RPI Win:	242	WON-LOST	WINNING	LAST 10	STRENGTH OF	OPP. STRENGTH	TEAM	ADJ.	CONF.	ADJ CONF.
Average RPI Loss:	127	RECORD	PCT. RANK	GAMES	SCHEDULE	OF SCHEDULE	RPI	RPI	RPI	RPI
DIV. I ONLY	11- 3	39	9-1	299	217	139	139	12	12	
DIV. I NON-CONF.	9- 3	64	7-1	307	231	163	163	12	12	
TOTALS	RPI 1-25	RPI 26-50	W-L RECORDS	RPI 51-100	RPI 101-150	RPI 150+				
11- 3	0- 0	0- 0	OVERALL	0- 1	2- 1	9- 1				
5- 2	0- 0	0- 0	HOME	0- 0	1- 1	4- 1				
6- 1	0- 0	0- 0	AWAY	0- 1	1- 0	5- 0				
0- 0	0- 0	0- 0	NEUTRAL	0- 0	0- 0	0- 0				
9- 3	0- 0	0- 0	NON-CONFERENCE	0- 1	1- 1	8- 1				
5- 2	0- 0	0- 0	HOME	0- 0	1- 1	4- 1				
4- 1	0- 0	0- 0	AWAY	0- 1	0- 0	4- 0				
0- 0	0- 0	0- 0	NEUTRAL	0- 0	0- 0	0- 0				
2- 0	0- 0	0- 0	CONFERENCE	0- 0	1- 0	1- 0				
0- 0	0- 0	0- 0	HOME	0- 0	0- 0	0- 0				
2- 0	0- 0	0- 0	AWAY	0- 0	1- 0	1- 0				
0- 0	0- 0	0- 0	NEUTRAL	0- 0	0- 0	0- 0				

RPI 1-25			RPI 26-50			RPI 51-100			RPI 101+			Team's RPI: 139
RPI	S	Opponent	Score	RPI	S	Opponent	Score	RPI	S	Opponent	Score	
						69	A St. John's (NY)	71	82	103	H Holy Cross	75 72
										115	H Providence	63 72
										120	A Duquesne	81 77
										170	A Iona	65 51
										196	H Merrimack	64 79
										200	A Boston U.	58 45
										256	H Brown	95 42
										266	A UMass Lowell	74 58
										281	A St. Bonaventure	62 52
										289	A Vermont	83 49
										310	H Siena	61 55
										322	H New Hampshire	67 65
										341	H Hartford	74 48
LAST 10 Division I												
120	A	Duquesne	81 77	281	A	St. Bonaventure	62 52					
170	A	Iona	65 51	322	H	New Hampshire	67 65					
310	H	Siena	61 55	289	A	Vermont	83 49					
200	A	Boston U.	58 45	69	A	St. John's (NY)	71 82					
103	H	Holy Cross	75 72	256	H	Brown	95 42					

Non-Div I Games: Southern Conn. St. 86 43

Massachusetts

Loss, Non-Conf, S Site, H Home A Away N Neutral

Average RPI Win: 222	WON-LOST	WINNING	LAST 10	STRENGTH OF	OPP. STRENGTH	TEAM	ADJ.	CONF.	ADJ CONF.
Average RPI Loss: 89	RECORD	PCT. RANK	GAMES	SCHEDULE	OF SCHEDULE	RPI	RPI	RPI	RPI
DIV. I ONLY	8- 8	166	5-5	65	137	140	140	8	8
DIV. I NON-CONF.	7- 7	163	4-4	78	165	133	133	8	8
TOTALS	RPI 1-25	RPI 26-50	W-L RECORDS	RPI 51-100	RPI 101-150	RPI 150+			
8- 8	0- 1	1- 2	OVERALL	0- 2	0- 1	7- 2			
6- 2	0- 0	1- 1	HOME	0- 1	0- 0	5- 0			
0- 4	0- 1	0- 1	AWAY	0- 0	0- 1	0- 1			
2- 2	0- 0	0- 0	NEUTRAL	0- 1	0- 0	2- 1			
7- 7	0- 1	1- 2	NON-CONFERENCE	0- 1	0- 1	6- 2			
5- 1	0- 0	1- 1	HOME	0- 0	0- 0	4- 0			
0- 4	0- 1	0- 1	AWAY	0- 0	0- 1	0- 1			
2- 2	0- 0	0- 0	NEUTRAL	0- 1	0- 0	2- 1			
1- 1	0- 0	0- 0	CONFERENCE	0- 1	0- 0	1- 0			
1- 1	0- 0	0- 0	HOME	0- 1	0- 0	1- 0			
0- 0	0- 0	0- 0	AWAY	0- 0	0- 0	0- 0			
0- 0	0- 0	0- 0	NEUTRAL	0- 0	0- 0	0- 0			

RPI 1-25				RPI 26-50				RPI 51-100				RPI 101+ Team's RPI: 140			
RPI	S	Opponent	Score	RPI	S	Opponent	Score	RPI	S	Opponent	Score	RPI	S	Opponent	Score
14	A	Texas A&M	43 72	31	A	Georgia Tech	38 69	57	H	Temple	58 61	141	A	Fordham	54 63
				36	H	FGCU	45 57	58	N	Syracuse	62 87	157	H	Southern Miss.	75 60
				41	H	Oklahoma	85 69					180	H	Memphis	75 65
												185	N	San Francisco	57 80
												186	A	New Mexico	71 81
												228	H	Louisiana Tech	67 53
												234	H	Southeastern La.	78 65
												299	N	California Baptist	96 75
												306	H	Houston Baptist	82 60
												329	N	Hofstra	54 44
LAST 10 Division I															
180	H	Memphis	75 65	57	H	Temple	58 61								
141	A	Fordham	54 63	228	H	Louisiana Tech	67 53								
329	N	Hofstra	54 44	36	H	FGCU	45 57								
157	H	Southern Miss.	75 60	185	N	San Francisco	57 80								
14	A	Texas A&M	43 72	299	N	California Baptist	96 75								

Non-Div I Games:

Houston

 Loss,
 Non-Conf,
S Site,
 Home
 Away
N Neutral

Average RPI Win:	174	WON-LOST	WINNING	LAST 10	STRENGTH OF	OPP. STRENGTH	TEAM	ADJ.	CONF.	ADJ CONF.
Average RPI Loss:	112	RECORD	PCT. RANK	GAMES	SCHEDULE	OF SCHEDULE	RPI	RPI	RPI	RPI
DIV. I ONLY	9- 6	115	8-2	192	72	141	141	12	12	
DIV. I NON-CONF.	8- 5	117	7-1	161	67	119	119	12	12	
TOTALS	RPI 1-25	RPI 26-50	W-L RECORDS	RPI 51-100	RPI 101-150	RPI 150+				
9- 6	0- 0	1- 1	OVERALL	1- 2	1- 1	6- 2				
6- 2	0- 0	0- 0	HOME	0- 2	1- 0	5- 0				
2- 3	0- 0	1- 0	AWAY	0- 0	0- 1	1- 2				
1- 1	0- 0	0- 1	NEUTRAL	1- 0	0- 0	0- 0				
8- 5	0- 0	1- 1	NON-CONFERENCE	1- 2	1- 0	5- 2				
5- 2	0- 0	0- 0	HOME	0- 2	1- 0	4- 0				
2- 2	0- 0	1- 0	AWAY	0- 0	0- 0	1- 2				
1- 1	0- 0	0- 1	NEUTRAL	1- 0	0- 0	0- 0				
1- 1	0- 0	0- 0	CONFERENCE	0- 0	0- 1	1- 0				
1- 0	0- 0	0- 0	HOME	0- 0	0- 0	1- 0				
0- 1	0- 0	0- 0	AWAY	0- 0	0- 1	0- 0				
0- 0	0- 0	0- 0	NEUTRAL	0- 0	0- 0	0- 0				

RPI S	Opponent	Score	RPI S	Opponent	Score	RPI S	Opponent	Score	RPI S	Opponent	Score	Team's RPI: 141
43 N	Arkansas	59 71	45 A	Charlotte	76 51	54 H	Villanova	66 73	107 A	Davidson	62 74	
						85 N	Lehigh	59 57	140 H	Houston	63 54	
						100 H	Notre Dame	55 60	155 H	Samford	68 37	
									162 A	Columbia	51 70	
									197 H	Northeastern	74 58	
									206 H	Georgetown	67 54	
									208 A	Penn St.	59 72	
									226 H	Southern U.	65 52	
									235 A	Manhattan	51 45	
									281 H	St. Bonaventure	79 53	
LAST 10 Division I												
281 H	St. Bonaventure	79 53	107 A	Davidson	62 74							
140 H	Houston	63 54	235 A	Manhattan	51 45							
155 H	Samford	68 37	85 N	Lehigh	59 57							
226 H	Southern U.	65 52	43 N	Arkansas	59 71							
206 H	Georgetown	67 54	45 A	Charlotte	76 51							

Non-Div I Games:

Fordham

 Loss,
 Non-Conf,
 S Site,
 H Home
 A Away
N Neutral

Average RPI Win:	178	WON-LOST	WINNING	LAST 10	STRENGTH OF	OPP. STRENGTH	TEAM	ADJ.	CONF.	ADJ CONF.
Average RPI Loss:	79	RECORD	PCT. RANK	GAMES	SCHEDULE	OF SCHEDULE	RPI	RPI	RPI	RPI
DIV. I ONLY	7- 8	186	4-6	82	40	142	142	17	17	
DIV. I NON-CONF.	5- 7	205	2-5	51	21	114	114	17	17	
TOTALS	RPI 1-25	RPI 26-50	W-L RECORDS	RPI 51-100	RPI 101-150	RPI 150+				
7- 8	0- 2	1- 2	OVERALL	1- 2	0- 1	5- 1				
3- 5	0- 1	0- 2	HOME	0- 1	0- 1	3- 0				
2- 2	0- 0	1- 0	AWAY	0- 1	0- 0	1- 1				
2- 1	0- 1	0- 0	NEUTRAL	1- 0	0- 0	1- 0				
5- 7	0- 2	1- 2	NON-CONFERENCE	1- 2	0- 0	3- 1				
1- 4	0- 1	0- 2	HOME	0- 1	0- 0	1- 0				
2- 2	0- 0	1- 0	AWAY	0- 1	0- 0	1- 1				
2- 1	0- 1	0- 0	NEUTRAL	1- 0	0- 0	1- 0				
2- 1	0- 0	0- 0	CONFERENCE	0- 0	0- 1	2- 0				
2- 1	0- 0	0- 0	HOME	0- 0	0- 1	2- 0				
0- 0	0- 0	0- 0	AWAY	0- 0	0- 0	0- 0				
0- 0	0- 0	0- 0	NEUTRAL	0- 0	0- 0	0- 0				

RPI S	Opponent	Score	RPI S	Opponent	Score	RPI S	Opponent	Score	RPI S	Opponent	Score	Team's RPI: 142
9	H DePaul	65 76	32	H Marquette	47 60	58	N Syracuse	79 73	127	H Wright St.	58 70	
12	N Mississippi St.	58 83	34	A Central Mich.	111 105	61	A Marist	60 72	176	N Bowling Green	73 54	
			39	H South Dakota	60 66	97	H South Dakota St.	55 60	178	H Missouri	72 64	
									216	H Northern Ky.	65 44	
									241	H Milwaukee	61 48	
									254	A Maine	60 61	
									346	A Chicago St.	102 46	
LAST 10 Division I												
127	H Wright St.	58 70	241	H Milwaukee	61 48							
216	H Northern Ky.	65 44	9	H DePaul	65 76							
97	H South Dakota St.	55 60	58	N Syracuse	79 73							
61	A Marist	60 72	12	N Mississippi St.	58 83							
254	A Maine	60 61	176	N Bowling Green	73 54							

Non-Div I Games:

Green Bay

■ Loss,
■ Non-Conf,
■ S Site,
■ H Home
■ A Away
N Neutral

Average RPI Win:	239	WON-LOST	WINNING	LAST 10	STRENGTH OF	OPP. STRENGTH	TEAM	ADJ.	CONF.	ADJ CONF.
Average RPI Loss:	31	RECORD	PCT. RANK	GAMES	SCHEDULE	OF SCHEDULE	RPI	RPI	RPI	RPI
DIV. I ONLY	10- 5	83	6-4	240	57	143	143	4	4	
DIV. I NON-CONF.	9- 4	84	5-3	309	72	183	183	4	4	
TOTALS	RPI 1-25	RPI 26-50	W-L RECORDS	RPI 51-100	RPI 101-150	RPI 150+				
10- 5	0- 3	0- 0	OVERALL	1- 2	1- 0	8- 0				
7- 2	0- 2	0- 0	HOME	1- 0	1- 0	5- 0				
2- 2	0- 1	0- 0	AWAY	0- 1	0- 0	2- 0				
1- 1	0- 0	0- 0	NEUTRAL	0- 1	0- 0	1- 0				
9- 4	0- 2	0- 0	NON-CONFERENCE	0- 2	1- 0	8- 0				
6- 2	0- 2	0- 0	HOME	0- 0	1- 0	5- 0				
2- 1	0- 0	0- 0	AWAY	0- 1	0- 0	2- 0				
1- 1	0- 0	0- 0	NEUTRAL	0- 1	0- 0	1- 0				
1- 1	0- 1	0- 0	CONFERENCE	1- 0	0- 0	0- 0				
1- 0	0- 0	0- 0	HOME	1- 0	0- 0	0- 0				
0- 1	0- 1	0- 0	AWAY	0- 0	0- 0	0- 0				
0- 0	0- 0	0- 0	NEUTRAL	0- 0	0- 0	0- 0				

RPI	S	Opponent	Score	RPI	S	Opponent	Score	RPI	S	Opponent	Score	RPI	S	Opponent	Score	Team's RPI: 143
10	H	Indiana	49 73					53	A	Kansas	66 76	107	H	Davidson	55 50	
11	H	Florida St.	55 66					60	H	Vanderbilt	68 60	155	H	Samford	84 48	
12	A	Mississippi St.	47 93					67	N	Wake Forest	68 73	243	H	Longwood	71 54	
												246	N	Xavier	67 64	
												300	H	Presbyterian	60 46	
												302	A	Prairie View	51 44	
												313	H	Mercer	71 50	
												316	A	Grambling	72 65	
												351	H	Florida A&M	84 40	
LAST 10 Division I																
12	A	Mississippi St.	47 93	60	H	Vanderbilt	68 60	53	A	Kansas	66 76	11	H	Florida St.	55 66	
107	H	Davidson	55 50	302	A	Prairie View	51 44									
67	N	Wake Forest	68 73	351	H	Florida A&M	84 40									
246	N	Xavier	67 64													
313	H	Mercer	71 50													

Non-Div I Games:

Florida

■ Loss,
■ Non-Conf, S Site,
■ Home
■ Away
N Neutral

Average RPI Win:	211	WON-LOST	WINNING	LAST 10	STRENGTH OF	OPP. STRENGTH	TEAM	ADJ.	CONF.	ADJ CONF.
Average RPI Loss:	59	RECORD	PCT. RANK	GAMES	SCHEDULE	OF SCHEDULE	RPI	RPI	RPI	RPI
DIV. I ONLY	10- 5	83	7-3	241	45	144	144	8	8	
DIV. I NON-CONF.	9- 4	84	6-2	274	39	161	161	8	8	
TOTALS	RPI 1-25	RPI 26-50	W-L RECORDS	RPI 51-100	RPI 101-150	RPI 150+				
10- 5	0- 2	0- 0	OVERALL	1- 2	0- 1	9- 0				
7- 2	0- 1	0- 0	HOME	1- 1	0- 0	6- 0				
3- 1	0- 0	0- 0	AWAY	0- 0	0- 1	3- 0				
0- 2	0- 1	0- 0	NEUTRAL	0- 1	0- 0	0- 0				
9- 4	0- 2	0- 0	NON-CONFERENCE	1- 2	0- 0	8- 0				
7- 2	0- 1	0- 0	HOME	1- 1	0- 0	6- 0				
2- 0	0- 0	0- 0	AWAY	0- 0	0- 0	2- 0				
0- 2	0- 1	0- 0	NEUTRAL	0- 1	0- 0	0- 0				
1- 1	0- 0	0- 0	CONFERENCE	0- 0	0- 1	1- 0				
0- 0	0- 0	0- 0	HOME	0- 0	0- 0	0- 0				
1- 1	0- 0	0- 0	AWAY	0- 0	0- 1	1- 0				
0- 0	0- 0	0- 0	NEUTRAL	0- 0	0- 0	0- 0				

RPI 1-25				RPI 26-50				RPI 51-100				RPI 101+ Team's RPI: 144			
RPI	S	Opponent	Score	RPI	S	Opponent	Score	RPI	S	Opponent	Score	RPI	S	Opponent	Score
13	N	Iowa	61 69					68	H	Saint Louis	50 60	101	A	South Fla.	68 76
24	H	Ohio St.	73 78					81	H	Ball St.	63 56	161	A	VCU	58 56
								89	N	Bucknell	48 56	163	H	Miami (OH)	98 68
												164	H	Utah	68 62
												180	A	Memphis	73 66
												219	H	Chattanooga	72 53
												246	A	Xavier	85 78
												260	H	Alabama A&M	62 47
												293	H	Pittsburgh	69 53
												339	H	Coppin St.	86 40
LAST 10 Division I															
				101	A	South Fla.	68 76	180	A	Memphis	73 66				
				339	H	Coppin St.	86 40	163	H	Miami (OH)	98 68				
				293	H	Pittsburgh	69 53	161	A	VCU	58 56				
				260	H	Alabama A&M	62 47	89	N	Bucknell	48 56				
				246	A	Xavier	85 78	13	N	Iowa	61 69				

Non-Div I Games:

Cincinnati

Average RPI Win:	245	WON-LOST	WINNING	LAST 10	STRENGTH OF	OPP. STRENGTH	TEAM	ADJ.	CONF.	ADJ CONF.
Average RPI Loss:	89	RECORD	PCT. RANK	GAMES	SCHEDULE	OF SCHEDULE	RPI	RPI	RPI	RPI
DIV. I ONLY	7- 4	102	7-3	233	257	145	145	20	20	
DIV. I NON-CONF.	7- 2	56	7-1	250	290	81	81	21	21	
TOTALS	RPI 1-25	RPI 26-50	W-L RECORDS	RPI 51-100	RPI 101-150	RPI 150+				
7- 4	0- 1	0- 0	OVERALL	1- 1	0- 2	6- 0				
2- 2	0- 0	0- 0	HOME	1- 1	0- 1	1- 0				
4- 2	0- 1	0- 0	AWAY	0- 0	0- 1	4- 0				
1- 0	0- 0	0- 0	NEUTRAL	0- 0	0- 0	1- 0				
7- 2	0- 1	0- 0	NON-CONFERENCE	1- 0	0- 1	6- 0				
2- 0	0- 0	0- 0	HOME	1- 0	0- 0	1- 0				
4- 2	0- 1	0- 0	AWAY	0- 0	0- 1	4- 0				
1- 0	0- 0	0- 0	NEUTRAL	0- 0	0- 0	1- 0				
0- 2	0- 0	0- 0	CONFERENCE	0- 1	0- 1	0- 0				
0- 2	0- 0	0- 0	HOME	0- 1	0- 1	0- 0				
0- 0	0- 0	0- 0	AWAY	0- 0	0- 0	0- 0				
0- 0	0- 0	0- 0	NEUTRAL	0- 0	0- 0	0- 0				

RPI 1-25				RPI 26-50				RPI 51-100				RPI 101+ Team's RPI: 145			
RPI	S	Opponent	Score	RPI	S	Opponent	Score	RPI	S	Opponent	Score	RPI	S	Opponent	Score
21	A	Kentucky	52 81					64	H	UT Martin	61 69	132	H	Southeast Mo. St.	66 79
								82	H	Illinois St.	77 72	138	A	Illinois	62 76
												151	N	Binghamton	80 63
												219	A	Chattanooga	50 49
												260	A	Alabama A&M	67 61
												323	A	FIU	58 56
												333	H	Evansville	80 64
												347	A	Mississippi Val.	100 82
LAST 10 Division I															
132	H	Southeast Mo. St.	66 79	64	H	UT Martin	61 69								
82	H	Illinois St.	77 72	21	A	Kentucky	52 81								
323	A	FIU	58 56	219	A	Chattanooga	50 49								
151	N	Binghamton	80 63	333	H	Evansville	80 64								
260	A	Alabama A&M	67 61	347	A	Mississippi Val.	100 82								

Non-Div I Games: Christian Bros. 82 62 Ky. Wesleyan 103 70

Austin Peay

Average RPI Win:	203	WON-LOST	WINNING	LAST 10	STRENGTH OF	OPP. STRENGTH	TEAM	ADJ.	CONF.	ADJ CONF.
Average RPI Loss:	118	RECORD	PCT. RANK	GAMES	SCHEDULE	OF SCHEDULE	RPI	RPI	RPI	RPI
DIV. I ONLY	5- 7	214	4-6	44	204	146	146	26	26	
DIV. I NON-CONF.	5- 7	205	4-6	50	209	143	143	26	26	
TOTALS	RPI 1-25	RPI 26-50	W-L RECORDS	RPI 51-100	RPI 101-150	RPI 150+				
5- 7	0- 2	0- 0	OVERALL	2- 2	0- 1	3- 2				
3- 4	0- 1	0- 0	HOME	1- 2	0- 0	2- 1				
2- 3	0- 1	0- 0	AWAY	1- 0	0- 1	1- 1				
0- 0	0- 0	0- 0	NEUTRAL	0- 0	0- 0	0- 0				
5- 7	0- 2	0- 0	NON-CONFERENCE	2- 2	0- 1	3- 2				
3- 4	0- 1	0- 0	HOME	1- 2	0- 0	2- 1				
2- 3	0- 1	0- 0	AWAY	1- 0	0- 1	1- 1				
0- 0	0- 0	0- 0	NEUTRAL	0- 0	0- 0	0- 0				
0- 0	0- 0	0- 0	CONFERENCE	0- 0	0- 0	0- 0				
0- 0	0- 0	0- 0	HOME	0- 0	0- 0	0- 0				
0- 0	0- 0	0- 0	AWAY	0- 0	0- 0	0- 0				
0- 0	0- 0	0- 0	NEUTRAL	0- 0	0- 0	0- 0				

RPI 1-25				RPI 26-50				RPI 51-100				RPI 101+ Team's RPI: 146			
RPI	S	Opponent	Score	RPI	S	Opponent	Score	RPI	S	Opponent	Score	RPI	S	Opponent	Score
5	A	Oregon St.	32 64					66	A	Washington	62 50	126	A	Idaho	52 67
16	H	NC State	59 68					71	H	Texas	73 60	227	H	North Texas	60 66
								77	H	Texas Southern	57 74	261	A	Pepperdine	52 51
								93	H	Penn	55 70	283	A	LMU (CA)	51 65
												291	H	San Diego St.	61 58
												327	H	UTSA	62 50
LAST 10 Division I															
126	A	Idaho	52 67	93	H	Penn	55 70	227	H	North Texas	60 66				
66	A	Washington	62 50	77	H	Texas Southern	57 74	327	H	UTSA	62 50				
5	A	Oregon St.	32 64	261	A	Pepperdine	52 51								
71	H	Texas	73 60												
16	H	NC State	59 68												

Non-Div I Games: Hope Int'l 86 49

Hawaii

Bethune-Cookman

Through Games Of Jan. 8, 2020

Average RPI Win:	264	WON-LOST	WINNING	LAST 10	STRENGTH OF	OPP. STRENGTH	TEAM	ADJ.	CONF.	ADJ CONF.
Average RPI Loss:	96	RECORD	PCT. RANK	GAMES	SCHEDULE	OF SCHEDULE	RPI	RPI	RPI	RPI
DIV. I ONLY	7- 5	125	5-5	247	222	147	147	30	30	
DIV. I NON-CONF.	6- 4	122	4-4	271	203	160	160	31	31	
TOTALS	RPI 1-25	RPI 26-50	W-L RECORDS	RPI 51-100	RPI 101-150	RPI 150+				
7- 5	0- 0	0- 1	OVERALL	0- 2	0- 1	7- 1				
1- 2	0- 0	0- 1	HOME	0- 1	0- 0	1- 0				
5- 3	0- 0	0- 0	AWAY	0- 1	0- 1	5- 1				
1- 0	0- 0	0- 0	NEUTRAL	0- 0	0- 0	1- 0				
6- 4	0- 0	0- 1	NON-CONFERENCE	0- 2	0- 1	6- 0				
1- 2	0- 0	0- 1	HOME	0- 1	0- 0	1- 0				
4- 2	0- 0	0- 0	AWAY	0- 1	0- 1	4- 0				
1- 0	0- 0	0- 0	NEUTRAL	0- 0	0- 0	1- 0				
1- 1	0- 0	0- 0	CONFERENCE	0- 0	0- 0	1- 1				
0- 0	0- 0	0- 0	HOME	0- 0	0- 0	0- 0				
1- 1	0- 0	0- 0	AWAY	0- 0	0- 0	1- 1				
0- 0	0- 0	0- 0	NEUTRAL	0- 0	0- 0	0- 0				

RPI 1-25				RPI 26-50				RPI 51-100				RPI 101+ Team's RPI: 147			
RPI	S	Opponent	Score	RPI	S	Opponent	Score	RPI	S	Opponent	Score	RPI	S	Opponent	Score
				34	H	Central Mich.	67 92	62	H	Troy	62 68	118	A	Auburn	56 74
								79	A	Alabama	49 60	189	A	Norfolk St.	51 61
												195	A	Howard	75 59
												214	A	Jacksonville	53 52
												230	A	Stetson	59 55
												270	N	Appalachian St.	61 44
												273	H	Ga. Southern	75 57
												323	A	FIU	65 60
												343	A	Charleston So.	81 41
LAST 10 Division I															
				189	A	Norfolk St.	51 61	195	A	Howard	75 59				
				34	H	Central Mich.	67 92	118	A	Auburn	56 74				
				230	A	Stetson	59 55	214	A	Jacksonville	53 52				
				270	N	Appalachian St.	61 44	62	H	Troy	62 68				
				79	A	Alabama	49 60	343	A	Charleston So.	81 41				

Non-Div I Games: Edward Waters 79 46 Palm Beach Atl. 68 45

Bethune-Cookman

Loss, Non-Conf, S Site, H Home A Away N Neutral

Average RPI Win:	209	WON-LOST	WINNING	LAST 10	STRENGTH OF	OPP. STRENGTH	TEAM	ADJ.	CONF.	ADJ CONF.
Average RPI Loss:	72	RECORD	PCT. RANK	GAMES	SCHEDULE	OF SCHEDULE	RPI	RPI	RPI	RPI
DIV. I ONLY	8- 7	162	5-5	172	18	148	148	8	8	
DIV. I NON-CONF.	8- 5	117	5-3	230	26	139	139	8	8	
TOTALS	RPI 1-25	RPI 26-50	W-L RECORDS	RPI 51-100	RPI 101-150	RPI 150+				
8- 7	0- 4	1- 1	OVERALL	0- 0	1- 1	6- 1				
6- 2	0- 0	1- 1	HOME	0- 0	0- 1	5- 0				
1- 4	0- 3	0- 0	AWAY	0- 0	0- 0	1- 1				
1- 1	0- 1	0- 0	NEUTRAL	0- 0	1- 0	0- 0				
8- 5	0- 3	1- 1	NON-CONFERENCE	0- 0	1- 0	6- 1				
6- 1	0- 0	1- 1	HOME	0- 0	0- 0	5- 0				
1- 3	0- 2	0- 0	AWAY	0- 0	0- 0	1- 1				
1- 1	0- 1	0- 0	NEUTRAL	0- 0	1- 0	0- 0				
0- 2	0- 1	0- 0	CONFERENCE	0- 0	0- 1	0- 0				
0- 1	0- 0	0- 0	HOME	0- 0	0- 1	0- 0				
0- 1	0- 1	0- 0	AWAY	0- 0	0- 0	0- 0				
0- 0	0- 0	0- 0	NEUTRAL	0- 0	0- 0	0- 0				

RPI	S	Opponent	Score	RPI	S	Opponent	Score	RPI	S	Opponent	Score	RPI	S	Opponent	Score	Team's RPI: 148
1	A	UConn	55 83	41	H	Oklahoma	88 83					112	N	Montana St.	66 64	
2	A	Missouri St.	55 68	46	H	UNI	50 61					149	H	Tulane	56 61	
17	A	Creighton	46 56									168	H	Eastern Mich.	63 52	
19	N	Virginia Tech	63 84									226	H	Southern U.	69 63	
												228	A	Louisiana Tech	88 80	
												269	A	Oral Roberts	66 79	
												274	H	Ark.-Pine Bluff	100 50	
												306	H	Houston Baptist	59 42	
												316	H	Grambling	77 65	
LAST 10 Division I																
1	A	UConn	55 83	149	H	Tulane	56 61									
316	H	Grambling	77 65	17	A	Creighton	46 56									
19	N	Virginia Tech	63 84	168	H	Eastern Mich.	63 52									
112	N	Montana St.	66 64	2	A	Missouri St.	55 68									
274	H	Ark.-Pine Bluff	100 50	41	H	Oklahoma	88 83									

Non-Div I Games:

Wichita St.

■ Loss,
 ■ Non-Conf,
 ■ S Site,
 ■ H Home
 ■ A Away
 N Neutral

Average RPI Win:	189	WON-LOST	WINNING	LAST 10	STRENGTH OF	OPP. STRENGTH	TEAM	ADJ.	CONF.	ADJ CONF.
Average RPI Loss:	85	RECORD	PCT. RANK	GAMES	SCHEDULE	OF SCHEDULE	RPI	RPI	RPI	RPI
DIV. I ONLY	7- 8	186	4-6	59	124	149	149	8	8	
DIV. I NON-CONF.	5- 8	221	2-6	49	130	167	167	8	8	
TOTALS	RPI 1-25	RPI 26-50	W-L RECORDS	RPI 51-100	RPI 101-150	RPI 150+				
7- 8	0- 0	0- 4	OVERALL	1- 3	1- 0	5- 1				
4- 6	0- 0	0- 3	HOME	0- 2	0- 0	4- 1				
3- 0	0- 0	0- 0	AWAY	1- 0	1- 0	1- 0				
0- 2	0- 0	0- 1	NEUTRAL	0- 1	0- 0	0- 0				
5- 8	0- 0	0- 4	NON-CONFERENCE	1- 3	0- 0	4- 1				
3- 6	0- 0	0- 3	HOME	0- 2	0- 0	3- 1				
2- 0	0- 0	0- 0	AWAY	1- 0	0- 0	1- 0				
0- 2	0- 0	0- 1	NEUTRAL	0- 1	0- 0	0- 0				
2- 0	0- 0	0- 0	CONFERENCE	0- 0	1- 0	1- 0				
1- 0	0- 0	0- 0	HOME	0- 0	0- 0	1- 0				
1- 0	0- 0	0- 0	AWAY	0- 0	1- 0	0- 0				
0- 0	0- 0	0- 0	NEUTRAL	0- 0	0- 0	0- 0				

RPI 1-25			RPI 26-50			RPI 51-100			RPI 101+			Team's RPI: 149			
RPI	S	Opponent	Score	RPI	S	Opponent	Score	RPI	S	Opponent	Score	RPI	S	Opponent	Score
				29	H	Colorado	52 62	66	A	Washington	64 62	148	A	Wichita St.	61 56
				45	N	Charlotte	56 60	77	H	Texas Southern	62 72	157	A	Southern Miss.	62 58
				47	H	LSU	54 59	79	H	Alabama	56 66	207	H	Jackson St.	82 46
				49	H	Middle Tenn.	62 64	87	N	Boston College	76 89	224	H	Tulsa	64 62
												251	H	Central Ark.	65 38
												263	H	South Alabama	53 62
												273	H	Ga. Southern	56 40
LAST 10 Division I															
				148	A	Wichita St.	61 56	224	H	Tulsa	64 62				
				273	H	Ga. Southern	56 40	157	A	Southern Miss.	62 58				
				29	H	Colorado	52 62	45	N	Charlotte	56 60				
				77	H	Texas Southern	62 72	87	N	Boston College	76 89				
				263	H	South Alabama	53 62	79	H	Alabama	56 66				

Non-Div I Games:

Tulane

Average RPI Win:	268	WON-LOST	WINNING	LAST 10	STRENGTH OF	OPP. STRENGTH	TEAM	ADJ.	CONF.	ADJ CONF.
Average RPI Loss:	87	RECORD	PCT. RANK	GAMES	SCHEDULE	OF SCHEDULE	RPI	RPI	RPI	RPI
DIV. I ONLY	7- 5	125	6-4	197	206	150	150	9	9	
DIV. I NON-CONF.	7- 5	130	6-4	201	210	146	146	9	9	
TOTALS	RPI 1-25	RPI 26-50	W-L RECORDS	RPI 51-100	RPI 101-150	RPI 150+				
7- 5	0- 1	0- 1	OVERALL	0- 0	0- 2	7- 1				
3- 3	0- 0	0- 0	HOME	0- 0	0- 2	3- 1				
4- 2	0- 1	0- 1	AWAY	0- 0	0- 0	4- 0				
0- 0	0- 0	0- 0	NEUTRAL	0- 0	0- 0	0- 0				
7- 5	0- 1	0- 1	NON-CONFERENCE	0- 0	0- 2	7- 1				
3- 3	0- 0	0- 0	HOME	0- 0	0- 2	3- 1				
4- 2	0- 1	0- 1	AWAY	0- 0	0- 0	4- 0				
0- 0	0- 0	0- 0	NEUTRAL	0- 0	0- 0	0- 0				
0- 0	0- 0	0- 0	CONFERENCE	0- 0	0- 0	0- 0				
0- 0	0- 0	0- 0	HOME	0- 0	0- 0	0- 0				
0- 0	0- 0	0- 0	AWAY	0- 0	0- 0	0- 0				
0- 0	0- 0	0- 0	NEUTRAL	0- 0	0- 0	0- 0				

RPI 1-25				RPI 26-50				RPI 51-100				RPI 101+ Team's RPI: 150			
RPI	S	Opponent	Score	RPI	S	Opponent	Score	RPI	S	Opponent	Score	RPI	S	Opponent	Score
22	A	West Virginia	62 68	38	A	TCU	49 59					105	H	Colgate	58 62
												120	H	Duquesne	62 72
												151	H	Binghamton	56 59
												217	H	ETSU	71 43
												232	A	Delaware St.	77 51
												264	H	Niagara	82 59
												266	A	UMass Lowell	70 56
												281	A	St. Bonaventure	70 42
												305	A	Albany (NY)	71 51
												309	H	NJIT	68 44
LAST 10 Division I															
22	A	West Virginia	62 68	217	H	ETSU	71 43								
281	A	St. Bonaventure	70 42	232	A	Delaware St.	77 51								
120	H	Duquesne	62 72	264	H	Niagara	82 59								
151	H	Binghamton	56 59	309	H	NJIT	68 44								
266	A	UMass Lowell	70 56	105	H	Colgate	58 62								

Non-Div I Games:

Cornell

■ Loss,
 ■ Non-Conf, S Site,
 ■ Home
 ■ Away
 N Neutral

Average RPI Win: 264		WON-LOST	WINNING	LAST 10	STRENGTH OF	OPP. STRENGTH	TEAM	ADJ.	CONF.	ADJ CONF.
Average RPI Loss: 159		RECORD	PCT. RANK	GAMES	SCHEDULE	OF SCHEDULE	RPI	RPI	RPI	RPI
DIV. I ONLY		11- 3	39	7-3	335	164	151	151	28	28
DIV. I NON-CONF.		10- 2	31	6-2	332	128	128	128	29	29
TOTALS	RPI 1-25	RPI 26-50		W-L RECORDS	RPI 51-100		RPI 101-150		RPI 150+	
11- 3	0- 0	0- 1		OVERALL	0- 0		1- 1		10- 1	
5- 0	0- 0	0- 0		HOME	0- 0		0- 0		5- 0	
5- 2	0- 0	0- 1		AWAY	0- 0		1- 0		4- 1	
1- 1	0- 0	0- 0		NEUTRAL	0- 0		0- 1		1- 0	
10- 2	0- 0	0- 1		NON-CONFERENCE	0- 0		1- 1		9- 0	
5- 0	0- 0	0- 0		HOME	0- 0		0- 0		5- 0	
4- 1	0- 0	0- 1		AWAY	0- 0		1- 0		3- 0	
1- 1	0- 0	0- 0		NEUTRAL	0- 0		0- 1		1- 0	
1- 1	0- 0	0- 0		CONFERENCE	0- 0		0- 0		1- 1	
0- 0	0- 0	0- 0		HOME	0- 0		0- 0		0- 0	
1- 1	0- 0	0- 0		AWAY	0- 0		0- 0		1- 1	
0- 0	0- 0	0- 0		NEUTRAL	0- 0		0- 0		0- 0	

RPI 1-25				RPI 26-50				RPI 51-100				RPI 101+				Team's RPI: 151	
RPI	S	Opponent	Score	RPI	S	Opponent	Score	RPI	S	Opponent	Score	RPI	S	Opponent	Score		
				28	A	Miami (FL)	56 79					145	N	Austin Peay	63 80		
												150	A	Cornell	59 56		
												168	H	Eastern Mich.	78 67		
												232	A	Delaware St.	75 66		
												244	H	Lafayette	74 64		
												264	H	Niagara	74 55		
												281	H	St. Bonaventure	78 67		
												304	A	UMBC	61 43		
												305	A	Albany (NY)	53 56		
												309	H	NJIT	75 40		
												310	A	Siena	89 62		
												316	N	Grambling	88 67		
												331	A	Fairleigh Dickinson	60 48		
LAST 10 Division I																	
				305	A	Albany (NY)	53 56	304	A	UMBC	61 43						
				309	H	NJIT	75 40	150	A	Cornell	59 56						
				316	N	Grambling	88 67	168	H	Eastern Mich.	78 67						
				145	N	Austin Peay	63 80	281	H	St. Bonaventure	78 67						
				28	A	Miami (FL)	56 79	331	A	Fairleigh Dickinson	60 48						

Non-Div I Games:	Bloomsburg	70	45
------------------	------------	----	----

Binghamton

Loss, Non-Conf, S Site, H Home A Away N Neutral

Average RPI Win:	262	WON-LOST	WINNING	LAST 10	STRENGTH OF	OPP. STRENGTH	TEAM	ADJ.	CONF.	ADJ CONF.
Average RPI Loss:	81	RECORD	PCT. RANK	GAMES	SCHEDULE	OF SCHEDULE	RPI	RPI	RPI	RPI
DIV. I ONLY	6- 5	146	6-4	134	296	152	152	21	21	
DIV. I NON-CONF.	3- 4	201	3-3	34	289	125	125	19	19	
TOTALS	RPI 1-25	RPI 26-50	W-L RECORDS	RPI 51-100	RPI 101-150	RPI 150+				
6- 5	0- 0	0- 2	OVERALL	0- 1	0- 2	6- 0				
2- 3	0- 0	0- 1	HOME	0- 0	0- 2	2- 0				
4- 1	0- 0	0- 1	AWAY	0- 0	0- 0	4- 0				
0- 1	0- 0	0- 0	NEUTRAL	0- 1	0- 0	0- 0				
3- 4	0- 0	0- 2	NON-CONFERENCE	0- 1	0- 1	3- 0				
1- 2	0- 0	0- 1	HOME	0- 0	0- 1	1- 0				
2- 1	0- 0	0- 1	AWAY	0- 0	0- 0	2- 0				
0- 1	0- 0	0- 0	NEUTRAL	0- 1	0- 0	0- 0				
3- 1	0- 0	0- 0	CONFERENCE	0- 0	0- 1	3- 0				
1- 1	0- 0	0- 0	HOME	0- 0	0- 1	1- 0				
2- 0	0- 0	0- 0	AWAY	0- 0	0- 0	2- 0				
0- 0	0- 0	0- 0	NEUTRAL	0- 0	0- 0	0- 0				

RPI S	Opponent	Score	RPI S	Opponent	Score	RPI S	Opponent	Score	RPI S	Opponent	Score	Team's RPI: 152
35	H Arizona	42 77	92	N Santa Clara	58 68	116	H Fresno St.	63 76				
39	A South Dakota	64 96				124	H Northern Colo.	58 67				
						160	H Southern Utah	81 74				
						215	A Cal St. Fullerton	71 69				
						247	A Northern Ariz.	79 71				
						258	H Grand Canyon	72 67				
						344	A Utah Valley	63 52				
						350	A Sacramento St.	64 60				
LAST 10 Division I												
160	H Southern Utah	81 74	124	H Northern Colo.	58 67							
350	A Sacramento St.	64 60	215	A Cal St. Fullerton	71 69							
247	A Northern Ariz.	79 71	92	N Santa Clara	58 68							
39	A South Dakota	64 96	35	H Arizona	42 77							
344	A Utah Valley	63 52	258	H Grand Canyon	72 67							

Non-Div I Games: Mont. St.-Northern 98 45 Mont. St. Billings 70 53

Montana

SFA				Through Games Of Jan. 8, 2020						
Average RPI Win:	276	WON-LOST	WINNING	LAST 10	STRENGTH OF	OPP. STRENGTH	TEAM	ADJ.	CONF.	ADJ CONF.
Average RPI Loss:	63	RECORD	PCT. RANK	GAMES	SCHEDULE	OF SCHEDULE	RPI	RPI	RPI	RPI
DIV. I ONLY	8- 3	65	7-3	322	154	153	153	25	25	
DIV. I NON-CONF.	4- 2	90	3-2	261	163	137	137	24	24	
TOTALS	RPI 1-25	RPI 26-50	W-L RECORDS	RPI 51-100	RPI 101-150	RPI 150+				
8- 3	0- 0	0- 1	OVERALL	0- 2	0- 0	8- 0				
3- 1	0- 0	0- 0	HOME	0- 1	0- 0	3- 0				
4- 2	0- 0	0- 1	AWAY	0- 1	0- 0	4- 0				
1- 0	0- 0	0- 0	NEUTRAL	0- 0	0- 0	1- 0				
4- 2	0- 0	0- 1	NON-CONFERENCE	0- 1	0- 0	4- 0				
1- 1	0- 0	0- 0	HOME	0- 1	0- 0	1- 0				
2- 1	0- 0	0- 1	AWAY	0- 0	0- 0	2- 0				
1- 0	0- 0	0- 0	NEUTRAL	0- 0	0- 0	1- 0				
4- 1	0- 0	0- 0	CONFERENCE	0- 1	0- 0	4- 0				
2- 0	0- 0	0- 0	HOME	0- 0	0- 0	2- 0				
2- 1	0- 0	0- 0	AWAY	0- 1	0- 0	2- 0				
0- 0	0- 0	0- 0	NEUTRAL	0- 0	0- 0	0- 0				

RPI 1-25				RPI 26-50				RPI 51-100				RPI 101+ Team's RPI: 153			
RPI	S	Opponent	Score	RPI	S	Opponent	Score	RPI	S	Opponent	Score	RPI	S	Opponent	Score
				41	A	Oklahoma	62 75	55	H	UCF	57 63	224	A	Tulsa	67 63
								94	A	New Orleans	50 53	234	H	Southeastern La.	77 51
												239	A	A&M-Corpus Christi	66 44
												271	N	UC Santa Barbara	67 56
												306	A	Houston Baptist	59 42
												307	A	Nevada	80 65
												308	H	McNeese	82 51
												318	H	Alcorn	67 62
LAST 10 Division I															
				94	A	New Orleans	50 53	239	A	A&M-Corpus Christi	66 44				
				234	H	Southeastern La.	77 51	271	N	UC Santa Barbara	67 56				
				308	H	McNeese	82 51	41	A	Oklahoma	62 75				
				306	A	Houston Baptist	59 42	55	H	UCF	57 63				
				307	A	Nevada	80 65	318	H	Alcorn	67 62				

Non-Div I Games: LSU-Shreveport 75 32 Our Lady of the Lake 75 Cent. Christian (KS) 46

SFA

■ Loss,
 ■ Non-Conf,
 ■ S Site,
 ■ H Home
 ■ A Away
 N Neutral

Average RPI Win:	227	WON-LOST	WINNING	LAST 10	STRENGTH OF	OPP. STRENGTH	TEAM	ADJ.	CONF.	ADJ CONF.
Average RPI Loss:	126	RECORD	PCT. RANK	GAMES	SCHEDULE	OF SCHEDULE	RPI	RPI	RPI	RPI
DIV. I ONLY	6- 6	166	5-5	211	156	154	154	31	31	
DIV. I NON-CONF.	4- 6	212	3-5	153	129	178	178	30	30	
TOTALS	RPI 1-25	RPI 26-50	W-L RECORDS	RPI 51-100	RPI 101-150	RPI 150+				
6- 6	0- 0	0- 2	OVERALL	0- 0	0- 1	6- 3				
2- 2	0- 0	0- 0	HOME	0- 0	0- 0	2- 2				
4- 4	0- 0	0- 2	AWAY	0- 0	0- 1	4- 1				
0- 0	0- 0	0- 0	NEUTRAL	0- 0	0- 0	0- 0				
4- 6	0- 0	0- 2	NON-CONFERENCE	0- 0	0- 1	4- 3				
2- 2	0- 0	0- 0	HOME	0- 0	0- 0	2- 2				
2- 4	0- 0	0- 2	AWAY	0- 0	0- 1	2- 1				
0- 0	0- 0	0- 0	NEUTRAL	0- 0	0- 0	0- 0				
2- 0	0- 0	0- 0	CONFERENCE	0- 0	0- 0	2- 0				
0- 0	0- 0	0- 0	HOME	0- 0	0- 0	0- 0				
2- 0	0- 0	0- 0	AWAY	0- 0	0- 0	2- 0				
0- 0	0- 0	0- 0	NEUTRAL	0- 0	0- 0	0- 0				

RPI 1-25				RPI 26-50				RPI 51-100				RPI 101+				Team's RPI: 154	
RPI	S	Opponent	Score	RPI	S	Opponent	Score	RPI	S	Opponent	Score	RPI	S	Opponent	Score		
				27	A	James Madison	32 59					122	A	Kent St.	81 82		
				38	A	TCU	61 66					162	H	Columbia	59 61		
												187	H	Youngstown St.	58 43		
												189	A	Norfolk St.	69 62		
												196	A	Merrimack	68 62		
												198	A	Rhode Island	59 71		
												205	A	La Salle	71 68		
												209	H	Delaware	62 73		
												246	H	Xavier	71 57		
												338	A	Central Conn. St.	86 56		
LAST 10 Division I																	
				338	A	Central Conn. St.	86 56			196	A	Merrimack	68 62				
				27	A	James Madison	32 59			246	H	Xavier	71 57				
				189	A	Norfolk St.	69 62			122	A	Kent St.	81 82				
				198	A	Rhode Island	59 71			162	H	Columbia	59 61				
				209	H	Delaware	62 73			187	H	Youngstown St.	58 43				

Non-Div I Games: Pitt.-Johnstown 63 30

Robert Morris

■ Loss,
 ■ Non-Conf,
 ■ S Site,
 ■ H Home
 ■ A Away
 N Neutral

Average RPI Win:	246	WON-LOST	WINNING	LAST 10	STRENGTH OF	OPP. STRENGTH	TEAM	ADJ.	CONF.	ADJ CONF.
Average RPI Loss:	108	RECORD	PCT. RANK	GAMES	SCHEDULE	OF SCHEDULE	RPI	RPI	RPI	RPI
DIV. I ONLY	4- 10	271	4-6	46	267	155	155	19	19	
DIV. I NON-CONF.	4- 10	259	4-6	52	273	154	154	20	20	
TOTALS	RPI 1-25	RPI 26-50	W-L RECORDS	RPI 51-100	RPI 101-150	RPI 150+				
4- 10	0- 2	0- 0	OVERALL	0- 3	0- 3	4- 2				
0- 3	0- 0	0- 0	HOME	0- 2	0- 0	0- 1				
3- 7	0- 2	0- 0	AWAY	0- 1	0- 3	3- 1				
1- 0	0- 0	0- 0	NEUTRAL	0- 0	0- 0	1- 0				
4- 10	0- 2	0- 0	NON-CONFERENCE	0- 3	0- 3	4- 2				
0- 3	0- 0	0- 0	HOME	0- 2	0- 0	0- 1				
3- 7	0- 2	0- 0	AWAY	0- 1	0- 3	3- 1				
1- 0	0- 0	0- 0	NEUTRAL	0- 0	0- 0	1- 0				
0- 0	0- 0	0- 0	CONFERENCE	0- 0	0- 0	0- 0				
0- 0	0- 0	0- 0	HOME	0- 0	0- 0	0- 0				
0- 0	0- 0	0- 0	AWAY	0- 0	0- 0	0- 0				
0- 0	0- 0	0- 0	NEUTRAL	0- 0	0- 0	0- 0				

RPI 1-25				RPI 26-50				RPI 51-100				RPI 101+ Team's RPI: 155			
RPI	S	Opponent	Score	RPI	S	Opponent	Score	RPI	S	Opponent	Score	RPI	S	Opponent	Score
11	A	Florida St.	59 88					56	H	Western Ky.	84 88	134	A	UAB	69 76
21	A	Kentucky	49 79					62	H	Troy	65 74	141	A	Fordham	37 68
								64	A	UT Martin	75 80	143	A	Florida	48 84
												183	A	Murray St.	84 56
												190	H	Tennessee Tech	57 72
												194	A	North Ala.	79 63
												257	A	Kennesaw St.	55 60
												276	A	Alabama St.	83 48
												329	N	Hofstra	65 45
LAST 10 Division I															
141	A	Fordham	37 68	329	N	Hofstra	65 45								
183	A	Murray St.	84 56	276	A	Alabama St.	83 48								
56	H	Western Ky.	84 88	194	A	North Ala.	79 63								
21	A	Kentucky	49 79	190	H	Tennessee Tech	57 72								
134	A	UAB	69 76	64	A	UT Martin	75 80								

Non-Div I Games: Montevallo 81 60

Samford

■ Loss,
 ■ Non-Conf,
 ■ S Site,
 ■ H Home
 ■ A Away
 N Neutral

RPI 1-25				RPI 26-50				RPI 51-100				RPI 101+				Team's RPI: 156	
RPI	S	Opponent	Score	RPI	S	Opponent	Score	RPI	S	Opponent	Score	RPI	S	Opponent	Score		
				50	A	Old Dominion	38 75	79	A	Alabama	64 61	113	N	Richmond	69 65		
								91	A	Furman	65 70	174	H	Fla. Atlantic	63 64		
								98	H	Liberty	59 83	189	H	Norfolk St.	56 77		
												203	H	Gardner-Webb	63 58		
												212	H	UNC Asheville	68 59		
												219	A	Chattanooga	84 55		
												223	N	Mt. St. Mary's	68 60		
												262	A	Winthrop	66 72		
												300	A	Presbyterian	71 42		
EAST 10 Division I																	
				203	H	Gardner-Webb	63 58	300	A	Presbyterian	71 42						
				212	H	UNC Asheville	68 59	223	N	Mt. St. Mary's	68 60						
				262	A	Winthrop	66 72	98	H	Liberty	59 83						
				113	N	Richmond	69 65	189	H	Norfolk St.	56 77						
				50	A	Old Dominion	38 75	91	A	Furman	65 70						

Non-Div I Games:

Average RPI Win:	262	WON-LOST	WINNING	LAST 10	STRENGTH OF	OPP. STRENGTH	TEAM	ADJ.	CONF.	ADJ CONF.
Average RPI Loss:	100	RECORD	PCT. RANK	GAMES	SCHEDULE	OF SCHEDULE	RPI	RPI	RPI	RPI
DIV. I ONLY	7- 3	73	7-3	268	197	157	157	13	13	
DIV. I NON-CONF.	6- 3	90	6-3	296	170	184	184	16	16	
TOTALS	RPI 1-25	RPI 26-50	W-L RECORDS	RPI 51-100	RPI 101-150	RPI 150+				
7- 3	0- 1	0- 0	OVERALL	0- 0	0- 2	7- 0				
6- 1	0- 0	0- 0	HOME	0- 0	0- 1	6- 0				
1- 2	0- 1	0- 0	AWAY	0- 0	0- 1	1- 0				
0- 0	0- 0	0- 0	NEUTRAL	0- 0	0- 0	0- 0				
6- 3	0- 1	0- 0	NON-CONFERENCE	0- 0	0- 2	6- 0				
5- 1	0- 0	0- 0	HOME	0- 0	0- 1	5- 0				
1- 2	0- 1	0- 0	AWAY	0- 0	0- 1	1- 0				
0- 0	0- 0	0- 0	NEUTRAL	0- 0	0- 0	0- 0				
1- 0	0- 0	0- 0	CONFERENCE	0- 0	0- 0	1- 0				
1- 0	0- 0	0- 0	HOME	0- 0	0- 0	1- 0				
0- 0	0- 0	0- 0	AWAY	0- 0	0- 0	0- 0				
0- 0	0- 0	0- 0	NEUTRAL	0- 0	0- 0	0- 0				

RPI	S	Opponent	Score	RPI	S	Opponent	Score	RPI	S	Opponent	Score	RPI	S	Opponent	Score	Team's RPI: 157
12	A	Mississippi St.	58 91									140	A	Houston	60 75	
												149	H	Tulane	58 62	
												161	H	VCU	51 39	
												228	H	Louisiana Tech	66 60	
												234	H	Southeastern La.	62 54	
												250	H	Ole Miss	59 53	
												263	H	South Alabama	62 55	
												347	H	Mississippi Val.	84 80	
												349	A	La.-Monroe	57 42	
LAST 10 Division I																
140	A	Houston	60 75	228	H	Louisiana Tech	66 60									
263	H	South Alabama	62 55	250	H	Ole Miss	59 53									
149	H	Tulane	58 62	349	A	La.-Monroe	57 42									
161	H	VCU	51 39	234	H	Southeastern La.	62 54									
347	H	Mississippi Val.	84 80	12	A	Mississippi St.	58 91									

Non-Div I Games: Faulkner 71 59 William Carey 77 47

Southern Miss.

Loss, Non-Conf, S Site, H Home A Away N Neutral

Average RPI Win:	235	WON-LOST	WINNING	LAST 10	STRENGTH OF	OPP. STRENGTH	TEAM	ADJ.	CONF.	ADJ CONF.
Average RPI Loss:	139	RECORD	PCT. RANK	GAMES	SCHEDULE	OF SCHEDULE	RPI	RPI	RPI	RPI
DIV. I ONLY	6- 6	166	4-6	162	240	158	158	11	11	
DIV. I NON-CONF.	5- 4	140	3-4	234	316	197	197	11	11	
TOTALS	RPI 1-25	RPI 26-50	W-L RECORDS	RPI 51-100	RPI 101-150	RPI 150+				
6- 6	0- 1	0- 0	OVERALL	0- 2	2- 0	4- 3				
2- 3	0- 0	0- 0	HOME	0- 2	1- 0	1- 1				
4- 3	0- 1	0- 0	AWAY	0- 0	1- 0	3- 2				
0- 0	0- 0	0- 0	NEUTRAL	0- 0	0- 0	0- 0				
5- 4	0- 0	0- 0	NON-CONFERENCE	0- 2	1- 0	4- 2				
2- 3	0- 0	0- 0	HOME	0- 2	1- 0	1- 1				
3- 1	0- 0	0- 0	AWAY	0- 0	0- 0	3- 1				
0- 0	0- 0	0- 0	NEUTRAL	0- 0	0- 0	0- 0				
1- 2	0- 1	0- 0	CONFERENCE	0- 0	1- 0	0- 1				
0- 0	0- 0	0- 0	HOME	0- 0	0- 0	0- 0				
1- 2	0- 1	0- 0	AWAY	0- 0	1- 0	0- 1				
0- 0	0- 0	0- 0	NEUTRAL	0- 0	0- 0	0- 0				

RPI 1-25				RPI 26-50				RPI 51-100				RPI 101+ Team's RPI: 158			
RPI	S	Opponent	Score	RPI	S	Opponent	Score	RPI	S	Opponent	Score	RPI	S	Opponent	Score
8	A	Gonzaga	57 62					84	H	Abilene Christian	69 76	116	H	Fresno St.	75 64
								95	H	Loyola Chicago	64 78	133	A	BYU	57 48
												199	H	Portland St.	71 77
												201	A	San Diego	55 74
												248	A	CSUN	64 73
												258	H	Grand Canyon	73 41
												288	A	Utah St.	70 64
												301	A	Weber St.	78 59
												312	A	Air Force	72 56
LAST 10 Division I															
201	A	San Diego	55 74	133	A	BYU	57 48								
8	A	Gonzaga	57 62	84	H	Abilene Christian	69 76								
199	H	Portland St.	71 77	312	A	Air Force	72 56								
258	H	Grand Canyon	73 41	248	A	CSUN	64 73								
95	H	Loyola Chicago	64 78	116	H	Fresno St.	75 64								

Non-Div I Games: Warner Pacific 78 36 Willamette 82 42

Portland

Loss, Non-Conf, S Site, H Home A Away N Neutral

Average RPI Win:	227	WON-LOST	WINNING	LAST 10	STRENGTH OF	OPP. STRENGTH	TEAM	ADJ.	CONF.	ADJ CONF.
Average RPI Loss:	60	RECORD	PCT. RANK	GAMES	SCHEDULE	OF SCHEDULE	RPI	RPI	RPI	RPI
DIV. I ONLY	9- 5	95	5-5	212	64	159	159	6	6	
DIV. I NON-CONF.	8- 3	68	4-3	203	94	117	117	6	6	
TOTALS	RPI 1-25	RPI 26-50	W-L RECORDS	RPI 51-100	RPI 101-150	RPI 150+				
9- 5	0- 1	0- 0	OVERALL	1- 4	1- 0	7- 0				
7- 3	0- 1	0- 0	HOME	1- 2	0- 0	6- 0				
1- 1	0- 0	0- 0	AWAY	0- 1	0- 0	1- 0				
1- 1	0- 0	0- 0	NEUTRAL	0- 1	1- 0	0- 0				
8- 3	0- 1	0- 0	NON-CONFERENCE	1- 2	1- 0	6- 0				
7- 1	0- 1	0- 0	HOME	1- 0	0- 0	6- 0				
0- 1	0- 0	0- 0	AWAY	0- 1	0- 0	0- 0				
1- 1	0- 0	0- 0	NEUTRAL	0- 1	1- 0	0- 0				
1- 2	0- 0	0- 0	CONFERENCE	0- 2	0- 0	1- 0				
0- 2	0- 0	0- 0	HOME	0- 2	0- 0	0- 0				
1- 0	0- 0	0- 0	AWAY	0- 0	0- 0	1- 0				
0- 0	0- 0	0- 0	NEUTRAL	0- 0	0- 0	0- 0				

RPI 1-25				RPI 26-50				RPI 51-100				RPI 101+ Team's RPI: 159			
RPI	S	Opponent	Score	RPI	S	Opponent	Score	RPI	S	Opponent	Score	RPI	S	Opponent	Score
10	H	Indiana	53 64					65	N	Georgia	36 69	121	N	Ohio	60 55
								69	H	St. John's (NY)	42 67	179	H	Akron	76 55
								74	H	Seton Hall	62 67	246	A	Xavier	78 70
								76	H	IUPUI	64 61	252	H	Eastern Ky.	73 41
								81	A	Ball St.	70 74	255	H	Wagner	74 58
												282	H	High Point	74 52
												314	H	Purdue Fort Wayne	85 58
												320	H	Detroit Mercy	82 60
LAST 10 Division I															
				69	H	St. John's (NY)	42 67	246	A	Xavier	78 70				
				74	H	Seton Hall	62 67	179	H	Akron	76 55				
				314	H	Purdue Fort Wayne	85 58	121	N	Ohio	60 55				
				282	H	High Point	74 52	65	N	Georgia	36 69				
				10	H	Indiana	53 64	81	A	Ball St.	70 74				

Non-Div I Games:

Butler

■ Loss,
 ■ Non-Conf, S Site,
 ■ Home
 ■ Away
 N Neutral

Southern Utah

Through Games Of Jan. 8, 2020

Average RPI Win:	247	WON-LOST	WINNING	LAST 10	STRENGTH OF	OPP. STRENGTH	TEAM	ADJ.	CONF.	ADJ CONF.
Average RPI Loss:	162	RECORD	PCT. RANK	GAMES	SCHEDULE	OF SCHEDULE	RPI	RPI	RPI	RPI
DIV. I ONLY	7- 5	125	5-5	249	221	160	160	21	21	
DIV. I NON-CONF.	6- 3	90	4-3	278	236	141	141	19	19	
TOTALS	RPI 1-25	RPI 26-50	W-L RECORDS	RPI 51-100	RPI 101-150	RPI 150+				
7- 5	0- 1	0- 0	OVERALL	0- 0	0- 1	7- 3				
6- 0	0- 0	0- 0	HOME	0- 0	0- 0	6- 0				
1- 5	0- 1	0- 0	AWAY	0- 0	0- 1	1- 3				
0- 0	0- 0	0- 0	NEUTRAL	0- 0	0- 0	0- 0				
6- 3	0- 1	0- 0	NON-CONFERENCE	0- 0	0- 0	6- 2				
5- 0	0- 0	0- 0	HOME	0- 0	0- 0	5- 0				
1- 3	0- 1	0- 0	AWAY	0- 0	0- 0	1- 2				
0- 0	0- 0	0- 0	NEUTRAL	0- 0	0- 0	0- 0				
1- 2	0- 0	0- 0	CONFERENCE	0- 0	0- 1	1- 1				
1- 0	0- 0	0- 0	HOME	0- 0	0- 0	1- 0				
0- 2	0- 0	0- 0	AWAY	0- 0	0- 1	0- 1				
0- 0	0- 0	0- 0	NEUTRAL	0- 0	0- 0	0- 0				

RPI S	Opponent	Score	RPI S	Opponent	Score	RPI S	Opponent	Score	RPI S	Opponent	Score	Team's RPI: 160
5	A Oregon St.	45 95							112	A Montana St.	65 91	
									152	A Montana	74 81	
									199	H Portland St.	71 58	
									215	H Cal St. Fullerton	79 63	
									218	H UNLV	72 68	
									240	H UC Riverside	79 68	
									242	H UC Irvine	82 68	
									258	A Grand Canyon	65 69	
									269	H Oral Roberts	72 58	
									285	A Denver	73 81	
									344	A Utah Valley	71 58	
LAST 10 Division I												
152	A Montana	74 81	112	A Montana St.	65 91							
199	H Portland St.	71 58	269	H Oral Roberts	72 58							
240	H UC Riverside	79 68	5	A Oregon St.	45 95							
285	A Denver	73 81	218	H UNLV	72 68							
242	H UC Irvine	82 68	258	A Grand Canyon	65 69							

Non-Div I Games:

Southern Utah

Loss, Non-Conf, S Site, H Home A Away N Neutral

Average RPI Win:	202	WON-LOST	WINNING	LAST 10	STRENGTH OF	OPP. STRENGTH	TEAM	ADJ.	CONF.	ADJ CONF.
Average RPI Loss:	103	RECORD	PCT. RANK	GAMES	SCHEDULE	OF SCHEDULE	RPI	RPI	RPI	RPI
DIV. I ONLY	7- 8	186	5-5	99	141	161	161	12	12	
DIV. I NON-CONF.	5- 8	221	3-5	109	154	202	202	12	12	
TOTALS	RPI 1-25	RPI 26-50	W-L RECORDS	RPI 51-100	RPI 101-150	RPI 150+				
7- 8	0- 0	1- 1	OVERALL	0- 3	1- 3	5- 1				
5- 3	0- 0	1- 0	HOME	0- 1	1- 2	3- 0				
1- 5	0- 0	0- 1	AWAY	0- 2	0- 1	1- 1				
1- 0	0- 0	0- 0	NEUTRAL	0- 0	0- 0	1- 0				
5- 8	0- 0	1- 1	NON-CONFERENCE	0- 3	0- 3	4- 1				
4- 3	0- 0	1- 0	HOME	0- 1	0- 2	3- 0				
0- 5	0- 0	0- 1	AWAY	0- 2	0- 1	0- 1				
1- 0	0- 0	0- 0	NEUTRAL	0- 0	0- 0	1- 0				
2- 0	0- 0	0- 0	CONFERENCE	0- 0	1- 0	1- 0				
1- 0	0- 0	0- 0	HOME	0- 0	1- 0	0- 0				
1- 0	0- 0	0- 0	AWAY	0- 0	0- 0	1- 0				
0- 0	0- 0	0- 0	NEUTRAL	0- 0	0- 0	0- 0				

RPI 1-25			RPI 26-50			RPI 51-100			RPI 101+			Team's RPI: 161			
RPI	S	Opponent	Score	RPI	S	Opponent	Score	RPI	S	Opponent	Score	RPI	S	Opponent	Score
49	A	Middle Tenn.	63 86	74	A	Seton Hall	33 53	101	A	South Fla.	55 77				
50	H	Old Dominion	62 49	87	A	Boston College	52 87	123	H	William & Mary	55 69				
				90	H	N.C. A&T	58 69	136	H	Saint Joseph's	47 40				
								144	H	Cincinnati	56 58				
								157	A	Southern Miss.	39 51				
								198	A	Rhode Island	75 54				
								236	H	East Carolina	53 40				
								240	H	UC Riverside	67 51				
								270	H	Appalachian St.	66 38				
								284	N	Omaha	74 66				
LAST 10 Division I															
198	A	Rhode Island	75 54	136	H	Saint Joseph's	47 40								
90	H	N.C. A&T	58 69	123	H	William & Mary	55 69								
240	H	UC Riverside	67 51	144	H	Cincinnati	56 58								
49	A	Middle Tenn.	63 86	157	A	Southern Miss.	39 51								
50	H	Old Dominion	62 49	284	N	Omaha	74 66								

Non-Div I Games:

VCU

■ Loss,
 ■ Non-Conf,
 S Site,
 ■ Home
 ■ Away
 N Neutral

Average RPI Win: 230		WON-LOST	WINNING	LAST 10	STRENGTH OF	OPP. STRENGTH	TEAM	ADJ.	CONF.	ADJ CONF.
Average RPI Loss: 143		RECORD	PCT. RANK	GAMES	SCHEDULE	OF SCHEDULE	RPI	RPI	RPI	RPI
DIV. I ONLY		9- 4	74	8-2	307	170	162	162	9	9
DIV. I NON-CONF.		9- 4	84	8-2	304	180	158	158	9	9
TOTALS		RPI 1-25	RPI 26-50	W-L RECORDS	RPI 51-100	RPI 101-150	RPI 150+			
9- 4	0- 0		0- 0	OVERALL	0- 2	2- 1	7- 1			
6- 1	0- 0		0- 0	HOME	0- 0	2- 1	4- 0			
3- 3	0- 0		0- 0	AWAY	0- 2	0- 0	3- 1			
0- 0	0- 0		0- 0	NEUTRAL	0- 0	0- 0	0- 0			
9- 4	0- 0		0- 0	NON-CONFERENCE	0- 2	2- 1	7- 1			
6- 1	0- 0		0- 0	HOME	0- 0	2- 1	4- 0			
3- 3	0- 0		0- 0	AWAY	0- 2	0- 0	3- 1			
0- 0	0- 0		0- 0	NEUTRAL	0- 0	0- 0	0- 0			
0- 0	0- 0		0- 0	CONFERENCE	0- 0	0- 0	0- 0			
0- 0	0- 0		0- 0	HOME	0- 0	0- 0	0- 0			
0- 0	0- 0		0- 0	AWAY	0- 0	0- 0	0- 0			
0- 0	0- 0		0- 0	NEUTRAL	0- 0	0- 0	0- 0			

RPI 1-25				RPI 26-50				RPI 51-100				RPI 101+				Team's RPI: 162	
RPI	S	Opponent	Score	RPI	S	Opponent	Score	RPI	S	Opponent	Score	RPI	S	Opponent	Score		
								60	A	Vanderbilt	51 72	107	H	Davidson	63 60		
								70	A	Buffalo	75 82	136	H	Saint Joseph's	57 71		
												141	H	Fordham	70 51		
												154	A	Robert Morris	61 59		
												206	H	Georgetown	54 49		
												241	H	Milwaukee	74 46		
												265	A	Army West Point	71 62		
												305	A	Albany (NY)	78 82		
												309	H	NJIT	99 43		
												313	H	Mercer	77 48		
												336	A	Tennessee St.	75 65		
LAST 10 Division I																	
				336	A	Tennessee St.	75 65	313	H	Mercer	77 48						
				60	A	Vanderbilt	51 72	241	H	Milwaukee	74 46						
				309	H	NJIT	99 43	265	A	Army West Point	71 62						
				107	H	Davidson	63 60	154	A	Robert Morris	61 59						
				206	H	Georgetown	54 49	70	A	Buffalo	75 82						

Non-Div I Games:

Columbia

Loss, Non-Conf, S Site, H Home A Away N Neutral

Average RPI Win:	280	WON-LOST	WINNING	LAST 10	STRENGTH OF	OPP. STRENGTH	TEAM	ADJ.	CONF.	ADJ CONF.
Average RPI Loss:	81	RECORD	PCT. RANK	GAMES	SCHEDULE	OF SCHEDULE	RPI	RPI	RPI	RPI
DIV. I ONLY	7- 6	151	5-5	253	127	163	163	10	10	
DIV. I NON-CONF.	6- 5	151	4-4	272	146	151	151	10	10	
TOTALS	RPI 1-25	RPI 26-50	W-L RECORDS	RPI 51-100	RPI 101-150	RPI 150+				
7- 6	0- 1	0- 1	OVERALL	0- 2	0- 2	7- 0				
3- 1	0- 0	0- 0	HOME	0- 1	0- 0	3- 0				
3- 4	0- 1	0- 1	AWAY	0- 0	0- 2	3- 0				
1- 1	0- 0	0- 0	NEUTRAL	0- 1	0- 0	1- 0				
6- 5	0- 1	0- 1	NON-CONFERENCE	0- 1	0- 2	6- 0				
2- 0	0- 0	0- 0	HOME	0- 0	0- 0	2- 0				
3- 4	0- 1	0- 1	AWAY	0- 0	0- 2	3- 0				
1- 1	0- 0	0- 0	NEUTRAL	0- 1	0- 0	1- 0				
1- 1	0- 0	0- 0	CONFERENCE	0- 1	0- 0	1- 0				
1- 1	0- 0	0- 0	HOME	0- 1	0- 0	1- 0				
0- 0	0- 0	0- 0	AWAY	0- 0	0- 0	0- 0				
0- 0	0- 0	0- 0	NEUTRAL	0- 0	0- 0	0- 0				

RPI S	Opponent	Score	RPI S	Opponent	Score	RPI S	Opponent	Score	RPI S	Opponent	Score	Team's RPI: 163
9	A DePaul	79 98	28	A Miami (FL)	62 80	70	H Buffalo	72 86	137	A Bradley	68 79	
						98	N Liberty	53 65	144	A Cincinnati	68 98	
									184	H Northern Ill.	66 64	
									252	A Eastern Ky.	75 57	
									263	A South Alabama	76 73	
									293	A Pittsburgh	80 71	
									302	N Prairie View	65 52	
									333	H Evansville	72 64	
									334	H UIC	85 35	
LAST 10 Division I												
70	H Buffalo	72 86	184	H Northern Ill.	66 64							
333	H Evansville	72 64	98	N Liberty	53 65							
293	A Pittsburgh	80 71	334	H UIC	85 35							
144	A Cincinnati	68 98	137	A Bradley	68 79							
28	A Miami (FL)	62 80	252	A Eastern Ky.	75 57							

Non-Div I Games: Tiffin 83 51

Miami (OH)

Average RPI Win:	244	WON-LOST	WINNING	LAST 10	STRENGTH OF	OPP. STRENGTH	TEAM	ADJ.	CONF.	ADJ CONF.
Average RPI Loss:	85	RECORD	PCT. RANK	GAMES	SCHEDULE	OF SCHEDULE	RPI	RPI	RPI	RPI
DIV. I ONLY	7- 7	166	6-4	152	105	164	164	1	1	
DIV. I NON-CONF.	7- 4	100	6-1	312	176	209	209	1	1	
TOTALS	RPI 1-25	RPI 26-50	W-L RECORDS	RPI 51-100	RPI 101-150	RPI 150+				
7- 7	0- 2	0- 2	OVERALL	1- 0	1- 2	5- 1				
4- 3	0- 0	0- 2	HOME	0- 0	0- 1	4- 0				
1- 4	0- 2	0- 0	AWAY	0- 0	1- 1	0- 1				
2- 0	0- 0	0- 0	NEUTRAL	1- 0	0- 0	1- 0				
7- 4	0- 0	0- 1	NON-CONFERENCE	1- 0	1- 2	5- 1				
4- 2	0- 0	0- 1	HOME	0- 0	0- 1	4- 0				
1- 2	0- 0	0- 0	AWAY	0- 0	1- 1	0- 1				
2- 0	0- 0	0- 0	NEUTRAL	1- 0	0- 0	1- 0				
0- 3	0- 2	0- 1	CONFERENCE	0- 0	0- 0	0- 0				
0- 1	0- 0	0- 1	HOME	0- 0	0- 0	0- 0				
0- 2	0- 2	0- 0	AWAY	0- 0	0- 0	0- 0				
0- 0	0- 0	0- 0	NEUTRAL	0- 0	0- 0	0- 0				

RPI	S	Opponent	Score	RPI	S	Opponent	Score	RPI	S	Opponent	Score	RPI	S	Opponent	Score	Team's RPI: 164
5	A	Oregon St.	48 77	29	H	Colorado	70 80	77	N	Texas Southern	61 52	115	H	Providence	60 67	
15	A	Oregon	51 88	39	H	South Dakota	81 84					133	A	BYU	77 73	
												144	A	Cincinnati	62 68	
												246	A	Xavier	63 70	
												269	H	Oral Roberts	78 58	
												297	H	Eastern Wash.	87 49	
												301	H	Weber St.	75 46	
												307	H	Nevada	68 62	
												327	N	UTSA	91 45	
LAST 10 Division I																
5	A	Oregon St.	48 77	15	A	Oregon	51 88									
29	H	Colorado	70 80	269	H	Oral Roberts	78 58									
301	H	Weber St.	75 46	133	A	BYU	77 73									
115	H	Providence	60 67	327	N	UTSA	91 45									
307	H	Nevada	68 62	77	N	Texas Southern	61 52									

Non-Div I Games:

Utah

George Mason

Through Games Of Jan. 8, 2020

Average RPI Win:	218	WON-LOST	WINNING	LAST 10	STRENGTH OF	OPP. STRENGTH	TEAM	ADJ.	CONF.	ADJ CONF.
Average RPI Loss:	142	RECORD	PCT. RANK	GAMES	SCHEDULE	OF SCHEDULE	RPI	RPI	RPI	RPI
DIV. I ONLY	7- 8	186	3-7	113	255	165	165	12	12	
DIV. I NON-CONF.	6- 7	182	2-6	114	292	168	168	12	12	
TOTALS	RPI 1-25	RPI 26-50	W-L RECORDS	RPI 51-100	RPI 101-150	RPI 150+				
7- 8	0- 1	0- 0	OVERALL	0- 1	1- 3	6- 3				
3- 4	0- 1	0- 0	HOME	0- 1	1- 0	2- 2				
4- 3	0- 0	0- 0	AWAY	0- 0	0- 2	4- 1				
0- 1	0- 0	0- 0	NEUTRAL	0- 0	0- 1	0- 0				
6- 7	0- 1	0- 0	NON-CONFERENCE	0- 1	0- 2	6- 3				
2- 4	0- 1	0- 0	HOME	0- 1	0- 0	2- 2				
4- 2	0- 0	0- 0	AWAY	0- 0	0- 1	4- 1				
0- 1	0- 0	0- 0	NEUTRAL	0- 0	0- 1	0- 0				
1- 1	0- 0	0- 0	CONFERENCE	0- 0	1- 1	0- 0				
1- 0	0- 0	0- 0	HOME	0- 0	1- 0	0- 0				
0- 1	0- 0	0- 0	AWAY	0- 0	0- 1	0- 0				
0- 0	0- 0	0- 0	NEUTRAL	0- 0	0- 0	0- 0				

RPI 1-25			RPI 26-50			RPI 51-100			RPI 101+			Team's RPI: 165
RPI	S	Opponent	Score	RPI	S	Opponent	Score	RPI	S	Opponent	Score	
19	H	Virginia Tech	58 77					89	H	Bucknell	51 64	
								114	H	George Washington	70 60	
								119	A	Dayton	55 59	
								130	A	Coastal Caro.	59 74	
								137	N	Bradley	59 61	
								182	H	American	73 55	
								191	A	SMU	59 58	
								195	H	Howard	75 86	
								208	A	Penn St.	78 68	
								209	A	Delaware	44 63	
								233	A	Col. of Charleston	72 61	
								238	H	UMKC	58 64	
								275	A	Navy	67 58	
								320	H	Detroit Mercy	75 62	
LAST 10 Division I												
114	H	George Washington	70 60	119	A	Dayton	55 59					
191	A	SMU	59 58	89	H	Bucknell	51 64					
209	A	Delaware	44 63	130	A	Coastal Caro.	59 74					
195	H	Howard	75 86	137	N	Bradley	59 61					
275	A	Navy	67 58	238	H	UMKC	58 64					

Non-Div I Games:

George Mason

■ Loss,
■ Non-Conf,
■ S Site,
■ H Home
■ A Away
N Neutral

Average RPI Win: 255		WON-LOST	WINNING	LAST 10	STRENGTH OF	OPP. STRENGTH	TEAM	ADJ.	CONF.	ADJ CONF.
Average RPI Loss: 182		RECORD	PCT. RANK	GAMES	SCHEDULE	OF SCHEDULE	RPI	RPI	RPI	RPI
DIV. I ONLY		7- 4	102	6-4	328	168	166	166	25	25
DIV. I NON-CONF.		2- 4	235	1-4	197	244	198	198	24	24
TOTALS		RPI 1-25	RPI 26-50	W-L RECORDS	RPI 51-100	RPI 101-150	RPI 150+			
7- 4	0- 0		0- 1	OVERALL	1- 0	0- 0	6- 3			
3- 0	0- 0		0- 0	HOME	0- 0	0- 0	3- 0			
4- 4	0- 0		0- 1	AWAY	1- 0	0- 0	3- 3			
0- 0	0- 0		0- 0	NEUTRAL	0- 0	0- 0	0- 0			
2- 4	0- 0		0- 1	NON-CONFERENCE	0- 0	0- 0	2- 3			
1- 0	0- 0		0- 0	HOME	0- 0	0- 0	1- 0			
1- 4	0- 0		0- 1	AWAY	0- 0	0- 0	1- 3			
0- 0	0- 0		0- 0	NEUTRAL	0- 0	0- 0	0- 0			
5- 0	0- 0		0- 0	CONFERENCE	1- 0	0- 0	4- 0			
2- 0	0- 0		0- 0	HOME	0- 0	0- 0	2- 0			
3- 0	0- 0		0- 0	AWAY	1- 0	0- 0	2- 0			
0- 0	0- 0		0- 0	NEUTRAL	0- 0	0- 0	0- 0			

RPI 1-25				RPI 26-50				RPI 51-100				RPI 101+				Team's RPI: 166	
RPI	S	Opponent	Score	RPI	S	Opponent	Score	RPI	S	Opponent	Score	RPI	S	Opponent	Score		
				41	A	Oklahoma	71 95	94	A	New Orleans	78 46	167	A	Texas Tech	57 99		
												172	H	Louisiana	77 73		
												234	A	Southeastern La.	84 69		
												250	A	Ole Miss	69 75		
												269	A	Oral Roberts	41 64		
												308	H	McNeese	92 59		
												311	H	Nicholls St.	87 71		
												327	A	UTSA	81 77		
												340	A	Northwestern St.	79 69		
LAST 10 Division I																	
				311	H	Nicholls St.	87 71	234	A	Southeastern La.	84 69						
				308	H	McNeese	92 59	327	A	UTSA	81 77						
				94	A	New Orleans	78 46	269	A	Oral Roberts	41 64						
				340	A	Northwestern St.	79 69	250	A	Ole Miss	69 75						
				41	A	Oklahoma	71 95	167	A	Texas Tech	57 99						

Sam Houston St.

Loss, Non-Conf, S Site, H Home A Away N Neutral

Average RPI Win:	268	WON-LOST	WINNING	LAST 10	STRENGTH OF	OPP. STRENGTH	TEAM	ADJ.	CONF.	ADJ CONF.
Average RPI Loss:	80	RECORD	PCT. RANK	GAMES	SCHEDULE	OF SCHEDULE	RPI	RPI	RPI	RPI
DIV. I ONLY	12- 1	13	9-1	347	265	167	167	5	5	
DIV. I NON-CONF.	11- 0	1	8-0	351	314	181	181	5	5	
TOTALS	RPI 1-25	RPI 26-50	W-L RECORDS	RPI 51-100	RPI 101-150	RPI 150+				
12- 1	0- 0	1- 0	OVERALL	0- 1	0- 0	11- 0				
9- 1	0- 0	0- 0	HOME	0- 1	0- 0	9- 0				
2- 0	0- 0	1- 0	AWAY	0- 0	0- 0	1- 0				
1- 0	0- 0	0- 0	NEUTRAL	0- 0	0- 0	1- 0				
11- 0	0- 0	0- 0	NON-CONFERENCE	0- 0	0- 0	11- 0				
9- 0	0- 0	0- 0	HOME	0- 0	0- 0	9- 0				
1- 0	0- 0	0- 0	AWAY	0- 0	0- 0	1- 0				
1- 0	0- 0	0- 0	NEUTRAL	0- 0	0- 0	1- 0				
1- 1	0- 0	1- 0	CONFERENCE	0- 1	0- 0	0- 0				
0- 1	0- 0	0- 0	HOME	0- 1	0- 0	0- 0				
1- 0	0- 0	1- 0	AWAY	0- 0	0- 0	0- 0				
0- 0	0- 0	0- 0	NEUTRAL	0- 0	0- 0	0- 0				

RPI 1-25			RPI 26-50			RPI 51-100			RPI 101+			Team's RPI: 167
RPI	S	Opponent	Score	RPI	S	Opponent	Score	RPI	S	Opponent	Score	
				38	A	TCU	80 76	80	H	Iowa St.	66 96	
								166	H	Sam Houston St.	99 57	
								201	A	San Diego	64 60	
								250	H	Ole Miss	84 48	
								274	H	Ark.-Pine Bluff	81 55	
								302	H	Prairie View	82 48	
								306	H	Houston Baptist	59 51	
								314	N	Purdue Fort Wayne	82 48	
								327	H	UTSA	115 58	
								340	H	Northwestern St.	79 49	
								349	H	La.-Monroe	83 38	
								351	H	Florida A&M	98 60	
LAST 10 Division I												
80	H	Iowa St.	66 96	38	A	TCU	80 76					
327	H	UTSA	115 58	306	H	Houston Baptist	59 51					
349	H	La.-Monroe	83 38	250	H	Ole Miss	84 48					
274	H	Ark.-Pine Bluff	81 55	201	A	San Diego	64 60					
302	H	Prairie View	82 48	314	N	Purdue Fort Wayne	82 48					

Non-Div I Games:

Texas Tech

Average RPI Win:	233	WON-LOST	WINNING	LAST 10	STRENGTH OF	OPP. STRENGTH	TEAM	ADJ.	CONF.	ADJ CONF.
Average RPI Loss:	112	RECORD	PCT. RANK	GAMES	SCHEDULE	OF SCHEDULE	RPI	RPI	RPI	RPI
DIV. I ONLY	6- 6	166	6-4	204	209	168	168	10	10	
DIV. I NON-CONF.	4- 6	212	4-4	208	242	214	214	10	10	
TOTALS	RPI 1-25	RPI 26-50	W-L RECORDS	RPI 51-100	RPI 101-150	RPI 150+				
6- 6	0- 0	0- 1	OVERALL	0- 2	2- 1	4- 2				
3- 2	0- 0	0- 1	HOME	0- 1	1- 0	2- 0				
3- 4	0- 0	0- 0	AWAY	0- 1	1- 1	2- 2				
0- 0	0- 0	0- 0	NEUTRAL	0- 0	0- 0	0- 0				
4- 6	0- 0	0- 1	NON-CONFERENCE	0- 2	1- 1	3- 2				
2- 2	0- 0	0- 1	HOME	0- 1	1- 0	1- 0				
2- 4	0- 0	0- 0	AWAY	0- 1	0- 1	2- 2				
0- 0	0- 0	0- 0	NEUTRAL	0- 0	0- 0	0- 0				
2- 0	0- 0	0- 0	CONFERENCE	0- 0	1- 0	1- 0				
1- 0	0- 0	0- 0	HOME	0- 0	0- 0	1- 0				
1- 0	0- 0	0- 0	AWAY	0- 0	1- 0	0- 0				
0- 0	0- 0	0- 0	NEUTRAL	0- 0	0- 0	0- 0				

RPI 1-25				RPI 26-50				RPI 51-100				RPI 101+				Team's RPI: 168	
RPI	S	Opponent	Score	RPI	S	Opponent	Score	RPI	S	Opponent	Score	RPI	S	Opponent	Score		
				42	H	Michigan	38 57	59	H	Southern Ill.	54 85	122	A	Kent St.	74 69		
								86	A	Michigan St.	50 85	132	H	Southeast Mo. St.	69 64		
												148	A	Wichita St.	52 63		
												151	A	Binghamton	67 78		
												176	H	Bowling Green	78 61		
												187	A	Youngstown St.	77 79		
												314	H	Purdue Fort Wayne	64 40		
												320	A	Detroit Mercy	84 70		
												334	A	UIC	68 59		
LAST 10 Division I																	
				176	H	Bowling Green	78 61	122	A	Kent St.	74 69						
				320	A	Detroit Mercy	84 70	151	A	Binghamton	67 78						
				334	A	UIC	68 59	42	H	Michigan	38 57						
				314	H	Purdue Fort Wayne	64 40	59	H	Southern Ill.	54 85						
				148	A	Wichita St.	52 63	132	H	Southeast Mo. St.	69 64						

Non-Div I Games: Olivet 95 38

Eastern Mich.

■ Loss,
 ■ Non-Conf, S Site,
 ■ Home
 ■ Away
 N Neutral

Valparaiso

Through Games Of Jan. 8, 2020

Average RPI Win:	279	WON-LOST	WINNING	LAST 10	STRENGTH OF	OPP. STRENGTH	TEAM	ADJ.	CONF.	ADJ CONF.
Average RPI Loss:	48	RECORD	PCT. RANK	GAMES	SCHEDULE	OF SCHEDULE	RPI	RPI	RPI	RPI
DIV. I ONLY	8- 5	110	7-3	272	131	169	169	7	7	
DIV. I NON-CONF.	8- 3	68	7-1	324	204	155	155	7	7	
TOTALS	RPI 1-25	RPI 26-50	W-L RECORDS	RPI 51-100	RPI 101-150	RPI 150+				
8- 5	0- 3	0- 0	OVERALL	0- 1	0- 1	8- 0				
4- 2	0- 1	0- 0	HOME	0- 1	0- 0	4- 0				
4- 2	0- 1	0- 0	AWAY	0- 0	0- 1	4- 0				
0- 1	0- 1	0- 0	NEUTRAL	0- 0	0- 0	0- 0				
8- 3	0- 2	0- 0	NON-CONFERENCE	0- 0	0- 1	8- 0				
4- 0	0- 0	0- 0	HOME	0- 0	0- 0	4- 0				
4- 2	0- 1	0- 0	AWAY	0- 0	0- 1	4- 0				
0- 1	0- 1	0- 0	NEUTRAL	0- 0	0- 0	0- 0				
0- 2	0- 1	0- 0	CONFERENCE	0- 1	0- 0	0- 0				
0- 2	0- 1	0- 0	HOME	0- 1	0- 0	0- 0				
0- 0	0- 0	0- 0	AWAY	0- 0	0- 0	0- 0				
0- 0	0- 0	0- 0	NEUTRAL	0- 0	0- 0	0- 0				

RPI S	Opponent	Score	RPI S	Opponent	Score	RPI S	Opponent	Score	RPI S	Opponent	Score	Team's RPI: 169
2	H Missouri St.	68 81				59	H Southern Ill.	51 67	135	A North Dakota	63 65	
20	A Northwestern	48 69							173	A Toledo	61 54	
24	N Ohio St.	38 89							176	H Bowling Green	95 90	
									277	A Eastern Ill.	78 66	
									286	H Morehead St.	55 53	
									320	A Detroit Mercy	77 58	
									321	A North Dakota St.	66 54	
									334	H UIC	63 37	
									346	H Chicago St.	95 49	
LAST 10 Division I												
59	H Southern Ill.	51 67	2	H Missouri St.	68 81							
277	A Eastern Ill.	78 66	320	A Detroit Mercy	77 58							
346	H Chicago St.	95 49	173	A Toledo	61 54							
286	H Morehead St.	55 53	176	H Bowling Green	95 90							
334	H UIC	63 37	20	A Northwestern	48 69							

Non-Div I Games:

Valparaiso

■ Loss,
■ Non-Conf, S Site,
■ Home
■ Away
N Neutral

Average RPI Win:	238	WON-LOST	WINNING	LAST 10	STRENGTH OF	OPP. STRENGTH	TEAM	ADJ.	CONF.	ADJ CONF.
Average RPI Loss:	109	RECORD	PCT. RANK	GAMES	SCHEDULE	OF SCHEDULE	RPI	RPI	RPI	RPI
DIV. I ONLY	2- 9	313	1-9	9	301	170	170	24	24	
DIV. I NON-CONF.	1- 8	322	0-8	9	284	186	186	23	23	
TOTALS	RPI 1-25	RPI 26-50	W-L RECORDS	RPI 51-100	RPI 101-150	RPI 150+				
2- 9	0- 0	0- 1	OVERALL	0- 4	0- 3	2- 1				
0- 4	0- 0	0- 0	HOME	0- 1	0- 3	0- 0				
2- 3	0- 0	0- 1	AWAY	0- 2	0- 0	2- 0				
0- 2	0- 0	0- 0	NEUTRAL	0- 1	0- 0	0- 1				
1- 8	0- 0	0- 1	NON-CONFERENCE	0- 4	0- 2	1- 1				
0- 3	0- 0	0- 0	HOME	0- 1	0- 2	0- 0				
1- 3	0- 0	0- 1	AWAY	0- 2	0- 0	1- 0				
0- 2	0- 0	0- 0	NEUTRAL	0- 1	0- 0	0- 1				
1- 1	0- 0	0- 0	CONFERENCE	0- 0	0- 1	1- 0				
0- 1	0- 0	0- 0	HOME	0- 0	0- 1	0- 0				
1- 0	0- 0	0- 0	AWAY	0- 0	0- 0	1- 0				
0- 0	0- 0	0- 0	NEUTRAL	0- 0	0- 0	0- 0				

RPI 1-25				RPI 26-50				RPI 51-100				RPI 101+				Team's RPI: 170	
RPI	S	Opponent	Score	RPI	S	Opponent	Score	RPI	S	Opponent	Score	RPI	S	Opponent	Score		
				34	A	Central Mich.	50 70	66	N	Washington	34 65	120	H	Duquesne	74 76		
								74	H	Seton Hall	37 89	131	H	Rider	37 81		
								83	A	Stony Brook	40 59	139	H	Massachusetts	51 65		
								93	A	Penn	42 74	213	A	Quinnipiac	75 71		
												245	N	Towson	58 75		
												262	A	Winthrop	68 61		
LAST 10 Division I																	
				213	A	Quinnipiac	75 71	131	H	Rider	37 81						
				139	H	Massachusetts	51 65	66	N	Washington	34 65						
				74	H	Seton Hall	37 89	83	A	Stony Brook	40 59						
				34	A	Central Mich.	50 70	93	A	Penn	42 74						
				245	N	Towson	58 75	120	H	Duquesne	74 76						

Non-Div I Games:

Iona

Average RPI Win:	220	WON-LOST	WINNING	LAST 10	STRENGTH OF	OPP. STRENGTH	TEAM	ADJ.	CONF.	ADJ CONF.
Average RPI Loss:	78	RECORD	PCT. RANK	GAMES	SCHEDULE	OF SCHEDULE	RPI	RPI	RPI	RPI
DIV. I ONLY	5- 9	239	3-7	69	44	171	171	3	3	
DIV. I NON-CONF.	4- 7	225	2-5	158	84	223	223	2	2	
TOTALS	RPI 1-25	RPI 26-50	W-L RECORDS	RPI 51-100	RPI 101-150	RPI 150+				
5- 9	0- 5	0- 0	OVERALL	2- 2	0- 0	3- 2				
2- 6	0- 3	0- 0	HOME	1- 2	0- 0	1- 1				
2- 2	0- 1	0- 0	AWAY	1- 0	0- 0	1- 1				
1- 1	0- 1	0- 0	NEUTRAL	0- 0	0- 0	1- 0				
4- 7	0- 3	0- 0	NON-CONFERENCE	1- 2	0- 0	3- 2				
2- 4	0- 1	0- 0	HOME	1- 2	0- 0	1- 1				
1- 2	0- 1	0- 0	AWAY	0- 0	0- 0	1- 1				
1- 1	0- 1	0- 0	NEUTRAL	0- 0	0- 0	1- 0				
1- 2	0- 2	0- 0	CONFERENCE	1- 0	0- 0	0- 0				
0- 2	0- 2	0- 0	HOME	0- 0	0- 0	0- 0				
1- 0	0- 0	0- 0	AWAY	1- 0	0- 0	0- 0				
0- 0	0- 0	0- 0	NEUTRAL	0- 0	0- 0	0- 0				

RPI	S	Opponent	Score	RPI	S	Opponent	Score	RPI	S	Opponent	Score	RPI	S	Opponent	Score	Team's RPI: 171
3	H	South Carolina	48 84					79	H	Alabama	54 67	208	A	Penn St.	55 68	
4	H	Louisville	50 75					90	H	N.C. A&T	74 82	275	H	Navy	52 65	
11	H	Florida St.	64 81					91	H	Furman	77 71	276	H	Alabama St.	76 43	
13	A	Iowa	60 74					100	A	Notre Dame	71 55	313	A	Mercer	65 61	
23	N	Maryland	44 63									318	N	Alcorn	77 46	
LAST 10 Division I																
100	A	Notre Dame	71 55	4	H	Louisville	50 75									
90	H	N.C. A&T	74 82	318	N	Alcorn	77 46									
313	A	Mercer	65 61	23	N	Maryland	44 63									
11	H	Florida St.	64 81	3	H	South Carolina	48 84									
13	A	Iowa	60 74	208	A	Penn St.	55 68									

Non-Div I Games:

Clemson

Loss,
Non-Conf, S Site,
H Home
A Away
N Neutral

Louisiana

Through Games Of Jan. 8, 2020

Average RPI Win:	230	WON-LOST	WINNING	LAST 10	STRENGTH OF	OPP. STRENGTH	TEAM	ADJ.	CONF.	ADJ CONF.
Average RPI Loss:	177	RECORD	PCT. RANK	GAMES	SCHEDULE	OF SCHEDULE	RPI	RPI	RPI	RPI
DIV. I ONLY	6- 5	146	6-4	286	160	172	172	23	23	
DIV. I NON-CONF.	5- 4	140	5-3	262	99	152	152	22	22	
TOTALS	RPI 1-25	RPI 26-50	W-L RECORDS	RPI 51-100	RPI 101-150	RPI 150+				
6- 5	0- 1	0- 0	OVERALL	1- 0	0- 0	5- 4				
2- 1	0- 1	0- 0	HOME	0- 0	0- 0	2- 0				
4- 4	0- 0	0- 0	AWAY	1- 0	0- 0	3- 4				
0- 0	0- 0	0- 0	NEUTRAL	0- 0	0- 0	0- 0				
5- 4	0- 1	0- 0	NON-CONFERENCE	1- 0	0- 0	4- 3				
2- 1	0- 1	0- 0	HOME	0- 0	0- 0	2- 0				
3- 3	0- 0	0- 0	AWAY	1- 0	0- 0	2- 3				
0- 0	0- 0	0- 0	NEUTRAL	0- 0	0- 0	0- 0				
1- 1	0- 0	0- 0	CONFERENCE	0- 0	0- 0	1- 1				
0- 0	0- 0	0- 0	HOME	0- 0	0- 0	0- 0				
1- 1	0- 0	0- 0	AWAY	0- 0	0- 0	1- 1				
0- 0	0- 0	0- 0	NEUTRAL	0- 0	0- 0	0- 0				

RPI 1-25				RPI 26-50				RPI 51-100				RPI 101+ Team's RPI: 172			
RPI	S	Opponent	Score	RPI	S	Opponent	Score	RPI	S	Opponent	Score	RPI	S	Opponent	Score
12	H	Mississippi St.	48 64					94	A	New Orleans	65 60	166	A	Sam Houston St.	73 77
												175	A	Lamar University	74 63
												207	A	Jackson St.	54 65
												227	A	North Texas	66 69
												234	H	Southeastern La.	60 50
												250	A	Ole Miss	53 42
												273	A	Ga. Southern	67 83
												308	H	McNeese	75 55
												319	A	Georgia St.	75 65
LAST 10 Division I															
319	A	Georgia St.	75 65	273	A	Ga. Southern	67 83								
207	A	Jackson St.	54 65	175	A	Lamar University	74 63								
250	A	Ole Miss	53 42	94	A	New Orleans	65 60								
12	H	Mississippi St.	48 64	234	H	Southeastern La.	60 50								
227	A	North Texas	66 69	308	H	McNeese	75 55								

Non-Div I Games: Loyola (LA) 67 51 Xavier (LA) 62 49

Louisiana

Loss, Non-Conf, S Site, H Home A Away N Neutral

Average RPI Win:	206	WON-LOST	WINNING	LAST 10	STRENGTH OF	OPP. STRENGTH	TEAM	ADJ.	CONF.	ADJ CONF.
Average RPI Loss:	125	RECORD	PCT. RANK	GAMES	SCHEDULE	OF SCHEDULE	RPI	RPI	RPI	RPI
DIV. I ONLY	6- 7	194	5-5	115	249	173	173	10	10	
DIV. I NON-CONF.	5- 6	187	4-4	192	249	203	203	10	10	
TOTALS	RPI 1-25	RPI 26-50	W-L RECORDS	RPI 51-100	RPI 101-150	RPI 150+				
6- 7	0- 0	0- 0	OVERALL	2- 2	1- 3	3- 2				
3- 3	0- 0	0- 0	HOME	1- 0	1- 1	1- 2				
2- 3	0- 0	0- 0	AWAY	0- 1	0- 2	2- 0				
1- 1	0- 0	0- 0	NEUTRAL	1- 1	0- 0	0- 0				
5- 6	0- 0	0- 0	NON-CONFERENCE	1- 2	1- 2	3- 2				
2- 3	0- 0	0- 0	HOME	0- 0	1- 1	1- 2				
2- 2	0- 0	0- 0	AWAY	0- 1	0- 1	2- 0				
1- 1	0- 0	0- 0	NEUTRAL	1- 1	0- 0	0- 0				
1- 1	0- 0	0- 0	CONFERENCE	1- 0	0- 1	0- 0				
1- 0	0- 0	0- 0	HOME	1- 0	0- 0	0- 0				
0- 1	0- 0	0- 0	AWAY	0- 0	0- 1	0- 0				
0- 0	0- 0	0- 0	NEUTRAL	0- 0	0- 0	0- 0				

RPI 1-25				RPI 26-50				RPI 51-100				RPI 101+				Team's RPI: 173	
RPI	S	Opponent	Score	RPI	S	Opponent	Score	RPI	S	Opponent	Score	RPI	S	Opponent	Score		
								62	N	Troy	64	71	104	H	Belmont	53	48
								70	H	Buffalo	71	59	119	H	Dayton	42	60
								88	N	Pacific	66	65	120	A	Duquesne	74	79
								100	A	Notre Dame	51	54	125	A	Western Mich.	72	84
													169	H	Valparaiso	54	61
													180	H	Memphis	76	83
													319	A	Georgia St.	74	48
													320	A	Detroit Mercy	82	64
													332	H	Canisius	83	65
LAST 10 Division I																	
				125	A	Western Mich.	72	84	70	H	Buffalo	71	59				
				332	H	Canisius	83	65	120	A	Duquesne	74	79				
				88	N	Pacific	66	65	104	H	Belmont	53	48				
				62	N	Troy	64	71	169	H	Valparaiso	54	61				
				320	A	Detroit Mercy	82	64	180	H	Memphis	76	83				

Non-Div I Games:

Toledo

Average RPI Win:	243	WON-LOST	WINNING	LAST 10	STRENGTH OF	OPP. STRENGTH	TEAM	ADJ.	CONF.	ADJ CONF.
Average RPI Loss:	103	RECORD	PCT. RANK	GAMES	SCHEDULE	OF SCHEDULE	RPI	RPI	RPI	RPI
DIV. I ONLY	7- 6	151	6-4	218	132	174	174	13	13	
DIV. I NON-CONF.	6- 5	151	5-3	215	85	177	177	16	16	
TOTALS	RPI 1-25	RPI 26-50	W-L RECORDS	RPI 51-100	RPI 101-150	RPI 150+				
7- 6	0- 1	0- 0	OVERALL	0- 2	1- 2	6- 1				
4- 3	0- 0	0- 0	HOME	0- 2	0- 1	4- 0				
3- 3	0- 1	0- 0	AWAY	0- 0	1- 1	2- 1				
0- 0	0- 0	0- 0	NEUTRAL	0- 0	0- 0	0- 0				
6- 5	0- 1	0- 0	NON-CONFERENCE	0- 2	1- 2	5- 0				
4- 3	0- 0	0- 0	HOME	0- 2	0- 1	4- 0				
2- 2	0- 1	0- 0	AWAY	0- 0	1- 1	1- 0				
0- 0	0- 0	0- 0	NEUTRAL	0- 0	0- 0	0- 0				
1- 1	0- 0	0- 0	CONFERENCE	0- 0	0- 0	1- 1				
0- 0	0- 0	0- 0	HOME	0- 0	0- 0	0- 0				
1- 1	0- 0	0- 0	AWAY	0- 0	0- 0	1- 1				
0- 0	0- 0	0- 0	NEUTRAL	0- 0	0- 0	0- 0				

RPI 1-25				RPI 26-50				RPI 51-100				RPI 101+ Team's RPI: 174			
RPI	S	Opponent	Score	RPI	S	Opponent	Score	RPI	S	Opponent	Score	RPI	S	Opponent	Score
13	A	Iowa	53 85					53	H	Kansas	60 90	113	A	Richmond	55 57
								91	H	Furman	63 69	125	A	Western Mich.	80 79
												129	H	Harvard	51 65
												156	A	Hampton	64 63
												192	H	Little Rock	79 72
												220	A	UTEP	65 96
												253	H	Loyola Maryland	72 61
												310	H	Siena	83 39
												327	A	UTSA	80 53
												338	H	Central Conn. St.	72 54
LAST 10 Division I															
327	A	UTSA	80 53	220	A	UTEP	65 96								
129	H	Harvard	51 65	253	H	Loyola Maryland	72 61								
91	H	Furman	63 69	125	A	Western Mich.	80 79								
338	H	Central Conn. St.	72 54	192	H	Little Rock	79 72								
53	H	Kansas	60 90	310	H	Siena	83 39								

Non-Div I Games:

Fla. Atlantic

Average RPI Win:	259	WON-LOST	WINNING	LAST 10	STRENGTH OF	OPP. STRENGTH	TEAM	ADJ.	CONF.	ADJ CONF.
Average RPI Loss:	110	RECORD	PCT. RANK	GAMES	SCHEDULE	OF SCHEDULE	RPI	RPI	RPI	RPI
DIV. I ONLY	5- 7	214	5-5	151	199	175	175	25	25	
DIV. I NON-CONF.	2- 5	259	2-3	31	200	159	159	24	24	
TOTALS	RPI 1-25	RPI 26-50	W-L RECORDS	RPI 51-100	RPI 101-150	RPI 150+				
5- 7	0- 1	0- 2	OVERALL	0- 2	1- 0	4- 2				
2- 2	0- 0	0- 0	HOME	0- 1	0- 0	2- 1				
2- 5	0- 1	0- 2	AWAY	0- 1	0- 0	2- 1				
1- 0	0- 0	0- 0	NEUTRAL	0- 0	1- 0	0- 0				
2- 5	0- 1	0- 2	NON-CONFERENCE	0- 0	1- 0	1- 2				
1- 1	0- 0	0- 0	HOME	0- 0	0- 0	1- 1				
0- 4	0- 1	0- 2	AWAY	0- 0	0- 0	0- 1				
1- 0	0- 0	0- 0	NEUTRAL	0- 0	1- 0	0- 0				
3- 2	0- 0	0- 0	CONFERENCE	0- 2	0- 0	3- 0				
1- 1	0- 0	0- 0	HOME	0- 1	0- 0	1- 0				
2- 1	0- 0	0- 0	AWAY	0- 1	0- 0	2- 0				
0- 0	0- 0	0- 0	NEUTRAL	0- 0	0- 0	0- 0				

RPI 1-25				RPI 26-50				RPI 51-100				RPI 101+ Team's RPI: 175			
RPI	S	Opponent	Score	RPI	S	Opponent	Score	RPI	S	Opponent	Score	RPI	S	Opponent	Score
16	A	NC State	40 81	37	A	Baylor	28 90	84	A	Abilene Christian	72 78	126	N	Idaho	47 44
				44	A	Oklahoma St.	53 74	94	H	New Orleans	57 62	172	H	Louisiana	63 74
												234	A	Southeastern La.	65 57
												285	H	Denver	71 59
												311	A	Nicholls St.	84 78
												326	A	Cal Poly	56 57
												340	H	Northwestern St.	61 58
LAST 10 Division I															
				84	A	Abilene Christian	72 78	311	A	Nicholls St.	84 78				
				94	H	New Orleans	57 62	326	A	Cal Poly	56 57				
				340	H	Northwestern St.	61 58	126	N	Idaho	47 44				
				234	A	Southeastern La.	65 57	172	H	Louisiana	63 74				
				285	H	Denver	71 59	37	A	Baylor	28 90				

Non-Div I Games: Howard Payne 96 36 LeTourneau 90 38

Lamar University

Loss, Non-Conf, S Site, H Home A Away N Neutral

Bowling Green

Through Games Of Jan. 8, 2020

Average RPI Win:	260	WON-LOST	WINNING	LAST 10	STRENGTH OF	OPP. STRENGTH	TEAM	ADJ.	CONF.	ADJ CONF.
Average RPI Loss:	124	RECORD	PCT. RANK	GAMES	SCHEDULE	OF SCHEDULE	RPI	RPI	RPI	RPI
DIV. I ONLY	5- 7	214	3-7	135	248	176	176	10	10	
DIV. I NON-CONF.	5- 5	163	3-5	159	261	140	140	10	10	
TOTALS	RPI 1-25	RPI 26-50	W-L RECORDS	RPI 51-100	RPI 101-150	RPI 150+				
5- 7	0- 0	0- 1	OVERALL	0- 2	0- 1	5- 3				
2- 1	0- 0	0- 0	HOME	0- 1	0- 0	2- 0				
2- 4	0- 0	0- 1	AWAY	0- 1	0- 0	2- 2				
1- 2	0- 0	0- 0	NEUTRAL	0- 0	0- 1	1- 1				
5- 5	0- 0	0- 1	NON-CONFERENCE	0- 1	0- 1	5- 2				
2- 0	0- 0	0- 0	HOME	0- 0	0- 0	2- 0				
2- 3	0- 0	0- 1	AWAY	0- 1	0- 0	2- 1				
1- 2	0- 0	0- 0	NEUTRAL	0- 0	0- 1	1- 1				
0- 2	0- 0	0- 0	CONFERENCE	0- 1	0- 0	0- 1				
0- 1	0- 0	0- 0	HOME	0- 1	0- 0	0- 0				
0- 1	0- 0	0- 0	AWAY	0- 0	0- 0	0- 1				
0- 0	0- 0	0- 0	NEUTRAL	0- 0	0- 0	0- 0				

RPI S	Opponent	Score	RPI S	Opponent	Score	RPI S	Opponent	Score	RPI S	Opponent	Score	Team's RPI: 176
26	A Purdue	74 81	81	H Ball St.	80 86	142	N Green Bay	54 73	168	A Eastern Mich.	61 78	
			95	A Loyola Chicago	76 84	169	A Valparaiso	90 95	177	H Cleveland St.	89 62	
						185	N San Francisco	56 64	241	A Milwaukee	63 51	
						286	H Morehead St.	79 65	298	A Marshall	82 69	
						299	N California Baptist	98 60				
LAST 10 Division I												
168	A Eastern Mich.	61 78	81	H Ball St.	80 86							
26	A Purdue	74 81	299	N California Baptist	98 60							
95	A Loyola Chicago	76 84	185	N San Francisco	56 64							
241	A Milwaukee	63 51	142	N Green Bay	54 73							
298	A Marshall	82 69	169	A Valparaiso	90 95							

Non-Div I Games: Davis & Elkins 91 52 Notre Dame (OH) 88 54

Bowling Green

Loss, Non-Conf, S Site, H Home A Away N Neutral

Cleveland St.

Through Games Of Jan. 8, 2020

Average RPI Win:	275	WON-LOST	WINNING	LAST 10	STRENGTH OF	OPP. STRENGTH	TEAM	ADJ.	CONF.	ADJ CONF.
Average RPI Loss:	126	RECORD	PCT. RANK	GAMES	SCHEDULE	OF SCHEDULE	RPI	RPI	RPI	RPI
DIV. I ONLY	10- 3	51	8-2	349	182	177	177	17	17	
DIV. I NON-CONF.	8- 1	28	6-0	349	171	162	162	17	17	
TOTALS	RPI 1-25	RPI 26-50	W-L RECORDS	RPI 51-100	RPI 101-150	RPI 150+				
10- 3	0- 0	0- 0	OVERALL	0- 1	0- 1	10- 1				
2- 1	0- 0	0- 0	HOME	0- 1	0- 0	2- 0				
8- 2	0- 0	0- 0	AWAY	0- 0	0- 1	8- 1				
0- 0	0- 0	0- 0	NEUTRAL	0- 0	0- 0	0- 0				
8- 1	0- 0	0- 0	NON-CONFERENCE	0- 0	0- 0	8- 1				
1- 0	0- 0	0- 0	HOME	0- 0	0- 0	1- 0				
7- 1	0- 0	0- 0	AWAY	0- 0	0- 0	7- 1				
0- 0	0- 0	0- 0	NEUTRAL	0- 0	0- 0	0- 0				
2- 2	0- 0	0- 0	CONFERENCE	0- 1	0- 1	2- 0				
1- 1	0- 0	0- 0	HOME	0- 1	0- 0	1- 0				
1- 1	0- 0	0- 0	AWAY	0- 0	0- 1	1- 0				
0- 0	0- 0	0- 0	NEUTRAL	0- 0	0- 0	0- 0				

RPI S	Opponent	Score	RPI S	Opponent	Score	RPI S	Opponent	Score	RPI S	Opponent	Score	Team's RPI: 177
						76	H IUPUI	53 78	127	A Wright St.	62 78	
									176	A Bowling Green	62 89	
									179	H Akron	66 62	
									216	A Northern Ky.	73 68	
									217	A ETSU	62 54	
									232	A Delaware St.	57 49	
									281	A St. Bonaventure	65 62	
									284	A Omaha	79 66	
									328	A Western Caro.	68 61	
									329	A Hofstra	61 51	
									334	H UIC	84 44	
									348	A LIU Brooklyn	79 49	
LAST 10 Division I												
127	A Wright St.	62 78	216	A Northern Ky.	73 68							
76	H IUPUI	53 78	328	A Western Caro.	68 61							
334	H UIC	84 44	232	A Delaware St.	57 49							
284	A Omaha	79 66	179	H Akron	66 62							
217	A ETSU	62 54	281	A St. Bonaventure	65 62							

Non-Div I Games: Davis & Elkins 110 41 Lake Erie 95 49

Cleveland St.

Loss, Non-Conf, S Site, H Home A Away N Neutral

Average RPI Win:	158	WON-LOST	WINNING	LAST 10	STRENGTH OF	OPP. STRENGTH	TEAM	ADJ.	CONF.	ADJ CONF.
Average RPI Loss:	98	RECORD	PCT. RANK	GAMES	SCHEDULE	OF SCHEDULE	RPI	RPI	RPI	RPI
DIV. I ONLY	4- 11	279	3-7	12	121	178	178	4	4	
DIV. I NON-CONF.	3- 10	282	2-6	28	107	207	207	4	4	
TOTALS	RPI 1-25	RPI 26-50	W-L RECORDS	RPI 51-100	RPI 101-150	RPI 150+				
4- 11	0- 2	1- 2	OVERALL	1- 2	0- 3	2- 2				
4- 4	0- 1	1- 1	HOME	1- 1	0- 1	2- 0				
0- 5	0- 1	0- 1	AWAY	0- 1	0- 1	0- 1				
0- 2	0- 0	0- 0	NEUTRAL	0- 0	0- 1	0- 1				
3- 10	0- 2	0- 2	NON-CONFERENCE	1- 1	0- 3	2- 2				
3- 4	0- 1	0- 1	HOME	1- 1	0- 1	2- 0				
0- 4	0- 1	0- 1	AWAY	0- 0	0- 1	0- 1				
0- 2	0- 0	0- 0	NEUTRAL	0- 0	0- 1	0- 1				
1- 1	0- 0	1- 0	CONFERENCE	0- 1	0- 0	0- 0				
1- 0	0- 0	1- 0	HOME	0- 0	0- 0	0- 0				
0- 1	0- 0	0- 0	AWAY	0- 1	0- 0	0- 0				
0- 0	0- 0	0- 0	NEUTRAL	0- 0	0- 0	0- 0				

RPI 1-25				RPI 26-50				RPI 51-100				RPI 101+ Team's RPI: 178			
RPI	S	Opponent	Score	RPI	S	Opponent	Score	RPI	S	Opponent	Score	RPI	S	Opponent	Score
2	A	Missouri St.	72 79	39	A	South Dakota	56 72	63	H	Nebraska	85 90	110	N	North Carolina	69 82
18	H	Princeton	33 68	46	H	UNI	73 78	68	H	Saint Louis	83 58	138	H	Illinois	51 58
				47	H	LSU	69 65	96	A	Tennessee	66 77	142	A	Green Bay	64 72
												186	N	New Mexico	68 71
												225	H	Western Ill.	97 89
												238	A	UMKC	56 59
												292	H	SIUE	68 51
LAST 10 Division I															
				96	A	Tennessee	66 77	47	H	LSU	69 65				
				138	H	Illinois	51 58	68	H	Saint Louis	83 58				
				18	H	Princeton	33 68	110	N	North Carolina	69 82				
				2	A	Missouri St.	72 79	186	N	New Mexico	68 71				
				238	A	UMKC	56 59	292	H	SIUE	68 51				

Non-Div I Games:

Missouri

■ Loss,
 ■ Non-Conf, S Site,
 ■ Home
 ■ Away
 N Neutral

Average RPI Win:	253	WON-LOST	WINNING	LAST 10	STRENGTH OF	OPP. STRENGTH	TEAM	ADJ.	CONF.	ADJ CONF.
Average RPI Loss:	110	RECORD	PCT. RANK	GAMES	SCHEDULE	OF SCHEDULE	RPI	RPI	RPI	RPI
DIV. I ONLY	7- 6	151	5-5	174	242	179	179	10	10	
DIV. I NON-CONF.	7- 4	100	5-3	221	278	149	149	10	10	
TOTALS	RPI 1-25	RPI 26-50	W-L RECORDS	RPI 51-100	RPI 101-150	RPI 150+				
7- 6	0- 0	0- 2	OVERALL	1- 0	0- 2	6- 2				
3- 4	0- 0	0- 2	HOME	1- 0	0- 2	2- 0				
2- 2	0- 0	0- 0	AWAY	0- 0	0- 0	2- 2				
2- 0	0- 0	0- 0	NEUTRAL	0- 0	0- 0	2- 0				
7- 4	0- 0	0- 1	NON-CONFERENCE	1- 0	0- 1	6- 2				
3- 2	0- 0	0- 1	HOME	1- 0	0- 1	2- 0				
2- 2	0- 0	0- 0	AWAY	0- 0	0- 0	2- 2				
2- 0	0- 0	0- 0	NEUTRAL	0- 0	0- 0	2- 0				
0- 2	0- 0	0- 1	CONFERENCE	0- 0	0- 1	0- 0				
0- 2	0- 0	0- 1	HOME	0- 0	0- 1	0- 0				
0- 0	0- 0	0- 0	AWAY	0- 0	0- 0	0- 0				
0- 0	0- 0	0- 0	NEUTRAL	0- 0	0- 0	0- 0				

RPI 1-25				RPI 26-50				RPI 51-100				RPI 101+ Team's RPI: 179			
RPI	S	Opponent	Score	RPI	S	Opponent	Score	RPI	S	Opponent	Score	RPI	S	Opponent	Score
				34	H	Central Mich.	72 77	90	H	N.C. A&T	64 52	120	H	Duquesne	63 88
				42	H	Michigan	71 80					125	H	Western Mich.	51 56
												159	A	Butler	55 76
												177	A	Cleveland St.	62 66
												187	H	Youngstown St.	91 62
												281	A	St. Bonaventure	63 54
												285	N	Denver	88 72
												296	N	Morgan St.	52 45
												314	H	Purdue Fort Wayne	64 53
												320	A	Detroit Mercy	81 60
LAST 10 Division I															
				34	H	Central Mich.	72 77	125	H	Western Mich.	51 56				
				296	N	Morgan St.	52 45	120	H	Duquesne	63 88				
				285	N	Denver	88 72	177	A	Cleveland St.	62 66				
				90	H	N.C. A&T	64 52	320	A	Detroit Mercy	81 60				
				159	A	Butler	55 76	187	H	Youngstown St.	91 62				

Non-Div I Games:

Akron

■ Loss,
 ■ Non-Conf,
 ■ S Site,
 ■ H Home
 ■ A Away
 N Neutral

Average RPI Win:	211	WON-LOST	WINNING	LAST 10	STRENGTH OF	OPP. STRENGTH	TEAM	ADJ.	CONF.	ADJ CONF.
Average RPI Loss:	154	RECORD	PCT. RANK	GAMES	SCHEDULE	OF SCHEDULE	RPI	RPI	RPI	RPI
DIV. I ONLY	9- 6	115	7-3	239	202	180	180	8	8	
DIV. I NON-CONF.	9- 4	84	7-1	260	223	157	157	8	8	
TOTALS	RPI 1-25	RPI 26-50	W-L RECORDS	RPI 51-100	RPI 101-150	RPI 150+				
9- 6	0- 0	0- 1	OVERALL	1- 0	1- 3	7- 2				
5- 3	0- 0	0- 0	HOME	0- 0	1- 2	4- 1				
3- 2	0- 0	0- 0	AWAY	1- 0	0- 1	2- 1				
1- 1	0- 0	0- 1	NEUTRAL	0- 0	0- 0	1- 0				
9- 4	0- 0	0- 1	NON-CONFERENCE	1- 0	1- 1	7- 2				
5- 2	0- 0	0- 0	HOME	0- 0	1- 1	4- 1				
3- 1	0- 0	0- 0	AWAY	1- 0	0- 0	2- 1				
1- 1	0- 0	0- 1	NEUTRAL	0- 0	0- 0	1- 0				
0- 2	0- 0	0- 0	CONFERENCE	0- 0	0- 2	0- 0				
0- 1	0- 0	0- 0	HOME	0- 0	0- 1	0- 0				
0- 1	0- 0	0- 0	AWAY	0- 0	0- 1	0- 0				
0- 0	0- 0	0- 0	NEUTRAL	0- 0	0- 0	0- 0				

RPI S	Opponent	Score	RPI S	Opponent	Score	RPI S	Opponent	Score	RPI S	Opponent	Score	Team's RPI: 180
47 N	LSU	58 89	59 A	Southern Ill.	70 66	114 H	George Washington	63 64	134 H	UAB	77 52	
						140 A	Houston	65 75	144 H	Cincinnati	66 73	
						173 A	Toledo	83 76	192 A	Little Rock	68 50	
						202 N	Kansas St.	72 68	210 H	Arkansas St.	78 50	
						228 A	Louisiana Tech	74 83	252 H	Eastern Ky.	60 63	
						260 H	Alabama A&M	79 71	318 H	Alcorn	57 51	
						347 H	Mississippi Val.	91 54				
LAST 10 Division I												
140 A	Houston	65 75	144 H	Cincinnati	66 73							
260 H	Alabama A&M	79 71	134 H	UAB	77 52							
347 H	Mississippi Val.	91 54	47 N	LSU	58 89							
192 A	Little Rock	68 50	202 N	Kansas St.	72 68							
210 H	Arkansas St.	78 50	173 A	Toledo	83 76							

Non-Div I Games:

Memphis

■ Loss,
 ■ Non-Conf, S Site,
 ■ Home
 ■ Away
 N Neutral

Average RPI Win:	257	WON-LOST	WINNING	LAST 10	STRENGTH OF	OPP. STRENGTH	TEAM	ADJ.	CONF.	ADJ CONF.
Average RPI Loss:	195	RECORD	PCT. RANK	GAMES	SCHEDULE	OF SCHEDULE	RPI	RPI	RPI	RPI
DIV. I ONLY	6- 5	146	6-4	261	338	181	181	27	27	
DIV. I NON-CONF.	3- 4	201	3-3	281	272	229	229	27	27	
TOTALS	RPI 1-25	RPI 26-50	W-L RECORDS	RPI 51-100	RPI 101-150	RPI 150+				
6- 5	0- 0	0- 1	OVERALL	1- 1	0- 0	5- 3				
4- 0	0- 0	0- 0	HOME	1- 0	0- 0	3- 0				
2- 5	0- 0	0- 1	AWAY	0- 1	0- 0	2- 3				
0- 0	0- 0	0- 0	NEUTRAL	0- 0	0- 0	0- 0				
3- 4	0- 0	0- 1	NON-CONFERENCE	1- 1	0- 0	2- 2				
2- 0	0- 0	0- 0	HOME	1- 0	0- 0	1- 0				
1- 4	0- 0	0- 1	AWAY	0- 1	0- 0	1- 2				
0- 0	0- 0	0- 0	NEUTRAL	0- 0	0- 0	0- 0				
3- 1	0- 0	0- 0	CONFERENCE	0- 0	0- 0	3- 1				
2- 0	0- 0	0- 0	HOME	0- 0	0- 0	2- 0				
1- 1	0- 0	0- 0	AWAY	0- 0	0- 0	1- 1				
0- 0	0- 0	0- 0	NEUTRAL	0- 0	0- 0	0- 0				

RPI S	Opponent	Score	RPI S	Opponent	Score	RPI S	Opponent	Score	RPI S	Opponent	Score	Team's RPI: 181
50	A Old Dominion	44 59	67	A Wake Forest	46 74	212	A UNC Asheville	52 60	243	A Longwood	70 55	
			99	H UNC Greensboro	72 64	257	H Kennesaw St.	63 51	282	H High Point	73 36	
						315	A N.C. Central	64 67	328	A Western Caro.	61 40	
						329	A Hofstra	55 58	330	H USC Upstate	50 38	
LAST 10 Division I												
212	A UNC Asheville	52 60	243	A Longwood	70 55							
330	H USC Upstate	50 38	99	H UNC Greensboro	72 64							
282	H High Point	73 36	257	H Kennesaw St.	63 51							
329	A Hofstra	55 58	315	A N.C. Central	64 67							
67	A Wake Forest	46 74	328	A Western Caro.	61 40							

Non-Div I Games: St. Andrews 122 56 Bluefield Col. 65 41

Campbell

Loss, Non-Conf, S Site, H Home A Away N Neutral

Average RPI Win:	185	WON-LOST	WINNING	LAST 10	STRENGTH OF	OPP. STRENGTH	TEAM	ADJ.	CONF.	ADJ CONF.
Average RPI Loss:	141	RECORD	PCT. RANK	GAMES	SCHEDULE	OF SCHEDULE	RPI	RPI	RPI	RPI
DIV. I ONLY	6- 7	194	4-6	168	157	182	182	14	14	
DIV. I NON-CONF.	4- 6	212	2-5	163	134	192	192	13	13	
TOTALS	RPI 1-25	RPI 26-50	W-L RECORDS	RPI 51-100	RPI 101-150	RPI 150+				
6- 7	0- 0	0- 1	OVERALL	1- 1	2- 2	3- 3				
5- 1	0- 0	0- 1	HOME	1- 0	2- 0	2- 0				
1- 5	0- 0	0- 0	AWAY	0- 0	0- 2	1- 3				
0- 1	0- 0	0- 0	NEUTRAL	0- 1	0- 0	0- 0				
4- 6	0- 0	0- 1	NON-CONFERENCE	1- 1	1- 2	2- 2				
3- 1	0- 0	0- 1	HOME	1- 0	1- 0	1- 0				
1- 4	0- 0	0- 0	AWAY	0- 0	0- 2	1- 2				
0- 1	0- 0	0- 0	NEUTRAL	0- 1	0- 0	0- 0				
2- 1	0- 0	0- 0	CONFERENCE	0- 0	1- 0	1- 1				
2- 0	0- 0	0- 0	HOME	0- 0	1- 0	1- 0				
0- 1	0- 0	0- 0	AWAY	0- 0	0- 0	0- 1				
0- 0	0- 0	0- 0	NEUTRAL	0- 0	0- 0	0- 0				

RPI 1-25				RPI 26-50				RPI 51-100				RPI 101+				Team's RPI: 182			
RPI	S	Opponent	Score	RPI	S	Opponent	Score	RPI	S	Opponent	Score	RPI	S	Opponent	Score				
				48	H	Minnesota	53 70	54	H	Villanova	76 54	105	H	Colgate	63 61				
								70	N	Buffalo	55 73	114	H	George Washington	66 53				
												121	A	Ohio	69 81				
												136	A	Saint Joseph's	51 72				
												165	A	George Mason	55 73				
												200	A	Boston U.	44 59				
												245	A	Towson	60 63				
												265	H	Army West Point	73 57				
												282	H	High Point	56 48				
												290	A	Radford	59 55				
LAST 10 Division I																			
200	A	Boston U.	44 59	265	H	Army West Point	73 57	70	N	Buffalo	55 73	136	A	Saint Joseph's	51 72	245	A	Towson	60 63
105	H	Colgate	63 61	114	H	George Washington	66 53	290	A	Radford	59 55	48	H	Minnesota	53 70	165	A	George Mason	55 73

Non-Div I Games:

American

■ Loss,
 ■ Non-Conf,
 S Site,
 ■ Home
 ■ Away
 N Neutral

Average RPI Win:	259	WON-LOST	WINNING	LAST 10	STRENGTH OF	OPP. STRENGTH	TEAM	ADJ.	CONF.	ADJ CONF.
Average RPI Loss:	59	RECORD	PCT. RANK	GAMES	SCHEDULE	OF SCHEDULE	RPI	RPI	RPI	RPI
DIV. I ONLY	6- 5	146	6-4	276	67	183	183	20	20	
DIV. I NON-CONF.	5- 4	140	5-3	306	53	180	180	21	21	
TOTALS	RPI 1-25	RPI 26-50	W-L RECORDS	RPI 51-100	RPI 101-150	RPI 150+				
6- 5	0- 2	0- 0	OVERALL	0- 2	1- 0	5- 1				
3- 2	0- 0	0- 0	HOME	0- 1	1- 0	2- 1				
3- 3	0- 2	0- 0	AWAY	0- 1	0- 0	3- 0				
0- 0	0- 0	0- 0	NEUTRAL	0- 0	0- 0	0- 0				
5- 4	0- 2	0- 0	NON-CONFERENCE	0- 1	0- 0	5- 1				
2- 1	0- 0	0- 0	HOME	0- 0	0- 0	2- 1				
3- 3	0- 2	0- 0	AWAY	0- 1	0- 0	3- 0				
0- 0	0- 0	0- 0	NEUTRAL	0- 0	0- 0	0- 0				
1- 1	0- 0	0- 0	CONFERENCE	0- 1	1- 0	0- 0				
1- 1	0- 0	0- 0	HOME	0- 1	1- 0	0- 0				
0- 0	0- 0	0- 0	AWAY	0- 0	0- 0	0- 0				
0- 0	0- 0	0- 0	NEUTRAL	0- 0	0- 0	0- 0				

RPI 1-25				RPI 26-50				RPI 51-100				RPI 101+ Team's RPI: 183			
RPI	S	Opponent	Score	RPI	S	Opponent	Score	RPI	S	Opponent	Score	RPI	S	Opponent	Score
4	A	Louisville	40 76					59	A	Southern Ill.	66 76	132	H	Southeast Mo. St.	70 62
12	A	Mississippi St.	43 124					64	H	UT Martin	64 89	155	H	Samford	56 84
												210	H	Arkansas St.	77 62
												259	A	Lipscomb	67 57
												271	H	Indiana St.	70 62
												333	A	Evansville	61 59
												347	A	Mississippi Val.	72 66
LAST 10 Division I															
		64	H	UT Martin	64	89				132	H	Southeast Mo. St.	70	62	
		155	H	Samford	56	84				210	H	Arkansas St.	77	62	
		59	A	Southern Ill.	66	76				259	A	Lipscomb	67	57	
		271	H	Indiana St.	70	62				12	A	Mississippi St.	43	124	
		333	A	Evansville	61	59				347	A	Mississippi Val.	72	66	

Non-Div I Games: Cumberland (TN) 93 60 Christian Bros. 95 59

Murray St.

■ Loss,
 ■ Non-Conf, S Site,
 ■ Home
 ■ Away
 N Neutral

Average RPI Win:	256	WON-LOST	WINNING	LAST 10	STRENGTH OF	OPP. STRENGTH	TEAM	ADJ.	CONF.	ADJ CONF.
Average RPI Loss:	98	RECORD	PCT. RANK	GAMES	SCHEDULE	OF SCHEDULE	RPI	RPI	RPI	RPI
DIV. I ONLY	4- 9	260	2-8	68	246	184	184	10	10	
DIV. I NON-CONF.	4- 7	225	2-6	68	241	164	164	10	10	
TOTALS	RPI 1-25	RPI 26-50	W-L RECORDS	RPI 51-100	RPI 101-150	RPI 150+				
4- 9	0- 1	0- 2	OVERALL	0- 2	0- 2	4- 2				
1- 3	0- 1	0- 0	HOME	0- 1	0- 1	1- 0				
2- 5	0- 0	0- 1	AWAY	0- 1	0- 1	2- 2				
1- 1	0- 0	0- 1	NEUTRAL	0- 0	0- 0	1- 0				
4- 7	0- 1	0- 2	NON-CONFERENCE	0- 2	0- 1	4- 1				
1- 3	0- 1	0- 0	HOME	0- 1	0- 1	1- 0				
2- 3	0- 0	0- 1	AWAY	0- 1	0- 0	2- 1				
1- 1	0- 0	0- 1	NEUTRAL	0- 0	0- 0	1- 0				
0- 2	0- 0	0- 0	CONFERENCE	0- 0	0- 1	0- 1				
0- 0	0- 0	0- 0	HOME	0- 0	0- 0	0- 0				
0- 2	0- 0	0- 0	AWAY	0- 0	0- 1	0- 1				
0- 0	0- 0	0- 0	NEUTRAL	0- 0	0- 0	0- 0				

RPI 1-25				RPI 26-50				RPI 51-100				RPI 101+ Team's RPI: 184			
RPI	S	Opponent	Score	RPI	S	Opponent	Score	RPI	S	Opponent	Score	RPI	S	Opponent	Score
25	H	Drake	49 73	26	A	Purdue	63 68	59	H	Southern Ill.	61 80	121	A	Ohio	67 87
				39	N	South Dakota	48 91	82	A	Illinois St.	66 69	129	H	Harvard	53 59
												163	A	Miami (OH)	64 66
												190	N	Tennessee Tech	82 74
												237	A	Colorado St.	80 75
												241	A	Milwaukee	65 78
												277	H	Eastern Ill.	61 48
												321	A	North Dakota St.	74 68
LAST 10 Division I															
121	A	Ohio	67 87	163	A	Miami (OH)	64 66	25	H	Drake	49 73	39	N	South Dakota	48 91
59	H	Southern Ill.	61 80	190	N	Tennessee Tech	82 74	277	H	Eastern Ill.	61 48	26	A	Purdue	63 68
241	A	Milwaukee	65 78	82	A	Illinois St.	66 69								

Non-Div I Games:

Northern Ill.

■ Loss,
■ Non-Conf,
■ S Site,
■ H Home
■ A Away
N Neutral

San Francisco

Through Games Of Jan. 8, 2020

Average RPI Win:	214	WON-LOST	WINNING	LAST 10	STRENGTH OF	OPP. STRENGTH	TEAM	ADJ.	CONF.	ADJ CONF.
Average RPI Loss:	93	RECORD	PCT. RANK	GAMES	SCHEDULE	OF SCHEDULE	RPI	RPI	RPI	RPI
DIV. I ONLY	7- 8	186	5-5	129	107	185	185	11	11	
DIV. I NON-CONF.	7- 5	130	5-2	164	119	136	136	11	11	
TOTALS	RPI 1-25	RPI 26-50	W-L RECORDS	RPI 51-100	RPI 101-150	RPI 150+				
7- 8	0- 2	0- 0	OVERALL	0- 3	2- 2	5- 1				
3- 5	0- 1	0- 0	HOME	0- 2	0- 2	3- 0				
1- 2	0- 0	0- 0	AWAY	0- 1	1- 0	0- 1				
3- 1	0- 1	0- 0	NEUTRAL	0- 0	1- 0	2- 0				
7- 5	0- 2	0- 0	NON-CONFERENCE	0- 1	2- 1	5- 1				
3- 2	0- 1	0- 0	HOME	0- 0	0- 1	3- 0				
1- 2	0- 0	0- 0	AWAY	0- 1	1- 0	0- 1				
3- 1	0- 1	0- 0	NEUTRAL	0- 0	1- 0	2- 0				
0- 3	0- 0	0- 0	CONFERENCE	0- 2	0- 1	0- 0				
0- 3	0- 0	0- 0	HOME	0- 2	0- 1	0- 0				
0- 0	0- 0	0- 0	AWAY	0- 0	0- 0	0- 0				
0- 0	0- 0	0- 0	NEUTRAL	0- 0	0- 0	0- 0				

RPI	S	Opponent	Score	RPI	S	Opponent	Score	RPI	S	Opponent	Score	RPI	S	Opponent	Score	Team's RPI: 185
6	H	Stanford	71 97					66	A	Washington	54 73	124	A	Northern Colo.	90 83	
12	N	Mississippi St.	38 73					88	H	Pacific	61 84	126	H	Idaho	60 66	
								92	H	Santa Clara	72 80	128	H	Saint Mary's (CA)	79 86	
												140	N	Houston	80 57	
												176	N	Bowling Green	64 56	
												215	H	Cal St. Fullerton	71 63	
												222	A	UC Davis	67 79	
												242	N	UC Irvine	68 61	
												248	H	CSUN	79 61	
												350	H	Sacramento St.	87 82	
LAST 10 Division I																
88	H	Pacific	61 84	92	H	Santa Clara	72 80	215	H	Cal St. Fullerton	71 63	140	N	Houston	80 57	
128	H	Saint Mary's (CA)	79 86	176	N	Bowling Green	64 56	12	N	Mississippi St.	38 73					
242	N	UC Irvine	68 61													
66	A	Washington	54 73													
350	H	Sacramento St.	87 82													

Non-Div I Games:

San Francisco

■ Loss,
 ■ Non-Conf,
 ■ S Site,
 ■ H Home
 ■ A Away
 N Neutral

Average RPI Win:	218	WON-LOST	WINNING	LAST 10	STRENGTH OF	OPP. STRENGTH	TEAM	ADJ.	CONF.	ADJ CONF.
Average RPI Loss:	133	RECORD	PCT. RANK	GAMES	SCHEDULE	OF SCHEDULE	RPI	RPI	RPI	RPI
DIV. I ONLY	8- 8	166	2-8	165	166	186	186	22	22	
DIV. I NON-CONF.	8- 4	90	2-4	205	133	134	134	25	25	
TOTALS	RPI 1-25	RPI 26-50	W-L RECORDS	RPI 51-100	RPI 101-150	RPI 150+				
8- 8	0- 1	0- 0	OVERALL	0- 2	2- 2	6- 3				
5- 4	0- 0	0- 0	HOME	0- 1	2- 0	3- 3				
2- 3	0- 0	0- 0	AWAY	0- 1	0- 2	2- 0				
1- 1	0- 1	0- 0	NEUTRAL	0- 0	0- 0	1- 0				
8- 4	0- 1	0- 0	NON-CONFERENCE	0- 2	2- 0	6- 1				
5- 2	0- 0	0- 0	HOME	0- 1	2- 0	3- 1				
2- 1	0- 0	0- 0	AWAY	0- 1	0- 0	2- 0				
1- 1	0- 1	0- 0	NEUTRAL	0- 0	0- 0	1- 0				
0- 4	0- 0	0- 0	CONFERENCE	0- 0	0- 2	0- 2				
0- 2	0- 0	0- 0	HOME	0- 0	0- 0	0- 2				
0- 2	0- 0	0- 0	AWAY	0- 0	0- 2	0- 0				
0- 0	0- 0	0- 0	NEUTRAL	0- 0	0- 0	0- 0				

RPI 1-25				RPI 26-50				RPI 51-100				RPI 101+				Team's RPI: 186	
RPI	S	Opponent	Score	RPI	S	Opponent	Score	RPI	S	Opponent	Score	RPI	S	Opponent	Score		
22	N	West Virginia	60 73					51	A	Arizona St.	47 84	109	A	Boise St.	82 83		
								81	H	Ball St.	57 70	115	H	Providence	86 68		
												116	A	Fresno St.	81 84		
												140	H	Houston	81 71		
												178	N	Missouri	71 68		
												193	H	San Jose St.	80 81		
												211	H	Wyoming	66 73		
												220	A	UTEP	93 78		
												240	H	UC Riverside	80 70		
												247	H	Northern Ariz.	83 76		
												283	H	LMU (CA)	72 73		
												303	A	New Mexico St.	86 67		
												303	H	New Mexico St.	107 53		
LAST 10 Division I																	
193	H	San Jose St.	80 81	116	A	Fresno St.	81 84										
81	H	Ball St.	57 70	51	A	Arizona St.	47 84										
283	H	LMU (CA)	72 73	211	H	Wyoming	66 73										
115	H	Providence	86 68	109	A	Boise St.	82 83										
303	H	New Mexico St.	107 53	22	N	West Virginia	60 73										

Non-Div I Games: Northern N.M. 92 44

New Mexico

■ Loss,
 ■ Non-Conf, S Site,
 ■ Home
 ■ Away
 N Neutral

Average RPI Win:	234	WON-LOST	WINNING	LAST 10	STRENGTH OF	OPP. STRENGTH	TEAM	ADJ.	CONF.	ADJ CONF.
Average RPI Loss:	135	RECORD	PCT. RANK	GAMES	SCHEDULE	OF SCHEDULE	RPI	RPI	RPI	RPI
DIV. I ONLY	7- 6	151	6-4	263	172	187	187	17	17	
DIV. I NON-CONF.	5- 4	140	4-2	251	164	169	169	17	17	
TOTALS	RPI 1-25	RPI 26-50	W-L RECORDS	RPI 51-100	RPI 101-150	RPI 150+				
7- 6	0- 1	0- 0	OVERALL	1- 0	0- 2	6- 3				
5- 1	0- 0	0- 0	HOME	1- 0	0- 1	4- 0				
2- 5	0- 1	0- 0	AWAY	0- 0	0- 1	2- 3				
0- 0	0- 0	0- 0	NEUTRAL	0- 0	0- 0	0- 0				
5- 4	0- 1	0- 0	NON-CONFERENCE	0- 0	0- 1	5- 2				
3- 1	0- 0	0- 0	HOME	0- 0	0- 1	3- 0				
2- 3	0- 1	0- 0	AWAY	0- 0	0- 0	2- 2				
0- 0	0- 0	0- 0	NEUTRAL	0- 0	0- 0	0- 0				
2- 2	0- 0	0- 0	CONFERENCE	1- 0	0- 1	1- 1				
2- 0	0- 0	0- 0	HOME	1- 0	0- 0	1- 0				
0- 2	0- 0	0- 0	AWAY	0- 0	0- 1	0- 1				
0- 0	0- 0	0- 0	NEUTRAL	0- 0	0- 0	0- 0				

RPI S	Opponent	Score	RPI S	Opponent	Score	RPI S	Opponent	Score	RPI S	Opponent	Score	Team's RPI: 187
10	A Indiana	56 93				76	H IUPUI	75 73	122	H Kent St.	73 82	
									127	A Wright St.	41 91	
									154	A Robert Morris	43 58	
									168	H Eastern Mich.	79 77	
									179	A Akron	62 91	
									216	A Northern Ky.	56 75	
									221	A Saint Francis (PA)	56 46	
									252	A Eastern Ky.	72 63	
									255	H Wagner	64 42	
									332	H Canisius	87 59	
									334	H UIC	77 65	
LAST 10 Division I												
216	A Northern Ky.	56 75	127	A Wright St.	41 91							
334	H UIC	77 65	252	A Eastern Ky.	72 63							
76	H IUPUI	75 73	255	H Wagner	64 42							
10	A Indiana	56 93	179	A Akron	62 91							
221	A Saint Francis (PA)	56 46	168	H Eastern Mich.	79 77							

Non-Div I Games: Lake Erie 83 48 Muskingum 92 46

Youngstown St.

Loss, Non-Conf, S Site, H Home A Away N Neutral

Rice

R
i
c
e

Rice

Page 188

Average RPI Win:	208	WON-LOST	WINNING	LAST 10	STRENGTH OF	OPP. STRENGTH	TEAM	ADJ.	CONF.	ADJ CONF.
Average RPI Loss:	145	RECORD	PCT. RANK	GAMES	SCHEDULE	OF SCHEDULE	RPI	RPI	RPI	RPI
DIV. I ONLY	7- 7	166	6-4	198	245	189	189	30	30	
DIV. I NON-CONF.	5- 7	205	4-4	144	235	189	189	31	31	
TOTALS	RPI 1-25	RPI 26-50	W-L RECORDS	RPI 51-100	RPI 101-150	RPI 150+				
7- 7	0- 1	0- 0	OVERALL	1- 1	1- 2	5- 3				
3- 3	0- 0	0- 0	HOME	0- 1	1- 0	2- 2				
3- 3	0- 0	0- 0	AWAY	0- 0	0- 2	3- 1				
1- 1	0- 1	0- 0	NEUTRAL	1- 0	0- 0	0- 0				
5- 7	0- 1	0- 0	NON-CONFERENCE	1- 1	0- 2	4- 3				
2- 3	0- 0	0- 0	HOME	0- 1	0- 0	2- 2				
2- 3	0- 0	0- 0	AWAY	0- 0	0- 2	2- 1				
1- 1	0- 1	0- 0	NEUTRAL	1- 0	0- 0	0- 0				
2- 0	0- 0	0- 0	CONFERENCE	0- 0	1- 0	1- 0				
1- 0	0- 0	0- 0	HOME	0- 0	1- 0	0- 0				
1- 0	0- 0	0- 0	AWAY	0- 0	0- 0	1- 0				
0- 0	0- 0	0- 0	NEUTRAL	0- 0	0- 0	0- 0				

RPI 1-25				RPI 26-50				RPI 51-100				RPI 101+ Team's RPI: 189			
RPI	S	Opponent	Score	RPI	S	Opponent	Score	RPI	S	Opponent	Score	RPI	S	Opponent	Score
22	N	West Virginia	55 72					72	N	North Florida	57 54	113	A	Richmond	69 77
								98	H	Liberty	48 67	123	A	William & Mary	56 65
												147	H	Bethune-Cookman	61 51
												154	H	Robert Morris	62 69
												156	A	Hampton	77 56
												205	H	La Salle	52 55
												214	A	Jacksonville	71 64
												243	H	Longwood	49 46
												282	H	High Point	72 58
												298	A	Marshall	69 75
												339	A	Coppin St.	85 48
LAST 10 Division I															
147	H	Bethune-Cookman	61 51	339	A	Coppin St.	85 48								
113	A	Richmond	69 77	156	A	Hampton	77 56								
123	A	William & Mary	56 65	243	H	Longwood	49 46								
154	H	Robert Morris	62 69	214	A	Jacksonville	71 64								
22	N	West Virginia	55 72	72	N	North Florida	57 54								

Non-Div I Games: Virginia-Lynchburg 123 48

Norfolk St.

■ Loss,
 ■ Non-Conf,
 ■ S Site,
 ■ H Home
 ■ A Away
 N Neutral

Tennessee Tech

Through Games Of Jan. 8, 2020

Average RPI Win:	278	WON-LOST	WINNING	LAST 10	STRENGTH OF	OPP. STRENGTH	TEAM	ADJ.	CONF.	ADJ CONF.
Average RPI Loss:	88	RECORD	PCT. RANK	GAMES	SCHEDULE	OF SCHEDULE	RPI	RPI	RPI	RPI
DIV. I ONLY	7- 4	102	6-4	338	94	190	190	20	20	
DIV. I NON-CONF.	5- 4	140	4-4	340	69	225	225	21	21	
TOTALS	RPI 1-25	RPI 26-50	W-L RECORDS	RPI 51-100	RPI 101-150	RPI 150+				
7- 4	0- 0	0- 1	OVERALL	0- 2	0- 0	7- 1				
2- 0	0- 0	0- 0	HOME	0- 0	0- 0	2- 0				
4- 3	0- 0	0- 1	AWAY	0- 2	0- 0	4- 0				
1- 1	0- 0	0- 0	NEUTRAL	0- 0	0- 0	1- 1				
5- 4	0- 0	0- 1	NON-CONFERENCE	0- 2	0- 0	5- 1				
2- 0	0- 0	0- 0	HOME	0- 0	0- 0	2- 0				
2- 3	0- 0	0- 1	AWAY	0- 2	0- 0	2- 0				
1- 1	0- 0	0- 0	NEUTRAL	0- 0	0- 0	1- 1				
2- 0	0- 0	0- 0	CONFERENCE	0- 0	0- 0	2- 0				
0- 0	0- 0	0- 0	HOME	0- 0	0- 0	0- 0				
2- 0	0- 0	0- 0	AWAY	0- 0	0- 0	2- 0				
0- 0	0- 0	0- 0	NEUTRAL	0- 0	0- 0	0- 0				

RPI 1-25				RPI 26-50				RPI 51-100				RPI 101+				Team's RPI: 190	
RPI	S	Opponent	Score	RPI	S	Opponent	Score	RPI	S	Opponent	Score	RPI	S	Opponent	Score		
				49	A	Middle Tenn.	58 64	59	A	Southern Ill.	65 76	155	A	Samford	72 57		
								60	A	Vanderbilt	61 75	184	N	Northern Ill.	74 82		
												252	A	Eastern Ky.	60 42		
												259	H	Lipscomb	78 58		
												286	A	Morehead St.	75 55		
												320	N	Detroit Mercy	69 47		
												328	A	Western Caro.	62 58		
												349	H	La.-Monroe	75 68		
LAST 10 Division I																	
				252	A	Eastern Ky.	60 42	286	A	Morehead St.	75 55						
				259	H	Lipscomb	78 58	184	N	Northern Ill.	74 82						
				328	A	Western Caro.	62 58	155	A	Samford	72 57						
				60	A	Vanderbilt	61 75	49	A	Middle Tenn.	58 64						
				320	N	Detroit Mercy	69 47	59	A	Southern Ill.	65 76						

Non-Div I Games: Tenn. Wesleyan 94 45 Cumberland (TN) 88 51

Tennessee Tech

Loss, Non-Conf, S Site, H Home A Away N Neutral

Average RPI Win:	225	WON-LOST	WINNING	LAST 10	STRENGTH OF	OPP. STRENGTH	TEAM	ADJ.	CONF.	ADJ CONF.
Average RPI Loss:	94	RECORD	PCT. RANK	GAMES	SCHEDULE	OF SCHEDULE	RPI	RPI	RPI	RPI
DIV. I ONLY	7- 7	166	5-5	132	113	191	191	8	8	
DIV. I NON-CONF.	6- 6	163	4-4	170	179	215	215	8	8	
TOTALS	RPI 1-25	RPI 26-50	W-L RECORDS	RPI 51-100	RPI 101-150	RPI 150+				
7- 7	0- 1	0- 1	OVERALL	0- 1	1- 3	6- 1				
5- 5	0- 1	0- 1	HOME	0- 0	1- 2	4- 1				
1- 2	0- 0	0- 0	AWAY	0- 1	0- 1	1- 0				
1- 0	0- 0	0- 0	NEUTRAL	0- 0	0- 0	1- 0				
6- 6	0- 0	0- 1	NON-CONFERENCE	0- 1	1- 3	5- 1				
5- 4	0- 0	0- 1	HOME	0- 0	1- 2	4- 1				
0- 2	0- 0	0- 0	AWAY	0- 1	0- 1	0- 0				
1- 0	0- 0	0- 0	NEUTRAL	0- 0	0- 0	1- 0				
1- 1	0- 1	0- 0	CONFERENCE	0- 0	0- 0	1- 0				
0- 1	0- 1	0- 0	HOME	0- 0	0- 0	0- 0				
1- 0	0- 0	0- 0	AWAY	0- 0	0- 0	1- 0				
0- 0	0- 0	0- 0	NEUTRAL	0- 0	0- 0	0- 0				

RPI 1-25				RPI 26-50				RPI 51-100				RPI 101+ Team's RPI: 191			
RPI	S	Opponent	Score	RPI	S	Opponent	Score	RPI	S	Opponent	Score	RPI	S	Opponent	Score
1	H	UConn	42 80	38	H	TCU	56 57	88	A	Pacific	49 77	117	A	UT Arlington	46 51
												124	H	Northern Colo.	52 61
												127	H	Wright St.	61 69
												135	H	North Dakota	66 51
												165	H	George Mason	58 59
												188	H	Rice	55 43
												220	H	UTEP	60 56
												236	A	East Carolina	55 47
												242	H	UC Irvine	59 56
												248	N	CSUN	68 58
												308	H	McNeese	81 60
LAST 10 Division I															
1	H	UConn	42 80	236	A	East Carolina	55 47								
165	H	George Mason	58 59	135	H	North Dakota	66 51								
242	H	UC Irvine	59 56	127	H	Wright St.	61 69								
117	A	UT Arlington	46 51	88	A	Pacific	49 77								
220	H	UTEP	60 56	248	N	CSUN	68 58								

Non-Div I Games:

SMU

■ Loss,
■ Non-Conf,
■ S Site,
■ H Home
■ A Away
N Neutral

Little Rock

Through Games Of Jan. 8, 2020

Average RPI Win:	252	WON-LOST	WINNING	LAST 10	STRENGTH OF	OPP. STRENGTH	TEAM	ADJ.	CONF.	ADJ CONF.
Average RPI Loss:	106	RECORD	PCT. RANK	GAMES	SCHEDULE	OF SCHEDULE	RPI	RPI	RPI	RPI
DIV. I ONLY	3- 10	292	3-7	27	196	192	192	23	23	
DIV. I NON-CONF.	2- 9	304	2-6	20	187	212	212	22	22	
TOTALS	RPI 1-25	RPI 26-50	W-L RECORDS	RPI 51-100	RPI 101-150	RPI 150+				
3- 10	0- 2	0- 2	OVERALL	0- 1	0- 1	3- 4				
2- 3	0- 0	0- 1	HOME	0- 0	0- 0	2- 2				
1- 7	0- 2	0- 1	AWAY	0- 1	0- 1	1- 2				
0- 0	0- 0	0- 0	NEUTRAL	0- 0	0- 0	0- 0				
2- 9	0- 2	0- 2	NON-CONFERENCE	0- 1	0- 0	2- 4				
2- 3	0- 0	0- 1	HOME	0- 0	0- 0	2- 2				
0- 6	0- 2	0- 1	AWAY	0- 1	0- 0	0- 2				
0- 0	0- 0	0- 0	NEUTRAL	0- 0	0- 0	0- 0				
1- 1	0- 0	0- 0	CONFERENCE	0- 0	0- 1	1- 0				
0- 0	0- 0	0- 0	HOME	0- 0	0- 0	0- 0				
1- 1	0- 0	0- 0	AWAY	0- 0	0- 1	1- 0				
0- 0	0- 0	0- 0	NEUTRAL	0- 0	0- 0	0- 0				

RPI 1-25				RPI 26-50				RPI 51-100				RPI 101+ Team's RPI: 192			
RPI	S	Opponent	Score	RPI	S	Opponent	Score	RPI	S	Opponent	Score	RPI	S	Opponent	Score
12	A	Mississippi St.	50 89	43	A	Arkansas	53 86	56	A	Western Ky.	58 77	117	A	UT Arlington	58 65
14	A	Texas A&M	35 78	47	H	LSU	50 65					174	A	Fla. Atlantic	72 79
												180	H	Memphis	50 68
												188	A	Rice	40 66
												224	H	Tulsa	63 51
												228	H	Louisiana Tech	38 43
												251	H	Central Ark.	63 48
												280	A	Texas St.	78 66
LAST 10 Division I															
280	A	Texas St.	78 66	117	A	UT Arlington	58 65								
12	A	Mississippi St.	50 89	228	H	Louisiana Tech	38 43								
43	A	Arkansas	53 86	56	A	Western Ky.	58 77								
180	H	Memphis	50 68	174	A	Fla. Atlantic	72 79								
224	H	Tulsa	63 51	251	H	Central Ark.	63 48								

Non-Div I Games:

Little Rock

Loss, Non-Conf, S Site, H Home A Away N Neutral

San Jose St.

Through Games Of Jan. 8, 2020

Average RPI Win:	251	WON-LOST	WINNING	LAST 10	STRENGTH OF	OPP. STRENGTH	TEAM	ADJ.	CONF.	ADJ CONF.
Average RPI Loss:	151	RECORD	PCT. RANK	GAMES	SCHEDULE	OF SCHEDULE	RPI	RPI	RPI	RPI
DIV. I ONLY	9- 6	115	6-4	297	204	193	193	22	22	
DIV. I NON-CONF.	5- 5	163	2-3	325	141	264	264	25	25	
TOTALS	RPI 1-25	RPI 26-50	W-L RECORDS	RPI 51-100	RPI 101-150	RPI 150+				
9- 6	0- 0	0- 0	OVERALL	1- 2	0- 2	8- 2				
5- 1	0- 0	0- 0	HOME	1- 0	0- 1	4- 0				
4- 3	0- 0	0- 0	AWAY	0- 2	0- 0	4- 1				
0- 2	0- 0	0- 0	NEUTRAL	0- 0	0- 1	0- 1				
5- 5	0- 0	0- 0	NON-CONFERENCE	1- 2	0- 1	4- 2				
4- 0	0- 0	0- 0	HOME	1- 0	0- 0	3- 0				
1- 3	0- 0	0- 0	AWAY	0- 2	0- 0	1- 1				
0- 2	0- 0	0- 0	NEUTRAL	0- 0	0- 1	0- 1				
4- 1	0- 0	0- 0	CONFERENCE	0- 0	0- 1	4- 0				
1- 1	0- 0	0- 0	HOME	0- 0	0- 1	1- 0				
3- 0	0- 0	0- 0	AWAY	0- 0	0- 0	3- 0				
0- 0	0- 0	0- 0	NEUTRAL	0- 0	0- 0	0- 0				

RPI 1-25			RPI 26-50			RPI 51-100			RPI 101+			Team's RPI: 193
RPI	S	Opponent	Score	RPI	S	Opponent	Score	RPI	S	Opponent	Score	
						70	H Buffalo	95 88	116	H Fresno St.	76 85	
						75	A CSU Bakersfield	71 75	133	N BYU	56 75	
						92	A Santa Clara	81 89	186	A New Mexico	81 80	
									201	H San Diego	88 82	
									242	A UC Irvine	77 79	
									247	N Northern Ariz.	64 67	
									271	A UC Santa Barbara	73 70	
									288	A Utah St.	76 61	
									291	H San Diego St.	84 67	
									297	H Eastern Wash.	84 66	
									307	A Nevada	72 70	
									350	H Sacramento St.	73 67	
LAST 10 Division I												
116	H	Fresno St.	76 85	307	A	Nevada	72 70					
186	A	New Mexico	81 80	288	A	Utah St.	76 61					
247	N	Northern Ariz.	64 67	75	A	CSU Bakersfield	71 75					
133	N	BYU	56 75	201	H	San Diego	88 82					
291	H	San Diego St.	84 67	70	H	Buffalo	95 88					

Non-Div I Games: La Verne 128 62

San Jose St.

Loss, Non-Conf, S Site, H Home A Away N Neutral

Average RPI Win:	265	WON-LOST	WINNING	LAST 10	STRENGTH OF	OPP. STRENGTH	TEAM	ADJ.	CONF.	ADJ CONF.
Average RPI Loss:	83	RECORD	PCT. RANK	GAMES	SCHEDULE	OF SCHEDULE	RPI	RPI	RPI	RPI
DIV. I ONLY	9- 3	59	8-2	345	163	194	194	16	16	
DIV. I NON-CONF.	7- 3	80	6-2	348	188	238	238	15	15	
TOTALS	RPI 1-25	RPI 26-50	W-L RECORDS	RPI 51-100	RPI 101-150	RPI 150+				
9- 3	0- 1	0- 0	OVERALL	1- 1	0- 0	8- 1				
3- 1	0- 0	0- 0	HOME	1- 0	0- 0	2- 1				
2- 2	0- 1	0- 0	AWAY	0- 1	0- 0	2- 0				
4- 0	0- 0	0- 0	NEUTRAL	0- 0	0- 0	4- 0				
7- 3	0- 1	0- 0	NON-CONFERENCE	0- 1	0- 0	7- 1				
1- 1	0- 0	0- 0	HOME	0- 0	0- 0	1- 1				
2- 2	0- 1	0- 0	AWAY	0- 1	0- 0	2- 0				
4- 0	0- 0	0- 0	NEUTRAL	0- 0	0- 0	4- 0				
2- 0	0- 0	0- 0	CONFERENCE	1- 0	0- 0	1- 0				
2- 0	0- 0	0- 0	HOME	1- 0	0- 0	1- 0				
0- 0	0- 0	0- 0	AWAY	0- 0	0- 0	0- 0				
0- 0	0- 0	0- 0	NEUTRAL	0- 0	0- 0	0- 0				

RPI	S	Opponent	Score	RPI	S	Opponent	Score	RPI	S	Opponent	Score	RPI	S	Opponent	Score	Team's RPI: 194
13	A	Iowa	81 86					72	H	North Florida	54 51	155	H	Samford	63 79	
								80	A	Iowa St.	72 80	214	H	Jacksonville	76 65	
												242	N	UC Irvine	88 60	
												260	N	Alabama A&M	80 65	
												276	A	Alabama St.	81 60	
												292	N	SIUE	85 67	
												336	A	Tennessee St.	88 63	
												345	N	South Carolina St.	99 46	
												347	H	Mississippi Val.	86 60	
LAST 10 Division I																
72	H	North Florida	54 51	214	H	Jacksonville	76 65									
80	A	Iowa St.	72 80	242	N	UC Irvine	88 60									
345	N	South Carolina St.	99 46	260	N	Alabama A&M	80 65									
292	N	SIUE	85 67	155	H	Samford	63 79									
276	A	Alabama St.	81 60	336	A	Tennessee St.	88 63									

Non-Div I Games: Virginia-Lynchburg 128 26 Oakwood 120 38

North Ala.

Loss, Non-Conf, S Site, H Home A Away N Neutral

Howard

H
o
w
a
r
d

Howard

Page 195

Average RPI Win:	265	WON-LOST	WINNING	LAST 10	STRENGTH OF	OPP. STRENGTH	TEAM	ADJ.	CONF.	ADJ CONF.
Average RPI Loss:	153	RECORD	PCT. RANK	GAMES	SCHEDULE	OF SCHEDULE	RPI	RPI	RPI	RPI
DIV. I ONLY	6- 6	166	5-5	187	330	196	196	31	31	
DIV. I NON-CONF.	5- 4	140	4-3	100	338	120	120	30	30	
TOTALS	RPI 1-25	RPI 26-50	W-L RECORDS	RPI 51-100	RPI 101-150	RPI 150+				
6- 6	0- 0	0- 0	OVERALL	0- 1	1- 2	5- 3				
4- 2	0- 0	0- 0	HOME	0- 1	0- 0	4- 1				
2- 4	0- 0	0- 0	AWAY	0- 0	1- 2	1- 2				
0- 0	0- 0	0- 0	NEUTRAL	0- 0	0- 0	0- 0				
5- 4	0- 0	0- 0	NON-CONFERENCE	0- 1	1- 2	4- 1				
3- 1	0- 0	0- 0	HOME	0- 1	0- 0	3- 0				
2- 3	0- 0	0- 0	AWAY	0- 0	1- 2	1- 1				
0- 0	0- 0	0- 0	NEUTRAL	0- 0	0- 0	0- 0				
1- 2	0- 0	0- 0	CONFERENCE	0- 0	0- 0	1- 2				
1- 1	0- 0	0- 0	HOME	0- 0	0- 0	1- 1				
0- 1	0- 0	0- 0	AWAY	0- 0	0- 0	0- 1				
0- 0	0- 0	0- 0	NEUTRAL	0- 0	0- 0	0- 0				

RPI 1-25				RPI 26-50				RPI 51-100				RPI 101+				Team's RPI: 196	
RPI	S	Opponent	Score	RPI	S	Opponent	Score	RPI	S	Opponent	Score	RPI	S	Opponent	Score		
								85	H	Lehigh	68	72	103	A	Holy Cross	42	68
													138	A	Illinois	72	75
													139	A	Massachusetts	79	64
													154	H	Robert Morris	62	68
													204	A	Dartmouth	52	57
													231	A	Sacred Heart	60	63
													256	A	Brown	72	57
													266	H	UMass Lowell	73	50
													289	H	Vermont	78	53
													317	H	Bryant	78	66
													322	H	New Hampshire	64	54
LAST 10 Division I																	
				154	H	Robert Morris	62	68		317	H	Bryant	78	66			
				231	A	Sacred Heart	60	63		256	A	Brown	72	57			
				289	H	Vermont	78	53		103	A	Holy Cross	42	68			
				266	H	UMass Lowell	73	50		322	H	New Hampshire	64	54			
				138	A	Illinois	72	75		204	A	Dartmouth	52	57			

Non-Div I Games: Eastern Nazarene 82 50 Fisher 81 42

Merrimack

■ Loss,
 ■ Non-Conf,
 ■ S Site,
 ■ H Home
 ■ A Away
 N Neutral

Average RPI Win:	275	WON-LOST	WINNING	LAST 10	STRENGTH OF	OPP. STRENGTH	TEAM	ADJ.	CONF.	ADJ CONF.
Average RPI Loss:	86	RECORD	PCT. RANK	GAMES	SCHEDULE	OF SCHEDULE	RPI	RPI	RPI	RPI
DIV. I ONLY	5- 7	214	5-5	153	176	197	197	15	15	
DIV. I NON-CONF.	4- 7	225	4-5	120	156	185	185	14	14	
TOTALS	RPI 1-25	RPI 26-50	W-L RECORDS	RPI 51-100	RPI 101-150	RPI 150+				
5- 7	0- 1	0- 2	OVERALL	0- 1	1- 2	4- 1				
3- 3	0- 0	0- 1	HOME	0- 1	0- 1	3- 0				
2- 4	0- 1	0- 1	AWAY	0- 0	1- 1	1- 1				
0- 0	0- 0	0- 0	NEUTRAL	0- 0	0- 0	0- 0				
4- 7	0- 1	0- 2	NON-CONFERENCE	0- 1	1- 2	3- 1				
2- 3	0- 0	0- 1	HOME	0- 1	0- 1	2- 0				
2- 4	0- 1	0- 1	AWAY	0- 0	1- 1	1- 1				
0- 0	0- 0	0- 0	NEUTRAL	0- 0	0- 0	0- 0				
1- 0	0- 0	0- 0	CONFERENCE	0- 0	0- 0	1- 0				
1- 0	0- 0	0- 0	HOME	0- 0	0- 0	1- 0				
0- 0	0- 0	0- 0	AWAY	0- 0	0- 0	0- 0				
0- 0	0- 0	0- 0	NEUTRAL	0- 0	0- 0	0- 0				

RPI	S	Opponent	Score	RPI	S	Opponent	Score	RPI	S	Opponent	Score	RPI	S	Opponent	Score	Team's RPI: 197
15	A	Oregon	47 89	34	A	Central Mich.	63 79	52	H	Yale	63 78	119	H	Dayton	60 71	
				39	H	South Dakota	76 80					129	A	Harvard	46 44	
												141	A	Fordham	58 74	
												200	A	Boston U.	56 72	
												254	A	Maine	66 58	
												321	H	North Dakota St.	72 61	
												329	H	Hofstra	74 51	
												341	H	Hartford	60 47	
LAST 10 Division I																
200	A	Boston U.	56 72	329	H	Hofstra	74 51									
254	A	Maine	66 58	34	A	Central Mich.	63 79									
341	H	Hartford	60 47	52	H	Yale	63 78									
129	A	Harvard	46 44	141	A	Fordham	58 74									
321	H	North Dakota St.	72 61	119	H	Dayton	60 71									

Non-Div I Games:

Northeastern

■ Loss,
 ■ Non-Conf,
 ■ S Site,
 ■ H Home
 ■ A Away
 N Neutral

Rhode Island

Through Games Of Jan. 8, 2020

Average RPI Win:	234	WON-LOST	WINNING	LAST 10	STRENGTH OF	OPP. STRENGTH	TEAM	ADJ.	CONF.	ADJ CONF.
Average RPI Loss:	140	RECORD	PCT. RANK	GAMES	SCHEDULE	OF SCHEDULE	RPI	RPI	RPI	RPI
DIV. I ONLY	8- 6	132	6-4	254	280	198	198	12	12	
DIV. I NON-CONF.	7- 5	130	5-3	247	322	176	176	12	12	
TOTALS	RPI 1-25	RPI 26-50	W-L RECORDS	RPI 51-100	RPI 101-150	RPI 150+				
8- 6	0- 0	0- 0	OVERALL	0- 1	2- 3	6- 2				
6- 1	0- 0	0- 0	HOME	0- 0	2- 0	4- 1				
1- 4	0- 0	0- 0	AWAY	0- 1	0- 2	1- 1				
1- 1	0- 0	0- 0	NEUTRAL	0- 0	0- 1	1- 0				
7- 5	0- 0	0- 0	NON-CONFERENCE	0- 1	1- 3	6- 1				
5- 0	0- 0	0- 0	HOME	0- 0	1- 0	4- 0				
1- 4	0- 0	0- 0	AWAY	0- 1	0- 2	1- 1				
1- 1	0- 0	0- 0	NEUTRAL	0- 0	0- 1	1- 0				
1- 1	0- 0	0- 0	CONFERENCE	0- 0	1- 0	0- 1				
1- 1	0- 0	0- 0	HOME	0- 0	1- 0	0- 1				
0- 0	0- 0	0- 0	AWAY	0- 0	0- 0	0- 0				
0- 0	0- 0	0- 0	NEUTRAL	0- 0	0- 0	0- 0				

RPI 1-25			RPI 26-50			RPI 51-100			RPI 101+			Team's RPI: 198
RPI	S	Opponent	Score	RPI	S	Opponent	Score	RPI	S	Opponent	Score	
						87 A Boston College	55 66					
								103 H Holy Cross		73	58	
								113 H Richmond		76	70	
								115 N Providence		51	58	
								129 A Harvard		58	61	
								135 A North Dakota		61	67	
								154 H Robert Morris		71	59	
								161 H VCU		54	75	
								213 A Quinnipiac		63	75	
								256 N Brown		89	44	
								268 H Fairfield		74	41	
								289 H Vermont		77	74	
								341 A Hartford		68	56	
								348 H LIU Brooklyn		79	56	
LAST 10 Division I												
161 H VCU		54	75	113 H Richmond		76	70					
129 A Harvard		58	61	256 N Brown		89	44					
213 A Quinnipiac		63	75	103 H Holy Cross		73	58					
154 H Robert Morris		71	59	268 H Fairfield		74	41					
115 N Providence		51	58	289 H Vermont		77	74					

Non-Div I Games:

Rhode Island

■ Loss,
 ■ Non-Conf,
 S Site,
 ■ Home
 ■ Away
 N Neutral

Average RPI Win:	230	WON-LOST	WINNING	LAST 10	STRENGTH OF	OPP. STRENGTH	TEAM	ADJ.	CONF.	ADJ CONF.
Average RPI Loss:	162	RECORD	PCT. RANK	GAMES	SCHEDULE	OF SCHEDULE	RPI	RPI	RPI	RPI
DIV. I ONLY	7- 6	151	7-3	280	184	199	199	21	21	
DIV. I NON-CONF.	5- 4	140	5-1	289	193	187	187	19	19	
TOTALS	RPI 1-25	RPI 26-50	W-L RECORDS	RPI 51-100	RPI 101-150	RPI 150+				
7- 6	0- 0	0- 0	OVERALL	0- 1	1- 2	6- 3				
4- 1	0- 0	0- 0	HOME	0- 1	1- 0	3- 0				
3- 4	0- 0	0- 0	AWAY	0- 0	0- 2	3- 2				
0- 1	0- 0	0- 0	NEUTRAL	0- 0	0- 0	0- 1				
5- 4	0- 0	0- 0	NON-CONFERENCE	0- 1	0- 1	5- 2				
2- 1	0- 0	0- 0	HOME	0- 1	0- 0	2- 0				
3- 2	0- 0	0- 0	AWAY	0- 0	0- 1	3- 1				
0- 1	0- 0	0- 0	NEUTRAL	0- 0	0- 0	0- 1				
2- 2	0- 0	0- 0	CONFERENCE	0- 0	1- 1	1- 1				
2- 0	0- 0	0- 0	HOME	0- 0	1- 0	1- 0				
0- 2	0- 0	0- 0	AWAY	0- 0	0- 1	0- 1				
0- 0	0- 0	0- 0	NEUTRAL	0- 0	0- 0	0- 0				

RPI 1-25				RPI 26-50				RPI 51-100				RPI 101+				Team's RPI: 199	
RPI	S	Opponent	Score	RPI	S	Opponent	Score	RPI	S	Opponent	Score	RPI	S	Opponent	Score		
								96	H	Tennessee	61	88	109	A	Boise St.	57	82
													124	A	Northern Colo.	58	77
													126	H	Idaho	74	53
													158	A	Portland	77	71
													160	A	Southern Utah	58	71
													222	A	UC Davis	76	70
													238	A	UMKC	69	87
													242	A	UC Irvine	70	61
													242	N	UC Irvine	75	83
													258	H	Grand Canyon	69	46
													297	H	Eastern Wash.	75	58
													307	H	Nevada	80	75
LAST 10 Division I																	
				126	H	Idaho	74	53					297	H	Eastern Wash.	75	58
				160	A	Southern Utah	58	71					258	H	Grand Canyon	69	46
				124	A	Northern Colo.	58	77					242	A	UC Irvine	70	61
				96	H	Tennessee	61	88					222	A	UC Davis	76	70
				158	A	Portland	77	71					307	H	Nevada	80	75

Non-Div I Games: Multnomah 104 48

Portland St.

Loss, Non-Conf, S Site, H Home A Away N Neutral

Average RPI Win: 244	WON-LOST	WINNING	LAST 10	STRENGTH OF	OPP. STRENGTH	TEAM	ADJ.	CONF.	ADJ CONF.
Average RPI Loss: 134	RECORD	PCT. RANK	GAMES	SCHEDULE	OF SCHEDULE	RPI	RPI	RPI	RPI
DIV. I ONLY	6- 8	210	3-7	157	243	200	200	14	14
DIV. I NON-CONF.	5- 6	187	2-5	174	247	191	191	13	13
TOTALS	RPI 1-25	RPI 26-50	W-L RECORDS	RPI 51-100	RPI 101-150	RPI 150+			
6- 8	0- 0	0- 0	OVERALL	0- 3	0- 3	6- 2			
3- 4	0- 0	0- 0	HOME	0- 2	0- 2	3- 0			
3- 4	0- 0	0- 0	AWAY	0- 1	0- 1	3- 2			
0- 0	0- 0	0- 0	NEUTRAL	0- 0	0- 0	0- 0			
5- 6	0- 0	0- 0	NON-CONFERENCE	0- 2	0- 3	5- 1			
2- 4	0- 0	0- 0	HOME	0- 2	0- 2	2- 0			
3- 2	0- 0	0- 0	AWAY	0- 0	0- 1	3- 1			
0- 0	0- 0	0- 0	NEUTRAL	0- 0	0- 0	0- 0			
1- 2	0- 0	0- 0	CONFERENCE	0- 1	0- 0	1- 1			
1- 0	0- 0	0- 0	HOME	0- 0	0- 0	1- 0			
0- 2	0- 0	0- 0	AWAY	0- 1	0- 0	0- 1			
0- 0	0- 0	0- 0	NEUTRAL	0- 0	0- 0	0- 0			

RPI 1-25				RPI 26-50				RPI 51-100				RPI 101+				Team's RPI: 200	
RPI	S	Opponent	Score	RPI	S	Opponent	Score	RPI	S	Opponent	Score	RPI	S	Opponent	Score		
								61	H	Marist	75	89	108	A	California	62	73
								85	A	Lehigh	34	51	129	H	Harvard	39	66
								87	H	Boston College	57	88	139	H	Massachusetts	45	58
													182	H	American	59	44
													197	H	Northeastern	72	56
													204	H	Dartmouth	74	56
													222	A	UC Davis	68	75
													244	A	Lafayette	57	59
													254	A	Maine	62	49
													305	A	Albany (NY)	60	58
													322	A	New Hampshire	78	64
LAST 10 Division I																	
182	H	American	59	44	85	A	Lehigh	34	51								
244	A	Lafayette	57	59	139	H	Massachusetts	45	58								
197	H	Northeastern	72	56	108	A	California	62	73								
204	H	Dartmouth	74	56	222	A	UC Davis	68	75								
87	H	Boston College	57	88	129	H	Harvard	39	66								

Non-Div I Games:

Boston U.

San Diego

Through Games Of Jan. 8, 2020

Average RPI Win:	252	WON-LOST	WINNING	LAST 10	STRENGTH OF	OPP. STRENGTH	TEAM	ADJ.	CONF.	ADJ CONF.
Average RPI Loss:	148	RECORD	PCT. RANK	GAMES	SCHEDULE	OF SCHEDULE	RPI	RPI	RPI	RPI
DIV. I ONLY	7- 7	166	4-6	159	297	201	201	11	11	
DIV. I NON-CONF.	5- 5	163	2-4	165	333	211	211	11	11	
TOTALS	RPI 1-25	RPI 26-50	W-L RECORDS	RPI 51-100	RPI 101-150	RPI 150+				
7- 7	0- 1	0- 0	OVERALL	0- 1	0- 1	7- 4				
4- 5	0- 1	0- 0	HOME	0- 1	0- 1	4- 2				
3- 2	0- 0	0- 0	AWAY	0- 0	0- 0	3- 2				
0- 0	0- 0	0- 0	NEUTRAL	0- 0	0- 0	0- 0				
5- 5	0- 0	0- 0	NON-CONFERENCE	0- 1	0- 1	5- 3				
3- 4	0- 0	0- 0	HOME	0- 1	0- 1	3- 2				
2- 1	0- 0	0- 0	AWAY	0- 0	0- 0	2- 1				
0- 0	0- 0	0- 0	NEUTRAL	0- 0	0- 0	0- 0				
2- 2	0- 1	0- 0	CONFERENCE	0- 0	0- 0	2- 1				
1- 1	0- 1	0- 0	HOME	0- 0	0- 0	1- 0				
1- 1	0- 0	0- 0	AWAY	0- 0	0- 0	1- 1				
0- 0	0- 0	0- 0	NEUTRAL	0- 0	0- 0	0- 0				

RPI	S	Opponent	Score	RPI	S	Opponent	Score	RPI	S	Opponent	Score	RPI	S	Opponent	Score	Team's RPI: 201
8	H	Gonzaga	42 57					66	H	Washington	47 65	126	H	Idaho	32 65	
												158	H	Portland	74 55	
												167	H	Texas Tech	60 64	
												193	A	San Jose St.	82 88	
												215	H	Cal St. Fullerton	67 72	
												229	H	Monmouth	57 49	
												245	H	Towson	81 67	
												248	H	CSUN	59 40	
												261	A	Pepperdine	57 73	
												283	A	LMU (CA)	67 59	
												291	A	San Diego St.	70 47	
												312	A	Air Force	70 59	
LAST 10 Division I																
158	H	Portland	74 55	8	H	Gonzaga	42 57	291	A	San Diego St.	70 47	126	H	Idaho	32 65	
283	A	LMU (CA)	67 59	215	H	Cal St. Fullerton	67 72	167	H	Texas Tech	60 64					
261	A	Pepperdine	57 73													
248	H	CSUN	59 40													
66	H	Washington	47 65													

Non-Div I Games: Biola 81 28

San Diego

■ Loss,
 ■ Non-Conf,
 ■ S Site,
 ■ H Home
 ■ A Away
 N Neutral

Average RPI Win:	300	WON-LOST	WINNING	LAST 10	STRENGTH OF	OPP. STRENGTH	TEAM	ADJ.	CONF.	ADJ CONF.
Average RPI Loss:	77	RECORD	PCT. RANK	GAMES	SCHEDULE	OF SCHEDULE	RPI	RPI	RPI	RPI
DIV. I ONLY	6- 6	166	4-6	158	226	202	202	5	5	
DIV. I NON-CONF.	6- 5	151	4-5	224	245	200	200	5	5	
TOTALS	RPI 1-25	RPI 26-50	W-L RECORDS	RPI 51-100	RPI 101-150	RPI 150+				
6- 6	0- 2	0- 1	OVERALL	0- 1	0- 1	6- 1				
5- 2	0- 1	0- 0	HOME	0- 0	0- 1	5- 0				
1- 2	0- 1	0- 1	AWAY	0- 0	0- 0	1- 0				
0- 2	0- 0	0- 0	NEUTRAL	0- 1	0- 0	0- 1				
6- 5	0- 1	0- 1	NON-CONFERENCE	0- 1	0- 1	6- 1				
5- 1	0- 0	0- 0	HOME	0- 0	0- 1	5- 0				
1- 2	0- 1	0- 1	AWAY	0- 0	0- 0	1- 0				
0- 2	0- 0	0- 0	NEUTRAL	0- 1	0- 0	0- 1				
0- 1	0- 1	0- 0	CONFERENCE	0- 0	0- 0	0- 0				
0- 1	0- 1	0- 0	HOME	0- 0	0- 0	0- 0				
0- 0	0- 0	0- 0	AWAY	0- 0	0- 0	0- 0				
0- 0	0- 0	0- 0	NEUTRAL	0- 0	0- 0	0- 0				

RPI 1-25				RPI 26-50				RPI 51-100				RPI 101+ Team's RPI: 202			
RPI	S	Opponent	Score	RPI	S	Opponent	Score	RPI	S	Opponent	Score	RPI	S	Opponent	Score
15	A	Oregon	51 89	43	A	Arkansas	72 81	86	N	Michigan St.	60 65	117	H	UT Arlington	53 57
22	H	West Virginia	63 74									180	N	Memphis	68 72
												238	A	UMKC	74 67
												269	H	Oral Roberts	109 69
												284	H	Omaha	73 48
												334	H	UIC	84 40
												335	H	UTRGV	79 66
												342	H	Incarinate Word	85 41
LAST 10 Division I															
335	H	UTRGV	79 66	22	H	West Virginia	63 74								
15	A	Oregon	51 89	86	N	Michigan St.	60 65								
238	A	UMKC	74 67	180	N	Memphis	68 72								
43	A	Arkansas	72 81	117	H	UT Arlington	53 57								
342	H	Incarinate Word	85 41	269	H	Oral Roberts	109 69								

Non-Div I Games:

Kansas St.

■ Loss,
 ■ Non-Conf, S Site,
 ■ Home
 ■ Away
 N Neutral

Average RPI Win:	285	WON-LOST	WINNING	LAST 10	STRENGTH OF	OPP. STRENGTH	TEAM	ADJ.	CONF.	ADJ CONF.
Average RPI Loss:	103	RECORD	PCT. RANK	GAMES	SCHEDULE	OF SCHEDULE	RPI	RPI	RPI	RPI
DIV. I ONLY	7- 6	151	5-5	305	161	203	203	27	27	
DIV. I NON-CONF.	5- 4	140	3-3	276	70	172	172	27	27	
TOTALS	RPI 1-25	RPI 26-50	W-L RECORDS	RPI 51-100	RPI 101-150	RPI 150+				
7- 6	0- 1	0- 1	OVERALL	0- 2	0- 0	7- 2				
4- 1	0- 0	0- 0	HOME	0- 1	0- 0	4- 0				
3- 5	0- 1	0- 1	AWAY	0- 1	0- 0	3- 2				
0- 0	0- 0	0- 0	NEUTRAL	0- 0	0- 0	0- 0				
5- 4	0- 1	0- 1	NON-CONFERENCE	0- 2	0- 0	5- 0				
3- 1	0- 0	0- 0	HOME	0- 1	0- 0	3- 0				
2- 3	0- 1	0- 1	AWAY	0- 1	0- 0	2- 0				
0- 0	0- 0	0- 0	NEUTRAL	0- 0	0- 0	0- 0				
2- 2	0- 0	0- 0	CONFERENCE	0- 0	0- 0	2- 2				
1- 0	0- 0	0- 0	HOME	0- 0	0- 0	1- 0				
1- 2	0- 0	0- 0	AWAY	0- 0	0- 0	1- 2				
0- 0	0- 0	0- 0	NEUTRAL	0- 0	0- 0	0- 0				

RPI 1-25				RPI 26-50				RPI 51-100				RPI 101+ Team's RPI: 203			
RPI	S	Opponent	Score	RPI	S	Opponent	Score	RPI	S	Opponent	Score	RPI	S	Opponent	Score
19	A	Virginia Tech	65 87	45	A	Charlotte	49 74	65	A	Georgia	56 84	156	A	Hampton	58 63
								91	H	Furman	67 72	209	H	Delaware	67 65
												243	A	Longwood	70 80
												262	H	Winthrop	71 59
												267	H	Wofford	67 53
												270	A	Appalachian St.	67 56
												313	A	Mercer	65 62
												328	H	Western Caro.	88 62
												343	A	Charleston So.	79 52
LAST 10 Division I															
156	A	Hampton	58 63	262	H	Winthrop	71 59								
343	A	Charleston So.	79 52	209	H	Delaware	67 65								
243	A	Longwood	70 80	19	A	Virginia Tech	65 87								
65	A	Georgia	56 84	91	H	Furman	67 72								
313	A	Mercer	65 62	328	H	Western Caro.	88 62								

Non-Div I Games:

Gardner-Webb

■ Loss,
 ■ Non-Conf,
 ■ S Site,
 ■ H Home
 ■ A Away
 N Neutral

Average RPI Win:	266	WON-LOST	WINNING	LAST 10	STRENGTH OF	OPP. STRENGTH	TEAM	ADJ.	CONF.	ADJ CONF.
Average RPI Loss:	165	RECORD	PCT. RANK	GAMES	SCHEDULE	OF SCHEDULE	RPI	RPI	RPI	RPI
DIV. I ONLY	6- 7	194	3-7	229	264	204	204	9	9	
DIV. I NON-CONF.	6- 7	182	3-7	231	266	195	195	9	9	
TOTALS	RPI 1-25	RPI 26-50	W-L RECORDS	RPI 51-100	RPI 101-150	RPI 150+				
6- 7	0- 1	0- 0	OVERALL	0- 2	0- 0	6- 4				
4- 1	0- 0	0- 0	HOME	0- 0	0- 0	4- 1				
2- 6	0- 1	0- 0	AWAY	0- 2	0- 0	2- 3				
0- 0	0- 0	0- 0	NEUTRAL	0- 0	0- 0	0- 0				
6- 7	0- 1	0- 0	NON-CONFERENCE	0- 2	0- 0	6- 4				
4- 1	0- 0	0- 0	HOME	0- 0	0- 0	4- 1				
2- 6	0- 1	0- 0	AWAY	0- 2	0- 0	2- 3				
0- 0	0- 0	0- 0	NEUTRAL	0- 0	0- 0	0- 0				
0- 0	0- 0	0- 0	CONFERENCE	0- 0	0- 0	0- 0				
0- 0	0- 0	0- 0	HOME	0- 0	0- 0	0- 0				
0- 0	0- 0	0- 0	AWAY	0- 0	0- 0	0- 0				
0- 0	0- 0	0- 0	NEUTRAL	0- 0	0- 0	0- 0				

RPI 1-25				RPI 26-50				RPI 51-100				RPI 101+ Team's RPI: 204			
RPI	S	Opponent	Score	RPI	S	Opponent	Score	RPI	S	Opponent	Score	RPI	S	Opponent	Score
20	A	Northwestern	37 79					70	A	Buffalo	49 73	196	H	Merrimack	57 52
								95	A	Loyola Chicago	40 61	200	A	Boston U.	56 74
												235	A	Manhattan	58 70
												253	A	Loyola Maryland	56 72
												254	H	Maine	57 41
												266	A	UMass Lowell	62 51
												268	A	Fairfield	52 51
												280	H	Texas St.	51 61
												289	H	Vermont	72 55
												322	H	New Hampshire	66 47
LAST 10 Division I															
70	A	Buffalo	49 73	253	A	Loyola Maryland	56 72								
200	A	Boston U.	56 74	254	H	Maine	57 41								
322	H	New Hampshire	66 47	20	A	Northwestern	37 79								
280	H	Texas St.	51 61	95	A	Loyola Chicago	40 61								
266	A	UMass Lowell	62 51	235	A	Manhattan	58 70								

Non-Div I Games:

Dartmouth

Loss, Non-Conf, S Site, H Home A Away N Neutral

Average RPI Win:	227	WON-LOST	WINNING	LAST 10	STRENGTH OF	OPP. STRENGTH	TEAM	ADJ.	CONF.	ADJ CONF.
Average RPI Loss:	114	RECORD	PCT. RANK	GAMES	SCHEDULE	OF SCHEDULE	RPI	RPI	RPI	RPI
DIV. I ONLY	6- 9	225	2-8	130	219	205	205	12	12	
DIV. I NON-CONF.	6- 7	182	2-6	147	256	179	179	12	12	
TOTALS	RPI 1-25	RPI 26-50	W-L RECORDS	RPI 51-100	RPI 101-150	RPI 150+				
6- 9	0- 0	0- 0	OVERALL	0- 5	1- 2	5- 2				
2- 6	0- 0	0- 0	HOME	0- 4	1- 1	1- 1				
3- 3	0- 0	0- 0	AWAY	0- 1	0- 1	3- 1				
1- 0	0- 0	0- 0	NEUTRAL	0- 0	0- 0	1- 0				
6- 7	0- 0	0- 0	NON-CONFERENCE	0- 4	1- 1	5- 2				
2- 4	0- 0	0- 0	HOME	0- 3	1- 0	1- 1				
3- 3	0- 0	0- 0	AWAY	0- 1	0- 1	3- 1				
1- 0	0- 0	0- 0	NEUTRAL	0- 0	0- 0	1- 0				
0- 2	0- 0	0- 0	CONFERENCE	0- 1	0- 1	0- 0				
0- 2	0- 0	0- 0	HOME	0- 1	0- 1	0- 0				
0- 0	0- 0	0- 0	AWAY	0- 0	0- 0	0- 0				
0- 0	0- 0	0- 0	NEUTRAL	0- 0	0- 0	0- 0				

RPI 1-25				RPI 26-50				RPI 51-100				RPI 101+				Team's RPI: 205	
RPI	S	Opponent	Score	RPI	S	Opponent	Score	RPI	S	Opponent	Score	RPI	S	Opponent	Score		
								54	H	Villanova	69	77	119	H	Dayton	58	98
								57	H	Temple	69	72	129	H	Harvard	75	69
								68	H	Saint Louis	61	77	131	A	Rider	43	70
								73	A	Drexel	31	69	154	H	Robert Morris	68	71
								93	H	Penn	49	65	189	A	Norfolk St.	55	52
													195	A	Howard	78	62
													208	A	Penn St.	69	67
													275	A	Navy	46	61
													304	N	UMBC	74	58
													339	H	Coppin St.	79	46
LAST 10 Division I																	
				119	H	Dayton	58	98	68	H	Saint Louis	61	77				
				57	H	Temple	69	72	93	H	Penn	49	65				
				54	H	Villanova	69	77	275	A	Navy	46	61				
				73	A	Drexel	31	69	304	N	UMBC	74	58				
				131	A	Rider	43	70	339	H	Coppin St.	79	46				

Non-Div I Games:

La Salle

■ Loss,
 ■ Non-Conf,
 ■ S Site,
 ■ H Home
 ■ A Away
 N Neutral

Average RPI Win:	247	WON-LOST	WINNING	LAST 10	STRENGTH OF	OPP. STRENGTH	TEAM	ADJ.	CONF.	ADJ CONF.
Average RPI Loss:	97	RECORD	PCT. RANK	GAMES	SCHEDULE	OF SCHEDULE	RPI	RPI	RPI	RPI
DIV. I ONLY	4- 11	279	3-7	108	125	206	206	6	6	
DIV. I NON-CONF.	3- 8	268	2-4	189	197	233	233	6	6	
TOTALS	RPI 1-25	RPI 26-50	W-L RECORDS	RPI 51-100	RPI 101-150	RPI 150+				
4- 11	0- 1	0- 1	OVERALL	0- 2	1- 6	3- 1				
1- 4	0- 1	0- 1	HOME	0- 0	1- 2	0- 0				
3- 6	0- 0	0- 0	AWAY	0- 2	0- 3	3- 1				
0- 1	0- 0	0- 0	NEUTRAL	0- 0	0- 1	0- 0				
3- 8	0- 0	0- 1	NON-CONFERENCE	0- 0	0- 6	3- 1				
0- 3	0- 0	0- 1	HOME	0- 0	0- 2	0- 0				
3- 4	0- 0	0- 0	AWAY	0- 0	0- 3	3- 1				
0- 1	0- 0	0- 0	NEUTRAL	0- 0	0- 1	0- 0				
1- 3	0- 1	0- 0	CONFERENCE	0- 2	1- 0	0- 0				
1- 1	0- 1	0- 0	HOME	0- 0	1- 0	0- 0				
0- 2	0- 0	0- 0	AWAY	0- 2	0- 0	0- 0				
0- 0	0- 0	0- 0	NEUTRAL	0- 0	0- 0	0- 0				

RPI 1-25				RPI 26-50				RPI 51-100				RPI 101+ Team's RPI: 206			
RPI	S	Opponent	Score	RPI	S	Opponent	Score	RPI	S	Opponent	Score	RPI	S	Opponent	Score
17	H	Creighton	56 65	27	H	James Madison	59 66	69	A	St. John's (NY)	54 71	107	A	Davidson	52 66
								74	A	Seton Hall	60 79	113	H	Richmond	49 51
												114	A	George Washington	49 52
												115	H	Providence	62 53
												116	N	Fresno St.	69 82
												131	H	Rider	64 65
												141	A	Fordham	54 67
												162	A	Columbia	49 54
												283	A	LMU (CA)	64 53
												293	A	Pittsburgh	66 56
												295	A	UMES	57 39
LAST 10 Division I															
69	A	St. John's (NY)	54 71	74	A	Seton Hall	60 79								
115	H	Providence	62 53	141	A	Fordham	54 67								
17	H	Creighton	56 65	162	A	Columbia	49 54								
295	A	UMES	57 39	116	N	Fresno St.	69 82								
131	H	Rider	64 65	283	A	LMU (CA)	64 53								

Non-Div I Games:

Georgetown

■ Loss,
 ■ Non-Conf,
 S Site,
 ■ Home
 ■ Away
 N Neutral

Average RPI Win:	262	WON-LOST	WINNING	LAST 10	STRENGTH OF	OPP. STRENGTH	TEAM	ADJ.	CONF.	ADJ CONF.
Average RPI Loss:	113	RECORD	PCT. RANK	GAMES	SCHEDULE	OF SCHEDULE	RPI	RPI	RPI	RPI
DIV. I ONLY	4- 8	244	4-6	138	150	207	207	29	29	
DIV. I NON-CONF.	2- 8	295	2-6	73	120	199	199	28	28	
TOTALS	RPI 1-25	RPI 26-50	W-L RECORDS	RPI 51-100	RPI 101-150	RPI 150+				
4- 8	0- 2	0- 1	OVERALL	0- 1	0- 2	4- 2				
3- 1	0- 1	0- 0	HOME	0- 0	0- 0	3- 0				
1- 7	0- 1	0- 1	AWAY	0- 1	0- 2	1- 2				
0- 0	0- 0	0- 0	NEUTRAL	0- 0	0- 0	0- 0				
2- 8	0- 2	0- 1	NON-CONFERENCE	0- 1	0- 2	2- 2				
1- 1	0- 1	0- 0	HOME	0- 0	0- 0	1- 0				
1- 7	0- 1	0- 1	AWAY	0- 1	0- 2	1- 2				
0- 0	0- 0	0- 0	NEUTRAL	0- 0	0- 0	0- 0				
2- 0	0- 0	0- 0	CONFERENCE	0- 0	0- 0	2- 0				
2- 0	0- 0	0- 0	HOME	0- 0	0- 0	2- 0				
0- 0	0- 0	0- 0	AWAY	0- 0	0- 0	0- 0				
0- 0	0- 0	0- 0	NEUTRAL	0- 0	0- 0	0- 0				

RPI 1-25				RPI 26-50				RPI 51-100				RPI 101+ Team's RPI: 207			
RPI	S	Opponent	Score	RPI	S	Opponent	Score	RPI	S	Opponent	Score	RPI	S	Opponent	Score
10	A	Indiana	51 91	28	A	Miami (FL)	68 83	82	A	Illinois St.	55 77	137	A	Bradley	69 78
12	H	Mississippi St.	53 92									149	A	Tulane	46 82
												172	H	Louisiana	65 54
												234	A	Southeastern La.	59 63
												251	A	Central Ark.	54 57
												260	H	Alabama A&M	67 53
												276	H	Alabama St.	94 62
												340	A	Northwestern St.	66 49
LAST 10 Division I															
276	H	Alabama St.	94 62	260	H	Alabama A&M	67 53	251	A	Central Ark.	54 57	12	H	Mississippi St.	53 92
172	H	Louisiana	65 54	82	A	Illinois St.	55 77	10	A	Indiana	51 91	137	A	Bradley	69 78
234	A	Southeastern La.	59 63					340	A	Northwestern St.	66 49				

Non-Div I Games:

Jackson St.

■ Loss,
■ Non-Conf,
■ S Site,
■ H Home
■ A Away
N Neutral

Average RPI Win:	233	WON-LOST	WINNING	LAST 10	STRENGTH OF	OPP. STRENGTH	TEAM	ADJ.	CONF.	ADJ CONF.
Average RPI Loss:	121	RECORD	PCT. RANK	GAMES	SCHEDULE	OF SCHEDULE	RPI	RPI	RPI	RPI
DIV. I ONLY	6- 8	210	4-6	136	177	208	208	2	2	
DIV. I NON-CONF.	6- 5	151	4-3	237	222	220	220	3	3	
TOTALS	RPI 1-25	RPI 26-50	W-L RECORDS	RPI 51-100	RPI 101-150	RPI 150+				
6- 8	0- 1	0- 2	OVERALL	0- 0	1- 2	5- 3				
4- 4	0- 0	0- 1	HOME	0- 0	1- 1	3- 2				
1- 3	0- 1	0- 1	AWAY	0- 0	0- 1	1- 0				
1- 1	0- 0	0- 0	NEUTRAL	0- 0	0- 0	1- 1				
6- 5	0- 1	0- 0	NON-CONFERENCE	0- 0	1- 1	5- 3				
4- 3	0- 0	0- 0	HOME	0- 0	1- 1	3- 2				
1- 1	0- 1	0- 0	AWAY	0- 0	0- 0	1- 0				
1- 1	0- 0	0- 0	NEUTRAL	0- 0	0- 0	1- 1				
0- 3	0- 0	0- 2	CONFERENCE	0- 0	0- 1	0- 0				
0- 1	0- 0	0- 1	HOME	0- 0	0- 0	0- 0				
0- 2	0- 0	0- 1	AWAY	0- 0	0- 1	0- 0				
0- 0	0- 0	0- 0	NEUTRAL	0- 0	0- 0	0- 0				

RPI 1-25				RPI 26-50				RPI 51-100				RPI 101+				Team's RPI: 208
RPI	S	Opponent	Score	RPI	S	Opponent	Score	RPI	S	Opponent	Score	RPI	S	Opponent	Score	
18	A	Princeton	55 72	42	A	Michigan	48 82					111	A	Wisconsin	65 71	
				48	H	Minnesota	74 81					131	H	Rider	70 78	
												141	H	Fordham	72 59	
												165	H	George Mason	68 78	
												171	H	Clemson	68 55	
												205	H	La Salle	67 69	
												231	H	Sacred Heart	88 65	
												245	A	Towson	73 67	
												249	N	Long Beach St.	56 64	
												293	H	Pittsburgh	78 73	
												315	N	N.C. Central	92 68	
LAST 10 Division I																
				42	A	Michigan	48 82	111	A	Wisconsin	65 71					
				48	H	Minnesota	74 81	315	N	N.C. Central	92 68					
				231	H	Sacred Heart	88 65	249	N	Long Beach St.	56 64					
				18	A	Princeton	55 72	165	H	George Mason	68 78					
				293	H	Pittsburgh	78 73	171	H	Clemson	68 55					

Non-Div I Games:

Penn St.

■ Loss,
 ■ Non-Conf, S Site,
 ■ Home
 ■ Away
 N Neutral

Delaware

Through Games Of Jan. 8, 2020

Average RPI Win:	157	WON-LOST	WINNING	LAST 10	STRENGTH OF	OPP. STRENGTH	TEAM	ADJ.	CONF.	ADJ CONF.
Average RPI Loss:	160	RECORD	PCT. RANK	GAMES	SCHEDULE	OF SCHEDULE	RPI	RPI	RPI	RPI
DIV. I ONLY	4- 9	260	4-6	140	152	209	209	15	15	
DIV. I NON-CONF.	4- 7	225	4-4	113	101	171	171	14	14	
TOTALS	RPI 1-25	RPI 26-50	W-L RECORDS	RPI 51-100	RPI 101-150	RPI 150+				
4- 9	0- 1	0- 1	OVERALL	1- 1	0- 1	3- 5				
1- 3	0- 0	0- 0	HOME	0- 0	0- 1	1- 2				
2- 6	0- 1	0- 1	AWAY	0- 1	0- 0	2- 3				
1- 0	0- 0	0- 0	NEUTRAL	1- 0	0- 0	0- 0				
4- 7	0- 1	0- 1	NON-CONFERENCE	1- 1	0- 1	3- 3				
1- 3	0- 0	0- 0	HOME	0- 0	0- 1	1- 2				
2- 4	0- 1	0- 1	AWAY	0- 1	0- 0	2- 1				
1- 0	0- 0	0- 0	NEUTRAL	1- 0	0- 0	0- 0				
0- 2	0- 0	0- 0	CONFERENCE	0- 0	0- 0	0- 2				
0- 0	0- 0	0- 0	HOME	0- 0	0- 0	0- 0				
0- 2	0- 0	0- 0	AWAY	0- 0	0- 0	0- 2				
0- 0	0- 0	0- 0	NEUTRAL	0- 0	0- 0	0- 0				

RPI 1-25				RPI 26-50				RPI 51-100				RPI 101+ Team's RPI: 209			
RPI	S	Opponent	Score	RPI	S	Opponent	Score	RPI	S	Opponent	Score	RPI	S	Opponent	Score
23	A	Maryland	55 99	45	A	Charlotte	57 61	55	A	UCF	49 75	114	H	George Washington	49 63
								92	N	Santa Clara	81 80	154	A	Robert Morris	73 62
												165	H	George Mason	63 44
												203	A	Gardner-Webb	65 67
												215	A	Cal St. Fullerton	72 55
												232	H	Delaware St.	64 67
												233	A	Col. of Charleston	73 84
												254	H	Maine	56 69
												279	A	UNCW	65 71
LAST 10 Division I															
279	A	UNCW	65 71	233	A	Col. of Charleston	73 84								
165	H	George Mason	63 44	114	H	George Washington	49 63								
45	A	Charlotte	57 61	92	N	Santa Clara	81 80								
203	A	Gardner-Webb	65 67	215	A	Cal St. Fullerton	72 55								
154	A	Robert Morris	73 62	55	A	UCF	49 75								

Non-Div I Games:

Delaware

Loss, Non-Conf, S Site, H Home A Away N Neutral

Average RPI Win:	282	WON-LOST	WINNING	LAST 10	STRENGTH OF	OPP. STRENGTH	TEAM	ADJ.	CONF.	ADJ CONF.
Average RPI Loss:	133	RECORD	PCT. RANK	GAMES	SCHEDULE	OF SCHEDULE	RPI	RPI	RPI	RPI
DIV. I ONLY	3- 9	282	3-7	101	273	210	210	23	23	
DIV. I NON-CONF.	2- 8	295	2-6	98	268	244	244	22	22	
TOTALS	RPI 1-25	RPI 26-50	W-L RECORDS	RPI 51-100	RPI 101-150	RPI 150+				
3- 9	0- 1	0- 1	OVERALL	0- 1	0- 2	3- 4				
1- 1	0- 0	0- 0	HOME	0- 0	0- 1	1- 0				
2- 7	0- 1	0- 1	AWAY	0- 0	0- 1	2- 4				
0- 1	0- 0	0- 0	NEUTRAL	0- 1	0- 0	0- 0				
2- 8	0- 1	0- 1	NON-CONFERENCE	0- 1	0- 1	2- 4				
1- 1	0- 0	0- 0	HOME	0- 0	0- 1	1- 0				
1- 6	0- 1	0- 1	AWAY	0- 0	0- 0	1- 4				
0- 1	0- 0	0- 0	NEUTRAL	0- 1	0- 0	0- 0				
1- 1	0- 0	0- 0	CONFERENCE	0- 0	0- 1	1- 0				
0- 0	0- 0	0- 0	HOME	0- 0	0- 0	0- 0				
1- 1	0- 0	0- 0	AWAY	0- 0	0- 1	1- 0				
0- 0	0- 0	0- 0	NEUTRAL	0- 0	0- 0	0- 0				

RPI 1-25				RPI 26-50				RPI 51-100				RPI 101+ Team's RPI: 210			
RPI	S	Opponent	Score	RPI	S	Opponent	Score	RPI	S	Opponent	Score	RPI	S	Opponent	Score
9	A	DePaul	64 109	37	A	Baylor	43 111	90	N	N.C. A&T	50 55	117	A	UT Arlington	44 71
												132	H	Southeast Mo. St.	67 79
												180	A	Memphis	50 78
												183	A	Murray St.	62 77
												224	A	Tulsa	77 79
												228	A	Louisiana Tech	54 67
												274	H	Ark.-Pine Bluff	81 60
												280	A	Texas St.	56 53
												291	A	San Diego St.	71 62
LAST 10 Division I															
117	A	UT Arlington	44 71	280	A	Texas St.	56 53								
228	A	Louisiana Tech	54 67	291	A	San Diego St.	71 62								
37	A	Baylor	43 111	183	A	Murray St.	62 77								
180	A	Memphis	50 78	90	N	N.C. A&T	50 55								
274	H	Ark.-Pine Bluff	81 60	9	A	DePaul	64 109								

Non-Div I Games: Central Baptist 88 63

Arkansas St.

■ Loss,
 ■ Non-Conf,
 ■ S Site,
 ■ Home
 ■ A Away
 N Neutral

Wyoming

Through Games Of Jan. 8, 2020

Average RPI Win:	234	WON-LOST	WINNING	LAST 10	STRENGTH OF	OPP. STRENGTH	TEAM	ADJ.	CONF.	ADJ CONF.
Average RPI Loss:	153	RECORD	PCT. RANK	GAMES	SCHEDULE	OF SCHEDULE	RPI	RPI	RPI	RPI
DIV. I ONLY	6- 7	194	5-5	210	227	211	211	22	22	
DIV. I NON-CONF.	3- 5	224	2-3	179	195	241	241	25	25	
TOTALS	RPI 1-25	RPI 26-50	W-L RECORDS	RPI 51-100	RPI 101-150	RPI 150+				
6- 7	0- 1	0- 1	OVERALL	0- 1	2- 1	4- 3				
3- 4	0- 1	0- 1	HOME	0- 0	2- 1	1- 1				
3- 3	0- 0	0- 0	AWAY	0- 1	0- 0	3- 2				
0- 0	0- 0	0- 0	NEUTRAL	0- 0	0- 0	0- 0				
3- 5	0- 1	0- 1	NON-CONFERENCE	0- 1	1- 1	2- 1				
2- 3	0- 1	0- 1	HOME	0- 0	1- 1	1- 0				
1- 2	0- 0	0- 0	AWAY	0- 1	0- 0	1- 1				
0- 0	0- 0	0- 0	NEUTRAL	0- 0	0- 0	0- 0				
3- 2	0- 0	0- 0	CONFERENCE	0- 0	1- 0	2- 2				
1- 1	0- 0	0- 0	HOME	0- 0	1- 0	0- 1				
2- 1	0- 0	0- 0	AWAY	0- 0	0- 0	2- 1				
0- 0	0- 0	0- 0	NEUTRAL	0- 0	0- 0	0- 0				

RPI 1-25				RPI 26-50				RPI 51-100				RPI 101+ Team's RPI: 211			
RPI	S	Opponent	Score	RPI	S	Opponent	Score	RPI	S	Opponent	Score	RPI	S	Opponent	Score
8	H	Gonzaga	54 65	29	H	Colorado	56 66	97	A	South Dakota St.	40 67	109	H	Boise St.	73 68
												124	H	Northern Colo.	44 46
												128	H	Saint Mary's (CA)	69 67
												186	A	New Mexico	73 66
												237	H	Colorado St.	49 56
												285	A	Denver	57 71
												291	A	San Diego St.	60 67
												312	A	Air Force	65 63
												321	A	North Dakota St.	66 57
												347	H	Mississippi Val.	95 22
LAST 10 Division I															
				237	H	Colorado St.	49 56	291	A	San Diego St.	60 67				
				109	H	Boise St.	73 68	186	A	New Mexico	73 66				
				8	H	Gonzaga	54 65	312	A	Air Force	65 63				
				124	H	Northern Colo.	44 46	321	A	North Dakota St.	66 57				
				347	H	Mississippi Val.	95 22	97	A	South Dakota St.	40 67				

Non-Div I Games: Colo. Christian 70 31

Wyoming

■ Loss,
 ■ Non-Conf, S Site,
 ■ Home
 ■ Away
 N Neutral

Average RPI Win: 275		WON-LOST	WINNING	LAST 10	STRENGTH OF	OPP. STRENGTH	TEAM	ADJ.	CONF.	ADJ CONF.
Average RPI Loss: 138		RECORD	PCT. RANK	GAMES	SCHEDULE	OF SCHEDULE	RPI	RPI	RPI	RPI
DIV. I ONLY		7- 4	102	6-4	336	183	212	212	27	27
DIV. I NON-CONF.		4- 3	138	3-3	346	59	258	258	27	27
TOTALS	RPI 1-25	RPI 26-50		W-L RECORDS		RPI 51-100	RPI 101-150	RPI 150+		
7- 4	0- 0	0- 1		OVERALL		0- 1	0- 0	7- 2		
3- 1	0- 0	0- 0		HOME		0- 1	0- 0	3- 0		
3- 3	0- 0	0- 1		AWAY		0- 0	0- 0	3- 2		
1- 0	0- 0	0- 0		NEUTRAL		0- 0	0- 0	1- 0		
4- 3	0- 0	0- 1		NON-CONFERENCE		0- 1	0- 0	4- 1		
1- 1	0- 0	0- 0		HOME		0- 1	0- 0	1- 0		
2- 2	0- 0	0- 1		AWAY		0- 0	0- 0	2- 1		
1- 0	0- 0	0- 0		NEUTRAL		0- 0	0- 0	1- 0		
3- 1	0- 0	0- 0		CONFERENCE		0- 0	0- 0	3- 1		
2- 0	0- 0	0- 0		HOME		0- 0	0- 0	2- 0		
1- 1	0- 0	0- 0		AWAY		0- 0	0- 0	1- 1		
0- 0	0- 0	0- 0		NEUTRAL		0- 0	0- 0	0- 0		

RPI 1-25				RPI 26-50				RPI 51-100				RPI 101+				Team's RPI: 212	
RPI	S	Opponent	Score	RPI	S	Opponent	Score	RPI	S	Opponent	Score	RPI	S	Opponent	Score		
				28	A	Miami (FL)	46 75	99	H	UNC Greensboro	40 67	156	A	Hampton	59 68		
												181	H	Campbell	60 52		
												217	A	ETSU	72 54		
												226	N	Southern U.	53 34		
												267	A	Wofford	38 75		
												300	H	Presbyterian	54 39		
												328	A	Western Caro.	64 47		
												330	A	USC Upstate	68 48		
												345	H	South Carolina St.	82 51		
LAST 10 Division I																	
				181	H	Campbell	60 52	330	A	USC Upstate	68 48						
				156	A	Hampton	59 68	267	A	Wofford	38 75						
				300	H	Presbyterian	54 39	345	H	South Carolina St.	82 51						
				226	N	Southern U.	53 34	99	H	UNC Greensboro	40 67						
				28	A	Miami (FL)	46 75	217	A	ETSU	72 54						

Non-Div I Games:	Montreat	89	45	Lenoir-Rhyne	68	48
------------------	----------	----	----	--------------	----	----

UNC Asheville

Loss, Non-Conf, S Site, H Home A Away N Neutral

Quinnipiac

Through Games Of Jan. 8, 2020

Average RPI Win:	235	WON-LOST	WINNING	LAST 10	STRENGTH OF	OPP. STRENGTH	TEAM	ADJ.	CONF.	ADJ CONF.
Average RPI Loss:	88	RECORD	PCT. RANK	GAMES	SCHEDULE	OF SCHEDULE	RPI	RPI	RPI	RPI
DIV. I ONLY	4- 7	234	4-6	180	66	213	213	24	24	
DIV. I NON-CONF.	3- 6	235	3-5	63	109	175	175	23	23	
TOTALS	RPI 1-25	RPI 26-50	W-L RECORDS	RPI 51-100	RPI 101-150	RPI 150+				
4- 7	0- 1	0- 0	OVERALL	1- 3	0- 2	3- 1				
2- 4	0- 0	0- 0	HOME	1- 1	0- 2	1- 1				
2- 3	0- 1	0- 0	AWAY	0- 2	0- 0	2- 0				
0- 0	0- 0	0- 0	NEUTRAL	0- 0	0- 0	0- 0				
3- 6	0- 1	0- 0	NON-CONFERENCE	1- 3	0- 2	2- 0				
2- 3	0- 0	0- 0	HOME	1- 1	0- 2	1- 0				
1- 3	0- 1	0- 0	AWAY	0- 2	0- 0	1- 0				
0- 0	0- 0	0- 0	NEUTRAL	0- 0	0- 0	0- 0				
1- 1	0- 0	0- 0	CONFERENCE	0- 0	0- 0	1- 1				
0- 1	0- 0	0- 0	HOME	0- 0	0- 0	0- 1				
1- 0	0- 0	0- 0	AWAY	0- 0	0- 0	1- 0				
0- 0	0- 0	0- 0	NEUTRAL	0- 0	0- 0	0- 0				

RPI S	Opponent	Score	RPI S	Opponent	Score	RPI S	Opponent	Score	RPI S	Opponent	Score	Team's RPI: 213
23	A Maryland	52 107				52	A Yale	59 63	114	H George Washington	67 78	
						55	A UCF	58 80	129	H Harvard	68 77	
						73	H Drexel	62 66	170	H Iona	71 75	
						89	H Bucknell	76 69	198	H Rhode Island	75 63	
									310	A Siena	66 52	
									341	A Hartford	87 50	
LAST 10 Division I												
170	H Iona	71 75	310	A Siena	66 52	129	H Harvard	68 77	23	A Maryland	52 107	
341	A Hartford	87 50	89	H Bucknell	76 69	52	A Yale	59 63				
198	H Rhode Island	75 63										
55	A UCF	58 80										
114	H George Washington	67 78										

Non-Div I Games:

Quinnipiac

Loss, Non-Conf, S Site, H Home A Away N Neutral

Jacksonville

Through Games Of Jan. 8, 2020

Average RPI Win:	325	WON-LOST	WINNING	LAST 10	STRENGTH OF	OPP. STRENGTH	TEAM	ADJ.	CONF.	ADJ CONF.
Average RPI Loss:	112	RECORD	PCT. RANK	GAMES	SCHEDULE	OF SCHEDULE	RPI	RPI	RPI	RPI
DIV. I ONLY	6- 6	166	6-4	267	302	214	214	16	16	
DIV. I NON-CONF.	6- 5	151	6-3	294	279	221	221	15	15	
TOTALS	RPI 1-25	RPI 26-50	W-L RECORDS	RPI 51-100	RPI 101-150	RPI 150+				
6- 6	0- 1	0- 1	OVERALL	0- 0	0- 2	6- 2				
3- 2	0- 0	0- 0	HOME	0- 0	0- 1	3- 1				
3- 4	0- 1	0- 1	AWAY	0- 0	0- 1	3- 1				
0- 0	0- 0	0- 0	NEUTRAL	0- 0	0- 0	0- 0				
6- 5	0- 1	0- 1	NON-CONFERENCE	0- 0	0- 2	6- 1				
3- 2	0- 0	0- 0	HOME	0- 0	0- 1	3- 1				
3- 3	0- 1	0- 1	AWAY	0- 0	0- 1	3- 0				
0- 0	0- 0	0- 0	NEUTRAL	0- 0	0- 0	0- 0				
0- 1	0- 0	0- 0	CONFERENCE	0- 0	0- 0	0- 1				
0- 0	0- 0	0- 0	HOME	0- 0	0- 0	0- 0				
0- 1	0- 0	0- 0	AWAY	0- 0	0- 0	0- 1				
0- 0	0- 0	0- 0	NEUTRAL	0- 0	0- 0	0- 0				

RPI 1-25				RPI 26-50				RPI 51-100				RPI 101+ Team's RPI: 214			
RPI	S	Opponent	Score	RPI	S	Opponent	Score	RPI	S	Opponent	Score	RPI	S	Opponent	Score
11	A	Florida St.	41 75	29	A	Colorado	44 66					101	A	South Fla.	39 70
												147	H	Bethune-Cookman	52 53
												189	H	Norfolk St.	64 71
												194	A	North Ala.	65 76
												311	H	Nicholls St.	72 55
												313	A	Mercer	87 83
												323	H	FIU	77 52
												324	A	Jacksonville St.	55 40
												330	H	USC Upstate	87 43
												351	A	Florida A&M	88 54
LAST 10 Division I															
313	A	Mercer	87 83	194	A	North Ala.	65 76								
324	A	Jacksonville St.	55 40	189	H	Norfolk St.	64 71								
351	A	Florida A&M	88 54	311	H	Nicholls St.	72 55								
323	H	FIU	77 52	29	A	Colorado	44 66								
147	H	Bethune-Cookman	52 53	330	H	USC Upstate	87 43								

Non-Div I Games: Thomas (GA) 94 36 Johnson (FL) 114 35

Jacksonville

Loss, Non-Conf, S Site, H Home A Away N Neutral

Average RPI Win:	275	WON-LOST	WINNING	LAST 10	STRENGTH OF	OPP. STRENGTH	TEAM	ADJ.	CONF.	ADJ CONF.
Average RPI Loss:	199	RECORD	PCT. RANK	GAMES	SCHEDULE	OF SCHEDULE	RPI	RPI	RPI	RPI
DIV. I ONLY	8- 5	110	6-4	321	285	215	215	26	26	
DIV. I NON-CONF.	8- 5	117	6-4	322	288	218	218	26	26	
TOTALS	RPI 1-25	RPI 26-50	W-L RECORDS	RPI 51-100	RPI 101-150	RPI 150+				
8- 5	0- 0	0- 0	OVERALL	0- 0	0- 0	8- 5				
4- 2	0- 0	0- 0	HOME	0- 0	0- 0	4- 2				
4- 3	0- 0	0- 0	AWAY	0- 0	0- 0	4- 3				
0- 0	0- 0	0- 0	NEUTRAL	0- 0	0- 0	0- 0				
8- 5	0- 0	0- 0	NON-CONFERENCE	0- 0	0- 0	8- 5				
4- 2	0- 0	0- 0	HOME	0- 0	0- 0	4- 2				
4- 3	0- 0	0- 0	AWAY	0- 0	0- 0	4- 3				
0- 0	0- 0	0- 0	NEUTRAL	0- 0	0- 0	0- 0				
0- 0	0- 0	0- 0	CONFERENCE	0- 0	0- 0	0- 0				
0- 0	0- 0	0- 0	HOME	0- 0	0- 0	0- 0				
0- 0	0- 0	0- 0	AWAY	0- 0	0- 0	0- 0				
0- 0	0- 0	0- 0	NEUTRAL	0- 0	0- 0	0- 0				

RPI 1-25			RPI 26-50			RPI 51-100			RPI 101+			Team's RPI: 215
RPI	S	Opponent	Score	RPI	S	Opponent	Score	RPI	S	Opponent	Score	
								152	H	Montana	69	71
								160	A	Southern Utah	63	79
								185	A	San Francisco	63	71
								201	A	San Diego	72	67
								209	H	Delaware	55	72
								218	A	UNLV	64	58
								258	A	Grand Canyon	80	70
								283	A	LMU (CA)	79	74
								288	H	Utah St.	83	62
								291	A	San Diego St.	45	55
								299	H	California Baptist	97	93
								312	H	Air Force	79	70
								337	H	Seattle U	81	63
LAST 10 Division I												
312	H	Air Force	79	70	337	H	Seattle U	81	63			
299	H	California Baptist	97	93	209	H	Delaware	55	72			
201	A	San Diego	72	67	258	A	Grand Canyon	80	70			
185	A	San Francisco	63	71	288	H	Utah St.	83	62			
152	H	Montana	69	71	291	A	San Diego St.	45	55			

Non-Div I Games:

Cal St. Fullerton

■ Loss,
 ■ Non-Conf,
 ■ S Site,
 ■ H Home
 ■ A Away
 N Neutral

Northern Ky.

Through Games Of Jan. 8, 2020

Average RPI Win:	269	WON-LOST	WINNING	LAST 10	STRENGTH OF	OPP. STRENGTH	TEAM	ADJ.	CONF.	ADJ CONF.
Average RPI Loss:	144	RECORD	PCT. RANK	GAMES	SCHEDULE	OF SCHEDULE	RPI	RPI	RPI	RPI
DIV. I ONLY	8- 7	162	7-3	287	211	216	216	17	17	
DIV. I NON-CONF.	6- 5	151	5-1	317	194	237	237	17	17	
TOTALS	RPI 1-25	RPI 26-50	W-L RECORDS	RPI 51-100	RPI 101-150	RPI 150+				
8- 7	0- 1	0- 0	OVERALL	0- 1	0- 2	8- 3				
4- 3	0- 1	0- 0	HOME	0- 1	0- 0	4- 1				
3- 4	0- 0	0- 0	AWAY	0- 0	0- 2	3- 2				
1- 0	0- 0	0- 0	NEUTRAL	0- 0	0- 0	1- 0				
6- 5	0- 1	0- 0	NON-CONFERENCE	0- 1	0- 1	6- 2				
3- 2	0- 1	0- 0	HOME	0- 1	0- 0	3- 0				
2- 3	0- 0	0- 0	AWAY	0- 0	0- 1	2- 2				
1- 0	0- 0	0- 0	NEUTRAL	0- 0	0- 0	1- 0				
2- 2	0- 0	0- 0	CONFERENCE	0- 0	0- 1	2- 1				
1- 1	0- 0	0- 0	HOME	0- 0	0- 0	1- 1				
1- 1	0- 0	0- 0	AWAY	0- 0	0- 1	1- 0				
0- 0	0- 0	0- 0	NEUTRAL	0- 0	0- 0	0- 0				

RPI	S	Opponent	Score	RPI	S	Opponent	Score	RPI	S	Opponent	Score	RPI	S	Opponent	Score	Team's RPI: 216
4	H	Louisville	57 85					68	H	Saint Louis	42 67	104	A	Belmont	45 62	
												142	A	Green Bay	44 65	
												177	H	Cleveland St.	68 73	
												187	H	Youngstown St.	75 56	
												241	A	Milwaukee	61 49	
												251	H	Central Ark.	72 56	
												252	A	Eastern Ky.	62 69	
												259	A	Lipscomb	69 71	
												267	H	Wofford	80 72	
												271	A	Indiana St.	70 68	
												284	H	Omaha	57 40	
												323	A	FIU	67 45	
												324	N	Jacksonville St.	66 63	
LAST 10 Division I																
187	H	Youngstown St.	75 56	177	H	Cleveland St.	68 73									
241	A	Milwaukee	61 49	4	H	Louisville	57 85									
142	A	Green Bay	44 65	323	A	FIU	67 45									
267	H	Wofford	80 72	324	N	Jacksonville St.	66 63									
271	A	Indiana St.	70 68	251	H	Central Ark.	72 56									

Non-Div I Games:

Northern Ky.

■ Loss,
 ■ Non-Conf, S Site,
 ■ Home
 ■ Away
 N Neutral

Average RPI Win:	175	WON-LOST	WINNING	LAST 10	STRENGTH OF	OPP. STRENGTH	TEAM	ADJ.	CONF.	ADJ CONF.
Average RPI Loss:	150	RECORD	PCT. RANK	GAMES	SCHEDULE	OF SCHEDULE	RPI	RPI	RPI	RPI
DIV. I ONLY	4- 10	271	3-7	79	292	217	217	19	19	
DIV. I NON-CONF.	4- 10	259	3-7	84	295	222	222	20	20	
TOTALS	RPI 1-25	RPI 26-50	W-L RECORDS	RPI 51-100	RPI 101-150	RPI 150+				
4- 10	0- 0	0- 1	OVERALL	2- 3	0- 2	2- 4				
2- 5	0- 0	0- 0	HOME	1- 1	0- 1	1- 3				
2- 5	0- 0	0- 1	AWAY	1- 2	0- 1	1- 1				
0- 0	0- 0	0- 0	NEUTRAL	0- 0	0- 0	0- 0				
4- 10	0- 0	0- 1	NON-CONFERENCE	2- 3	0- 2	2- 4				
2- 5	0- 0	0- 0	HOME	1- 1	0- 1	1- 3				
2- 5	0- 0	0- 1	AWAY	1- 2	0- 1	1- 1				
0- 0	0- 0	0- 0	NEUTRAL	0- 0	0- 0	0- 0				
0- 0	0- 0	0- 0	CONFERENCE	0- 0	0- 0	0- 0				
0- 0	0- 0	0- 0	HOME	0- 0	0- 0	0- 0				
0- 0	0- 0	0- 0	AWAY	0- 0	0- 0	0- 0				
0- 0	0- 0	0- 0	NEUTRAL	0- 0	0- 0	0- 0				

RPI S	Opponent	Score	RPI S	Opponent	Score	RPI S	Opponent	Score	RPI S	Opponent	Score	Team's RPI: 217
			31 A	Georgia Tech	48 87	62 A	Troy	61 79	107 H	Davidson	60 75	
						67 H	Wake Forest	67 60	150 A	Cornell	43 71	
						90 A	N.C. A&T	69 80	177 H	Cleveland St.	54 62	
						96 H	Tennessee	68 72	212 H	UNC Asheville	54 72	
						98 A	Liberty	63 62	263 H	South Alabama	65 60	
									270 A	Appalachian St.	67 61	
									282 A	High Point	62 80	
									290 H	Radford	43 67	
LAST 10 Division I												
			263 H	South Alabama	65 60	150 A	Cornell	43 71				
			31 A	Georgia Tech	48 87	107 H	Davidson	60 75				
			62 A	Troy	61 79	270 A	Appalachian St.	67 61				
			177 H	Cleveland St.	54 62	212 H	UNC Asheville	54 72				
			67 H	Wake Forest	67 60	290 H	Radford	43 67				

Non-Div I Games: Converse 73 35

ETSU

■ Loss,
 ■ Non-Conf,
 ■ S Site,
 ■ Home
 ■ A Away
 N Neutral

Average RPI Win:	212	WON-LOST	WINNING	LAST 10	STRENGTH OF	OPP. STRENGTH	TEAM	ADJ.	CONF.	ADJ CONF.
Average RPI Loss:	128	RECORD	PCT. RANK	GAMES	SCHEDULE	OF SCHEDULE	RPI	RPI	RPI	RPI
DIV. I ONLY	7- 8	186	6-4	251	80	218	218	22	22	
DIV. I NON-CONF.	4- 7	225	3-3	248	45	272	272	25	25	
TOTALS	RPI 1-25	RPI 26-50	W-L RECORDS	RPI 51-100	RPI 101-150	RPI 150+				
7- 8	0- 0	0- 2	OVERALL	1- 0	2- 3	4- 3				
4- 5	0- 0	0- 2	HOME	1- 0	2- 2	1- 1				
3- 3	0- 0	0- 0	AWAY	0- 0	0- 1	3- 2				
0- 0	0- 0	0- 0	NEUTRAL	0- 0	0- 0	0- 0				
4- 7	0- 0	0- 2	NON-CONFERENCE	1- 0	1- 2	2- 3				
3- 4	0- 0	0- 2	HOME	1- 0	1- 1	1- 1				
1- 3	0- 0	0- 0	AWAY	0- 0	0- 1	1- 2				
0- 0	0- 0	0- 0	NEUTRAL	0- 0	0- 0	0- 0				
3- 1	0- 0	0- 0	CONFERENCE	0- 0	1- 1	2- 0				
1- 1	0- 0	0- 0	HOME	0- 0	1- 1	0- 0				
2- 0	0- 0	0- 0	AWAY	0- 0	0- 0	2- 0				
0- 0	0- 0	0- 0	NEUTRAL	0- 0	0- 0	0- 0				

RPI S	Opponent	Score	RPI S	Opponent	Score	RPI S	Opponent	Score	RPI S	Opponent	Score	Team's RPI: 218
30	H Virginia	55 63	33	H Duke	45 57	69	H St. John's (NY)	79 75	101	H South Fla.	61 51	
									102	H Elon	44 50	
									106	A Southern California	54 75	
									109	H Boise St.	66 65	
									116	H Fresno St.	66 72	
									160	A Southern Utah	68 72	
									215	H Cal St. Fullerton	58 64	
									258	A Grand Canyon	51 53	
									261	A Pepperdine	69 44	
									288	A Utah St.	60 46	
									312	A Air Force	67 60	
									345	H South Carolina St.	66 57	
LAST 10 Division I												
312	A Air Force	67 60	109	H Boise St.	66 65							
288	A Utah St.	60 46	106	A Southern California	54 75							
101	H South Fla.	61 51	261	A Pepperdine	69 44							
30	H Virginia	55 63	116	H Fresno St.	66 72							
258	A Grand Canyon	51 53	69	H St. John's (NY)	79 75							

Non-Div I Games:

UNLV

■ Loss,
■ Non-Conf,
■ S Site,
■ H Home
■ A Away
N Neutral

Chattanooga

Through Games Of Jan. 8, 2020

Average RPI Win: 98	WON-LOST	WINNING	LAST 10	STRENGTH OF	OPP. STRENGTH	TEAM	ADJ.	CONF.	ADJ CONF.
Average RPI Loss: 101	RECORD	PCT. RANK	GAMES	SCHEDULE	OF SCHEDULE	RPI	RPI	RPI	RPI
DIV. I ONLY	1- 13	340	0-10	23	102	219	219	19	19
DIV. I NON-CONF.	1- 13	337	0-10	22	113	224	224	20	20
TOTALS	RPI 1-25	RPI 26-50	W-L RECORDS	RPI 51-100	RPI 101-150	RPI 150+			
1- 13	0- 2	0- 1	OVERALL	1- 3	0- 5	0- 2			
0- 6	0- 0	0- 1	HOME	0- 1	0- 3	0- 1			
1- 7	0- 2	0- 0	AWAY	1- 2	0- 2	0- 1			
0- 0	0- 0	0- 0	NEUTRAL	0- 0	0- 0	0- 0			
1- 13	0- 2	0- 1	NON-CONFERENCE	1- 3	0- 5	0- 2			
0- 6	0- 0	0- 1	HOME	0- 1	0- 3	0- 1			
1- 7	0- 2	0- 0	AWAY	1- 2	0- 2	0- 1			
0- 0	0- 0	0- 0	NEUTRAL	0- 0	0- 0	0- 0			
0- 0	0- 0	0- 0	CONFERENCE	0- 0	0- 0	0- 0			
0- 0	0- 0	0- 0	HOME	0- 0	0- 0	0- 0			
0- 0	0- 0	0- 0	AWAY	0- 0	0- 0	0- 0			
0- 0	0- 0	0- 0	NEUTRAL	0- 0	0- 0	0- 0			

RPI 1-25				RPI 26-50				RPI 51-100				RPI 101+ Team's RPI: 219			
RPI	S	Opponent	Score	RPI	S	Opponent	Score	RPI	S	Opponent	Score	RPI	S	Opponent	Score
4	A	Louisville	37 86	26	H	Purdue	34 66	62	H	Troy	51 90	104	A	Belmont	50 63
16	A	NC State	38 74					64	A	UT Martin	51 78	121	H	Ohio	58 70
								97	A	South Dakota St.	56 71	124	H	Northern Colo.	42 59
								98	A	Liberty	71 54	144	A	Cincinnati	53 72
												145	H	Austin Peay	49 50
												156	H	Hampton	55 84
												252	A	Eastern Ky.	65 71
LAST 10 Division I															
16	A	NC State	38 74	121	H	Ohio	58 70	4	A	Louisville	37 86	144	A	Cincinnati	53 72
62	H	Troy	51 90	124	H	Northern Colo.	42 59								
97	A	South Dakota St.	56 71	145	H	Austin Peay	49 50								
64	A	UT Martin	51 78												
252	A	Eastern Ky.	65 71												

Non-Div I Games:

Chattanooga

 Loss,
 Non-Conf, S Site,
 Home
 Away
N Neutral

UTEP				STRENGTH OF SCHEDULE	OPP. STRENGTH OF SCHEDULE	TEAM RPI	ADJ. RPI	CONF. RPI	ADJ CONF. RPI
Average RPI Win:	267	WON-LOST RECORD	WINNING PCT. RANK						
Average RPI Loss:	159		LAST 10 GAMES						
DIV. I ONLY	9- 4	74	6-4	300	269	220	220	13	13
DIV. I NON-CONF.	7- 4	100	4-4	298	258	247	247	16	16
TOTALS	RPI 1-25	RPI 26-50	W-L RECORDS	RPI 51-100	RPI 101-150	RPI 150+			
9- 4	0- 0	0- 1	OVERALL	0- 0	1- 0	8- 3			
8- 3	0- 0	0- 1	HOME	0- 0	1- 0	7- 2			
1- 1	0- 0	0- 0	AWAY	0- 0	0- 0	1- 1			
0- 0	0- 0	0- 0	NEUTRAL	0- 0	0- 0	0- 0			
7- 4	0- 0	0- 1	NON-CONFERENCE	0- 0	1- 0	6- 3			
6- 3	0- 0	0- 1	HOME	0- 0	1- 0	5- 2			
1- 1	0- 0	0- 0	AWAY	0- 0	0- 0	1- 1			
0- 0	0- 0	0- 0	NEUTRAL	0- 0	0- 0	0- 0			
2- 0	0- 0	0- 0	CONFERENCE	0- 0	0- 0	2- 0			
2- 0	0- 0	0- 0	HOME	0- 0	0- 0	2- 0			
0- 0	0- 0	0- 0	AWAY	0- 0	0- 0	0- 0			
0- 0	0- 0	0- 0	NEUTRAL	0- 0	0- 0	0- 0			

RPI 1-25			RPI 26-50			RPI 51-100			RPI 101+ Team's RPI: 220		
RPI	S	Opponent	Score	RPI	S	Opponent	Score	RPI	S	Opponent	Score
				35	H	Arizona	43 54				
								125	H	Western Mich.	76 46
								174	H	Fla. Atlantic	96 65
								186	H	New Mexico	78 93
								191	A	SMU	56 60
								224	H	Tulsa	51 58
								240	H	UC Riverside	63 50
								301	H	Weber St.	70 51
								303	A	New Mexico St.	63 57
								303	H	New Mexico St.	65 45
								318	H	Alcorn	92 47
								319	H	Georgia St.	71 68
								323	H	FIU	64 34
LAST 10 Division I											
323	H	FIU	64 34	174	H	Fla. Atlantic	96 65				
224	H	Tulsa	51 58	319	H	Georgia St.	71 68				
191	A	SMU	56 60	125	H	Western Mich.	76 46				
35	H	Arizona	43 54	303	H	New Mexico St.	65 45				
301	H	Weber St.	70 51	186	H	New Mexico	78 93				

Non-Div I Games:

UTEP

■ Loss,
 ■ Non-Conf, S Site,
 ■ Home
 ■ Away
 N Neutral

Average RPI Win:	294	WON-LOST	WINNING	LAST 10	STRENGTH OF	OPP. STRENGTH	TEAM	ADJ.	CONF.	ADJ CONF.
Average RPI Loss:	129	RECORD	PCT. RANK	GAMES	SCHEDULE	OF SCHEDULE	RPI	RPI	RPI	RPI
DIV. I ONLY	4- 10	271	3-7	179	218	221	221	31	31	
DIV. I NON-CONF.	2- 9	304	1-6	61	137	208	208	30	30	
TOTALS	RPI 1-25	RPI 26-50	W-L RECORDS	RPI 51-100	RPI 101-150	RPI 150+				
4- 10	0- 2	0- 1	OVERALL	0- 2	0- 2	4- 3				
0- 3	0- 0	0- 0	HOME	0- 2	0- 0	0- 1				
3- 6	0- 2	0- 0	AWAY	0- 0	0- 2	3- 2				
1- 1	0- 0	0- 1	NEUTRAL	0- 0	0- 0	1- 0				
2- 9	0- 2	0- 1	NON-CONFERENCE	0- 2	0- 2	2- 2				
0- 3	0- 0	0- 0	HOME	0- 2	0- 0	0- 1				
1- 5	0- 2	0- 0	AWAY	0- 0	0- 2	1- 1				
1- 1	0- 0	0- 1	NEUTRAL	0- 0	0- 0	1- 0				
2- 1	0- 0	0- 0	CONFERENCE	0- 0	0- 0	2- 1				
0- 0	0- 0	0- 0	HOME	0- 0	0- 0	0- 0				
2- 1	0- 0	0- 0	AWAY	0- 0	0- 0	2- 1				
0- 0	0- 0	0- 0	NEUTRAL	0- 0	0- 0	0- 0				

RPI 1-25				RPI 26-50				RPI 51-100				RPI 101+ Team's RPI: 221			
RPI	S	Opponent	Score	RPI	S	Opponent	Score	RPI	S	Opponent	Score	RPI	S	Opponent	Score
19	A	Virginia Tech	41 105	36	N	FGCU	64 97	89	H	Bucknell	46 70	101	A	South Fla.	23 62
22	A	West Virginia	45 74					98	H	Liberty	52 71	120	A	Duquesne	69 72
												187	H	Youngstown St.	46 56
												230	N	Stetson	78 73
												286	A	Morehead St.	54 65
												289	A	Vermont	73 69
												317	A	Bryant	63 60
												331	A	Fairleigh Dickinson	47 56
												338	A	Central Conn. St.	64 52
LAST 10 Division I															
338	A	Central Conn. St.	64 52	331	A	Fairleigh Dickinson	47 56								
317	A	Bryant	63 60	187	H	Youngstown St.	46 56								
89	H	Bucknell	46 70	289	A	Vermont	73 69								
98	H	Liberty	52 71	101	A	South Fla.	23 62								
120	A	Duquesne	69 72	36	N	FGCU	64 97								

Non-Div I Games:

Saint Francis (PA)

■ Loss,
 ■ Non-Conf,
 ■ S Site,
 ■ H Home
 ■ A Away
 N Neutral

Average RPI Win:	246	WON-LOST	WINNING	LAST 10	STRENGTH OF	OPP. STRENGTH	TEAM	ADJ.	CONF.	ADJ CONF.
Average RPI Loss:	120	RECORD	PCT. RANK	GAMES	SCHEDULE	OF SCHEDULE	RPI	RPI	RPI	RPI
DIV. I ONLY	4- 8	244	4-6	149	186	222	222	26	26	
DIV. I NON-CONF.	4- 8	235	4-6	152	189	228	228	26	26	
TOTALS	RPI 1-25	RPI 26-50	W-L RECORDS	RPI 51-100	RPI 101-150	RPI 150+				
4- 8	0- 1	0- 1	OVERALL	0- 1	0- 3	4- 2				
3- 2	0- 0	0- 0	HOME	0- 1	0- 0	3- 1				
1- 6	0- 1	0- 1	AWAY	0- 0	0- 3	1- 1				
0- 0	0- 0	0- 0	NEUTRAL	0- 0	0- 0	0- 0				
4- 8	0- 1	0- 1	NON-CONFERENCE	0- 1	0- 3	4- 2				
3- 2	0- 0	0- 0	HOME	0- 1	0- 0	3- 1				
1- 6	0- 1	0- 1	AWAY	0- 0	0- 3	1- 1				
0- 0	0- 0	0- 0	NEUTRAL	0- 0	0- 0	0- 0				
0- 0	0- 0	0- 0	CONFERENCE	0- 0	0- 0	0- 0				
0- 0	0- 0	0- 0	HOME	0- 0	0- 0	0- 0				
0- 0	0- 0	0- 0	AWAY	0- 0	0- 0	0- 0				
0- 0	0- 0	0- 0	NEUTRAL	0- 0	0- 0	0- 0				

RPI 1-25				RPI 26-50				RPI 51-100				RPI 101+ Team's RPI: 222			
RPI	S	Opponent	Score	RPI	S	Opponent	Score	RPI	S	Opponent	Score	RPI	S	Opponent	Score
6	A	Stanford	55 67	48	A	Minnesota	67 76	92	H	Santa Clara	61 62	112	A	Montana St.	65 77
												116	A	Fresno St.	65 73
												128	A	Saint Mary's (CA)	74 83
												185	H	San Francisco	79 67
												199	H	Portland St.	70 76
												200	H	Boston U.	75 68
												247	A	Northern Ariz.	71 61
												261	A	Pepperdine	67 70
												350	H	Sacramento St.	77 75
LAST 10 Division I															
261	A	Pepperdine	67 70	6	A	Stanford	55 67								
48	A	Minnesota	67 76	350	H	Sacramento St.	77 75								
247	A	Northern Ariz.	71 61	185	H	San Francisco	79 67								
200	H	Boston U.	75 68	128	A	Saint Mary's (CA)	74 83								
199	H	Portland St.	70 76	92	H	Santa Clara	61 62								

Non-Div I Games: William Jessup 96 32

UC Davis

■ Loss,
 ■ Non-Conf,
 ■ S Site,
 ■ H Home
 ■ A Away
 N Neutral

Mt. St. Mary's

Through Games Of Jan. 8, 2020

Average RPI Win:	261	WON-LOST	WINNING	LAST 10	STRENGTH OF	OPP. STRENGTH	TEAM	ADJ.	CONF.	ADJ CONF.
Average RPI Loss:	123	RECORD	PCT. RANK	GAMES	SCHEDULE	OF SCHEDULE	RPI	RPI	RPI	RPI
DIV. I ONLY	6- 7	194	6-4	270	122	223	223	31	31	
DIV. I NON-CONF.	4- 7	225	4-4	211	108	213	213	30	30	
TOTALS	RPI 1-25	RPI 26-50	W-L RECORDS	RPI 51-100	RPI 101-150	RPI 150+				
6- 7	0- 2	0- 1	OVERALL	0- 1	1- 0	5- 3				
4- 1	0- 0	0- 0	HOME	0- 1	0- 0	4- 0				
1- 5	0- 2	0- 1	AWAY	0- 0	0- 0	1- 2				
1- 1	0- 0	0- 0	NEUTRAL	0- 0	1- 0	0- 1				
4- 7	0- 2	0- 1	NON-CONFERENCE	0- 1	1- 0	3- 3				
2- 1	0- 0	0- 0	HOME	0- 1	0- 0	2- 0				
1- 5	0- 2	0- 1	AWAY	0- 0	0- 0	1- 2				
1- 1	0- 0	0- 0	NEUTRAL	0- 0	1- 0	0- 1				
2- 0	0- 0	0- 0	CONFERENCE	0- 0	0- 0	2- 0				
2- 0	0- 0	0- 0	HOME	0- 0	0- 0	2- 0				
0- 0	0- 0	0- 0	AWAY	0- 0	0- 0	0- 0				
0- 0	0- 0	0- 0	NEUTRAL	0- 0	0- 0	0- 0				

RPI 1-25				RPI 26-50				RPI 51-100				RPI 101+ Team's RPI: 223			
RPI	S	Opponent	Score	RPI	S	Opponent	Score	RPI	S	Opponent	Score	RPI	S	Opponent	Score
10	A	Indiana	52 75	50	A	Old Dominion	34 85	85	H	Lehigh	65 66	113	N	Richmond	75 67
21	A	Kentucky	44 67									156	N	Hampton	60 68
												245	A	Towson	57 73
												253	H	Loyola Maryland	81 75
												255	H	Wagner	78 63
												290	A	Radford	75 58
												295	A	UMES	76 78
												304	H	UMBC	71 61
												348	H	LIU Brooklyn	75 57
LAST 10 Division I															
255	H	Wagner	78 63	348	H	LIU Brooklyn	75 57								
50	A	Old Dominion	34 85	85	H	Lehigh	65 66								
113	N	Richmond	75 67	253	H	Loyola Maryland	81 75								
156	N	Hampton	60 68	290	A	Radford	75 58								
295	A	UMES	76 78	304	H	UMBC	71 61								

Non-Div I Games: Frostburg St. 94 40

Mt. St. Mary's

■ Loss,
 ■ Non-Conf,
 ■ S Site,
 ■ H Home
 ■ A Away
 N Neutral

Average RPI Win:	244	WON-LOST	WINNING	LAST 10	STRENGTH OF	OPP. STRENGTH	TEAM	ADJ.	CONF.	ADJ CONF.
Average RPI Loss:	104	RECORD	PCT. RANK	GAMES	SCHEDULE	OF SCHEDULE	RPI	RPI	RPI	RPI
DIV. I ONLY	5- 10	244	2-8	120	129	224	224	8	8	
DIV. I NON-CONF.	5- 8	221	2-6	124	182	204	204	8	8	
TOTALS	RPI 1-25	RPI 26-50	W-L RECORDS	RPI 51-100	RPI 101-150	RPI 150+				
5- 10	0- 0	0- 3	OVERALL	0- 3	0- 1	5- 3				
4- 3	0- 0	0- 1	HOME	0- 1	0- 0	4- 1				
1- 5	0- 0	0- 1	AWAY	0- 1	0- 1	1- 2				
0- 2	0- 0	0- 1	NEUTRAL	0- 1	0- 0	0- 0				
5- 8	0- 0	0- 3	NON-CONFERENCE	0- 2	0- 0	5- 3				
4- 2	0- 0	0- 1	HOME	0- 0	0- 0	4- 1				
1- 4	0- 0	0- 1	AWAY	0- 1	0- 0	1- 2				
0- 2	0- 0	0- 1	NEUTRAL	0- 1	0- 0	0- 0				
0- 2	0- 0	0- 0	CONFERENCE	0- 1	0- 1	0- 0				
0- 1	0- 0	0- 0	HOME	0- 1	0- 0	0- 0				
0- 1	0- 0	0- 0	AWAY	0- 0	0- 1	0- 0				
0- 0	0- 0	0- 0	NEUTRAL	0- 0	0- 0	0- 0				

RPI S	Opponent	Score	RPI S	Opponent	Score	RPI S	Opponent	Score	RPI S	Opponent	Score	Team's RPI: 224
32	N Marquette	60 61	56	N Western Ky.	63 76	149	A Tulane	62 64				
43	A Arkansas	41 91	57	H Temple	65 74	153	H SFA	63 67				
44	H Oklahoma St.	48 78	84	A Abilene Christian	63 73	192	A Little Rock	51 63				
						210	H Arkansas St.	79 77				
						220	A UTEP	58 51				
						230	A Stetson	60 66				
						237	H Colorado St.	61 55				
						269	H Oral Roberts	67 65				
						283	H LMU (CA)	75 56				
LAST 10 Division I												
57	H Temple	65 74	149	A Tulane	62 64							
220	A UTEP	58 51	192	A Little Rock	51 63							
237	H Colorado St.	61 55	84	A Abilene Christian	63 73							
230	A Stetson	60 66	32	N Marquette	60 61							
43	A Arkansas	41 91	56	N Western Ky.	63 76							

Non-Div I Games:

Tulsa

Average RPI Win:	268	WON-LOST	WINNING	LAST 10	STRENGTH OF	OPP. STRENGTH	TEAM	ADJ.	CONF.	ADJ CONF.
Average RPI Loss:	102	RECORD	PCT. RANK	GAMES	SCHEDULE	OF SCHEDULE	RPI	RPI	RPI	RPI
DIV. I ONLY	4- 9	260	3-7	154	201	225	225	18	18	
DIV. I NON-CONF.	3- 7	252	2-5	160	211	243	243	18	18	
TOTALS	RPI 1-25	RPI 26-50	W-L RECORDS	RPI 51-100	RPI 101-150	RPI 150+				
4- 9	0- 1	0- 2	OVERALL	0- 3	1- 1	3- 2				
2- 2	0- 0	0- 1	HOME	0- 0	1- 1	1- 0				
2- 5	0- 1	0- 1	AWAY	0- 2	0- 0	2- 1				
0- 2	0- 0	0- 0	NEUTRAL	0- 1	0- 0	0- 1				
3- 7	0- 1	0- 1	NON-CONFERENCE	0- 2	1- 1	2- 2				
2- 1	0- 0	0- 0	HOME	0- 0	1- 1	1- 0				
1- 4	0- 1	0- 1	AWAY	0- 1	0- 0	1- 1				
0- 2	0- 0	0- 0	NEUTRAL	0- 1	0- 0	0- 1				
1- 2	0- 0	0- 1	CONFERENCE	0- 1	0- 0	1- 0				
0- 1	0- 0	0- 1	HOME	0- 0	0- 0	0- 0				
1- 1	0- 0	0- 0	AWAY	0- 1	0- 0	1- 0				
0- 0	0- 0	0- 0	NEUTRAL	0- 0	0- 0	0- 0				

RPI	S	Opponent	Score	RPI	S	Opponent	Score	RPI	S	Opponent	Score	RPI	S	Opponent	Score	Team's RPI: 225
25	A	Drake	75 94	26	A	Purdue	59 66	59	N	Southern Ill.	65 79	132	H	Southeast Mo. St.	97 91	
				39	H	South Dakota	65 96	82	A	Illinois St.	65 78	137	H	Bradley	49 84	
								97	A	South Dakota St.	45 75	178	A	Missouri	89 97	
												271	H	Indiana St.	83 72	
												277	N	Eastern Ill.	52 60	
												321	A	North Dakota St.	79 78	
												346	A	Chicago St.	88 78	
LAST 10 Division I																
321	A	North Dakota St.	79 78	97	A	South Dakota St.	45 75									
39	H	South Dakota	65 96	346	A	Chicago St.	88 78									
277	N	Eastern Ill.	52 60	82	A	Illinois St.	65 78									
59	N	Southern Ill.	65 79	25	A	Drake	75 94									
132	H	Southeast Mo. St.	97 91	137	H	Bradley	49 84									

Non-Div I Games: Culver-Stockton 82 76 Ill.-Springfield 91 51 Mo. Baptist 90 69

Western Ill.

Loss, Non-Conf, S Site, H Home A Away N Neutral

Average RPI Win:	302	WON-LOST	WINNING	LAST 10	STRENGTH OF	OPP. STRENGTH	TEAM	ADJ.	CONF.	ADJ CONF.
Average RPI Loss:	95	RECORD	PCT. RANK	GAMES	SCHEDULE	OF SCHEDULE	RPI	RPI	RPI	RPI
DIV. I ONLY	1- 10	330	1-9	56	84	226	226	29	29	
DIV. I NON-CONF.	0- 9	338	0-8	10	117	245	245	28	28	
TOTALS	RPI 1-25	RPI 26-50	W-L RECORDS	RPI 51-100	RPI 101-150	RPI 150+				
1- 10	0- 0	0- 2	OVERALL	0- 5	0- 2	1- 1				
0- 0	0- 0	0- 0	HOME	0- 0	0- 0	0- 0				
1- 8	0- 0	0- 2	AWAY	0- 4	0- 2	1- 0				
0- 2	0- 0	0- 0	NEUTRAL	0- 1	0- 0	0- 1				
0- 9	0- 0	0- 2	NON-CONFERENCE	0- 4	0- 2	0- 1				
0- 0	0- 0	0- 0	HOME	0- 0	0- 0	0- 0				
0- 7	0- 0	0- 2	AWAY	0- 3	0- 2	0- 0				
0- 2	0- 0	0- 0	NEUTRAL	0- 1	0- 0	0- 1				
1- 1	0- 0	0- 0	CONFERENCE	0- 1	0- 0	1- 0				
0- 0	0- 0	0- 0	HOME	0- 0	0- 0	0- 0				
1- 1	0- 0	0- 0	AWAY	0- 1	0- 0	1- 0				
0- 0	0- 0	0- 0	NEUTRAL	0- 0	0- 0	0- 0				

RPI 1-25				RPI 26-50				RPI 51-100				RPI 101+				Team's RPI: 226	
RPI	S	Opponent	Score	RPI	S	Opponent	Score	RPI	S	Opponent	Score	RPI	S	Opponent	Score		
				40	A	Rutgers	58 78	63	A	Nebraska	39 73	141	A	Fordham	52 65		
				44	A	Oklahoma St.	59 72	71	A	Texas	39 93	148	A	Wichita St.	63 69		
								77	A	Texas Southern	56 61	212	N	UNC Asheville	34 53		
								78	N	Washington St.	54 69	302	A	Prairie View	68 48		
								80	A	Iowa St.	36 69						
LAST 10 Division I																	
				77	A	Texas Southern	56 61	302	A	Prairie View	68 48						
				212	N	UNC Asheville	34 53	40	A	Rutgers	58 78						
				78	N	Washington St.	54 69	71	A	Texas	39 93						
				44	A	Oklahoma St.	59 72	63	A	Nebraska	39 73						
				141	A	Fordham	52 65	148	A	Wichita St.	63 69						

Non-Div I Games: Tougaloo 100 39 Wiley 78 55

Southern U.

■ Loss,
 ■ Non-Conf,
 ■ S Site,
 ■ Home
 ■ A Away
 N Neutral

North Texas

Through Games Of Jan. 8, 2020

Average RPI Win:	208	WON-LOST	WINNING	LAST 10	STRENGTH OF	OPP. STRENGTH	TEAM	ADJ.	CONF.	ADJ CONF.
Average RPI Loss:	144	RECORD	PCT. RANK	GAMES	SCHEDULE	OF SCHEDULE	RPI	RPI	RPI	RPI
DIV. I ONLY	5- 6	205	4-6	196	231	227	227	13	13	
DIV. I NON-CONF.	4- 5	195	3-5	200	205	216	216	16	16	
TOTALS	RPI 1-25	RPI 26-50	W-L RECORDS	RPI 51-100	RPI 101-150	RPI 150+				
5- 6	0- 1	0- 0	OVERALL	1- 2	1- 1	3- 2				
4- 2	0- 0	0- 0	HOME	1- 0	0- 1	3- 1				
1- 2	0- 0	0- 0	AWAY	0- 1	1- 0	0- 1				
0- 2	0- 1	0- 0	NEUTRAL	0- 1	0- 0	0- 0				
4- 5	0- 1	0- 0	NON-CONFERENCE	0- 2	1- 1	3- 1				
3- 1	0- 0	0- 0	HOME	0- 0	0- 1	3- 0				
1- 2	0- 0	0- 0	AWAY	0- 1	1- 0	0- 1				
0- 2	0- 1	0- 0	NEUTRAL	0- 1	0- 0	0- 0				
1- 1	0- 0	0- 0	CONFERENCE	1- 0	0- 0	0- 1				
1- 1	0- 0	0- 0	HOME	1- 0	0- 0	0- 1				
0- 0	0- 0	0- 0	AWAY	0- 0	0- 0	0- 0				
0- 0	0- 0	0- 0	NEUTRAL	0- 0	0- 0	0- 0				

RPI S	Opponent	Score	RPI S	Opponent	Score	RPI S	Opponent	Score	RPI S	Opponent	Score	Team's RPI: 227
16 N	NC State	65 76				56 H	Western Ky.	61 54	117 H	UT Arlington	49 68	
						71 N	Texas	57 63	146 A	Hawaii	66 60	
						75 A	CSU Bakersfield	52 61	172 H	Louisiana	69 66	
									288 A	Utah St.	55 66	
									298 H	Marshall	59 68	
									318 H	Alcorn	67 31	
									349 H	La.-Monroe	63 51	
LAST 10 Division I												
56 H	Western Ky.	61 54	298 H	Marshall	59 68							
349 H	La.-Monroe	63 51	71 N	Texas	57 63							
288 A	Utah St.	55 66	146 A	Hawaii	66 60							
172 H	Louisiana	69 66	75 A	CSU Bakersfield	52 61							
16 N	NC State	65 76	117 H	UT Arlington	49 68							

Non-Div I Games: Mid-Amer. Christian59 61 Xavier (LA) 68 31 Tex. A&M-Texarkana 114 54

North Texas

Loss, Non-Conf, S Site, H Home A Away N Neutral

Team				Through Games of Jan. 31, 1918						
Average RPI Win:	240	WON-LOST	WINNING	LAST 10	STRENGTH OF	OPP. STRENGTH	TEAM	ADJ.	CONF.	ADJ CONF.
Average RPI Loss:	174	RECORD	PCT. RANK	GAMES	SCHEDULE	OF SCHEDULE	RPI	RPI	RPI	RPI
DIV. I ONLY	6- 4	115	6-4	327	104	228	228	13	13	
DIV. I NON-CONF.	6- 3	90	6-3	341	81	234	234	16	16	
TOTALS	RPI 1-25	RPI 26-50	W-L RECORDS	RPI 51-100	RPI 101-150	RPI 150+				
6- 4	0- 0	0- 0	OVERALL	0- 0	0- 2	6- 2				
5- 1	0- 0	0- 0	HOME	0- 0	0- 1	5- 0				
1- 3	0- 0	0- 0	AWAY	0- 0	0- 1	1- 2				
0- 0	0- 0	0- 0	NEUTRAL	0- 0	0- 0	0- 0				
6- 3	0- 0	0- 0	NON-CONFERENCE	0- 0	0- 2	6- 1				
5- 1	0- 0	0- 0	HOME	0- 0	0- 1	5- 0				
1- 2	0- 0	0- 0	AWAY	0- 0	0- 1	1- 1				
0- 0	0- 0	0- 0	NEUTRAL	0- 0	0- 0	0- 0				
0- 1	0- 0	0- 0	CONFERENCE	0- 0	0- 0	0- 1				
0- 0	0- 0	0- 0	HOME	0- 0	0- 0	0- 0				
0- 1	0- 0	0- 0	AWAY	0- 0	0- 0	0- 1				
0- 0	0- 0	0- 0	NEUTRAL	0- 0	0- 0	0- 0				

RPI 1-25				RPI 26-50				RPI 51-100				RPI 101+				Team's RPI: 228	
RPI	S	Opponent	Score	RPI	S	Opponent	Score	RPI	S	Opponent	Score	RPI	S	Opponent	Score		
												140	A	Houston	53	67	
												148	H	Wichita St.	80	88	
												157	A	Southern Miss.	60	66	
												180	H	Memphis	83	74	
												192	A	Little Rock	43	38	
												210	H	Arkansas St.	67	54	
												234	H	Southeastern La.	92	78	
												250	A	Ole Miss	53	76	
												308	H	McNeese	79	54	
												316	H	Grambling	70	66	
EAST 10 Division I																	
				210	H	Arkansas St.	67	54	157	A	Southern Miss.	60		66			
				316	H	Grambling	70	66	192	A	Little Rock	43		38			
				234	H	Southeastern La.	92	78	250	A	Ole Miss	53		76			
				140	A	Houston	53	67	148	H	Wichita St.	80		88			
				308	H	McNeese	79	54	180	H	Memphis	83		74			

Non-Div I Games:	Loyola (LA)	71	52	LSU-Alexandria	93	61
------------------	-------------	----	----	----------------	----	----

Louisiana Tech

Loss, Non-Conf, S Site, H Home A Away N Neutral

Page 228

Average RPI Win:	275	WON-LOST	WINNING	LAST 10	STRENGTH OF	OPP. STRENGTH	TEAM	ADJ.	CONF.	ADJ CONF.
Average RPI Loss:	138	RECORD	PCT. RANK	GAMES	SCHEDULE	OF SCHEDULE	RPI	RPI	RPI	RPI
DIV. I ONLY	4- 8	244	4-6	173	230	229	229	24	24	
DIV. I NON-CONF.	3- 6	235	3-4	142	199	188	188	23	23	
TOTALS	RPI 1-25	RPI 26-50	W-L RECORDS	RPI 51-100	RPI 101-150	RPI 150+				
4- 8	0- 1	0- 1	OVERALL	0- 2	0- 1	4- 3				
2- 2	0- 0	0- 0	HOME	0- 0	0- 1	2- 1				
1- 6	0- 1	0- 1	AWAY	0- 2	0- 0	1- 2				
1- 0	0- 0	0- 0	NEUTRAL	0- 0	0- 0	1- 0				
3- 6	0- 1	0- 1	NON-CONFERENCE	0- 1	0- 1	3- 2				
1- 1	0- 0	0- 0	HOME	0- 0	0- 1	1- 0				
1- 5	0- 1	0- 1	AWAY	0- 1	0- 0	1- 2				
1- 0	0- 0	0- 0	NEUTRAL	0- 0	0- 0	1- 0				
1- 2	0- 0	0- 0	CONFERENCE	0- 1	0- 0	1- 1				
1- 1	0- 0	0- 0	HOME	0- 0	0- 0	1- 1				
0- 1	0- 0	0- 0	AWAY	0- 1	0- 0	0- 0				
0- 0	0- 0	0- 0	NEUTRAL	0- 0	0- 0	0- 0				

RPI S	Opponent	Score	RPI S	Opponent	Score	RPI S	Opponent	Score	RPI S	Opponent	Score	Team's RPI: 229
18	A Princeton	40 52	35	A Arizona	34 86	61	A Marist	66 76	115	H Providence	52 68	
						89	A Bucknell	37 71	201	A San Diego	49 57	
									235	H Manhattan	62 60	
									244	H Lafayette	52 44	
									253	A Loyola Maryland	48 64	
									305	A Albany (NY)	53 41	
									314	N Purdue Fort Wayne	60 46	
									332	H Canisius	62 71	
LAST 10 Division I												
61	A Marist	66 76	332	H Canisius	62 71							
305	A Albany (NY)	53 41	35	A Arizona	34 86							
253	A Loyola Maryland	48 64	314	N Purdue Fort Wayne	60 46							
235	H Manhattan	62 60	201	A San Diego	49 57							
244	H Lafayette	52 44	18	A Princeton	40 52							

Non-Div I Games:

Monmouth

Average RPI Win:	275	WON-LOST	WINNING	LAST 10	STRENGTH OF	OPP. STRENGTH	TEAM	ADJ.	CONF.	ADJ CONF.
Average RPI Loss:	124	RECORD	PCT. RANK	GAMES	SCHEDULE	OF SCHEDULE	RPI	RPI	RPI	RPI
DIV. I ONLY	4- 8	244	3-7	161	258	230	230	16	16	
DIV. I NON-CONF.	3- 7	252	2-6	96	254	219	219	15	15	
TOTALS	RPI 1-25	RPI 26-50	W-L RECORDS	RPI 51-100	RPI 101-150	RPI 150+				
4- 8	0- 1	0- 0	OVERALL	0- 3	0- 2	4- 2				
2- 3	0- 0	0- 0	HOME	0- 0	0- 2	2- 1				
2- 4	0- 1	0- 0	AWAY	0- 3	0- 0	2- 0				
0- 1	0- 0	0- 0	NEUTRAL	0- 0	0- 0	0- 1				
3- 7	0- 1	0- 0	NON-CONFERENCE	0- 3	0- 2	3- 1				
2- 2	0- 0	0- 0	HOME	0- 0	0- 2	2- 0				
1- 4	0- 1	0- 0	AWAY	0- 3	0- 0	1- 0				
0- 1	0- 0	0- 0	NEUTRAL	0- 0	0- 0	0- 1				
1- 1	0- 0	0- 0	CONFERENCE	0- 0	0- 0	1- 1				
0- 1	0- 0	0- 0	HOME	0- 0	0- 0	0- 1				
1- 0	0- 0	0- 0	AWAY	0- 0	0- 0	1- 0				
0- 0	0- 0	0- 0	NEUTRAL	0- 0	0- 0	0- 0				

RPI 1-25				RPI 26-50				RPI 51-100				RPI 101+ Team's RPI: 230			
RPI	S	Opponent	Score	RPI	S	Opponent	Score	RPI	S	Opponent	Score	RPI	S	Opponent	Score
21	A	Kentucky	48 67					55	A	UCF	40 66	103	H	Holy Cross	63 75
								93	A	Penn	41 81	147	H	Bethune-Cookman	55 59
								96	A	Tennessee	46 73	221	N	Saint Francis (PA)	73 78
												224	H	Tulsa	66 60
												257	A	Kennesaw St.	67 61
												259	H	Lipscomb	59 65
												286	A	Morehead St.	58 55
												332	H	Canisius	68 52
LAST 10 Division I															
257	A	Kennesaw St.	67 61	259	H	Lipscomb	59 65	93	A	Penn	41 81	55	A	UCF	40 66
103	H	Holy Cross	63 75	93	A	Penn	41 81	55	A	UCF	40 66	96	A	Tennessee	46 73
147	H	Bethune-Cookman	55 59	55	A	UCF	40 66	96	A	Tennessee	46 73	221	N	Saint Francis (PA)	73 78
332	H	Canisius	68 52	96	A	Tennessee	46 73								
224	H	Tulsa	66 60	221	N	Saint Francis (PA)	73 78								

Non-Div I Games: Palm Beach Atl. 77 46 Trinity Baptist 116 40 Fla. National 80 37

Stetson

Sacred Heart

Through Games Of Jan. 8, 2020

Average RPI Win:	288	WON-LOST	WINNING	LAST 10	STRENGTH OF	OPP. STRENGTH	TEAM	ADJ.	CONF.	ADJ CONF.
Average RPI Loss:	129	RECORD	PCT. RANK	GAMES	SCHEDULE	OF SCHEDULE	RPI	RPI	RPI	RPI
DIV. I ONLY	5- 8	231	4-6	231	213	231	231	31	31	
DIV. I NON-CONF.	2- 8	295	1-6	146	220	278	278	30	30	
TOTALS	RPI 1-25	RPI 26-50	W-L RECORDS	RPI 51-100	RPI 101-150	RPI 150+				
5- 8	0- 0	0- 0	OVERALL	0- 4	0- 2	5- 2				
3- 1	0- 0	0- 0	HOME	0- 0	0- 1	3- 0				
1- 6	0- 0	0- 0	AWAY	0- 3	0- 1	1- 2				
1- 1	0- 0	0- 0	NEUTRAL	0- 1	0- 0	1- 0				
2- 8	0- 0	0- 0	NON-CONFERENCE	0- 4	0- 2	2- 2				
1- 1	0- 0	0- 0	HOME	0- 0	0- 1	1- 0				
0- 6	0- 0	0- 0	AWAY	0- 3	0- 1	0- 2				
1- 1	0- 0	0- 0	NEUTRAL	0- 1	0- 0	1- 0				
3- 0	0- 0	0- 0	CONFERENCE	0- 0	0- 0	3- 0				
2- 0	0- 0	0- 0	HOME	0- 0	0- 0	2- 0				
1- 0	0- 0	0- 0	AWAY	0- 0	0- 0	1- 0				
0- 0	0- 0	0- 0	NEUTRAL	0- 0	0- 0	0- 0				

RPI 1-25			RPI 26-50			RPI 51-100			RPI 101+			Team's RPI: 231
RPI	S	Opponent	Score	RPI	S	Opponent	Score	RPI	S	Opponent	Score	
						52 A Yale	40 87	103 H Holy Cross		52 65		
						63 N Nebraska	49 72	136 A Saint Joseph's		44 71		
						74 A Seton Hall	69 95	196 H Merrimack		63 60		
						83 A Stony Brook	50 54	208 A Penn St.		65 88		
								255 A Wagner		79 65		
								310 A Siena		57 68		
								320 N Detroit Mercy		66 60		
								329 H Hofstra		71 44		
								338 H Central Conn. St.		66 58		
LAST 10 Division I												
255 A Wagner		79 65	338 H Central Conn. St.		66 58							
196 H Merrimack		63 60	136 A Saint Joseph's		44 71							
208 A Penn St.		65 88	63 N Nebraska		49 72							
52 A Yale		40 87	320 N Detroit Mercy		66 60							
103 H Holy Cross		52 65	83 A Stony Brook		50 54							

Non-Div I Games: Bridgeport 77 63

Sacred Heart

Loss, Non-Conf, S Site, H Home A Away N Neutral

Average RPI Win:	277	WON-LOST	WINNING	LAST 10	STRENGTH OF	OPP. STRENGTH	TEAM	ADJ.	CONF.	ADJ CONF.
Average RPI Loss:	130	RECORD	PCT. RANK	GAMES	SCHEDULE	OF SCHEDULE	RPI	RPI	RPI	RPI
DIV. I ONLY	3- 9	282	2-8	35	344	232	232	30	30	
DIV. I NON-CONF.	2- 9	304	1-8	17	345	230	230	31	31	
TOTALS	RPI 1-25	RPI 26-50	W-L RECORDS	RPI 51-100	RPI 101-150	RPI 150+				
3- 9	0- 0	0- 1	OVERALL	0- 2	0- 3	3- 3				
2- 6	0- 0	0- 0	HOME	0- 1	0- 3	2- 2				
1- 3	0- 0	0- 1	AWAY	0- 1	0- 0	1- 1				
0- 0	0- 0	0- 0	NEUTRAL	0- 0	0- 0	0- 0				
2- 9	0- 0	0- 1	NON-CONFERENCE	0- 2	0- 3	2- 3				
1- 6	0- 0	0- 0	HOME	0- 1	0- 3	1- 2				
1- 3	0- 0	0- 1	AWAY	0- 1	0- 0	1- 1				
0- 0	0- 0	0- 0	NEUTRAL	0- 0	0- 0	0- 0				
1- 0	0- 0	0- 0	CONFERENCE	0- 0	0- 0	1- 0				
1- 0	0- 0	0- 0	HOME	0- 0	0- 0	1- 0				
0- 0	0- 0	0- 0	AWAY	0- 0	0- 0	0- 0				
0- 0	0- 0	0- 0	NEUTRAL	0- 0	0- 0	0- 0				

RPI 1-25				RPI 26-50				RPI 51-100				RPI 101+				Team's RPI: 232	
RPI	S	Opponent	Score	RPI	S	Opponent	Score	RPI	S	Opponent	Score	RPI	S	Opponent	Score		
				27	A	James Madison	64 83	85	H	Lehigh	38 68	123	H	William & Mary	52 73		
								87	A	Boston College	69 109	131	H	Rider	69 71		
												150	H	Cornell	51 77		
												151	H	Binghamton	66 75		
												177	H	Cleveland St.	49 57		
												209	A	Delaware	67 64		
												243	A	Longwood	62 78		
												296	H	Morgan St.	69 61		
												325	H	Saint Peter's	89 66		
LAST 10 Division I																	
				131	H	Rider	69 71	296	H	Morgan St.	69 61						
				87	A	Boston College	69 109	177	H	Cleveland St.	49 57						
				27	A	James Madison	64 83	123	H	William & Mary	52 73						
				243	A	Longwood	62 78	150	H	Cornell	51 77						
				325	H	Saint Peter's	89 66	151	H	Binghamton	66 75						

Non-Div I Games: Post 67 41 Georgian Court 69 48

Delaware St.

Loss, Non-Conf, S Site, H Home A Away N Neutral

Average RPI Win:	270	WON-LOST	WINNING	LAST 10	STRENGTH OF	OPP. STRENGTH	TEAM	ADJ.	CONF.	ADJ CONF.
Average RPI Loss:	158	RECORD	PCT. RANK	GAMES	SCHEDULE	OF SCHEDULE	RPI	RPI	RPI	RPI
DIV. I ONLY	8- 4	83	8-2	344	223	233	233	15	15	
DIV. I NON-CONF.	6- 4	122	6-2	347	276	285	285	14	14	
TOTALS	RPI 1-25	RPI 26-50	W-L RECORDS	RPI 51-100	RPI 101-150	RPI 150+				
8- 4	0- 0	0- 0	OVERALL	1- 2	0- 0	7- 2				
4- 2	0- 0	0- 0	HOME	1- 1	0- 0	3- 1				
4- 2	0- 0	0- 0	AWAY	0- 1	0- 0	4- 1				
0- 0	0- 0	0- 0	NEUTRAL	0- 0	0- 0	0- 0				
6- 4	0- 0	0- 0	NON-CONFERENCE	0- 2	0- 0	6- 2				
2- 2	0- 0	0- 0	HOME	0- 1	0- 0	2- 1				
4- 2	0- 0	0- 0	AWAY	0- 1	0- 0	4- 1				
0- 0	0- 0	0- 0	NEUTRAL	0- 0	0- 0	0- 0				
2- 0	0- 0	0- 0	CONFERENCE	1- 0	0- 0	1- 0				
2- 0	0- 0	0- 0	HOME	1- 0	0- 0	1- 0				
0- 0	0- 0	0- 0	AWAY	0- 0	0- 0	0- 0				
0- 0	0- 0	0- 0	NEUTRAL	0- 0	0- 0	0- 0				

RPI 1-25				RPI 26-50				RPI 51-100				RPI 101+				Team's RPI: 233	
RPI	S	Opponent	Score	RPI	S	Opponent	Score	RPI	S	Opponent	Score	RPI	S	Opponent	Score		
								67	A	Wake Forest	50	106	165	H	George Mason	61	72
								73	H	Drexel	73	59	209	H	Delaware	84	73
								99	H	UNC Greensboro	56	69	262	A	Winthrop	84	73
													282	A	High Point	79	70
													300	A	Presbyterian	54	58
													315	H	N.C. Central	85	78
													328	H	Western Caro.	73	62
													343	A	Charleston So.	79	70
													345	A	South Carolina St.	76	55
LAST 10 Division I																	
				73	H	Drexel	73	59	209	H	Delaware	84	73				
				328	H	Western Caro.	73	62	300	A	Presbyterian	54	58				
				343	A	Charleston So.	79	70	345	A	South Carolina St.	76	55				
				99	H	UNC Greensboro	56	69	315	H	N.C. Central	85	78				
				262	A	Winthrop	84	73	282	A	High Point	79	70				

Non-Div I Games: Coker 82 57

Col. of Charleston

■ Loss,
 ■ Non-Conf,
 ■ S Site,
 ■ H Home
 ■ A Away
 N Neutral

Average RPI Win:	275	WON-LOST	WINNING	LAST 10	STRENGTH OF	OPP. STRENGTH	TEAM	ADJ.	CONF.	ADJ CONF.
Average RPI Loss:	146	RECORD	PCT. RANK	GAMES	SCHEDULE	OF SCHEDULE	RPI	RPI	RPI	RPI
DIV. I ONLY	4- 9	260	4-6	169	324	234	234	25	25	
DIV. I NON-CONF.	2- 6	279	2-3	145	284	227	227	24	24	
TOTALS	RPI 1-25	RPI 26-50	W-L RECORDS	RPI 51-100	RPI 101-150	RPI 150+				
4- 9	0- 0	0- 1	OVERALL	0- 1	0- 1	4- 6				
2- 2	0- 0	0- 0	HOME	0- 0	0- 0	2- 2				
2- 7	0- 0	0- 1	AWAY	0- 1	0- 1	2- 4				
0- 0	0- 0	0- 0	NEUTRAL	0- 0	0- 0	0- 0				
2- 6	0- 0	0- 1	NON-CONFERENCE	0- 1	0- 1	2- 3				
1- 0	0- 0	0- 0	HOME	0- 0	0- 0	1- 0				
1- 6	0- 0	0- 1	AWAY	0- 1	0- 1	1- 3				
0- 0	0- 0	0- 0	NEUTRAL	0- 0	0- 0	0- 0				
2- 3	0- 0	0- 0	CONFERENCE	0- 0	0- 0	2- 3				
1- 2	0- 0	0- 0	HOME	0- 0	0- 0	1- 2				
1- 1	0- 0	0- 0	AWAY	0- 0	0- 0	1- 1				
0- 0	0- 0	0- 0	NEUTRAL	0- 0	0- 0	0- 0				

RPI	S	Opponent	Score	RPI	S	Opponent	Score	RPI	S	Opponent	Score	RPI	S	Opponent	Score	Team's RPI: 234
47	A	LSU	52 62	79	A	Alabama	50 87	140	A	Houston	65 78	153	A	SFA	51 77	
								157	A	Southern Miss.	54 62	166	H	Sam Houston St.	69 84	
								172	A	Louisiana	50 60	175	H	Lamar University	57 65	
								207	H	Jackson St.	63 59	228	A	Louisiana Tech	78 92	
								239	H	A&M-Corpus Christi	48 44	306	A	Houston Baptist	69 59	
								349	A	La.-Monroe	65 52					
LAST 10 Division I																
239	H	A&M-Corpus Christi	48 44	166	H	Sam Houston St.	69 84									
153	A	SFA	51 77	228	A	Louisiana Tech	78 92									
79	A	Alabama	50 87	207	H	Jackson St.	63 59									
306	A	Houston Baptist	69 59	349	A	La.-Monroe	65 52									
175	H	Lamar University	57 65	47	A	LSU	52 62									

Non-Div I Games: LSU-Alexandria 89 67

Southeastern La.

■ Loss,
 ■ Non-Conf, S Site,
 ■ Home
 ■ Away
 N Neutral

Average RPI Win:	279	WON-LOST	WINNING	LAST 10	STRENGTH OF	OPP. STRENGTH	TEAM	ADJ.	CONF.	ADJ CONF.
Average RPI Loss:	133	RECORD	PCT. RANK	GAMES	SCHEDULE	OF SCHEDULE	RPI	RPI	RPI	RPI
DIV. I ONLY	5- 7	214	5-5	214	288	235	235	24	24	
DIV. I NON-CONF.	3- 6	235	3-4	76	299	194	194	23	23	
TOTALS	RPI 1-25	RPI 26-50	W-L RECORDS	RPI 51-100	RPI 101-150	RPI 150+				
5- 7	0- 0	0- 0	OVERALL	0- 3	0- 2	5- 2				
4- 2	0- 0	0- 0	HOME	0- 0	0- 2	4- 0				
1- 5	0- 0	0- 0	AWAY	0- 3	0- 0	1- 2				
0- 0	0- 0	0- 0	NEUTRAL	0- 0	0- 0	0- 0				
3- 6	0- 0	0- 0	NON-CONFERENCE	0- 3	0- 2	3- 1				
2- 2	0- 0	0- 0	HOME	0- 0	0- 2	2- 0				
1- 4	0- 0	0- 0	AWAY	0- 3	0- 0	1- 1				
0- 0	0- 0	0- 0	NEUTRAL	0- 0	0- 0	0- 0				
2- 1	0- 0	0- 0	CONFERENCE	0- 0	0- 0	2- 1				
2- 0	0- 0	0- 0	HOME	0- 0	0- 0	2- 0				
0- 1	0- 0	0- 0	AWAY	0- 0	0- 0	0- 1				
0- 0	0- 0	0- 0	NEUTRAL	0- 0	0- 0	0- 0				

RPI 1-25			RPI 26-50			RPI 51-100			RPI 101+			Team's RPI: 235
RPI	S	Opponent	Score	RPI	S	Opponent	Score	RPI	S	Opponent	Score	
						54 A Villanova	51 63	120 H Duquesne		65 76		
						63 A Nebraska	51 71	141 H Fordham		45 51		
						83 A Stony Brook	54 59	204 H Dartmouth		70 58		
								229 A Monmouth		60 62		
								244 A Lafayette		53 60		
								264 H Niagara		68 65		
								265 H Army West Point		86 56		
								331 A Fairleigh Dickinson		62 61		
								332 H Canisius		68 50		
LAST 10 Division I												
332 H Canisius		68	50	264 H Niagara		68	65					
63 A Nebraska		51	71	204 H Dartmouth		70	58					
229 A Monmouth		60	62	244 A Lafayette		53	60					
265 H Army West Point		86	56	54 A Villanova		51	63					
141 H Fordham		45	51	331 A Fairleigh Dickinson		62	61					

Non-Div I Games:

Manhattan

East Carolina

Through Games Of Jan. 8, 2020

Average RPI Win:	289	WON-LOST	WINNING	LAST 10	STRENGTH OF	OPP. STRENGTH	TEAM	ADJ.	CONF.	ADJ CONF.
Average RPI Loss:	99	RECORD	PCT. RANK	GAMES	SCHEDULE	OF SCHEDULE	RPI	RPI	RPI	RPI
DIV. I ONLY	3- 12	307	2-8	75	125	236	236	8	8	
DIV. I NON-CONF.	3- 10	282	2-6	77	162	235	235	8	8	
TOTALS	RPI 1-25	RPI 26-50	W-L RECORDS	RPI 51-100	RPI 101-150	RPI 150+				
3- 12	0- 1	0- 2	OVERALL	0- 4	0- 2	3- 3				
2- 5	0- 0	0- 2	HOME	0- 0	0- 1	2- 2				
1- 5	0- 0	0- 0	AWAY	0- 4	0- 0	1- 1				
0- 2	0- 1	0- 0	NEUTRAL	0- 0	0- 1	0- 0				
3- 10	0- 1	0- 2	NON-CONFERENCE	0- 3	0- 2	3- 2				
2- 4	0- 0	0- 2	HOME	0- 0	0- 1	2- 1				
1- 4	0- 0	0- 0	AWAY	0- 3	0- 0	1- 1				
0- 2	0- 1	0- 0	NEUTRAL	0- 0	0- 1	0- 0				
0- 2	0- 0	0- 0	CONFERENCE	0- 1	0- 0	0- 1				
0- 1	0- 0	0- 0	HOME	0- 0	0- 0	0- 1				
0- 1	0- 0	0- 0	AWAY	0- 1	0- 0	0- 0				
0- 0	0- 0	0- 0	NEUTRAL	0- 0	0- 0	0- 0				

RPI 1-25				RPI 26-50				RPI 51-100				RPI 101+				Team's RPI: 236	
RPI	S	Opponent	Score	RPI	S	Opponent	Score	RPI	S	Opponent	Score	RPI	S	Opponent	Score		
20	N	Northwestern	45 64	45	H	Charlotte	47 59	55	A	UCF	55 91	119	N	Dayton	68 94		
				49	H	Middle Tenn.	66 68	65	A	Georgia	50 67	123	H	William & Mary	68 78		
								67	A	Wake Forest	53 76	161	A	VCU	40 53		
								98	A	Liberty	66 81	191	H	SMU	47 55		
												195	H	Howard	51 67		
												243	A	Longwood	64 61		
												295	H	UMES	57 42		
												330	H	USC Upstate	69 48		
LAST 10 Division I																	
				55	A	UCF	55 91	191	H	SMU	47 55						
				65	A	Georgia	50 67	98	A	Liberty	66 81						
				119	N	Dayton	68 94	67	A	Wake Forest	53 76						
				20	N	Northwestern	45 64	243	A	Longwood	64 61						
				195	H	Howard	51 67	295	H	UMES	57 42						

Non-Div I Games:

East Carolina

Loss, Non-Conf, S Site, H Home A Away N Neutral

Colorado St.

Through Games Of Jan. 8, 2020

Average RPI Win:	262	WON-LOST	WINNING	LAST 10	STRENGTH OF	OPP. STRENGTH	TEAM	ADJ.	CONF.	ADJ CONF.
Average RPI Loss:	151	RECORD	PCT. RANK	GAMES	SCHEDULE	OF SCHEDULE	RPI	RPI	RPI	RPI
DIV. I ONLY	6- 7	194	5-5	257	286	237	237	22	22	
DIV. I NON-CONF.	4- 5	195	3-3	273	264	265	265	25	25	
TOTALS	RPI 1-25	RPI 26-50	W-L RECORDS	RPI 51-100	RPI 101-150	RPI 150+				
6- 7	0- 0	0- 1	OVERALL	0- 1	1- 2	5- 3				
4- 3	0- 0	0- 1	HOME	0- 0	0- 1	4- 1				
2- 4	0- 0	0- 0	AWAY	0- 1	1- 1	1- 2				
0- 0	0- 0	0- 0	NEUTRAL	0- 0	0- 0	0- 0				
4- 5	0- 0	0- 1	NON-CONFERENCE	0- 1	1- 1	3- 2				
3- 2	0- 0	0- 1	HOME	0- 0	0- 0	3- 1				
1- 3	0- 0	0- 0	AWAY	0- 1	1- 1	0- 1				
0- 0	0- 0	0- 0	NEUTRAL	0- 0	0- 0	0- 0				
2- 2	0- 0	0- 0	CONFERENCE	0- 0	0- 1	2- 1				
1- 1	0- 0	0- 0	HOME	0- 0	0- 1	1- 0				
1- 1	0- 0	0- 0	AWAY	0- 0	0- 0	1- 1				
0- 0	0- 0	0- 0	NEUTRAL	0- 0	0- 0	0- 0				

RPI S	Opponent	Score	RPI S	Opponent	Score	RPI S	Opponent	Score	RPI S	Opponent	Score	Team's RPI: 237
29	H Colorado	75 79	96	A Tennessee	41 79	109	H Boise St.	69 72	124	A Northern Colo.	75 58	
						126	A Idaho	54 61	184	H Northern Ill.	75 80	
						211	A Wyoming	56 49	224	A Tulsa	55 61	
						240	H UC Riverside	52 40	291	A San Diego St.	49 59	
						307	H Nevada	75 70	342	H Incarnate Word	75 47	
						347	H Mississippi Val.	65 46				
LAST 10 Division I												
307	H Nevada	75 70	211	A Wyoming	56 49							
224	A Tulsa	55 61	291	A San Diego St.	49 59							
347	H Mississippi Val.	65 46	240	H UC Riverside	52 40							
96	A Tennessee	41 79	342	H Incarnate Word	75 47							
109	H Boise St.	69 72	29	H Colorado	75 79							

Non-Div I Games: Western St. 56 47 Chadron St. 102 51

Colorado St.

Loss, Non-Conf, S Site, H Home A Away N Neutral

UMKC				STRENGTH OF SCHEDULE	OPP. STRENGTH OF SCHEDULE	TEAM RPI	ADJ. RPI	CONF. RPI	ADJ CONF. RPI
Average RPI Win:	244	WON-LOST RECORD	WINNING PCT. RANK						
Average RPI Loss:	153		LAST 10 GAMES						
DIV. I ONLY	6- 8	210	4-6	242	178	238	238	32	32
DIV. I NON-CONF.	5- 7	205	3-5	199	86	232	232	32	32

TOTALS	RPI 1-25	RPI 26-50	W-L RECORDS	RPI 51-100	RPI 101-150	RPI 150+			
6- 8	0- 1	0- 0	OVERALL	0- 3	0- 1	6- 3			
4- 4	0- 0	0- 0	HOME	0- 2	0- 1	4- 1			
2- 4	0- 1	0- 0	AWAY	0- 1	0- 0	2- 2			
0- 0	0- 0	0- 0	NEUTRAL	0- 0	0- 0	0- 0			
5- 7	0- 1	0- 0	NON-CONFERENCE	0- 3	0- 1	5- 2			
4- 4	0- 0	0- 0	HOME	0- 2	0- 1	4- 1			
1- 3	0- 1	0- 0	AWAY	0- 1	0- 0	1- 1			
0- 0	0- 0	0- 0	NEUTRAL	0- 0	0- 0	0- 0			
1- 1	0- 0	0- 0	CONFERENCE	0- 0	0- 0	1- 1			
0- 0	0- 0	0- 0	HOME	0- 0	0- 0	0- 0			
1- 1	0- 0	0- 0	AWAY	0- 0	0- 0	1- 1			
0- 0	0- 0	0- 0	NEUTRAL	0- 0	0- 0	0- 0			

RPI 1-25				RPI 26-50				RPI 51-100				RPI 101+ Team's RPI: 238			
RPI	S	Opponent	Score	RPI	S	Opponent	Score	RPI	S	Opponent	Score	RPI	S	Opponent	Score
2	A	Missouri St.	58 83					88	A	Pacific	60 89	107	H	Davidson	64 74
								95	H	Loyola Chicago	67 72	165	A	George Mason	64 58
								98	H	Liberty	44 68	178	H	Missouri	59 56
												199	H	Portland St.	87 69
												202	H	Kansas St.	67 74
												284	A	Omaha	53 57
												285	H	Denver	83 79
												297	H	Eastern Wash.	66 55
												337	A	Seattle U	76 65
												344	A	Utah Valley	41 62

LAST 10 Division I															
337	A	Seattle U	76 65	344	A	Utah Valley	41 62								
98	H	Liberty	44 68	284	A	Omaha	53 57								
297	H	Eastern Wash.	66 55	2	A	Missouri St.	58 83								
202	H	Kansas St.	67 74	165	A	George Mason	64 58								
178	H	Missouri	59 56	95	H	Loyola Chicago	67 72								

Non-Div I Games: Rockhurst 78 60 Science & Arts Okla74 43

UMKC

■ Loss,
 ■ Non-Conf,
 ■ S Site,
 ■ H Home
 ■ A Away
 N Neutral

Average RPI Win:	312	WON-LOST	WINNING	LAST 10	STRENGTH OF	OPP. STRENGTH	TEAM	ADJ.	CONF.	ADJ CONF.
Average RPI Loss:	158	RECORD	PCT. RANK	GAMES	SCHEDULE	OF SCHEDULE	RPI	RPI	RPI	RPI
DIV. I ONLY	6- 6	166	6-4	323	225	239	239	25	25	
DIV. I NON-CONF.	3- 4	201	3-2	291	147	201	201	24	24	
TOTALS	RPI 1-25	RPI 26-50	W-L RECORDS	RPI 51-100	RPI 101-150	RPI 150+				
6- 6	0- 2	0- 0	OVERALL	0- 0	0- 0	6- 4				
3- 1	0- 0	0- 0	HOME	0- 0	0- 0	3- 1				
2- 5	0- 2	0- 0	AWAY	0- 0	0- 0	2- 3				
1- 0	0- 0	0- 0	NEUTRAL	0- 0	0- 0	1- 0				
3- 4	0- 2	0- 0	NON-CONFERENCE	0- 0	0- 0	3- 2				
1- 0	0- 0	0- 0	HOME	0- 0	0- 0	1- 0				
1- 4	0- 2	0- 0	AWAY	0- 0	0- 0	1- 2				
1- 0	0- 0	0- 0	NEUTRAL	0- 0	0- 0	1- 0				
3- 2	0- 0	0- 0	CONFERENCE	0- 0	0- 0	3- 2				
2- 1	0- 0	0- 0	HOME	0- 0	0- 0	2- 1				
1- 1	0- 0	0- 0	AWAY	0- 0	0- 0	1- 1				
0- 0	0- 0	0- 0	NEUTRAL	0- 0	0- 0	0- 0				

RPI 1-25				RPI 26-50				RPI 51-100				RPI 101+ Team's RPI: 239			
RPI	S	Opponent	Score	RPI	S	Opponent	Score	RPI	S	Opponent	Score	RPI	S	Opponent	Score
2	A	Missouri St.	51 79									153	H	SFA	44 66
14	A	Texas A&M	48 85									234	A	Southeastern La.	44 48
												251	H	Central Ark.	67 47
												263	A	South Alabama	82 83
												280	A	Texas St.	48 57
												302	N	Prairie View	64 52
												311	H	Nicholls St.	55 49
												335	A	UTRGV	59 54
												335	H	UTRGV	61 50
												340	A	Northwestern St.	72 59
LAST 10 Division I															
234	A	Southeastern La.	44 48	153	H	SFA	44 66								
340	A	Northwestern St.	72 59	335	A	UTRGV	59 54								
14	A	Texas A&M	48 85	280	A	Texas St.	48 57								
251	H	Central Ark.	67 47	335	H	UTRGV	61 50								
311	H	Nicholls St.	55 49	302	N	Prairie View	64 52								

Non-Div I Games: UNKNOWN 75 55 Huston-Tillotson 63 49 Texas Wesleyan 90 52

A&M-Corpus Christi

Loss, Non-Conf, S Site, H Home A Away N Neutral

UC Riverside

Through Games Of Jan. 8, 2020

Average RPI Win:	255	WON-LOST	WINNING	LAST 10	STRENGTH OF	OPP. STRENGTH	TEAM	ADJ.	CONF.	ADJ CONF.
Average RPI Loss:	153	RECORD	PCT. RANK	GAMES	SCHEDULE	OF SCHEDULE	RPI	RPI	RPI	RPI
DIV. I ONLY	4- 10	271	3-7	150	220	240	240	26	26	
DIV. I NON-CONF.	4- 10	259	3-7	154	229	248	248	26	26	
TOTALS	RPI 1-25	RPI 26-50	W-L RECORDS	RPI 51-100	RPI 101-150	RPI 150+				
4- 10	0- 1	0- 1	OVERALL	1- 0	0- 2	3- 6				
3- 2	0- 0	0- 0	HOME	1- 0	0- 1	2- 1				
1- 8	0- 1	0- 1	AWAY	0- 0	0- 1	1- 5				
0- 0	0- 0	0- 0	NEUTRAL	0- 0	0- 0	0- 0				
4- 10	0- 1	0- 1	NON-CONFERENCE	1- 0	0- 2	3- 6				
3- 2	0- 0	0- 0	HOME	1- 0	0- 1	2- 1				
1- 8	0- 1	0- 1	AWAY	0- 0	0- 1	1- 5				
0- 0	0- 0	0- 0	NEUTRAL	0- 0	0- 0	0- 0				
0- 0	0- 0	0- 0	CONFERENCE	0- 0	0- 0	0- 0				
0- 0	0- 0	0- 0	HOME	0- 0	0- 0	0- 0				
0- 0	0- 0	0- 0	AWAY	0- 0	0- 0	0- 0				
0- 0	0- 0	0- 0	NEUTRAL	0- 0	0- 0	0- 0				

RPI 1-25				RPI 26-50				RPI 51-100				RPI 101+ Team's RPI: 240			
RPI	S	Opponent	Score	RPI	S	Opponent	Score	RPI	S	Opponent	Score	RPI	S	Opponent	Score
15	A	Oregon	41 84	35	A	Arizona	27 70	75	H	CSU Bakersfield	53 52	106	H	Southern California	59 76
												108	A	California	61 84
												160	A	Southern Utah	68 79
												161	A	VCU	51 67
												186	A	New Mexico	70 80
												220	A	UTEP	50 63
												237	A	Colorado St.	40 52
												299	H	California Baptist	80 64
												301	H	Weber St.	54 64
												303	A	New Mexico St.	60 58
												344	H	Utah Valley	67 53
LAST 10 Division I															
161	A	VCU	51 67	75	H	CSU Bakersfield	53 52								
160	A	Southern Utah	68 79	35	A	Arizona	27 70								
15	A	Oregon	41 84	301	H	Weber St.	54 64								
299	H	California Baptist	80 64	344	H	Utah Valley	67 53								
237	A	Colorado St.	40 52	108	A	California	61 84								

Non-Div I Games:

UC Riverside

■ Loss,
 ■ Non-Conf,
 ■ S Site,
 ■ H Home
 ■ A Away
 N Neutral

Average RPI Win: 195	WON-LOST	WINNING	LAST 10	STRENGTH OF	OPP. STRENGTH	TEAM	ADJ.	CONF.	ADJ CONF.
Average RPI Loss: 106	RECORD	PCT. RANK	GAMES	SCHEDULE	OF SCHEDULE	RPI	RPI	RPI	RPI
DIV. I ONLY	3- 10	292	3-7	76	85	241	241	17	17
DIV. I NON-CONF.	2- 8	295	2-5	61	63	236	236	17	17
TOTALS	RPI 1-25	RPI 26-50	W-L RECORDS	RPI 51-100	RPI 101-150	RPI 150+			
3- 10	0- 1	0- 3	OVERALL	0- 0	1- 3	2- 3			
3- 4	0- 0	0- 1	HOME	0- 0	1- 1	2- 2			
0- 6	0- 1	0- 2	AWAY	0- 0	0- 2	0- 1			
0- 0	0- 0	0- 0	NEUTRAL	0- 0	0- 0	0- 0			
2- 8	0- 1	0- 3	NON-CONFERENCE	0- 0	0- 2	2- 2			
2- 3	0- 0	0- 1	HOME	0- 0	0- 1	2- 1			
0- 5	0- 1	0- 2	AWAY	0- 0	0- 1	0- 1			
0- 0	0- 0	0- 0	NEUTRAL	0- 0	0- 0	0- 0			
1- 2	0- 0	0- 0	CONFERENCE	0- 0	1- 1	0- 1			
1- 1	0- 0	0- 0	HOME	0- 0	1- 0	0- 1			
0- 1	0- 0	0- 0	AWAY	0- 0	0- 1	0- 0			
0- 0	0- 0	0- 0	NEUTRAL	0- 0	0- 0	0- 0			

RPI 1-25				RPI 26-50				RPI 51-100				RPI 101+ Team's RPI: 241			
RPI	S	Opponent	Score	RPI	S	Opponent	Score	RPI	S	Opponent	Score	RPI	S	Opponent	Score
9	A	DePaul	65 94	26	A	Purdue	55 68					111	A	Wisconsin	40 71
				32	H	Marquette	56 78					127	H	Wright St.	60 58
				48	A	Minnesota	61 77					135	H	North Dakota	58 66
												142	A	Green Bay	48 61
												162	A	Columbia	46 74
												176	H	Bowling Green	51 63
												184	H	Northern Ill.	78 65
												216	H	Northern Ky.	49 61
												274	H	Ark.-Pine Bluff	69 55
LAST 10 Division I															
				216	H	Northern Ky.	49 61	142	A	Green Bay	48 61				
				127	H	Wright St.	60 58	184	H	Northern Ill.	78 65				
				135	H	North Dakota	58 66	162	A	Columbia	46 74				
				176	H	Bowling Green	51 63	9	A	DePaul	65 94				
				32	H	Marquette	56 78	274	H	Ark.-Pine Bluff	69 55				

Non-Div I Games: Wis.-Parkside 84 77

Milwaukee

■ Loss,
 ■ Non-Conf, S Site,
 ■ Home
 ■ Away
 N Neutral

Average RPI Win: 225	WON-LOST	WINNING	LAST 10	STRENGTH OF	OPP. STRENGTH	TEAM	ADJ.	CONF.	ADJ CONF.
Average RPI Loss: 146	RECORD	PCT. RANK	GAMES	SCHEDULE	OF SCHEDULE	RPI	RPI	RPI	RPI
DIV. I ONLY	3- 10	292	2-8	84	229	242	242	26	26
DIV. I NON-CONF.	3- 10	282	2-8	88	232	250	250	26	26
TOTALS	RPI 1-25	RPI 26-50	W-L RECORDS	RPI 51-100	RPI 101-150	RPI 150+			
3- 10	0- 1	0- 0	OVERALL	0- 2	0- 1	3- 6			
2- 1	0- 0	0- 0	HOME	0- 0	0- 0	2- 1			
0- 5	0- 1	0- 0	AWAY	0- 1	0- 0	0- 3			
1- 4	0- 0	0- 0	NEUTRAL	0- 1	0- 1	1- 2			
3- 10	0- 1	0- 0	NON-CONFERENCE	0- 2	0- 1	3- 6			
2- 1	0- 0	0- 0	HOME	0- 0	0- 0	2- 1			
0- 5	0- 1	0- 0	AWAY	0- 1	0- 0	0- 3			
1- 4	0- 0	0- 0	NEUTRAL	0- 1	0- 1	1- 2			
0- 0	0- 0	0- 0	CONFERENCE	0- 0	0- 0	0- 0			
0- 0	0- 0	0- 0	HOME	0- 0	0- 0	0- 0			
0- 0	0- 0	0- 0	AWAY	0- 0	0- 0	0- 0			
0- 0	0- 0	0- 0	NEUTRAL	0- 0	0- 0	0- 0			

RPI 1-25				RPI 26-50				RPI 51-100				RPI 101+ Team's RPI: 242			
RPI	S	Opponent	Score	RPI	S	Opponent	Score	RPI	S	Opponent	Score	RPI	S	Opponent	Score
5	A	Oregon St.	57 86					60	N	Vanderbilt	63 76	107	N	Davidson	72 78
								78	A	Washington St.	59 87	160	A	Southern Utah	68 82
												185	N	San Francisco	61 68
												191	A	SMU	56 59
												193	H	San Jose St.	79 77
												194	N	North Ala.	60 88
												199	H	Portland St.	61 70
												199	N	Portland St.	83 75
												283	H	LMU (CA)	80 65
												285	A	Denver	75 83
LAST 10 Division I															
		185 N San Francisco	61 68			191 A SMU	56 59								
		60 N Vanderbilt	63 76			194 N North Ala.	60 88								
		78 A Washington St.	59 87			285 A Denver	75 83								
		160 A Southern Utah	68 82			283 H LMU (CA)	80 65								
		199 H Portland St.	61 70			199 N Portland St.	83 75								

Non-Div I Games: Westcliff 93 41

UC Irvine

■ Loss,
 ■ Non-Conf,
 ■ S Site,
 ■ Home
 ■ A Away
 N Neutral

RPI 1-25				RPI 26-50				RPI 51-100				RPI 101+				Team's RPI: 243	
RPI	S	Opponent	Score	RPI	S	Opponent	Score	RPI	S	Opponent	Score	RPI	S	Opponent	Score		
				27	A	James Madison	53 93					143	A	Florida	54 71		
												181	H	Campbell	55 70		
												189	A	Norfolk St.	46 49		
												203	H	Gardner-Webb	80 70		
												232	H	Delaware St.	78 62		
												236	H	East Carolina	61 64		
												256	H	Brown	86 76		
												267	A	Wofford	76 79		
												279	H	UNCW	59 58		
												295	A	UMES	71 62		
												300	A	Presbyterian	71 60		
LAST 10 Division I																	
				300	A	Presbyterian	71 60	181	H	Campbell	55 70						
				203	H	Gardner-Webb	80 70	236	H	East Carolina	61 64						
				295	A	UMES	71 62	267	A	Wofford	76 79						
				232	H	Delaware St.	78 62	256	H	Brown	86 76						
				189	A	Norfolk St.	46 49	279	H	UNCW	59 58						

Longwood

Lafayette

Through Games Of Jan. 8, 2020

Average RPI Win:	284	WON-LOST	WINNING	LAST 10	STRENGTH OF	OPP. STRENGTH	TEAM	ADJ.	CONF.	ADJ CONF.
Average RPI Loss:	142	RECORD	PCT. RANK	GAMES	SCHEDULE	OF SCHEDULE	RPI	RPI	RPI	RPI
DIV. I ONLY	5- 8	231	4-6	207	317	244	244	14	14	
DIV. I NON-CONF.	4- 6	212	3-4	258	332	284	284	13	13	
TOTALS	RPI 1-25	RPI 26-50	W-L RECORDS	RPI 51-100	RPI 101-150	RPI 150+				
5- 8	0- 0	0- 0	OVERALL	0- 3	0- 2	5- 3				
4- 2	0- 0	0- 0	HOME	0- 0	0- 1	4- 1				
1- 6	0- 0	0- 0	AWAY	0- 3	0- 1	1- 2				
0- 0	0- 0	0- 0	NEUTRAL	0- 0	0- 0	0- 0				
4- 6	0- 0	0- 0	NON-CONFERENCE	0- 2	0- 1	4- 3				
3- 2	0- 0	0- 0	HOME	0- 0	0- 1	3- 1				
1- 4	0- 0	0- 0	AWAY	0- 2	0- 0	1- 2				
0- 0	0- 0	0- 0	NEUTRAL	0- 0	0- 0	0- 0				
1- 2	0- 0	0- 0	CONFERENCE	0- 1	0- 1	1- 0				
1- 0	0- 0	0- 0	HOME	0- 0	0- 0	1- 0				
0- 2	0- 0	0- 0	AWAY	0- 1	0- 1	0- 0				
0- 0	0- 0	0- 0	NEUTRAL	0- 0	0- 0	0- 0				

RPI 1-25				RPI 26-50				RPI 51-100				RPI 101+				Team's RPI: 244	
RPI	S	Opponent	Score	RPI	S	Opponent	Score	RPI	S	Opponent	Score	RPI	S	Opponent	Score		
								69	A	St. John's (NY)	44	76	103	A	Holy Cross	56	57
								74	A	Seton Hall	50	74	120	H	Duquesne	65	73
								89	A	Bucknell	36	50	151	A	Binghamton	64	74
													200	H	Boston U.	59	57
													229	A	Monmouth	44	52
													235	H	Manhattan	60	53
													304	H	UMBC	58	65
													305	A	Albany (NY)	54	47
													331	H	Fairleigh Dickinson	61	29
													348	H	LIU Brooklyn	65	60
LAST 10 Division I																	
				89	A	Bucknell	36	50	103	A	Holy Cross	56	57				
				200	H	Boston U.	59	57	235	H	Manhattan	60	53				
				304	H	UMBC	58	65	305	A	Albany (NY)	54	47				
				74	A	Seton Hall	50	74	348	H	LIU Brooklyn	65	60				
				229	A	Monmouth	44	52	120	H	Duquesne	65	73				

Non-Div I Games:

Lafayette

Loss, Non-Conf, S Site, H Home A Away N Neutral

Average RPI Win:	218	WON-LOST	WINNING	LAST 10	STRENGTH OF	OPP. STRENGTH	TEAM	ADJ.	CONF.	ADJ CONF.
Average RPI Loss:	129	RECORD	PCT. RANK	GAMES	SCHEDULE	OF SCHEDULE	RPI	RPI	RPI	RPI
DIV. I ONLY	4- 8	244	4-6	147	114	245	245	15	15	
DIV. I NON-CONF.	4- 6	212	4-4	172	106	226	226	14	14	
TOTALS	RPI 1-25	RPI 26-50	W-L RECORDS	RPI 51-100	RPI 101-150	RPI 150+				
4- 8	0- 1	0- 1	OVERALL	0- 1	0- 2	4- 3				
3- 4	0- 0	0- 0	HOME	0- 1	0- 2	3- 1				
0- 3	0- 0	0- 1	AWAY	0- 0	0- 0	0- 2				
1- 1	0- 1	0- 0	NEUTRAL	0- 0	0- 0	1- 0				
4- 6	0- 1	0- 1	NON-CONFERENCE	0- 1	0- 0	4- 3				
3- 2	0- 0	0- 0	HOME	0- 1	0- 0	3- 1				
0- 3	0- 0	0- 1	AWAY	0- 0	0- 0	0- 2				
1- 1	0- 1	0- 0	NEUTRAL	0- 0	0- 0	1- 0				
0- 2	0- 0	0- 0	CONFERENCE	0- 0	0- 2	0- 0				
0- 2	0- 0	0- 0	HOME	0- 0	0- 2	0- 0				
0- 0	0- 0	0- 0	AWAY	0- 0	0- 0	0- 0				
0- 0	0- 0	0- 0	NEUTRAL	0- 0	0- 0	0- 0				

RPI 1-25				RPI 26-50				RPI 51-100				RPI 101+ Team's RPI: 245			
RPI	S	Opponent	Score	RPI	S	Opponent	Score	RPI	S	Opponent	Score	RPI	S	Opponent	Score
13	N	Iowa	72 100	40	A	Rutgers	53 67	57	H	Temple	59 74	102	H	Elon	61 74
												123	H	William & Mary	75 83
												170	N	Iona	75 58
												182	H	American	63 60
												201	A	San Diego	67 81
												208	H	Penn St.	67 73
												223	H	Mt. St. Mary's	73 57
												291	A	San Diego St.	72 80
												298	H	Marshall	59 56
LAST 10 Division I															
				102	H	Elon	61 74	123	H	William & Mary	75 83				
				298	H	Marshall	59 56	13	N	Iowa	72 100				
				40	A	Rutgers	53 67	182	H	American	63 60				
				57	H	Temple	59 74	223	H	Mt. St. Mary's	73 57				
				170	N	Iona	75 58	201	A	San Diego	67 81				

Non-Div I Games: Chestnut Hill 86 49

Towson

■ Loss,
 ■ Non-Conf,
 ■ S Site,
 ■ H Home
 ■ A Away
 N Neutral

Average RPI Win: 164	WON-LOST	WINNING	LAST 10	STRENGTH OF	OPP. STRENGTH	TEAM	ADJ.	CONF.	ADJ CONF.
Average RPI Loss: 111	RECORD	PCT. RANK	GAMES	SCHEDULE	OF SCHEDULE	RPI	RPI	RPI	RPI
DIV. I ONLY	1- 13	340	0-10	19	179	246	246	6	6
DIV. I NON-CONF.	1- 10	329	0-7	21	207	254	254	6	6
TOTALS	RPI 1-25	RPI 26-50	W-L RECORDS	RPI 51-100	RPI 101-150	RPI 150+			
1- 13	0- 1	0- 1	OVERALL	0- 4	0- 4	1- 3			
1- 7	0- 0	0- 1	HOME	0- 2	0- 2	1- 2			
0- 4	0- 0	0- 0	AWAY	0- 2	0- 1	0- 1			
0- 2	0- 1	0- 0	NEUTRAL	0- 0	0- 1	0- 0			
1- 10	0- 1	0- 1	NON-CONFERENCE	0- 2	0- 4	1- 2			
1- 4	0- 0	0- 1	HOME	0- 0	0- 2	1- 1			
0- 4	0- 0	0- 0	AWAY	0- 2	0- 1	0- 1			
0- 2	0- 1	0- 0	NEUTRAL	0- 0	0- 1	0- 0			
0- 3	0- 0	0- 0	CONFERENCE	0- 2	0- 0	0- 1			
0- 3	0- 0	0- 0	HOME	0- 2	0- 0	0- 1			
0- 0	0- 0	0- 0	AWAY	0- 0	0- 0	0- 0			
0- 0	0- 0	0- 0	NEUTRAL	0- 0	0- 0	0- 0			

RPI 1-25				RPI 26-50				RPI 51-100				RPI 101+				Team's RPI: 246	
RPI	S	Opponent	Score	RPI	S	Opponent	Score	RPI	S	Opponent	Score	RPI	S	Opponent	Score		
20	N	Northwestern	59 79	29	H	Colorado	53 62	57	A	Temple	65 78	127	H	Wright St.	74 86		
								69	H	St. John's (NY)	67 75	131	A	Rider	57 64		
								74	H	Seton Hall	61 83	143	N	Florida	64 67		
								81	A	Ball St.	49 70	144	H	Cincinnati	78 85		
												154	A	Robert Morris	57 71		
												159	H	Butler	70 78		
												164	H	Utah	70 63		
												252	H	Eastern Ky.	55 56		
LAST 10 Division I																	
				74	H	Seton Hall	61 83					159	H	Butler	70 78		
				69	H	St. John's (NY)	67 75					252	H	Eastern Ky.	55 56		
				20	N	Northwestern	59 79					29	H	Colorado	53 62		
				143	N	Florida	64 67					154	A	Robert Morris	57 71		
				144	H	Cincinnati	78 85					127	H	Wright St.	74 86		

Non-Div I Games:

Xavier

Average RPI Win:	284	WON-LOST	WINNING	LAST 10	STRENGTH OF	OPP. STRENGTH	TEAM	ADJ.	CONF.	ADJ CONF.
Average RPI Loss:	160	RECORD	PCT. RANK	GAMES	SCHEDULE	OF SCHEDULE	RPI	RPI	RPI	RPI
DIV. I ONLY	4- 8	244	3-7	222	274	247	247	21	21	
DIV. I NON-CONF.	3- 6	235	2-5	181	310	231	231	19	19	
TOTALS	RPI 1-25	RPI 26-50	W-L RECORDS	RPI 51-100	RPI 101-150	RPI 150+				
4- 8	0- 1	0- 0	OVERALL	0- 0	0- 2	4- 5				
1- 3	0- 0	0- 0	HOME	0- 0	0- 1	1- 2				
2- 4	0- 0	0- 0	AWAY	0- 0	0- 1	2- 3				
1- 1	0- 1	0- 0	NEUTRAL	0- 0	0- 0	1- 0				
3- 6	0- 1	0- 0	NON-CONFERENCE	0- 0	0- 1	3- 4				
1- 1	0- 0	0- 0	HOME	0- 0	0- 0	1- 1				
1- 4	0- 0	0- 0	AWAY	0- 0	0- 1	1- 3				
1- 1	0- 1	0- 0	NEUTRAL	0- 0	0- 0	1- 0				
1- 2	0- 0	0- 0	CONFERENCE	0- 0	0- 1	1- 1				
0- 2	0- 0	0- 0	HOME	0- 0	0- 1	0- 1				
1- 0	0- 0	0- 0	AWAY	0- 0	0- 0	1- 0				
0- 0	0- 0	0- 0	NEUTRAL	0- 0	0- 0	0- 0				

RPI S	Opponent	Score	RPI S	Opponent	Score	RPI S	Opponent	Score	RPI S	Opponent	Score	Team's RPI: 247
5 N	Oregon St.	57 91							112 H	Montana St.	64 72	
									116 A	Fresno St.	66 83	
									152 H	Montana	71 79	
									186 A	New Mexico	76 83	
									188 A	Rice	57 71	
									193 N	San Jose St.	67 64	
									222 H	UC Davis	61 71	
									299 A	California Baptist	79 98	
									301 A	Weber St.	88 82	
									306 A	Houston Baptist	79 62	
									337 H	Seattle U	88 80	
LAST 10 Division I												
			112 H	Montana St.	64 72		301 A	Weber St.	88 82			
			152 H	Montana	71 79		306 A	Houston Baptist	79 62			
			193 N	San Jose St.	67 64		188 A	Rice	57 71			
			5 N	Oregon St.	57 91		116 A	Fresno St.	66 83			
			222 H	UC Davis	61 71		299 A	California Baptist	79 98			

Non-Div I Games:

Northern Ariz.

■ Loss,
■ Non-Conf, S Site,
■ Home
■ Away
N Neutral

Average RPI Win:	251	WON-LOST	WINNING	LAST 10	STRENGTH OF	OPP. STRENGTH	TEAM	ADJ.	CONF.	ADJ CONF.
Average RPI Loss:	132	RECORD	PCT. RANK	GAMES	SCHEDULE	OF SCHEDULE	RPI	RPI	RPI	RPI
DIV. I ONLY	4- 9	260	4-6	250	53	248	248	26	26	
DIV. I NON-CONF.	4- 9	250	4-6	243	47	256	256	26	26	
TOTALS	RPI 1-25	RPI 26-50	W-L RECORDS	RPI 51-100	RPI 101-150	RPI 150+				
4- 9	0- 1	0- 1	OVERALL	0- 2	0- 1	4- 4				
1- 4	0- 1	0- 1	HOME	0- 1	0- 1	1- 0				
2- 4	0- 0	0- 0	AWAY	0- 1	0- 0	2- 3				
1- 1	0- 0	0- 0	NEUTRAL	0- 0	0- 0	1- 1				
4- 9	0- 1	0- 1	NON-CONFERENCE	0- 2	0- 1	4- 4				
1- 4	0- 1	0- 1	HOME	0- 1	0- 1	1- 0				
2- 4	0- 0	0- 0	AWAY	0- 1	0- 0	2- 3				
1- 1	0- 0	0- 0	NEUTRAL	0- 0	0- 0	1- 1				
0- 0	0- 0	0- 0	CONFERENCE	0- 0	0- 0	0- 0				
0- 0	0- 0	0- 0	HOME	0- 0	0- 0	0- 0				
0- 0	0- 0	0- 0	AWAY	0- 0	0- 0	0- 0				
0- 0	0- 0	0- 0	NEUTRAL	0- 0	0- 0	0- 0				

RPI 1-25				RPI 26-50				RPI 51-100				RPI 101+ Team's RPI: 248			
RPI	S	Opponent	Score	RPI	S	Opponent	Score	RPI	S	Opponent	Score	RPI	S	Opponent	Score
7	H	UCLA	44 58	30	H	Virginia	47 72	78	A	Washington St.	61 71	106	H	Southern California	53 69
								92	H	Santa Clara	55 76	158	H	Portland	73 64
												185	A	San Francisco	61 79
												191	N	SMU	58 68
												201	A	San Diego	40 59
												271	N	Indiana St.	67 59
												283	A	LMU (CA)	56 54
												291	A	San Diego St.	74 69
												299	A	California Baptist	56 64
LAST 10 Division I															
201	A	San Diego	40 59	291	A	San Diego St.	74 69								
92	H	Santa Clara	55 76	191	N	SMU	58 68								
7	H	UCLA	44 58	78	A	Washington St.	61 71								
283	A	LMU (CA)	56 54	158	H	Portland	73 64								
271	N	Indiana St.	67 59	185	A	San Francisco	61 79								

Non-Div I Games: Hope Int'l 77 54

CSUN

■ Loss,
 ■ Non-Conf,
 ■ S Site,
 ■ H Home
 ■ A Away
 N Neutral

Average RPI Win:	237	WON-LOST	WINNING	LAST 10	STRENGTH OF	OPP. STRENGTH	TEAM	ADJ.	CONF.	ADJ CONF.
Average RPI Loss:	180	RECORD	PCT. RANK	GAMES	SCHEDULE	OF SCHEDULE	RPI	RPI	RPI	RPI
DIV. I ONLY	4- 8	244	4-6	238	173	249	249	26	26	
DIV. I NON-CONF.	4- 8	235	4-6	241	185	261	261	26	26	
TOTALS	RPI 1-25	RPI 26-50	W-L RECORDS	RPI 51-100	RPI 101-150	RPI 150+				
4- 8	0- 2	0- 0	OVERALL	1- 0	0- 2	3- 4				
1- 3	0- 1	0- 0	HOME	0- 0	0- 0	1- 2				
1- 5	0- 1	0- 0	AWAY	1- 0	0- 2	0- 2				
2- 0	0- 0	0- 0	NEUTRAL	0- 0	0- 0	2- 0				
4- 8	0- 2	0- 0	NON-CONFERENCE	1- 0	0- 2	3- 4				
1- 3	0- 1	0- 0	HOME	0- 0	0- 0	1- 2				
1- 5	0- 1	0- 0	AWAY	1- 0	0- 2	0- 2				
2- 0	0- 0	0- 0	NEUTRAL	0- 0	0- 0	2- 0				
0- 0	0- 0	0- 0	CONFERENCE	0- 0	0- 0	0- 0				
0- 0	0- 0	0- 0	HOME	0- 0	0- 0	0- 0				
0- 0	0- 0	0- 0	AWAY	0- 0	0- 0	0- 0				
0- 0	0- 0	0- 0	NEUTRAL	0- 0	0- 0	0- 0				

RPI	S	Opponent	Score
7	A	UCLA	51 86
15	H	Oregon	45 81

RPI	S	Opponent	Score
-----	---	----------	-------

RPI	S	Opponent	Score
92	A	Santa Clara	54 46

RPI	S	Opponent	Score
106	A	Southern California	40 57
108	A	California	45 68
208	N	Penn St.	64 56
283	H	LMU (CA)	57 70
288	H	Utah St.	48 56
299	A	California Baptist	70 79
312	H	Air Force	74 68
335	N	UTRGV	69 65
337	A	Seattle U	54 66

LAST 10 Division I

335	N	UTRGV	69	65	106	A	Southern California	40	57
312	H	Air Force	74	68	108	A	California	45	68
15	H	Oregon	45	81	208	N	Penn St.	64	56
337	A	Seattle U	54	66	283	H	LMU (CA)	57	70
92	A	Santa Clara	54	46	288	H	Utah St.	48	56

Non-Div I Games: Westcliff 94 47 Bethesda (CA) 90 43

Long Beach St.

Loss, Non-Conf, S Site, H Home A Away N Neutral

Average RPI Win: 280		WON-LOST	WINNING	LAST 10	STRENGTH OF	OPP. STRENGTH	TEAM	ADJ.	CONF.	ADJ CONF.
Average RPI Loss: 137		RECORD	PCT. RANK	GAMES	SCHEDULE	OF SCHEDULE	RPI	RPI	RPI	RPI
DIV. I ONLY		7- 8	186	4-6	205	329	250	250	4	4
DIV. I NON-CONF.		7- 6	160	4-4	270	346	282	282	4	4
TOTALS		RPI 1-25	RPI 26-50	W-L RECORDS	RPI 51-100	RPI 101-150	RPI 150+			
7- 8	0- 1		0- 0	OVERALL	0- 2	0- 1	7- 4			
6- 4	0- 0		0- 0	HOME	0- 2	0- 1	6- 1			
0- 3	0- 1		0- 0	AWAY	0- 0	0- 0	0- 2			
1- 1	0- 0		0- 0	NEUTRAL	0- 0	0- 0	1- 1			
7- 6	0- 0		0- 0	NON-CONFERENCE	0- 1	0- 1	7- 4			
6- 3	0- 0		0- 0	HOME	0- 1	0- 1	6- 1			
0- 2	0- 0		0- 0	AWAY	0- 0	0- 0	0- 2			
1- 1	0- 0		0- 0	NEUTRAL	0- 0	0- 0	1- 1			
0- 2	0- 1		0- 0	CONFERENCE	0- 1	0- 0	0- 0			
0- 1	0- 0		0- 0	HOME	0- 1	0- 0	0- 0			
0- 1	0- 1		0- 0	AWAY	0- 0	0- 0	0- 0			
0- 0	0- 0		0- 0	NEUTRAL	0- 0	0- 0	0- 0			

RPI	S	Opponent	Score	RPI	S	Opponent	Score	RPI	S	Opponent	Score	RPI	S	Opponent	Score
14	A	Texas A&M	35 79					65	H	Georgia	51 58	132	H	Southeast Mo. St.	53 70
								94	H	New Orleans	64 69	157	A	Southern Miss.	53 59
												166	H	Sam Houston St.	75 69
												167	A	Texas Tech	48 84
												172	H	Louisiana	42 53
												228	H	Louisiana Tech	76 53
												273	H	Ga. Southern	69 66
												276	H	Alabama St.	93 66
												293	N	Pittsburgh	50 58
												318	N	Alcorn	73 55
												347	H	Mississippi Val.	72 53
												349	H	La.-Monroe	66 42
LAST 10 Division I															
65	H	Georgia	51 58	14	A	Texas A&M	35 79								
276	H	Alabama St.	93 66	167	A	Texas Tech	48 84								
172	H	Louisiana	42 53	293	N	Pittsburgh	50 58								
273	H	Ga. Southern	69 66	318	N	Alcorn	73 55								
132	H	Southeast Mo. St.	53 70	166	H	Sam Houston St.	75 69								

Non-Div I Games:

Ole Miss

■ Loss,
 ■ Non-Conf,
 ■ S Site,
 ■ H Home
 ■ A Away
 N Neutral

Central Ark.

Through Games Of Jan. 8, 2020

Average RPI Win:	291	WON-LOST	WINNING	LAST 10	STRENGTH OF	OPP. STRENGTH	TEAM	ADJ.	CONF.	ADJ CONF.
Average RPI Loss:	143	RECORD	PCT. RANK	GAMES	SCHEDULE	OF SCHEDULE	RPI	RPI	RPI	RPI
DIV. I ONLY	4- 7	234	4-6	295	180	251	251	25	25	
DIV. I NON-CONF.	1- 5	313	1-4	126	77	273	273	24	24	
TOTALS	RPI 1-25	RPI 26-50	W-L RECORDS	RPI 51-100	RPI 101-150	RPI 150+				
4- 7	0- 1	0- 0	OVERALL	0- 2	0- 1	4- 3				
2- 1	0- 0	0- 0	HOME	0- 1	0- 0	2- 0				
2- 6	0- 1	0- 0	AWAY	0- 1	0- 1	2- 3				
0- 0	0- 0	0- 0	NEUTRAL	0- 0	0- 0	0- 0				
1- 5	0- 1	0- 0	NON-CONFERENCE	0- 1	0- 1	1- 2				
1- 0	0- 0	0- 0	HOME	0- 0	0- 0	1- 0				
0- 5	0- 1	0- 0	AWAY	0- 1	0- 1	0- 2				
0- 0	0- 0	0- 0	NEUTRAL	0- 0	0- 0	0- 0				
3- 2	0- 0	0- 0	CONFERENCE	0- 1	0- 0	3- 1				
1- 1	0- 0	0- 0	HOME	0- 1	0- 0	1- 0				
2- 1	0- 0	0- 0	AWAY	0- 0	0- 0	2- 1				
0- 0	0- 0	0- 0	NEUTRAL	0- 0	0- 0	0- 0				

RPI S	Opponent	Score	RPI S	Opponent	Score	RPI S	Opponent	Score	RPI S	Opponent	Score	Team's RPI: 251
14	A Texas A&M	46 76				94	H New Orleans	37 49	149	A Tulane	38 65	
						96	A Tennessee	36 63	192	A Little Rock	48 63	
									207	H Jackson St.	57 54	
									216	A Northern Ky.	56 72	
									239	A A&M-Corpus Christi	47 67	
									306	H Houston Baptist	63 39	
									308	A McNeese	70 57	
									342	A Incarnate Word	47 37	
LAST 10 Division I												
308	A McNeese	70 57	94	H New Orleans	37 49	207	H Jackson St.	57 54				
306	H Houston Baptist	63 39				216	A Northern Ky.	56 72				
239	A A&M-Corpus Christi	47 67	149	A Tulane	38 65							
342	A Incarnate Word	47 37	192	A Little Rock	48 63							
14	A Texas A&M	46 76										

Non-Div I Games: Hendrix 104 28 Central Baptist 66 43 Crowley's Ridge 82 26

Central Ark.

Loss, Non-Conf, S Site, H Home A Away N Neutral

Average RPI Win:	235	WON-LOST	WINNING	LAST 10	STRENGTH OF	OPP. STRENGTH	TEAM	ADJ.	CONF.	ADJ CONF.
Average RPI Loss:	166	RECORD	PCT. RANK	GAMES	SCHEDULE	OF SCHEDULE	RPI	RPI	RPI	RPI
DIV. I ONLY	5- 7	214	3-7	273	224	252	252	20	20	
DIV. I NON-CONF.	5- 5	163	3-5	269	151	192	192	21	21	
TOTALS	RPI 1-25	RPI 26-50	W-L RECORDS	RPI 51-100	RPI 101-150	RPI 150+				
5- 7	0- 0	0- 0	OVERALL	0- 2	0- 0	5- 5				
2- 4	0- 0	0- 0	HOME	0- 0	0- 0	2- 4				
3- 3	0- 0	0- 0	AWAY	0- 2	0- 0	3- 1				
0- 0	0- 0	0- 0	NEUTRAL	0- 0	0- 0	0- 0				
5- 5	0- 0	0- 0	NON-CONFERENCE	0- 2	0- 0	5- 3				
2- 2	0- 0	0- 0	HOME	0- 0	0- 0	2- 2				
3- 3	0- 0	0- 0	AWAY	0- 2	0- 0	3- 1				
0- 0	0- 0	0- 0	NEUTRAL	0- 0	0- 0	0- 0				
0- 2	0- 0	0- 0	CONFERENCE	0- 0	0- 0	0- 2				
0- 2	0- 0	0- 0	HOME	0- 0	0- 0	0- 2				
0- 0	0- 0	0- 0	AWAY	0- 0	0- 0	0- 0				
0- 0	0- 0	0- 0	NEUTRAL	0- 0	0- 0	0- 0				

RPI 1-25				RPI 26-50				RPI 51-100				RPI 101+				Team's RPI: 252	
RPI	S	Opponent	Score	RPI	S	Opponent	Score	RPI	S	Opponent	Score	RPI	S	Opponent	Score		
								60	A	Vanderbilt	69	75	159	A	Butler	41	73
								76	A	IUPUI	42	72	163	H	Miami (OH)	57	75
													180	A	Memphis	63	60
													187	H	Youngstown St.	63	72
													190	H	Tennessee Tech	42	60
													216	H	Northern Ky.	69	62
													219	H	Chattanooga	71	65
													246	A	Xavier	56	55
													313	A	Mercer	61	60
													324	H	Jacksonville St.	33	43
LAST 10 Division I																	
190	H	Tennessee Tech	42	60	324	H	Jacksonville St.	33	43								
76	A	IUPUI	42	72	219	H	Chattanooga	71	65								
60	A	Vanderbilt	69	75	313	A	Mercer	61	60								
246	A	Xavier	56	55	163	H	Miami (OH)	57	75								
187	H	Youngstown St.	63	72	159	A	Butler	41	73								

Non-Div I Games: Alice Lloyd 102 65

Eastern Ky.

■ Loss,
 ■ Non-Conf,
 ■ S Site,
 ■ H Home
 ■ A Away
 N Neutral

Loyola Maryland

Through Games Of Jan. 8, 2020

Average RPI Win:	255	WON-LOST	WINNING	LAST 10	STRENGTH OF	OPP. STRENGTH	TEAM	ADJ.	CONF.	ADJ CONF.
Average RPI Loss:	131	RECORD	PCT. RANK	GAMES	SCHEDULE	OF SCHEDULE	RPI	RPI	RPI	RPI
DIV. I ONLY	3- 11	300	2-8	102	244	253	253	14	14	
DIV. I NON-CONF.	3- 8	268	2-5	190	214	255	255	13	13	
TOTALS	RPI 1-25	RPI 26-50	W-L RECORDS	RPI 51-100	RPI 101-150	RPI 150+				
3- 11	0- 2	0- 0	OVERALL	0- 2	0- 3	3- 4				
2- 4	0- 0	0- 0	HOME	0- 1	0- 2	2- 1				
1- 6	0- 2	0- 0	AWAY	0- 1	0- 0	1- 3				
0- 1	0- 0	0- 0	NEUTRAL	0- 0	0- 1	0- 0				
3- 8	0- 2	0- 0	NON-CONFERENCE	0- 1	0- 1	3- 4				
2- 1	0- 0	0- 0	HOME	0- 0	0- 0	2- 1				
1- 6	0- 2	0- 0	AWAY	0- 1	0- 0	1- 3				
0- 1	0- 0	0- 0	NEUTRAL	0- 0	0- 1	0- 0				
0- 3	0- 0	0- 0	CONFERENCE	0- 1	0- 2	0- 0				
0- 3	0- 0	0- 0	HOME	0- 1	0- 2	0- 0				
0- 0	0- 0	0- 0	AWAY	0- 0	0- 0	0- 0				
0- 0	0- 0	0- 0	NEUTRAL	0- 0	0- 0	0- 0				

RPI 1-25				RPI 26-50				RPI 51-100				RPI 101+ Team's RPI: 253			
RPI	S	Opponent	Score	RPI	S	Opponent	Score	RPI	S	Opponent	Score	RPI	S	Opponent	Score
20	A	Northwestern	46 67					85	H	Lehigh	53 55	103	H	Holy Cross	56 64
23	A	Maryland	45 105					100	A	Notre Dame	60 84	105	H	Colgate	74 76
												127	N	Wright St.	51 66
												174	A	Fla. Atlantic	61 72
												195	H	Howard	69 75
												204	H	Dartmouth	72 56
												223	A	Mt. St. Mary's	75 81
												229	H	Monmouth	64 48
												287	A	St. Francis Brooklyn	78 89
												331	A	Fairleigh Dickinson	75 46
LAST 10 Division I															
		85	H	Lehigh	53	55				105	H	Colgate	74	76	
		103	H	Holy Cross	56	64				223	A	Mt. St. Mary's	75	81	
		204	H	Dartmouth	72	56				127	N	Wright St.	51	66	
		229	H	Monmouth	64	48				174	A	Fla. Atlantic	61	72	
		23	A	Maryland	45	105				287	A	St. Francis Brooklyn	78	89	

Non-Div I Games:

Loyola Maryland

Loss, Non-Conf, S Site, H Home A Away N Neutral

Maine

Through Games Of Jan. 8, 2020

Average RPI Win:	258	WON-LOST	WINNING	LAST 10	STRENGTH OF	OPP. STRENGTH	TEAM	ADJ.	CONF.	ADJ CONF.
Average RPI Loss:	123	RECORD	PCT. RANK	GAMES	SCHEDULE	OF SCHEDULE	RPI	RPI	RPI	RPI
DIV. I ONLY	5- 11	259	3-7	176	192	254	254	28	28	
DIV. I NON-CONF.	3- 10	282	1-6	127	144	260	260	29	29	
TOTALS	RPI 1-25	RPI 26-50	W-L RECORDS	RPI 51-100	RPI 101-150	RPI 150+				
5- 11	0- 2	0- 0	OVERALL	0- 3	1- 2	4- 4				
4- 3	0- 0	0- 0	HOME	0- 0	1- 1	3- 2				
1- 5	0- 1	0- 0	AWAY	0- 2	0- 0	1- 2				
0- 3	0- 1	0- 0	NEUTRAL	0- 1	0- 1	0- 0				
3- 10	0- 2	0- 0	NON-CONFERENCE	0- 2	1- 2	2- 4				
2- 3	0- 0	0- 0	HOME	0- 0	1- 1	1- 2				
1- 4	0- 1	0- 0	AWAY	0- 1	0- 0	1- 2				
0- 3	0- 1	0- 0	NEUTRAL	0- 1	0- 1	0- 0				
2- 1	0- 0	0- 0	CONFERENCE	0- 1	0- 0	2- 0				
2- 0	0- 0	0- 0	HOME	0- 0	0- 0	2- 0				
0- 1	0- 0	0- 0	AWAY	0- 1	0- 0	0- 0				
0- 0	0- 0	0- 0	NEUTRAL	0- 0	0- 0	0- 0				

RPI 1-25				RPI 26-50				RPI 51-100				RPI 101+ Team's RPI: 254			
RPI	S	Opponent	Score	RPI	S	Opponent	Score	RPI	S	Opponent	Score	RPI	S	Opponent	Score
16	A	NC State	34 62					51	N	Arizona St.	31 57	119	N	Dayton	49 78
25	N	Drake	62 94					73	A	Drexel	57 70	129	H	Harvard	40 69
								83	A	Stony Brook	69 73	142	H	Green Bay	61 60
												197	H	Northeastern	58 66
												200	H	Boston U.	49 62
												204	A	Dartmouth	41 57
												209	A	Delaware	69 56
												256	A	Brown	70 76
												275	H	Navy	46 41
												322	H	New Hampshire	67 50
												341	H	Hartford	87 73
LAST 10 Division I															
83	A	Stony Brook	69 73	322	H	New Hampshire	67 50								
341	H	Hartford	87 73	204	A	Dartmouth	41 57								
73	A	Drexel	57 70	129	H	Harvard	40 69								
197	H	Northeastern	58 66	119	N	Dayton	49 78								
142	H	Green Bay	61 60	25	N	Drake	62 94								

Non-Div I Games: Husson 104 43

Maine

■ Loss,
 ■ Non-Conf, S Site,
 ■ Home
 ■ Away
 N Neutral

Average RPI Win:	313	WON-LOST	WINNING	LAST 10	STRENGTH OF	OPP. STRENGTH	TEAM	ADJ.	CONF.	ADJ CONF.
Average RPI Loss:	133	RECORD	PCT. RANK	GAMES	SCHEDULE	OF SCHEDULE	RPI	RPI	RPI	RPI
DIV. I ONLY	3- 9	282	3-7	78	332	255	255	31	31	
DIV. I NON-CONF.	3- 7	252	3-5	44	335	206	206	30	30	
TOTALS	RPI 1-25	RPI 26-50	W-L RECORDS	RPI 51-100	RPI 101-150	RPI 150+				
3- 9	0- 1	0- 0	OVERALL	0- 2	0- 2	3- 4				
3- 2	0- 0	0- 0	HOME	0- 1	0- 0	3- 1				
0- 7	0- 1	0- 0	AWAY	0- 1	0- 2	0- 3				
0- 0	0- 0	0- 0	NEUTRAL	0- 0	0- 0	0- 0				
3- 7	0- 1	0- 0	NON-CONFERENCE	0- 2	0- 2	3- 2				
3- 1	0- 0	0- 0	HOME	0- 1	0- 0	3- 0				
0- 6	0- 1	0- 0	AWAY	0- 1	0- 2	0- 2				
0- 0	0- 0	0- 0	NEUTRAL	0- 0	0- 0	0- 0				
0- 2	0- 0	0- 0	CONFERENCE	0- 0	0- 0	0- 2				
0- 1	0- 0	0- 0	HOME	0- 0	0- 0	0- 1				
0- 1	0- 0	0- 0	AWAY	0- 0	0- 0	0- 1				
0- 0	0- 0	0- 0	NEUTRAL	0- 0	0- 0	0- 0				

RPI S	Opponent	Score	RPI S	Opponent	Score	RPI S	Opponent	Score	RPI S	Opponent	Score	Team's RPI: 255
23	A Maryland	56 119				52	A Yale	68 87	105	A Colgate	58 74	
						83	H Stony Brook	45 66	131	A Rider	63 77	
									159	A Butler	58 74	
									187	A Youngstown St.	42 64	
									223	A Mt. St. Mary's	63 78	
									231	H Sacred Heart	65 79	
									304	H UMBC	67 60	
									309	H NJIT	61 59	
									325	H Saint Peter's	90 89	
LAST 10 Division I												
223	A Mt. St. Mary's	63 78	231	H Sacred Heart	65 79							
52	A Yale	68 87	187	A Youngstown St.	42 64							
105	A Colgate	58 74	309	H NJIT	61 59							
131	A Rider	63 77	304	H UMBC	67 60							
83	H Stony Brook	45 66	325	H Saint Peter's	90 89							

Non-Div I Games: Staten Island 81 57

Wagner

B
r
o
w
n

B
r
o
w
n

Brown

Page 256

Average RPI Win:	265	WON-LOST	WINNING	LAST 10	STRENGTH OF	OPP. STRENGTH	TEAM	ADJ.	CONF.	ADJ CONF.
Average RPI Loss:	139	RECORD	PCT. RANK	GAMES	SCHEDULE	OF SCHEDULE	RPI	RPI	RPI	RPI
DIV. I ONLY	5- 7	214	4-6	301	138	257	257	16	16	
DIV. I NON-CONF.	5- 5	163	4-4	287	181	196	196	15	15	
TOTALS	RPI 1-25	RPI 26-50	W-L RECORDS	RPI 51-100	RPI 101-150	RPI 150+				
5- 7	0- 0	0- 1	OVERALL	0- 2	0- 1	5- 3				
2- 3	0- 0	0- 1	HOME	0- 1	0- 0	2- 1				
2- 4	0- 0	0- 0	AWAY	0- 1	0- 1	2- 2				
1- 0	0- 0	0- 0	NEUTRAL	0- 0	0- 0	1- 0				
5- 5	0- 0	0- 1	NON-CONFERENCE	0- 1	0- 1	5- 2				
2- 1	0- 0	0- 1	HOME	0- 0	0- 0	2- 0				
2- 4	0- 0	0- 0	AWAY	0- 1	0- 1	2- 2				
1- 0	0- 0	0- 0	NEUTRAL	0- 0	0- 0	1- 0				
0- 2	0- 0	0- 0	CONFERENCE	0- 1	0- 0	0- 1				
0- 2	0- 0	0- 0	HOME	0- 1	0- 0	0- 1				
0- 0	0- 0	0- 0	AWAY	0- 0	0- 0	0- 0				
0- 0	0- 0	0- 0	NEUTRAL	0- 0	0- 0	0- 0				

RPI S	Opponent	Score	RPI S	Opponent	Score	RPI S	Opponent	Score	RPI S	Opponent	Score	Team's RPI: 257
31	H Georgia Tech	47 63	65	A Georgia	65 80	120	A Duquesne	72 75	155	H Samford	60 55	
			72	H North Florida	55 64	181	A Campbell	51 63	230	H Stetson	61 67	
						273	A Ga. Southern	95 69	275	A Navy	62 82	
						279	A UNCW	58 56	304	N UMBC	59 44	
						313	H Mercer	92 64				
LAST 10 Division I												
230	H Stetson	61 67	72	H North Florida	55 64							
120	A Duquesne	72 75	181	A Campbell	51 63							
31	H Georgia Tech	47 63	279	A UNCW	58 56							
304	N UMBC	59 44	273	A Ga. Southern	95 69							
275	A Navy	62 82	313	H Mercer	92 64							

Non-Div I Games: Middle Ga. St. 88 49

Kennesaw St.

Grand Canyon

Through Games Of Jan. 8, 2020

Average RPI Win:	216	WON-LOST	WINNING	LAST 10	STRENGTH OF	OPP. STRENGTH	TEAM	ADJ.	CONF.	ADJ CONF.
Average RPI Loss:	149	RECORD	PCT. RANK	GAMES	SCHEDULE	OF SCHEDULE	RPI	RPI	RPI	RPI
DIV. I ONLY	3- 7	270	3-7	109	252	258	258	32	32	
DIV. I NON-CONF.	3- 6	235	3-6	117	280	253	253	32	32	
TOTALS	RPI 1-25	RPI 26-50	W-L RECORDS	RPI 51-100	RPI 101-150	RPI 150+				
3- 7	0- 0	0- 0	OVERALL	0- 1	0- 2	3- 4				
3- 3	0- 0	0- 0	HOME	0- 1	0- 1	3- 1				
0- 4	0- 0	0- 0	AWAY	0- 0	0- 1	0- 3				
0- 0	0- 0	0- 0	NEUTRAL	0- 0	0- 0	0- 0				
3- 6	0- 0	0- 0	NON-CONFERENCE	0- 0	0- 2	3- 4				
3- 2	0- 0	0- 0	HOME	0- 0	0- 1	3- 1				
0- 4	0- 0	0- 0	AWAY	0- 0	0- 1	0- 3				
0- 0	0- 0	0- 0	NEUTRAL	0- 0	0- 0	0- 0				
0- 1	0- 0	0- 0	CONFERENCE	0- 1	0- 0	0- 0				
0- 1	0- 0	0- 0	HOME	0- 1	0- 0	0- 0				
0- 0	0- 0	0- 0	AWAY	0- 0	0- 0	0- 0				
0- 0	0- 0	0- 0	NEUTRAL	0- 0	0- 0	0- 0				

RPI 1-25				RPI 26-50				RPI 51-100				RPI 101+				Team's RPI: 258	
RPI	S	Opponent	Score	RPI	S	Opponent	Score	RPI	S	Opponent	Score	RPI	S	Opponent	Score		
								75	H	CSU Bakersfield	54	59	108	A	California	53	72
													135	H	North Dakota	76	78
													152	A	Montana	67	72
													158	A	Portland	41	73
													160	H	Southern Utah	69	65
													199	A	Portland St.	46	69
													215	H	Cal St. Fullerton	70	80
													218	H	UNLV	53	51
													271	H	UC Santa Barbara	58	57
LAST 10 Division I																	
108	A	California	53	72	75	H	CSU Bakersfield	54	59	215	H	Cal St. Fullerton	70	80			
271	H	UC Santa Barbara	58	57	152	A	Montana	67	72	160	H	Southern Utah	69	65			
218	H	UNLV	53	51	135	H	North Dakota	76	78								
158	A	Portland	41	73													
199	A	Portland St.	46	69													

Non-Div I Games: Benedictine Mesa 72 53 Whittier 77 41

Grand Canyon

Loss, Non-Conf, S Site, H Home A Away N Neutral

Average RPI Win: 261	WON-LOST	WINNING	LAST 10	STRENGTH OF	OPP. STRENGTH	TEAM	ADJ.	CONF.	ADJ CONF.
Average RPI Loss: 140	RECORD	PCT. RANK	GAMES	SCHEDULE	OF SCHEDULE	RPI	RPI	RPI	RPI
DIV. I ONLY	3- 11	300	2-8	142	272	259	259	16	16
DIV. I NON-CONF.	2- 10	313	1-7	182	296	304	304	15	15
TOTALS	RPI 1-25	RPI 26-50	W-L RECORDS	RPI 51-100	RPI 101-150	RPI 150+			
3- 11	0- 0	0- 2	OVERALL	0- 2	0- 3	3- 4			
1- 3	0- 0	0- 0	HOME	0- 0	0- 1	1- 2			
2- 6	0- 0	0- 2	AWAY	0- 1	0- 1	2- 2			
0- 2	0- 0	0- 0	NEUTRAL	0- 1	0- 1	0- 0			
2- 10	0- 0	0- 1	NON-CONFERENCE	0- 2	0- 3	2- 4			
1- 3	0- 0	0- 0	HOME	0- 0	0- 1	1- 2			
1- 5	0- 0	0- 1	AWAY	0- 1	0- 1	1- 2			
0- 2	0- 0	0- 0	NEUTRAL	0- 1	0- 1	0- 0			
1- 1	0- 0	0- 1	CONFERENCE	0- 0	0- 0	1- 0			
0- 0	0- 0	0- 0	HOME	0- 0	0- 0	0- 0			
1- 1	0- 0	0- 1	AWAY	0- 0	0- 0	1- 0			
0- 0	0- 0	0- 0	NEUTRAL	0- 0	0- 0	0- 0			

RPI 1-25				RPI 26-50				RPI 51-100				RPI 101+				Team's RPI: 259	
RPI	S	Opponent	Score	RPI	S	Opponent	Score	RPI	S	Opponent	Score	RPI	S	Opponent	Score		
				36	A	FGCU	56 82	61	N	Marist	63 74	104	H	Belmont	68 69		
				49	A	Middle Tenn.	49 70	64	A	UT Martin	67 83	119	A	Dayton	60 82		
												131	N	Rider	76 81		
												183	H	Murray St.	57 67		
												190	A	Tennessee Tech	58 78		
												216	H	Northern Ky.	71 69		
												230	A	Stetson	65 59		
												277	H	Eastern Ill.	56 66		
												324	A	Jacksonville St.	63 65		
												336	A	Tennessee St.	74 64		
LAST 10 Division I																	
				36	A	FGCU	56 82	230	A	Stetson	65 59						
				190	A	Tennessee Tech	58 78	49	A	Middle Tenn.	49 70						
				64	A	UT Martin	67 83	277	H	Eastern Ill.	56 66						
				104	H	Belmont	68 69	61	N	Marist	63 74						
				336	A	Tennessee St.	74 64	131	N	Rider	76 81						

Non-Div I Games: Queens (NC) 86 45

Lipscomb

■ Loss,
 ■ Non-Conf,
 ■ S Site,
 ■ H Home
 ■ A Away
 N Neutral

Average RPI Win:	312	WON-LOST	WINNING	LAST 10	STRENGTH OF	OPP. STRENGTH	TEAM	ADJ.	CONF.	ADJ CONF.
Average RPI Loss:	180	RECORD	PCT. RANK	GAMES	SCHEDULE	OF SCHEDULE	RPI	RPI	RPI	RPI
DIV. I ONLY	4- 9	260	3-7	269	313	260	260	29	29	
DIV. I NON-CONF.	4- 7	225	3-5	195	336	205	205	28	28	
TOTALS	RPI 1-25	RPI 26-50	W-L RECORDS	RPI 51-100	RPI 101-150	RPI 150+				
4- 9	0- 0	0- 0	OVERALL	0- 2	0- 2	4- 5				
0- 2	0- 0	0- 0	HOME	0- 1	0- 1	0- 0				
4- 6	0- 0	0- 0	AWAY	0- 1	0- 1	4- 4				
0- 1	0- 0	0- 0	NEUTRAL	0- 0	0- 0	0- 1				
4- 7	0- 0	0- 0	NON-CONFERENCE	0- 2	0- 2	4- 3				
0- 2	0- 0	0- 0	HOME	0- 1	0- 1	0- 0				
4- 4	0- 0	0- 0	AWAY	0- 1	0- 1	4- 2				
0- 1	0- 0	0- 0	NEUTRAL	0- 0	0- 0	0- 1				
0- 2	0- 0	0- 0	CONFERENCE	0- 0	0- 0	0- 2				
0- 0	0- 0	0- 0	HOME	0- 0	0- 0	0- 0				
0- 2	0- 0	0- 0	AWAY	0- 0	0- 0	0- 2				
0- 0	0- 0	0- 0	NEUTRAL	0- 0	0- 0	0- 0				

RPI 1-25				RPI 26-50				RPI 51-100				RPI 101+ Team's RPI: 260			
RPI	S	Opponent	Score	RPI	S	Opponent	Score	RPI	S	Opponent	Score	RPI	S	Opponent	Score
								63	A	Nebraska	46 68	144	A	Cincinnati	47 62
								72	H	North Florida	64 73	145	H	Austin Peay	61 67
												180	A	Memphis	71 79
												194	N	North Ala.	65 80
												207	A	Jackson St.	53 67
												285	A	Denver	86 83
												291	A	San Diego St.	61 53
												299	A	California Baptist	55 60
												316	A	Grambling	59 69
												319	A	Georgia St.	67 52
												351	A	Florida A&M	77 53
LAST 10 Division I															
				316	A	Grambling	59 69					207	A	Jackson St.	53 67
				180	A	Memphis	71 79					285	A	Denver	86 83
				351	A	Florida A&M	77 53					194	N	North Ala.	65 80
				144	A	Cincinnati	47 62					319	A	Georgia St.	67 52
				145	H	Austin Peay	61 67					72	H	North Florida	64 73

Non-Div I Games:

Alabama A&M

Pepperdine

Through Games Of Jan. 8, 2020

Average RPI Win:	270	WON-LOST	WINNING	LAST 10	STRENGTH OF	OPP. STRENGTH	TEAM	ADJ.	CONF.	ADJ CONF.
Average RPI Loss:	129	RECORD	PCT. RANK	GAMES	SCHEDULE	OF SCHEDULE	RPI	RPI	RPI	RPI
DIV. I ONLY	5- 7	214	4-6	296	98	261	261	11	11	
DIV. I NON-CONF.	4- 4	163	3-3	335	100	281	281	11	11	
TOTALS	RPI 1-25	RPI 26-50	W-L RECORDS	RPI 51-100	RPI 101-150	RPI 150+				
5- 7	0- 0	0- 0	OVERALL	0- 2	0- 4	5- 1				
3- 3	0- 0	0- 0	HOME	0- 0	0- 2	3- 1				
2- 4	0- 0	0- 0	AWAY	0- 2	0- 2	2- 0				
0- 0	0- 0	0- 0	NEUTRAL	0- 0	0- 0	0- 0				
4- 4	0- 0	0- 0	NON-CONFERENCE	0- 1	0- 2	4- 1				
2- 2	0- 0	0- 0	HOME	0- 0	0- 1	2- 1				
2- 2	0- 0	0- 0	AWAY	0- 1	0- 1	2- 0				
0- 0	0- 0	0- 0	NEUTRAL	0- 0	0- 0	0- 0				
1- 3	0- 0	0- 0	CONFERENCE	0- 1	0- 2	1- 0				
1- 1	0- 0	0- 0	HOME	0- 0	0- 1	1- 0				
0- 2	0- 0	0- 0	AWAY	0- 1	0- 1	0- 0				
0- 0	0- 0	0- 0	NEUTRAL	0- 0	0- 0	0- 0				

RPI 1-25				RPI 26-50				RPI 51-100				RPI 101+				Team's RPI: 261	
RPI	S	Opponent	Score	RPI	S	Opponent	Score	RPI	S	Opponent	Score	RPI	S	Opponent	Score		
								78	A	Washington St.	48	85	109	A	Boise St.	74	76
								88	A	Pacific	63	64	128	A	Saint Mary's (CA)	78	85
													133	H	BYU	47	65
													146	H	Hawaii	51	52
													201	H	San Diego	73	57
													218	H	UNLV	44	69
													222	H	UC Davis	70	67
													297	A	Eastern Wash.	53	52
													303	A	New Mexico St.	72	69
													326	H	Cal Poly	63	53
LAST 10 Division I																	
128	A	Saint Mary's (CA)	78	85	88	A	Pacific	63	64								
133	H	BYU	47	65	218	H	UNLV	44	69								
201	H	San Diego	73	57	297	A	Eastern Wash.	53	52								
109	A	Boise St.	74	76	303	A	New Mexico St.	72	69								
222	H	UC Davis	70	67	146	H	Hawaii	51	52								

Non-Div I Games: Concordia (CA) 76 57 Cal St. L.A. 79 56

Pepperdine

Loss, Non-Conf, S Site, H Home A Away N Neutral

Winthrop

Through Games Of Jan. 8, 2020

Average RPI Win:	272	WON-LOST	WINNING	LAST 10	STRENGTH OF	OPP. STRENGTH	TEAM	ADJ.	CONF.	ADJ CONF.
Average RPI Loss:	174	RECORD	PCT. RANK	GAMES	SCHEDULE	OF SCHEDULE	RPI	RPI	RPI	RPI
DIV. I ONLY	5- 7	214	4-6	289	238	262	262	27	27	
DIV. I NON-CONF.	3- 6	235	2-5	310	208	295	295	27	27	
TOTALS	RPI 1-25	RPI 26-50	W-L RECORDS	RPI 51-100	RPI 101-150	RPI 150+				
5- 7	0- 1	0- 1	OVERALL	0- 0	0- 0	5- 5				
2- 3	0- 0	0- 0	HOME	0- 0	0- 0	2- 3				
3- 3	0- 1	0- 1	AWAY	0- 0	0- 0	3- 1				
0- 1	0- 0	0- 0	NEUTRAL	0- 0	0- 0	0- 1				
3- 6	0- 1	0- 1	NON-CONFERENCE	0- 0	0- 0	3- 4				
0- 3	0- 0	0- 0	HOME	0- 0	0- 0	0- 3				
3- 2	0- 1	0- 1	AWAY	0- 0	0- 0	3- 0				
0- 1	0- 0	0- 0	NEUTRAL	0- 0	0- 0	0- 1				
2- 1	0- 0	0- 0	CONFERENCE	0- 0	0- 0	2- 1				
2- 0	0- 0	0- 0	HOME	0- 0	0- 0	2- 0				
0- 1	0- 0	0- 0	AWAY	0- 0	0- 0	0- 1				
0- 0	0- 0	0- 0	NEUTRAL	0- 0	0- 0	0- 0				

RPI 1-25				RPI 26-50				RPI 51-100				RPI 101+ Team's RPI: 262			
RPI	S	Opponent	Score	RPI	S	Opponent	Score	RPI	S	Opponent	Score	RPI	S	Opponent	Score
21	A	Kentucky	36 91	50	A	Old Dominion	44 68					156	H	Hampton	72 66
												170	H	Iona	61 68
												203	A	Gardner-Webb	59 71
												233	H	Col. of Charleston	73 84
												267	N	Wofford	59 60
												273	H	Ga. Southern	47 91
												279	A	UNCW	75 63
												282	H	High Point	69 63
												315	A	N.C. Central	56 46
												328	A	Western Caro.	63 60
LAST 10 Division I															
282	H	High Point	69 63	203	A	Gardner-Webb	59 71								
156	H	Hampton	72 66	233	H	Col. of Charleston	73 84								
328	A	Western Caro.	63 60	273	H	Ga. Southern	47 91								
279	A	UNCW	75 63	267	N	Wofford	59 60								
21	A	Kentucky	36 91	50	A	Old Dominion	44 68								

Non-Div I Games:

Winthrop

■ Loss,
■ Non-Conf,
■ S Site,
■ H Home
■ A Away
N Neutral

South Alabama

Through Games Of Jan. 8, 2020

Average RPI Win:	249	WON-LOST	WINNING	LAST 10	STRENGTH OF	OPP. STRENGTH	TEAM	ADJ.	CONF.	ADJ CONF.
Average RPI Loss:	130	RECORD	PCT. RANK	GAMES	SCHEDULE	OF SCHEDULE	RPI	RPI	RPI	RPI
DIV. I ONLY	4- 8	244	4-6	185	185	263	263	23	23	
DIV. I NON-CONF.	3- 7	252	3-5	198	148	270	270	22	22	
TOTALS	RPI 1-25	RPI 26-50	W-L RECORDS	RPI 51-100	RPI 101-150	RPI 150+				
4- 8	0- 0	0- 1	OVERALL	0- 1	1- 3	3- 3				
3- 5	0- 0	0- 1	HOME	0- 1	0- 2	3- 1				
1- 3	0- 0	0- 0	AWAY	0- 0	1- 1	0- 2				
0- 0	0- 0	0- 0	NEUTRAL	0- 0	0- 0	0- 0				
3- 7	0- 0	0- 1	NON-CONFERENCE	0- 1	1- 2	2- 3				
2- 4	0- 0	0- 1	HOME	0- 1	0- 1	2- 1				
1- 3	0- 0	0- 0	AWAY	0- 0	1- 1	0- 2				
0- 0	0- 0	0- 0	NEUTRAL	0- 0	0- 0	0- 0				
1- 1	0- 0	0- 0	CONFERENCE	0- 0	0- 1	1- 0				
1- 1	0- 0	0- 0	HOME	0- 0	0- 1	1- 0				
0- 0	0- 0	0- 0	AWAY	0- 0	0- 0	0- 0				
0- 0	0- 0	0- 0	NEUTRAL	0- 0	0- 0	0- 0				

RPI S	Opponent	Score	RPI S	Opponent	Score	RPI S	Opponent	Score	RPI S	Opponent	Score	Team's RPI: 263
40	H Rutgers	56 77	79	H Alabama	62 74	118	H Auburn	62 82	130	H Coastal Caro.	62 71	
						134	A UAB	61 77	149	A Tulane	62 53	
						157	A Southern Miss.	55 62	163	H Miami (OH)	73 76	
						217	A ETSU	60 65	239	H A&M-Corpus Christi	83 82	
						270	H Appalachian St.	81 66	336	H Tennessee St.	70 48	
LAST 10 Division I												
270	H Appalachian St.	81 66	130	H Coastal Caro.	62 71	217	A ETSU	60 65	336	H Tennessee St.	70 48	
157	A Southern Miss.	55 62	79	H Alabama	62 74	149	A Tulane	62 53	163	H Miami (OH)	73 76	
118	H Auburn	62 82	239	H A&M-Corpus Christi	83 82							

Non-Div I Games: William Carey 68 52 Mobile 103 59

South Alabama

Loss, Non-Conf, S Site, H Home A Away N Neutral

Niagara

Through Games Of Jan. 8, 2020

Average RPI Win:	317	WON-LOST	WINNING	LAST 10	STRENGTH OF	OPP. STRENGTH	TEAM	ADJ.	CONF.	ADJ CONF.
Average RPI Loss:	151	RECORD	PCT. RANK	GAMES	SCHEDULE	OF SCHEDULE	RPI	RPI	RPI	RPI
DIV. I ONLY	2- 9	313	2-8	112	336	264	264	24	24	
DIV. I NON-CONF.	2- 7	288	2-6	135	326	258	258	23	23	
TOTALS	RPI 1-25	RPI 26-50	W-L RECORDS	RPI 51-100	RPI 101-150	RPI 150+				
2- 9	0- 0	0- 1	OVERALL	0- 1	0- 3	2- 4				
1- 1	0- 0	0- 0	HOME	0- 1	0- 0	1- 0				
1- 8	0- 0	0- 1	AWAY	0- 0	0- 3	1- 4				
0- 0	0- 0	0- 0	NEUTRAL	0- 0	0- 0	0- 0				
2- 7	0- 0	0- 1	NON-CONFERENCE	0- 1	0- 2	2- 3				
1- 1	0- 0	0- 0	HOME	0- 1	0- 0	1- 0				
1- 6	0- 0	0- 1	AWAY	0- 0	0- 2	1- 3				
0- 0	0- 0	0- 0	NEUTRAL	0- 0	0- 0	0- 0				
0- 2	0- 0	0- 0	CONFERENCE	0- 0	0- 1	0- 1				
0- 0	0- 0	0- 0	HOME	0- 0	0- 0	0- 0				
0- 2	0- 0	0- 0	AWAY	0- 0	0- 1	0- 1				
0- 0	0- 0	0- 0	NEUTRAL	0- 0	0- 0	0- 0				

RPI S	Opponent	Score	RPI S	Opponent	Score	RPI S	Opponent	Score	RPI S	Opponent	Score	Team's RPI: 264
			40 A Rutgers	37 87		70 H Buffalo	67 81		105 A Colgate	72 85		
									131 A Rider	75 79		
									150 A Cornell	59 82		
									151 A Binghamton	55 74		
									195 A Howard	42 91		
									235 A Manhattan	65 68		
									281 A St. Bonaventure	67 71		
									294 H Oakland	77 63		
									339 A Coppin St.	82 67		
LAST 10 Division I												
			131 A Rider	75 79		235 A Manhattan	65 68					
			339 A Coppin St.	82 67		150 A Cornell	59 82					
			195 A Howard	42 91		151 A Binghamton	55 74					
			105 A Colgate	72 85		40 A Rutgers	37 87					
			294 H Oakland	77 63		70 H Buffalo	67 81					

Non-Div I Games:

Niagara

■ Loss,
 ■ Non-Conf,
 ■ S Site,
 ■ H Home
 ■ A Away
 N Neutral

Army West Point

Through Games Of Jan. 8, 2020

Average RPI Win:	327	WON-LOST	WINNING	LAST 10	STRENGTH OF	OPP. STRENGTH	TEAM	ADJ.	CONF.	ADJ CONF.
Average RPI Loss:	134	RECORD	PCT. RANK	GAMES	SCHEDULE	OF SCHEDULE	RPI	RPI	RPI	RPI
DIV. I ONLY	4- 10	271	3-7	189	309	265	265	14	14	
DIV. I NON-CONF.	4- 7	225	3-4	235	321	266	266	13	13	
TOTALS	RPI 1-25	RPI 26-50	W-L RECORDS	RPI 51-100	RPI 101-150	RPI 150+				
4- 10	0- 0	0- 1	OVERALL	0- 3	0- 2	4- 4				
2- 4	0- 0	0- 1	HOME	0- 1	0- 1	2- 1				
2- 6	0- 0	0- 0	AWAY	0- 2	0- 1	2- 3				
0- 0	0- 0	0- 0	NEUTRAL	0- 0	0- 0	0- 0				
4- 7	0- 0	0- 1	NON-CONFERENCE	0- 2	0- 1	4- 3				
2- 3	0- 0	0- 1	HOME	0- 0	0- 1	2- 1				
2- 4	0- 0	0- 0	AWAY	0- 2	0- 0	2- 2				
0- 0	0- 0	0- 0	NEUTRAL	0- 0	0- 0	0- 0				
0- 3	0- 0	0- 0	CONFERENCE	0- 1	0- 1	0- 1				
0- 1	0- 0	0- 0	HOME	0- 1	0- 0	0- 0				
0- 2	0- 0	0- 0	AWAY	0- 0	0- 1	0- 1				
0- 0	0- 0	0- 0	NEUTRAL	0- 0	0- 0	0- 0				

RPI S	Opponent	Score	RPI S	Opponent	Score	RPI S	Opponent	Score	RPI S	Opponent	Score	Team's RPI: 265
38	H TCU	52 66	51	A Arizona St.	51 83	105	A Colgate	93 100				
			69	A St. John's (NY)	60 96	123	H William & Mary	65 77				
			89	H Bucknell	52 63	162	H Columbia	62 71				
						182	A American	57 73				
						235	A Manhattan	56 86				
						287	A St. Francis Brooklyn	64 70				
						312	A Air Force	68 66				
						317	H Bryant	81 75				
						331	A Fairleigh Dickinson	70 68				
						348	H LIU Brooklyn	67 60				
LAST 10 Division I												
105	A Colgate	93 100	182	A American	57 73							
89	H Bucknell	52 63	348	H LIU Brooklyn	67 60							
317	H Bryant	81 75	331	A Fairleigh Dickinson	70 68							
235	A Manhattan	56 86	38	H TCU	52 66							
69	A St. John's (NY)	60 96	162	H Columbia	62 71							

Non-Div I Games:

Army West Point

Loss, Non-Conf, S Site, H Home A Away N Neutral

Average RPI Win:	329	WON-LOST	WINNING	LAST 10	STRENGTH OF	OPP. STRENGTH	TEAM	ADJ.	CONF.	ADJ CONF.
Average RPI Loss:	122	RECORD	PCT. RANK	GAMES	SCHEDULE	OF SCHEDULE	RPI	RPI	RPI	RPI
DIV. I ONLY	7- 9	207	7-3	282	306	266	266	28	28	
DIV. I NON-CONF.	4- 9	250	4-3	202	309	271	271	29	29	
TOTALS	RPI 1-25	RPI 26-50	W-L RECORDS	RPI 51-100	RPI 101-150	RPI 150+				
7- 9	0- 0	0- 0	OVERALL	0- 3	0- 4	7- 2				
4- 4	0- 0	0- 0	HOME	0- 1	0- 2	4- 1				
3- 5	0- 0	0- 0	AWAY	0- 2	0- 2	3- 1				
0- 0	0- 0	0- 0	NEUTRAL	0- 0	0- 0	0- 0				
4- 9	0- 0	0- 0	NON-CONFERENCE	0- 3	0- 4	4- 2				
2- 4	0- 0	0- 0	HOME	0- 1	0- 2	2- 1				
2- 5	0- 0	0- 0	AWAY	0- 2	0- 2	2- 1				
0- 0	0- 0	0- 0	NEUTRAL	0- 0	0- 0	0- 0				
3- 0	0- 0	0- 0	CONFERENCE	0- 0	0- 0	3- 0				
2- 0	0- 0	0- 0	HOME	0- 0	0- 0	2- 0				
1- 0	0- 0	0- 0	AWAY	0- 0	0- 0	1- 0				
0- 0	0- 0	0- 0	NEUTRAL	0- 0	0- 0	0- 0				

RPI 1-25				RPI 26-50				RPI 51-100				RPI 101+				Team's RPI: 266	
RPI	S	Opponent	Score	RPI	S	Opponent	Score	RPI	S	Opponent	Score	RPI	S	Opponent	Score		
								52	H	Yale	59	67	105	A	Colgate	51	73
								53	A	Kansas	44	79	115	A	Providence	38	63
								87	A	Boston College	46	89	139	H	Massachusetts	58	74
													150	H	Cornell	56	70
													196	A	Merrimack	50	73
													204	H	Dartmouth	51	62
													304	H	UMBC	75	64
													317	A	Bryant	55	35
													322	H	New Hampshire	58	53
													331	H	Fairleigh Dickinson	61	56
													338	A	Central Conn. St.	56	54
													341	A	Hartford	68	63
													348	H	LIU Brooklyn	65	56
LAST 10 Division I																	
				304	H	UMBC	75	64	341	A	Hartford	68	63				
				322	H	New Hampshire	58	53	348	H	LIU Brooklyn	65	56				
				331	H	Fairleigh Dickinson	61	56	338	A	Central Conn. St.	56	54				
				196	A	Merrimack	50	73	317	A	Bryant	55	35				
				204	H	Dartmouth	51	62	150	H	Cornell	56	70				

Non-Div I Games:

UMass Lowell

■ Loss,
 ■ Non-Conf,
 ■ S Site,
 ■ H Home
 ■ A Away
 N Neutral

Wofford

Through Games Of Jan. 8, 2020

Average RPI Win:	254	WON-LOST	WINNING	LAST 10	STRENGTH OF	OPP. STRENGTH	TEAM	ADJ.	CONF.	ADJ CONF.
Average RPI Loss:	172	RECORD	PCT. RANK	GAMES	SCHEDULE	OF SCHEDULE	RPI	RPI	RPI	RPI
DIV. I ONLY	4- 8	244	4-6	163	326	267	267	19	19	
DIV. I NON-CONF.	4- 8	235	4-6	166	329	276	276	20	20	
TOTALS	RPI 1-25	RPI 26-50	W-L RECORDS	RPI 51-100	RPI 101-150	RPI 150+				
4- 8	0- 0	0- 0	OVERALL	0- 1	0- 3	4- 4				
3- 3	0- 0	0- 0	HOME	0- 0	0- 1	3- 2				
0- 5	0- 0	0- 0	AWAY	0- 1	0- 2	0- 2				
1- 0	0- 0	0- 0	NEUTRAL	0- 0	0- 0	1- 0				
4- 8	0- 0	0- 0	NON-CONFERENCE	0- 1	0- 3	4- 4				
3- 3	0- 0	0- 0	HOME	0- 0	0- 1	3- 2				
0- 5	0- 0	0- 0	AWAY	0- 1	0- 2	0- 2				
1- 0	0- 0	0- 0	NEUTRAL	0- 0	0- 0	1- 0				
0- 0	0- 0	0- 0	CONFERENCE	0- 0	0- 0	0- 0				
0- 0	0- 0	0- 0	HOME	0- 0	0- 0	0- 0				
0- 0	0- 0	0- 0	AWAY	0- 0	0- 0	0- 0				
0- 0	0- 0	0- 0	NEUTRAL	0- 0	0- 0	0- 0				

RPI 1-25			RPI 26-50			RPI 51-100			RPI 101+			Team's RPI: 267
RPI	S	Opponent	Score	RPI	S	Opponent	Score	RPI	S	Opponent	Score	
						53 A Kansas	64 83	111 A Wisconsin		65 78		
								118 A Auburn		82 84		
								130 H Coastal Caro.		73 78		
								203 A Gardner-Webb		53 67		
								212 H UNC Asheville		75 38		
								216 A Northern Ky.		72 80		
								243 H Longwood		79 76		
								262 N Winthrop		60 59		
								270 H Appalachian St.		51 54		
								273 H Ga. Southern		57 70		
								300 H Presbyterian		67 60		
LAST 10 Division I												
216 A Northern Ky.		72 80	53 A Kansas		64 83							
212 H UNC Asheville		75 38	262 N Winthrop		60 59							
270 H Appalachian St.		51 54	243 H Longwood		79 76							
273 H Ga. Southern		57 70	130 H Coastal Caro.		73 78							
300 H Presbyterian		67 60	203 A Gardner-Webb		53 67							

Non-Div I Games: Brevard 82 34 Erskine 100 38 UNKNOWN 89 38

Wofford

Loss, Non-Conf, S Site, H Home A Away N Neutral

Average RPI Win:	316	WON-LOST	WINNING	LAST 10	STRENGTH OF	OPP. STRENGTH	TEAM	ADJ.	CONF.	ADJ CONF.
Average RPI Loss:	143	RECORD	PCT. RANK	GAMES	SCHEDULE	OF SCHEDULE	RPI	RPI	RPI	RPI
DIV. I ONLY	4- 6	225	4-6	302	236	268	268	24	24	
DIV. I NON-CONF.	3- 6	235	3-6	275	255	299	299	23	23	
TOTALS	RPI 1-25	RPI 26-50	W-L RECORDS	RPI 51-100	RPI 101-150	RPI 150+				
4- 6	0- 0	0- 0	OVERALL	0- 3	0- 0	4- 3				
2- 2	0- 0	0- 0	HOME	0- 0	0- 0	2- 2				
2- 4	0- 0	0- 0	AWAY	0- 3	0- 0	2- 1				
0- 0	0- 0	0- 0	NEUTRAL	0- 0	0- 0	0- 0				
3- 6	0- 0	0- 0	NON-CONFERENCE	0- 3	0- 0	3- 3				
2- 2	0- 0	0- 0	HOME	0- 0	0- 0	2- 2				
1- 4	0- 0	0- 0	AWAY	0- 3	0- 0	1- 1				
0- 0	0- 0	0- 0	NEUTRAL	0- 0	0- 0	0- 0				
1- 0	0- 0	0- 0	CONFERENCE	0- 0	0- 0	1- 0				
0- 0	0- 0	0- 0	HOME	0- 0	0- 0	0- 0				
1- 0	0- 0	0- 0	AWAY	0- 0	0- 0	1- 0				
0- 0	0- 0	0- 0	NEUTRAL	0- 0	0- 0	0- 0				

RPI 1-25				RPI 26-50				RPI 51-100				RPI 101+				Team's RPI: 268	
RPI	S	Opponent	Score	RPI	S	Opponent	Score	RPI	S	Opponent	Score	RPI	S	Opponent	Score		
								57	A	Temple	59	77	198	A	Rhode Island	41	74
								69	A	St. John's (NY)	69	71	204	H	Dartmouth	51	52
								74	A	Seton Hall	44	74	256	H	Brown	44	58
													275	H	Navy	66	52
													310	A	Siena	65	35
													329	H	Hofstra	73	64
													348	A	LIU Brooklyn	53	51
LAST 10 Division I																	
				256	H	Brown	44	58	310	A	Siena	65	35				
				69	A	St. John's (NY)	69	71	204	H	Dartmouth	51	52				
				329	H	Hofstra	73	64	348	A	LIU Brooklyn	53	51				
				275	H	Navy	66	52	74	A	Seton Hall	44	74				
				198	A	Rhode Island	41	74	57	A	Temple	59	77				

Non-Div I Games:

Fairfield

Loss, Non-Conf, S Site, H Home A Away N Neutral

Oral Roberts

Through Games Of Jan. 8, 2020

Average RPI Win:	229	WON-LOST	WINNING	LAST 10	STRENGTH OF	OPP. STRENGTH	TEAM	ADJ.	CONF.	ADJ CONF.
Average RPI Loss:	159	RECORD	PCT. RANK	GAMES	SCHEDULE	OF SCHEDULE	RPI	RPI	RPI	RPI
DIV. I ONLY	4- 10	271	2-8	183	232	269	269	18	18	
DIV. I NON-CONF.	3- 8	268	1-6	97	243	242	242	18	18	
TOTALS	RPI 1-25	RPI 26-50	W-L RECORDS	RPI 51-100	RPI 101-150	RPI 150+				
4- 10	0- 0	0- 2	OVERALL	0- 2	1- 0	3- 6				
4- 1	0- 0	0- 0	HOME	0- 0	1- 0	3- 1				
0- 9	0- 0	0- 2	AWAY	0- 2	0- 0	0- 5				
0- 0	0- 0	0- 0	NEUTRAL	0- 0	0- 0	0- 0				
3- 8	0- 0	0- 2	NON-CONFERENCE	0- 1	1- 0	2- 5				
3- 1	0- 0	0- 0	HOME	0- 0	1- 0	2- 1				
0- 7	0- 0	0- 2	AWAY	0- 1	0- 0	0- 4				
0- 0	0- 0	0- 0	NEUTRAL	0- 0	0- 0	0- 0				
1- 2	0- 0	0- 0	CONFERENCE	0- 1	0- 0	1- 1				
1- 0	0- 0	0- 0	HOME	0- 0	0- 0	1- 0				
0- 2	0- 0	0- 0	AWAY	0- 1	0- 0	0- 1				
0- 0	0- 0	0- 0	NEUTRAL	0- 0	0- 0	0- 0				

RPI S	Opponent	Score	RPI S	Opponent	Score	RPI S	Opponent	Score	RPI S	Opponent	Score	Team's RPI: 269
43	A Arkansas	64 96	44	A Oklahoma St.	44 78	63	A Nebraska	67 77	148	H Wichita St.	79 66	
						97	A South Dakota St.	44 58	160	A Southern Utah	58 72	
									164	A Utah	58 78	
									166	H Sam Houston St.	64 41	
									202	A Kansas St.	69 109	
									224	A Tulsa	65 67	
									280	H Texas St.	63 57	
									284	A Omaha	54 60	
									306	H Houston Baptist	73 74	
									321	H North Dakota St.	70 62	
LAST 10 Division I												
284	A Omaha	54 60	321	H North Dakota St.	70 62							
97	A South Dakota St.	44 58	160	A Southern Utah	58 72							
44	A Oklahoma St.	44 78	166	H Sam Houston St.	64 41							
63	A Nebraska	67 77	306	H Houston Baptist	73 74							
164	A Utah	58 78	224	A Tulsa	65 67							

Non-Div I Games: Rogers St. 80 40 Cent. Christian (KS114 60

Oral Roberts

Loss, Non-Conf, S Site, H Home A Away N Neutral

Average RPI Win:	304	WON-LOST	WINNING	LAST 10	STRENGTH OF	OPP. STRENGTH	TEAM	ADJ.	CONF.	ADJ CONF.
Average RPI Loss:	130	RECORD	PCT. RANK	GAMES	SCHEDULE	OF SCHEDULE	RPI	RPI	RPI	RPI
DIV. I ONLY	3- 10	292	3-7	213	146	270	270	23	23	
DIV. I NON-CONF.	3- 8	268	3-5	233	126	269	269	22	22	
TOTALS	RPI 1-25	RPI 26-50	W-L RECORDS	RPI 51-100	RPI 101-150	RPI 150+				
3- 10	0- 1	0- 1	OVERALL	0- 2	0- 2	3- 4				
1- 2	0- 0	0- 0	HOME	0- 0	0- 0	1- 2				
1- 7	0- 1	0- 1	AWAY	0- 2	0- 1	1- 2				
1- 1	0- 0	0- 0	NEUTRAL	0- 0	0- 1	1- 0				
3- 8	0- 1	0- 1	NON-CONFERENCE	0- 1	0- 2	3- 3				
1- 2	0- 0	0- 0	HOME	0- 0	0- 0	1- 2				
1- 5	0- 1	0- 1	AWAY	0- 1	0- 1	1- 1				
1- 1	0- 0	0- 0	NEUTRAL	0- 0	0- 1	1- 0				
0- 2	0- 0	0- 0	CONFERENCE	0- 1	0- 0	0- 1				
0- 0	0- 0	0- 0	HOME	0- 0	0- 0	0- 0				
0- 2	0- 0	0- 0	AWAY	0- 1	0- 0	0- 1				
0- 0	0- 0	0- 0	NEUTRAL	0- 0	0- 0	0- 0				

RPI 1-25				RPI 26-50				RPI 51-100				RPI 101+ Team's RPI: 270			
RPI	S	Opponent	Score	RPI	S	Opponent	Score	RPI	S	Opponent	Score	RPI	S	Opponent	Score
3	A	South Carolina	50 92	42	A	Michigan	35 62	62	A	Troy	55 84	102	A	Elon	66 67
								99	A	UNC Greensboro	47 54	147	N	Bethune-Cookman	44 61
												161	A	VCU	38 66
												203	H	Gardner-Webb	56 67
												217	H	ETSU	61 67
												263	A	South Alabama	66 81
												267	A	Wofford	54 51
												313	H	Mercer	77 68
												332	N	Canisius	74 57
LAST 10 Division I															
263	A	South Alabama	66 81	62	A	Troy	55 84								
99	A	UNC Greensboro	47 54	267	A	Wofford	54 51								
332	N	Canisius	74 57	313	H	Mercer	77 68								
147	N	Bethune-Cookman	44 61	217	H	ETSU	61 67								
42	A	Michigan	35 62	203	H	Gardner-Webb	56 67								

Non-Div I Games:

Appalachian St.

■ Loss,
 ■ Non-Conf, S Site,
 ■ Home
 ■ Away
 N Neutral

Average RPI Win:	306	WON-LOST	WINNING	LAST 10	STRENGTH OF	OPP. STRENGTH	TEAM	ADJ.	CONF.	ADJ CONF.
Average RPI Loss:	147	RECORD	PCT. RANK	GAMES	SCHEDULE	OF SCHEDULE	RPI	RPI	RPI	RPI
DIV. I ONLY	2- 12	324	0-10	107	323	271	271	7	7	
DIV. I NON-CONF.	2- 10	313	0-8	183	317	300	300	7	7	
TOTALS	RPI 1-25	RPI 26-50	W-L RECORDS	RPI 51-100	RPI 101-150	RPI 150+				
2- 12	0- 0	0- 1	OVERALL	0- 4	0- 2	2- 5				
0- 4	0- 0	0- 0	HOME	0- 1	0- 1	0- 2				
2- 7	0- 0	0- 1	AWAY	0- 3	0- 1	2- 2				
0- 1	0- 0	0- 0	NEUTRAL	0- 0	0- 0	0- 1				
2- 10	0- 0	0- 1	NON-CONFERENCE	0- 3	0- 1	2- 5				
0- 4	0- 0	0- 0	HOME	0- 1	0- 1	0- 2				
2- 5	0- 0	0- 1	AWAY	0- 2	0- 0	2- 2				
0- 1	0- 0	0- 0	NEUTRAL	0- 0	0- 0	0- 1				
0- 2	0- 0	0- 0	CONFERENCE	0- 1	0- 1	0- 0				
0- 0	0- 0	0- 0	HOME	0- 0	0- 0	0- 0				
0- 2	0- 0	0- 0	AWAY	0- 1	0- 1	0- 0				
0- 0	0- 0	0- 0	NEUTRAL	0- 0	0- 0	0- 0				

RPI S	Opponent	Score	RPI S	Opponent	Score	RPI S	Opponent	Score	RPI S	Opponent	Score	Team's RPI: 271
29	A Colorado	46 59	53	A Kansas	72 84	132	H Southeast Mo. St.	58 68	137	A Bradley	75 91	
			68	H Saint Louis	53 55	183	A Murray St.	62 70	216	H Northern Ky.	68 70	
			82	A Illinois St.	69 83	225	A Western Ill.	72 83	248	N CSUN	59 67	
			88	A Pacific	66 83	277	A Eastern Ill.	59 57	298	H Marshall	60 72	
						334	A UIC	61 40				
LAST 10 Division I												
82	A Illinois St.	69 83	137	A Bradley	75 91							
68	H Saint Louis	53 55	298	H Marshall	60 72							
132	H Southeast Mo. St.	58 68	248	N CSUN	59 67							
216	H Northern Ky.	68 70	88	A Pacific	66 83							
183	A Murray St.	62 70	29	A Colorado	46 59							

Non-Div I Games:

Indiana St.

Average RPI Win: 272		WON-LOST	WINNING	LAST 10	STRENGTH OF	OPP. STRENGTH	TEAM	ADJ.	CONF.	ADJ CONF.
Average RPI Loss: 154		RECORD	PCT. RANK	GAMES	SCHEDULE	OF SCHEDULE	RPI	RPI	RPI	RPI
DIV. I ONLY		4- 8	244	3-7	191	305	271	271	26	26
DIV. I NON-CONF.		4- 8	235	3-7	194	312	277	277	26	26
TOTALS	RPI 1-25		RPI 26-50		W-L RECORDS	RPI 51-100	RPI 101-150		RPI 150+	
4- 8	0- 0		0- 1		OVERALL	0- 2	1- 1		3- 4	
3- 2	0- 0		0- 0		HOME	0- 1	1- 0		2- 1	
0- 5	0- 0		0- 1		AWAY	0- 1	0- 1		0- 2	
1- 1	0- 0		0- 0		NEUTRAL	0- 0	0- 0		1- 1	
4- 8	0- 0		0- 1		NON-CONFERENCE	0- 2	1- 1		3- 4	
3- 2	0- 0		0- 0		HOME	0- 1	1- 0		2- 1	
0- 5	0- 0		0- 1		AWAY	0- 1	0- 1		0- 2	
1- 1	0- 0		0- 0		NEUTRAL	0- 0	0- 0		1- 1	
0- 0	0- 0		0- 0		CONFERENCE	0- 0	0- 0		0- 0	
0- 0	0- 0		0- 0		HOME	0- 0	0- 0		0- 0	
0- 0	0- 0		0- 0		AWAY	0- 0	0- 0		0- 0	
0- 0	0- 0		0- 0		NEUTRAL	0- 0	0- 0		0- 0	

RPI 1-25				RPI 26-50				RPI 51-100				RPI 101+				Team's RPI: 271	
RPI	S	Opponent	Score	RPI	S	Opponent	Score	RPI	S	Opponent	Score	RPI	S	Opponent	Score		
				35	A	Arizona	42 61	75	A	CSU Bakersfield	62 66	106	H	Southern California	57 46		
								88	H	Pacific	53 63	128	A	Saint Mary's (CA)	43 64		
												153	N	SFA	56 67		
												193	H	San Jose St.	70 73		
												258	A	Grand Canyon	57 58		
												291	H	San Diego St.	64 52		
												299	A	California Baptist	81 85		
												344	H	Utah Valley	59 51		
												346	N	Chicago St.	96 65		
LAST 10 Division I																	
				258	A	Grand Canyon	57 58	35	A	Arizona	42 61						
				75	A	CSU Bakersfield	62 66	291	H	San Diego St.	64 52						
				88	H	Pacific	53 63	299	A	California Baptist	81 85						
				346	N	Chicago St.	96 65	106	H	Southern California	57 46						
				153	N	SFA	56 67	193	H	San Jose St.	70 73						

Non-Div I Games:	Ottawa (AZ)	72	57
------------------	-------------	----	----

UC Santa Barbara

■ Loss, ■ Non-Conf, S Site, H Home A Away N Neutral

Ga. Southern

Through Games Of Jan. 8, 2020

Average RPI Win:	267	WON-LOST	WINNING	LAST 10	STRENGTH OF	OPP. STRENGTH	TEAM	ADJ.	CONF.	ADJ CONF.
Average RPI Loss:	183	RECORD	PCT. RANK	GAMES	SCHEDULE	OF SCHEDULE	RPI	RPI	RPI	RPI
DIV. I ONLY	5- 8	231	5-5	290	289	273	273	23	23	
DIV. I NON-CONF.	3- 8	268	3-5	284	250	296	296	22	22	
TOTALS	RPI 1-25	RPI 26-50	W-L RECORDS	RPI 51-100	RPI 101-150	RPI 150+				
5- 8	0- 0	0- 0	OVERALL	0- 1	0- 4	5- 3				
2- 2	0- 0	0- 0	HOME	0- 0	0- 1	2- 1				
2- 5	0- 0	0- 0	AWAY	0- 1	0- 2	2- 2				
1- 1	0- 0	0- 0	NEUTRAL	0- 0	0- 1	1- 0				
3- 8	0- 0	0- 0	NON-CONFERENCE	0- 1	0- 4	3- 3				
0- 2	0- 0	0- 0	HOME	0- 0	0- 1	0- 1				
2- 5	0- 0	0- 0	AWAY	0- 1	0- 2	2- 2				
1- 1	0- 0	0- 0	NEUTRAL	0- 0	0- 1	1- 0				
2- 0	0- 0	0- 0	CONFERENCE	0- 0	0- 0	2- 0				
2- 0	0- 0	0- 0	HOME	0- 0	0- 0	2- 0				
0- 0	0- 0	0- 0	AWAY	0- 0	0- 0	0- 0				
0- 0	0- 0	0- 0	NEUTRAL	0- 0	0- 0	0- 0				

RPI 1-25				RPI 26-50				RPI 51-100				RPI 101+				Team's RPI: 273	
RPI	S	Opponent	Score	RPI	S	Opponent	Score	RPI	S	Opponent	Score	RPI	S	Opponent	Score		
								91	A	Furman	63	78	122	N	Kent St.	48	62
													135	H	North Dakota	56	69
													147	A	Bethune-Cookman	57	75
													149	A	Tulane	40	56
													172	H	Louisiana	83	67
													250	A	Ole Miss	66	69
													257	H	Kennesaw St.	69	95
													262	A	Winthrop	91	47
													267	A	Wofford	70	57
													287	N	St. Francis Brooklyn	78	47
													313	A	Mercer	52	62
													349	H	La.-Monroe	64	47
LAST 10 Division I																	
				349	H	La.-Monroe	64	47					172	H	Louisiana	83	67
				149	A	Tulane	40	56					313	A	Mercer	52	62
				287	N	St. Francis Brooklyn	78	47					267	A	Wofford	70	57
				122	N	Kent St.	48	62					262	A	Winthrop	91	47
				250	A	Ole Miss	66	69					147	A	Bethune-Cookman	57	75

Non-Div I Games:

Ga. Southern

■ Loss,
 ■ Non-Conf,
 ■ S Site,
 ■ H Home
 ■ A Away
 N Neutral

Average RPI Win:	347	WON-LOST	WINNING	LAST 10	STRENGTH OF	OPP. STRENGTH	TEAM	ADJ.	CONF.	ADJ CONF.
Average RPI Loss:	143	RECORD	PCT. RANK	GAMES	SCHEDULE	OF SCHEDULE	RPI	RPI	RPI	RPI
DIV. I ONLY	1- 9	329	1-9	127	247	274	274	29	29	
DIV. I NON-CONF.	0- 9	338	0-9	69	219	306	306	28	28	
TOTALS	RPI 1-25	RPI 26-50	W-L RECORDS	RPI 51-100	RPI 101-150	RPI 150+				
1- 9	0- 0	0- 0	OVERALL	0- 3	0- 3	1- 3				
0- 0	0- 0	0- 0	HOME	0- 0	0- 0	0- 0				
1- 9	0- 0	0- 0	AWAY	0- 3	0- 3	1- 3				
0- 0	0- 0	0- 0	NEUTRAL	0- 0	0- 0	0- 0				
0- 9	0- 0	0- 0	NON-CONFERENCE	0- 3	0- 3	0- 3				
0- 0	0- 0	0- 0	HOME	0- 0	0- 0	0- 0				
0- 9	0- 0	0- 0	AWAY	0- 3	0- 3	0- 3				
0- 0	0- 0	0- 0	NEUTRAL	0- 0	0- 0	0- 0				
1- 0	0- 0	0- 0	CONFERENCE	0- 0	0- 0	1- 0				
0- 0	0- 0	0- 0	HOME	0- 0	0- 0	0- 0				
1- 0	0- 0	0- 0	AWAY	0- 0	0- 0	1- 0				
0- 0	0- 0	0- 0	NEUTRAL	0- 0	0- 0	0- 0				

RPI 1-25				RPI 26-50				RPI 51-100				RPI 101+				Team's RPI: 274	
RPI	S	Opponent	Score	RPI	S	Opponent	Score	RPI	S	Opponent	Score	RPI	S	Opponent	Score		
								78	A	Washington St.	56	85	130	A	Coastal Caro.	69	76
								80	A	Iowa St.	40	90	138	A	Illinois	50	65
								96	A	Tennessee	51	92	148	A	Wichita St.	50	100
												167	A	Texas Tech	55	81	
												210	A	Arkansas St.	60	81	
												241	A	Milwaukee	55	69	
												347	A	Mississippi Val.	80	77	
LAST 10 Division I																	
				167	A	Texas Tech	55	81	347	A	Mississippi Val.	80	77				
				148	A	Wichita St.	50	100	96	A	Tennessee	51	92				
				210	A	Arkansas St.	60	81	138	A	Illinois	50	65				
				78	A	Washington St.	56	85	241	A	Milwaukee	55	69				
				80	A	Iowa St.	40	90	130	A	Coastal Caro.	69	76				

Non-Div I Games: Philander Smith 66 54

Ark.-Pine Bluff

■ Loss,
 ■ Non-Conf,
 ■ S Site,
 ■ Home
 ■ A Away
 N Neutral

Average RPI Win:	236	WON-LOST	WINNING	LAST 10	STRENGTH OF	OPP. STRENGTH	TEAM	ADJ.	CONF.	ADJ CONF.
Average RPI Loss:	167	RECORD	PCT. RANK	GAMES	SCHEDULE	OF SCHEDULE	RPI	RPI	RPI	RPI
DIV. I ONLY	4- 9	260	3-7	215	263	275	275	14	14	
DIV. I NON-CONF.	4- 6	212	3-4	300	251	287	287	13	13	
TOTALS	RPI 1-25	RPI 26-50	W-L RECORDS	RPI 51-100	RPI 101-150	RPI 150+				
4- 9	0- 0	0- 0	OVERALL	0- 2	0- 3	4- 4				
3- 3	0- 0	0- 0	HOME	0- 1	0- 1	3- 1				
1- 6	0- 0	0- 0	AWAY	0- 1	0- 2	1- 3				
0- 0	0- 0	0- 0	NEUTRAL	0- 0	0- 0	0- 0				
4- 6	0- 0	0- 0	NON-CONFERENCE	0- 0	0- 2	4- 4				
3- 1	0- 0	0- 0	HOME	0- 0	0- 0	3- 1				
1- 5	0- 0	0- 0	AWAY	0- 0	0- 2	1- 3				
0- 0	0- 0	0- 0	NEUTRAL	0- 0	0- 0	0- 0				
0- 3	0- 0	0- 0	CONFERENCE	0- 2	0- 1	0- 0				
0- 2	0- 0	0- 0	HOME	0- 1	0- 1	0- 0				
0- 1	0- 0	0- 0	AWAY	0- 1	0- 0	0- 0				
0- 0	0- 0	0- 0	NEUTRAL	0- 0	0- 0	0- 0				

RPI 1-25				RPI 26-50				RPI 51-100				RPI 101+				Team's RPI: 275	
RPI	S	Opponent	Score	RPI	S	Opponent	Score	RPI	S	Opponent	Score	RPI	S	Opponent	Score		
								85	A	Lehigh	40	70	103	H	Holy Cross	49	58
								89	H	Bucknell	34	61	110	A	North Carolina	40	80
													136	A	Saint Joseph's	40	49
													165	H	George Mason	58	67
													171	A	Clemson	65	52
													205	H	La Salle	61	46
													254	A	Maine	41	46
													257	H	Kennesaw St.	82	62
													268	A	Fairfield	52	66
													289	A	Vermont	56	64
													312	H	Air Force	67	59
LAST 10 Division I																	
				103	H	Holy Cross	49	58		89	H	Bucknell	34	61			
				85	A	Lehigh	40	70		205	H	La Salle	61	46			
				136	A	Saint Joseph's	40	49		257	H	Kennesaw St.	82	62			
				165	H	George Mason	58	67		312	H	Air Force	67	59			
				268	A	Fairfield	52	66		254	A	Maine	41	46			

Non-Div I Games: Stevenson 70 36

Navy

Average RPI Win:	320	WON-LOST	WINNING	LAST 10	STRENGTH OF	OPP. STRENGTH	TEAM	ADJ.	CONF.	ADJ CONF.
Average RPI Loss:	133	RECORD	PCT. RANK	GAMES	SCHEDULE	OF SCHEDULE	RPI	RPI	RPI	RPI
DIV. I ONLY	2- 9	313	2-8	206	87	276	276	29	29	
DIV. I NON-CONF.	1- 8	322	1-7	91	91	286	286	28	28	
TOTALS	RPI 1-25	RPI 26-50	W-L RECORDS	RPI 51-100	RPI 101-150	RPI 150+				
2- 9	0- 2	0- 0	OVERALL	0- 0	0- 2	2- 5				
1- 2	0- 0	0- 0	HOME	0- 0	0- 0	1- 2				
1- 7	0- 2	0- 0	AWAY	0- 0	0- 2	1- 3				
0- 0	0- 0	0- 0	NEUTRAL	0- 0	0- 0	0- 0				
1- 8	0- 2	0- 0	NON-CONFERENCE	0- 0	0- 2	1- 4				
1- 2	0- 0	0- 0	HOME	0- 0	0- 0	1- 2				
0- 6	0- 2	0- 0	AWAY	0- 0	0- 2	0- 2				
0- 0	0- 0	0- 0	NEUTRAL	0- 0	0- 0	0- 0				
1- 1	0- 0	0- 0	CONFERENCE	0- 0	0- 0	1- 1				
0- 0	0- 0	0- 0	HOME	0- 0	0- 0	0- 0				
1- 1	0- 0	0- 0	AWAY	0- 0	0- 0	1- 1				
0- 0	0- 0	0- 0	NEUTRAL	0- 0	0- 0	0- 0				

RPI 1-25				RPI 26-50				RPI 51-100				RPI 101+ Team's RPI: 276			
RPI	S	Opponent	Score	RPI	S	Opponent	Score	RPI	S	Opponent	Score	RPI	S	Opponent	Score
3	A	South Carolina	43 103									101	A	South Fla.	29 80
9	A	DePaul	76 105									111	A	Wisconsin	67 85
												155	H	Samford	48 83
												171	A	Clemson	43 76
												194	H	North Ala.	60 81
												207	A	Jackson St.	62 94
												250	A	Ole Miss	66 93
												316	A	Grambling	73 59
												324	H	Jacksonville St.	68 63
LAST 10 Division I															
207	A	Jackson St.	62 94	316	A	Grambling	73 59								
250	A	Ole Miss	66 93	101	A	South Fla.	29 80								
194	H	North Ala.	60 81	155	H	Samford	48 83								
9	A	DePaul	76 105	324	H	Jacksonville St.	68 63								
111	A	Wisconsin	67 85	171	A	Clemson	43 76								

Non-Div I Games: Mobile 76 66 Paine 84 58

Alabama St.

■ Loss,
 ■ Non-Conf,
 ■ S Site,
 ■ Home
 ■ A Away
 N Neutral

Average RPI Win:	295	WON-LOST	WINNING	LAST 10	STRENGTH OF	OPP. STRENGTH	TEAM	ADJ.	CONF.	ADJ CONF.
Average RPI Loss:	156	RECORD	PCT. RANK	GAMES	SCHEDULE	OF SCHEDULE	RPI	RPI	RPI	RPI
DIV. I ONLY	6- 6	166	6-4	346	165	277	277	20	20	
DIV. I NON-CONF.	5- 5	163	5-3	336	196	288	288	21	21	
TOTALS	RPI 1-25	RPI 26-50	W-L RECORDS	RPI 51-100	RPI 101-150	RPI 150+				
6- 6	0- 0	0- 0	OVERALL	0- 1	0- 2	6- 3				
1- 3	0- 0	0- 0	HOME	0- 1	0- 0	1- 2				
4- 3	0- 0	0- 0	AWAY	0- 0	0- 2	4- 1				
1- 0	0- 0	0- 0	NEUTRAL	0- 0	0- 0	1- 0				
5- 5	0- 0	0- 0	NON-CONFERENCE	0- 1	0- 1	5- 3				
1- 3	0- 0	0- 0	HOME	0- 1	0- 0	1- 2				
3- 2	0- 0	0- 0	AWAY	0- 0	0- 1	3- 1				
1- 0	0- 0	0- 0	NEUTRAL	0- 0	0- 0	1- 0				
1- 1	0- 0	0- 0	CONFERENCE	0- 0	0- 1	1- 0				
0- 0	0- 0	0- 0	HOME	0- 0	0- 0	0- 0				
1- 1	0- 0	0- 0	AWAY	0- 0	0- 1	1- 0				
0- 0	0- 0	0- 0	NEUTRAL	0- 0	0- 0	0- 0				

RPI 1-25				RPI 26-50				RPI 51-100				RPI 101+				Team's RPI: 277	
RPI	S	Opponent	Score	RPI	S	Opponent	Score	RPI	S	Opponent	Score	RPI	S	Opponent	Score		
								95	H	Loyola Chicago	51	67	104	A	Belmont	45	69
													111	A	Wisconsin	55	63
													169	H	Valparaiso	66	78
													184	A	Northern Ill.	48	61
													225	N	Western Ill.	60	52
													259	A	Lipscomb	66	56
													271	H	Indiana St.	57	59
													284	H	Omaha	65	52
													333	A	Evansville	90	44
													334	A	UIC	80	45
													336	A	Tennessee St.	73	52
LAST 10 Division I																	
				336	A	Tennessee St.	73	52					104	A	Belmont	45	69
				169	H	Valparaiso	66	78					259	A	Lipscomb	66	56
				225	N	Western Ill.	60	52					111	A	Wisconsin	55	63
				184	A	Northern Ill.	48	61					333	A	Evansville	90	44
				284	H	Omaha	65	52					334	A	UIC	80	45

Non-Div I Games: Lindenwood (MO) 88 66

Eastern Ill.

Average RPI Win:	332	WON-LOST	WINNING	LAST 10	STRENGTH OF	OPP. STRENGTH	TEAM	ADJ.	CONF.	ADJ CONF.
Average RPI Loss:	140	RECORD	PCT. RANK	GAMES	SCHEDULE	OF SCHEDULE	RPI	RPI	RPI	RPI
DIV. I ONLY	4- 6	225	4-6	329	203	278	278	21	21	
DIV. I NON-CONF.	2- 5	259	2-5	268	190	280	280	19	19	
TOTALS	RPI 1-25	RPI 26-50	W-L RECORDS	RPI 51-100	RPI 101-150	RPI 150+				
4- 6	0- 0	0- 2	OVERALL	0- 1	0- 1	4- 2				
2- 1	0- 0	0- 0	HOME	0- 0	0- 0	2- 1				
2- 5	0- 0	0- 2	AWAY	0- 1	0- 1	2- 1				
0- 0	0- 0	0- 0	NEUTRAL	0- 0	0- 0	0- 0				
2- 5	0- 0	0- 2	NON-CONFERENCE	0- 1	0- 0	2- 2				
1- 1	0- 0	0- 0	HOME	0- 0	0- 0	1- 1				
1- 4	0- 0	0- 2	AWAY	0- 1	0- 0	1- 1				
0- 0	0- 0	0- 0	NEUTRAL	0- 0	0- 0	0- 0				
2- 1	0- 0	0- 0	CONFERENCE	0- 0	0- 1	2- 0				
1- 0	0- 0	0- 0	HOME	0- 0	0- 0	1- 0				
1- 1	0- 0	0- 0	AWAY	0- 0	0- 1	1- 0				
0- 0	0- 0	0- 0	NEUTRAL	0- 0	0- 0	0- 0				

RPI 1-25				RPI 26-50				RPI 51-100				RPI 101+				Team's RPI: 278	
RPI	S	Opponent	Score	RPI	S	Opponent	Score	RPI	S	Opponent	Score	RPI	S	Opponent	Score		
				33	A	Duke	66 85	51	A	Arizona St.	69 74	126	A	Idaho	56 62		
				44	A	Oklahoma St.	52 70					288	A	Utah St.	61 69		
												297	A	Eastern Wash.	67 47		
												299	H	California Baptist	68 74		
												337	H	Seattle U	73 48		
												344	A	Utah Valley	88 61		
												350	H	Sacramento St.	80 62		
LAST 10 Division I																	
				297	A	Eastern Wash.	67 47	350	H	Sacramento St.	80 62						
				126	A	Idaho	56 62	344	A	Utah Valley	88 61						
				288	A	Utah St.	61 69	33	A	Duke	66 85						
				299	H	California Baptist	68 74	44	A	Oklahoma St.	52 70						
				51	A	Arizona St.	69 74	337	H	Seattle U	73 48						

Non-Div I Games: Arizona Christian 93 36 Montana Tech 83 57

Idaho St.

■ Loss,
■ Non-Conf,
■ S Site,
■ H Home
■ A Away
N Neutral

Average RPI Win:	285	WON-LOST	WINNING	LAST 10	STRENGTH OF	OPP. STRENGTH	TEAM	ADJ.	CONF.	ADJ CONF.
Average RPI Loss:	145	RECORD	PCT. RANK	GAMES	SCHEDULE	OF SCHEDULE	RPI	RPI	RPI	RPI
DIV. I ONLY	3- 8	277	3-7	160	303	279	279	15	15	
DIV. I NON-CONF.	2- 7	288	2-6	130	341	289	289	14	14	
TOTALS	RPI 1-25	RPI 26-50	W-L RECORDS	RPI 51-100	RPI 101-150	RPI 150+				
3- 8	0- 1	0- 0	OVERALL	0- 2	0- 2	3- 3				
2- 4	0- 0	0- 0	HOME	0- 1	0- 1	2- 2				
1- 3	0- 1	0- 0	AWAY	0- 1	0- 0	1- 1				
0- 1	0- 0	0- 0	NEUTRAL	0- 0	0- 1	0- 0				
2- 7	0- 1	0- 0	NON-CONFERENCE	0- 1	0- 2	2- 3				
1- 3	0- 0	0- 0	HOME	0- 0	0- 1	1- 2				
1- 3	0- 1	0- 0	AWAY	0- 1	0- 0	1- 1				
0- 1	0- 0	0- 0	NEUTRAL	0- 0	0- 1	0- 0				
1- 1	0- 0	0- 0	CONFERENCE	0- 1	0- 0	1- 0				
1- 1	0- 0	0- 0	HOME	0- 1	0- 0	1- 0				
0- 0	0- 0	0- 0	AWAY	0- 0	0- 0	0- 0				
0- 0	0- 0	0- 0	NEUTRAL	0- 0	0- 0	0- 0				

RPI 1-25				RPI 26-50				RPI 51-100				RPI 101+ Team's RPI: 279			
RPI	S	Opponent	Score	RPI	S	Opponent	Score	RPI	S	Opponent	Score	RPI	S	Opponent	Score
16	A	NC State	40 80					67	A	Wake Forest	55 65	110	N	North Carolina	45 85
								73	H	Drexel	72 73	130	H	Coastal Caro.	43 62
												209	H	Delaware	71 65
												243	A	Longwood	58 59
												257	H	Kennesaw St.	56 58
												262	H	Winthrop	63 75
												300	A	Presbyterian	70 60
												345	H	South Carolina St.	84 46
LAST 10 Division I															
209	H	Delaware	71 65	73	H	Drexel	72 73								
110	N	North Carolina	45 85	257	H	Kennesaw St.	56 58								
262	H	Winthrop	63 75	345	H	South Carolina St.	84 46								
130	H	Coastal Caro.	43 62	243	A	Longwood	58 59								
300	A	Presbyterian	70 60	16	A	NC State	40 80								

Non-Div I Games: Catawba 75 78 Mount Olive 75 67

UNCW

Loss, Non-Conf, S Site, H Home A Away N Neutral

Average RPI Win:	236	WON-LOST	WINNING	LAST 10	STRENGTH OF	OPP. STRENGTH	TEAM	ADJ.	CONF.	ADJ CONF.
Average RPI Loss:	176	RECORD	PCT. RANK	GAMES	SCHEDULE	OF SCHEDULE	RPI	RPI	RPI	RPI
DIV. I ONLY	5- 6	205	5-5	315	171	280	280	23	23	
DIV. I NON-CONF.	5- 4	140	5-3	265	234	173	173	22	22	
TOTALS	RPI 1-25	RPI 26-50	W-L RECORDS	RPI 51-100	RPI 101-150	RPI 150+				
5- 6	0- 0	0- 1	OVERALL	1- 1	0- 0	4- 4				
4- 2	0- 0	0- 0	HOME	1- 0	0- 0	3- 2				
1- 4	0- 0	0- 1	AWAY	0- 1	0- 0	1- 2				
0- 0	0- 0	0- 0	NEUTRAL	0- 0	0- 0	0- 0				
5- 4	0- 0	0- 1	NON-CONFERENCE	1- 1	0- 0	4- 2				
4- 0	0- 0	0- 0	HOME	1- 0	0- 0	3- 0				
1- 4	0- 0	0- 1	AWAY	0- 1	0- 0	1- 2				
0- 0	0- 0	0- 0	NEUTRAL	0- 0	0- 0	0- 0				
0- 2	0- 0	0- 0	CONFERENCE	0- 0	0- 0	0- 2				
0- 2	0- 0	0- 0	HOME	0- 0	0- 0	0- 2				
0- 0	0- 0	0- 0	AWAY	0- 0	0- 0	0- 0				
0- 0	0- 0	0- 0	NEUTRAL	0- 0	0- 0	0- 0				

RPI S	Opponent	Score	RPI S	Opponent	Score	RPI S	Opponent	Score	RPI S	Opponent	Score	Team's RPI: 280
38	A TCU	52 79	53	A Kansas	48 68	192	H Little Rock	66 78	204	A Dartmouth	61 51	
			94	H New Orleans	51 49	210	H Arkansas St.	53 56	239	H A&M-Corpus Christi	57 48	
						269	A Oral Roberts	57 63	296	A Morgan St.	62 72	
						318	H Alcorn	67 59	327	H UTSA	74 69	
LAST 10 Division I												
192	H Little Rock	66 78	210	H Arkansas St.	53 56							
318	H Alcorn	67 59	327	H UTSA	74 69							
38	A TCU	52 79	239	H A&M-Corpus Christi	57 48							
296	A Morgan St.	62 72	94	H New Orleans	51 49							
204	A Dartmouth	61 51	53	A Kansas	48 68							

Non-Div I Games: Texas Lutheran 72 31 Tex. Permian Basin 83 45

Texas St.

■ Loss,
 ■ Non-Conf,
 ■ S Site,
 ■ Home
 ■ A Away
 N Neutral

Average RPI Win:	228	WON-LOST	WINNING	LAST 10	STRENGTH OF	OPP. STRENGTH	TEAM	ADJ.	CONF.	ADJ CONF.
Average RPI Loss:	146	RECORD	PCT. RANK	GAMES	SCHEDULE	OF SCHEDULE	RPI	RPI	RPI	RPI
DIV. I ONLY	3- 12	307	2-8	91	300	281	281	12	12	
DIV. I NON-CONF.	3- 10	282	2-6	123	302	293	293	12	12	
TOTALS	RPI 1-25	RPI 26-50	W-L RECORDS	RPI 51-100	RPI 101-150	RPI 150+				
3- 12	0- 0	0- 0	OVERALL	0- 3	1- 5	2- 4				
2- 6	0- 0	0- 0	HOME	0- 2	0- 2	2- 2				
0- 5	0- 0	0- 0	AWAY	0- 1	0- 2	0- 2				
1- 1	0- 0	0- 0	NEUTRAL	0- 0	1- 1	0- 0				
3- 10	0- 0	0- 0	NON-CONFERENCE	0- 3	1- 3	2- 4				
2- 5	0- 0	0- 0	HOME	0- 2	0- 1	2- 2				
0- 4	0- 0	0- 0	AWAY	0- 1	0- 1	0- 2				
1- 1	0- 0	0- 0	NEUTRAL	0- 0	1- 1	0- 0				
0- 2	0- 0	0- 0	CONFERENCE	0- 0	0- 2	0- 0				
0- 1	0- 0	0- 0	HOME	0- 0	0- 1	0- 0				
0- 1	0- 0	0- 0	AWAY	0- 0	0- 1	0- 0				
0- 0	0- 0	0- 0	NEUTRAL	0- 0	0- 0	0- 0				

RPI 1-25				RPI 26-50				RPI 51-100				RPI 101+				Team's RPI: 281	
RPI	S	Opponent	Score	RPI	S	Opponent	Score	RPI	S	Opponent	Score	RPI	S	Opponent	Score		
								69	H	St. John's (NY)	56	68	122	A	Kent St.	58	81
								70	H	Buffalo	36	46	127	N	Wright St.	57	56
								89	A	Bucknell	60	68	128	N	Saint Mary's (CA)	57	72
													139	H	Massachusetts	52	62
													141	A	Fordham	53	79
													150	H	Cornell	42	70
													151	A	Binghamton	67	78
													177	H	Cleveland St.	62	65
													179	H	Akron	54	63
													264	H	Niagara	71	67
													294	H	Oakland	80	66
													332	A	Canisius	82	84
LAST 10 Division I																	
				141	A	Fordham	53	79	139	H	Massachusetts	52	62				
				150	H	Cornell	42	70	70	H	Buffalo	36	46				
				128	N	Saint Mary's (CA)	57	72	122	A	Kent St.	58	81				
				127	N	Wright St.	57	56	151	A	Binghamton	67	78				
				294	H	Oakland	80	66	177	H	Cleveland St.	62	65				

Non-Div I Games:

St. Bonaventure

■ Loss,
■ Non-Conf,
■ S Site,
■ H Home
■ A Away
N Neutral

Average RPI Win:	288	WON-LOST	WINNING	LAST 10	STRENGTH OF	OPP. STRENGTH	TEAM	ADJ.	CONF.	ADJ CONF.
Average RPI Loss:	161	RECORD	PCT. RANK	GAMES	SCHEDULE	OF SCHEDULE	RPI	RPI	RPI	RPI
DIV. I ONLY	4- 9	260	3-7	237	276	282	282	27	27	
DIV. I NON-CONF.	2- 7	288	1-5	209	177	279	279	27	27	
TOTALS	RPI 1-25	RPI 26-50	W-L RECORDS	RPI 51-100	RPI 101-150	RPI 150+				
4- 9	0- 0	0- 1	OVERALL	0- 1	0- 1	4- 6				
3- 2	0- 0	0- 0	HOME	0- 0	0- 1	3- 1				
1- 7	0- 0	0- 1	AWAY	0- 1	0- 0	1- 5				
0- 0	0- 0	0- 0	NEUTRAL	0- 0	0- 0	0- 0				
2- 7	0- 0	0- 1	NON-CONFERENCE	0- 1	0- 1	2- 4				
1- 2	0- 0	0- 0	HOME	0- 0	0- 1	1- 1				
1- 5	0- 0	0- 1	AWAY	0- 1	0- 0	1- 3				
0- 0	0- 0	0- 0	NEUTRAL	0- 0	0- 0	0- 0				
2- 2	0- 0	0- 0	CONFERENCE	0- 0	0- 0	2- 2				
2- 0	0- 0	0- 0	HOME	0- 0	0- 0	2- 0				
0- 2	0- 0	0- 0	AWAY	0- 0	0- 0	0- 2				
0- 0	0- 0	0- 0	NEUTRAL	0- 0	0- 0	0- 0				

RPI 1-25				RPI 26-50				RPI 51-100				RPI 101+				Team's RPI: 282	
RPI	S	Opponent	Score	RPI	S	Opponent	Score	RPI	S	Opponent	Score	RPI	S	Opponent	Score		
				33	A	Duke	57 93	99	A	UNC Greensboro	70 82	107	H	Davidson	63 73		
												159	A	Butler	52 74		
												181	A	Campbell	36 73		
												182	A	American	48 56		
												189	A	Norfolk St.	58 72		
												217	H	ETSU	80 62		
												233	H	Col. of Charleston	70 79		
												262	A	Winthrop	63 69		
												290	H	Radford	68 58		
												315	A	N.C. Central	78 58		
												330	H	USC Upstate	85 46		
LAST 10 Division I																	
				330	H	USC Upstate	85 46	290	H	Radford	68 58						
				262	A	Winthrop	63 69	107	H	Davidson	63 73						
				181	A	Campbell	36 73	315	A	N.C. Central	78 58						
				99	A	UNC Greensboro	70 82	189	A	Norfolk St.	58 72						
				159	A	Butler	52 74	182	A	American	48 56						

Non-Div I Games:

High Point

Loss, Non-Conf, S Site, H Home A Away N Neutral

Average RPI Win:	194	WON-LOST	WINNING	LAST 10	STRENGTH OF	OPP. STRENGTH	TEAM	ADJ.	CONF.	ADJ CONF.
Average RPI Loss:	149	RECORD	PCT. RANK	GAMES	SCHEDULE	OF SCHEDULE	RPI	RPI	RPI	RPI
DIV. I ONLY	3- 13	312	1-9	188	123	283	283	11	11	
DIV. I NON-CONF.	3- 9	279	1-5	207	136	275	275	11	11	
TOTALS	RPI 1-25	RPI 26-50	W-L RECORDS	RPI 51-100	RPI 101-150	RPI 150+				
3- 13	0- 1	0- 0	OVERALL	0- 3	1- 3	2- 6				
1- 6	0- 0	0- 0	HOME	0- 1	1- 1	0- 4				
2- 5	0- 1	0- 0	AWAY	0- 1	0- 1	2- 2				
0- 2	0- 0	0- 0	NEUTRAL	0- 1	0- 1	0- 0				
3- 9	0- 1	0- 0	NON-CONFERENCE	0- 2	1- 1	2- 5				
1- 4	0- 0	0- 0	HOME	0- 1	1- 0	0- 3				
2- 3	0- 1	0- 0	AWAY	0- 0	0- 0	2- 2				
0- 2	0- 0	0- 0	NEUTRAL	0- 1	0- 1	0- 0				
0- 4	0- 0	0- 0	CONFERENCE	0- 1	0- 2	0- 1				
0- 2	0- 0	0- 0	HOME	0- 0	0- 1	0- 1				
0- 2	0- 0	0- 0	AWAY	0- 1	0- 1	0- 0				
0- 0	0- 0	0- 0	NEUTRAL	0- 0	0- 0	0- 0				

RPI 1-25				RPI 26-50				RPI 51-100				RPI 101+ Team's RPI: 283			
RPI	S	Opponent	Score	RPI	S	Opponent	Score	RPI	S	Opponent	Score	RPI	S	Opponent	Score
7	A	UCLA	52 74					52	H	Yale	65 81	115	N	Providence	45 48
								81	N	Ball St.	72 77	128	A	Saint Mary's (CA)	70 86
								88	A	Pacific	67 76	133	H	BYU	44 59
												146	H	Hawaii	65 51
												186	A	New Mexico	73 72
												201	H	San Diego	59 67
												206	H	Georgetown	53 64
												215	H	Cal St. Fullerton	74 79
												224	A	Tulsa	56 75
												242	A	UC Irvine	65 80
												248	H	CSUN	54 56
												249	A	Long Beach St.	70 57
LAST 10 Division I															
		88	A	Pacific	67	76				128	A	Saint Mary's (CA)	70	86	
		201	H	San Diego	59	67				81	N	Ball St.	72	77	
		133	H	BYU	44	59				248	H	CSUN	54	56	
		115	N	Providence	45	48				52	H	Yale	65	81	
		186	A	New Mexico	73	72				206	H	Georgetown	53	64	

Non-Div I Games: Cal St. San B'dino 94 46

LMU (CA)

■ Loss,
■ Non-Conf, S Site,
■ Home
■ Away
N Neutral

Average RPI Win:	288	WON-LOST	WINNING	LAST 10	STRENGTH OF	OPP. STRENGTH	TEAM	ADJ.	CONF.	ADJ CONF.
Average RPI Loss:	138	RECORD	PCT. RANK	GAMES	SCHEDULE	OF SCHEDULE	RPI	RPI	RPI	RPI
DIV. I ONLY	4- 9	260	4-6	184	268	284	284	18	18	
DIV. I NON-CONF.	3- 8	268	3-5	171	291	292	292	18	18	
TOTALS	RPI 1-25	RPI 26-50	W-L RECORDS	RPI 51-100	RPI 101-150	RPI 150+				
4- 9	0- 1	0- 1	OVERALL	0- 2	0- 0	4- 5				
3- 4	0- 1	0- 1	HOME	0- 1	0- 0	3- 1				
0- 4	0- 0	0- 0	AWAY	0- 1	0- 0	0- 3				
1- 1	0- 0	0- 0	NEUTRAL	0- 0	0- 0	1- 1				
3- 8	0- 1	0- 1	NON-CONFERENCE	0- 1	0- 0	3- 5				
2- 3	0- 1	0- 1	HOME	0- 0	0- 0	2- 1				
0- 4	0- 0	0- 0	AWAY	0- 1	0- 0	0- 3				
1- 1	0- 0	0- 0	NEUTRAL	0- 0	0- 0	1- 1				
1- 1	0- 0	0- 0	CONFERENCE	0- 1	0- 0	1- 0				
1- 1	0- 0	0- 0	HOME	0- 1	0- 0	1- 0				
0- 0	0- 0	0- 0	AWAY	0- 0	0- 0	0- 0				
0- 0	0- 0	0- 0	NEUTRAL	0- 0	0- 0	0- 0				

RPI 1-25				RPI 26-50				RPI 51-100				RPI 101+ Team's RPI: 284			
RPI	S	Opponent	Score	RPI	S	Opponent	Score	RPI	S	Opponent	Score	RPI	S	Opponent	Score
17	H	Creighton	54 67	46	H	UNI	45 81	53	A	Kansas	48 63	161	N	VCU	66 74
								97	H	South Dakota St.	51 68	177	H	Cleveland St.	66 79
												202	A	Kansas St.	48 73
												216	A	Northern Ky.	40 57
												238	H	UMKC	57 53
												269	H	Oral Roberts	60 54
												277	A	Eastern Ill.	52 65
												296	H	Morgan St.	70 64
												347	N	Mississippi Val.	78 70
LAST 10 Division I															
97	H	South Dakota St.	51 68	269	H	Oral Roberts	60 54								
177	H	Cleveland St.	66 79	347	N	Mississippi Val.	78 70								
46	H	UNI	45 81	161	N	VCU	66 74								
277	A	Eastern Ill.	52 65	216	A	Northern Ky.	40 57								
238	H	UMKC	57 53	296	H	Morgan St.	70 64								

Non-Div I Games: Peru St. 92 58 Graceland (IA) 85 46

Omaha

Loss, Non-Conf, S Site, H Home A Away N Neutral

Average RPI Win:	231	WON-LOST	WINNING	LAST 10	STRENGTH OF	OPP. STRENGTH	TEAM	ADJ.	CONF.	ADJ CONF.
Average RPI Loss:	165	RECORD	PCT. RANK	GAMES	SCHEDULE	OF SCHEDULE	RPI	RPI	RPI	RPI
DIV. I ONLY	6- 9	225	3-7	235	234	285	285	18	18	
DIV. I NON-CONF.	5- 7	205	2-5	264	226	298	298	18	18	
TOTALS	RPI 1-25	RPI 26-50	W-L RECORDS	RPI 51-100	RPI 101-150	RPI 150+				
6- 9	0- 0	0- 2	OVERALL	0- 0	1- 2	5- 5				
6- 3	0- 0	0- 0	HOME	0- 0	1- 1	5- 2				
0- 4	0- 0	0- 2	AWAY	0- 0	0- 0	0- 2				
0- 2	0- 0	0- 0	NEUTRAL	0- 0	0- 1	0- 1				
5- 7	0- 0	0- 1	NON-CONFERENCE	0- 0	1- 1	4- 5				
5- 2	0- 0	0- 0	HOME	0- 0	1- 0	4- 2				
0- 3	0- 0	0- 1	AWAY	0- 0	0- 0	0- 2				
0- 2	0- 0	0- 0	NEUTRAL	0- 0	0- 1	0- 1				
1- 2	0- 0	0- 1	CONFERENCE	0- 0	0- 1	1- 0				
1- 1	0- 0	0- 0	HOME	0- 0	0- 1	1- 0				
0- 1	0- 0	0- 1	AWAY	0- 0	0- 0	0- 0				
0- 0	0- 0	0- 0	NEUTRAL	0- 0	0- 0	0- 0				

RPI S	Opponent	Score	RPI S	Opponent	Score	RPI S	Opponent	Score	RPI S	Opponent	Score	Team's RPI: 285
29	A Colorado	70 96	39	A South Dakota	61 104				124	H Northern Colo.	74 55	
									125	N Western Mich.	70 79	
									135	H North Dakota	82 90	
									160	H Southern Utah	81 73	
									175	A Lamar University	59 71	
									179	N Akron	72 88	
									211	H Wyoming	71 57	
									238	A UMKC	79 83	
									242	H UC Irvine	83 75	
									260	H Alabama A&M	83 86	
									303	H New Mexico St.	75 78	
									321	H North Dakota St.	91 82	
									326	H Cal Poly	96 66	
LAST 10 Division I												
135	H North Dakota	82 90	39	A South Dakota	61 104							
321	H North Dakota St.	91 82	29	A Colorado	70 96							
125	N Western Mich.	70 79	175	A Lamar University	59 71							
179	N Akron	72 88	124	H Northern Colo.	74 55							
160	H Southern Utah	81 73	260	H Alabama A&M	83 86							

Non-Div I Games: Colo. Christian 89 49

Denver

■ Loss,
 ■ Non-Conf, S Site,
 ■ Home
 ■ Away
 N Neutral

Average RPI Win:	278	WON-LOST	WINNING	LAST 10	STRENGTH OF	OPP. STRENGTH	TEAM	ADJ.	CONF.	ADJ CONF.
Average RPI Loss:	124	RECORD	PCT. RANK	GAMES	SCHEDULE	OF SCHEDULE	RPI	RPI	RPI	RPI
DIV. I ONLY	3- 9	282	3-7	133	261	286	286	20	20	
DIV. I NON-CONF.	2- 8	295	2-6	119	191	283	283	21	21	
TOTALS	RPI 1-25	RPI 26-50	W-L RECORDS	RPI 51-100	RPI 101-150	RPI 150+				
3- 9	0- 1	0- 1	OVERALL	0- 2	0- 1	3- 4				
3- 3	0- 0	0- 0	HOME	0- 1	0- 0	3- 2				
0- 6	0- 1	0- 1	AWAY	0- 1	0- 1	0- 2				
0- 0	0- 0	0- 0	NEUTRAL	0- 0	0- 0	0- 0				
2- 8	0- 1	0- 1	NON-CONFERENCE	0- 2	0- 1	2- 3				
2- 2	0- 0	0- 0	HOME	0- 1	0- 0	2- 1				
0- 6	0- 1	0- 1	AWAY	0- 1	0- 1	0- 2				
0- 0	0- 0	0- 0	NEUTRAL	0- 0	0- 0	0- 0				
1- 1	0- 0	0- 0	CONFERENCE	0- 0	0- 0	1- 1				
1- 1	0- 0	0- 0	HOME	0- 0	0- 0	1- 1				
0- 0	0- 0	0- 0	AWAY	0- 0	0- 0	0- 0				
0- 0	0- 0	0- 0	NEUTRAL	0- 0	0- 0	0- 0				

RPI 1-25				RPI 26-50				RPI 51-100				RPI 101+ Team's RPI: 286			
RPI	S	Opponent	Score	RPI	S	Opponent	Score	RPI	S	Opponent	Score	RPI	S	Opponent	Score
21	A	Kentucky	54 79	37	A	Baylor	47 94	86	A	Michigan St.	48 93	119	A	Dayton	41 58
								90	H	N.C. A&T	56 74	169	A	Valparaiso	53 55
												176	A	Bowling Green	65 79
												190	H	Tennessee Tech	55 75
												221	H	Saint Francis (PA)	65 54
												230	H	Stetson	55 58
												290	H	Radford	73 62
												324	H	Jacksonville St.	67 48
LAST 10 Division I															
324	H	Jacksonville St.	67 48	190	H	Tennessee Tech	55 75	290	H	Radford	73 62	90	H	N.C. A&T	56 74
37	A	Baylor	47 94	21	A	Kentucky	54 79	221	H	Saint Francis (PA)	65 54				
169	A	Valparaiso	53 55												
86	A	Michigan St.	48 93												
119	A	Dayton	41 58												

Average RPI Win:	293	WON-LOST	WINNING	LAST 10	STRENGTH OF	OPP. STRENGTH	TEAM	ADJ.	CONF.	ADJ CONF.
Average RPI Loss:	153	RECORD	PCT. RANK	GAMES	SCHEDULE	OF SCHEDULE	RPI	RPI	RPI	RPI
DIV. I ONLY	4- 8	244	4-6	236	281	287	287	31	31	
DIV. I NON-CONF.	3- 7	252	3-5	148	215	239	239	30	30	
TOTALS	RPI 1-25	RPI 26-50	W-L RECORDS	RPI 51-100	RPI 101-150	RPI 150+				
4- 8	0- 1	0- 1	OVERALL	0- 3	0- 0	4- 3				
3- 2	0- 0	0- 0	HOME	0- 1	0- 0	3- 1				
1- 4	0- 1	0- 1	AWAY	0- 1	0- 0	1- 1				
0- 2	0- 0	0- 0	NEUTRAL	0- 1	0- 0	0- 1				
3- 7	0- 1	0- 1	NON-CONFERENCE	0- 3	0- 0	3- 2				
2- 1	0- 0	0- 0	HOME	0- 1	0- 0	2- 0				
1- 4	0- 1	0- 1	AWAY	0- 1	0- 0	1- 1				
0- 2	0- 0	0- 0	NEUTRAL	0- 1	0- 0	0- 1				
1- 1	0- 0	0- 0	CONFERENCE	0- 0	0- 0	1- 1				
1- 1	0- 0	0- 0	HOME	0- 0	0- 0	1- 1				
0- 0	0- 0	0- 0	AWAY	0- 0	0- 0	0- 0				
0- 0	0- 0	0- 0	NEUTRAL	0- 0	0- 0	0- 0				

RPI 1-25				RPI 26-50				RPI 51-100				RPI 101+ Team's RPI: 287			
RPI	S	Opponent	Score	RPI	S	Opponent	Score	RPI	S	Opponent	Score	RPI	S	Opponent	Score
18	A	Princeton	44 76	32	A	Marquette	71 92	83	H	Stony Brook	73 86	253	H	Loyola Maryland	89 78
								87	A	Boston College	69 106	265	H	Army West Point	70 64
								88	N	Pacific	62 71	273	N	Ga. Southern	47 78
												305	A	Albany (NY)	49 41
												309	A	NJIT	69 88
												331	H	Fairleigh Dickinson	57 62
												348	H	LIU Brooklyn	88 63
LAST 10 Division I															
331	H	Fairleigh Dickinson	57 62	348	H	LIU Brooklyn	88 63								
273	N	Ga. Southern	47 78	309	A	NJIT	69 88								
88	N	Pacific	62 71	253	H	Loyola Maryland	89 78								
305	A	Albany (NY)	49 41	265	H	Army West Point	70 64								
18	A	Princeton	44 76	87	A	Boston College	69 106								

Non-Div I Games: East Stroudsburg 84 62

St. Francis Brooklyn

■ Loss,
 ■ Non-Conf,
 ■ S Site,
 ■ Home
 ■ A Away
 N Neutral

Average RPI Win:	273	WON-LOST	WINNING	LAST 10	STRENGTH OF	OPP. STRENGTH	TEAM	ADJ.	CONF.	ADJ CONF.
Average RPI Loss:	182	RECORD	PCT. RANK	GAMES	SCHEDULE	OF SCHEDULE	RPI	RPI	RPI	RPI
DIV. I ONLY	4- 11	279	2-8	182	314	288	288	22	22	
DIV. I NON-CONF.	4- 6	212	2-3	131	298	190	190	25	25	
TOTALS	RPI 1-25	RPI 26-50	W-L RECORDS	RPI 51-100	RPI 101-150	RPI 150+				
4- 11	0- 2	0- 0	OVERALL	0- 0	0- 2	4- 7				
3- 4	0- 0	0- 0	HOME	0- 0	0- 0	3- 4				
1- 7	0- 2	0- 0	AWAY	0- 0	0- 2	1- 3				
0- 0	0- 0	0- 0	NEUTRAL	0- 0	0- 0	0- 0				
4- 6	0- 2	0- 0	NON-CONFERENCE	0- 0	0- 1	4- 3				
3- 1	0- 0	0- 0	HOME	0- 0	0- 0	3- 1				
1- 5	0- 2	0- 0	AWAY	0- 0	0- 1	1- 2				
0- 0	0- 0	0- 0	NEUTRAL	0- 0	0- 0	0- 0				
0- 5	0- 0	0- 0	CONFERENCE	0- 0	0- 1	0- 4				
0- 3	0- 0	0- 0	HOME	0- 0	0- 0	0- 3				
0- 2	0- 0	0- 0	AWAY	0- 0	0- 1	0- 1				
0- 0	0- 0	0- 0	NEUTRAL	0- 0	0- 0	0- 0				

RPI 1-25				RPI 26-50				RPI 51-100				RPI 101+ Team's RPI: 288			
RPI	S	Opponent	Score	RPI	S	Opponent	Score	RPI	S	Opponent	Score	RPI	S	Opponent	Score
5	A	Oregon St.	46 75									116	A	Fresno St.	64 76
15	A	Oregon	52 109									133	A	BYU	50 67
												158	H	Portland	64 70
												193	H	San Jose St.	61 76
												215	A	Cal St. Fullerton	62 83
												218	H	UNLV	46 60
												227	H	North Texas	66 55
												249	A	Long Beach St.	56 48
												278	H	Idaho St.	69 61
												291	A	San Diego St.	62 66
												312	H	Air Force	45 62
												337	H	Seattle U	70 63
												344	A	Utah Valley	49 57
LAST 10 Division I															
291	A	San Diego St.	62 66	312	H	Air Force	45 62								
218	H	UNLV	46 60	5	A	Oregon St.	46 75								
344	A	Utah Valley	49 57	116	A	Fresno St.	64 76								
278	H	Idaho St.	69 61	193	H	San Jose St.	61 76								
227	H	North Texas	66 55	133	A	BYU	50 67								

Non-Div I Games: Dixie St. 61 49

Utah St.

Average RPI Win:	316	WON-LOST	WINNING	LAST 10	STRENGTH OF	OPP. STRENGTH	TEAM	ADJ.	CONF.	ADJ CONF.
Average RPI Loss:	165	RECORD	PCT. RANK	GAMES	SCHEDULE	OF SCHEDULE	RPI	RPI	RPI	RPI
DIV. I ONLY	5- 9	239	4-6	259	321	289	289	28	28	
DIV. I NON-CONF.	5- 7	205	4-4	292	307	294	294	29	29	
TOTALS	RPI 1-25	RPI 26-50	W-L RECORDS	RPI 51-100	RPI 101-150	RPI 150+				
5- 9	0- 0	0- 1	OVERALL	0- 2	0- 1	5- 5				
4- 2	0- 0	0- 0	HOME	0- 0	0- 1	4- 1				
1- 7	0- 0	0- 1	AWAY	0- 2	0- 0	1- 4				
0- 0	0- 0	0- 0	NEUTRAL	0- 0	0- 0	0- 0				
5- 7	0- 0	0- 1	NON-CONFERENCE	0- 1	0- 1	5- 4				
4- 2	0- 0	0- 0	HOME	0- 0	0- 1	4- 1				
1- 5	0- 0	0- 1	AWAY	0- 1	0- 0	1- 3				
0- 0	0- 0	0- 0	NEUTRAL	0- 0	0- 0	0- 0				
0- 2	0- 0	0- 0	CONFERENCE	0- 1	0- 0	0- 1				
0- 0	0- 0	0- 0	HOME	0- 0	0- 0	0- 0				
0- 2	0- 0	0- 0	AWAY	0- 1	0- 0	0- 1				
0- 0	0- 0	0- 0	NEUTRAL	0- 0	0- 0	0- 0				

RPI 1-25				RPI 26-50				RPI 51-100				RPI 101+ Team's RPI: 289			
RPI	S	Opponent	Score	RPI	S	Opponent	Score	RPI	S	Opponent	Score	RPI	S	Opponent	Score
				48	A	Minnesota	58 90	83	A	Stony Brook	49 67	139	H	Massachusetts	49 83
								95	A	Loyola Chicago	76 78	196	A	Merrimack	53 78
												198	A	Rhode Island	74 77
												204	A	Dartmouth	55 72
												221	H	Saint Francis (PA)	69 73
												275	H	Navy	64 56
												305	A	Albany (NY)	49 58
												309	H	NJIT	65 59
												317	H	Bryant	71 66
												332	H	Canisius	76 53
												348	A	LIU Brooklyn	73 62
LAST 10 Division I															
				305	A	Albany (NY)	49 58					83	A	Stony Brook	49 67
				196	A	Merrimack	53 78					221	H	Saint Francis (PA)	69 73
				348	A	LIU Brooklyn	73 62					139	H	Massachusetts	49 83
				309	H	NJIT	65 59					198	A	Rhode Island	74 77
				332	H	Canisius	76 53					275	H	Navy	64 56

Non-Div I Games: Norwich 86 40

Vermont

Average RPI Win:	301	WON-LOST	WINNING	LAST 10	STRENGTH OF	OPP. STRENGTH	TEAM	ADJ.	CONF.	ADJ CONF.
Average RPI Loss:	145	RECORD	PCT. RANK	GAMES	SCHEDULE	OF SCHEDULE	RPI	RPI	RPI	RPI
DIV. I ONLY	4- 8	244	3-7	314	130	290	290	27	27	
DIV. I NON-CONF.	2- 7	288	1-6	219	90	251	251	27	27	
TOTALS	RPI 1-25	RPI 26-50	W-L RECORDS	RPI 51-100	RPI 101-150	RPI 150+				
4- 8	0- 2	0- 0	OVERALL	0- 2	0- 0	4- 4				
2- 2	0- 0	0- 0	HOME	0- 0	0- 0	2- 2				
2- 6	0- 2	0- 0	AWAY	0- 2	0- 0	2- 2				
0- 0	0- 0	0- 0	NEUTRAL	0- 0	0- 0	0- 0				
2- 7	0- 2	0- 0	NON-CONFERENCE	0- 2	0- 0	2- 3				
0- 2	0- 0	0- 0	HOME	0- 0	0- 0	0- 2				
2- 5	0- 2	0- 0	AWAY	0- 2	0- 0	2- 1				
0- 0	0- 0	0- 0	NEUTRAL	0- 0	0- 0	0- 0				
2- 1	0- 0	0- 0	CONFERENCE	0- 0	0- 0	2- 1				
2- 0	0- 0	0- 0	HOME	0- 0	0- 0	2- 0				
0- 1	0- 0	0- 0	AWAY	0- 0	0- 0	0- 1				
0- 0	0- 0	0- 0	NEUTRAL	0- 0	0- 0	0- 0				

RPI 1-25				RPI 26-50				RPI 51-100				RPI 101+ Team's RPI: 290			
RPI	S	Opponent	Score	RPI	S	Opponent	Score	RPI	S	Opponent	Score	RPI	S	Opponent	Score
22	A	West Virginia	37 74					60	A	Vanderbilt	46 80	182	H	American	55 59
24	A	Ohio St.	57 70					79	A	Alabama	51 85	217	A	ETSU	67 43
												223	H	Mt. St. Mary's	58 75
												282	A	High Point	58 68
												286	A	Morehead St.	62 73
												300	H	Presbyterian	54 42
												343	H	Charleston So.	72 35
												345	A	South Carolina St.	60 45
LAST 10 Division I															
343	H	Charleston So.	72 35	282	A	High Point	58 68								
300	H	Presbyterian	54 42	286	A	Morehead St.	62 73								
79	A	Alabama	51 85	223	H	Mt. St. Mary's	58 75								
182	H	American	55 59	217	A	ETSU	67 43								
24	A	Ohio St.	57 70	22	A	West Virginia	37 74								

Non-Div I Games:

Radford

Average RPI Win:	328	WON-LOST	WINNING	LAST 10	STRENGTH OF	OPP. STRENGTH	TEAM	ADJ.	CONF.	ADJ CONF.
Average RPI Loss:	129	RECORD	PCT. RANK	GAMES	SCHEDULE	OF SCHEDULE	RPI	RPI	RPI	RPI
DIV. I ONLY	3- 9	282	2-8	226	190	292	292	20	20	
DIV. I NON-CONF.	2- 8	295	1-7	157	216	303	303	21	21	
TOTALS	RPI 1-25	RPI 26-50	W-L RECORDS	RPI 51-100	RPI 101-150	RPI 150+				
3- 9	0- 0	0- 0	OVERALL	0- 5	0- 1	3- 3				
2- 3	0- 0	0- 0	HOME	0- 3	0- 0	2- 0				
1- 5	0- 0	0- 0	AWAY	0- 2	0- 1	1- 2				
0- 1	0- 0	0- 0	NEUTRAL	0- 0	0- 0	0- 1				
2- 8	0- 0	0- 0	NON-CONFERENCE	0- 5	0- 0	2- 3				
2- 3	0- 0	0- 0	HOME	0- 3	0- 0	2- 0				
0- 4	0- 0	0- 0	AWAY	0- 2	0- 0	0- 2				
0- 1	0- 0	0- 0	NEUTRAL	0- 0	0- 0	0- 1				
1- 1	0- 0	0- 0	CONFERENCE	0- 0	0- 1	1- 0				
0- 0	0- 0	0- 0	HOME	0- 0	0- 0	0- 0				
1- 1	0- 0	0- 0	AWAY	0- 0	0- 1	1- 0				
0- 0	0- 0	0- 0	NEUTRAL	0- 0	0- 0	0- 0				

RPI 1-25				RPI 26-50				RPI 51-100				RPI 101+				Team's RPI: 292	
RPI	S	Opponent	Score	RPI	S	Opponent	Score	RPI	S	Opponent	Score	RPI	S	Opponent	Score		
								59	H	Southern Ill.	67	103	104	A	Belmont	48	69
								63	A	Nebraska	49	63	178	A	Missouri	51	68
								68	H	Saint Louis	35	68	194	N	North Ala.	67	85
								82	A	Illinois St.	53	74	314	H	Purdue Fort Wayne	57	53
								95	H	Loyola Chicago	50	63	319	A	Georgia St.	73	74
													333	H	Evansville	85	74
													336	A	Tennessee St.	76	63
LAST 10 Division I																	
				104	A	Belmont	48	69	336	A	Tennessee St.	76	63				
				319	A	Georgia St.	73	74	314	H	Purdue Fort Wayne	57	53				
				194	N	North Ala.	67	85	178	A	Missouri	51	68				
				82	A	Illinois St.	53	74	68	H	Saint Louis	35	68				
				95	H	Loyola Chicago	50	63	63	A	Nebraska	49	63				

Non-Div I Games: Quincy

65 70

SIUE

Average RPI Win:	306	WON-LOST	WINNING	LAST 10	STRENGTH OF	OPP. STRENGTH	TEAM	ADJ.	CONF.	ADJ CONF.
Average RPI Loss:	127	RECORD	PCT. RANK	GAMES	SCHEDULE	OF SCHEDULE	RPI	RPI	RPI	RPI
DIV. I ONLY	3- 11	300	1-9	143	251	293	293	3	3	
DIV. I NON-CONF.	3- 8	268	1-6	177	297	301	301	2	2	
TOTALS	RPI 1-25	RPI 26-50	W-L RECORDS	RPI 51-100	RPI 101-150	RPI 150+				
3- 11	0- 0	0- 0	OVERALL	0- 4	0- 4	3- 3				
2- 6	0- 0	0- 0	HOME	0- 3	0- 1	2- 2				
0- 4	0- 0	0- 0	AWAY	0- 1	0- 2	0- 1				
1- 1	0- 0	0- 0	NEUTRAL	0- 0	0- 1	1- 0				
3- 8	0- 0	0- 0	NON-CONFERENCE	0- 2	0- 3	3- 3				
2- 4	0- 0	0- 0	HOME	0- 1	0- 1	2- 2				
0- 3	0- 0	0- 0	AWAY	0- 1	0- 1	0- 1				
1- 1	0- 0	0- 0	NEUTRAL	0- 0	0- 1	1- 0				
0- 3	0- 0	0- 0	CONFERENCE	0- 2	0- 1	0- 0				
0- 2	0- 0	0- 0	HOME	0- 2	0- 0	0- 0				
0- 1	0- 0	0- 0	AWAY	0- 0	0- 1	0- 0				
0- 0	0- 0	0- 0	NEUTRAL	0- 0	0- 0	0- 0				

RPI 1-25				RPI 26-50				RPI 51-100				RPI 101+ Team's RPI: 293			
RPI	S	Opponent	Score	RPI	S	Opponent	Score	RPI	S	Opponent	Score	RPI	S	Opponent	Score
								55	A	UCF	58 74	110	A	North Carolina	62 70
								83	H	Stony Brook	56 59	120	H	Duquesne	62 81
								87	H	Boston College	70 79	121	N	Ohio	50 72
								100	H	Notre Dame	52 60	144	A	Cincinnati	53 69
												163	H	Miami (OH)	71 80
												206	H	Georgetown	56 66
												208	A	Penn St.	73 78
												250	N	Ole Miss	58 50
												331	H	Fairleigh Dickinson	69 60
												338	H	Central Conn. St.	81 73
LAST 10 Division I															
				100	H	Notre Dame	52 60			87	H	Boston College	70 79		
				110	A	North Carolina	62 70			208	A	Penn St.	73 78		
				144	A	Cincinnati	53 69			250	N	Ole Miss	58 50		
				163	H	Miami (OH)	71 80			121	N	Ohio	50 72		
				83	H	Stony Brook	56 59			120	H	Duquesne	62 81		

Non-Div I Games:

Pittsburgh

Average RPI Win:	328	WON-LOST	WINNING	LAST 10	STRENGTH OF	OPP. STRENGTH	TEAM	ADJ.	CONF.	ADJ CONF.
Average RPI Loss:	157	RECORD	PCT. RANK	GAMES	SCHEDULE	OF SCHEDULE	RPI	RPI	RPI	RPI
DIV. I ONLY	4- 8	244	3-7	334	214	294	294	17	17	
DIV. I NON-CONF.	3- 6	235	2-5	313	224	290	290	17	17	
TOTALS	RPI 1-25	RPI 26-50	W-L RECORDS	RPI 51-100	RPI 101-150	RPI 150+				
4- 8	0- 0	0- 2	OVERALL	0- 2	0- 1	4- 3				
0- 2	0- 0	0- 1	HOME	0- 0	0- 1	0- 0				
3- 6	0- 0	0- 1	AWAY	0- 2	0- 0	3- 3				
1- 0	0- 0	0- 0	NEUTRAL	0- 0	0- 0	1- 0				
3- 6	0- 0	0- 2	NON-CONFERENCE	0- 1	0- 1	3- 2				
0- 2	0- 0	0- 1	HOME	0- 0	0- 1	0- 0				
2- 4	0- 0	0- 1	AWAY	0- 1	0- 0	2- 2				
1- 0	0- 0	0- 0	NEUTRAL	0- 0	0- 0	1- 0				
1- 2	0- 0	0- 0	CONFERENCE	0- 1	0- 0	1- 1				
0- 0	0- 0	0- 0	HOME	0- 0	0- 0	0- 0				
1- 2	0- 0	0- 0	AWAY	0- 1	0- 0	1- 1				
0- 0	0- 0	0- 0	NEUTRAL	0- 0	0- 0	0- 0				

RPI S	Opponent	Score	RPI S	Opponent	Score	RPI S	Opponent	Score	RPI S	Opponent	Score	Team's RPI: 294
34	H Central Mich.	47 65	76	A IUPUI	41 76	137	H Bradley	58 74				
42	A Michigan	64 79	86	A Michigan St.	56 76	264	A Niagara	63 77				
						281	A St. Bonaventure	66 80				
						320	A Detroit Mercy	71 57				
						323	A FIU	58 49				
						324	N Jacksonville St.	61 55				
						334	A UIC	64 70				
						346	A Chicago St.	98 70				
LAST 10 Division I												
76	A IUPUI	41 76	334	A UIC	64 70							
320	A Detroit Mercy	71 57	324	N Jacksonville St.	61 55							
34	H Central Mich.	47 65	323	A FIU	58 49							
281	A St. Bonaventure	66 80	264	A Niagara	63 77							
42	A Michigan	64 79	86	A Michigan St.	56 76							

Non-Div I Games: Lourdes 72 53 Concordia (MI) 76 42

Oakland

Loss, Non-Conf, S Site, H Home A Away N Neutral

UMES				STRENGTH OF SCHEDULE	OPP. STRENGTH OF SCHEDULE	TEAM RPI	ADJ. RPI	CONF. RPI	ADJ CONF. RPI
Average RPI Win:	223	WON-LOST RECORD	WINNING PCT. RANK						
Average RPI Loss:	126		LAST 10 GAMES						
DIV. I ONLY	1- 11	333	1-9	100	148	295	295	30	30
DIV. I NON-CONF.	1- 10	329	1-8	107	122	302	302	31	31

TOTALS	RPI 1-25	RPI 26-50	W-L RECORDS	RPI 51-100	RPI 101-150	RPI 150+			
1- 11	0- 1	0- 2	OVERALL	0- 2	0- 2	1- 4			
1- 4	0- 0	0- 0	HOME	0- 0	0- 1	1- 3			
0- 7	0- 1	0- 2	AWAY	0- 2	0- 1	0- 1			
0- 0	0- 0	0- 0	NEUTRAL	0- 0	0- 0	0- 0			
1- 10	0- 1	0- 2	NON-CONFERENCE	0- 2	0- 2	1- 3			
1- 3	0- 0	0- 0	HOME	0- 0	0- 1	1- 2			
0- 7	0- 1	0- 2	AWAY	0- 2	0- 1	0- 1			
0- 0	0- 0	0- 0	NEUTRAL	0- 0	0- 0	0- 0			
0- 1	0- 0	0- 0	CONFERENCE	0- 0	0- 0	0- 1			
0- 1	0- 0	0- 0	HOME	0- 0	0- 0	0- 1			
0- 0	0- 0	0- 0	AWAY	0- 0	0- 0	0- 0			
0- 0	0- 0	0- 0	NEUTRAL	0- 0	0- 0	0- 0			

RPI 1-25				RPI 26-50				RPI 51-100				RPI 101+ Team's RPI: 295			
RPI	S	Opponent	Score	RPI	S	Opponent	Score	RPI	S	Opponent	Score	RPI	S	Opponent	Score
19	A	Virginia Tech	43 86	45	A	Charlotte	44 64	58	A	Syracuse	50 65	113	H	Richmond	52 64
				50	A	Old Dominion	39 48	99	A	UNC Greensboro	48 86	123	A	William & Mary	50 78
												195	H	Howard	58 79
												206	H	Georgetown	39 57
												223	H	Mt. St. Mary's	78 76
												236	A	East Carolina	42 57
												243	H	Longwood	62 71

LAST 10 Division I															
45	A	Charlotte	44 64	195	H	Howard	58 79								
206	H	Georgetown	39 57	113	H	Richmond	52 64								
243	H	Longwood	62 71	236	A	East Carolina	42 57								
223	H	Mt. St. Mary's	78 76	19	A	Virginia Tech	43 86								
50	A	Old Dominion	39 48	99	A	UNC Greensboro	48 86								

Non-Div I Games: Greensboro 65 48 Wesley 75 29

UMES

■ Loss,
 ■ Non-Conf,
 ■ S Site,
 ■ H Home
 ■ A Away
 N Neutral

Average RPI Win:	308	WON-LOST	WINNING	LAST 10	STRENGTH OF	OPP. STRENGTH	TEAM	ADJ.	CONF.	ADJ CONF.
Average RPI Loss:	187	RECORD	PCT. RANK	GAMES	SCHEDULE	OF SCHEDULE	RPI	RPI	RPI	RPI
DIV. I ONLY	3- 10	292	3-7	256	316	296	296	30	30	
DIV. I NON-CONF.	2- 9	304	2-6	173	328	291	291	31	31	
TOTALS	RPI 1-25	RPI 26-50	W-L RECORDS	RPI 51-100	RPI 101-150	RPI 150+				
3- 10	0- 0	0- 2	OVERALL	0- 2	0- 0	3- 6				
2- 0	0- 0	0- 0	HOME	0- 0	0- 0	2- 0				
1- 8	0- 0	0- 2	AWAY	0- 1	0- 0	1- 5				
0- 2	0- 0	0- 0	NEUTRAL	0- 1	0- 0	0- 1				
2- 9	0- 0	0- 2	NON-CONFERENCE	0- 2	0- 0	2- 5				
1- 0	0- 0	0- 0	HOME	0- 0	0- 0	1- 0				
1- 7	0- 0	0- 2	AWAY	0- 1	0- 0	1- 4				
0- 2	0- 0	0- 0	NEUTRAL	0- 1	0- 0	0- 1				
1- 1	0- 0	0- 0	CONFERENCE	0- 0	0- 0	1- 1				
1- 0	0- 0	0- 0	HOME	0- 0	0- 0	1- 0				
0- 1	0- 0	0- 0	AWAY	0- 0	0- 0	0- 1				
0- 0	0- 0	0- 0	NEUTRAL	0- 0	0- 0	0- 0				

RPI S	Opponent	Score	RPI S	Opponent	Score	RPI S	Opponent	Score	RPI S	Opponent	Score	Team's RPI: 296
32	A Marquette	48 70	63	A Nebraska	55 78	179	N Akron	45 52				
42	A Michigan	48 80	83	N Stony Brook	56 63	232	A Delaware St.	61 69				
						280	H Texas St.	72 62				
						284	A Omaha	64 70				
						298	A Marshall	57 52				
						304	A UMBC	63 65				
						325	A Saint Peter's	77 78				
						329	A Hofstra	39 51				
						345	H South Carolina St.	77 47				
LAST 10 Division I												
232	A Delaware St.	61 69	345	H South Carolina St.	77 47							
179	N Akron	45 52	329	A Hofstra	39 51							
83	N Stony Brook	56 63	42	A Michigan	48 80							
280	H Texas St.	72 62	325	A Saint Peter's	77 78							
304	A UMBC	63 65	298	A Marshall	57 52							

Non-Div I Games: Washington Adventis84 52 Notre Dame (MD) 113 34

Morgan St.

Loss, Non-Conf, S Site, H Home A Away N Neutral

Average RPI Win:	301	WON-LOST	WINNING	LAST 10	STRENGTH OF	OPP. STRENGTH	TEAM	ADJ.	CONF.	ADJ CONF.
Average RPI Loss:	159	RECORD	PCT. RANK	GAMES	SCHEDULE	OF SCHEDULE	RPI	RPI	RPI	RPI
DIV. I ONLY	1- 10	330	1-9	90	279	297	297	21	21	
DIV. I NON-CONF.	0- 8	338	0-7	19	218	274	274	19	19	
TOTALS	RPI 1-25	RPI 26-50	W-L RECORDS	RPI 51-100	RPI 101-150	RPI 150+				
1- 10	0- 2	0- 0	OVERALL	0- 0	0- 2	1- 6				
1- 3	0- 0	0- 0	HOME	0- 0	0- 1	1- 2				
0- 6	0- 2	0- 0	AWAY	0- 0	0- 0	0- 4				
0- 1	0- 0	0- 0	NEUTRAL	0- 0	0- 1	0- 0				
0- 8	0- 2	0- 0	NON-CONFERENCE	0- 0	0- 2	0- 4				
0- 2	0- 0	0- 0	HOME	0- 0	0- 1	0- 1				
0- 5	0- 2	0- 0	AWAY	0- 0	0- 0	0- 3				
0- 1	0- 0	0- 0	NEUTRAL	0- 0	0- 1	0- 0				
1- 2	0- 0	0- 0	CONFERENCE	0- 0	0- 0	1- 2				
1- 1	0- 0	0- 0	HOME	0- 0	0- 0	1- 1				
0- 1	0- 0	0- 0	AWAY	0- 0	0- 0	0- 1				
0- 0	0- 0	0- 0	NEUTRAL	0- 0	0- 0	0- 0				

RPI 1-25				RPI 26-50				RPI 51-100				RPI 101+ Team's RPI: 297			
RPI	S	Opponent	Score	RPI	S	Opponent	Score	RPI	S	Opponent	Score	RPI	S	Opponent	Score
6	A	Stanford	27 92									109	H	Boise St.	61 63
8	A	Gonzaga	44 84									137	N	Bradley	46 66
												164	A	Utah	49 87
												193	A	San Jose St.	66 84
												199	A	Portland St.	58 75
												238	A	UMKC	55 66
												261	H	Pepperdine	52 53
												278	H	Idaho St.	47 67
												301	H	Weber St.	63 53
LAST 10 Division I															
				278	H	Idaho St.	47 67	199	A	Portland St.	58 75				
				301	H	Weber St.	63 53	261	H	Pepperdine	52 53				
				137	N	Bradley	46 66	8	A	Gonzaga	44 84				
				238	A	UMKC	55 66	164	A	Utah	49 87				
				109	H	Boise St.	61 63	193	A	San Jose St.	66 84				

Non-Div I Games: Northwest Chrst. 81 62

Eastern Wash.

Average RPI Win:	257	WON-LOST	WINNING	LAST 10	STRENGTH OF	OPP. STRENGTH	TEAM	ADJ.	CONF.	ADJ CONF.
Average RPI Loss:	200	RECORD	PCT. RANK	GAMES	SCHEDULE	OF SCHEDULE	RPI	RPI	RPI	RPI
DIV. I ONLY	4- 7	234	3-7	332	212	298	298	13	13	
DIV. I NON-CONF.	3- 6	235	2-6	344	201	328	328	16	16	
TOTALS	RPI 1-25	RPI 26-50	W-L RECORDS	RPI 51-100	RPI 101-150	RPI 150+				
4- 7	0- 0	0- 1	OVERALL	0- 0	0- 1	4- 5				
2- 2	0- 0	0- 0	HOME	0- 0	0- 0	2- 2				
2- 5	0- 0	0- 1	AWAY	0- 0	0- 1	2- 3				
0- 0	0- 0	0- 0	NEUTRAL	0- 0	0- 0	0- 0				
3- 6	0- 0	0- 1	NON-CONFERENCE	0- 0	0- 1	3- 4				
2- 2	0- 0	0- 0	HOME	0- 0	0- 0	2- 2				
1- 4	0- 0	0- 1	AWAY	0- 0	0- 1	1- 2				
0- 0	0- 0	0- 0	NEUTRAL	0- 0	0- 0	0- 0				
1- 1	0- 0	0- 0	CONFERENCE	0- 0	0- 0	1- 1				
0- 0	0- 0	0- 0	HOME	0- 0	0- 0	0- 0				
1- 1	0- 0	0- 0	AWAY	0- 0	0- 0	1- 1				
0- 0	0- 0	0- 0	NEUTRAL	0- 0	0- 0	0- 0				

RPI 1-25			RPI 26-50			RPI 51-100			RPI 101+			Team's RPI: 298
RPI	S	Opponent	Score	RPI	S	Opponent	Score	RPI	S	Opponent	Score	
				40	A	Rutgers	41 66					
								121	A	Ohio	51 67	
								176	H	Bowling Green	69 82	
								188	A	Rice	43 81	
								189	H	Norfolk St.	75 69	
								227	A	North Texas	68 59	
								245	A	Towson	56 59	
								271	A	Indiana St.	72 60	
								296	H	Morgan St.	52 57	
								333	A	Evansville	62 66	
								339	H	Coppin St.	60 47	
LAST 10 Division I												
				188	A	Rice	43 81	227	A	North Texas	68 59	
				245	A	Towson	56 59	333	A	Evansville	62 66	
				40	A	Rutgers	41 66	296	H	Morgan St.	52 57	
				176	H	Bowling Green	69 82	339	H	Coppin St.	60 47	
				271	A	Indiana St.	72 60	121	A	Ohio	51 67	

Non-Div I Games: Alderson Broadus 85 41 Ky. Christian 89 40

Marshall

■ Loss,
■ Non-Conf,
■ S Site,
■ H Home
■ A Away
N Neutral

Average RPI Win:	259	WON-LOST	WINNING	LAST 10	STRENGTH OF	OPP. STRENGTH	TEAM	ADJ.	CONF.	ADJ CONF.
Average RPI Loss:	198	RECORD	PCT. RANK	GAMES	SCHEDULE	OF SCHEDULE	RPI	RPI	RPI	RPI
DIV. I ONLY	6- 9	225	1-9	311	254	299	299	32	32	
DIV. I NON-CONF.	6- 6	163	1-6	280	262	257	257	32	32	
TOTALS	RPI 1-25	RPI 26-50	W-L RECORDS	RPI 51-100	RPI 101-150	RPI 150+				
6- 9	0- 1	0- 0	OVERALL	0- 1	0- 1	6- 6				
5- 2	0- 0	0- 0	HOME	0- 1	0- 0	5- 1				
1- 4	0- 0	0- 0	AWAY	0- 0	0- 0	1- 4				
0- 3	0- 1	0- 0	NEUTRAL	0- 0	0- 1	0- 1				
6- 6	0- 1	0- 0	NON-CONFERENCE	0- 0	0- 1	6- 4				
5- 1	0- 0	0- 0	HOME	0- 0	0- 0	5- 1				
1- 2	0- 0	0- 0	AWAY	0- 0	0- 0	1- 2				
0- 3	0- 1	0- 0	NEUTRAL	0- 0	0- 1	0- 1				
0- 3	0- 0	0- 0	CONFERENCE	0- 1	0- 0	0- 2				
0- 1	0- 0	0- 0	HOME	0- 1	0- 0	0- 0				
0- 2	0- 0	0- 0	AWAY	0- 0	0- 0	0- 2				
0- 0	0- 0	0- 0	NEUTRAL	0- 0	0- 0	0- 0				

RPI 1-25				RPI 26-50				RPI 51-100				RPI 101+ Team's RPI: 299			
RPI	S	Opponent	Score	RPI	S	Opponent	Score	RPI	S	Opponent	Score	RPI	S	Opponent	Score
6	N	Stanford	78 83					75	H	CSU Bakersfield	61 66	140	N	Houston	75 96
												176	N	Bowling Green	60 98
												215	A	Cal St. Fullerton	93 97
												240	A	UC Riverside	64 80
												247	H	Northern Ariz.	98 79
												248	H	CSUN	64 56
												249	H	Long Beach St.	79 70
												260	H	Alabama A&M	60 55
												271	H	UC Santa Barbara	85 81
												278	A	Idaho St.	74 68
												291	H	San Diego St.	68 80
												303	A	New Mexico St.	56 57
												335	A	UTRGV	68 87
LAST 10 Division I															
335	A	UTRGV	68 87	75	H	CSU Bakersfield	61 66	240	A	UC Riverside	64 80				
303	A	New Mexico St.	56 57					176	N	Bowling Green	60 98				
291	H	San Diego St.	68 80					140	N	Houston	75 96				
278	A	Idaho St.	74 68					6	N	Stanford	78 83				
215	A	Cal St. Fullerton	93 97												

Non-Div I Games: Ottawa (AZ) 103 75 LIFE Pacific 93 48

California Baptist

Loss, Non-Conf, S Site, H Home A Away N Neutral

Presbyterian

Through Games Of Jan. 8, 2020

Average RPI Win:	289	WON-LOST	WINNING	LAST 10	STRENGTH OF	OPP. STRENGTH	TEAM	ADJ.	CONF.	ADJ CONF.
Average RPI Loss:	194	RECORD	PCT. RANK	GAMES	SCHEDULE	OF SCHEDULE	RPI	RPI	RPI	RPI
DIV. I ONLY	2- 9	313	1-9	203	341	300	300	27	27	
DIV. I NON-CONF.	2- 5	259	1-5	176	320	249	249	27	27	
TOTALS	RPI 1-25	RPI 26-50	W-L RECORDS	RPI 51-100	RPI 101-150	RPI 150+				
2- 9	0- 1	0- 0	OVERALL	0- 0	0- 2	2- 6				
1- 3	0- 0	0- 0	HOME	0- 0	0- 0	1- 3				
1- 6	0- 1	0- 0	AWAY	0- 0	0- 2	1- 3				
0- 0	0- 0	0- 0	NEUTRAL	0- 0	0- 0	0- 0				
2- 5	0- 1	0- 0	NON-CONFERENCE	0- 0	0- 2	2- 2				
1- 1	0- 0	0- 0	HOME	0- 0	0- 0	1- 1				
1- 4	0- 1	0- 0	AWAY	0- 0	0- 2	1- 1				
0- 0	0- 0	0- 0	NEUTRAL	0- 0	0- 0	0- 0				
0- 4	0- 0	0- 0	CONFERENCE	0- 0	0- 0	0- 4				
0- 2	0- 0	0- 0	HOME	0- 0	0- 0	0- 2				
0- 2	0- 0	0- 0	AWAY	0- 0	0- 0	0- 2				
0- 0	0- 0	0- 0	NEUTRAL	0- 0	0- 0	0- 0				

RPI 1-25				RPI 26-50				RPI 51-100				RPI 101+ Team's RPI: 300			
RPI	S	Opponent	Score	RPI	S	Opponent	Score	RPI	S	Opponent	Score	RPI	S	Opponent	Score
22	A	West Virginia	40 56									138	A	Illinois	52 71
												143	A	Florida	46 60
												156	H	Hampton	42 71
												212	A	UNC Asheville	39 54
												233	H	Col. of Charleston	58 54
												243	H	Longwood	60 71
												267	A	Wofford	60 67
												279	H	UNCW	60 70
												290	A	Radford	42 54
												345	A	South Carolina St.	70 49
LAST 10 Division I															
243	H	Longwood	60 71	156	H	Hampton	42 71								
290	A	Radford	42 54	267	A	Wofford	60 67								
212	A	UNC Asheville	39 54	233	H	Col. of Charleston	58 54								
279	H	UNCW	60 70	143	A	Florida	46 60								
138	A	Illinois	52 71	22	A	West Virginia	40 56								

Non-Div I Games: William Peace 72 35 Brevard 74 45

Presbyterian

Loss, Non-Conf, S Site, H Home A Away N Neutral

Average RPI Win:	292	WON-LOST	WINNING	LAST 10	STRENGTH OF	OPP. STRENGTH	TEAM	ADJ.	CONF.	ADJ CONF.
Average RPI Loss:	168	RECORD	PCT. RANK	GAMES	SCHEDULE	OF SCHEDULE	RPI	RPI	RPI	RPI
DIV. I ONLY	2- 10	320	2-8	245	200	301	301	21	21	
DIV. I NON-CONF.	2- 7	288	2-5	138	225	246	246	19	19	
TOTALS	RPI 1-25	RPI 26-50	W-L RECORDS	RPI 51-100	RPI 101-150	RPI 150+				
2- 10	0- 1	0- 0	OVERALL	0- 2	0- 1	2- 6				
1- 2	0- 0	0- 0	HOME	0- 0	0- 0	1- 2				
1- 8	0- 1	0- 0	AWAY	0- 2	0- 1	1- 4				
0- 0	0- 0	0- 0	NEUTRAL	0- 0	0- 0	0- 0				
2- 7	0- 1	0- 0	NON-CONFERENCE	0- 2	0- 0	2- 4				
1- 1	0- 0	0- 0	HOME	0- 0	0- 0	1- 1				
1- 6	0- 1	0- 0	AWAY	0- 2	0- 0	1- 3				
0- 0	0- 0	0- 0	NEUTRAL	0- 0	0- 0	0- 0				
0- 3	0- 0	0- 0	CONFERENCE	0- 0	0- 1	0- 2				
0- 1	0- 0	0- 0	HOME	0- 0	0- 0	0- 1				
0- 2	0- 0	0- 0	AWAY	0- 0	0- 1	0- 1				
0- 0	0- 0	0- 0	NEUTRAL	0- 0	0- 0	0- 0				

RPI 1-25				RPI 26-50				RPI 51-100				RPI 101+ Team's RPI: 301			
RPI	S	Opponent	Score	RPI	S	Opponent	Score	RPI	S	Opponent	Score	RPI	S	Opponent	Score
7	A	UCLA	45 85					66	A	Washington	41 94	126	A	Idaho	50 70
								88	A	Pacific	53 76	158	H	Portland	59 78
												164	A	Utah	46 75
												220	A	UTEP	51 70
												240	A	UC Riverside	64 54
												247	H	Northern Ariz.	82 88
												297	A	Eastern Wash.	53 63
												303	A	New Mexico St.	47 77
												344	H	Utah Valley	72 46
LAST 10 Division I															
126	A	Idaho	50 70	247	H	Northern Ariz.	82 88								
297	A	Eastern Wash.	53 63	220	A	UTEP	51 70								
164	A	Utah	46 75	240	A	UC Riverside	64 54								
344	H	Utah Valley	72 46	88	A	Pacific	53 76								
303	A	New Mexico St.	47 77	66	A	Washington	41 94								

Non-Div I Games:

Weber St.

Loss,
Non-Conf, S Site,
H Home
A Away
N Neutral

Prairie View

Through Games Of Jan. 8, 2020

Average RPI Win:	0	WON-LOST	WINNING	LAST 10	STRENGTH OF	OPP. STRENGTH	TEAM	ADJ.	CONF.	ADJ CONF.
Average RPI Loss:	150	RECORD	PCT. RANK	GAMES	SCHEDULE	OF SCHEDULE	RPI	RPI	RPI	RPI
DIV. I ONLY	0- 11	344	0-10	70	228	302	302	29	29	
DIV. I NON-CONF.	0- 9	338	0-8	7	227	240	240	28	28	
TOTALS	RPI 1-25	RPI 26-50	W-L RECORDS	RPI 51-100	RPI 101-150	RPI 150+				
0- 11	0- 1	0- 2	OVERALL	0- 0	0- 2	0- 6				
0- 3	0- 0	0- 0	HOME	0- 0	0- 1	0- 2				
0- 6	0- 1	0- 2	AWAY	0- 0	0- 1	0- 2				
0- 2	0- 0	0- 0	NEUTRAL	0- 0	0- 0	0- 2				
0- 9	0- 1	0- 2	NON-CONFERENCE	0- 0	0- 2	0- 4				
0- 1	0- 0	0- 0	HOME	0- 0	0- 1	0- 0				
0- 6	0- 1	0- 2	AWAY	0- 0	0- 1	0- 2				
0- 2	0- 0	0- 0	NEUTRAL	0- 0	0- 0	0- 2				
0- 2	0- 0	0- 0	CONFERENCE	0- 0	0- 0	0- 2				
0- 2	0- 0	0- 0	HOME	0- 0	0- 0	0- 2				
0- 0	0- 0	0- 0	AWAY	0- 0	0- 0	0- 0				
0- 0	0- 0	0- 0	NEUTRAL	0- 0	0- 0	0- 0				

RPI 1-25				RPI 26-50				RPI 51-100				RPI 101+ Team's RPI: 302			
RPI	S	Opponent	Score	RPI	S	Opponent	Score	RPI	S	Opponent	Score	RPI	S	Opponent	Score
14	A	Texas A&M	38 80	35	A	Arizona	48 83					111	A	Wisconsin	42 68
				41	A	Oklahoma	48 94					143	H	Florida	44 51
												163	N	Miami (OH)	52 65
												167	A	Texas Tech	48 82
												188	A	Rice	55 77
												226	H	Southern U.	48 68
												239	N	A&M-Corpus Christi	52 64
												318	H	Alcorn	63 68
LAST 10 Division I															
318	H	Alcorn	63 68	226	H	Southern U.	48 68	14	A	Texas A&M	38 80				
111	A	Wisconsin	42 68	35	A	Arizona	48 83	239	N	A&M-Corpus Christi	52 64				
167	A	Texas Tech	48 82	163	N	Miami (OH)	52 65								
188	A	Rice	55 77												
143	H	Florida	44 51												

Non-Div I Games: Huston-Tillotson 79 60 Wiley 75 42 Tex. A&M-Kingsville85 55

Prairie View

Loss, Non-Conf, S Site, H Home A Away N Neutral

Average RPI Win:	295	WON-LOST	WINNING	LAST 10	STRENGTH OF	OPP. STRENGTH	TEAM	ADJ.	CONF.	ADJ CONF.
Average RPI Loss:	189	RECORD	PCT. RANK	GAMES	SCHEDULE	OF SCHEDULE	RPI	RPI	RPI	RPI
DIV. I ONLY	3- 10	292	2-8	209	315	303	303	32	32	
DIV. I NON-CONF.	2- 10	313	1-8	206	311	312	312	32	32	
TOTALS	RPI 1-25	RPI 26-50	W-L RECORDS	RPI 51-100	RPI 101-150	RPI 150+				
3- 10	0- 0	0- 0	OVERALL	0- 2	0- 1	3- 7				
2- 5	0- 0	0- 0	HOME	0- 1	0- 0	2- 4				
1- 3	0- 0	0- 0	AWAY	0- 1	0- 0	1- 2				
0- 2	0- 0	0- 0	NEUTRAL	0- 0	0- 1	0- 1				
2- 10	0- 0	0- 0	NON-CONFERENCE	0- 2	0- 1	2- 7				
1- 5	0- 0	0- 0	HOME	0- 1	0- 0	1- 4				
1- 3	0- 0	0- 0	AWAY	0- 1	0- 0	1- 2				
0- 2	0- 0	0- 0	NEUTRAL	0- 0	0- 1	0- 1				
1- 0	0- 0	0- 0	CONFERENCE	0- 0	0- 0	1- 0				
1- 0	0- 0	0- 0	HOME	0- 0	0- 0	1- 0				
0- 0	0- 0	0- 0	AWAY	0- 0	0- 0	0- 0				
0- 0	0- 0	0- 0	NEUTRAL	0- 0	0- 0	0- 0				

RPI 1-25			RPI 26-50			RPI 51-100			RPI 101+			Team's RPI: 303
RPI	S	Opponent	Score	RPI	S	Opponent	Score	RPI	S	Opponent	Score	
						51 H Arizona St.	47 70	125 N Western Mich.			76 79	
						84 A Abilene Christian	54 67	186 A New Mexico			53 107	
								186 H New Mexico			67 86	
								220 A UTEP			45 65	
								220 H UTEP			57 63	
								240 H UC Riverside			58 60	
								261 H Pepperdine			69 72	
								285 A Denver			78 75	
								299 H California Baptist			57 56	
								301 H Weber St.			77 47	
								319 N Georgia St.			51 59	
LAST 10 Division I												
						84 A Abilene Christian	54 67	299 H California Baptist			57 56	
						51 H Arizona St.	47 70	319 N Georgia St.			51 59	
						186 A New Mexico	53 107	220 A UTEP			45 65	
						301 H Weber St.	77 47	261 H Pepperdine			69 72	
						125 N Western Mich.	76 79	186 H New Mexico			67 86	

Non-Div I Games: Western N.M. 75 56

New Mexico St.

■ Loss,
 ■ Non-Conf, S Site,
 ■ Home
 ■ Away
 N Neutral

Average RPI Win:	293	WON-LOST	WINNING	LAST 10	STRENGTH OF	OPP. STRENGTH	TEAM	ADJ.	CONF.	ADJ CONF.
Average RPI Loss:	182	RECORD	PCT. RANK	GAMES	SCHEDULE	OF SCHEDULE	RPI	RPI	RPI	RPI
DIV. I ONLY	3- 10	292	2-8	244	312	304	304	28	28	
DIV. I NON-CONF.	3- 7	252	2-5	323	260	317	317	29	29	
TOTALS	RPI 1-25	RPI 26-50	W-L RECORDS	RPI 51-100	RPI 101-150	RPI 150+				
3- 10	0- 0	0- 0	OVERALL	0- 2	0- 1	3- 7				
2- 2	0- 0	0- 0	HOME	0- 0	0- 0	2- 2				
1- 6	0- 0	0- 0	AWAY	0- 2	0- 1	1- 3				
0- 2	0- 0	0- 0	NEUTRAL	0- 0	0- 0	0- 2				
3- 7	0- 0	0- 0	NON-CONFERENCE	0- 1	0- 1	3- 5				
2- 1	0- 0	0- 0	HOME	0- 0	0- 0	2- 1				
1- 4	0- 0	0- 0	AWAY	0- 1	0- 1	1- 2				
0- 2	0- 0	0- 0	NEUTRAL	0- 0	0- 0	0- 2				
0- 3	0- 0	0- 0	CONFERENCE	0- 1	0- 0	0- 2				
0- 1	0- 0	0- 0	HOME	0- 0	0- 0	0- 1				
0- 2	0- 0	0- 0	AWAY	0- 1	0- 0	0- 1				
0- 0	0- 0	0- 0	NEUTRAL	0- 0	0- 0	0- 0				

RPI S	Opponent	Score	RPI S	Opponent	Score	RPI S	Opponent	Score	RPI S	Opponent	Score	Team's RPI: 304
58	A Syracuse	48	82	123	A William & Mary	48	76	151	H Binghamton	43	61	
83	A Stony Brook	45	57	195	H Howard	61	72	205	N La Salle	58	74	
				223	A Mt. St. Mary's	61	71	244	A Lafayette	65	58	
				255	A Wagner	60	67	257	N Kennesaw St.	44	59	
				266	A UMass Lowell	64	75	296	H Morgan St.	65	63	
				339	H Coppin St.	71	48					
LAST 10 Division I												
266	A UMass Lowell	64	75	151	H Binghamton	43	61					
83	A Stony Brook	45	57	257	N Kennesaw St.	44	59					
244	A Lafayette	65	58	205	N La Salle	58	74					
296	H Morgan St.	65	63	123	A William & Mary	48	76					
58	A Syracuse	48	82	223	A Mt. St. Mary's	61	71					

Non-Div I Games: Gettysburg 92 50

UMBC

Loss, Non-Conf, S Site, H Home A Away N Neutral

Albany (NY)

Through Games Of Jan. 8, 2020

Average RPI Win:	254	WON-LOST	WINNING	LAST 10	STRENGTH OF	OPP. STRENGTH	TEAM	ADJ.	CONF.	ADJ CONF.
Average RPI Loss:	206	RECORD	PCT. RANK	GAMES	SCHEDULE	OF SCHEDULE	RPI	RPI	RPI	RPI
DIV. I ONLY	5- 9	239	4-6	308	283	305	305	28	28	
DIV. I NON-CONF.	3- 9	279	2-6	330	246	332	332	29	29	
TOTALS	RPI 1-25	RPI 26-50	W-L RECORDS	RPI 51-100	RPI 101-150	RPI 150+				
5- 9	0- 0	0- 0	OVERALL	0- 2	0- 1	5- 6				
3- 5	0- 0	0- 0	HOME	0- 0	0- 1	3- 4				
2- 4	0- 0	0- 0	AWAY	0- 2	0- 0	2- 2				
0- 0	0- 0	0- 0	NEUTRAL	0- 0	0- 0	0- 0				
3- 9	0- 0	0- 0	NON-CONFERENCE	0- 2	0- 1	3- 6				
1- 5	0- 0	0- 0	HOME	0- 0	0- 1	1- 4				
2- 4	0- 0	0- 0	AWAY	0- 2	0- 0	2- 2				
0- 0	0- 0	0- 0	NEUTRAL	0- 0	0- 0	0- 0				
2- 0	0- 0	0- 0	CONFERENCE	0- 0	0- 0	2- 0				
2- 0	0- 0	0- 0	HOME	0- 0	0- 0	2- 0				
0- 0	0- 0	0- 0	AWAY	0- 0	0- 0	0- 0				
0- 0	0- 0	0- 0	NEUTRAL	0- 0	0- 0	0- 0				

RPI	S	Opponent	Score	RPI	S	Opponent	Score	RPI	S	Opponent	Score	RPI	S	Opponent	Score	Team's RPI: 305
58	A	Syracuse	53	75	61	A	Marist	52	76	150	H	Cornell	51	71		
										151	H	Binghamton	56	53		
										162	H	Columbia	82	78		
										200	H	Boston U.	58	60		
										229	H	Monmouth	41	53		
										244	H	Lafayette	47	54		
										287	H	St. Francis Brooklyn	41	49		
										289	H	Vermont	58	49		
										310	A	Siena	46	52		
										317	A	Bryant	55	68		
										332	A	Canisius	70	53		
										338	A	Central Conn. St.	73	63		
LAST 10 Division I																
289	H	Vermont	58	49	151	H	Binghamton	56	53							
229	H	Monmouth	41	53	338	A	Central Conn. St.	73	63							
317	A	Bryant	55	68	332	A	Canisius	70	53							
287	H	St. Francis Brooklyn	41	49	244	H	Lafayette	47	54							
310	A	Siena	46	52	200	H	Boston U.	58	60							

Non-Div I Games: FDU-Florham 81 21

Albany (NY)

Loss, Non-Conf, S Site, H Home A Away N Neutral

Average RPI Win:	309	WON-LOST	WINNING	LAST 10	STRENGTH OF	OPP. STRENGTH	TEAM	ADJ.	CONF.	ADJ CONF.
Average RPI Loss:	191	RECORD	PCT. RANK	GAMES	SCHEDULE	OF SCHEDULE	RPI	RPI	RPI	RPI
DIV. I ONLY	2- 9	313	2-8	264	327	306	306	25	25	
DIV. I NON-CONF.	2- 5	259	2-4	168	308	210	210	24	24	
TOTALS	RPI 1-25	RPI 26-50	W-L RECORDS	RPI 51-100	RPI 101-150	RPI 150+				
2- 9	0- 0	0- 1	OVERALL	0- 0	0- 2	2- 6				
0- 3	0- 0	0- 0	HOME	0- 0	0- 0	0- 3				
2- 6	0- 0	0- 1	AWAY	0- 0	0- 2	2- 3				
0- 0	0- 0	0- 0	NEUTRAL	0- 0	0- 0	0- 0				
2- 5	0- 0	0- 1	NON-CONFERENCE	0- 0	0- 2	2- 2				
0- 1	0- 0	0- 0	HOME	0- 0	0- 0	0- 1				
2- 4	0- 0	0- 1	AWAY	0- 0	0- 2	2- 1				
0- 0	0- 0	0- 0	NEUTRAL	0- 0	0- 0	0- 0				
0- 4	0- 0	0- 0	CONFERENCE	0- 0	0- 0	0- 4				
0- 2	0- 0	0- 0	HOME	0- 0	0- 0	0- 2				
0- 2	0- 0	0- 0	AWAY	0- 0	0- 0	0- 2				
0- 0	0- 0	0- 0	NEUTRAL	0- 0	0- 0	0- 0				

RPI S	Opponent	Score	RPI S	Opponent	Score	RPI S	Opponent	Score	RPI S	Opponent	Score	Team's RPI: 306
37	A Baylor	42 112							140	A Houston	60 82	
									148	A Wichita St.	42 59	
									153	H SFA	42 59	
									167	A Texas Tech	51 59	
									234	H Southeastern La.	59 69	
									247	H Northern Ariz.	62 79	
									251	A Central Ark.	39 63	
									269	A Oral Roberts	74 73	
									340	A Northwestern St.	60 69	
									349	A La.-Monroe	72 65	
LAST 10 Division I												
251	A Central Ark.	39 63	340	A Northwestern St.	60 69							
234	H Southeastern La.	59 69	247	H Northern Ariz.	62 79							
153	H SFA	42 59	148	A Wichita St.	42 59							
167	A Texas Tech	51 59	269	A Oral Roberts	74 73							
349	A La.-Monroe	72 65	140	A Houston	60 82							

Non-Div I Games: LSU-Shreveport 67 44 Paul Quinn 63 34

Houston Baptist

Loss, Non-Conf, S Site, H Home A Away N Neutral

N
e
v
a
d
aN
e
v
a
d
a

Nevada

Page 307

Average RPI Win:	349	WON-LOST	WINNING	LAST 10	STRENGTH OF	OPP. STRENGTH	TEAM	ADJ.	CONF.	ADJ CONF.
Average RPI Loss:	161	RECORD	PCT. RANK	GAMES	SCHEDULE	OF SCHEDULE	RPI	RPI	RPI	RPI
DIV. I ONLY	1- 10	330	1-9	88	345	308	308	25	25	
DIV. I NON-CONF.	1- 6	318	1-5	156	324	311	311	24	24	
TOTALS	RPI 1-25	RPI 26-50	W-L RECORDS	RPI 51-100	RPI 101-150	RPI 150+				
1- 10	0- 0	0- 1	OVERALL	0- 1	0- 1	1- 7				
1- 3	0- 0	0- 0	HOME	0- 1	0- 0	1- 2				
0- 7	0- 0	0- 1	AWAY	0- 0	0- 1	0- 5				
0- 0	0- 0	0- 0	NEUTRAL	0- 0	0- 0	0- 0				
1- 6	0- 0	0- 1	NON-CONFERENCE	0- 0	0- 1	1- 4				
1- 1	0- 0	0- 0	HOME	0- 0	0- 0	1- 1				
0- 5	0- 0	0- 1	AWAY	0- 0	0- 1	0- 3				
0- 0	0- 0	0- 0	NEUTRAL	0- 0	0- 0	0- 0				
0- 4	0- 0	0- 0	CONFERENCE	0- 1	0- 0	0- 3				
0- 2	0- 0	0- 0	HOME	0- 1	0- 0	0- 1				
0- 2	0- 0	0- 0	AWAY	0- 0	0- 0	0- 2				
0- 0	0- 0	0- 0	NEUTRAL	0- 0	0- 0	0- 0				

RPI S	Opponent	Score	RPI S	Opponent	Score	RPI S	Opponent	Score	RPI S	Opponent	Score	Team's RPI: 308
43	A Arkansas	58 101	84	H Abilene Christian	73 90	134	A UAB	70 97	153	A SFA	51 82	
						166	A Sam Houston St.	59 92	172	A Louisiana	55 75	
						188	H Rice	50 81	191	A SMU	60 81	
						228	A Louisiana Tech	54 79	251	H Central Ark.	57 70	
						349	H La.-Monroe	72 69				
LAST 10 Division I												
251	H Central Ark.	57 70	84	H Abilene Christian	73 90							
166	A Sam Houston St.	59 92	188	H Rice	50 81							
153	A SFA	51 82	134	A UAB	70 97							
228	A Louisiana Tech	54 79	172	A Louisiana	55 75							
349	H La.-Monroe	72 69	43	A Arkansas	58 101							

Non-Div I Games: Centenary (LA) 116 37 LSU-Shreveport 81 77

McNeese

Average RPI Win:	318	WON-LOST	WINNING	LAST 10	STRENGTH OF	OPP. STRENGTH	TEAM	ADJ.	CONF.	ADJ CONF.
Average RPI Loss:	180	RECORD	PCT. RANK	GAMES	SCHEDULE	OF SCHEDULE	RPI	RPI	RPI	RPI
DIV. I ONLY	3- 11	300	3-7	221	342	309	309	16	16	
DIV. I NON-CONF.	3- 10	282	3-6	223	344	310	310	15	15	
TOTALS	RPI 1-25	RPI 26-50	W-L RECORDS	RPI 51-100	RPI 101-150	RPI 150+				
3- 11	0- 0	0- 1	OVERALL	0- 2	0- 2	3- 6				
2- 4	0- 0	0- 0	HOME	0- 2	0- 1	2- 1				
1- 7	0- 0	0- 1	AWAY	0- 0	0- 1	1- 5				
0- 0	0- 0	0- 0	NEUTRAL	0- 0	0- 0	0- 0				
3- 10	0- 0	0- 1	NON-CONFERENCE	0- 1	0- 2	3- 6				
2- 3	0- 0	0- 0	HOME	0- 1	0- 1	2- 1				
1- 7	0- 0	0- 1	AWAY	0- 0	0- 1	1- 5				
0- 0	0- 0	0- 0	NEUTRAL	0- 0	0- 0	0- 0				
0- 1	0- 0	0- 0	CONFERENCE	0- 1	0- 0	0- 0				
0- 1	0- 0	0- 0	HOME	0- 1	0- 0	0- 0				
0- 0	0- 0	0- 0	AWAY	0- 0	0- 0	0- 0				
0- 0	0- 0	0- 0	NEUTRAL	0- 0	0- 0	0- 0				

RPI 1-25				RPI 26-50				RPI 51-100				RPI 101+				Team's RPI: 309	
RPI	S	Opponent	Score	RPI	S	Opponent	Score	RPI	S	Opponent	Score	RPI	S	Opponent	Score		
				29	A	Colorado	57 80	93	H	Penn	51 85	105	H	Colgate	52 79		
								98	H	Liberty	53 67	150	A	Cornell	44 68		
												151	A	Binghamton	40 75		
												162	A	Columbia	43 99		
												255	A	Wagner	59 61		
												287	H	St. Francis Brooklyn	88 69		
												289	A	Vermont	59 65		
												312	A	Air Force	48 68		
												325	H	Saint Peter's	76 73		
												331	H	Fairleigh Dickinson	59 68		
												341	A	Hartford	61 52		
LAST 10 Division I																	
				151	A	Binghamton	40 75	98	H	Liberty	53 67						
				162	A	Columbia	43 99	325	H	Saint Peter's	76 73						
				289	A	Vermont	59 65	287	H	St. Francis Brooklyn	88 69						
				331	H	Fairleigh Dickinson	59 68	255	A	Wagner	59 61						
				341	A	Hartford	61 52	150	A	Cornell	44 68						

Non-Div I Games:

NJIT

Average RPI Win:	268	WON-LOST	WINNING	LAST 10	STRENGTH OF	OPP. STRENGTH	TEAM	ADJ.	CONF.	ADJ CONF.
Average RPI Loss:	193	RECORD	PCT. RANK	GAMES	SCHEDULE	OF SCHEDULE	RPI	RPI	RPI	RPI
DIV. I ONLY	2- 10	320	2-8	118	351	310	310	24	24	
DIV. I NON-CONF.	2- 7	288	2-5	39	351	252	252	23	23	
TOTALS	RPI 1-25	RPI 26-50	W-L RECORDS	RPI 51-100	RPI 101-150	RPI 150+				
2- 10	0- 0	0- 0	OVERALL	0- 1	0- 3	2- 6				
2- 3	0- 0	0- 0	HOME	0- 0	0- 0	2- 3				
0- 7	0- 0	0- 0	AWAY	0- 1	0- 3	0- 3				
0- 0	0- 0	0- 0	NEUTRAL	0- 0	0- 0	0- 0				
2- 7	0- 0	0- 0	NON-CONFERENCE	0- 1	0- 3	2- 3				
2- 1	0- 0	0- 0	HOME	0- 0	0- 0	2- 1				
0- 6	0- 0	0- 0	AWAY	0- 1	0- 3	0- 2				
0- 0	0- 0	0- 0	NEUTRAL	0- 0	0- 0	0- 0				
0- 3	0- 0	0- 0	CONFERENCE	0- 0	0- 0	0- 3				
0- 2	0- 0	0- 0	HOME	0- 0	0- 0	0- 2				
0- 1	0- 0	0- 0	AWAY	0- 0	0- 0	0- 1				
0- 0	0- 0	0- 0	NEUTRAL	0- 0	0- 0	0- 0				

RPI 1-25			RPI 26-50			RPI 51-100			RPI 101+			Team's RPI: 310
RPI	S	Opponent	Score	RPI	S	Opponent	Score	RPI	S	Opponent	Score	
						93 A Penn	44 92	105 A Colgate		51 88		
								129 A Harvard		51 68		
								139 A Massachusetts		55 61		
								151 H Binghamton		62 89		
								174 A Fla. Atlantic		39 83		
								213 H Quinnipiac		52 66		
								231 H Sacred Heart		68 57		
								268 H Fairfield		35 65		
								305 H Albany (NY)		52 46		
								325 A Saint Peter's		83 87		
								331 A Fairleigh Dickinson		58 67		
LAST 10 Division I												
213 H Quinnipiac		52 66	325 A Saint Peter's		83 87							
268 H Fairfield		35 65	105 A Colgate		51 88							
331 A Fairleigh Dickinson		58 67	174 A Fla. Atlantic		39 83							
139 A Massachusetts		55 61	231 H Sacred Heart		68 57							
305 H Albany (NY)		52 46	129 A Harvard		51 68							

Non-Div I Games:

Siena

Average RPI Win:	349	WON-LOST	WINNING	LAST 10	STRENGTH OF	OPP. STRENGTH	TEAM	ADJ.	CONF.	ADJ CONF.
Average RPI Loss:	143	RECORD	PCT. RANK	GAMES	SCHEDULE	OF SCHEDULE	RPI	RPI	RPI	RPI
DIV. I ONLY	1- 11	333	1-9	117	295	311	311	25	25	
DIV. I NON-CONF.	1- 6	318	1-4	81	118	263	263	24	24	
TOTALS	RPI 1-25	RPI 26-50	W-L RECORDS	RPI 51-100	RPI 101-150	RPI 150+				
1- 11	0- 1	0- 2	OVERALL	0- 2	0- 0	1- 6				
1- 2	0- 0	0- 0	HOME	0- 1	0- 0	1- 1				
0- 8	0- 1	0- 2	AWAY	0- 0	0- 0	0- 5				
0- 1	0- 0	0- 0	NEUTRAL	0- 1	0- 0	0- 0				
1- 6	0- 1	0- 2	NON-CONFERENCE	0- 1	0- 0	1- 2				
1- 0	0- 0	0- 0	HOME	0- 0	0- 0	1- 0				
0- 5	0- 1	0- 2	AWAY	0- 0	0- 0	0- 2				
0- 1	0- 0	0- 0	NEUTRAL	0- 1	0- 0	0- 0				
0- 5	0- 0	0- 0	CONFERENCE	0- 1	0- 0	0- 4				
0- 2	0- 0	0- 0	HOME	0- 1	0- 0	0- 1				
0- 3	0- 0	0- 0	AWAY	0- 0	0- 0	0- 3				
0- 0	0- 0	0- 0	NEUTRAL	0- 0	0- 0	0- 0				

RPI 1-25				RPI 26-50				RPI 51-100				RPI 101+ Team's RPI: 311			
RPI	S	Opponent	Score	RPI	S	Opponent	Score	RPI	S	Opponent	Score	RPI	S	Opponent	Score
10	A	Indiana	47 111	38	A	TCU	47 72	72	N	North Florida	61 64	166	A	Sam Houston St.	71 87
				47	A	LSU	32 63	84	H	Abilene Christian	84 95	175	H	Lamar University	78 84
												188	A	Rice	47 71
												214	A	Jacksonville	55 72
												239	A	A&M-Corpus Christi	49 55
												342	A	Incarnate Word	51 53
												349	H	La.-Monroe	74 59
LAST 10 Division I															
166	A	Sam Houston St.	71 87	175	H	Lamar University	78 84	47	A	LSU	32 63	214	A	Jacksonville	55 72
342	A	Incarnate Word	51 53	72	N	North Florida	61 64	38	A	TCU	47 72				
84	H	Abilene Christian	84 95												
239	A	A&M-Corpus Christi	49 55												
349	H	La.-Monroe	74 59												

Non-Div I Games: Southern-N.O. 94 61 Paul Quinn 101 68

Nicholls St.

Loss, Non-Conf, S Site, H Home A Away N Neutral

Air Force

Through Games Of Jan. 8, 2020

Average RPI Win:	301	WON-LOST	WINNING	LAST 10	STRENGTH OF	OPP. STRENGTH	TEAM	ADJ.	CONF.	ADJ CONF.
Average RPI Loss:	188	RECORD	PCT. RANK	GAMES	SCHEDULE	OF SCHEDULE	RPI	RPI	RPI	RPI
DIV. I ONLY	3- 11	300	2-8	277	266	312	312	22	22	
DIV. I NON-CONF.	1- 9	326	0-6	263	239	337	337	25	25	
TOTALS	RPI 1-25	RPI 26-50	W-L RECORDS	RPI 51-100	RPI 101-150	RPI 150+				
3- 11	0- 0	0- 0	OVERALL	0- 2	0- 1	3- 8				
1- 5	0- 0	0- 0	HOME	0- 0	0- 0	1- 5				
2- 6	0- 0	0- 0	AWAY	0- 2	0- 1	2- 3				
0- 0	0- 0	0- 0	NEUTRAL	0- 0	0- 0	0- 0				
1- 9	0- 0	0- 0	NON-CONFERENCE	0- 2	0- 1	1- 6				
1- 3	0- 0	0- 0	HOME	0- 0	0- 0	1- 3				
0- 6	0- 0	0- 0	AWAY	0- 2	0- 1	0- 3				
0- 0	0- 0	0- 0	NEUTRAL	0- 0	0- 0	0- 0				
2- 2	0- 0	0- 0	CONFERENCE	0- 0	0- 0	2- 2				
0- 2	0- 0	0- 0	HOME	0- 0	0- 0	0- 2				
2- 0	0- 0	0- 0	AWAY	0- 0	0- 0	2- 0				
0- 0	0- 0	0- 0	NEUTRAL	0- 0	0- 0	0- 0				

RPI S	Opponent	Score	RPI S	Opponent	Score	RPI S	Opponent	Score	RPI S	Opponent	Score
						51	A Arizona St.	56 87	124	A Northern Colo.	62 72
						96	A Tennessee	54 81	158	H Portland	56 72
									201	H San Diego	59 70
									211	H Wyoming	63 65
									215	A Cal St. Fullerton	70 79
									218	H UNLV	60 67
									249	A Long Beach St.	68 74
									265	H Army West Point	66 68
									275	A Navy	59 67
									288	A Utah St.	62 45
									307	A Nevada	68 61
									309	H NJIT	68 48
LAST 10 Division I											
218	H UNLV	60 67	288	A Utah St.	62 45						
215	A Cal St. Fullerton	70 79	96	A Tennessee	54 81						
249	A Long Beach St.	68 74	275	A Navy	59 67						
307	A Nevada	68 61	158	H Portland	56 72						
211	H Wyoming	63 65	124	A Northern Colo.	62 72						

Non-Div I Games: Neb. Wesleyan 93 42

Air Force

Loss, Non-Conf, S Site, H Home A Away N Neutral

Average RPI Win:	309	WON-LOST	WINNING	LAST 10	STRENGTH OF	OPP. STRENGTH	TEAM	ADJ.	CONF.	ADJ CONF.
Average RPI Loss:	160	RECORD	PCT. RANK	GAMES	SCHEDULE	OF SCHEDULE	RPI	RPI	RPI	RPI
DIV. I ONLY	2- 12	324	2-8	217	270	313	313	19	19	
DIV. I NON-CONF.	2- 12	318	2-8	220	277	314	314	20	20	
TOTALS	RPI 1-25	RPI 26-50	W-L RECORDS	RPI 51-100	RPI 101-150	RPI 150+				
2- 12	0- 0	0- 0	OVERALL	0- 4	0- 1	2- 7				
1- 5	0- 0	0- 0	HOME	0- 1	0- 0	1- 4				
1- 7	0- 0	0- 0	AWAY	0- 3	0- 1	1- 3				
0- 0	0- 0	0- 0	NEUTRAL	0- 0	0- 0	0- 0				
2- 12	0- 0	0- 0	NON-CONFERENCE	0- 4	0- 1	2- 7				
1- 5	0- 0	0- 0	HOME	0- 1	0- 0	1- 4				
1- 7	0- 0	0- 0	AWAY	0- 3	0- 1	1- 3				
0- 0	0- 0	0- 0	NEUTRAL	0- 0	0- 0	0- 0				
0- 0	0- 0	0- 0	CONFERENCE	0- 0	0- 0	0- 0				
0- 0	0- 0	0- 0	HOME	0- 0	0- 0	0- 0				
0- 0	0- 0	0- 0	AWAY	0- 0	0- 0	0- 0				
0- 0	0- 0	0- 0	NEUTRAL	0- 0	0- 0	0- 0				

RPI 1-25				RPI 26-50				RPI 51-100				RPI 101+				Team's RPI: 313	
RPI	S	Opponent	Score	RPI	S	Opponent	Score	RPI	S	Opponent	Score	RPI	S	Opponent	Score		
								52	A	Yale	60	68	143	A	Florida	50	71
								56	H	Western Ky.	62	75	162	A	Columbia	48	77
								65	A	Georgia	60	76	171	H	Clemson	61	65
								79	A	Alabama	56	111	203	H	Gardner-Webb	62	65
													214	H	Jacksonville	83	87
													252	H	Eastern Ky.	60	61
													257	A	Kennesaw St.	64	92
													270	A	Appalachian St.	68	77
													273	H	Ga. Southern	62	52
													345	A	South Carolina St.	66	55
LAST 10 Division I																	
				52	A	Yale	60	68		162	A	Columbia	48	77			
				214	H	Jacksonville	83	87		273	H	Ga. Southern	62	52			
				203	H	Gardner-Webb	62	65		345	A	South Carolina St.	66	55			
				143	A	Florida	50	71		270	A	Appalachian St.	68	77			
				171	H	Clemson	61	65		252	H	Eastern Ky.	60	61			

Non-Div I Games: LaGrange 74 47

Mercer

Average RPI Win:	334	WON-LOST	WINNING	LAST 10	STRENGTH OF	OPP. STRENGTH	TEAM	ADJ.	CONF.	ADJ CONF.
Average RPI Loss:	155	RECORD	PCT. RANK	GAMES	SCHEDULE	OF SCHEDULE	RPI	RPI	RPI	RPI
DIV. I ONLY	2- 11	323	1-9	171	293	314	314	18	18	
DIV. I NON-CONF.	2- 9	304	1-7	246	294	327	327	18	18	
TOTALS	RPI 1-25	RPI 26-50	W-L RECORDS	RPI 51-100	RPI 101-150	RPI 150+				
2- 11	0- 0	0- 1	OVERALL	0- 1	0- 3	2- 6				
2- 3	0- 0	0- 1	HOME	0- 1	0- 1	2- 0				
0- 5	0- 0	0- 0	AWAY	0- 0	0- 1	0- 4				
0- 3	0- 0	0- 0	NEUTRAL	0- 0	0- 1	0- 2				
2- 9	0- 0	0- 0	NON-CONFERENCE	0- 1	0- 2	2- 6				
2- 2	0- 0	0- 0	HOME	0- 1	0- 1	2- 0				
0- 4	0- 0	0- 0	AWAY	0- 0	0- 0	0- 4				
0- 3	0- 0	0- 0	NEUTRAL	0- 0	0- 1	0- 2				
0- 2	0- 0	0- 1	CONFERENCE	0- 0	0- 1	0- 0				
0- 1	0- 0	0- 1	HOME	0- 0	0- 0	0- 0				
0- 1	0- 0	0- 0	AWAY	0- 0	0- 1	0- 0				
0- 0	0- 0	0- 0	NEUTRAL	0- 0	0- 0	0- 0				

RPI S	Opponent	Score	RPI S	Opponent	Score	RPI S	Opponent	Score	RPI S	Opponent	Score	Team's RPI: 314
39	H South Dakota	41 62	81	H Ball St.	52 83	122	N Kent St.	67 75	132	H Southeast Mo. St.	48 58	
						135	A North Dakota	85 91	159	A Butler	58 85	
						167	N Texas Tech	48 82	168	A Eastern Mich.	40 64	
						179	A Akron	53 64	229	N Monmouth	46 60	
						292	A SIUE	53 57	333	H Evansville	67 64	
						334	H UIC	61 50				
LAST 10 Division I												
39	H South Dakota	41 62	135	A North Dakota	85 91							
159	A Butler	58 85	229	N Monmouth	46 60							
333	H Evansville	67 64	167	N Texas Tech	48 82							
168	A Eastern Mich.	40 64	132	H Southeast Mo. St.	48 58							
292	A SIUE	53 57	122	N Kent St.	67 75							

Non-Div I Games: Heidelberg 82 55 Purdue Northwest 73 50

N.C. Central

Through Games Of Jan. 8, 2020

Average RPI Win:	293	WON-LOST	WINNING	LAST 10	STRENGTH OF	OPP. STRENGTH	TEAM	ADJ.	CONF.	ADJ CONF.
Average RPI Loss:	179	RECORD	PCT. RANK	GAMES	SCHEDULE	OF SCHEDULE	RPI	RPI	RPI	RPI
DIV. I ONLY	3- 9	282	3-7	278	284	315	315	30	30	
DIV. I NON-CONF.	2- 9	304	2-7	228	267	309	309	31	31	
TOTALS	RPI 1-25	RPI 26-50	W-L RECORDS	RPI 51-100	RPI 101-150	RPI 150+				
3- 9	0- 1	0- 0	OVERALL	0- 1	0- 2	3- 5				
2- 3	0- 0	0- 0	HOME	0- 0	0- 0	2- 3				
1- 5	0- 1	0- 0	AWAY	0- 1	0- 2	1- 1				
0- 1	0- 0	0- 0	NEUTRAL	0- 0	0- 0	0- 1				
2- 9	0- 1	0- 0	NON-CONFERENCE	0- 1	0- 2	2- 5				
1- 3	0- 0	0- 0	HOME	0- 0	0- 0	1- 3				
1- 5	0- 1	0- 0	AWAY	0- 1	0- 2	1- 1				
0- 1	0- 0	0- 0	NEUTRAL	0- 0	0- 0	0- 1				
1- 0	0- 0	0- 0	CONFERENCE	0- 0	0- 0	1- 0				
1- 0	0- 0	0- 0	HOME	0- 0	0- 0	1- 0				
0- 0	0- 0	0- 0	AWAY	0- 0	0- 0	0- 0				
0- 0	0- 0	0- 0	NEUTRAL	0- 0	0- 0	0- 0				

RPI S	Opponent	Score	RPI S	Opponent	Score	RPI S	Opponent	Score	RPI S	Opponent	Score	Team's RPI: 315
13	A Iowa	50 102				75	A CSU Bakersfield	71 80	108	A California	69 90	
									110	A North Carolina	53 92	
									181	H Campbell	67 64	
									208	N Penn St.	68 92	
									233	A Col. of Charleston	78 85	
									262	H Winthrop	46 56	
									282	H High Point	58 78	
									323	H FIU	58 59	
									348	A LIU Brooklyn	61 59	
									351	H Florida A&M	66 57	
LAST 10 Division I												
348	A LIU Brooklyn	61 59	351	H Florida A&M	66 57							
13	A Iowa	50 102	208	N Penn St.	68 92							
110	A North Carolina	53 92	108	A California	69 90							
323	H FIU	58 59	282	H High Point	58 78							
75	A CSU Bakersfield	71 80	181	H Campbell	67 64							

Non-Div I Games: Washington Adventis83 48 Lincoln (PA) 53 68

N.C. Central

Loss, Non-Conf, S Site, H Home A Away N Neutral

Average RPI Win: 260	WON-LOST	WINNING	LAST 10	STRENGTH OF	OPP. STRENGTH	TEAM	ADJ.	CONF.	ADJ CONF.
Average RPI Loss: 165	RECORD	PCT. RANK	GAMES	SCHEDULE	OF SCHEDULE	RPI	RPI	RPI	RPI
DIV. I ONLY	1- 11	333	1-9	131	287	316	316	29	29
DIV. I NON-CONF.	0- 10	338	0-8	58	287	305	305	28	28
TOTALS	RPI 1-25	RPI 26-50	W-L RECORDS	RPI 51-100	RPI 101-150	RPI 150+			
1- 11	0- 1	0- 2	OVERALL	0- 0	0- 3	1- 5			
1- 3	0- 0	0- 0	HOME	0- 0	0- 2	1- 1			
0- 7	0- 1	0- 2	AWAY	0- 0	0- 1	0- 3			
0- 1	0- 0	0- 0	NEUTRAL	0- 0	0- 0	0- 1			
0- 10	0- 1	0- 2	NON-CONFERENCE	0- 0	0- 3	0- 4			
0- 2	0- 0	0- 0	HOME	0- 0	0- 2	0- 0			
0- 7	0- 1	0- 2	AWAY	0- 0	0- 1	0- 3			
0- 1	0- 0	0- 0	NEUTRAL	0- 0	0- 0	0- 1			
1- 1	0- 0	0- 0	CONFERENCE	0- 0	0- 0	1- 1			
1- 1	0- 0	0- 0	HOME	0- 0	0- 0	1- 1			
0- 0	0- 0	0- 0	AWAY	0- 0	0- 0	0- 0			
0- 0	0- 0	0- 0	NEUTRAL	0- 0	0- 0	0- 0			

RPI 1-25			RPI 26-50			RPI 51-100			RPI 101+			Team's RPI: 316
RPI	S	Opponent	Score	RPI	S	Opponent	Score	RPI	S	Opponent	Score	
21	A	Kentucky	35 81	31	A	Georgia Tech	42 89		117	H	UT Arlington	54 88
				37	A	Baylor	46 120		143	H	Florida	65 72
									148	A	Wichita St.	65 77
									151	N	Binghamton	67 88
									228	A	Louisiana Tech	66 70
									260	H	Alabama A&M	69 59
									276	H	Alabama St.	59 73
									323	A	FIU	55 56
									340	A	Northwestern St.	61 65
LAST 10 Division I												
260	H	Alabama A&M	69 59	276	H	Alabama St.	59 73					
148	A	Wichita St.	65 77	340	A	Northwestern St.	61 65					
151	N	Binghamton	67 88	21	A	Kentucky	35 81					
323	A	FIU	55 56	117	H	UT Arlington	54 88					
228	A	Louisiana Tech	66 70	31	A	Georgia Tech	42 89					

Non-Div I Games: Centenary (LA) 106 42

Grambling

■ Loss,
 ■ Non-Conf,
 ■ S Site,
 ■ H Home
 ■ A Away
 N Neutral

Average RPI Win:	297	WON-LOST	WINNING	LAST 10	STRENGTH OF	OPP. STRENGTH	TEAM	ADJ.	CONF.	ADJ CONF.
Average RPI Loss:	202	RECORD	PCT. RANK	GAMES	SCHEDULE	OF SCHEDULE	RPI	RPI	RPI	RPI
DIV. I ONLY	3- 11	300	2-8	271	325	317	317	31	31	
DIV. I NON-CONF.	2- 9	304	1-6	245	325	319	319	30	30	
TOTALS	RPI 1-25	RPI 26-50	W-L RECORDS	RPI 51-100	RPI 101-150	RPI 150+				
3- 11	0- 0	0- 1	OVERALL	0- 0	0- 3	3- 7				
1- 5	0- 0	0- 0	HOME	0- 0	0- 1	1- 4				
2- 6	0- 0	0- 1	AWAY	0- 0	0- 2	2- 3				
0- 0	0- 0	0- 0	NEUTRAL	0- 0	0- 0	0- 0				
2- 9	0- 0	0- 1	NON-CONFERENCE	0- 0	0- 3	2- 5				
1- 4	0- 0	0- 0	HOME	0- 0	0- 1	1- 3				
1- 5	0- 0	0- 1	AWAY	0- 0	0- 2	1- 2				
0- 0	0- 0	0- 0	NEUTRAL	0- 0	0- 0	0- 0				
1- 2	0- 0	0- 0	CONFERENCE	0- 0	0- 0	1- 2				
0- 1	0- 0	0- 0	HOME	0- 0	0- 0	0- 1				
1- 1	0- 0	0- 0	AWAY	0- 0	0- 0	1- 1				
0- 0	0- 0	0- 0	NEUTRAL	0- 0	0- 0	0- 0				



































RPI S	Opponent	Score	RPI S	Opponent	Score	RPI S	Opponent	Score	RPI S	Opponent	Score	Team's RPI: 317
48	A Minnesota	56 101							103	A Holy Cross	75 87	
									115	H Providence	32 76	
									138	A Illinois	55 69	
									196	A Merrimack	66 78	
									221	H Saint Francis (PA)	60 63	
									256	A Brown	45 44	
									256	H Brown	50 56	
									265	A Army West Point	75 81	
									266	H UMass Lowell	35 55	
									289	A Vermont	66 71	
									305	H Albany (NY)	68 55	
									322	H New Hampshire	56 68	
									331	A Fairleigh Dickinson	57 45	
LAST 10 Division I												
331	A Fairleigh Dickinson	57 45	196	A Merrimack	66 78							
221	H Saint Francis (PA)	60 63	115	H Providence	32 76							
265	A Army West Point	75 81	266	H UMass Lowell	35 55							
305	H Albany (NY)	68 55	48	A Minnesota	56 101							
256	H Brown	50 56	138	A Illinois	55 69							

Non-Div I Games:

Bryant





■ Loss,
 ■ Non-Conf,
 ■ S Site,
 ■ H Home
 ■ A Away
 N Neutral

Average RPI Win:	330	WON-LOST	WINNING	LAST 10	STRENGTH OF	OPP. STRENGTH	TEAM	ADJ.	CONF.	ADJ CONF.
Average RPI Loss:	188	RECORD	PCT. RANK	GAMES	SCHEDULE	OF SCHEDULE	RPI	RPI	RPI	RPI
DIV. I ONLY	3- 9	282	3-7	325	253	318	318	29	29	
DIV. I NON-CONF.	2- 8	295	2-6	308	303	326	326	28	28	
TOTALS	RPI 1-25	RPI 26-50	W-L RECORDS	RPI 51-100	RPI 101-150	RPI 150+				
3- 9	0- 0	0- 0	OVERALL	0- 1	0- 1	3- 7				
1- 1	0- 0	0- 0	HOME	0- 0	0- 1	1- 0				
2- 6	0- 0	0- 0	AWAY	0- 1	0- 0	2- 5				
0- 2	0- 0	0- 0	NEUTRAL	0- 0	0- 0	0- 2				
2- 8	0- 0	0- 0	NON-CONFERENCE	0- 0	0- 1	2- 7				
1- 1	0- 0	0- 0	HOME	0- 0	0- 1	1- 0				
1- 5	0- 0	0- 0	AWAY	0- 0	0- 0	1- 5				
0- 2	0- 0	0- 0	NEUTRAL	0- 0	0- 0	0- 2				
1- 1	0- 0	0- 0	CONFERENCE	0- 1	0- 0	1- 0				
0- 0	0- 0	0- 0	HOME	0- 0	0- 0	0- 0				
1- 1	0- 0	0- 0	AWAY	0- 1	0- 0	1- 0				
0- 0	0- 0	0- 0	NEUTRAL	0- 0	0- 0	0- 0				

RPI 1-25			RPI 26-50			RPI 51-100			RPI 101+			Team's RPI: 318
RPI	S	Opponent	Score	RPI	S	Opponent	Score	RPI	S	Opponent	Score	
						77  Texas Southern	70  105	134  UAB			65  86	
								153  SFA			62  67	
								171 N Clemson			46  77	
								180  Memphis			51  57	
								220  UTEP			47  92	
								227  North Texas			31  67	
								250 N Ole Miss			55  73	
								280  Texas St.			59  67	
								302  Prairie View			68 63	
								336  Tennessee St.			62 57	
								351  Florida A&M			58 42	
LAST 10 Division I												
302  Prairie View			68 63	77  Texas Southern			70  105					
280  Texas St.			59  67	250 N Ole Miss			55  73					
134  UAB			65  86	336  Tennessee St.			62 57					
351  Florida A&M			58 42	220  UTEP			47  92					
171 N Clemson			46  77	227  North Texas			31  67					

Non-Div I Games: Tougaloo 85 61 Louisiana Col. 86 50

Alcorn

 Loss,  Non-Conf, S Site,  Home  Away N Neutral

Average RPI Win:	322	WON-LOST	WINNING	LAST 10	STRENGTH OF	OPP. STRENGTH	TEAM	ADJ.	CONF.	ADJ CONF.
Average RPI Loss:	155	RECORD	PCT. RANK	GAMES	SCHEDULE	OF SCHEDULE	RPI	RPI	RPI	RPI
DIV. I ONLY	4- 9	260	4-6	279	294	319	319	23	23	
DIV. I NON-CONF.	3- 8	268	3-5	259	253	313	313	22	22	
TOTALS	RPI 1-25	RPI 26-50	W-L RECORDS	RPI 51-100	RPI 101-150	RPI 150+				
4- 9	0- 1	0- 1	OVERALL	0- 2	0- 0	4- 5				
3- 5	0- 1	0- 0	HOME	0- 0	0- 0	3- 4				
0- 4	0- 0	0- 1	AWAY	0- 2	0- 0	0- 1				
1- 0	0- 0	0- 0	NEUTRAL	0- 0	0- 0	1- 0				
3- 8	0- 1	0- 1	NON-CONFERENCE	0- 2	0- 0	3- 4				
2- 4	0- 1	0- 0	HOME	0- 0	0- 0	2- 3				
0- 4	0- 0	0- 1	AWAY	0- 2	0- 0	0- 1				
1- 0	0- 0	0- 0	NEUTRAL	0- 0	0- 0	1- 0				
1- 1	0- 0	0- 0	CONFERENCE	0- 0	0- 0	1- 1				
1- 1	0- 0	0- 0	HOME	0- 0	0- 0	1- 1				
0- 0	0- 0	0- 0	AWAY	0- 0	0- 0	0- 0				
0- 0	0- 0	0- 0	NEUTRAL	0- 0	0- 0	0- 0				

RPI 1-25				RPI 26-50				RPI 51-100				RPI 101+ Team's RPI: 319			
RPI	S	Opponent	Score	RPI	S	Opponent	Score	RPI	S	Opponent	Score	RPI	S	Opponent	Score
23	H	Maryland	41 114	31	A	Georgia Tech	28 69	91	A	Furman	55 62	172	H	Louisiana	65 75
								99	A	UNC Greensboro	49 64	173	H	Toledo	48 74
												220	A	UTEP	68 71
												260	H	Alabama A&M	52 67
												292	H	SIUE	74 73
												303	N	New Mexico St.	59 51
												323	H	FIU	63 70
												345	H	South Carolina St.	77 52
												349	H	La.-Monroe	68 52
LAST 10 Division I															
172	H	Louisiana	65 75	349	H	La.-Monroe	68 52								
292	H	SIUE	74 73	91	A	Furman	55 62								
345	H	South Carolina St.	77 52	220	A	UTEP	68 71								
23	H	Maryland	41 114	303	N	New Mexico St.	59 51								
99	A	UNC Greensboro	49 64	260	H	Alabama A&M	52 67								

Non-Div I Games:

Georgia St.

■ Loss,
 ■ Non-Conf, S Site,
 ■ Home
 ■ Away
 N Neutral

Detroit Mercy

Through Games Of Jan. 8, 2020

Average RPI Win:	334	WON-LOST	WINNING	LAST 10	STRENGTH OF	OPP. STRENGTH	TEAM	ADJ.	CONF.	ADJ CONF.
Average RPI Loss:	162	RECORD	PCT. RANK	GAMES	SCHEDULE	OF SCHEDULE	RPI	RPI	RPI	RPI
DIV. I ONLY	1- 13	340	1-9	200	260	320	320	17	17	
DIV. I NON-CONF.	0- 11	338	0-7	115	238	321	321	17	17	
TOTALS	RPI 1-25	RPI 26-50	W-L RECORDS	RPI 51-100	RPI 101-150	RPI 150+				
1- 13	0- 0	0- 0	OVERALL	0- 3	0- 1	1- 9				
0- 6	0- 0	0- 0	HOME	0- 1	0- 0	0- 5				
1- 5	0- 0	0- 0	AWAY	0- 2	0- 1	1- 2				
0- 2	0- 0	0- 0	NEUTRAL	0- 0	0- 0	0- 2				
0- 11	0- 0	0- 0	NON-CONFERENCE	0- 2	0- 1	0- 8				
0- 5	0- 0	0- 0	HOME	0- 1	0- 0	0- 4				
0- 4	0- 0	0- 0	AWAY	0- 1	0- 1	0- 2				
0- 2	0- 0	0- 0	NEUTRAL	0- 0	0- 0	0- 2				
1- 2	0- 0	0- 0	CONFERENCE	0- 1	0- 0	1- 1				
0- 1	0- 0	0- 0	HOME	0- 0	0- 0	0- 1				
1- 1	0- 0	0- 0	AWAY	0- 1	0- 0	1- 0				
0- 0	0- 0	0- 0	NEUTRAL	0- 0	0- 0	0- 0				

RPI 1-25			RPI 26-50			RPI 51-100			RPI 101+			Team's RPI: 320
RPI	S	Opponent	Score	RPI	S	Opponent	Score	RPI	S	Opponent	Score	
						76 A IUPUI	45 82	125 A Western Mich.		67 82		
						86 A Michigan St.	52 110	159 A Butler		60 82		
						95 H Loyola Chicago	60 89	165 A George Mason		62 75		
								168 H Eastern Mich.		70 84		
								169 H Valparaiso		58 77		
								173 H Toledo		64 82		
								179 H Akron		60 81		
								190 N Tennessee Tech		47 69		
								231 N Sacred Heart		60 66		
								294 H Oakland		57 71		
								334 A UIC		70 62		
LAST 10 Division I												
334 A UIC		70	62	76 A IUPUI		45	82					
294 H Oakland		57	71	190 N Tennessee Tech		47	69					
168 H Eastern Mich.		70	84	231 N Sacred Heart		60	66					
173 H Toledo		64	82	179 H Akron		60	81					
169 H Valparaiso		58	77	125 A Western Mich.		67	82					

Non-Div I Games:

Detroit Mercy

Loss, Non-Conf, S Site, H Home A Away N Neutral

Average RPI Win:	322	WON-LOST	WINNING	LAST 10	STRENGTH OF	OPP. STRENGTH	TEAM	ADJ.	CONF.	ADJ CONF.
Average RPI Loss:	161	RECORD	PCT. RANK	GAMES	SCHEDULE	OF SCHEDULE	RPI	RPI	RPI	RPI
DIV. I ONLY	1- 12	337	1-9	225	173	321	321	18	18	
DIV. I NON-CONF.	1- 9	326	1-6	128	175	297	297	18	18	
TOTALS	RPI 1-25	RPI 26-50	W-L RECORDS	RPI 51-100	RPI 101-150	RPI 150+				
1- 12	0- 1	0- 1	OVERALL	0- 1	0- 2	1- 7				
0- 6	0- 0	0- 0	HOME	0- 1	0- 1	0- 4				
1- 6	0- 1	0- 1	AWAY	0- 0	0- 1	1- 3				
0- 0	0- 0	0- 0	NEUTRAL	0- 0	0- 0	0- 0				
1- 9	0- 1	0- 1	NON-CONFERENCE	0- 1	0- 2	1- 4				
0- 5	0- 0	0- 0	HOME	0- 1	0- 1	0- 3				
1- 4	0- 1	0- 1	AWAY	0- 0	0- 1	1- 1				
0- 0	0- 0	0- 0	NEUTRAL	0- 0	0- 0	0- 0				
0- 3	0- 0	0- 0	CONFERENCE	0- 0	0- 0	0- 3				
0- 1	0- 0	0- 0	HOME	0- 0	0- 0	0- 1				
0- 2	0- 0	0- 0	AWAY	0- 0	0- 0	0- 2				
0- 0	0- 0	0- 0	NEUTRAL	0- 0	0- 0	0- 0				

RPI 1-25				RPI 26-50				RPI 51-100				RPI 101+ Team's RPI: 321			
RPI	S	Opponent	Score	RPI	S	Opponent	Score	RPI	S	Opponent	Score	RPI	S	Opponent	Score
17	A	Creighton	59 70	46	A	UNI	63 95	80	H	Iowa St.	58 86	111	H	Wisconsin	63 64
												137	A	Bradley	64 70
												169	H	Valparaiso	54 66
												184	H	Northern Ill.	68 74
												197	A	Northeastern	61 72
												211	H	Wyoming	57 66
												225	H	Western Ill.	78 79
												269	A	Oral Roberts	62 70
												285	A	Denver	82 91
												322	A	New Hampshire	67 61
LAST 10 Division I															
225	H	Western Ill.	78 79	269	A	Oral Roberts	62 70								
285	A	Denver	82 91	197	A	Northeastern	61 72								
111	H	Wisconsin	63 64	211	H	Wyoming	57 66								
137	A	Bradley	64 70	80	H	Iowa St.	58 86								
322	A	New Hampshire	67 61	17	A	Creighton	59 70								

Non-Div I Games: Waldorf 92 26 Mayville St. 97 59

North Dakota St.

New Hampshire

Through Games Of Jan. 8, 2020

Average RPI Win:	332	WON-LOST	WINNING	LAST 10	STRENGTH OF	OPP. STRENGTH	TEAM	ADJ.	CONF.	ADJ CONF.
Average RPI Loss:	181	RECORD	PCT. RANK	GAMES	SCHEDULE	OF SCHEDULE	RPI	RPI	RPI	RPI
DIV. I ONLY	3- 11	300	2-8	284	298	322	322	28	28	
DIV. I NON-CONF.	2- 9	304	1-6	214	301	307	307	29	29	
TOTALS	RPI 1-25	RPI 26-50	W-L RECORDS	RPI 51-100	RPI 101-150	RPI 150+				
3- 11	0- 1	0- 1	OVERALL	0- 0	0- 2	3- 7				
2- 3	0- 0	0- 0	HOME	0- 0	0- 0	2- 3				
1- 8	0- 1	0- 1	AWAY	0- 0	0- 2	1- 4				
0- 0	0- 0	0- 0	NEUTRAL	0- 0	0- 0	0- 0				
2- 9	0- 1	0- 1	NON-CONFERENCE	0- 0	0- 2	2- 5				
1- 3	0- 0	0- 0	HOME	0- 0	0- 0	1- 3				
1- 6	0- 1	0- 1	AWAY	0- 0	0- 2	1- 2				
0- 0	0- 0	0- 0	NEUTRAL	0- 0	0- 0	0- 0				
1- 2	0- 0	0- 0	CONFERENCE	0- 0	0- 0	1- 2				
1- 0	0- 0	0- 0	HOME	0- 0	0- 0	1- 0				
0- 2	0- 0	0- 0	AWAY	0- 0	0- 0	0- 2				
0- 0	0- 0	0- 0	NEUTRAL	0- 0	0- 0	0- 0				

RPI 1-25				RPI 26-50				RPI 51-100				RPI 101+ Team's RPI: 322			
RPI	S	Opponent	Score	RPI	S	Opponent	Score	RPI	S	Opponent	Score	RPI	S	Opponent	Score
18	A	Princeton	37 77	37	A	Baylor	29 97					103	A	Holy Cross	61 82
												139	A	Massachusetts	65 67
												196	A	Merrimack	54 64
												200	H	Boston U.	64 78
												204	A	Dartmouth	47 66
												254	A	Maine	50 67
												256	H	Brown	68 76
												266	A	UMass Lowell	53 58
												317	A	Bryant	68 56
												321	H	North Dakota St.	61 67
												338	H	Central Conn. St.	70 59
												341	H	Hartford	72 71
LAST 10 Division I															
341	H	Hartford	72 71	254	A	Maine	50 67								
266	A	UMass Lowell	53 58	338	H	Central Conn. St.	70 59								
18	A	Princeton	37 77	139	A	Massachusetts	65 67								
103	A	Holy Cross	61 82	321	H	North Dakota St.	61 67								
204	A	Dartmouth	47 66	256	H	Brown	68 76								

Non-Div I Games: Wheaton (MA) 89 44

New Hampshire

Loss, Non-Conf, S Site, H Home A Away N Neutral

Average RPI Win:	317	WON-LOST	WINNING	LAST 10	STRENGTH OF	OPP. STRENGTH	TEAM	ADJ.	CONF.	ADJ CONF.
Average RPI Loss:	193	RECORD	PCT. RANK	GAMES	SCHEDULE	OF SCHEDULE	RPI	RPI	RPI	RPI
DIV. I ONLY	3- 10	292	2-8	281	318	323	323	13	13	
DIV. I NON-CONF.	3- 8	268	2-6	277	315	315	315	16	16	
TOTALS	RPI 1-25	RPI 26-50	W-L RECORDS	RPI 51-100	RPI 101-150	RPI 150+				
3- 10	0- 0	0- 1	OVERALL	0- 1	0- 2	3- 6				
1- 7	0- 0	0- 1	HOME	0- 1	0- 2	1- 3				
2- 3	0- 0	0- 0	AWAY	0- 0	0- 0	2- 3				
0- 0	0- 0	0- 0	NEUTRAL	0- 0	0- 0	0- 0				
3- 8	0- 0	0- 1	NON-CONFERENCE	0- 1	0- 2	3- 4				
1- 7	0- 0	0- 1	HOME	0- 1	0- 2	1- 3				
2- 1	0- 0	0- 0	AWAY	0- 0	0- 0	2- 1				
0- 0	0- 0	0- 0	NEUTRAL	0- 0	0- 0	0- 0				
0- 2	0- 0	0- 0	CONFERENCE	0- 0	0- 0	0- 2				
0- 0	0- 0	0- 0	HOME	0- 0	0- 0	0- 0				
0- 2	0- 0	0- 0	AWAY	0- 0	0- 0	0- 2				
0- 0	0- 0	0- 0	NEUTRAL	0- 0	0- 0	0- 0				

RPI S	Opponent	Score	RPI S	Opponent	Score	RPI S	Opponent	Score	RPI S	Opponent	Score	Team's RPI: 323
36	H FGCU	54 100	72	H North Florida	49 64	145	H Austin Peay	56 58	147	H Bethune-Cookman	60 65	
						214	A Jacksonville	52 77	216	H Northern Ky.	45 67	
						220	A UTEP	34 64	256	H Brown	57 72	
						294	H Oakland	49 58	315	A N.C. Central	59 58	
						316	H Grambling	56 55	319	A Georgia St.	70 63	
						327	A UTSA	45 60				
LAST 10 Division I												
220	A UTEP	34 64	327	A UTSA	45 60							
256	H Brown	57 72	315	A N.C. Central	59 58							
145	H Austin Peay	56 58	216	H Northern Ky.	45 67							
316	H Grambling	56 55	294	H Oakland	49 58							
214	A Jacksonville	52 77	147	H Bethune-Cookman	60 65							

Non-Div I Games:

FIU

■ Loss,
 ■ Non-Conf,
 S Site,
 ■ Home
 ■ Away
 N Neutral

Average RPI Win:	287	WON-LOST	WINNING	LAST 10	STRENGTH OF	OPP. STRENGTH	TEAM	ADJ.	CONF.	ADJ CONF.
Average RPI Loss:	191	RECORD	PCT. RANK	GAMES	SCHEDULE	OF SCHEDULE	RPI	RPI	RPI	RPI
DIV. I ONLY	3- 8	277	3-7	324	275	324	324	20	20	
DIV. I NON-CONF.	2- 7	288	2-6	320	281	338	338	21	21	
TOTALS	RPI 1-25	RPI 26-50	W-L RECORDS	RPI 51-100	RPI 101-150	RPI 150+				
3- 8	0- 0	0- 0	OVERALL	0- 2	0- 1	3- 5				
2- 1	0- 0	0- 0	HOME	0- 0	0- 0	2- 1				
1- 5	0- 0	0- 0	AWAY	0- 2	0- 1	1- 2				
0- 2	0- 0	0- 0	NEUTRAL	0- 0	0- 0	0- 2				
2- 7	0- 0	0- 0	NON-CONFERENCE	0- 2	0- 1	2- 4				
2- 1	0- 0	0- 0	HOME	0- 0	0- 0	2- 1				
0- 4	0- 0	0- 0	AWAY	0- 2	0- 1	0- 1				
0- 2	0- 0	0- 0	NEUTRAL	0- 0	0- 0	0- 2				
1- 1	0- 0	0- 0	CONFERENCE	0- 0	0- 0	1- 1				
0- 0	0- 0	0- 0	HOME	0- 0	0- 0	0- 0				
1- 1	0- 0	0- 0	AWAY	0- 0	0- 0	1- 1				
0- 0	0- 0	0- 0	NEUTRAL	0- 0	0- 0	0- 0				

RPI 1-25			RPI 26-50			RPI 51-100			RPI 101+			Team's RPI: 324
RPI	S	Opponent	Score	RPI	S	Opponent	Score	RPI	S	Opponent	Score	
						60 A Vanderbilt	66 88	118 A Auburn		53 62		
						62 A Troy	64 94	214 H Jacksonville		40 55		
								216 N Northern Ky.		63 66		
								252 A Eastern Ky.		43 33		
								259 H Lipscomb		65 63		
								276 A Alabama St.		63 68		
								286 A Morehead St.		48 67		
								294 N Oakland		55 61		
								351 H Florida A&M		72 67		
LAST 10 Division I												
286 A Morehead St.		48 67	252 A Eastern Ky.		43 33							
118 A Auburn		53 62	276 A Alabama St.		63 68							
214 H Jacksonville		40 55	62 A Troy		64 94							
294 N Oakland		55 61	259 H Lipscomb		65 63							
216 N Northern Ky.		63 66	351 H Florida A&M		72 67							

Non-Div I Games: Clark Atlanta 75 46 Fort Valley St. 87 65

Jacksonville St.

Loss, Non-Conf, S Site, H Home A Away N Neutral

Saint Peter's

Through Games Of Jan. 8, 2020

Average RPI Win:	323	WON-LOST	WINNING	LAST 10	STRENGTH OF	OPP. STRENGTH	TEAM	ADJ.	CONF.	ADJ CONF.
Average RPI Loss:	210	RECORD	PCT. RANK	GAMES	SCHEDULE	OF SCHEDULE	RPI	RPI	RPI	RPI
DIV. I ONLY	4- 7	234	3-7	351	271	325	325	24	24	
DIV. I NON-CONF.	3- 6	235	2-6	350	300	339	339	23	23	
TOTALS	RPI 1-25	RPI 26-50	W-L RECORDS	RPI 51-100	RPI 101-150	RPI 150+				
4- 7	0- 0	0- 0	OVERALL	0- 2	0- 0	4- 5				
2- 2	0- 0	0- 0	HOME	0- 1	0- 0	2- 1				
2- 5	0- 0	0- 0	AWAY	0- 1	0- 0	2- 4				
0- 0	0- 0	0- 0	NEUTRAL	0- 0	0- 0	0- 0				
3- 6	0- 0	0- 0	NON-CONFERENCE	0- 1	0- 0	3- 5				
1- 2	0- 0	0- 0	HOME	0- 1	0- 0	1- 1				
2- 4	0- 0	0- 0	AWAY	0- 0	0- 0	2- 4				
0- 0	0- 0	0- 0	NEUTRAL	0- 0	0- 0	0- 0				
1- 1	0- 0	0- 0	CONFERENCE	0- 1	0- 0	1- 0				
1- 0	0- 0	0- 0	HOME	0- 0	0- 0	1- 0				
0- 1	0- 0	0- 0	AWAY	0- 1	0- 0	0- 0				
0- 0	0- 0	0- 0	NEUTRAL	0- 0	0- 0	0- 0				

RPI 1-25				RPI 26-50				RPI 51-100				RPI 101+				Team's RPI: 325	
RPI	S	Opponent	Score	RPI	S	Opponent	Score	RPI	S	Opponent	Score	RPI	S	Opponent	Score		
								61	A	Marist	76	96	195	A	Howard	80	92
								85	H	Lehigh	71	80	232	A	Delaware St.	66	89
												255	A	Wagner	89	90	
												296	H	Morgan St.	78	77	
												309	A	NJIT	73	76	
												310	H	Siena	87	83	
												331	H	Fairleigh Dickinson	71	77	
												339	A	Coppin St.	82	57	
												348	A	LIU Brooklyn	89	74	
LAST 10 Division I																	
				61	A	Marist	76	96	310	H	Siena	87	83				
				85	H	Lehigh	71	80	296	H	Morgan St.	78	77				
				331	H	Fairleigh Dickinson	71	77	195	A	Howard	80	92				
				232	A	Delaware St.	66	89	339	A	Coppin St.	82	57				
				309	A	NJIT	73	76	255	A	Wagner	89	90				

Non-Div I Games:

Saint Peter's

■ Loss,
 ■ Non-Conf,
 ■ S Site,
 ■ H Home
 ■ A Away
 N Neutral

Average RPI Win:	263	WON-LOST	WINNING	LAST 10	STRENGTH OF	OPP. STRENGTH	TEAM	ADJ.	CONF.	ADJ CONF.
Average RPI Loss:	192	RECORD	PCT. RANK	GAMES	SCHEDULE	OF SCHEDULE	RPI	RPI	RPI	RPI
DIV. I ONLY	2- 8	307	2-8	243	322	326	326	26	26	
DIV. I NON-CONF.	2- 8	295	2-8	242	326	323	323	26	26	
TOTALS	RPI 1-25	RPI 26-50	W-L RECORDS	RPI 51-100	RPI 101-150	RPI 150+				
2- 8	0- 0	0- 1	OVERALL	0- 1	0- 2	2- 4				
2- 3	0- 0	0- 1	HOME	0- 0	0- 1	2- 1				
0- 5	0- 0	0- 0	AWAY	0- 1	0- 1	0- 3				
0- 0	0- 0	0- 0	NEUTRAL	0- 0	0- 0	0- 0				
2- 8	0- 0	0- 1	NON-CONFERENCE	0- 1	0- 2	2- 4				
2- 3	0- 0	0- 1	HOME	0- 0	0- 1	2- 1				
0- 5	0- 0	0- 0	AWAY	0- 1	0- 1	0- 3				
0- 0	0- 0	0- 0	NEUTRAL	0- 0	0- 0	0- 0				
0- 0	0- 0	0- 0	CONFERENCE	0- 0	0- 0	0- 0				
0- 0	0- 0	0- 0	HOME	0- 0	0- 0	0- 0				
0- 0	0- 0	0- 0	AWAY	0- 0	0- 0	0- 0				
0- 0	0- 0	0- 0	NEUTRAL	0- 0	0- 0	0- 0				

RPI S	Opponent	Score	RPI S	Opponent	Score	RPI S	Opponent	Score	RPI S	Opponent	Score	Team's RPI: 326
50	H Old Dominion	55 61	51	A Arizona St.	41 66	116	H Fresno St.	52 79	128	A Saint Mary's (CA)	67 84	
						175	H Lamar University	57 56	261	A Pepperdine	53 63	
						285	A Denver	66 96	307	A Nevada	40 71	
						337	H Seattle U	49 72	337	H Seattle U	49 72	
						350	H Sacramento St.	62 43				
LAST 10 Division I												
337	H Seattle U	49 72	307	A Nevada	40 71							
128	A Saint Mary's (CA)	67 84	350	H Sacramento St.	62 43							
175	H Lamar University	57 56	285	A Denver	66 96							
50	H Old Dominion	55 61	261	A Pepperdine	53 63							
51	A Arizona St.	41 66	116	H Fresno St.	52 79							

Non-Div I Games: Holy Names 100 35

Cal Poly

■ Loss,
 ■ Non-Conf,
 ■ S Site,
 ■ H Home
 ■ A Away
 N Neutral

Average RPI Win:	333	WON-LOST	WINNING	LAST 10	STRENGTH OF	OPP. STRENGTH	TEAM	ADJ.	CONF.	ADJ CONF.
Average RPI Loss:	188	RECORD	PCT. RANK	GAMES	SCHEDULE	OF SCHEDULE	RPI	RPI	RPI	RPI
DIV. I ONLY	2- 8	307	2-8	258	339	327	327	13	13	
DIV. I NON-CONF.	1- 7	321	1-7	226	339	333	333	16	16	
TOTALS	RPI 1-25	RPI 26-50	W-L RECORDS	RPI 51-100	RPI 101-150	RPI 150+				
2- 8	0- 0	0- 0	OVERALL	0- 1	0- 1	2- 6				
2- 2	0- 0	0- 0	HOME	0- 0	0- 0	2- 2				
0- 5	0- 0	0- 0	AWAY	0- 1	0- 1	0- 3				
0- 1	0- 0	0- 0	NEUTRAL	0- 0	0- 0	0- 1				
1- 7	0- 0	0- 0	NON-CONFERENCE	0- 1	0- 1	1- 5				
1- 1	0- 0	0- 0	HOME	0- 0	0- 0	1- 1				
0- 5	0- 0	0- 0	AWAY	0- 1	0- 1	0- 3				
0- 1	0- 0	0- 0	NEUTRAL	0- 0	0- 0	0- 1				
1- 1	0- 0	0- 0	CONFERENCE	0- 0	0- 0	1- 1				
1- 1	0- 0	0- 0	HOME	0- 0	0- 0	1- 1				
0- 0	0- 0	0- 0	AWAY	0- 0	0- 0	0- 0				
0- 0	0- 0	0- 0	NEUTRAL	0- 0	0- 0	0- 0				

RPI 1-25			RPI 26-50			RPI 51-100			RPI 101+			Team's RPI: 327
RPI	S	Opponent	Score	RPI	S	Opponent	Score	RPI	S	Opponent	Score	
						71 A Texas	53 84			146 A Hawaii	50 62	
										164 N Utah	45 91	
										166 H Sam Houston St.	77 81	
										167 A Texas Tech	58 115	
										174 H Fla. Atlantic	53 80	
										280 A Texas St.	69 74	
										323 H FIU	60 45	
										335 A UTRGV	64 75	
										342 H Incarnate Word	63 56	
LAST 10 Division I												
174	H	Fla. Atlantic	53 80	323	H	FIU	60 45					
167	A	Texas Tech	58 115	164	N	Utah	45 91					
166	H	Sam Houston St.	77 81	146	A	Hawaii	50 62					
280	A	Texas St.	69 74	71	A	Texas	53 84					
335	A	UTRGV	64 75	342	H	Incarnate Word	63 56					

Non-Div I Games: Texas Wesleyan 80 78 Southwest (NM) 79 62 Concordia (TX) 73 44

UTSA

Loss, Non-Conf, S Site, H Home A Away N Neutral

Average RPI Win:	343	WON-LOST	WINNING	LAST 10	STRENGTH OF	OPP. STRENGTH	TEAM	ADJ.	CONF.	ADJ CONF.
Average RPI Loss:	186	RECORD	PCT. RANK	GAMES	SCHEDULE	OF SCHEDULE	RPI	RPI	RPI	RPI
DIV. I ONLY	1- 12	337	1-9	137	350	328	328	19	19	
DIV. I NON-CONF.	1- 12	335	1-9	139	349	330	330	20	20	
TOTALS	RPI 1-25	RPI 26-50	W-L RECORDS	RPI 51-100	RPI 101-150	RPI 150+				
1- 12	0- 0	0- 0	OVERALL	0- 0	0- 4	1- 8				
1- 6	0- 0	0- 0	HOME	0- 0	0- 1	1- 5				
0- 6	0- 0	0- 0	AWAY	0- 0	0- 3	0- 3				
0- 0	0- 0	0- 0	NEUTRAL	0- 0	0- 0	0- 0				
1- 12	0- 0	0- 0	NON-CONFERENCE	0- 0	0- 4	1- 8				
1- 6	0- 0	0- 0	HOME	0- 0	0- 1	1- 5				
0- 6	0- 0	0- 0	AWAY	0- 0	0- 3	0- 3				
0- 0	0- 0	0- 0	NEUTRAL	0- 0	0- 0	0- 0				
0- 0	0- 0	0- 0	CONFERENCE	0- 0	0- 0	0- 0				
0- 0	0- 0	0- 0	HOME	0- 0	0- 0	0- 0				
0- 0	0- 0	0- 0	AWAY	0- 0	0- 0	0- 0				
0- 0	0- 0	0- 0	NEUTRAL	0- 0	0- 0	0- 0				

RPI 1-25			RPI 26-50			RPI 51-100			RPI 101+			Team's RPI: 328
RPI	S	Opponent	Score	RPI	S	Opponent	Score	RPI	S	Opponent	Score	
								102	A	Elon	24	68
								107	A	Davidson	51	101
								110	A	North Carolina	55	92
								130	H	Coastal Caro.	43	66
								177	H	Cleveland St.	61	68
								181	H	Campbell	40	61
								190	H	Tennessee Tech	58	62
								203	A	Gardner-Webb	62	88
								212	H	UNC Asheville	47	64
								233	A	Col. of Charleston	62	73
								262	H	Winthrop	60	63
								330	A	USC Upstate	62	70
								343	H	Charleston So.	69	64
LAST 10 Division I												
262	H	Winthrop	60	63	233	A	Col. of Charleston	62	73			
190	H	Tennessee Tech	58	62	130	H	Coastal Caro.	43	66			
177	H	Cleveland St.	61	68	107	A	Davidson	51	101			
343	H	Charleston So.	69	64	212	H	UNC Asheville	47	64			
203	A	Gardner-Webb	62	88	181	H	Campbell	40	61			

Non-Div I Games: Southern Wesleyan 70 37 UVa-Wise 64 55

Western Caro.

■ Loss,
 ■ Non-Conf, S Site,
 ■ Home
 ■ Away
 N Neutral

H
o
f
f
s
t
r
aH
o
f
s
t
r
a

Hofstra

Page 329

USC Upstate

Through Games Of Jan. 8, 2020

Average RPI Win:	342	WON-LOST	WINNING	LAST 10	STRENGTH OF	OPP. STRENGTH	TEAM	ADJ.	CONF.	ADJ CONF.
Average RPI Loss:	170	RECORD	PCT. RANK	GAMES	SCHEDULE	OF SCHEDULE	RPI	RPI	RPI	RPI
DIV. I ONLY	4- 7	234	3-7	343	250	330	330	27	27	
DIV. I NON-CONF.	3- 4	201	2-4	343	169	308	308	27	27	
TOTALS	RPI 1-25	RPI 26-50	W-L RECORDS	RPI 51-100	RPI 101-150	RPI 150+				
4- 7	0- 1	0- 0	OVERALL	0- 1	0- 0	4- 5				
4- 1	0- 0	0- 0	HOME	0- 0	0- 0	4- 1				
0- 6	0- 1	0- 0	AWAY	0- 1	0- 0	0- 4				
0- 0	0- 0	0- 0	NEUTRAL	0- 0	0- 0	0- 0				
3- 4	0- 1	0- 0	NON-CONFERENCE	0- 1	0- 0	3- 2				
3- 0	0- 0	0- 0	HOME	0- 0	0- 0	3- 0				
0- 4	0- 1	0- 0	AWAY	0- 1	0- 0	0- 2				
0- 0	0- 0	0- 0	NEUTRAL	0- 0	0- 0	0- 0				
1- 3	0- 0	0- 0	CONFERENCE	0- 0	0- 0	1- 3				
1- 1	0- 0	0- 0	HOME	0- 0	0- 0	1- 1				
0- 2	0- 0	0- 0	AWAY	0- 0	0- 0	0- 2				
0- 0	0- 0	0- 0	NEUTRAL	0- 0	0- 0	0- 0				

RPI 1-25				RPI 26-50				RPI 51-100				RPI 101+				Team's RPI: 330
RPI	S	Opponent	Score	RPI	S	Opponent	Score	RPI	S	Opponent	Score	RPI	S	Opponent	Score	
3	A	South Carolina	32 112					65	A	Georgia	53 67	181	A	Campbell	38 50	
												212	H	UNC Asheville	48 68	
												214	A	Jacksonville	43 87	
												236	A	East Carolina	48 69	
												282	A	High Point	46 85	
												328	H	Western Caro.	70 62	
												343	H	Charleston So.	70 53	
												345	H	South Carolina St.	58 47	
												351	H	Florida A&M	74 61	
LAST 10 Division I																
282	A	High Point	46 85	212	H	UNC Asheville	48 68	3	A	South Carolina	32 112					
181	A	Campbell	38 50	214	A	Jacksonville	43 87	328	H	Western Caro.	70 62					
343	H	Charleston So.	70 53	236	A	East Carolina	48 69									
345	H	South Carolina St.	58 47													
65	A	Georgia	53 67													

Non-Div I Games: Mars Hill 89 31 UNKNOWN 71 49

USC Upstate

■ Loss,
 ■ Non-Conf,
 ■ S Site,
 ■ Home
 ■ A Away
 N Neutral

Average RPI Win:	290	WON-LOST	WINNING	LAST 10	STRENGTH OF	OPP. STRENGTH	TEAM	ADJ.	CONF.	ADJ CONF.
Average RPI Loss:	247	RECORD	PCT. RANK	GAMES	SCHEDULE	OF SCHEDULE	RPI	RPI	RPI	RPI
DIV. I ONLY	5- 9	239	5-5	348	308	331	331	31	31	
DIV. I NON-CONF.	3- 8	268	3-4	339	318	336	336	30	30	
TOTALS	RPI 1-25	RPI 26-50	W-L RECORDS	RPI 51-100	RPI 101-150	RPI 150+				
5- 9	0- 0	0- 0	OVERALL	0- 0	0- 0	5- 9				
2- 5	0- 0	0- 0	HOME	0- 0	0- 0	2- 5				
3- 4	0- 0	0- 0	AWAY	0- 0	0- 0	3- 4				
0- 0	0- 0	0- 0	NEUTRAL	0- 0	0- 0	0- 0				
3- 8	0- 0	0- 0	NON-CONFERENCE	0- 0	0- 0	3- 8				
1- 4	0- 0	0- 0	HOME	0- 0	0- 0	1- 4				
2- 4	0- 0	0- 0	AWAY	0- 0	0- 0	2- 4				
0- 0	0- 0	0- 0	NEUTRAL	0- 0	0- 0	0- 0				
2- 1	0- 0	0- 0	CONFERENCE	0- 0	0- 0	2- 1				
1- 1	0- 0	0- 0	HOME	0- 0	0- 0	1- 1				
1- 0	0- 0	0- 0	AWAY	0- 0	0- 0	1- 0				
0- 0	0- 0	0- 0	NEUTRAL	0- 0	0- 0	0- 0				

RPI 1-25			RPI 26-50			RPI 51-100			RPI 101+			Team's RPI: 331
RPI	S	Opponent	Score	RPI	S	Opponent	Score	RPI	S	Opponent	Score	
								151	H	Binghamton	48	60
								195	A	Howard	56	64
								221	H	Saint Francis (PA)	56	47
								235	H	Manhattan	61	62
								244	A	Lafayette	29	61
								253	H	Loyola Maryland	46	75
								265	H	Army West Point	68	70
								266	A	UMass Lowell	56	61
								287	A	St. Francis Brooklyn	62	57
								293	A	Pittsburgh	60	69
								309	A	NJIT	68	59
								310	H	Siena	67	58
								317	H	Bryant	45	57
								325	A	Saint Peter's	77	71
LAST 10 Division I												
317	H	Bryant	45	57	221	H	Saint Francis (PA)	56	47			
287	A	St. Francis Brooklyn	62	57	309	A	NJIT	68	59			
266	A	UMass Lowell	56	61	195	A	Howard	56	64			
325	A	Saint Peter's	77	71	265	H	Army West Point	68	70			
310	H	Siena	67	58	151	H	Binghamton	48	60			

Non-Div I Games:

Fairleigh Dickinson

■ Loss,
 ■ Non-Conf,
 S Site,
 ■ Home
 ■ Away
 N Neutral

Average RPI Win:	255	WON-LOST	WINNING	LAST 10	STRENGTH OF	OPP. STRENGTH	TEAM	ADJ.	CONF.	ADJ CONF.
Average RPI Loss:	207	RECORD	PCT. RANK	GAMES	SCHEDULE	OF SCHEDULE	RPI	RPI	RPI	RPI
DIV. I ONLY	2- 9	313	2-8	313	256	332	332	24	24	
DIV. I NON-CONF.	1- 8	322	1-7	305	270	343	343	23	23	
TOTALS	RPI 1-25	RPI 26-50	W-L RECORDS	RPI 51-100	RPI 101-150	RPI 150+				
2- 9	0- 0	0- 0	OVERALL	0- 1	0- 1	2- 7				
1- 2	0- 0	0- 0	HOME	0- 0	0- 1	1- 1				
1- 6	0- 0	0- 0	AWAY	0- 1	0- 0	1- 5				
0- 1	0- 0	0- 0	NEUTRAL	0- 0	0- 0	0- 1				
1- 8	0- 0	0- 0	NON-CONFERENCE	0- 1	0- 1	1- 6				
1- 2	0- 0	0- 0	HOME	0- 0	0- 1	1- 1				
0- 5	0- 0	0- 0	AWAY	0- 1	0- 0	0- 4				
0- 1	0- 0	0- 0	NEUTRAL	0- 0	0- 0	0- 1				
1- 1	0- 0	0- 0	CONFERENCE	0- 0	0- 0	1- 1				
0- 0	0- 0	0- 0	HOME	0- 0	0- 0	0- 0				
1- 1	0- 0	0- 0	AWAY	0- 0	0- 0	1- 1				
0- 0	0- 0	0- 0	NEUTRAL	0- 0	0- 0	0- 0				

RPI 1-25				RPI 26-50				RPI 51-100				RPI 101+				Team's RPI: 332	
RPI	S	Opponent	Score	RPI	S	Opponent	Score	RPI	S	Opponent	Score	RPI	S	Opponent	Score		
								70	A	Buffalo	55	71	105	H	Colgate	69	90
												173	A	Toledo	65	83	
												187	A	Youngstown St.	59	87	
												229	A	Monmouth	71	62	
												230	A	Stetson	52	68	
												235	A	Manhattan	50	68	
												270	N	Appalachian St.	57	74	
												281	H	St. Bonaventure	84	82	
												289	A	Vermont	53	76	
												305	H	Albany (NY)	53	70	
LAST 10 Division I																	
				235	A	Manhattan	50	68		229	A	Monmouth	71	62			
				173	A	Toledo	65	83		305	H	Albany (NY)	53	70			
				270	N	Appalachian St.	57	74		105	H	Colgate	69	90			
				230	A	Stetson	52	68		281	H	St. Bonaventure	84	82			
				289	A	Vermont	53	76		70	A	Buffalo	55	71			

Non-Div I Games:

Canisius

Evansville

Through Games Of Jan. 8, 2020

Average RPI Win:	322	WON-LOST	WINNING	LAST 10	STRENGTH OF	OPP. STRENGTH	TEAM	ADJ.	CONF.	ADJ CONF.
Average RPI Loss:	186	RECORD	PCT. RANK	GAMES	SCHEDULE	OF SCHEDULE	RPI	RPI	RPI	RPI
DIV. I ONLY	2- 10	320	2-8	246	343	333	333	7	7	
DIV. I NON-CONF.	2- 8	295	2-6	315	343	341	341	7	7	
TOTALS	RPI 1-25	RPI 26-50	W-L RECORDS	RPI 51-100	RPI 101-150	RPI 150+				
2- 10	0- 0	0- 0	OVERALL	0- 1	0- 4	2- 5				
2- 2	0- 0	0- 0	HOME	0- 0	0- 0	2- 2				
0- 8	0- 0	0- 0	AWAY	0- 1	0- 4	0- 3				
0- 0	0- 0	0- 0	NEUTRAL	0- 0	0- 0	0- 0				
2- 8	0- 0	0- 0	NON-CONFERENCE	0- 0	0- 3	2- 5				
2- 2	0- 0	0- 0	HOME	0- 0	0- 0	2- 2				
0- 6	0- 0	0- 0	AWAY	0- 0	0- 3	0- 3				
0- 0	0- 0	0- 0	NEUTRAL	0- 0	0- 0	0- 0				
0- 2	0- 0	0- 0	CONFERENCE	0- 1	0- 1	0- 0				
0- 0	0- 0	0- 0	HOME	0- 0	0- 0	0- 0				
0- 2	0- 0	0- 0	AWAY	0- 1	0- 1	0- 0				
0- 0	0- 0	0- 0	NEUTRAL	0- 0	0- 0	0- 0				

RPI 1-25				RPI 26-50				RPI 51-100				RPI 101+				Team's RPI: 333	
RPI	S	Opponent	Score	RPI	S	Opponent	Score	RPI	S	Opponent	Score	RPI	S	Opponent	Score		
								82	A	Illinois St.	58	81	132	A	Southeast Mo. St.	60	83
													137	A	Bradley	51	82
													138	A	Illinois	44	59
													145	A	Austin Peay	64	80
													163	A	Miami (OH)	64	72
													183	H	Murray St.	59	61
													277	H	Eastern Ill.	44	90
													292	A	SIUE	74	85
													298	H	Marshall	66	62
													314	A	Purdue Fort Wayne	64	67
													346	H	Chicago St.	76	42
LAST 10 Division I																	
				137	A	Bradley	51	82		82	A	Illinois St.	58	81			
				163	A	Miami (OH)	64	72		183	H	Murray St.	59	61			
				346	H	Chicago St.	76	42		298	H	Marshall	66	62			
				138	A	Illinois	44	59		145	A	Austin Peay	64	80			
				314	A	Purdue Fort Wayne	64	67		277	H	Eastern Ill.	44	90			

Non-Div I Games: Brescia 77 61

Evansville

Loss, Non-Conf, S Site, H Home A Away N Neutral

UIC				Through Games Of Jan. 8, 2020						
Average RPI Win:	320	WON-LOST	WINNING	LAST 10	STRENGTH OF	OPP. STRENGTH	TEAM	ADJ.	CONF.	ADJ CONF.
Average RPI Loss:	187	RECORD	PCT. RANK	GAMES	SCHEDULE	OF SCHEDULE	RPI	RPI	RPI	RPI
DIV. I ONLY	2- 13	327	2-8	266	310	334	334	17	17	
DIV. I NON-CONF.	1- 10	329	1-5	244	259	324	324	17	17	

TOTALS	RPI 1-25	RPI 26-50		W-L RECORDS	RPI 51-100	RPI 101-150		RPI 150+		
2- 13	0- 1	0- 0		OVERALL	0- 1	0- 1		2- 10		
1- 6	0- 1	0- 0		HOME	0- 0	0- 1		1- 4		
1- 7	0- 0	0- 0		AWAY	0- 1	0- 0		1- 6		
0- 0	0- 0	0- 0		NEUTRAL	0- 0	0- 0		0- 0		
1- 10	0- 1	0- 0		NON-CONFERENCE	0- 1	0- 1		1- 7		
0- 5	0- 1	0- 0		HOME	0- 0	0- 1		0- 3		
1- 5	0- 0	0- 0		AWAY	0- 1	0- 0		1- 4		
0- 0	0- 0	0- 0		NEUTRAL	0- 0	0- 0		0- 0		
1- 3	0- 0	0- 0		CONFERENCE	0- 0	0- 0		1- 3		
1- 1	0- 0	0- 0		HOME	0- 0	0- 0		1- 1		
0- 2	0- 0	0- 0		AWAY	0- 0	0- 0		0- 2		
0- 0	0- 0	0- 0		NEUTRAL	0- 0	0- 0		0- 0		

RPI 1-25				RPI 26-50				RPI 51-100				RPI 101+ Team's RPI: 334			
RPI	S	Opponent	Score	RPI	S	Opponent	Score	RPI	S	Opponent	Score	RPI	S	Opponent	Score
11	H	Florida St.	42 86					53	A	Kansas	50 91	125	H	Western Mich.	52 80
												163	A	Miami (OH)	35 85
												168	H	Eastern Mich.	59 68
												169	A	Valparaiso	37 63
												177	A	Cleveland St.	44 84
												187	A	Youngstown St.	65 77
												202	A	Kansas St.	40 84
												271	H	Indiana St.	40 61
												277	H	Eastern Ill.	45 80
												294	H	Oakland	70 64
												314	A	Purdue Fort Wayne	50 61
												320	H	Detroit Mercy	62 70
												346	A	Chicago St.	73 61

LAST 10 Division I															
320	H	Detroit Mercy	62 70	294	H	Oakland	70 64	125	H	Western Mich.	52 80				
187	A	Youngstown St.	65 77	346	A	Chicago St.	73 61	163	A	Miami (OH)	35 85				
177	A	Cleveland St.	44 84	11	H	Florida St.	42 86								
168	H	Eastern Mich.	59 68												
169	A	Valparaiso	37 63												

Non-Div I Games:

UIC

■ Loss,
 ■ Non-Conf,
 S Site,
 ■ Home
 ■ Away
 N Neutral

Average RPI Win:	313	WON-LOST	WINNING	LAST 10	STRENGTH OF	OPP. STRENGTH	TEAM	ADJ.	CONF.	ADJ CONF.
Average RPI Loss:	186	RECORD	PCT. RANK	GAMES	SCHEDULE	OF SCHEDULE	RPI	RPI	RPI	RPI
DIV. I ONLY	2- 8	307	2-8	288	291	335	335	32	32	
DIV. I NON-CONF.	1- 8	322	1-8	290	275	340	340	32	32	
TOTALS	RPI 1-25	RPI 26-50	W-L RECORDS	RPI 51-100	RPI 101-150	RPI 150+				
2- 8	0- 0	0- 0	OVERALL	0- 2	0- 1	2- 5				
2- 2	0- 0	0- 0	HOME	0- 1	0- 0	2- 1				
0- 4	0- 0	0- 0	AWAY	0- 1	0- 1	0- 2				
0- 2	0- 0	0- 0	NEUTRAL	0- 0	0- 0	0- 2				
1- 8	0- 0	0- 0	NON-CONFERENCE	0- 2	0- 1	1- 5				
1- 2	0- 0	0- 0	HOME	0- 1	0- 0	1- 1				
0- 4	0- 0	0- 0	AWAY	0- 1	0- 1	0- 2				
0- 2	0- 0	0- 0	NEUTRAL	0- 0	0- 0	0- 2				
1- 0	0- 0	0- 0	CONFERENCE	0- 0	0- 0	1- 0				
1- 0	0- 0	0- 0	HOME	0- 0	0- 0	1- 0				
0- 0	0- 0	0- 0	AWAY	0- 0	0- 0	0- 0				
0- 0	0- 0	0- 0	NEUTRAL	0- 0	0- 0	0- 0				

RPI S	Opponent	Score	RPI S	Opponent	Score	RPI S	Opponent	Score	RPI S	Opponent	Score	Team's RPI: 335
						71	A Texas	69 85	106	A Southern California	43 80	
						77	H Texas Southern	44 71	202	A Kansas St.	66 79	
									239	A A&M-Corpus Christi	50 61	
									239	H A&M-Corpus Christi	54 59	
									249	N Long Beach St.	65 69	
									299	H California Baptist	87 68	
									307	N Nevada	57 62	
									327	H UTSA	75 64	
LAST 10 Division I												
			202	A Kansas St.	66 79	299	H California Baptist	87 68				
			307	N Nevada	57 62	327	H UTSA	75 64				
			249	N Long Beach St.	65 69	239	A A&M-Corpus Christi	50 61				
			106	A Southern California	43 80	71	A Texas	69 85				
			239	H A&M-Corpus Christi	54 59	77	H Texas Southern	44 71				

Non-Div I Games: Tex. A&M Int'l 72 56 Tex. A&M-Kingsville 66 45 Texas Lutheran 98 46 Minot St. 75 56

UTRGV

Loss, Non-Conf, S Site, H Home A Away N Neutral

Average RPI Win:	0	WON-LOST	WINNING	LAST 10	STRENGTH OF	OPP. STRENGTH	TEAM	ADJ.	CONF.	ADJ CONF.
Average RPI Loss:	196	RECORD	PCT. RANK	GAMES	SCHEDULE	OF SCHEDULE	RPI	RPI	RPI	RPI
DIV. I ONLY	0- 10	344	0-10	164	337	336	336	20	20	
DIV. I NON-CONF.	0- 8	338	0-8	93	323	316	316	21	21	
TOTALS	RPI 1-25	RPI 26-50	W-L RECORDS	RPI 51-100	RPI 101-150	RPI 150+				
0- 10	0- 0	0- 1	OVERALL	0- 2	0- 0	0- 7				
0- 7	0- 0	0- 0	HOME	0- 1	0- 0	0- 6				
0- 3	0- 0	0- 1	AWAY	0- 1	0- 0	0- 1				
0- 0	0- 0	0- 0	NEUTRAL	0- 0	0- 0	0- 0				
0- 8	0- 0	0- 1	NON-CONFERENCE	0- 2	0- 0	0- 5				
0- 5	0- 0	0- 0	HOME	0- 1	0- 0	0- 4				
0- 3	0- 0	0- 1	AWAY	0- 1	0- 0	0- 1				
0- 0	0- 0	0- 0	NEUTRAL	0- 0	0- 0	0- 0				
0- 2	0- 0	0- 0	CONFERENCE	0- 0	0- 0	0- 2				
0- 2	0- 0	0- 0	HOME	0- 0	0- 0	0- 2				
0- 0	0- 0	0- 0	AWAY	0- 0	0- 0	0- 0				
0- 0	0- 0	0- 0	NEUTRAL	0- 0	0- 0	0- 0				

RPI S	Opponent	Score	RPI S	Opponent	Score	RPI S	Opponent	Score	RPI S	Opponent	Score	Team's RPI: 336
35	A Arizona	42 77	60	H Vanderbilt	55 106	162	H Columbia	65 75	194	H North Ala.	63 88	
			96	A Tennessee	43 73	259	H Lipscomb	64 74	263	A South Alabama	48 70	
						277	H Eastern Ill.	52 73	292	H SIUE	63 76	
						318	H Alcorn	57 62				
LAST 10 Division I												
277	H Eastern Ill.	52 73	292	H SIUE	63 76							
162	H Columbia	65 75	60	H Vanderbilt	55 106							
35	A Arizona	42 77	318	H Alcorn	57 62							
259	H Lipscomb	64 74	194	H North Ala.	63 88							
263	A South Alabama	48 70	96	A Tennessee	43 73							

Non-Div I Games: Wilberforce 83 65 Fisk 91 50

Tennessee St.

Average RPI Win:	318	WON-LOST	WINNING	LAST 10	STRENGTH OF	OPP. STRENGTH	TEAM	ADJ.	CONF.	ADJ CONF.
Average RPI Loss:	196	RECORD	PCT. RANK	GAMES	SCHEDULE	OF SCHEDULE	RPI	RPI	RPI	RPI
DIV. I ONLY	4- 8	244	4-6	340	307	337	337	32	32	
DIV. I NON-CONF.	3- 7	252	3-5	328	304	322	322	32	32	
TOTALS	RPI 1-25	RPI 26-50	W-L RECORDS	RPI 51-100	RPI 101-150	RPI 150+				
4- 8	0- 0	0- 0	OVERALL	0- 1	0- 2	4- 5				
3- 3	0- 0	0- 0	HOME	0- 0	0- 2	3- 1				
1- 5	0- 0	0- 0	AWAY	0- 1	0- 0	1- 4				
0- 0	0- 0	0- 0	NEUTRAL	0- 0	0- 0	0- 0				
3- 7	0- 0	0- 0	NON-CONFERENCE	0- 1	0- 2	3- 4				
2- 2	0- 0	0- 0	HOME	0- 0	0- 2	2- 0				
1- 5	0- 0	0- 0	AWAY	0- 1	0- 0	1- 4				
0- 0	0- 0	0- 0	NEUTRAL	0- 0	0- 0	0- 0				
1- 1	0- 0	0- 0	CONFERENCE	0- 0	0- 0	1- 1				
1- 1	0- 0	0- 0	HOME	0- 0	0- 0	1- 1				
0- 0	0- 0	0- 0	AWAY	0- 0	0- 0	0- 0				
0- 0	0- 0	0- 0	NEUTRAL	0- 0	0- 0	0- 0				

RPI 1-25				RPI 26-50				RPI 51-100				RPI 101+				Team's RPI: 337	
RPI	S	Opponent	Score	RPI	S	Opponent	Score	RPI	S	Opponent	Score	RPI	S	Opponent	Score		
								66	A	Washington	46	78	112	H	Montana St.	65	73
												126	H	Idaho	84	90	
												215	A	Cal St. Fullerton	63	81	
												238	H	UMKC	65	76	
												247	A	Northern Ariz.	80	88	
												249	H	Long Beach St.	66	54	
												278	A	Idaho St.	48	73	
												288	A	Utah St.	63	70	
												326	A	Cal Poly	72	49	
												346	H	Chicago St.	80	51	
												350	H	Sacramento St.	88	84	
LAST 10 Division I																	
238	H	UMKC	65	76	346	H	Chicago St.	80	51								
215	A	Cal St. Fullerton	63	81	112	H	Montana St.	65	73								
326	A	Cal Poly	72	49	66	A	Washington	46	78								
249	H	Long Beach St.	66	54	126	H	Idaho	84	90								
350	H	Sacramento St.	88	84	247	A	Northern Ariz.	80	88								

Non-Div I Games: Warner Pacific 89 47 Saint Martin's 91 81 Central Wash. 75 65

Seattle U

Loss, Non-Conf, S Site, H Home A Away N Neutral

Average RPI Win:	341	WON-LOST	WINNING	LAST 10	STRENGTH OF	OPP. STRENGTH	TEAM	ADJ.	CONF.	ADJ CONF.
Average RPI Loss:	195	RECORD	PCT. RANK	GAMES	SCHEDULE	OF SCHEDULE	RPI	RPI	RPI	RPI
DIV. I ONLY	1- 13	340	1-9	283	299	338	338	31	31	
DIV. I NON-CONF.	1- 10	329	1-6	254	319	329	329	30	30	
TOTALS	RPI 1-25	RPI 26-50	W-L RECORDS	RPI 51-100	RPI 101-150	RPI 150+				
1- 13	0- 0	0- 1	OVERALL	0- 2	0- 1	1- 9				
0- 5	0- 0	0- 0	HOME	0- 0	0- 0	0- 5				
1- 8	0- 0	0- 1	AWAY	0- 2	0- 1	1- 4				
0- 0	0- 0	0- 0	NEUTRAL	0- 0	0- 0	0- 0				
1- 10	0- 0	0- 1	NON-CONFERENCE	0- 2	0- 1	1- 6				
0- 3	0- 0	0- 0	HOME	0- 0	0- 0	0- 3				
1- 7	0- 0	0- 1	AWAY	0- 2	0- 1	1- 3				
0- 0	0- 0	0- 0	NEUTRAL	0- 0	0- 0	0- 0				
0- 3	0- 0	0- 0	CONFERENCE	0- 0	0- 0	0- 3				
0- 2	0- 0	0- 0	HOME	0- 0	0- 0	0- 2				
0- 1	0- 0	0- 0	AWAY	0- 0	0- 0	0- 1				
0- 0	0- 0	0- 0	NEUTRAL	0- 0	0- 0	0- 0				

RPI 1-25				RPI 26-50				RPI 51-100				RPI 101+				Team's RPI: 338	
RPI	S	Opponent	Score	RPI	S	Opponent	Score	RPI	S	Opponent	Score	RPI	S	Opponent	Score		
				36	A	FGCU	60 94	70	A	Buffalo	56 61	120	A	Duquesne	33 72		
								85	A	Lehigh	51 70	154	H	Robert Morris	56 86		
												174	A	Fla. Atlantic	54 72		
												221	H	Saint Francis (PA)	52 64		
												231	A	Sacred Heart	58 66		
												256	H	Brown	73 83		
												266	H	UMass Lowell	54 56		
												293	A	Pittsburgh	73 81		
												305	H	Albany (NY)	63 73		
												322	A	New Hampshire	59 70		
												341	A	Hartford	61 54		
LAST 10 Division I																	
				221	H	Saint Francis (PA)	52 64	231	A	Sacred Heart	58 66						
				154	H	Robert Morris	56 86	322	A	New Hampshire	59 70						
				341	A	Hartford	61 54	266	H	UMass Lowell	54 56						
				36	A	FGCU	60 94	305	H	Albany (NY)	63 73						
				174	A	Fla. Atlantic	54 72	120	A	Duquesne	33 72						

Non-Div I Games:

Central Conn. St.

■ Loss,
 ■ Non-Conf,
 ■ S Site,
 ■ H Home
 ■ A Away
 N Neutral

Average RPI Win:	0	WON-LOST	WINNING	LAST 10	STRENGTH OF	OPP. STRENGTH	TEAM	ADJ.	CONF.	ADJ CONF.
Average RPI Loss:	179	RECORD	PCT. RANK	GAMES	SCHEDULE	OF SCHEDULE	RPI	RPI	RPI	RPI
DIV. I ONLY	0- 14	344	0-10	223	262	339	339	30	30	
DIV. I NON-CONF.	0- 12	338	0-8	167	233	331	331	31	31	
TOTALS	RPI 1-25	RPI 26-50	W-L RECORDS	RPI 51-100	RPI 101-150	RPI 150+				
0- 14	0- 1	0- 2	OVERALL	0- 1	0- 3	0- 7				
0- 4	0- 0	0- 0	HOME	0- 0	0- 0	0- 4				
0- 10	0- 1	0- 2	AWAY	0- 1	0- 3	0- 3				
0- 0	0- 0	0- 0	NEUTRAL	0- 0	0- 0	0- 0				
0- 12	0- 1	0- 2	NON-CONFERENCE	0- 1	0- 3	0- 5				
0- 2	0- 0	0- 0	HOME	0- 0	0- 0	0- 2				
0- 10	0- 1	0- 2	AWAY	0- 1	0- 3	0- 3				
0- 0	0- 0	0- 0	NEUTRAL	0- 0	0- 0	0- 0				
0- 2	0- 0	0- 0	CONFERENCE	0- 0	0- 0	0- 2				
0- 2	0- 0	0- 0	HOME	0- 0	0- 0	0- 2				
0- 0	0- 0	0- 0	AWAY	0- 0	0- 0	0- 0				
0- 0	0- 0	0- 0	NEUTRAL	0- 0	0- 0	0- 0				

RPI 1-25				RPI 26-50				RPI 51-100				RPI 101+ Team's RPI: 339			
RPI	S	Opponent	Score	RPI	S	Opponent	Score	RPI	S	Opponent	Score	RPI	S	Opponent	Score
22	A	West Virginia	47 82	39	A	South Dakota	44 82	97	A	South Dakota St.	41 94	114	A	George Washington	35 54
				40	A	Rutgers	33 107					119	A	Dayton	48 78
												144	A	Cincinnati	40 86
												189	H	Norfolk St.	48 85
												205	A	La Salle	46 79
												264	H	Niagara	67 82
												298	A	Marshall	47 60
												304	A	UMBC	48 71
												325	H	Saint Peter's	57 82
												345	H	South Carolina St.	60 71
LAST 10 Division I															
345	H	South Carolina St.	60 71	189	H	Norfolk St.	48 85								
119	A	Dayton	48 78	97	A	South Dakota St.	41 94								
144	A	Cincinnati	40 86	114	A	George Washington	35 54								
264	H	Niagara	67 82	205	A	La Salle	46 79								
39	A	South Dakota	44 82	22	A	West Virginia	47 82								

Non-Div I Games:

Coppin St.

■ Loss,
 ■ Non-Conf,
 ■ S Site,
 ■ H Home
 ■ A Away
 N Neutral

Average RPI Win: 311		WON-LOST	WINNING	LAST 10	STRENGTH OF	OPP. STRENGTH	TEAM	ADJ.	CONF.	ADJ CONF.
Average RPI Loss: 195		RECORD	PCT. RANK	GAMES	SCHEDULE	OF SCHEDULE	RPI	RPI	RPI	RPI
DIV. I ONLY		2- 9	313	2-8	292	340	340	340	25	25
DIV. I NON-CONF.		1- 5	313	1-4	222	282	318	318	24	24
TOTALS	RPI 1-25		RPI 26-50		W-L RECORDS	RPI 51-100	RPI 101-150		RPI 150+	
2- 9	0- 0		0- 1		OVERALL	0- 1	0- 0		2- 7	
2- 4	0- 0		0- 0		HOME	0- 0	0- 0		2- 4	
0- 5	0- 0		0- 1		AWAY	0- 1	0- 0		0- 3	
0- 0	0- 0		0- 0		NEUTRAL	0- 0	0- 0		0- 0	
1- 5	0- 0		0- 1		NON-CONFERENCE	0- 1	0- 0		1- 3	
1- 1	0- 0		0- 0		HOME	0- 0	0- 0		1- 1	
0- 4	0- 0		0- 1		AWAY	0- 1	0- 0		0- 2	
0- 0	0- 0		0- 0		NEUTRAL	0- 0	0- 0		0- 0	
1- 4	0- 0		0- 0		CONFERENCE	0- 0	0- 0		1- 4	
1- 3	0- 0		0- 0		HOME	0- 0	0- 0		1- 3	
0- 1	0- 0		0- 0		AWAY	0- 0	0- 0		0- 1	
0- 0	0- 0		0- 0		NEUTRAL	0- 0	0- 0		0- 0	

RPI 1-25				RPI 26-50				RPI 51-100				RPI 101+				Team's RPI: 340	
RPI	S	Opponent	Score	RPI	S	Opponent	Score	RPI	S	Opponent	Score	RPI	S	Opponent	Score		
				43	A	Arkansas	39 99					166	H	Sam Houston St.	69 79		
												167	A	Texas Tech	49 79		
												175	A	Lamar University	58 61		
												207	H	Jackson St.	49 66		
												239	H	A&M-Corpus Christi	59 72		
												306	H	Houston Baptist	69 60		
												316	H	Grambling	65 61		
												342	H	Incarnate Word	67 69		
												349	A	La.-Monroe	54 63		
LAST 10 Division I																	
				306	H	Houston Baptist	69 60					342	H	Incarnate Word	67 69		
				239	H	A&M-Corpus Christi	59 72					43	A	Arkansas	39 99		
				71	A	Texas	49 91					316	H	Grambling	65 61		
				175	A	Lamar University	58 61					167	A	Texas Tech	49 79		
				166	H	Sam Houston St.	69 79					349	A	La.-Monroe	54 63		

Northwestern St.

■ Loss, ■ Non-Conf, S Site, H Home A Away N Neutral

Average RPI Win:	0	WON-LOST	WINNING	LAST 10	STRENGTH OF	OPP. STRENGTH	TEAM	ADJ.	CONF.	ADJ CONF.
Average RPI Loss:	196	RECORD	PCT. RANK	GAMES	SCHEDULE	OF SCHEDULE	RPI	RPI	RPI	RPI
DIV. I ONLY	0- 16	344	0-10	232	311	341	341	28	28	
DIV. I NON-CONF.	0- 13	338	0-7	162	313	334	334	29	29	
TOTALS	RPI 1-25	RPI 26-50	W-L RECORDS	RPI 51-100	RPI 101-150	RPI 150+				
0- 16	0- 1	0- 0	OVERALL	0- 2	0- 4	0- 9				
0- 7	0- 0	0- 0	HOME	0- 0	0- 1	0- 6				
0- 9	0- 1	0- 0	AWAY	0- 2	0- 3	0- 3				
0- 0	0- 0	0- 0	NEUTRAL	0- 0	0- 0	0- 0				
0- 13	0- 1	0- 0	NON-CONFERENCE	0- 2	0- 4	0- 6				
0- 6	0- 0	0- 0	HOME	0- 0	0- 1	0- 5				
0- 7	0- 1	0- 0	AWAY	0- 2	0- 3	0- 1				
0- 0	0- 0	0- 0	NEUTRAL	0- 0	0- 0	0- 0				
0- 3	0- 0	0- 0	CONFERENCE	0- 0	0- 0	0- 3				
0- 1	0- 0	0- 0	HOME	0- 0	0- 0	0- 1				
0- 2	0- 0	0- 0	AWAY	0- 0	0- 0	0- 2				
0- 0	0- 0	0- 0	NEUTRAL	0- 0	0- 0	0- 0				

RPI S	Opponent	Score	RPI S	Opponent	Score	RPI S	Opponent	Score	RPI S	Opponent	Score	Team's RPI: 341
18	A Princeton	42 73				86	A Michigan St.	34 79	115	H Providence	57 75	
						93	A Penn	46 74	123	A William & Mary	44 61	
									129	A Harvard	44 53	
									139	A Massachusetts	48 74	
									197	A Northeastern	47 60	
									198	H Rhode Island	56 68	
									213	H Quinnipiac	50 87	
									254	A Maine	73 87	
									266	H UMass Lowell	63 68	
									309	H NJIT	52 61	
									322	A New Hampshire	71 72	
									329	H Hofstra	41 43	
									338	H Central Conn. St.	54 61	
LAST 10 Division I												
322	A New Hampshire	71 72	266	H UMass Lowell	63 68							
254	A Maine	73 87	18	A Princeton	42 73							
213	H Quinnipiac	50 87	309	H NJIT	52 61							
338	H Central Conn. St.	54 61	93	A Penn	46 74							
197	A Northeastern	47 60	123	A William & Mary	44 61							

Non-Div I Games:

Hartford

■ Loss,
 ■ Non-Conf, S Site,
 ■ Home
 ■ Away
 N Neutral

Average RPI Win: 326		WON-LOST	WINNING	LAST 10	STRENGTH OF	OPP. STRENGTH	TEAM	ADJ.	CONF.	ADJ CONF.
Average RPI Loss: 238		RECORD	PCT. RANK	GAMES	SCHEDULE	OF SCHEDULE	RPI	RPI	RPI	RPI
DIV. I ONLY		2- 6	282	2-6	350	304	342	342	25	25
DIV. I NON-CONF.		0- 5	338	0-5	316	306	348	348	24	24
TOTALS	RPI 1-25		RPI 26-50		W-L RECORDS		RPI 51-100		RPI 101-150	RPI 150+
2- 6	0- 0		0- 0		OVERALL		0- 0		0- 1	2- 5
1- 2	0- 0		0- 0		HOME		0- 0		0- 0	1- 2
1- 4	0- 0		0- 0		AWAY		0- 0		0- 1	1- 3
0- 0	0- 0		0- 0		NEUTRAL		0- 0		0- 0	0- 0
0- 5	0- 0		0- 0		NON-CONFERENCE		0- 0		0- 1	0- 4
0- 1	0- 0		0- 0		HOME		0- 0		0- 0	0- 1
0- 4	0- 0		0- 0		AWAY		0- 0		0- 1	0- 3
0- 0	0- 0		0- 0		NEUTRAL		0- 0		0- 0	0- 0
2- 1	0- 0		0- 0		CONFERENCE		0- 0		0- 0	2- 1
1- 1	0- 0		0- 0		HOME		0- 0		0- 0	1- 1
1- 0	0- 0		0- 0		AWAY		0- 0		0- 0	1- 0
0- 0	0- 0		0- 0		NEUTRAL		0- 0		0- 0	0- 0

RPI 1-25				RPI 26-50				RPI 51-100				RPI 101+				Team's RPI: 342	
RPI	S	Opponent	Score	RPI	S	Opponent	Score	RPI	S	Opponent	Score	RPI	S	Opponent	Score		
												121	A	Ohio	41	78	
												202	A	Kansas St.	41	85	
												237	A	Colorado St.	47	75	
												251	H	Central Ark.	37	47	
												291	H	San Diego St.	48	57	
												311	H	Nicholls St.	53	51	
												327	A	UTSA	56	63	
												340	A	Northwestern St.	69	67	
LAST 10 Division I																	
				311	H	Nicholls St.	53	51	340	A	Northwestern St.	69	67				
				291	H	San Diego St.	48	57	121	A	Ohio	41	78				
				251	H	Central Ark.	37	47	327	A	UTSA	56	63				
				202	A	Kansas St.	41	85									
				237	A	Colorado St.	47	75									

[illegible]

■ Loss, ■ Non-Conf, S Site, H Home A Away N Neutral

Average RPI Win: 0		WON-LOST	WINNING	LAST 10	STRENGTH OF	OPP. STRENGTH	TEAM	ADJ.	CONF.	ADJ CONF.
Average RPI Loss: 213		RECORD	PCT. RANK	GAMES	SCHEDULE	OF SCHEDULE	RPI	RPI	RPI	RPI
DIV. I ONLY		0- 10	344	0-10	224	346	343	343	27	27
DIV. I NON-CONF.		0- 7	338	0-7	140	340	335	335	27	27
TOTALS		RPI 1-25	RPI 26-50	W-L RECORDS	RPI 51-100	RPI 101-150	RPI 150+			
0- 10	0- 1		0- 0	OVERALL	0- 0	0- 3	0- 6			
0- 5	0- 0		0- 0	HOME	0- 0	0- 2	0- 3			
0- 5	0- 1		0- 0	AWAY	0- 0	0- 1	0- 3			
0- 0	0- 0		0- 0	NEUTRAL	0- 0	0- 0	0- 0			
0- 7	0- 1		0- 0	NON-CONFERENCE	0- 0	0- 3	0- 3			
0- 4	0- 0		0- 0	HOME	0- 0	0- 2	0- 2			
0- 3	0- 1		0- 0	AWAY	0- 0	0- 1	0- 1			
0- 0	0- 0		0- 0	NEUTRAL	0- 0	0- 0	0- 0			
0- 3	0- 0		0- 0	CONFERENCE	0- 0	0- 0	0- 3			
0- 1	0- 0		0- 0	HOME	0- 0	0- 0	0- 1			
0- 2	0- 0		0- 0	AWAY	0- 0	0- 0	0- 2			
0- 0	0- 0		0- 0	NEUTRAL	0- 0	0- 0	0- 0			

RPI 1-25				RPI 26-50				RPI 51-100				RPI 101+				Team's RPI: 343	
RPI	S	Opponent	Score	RPI	S	Opponent	Score	RPI	S	Opponent	Score	RPI	S	Opponent	Score		
11	A	Florida St.	36 88									110	A	North Carolina	54 85		
												135	H	North Dakota	57 73		
												147	H	Bethune-Cookman	41 81		
												203	H	Gardner-Webb	52 79		
												233	H	Col. of Charleston	70 79		
												290	A	Radford	35 72		
												328	A	Western Caro.	64 69		
												330	A	USC Upstate	53 70		
												345	H	South Carolina St.	75 81		
LAST 10 Division I																	
233	H	Col. of Charleston	70 79	290	A	Radford	35 72										
328	A	Western Caro.	64 69	203	H	Gardner-Webb	52 79										
135	H	North Dakota	57 73	330	A	USC Upstate	53 70										
147	H	Bethune-Cookman	41 81	345	H	South Carolina St.	75 81										
110	A	North Carolina	54 85	11	A	Florida St.	36 88										

Non-Div I Games:	Columbia (SC)	76	59	Virginia-Lynchburg	92	55
------------------	---------------	----	----	--------------------	----	----

Charleston So.

■ Loss, ■ Non-Conf, S Site, H Home A Away N Neutral

Average RPI Win:	291	WON-LOST	WINNING	LAST 10	STRENGTH OF	OPP. STRENGTH	TEAM	ADJ.	CONF.	ADJ CONF.
Average RPI Loss:	217	RECORD	PCT. RANK	GAMES	SCHEDULE	OF SCHEDULE	RPI	RPI	RPI	RPI
DIV. I ONLY	3- 9	282	3-7	342	278	344	344	32	32	
DIV. I NON-CONF.	1- 9	326	1-7	333	257	347	347	32	32	
TOTALS	RPI 1-25	RPI 26-50	W-L RECORDS	RPI 51-100	RPI 101-150	RPI 150+				
3- 9	0- 0	0- 0	OVERALL	0- 0	0- 2	3- 7				
3- 4	0- 0	0- 0	HOME	0- 0	0- 0	3- 4				
0- 5	0- 0	0- 0	AWAY	0- 0	0- 2	0- 3				
0- 0	0- 0	0- 0	NEUTRAL	0- 0	0- 0	0- 0				
1- 9	0- 0	0- 0	NON-CONFERENCE	0- 0	0- 2	1- 7				
1- 4	0- 0	0- 0	HOME	0- 0	0- 0	1- 4				
0- 5	0- 0	0- 0	AWAY	0- 0	0- 2	0- 3				
0- 0	0- 0	0- 0	NEUTRAL	0- 0	0- 0	0- 0				
2- 0	0- 0	0- 0	CONFERENCE	0- 0	0- 0	2- 0				
2- 0	0- 0	0- 0	HOME	0- 0	0- 0	2- 0				
0- 0	0- 0	0- 0	AWAY	0- 0	0- 0	0- 0				
0- 0	0- 0	0- 0	NEUTRAL	0- 0	0- 0	0- 0				

RPI 1-25				RPI 26-50				RPI 51-100				RPI 101+				Team's RPI: 344	
RPI	S	Opponent	Score	RPI	S	Opponent	Score	RPI	S	Opponent	Score	RPI	S	Opponent	Score		
												109	A	Boise St.	69	77	
												133	A	BYU	57	71	
												152	H	Montana	52	63	
												160	H	Southern Utah	58	71	
												238	H	UMKC	62	41	
												240	A	UC Riverside	53	67	
												271	A	UC Santa Barbara	51	59	
												278	H	Idaho St.	61	88	
												288	H	Utah St.	57	49	
												301	A	Weber St.	46	72	
												307	H	Nevada	57	60	
												346	H	Chicago St.	89	58	
LAST 10 Division I																	
				301	A	Weber St.	46	72	238	H	UMKC	62	41				
				133	A	BYU	57	71	346	H	Chicago St.	89	58				
				152	H	Montana	52	63	288	H	Utah St.	57	49				
				278	H	Idaho St.	61	88	240	A	UC Riverside	53	67				
				109	A	Boise St.	69	77	307	H	Nevada	57	60				

Utah Valley

■ Loss, ■ Non-Conf, S Site, H Home A Away N Neutral

Page 344

Average RPI Win: 0		WON-LOST	WINNING	LAST 10	STRENGTH OF	OPP. STRENGTH	TEAM	ADJ.	CONF.	ADJ CONF.
Average RPI Loss: 218		RECORD	PCT. RANK	GAMES	SCHEDULE	OF SCHEDULE	RPI	RPI	RPI	RPI
DIV. I ONLY		0- 15	344	0-10	291	320	346	346	32	32
DIV. I NON-CONF.		0- 13	338	0-8	253	286	342	342	32	32
TOTALS		RPI 1-25	RPI 26-50	W-L RECORDS	RPI 51-100	RPI 101-150	RPI 150+			
0- 15	0- 0		0- 1	OVERALL	0- 1	0- 4	0- 9			
0- 6	0- 0		0- 1	HOME	0- 1	0- 1	0- 3			
0- 8	0- 0		0- 0	AWAY	0- 0	0- 3	0- 5			
0- 1	0- 0		0- 0	NEUTRAL	0- 0	0- 0	0- 1			
0- 13	0- 0		0- 1	NON-CONFERENCE	0- 1	0- 4	0- 7			
0- 6	0- 0		0- 1	HOME	0- 1	0- 1	0- 3			
0- 6	0- 0		0- 0	AWAY	0- 0	0- 3	0- 3			
0- 1	0- 0		0- 0	NEUTRAL	0- 0	0- 0	0- 1			
0- 2	0- 0		0- 0	CONFERENCE	0- 0	0- 0	0- 2			
0- 0	0- 0		0- 0	HOME	0- 0	0- 0	0- 0			
0- 2	0- 0		0- 0	AWAY	0- 0	0- 0	0- 2			
0- 0	0- 0		0- 0	NEUTRAL	0- 0	0- 0	0- 0			

RPI 1-25				RPI 26-50				RPI 51-100				RPI 101+				Team's RPI: 346	
RPI	S	Opponent	Score	RPI	S	Opponent	Score	RPI	S	Opponent	Score	RPI	S	Opponent	Score		
				35	H	Arizona	50 82	95	H	Loyola Chicago	53 98	117	A	UT Arlington	53 84		
												125	A	Western Mich.	69 90		
												138	A	Illinois	66 96		
												142	H	Green Bay	46 102		
												169	A	Valparaiso	49 95		
												225	H	Western Ill.	78 88		
												271	N	UC Santa Barbara	65 96		
												294	H	Oakland	70 98		
												307	A	Nevada	60 80		
												333	A	Evansville	42 76		
												334	H	UIC	61 73		
												337	A	Seattle U	51 80		
												344	A	Utah Valley	58 89		
LAST 10 Division I																	
				333	A	Evansville	42 76	337	A	Seattle U	51 80						
				125	A	Western Mich.	69 90	344	A	Utah Valley	58 89						
				225	H	Western Ill.	78 88	169	A	Valparaiso	49 95						
				334	H	UIC	61 73	307	A	Nevada	60 80						
				271	N	UC Santa Barbara	65 96	142	H	Green Bay	46 102						

Non-Div I Games:

Chicago St.

■ Loss, ■ Non-Conf, S Site, H Home A Away N Neutral

Average RPI Win: 351		WON-LOST	WINNING	LAST 10	STRENGTH OF	OPP. STRENGTH	TEAM	ADJ.	CONF.	ADJ CONF.
Average RPI Loss: 224		RECORD	PCT. RANK	GAMES	SCHEDULE	OF SCHEDULE	RPI	RPI	RPI	RPI
DIV. I ONLY		1- 11	333	1-9	318	334	347	347	29	29
DIV. I NON-CONF.		1- 10	329	1-8	288	342	344	344	28	28
TOTALS		RPI 1-25	RPI 26-50	W-L RECORDS	RPI 51-100	RPI 101-150	RPI 150+			
1- 11	0- 0		0- 0	OVERALL	0- 0	0- 1	1- 10			
1- 3	0- 0		0- 0	HOME	0- 0	0- 1	1- 2			
0- 7	0- 0		0- 0	AWAY	0- 0	0- 0	0- 7			
0- 1	0- 0		0- 0	NEUTRAL	0- 0	0- 0	0- 1			
1- 10	0- 0		0- 0	NON-CONFERENCE	0- 0	0- 1	1- 9			
1- 2	0- 0		0- 0	HOME	0- 0	0- 1	1- 1			
0- 7	0- 0		0- 0	AWAY	0- 0	0- 0	0- 7			
0- 1	0- 0		0- 0	NEUTRAL	0- 0	0- 0	0- 1			
0- 1	0- 0		0- 0	CONFERENCE	0- 0	0- 0	0- 1			
0- 1	0- 0		0- 0	HOME	0- 0	0- 0	0- 1			
0- 0	0- 0		0- 0	AWAY	0- 0	0- 0	0- 0			
0- 0	0- 0		0- 0	NEUTRAL	0- 0	0- 0	0- 0			

RPI 1-25				RPI 26-50				RPI 51-100				RPI 101+				Team's RPI: 347	
RPI	S	Opponent	Score	RPI	S	Opponent	Score	RPI	S	Opponent	Score	RPI	S	Opponent	Score		
												145	H	Austin Peay	82	100	
												157	A	Southern Miss.	80	84	
												180	A	Memphis	54	91	
												183	H	Murray St.	66	72	
												194	A	North Ala.	60	86	
												211	A	Wyoming	22	95	
												237	A	Colorado St.	46	65	
												250	A	Ole Miss	53	72	
												274	H	Ark.-Pine Bluff	77	80	
												284	N	Omaha	70	78	
												349	A	La.-Monroe	66	74	
												351	H	Florida A&M	71	70	
LAST 10 Division I																	
237	A	Colorado St.	46	65	274	H	Ark.-Pine Bluff	77	80								
211	A	Wyoming	22	95	349	A	La.-Monroe	66	74								
351	H	Florida A&M	71	70	180	A	Memphis	54	91								
284	N	Omaha	70	78	145	H	Austin Peay	82	100								
157	A	Southern Miss.	80	84	183	H	Murray St.	66	72								

Non-Div I Games:

Mississippi Val.

■ Loss, ■ Non-Conf, S Site, H Home A Away N Neutral

Average RPI Win:	329	WON-LOST	WINNING	LAST 10	STRENGTH OF	OPP. STRENGTH	TEAM	ADJ.	CONF.	ADJ CONF.
Average RPI Loss:	245	RECORD	PCT. RANK	GAMES	SCHEDULE	OF SCHEDULE	RPI	RPI	RPI	RPI
DIV. I ONLY	1- 12	337	1-9	306	347	348	348	31	31	
DIV. I NON-CONF.	1- 10	329	1-7	293	347	345	345	30	30	
TOTALS	RPI 1-25	RPI 26-50	W-L RECORDS	RPI 51-100	RPI 101-150	RPI 150+				
1- 12	0- 0	0- 0	OVERALL	0- 1	0- 0	1- 11				
1- 6	0- 0	0- 0	HOME	0- 1	0- 0	1- 5				
0- 6	0- 0	0- 0	AWAY	0- 0	0- 0	0- 6				
0- 0	0- 0	0- 0	NEUTRAL	0- 0	0- 0	0- 0				
1- 10	0- 0	0- 0	NON-CONFERENCE	0- 1	0- 0	1- 9				
1- 6	0- 0	0- 0	HOME	0- 1	0- 0	1- 5				
0- 4	0- 0	0- 0	AWAY	0- 0	0- 0	0- 4				
0- 0	0- 0	0- 0	NEUTRAL	0- 0	0- 0	0- 0				
0- 2	0- 0	0- 0	CONFERENCE	0- 0	0- 0	0- 2				
0- 0	0- 0	0- 0	HOME	0- 0	0- 0	0- 0				
0- 2	0- 0	0- 0	AWAY	0- 0	0- 0	0- 2				
0- 0	0- 0	0- 0	NEUTRAL	0- 0	0- 0	0- 0				

RPI 1-25				RPI 26-50				RPI 51-100				RPI 101+ Team's RPI: 348					
RPI	S	Opponent	Score	RPI	S	Opponent	Score	RPI	S	Opponent	Score	RPI	S	Opponent	Score		
								83	H	Stony Brook	49	79	177	H	Cleveland St.	49	79
													198	A	Rhode Island	56	79
													223	A	Mt. St. Mary's	57	75
													244	A	Lafayette	60	65
													265	A	Army West Point	60	67
													266	A	UMass Lowell	56	65
													268	H	Fairfield	51	53
													287	A	St. Francis Brooklyn	63	88
													289	H	Vermont	62	73
													315	H	N.C. Central	59	61
													325	H	Saint Peter's	74	89
													329	H	Hofstra	85	46
LAST 10 Division I																	
				289	H	Vermont	62	73		287	A	St. Francis Brooklyn	63	88			
				266	A	UMass Lowell	56	65		223	A	Mt. St. Mary's	57	75			
				265	A	Army West Point	60	67		315	H	N.C. Central	59	61			
				329	H	Hofstra	85	46		244	A	Lafayette	60	65			
				83	H	Stony Brook	49	80		177	H	Cleveland St.	49	79			

Non-Div I Games:

LIU Brooklyn

■ Loss,
 ■ Non-Conf,
 ■ S Site,
 ■ H Home
 ■ A Away
 N Neutral

DIV. I ONLY				DIV. I NON-CONF.						
Average RPI Win:	344	WON-LOST	WINNING	LAST 10	STRENGTH OF	OPP. STRENGTH	TEAM	ADJ.	CONF.	ADJ CONF.
Average RPI Loss:	234	RECORD	PCT. RANK	GAMES	SCHEDULE	OF SCHEDULE	RPI	RPI	RPI	RPI
DIV. I ONLY	2- 12	324	1-9	333	335	349	349	23	23	
DIV. I NON-CONF.	2- 9	304	1-6	345	334	349	349	22	22	

TOTALS	RPI 1-25		RPI 26-50		W-L RECORDS		RPI 51-100		RPI 101-150	RPI 150+
2- 12	0- 0		0- 0		OVERALL		0- 1		0- 0	2- 11
2- 4	0- 0		0- 0		HOME		0- 1		0- 0	2- 3
0- 8	0- 0		0- 0		AWAY		0- 0		0- 0	0- 8
0- 0	0- 0		0- 0		NEUTRAL		0- 0		0- 0	0- 0
2- 9	0- 0		0- 0		NON-CONFERENCE		0- 0		0- 0	2- 9
2- 3	0- 0		0- 0		HOME		0- 0		0- 0	2- 3
0- 6	0- 0		0- 0		AWAY		0- 0		0- 0	0- 6
0- 0	0- 0		0- 0		NEUTRAL		0- 0		0- 0	0- 0
0- 3	0- 0		0- 0		CONFERENCE		0- 1		0- 0	0- 2
0- 1	0- 0		0- 0		HOME		0- 1		0- 0	0- 0
0- 2	0- 0		0- 0		AWAY		0- 0		0- 0	0- 2
0- 0	0- 0		0- 0		NEUTRAL		0- 0		0- 0	0- 0

RPI 1-25				RPI 26-50				RPI 51-100				RPI 101+				Team's RPI: 349	
RPI	S	Opponent	Score	RPI	S	Opponent	Score	RPI	S	Opponent	Score	RPI	S	Opponent	Score		
								62	H	Troy	65	72	157	H	Southern Miss.	42	57
													167	A	Texas Tech	38	83
													190	A	Tennessee Tech	68	75
													227	A	North Texas	51	63
													234	H	Southeastern La.	52	65
													250	A	Ole Miss	42	66
													273	A	Ga. Southern	47	64
													306	H	Houston Baptist	65	72
													308	A	McNeese	69	72
													311	A	Nicholls St.	59	74
													319	A	Georgia St.	52	68
													340	H	Northwestern St.	63	54
													347	H	Mississippi Val.	74	66
EAST 10 Division I																	
347	H	Mississippi Val.	74	66	62	H	Troy	65	72								
167	A	Texas Tech	38	83	319	A	Georgia St.	52	68								
227	A	North Texas	51	63	273	A	Ga. Southern	47	64								
311	A	Nicholls St.	59	74	308	A	McNeese	69	72								
306	H	Houston Baptist	65	72	234	H	Southeastern La.	52	65								

Non-Div I Games:

La.-Monroe

Loss, Non-Conf, S Site, H Home A Away N Neutral

Average RPI Win:	0	WON-LOST	WINNING	LAST 10	STRENGTH OF	OPP. STRENGTH	TEAM	ADJ.	CONF.	ADJ CONF.
Average RPI Loss:	214	RECORD	PCT. RANK	GAMES	SCHEDULE	OF SCHEDULE	RPI	RPI	RPI	RPI
DIV. I ONLY	0- 10	344	0-10	316	259	350	350	21	21	
DIV. I NON-CONF.	0- 7	338	0-7	329	271	351	351	19	19	
TOTALS	RPI 1-25	RPI 26-50	W-L RECORDS	RPI 51-100	RPI 101-150	RPI 150+				
0- 10	0- 1	0- 0	OVERALL	0- 0	0- 1	0- 8				
0- 3	0- 1	0- 0	HOME	0- 0	0- 1	0- 1				
0- 7	0- 0	0- 0	AWAY	0- 0	0- 0	0- 7				
0- 0	0- 0	0- 0	NEUTRAL	0- 0	0- 0	0- 0				
0- 7	0- 1	0- 0	NON-CONFERENCE	0- 0	0- 0	0- 6				
0- 1	0- 1	0- 0	HOME	0- 0	0- 0	0- 0				
0- 6	0- 0	0- 0	AWAY	0- 0	0- 0	0- 6				
0- 0	0- 0	0- 0	NEUTRAL	0- 0	0- 0	0- 0				
0- 3	0- 0	0- 0	CONFERENCE	0- 0	0- 1	0- 2				
0- 2	0- 0	0- 0	HOME	0- 0	0- 1	0- 1				
0- 1	0- 0	0- 0	AWAY	0- 0	0- 0	0- 1				
0- 0	0- 0	0- 0	NEUTRAL	0- 0	0- 0	0- 0				

RPI 1-25				RPI 26-50				RPI 51-100				RPI 101+ Team's RPI: 350			
RPI	S	Opponent	Score	RPI	S	Opponent	Score	RPI	S	Opponent	Score	RPI	S	Opponent	Score
24	H	Ohio St.	74 104									112	H	Montana St.	48 85
												152	H	Montana	60 64
												185	A	San Francisco	82 87
												193	A	San Jose St.	67 73
												222	A	UC Davis	75 77
												278	A	Idaho St.	62 80
												307	A	Nevada	72 83
												326	A	Cal Poly	43 62
												337	A	Seattle U	84 88
LAST 10 Division I															
24	H	Ohio St.	74 104	278	A	Idaho St.	62 80								
185	A	San Francisco	82 87	152	H	Montana	60 64								
337	A	Seattle U	84 88	112	H	Montana St.	48 85								
222	A	UC Davis	75 77	193	A	San Jose St.	67 73								
326	A	Cal Poly	43 62	307	A	Nevada	72 83								

Non-Div I Games: Cal Maritime 86 55 Pacific Union 94 35

Sacramento St.

Loss, Non-Conf, S Site, H Home A Away N Neutral

Average RPI Win:	0	WON-LOST	WINNING	LAST 10	STRENGTH OF	OPP. STRENGTH	TEAM	ADJ.	CONF.	ADJ CONF.
Average RPI Loss:	232	RECORD	PCT. RANK	GAMES	SCHEDULE	OF SCHEDULE	RPI	RPI	RPI	RPI
DIV. I ONLY	0- 11	344	0-10	304	349	351	351	30	30	
DIV. I NON-CONF.	0- 9	338	0-8	295	350	350	350	31	31	
TOTALS	RPI 1-25	RPI 26-50	W-L RECORDS	RPI 51-100	RPI 101-150	RPI 150+				
0- 11	0- 0	0- 1	OVERALL	0- 1	0- 1	0- 8				
0- 2	0- 0	0- 0	HOME	0- 0	0- 0	0- 2				
0- 9	0- 0	0- 1	AWAY	0- 1	0- 1	0- 6				
0- 0	0- 0	0- 0	NEUTRAL	0- 0	0- 0	0- 0				
0- 9	0- 0	0- 1	NON-CONFERENCE	0- 0	0- 1	0- 7				
0- 2	0- 0	0- 0	HOME	0- 0	0- 0	0- 2				
0- 7	0- 0	0- 1	AWAY	0- 0	0- 1	0- 5				
0- 0	0- 0	0- 0	NEUTRAL	0- 0	0- 0	0- 0				
0- 2	0- 0	0- 0	CONFERENCE	0- 1	0- 0	0- 1				
0- 0	0- 0	0- 0	HOME	0- 0	0- 0	0- 0				
0- 2	0- 0	0- 0	AWAY	0- 1	0- 0	0- 1				
0- 0	0- 0	0- 0	NEUTRAL	0- 0	0- 0	0- 0				

RPI S	Opponent	Score	RPI S	Opponent	Score	RPI S	Opponent	Score	RPI S	Opponent	Score	Team's RPI: 351
47	A LSU	45 73	90	A N.C. A&T	44 71	143	A Florida	40 84	167	A Texas Tech	60 98	
						214	H Jacksonville	54 88	260	H Alabama A&M	53 77	
						315	A N.C. Central	57 66	318	A Alcorn	42 58	
						324	A Jacksonville St.	67 72	330	A USC Upstate	61 74	
						347	A Mississippi Val.	70 71				
LAST 10 Division I												
260	H Alabama A&M	53 77	90	A N.C. A&T	44 71							
214	H Jacksonville	54 88	315	A N.C. Central	57 66							
318	A Alcorn	42 58	47	A LSU	45 73							
347	A Mississippi Val.	70 71	167	A Texas Tech	60 98							
143	A Florida	40 84	324	A Jacksonville St.	67 72							

Non-Div I Games: Johnson (FL) 102 40 Trinity Baptist 103 54

Florida A&M

■ Loss,
 ■ Non-Conf, S Site,
 ■ Home
 ■ Away
 N Neutral