

Average RPI Win:	299	WON-LOST	WINNING	LAST 10	STRENGTH OF	OPP. STRENGTH	TEAM	ADJ.	CONF.	ADJ CONF.
Average RPI Loss:	154	RECORD	PCT. RANK	GAMES	SCHEDULE	OF SCHEDULE	RPI	RPI	RPI	RPI

DIV. I ONLY	3- 6	248	5-5	325	214	300	300	24	24
DIV. I NON-CONF.	2- 5	264	0- 0	308	256	318	318	21	21

TOTALS	RPI 1-25	RPI 26-50	W-L RECORDS	RPI 51-100	RPI 101-150	RPI 150+			
3- 6	0- 0	0- 1	OVERALL	0- 0	0- 1	3- 4			
0- 3	0- 0	0- 0	HOME	0- 0	0- 1	0- 2			
2- 2	0- 0	0- 1	AWAY	0- 0	0- 0	2- 1			
1- 1	0- 0	0- 0	NEUTRAL	0- 0	0- 0	1- 1			
2- 5	0- 0	0- 0	NON-CONFERENCE	0- 0	0- 1	2- 4			
0- 3	0- 0	0- 0	HOME	0- 0	0- 1	0- 2			
1- 1	0- 0	0- 0	AWAY	0- 0	0- 0	1- 1			
1- 1	0- 0	0- 0	NEUTRAL	0- 0	0- 0	1- 1			
1- 1	0- 0	0- 1	CONFERENCE	0- 0	0- 0	1- 0			
0- 0	0- 0	0- 0	HOME	0- 0	0- 0	0- 0			
1- 1	0- 0	0- 1	AWAY	0- 0	0- 0	1- 0			
0- 0	0- 0	0- 0	NEUTRAL	0- 0	0- 0	0- 0			

RPI 1-25				RPI 26-50				RPI 51-100				RPI 101+				Team's RPI: 300	
RPI	S	Opponent	Score	RPI	S	Opponent	Score	RPI	S	Opponent	Score	RPI	S	Opponent	Score		
				49	A	Lamar Uni versi ty	58 76					122	H	Texas St.	53 60		
												153	H	New Mexico St.	65 67		
												159	N	Prai ri e Vi ew	59 67		
												184	A	Texas Tech	61 78		
												259	A	UTRGV	59 49		
												259	H	UTRGV	57 70		
												317	N	Loui si ana	64 63		
												322	A	Central Ark.	73 65		
LAST 12 Di vi si on I GAMES:																	
				49	A	Lamar Uni versi ty	58 76	122	H	Texas St.	53 60						
				322	A	Central Ark.	73 65	184	A	Texas Tech	61 78						
				153	H	New Mexico St.	65 67	259	A	UTRGV	59 49						
				259	H	UTRGV	57 70										
				159	N	Prai ri e Vi ew	59 67										
				317	N	Loui si ana	64 63										

Non-Di v I Games: Schrei ner 64 34 UNKNOWN 78 40 Tex. A&M Int'l I 84 36 Texas Lutheran 73 49 A&M-Corpus Christi

Average RPI Win:	233	WON-LOST	WINNING	LAST 10	STRENGTH OF	OPP. STRENGTH	TEAM	ADJ.	CONF.	ADJ CONF.
Average RPI Loss:	121	RECORD	PCT. RANK	GAMES	SCHEDULE	OF SCHEDULE	RPI	RPI	RPI	RPI
DIV. I ONLY	5- 4	141	6-4	233	159	141	141	24	24	
DIV. I NON-CONF.	3- 4	199	0- 0	135	185	136	136	21	21	

TOTALS	RPI 1-25	RPI 26-50	W-L RECORDS	RPI 51-100	RPI 101-150	RPI 150+				
5- 4	0- 0	0- 0	OVERALL	0- 2	0- 1	5- 1				
0- 1	0- 0	0- 0	HOME	0- 1	0- 0	0- 0				
4- 3	0- 0	0- 0	AWAY	0- 1	0- 1	4- 1				
1- 0	0- 0	0- 0	NEUTRAL	0- 0	0- 0	1- 0				
3- 4	0- 0	0- 0	NON-CONFERENCE	0- 2	0- 1	3- 1				
0- 1	0- 0	0- 0	HOME	0- 1	0- 0	0- 0				
2- 3	0- 0	0- 0	AWAY	0- 1	0- 1	2- 1				
1- 0	0- 0	0- 0	NEUTRAL	0- 0	0- 0	1- 0				
2- 0	0- 0	0- 0	CONFERENCE	0- 0	0- 0	2- 0				
0- 0	0- 0	0- 0	HOME	0- 0	0- 0	0- 0				
2- 0	0- 0	0- 0	AWAY	0- 0	0- 0	2- 0				
0- 0	0- 0	0- 0	NEUTRAL	0- 0	0- 0	0- 0				

RPI 1-25				RPI 26-50				RPI 51-100				RPI 101+				Team's RPI: 141
RPI	S	Opponent	Score	RPI	S	Opponent	Score	RPI	S	Opponent	Score	RPI	S	Opponent	Score	
								55	H	Arkansas	68 80	148	A	Tulsa	63 75	
								97	A	FGCU	65 81	153	A	New Mexico St.	58 46	
												184	A	Texas Tech	54 105	
												197	A	Sam Houston St.	91 79	
												261	N	Texas Southern	81 39	
												272	A	New Orleans	59 52	
												280	A	UTEP	70 69	
LAST 12 Division I GAMES:																
				97	A	FGCU	65 81	197	A	Sam Houston St.	91 79					
				55	H	Arkansas	68 80	272	A	New Orleans	59 52					
				148	A	Tulsa	63 75	184	A	Texas Tech	54 105					
				280	A	UTEP	70 69									
				261	N	Texas Southern	81 39									
				153	A	New Mexico St.	58 46									

Non-Div I Games: Eastern N.M. 78 46 Southwest (NM) 90 47 Howard Payne 98 43 Schreiner 90 43 Abilene Christian

Average RPI Win:	241	WON-LOST	WINNING	LAST 10	STRENGTH OF	OPP. STRENGTH	TEAM	ADJ.	CONF.	ADJ CONF.
Average RPI Loss:	115	RECORD	PCT. RANK	GAMES	SCHEDULE	OF SCHEDULE	RPI	RPI	RPI	RPI
DIV. I ONLY	3- 9	279	3-7	30	273	194	194	10	10	
DIV. I NON-CONF.	3- 7	256	0- 0	51	293	193	193	10	10	

TOTALS	RPI 1-25	RPI 26-50	W-L RECORDS	RPI 51-100	RPI 101-150	RPI 150+				
3- 9	0- 1	0- 2	OVERALL	1- 1	0- 0	2- 5				
2- 3	0- 0	0- 0	HOME	1- 0	0- 0	1- 3				
1- 6	0- 1	0- 2	AWAY	0- 1	0- 0	1- 2				
0- 0	0- 0	0- 0	NEUTRAL	0- 0	0- 0	0- 0				
3- 7	0- 1	0- 1	NON-CONFERENCE	1- 1	0- 0	2- 4				
2- 2	0- 0	0- 0	HOME	1- 0	0- 0	1- 2				
1- 5	0- 1	0- 1	AWAY	0- 1	0- 0	1- 2				
0- 0	0- 0	0- 0	NEUTRAL	0- 0	0- 0	0- 0				
0- 2	0- 0	0- 1	CONFERENCE	0- 0	0- 0	0- 1				
0- 1	0- 0	0- 0	HOME	0- 0	0- 0	0- 1				
0- 1	0- 0	0- 1	AWAY	0- 0	0- 0	0- 0				
0- 0	0- 0	0- 0	NEUTRAL	0- 0	0- 0	0- 0				

RPI 1-25				RPI 26-50				RPI 51-100				RPI 101+				Team's RPI: 194
RPI	S	Opponent	Score	RPI	S	Opponent	Score	RPI	S	Opponent	Score	RPI	S	Opponent	Score	
7	A	Oregon	36 82	27	A	Northeastern	41 54	63	H	Northern Colo.	69 57	157	A	Denver	66 92	
				30	A	New Mexi co	57 78	72	A	Minnesota	50 67	158	H	Utah St.	44 48	
												164	A	Portland	60 79	
												208	H	George Mason	71 78	
												210	H	Navy	47 54	
												311	A	Army West Point	71 60	
												350	H	Fairleigh Dickinson	85 37	
LAST 12 Division I GAMES:																
63	H	Northern Colo.	69 57	158	H	Utah St.	44 48									
27	A	Northeastern	41 54	30	A	New Mexico	57 78									
311	A	Army West Point	71 60	7	A	Oregon	36 82									
350	H	Fairleigh Dickinson	85 37	164	A	Portland	60 79									
157	A	Denver	66 92	210	H	Navy	47 54									
208	H	George Mason	71 78	72	A	Minnesota	50 67									

Non-Div I Games: Western St. 72 54

Air Force

Loss,
Non-Conf, S Site,
H Home
A Away
N Neutral

Average RPI Win: 287

Average RPI Loss: 51

WON-LOST
RECORDWINNING
PCT. RANKLAST 10
GAMESSTRENGTH OF
SCHEDULEOPP. STRENGTH
OF SCHEDULETEAM
RPIADJ.
RPICONF.
RPIADJ CONF.
RPIDIV. I ONLY
DIV. I NON-CONF.8- 3
8- 266
517-3
0- 0333
342146
168182
195182
1958
88
8

TOTALS

RPI 1-25

RPI 26-50

W-L RECORDS

RPI 51-100

RPI 101-150

RPI 150+

8- 3
3- 1
1- 2
4- 00- 1
0- 1
0- 0
0- 00- 1
0- 0
0- 1
0- 0OVERALL
HOME
AWAY
NEUTRAL0- 0
0- 0
0- 0
0- 00- 1
0- 0
0- 1
0- 08- 0
3- 0
1- 0
4- 08- 2
3- 1
1- 1
4- 00- 1
0- 1
0- 0
0- 00- 0
0- 0
0- 0
0- 0NON-CONFERENCE
HOME
AWAY
NEUTRAL0- 0
0- 0
0- 0
0- 00- 1
0- 0
0- 1
0- 08- 0
3- 0
1- 0
4- 00- 1
0- 0
0- 1
0- 00- 0
0- 0
0- 0
0- 00- 1
0- 0
0- 1
0- 0CONFERENCE
HOME
AWAY
NEUTRAL0- 0
0- 0
0- 0
0- 00- 0
0- 0
0- 0
0- 00- 0
0- 0
0- 0
0- 0

RPI 1-25

RPI 26-50

RPI 51-100

RPI 101+

Team's RPI: 182

RPI S Opponent Score
17 H Butler 47 63RPI S Opponent Score
29 A Central Mi ch. 71 94

RPI S Opponent Score

RPI S Opponent Score
107 A Youngstown St. 61 72
235 H St. Bonaventure 67 58
255 N Oakland 85 65
280 N UTEP 64 57
283 A N. C. A&T 49 36
287 N Northern Ky. 77 60
303 H Eastern Ky. 63 54
319 H Canisius 62 53
331 N Jackson St. 74 57

LAST 12 Division I GAMES:

303 H Eastern Ky.	63	54	29 A Central Mi ch.	71	94
107 A Youngstown St.	61	72	280 N UTEP	64	57
287 N Northern Ky.	77	60	331 N Jackson St.	74	57
255 N Oakland	85	65	319 H Canisius	62	53
283 A N. C. A&T	49	36	17 H Butler	47	63
			235 H St. Bonaventure	67	58

Akron

Akron

Non-Div I Games:

Malone

63 44

Akron

Loss,
 Non-Conf, S Site,
 H Home
A Away
 N Neutral

Average RPI Win:	185	WON-LOST	WINNING	LAST 10	STRENGTH OF	OPP. STRENGTH	TEAM	ADJ.	CONF.	ADJ CONF.
Average RPI Loss:	96	RECORD	PCT. RANK	GAMES	SCHEDULE	OF SCHEDULE	RPI	RPI	RPI	RPI
DIV. I ONLY	9- 6	118	5-5	77	138	105	105	6	6	
DIV. I NON-CONF.	8- 5	120	0- 1	63	173	97	97	6	6	

TOTALS	RPI 1-25	RPI 26-50	W-L RECORDS	RPI 51-100	RPI 101-150	RPI 150+				
9- 6	0- 1	0- 1	OVERALL	2- 1	2- 2	5- 1				
7- 1	0- 0	0- 0	HOME	2- 0	1- 1	4- 0				
1- 2	0- 0	0- 1	AWAY	0- 1	0- 0	1- 0				
1- 3	0- 1	0- 0	NEUTRAL	0- 0	1- 1	0- 1				
8- 5	0- 1	0- 0	NON-CONFERENCE	2- 1	2- 2	4- 1				
6- 1	0- 0	0- 0	HOME	2- 0	1- 1	3- 0				
1- 1	0- 0	0- 0	AWAY	0- 1	0- 0	1- 0				
1- 3	0- 1	0- 0	NEUTRAL	0- 0	1- 1	0- 1				
1- 1	0- 0	0- 1	CONFERENCE	0- 0	0- 0	1- 0				
1- 0	0- 0	0- 0	HOME	0- 0	0- 0	1- 0				
0- 1	0- 0	0- 1	AWAY	0- 0	0- 0	0- 0				
0- 0	0- 0	0- 0	NEUTRAL	0- 0	0- 0	0- 0				

RPI 1-25				RPI 26-50				RPI 51-100				RPI 101+				Team's RPI: 105
RPI	S	Opponent	Score	RPI	S	Opponent	Score	RPI	S	Opponent	Score	RPI	S	Opponent	Score	
25	N	Mi ami (FL)	74 101	34	A	South Carol ina	59 62	61	A	Utah	62 72	121	H	Grambl ing	73 55	
								75	H	Tul ane	69 58	124	H	South Alabama	67 72	
								93	H	Cl emson	76 56	147	N	Vi rgi ni a	64 52	
												148	N	Tul sa	73 80	
												186	N	Loui si ana Tech	62 79	
												217	A	SMU	62 61	
												226	H	Stetson	59 47	
												231	H	Southeastern La.	88 40	
												233	H	Florida	74 67	
												325	H	Northwestern St.	87 73	
LAST 12 Division I GAMES:																
186	N	Loui si ana Tech	62 79	34	A	South Carol ina	59 62	233	H	Florida	74 67	25	N	Mi ami (FL)	74 101	
124	H	South Alabama	67 72					147	N	Vi rgi ni a	64 52					
148	N	Tul sa	73 80					325	H	Northwestern St.	87 73					
226	H	Stetson	59 47					75	H	Tul ane	69 58					
121	H	Grambl ing	73 55													
93	H	Cl emson	76 56													

Non-Div I Games:

Alabama

Average RPI	Win: 274	WON-LOST RECORD	WINNING PCT. RANK	LAST 10 GAMES	STRENGTH OF SCHEDULE	OPP. STRENGTH OF SCHEDULE	TEAM RPI	ADJ. RPI	CONF. RPI	ADJ CONF. RPI
Average RPI	Loss: 184									
DIV. I ONLY	6- 7	188	5-5	289	318	256	256	28	28	
DIV. I NON-CONF.	5- 6	177	0- 0	254	329	232	232	25	25	

TOTALS	RPI 1-25	RPI 26-50	W-L RECORDS	RPI 51-100	RPI 101-150	RPI 150+				
6- 7	0- 0	0- 1	OVERALL	0- 0	0- 3	6- 3				
3- 3	0- 0	0- 0	HOME	0- 0	0- 1	3- 2				
2- 4	0- 0	0- 1	AWAY	0- 0	0- 2	2- 1				
1- 0	0- 0	0- 0	NEUTRAL	0- 0	0- 0	1- 0				
5- 6	0- 0	0- 1	NON-CONFERENCE	0- 0	0- 2	5- 3				
2- 2	0- 0	0- 0	HOME	0- 0	0- 0	2- 2				
2- 4	0- 0	0- 1	AWAY	0- 0	0- 2	2- 1				
1- 0	0- 0	0- 0	NEUTRAL	0- 0	0- 0	1- 0				
1- 1	0- 0	0- 0	CONFERENCE	0- 0	0- 1	1- 0				
1- 1	0- 0	0- 0	HOME	0- 0	0- 1	1- 0				
0- 0	0- 0	0- 0	AWAY	0- 0	0- 0	0- 0				
0- 0	0- 0	0- 0	NEUTRAL	0- 0	0- 0	0- 0				

RPI 1-25				RPI 26-50				RPI 51-100				RPI 101+				Team's RPI: 256	
RPI	S	Opponent	Score	RPI	S	Opponent	Score	RPI	S	Opponent	Score	RPI	S	Opponent	Score		
				47	A	Kansas	54 65					121	H	Grambling	51 63		
												129	A	Illinois	60 88		
												143	A	UAB	47 82		
												188	H	Jacksonville St.	48 55		
												231	H	Southeastern La.	51 48		
												236	N	Jacksonville	65 60		
												265	A	Murray St.	59 53		
												278	A	North Florida	63 62		
												301	H	Tennessee St.	67 57		
												324	H	Lipscomb	58 62		
												331	H	Jackson St.	58 55		
												333	A	Austin Peay	58 75		
LAST 12 Division I GAMES:																	
				121	H	Grambling	51 63	331	H	Jackson St.	58 55						
				265	A	Murray St.	59 53	236	N	Jacksonville	65 60						
				143	A	UAB	47 82	278	A	North Florida	63 62						
				47	A	Kansas	54 65	231	H	Southeastern La.	51 48						
				324	H	Lipscomb	58 62	188	H	Jacksonville St.	48 55						
				301	H	Tennessee St.	67 57	333	A	Austin Peay	58 75						

Non-Div I Games:

Alabama A&M

Average RPI	Win: 331	WON-LOST	WINNING	LAST 10	STRENGTH OF	OPP. STRENGTH	TEAM	ADJ.	CONF.	ADJ CONF.
Average RPI	Loss: 105	RECORD	PCT. RANK	GAMES	SCHEDULE	OF SCHEDULE	RPI	RPI	RPI	RPI
DIV. I ONLY	1- 11	333	2-8	12	289	223	223	28	28	
DIV. I NON-CONF.	0- 10	336	0- 0	3	306	201	201	25	25	

TOTALS	RPI 1-25	RPI 26-50	W-L RECORDS	RPI 51-100	RPI 101-150	RPI 150+				
1- 11	0- 1	0- 2	OVERALL	0- 1	0- 5	1- 2				
1- 4	0- 0	0- 1	HOME	0- 0	0- 2	1- 1				
0- 7	0- 1	0- 1	AWAY	0- 1	0- 3	0- 1				
0- 0	0- 0	0- 0	NEUTRAL	0- 0	0- 0	0- 0				
0- 10	0- 1	0- 2	NON-CONFERENCE	0- 1	0- 4	0- 2				
0- 3	0- 0	0- 1	HOME	0- 0	0- 1	0- 1				
0- 7	0- 1	0- 1	AWAY	0- 1	0- 3	0- 1				
0- 0	0- 0	0- 0	NEUTRAL	0- 0	0- 0	0- 0				
1- 1	0- 0	0- 0	CONFERENCE	0- 0	0- 1	1- 0				
1- 1	0- 0	0- 0	HOME	0- 0	0- 1	1- 0				
0- 0	0- 0	0- 0	AWAY	0- 0	0- 0	0- 0				
0- 0	0- 0	0- 0	NEUTRAL	0- 0	0- 0	0- 0				

RPI 1-25				RPI 26-50				RPI 51-100				RPI 101+				Team's RPI: 223
RPI	S	Opponent	Score	RPI	S	Opponent	Score	RPI	S	Opponent	Score	RPI	S	Opponent	Score	
24	A	Kentucky	35 87	34	H	South Carolina	38 94	54	A	Georgia Tech	42 69	110	A	Troy	46 116	
				39	A	Auburn	50 83					121	H	Grambling	72 80	
												124	A	South Alabama	65 77	
												143	H	UAB	47 62	
												144	A	Xavier	58 87	
												163	A	North Ala.	42 68	
												204	H	Samford	51 60	
												331	H	Jackson St.	74 67	
LAST 12 Division I GAMES:																
331	H	Jackson St.	74 67	121	H	Grambling	72 80									
110	A	Troy	46 116	39	A	Auburn	50 83									
163	A	North Ala.	42 68	144	A	Xavier	58 87									
204	H	Samford	51 60	143	H	UAB	47 62									
34	H	South Carolina	38 94	124	A	South Alabama	65 77									
24	A	Kentucky	35 87	54	A	Georgia Tech	42 69									

Non-Div I Games: Mobile 69 63

Alabama St.

Loss,
Non-Conf, S Site,
H Home
A Away
N Neutral

Average RPI Win:	281	WON-LOST	WINNING	LAST 10	STRENGTH OF	OPP. STRENGTH	TEAM	ADJ.	CONF.	ADJ CONF.
Average RPI Loss:	204	RECORD	PCT. RANK	GAMES	SCHEDULE	OF SCHEDULE	RPI	RPI	RPI	RPI
DIV. I ONLY	4- 11	277	3-7	263	324	298	298	23	23	
DIV. I NON-CONF.	3- 10	278	0- 0	227	326	289	289	23	23	

TOTALS	RPI 1-25	RPI 26-50	W-L RECORDS	RPI 51-100	RPI 101-150	RPI 150+				
4- 11	0- 1	0- 0	OVERALL	0- 2	0- 1	4- 7				
2- 4	0- 0	0- 0	HOME	0- 1	0- 0	2- 3				
2- 7	0- 1	0- 0	AWAY	0- 1	0- 1	2- 4				
0- 0	0- 0	0- 0	NEUTRAL	0- 0	0- 0	0- 0				
3- 10	0- 1	0- 0	NON-CONFERENCE	0- 2	0- 1	3- 6				
1- 4	0- 0	0- 0	HOME	0- 1	0- 0	1- 3				
2- 6	0- 1	0- 0	AWAY	0- 1	0- 1	2- 3				
0- 0	0- 0	0- 0	NEUTRAL	0- 0	0- 0	0- 0				
1- 1	0- 0	0- 0	CONFERENCE	0- 0	0- 0	1- 1				
1- 0	0- 0	0- 0	HOME	0- 0	0- 0	1- 0				
0- 1	0- 0	0- 0	AWAY	0- 0	0- 0	0- 1				
0- 0	0- 0	0- 0	NEUTRAL	0- 0	0- 0	0- 0				

RPI 1-25				RPI 26-50				RPI 51-100				RPI 101+ Team's RPI: 298			
RPI	S	Opponent	Score	RPI	S	Opponent	Score	RPI	S	Opponent	Score	RPI	S	Opponent	Score
22	A	Rutgers	39 65					74	A	Purdue	41 53	149	A	South Fla.	37 74
								95	H	Marist	56 74	195	A	Cornell	34 48
												220	A	Monmouth	56 64
												245	H	Binghamton	61 56
												247	H	Holy Cross	50 56
												262	A	Columbia	62 58
												275	A	St. Francis Brooklyn	67 60
												285	H	Central Conn. St.	53 60
												306	A	Vermont	39 52
												319	H	Canisius	42 48
												327	A	Lafayette	66 67
												341	H	Manhattan	60 54
LAST 12 Division I GAMES:															
306	A	Vermont	39 52	245	H	Binghamton	61 56	262	A	Columbia	62 58	74	A	Purdue	41 53
327	A	Lafayette	66 67	275	A	St. Francis Brooklyn	67 60	95	H	Marist	56 74	285	H	Central Conn. St.	53 60
319	H	Canisius	42 48	220	A	Monmouth	56 64								
247	H	Holy Cross	50 56	22	A	Rutgers	39 65								

Non-Div I Games:

Albany (NY)

Average RPI Win: **261**
 Average RPI Loss: **226**

WON-LOST
RECORD

WINNING
PCT. RANK

LAST 10
GAMES

STRENGTH OF
SCHEDULE

OPP. STRENGTH
OF SCHEDULE

TEAM
RPI

ADJ.
RPI

CONF.
RPI

ADJ CONF.
RPI

DIV. I ONLY	1- 10	330	2-8	331	313	348	348	28	28
DIV. I NON-CONF.	0- 9	336	0- 1	302	327	350	350	25	25
TOTALS	RPI 1-25	RPI 26-50	W-L RECORDS	RPI 51-100	RPI 101-150	RPI 150+			
1- 10	0- 0	0- 0	OVERALL	0- 1	0- 1	1- 8			
1- 3	0- 0	0- 0	HOME	0- 0	0- 0	1- 3			
0- 6	0- 0	0- 0	AWAY	0- 1	0- 1	0- 4			
0- 1	0- 0	0- 0	NEUTRAL	0- 0	0- 0	0- 1			
0- 9	0- 0	0- 0	NON-CONFERENCE	0- 1	0- 1	0- 7			
0- 2	0- 0	0- 0	HOME	0- 0	0- 0	0- 2			
0- 6	0- 0	0- 0	AWAY	0- 1	0- 1	0- 4			
0- 1	0- 0	0- 0	NEUTRAL	0- 0	0- 0	0- 1			
1- 1	0- 0	0- 0	CONFERENCE	0- 0	0- 0	1- 1			
1- 1	0- 0	0- 0	HOME	0- 0	0- 0	1- 1			
0- 0	0- 0	0- 0	AWAY	0- 0	0- 0	0- 0			
0- 0	0- 0	0- 0	NEUTRAL	0- 0	0- 0	0- 0			

RPI 1-25				RPI 26-50				RPI 51-100				RPI 101+ Team's RPI: 348					
RPI	S	Opponent	Score	RPI	S	Opponent	Score	RPI	S	Opponent	Score	RPI	S	Opponent	Score		
								84	A	TCU	31	88	143	A	UAB	53	80
												153	N	New Mexico St.	64	82	
												159	H	Prairie View	61	82	
												231	H	Southeastern La.	59	77	
												251	A	Southern Miss.	47	66	
												261	H	Texas Southern	53	52	
												280	A	UTEP	51	77	
												314	A	FIU	40	75	
												322	H	Central Ark.	46	57	
												325	A	Northwestern St.	65	78	
LAST 12 Division I GAMES:																	
								</									

Non-Div I Games:

Lane

58

70

Fisk

67

64

Rust

59

78

Al corn

Loss, Non-Conf, S Site, H Home A Away N Neutral

Average RPI	Win: 242	WON-LOST RECORD	WINNING PCT. RANK	LAST 10 GAMES	STRENGTH OF SCHEDULE	OPP. STRENGTH OF SCHEDULE	TEAM RPI	ADJ. RPI	CONF. RPI	ADJ CONF. RPI
Average RPI	Loss: 99									
DIV. I ONLY		5- 8	228	3-7	70	217	168	168	22	22
DIV. I NON-CONF.		4- 7	228	0- 0	66	194	179	179	24	24

TOTALS	RPI 1-25		RPI 26-50	W-L RECORDS	RPI 51-100		RPI 101-150		RPI 150+	
5- 8	0- 1		0- 1	OVERALL	0- 3		1- 1		4- 2	
4- 1	0- 0		0- 1	HOME	0- 0		1- 0		3- 0	
1- 5	0- 0		0- 0	AWAY	0- 2		0- 1		1- 2	
0- 2	0- 1		0- 0	NEUTRAL	0- 1		0- 0		0- 0	
4- 7	0- 1		0- 1	NON-CONFERENCE	0- 2		1- 1		3- 2	
3- 1	0- 0		0- 1	HOME	0- 0		1- 0		2- 0	
1- 4	0- 0		0- 0	AWAY	0- 1		0- 1		1- 2	
0- 2	0- 1		0- 0	NEUTRAL	0- 1		0- 0		0- 0	
1- 1	0- 0		0- 0	CONFERENCE	0- 1		0- 0		1- 0	
1- 0	0- 0		0- 0	HOME	0- 0		0- 0		1- 0	
0- 1	0- 0		0- 0	AWAY	0- 1		0- 0		0- 0	
0- 0	0- 0		0- 0	NEUTRAL	0- 0		0- 0		0- 0	

RPI 1-25				RPI 26-50				RPI 51-100				RPI 101+ Team's RPI: 168			
RPI	S	Opponent	Score	RPI	S	Opponent	Score	RPI	S	Opponent	Score	RPI	S	Opponent	Score
4	N	Stanford	49 71	41	H	Ohio	67 77	70	A	Bucknell	56 71	147	A	Virginia	54 57
								88	A	Penn St.	59 80	148	H	Tulsa	68 52
								97	N	FGCU	71 90	157	A	Denver	54 83
												187	A	High Point	61 66
												208	H	George Mason	86 71
												273	H	Colgate	76 57
												289	H	UMBC	64 42
												291	A	Hawaii	69 57

LAST 12 Division I GAMES:															
273	H	Colgate	76 57	41	H	Ohio	67 77	187	A	High Point	61 66				
70	A	Bucknell	56 71					88	A	Penn St.	59 80				
4	N	Stanford	49 71					147	A	Virginia	54 57				
291	A	Hawaii	69 57					289	H	UMBC	64 42				
157	A	Denver	54 83					97	N	FGCU	71 90				
208	H	George Mason	86 71												

Non-Div I Games:

American

Average RPI Win:	234	WON-LOST	WINNING	LAST 10	STRENGTH OF	OPP. STRENGTH	TEAM	ADJ.	CONF.	ADJ CONF.
Average RPI Loss:	116	RECORD	PCT. RANK	GAMES	SCHEDULE	OF SCHEDULE	RPI	RPI	RPI	RPI
DIV. I ONLY	7- 6	151	6-4	80	312	132	132	15	15	
DIV. I NON-CONF.	6- 5	143	0- 0	161	255	146	146	16	16	

TOTALS	RPI 1-25	RPI 26-50	W-L RECORDS	RPI 51-100	RPI 101-150	RPI 150+				
7- 6	0- 0	0- 1	OVERALL	0- 2	1- 2	6- 1				
6- 1	0- 0	0- 0	HOME	0- 0	1- 1	5- 0				
1- 5	0- 0	0- 1	AWAY	0- 2	0- 1	1- 1				
0- 0	0- 0	0- 0	NEUTRAL	0- 0	0- 0	0- 0				
6- 5	0- 0	0- 1	NON-CONFERENCE	0- 2	0- 1	6- 1				
5- 0	0- 0	0- 0	HOME	0- 0	0- 0	5- 0				
1- 5	0- 0	0- 1	AWAY	0- 2	0- 1	1- 1				
0- 0	0- 0	0- 0	NEUTRAL	0- 0	0- 0	0- 0				
1- 1	0- 0	0- 0	CONFERENCE	0- 0	1- 1	0- 0				
1- 1	0- 0	0- 0	HOME	0- 0	1- 1	0- 0				
0- 0	0- 0	0- 0	AWAY	0- 0	0- 0	0- 0				
0- 0	0- 0	0- 0	NEUTRAL	0- 0	0- 0	0- 0				

RPI 1-25				RPI 26-50				RPI 51-100				RPI 101+				Team's RPI: 132	
RPI	S	Opponent	Score	RPI	S	Opponent	Score	RPI	S	Opponent	Score	RPI	S	Opponent	Score		
				34	A	South Carol i na	50 80										
								54	A	Georgi a Tech	53 71	110	H	Troy	72 83		
								93	A	Cl emson	48 87	124	H	South Al abama	71 63		
												143	A	UAB	61 80		
												175	H	El on	65 62		
												183	A	Davi dson	81 78		
												250	H	Wofford	94 70		
												257	H	Marshal l	74 52		
												263	A	ETSU	64 95		
												316	H	UNC Greensboro	68 65		
												336	H	Col . of Charleston	80 66		
LAST 12 Di vi si on I GAMES:																	
110	H	Troy	72 83	93	A	Cl emson	48 87	250	H	Wofford	94 70						
124	H	South Al abama	71 63	34	A	South Carol i na	50 80	336	H	Col . of Charleston	80 66						
175	H	El on	65 62	316	H	UNC Greensboro	68 65	263	A	ETSU	64 95						
183	A	Davi dson	81 78	54	A	Georgi a Tech	53 71	257	H	Marshal l	74 52						

Non-Div I Games:

Appalachian St.

Average RPI Win:	192	WON-LOST	WINNING	LAST 10	STRENGTH OF	OPP. STRENGTH	TEAM	ADJ.	CONF.	ADJ CONF.
Average RPI Loss:	78	RECORD	PCT. RANK	GAMES	SCHEDULE	OF SCHEDULE	RPI	RPI	RPI	RPI

DIV. I ONLY	12- 2	24	9-1	193	100	58	58	2	2
DIV. I NON-CONF.	10- 1	19	0- 0	323	129	116	116	2	2

TOTALS	RPI 1-25	RPI 26-50	W-L RECORDS	RPI 51-100	RPI 101-150	RPI 150+			
12- 2	1- 0	0- 0	OVERALL	2- 2	1- 0	8- 0			
7- 1	1- 0	0- 0	HOME	1- 1	1- 0	4- 0			
3- 1	0- 0	0- 0	AWAY	1- 1	0- 0	2- 0			
2- 0	0- 0	0- 0	NEUTRAL	0- 0	0- 0	2- 0			
10- 1	0- 0	0- 0	NON-CONFERENCE	1- 1	1- 0	8- 0			
6- 1	0- 0	0- 0	HOME	1- 1	1- 0	4- 0			
2- 0	0- 0	0- 0	AWAY	0- 0	0- 0	2- 0			
2- 0	0- 0	0- 0	NEUTRAL	0- 0	0- 0	2- 0			
2- 1	1- 0	0- 0	CONFERENCE	1- 1	0- 0	0- 0			
1- 0	1- 0	0- 0	HOME	0- 0	0- 0	0- 0			
1- 1	0- 0	0- 0	AWAY	1- 1	0- 0	0- 0			
0- 0	0- 0	0- 0	NEUTRAL	0- 0	0- 0	0- 0			

RPI 1-25	RPI 26-50	RPI 51-100	Team's RPI: 58	RPI 101+
RPI S Opponent Score	RPI S Opponent Score	RPI S Opponent Score		RPI S Opponent Score
13 H Arizona St. 51 39		61 A Utah 64 80		104 H Idaho St. 71 46
		73 H Montana 100 51		164 N Portland 92 70
		83 A Colorado 69 67		200 H Northern Ari z. 71 47
		94 H Loyola Marymount 64 66		205 A San Diego St. 69 60
				241 A Long Beach St. 70 43
				280 H UTEP 62 40
				292 H Incarnate Word 84 42
				312 H South Carolina St. 73 32
				338 N Seattle U 84 54
LAST 12 Division I GAMES:				
61 A Utah 64 80	13 H Arizona St. 51 39	200 H Northern Ari z. 71 47		
83 A Colorado 69 67	280 H UTEP 62 40	241 A Long Beach St. 70 43		
292 H Incarnate Word 84 42	73 H Montana 100 51	205 A San Diego St. 69 60		
312 H South Carolina St. 73 32				
164 N Portland 92 70				
338 N Seattle U 84 54				

Non-Div I Games:

Ari zona

Average RPI Win:	136	WON-LOST	WINNING	LAST 10	STRENGTH OF	OPP. STRENGTH	TEAM	ADJ.	CONF.	ADJ CONF.
Average RPI Loss:	24	RECORD	PCT. RANK	GAMES	SCHEDULE	OF SCHEDULE	RPI	RPI	RPI	RPI
DIV. I ONLY	11- 3	44	9-1	9	53	13	13	2	2	
DIV. I NON-CONF.	9- 2	43	1- 0	40	30	16	16	2	2	
TOTALS	RPI 1-25	RPI 26-50	W-L RECORDS	RPI 51-100	RPI 101-150	RPI 150+				
11- 3	0- 2	0- 0	OVERALL	4- 1	2- 0	5- 0				
5- 1	0- 1	0- 0	HOME	0- 0	2- 0	3- 0				
4- 1	0- 0	0- 0	AWAY	3- 1	0- 0	1- 0				
2- 1	0- 1	0- 0	NEUTRAL	1- 0	0- 0	1- 0				
9- 2	0- 2	0- 0	NON-CONFERENCE	2- 0	2- 0	5- 0				
5- 1	0- 1	0- 0	HOME	0- 0	2- 0	3- 0				
2- 0	0- 0	0- 0	AWAY	1- 0	0- 0	1- 0				
2- 1	0- 1	0- 0	NEUTRAL	1- 0	0- 0	1- 0				
2- 1	0- 0	0- 0	CONFERENCE	2- 1	0- 0	0- 0				
0- 0	0- 0	0- 0	HOME	0- 0	0- 0	0- 0				
2- 1	0- 0	0- 0	AWAY	2- 1	0- 0	0- 0				
0- 0	0- 0	0- 0	NEUTRAL	0- 0	0- 0	0- 0				

RPI	S	Opponent	Score	RPI	S	Opponent	Score	RPI	S	Opponent	Score	RPI	S	Opponent	Score
5	H	Bayl or	59 65					52	N	Kansas St.	65 51	116	H	Fresno St.	68 52
8	N	Loui sville	56 58					55	A	Arkansas	88 85	148	H	Tul sa	70 52
								58	A	Ari zona	39 51	152	N	Southern Ill.	82 38
								61	A	Utah	65 63	155	A	Col orado St.	70 39
								83	A	Col orado	76 70	186	H	Loui si ana Tech	80 44
												192	H	Southern U.	69 47
												292	H	Incarnate Word	81 43
LAST 12 Division I GAMES:															
148	H	Tul sa	70 52	61	A	Utah	65 63	52	N	Kansas St.	65 51	116	H	Fresno St.	68 52
83	A	Col orado	76 70	58	A	Ari zona	39 51	55	A	Arkansas	88 85	148	H	Tul sa	70 52
186	H	Loui si ana Tech	80 44	116	H	Fresno St.	68 52	58	A	Ari zona	39 51	152	N	Southern Ill.	82 38
152	N	Southern Ill.	82 38	52	N	Kansas St.	65 51	61	A	Utah	65 63	155	A	Col orado St.	70 39
8	N	Loui sville	56 58	155	A	Col orado St.	70 39	83	A	Col orado	76 70	186	H	Loui si ana Tech	80 44
55	A	Arkansas	88 85	192	H	Southern U.	69 47					192	H	Southern U.	69 47

Non-Div I Games:

Ari zona St.

Average RPI Win: 0		WON-LOST RECORD	WINNING PCT. RANK	LAST 10 GAMES	STRENGTH OF SCHEDULE	OPP. STRENGTH OF SCHEDULE	TEAM RPI	ADJ. RPI	CONF. RPI	ADJ CONF. RPI
Average RPI Loss: 160										
DIV. I ONLY		0- 4	344	2-5	83	259	305	305	28	28
DIV. I NON-CONF.		0- 3	336	0- 0	4	302	209	209	25	25
TOTALS		RPI 1-25	RPI 26-50	W-L RECORDS		RPI 51-100	RPI 101-150	RPI 150+		
0- 4	0- 0		0- 0	OVERALL		0- 2	0- 0	0- 2		
0- 1	0- 0		0- 0	HOME		0- 0	0- 0	0- 1		
0- 3	0- 0		0- 0	AWAY		0- 2	0- 0	0- 1		
0- 0	0- 0		0- 0	NEUTRAL		0- 0	0- 0	0- 0		
0- 3	0- 0		0- 0	NON-CONFERENCE		0- 2	0- 0	0- 1		
0- 0	0- 0		0- 0	HOME		0- 0	0- 0	0- 0		
0- 3	0- 0		0- 0	AWAY		0- 2	0- 0	0- 1		
0- 0	0- 0		0- 0	NEUTRAL		0- 0	0- 0	0- 0		
0- 1	0- 0		0- 0	CONFERENCE		0- 0	0- 0	0- 1		
0- 1	0- 0		0- 0	HOME		0- 0	0- 0	0- 1		
0- 0	0- 0		0- 0	AWAY		0- 0	0- 0	0- 0		
0- 0	0- 0		0- 0	NEUTRAL		0- 0	0- 0	0- 0		

RPI 1-25				RPI 26-50				RPI 51-100				RPI 101+ Team's RPI: 305			
RPI	S	Opponent	Score	RPI	S	Opponent	Score	RPI	S	Opponent	Score	RPI	S	Opponent	Score
								67	A	Oregon St.	33 89	246	A	Wi chi ta St.	39 76
								72	A	Mi nnesota	42 84	254	H	Mi ssi ssi ppi Val .	56 62
LAST 12 Di vi si on I GAMES:															
								254	H	Mi ssi ssi ppi Val .	56 62	67	A	Oregon St.	33 89
								72	A	Mi nnesota	42 84	246	A	Wi chi ta St.	39 76

Non-Div I Games:	Paul Quinn	68	52	Philander Smith	48	53	Tougaloo	68	60
------------------	------------	----	----	-----------------	----	----	----------	----	----

Ark. -Pi ne Bl uff

■ Loss, ■ Non-Conf, S Site, H Home A Away N Neutral

Average RPI Win:	189	WON-LOST	WINNING	LAST 10	STRENGTH OF	OPP. STRENGTH	TEAM	ADJ.	CONF.	ADJ CONF.
Average RPI Loss:	28	RECORD	PCT. RANK	GAMES	SCHEDULE	OF SCHEDULE	RPI	RPI	RPI	RPI
DIV. I ONLY	12- 4	55	8-2	104	75	55	55	6	6	
DIV. I NON-CONF.	11- 3	57	0- 0	128	89	49	49	6	6	

TOTALS	RPI 1-25	RPI 26-50	W-L RECORDS	RPI 51-100	RPI 101-150	RPI 150+				
12- 4	0- 3	0- 0	OVERALL	1- 1	5- 0	6- 0				
6- 2	0- 2	0- 0	HOME	1- 0	1- 0	4- 0				
4- 1	0- 1	0- 0	AWAY	0- 0	3- 0	1- 0				
2- 1	0- 0	0- 0	NEUTRAL	0- 1	1- 0	1- 0				
11- 3	0- 2	0- 0	NON-CONFERENCE	1- 1	5- 0	5- 0				
6- 1	0- 1	0- 0	HOME	1- 0	1- 0	4- 0				
3- 1	0- 1	0- 0	AWAY	0- 0	3- 0	0- 0				
2- 1	0- 0	0- 0	NEUTRAL	0- 1	1- 0	1- 0				
1- 1	0- 1	0- 0	CONFERENCE	0- 0	0- 0	1- 0				
0- 1	0- 1	0- 0	HOME	0- 0	0- 0	0- 0				
1- 0	0- 0	0- 0	AWAY	0- 0	0- 0	1- 0				
0- 0	0- 0	0- 0	NEUTRAL	0- 0	0- 0	0- 0				

RPI	S	Opponent	Score	RPI	S	Opponent	Score	RPI	S	Opponent	Score	RPI	S	Opponent	Score
2	A	Iowa St.	82 91					82	N	Pittsburgh	54 61	123	H	Tennessee Tech	65 42
13	H	Arizona St.	85 88					85	H	Nebraska	84 80	135	A	UT Arlington	66 65
15	H	Mississippi St.	69 93									138	N	Wisconsin	69 68
												141	A	Abilene Christian	80 68
												148	A	Tulsa	61 59
												156	H	Oral Roberts	74 61
												159	H	Prairie View	71 44
												228	A	Ole Miss	85 55
												301	N	Tennessee St.	79 55
												325	H	Northwestern St.	98 53
												331	H	Jackson St.	76 57

LAST 12 Division I GAMES:															
85	H	Nebraska	84 80	228	A	Ole Miss	85 55	15	H	Mississippi St.	69 93	331	H	Jackson St.	76 57
159	H	Prairie View	71 44	138	N	Wisconsin	69 68	148	A	Tulsa	61 59	141	A	Abilene Christian	80 68
141	A	Abilene Christian	80 68	82	A	Iowa St.	82 91	123	H	Tennessee Tech	65 42	156	H	Oral Roberts	74 61
123	H	Tennessee Tech	65 42	156	H	Oral Roberts	74 61	82	N	Pittsburgh	54 61				

Non-Div I Games:

Arkansas

Average RPI Win:	268	WON-LOST	WINNING	LAST 10	STRENGTH OF	OPP. STRENGTH	TEAM	ADJ.	CONF.	ADJ CONF.
Average RPI Loss:	81	RECORD	PCT. RANK	GAMES	SCHEDULE	OF SCHEDULE	RPI	RPI	RPI	RPI
DIV. I ONLY	7- 6	151	6-4	204	187	179	179	15	15	
DIV. I NON-CONF.	5- 6	177	0- 0	150	115	176	176	16	16	

TOTALS	RPI 1-25	RPI 26-50	W-L RECORDS	RPI 51-100	RPI 101-150	RPI 150+				
7- 6	0- 0	0- 2	OVERALL	0- 2	1- 1	6- 1				
6- 1	0- 0	0- 0	HOME	0- 0	1- 0	5- 1				
1- 5	0- 0	0- 2	AWAY	0- 2	0- 1	1- 0				
0- 0	0- 0	0- 0	NEUTRAL	0- 0	0- 0	0- 0				
5- 6	0- 0	0- 2	NON-CONFERENCE	0- 2	1- 1	4- 1				
4- 1	0- 0	0- 0	HOME	0- 0	1- 0	3- 1				
1- 5	0- 0	0- 2	AWAY	0- 2	0- 1	1- 0				
0- 0	0- 0	0- 0	NEUTRAL	0- 0	0- 0	0- 0				
2- 0	0- 0	0- 0	CONFERENCE	0- 0	0- 0	2- 0				
2- 0	0- 0	0- 0	HOME	0- 0	0- 0	2- 0				
0- 0	0- 0	0- 0	AWAY	0- 0	0- 0	0- 0				
0- 0	0- 0	0- 0	NEUTRAL	0- 0	0- 0	0- 0				

RPI 1-25				RPI 26-50				RPI 51-100				RPI 101+ Team's RPI: 179			
RPI	S	Opponent	Score	RPI	S	Opponent	Score	RPI	S	Opponent	Score	RPI	S	Opponent	Score
				31	A	Missouri	50 70	51	A	Belmont	55 74	115	A	UT Martin	91 97
				43	A	Texas A&M	56 97	57	A	Oklahoma St.	60 62	148	H	Tulsa	73 60
												186	H	Louisiana Tech	70 80
												254	H	Mississippi Val.	60 57
												265	H	Murray St.	74 63
												280	A	UTEP	67 66
												296	H	Memphis	77 66
												315	H	La.-Monroe	64 54
												317	H	Louisiana	87 75
LAST 12 Division I GAMES:															
				254	H	Mississippi Val.	60 57	315	H	La.-Monroe	64 54				
				148	H	Tulsa	73 60	317	H	Louisiana	87 75				
				280	A	UTEP	67 66	31	A	Missouri	50 70				
				265	H	Murray St.	74 63	51	A	Belmont	55 74				
				43	A	Texas A&M	56 97	115	A	UT Martin	91 97				
				186	H	Louisiana Tech	70 80	296	H	Memphis	77 66				

Non-Div I Games:

Arkansas St.

Average RPI Win:	320	WON-LOST	WINNING	LAST 10	STRENGTH OF	OPP. STRENGTH	TEAM	ADJ.	CONF.	ADJ CONF.
Average RPI Loss:	159	RECORD	PCT. RANK	GAMES	SCHEDULE	OF SCHEDULE	RPI	RPI	RPI	RPI
DIV. I ONLY	5- 7	208	5-5	343	271	311	311	22	22	
DIV. I NON-CONF.	4- 6	212	0- 0	334	301	309	309	24	24	

TOTALS	RPI 1-25	RPI 26-50	W-L RECORDS	RPI 51-100	RPI 101-150	RPI 150+				
5- 7	0- 0	0- 0	OVERALL	0- 2	0- 2	5- 3				
3- 3	0- 0	0- 0	HOME	0- 1	0- 1	3- 1				
2- 4	0- 0	0- 0	AWAY	0- 1	0- 1	2- 2				
0- 0	0- 0	0- 0	NEUTRAL	0- 0	0- 0	0- 0				
4- 6	0- 0	0- 0	NON-CONFERENCE	0- 2	0- 1	4- 3				
2- 3	0- 0	0- 0	HOME	0- 1	0- 1	2- 1				
2- 3	0- 0	0- 0	AWAY	0- 1	0- 0	2- 2				
0- 0	0- 0	0- 0	NEUTRAL	0- 0	0- 0	0- 0				
1- 1	0- 0	0- 0	CONFERENCE	0- 0	0- 1	1- 0				
1- 0	0- 0	0- 0	HOME	0- 0	0- 0	1- 0				
0- 1	0- 0	0- 0	AWAY	0- 0	0- 1	0- 0				
0- 0	0- 0	0- 0	NEUTRAL	0- 0	0- 0	0- 0				

RPI 1-25				RPI 26-50				RPI 51-100				RPI 101+				Team's RPI: 311
RPI	S	Opponent	Score	RPI	S	Opponent	Score	RPI	S	Opponent	Score	RPI	S	Opponent	Score	
								65	H	St. John's (NY)	49 60	120	H	Yale	51 62	
								84	A	TCU	38 63	140	A	Boston U.	51 63	
												194	H	Air Force	60 71	
												245	A	Binghamton	47 60	
												262	A	Columbia	49 70	
												275	H	St. Francis Brooklyn	69 57	
												307	H	Loyola Maryland	69 57	
												318	A	Wagner	61 46	
												350	H	Fairleigh Dickinson	62 40	
												351	A	LIU Brooklyn	57 42	

LAST 12 Division I GAMES:																
350	H	Fairleigh Dickinson	62 40	307	H	Loyola Maryland	69 57									
84	A	TCU	38 63	140	A	Boston U.	51 63									
275	H	St. Francis Brooklyn	69 57	120	H	Yale	51 62									
245	A	Binghamton	47 60	318	A	Wagner	61 46									
194	H	Air Force	60 71	262	A	Columbia	49 70									
65	H	St. John's (NY)	49 60	351	A	LIU Brooklyn	57 42									

Non-Div I Games: Connecticut Col. 74 48

Army West Point

■ Loss,
 ■ Non-Conf,
 ■ S Site,
 ■ Home
 ■ Away
 N Neutral

Average RPI	Win: 177	WON-LOST	WINNING	LAST 10	STRENGTH OF	OPP. STRENGTH	TEAM	ADJ.	CONF.	ADJ CONF.
Average RPI	Loss: 13	RECORD	PCT. RANK	GAMES	SCHEDULE	OF SCHEDULE	RPI	RPI	RPI	RPI
DIV. I ONLY	12- 2	24	9-1	185	21	39	39	6	6	
DIV. I NON-CONF.	11- 1	13	1- 0	217	26	27	27	6	6	

TOTALS	RPI 1-25	RPI 26-50	W-L RECORDS	RPI 51-100	RPI 101-150	RPI 150+				
12- 2	0- 2	2- 0	OVERALL	0- 0	2- 0	8- 0				
6- 1	0- 1	0- 0	HOME	0- 0	2- 0	4- 0				
4- 1	0- 1	1- 0	AWAY	0- 0	0- 0	3- 0				
2- 0	0- 0	1- 0	NEUTRAL	0- 0	0- 0	1- 0				
11- 1	0- 1	2- 0	NON-CONFERENCE	0- 0	2- 0	7- 0				
6- 0	0- 0	0- 0	HOME	0- 0	2- 0	4- 0				
3- 1	0- 1	1- 0	AWAY	0- 0	0- 0	2- 0				
2- 0	0- 0	1- 0	NEUTRAL	0- 0	0- 0	1- 0				
1- 1	0- 1	0- 0	CONFERENCE	0- 0	0- 0	1- 0				
0- 1	0- 1	0- 0	HOME	0- 0	0- 0	0- 0				
1- 0	0- 0	0- 0	AWAY	0- 0	0- 0	1- 0				
0- 0	0- 0	0- 0	NEUTRAL	0- 0	0- 0	0- 0				

RPI 1-25				RPI 26-50				RPI 51-100				RPI 101+			
RPI	S	Opponent	Score	RPI	S	Opponent	Score	RPI	S	Opponent	Score	RPI	S	Opponent	Score
2	A	Iowa St.	64 67	30	A	New Mexico	79 76					121	H	Grambling	97 48
23	H	Tennessee	69 78	42	N	North Carolina	86 81					133	H	Oklahoma	95 79
												175	A	Elon	96 44
												181	H	Nicholls St.	80 59
												190	N	Coastal Caro.	84 78
												204	H	Samford	73 46
												223	H	Alabama St.	83 50
												233	A	Florida	64 56
												277	A	Saint Joseph's	81 70
												317	H	Louisiana	71 59
LAST 12 Division I GAMES:															
223	H	Alabama St.	83 50	30	A	New Mexico	79 76	2	A	Iowa St.	64 67				
175	A	Elon	96 44					233	A	Florida	64 56				
42	N	North Carolina	86 81					23	H	Tennessee	69 78				
190	N	Coastal Caro.	84 78					133	H	Oklahoma	95 79				
204	H	Samford	73 46					317	H	Louisiana	71 59				
277	A	Saint Joseph's	81 70												

Non-Div I Games: Xavier (LA) 77 58

Auburn

Average RPI Win:	272	WON-LOST	WINNING	LAST 10	STRENGTH OF	OPP. STRENGTH	TEAM	ADJ.	CONF.	ADJ CONF.
Average RPI Loss:	217	RECORD	PCT. RANK	GAMES	SCHEDULE	OF SCHEDULE	RPI	RPI	RPI	RPI
DIV. I ONLY	5- 6	199	6-4	351	211	333	333	20	20	
DIV. I NON-CONF.	3- 6	241	0- 0	349	218	345	345	20	20	

TOTALS	RPI 1-25	RPI 26-50	W-L RECORDS	RPI 51-100	RPI 101-150	RPI 150+				
5- 6	0- 0	0- 0	OVERALL	0- 0	0- 1	5- 5				
5- 1	0- 0	0- 0	HOME	0- 0	0- 0	5- 1				
0- 5	0- 0	0- 0	AWAY	0- 0	0- 1	0- 4				
0- 0	0- 0	0- 0	NEUTRAL	0- 0	0- 0	0- 0				
3- 6	0- 0	0- 0	NON-CONFERENCE	0- 0	0- 1	3- 5				
3- 1	0- 0	0- 0	HOME	0- 0	0- 0	3- 1				
0- 5	0- 0	0- 0	AWAY	0- 0	0- 1	0- 4				
0- 0	0- 0	0- 0	NEUTRAL	0- 0	0- 0	0- 0				
2- 0	0- 0	0- 0	CONFERENCE	0- 0	0- 0	2- 0				
2- 0	0- 0	0- 0	HOME	0- 0	0- 0	2- 0				
0- 0	0- 0	0- 0	AWAY	0- 0	0- 0	0- 0				
0- 0	0- 0	0- 0	NEUTRAL	0- 0	0- 0	0- 0				

RPI 1-25				RPI 26-50				RPI 51-100				RPI 101+				Team's RPI: 333	
RPI	S	Opponent	Score	RPI	S	Opponent	Score	RPI	S	Opponent	Score	RPI	S	Opponent	Score		
												146	A	Cincinnati	48	69	
												166	A	Illinois St.	49	61	
												172	A	Vanderbilt	70	99	
												191	H	Morehead St.	81	80	
												219	A	Western Ill.	72	77	
												254	H	Mississippi Val.	89	95	
												256	H	Alabama A&M	75	58	
												287	H	Northern Ky.	52	48	
												303	H	Eastern Ky.	100	65	
												324	H	Lipscomb	70	58	
												345	A	Evansville	52	56	
LAST 12 Division I GAMES:																	
				166	A	Illinois St.	49	61				191	H	Morehead St.	81	80	
				219	A	Western Ill.	72	77				303	H	Eastern Ky.	100	65	
				324	H	Lipscomb	70	58				345	A	Evansville	52	56	
				287	H	Northern Ky.	52	48				256	H	Alabama A&M	75	58	
				254	H	Mississippi Val.	89	95				146	A	Cincinnati	48	69	
				172	A	Vanderbilt	70	99									

Non-Div I Games: Christian Bros. 100 62 Trevecca Nazarene 90 78

Austin Peay

Average RPI	Win:	176	WON-LOST	WINNING	LAST 10	STRENGTH OF	OPP. STRENGTH	TEAM	ADJ.	CONF.	ADJ CONF.
Average RPI	Loss:	99	RECORD	PCT. RANK	GAMES	SCHEDULE	OF SCHEDULE	RPI	RPI	RPI	RPI
DIV. I ONLY		12- 3		40	8-2	112	134	38	38	7	7
DIV. I NON-CONF.		8- 3		72	0- 0	116	117	53	53	7	7

TOTALS	RPI 1-25		RPI 26-50		W-L RECORDS	RPI 51-100		RPI 101-150		RPI 150+	
12- 3	0- 1		0- 0		OVERALL	3- 1		0- 0		9- 1	
6- 1	0- 1		0- 0		HOME	2- 0		0- 0		4- 0	
4- 2	0- 0		0- 0		AWAY	0- 1		0- 0		4- 1	
2- 0	0- 0		0- 0		NEUTRAL	1- 0		0- 0		1- 0	
8- 3	0- 1		0- 0		NON-CONFERENCE	2- 1		0- 0		6- 1	
4- 1	0- 1		0- 0		HOME	1- 0		0- 0		3- 0	
2- 2	0- 0		0- 0		AWAY	0- 1		0- 0		2- 1	
2- 0	0- 0		0- 0		NEUTRAL	1- 0		0- 0		1- 0	
4- 0	0- 0		0- 0		CONFERENCE	1- 0		0- 0		3- 0	
2- 0	0- 0		0- 0		HOME	1- 0		0- 0		1- 0	
2- 0	0- 0		0- 0		AWAY	0- 0		0- 0		2- 0	
0- 0	0- 0		0- 0		NEUTRAL	0- 0		0- 0		0- 0	

RPI 1-25				RPI 26-50				Team's RPI: 38				RPI 51-100				RPI 101+			
RPI	S	Opponent	Score	RPI	S	Opponent	Score					RPI	S	Opponent	Score	RPI	S	Opponent	Score
21	H	Cal i forni a	52 70									61	A	Utah	67 78	155	H	Colorado St.	51 42
												63	H	Northern Colo.	70 50	158	A	Utah St.	62 57
												84	N	TCU	61 58	167	A	Santa Clara	54 44
												94	H	Loyol a Marymount	55 44	180	H	Pepperdi ne	83 58
																196	H	UC Ri versi de	72 70
																216	A	Southern Utah	64 67
																234	H	Eastern Wash.	80 65
																242	A	San Franci sco	67 59
																267	N	Cal i forni a Baptist	76 69
																273	A	Utah Valley	77 51
LAST 12 Di vi si on I GAMES:																			
155	H	Colorado St.	51 42	94	H	Loyol a Marymount	55 44					180	H	Pepperdi ne	83 58				
61	A	Utah	67 78	242	A	San Franci sco	67 59					167	A	Santa Clara	54 44				
273	A	Utah Valley	77 51	63	H	Northern Colo.	70 50					158	A	Utah St.	62 57				
216	A	Southern Utah	64 67																
267	N	Cal i forni a Baptist	76 69																
84	N	TCU	61 58																

Non-Di v I Games:

BYU

Average RPI Win:	201	WON-LOST	WINNING	LAST 10	STRENGTH OF	OPP. STRENGTH	TEAM	ADJ.	CONF.	ADJ CONF.
Average RPI Loss:	92	RECORD	PCT. RANK	GAMES	SCHEDULE	OF SCHEDULE	RPI	RPI	RPI	RPI
DIV. I ONLY	4- 8	248	3-6	143	26	203	203	8	8	
DIV. I NON-CONF.	4- 7	228	0- 1	162	18	214	214	8	8	

TOTALS	RPI 1-25	RPI 26-50	W-L RECORDS	RPI 51-100	RPI 101-150	RPI 150+				
4- 8	0- 1	0- 1	OVERALL	0- 3	2- 2	2- 1				
3- 2	0- 0	0- 0	HOME	0- 1	1- 0	2- 1				
1- 3	0- 1	0- 0	AWAY	0- 1	1- 1	0- 0				
0- 3	0- 0	0- 1	NEUTRAL	0- 1	0- 1	0- 0				
4- 7	0- 1	0- 1	NON-CONFERENCE	0- 2	2- 2	2- 1				
3- 2	0- 0	0- 0	HOME	0- 1	1- 0	2- 1				
1- 2	0- 1	0- 0	AWAY	0- 0	1- 1	0- 0				
0- 3	0- 0	0- 1	NEUTRAL	0- 1	0- 1	0- 0				
0- 1	0- 0	0- 0	CONFERENCE	0- 1	0- 0	0- 0				
0- 0	0- 0	0- 0	HOME	0- 0	0- 0	0- 0				
0- 1	0- 0	0- 0	AWAY	0- 1	0- 0	0- 0				
0- 0	0- 0	0- 0	NEUTRAL	0- 0	0- 0	0- 0				

RPI 1-25				RPI 26-50				RPI 51-100				RPI 101+ Team's RPI: 203			
RPI	S	Opponent	Score	RPI	S	Opponent	Score	RPI	S	Opponent	Score	RPI	S	Opponent	Score
17	A	Butler	47 64	36	N	Duke	62 79	74	H	Purdue	38 80	108	N	Fordham	70 78
								89	A	Tol edo	58 65	111	A	Western Ky.	86 83
								92	N	Qui nni pi ac	66 69	145	A	Missouri St.	54 74
												146	H	Ci nci nnati	75 63
												172	H	Vanderbil t	43 60
												244	H	Clevel and St.	67 62
												301	H	Tennessee St.	90 51

LAST 12 Division I GAMES:															
172	H	Vanderbil t	43 60	92	N	Qui nni pi ac	66 69	36	N	Duke	62 79	111	A	Western Ky.	86 83
17	A	Butler	47 64	89	A	Tol edo	58 65	74	H	Purdue	38 80	108	N	Fordham	70 78
146	H	Ci nci nnati	75 63	301	H	Tennessee St.	90 51	145	A	Missouri St.	54 74	172	H	Vanderbil t	43 60
108	N	Fordham	70 78	111	A	Western Ky.	86 83	244	H	Clevel and St.	67 62	301	H	Tennessee St.	90 51
145	A	Missouri St.	54 74												
244	H	Clevel and St.	67 62												

Non-Div I Games: Urbana

0 0

Ball St.

Average RPI	Win:	127	WON-LOST	WINNING	LAST 10	STRENGTH OF	OPP. STRENGTH	TEAM	ADJ.	CONF.	ADJ CONF.
Average RPI	Loss:	4	RECORD	PCT. RANK	GAMES	SCHEDULE	OF SCHEDULE	RPI	RPI	RPI	RPI
DIV. I ONLY		11- 1		18	9-1	15	31	5	5	3	3
DIV. I NON-CONF.		10- 1		19	0- 0	25	15	5	5	3	3

TOTALS	RPI 1-25		RPI 26-50		W-L RECORDS	RPI 51-100		RPI 101-150		RPI 150+	
11- 1	2- 1		2- 0		OVERALL	1- 0		0- 0		6- 0	
6- 0	1- 0		0- 0		HOME	0- 0		0- 0		5- 0	
3- 1	1- 1		1- 0		AWAY	0- 0		0- 0		1- 0	
2- 0	0- 0		1- 0		NEUTRAL	1- 0		0- 0		0- 0	
10- 1	2- 1		2- 0		NON-CONFERENCE	1- 0		0- 0		5- 0	
6- 0	1- 0		0- 0		HOME	0- 0		0- 0		5- 0	
2- 1	1- 1		1- 0		AWAY	0- 0		0- 0		0- 0	
2- 0	0- 0		1- 0		NEUTRAL	1- 0		0- 0		0- 0	
1- 0	0- 0		0- 0		CONFERENCE	0- 0		0- 0		1- 0	
0- 0	0- 0		0- 0		HOME	0- 0		0- 0		0- 0	
1- 0	0- 0		0- 0		AWAY	0- 0		0- 0		1- 0	
0- 0	0- 0		0- 0		NEUTRAL	0- 0		0- 0		0- 0	

RPI	S	Opponent	Score	RPI	S	Opponent	Score	RPI	S	Opponent	Score	RPI	S	Opponent	Score
4	A	Stanford	63 68	34	A	South Carolina	94 69	87	N	Georgetown	67 46	181	H	Nicholls St.	100 39
6	H	UConn	68 57	37	N	South Dakota St.	72 66					184	A	Texas Tech	73 56
13	A	Arizona St.	65 59									191	H	Morehead St.	96 58
												192	H	Southern U.	94 49
												211	H	Saint Francis (PA)	116 58
												259	H	UTRGV	98 37

LAST 12 Division I GAMES:															
34	A	South Carolina	94 69	184	A	Texas Tech	73 56	6	H	UConn	68 57	4	A	Stanford	63 68
87	N	Georgetown	67 46	6	H	UConn	68 57	191	H	Morehead St.	96 58	181	H	Nicholls St.	100 39
37	N	South Dakota St.	72 66	259	H	UTRGV	98 37								
192	H	Southern U.	94 49												
13	A	Arizona St.	65 59												
211	H	Saint Francis (PA)	116 58												

Non-Div I Games:

Bayl or

Belmont

Belmont				Through Games Of Jan. 8, 2019											
Average RPI	Win:	179		WON-LOST RECORD	WINNING PCT. RANK	LAST 10 GAMES	STRENGTH OF SCHEDULE	OPP. STRENGTH OF SCHEDULE	TEAM RPI	ADJ. RPI	CONF. RPI	ADJ CONF. RPI			
DIV. I ONLY				8- 5	109	6-4	35	130	51	51	20	20			
DIV. I NON-CONF.				7- 4	109	0- 0	49	87	36	36	20	20			

TOTALS		RPI 1-25		RPI 26-50		W-L RECORDS		RPI 51-100		RPI 101-150		RPI 150+			
8- 5		0- 2		0- 0		OVERALL		2- 2		2- 1		4- 0			
4- 2		0- 0		0- 0		HOME		0- 1		1- 1		3- 0			
4- 3		0- 2		0- 0		AWAY		2- 1		1- 0		1- 0			
0- 0		0- 0		0- 0		NEUTRAL		0- 0		0- 0		0- 0			
7- 4		0- 2		0- 0		NON-CONFERENCE		2- 2		2- 0		3- 0			
3- 1		0- 0		0- 0		HOME		0- 1		1- 0		2- 0			
4- 3		0- 2		0- 0		AWAY		2- 1		1- 0		1- 0			
0- 0		0- 0		0- 0		NEUTRAL		0- 0		0- 0		0- 0			
1- 1		0- 0		0- 0		CONFERENCE		0- 0		0- 1		1- 0			
1- 1		0- 0		0- 0		HOME		0- 0		0- 1		1- 0			
0- 0		0- 0		0- 0		AWAY		0- 0		0- 0		0- 0			
0- 0		0- 0		0- 0		NEUTRAL		0- 0		0- 0		0- 0			

RPI 1-25				RPI 26-50				RPI 51-100				Team's RPI: 51		RPI 101+	
RPI	S	Opponent	Score	RPI	S	Opponent	Score	RPI	S	Opponent	Score	RPI	S	Opponent	Score
9	A	NC State	62 77					81	A	Middle Tenn.	45 38	123	H	Tennessee Tech	72 77
23	A	Tennessee	76 84					89	H	Toledo	69 78	128	A	Chattanooga	67 51
								93	A	Clemson	62 65	148	H	Tulsa	78 53
								96	A	Wright St.	79 63	179	H	Arkansas St.	74 55
												188	H	Jacksonville St.	66 52
												287	A	Northern Ky.	71 53
												324	H	Lipscomb	83 43

LAST 12 Division I GAMES:															
324	H	Lipscomb	83 43	123	H	Tennessee Tech	72 77								
93	A	Clemson	62 65	188	H	Jacksonville St.	66 52								
89	H	Toledo	69 78	23	A	Tennessee	76 84								
287	A	Northern Ky.	71 53	179	H	Arkansas St.	74 55								
81	A	Middle Tenn.	45 38	128	A	Chattanooga	67 51								
96	A	Wright St.	79 63	148	H	Tulsa	78 53								

Belmont

Non-Div I Games:

Belmont

Average RPI	Win:	284	WON-LOST	WINNING	LAST 10	STRENGTH OF	OPP. STRENGTH	TEAM	ADJ.	CONF.	ADJ CONF.
Average RPI	Loss:	188	RECORD	PCT. RANK	GAMES	SCHEDULE	OF SCHEDULE	RPI	RPI	RPI	RPI
DIV. I ONLY		6- 5		143	6-4	340	243	214	214	32	32
DIV. I NON-CONF.		5- 5		162	0- 0	326	210	238	238	32	32

TOTALS	RPI 1-25		RPI 26-50		W-L RECORDS	RPI 51-100		RPI 101-150		RPI 150+	
6- 5	0- 0		0- 0		OVERALL	0- 0		0- 2		6- 3	
3- 0	0- 0		0- 0		HOME	0- 0		0- 0		3- 0	
2- 5	0- 0		0- 0		AWAY	0- 0		0- 2		2- 3	
1- 0	0- 0		0- 0		NEUTRAL	0- 0		0- 0		1- 0	
5- 5	0- 0		0- 0		NON-CONFERENCE	0- 0		0- 2		5- 3	
3- 0	0- 0		0- 0		HOME	0- 0		0- 0		3- 0	
1- 5	0- 0		0- 0		AWAY	0- 0		0- 2		1- 3	
1- 0	0- 0		0- 0		NEUTRAL	0- 0		0- 0		1- 0	
1- 0	0- 0		0- 0		CONFERENCE	0- 0		0- 0		1- 0	
0- 0	0- 0		0- 0		HOME	0- 0		0- 0		0- 0	
1- 0	0- 0		0- 0		AWAY	0- 0		0- 0		1- 0	
0- 0	0- 0		0- 0		NEUTRAL	0- 0		0- 0		0- 0	

RPI 1-25				RPI 26-50				RPI 51-100				RPI 101+ Team's RPI: 214			
RPI	S	Opponent	Score	RPI	S	Opponent	Score	RPI	S	Opponent	Score	RPI	S	Opponent	Score
												131	A	Charlotte	69 73
												149	A	South Fla.	39 88
												176	A	Georgia St.	57 62
												233	A	Florida	53 64
												236	A	Jacksonville	58 56
												252	A	Ga. Southern	76 77
												268	N	Kennesaw St.	64 61
												270	H	Liberty	81 76
												278	H	North Florida	76 60
												314	H	FIU	68 57
												340	A	N.C. Central	67 50

LAST 12 Division I GAMES:															
				233	A	Florida	53 64	340	A	N.C. Central	67 50				
				236	A	Jacksonville	58 56	131	A	Charlotte	69 73				
				252	A	Ga. Southern	76 77	176	A	Georgia St.	57 62				
				314	H	FIU	68 57	268	N	Kennesaw St.	64 61				
				149	A	South Fla.	39 88	278	H	North Florida	76 60				
				270	H	Liberty	81 76								

Non-Div I Games: Flagler 74 59 Edward Waters 73 46

Bethune-Cookman

Loss, Non-Conf, S Site, H Home A Away N Neutral

Average RPI	Win: 295	WON-LOST	WINNING	LAST 10	STRENGTH OF	OPP. STRENGTH	TEAM	ADJ.	CONF.	ADJ CONF.
Average RPI	Loss: 171	RECORD	PCT. RANK	GAMES	SCHEDULE	OF SCHEDULE	RPI	RPI	RPI	RPI
DIV. I ONLY	4- 9	255	3-7	158	306	245	245	23	23	
DIV. I NON-CONF.	3- 8	267	0- 0	88	307	246	246	23	23	

TOTALS	RPI 1-25	RPI 26-50	W-L RECORDS	RPI 51-100	RPI 101-150	RPI 150+				
4- 9	0- 2	0- 1	OVERALL	0- 0	0- 1	4- 5				
3- 2	0- 0	0- 0	HOME	0- 0	0- 1	3- 1				
1- 7	0- 2	0- 1	AWAY	0- 0	0- 0	1- 4				
0- 0	0- 0	0- 0	NEUTRAL	0- 0	0- 0	0- 0				
3- 8	0- 2	0- 1	NON-CONFERENCE	0- 0	0- 1	3- 4				
3- 2	0- 0	0- 0	HOME	0- 0	0- 1	3- 1				
0- 6	0- 2	0- 1	AWAY	0- 0	0- 0	0- 3				
0- 0	0- 0	0- 0	NEUTRAL	0- 0	0- 0	0- 0				
1- 1	0- 0	0- 0	CONFERENCE	0- 0	0- 0	1- 1				
0- 0	0- 0	0- 0	HOME	0- 0	0- 0	0- 0				
1- 1	0- 0	0- 0	AWAY	0- 0	0- 0	1- 1				
0- 0	0- 0	0- 0	NEUTRAL	0- 0	0- 0	0- 0				

RPI 1-25				RPI 26-50				RPI 51-100				RPI 101+ Team's RPI: 245			
RPI	S	Opponent	Score	RPI	S	Opponent	Score	RPI	S	Opponent	Score	RPI	S	Opponent	Score
1	A	Notre Dame	53 103	41	A	Ohio	49 86					114	H	Lehigh	55 65
18	A	Marquette	40 93									195	H	Cornell	72 61
												225	A	Dartmouth	39 63
												253	H	Rider	57 62
												266	A	Niagara	72 79
												298	A	Albany (NY)	56 61
												311	H	Army West Point	60 47
												323	A	New Hampshire	71 62
												327	A	Lafayette	50 59
												350	H	Fairleigh Dickinson	73 54
LAST 12 Division I GAMES:															
266	A	Niagara	72 79	323	A	New Hampshire	71 62								
350	H	Fairleigh Dickinson	73 54	298	A	Albany (NY)	56 61								
311	H	Army West Point	60 47	225	A	Dartmouth	39 63								
114	H	Lehigh	55 65	18	A	Marquette	40 93								
41	A	Ohio	49 86	1	A	Notre Dame	53 103								
327	A	Lafayette	50 59	253	H	Rider	57 62								

Non-Div I Games: Charleston (WV) 69 62 Caldwell 73 54

Binghamton

Average RPI	Win:	153	WON-LOST	WINNING	LAST 10	STRENGTH OF	OPP. STRENGTH	TEAM	ADJ.	CONF.	ADJ CONF.
Average RPI	Loss:	53	RECORD	PCT. RANK	GAMES	SCHEDULE	OF SCHEDULE	RPI	RPI	RPI	RPI
DIV. I ONLY		9- 2		36	8-2	173	7	45	45	10	10
DIV. I NON-CONF.		7- 2		59	1- 0	221	8	72	72	10	10

TOTALS	RPI 1-25		RPI 26-50		W-L RECORDS	RPI 51-100		RPI 101-150		RPI 150+	
9- 2	0- 1		1- 0		OVERALL	1- 1		2- 0		5- 0	
4- 1	0- 1		1- 0		HOME	0- 0		0- 0		3- 0	
2- 1	0- 0		0- 0		AWAY	0- 1		1- 0		1- 0	
3- 0	0- 0		0- 0		NEUTRAL	1- 0		1- 0		1- 0	
7- 2	0- 1		0- 0		NON-CONFERENCE	1- 1		2- 0		4- 0	
3- 1	0- 1		0- 0		HOME	0- 0		0- 0		3- 0	
1- 1	0- 0		0- 0		AWAY	0- 1		1- 0		0- 0	
3- 0	0- 0		0- 0		NEUTRAL	1- 0		1- 0		1- 0	
2- 0	0- 0		1- 0		CONFERENCE	0- 0		0- 0		1- 0	
1- 0	0- 0		1- 0		HOME	0- 0		0- 0		0- 0	
1- 0	0- 0		0- 0		AWAY	0- 0		0- 0		1- 0	
0- 0	0- 0		0- 0		NEUTRAL	0- 0		0- 0		0- 0	

RPI 1-25				RPI 26-50				Team's RPI: 45				RPI 51-100				RPI 101+			
RPI	S	Opponent	Score	RPI	S	Opponent	Score	RPI	S	Opponent	Score	RPI	S	Opponent	Score	RPI	S	Opponent	Score
8	H	Louisville	55 74	44	H	Wyoming	72 64	64	N	UNI	61 60	112	A	Washington	73 69				
								98	A	Washington St.	71 95	139	N	Idaho	91 85				
												154	H	CSUN	74 63				
												205	A	San Diego St.	69 66				
												211	N	Saint Francis (PA)	78 64				
												216	H	Southern Utah	88 53				
												234	H	Eastern Wash.	67 55				

LAST 12 Division I GAMES:																			
98	A	Washington St.	71 95	112	A	Washington	73 69	64	N	UNI	61 60	205	A	San Diego St.	69 66				
139	N	Idaho	91 85	44	H	Wyoming	72 64	98	A	Washington St.	71 95	216	H	Southern Utah	88 53				
8	H	Louisville	55 74	211	N	Saint Francis (PA)	78 64					234	H	Eastern Wash.	67 55				
154	H	CSUN	74 63																

Non-Div I Games: Southern Ore. 91 46 Northwest Chrst. 93 26

Boi se St.

Average RPI Win:	231	WON-LOST	WINNING	LAST 10	STRENGTH OF	OPP. STRENGTH	TEAM	ADJ.	CONF.	ADJ CONF.
Average RPI Loss:	66	RECORD	PCT. RANK	GAMES	SCHEDULE	OF SCHEDULE	RPI	RPI	RPI	RPI
DIV. I ONLY	11- 4	60	6-4	113	239	106	106	1	1	
DIV. I NON-CONF.	11- 2	33	1- 0	174	274	91	91	1	1	

TOTALS	RPI 1-25	RPI 26-50	W-L RECORDS	RPI 51-100	RPI 101-150	RPI 150+				
11- 4	0- 1	0- 0	OVERALL	0- 2	3- 1	8- 0				
7- 4	0- 1	0- 0	HOME	0- 2	1- 1	6- 0				
2- 0	0- 0	0- 0	AWAY	0- 0	2- 0	0- 0				
2- 0	0- 0	0- 0	NEUTRAL	0- 0	0- 0	2- 0				
11- 2	0- 0	0- 0	NON-CONFERENCE	0- 1	3- 1	8- 0				
7- 2	0- 0	0- 0	HOME	0- 1	1- 1	6- 0				
2- 0	0- 0	0- 0	AWAY	0- 0	2- 0	0- 0				
2- 0	0- 0	0- 0	NEUTRAL	0- 0	0- 0	2- 0				
0- 2	0- 1	0- 0	CONFERENCE	0- 1	0- 0	0- 0				
0- 2	0- 1	0- 0	HOME	0- 1	0- 0	0- 0				
0- 0	0- 0	0- 0	AWAY	0- 0	0- 0	0- 0				
0- 0	0- 0	0- 0	NEUTRAL	0- 0	0- 0	0- 0				

RPI 1-25				RPI 26-50				RPI 51-100				RPI 101+ Team's RPI: 106			
RPI	S	Opponent	Score	RPI	S	Opponent	Score	RPI	S	Opponent	Score	RPI	S	Opponent	Score
9	H	NC State	69 85					54	H	Georgia Tech	76 81	118	A	Houston	64 57
								72	H	Minnesota	69 77	127	H	Providence	57 61
												140	H	Boston U.	78 51
												150	A	Rhode Island	88 64
												225	H	Dartmouth	99 68
												238	H	Campbell	76 56
												247	H	Holy Cross	89 63
												253	N	Rider	112 61
												262	H	Columbia	74 60
												294	H	Saint Peter's	89 57
												307	N	Loyola Maryland	73 47
												309	H	Bryant	83 46
LAST 12 Division I GAMES:															
253	N	Rider	112 61	9	H	NC State	69 85	54	H	Georgia Tech	76 81	225	H	Dartmouth	99 68
309	H	Bryant	83 46					238	H	Campbell	76 56	140	H	Boston U.	78 51
262	H	Columbia	74 60					72	H	Minnesota	69 77				
127	H	Providence	57 61												
307	N	Loyola Maryland	73 47												
118	A	Houston	64 57												

Non-Div I Games:

Boston College

Average RPI Win:	243	WON-LOST	WINNING	LAST 10	STRENGTH OF	OPP. STRENGTH	TEAM	ADJ.	CONF.	ADJ CONF.
Average RPI Loss:	118	RECORD	PCT. RANK	GAMES	SCHEDULE	OF SCHEDULE	RPI	RPI	RPI	RPI
DIV. I ONLY	6- 6	168	5-5	120	253	140	140	22	22	
DIV. I NON-CONF.	4- 6	212	0- 0	145	215	200	200	24	24	

TOTALS	RPI 1-25	RPI 26-50	W-L RECORDS	RPI 51-100	RPI 101-150	RPI 150+				
6- 6	0- 0	0- 1	OVERALL	1- 2	0- 1	5- 2				
5- 0	0- 0	0- 0	HOME	0- 0	0- 0	5- 0				
1- 6	0- 0	0- 1	AWAY	1- 2	0- 1	0- 2				
0- 0	0- 0	0- 0	NEUTRAL	0- 0	0- 0	0- 0				
4- 6	0- 0	0- 1	NON-CONFERENCE	0- 2	0- 1	4- 2				
4- 0	0- 0	0- 0	HOME	0- 0	0- 0	4- 0				
0- 6	0- 0	0- 1	AWAY	0- 2	0- 1	0- 2				
0- 0	0- 0	0- 0	NEUTRAL	0- 0	0- 0	0- 0				
2- 0	0- 0	0- 0	CONFERENCE	1- 0	0- 0	1- 0				
1- 0	0- 0	0- 0	HOME	0- 0	0- 0	1- 0				
1- 0	0- 0	0- 0	AWAY	1- 0	0- 0	0- 0				
0- 0	0- 0	0- 0	NEUTRAL	0- 0	0- 0	0- 0				

RPI	S	Opponent	Score	RPI	S	Opponent	Score	RPI	S	Opponent	Score	RPI	S	Opponent	Score	Team's RPI: 140
27	A	Northeastern	51	81	70	A	Bucknell	70	62	106	A	Boston College	51	78		
					71	A	Harvard	47	67	185	A	Massachusetts	55	66		
					95	A	Marist	57	68	206	H	Delaware	72	61		
										225	A	Dartmouth	44	64		
										237	H	Brown	72	51		
										309	H	Bryant	67	65		
										311	H	Army West Point	63	51		
										323	H	New Hampshire	60	39		
LAST 12 Division I GAMES:																
70	A	Bucknell	70	62	311	H	Army West Point	63	51							
323	H	New Hampshire	60	39	71	A	Harvard	47	67							
309	H	Bryant	67	65	106	A	Boston College	51	78							
95	A	Marist	57	68	185	A	Massachusetts	55	66							
237	H	Brown	72	51	225	A	Dartmouth	44	64							
27	A	Northeastern	51	81	206	H	Delaware	72	61							

Non-Div I Games:

Boston U.

Bowling Green

Through Games Of Jan. 8, 2019

Average RPI Win:	291	WON-LOST	WINNING	LAST 10	STRENGTH OF	OPP. STRENGTH	TEAM	ADJ.	CONF.	ADJ CONF.
Average RPI Loss:	164	RECORD	PCT. RANK	GAMES	SCHEDULE	OF SCHEDULE	RPI	RPI	RPI	RPI
DIV. I ONLY	6- 5	143	6-4	222	325	193	193	8	8	
DIV. I NON-CONF.	6- 4	125	0- 0	230	296	165	165	8	8	

TOTALS	RPI 1-25	RPI 26-50	W-L RECORDS	RPI 51-100	RPI 101-150	RPI 150+				
6- 5	0- 0	0- 1	OVERALL	0- 0	0- 1	6- 3				
4- 1	0- 0	0- 0	HOME	0- 0	0- 0	4- 1				
2- 3	0- 0	0- 1	AWAY	0- 0	0- 1	2- 1				
0- 1	0- 0	0- 0	NEUTRAL	0- 0	0- 0	0- 1				
6- 4	0- 0	0- 1	NON-CONFERENCE	0- 0	0- 1	6- 2				
4- 0	0- 0	0- 0	HOME	0- 0	0- 0	4- 0				
2- 3	0- 0	0- 1	AWAY	0- 0	0- 1	2- 1				
0- 1	0- 0	0- 0	NEUTRAL	0- 0	0- 0	0- 1				
0- 1	0- 0	0- 0	CONFERENCE	0- 0	0- 0	0- 1				
0- 1	0- 0	0- 0	HOME	0- 0	0- 0	0- 1				
0- 0	0- 0	0- 0	AWAY	0- 0	0- 0	0- 0				
0- 0	0- 0	0- 0	NEUTRAL	0- 0	0- 0	0- 0				

RPI 1-25				RPI 26-50				RPI 51-100				RPI 101+ Team's RPI: 193			
RPI	S	Opponent	Score	RPI	S	Opponent	Score	RPI	S	Opponent	Score	RPI	S	Opponent	Score
				28	A	Michigan St.	69 99					144	A	Xavier	49 65
												171	N	Mercer	63 76
												190	A	Coastal Caro.	80 81
												240	H	Loyol a Chi cago	88 74
												257	H	Marshall	99 76
												286	H	Western Mi ch.	82 84
												290	H	Robert Morris	61 60
												308	A	Val parai so	79 72
												319	A	Cani si us	74 53
												329	H	Detroit Mercy	79 73
LAST 12 Division I GAMES:															
				286	H	Western Mi ch.	82 84	308	A	Val parai so	79 72				
				240	H	Loyol a Chi cago	88 74	329	H	Detroit Mercy	79 73				
				290	H	Robert Morris	61 60	319	A	Cani si us	74 53				
				257	H	Marshall	99 76	144	A	Xavi er	49 65				
				28	A	Michigan St.	69 99	171	N	Mercer	63 76				
								190	A	Coastal Caro.	80 81				

Non-Div I Games: Davis & Elkins 63 28

Bowling Green

Loss,
Non-Conf, S Site, H Home
A Away
N Neutral

Average RPI	Win:	252	WON-LOST	WINNING	LAST 10	STRENGTH OF	OPP. STRENGTH	TEAM	ADJ.	CONF.	ADJ CONF.
Average RPI	Loss:	49	RECORD	PCT. RANK	GAMES	SCHEDULE	OF SCHEDULE	RPI	RPI	RPI	RPI
DIV. I ONLY		9- 3		55	7-3	332	50	178	178	13	13
DIV. I NON-CONF.		9- 1		31	1- 0	343	91	129	129	13	13

TOTALS	RPI 1-25		RPI 26-50		W-L RECORDS	RPI 51-100		RPI 101-150		RPI 150+	
9- 3	0- 1		0- 0		OVERALL	0- 2		0- 0		9- 0	
5- 2	0- 1		0- 0		HOME	0- 1		0- 0		5- 0	
3- 1	0- 0		0- 0		AWAY	0- 1		0- 0		3- 0	
1- 0	0- 0		0- 0		NEUTRAL	0- 0		0- 0		1- 0	
9- 1	0- 0		0- 0		NON-CONFERENCE	0- 1		0- 0		9- 0	
5- 0	0- 0		0- 0		HOME	0- 0		0- 0		5- 0	
3- 1	0- 0		0- 0		AWAY	0- 1		0- 0		3- 0	
1- 0	0- 0		0- 0		NEUTRAL	0- 0		0- 0		1- 0	
0- 2	0- 1		0- 0		CONFERENCE	0- 1		0- 0		0- 0	
0- 2	0- 1		0- 0		HOME	0- 1		0- 0		0- 0	
0- 0	0- 0		0- 0		AWAY	0- 0		0- 0		0- 0	
0- 0	0- 0		0- 0		NEUTRAL	0- 0		0- 0		0- 0	

RPI 1-25				RPI 26-50				RPI 51-100				RPI 101+ Team's RPI: 178			
RPI	S	Opponent	Score	RPI	S	Opponent	Score	RPI	S	Opponent	Score	RPI	S	Opponent	Score
10	H	Drake	63 92					64	H	UNI	78 81	206	N	Delaware	59 47
								74	A	Purdue	61 74	207	H	Southeast Mo. St.	85 79
												209	H	Eastern Ill.	67 64
												219	H	Western Ill.	82 68
												244	A	Cleveland St.	67 65
												255	H	Oakland	73 64
												288	A	Fla. Atlantic	80 59
												302	A	Omaha	80 60
												335	H	Chicago St.	89 59

LAST 12 Division I GAMES:															
288	A	Fla. Atlantic	80 59	10	H	Drake	63 92	335	H	Chicago St.	89 59				
64	H	UNI	78 81	74	A	Purdue	61 74								
255	H	Oakland	73 64	244	A	Cleveland St.	67 65								
209	H	Eastern Ill.	67 64	302	A	Omaha	80 60								
206	N	Delaware	59 47	219	H	Western Ill.	82 68								
207	H	Southeast Mo. St.	85 79												

Non-Div I Games: Rockhurst 83 40

Bradley

Average RPI Win:	297	WON-LOST	WINNING	LAST 10	STRENGTH OF	OPP. STRENGTH	TEAM	ADJ.	CONF.	ADJ CONF.
Average RPI Loss:	129	RECORD	PCT. RANK	GAMES	SCHEDULE	OF SCHEDULE	RPI	RPI	RPI	RPI
DIV. I ONLY	6- 8	203	4-6	290	196	237	237	11	11	
DIV. I NON-CONF.	6- 8	199	0- 1	286	198	249	249	12	12	

TOTALS	RPI 1-25	RPI 26-50	W-L RECORDS	RPI 51-100	RPI 101-150	RPI 150+				
6- 8	0- 1	0- 0	OVERALL	0- 3	0- 2	6- 2				
3- 2	0- 0	0- 0	HOME	0- 1	0- 0	3- 1				
2- 6	0- 1	0- 0	AWAY	0- 2	0- 2	2- 1				
1- 0	0- 0	0- 0	NEUTRAL	0- 0	0- 0	1- 0				
6- 8	0- 1	0- 0	NON-CONFERENCE	0- 3	0- 2	6- 2				
3- 2	0- 0	0- 0	HOME	0- 1	0- 0	3- 1				
2- 6	0- 1	0- 0	AWAY	0- 2	0- 2	2- 1				
1- 0	0- 0	0- 0	NEUTRAL	0- 0	0- 0	1- 0				
0- 0	0- 0	0- 0	CONFERENCE	0- 0	0- 0	0- 0				
0- 0	0- 0	0- 0	HOME	0- 0	0- 0	0- 0				
0- 0	0- 0	0- 0	AWAY	0- 0	0- 0	0- 0				
0- 0	0- 0	0- 0	NEUTRAL	0- 0	0- 0	0- 0				

RPI	S	Opponent	Score	RPI	S	Opponent	Score	RPI	S	Opponent	Score	RPI	S	Opponent	Score	Team's RPI: 237
22	A	Rutgers	52 73					70	H	Bucknell	78 91	140	A	Boston U.	51 72	
								77	A	Northern Ill.	102 109	150	A	Rhode Island	67 72	
								80	A	Maine	96 102	185	H	Massachusetts	61 90	
												247	A	Holy Cross	89 85	
												284	H	Fairfield	68 49	
												285	H	Central Conn. St.	68 63	
												309	A	Bryant	57 75	
												309	N	Bryant	84 68	
												323	H	New Hampshire	76 70	
												335	A	Chicago St.	90 65	
LAST 12 Division I GAMES:																
150	A	Rhode Island	67 72	77	A	Northern Ill.	102 109									
22	A	Rutgers	52 73	335	A	Chicago St.	90 65									
284	H	Fairfield	68 49	80	A	Maine	96 102									
247	A	Holy Cross	89 85	309	N	Bryant	84 68									
323	H	New Hampshire	76 70	70	H	Bucknell	78 91									
140	A	Boston U.	51 72	185	H	Massachusetts	61 90									

Non-Div I Games: Johnson & Wales (RI) 78 46 Adelphi 75 62

Brown

Average RPI Win:	286	WON-LOST	WINNING	LAST 10	STRENGTH OF	OPP. STRENGTH	TEAM	ADJ.	CONF.	ADJ CONF.
Average RPI Loss:	180	RECORD	PCT. RANK	GAMES	SCHEDULE	OF SCHEDULE	RPI	RPI	RPI	RPI
DIV. I ONLY	3- 10	286	1-9	247	287	309	309	31	31	
DIV. I NON-CONF.	2- 9	297	0- 1	207	221	290	290	31	31	

TOTALS	RPI 1-25	RPI 26-50	W-L RECORDS	RPI 51-100	RPI 101-150	RPI 150+				
3- 10	0- 0	0- 0	OVERALL	0- 2	0- 3	3- 5				
2- 3	0- 0	0- 0	HOME	0- 1	0- 0	2- 2				
1- 5	0- 0	0- 0	AWAY	0- 1	0- 2	1- 2				
0- 2	0- 0	0- 0	NEUTRAL	0- 0	0- 1	0- 1				
2- 9	0- 0	0- 0	NON-CONFERENCE	0- 2	0- 3	2- 4				
1- 2	0- 0	0- 0	HOME	0- 1	0- 0	1- 1				
1- 5	0- 0	0- 0	AWAY	0- 1	0- 2	1- 2				
0- 2	0- 0	0- 0	NEUTRAL	0- 0	0- 1	0- 1				
1- 1	0- 0	0- 0	CONFERENCE	0- 0	0- 0	1- 1				
1- 1	0- 0	0- 0	HOME	0- 0	0- 0	1- 1				
0- 0	0- 0	0- 0	AWAY	0- 0	0- 0	0- 0				
0- 0	0- 0	0- 0	NEUTRAL	0- 0	0- 0	0- 0				

RPI 1-25				RPI 26-50				RPI 51-100				RPI 101+ Team's RPI: 309			
RPI	S	Opponent	Score	RPI	S	Opponent	Score	RPI	S	Opponent	Score	RPI	S	Opponent	Score
								80	H	Maine	57 74	106	A	Boston College	46 83
								90	A	Hartford	57 67	127	N	Providence	64 72
												140	A	Boston U.	65 67
												170	A	West Virginia	48 94
												237	H	Brown	75 57
												237	N	Brown	68 84
												247	H	Holy Cross	62 81
												271	A	UMass Lowell	58 57
												275	H	St. Francis Brooklyn	55 60
												323	A	New Hampshire	74 79
												351	H	LIU Brooklyn	69 62
LAST 12 Division I GAMES:															
127	N	Providence	64 72	351	H	LIU Brooklyn	69 62	247	H	Holy Cross	62 81				
275	H	St. Francis Brooklyn	55 60	90	A	Hartford	57 67	106	A	Boston College	46 83				
140	A	Boston U.	65 67	237	N	Brown	68 84	237	N	Brown	68 84				
170	A	West Virginia	48 94	323	A	New Hampshire	74 79								
80	H	Maine	57 74												
237	H	Brown	75 57												

Non-Div I Games:

Bryant

Average RPI Win:	206	WON-LOST	WINNING	LAST 10	STRENGTH OF	OPP. STRENGTH	TEAM	ADJ.	CONF.	ADJ CONF.
Average RPI Loss:	79	RECORD	PCT. RANK	GAMES	SCHEDULE	OF SCHEDULE	RPI	RPI	RPI	RPI
DIV. I ONLY	10- 4	69	8-2	151	83	70	70	22	22	
DIV. I NON-CONF.	9- 3	62	0- 0	137	94	40	40	24	24	
<hr/>										
TOTALS	RPI 1-25	RPI 26-50	W-L RECORDS	RPI 51-100	RPI 101-150	RPI 150+				
10- 4	0- 2	0- 0	OVERALL	1- 0	1- 1	8- 1				
5- 1	0- 0	0- 0	HOME	1- 0	1- 1	3- 0				
3- 3	0- 2	0- 0	AWAY	0- 0	0- 0	3- 1				
2- 0	0- 0	0- 0	NEUTRAL	0- 0	0- 0	2- 0				
9- 3	0- 2	0- 0	NON-CONFERENCE	1- 0	1- 0	7- 1				
4- 0	0- 0	0- 0	HOME	1- 0	1- 0	2- 0				
3- 3	0- 2	0- 0	AWAY	0- 0	0- 0	3- 1				
2- 0	0- 0	0- 0	NEUTRAL	0- 0	0- 0	2- 0				
1- 1	0- 0	0- 0	CONFERENCE	0- 0	0- 1	1- 0				
1- 1	0- 0	0- 0	HOME	0- 0	0- 1	1- 0				
0- 0	0- 0	0- 0	AWAY	0- 0	0- 0	0- 0				
0- 0	0- 0	0- 0	NEUTRAL	0- 0	0- 0	0- 0				

RPI	S	Opponent	Score	RPI	S	Opponent	Score	RPI	S	Opponent	Score	RPI	S	Opponent	Score
2	A	Iowa St.	61 86					92	H	Quinnipiac	75 58	107	H	Youngstown St.	73 68
3	A	Syracuse	56 70									140	H	Boston U.	62 70
												168	H	American	71 56
												169	A	Drexel	42 64
												185	N	Massachusetts	77 58
												220	A	Monmouth	70 32
												235	A	St. Bonaventure	77 46
												237	A	Brown	91 78
												253	H	Rider	80 59
												282	H	Iona	81 43
												284	N	Fairfield	77 54
<hr/>															
LAST 12 Division I GAMES:															
140	H	Boston U.	62 70	2	A	Iowa St.	61 86	107	H	Youngstown St.	73 68	253	H	Rider	80 59
168	H	American	71 56					282	H	Iona	81 43	235	A	St. Bonaventure	77 46
284	N	Fairfield	77 54					237	A	Brown	91 78				
185	N	Massachusetts	77 58												
3	A	Syracuse	56 70												
169	A	Drexel	42 64												

Non-Div I Games:

Bucknell

Average RPI Win: 207

Average RPI Loss: 35

WON-LOST
RECORDWINNING
PCT. RANKLAST 10
GAMESSTRENGTH OF
SCHEDULEOPP. STRENGTH
OF SCHEDULETEAM
RPIADJ.
RPICONF.
RPIADJ CONF.
RPIDIV. I ONLY
DIV. I NON-CONF.8- 4
8- 388
726-4
0- 098
15479
5465
5265
528
88
8

TOTALS

RPI 1-25

RPI 26-50

W-L RECORDS

RPI 51-100

RPI 101-150

RPI 150+

8- 4

0- 2

1- 1

OVERALL

1- 1

0- 0

6- 0

2- 2

0- 1

0- 1

HOME

0- 0

0- 0

2- 0

4- 2

0- 1

0- 0

AWAY

0- 1

0- 0

4- 0

2- 0

0- 0

1- 0

NEUTRAL

1- 0

0- 0

0- 0

8- 3

0- 2

1- 0

NON-CONFERENCE

1- 1

0- 0

6- 0

2- 1

0- 1

0- 0

HOME

0- 0

0- 0

2- 0

4- 2

0- 1

0- 0

AWAY

0- 1

0- 0

4- 0

2- 0

0- 0

1- 0

NEUTRAL

1- 0

0- 0

0- 0

0- 1

0- 0

0- 1

CONFERENCE

0- 0

0- 0

0- 0

0- 1

0- 0

0- 1

HOME

0- 0

0- 0

0- 0

0- 0

0- 0

0- 0

AWAY

0- 0

0- 0

0- 0

0- 0

0- 0

0- 0

NEUTRAL

0- 0

0- 0

0- 0

RPI 1-25

RPI 26-50

RPI 51-100

Team's RPI: 65

RPI 101+

RPI	S	Opponent	Score
4	H	Stanford	55 62
7	A	Oregon	82 102

RPI	S	Opponent	Score
37	N	South Dakota St.	61 55
41	H	Ohio	71 74

RPI	S	Opponent	Score
86	A	Dayton	59 72
87	N	Georgetown	73 64

RPI	S	Opponent	Score
198	A	UMES	69 63
225	A	Dartmouth	75 69
235	H	St. Bonaventure	90 43
266	H	Niagara	88 61
285	A	Central Conn. St.	82 69
319	A	Canisius	84 66

LAST 12 Division I GAMES:

41	H	Ohio	71	74	4	H	Stanford	55	62
235	H	St. Bonaventure	90	43	225	A	Dartmouth	75	69
87	N	Georgetown	73	64	86	A	Dayton	59	72
7	A	Oregon	82	102	319	A	Canisius	84	66
266	H	Niagara	88	61	285	A	Central Conn. St.	82	69
198	A	UMES	69	63	37	N	South Dakota St.	61	55

Non-Div I Games:

Buffalo

Loss,
 Non-Conf, S Site,
 H Home
A Away
 N Neutral

Average RPI Win:	165	WON-LOST	WINNING	LAST 10	STRENGTH OF	OPP. STRENGTH	TEAM	ADJ.	CONF.	ADJ CONF.
Average RPI Loss:	12	RECORD	PCT. RANK	GAMES	SCHEDULE	OF SCHEDULE	RPI	RPI	RPI	RPI
DIV. I ONLY	14- 1	5	9-1	106	106	17	17	5	5	
DIV. I NON-CONF.	10- 1	19	0- 0	158	164	33	33	5	5	

TOTALS	RPI 1-25	RPI 26-50	W-L RECORDS	RPI 51-100	RPI 101-150	RPI 150+				
14- 1	0- 1	1- 0	OVERALL	3- 0	1- 0	9- 0				
9- 0	0- 0	0- 0	HOME	2- 0	1- 0	6- 0				
3- 1	0- 1	1- 0	AWAY	1- 0	0- 0	1- 0				
2- 0	0- 0	0- 0	NEUTRAL	0- 0	0- 0	2- 0				
10- 1	0- 1	0- 0	NON-CONFERENCE	0- 0	1- 0	9- 0				
7- 0	0- 0	0- 0	HOME	0- 0	1- 0	6- 0				
1- 1	0- 1	0- 0	AWAY	0- 0	0- 0	1- 0				
2- 0	0- 0	0- 0	NEUTRAL	0- 0	0- 0	2- 0				
4- 0	0- 0	1- 0	CONFERENCE	3- 0	0- 0	0- 0				
2- 0	0- 0	0- 0	HOME	2- 0	0- 0	0- 0				
2- 0	0- 0	1- 0	AWAY	1- 0	0- 0	0- 0				
0- 0	0- 0	0- 0	NEUTRAL	0- 0	0- 0	0- 0				

RPI	S	Opponent	Score	RPI	S	Opponent	Score	RPI	S	Opponent	Score	RPI	S	Opponent	Score
12	A	Indiana	46 66	35	A	Villanova	63 55	65	H	St. John's (NY)	66 45	137	H	Indiana St.	72 49
								87	A	Georgetown	59 50	162	N	Ohio St.	66 53
								100	H	Seton Hall	62 59	166	H	Illinois St.	58 56
												182	A	Akron	63 47
												203	H	Ball St.	64 47
												209	H	Eastern Ill.	72 37
												212	N	Eastern Mich.	73 63
												219	H	Western Ill.	92 51
												265	H	Murray St.	86 65
												271	H	UMass Lowell	89 36
LAST 12 Division I GAMES:															
65	H	St. John's (NY)	66 45	87	A	Georgetown	59 50								
100	H	Seton Hall	62 59	35	A	Villanova	63 55								
12	A	Indiana	46 66	212	N	Eastern Mich.	73 63								
203	H	Ball St.	64 47	162	N	Ohio St.	66 53								
166	H	Illinois St.	58 56	137	H	Indiana St.	72 49								
271	H	UMass Lowell	89 36	182	A	Akron	63 47								

Non-Div I Games:

Butler

Average RPI Win:	244	WON-LOST	WINNING	LAST 10	STRENGTH OF	OPP. STRENGTH	TEAM	ADJ.	CONF.	ADJ CONF.
Average RPI Loss:	217	RECORD	PCT. RANK	GAMES	SCHEDULE	OF SCHEDULE	RPI	RPI	RPI	RPI
DIV. I ONLY	3- 10	286	2-8	293	303	297	297	30	30	
DIV. I NON-CONF.	2- 9	297	0- 0	233	308	301	301	30	30	

TOTALS	RPI 1-25	RPI 26-50	W-L RECORDS	RPI 51-100	RPI 101-150	RPI 150+				
3- 10	0- 0	0- 0	OVERALL	1- 1	0- 0	2- 9				
1- 1	0- 0	0- 0	HOME	1- 0	0- 0	0- 1				
2- 9	0- 0	0- 0	AWAY	0- 1	0- 0	2- 8				
0- 0	0- 0	0- 0	NEUTRAL	0- 0	0- 0	0- 0				
2- 9	0- 0	0- 0	NON-CONFERENCE	1- 1	0- 0	1- 8				
1- 1	0- 0	0- 0	HOME	1- 0	0- 0	0- 1				
1- 8	0- 0	0- 0	AWAY	0- 1	0- 0	1- 7				
0- 0	0- 0	0- 0	NEUTRAL	0- 0	0- 0	0- 0				
1- 1	0- 0	0- 0	CONFERENCE	0- 0	0- 0	1- 1				
0- 0	0- 0	0- 0	HOME	0- 0	0- 0	0- 0				
1- 1	0- 0	0- 0	AWAY	0- 0	0- 0	1- 1				
0- 0	0- 0	0- 0	NEUTRAL	0- 0	0- 0	0- 0				

RPI 1-25				RPI 26-50				RPI 51-100				RPI 101+				Team's RPI: 297
RPI	S	Opponent	Score	RPI	S	Opponent	Score	RPI	S	Opponent	Score	RPI	S	Opponent	Score	
								67	A	Oregon St.	52 92	151	A	UC Irvine	78 85	
								96	H	Wright St.	76 74	173	A	North Texas	59 71	
												196	H	UC Riverside	67 79	
												215	A	Cal St. Fullerton	56 64	
												217	A	SMU	43 49	
												273	A	Utah Valley	70 78	
												280	A	UTEP	47 53	
												293	A	San Jose St.	72 82	
												299	A	UC Santa Barbara	56 48	
												302	A	Omaha	46 53	
												338	A	Seattle U	70 60	

LAST 12 Division I GAMES:																
273	A	Utah Valley	70 78	196	H	UC Riverside	67 79									
338	A	Seattle U	70 60	67	A	Oregon St.	52 92									
151	A	UC Irvine	78 85	173	A	North Texas	59 71									
293	A	San Jose St.	72 82	217	A	SMU	43 49									
280	A	UTEP	47 53	302	A	Omaha	46 53									
299	A	UC Santa Barbara	56 48	215	A	Cal St. Fullerton	56 64									

Non-Div I Games: Whittier 74 46 Westcliff 91 37

Average RPI Win:	233	WON-LOST	WINNING	LAST 10	STRENGTH OF	OPP. STRENGTH	TEAM	ADJ.	CONF.	ADJ CONF.
Average RPI Loss:	54	RECORD	PCT. RANK	GAMES	SCHEDULE	OF SCHEDULE	RPI	RPI	RPI	RPI
DIV. I ONLY	7- 8	185	5-5	140	46	154	154	21	21	
DIV. I NON-CONF.	6- 8	199	0- 1	113	29	140	140	22	22	

TOTALS	RPI 1-25	RPI 26-50	W-L RECORDS	RPI 51-100	RPI 101-150	RPI 150+				
7- 8	0- 3	0- 2	OVERALL	1- 2	0- 1	6- 0				
5- 2	0- 0	0- 0	HOME	1- 2	0- 0	4- 0				
2- 6	0- 3	0- 2	AWAY	0- 0	0- 1	2- 0				
0- 0	0- 0	0- 0	NEUTRAL	0- 0	0- 0	0- 0				
6- 8	0- 3	0- 2	NON-CONFERENCE	1- 2	0- 1	5- 0				
4- 2	0- 0	0- 0	HOME	1- 2	0- 0	3- 0				
2- 6	0- 3	0- 2	AWAY	0- 0	0- 1	2- 0				
0- 0	0- 0	0- 0	NEUTRAL	0- 0	0- 0	0- 0				
1- 0	0- 0	0- 0	CONFERENCE	0- 0	0- 0	1- 0				
1- 0	0- 0	0- 0	HOME	0- 0	0- 0	1- 0				
0- 0	0- 0	0- 0	AWAY	0- 0	0- 0	0- 0				
0- 0	0- 0	0- 0	NEUTRAL	0- 0	0- 0	0- 0				

RPI	S	Opponent	Score	RPI	S	Opponent	Score	RPI	S	Opponent	Score	RPI	S	Opponent	Score	Team's RPI: 154
4	A	Stanford	43 69	45	A	Boise St.	63 74	71	H	Harvard	55 75	139	A	Idaho	73 88	
10	A	Drake	63 73	49	A	Southern Cal i forni a	42 58	94	H	Loyola Marymount	53 72	167	A	Santa Clara	53 38	
21	A	Cal i forni a	42 67					98	H	Washington St.	65 52	205	H	San Diego St.	77 74	
												267	H	Cal i forni a Baptist	73 67	
												293	H	San Jose St.	76 40	
												299	H	UC Santa Barbara	73 65	
												302	A	Omaha	64 52	

LAST 12 Division I GAMES:																
71	H	Harvard	55 75	4	A	Stanford	43 69	293	H	San Jose St.	76 40					
299	H	UC Santa Barbara	73 65	49	A	Southern Cal i forni a	42 58	94	H	Loyola Marymount	53 72					
167	A	Santa Clara	53 38	205	H	San Diego St.	77 74	21	A	Cal i forni a	42 67					
267	H	Cal i forni a Baptist	73 67													
98	H	Washington St.	65 52													
10	A	Drake	63 73													

Non-Div I Games:

CSUN

Average RPI Win:	286	WON-LOST	WINNING	LAST 10	STRENGTH OF	OPP. STRENGTH	TEAM	ADJ.	CONF.	ADJ CONF.
Average RPI Loss:	131	RECORD	PCT. RANK	GAMES	SCHEDULE	OF SCHEDULE	RPI	RPI	RPI	RPI
DIV. I ONLY	2- 9	305	2-8	215	136	295	295	21	21	
DIV. I NON-CONF.	2- 8	293	0- 0	276	92	304	304	22	22	

TOTALS	RPI 1-25	RPI 26-50	W-L RECORDS	RPI 51-100	RPI 101-150	RPI 150+				
2- 9	0- 0	0- 2	OVERALL	0- 1	0- 2	2- 4				
1- 4	0- 0	0- 1	HOME	0- 0	0- 1	1- 2				
1- 4	0- 0	0- 1	AWAY	0- 1	0- 1	1- 1				
0- 1	0- 0	0- 0	NEUTRAL	0- 0	0- 0	0- 1				
2- 8	0- 0	0- 2	NON-CONFERENCE	0- 1	0- 2	2- 3				
1- 3	0- 0	0- 1	HOME	0- 0	0- 1	1- 1				
1- 4	0- 0	0- 1	AWAY	0- 1	0- 1	1- 1				
0- 1	0- 0	0- 0	NEUTRAL	0- 0	0- 0	0- 1				
0- 1	0- 0	0- 0	CONFERENCE	0- 0	0- 0	0- 1				
0- 1	0- 0	0- 0	HOME	0- 0	0- 0	0- 1				
0- 0	0- 0	0- 0	AWAY	0- 0	0- 0	0- 0				
0- 0	0- 0	0- 0	NEUTRAL	0- 0	0- 0	0- 0				

RPI	S	Opponent	Score	RPI	S	Opponent	Score	RPI	S	Opponent	Score	RPI	S	Opponent	Score
26	A	UCLA	35 81	40	H	Saint Mary's (CA)	51 69	67	A	Oregon St.	54 79	116	A	Fresno St.	58 76
												129	H	Illinois	51 74
												151	H	UC Irvine	59 75
												180	H	Pepperdine	63 70
												224	A	Sacramento St.	85 88
												234	H	Eastern Wash.	59 55
												242	N	San Francisco	62 65
												338	A	Seattle U	60 50

Team's RPI: 295															
LAST 12 Division I GAMES:															
151	H	UC Irvine	59 75	338	A	Seattle U	60 50	40	H	Saint Mary's (CA)	51 69	234	H	Eastern Wash.	59 55
26	A	UCLA	35 81	40	H	Saint Mary's (CA)	51 69	180	H	Pepperdine	63 70	129	H	Illinois	51 74
116	A	Fresno St.	58 76	234	H	Eastern Wash.	59 55	242	N	San Francisco	62 65				
224	A	Sacramento St.	85 88	180	H	Pepperdine	63 70								
67	A	Oregon St.	54 79	129	H	Illinois	51 74								
				242	N	San Francisco	62 65								

Non-Div I Games: Academy of Art 87 65

Cal Poly

Average RPI Win:	281	WON-LOST	WINNING	LAST 10	STRENGTH OF	OPP. STRENGTH	TEAM	ADJ.	CONF.	ADJ CONF.
Average RPI Loss:	141	RECORD	PCT. RANK	GAMES	SCHEDULE	OF SCHEDULE	RPI	RPI	RPI	RPI
DIV. I ONLY	8- 5	109	7-3	323	240	215	215	21	21	
DIV. I NON-CONF.	7- 5	132	0- 0	314	232	225	225	22	22	

TOTALS	RPI 1-25	RPI 26-50	W-L RECORDS	RPI 51-100	RPI 101-150	RPI 150+				
8- 5	0- 0	0- 0	OVERALL	0- 1	0- 1	8- 3				
4- 3	0- 0	0- 0	HOME	0- 1	0- 0	4- 2				
4- 2	0- 0	0- 0	AWAY	0- 0	0- 1	4- 1				
0- 0	0- 0	0- 0	NEUTRAL	0- 0	0- 0	0- 0				
7- 5	0- 0	0- 0	NON-CONFERENCE	0- 1	0- 1	7- 3				
3- 3	0- 0	0- 0	HOME	0- 1	0- 0	3- 2				
4- 2	0- 0	0- 0	AWAY	0- 0	0- 1	4- 1				
0- 0	0- 0	0- 0	NEUTRAL	0- 0	0- 0	0- 0				
1- 0	0- 0	0- 0	CONFERENCE	0- 0	0- 0	1- 0				
1- 0	0- 0	0- 0	HOME	0- 0	0- 0	1- 0				
0- 0	0- 0	0- 0	AWAY	0- 0	0- 0	0- 0				
0- 0	0- 0	0- 0	NEUTRAL	0- 0	0- 0	0- 0				

RPI 1-25				RPI 26-50				RPI 51-100				RPI 101+				Team's RPI: 215
RPI	S	Opponent	Score	RPI	S	Opponent	Score	RPI	S	Opponent	Score	RPI	S	Opponent	Score	
								59	H	Pacific	64 72	112	A	Washington	74 83	
												164	A	Portland	74 83	
												167	H	Santa Clara	60 64	
												205	H	San Diego St.	72 83	
												225	H	Dartmouth	67 62	
												262	A	Columbia	61 58	
												267	A	California Baptist	79 65	
												273	H	Utah Valley	56 55	
												291	H	Hawaii	72 68	
												294	A	Saint Peter's	69 45	
												297	H	CSU Bakersfield	64 56	
												338	A	Seattle U	57 54	
LAST 12 Division I GAMES:																
291	H	Hawaii	72 68	294	A	Saint Peter's	69 45									
273	H	Utah Valley	56 55	262	A	Columbia	61 58									
59	H	Pacific	64 72	297	H	CSU Bakersfield	64 56									
205	H	San Diego St.	72 83	225	H	Dartmouth	67 62									
267	A	California Baptist	79 65	164	A	Portland	74 83									
112	A	Washington	74 83	167	H	Santa Clara	60 64									

Non-Div I Games: Antelope Valley 77 65

Cal St. Fullerton

Average RPI	Win:	114	WON-LOST	WINNING	LAST 10	STRENGTH OF	OPP. STRENGTH	TEAM	ADJ.	CONF.	ADJ CONF.
Average RPI	Loss:	34	RECORD	PCT. RANK	GAMES	SCHEDULE	OF SCHEDULE	RPI	RPI	RPI	RPI
DIV. I ONLY		10- 3		50	7-3	19	30	21	21	2	2
DIV. I NON-CONF.		9- 2		43	0- 0	32	39	15	15	2	2

TOTALS	RPI 1-25		RPI 26-50		W-L RECORDS	RPI 51-100		RPI 101-150		RPI 150+	
10- 3	0- 1		3- 1		OVERALL	3- 1		1- 0		3- 0	
4- 3	0- 1		1- 1		HOME	0- 1		1- 0		2- 0	
4- 0	0- 0		2- 0		AWAY	1- 0		0- 0		1- 0	
2- 0	0- 0		0- 0		NEUTRAL	2- 0		0- 0		0- 0	
9- 2	0- 1		2- 0		NON-CONFERENCE	3- 1		1- 0		3- 0	
3- 2	0- 1		0- 0		HOME	0- 1		1- 0		2- 0	
4- 0	0- 0		2- 0		AWAY	1- 0		0- 0		1- 0	
2- 0	0- 0		0- 0		NEUTRAL	2- 0		0- 0		0- 0	
1- 1	0- 0		1- 1		CONFERENCE	0- 0		0- 0		0- 0	
1- 1	0- 0		1- 1		HOME	0- 0		0- 0		0- 0	
0- 0	0- 0		0- 0		AWAY	0- 0		0- 0		0- 0	
0- 0	0- 0		0- 0		NEUTRAL	0- 0		0- 0		0- 0	

RPI	S	Opponent	Score	RPI	S	Opponent	Score	RPI	S	Opponent	Score	RPI	S	Opponent	Score
6	H	UConn	66 76	26	H	UCLA	79 84	59	N	Paci fi c	81 69	118	H	Houston	80 79
				38	A	BYU	70 52	71	H	Harvard	79 85	154	H	CSUN	67 42
				40	A	Saint Mary's (CA)	81 78	75	N	Tulane	65 57	221	A	San Di ego	70 53
				49	H	Southern Cal i forni a	66 59	88	A	Penn St.	75 58	299	H	UC Santa Barbara	69 45

LAST 12 Di vi si on I GAMES:															
49	H	Southern Cal i forni a	66 59	6	H	UConn	66 76	299	H	UC Santa Barbara	69 45	40	A	Saint Mary's (CA)	81 78
26	H	UCLA	79 84	71	H	Harvard	79 85	154	H	CSUN	67 42	221	A	San Di ego	70 53
59	N	Paci fi c	81 69	75	N	Tulane	65 57	88	A	Penn St.	75 58				
38	A	BYU	70 52												
88	A	Penn St.	75 58												

Non-Di v I Games:

Cal i forni a

Average RPI Win:	245	WON-LOST	WINNING	LAST 10	STRENGTH OF	OPP. STRENGTH	TEAM	ADJ.	CONF.	ADJ CONF.
Average RPI Loss:	166	RECORD	PCT. RANK	GAMES	SCHEDULE	OF SCHEDULE	RPI	RPI	RPI	RPI

DIV. I ONLY	3- 8	273	5-5	260	199	267	267	30	30
DIV. I NON-CONF.	3- 6	241	0- 0	270	176	260	260	30	30
TOTALS	RPI 1-25	RPI 26-50	W-L RECORDS	RPI 51-100	RPI 101-150	RPI 150+			
3- 8	0- 0	0- 1	OVERALL	0- 0	0- 1	3- 6			
1- 2	0- 0	0- 0	HOME	0- 0	0- 1	1- 1			
2- 5	0- 0	0- 0	AWAY	0- 0	0- 0	2- 5			
0- 1	0- 0	0- 1	NEUTRAL	0- 0	0- 0	0- 0			
3- 6	0- 0	0- 1	NON-CONFERENCE	0- 0	0- 1	3- 4			
1- 2	0- 0	0- 0	HOME	0- 0	0- 1	1- 1			
2- 3	0- 0	0- 0	AWAY	0- 0	0- 0	2- 3			
0- 1	0- 0	0- 1	NEUTRAL	0- 0	0- 0	0- 0			
0- 2	0- 0	0- 0	CONFERENCE	0- 0	0- 0	0- 2			
0- 0	0- 0	0- 0	HOME	0- 0	0- 0	0- 0			
0- 2	0- 0	0- 0	AWAY	0- 0	0- 0	0- 2			
0- 0	0- 0	0- 0	NEUTRAL	0- 0	0- 0	0- 0			

RPI S Opponent	RPI S Opponent	RPI S Opponent	RPI S Opponent	Team's RPI: 267
RPI 1-25	RPI 26-50	RPI 51-100	RPI 101+	
38 N BYU	69 76		104 H Idaho St.	57 72
			153 A New Mexico St.	69 76
			154 A CSUN	67 73
			196 H UC Ri versi de	65 57
			200 A Northern Ari z.	88 91
			205 A San Diego St.	67 83
			215 H Cal St. Fullerton	65 79
			241 A Long Beach St.	85 83
			259 A UTRGV	56 60
			299 A UC Santa Barbara	76 64
LAST 12 Division I GAMES:				
259 A UTRGV	56 60	196 H UC Ri versi de	65 57	
153 A New Mexico St.	69 76	154 A CSUN	67 73	
299 A UC Santa Barbara	76 64	38 N BYU	69 76	
241 A Long Beach St.	85 83	205 A San Diego St.	67 83	
104 H Idaho St.	57 72	200 A Northern Ari z.	88 91	
		215 H Cal St. Fullerton	65 79	

Non-Div I Games: La Sierra 91 44 Notre Dame de Namur 80 47 Fresno Paci fic 93 71

CampeleleCampbell

Average RPI Win:	315	WON-LOST	WINNING	LAST 10	STRENGTH OF	OPP. STRENGTH	TEAM	ADJ.	CONF.	ADJ CONF.
Average RPI Loss:	180	RECORD	PCT. RANK	GAMES	SCHEDULE	OF SCHEDULE	RPI	RPI	RPI	RPI
DIV. I ONLY	3- 10	286	3-7	261	301	319	319	27	27	
DIV. I NON-CONF.	2- 9	297	0- 0	261	299	330	330	28	28	

TOTALS	RPI 1-25	RPI 26-50	W-L RECORDS	RPI 51-100	RPI 101-150	RPI 150+				
3- 10	0- 0	0- 0	OVERALL	0- 2	0- 2	3- 6				
2- 6	0- 0	0- 0	HOME	0- 2	0- 2	2- 2				
1- 4	0- 0	0- 0	AWAY	0- 0	0- 0	1- 4				
0- 0	0- 0	0- 0	NEUTRAL	0- 0	0- 0	0- 0				
2- 9	0- 0	0- 0	NON-CONFERENCE	0- 1	0- 2	2- 6				
1- 5	0- 0	0- 0	HOME	0- 1	0- 2	1- 2				
1- 4	0- 0	0- 0	AWAY	0- 0	0- 0	1- 4				
0- 0	0- 0	0- 0	NEUTRAL	0- 0	0- 0	0- 0				
1- 1	0- 0	0- 0	CONFERENCE	0- 1	0- 0	1- 0				
1- 1	0- 0	0- 0	HOME	0- 1	0- 0	1- 0				
0- 0	0- 0	0- 0	AWAY	0- 0	0- 0	0- 0				
0- 0	0- 0	0- 0	NEUTRAL	0- 0	0- 0	0- 0				

RPI 1-25				RPI 26-50				RPI 51-100				RPI 101+				Team's RPI: 319
RPI	S	Opponent	Score	RPI	S	Opponent	Score	RPI	S	Opponent	Score	RPI	S	Opponent	Score	
								65	H	Buffalo	66 84	107	H	Youngstown St.	36 62	
								95	H	Marist	66 71	136	H	Miami (OH)	59 62	
												182	A	Akron	53 62	
												193	H	Bowling Green	53 74	
												235	A	St. Bonaventure	94 100	
												255	A	Oakland	60 71	
												259	H	UTRGV	53 57	
												273	A	Colgate	53 67	
												298	A	Albany (NY)	48 42	
												306	H	Vermont	67 46	
												341	H	Manhattan	47 44	
LAST 12 Division I GAMES:																
				95	H	Marist	66 71	65	H	Buffalo	66 84					
				341	H	Manhattan	47 44	107	H	Youngstown St.	36 62					
				306	H	Vermont	67 46	298	A	Albany (NY)	48 42					
				182	A	Akron	53 62	255	A	Oakland	60 71					
				193	H	Bowling Green	53 74	273	A	Colgate	53 67					
				235	A	St. Bonaventure	94 100	259	H	UTRGV	53 57					

Non-Div I Games:

Canisius

Average RPI Win: 348

Average RPI Loss: 173

WON-LOST
RECORDWINNING
PCT. RANKLAST 10
GAMESSTRENGTH OF
SCHEDULEOPP. STRENGTH
OF SCHEDULETEAM
RPIADJ.
RPICONF.
RPIADJ CONF.
RPIDIV. I ONLY
DIV. I NON-CONF.1- 7
1- 5324
3113-7
0- 0269
216303
239322
275322
27524
2124
21

TOTALS

RPI 1-25

RPI 26-50

W-L RECORDS

RPI 51-100

RPI 101-150

RPI 150+

1- 7

0- 0

0- 1

OVERALL

0- 1

0- 2

1- 3

0- 2

0- 0

0- 0

HOME

0- 0

0- 1

0- 1

1- 5

0- 0

0- 1

AWAY

0- 1

0- 1

1- 2

0- 0

0- 0

0- 0

NEUTRAL

0- 0

0- 0

0- 0

1- 5

0- 0

0- 1

NON-CONFERENCE

0- 1

0- 2

1- 1

0- 1

0- 0

0- 0

HOME

0- 0

0- 1

0- 0

1- 4

0- 0

0- 1

AWAY

0- 1

0- 1

1- 1

0- 0

0- 0

0- 0

NEUTRAL

0- 0

0- 0

0- 0

0- 2

0- 0

0- 0

CONFERENCE

0- 0

0- 0

0- 2

0- 1

0- 0

0- 0

HOME

0- 0

0- 0

0- 1

0- 1

0- 0

0- 0

AWAY

0- 0

0- 0

0- 1

0- 0

0- 0

0- 0

NEUTRAL

0- 0

0- 0

0- 0

RPI 1-25

RPI 26-50

RPI 51-100

RPI 101+

Team's RPI: 322

RPI S Opponent Score

RPI S Opponent Score

RPI S Opponent Score

RPI S Opponent Score

43 A Texas A&M 27 84

52 A Kansas St. 54 70

124 H South Alabama 50 58

133 A Oklahoma 52 65

231 A Southeastern La. 53 62

300 H A&M-Corpus Christi 65 73

331 A Jackson St. 56 65

348 A Alcorn 57 46

LAST 12 Division I GAMES:

231 A Southeastern La. 53 62

348 A Alcorn 57 46

300 H A&M-Corpus Christi 65 73

124 H South Alabama 50 58

52 A Kansas St. 54 70

331 A Jackson St. 56 65

43 A Texas A&M 27 84

133 A Oklahoma 52 65

Non-Div I Games:

Central Baptist

55 34

Crowley's Ridge

91 33

Williams Baptist

70 35

Hendrix

72 40
Central Ark.

Loss, Non-Conf, S Site, H Home A Away N Neutral

Average RPI Win:	318	WON-LOST	WINNING	LAST 10	STRENGTH OF	OPP. STRENGTH	TEAM	ADJ.	CONF.	ADJ CONF.
Average RPI Loss:	153	RECORD	PCT. RANK	GAMES	SCHEDULE	OF SCHEDULE	RPI	RPI	RPI	RPI
DIV. I ONLY	3- 9	279	3-7	255	223	285	285	31	31	
DIV. I NON-CONF.	3- 7	256	0- 0	193	193	247	247	31	31	

TOTALS	RPI 1-25	RPI 26-50	W-L RECORDS	RPI 51-100	RPI 101-150	RPI 150+				
3- 9	0- 1	0- 0	OVERALL	0- 2	0- 2	3- 4				
1- 4	0- 0	0- 0	HOME	0- 2	0- 1	1- 1				
2- 5	0- 1	0- 0	AWAY	0- 0	0- 1	2- 3				
0- 0	0- 0	0- 0	NEUTRAL	0- 0	0- 0	0- 0				
3- 7	0- 1	0- 0	NON-CONFERENCE	0- 2	0- 2	3- 2				
1- 3	0- 0	0- 0	HOME	0- 2	0- 1	1- 0				
2- 4	0- 1	0- 0	AWAY	0- 0	0- 1	2- 2				
0- 0	0- 0	0- 0	NEUTRAL	0- 0	0- 0	0- 0				
0- 2	0- 0	0- 0	CONFERENCE	0- 0	0- 0	0- 2				
0- 1	0- 0	0- 0	HOME	0- 0	0- 0	0- 1				
0- 1	0- 0	0- 0	AWAY	0- 0	0- 0	0- 1				
0- 0	0- 0	0- 0	NEUTRAL	0- 0	0- 0	0- 0				

RPI 1-25				RPI 26-50				RPI 51-100				RPI 101+ Team's RPI: 285			
RPI	S	Opponent	Score	RPI	S	Opponent	Score	RPI	S	Opponent	Score	RPI	S	Opponent	Score
22	A	Rutgers	44 73					65	H	Buffal o	69 82	114	H	Lehi gh	62 88
								90	H	Hartford	52 54	120	A	Yal e	46 58
												185	A	Massachusetts	59 74
												229	A	Sacred Heart	61 66
												237	A	Brown	63 68
												298	A	Al bany (NY)	60 53
												318	H	Wagner	63 75
												323	H	New Hampshi re	56 47
												334	A	Morgan St.	60 36

LAST 12 Division I GAMES:															
120	A	Yal e	46 58	318	H	Wagner	63 75								
323	H	New Hampshi re	56 47	229	A	Sacred Heart	61 66								
298	A	Al bany (NY)	60 53	90	H	Hartford	52 54								
65	H	Buffal o	69 82	22	A	Rutgers	44 73								
334	A	Morgan St.	60 36	114	H	Lehi gh	62 88								
185	A	Massachusetts	59 74	237	A	Brown	63 68								

Non-Div I Games:

Central Conn. St.

■ Loss,
 ■ Non-Conf,
 ■ S Site,
 ■ H Home
 ■ A Away
 N Neutral

Average RPI	Win:	141	WON-LOST	WINNING	LAST 10	STRENGTH OF	OPP. STRENGTH	TEAM	ADJ.	CONF.	ADJ CONF.
Average RPI	Loss:	40	RECORD	PCT. RANK	GAMES	SCHEDULE	OF SCHEDULE	RPI	RPI	RPI	RPI
DIV. I ONLY		10- 3		50	8-2	75	9	29	29	8	8
DIV. I NON-CONF.		9- 3		62	0- 0	100	5	38	38	8	8

TOTALS	RPI 1-25		RPI 26-50		W-L RECORDS	RPI 51-100		RPI 101-150		RPI 150+	
10- 3	2- 1		0- 1		OVERALL	1- 1		3- 0		4- 0	
4- 2	1- 1		0- 1		HOME	0- 0		1- 0		2- 0	
5- 0	1- 0		0- 0		AWAY	1- 0		1- 0		2- 0	
1- 1	0- 0		0- 0		NEUTRAL	0- 1		1- 0		0- 0	
9- 3	2- 1		0- 1		NON-CONFERENCE	1- 1		3- 0		3- 0	
3- 2	1- 1		0- 1		HOME	0- 0		1- 0		1- 0	
5- 0	1- 0		0- 0		AWAY	1- 0		1- 0		2- 0	
1- 1	0- 0		0- 0		NEUTRAL	0- 1		1- 0		0- 0	
1- 0	0- 0		0- 0		CONFERENCE	0- 0		0- 0		1- 0	
1- 0	0- 0		0- 0		HOME	0- 0		0- 0		1- 0	
0- 0	0- 0		0- 0		AWAY	0- 0		0- 0		0- 0	
0- 0	0- 0		0- 0		NEUTRAL	0- 0		0- 0		0- 0	

RPI 1-25				RPI 26-50				Team's RPI: 29				RPI 51-100				RPI 101+			
RPI	S	Opponent	Score	RPI	S	Opponent	Score	RPI	S	Opponent	Score	RPI	S	Opponent	Score	RPI	S	Opponent	Score
8	H	Louisville	68 72	37	H	South Dakota St.	71 80	75	N	Tulane	57 68	111	H	Western Ky.	108 90				
19	H	UCF	75 68					92	A	Quinnipiac	67 52	128	N	Chattanooga	73 50				
25	A	Miami (FL)	90 80									147	A	Virginia	74 61				
												172	A	Vanderbilt	66 57				
												182	H	Akron	94 71				
												255	H	Oakland	104 61				
												282	A	Lona	82 39				

LAST 12 Division I GAMES:																			
8	H	Louisville	68 72	182	H	Akron	94 71	25	A	Miami (FL)	90 80	75	N	Tulane	57 68	19	H	UCF	75 68
172	A	Vanderbilt	66 57	37	H	South Dakota St.	71 80	111	H	Western Ky.	108 90	92	A	Quinnipiac	67 52	128	N	Chattanooga	73 50
92	A	Quinnipiac	67 52					147	A	Virginia	74 61	282	A	Lona	82 39	172	A	Vanderbilt	66 57
282	A	Lona	82 39																
128	N	Chattanooga	73 50																
147	A	Virginia	74 61																

Non-Div I Games:

Central Mich.

Average RPI Win:	0	WON-LOST	WINNING	LAST 10	STRENGTH OF	OPP. STRENGTH	TEAM	ADJ.	CONF.	ADJ CONF.
Average RPI Loss:	234	RECORD	PCT. RANK	GAMES	SCHEDULE	OF SCHEDULE	RPI	RPI	RPI	RPI
DIV. I ONLY	0- 10	344	2-8	310	344	349	349	29	29	
DIV. I NON-CONF.	0- 8	336	0- 0	300	337	351	351	29	29	

TOTALS	RPI 1-25	RPI 26-50	W-L RECORDS	RPI 51-100	RPI 101-150	RPI 150+				
0- 10	0- 0	0- 0	OVERALL	0- 0	0- 2	0- 8				
0- 4	0- 0	0- 0	HOME	0- 0	0- 1	0- 3				
0- 6	0- 0	0- 0	AWAY	0- 0	0- 1	0- 5				
0- 0	0- 0	0- 0	NEUTRAL	0- 0	0- 0	0- 0				
0- 8	0- 0	0- 0	NON-CONFERENCE	0- 0	0- 2	0- 6				
0- 3	0- 0	0- 0	HOME	0- 0	0- 1	0- 2				
0- 5	0- 0	0- 0	AWAY	0- 0	0- 1	0- 4				
0- 0	0- 0	0- 0	NEUTRAL	0- 0	0- 0	0- 0				
0- 2	0- 0	0- 0	CONFERENCE	0- 0	0- 0	0- 2				
0- 1	0- 0	0- 0	HOME	0- 0	0- 0	0- 1				
0- 1	0- 0	0- 0	AWAY	0- 0	0- 0	0- 1				
0- 0	0- 0	0- 0	NEUTRAL	0- 0	0- 0	0- 0				

RPI 1-25				RPI 26-50				RPI 51-100				RPI 101+ Team's RPI: 349			
RPI	S	Opponent	Score	RPI	S	Opponent	Score	RPI	S	Opponent	Score	RPI	S	Opponent	Score
												119	A	Georgi a	75 83
												123	H	Tennessee Tech	55 77
												183	H	Davi dson	34 72
												233	A	Fl ori da	60 70
												236	H	Jacksonville	58 68
												243	H	Hampton	66 74
												278	A	North Flori da	76 82
												279	A	Wi nthrop	52 57
												312	A	South Carolina St.	58 67
												336	A	Col. of Charleston	52 79
LAST 12 Division I GAMES:															
336	A	Col. of Charleston	52 79	279	A	Wi nthrop	52 57	243	H	Hampton	66 74	233	A	Fl ori da	60 70
119	A	Georgia	75 83									183	H	Davi dson	34 72
278	A	North Florida	76 82												
236	H	Jacksonville	58 68												
123	H	Tennessee Tech	55 77												
312	A	South Carolina St.	58 67												

Non-Div I Games: Converse 101 50 Col umbi a (SC) 89 57 Erski ne 74 50 Charleston So.

Average RPI Win:	196	WON-LOST	WINNING	LAST 10	STRENGTH OF	OPP. STRENGTH	TEAM	ADJ.	CONF.	ADJ CONF.
Average RPI Loss:	148	RECORD	PCT. RANK	GAMES	SCHEDULE	OF SCHEDULE	RPI	RPI	RPI	RPI
DIV. I ONLY	8- 6	132	5-5	122	220	131	131	18	18	
DIV. I NON-CONF.	8- 4	91	1- 0	106	238	84	84	19	19	

TOTALS	RPI 1-25	RPI 26-50	W-L RECORDS	RPI 51-100	RPI 101-150	RPI 150+				
8- 6	0- 0	0- 0	OVERALL	1- 1	1- 3	6- 2				
6- 1	0- 0	0- 0	HOME	1- 1	0- 0	5- 0				
1- 5	0- 0	0- 0	AWAY	0- 0	1- 3	0- 2				
1- 0	0- 0	0- 0	NEUTRAL	0- 0	0- 0	1- 0				
8- 4	0- 0	0- 0	NON-CONFERENCE	1- 1	1- 2	6- 1				
6- 1	0- 0	0- 0	HOME	1- 1	0- 0	5- 0				
1- 3	0- 0	0- 0	AWAY	0- 0	1- 2	0- 1				
1- 0	0- 0	0- 0	NEUTRAL	0- 0	0- 0	1- 0				
0- 2	0- 0	0- 0	CONFERENCE	0- 0	0- 1	0- 1				
0- 0	0- 0	0- 0	HOME	0- 0	0- 0	0- 0				
0- 2	0- 0	0- 0	AWAY	0- 0	0- 1	0- 1				
0- 0	0- 0	0- 0	NEUTRAL	0- 0	0- 0	0- 0				

RPI 1-25				RPI 26-50				RPI 51-100				RPI 101+				Team's RPI: 131
RPI	S	Opponent	Score	RPI	S	Opponent	Score	RPI	S	Opponent	Score	RPI	S	Opponent	Score	
								91	H	Wake Forest	43 69	108	A	Fordham	64 71	
								96	H	Wright St.	88 85	111	A	Western Ky.	58 76	
												114	A	Lehi gh	62 60	
												147	A	Vi rgi ni a	61 65	
												171	A	Mercer	40 57	
												183	H	Davi dson	78 66	
												189	H	East Carol i na	52 46	
												214	H	Bethune-Cookman	73 69	
												248	H	UNC Asheville	70 53	
												250	H	Wofford	85 63	
												257	A	Marshall	62 63	
												270	N	Li berty	63 61	
LAST 12 Division I GAMES:																
183	H	Davi dson	78 66	114	A	Lehi gh	62 60	257	A	Marshall	62 63					
96	H	Wright St.	88 85					111	A	Western Ky.	58 76					
171	A	Mercer	40 57	147	A	Vi rgi ni a	61 65									
91	H	Wake Forest	43 69	214	H	Bethune-Cookman	73 69									
189	H	East Carolina	52 46	108	A	Fordham	64 71									
270	N	Liberty	63 61													

Non-Div I Games:

Charlotte

Average RPI	Win: 199	WON-LOST	WINNING	LAST 10	STRENGTH OF	OPP. STRENGTH	TEAM	ADJ.	CONF.	ADJ CONF.
Average RPI	Loss: 47	RECORD	PCT. RANK	GAMES	SCHEDULE	OF SCHEDULE	RPI	RPI	RPI	RPI
DIV. I ONLY	4- 10	266	2-8	7	99	128	128	25	25	
DIV. I NON-CONF.	4- 10	264	1- 0	11	96	121	121	26	26	

TOTALS	RPI 1-25	RPI 26-50	W-L RECORDS	RPI 51-100	RPI 101-150	RPI 150+				
4- 10	0- 3	0- 2	OVERALL	1- 4	0- 1	3- 0				
1- 5	0- 2	0- 1	HOME	0- 1	0- 1	1- 0				
1- 3	0- 1	0- 0	AWAY	0- 2	0- 0	1- 0				
2- 2	0- 0	0- 1	NEUTRAL	1- 1	0- 0	1- 0				
4- 10	0- 3	0- 2	NON-CONFERENCE	1- 4	0- 1	3- 0				
1- 5	0- 2	0- 1	HOME	0- 1	0- 1	1- 0				
1- 3	0- 1	0- 0	AWAY	0- 2	0- 0	1- 0				
2- 2	0- 0	0- 1	NEUTRAL	1- 1	0- 0	1- 0				
0- 0	0- 0	0- 0	CONFERENCE	0- 0	0- 0	0- 0				
0- 0	0- 0	0- 0	HOME	0- 0	0- 0	0- 0				
0- 0	0- 0	0- 0	AWAY	0- 0	0- 0	0- 0				
0- 0	0- 0	0- 0	NEUTRAL	0- 0	0- 0	0- 0				

RPI 1-25				RPI 26-50				RPI 51-100				RPI 101+ Team's RPI: 128			
RPI	S	Opponent	Score	RPI	S	Opponent	Score	RPI	S	Opponent	Score	RPI	S	Opponent	Score
8	H	Louisville	49 75	29	N	Central Mich.	50 73	51	H	Belmont	51 67	115	H	UT Martin	79 81
9	H	NC State	58 78	37	H	South Dakota St.	54 71	60	A	Virginia Tech	59 74	202	N	Saint Louis	71 61
19	A	UCF	37 75					63	A	Northern Colo.	65 68	243	A	Hampton	58 50
								80	N	Maine	66 61	270	H	Liberty	75 60
								81	N	Middle Tenn.	47 58				
LAST 12 Division I GAMES:															
				37	H	South Dakota St.	54 71	80	N	Maine	66 61				
				19	A	UCF	37 75	81	N	Middle Tenn.	47 58				
				115	H	UT Martin	79 81	9	H	NC State	58 78				
				29	N	Central Mich.	50 73	51	H	Belmont	51 67				
				202	N	Saint Louis	71 61	63	A	Northern Colo.	65 68				
				270	H	Liberty	75 60	60	A	Virginia Tech	59 74				

Non-Div I Games: Lee

61 55

Chattanooga

Average RPI Win:	0	WON-LOST	WINNING	LAST 10	STRENGTH OF	OPP. STRENGTH	TEAM	ADJ.	CONF.	ADJ CONF.
Average RPI Loss:	197	RECORD	PCT. RANK	GAMES	SCHEDULE	OF SCHEDULE	RPI	RPI	RPI	RPI
DIV. I ONLY	0- 14	344	0-10	146	345	335	335	30	30	
DIV. I NON-CONF.	0- 13	336	0- 0	131	345	336	336	30	30	

TOTALS	RPI 1-25	RPI 26-50	W-L RECORDS	RPI 51-100	RPI 101-150	RPI 150+				
0- 14	0- 0	0- 0	OVERALL	0- 2	0- 3	0- 9				
0- 6	0- 0	0- 0	HOME	0- 0	0- 1	0- 5				
0- 7	0- 0	0- 0	AWAY	0- 2	0- 2	0- 3				
0- 1	0- 0	0- 0	NEUTRAL	0- 0	0- 0	0- 1				
0- 13	0- 0	0- 0	NON-CONFERENCE	0- 2	0- 3	0- 8				
0- 5	0- 0	0- 0	HOME	0- 0	0- 1	0- 4				
0- 7	0- 0	0- 0	AWAY	0- 2	0- 2	0- 3				
0- 1	0- 0	0- 0	NEUTRAL	0- 0	0- 0	0- 1				
0- 1	0- 0	0- 0	CONFERENCE	0- 0	0- 0	0- 1				
0- 1	0- 0	0- 0	HOME	0- 0	0- 0	0- 1				
0- 0	0- 0	0- 0	AWAY	0- 0	0- 0	0- 0				
0- 0	0- 0	0- 0	NEUTRAL	0- 0	0- 0	0- 0				

RPI 1-25				RPI 26-50				RPI 51-100				RPI 101+ Team's RPI: 335					
RPI	S	Opponent	Score	RPI	S	Opponent	Score	RPI	S	Opponent	Score	RPI	S	Opponent	Score		
								77	A	Northern Ill.	52	114	138	A	Wisconsin	38	85
								79	A	Northwestern	35	97	143	H	UAB	45	90
													144	A	Xavier	57	91
													174	H	UMKC	58	111
													178	A	Bradley	59	89
													191	A	Morehead St.	68	104
													232	H	SIUE	66	82
													237	H	Brown	65	90
													240	A	Loyola Chicago	40	76
													275	N	St. Francis Brooklyn	73	110
													308	H	Valparaiso	70	76
													345	H	Evansville	58	67
LAST 12 Division I GAMES:																	
138	A	Wisconsin	38	85	174	H	UMKC	58	111								
232	H	SIUE	66	82	237	H	Brown	65	90								
308	H	Valparaiso	70	76	178	A	Bradley	59	89								
240	A	Loyola Chicago	40	76	77	A	Northern Ill.	52	114								
143	H	UAB	45	90	79	A	Northwestern	35	97								
191	A	Morehead St.	68	104	275	N	St. Francis Brooklyn	73	110								

Non-Div I Games:

Chicago St.

Cincinnati

Cincinnati				Through Games Of Jan. 8, 2019									
Average RPI	Win:	221	WON-LOST	WINNING	LAST 10		STRENGTH OF	OPP. STRENGTH	TEAM	ADJ.	CONF.	ADJ	CONF.
Average RPI	Loss:	129	RECORD	PCT. RANK	GAMES		SCHEDULE	OF SCHEDULE	RPI	RPI	RPI	RPI	RPI
DIV. I ONLY			9- 5	96	7-3		195	219	146	146	9	9	
DIV. I NON-CONF.			8- 5	120	0- 0		187	225	155	155	9	9	

TOTALS		RPI 1-25	RPI 26-50		W-L RECORDS		RPI 51-100		RPI 101-150		RPI 150+		
9- 5		0- 0	0- 0		OVERALL		0- 2		2- 1		7- 2		
8- 1		0- 0	0- 0		HOME		0- 1		2- 0		6- 0		
1- 4		0- 0	0- 0		AWAY		0- 1		0- 1		1- 2		
0- 0		0- 0	0- 0		NEUTRAL		0- 0		0- 0		0- 0		
8- 5		0- 0	0- 0		NON-CONFERENCE		0- 2		2- 1		6- 2		
7- 1		0- 0	0- 0		HOME		0- 1		2- 0		5- 0		
1- 4		0- 0	0- 0		AWAY		0- 1		0- 1		1- 2		
0- 0		0- 0	0- 0		NEUTRAL		0- 0		0- 0		0- 0		
1- 0		0- 0	0- 0		CONFERENCE		0- 0		0- 0		1- 0		
1- 0		0- 0	0- 0		HOME		0- 0		0- 0		1- 0		
0- 0		0- 0	0- 0		AWAY		0- 0		0- 0		0- 0		
0- 0		0- 0	0- 0		NEUTRAL		0- 0		0- 0		0- 0		

RPI 1-25				RPI 26-50				RPI 51-100				RPI 101+				Team's RPI: 146	
RPI	S	Opponent	Score	RPI	S	Opponent	Score	RPI	S	Opponent	Score	RPI	S	Opponent	Score		
								62	H	Old Domini on	72 76	120	H	Yal e	66 52		
								82	A	Pi ttsburgh	48 65	136	A	Mi ami (OH)	65 78		
												144	H	Xavi er	79 61		
												161	H	VCU	66 54		
												162	A	Ohio St.	56 69		
												202	A	Saint Louis	51 50		
												203	A	Ball St.	63 75		
												217	H	SMU	69 57		
												222	H	Howard	85 51		
												263	H	ETSU	77 64		
												324	H	Lip scomb	71 55		
												333	H	Austin Peay	69 48		
LAST 12 Division I GAMES:																	
162	A	Ohio St.	56 69	217	H	SMU	69 57										
203	A	Ball St.	63 75	222	H	Howard	85 51										
324	H	Lip scomb	71 55	144	H	Xavi er	79 61										
120	H	Yal e	66 52	161	H	VCU	66 54										
202	A	Saint Louis	51 50	136	A	Mi ami (OH)	65 78										
82	A	Pittsburgh	48 65	62	H	Old Domi ni on	72 76										

Non-Div I Games:

Cincinnati

Cincinnati

C
l
e
m
s
o
n

Clemson				Through Games Of Jan. 8, 2019																	
Average RPI Win:		176		WON-LOST RECORD		WINNING PCT. RANK		LAST 10 GAMES		STRENGTH OF SCHEDULE		OPP. STRENGTH OF SCHEDULE		TEAM RPI		ADJ. RPI		CONF. RPI		ADJ CONF. RPI	
Average RPI Loss:		70																			
DIV. I ONLY				10- 5		88		8-2		85		57		93		93		1		1	
DIV. I NON-CONF.				9- 4		85		1- 0		104		93		83		83		1		1	

TOTALS		RPI 1-25		RPI 26-50		W-L RECORDS		RPI 51-100		RPI 101-150		RPI 150+									
10- 5		0- 2		0- 1		OVERALL		1- 0		5- 1		4- 1									
9- 2		0- 1		0- 0		HOME		1- 0		4- 0		4- 1									
0- 2		0- 0		0- 1		AWAY		0- 0		0- 1		0- 0									
1- 1		0- 1		0- 0		NEUTRAL		0- 0		1- 0		0- 0									
9- 4		0- 1		0- 1		NON-CONFERENCE		1- 0		4- 1		4- 1									
8- 1		0- 0		0- 0		HOME		1- 0		3- 0		4- 1									
0- 2		0- 0		0- 1		AWAY		0- 0		0- 1		0- 0									
1- 1		0- 1		0- 0		NEUTRAL		0- 0		1- 0		0- 0									
1- 1		0- 1		0- 0		CONFERENCE		0- 0		1- 0		0- 0									
1- 1		0- 1		0- 0		HOME		0- 0		1- 0		0- 0									
0- 0		0- 0		0- 0		AWAY		0- 0		0- 0		0- 0									
0- 0		0- 0		0- 0		NEUTRAL		0- 0		0- 0		0- 0									
RPI 1-25				RPI 26-50				RPI 51-100				Team's RPI: 93				RPI 101+					
RPI	S	Opponent	Score	RPI	S	Opponent	Score	RPI	S	Opponent	Score	RPI				S	Opponent	Score			
3	H	Syracuse	75 84	34	A	South Carolina	57 69	51	H	Belmont	65 62	105				A	Alabama	56 76			
23	N	Tennessee	66 78									129				H	Illinois	69 67			
												132				H	Appalachian St.	87 48			
												133				N	Oklahoma	74 62			
												147				H	Virginia	71 65			
												150				H	Rhode Island	80 67			
												183				H	Davidson	80 90			
												187				H	High Point	83 64			
												250				H	Wofford	85 77			
												257				H	Marshall	68 54			
												324				H	Lipscomb	68 26			

Average RPI Win:	270	WON-LOST	WINNING	LAST 10	STRENGTH OF	OPP. STRENGTH	TEAM	ADJ.	CONF.	ADJ CONF.
Average RPI Loss:	153	RECORD	PCT. RANK	GAMES	SCHEDULE	OF SCHEDULE	RPI	RPI	RPI	RPI
DIV. I ONLY	4- 9	255	3-7	172	293	244	244	19	19	
DIV. I NON-CONF.	1- 8	322	0- 0	29	336	258	258	17	17	

TOTALS	RPI 1-25	RPI 26-50	W-L RECORDS	RPI 51-100	RPI 101-150	RPI 150+				
4- 9	0- 0	0- 1	OVERALL	0- 2	0- 1	4- 5				
2- 3	0- 0	0- 0	HOME	0- 1	0- 1	2- 1				
2- 5	0- 0	0- 1	AWAY	0- 0	0- 0	2- 4				
0- 1	0- 0	0- 0	NEUTRAL	0- 1	0- 0	0- 0				
1- 8	0- 0	0- 1	NON-CONFERENCE	0- 2	0- 0	1- 5				
1- 2	0- 0	0- 0	HOME	0- 1	0- 0	1- 1				
0- 5	0- 0	0- 1	AWAY	0- 0	0- 0	0- 4				
0- 1	0- 0	0- 0	NEUTRAL	0- 1	0- 0	0- 0				
3- 1	0- 0	0- 0	CONFERENCE	0- 0	0- 1	3- 0				
1- 1	0- 0	0- 0	HOME	0- 0	0- 1	1- 0				
2- 0	0- 0	0- 0	AWAY	0- 0	0- 0	2- 0				
0- 0	0- 0	0- 0	NEUTRAL	0- 0	0- 0	0- 0				

RPI	S	Opponent	Score	RPI	S	Opponent	Score	RPI	S	Opponent	Score	RPI	S	Opponent	Score	Team's RPI: 244
41	A	Ohio	54 72	75	N	Tulane	72 81	102	H	IUPUI	50 75	166	H	Illinois St.	67 63	
				89	H	Toledo	60 65	178	H	Bradley	65 67	203	A	Ball St.	62 67	
								212	A	Eastern Mich.	63 69	221	A	San Diego	82 83	
								255	A	Oakland	64 62	257	A	Marshall	64 86	
								328	H	UIC	71 53	329	A	Detroit Mercy	67 49	

LAST 12 Division I GAMES:																
257	A	Marshall	64 86	328	H	UIC	71 53	102	H	IUPUI	50 75					
89	H	Toledo	60 65	329	A	Detroit Mercy	67 49	255	A	Oakland	64 62					
41	A	Ohio	54 72	178	H	Bradley	65 67	203	A	Ball St.	62 67					
75	N	Tulane	72 81													
221	A	San Diego	82 83													
166	H	Illinois St.	67 63													

Non-Div I Games: Lake Erie 79 49 Salem (WV) 113 81

Cleveland and St.

Average RPI Win: **296**
 Average RPI Loss: **114**

WON-LOST
RECORD

WINNING
PCT. RANK

LAST 10
GAMES

STRENGTH OF
SCHEDULE

OPP. STRENGTH
OF SCHEDULE

TEAM
RPI

ADJ.
RPI

CONF.
RPI

ADJ CONF.
RPI

DIV. I ONLY	6- 5	143	6-4	149	343	190	190	15	15
DIV. I NON-CONF.	6- 3	91	0- 0	274	333	186	186	16	16
TOTALS	RPI 1-25	RPI 26-50	W-L RECORDS	RPI 51-100	RPI 101-150	RPI 150+			
6- 5	0- 0	0- 1	OVERALL	0- 0	0- 3	6- 1			
4- 2	0- 0	0- 0	HOME	0- 0	0- 2	4- 0			
2- 1	0- 0	0- 0	AWAY	0- 0	0- 0	2- 1			
0- 2	0- 0	0- 1	NEUTRAL	0- 0	0- 1	0- 0			
6- 3	0- 0	0- 1	NON-CONFERENCE	0- 0	0- 1	6- 1			
4- 0	0- 0	0- 0	HOME	0- 0	0- 0	4- 0			
2- 1	0- 0	0- 0	AWAY	0- 0	0- 0	2- 1			
0- 2	0- 0	0- 1	NEUTRAL	0- 0	0- 1	0- 0			
0- 2	0- 0	0- 0	CONFERENCE	0- 0	0- 2	0- 0			
0- 2	0- 0	0- 0	HOME	0- 0	0- 2	0- 0			
0- 0	0- 0	0- 0	AWAY	0- 0	0- 0	0- 0			
0- 0	0- 0	0- 0	NEUTRAL	0- 0	0- 0	0- 0			

RPI	S	Opponent	Score	RPI	S	Opponent	Score	RPI	S	Opponent	Score	RPI	S	Opponent	Score
39	N	Auburn	78 84									103	N	Rice	52 56
												110	H	Troy	81 82
												124	H	South Alabama	78 88
												193	H	Bowling Green	81 80
												196	A	UC Riverside	43 62
												296	H	Memphis	90 71
												312	H	South Carolina St.	57 44
												316	A	UNC Greensboro	78 71
												320	H	Western Caro.	77 59
												340	A	N.C. Central	89 66
LAST 12 Division I GAMES:															
340	A	N.C. Central	89 66	124	H	South Alabama	78 88								
296	H	Memphis	90 71	110	H	Troy	81 82								
193	H	Bowling Green	81 80	316	A	UNC Greensboro	78 71								
196	A	UC Riverside	43 62	103	N	Rice	52 56								
312	H	South Carolina St.	57 44	39	N	Auburn	78 84								
320	H	Western Caro.	77 59												

Non-Div I Games: N.C. Wesleyan 126 65 Meredith 128 39

Coastal Caro.

Average RPI		Win: 328	WON-LOST RECORD	WINNING PCT. RANK	LAST 10 GAMES	STRENGTH OF SCHEDULE	OPP. STRENGTH OF SCHEDULE	TEAM RPI	ADJ. RPI	CONF. RPI	ADJ. CONF. RPI
Loss: 224											
DIV. I ONLY			3- 8	273	2-8	320	351	336	336	12	12
DIV. I NON-CONF.			3- 7	256	0- 0	330	351	339	339	14	14
TOTALS		RPI 1-25		RPI 26-50		W-L RECORDS	RPI 51-100	RPI 101-150		RPI 150+	
3- 8	0- 0			0- 0		OVERALL	0- 0	0- 1		3- 7	
2- 3	0- 0			0- 0		HOME	0- 0	0- 0		2- 3	
1- 5	0- 0			0- 0		AWAY	0- 0	0- 1		1- 4	
0- 0	0- 0			0- 0		NEUTRAL	0- 0	0- 0		0- 0	
3- 7	0- 0			0- 0		NON-CONFERENCE	0- 0	0- 1		3- 6	
2- 3	0- 0			0- 0		HOME	0- 0	0- 0		2- 3	
1- 4	0- 0			0- 0		AWAY	0- 0	0- 1		1- 3	
0- 0	0- 0			0- 0		NEUTRAL	0- 0	0- 0		0- 0	
0- 1	0- 0			0- 0		CONFERENCE	0- 0	0- 0		0- 1	
0- 0	0- 0			0- 0		HOME	0- 0	0- 0		0- 0	
0- 1	0- 0			0- 0		AWAY	0- 0	0- 0		0- 1	
0- 0	0- 0			0- 0		NEUTRAL	0- 0	0- 0		0- 0	

RPI 1-25				RPI 26-50				RPI 51-100				RPI 101+ Team's RPI: 336			
RPI	S	Opponent	Score	RPI	S	Opponent	Score	RPI	S	Opponent	Score	RPI	S	Opponent	Score
												132	A	Appalachian St.	66 80
												160	A	UNCW	49 71
												208	A	George Mason	52 66
												213	H	Furman	67 70
												238	A	Campbell	65 66
												250	A	Wofford	58 78
												279	H	Winthrop	64 71
												312	H	South Carolina St.	75 51
												313	H	Presbyterian	65 71
												324	A	Lipscomb	65 63
												349	H	Charleston So.	79 52
LAST 12 Division I GAMES:															
				279	H	Winthrop	64 71					160	A	UNCW	49 71
				213	H	Furman	67 70					208	A	George Mason	52 66
				250	A	Wofford	58 78					313	H	Presbyterian	65 71
				238	A	Campbell	65 66					349	H	Charleston So.	79 52
				312	H	South Carolina St.	75 51					324	A	Lipscomb	65 63
												132	A	Appalachian St.	66 80

Non-Div I Games:	North Greenville	95	62
------------------	------------------	----	----

Col. of Charleston

■ Loss, ■ Non-Conf, S Site, H Home A Away N Neutral

Colgate		Through Games Of Jan. 8, 2019									
Average RPI	Win: 290	WON-LOST	WINNING	LAST 10	STRENGTH OF	OPP. STRENGTH	TEAM	ADJ.	CONF.	ADJ CONF.	
Average RPI	Loss: 206	RECORD	PCT. RANK	GAMES	SCHEDULE	OF SCHEDULE	RPI	RPI	RPI	RPI	
DIV. I ONLY	5- 7	208	5-5	322	323	273	273	22	22		
DIV. I NON-CONF.	4- 6	212	0- 0	336	325	312	312	24	24		

TOTALS	RPI 1-25	RPI 26-50	W-L RECORDS	RPI 51-100	RPI 101-150	RPI 150+					
5- 7	0- 0	0- 0	OVERALL	0- 1	0- 1	5- 5					
3- 1	0- 0	0- 0	HOME	0- 0	0- 0	3- 1					
2- 6	0- 0	0- 0	AWAY	0- 1	0- 1	2- 4					
0- 0	0- 0	0- 0	NEUTRAL	0- 0	0- 0	0- 0					
4- 6	0- 0	0- 0	NON-CONFERENCE	0- 1	0- 1	4- 4					
3- 1	0- 0	0- 0	HOME	0- 0	0- 0	3- 1					
1- 5	0- 0	0- 0	AWAY	0- 1	0- 1	1- 3					
0- 0	0- 0	0- 0	NEUTRAL	0- 0	0- 0	0- 0					
1- 1	0- 0	0- 0	CONFERENCE	0- 0	0- 0	1- 1					
0- 0	0- 0	0- 0	HOME	0- 0	0- 0	0- 0					
1- 1	0- 0	0- 0	AWAY	0- 0	0- 0	1- 1					
0- 0	0- 0	0- 0	NEUTRAL	0- 0	0- 0	0- 0					

RPI 1-25				RPI 26-50				RPI 51-100				RPI 101+ Team's RPI: 273					
RPI	S	Opponent	Score	RPI	S	Opponent	Score	RPI	S	Opponent	Score	RPI	S	Opponent	Score		
								86	A	Dayton	58	67	120	A	Yal e	61	80
												168	A	Ameri can	57	76	
												208	A	George Mason	61	64	
												247	A	Hol y Cross	70	67	
												262	H	Col umbi a	84	71	
												266	A	Ni agara	69	74	
												269	A	Si ena	53	55	
												271	A	UMass Lowel l	61	52	
												319	H	Cani si us	67	53	
												326	H	NJIT	53	71	
												350	H	Fai r lei gh Di cki nson	71	52	

LAST 12 Division I GAMES:																	
				168	A	Ameri can	57	76	247	A	Hol y Cross	70	67				
				262	H	Col umbi a	84	71	266	A	Ni agara	69	74				
				319	H	Cani si us	67	53	326	H	NJIT	53	71				
				208	A	George Mason	61	64	271	A	UMass Lowel l	61	52				
				86	A	Dayton	58	67	350	H	Fai r lei gh Di cki nson	71	52				
				120	A	Yal e	61	80	269	A	Si ena	53	55				

Non-Div I Games:

Colgate

Average RPI Win:	169	WON-LOST	WINNING	LAST 10	STRENGTH OF	OPP. STRENGTH	TEAM	ADJ.	CONF.	ADJ CONF.
Average RPI Loss:	39	RECORD	PCT. RANK	GAMES	SCHEDULE	OF SCHEDULE	RPI	RPI	RPI	RPI
DIV. I ONLY	10- 4	69	6-4	87	62	83	83	2	2	
DIV. I NON-CONF.	10- 1	19	0- 0	200	67	34	34	2	2	

TOTALS	RPI 1-25	RPI 26-50	W-L RECORDS	RPI 51-100	RPI 101-150	RPI 150+				
10- 4	0- 2	1- 0	OVERALL	1- 2	0- 0	8- 0				
8- 3	0- 1	1- 0	HOME	1- 2	0- 0	6- 0				
1- 1	0- 1	0- 0	AWAY	0- 0	0- 0	1- 0				
1- 0	0- 0	0- 0	NEUTRAL	0- 0	0- 0	1- 0				
10- 1	0- 1	1- 0	NON-CONFERENCE	1- 0	0- 0	8- 0				
8- 0	0- 0	1- 0	HOME	1- 0	0- 0	6- 0				
1- 1	0- 1	0- 0	AWAY	0- 0	0- 0	1- 0				
1- 0	0- 0	0- 0	NEUTRAL	0- 0	0- 0	1- 0				
0- 3	0- 1	0- 0	CONFERENCE	0- 2	0- 0	0- 0				
0- 3	0- 1	0- 0	HOME	0- 2	0- 0	0- 0				
0- 0	0- 0	0- 0	AWAY	0- 0	0- 0	0- 0				
0- 0	0- 0	0- 0	NEUTRAL	0- 0	0- 0	0- 0				

RPI 1-25				RPI 26-50				RPI 51-100				RPI 101+			
RPI	S	Opponent	Score	RPI	S	Opponent	Score	RPI	S	Opponent	Score	RPI	S	Opponent	Score
13	H	Arizona St.	70 76	42	H	North Carolina	86 74	58	H	Arizona	67 69	155	H	Colorado St.	59 40
25	A	Miami (FL)	58 73					61	H	Utah	61 76	158	N	Utah St.	78 68
								63	H	Northern Colo.	77 69	159	H	Prairie View	79 38
												180	H	Pepperdine	80 65
												204	H	Samford	81 39
												210	H	Navy	59 43
												230	A	Nevada	65 52
												293	H	San Jose St.	76 64

LAST 12 Division I GAMES:															
13	H	Arizona St.	70 76	58	H	Arizona	67 69								
25	A	Miami (FL)	58 73	61	H	Utah	61 76								
180	H	Pepperdine	80 65	204	H	Samford	81 39								
158	N	Utah St.	78 68	159	H	Prairie View	79 38								
230	A	Nevada	65 52	210	H	Navy	59 43								
42	H	North Carolina	86 74	293	H	San Jose St.	76 64								

Non-Div I Games:

Colorado

Average RPI		Win: 219	WON-LOST RECORD	WINNING PCT. RANK	LAST 10 GAMES	STRENGTH OF SCHEDULE	OPP. STRENGTH OF SCHEDULE	TEAM RPI	ADJ. RPI	CONF. RPI	ADJ. CONF. RPI
Loss: 54			5- 6	199	6-4	32	120	155	155	10	10
DIV. I ONLY											
DIV. I NON-CONF.			4- 5	190	0- 0	17	119	104	104	10	10
TOTALS		RPI 1-25		RPI 26-50		W-L RECORDS	RPI 51-100	RPI 101-150		RPI 150+	
5- 6	0- 2			0- 1		OVERALL	0- 2	0- 1		5- 0	
5- 3	0- 1			0- 0		HOME	0- 1	0- 1		5- 0	
0- 3	0- 1			0- 1		AWAY	0- 1	0- 0		0- 0	
0- 0	0- 0			0- 0		NEUTRAL	0- 0	0- 0		0- 0	
4- 5	0- 2			0- 1		NON-CONFERENCE	0- 2	0- 0		4- 0	
4- 2	0- 1			0- 0		HOME	0- 1	0- 0		4- 0	
0- 3	0- 1			0- 1		AWAY	0- 1	0- 0		0- 0	
0- 0	0- 0			0- 0		NEUTRAL	0- 0	0- 0		0- 0	
1- 1	0- 0			0- 0		CONFERENCE	0- 0	0- 1		1- 0	
1- 1	0- 0			0- 0		HOME	0- 0	0- 1		1- 0	
0- 0	0- 0			0- 0		AWAY	0- 0	0- 0		0- 0	
0- 0	0- 0			0- 0		NEUTRAL	0- 0	0- 0		0- 0	

RPI 1-25					RPI 26-50					RPI 51-100					RPI 101+ Team' s RPI : 155				
RPI	S	Opponent	Score		RPI	S	Opponent	Score		RPI	S	Opponent	Score		RPI	S	Opponent	Score	
11	A	Gonzaga	39	50	38	A	BYU	42	51	63	H	Northern Colo.	47	53	116	H	Fresno St.	55	66
13	H	Arizona St.	39	70						83	A	Col orado	40	59	157	H	Denver	84	79
															195	H	Cornell I	56	53
															200	H	Northern Ariz.	65	54
															264	H	UNLV	52	49
															278	H	North Flori da	61	59
LAST 12 Division I GAMES:																			
					116	H	Fresno St.	55	66	264	H	UNLV	52	49					
					11	A	Gonzaga	39	50	157	H	Denver	84	79					
					195	H	Cornell I	56	53	38	A	BYU	42	51					
					63	H	Northern Colo.	47	53	13	H	Arizona St.	39	70					
					83	A	Col orado	40	59	200	H	Northern Ariz.	65	54					
										278	H	North Florida	61	59					

Non-Div I Games:	Chadron St.	91	38	Eastern N. M.	72	46
------------------	-------------	----	----	---------------	----	----

Col orado St.

■ Loss, ■ Non-Conf, S Site, H Home A Away N Neutral

Average RPI Loss: 191

DIV. I ONLY	4- 9	255	2-8	229	286	262	262	11	11
DIV. I NON-CONF.	4- 9	253	1- 0	234	285	269	269	12	12
TOTALS	RPI 1-25	RPI 26-50	W-L RECORDS	RPI 51-100	RPI 101-150	RPI 150+			
4- 9	0- 0	0- 0	OVERALL	0- 0	0- 4	4- 5			
2- 3	0- 0	0- 0	HOME	0- 0	0- 1	2- 2			
2- 6	0- 0	0- 0	AWAY	0- 0	0- 3	2- 3			
0- 0	0- 0	0- 0	NEUTRAL	0- 0	0- 0	0- 0			
4- 9	0- 0	0- 0	NON-CONFERENCE	0- 0	0- 4	4- 5			
2- 3	0- 0	0- 0	HOME	0- 0	0- 1	2- 2			
2- 6	0- 0	0- 0	AWAY	0- 0	0- 3	2- 3			
0- 0	0- 0	0- 0	NEUTRAL	0- 0	0- 0	0- 0			
0- 0	0- 0	0- 0	CONFERENCE	0- 0	0- 0	0- 0			
0- 0	0- 0	0- 0	HOME	0- 0	0- 0	0- 0			
0- 0	0- 0	0- 0	AWAY	0- 0	0- 0	0- 0			
0- 0	0- 0	0- 0	NEUTRAL	0- 0	0- 0	0- 0			

RPI 1-25				RPI 26-50				RPI 51-100				RPI 101+				Team's RPI: 262	
RPI	S	Opponent	Score	RPI	S	Opponent	Score	RPI	S	Opponent	Score	RPI	S	Opponent	Score		
												106	A	Boston College	60	74	
												108	A	Fordham	49	68	
												118	H	Houston	72	83	
												129	A	Illinois	69	76	
												171	A	Mercer	72	68	
												199	A	Milwaukee	65	78	
												215	H	Cal St. Fullerton	58	61	
												243	H	Hampton	88	63	
												249	A	Hofstra	65	63	
												273	A	Colgate	71	84	
												277	A	Saint Joseph's	61	68	
												298	H	Albany (NY)	58	62	
												311	H	Army West Point	70	49	
LAST 12 Division I GAMES:																	
				171	A	Mercer	72	68	298	H	Albany (NY)	58	62				
				243	H	Hampton	88	63	108	A	Fordham	49	68				
				118	H	Houston	72	83	215	H	Cal St. Fullerton	58	61				
				129	A	Illinois	69	76	106	A	Boston College	60	74				
				199	A	Milwaukee	65	78	277	A	Saint Joseph's	61	68				
				311	H	Army West Point	70	49	273	A	Colgate	71	84				

Non-Div l Games:

Col umbi a

Average RPI Win:	346	WON-LOST	WINNING	LAST 10	STRENGTH OF	OPP. STRENGTH	TEAM	ADJ.	CONF.	ADJ CONF.
Average RPI Loss:	149	RECORD	PCT. RANK	GAMES	SCHEDULE	OF SCHEDULE	RPI	RPI	RPI	RPI
DIV. I ONLY	1- 13	343	1-9	72	316	260	260	32	32	
DIV. I NON-CONF.	0- 12	336	0- 0	12	273	245	245	32	32	

TOTALS	RPI 1-25	RPI 26-50	W-L RECORDS	RPI 51-100	RPI 101-150	RPI 150+				
1- 13	0- 1	0- 2	OVERALL	0- 3	0- 2	1- 5				
0- 2	0- 0	0- 0	HOME	0- 0	0- 0	0- 2				
1- 10	0- 1	0- 2	AWAY	0- 3	0- 1	1- 3				
0- 1	0- 0	0- 0	NEUTRAL	0- 0	0- 1	0- 0				
0- 12	0- 1	0- 2	NON-CONFERENCE	0- 3	0- 2	0- 4				
0- 1	0- 0	0- 0	HOME	0- 0	0- 0	0- 1				
0- 10	0- 1	0- 2	AWAY	0- 3	0- 1	0- 3				
0- 1	0- 0	0- 0	NEUTRAL	0- 0	0- 1	0- 0				
1- 1	0- 0	0- 0	CONFERENCE	0- 0	0- 0	1- 1				
0- 1	0- 0	0- 0	HOME	0- 0	0- 0	0- 1				
1- 0	0- 0	0- 0	AWAY	0- 0	0- 0	1- 0				
0- 0	0- 0	0- 0	NEUTRAL	0- 0	0- 0	0- 0				

RPI 1-25				RPI 26-50				RPI 51-100				RPI 101+ Team's RPI: 260							
RPI	S	Opponent	Score	RPI	S	Opponent	Score	RPI	S	Opponent	Score	RPI	S	Opponent	Score				
15	A	Mississippi St.	38 110	32	A	Maryland	36 93	62	A	Old Dominion	51 81	143	N	UAB	61 86				
				41	A	Ohio	62 87	72	A	Minnesota	52 84	147	A	Virginia	41 55				
								97	A	FGCU	61 93	170	A	West Virginia	37 78				
												257	A	Marshall	67 88				
												266	A	Niagara	69 71				
												289	H	UMBC	52 57				
												346	A	Delaware St.	71 57				
												347	H	Savannah St.	70 76				

LAST 12 Division I GAMES:																			
346	A	Delaware St.	71 57	62	A	Old Dominion	51 81	143	N	UAB	61 86								
347	H	Savannah St.	70 76	97	A	FGCU	61 93	266	A	Niagara	69 71								
147	A	Virginia	41 55	72	A	Minnesota	52 84	72	A	Minnesota	52 84								
257	A	Marshall	67 88	41	A	Ohio	62 87	41	A	Ohio	62 87								
15	A	Mississippi St.	38 110																
289	H	UMBC	52 57																

Non-Div I Games:

Coppin St.

Average RPI Win: 287

Average RPI Loss: 144

WON-LOST
RECORDWINNING
PCT. RANKLAST 10
GAMESSTRENGTH OF
SCHEDULEOPP. STRENGTH
OF SCHEDULETEAM
RPIADJ.
RPICONF.
RPIADJ CONF.
RPIDIV. I ONLY
DIV. I NON-CONF.6- 5
6- 5143
1436-4
1- 0272
275288
286195
197195
19711
1211
12

TOTALS

RPI 1-25

RPI 26-50

W-L RECORDS

RPI 51-100

RPI 101-150

RPI 150+

6- 5

0- 0

0- 0

OVERALL

0- 1

0- 2

6- 2

5- 0

0- 0

0- 0

HOME

0- 0

0- 0

5- 0

1- 5

0- 0

0- 0

AWAY

0- 1

0- 2

1- 2

0- 0

0- 0

0- 0

NEUTRAL

0- 0

0- 0

0- 0

6- 5

0- 0

0- 0

NON-CONFERENCE

0- 1

0- 2

6- 2

5- 0

0- 0

0- 0

HOME

0- 0

0- 0

5- 0

1- 5

0- 0

0- 0

AWAY

0- 1

0- 2

1- 2

0- 0

0- 0

0- 0

NEUTRAL

0- 0

0- 0

0- 0

0- 0

0- 0

0- 0

CONFERENCE

0- 0

0- 0

0- 0

0- 0

0- 0

0- 0

HOME

0- 0

0- 0

0- 0

0- 0

0- 0

0- 0

AWAY

0- 0

0- 0

0- 0

0- 0

0- 0

0- 0

NEUTRAL

0- 0

0- 0

0- 0

RPI 1-25

RPI 26-50

RPI 51-100

RPI 101+

Team's RPI: 195

RPI S Opponent Score

RPI S Opponent Score

RPI S Opponent Score

RPI S Opponent Score

114 A Lehigh 54 67

134 A Stony Brook 61 63

155 A Colorado St. 53 56

235 H St. Bonaventure 58 44

243 H Hampton 79 53

245 A Binghamton 61 72

271 H UMass Lowell I 63 54

298 H Albany (NY) 48 34

327 A Lafayette 62 59

346 H Delaware St. 94 59

LAST 12 Division I GAMES:

235 H St. Bonaventure 58 44 327 A Lafayette 62 59

243 H Hampton 79 53 346 H Delaware St. 94 59

271 H UMass Lowell I 63 54 134 A Stony Brook 61 63

298 H Albany (NY) 48 34 114 A Lehigh 54 67

245 A Binghamton 61 72 155 A Colorado St. 53 56

72 A Minnesota 45 65

C
o
r
n
e
l
lC
o
r
n
e
l
l

Non-Div I Games:

Cornell

Average RPI Win:	177	WON-LOST	WINNING	LAST 10	STRENGTH OF	OPP. STRENGTH	TEAM	ADJ.	CONF.	ADJ CONF.
Average RPI Loss:	29	RECORD	PCT. RANK	GAMES	SCHEDULE	OF SCHEDULE	RPI	RPI	RPI	RPI
DIV. I ONLY	8- 7	162	7-3	42	23	77	77	5	5	
DIV. I NON-CONF.	6- 5	143	0- 0	92	48	100	100	5	5	

TOTALS	RPI 1-25	RPI 26-50	W-L RECORDS	RPI 51-100	RPI 101-150	RPI 150+				
8- 7	0- 4	0- 2	OVERALL	3- 1	1- 0	4- 0				
3- 4	0- 3	0- 1	HOME	2- 0	0- 0	1- 0				
3- 3	0- 1	0- 1	AWAY	1- 1	0- 0	2- 0				
2- 0	0- 0	0- 0	NEUTRAL	0- 0	1- 0	1- 0				
6- 5	0- 3	0- 1	NON-CONFERENCE	1- 1	1- 0	4- 0				
2- 3	0- 3	0- 0	HOME	1- 0	0- 0	1- 0				
2- 2	0- 0	0- 1	AWAY	0- 1	0- 0	2- 0				
2- 0	0- 0	0- 0	NEUTRAL	0- 0	1- 0	1- 0				
2- 2	0- 1	0- 1	CONFERENCE	2- 0	0- 0	0- 0				
1- 1	0- 0	0- 1	HOME	1- 0	0- 0	0- 0				
1- 1	0- 1	0- 0	AWAY	1- 0	0- 0	0- 0				
0- 0	0- 0	0- 0	NEUTRAL	0- 0	0- 0	0- 0				

RPI 1-25				RPI 26-50				RPI 51-100 Team's RPI: 77				RPI 101+			
RPI	S	Opponent	Score	RPI	S	Opponent	Score	RPI	S	Opponent	Score	RPI	S	Opponent	Score
10	H	Drake	69 85	35	H	Villanova	52 54	56	A	DePaul	85 82	149	N	South Fla.	83 76
16	H	South Dakota	65 77	37	A	South Dakota St.	48 74	64	A	UNI	55 65	172	N	Vanderbilt	75 55
18	A	Marquette	67 85					85	H	Nebraska	74 65	246	A	Wichita St.	83 71
20	H	Florida St.	52 71					87	H	Georgetown	65 38	302	H	Omaha	66 51
												321	A	North Dakota St.	86 51
LAST 12 Division I GAMES:															
87	H	Georgetown	65 38	56	A	DePaul	85 82	172	N	Vanderbilt	75 55				
35	H	Villanova	52 54	149	N	South Fla.	83 76	20	H	Florida St.	52 71				
18	A	Marquette	67 85	246	A	Wichita St.	83 71	302	H	Omaha	66 51				
85	H	Nebraska	74 65												
10	H	Drake	69 85												
64	A	UNI	55 65												

Non-Div I Games:

Creighton

RPI 1-25				RPI 26-50				RPI 51-100				RPI 101+				Team's RPI: 225	
RPI	S	Opponent	Score	RPI	S	Opponent	Score	RPI	S	Opponent	Score	RPI	S	Opponent	Score		
								65	H	Buffal o	69	75	106	A	Boston College	68	99
								81	N	Middle Tenn.	58	70	140	H	Boston U.	64	44
													215	A	Cal St. Fullerton	62	67
													221	A	San Diego	76	78
													245	H	Binghamton	63	39
													271	H	UMass Lowell	70	54
													284	H	Fairfield	59	46
													299	N	UC Santa Barbara	56	62
													306	A	Vermont	66	42
													307	H	Loyola Maryland	54	41
													323	A	New Hampshire	62	42
LAST 12 Division I GAMES:																	
				299	N	UC Santa Barbara	56	62	323	A	New Hampshire	62	42				
				245	H	Binghamton	63	39	65	H	Buffal o	69	75				
				106	A	Boston College	68	99	271	H	UMass Lowell	70	54				
				215	A	Cal St. Fullerton	62	67	284	H	Fairfield	59	46				
				81	N	Middle Tenn.	58	70	140	H	Boston U.	64	44				
				306	A	Vermont	66	42	221	A	San Diego	76	78				

Dartmouth

Average RPI Win:	215	WON-LOST	WINNING	LAST 10	STRENGTH OF	OPP. STRENGTH	TEAM	ADJ.	CONF.	ADJ CONF.
Average RPI Loss:	146	RECORD	PCT. RANK	GAMES	SCHEDULE	OF SCHEDULE	RPI	RPI	RPI	RPI
DIV. I ONLY	6- 7	188	5-5	186	208	183	183	17	17	
DIV. I NON-CONF.	5- 7	206	0- 0	209	171	196	196	18	18	

TOTALS	RPI 1-25	RPI 26-50	W-L RECORDS	RPI 51-100	RPI 101-150	RPI 150+				
6- 7	0- 1	0- 0	OVERALL	1- 0	1- 3	4- 3				
4- 1	0- 0	0- 0	HOME	0- 0	1- 1	3- 0				
2- 6	0- 1	0- 0	AWAY	1- 0	0- 2	1- 3				
0- 0	0- 0	0- 0	NEUTRAL	0- 0	0- 0	0- 0				
5- 7	0- 1	0- 0	NON-CONFERENCE	1- 0	1- 3	3- 3				
3- 1	0- 0	0- 0	HOME	0- 0	1- 1	2- 0				
2- 6	0- 1	0- 0	AWAY	1- 0	0- 2	1- 3				
0- 0	0- 0	0- 0	NEUTRAL	0- 0	0- 0	0- 0				
1- 0	0- 0	0- 0	CONFERENCE	0- 0	0- 0	1- 0				
1- 0	0- 0	0- 0	HOME	0- 0	0- 0	1- 0				
0- 0	0- 0	0- 0	AWAY	0- 0	0- 0	0- 0				
0- 0	0- 0	0- 0	NEUTRAL	0- 0	0- 0	0- 0				

RPI 1-25				RPI 26-50				RPI 51-100				RPI 101+				Team's RPI: 183
RPI	S	Opponent	Score	RPI	S	Opponent	Score	RPI	S	Opponent	Score	RPI	S	Opponent	Score	
9	A	NC State	45 75					93	A	Clemson	90 80	101	A	Princeton	57 65	
												131	A	Charlotte	66 78	
												132	H	Appalachian St.	78 81	
												142	H	William & Mary	76 65	
												175	A	Elon	72 73	
												187	H	High Point	71 62	
												208	H	George Mason	67 59	
												227	A	Gardner-Webb	49 54	
												248	A	UNC Asheville	56 69	
												313	H	Presbyterian	83 56	
												349	A	Charleston So.	72 34	
LAST 12 Division I GAMES:																
208	H	George Mason	67 59	313	H	Presbyterian	83 56									
9	A	NC State	45 75	93	A	Clemson	90 80									
131	A	Charlotte	66 78	175	A	Elon	72 73									
248	A	UNC Asheville	56 69	101	A	Princeton	57 65									
132	H	Appalachian St.	78 81	187	H	High Point	71 62									
227	A	Gardner-Webb	49 54	142	H	William & Mary	76 65									

Non-Div I Games: Queens (NC) 80 47

Davidson

Average RPI Win: 181

Average RPI Loss: 45

WON-LOST
RECORDWINNING
PCT. RANKLAST 10
GAMESSTRENGTH OF
SCHEDULEOPP. STRENGTH
OF SCHEDULETEAM
RPIADJ.
RPICONF.
RPIADJ CONF.
RPIDIV. I ONLY
DIV. I NON-CONF.6- 6
5- 6168
1775-5
0- 013
6185
18786
6886
6817
1817
18

TOTALS

RPI 1-25

RPI 26-50

W-L RECORDS

RPI 51-100

RPI 101-150

RPI 150+

6- 6
5- 1
0- 4
1- 10- 0
0- 0
0- 0
0- 00- 4
0- 1
0- 3
0- 0OVERALL
HOME
AWAY
NEUTRAL3- 2
2- 0
0- 1
1- 10- 0
0- 0
0- 0
0- 03- 0
3- 0
0- 0
0- 05- 6
4- 1
0- 4
1- 10- 0
0- 0
0- 0
0- 00- 4
0- 1
0- 3
0- 0NON-CONFERENCE
HOME
AWAY
NEUTRAL3- 2
2- 0
0- 1
1- 10- 0
0- 0
0- 0
0- 02- 0
2- 0
0- 0
0- 01- 0
1- 0
0- 0
0- 00- 0
0- 0
0- 0
0- 00- 0
0- 0
0- 0
0- 0CONFERENCE
HOME
AWAY
NEUTRAL0- 0
0- 0
0- 0
0- 00- 0
0- 0
0- 0
0- 01- 0
1- 0
0- 0
0- 0

RPI 1-25



RPI 26-50



RPI 51-100 Team's RPI: 86



RPI 101+



RPI S Opponent Score

RPI S Opponent Score


27  Northeastern 79  84



32  Maryland 71  82


34  South Carolina 55  65



46  Green Bay 35  51


RPI S Opponent Score

54 N  Georgia Tech 85 66

60 N  Virginia Tech 57  69

65  Buffalo 72 59

69  James Madison 55  68

89  Toledo 70 49


RPI S Opponent Score


258  La Salle 84 45



273  Colgate 67 58



345  Evansville 69 30



LAST 12 Division I GAMES:


258  La Salle 84 45


54 N  Georgia Tech 85 66


60 N  Virginia Tech 57  69



27  Northeastern 79  84



32  Maryland 71  82



273  Colgate 67 58


345  Evansville 69 30

65  Buffalo 72 59

69  James Madison 55  68

34  South Carolina 55  65




46  Green Bay 35  51

89  Toledo 70 49

D
a
y
t
o
nD
a
y
t
o
n

Non-Div I Games:

Dayton

 Loss,  Non-Conf, S Site,  Home  Away N Neutral

Average RPI Win: **167**
 Average RPI Loss: **21**

WON-LOST
RECORD

WINNING
PCT. RANK

LAST 10
GAMES

STRENGTH OF
SCHEDULE

OPP. STRENGTH
OF SCHEDULE

TEAM
RPI

ADJ.
RPI

CONF.
RPI

ADJ CONF.
RPI

DIV. I ONLY
DIV. I NON-CONF.

10- 5
9- 3

88
62

7-3
0- 0

73
96

8
14

56
39

56
39

5
5

5
5

TOTALS

RPI 1-25

RPI 26-50

W-L RECORDS

RPI 51-100

RPI 101-150

RPI 150+

10- 5

0- 4

1- 0

OVERALL

2- 1

3- 0

4- 0

6- 2

0- 1

1- 0

HOME

1- 1

1- 0

3- 0

2- 2

0- 2

0- 0

AWAY

0- 0

1- 0

1- 0

2- 1

0- 1

0- 0

NEUTRAL

1- 0

1- 0

0- 0

9- 3

0- 3

1- 0

NON-CONFERENCE

2- 0

2- 0

4- 0

5- 1

0- 1

1- 0

HOME

1- 0

0- 0

3- 0

2- 1

0- 1

0- 0

AWAY

0- 0

1- 0

1- 0

2- 1

0- 1

0- 0

NEUTRAL

1- 0

1- 0

0- 0

1- 2

0- 1

0- 0

CONFERENCE

0- 1

1- 0

0- 0

1- 1

0- 0

0- 0

HOME

0- 1

1- 0

0- 0

0- 1

0- 1

0- 0

AWAY

0- 0

0- 0

0- 0

0- 0

0- 0

0- 0

NEUTRAL

0- 0

0- 0

0- 0

RPI 1-25

RPI	S	Opponent	Score
1	H	Notre Dame	77 101
3	N	Syracuse	81 83
6	A	UConn	63 99
18	A	Marquette	63 96

RPI 26-50

RPI	S	Opponent	Score
46	H	Green Bay	73 64

RPI 51-100

Team's RPI: 56

RPI	S	Opponent	Score
52	N	Kansas St.	79 59
77	H	Creighton	82 85
79	H	Northwestern	76 60

RPI 101+

RPI	S	Opponent	Score
101	N	Princeton	82 67
127	H	Providence	88 62
133	A	Oklahoma	87 76
239	H	Temple	102 88
240	A	Loyola Chicago	102 76
301	H	Tennessee St.	95 73
347	H	Savannah St.	124 61

LAST 12 Division I GAMES:

18	A	Marquette	63 96	240	A	Loyola Chicago	102 76
127	H	Providence	88 62	301	H	Tennessee St.	95 73
77	H	Creighton	82 85	133	A	Oklahoma	87 76
347	H	Savannah St.	124 61	79	H	Northwestern	76 60
3	N	Syracuse	81 83	239	H	Temple	102 88
52	N	Kansas St.	79 59	6	A	UConn	63 99

DePaul

DePaul

Non-Div I Games:

DePaul

Loss, **Non-Conf**, **S Site**, **H Home** **A Away** **N Neutral**

Delaware		Average RPI Win: 272	WON-LOST RECORD	WINNING PCT. RANK	LAST 10 GAMES	STRENGTH OF SCHEDULE	OPP. STRENGTH OF SCHEDULE	TEAM RPI	ADJ. RPI	CONF. RPI	ADJ CONF. RPI
Average RPI Loss: 104											
DIV. I ONLY	5- 9	240	3-7	103	300	206	206	12	12		
DIV. I NON-CONF.	5- 7	206	1- 0	133	303	199	199	14	14		

TOTALS	RPI 1-25	RPI 26-50	W-L RECORDS	RPI 51-100	RPI 101-150	RPI 150+					
5- 9	0- 1	0- 1	OVERALL	0- 2	0- 3	5- 2					
2- 4	0- 1	0- 1	HOME	0- 1	0- 1	2- 0					
1- 3	0- 0	0- 0	AWAY	0- 1	0- 1	1- 1					
2- 2	0- 0	0- 0	NEUTRAL	0- 0	0- 1	2- 1					
5- 7	0- 1	0- 1	NON-CONFERENCE	0- 1	0- 2	5- 2					
2- 2	0- 1	0- 1	HOME	0- 0	0- 0	2- 0					
1- 3	0- 0	0- 0	AWAY	0- 1	0- 1	1- 1					
2- 2	0- 0	0- 0	NEUTRAL	0- 0	0- 1	2- 1					
0- 2	0- 0	0- 0	CONFERENCE	0- 1	0- 1	0- 0					
0- 2	0- 0	0- 0	HOME	0- 1	0- 1	0- 0					
0- 0	0- 0	0- 0	AWAY	0- 0	0- 0	0- 0					
0- 0	0- 0	0- 0	NEUTRAL	0- 0	0- 0	0- 0					

RPI 1-25				RPI 26-50				RPI 51-100				RPI 101+ Team's RPI: 206			
RPI	S	Opponent	Score	RPI	S	Opponent	Score	RPI	S	Opponent	Score	RPI	S	Opponent	Score
19	H	UCF	60 71	32	H	Maryl and	53 77	64	A	UNI	67 79	109	N	Montana St.	60 69
								69	H	James Madi son	43 68	117	H	Towson	48 56
												140	A	Boston U.	61 72
												178	N	Bradley	47 59
												181	N	Ni chol l s St.	71 56
												208	A	George Mason	46 72
												227	H	Gardner-Webb	69 45
												277	H	Saint Joseph's	48 39
												327	N	Lafayette	65 47
												346	A	Delaware St.	85 77
LAST 12 Division I GAMES:															
327	N	Lafayette	65 47	69	H	James Madi son	43 68	277	H	Sai nt Joseph' s	48 39				
181	N	Ni chol l s St.	71 56	32	H	Maryl and	53 77	32	H	Maryl and	53 77				
117	H	Towson	48 56	227	H	Gardner-Webb	69 45	227	H	Gardner-Webb	69 45				
140	A	Boston U.	61 72	19	H	UCF	60 71	19	H	UCF	60 71				
178	N	Bradley	47 59	208	A	George Mason	46 72	208	A	George Mason	46 72				
346	A	Delaware St.	85 77												

Non-Div I Games:

Delaware

Average RPI Win:	0	WON-LOST	WINNING	LAST 10	STRENGTH OF	OPP. STRENGTH	TEAM	ADJ.	CONF.	ADJ CONF.
Average RPI Loss:	199	RECORD	PCT. RANK	GAMES	SCHEDULE	OF SCHEDULE	RPI	RPI	RPI	RPI
DIV. I ONLY	0- 11	344	1-9	280	249	346	346	32	32	
DIV. I NON-CONF.	0- 9	336	0- 0	191	244	337	337	32	32	
<hr/>										
TOTALS	RPI 1-25	RPI 26-50	W-L RECORDS	RPI 51-100	RPI 101-150	RPI 150+				
0- 11	0- 0	0- 0	OVERALL	0- 2	0- 1	0- 8				
0- 3	0- 0	0- 0	HOME	0- 1	0- 0	0- 2				
0- 8	0- 0	0- 0	AWAY	0- 1	0- 1	0- 6				
0- 0	0- 0	0- 0	NEUTRAL	0- 0	0- 0	0- 0				
0- 9	0- 0	0- 0	NON-CONFERENCE	0- 2	0- 1	0- 6				
0- 2	0- 0	0- 0	HOME	0- 1	0- 0	0- 1				
0- 7	0- 0	0- 0	AWAY	0- 1	0- 1	0- 5				
0- 0	0- 0	0- 0	NEUTRAL	0- 0	0- 0	0- 0				
0- 2	0- 0	0- 0	CONFERENCE	0- 0	0- 0	0- 2				
0- 1	0- 0	0- 0	HOME	0- 0	0- 0	0- 1				
0- 1	0- 0	0- 0	AWAY	0- 0	0- 0	0- 1				
0- 0	0- 0	0- 0	NEUTRAL	0- 0	0- 0	0- 0				

RPI 1-25				RPI 26-50				RPI 51-100				RPI 101+ Team's RPI: 346					
RPI	S	Opponent	Score	RPI	S	Opponent	Score	RPI	S	Opponent	Score	RPI	S	Opponent	Score		
								65	A	St. John's (NY)	44	82	144	A	Xavier	59	80
								69	H	James Madison	57	103	161	A	VCU	55	97
													195	A	Cornell	59	94
													206	H	Delaware	77	85
													239	A	Temple	61	75
													257	A	Marshall	63	75
													260	H	Coppin St.	57	71
													290	A	Robert Morris	63	64
													304	A	Norfolk St.	50	63
LAST 12 Division I GAMES:																	
				260	H	Coppin St.	57	71	257	A	Marshall	63	75				
				304	A	Norfolk St.	50	63	290	A	Robert Morris	63	64				
				161	A	VCU	55	97	195	A	Cornell	59	94				
				69	H	James Madison	57	103	144	A	Xavier	59	80				
				239	A	Temple	61	75	65	A	St. John's (NY)	44	82				
									206	H	Delaware	77	85				

Non-Div I Games: Post 65 53 Cheyney 79 59

Delaware St.

Average RPI Win:	161	WON-LOST	WINNING	LAST 10	STRENGTH OF	OPP. STRENGTH	TEAM	ADJ.	CONF.	ADJ CONF.
Average RPI Loss:	132	RECORD	PCT. RANK	GAMES	SCHEDULE	OF SCHEDULE	RPI	RPI	RPI	RPI
DIV. I ONLY	10- 7	125	4-6	251	24	157	157	16	16	
DIV. I NON-CONF.	7- 6	153	0- 0	260	11	185	185	15	15	

TOTALS	RPI 1-25	RPI 26-50	W-L RECORDS	RPI 51-100	RPI 101-150	RPI 150+				
10- 7	1- 0	1- 1	OVERALL	1- 2	0- 0	7- 4				
8- 1	1- 0	1- 0	HOME	1- 0	0- 0	5- 1				
2- 6	0- 0	0- 1	AWAY	0- 2	0- 0	2- 3				
0- 0	0- 0	0- 0	NEUTRAL	0- 0	0- 0	0- 0				
7- 6	0- 0	1- 1	NON-CONFERENCE	1- 2	0- 0	5- 3				
6- 1	0- 0	1- 0	HOME	1- 0	0- 0	4- 1				
1- 5	0- 0	0- 1	AWAY	0- 2	0- 0	1- 2				
0- 0	0- 0	0- 0	NEUTRAL	0- 0	0- 0	0- 0				
3- 1	1- 0	0- 0	CONFERENCE	0- 0	0- 0	2- 1				
2- 0	1- 0	0- 0	HOME	0- 0	0- 0	1- 0				
1- 1	0- 0	0- 0	AWAY	0- 0	0- 0	1- 1				
0- 0	0- 0	0- 0	NEUTRAL	0- 0	0- 0	0- 0				

RPI	S	Opponent	Score	RPI	S	Opponent	Score	RPI	S	Opponent	Score	RPI	S	Opponent	Score	Team's RPI: 157
16	H	South Dakota	104 99	44	A	Wyomi ng	74 78	63	A	Northern Colo.	66 74	153	A	New Mexico St.	64 66	
				49	H	Lamar Uni versi ty	117 110	85	A	Nebraska	71 96	155	A	Colorado St.	79 84	
								94	H	Loyol a Marymount	104 75	165	H	North Dakota	87 66	
												168	H	Ameri can	83 54	
												174	H	UMKC	92 75	
												194	H	Air Force	92 66	
												204	H	Samford	83 87	
												216	A	Southern Utah	71 70	
												219	A	Western Ill.	78 87	
												235	H	St. Bonaventure	76 62	
												302	A	Omaha	95 68	

LAST 12 Di vi si on I GAMES:																
165	H	North Dakota	87 66	155	A	Colorado St.	79 84	204	H	Samford	83 87	153	A	New Mexico St.	64 66	
16	H	South Dakota	104 99	85	A	Nebraska	71 96	216	A	Southern Utah	71 70	155	A	Colorado St.	79 84	
219	A	Western Ill.	78 87	153	A	New Mexico St.	64 66	44	A	Wyomi ng	74 78	165	H	North Dakota	87 66	
302	A	Omaha	95 68	216	A	Southern Utah	71 70					174	H	UMKC	92 75	
94	H	Loyol a Marymount	104 75									194	H	Air Force	92 66	
235	H	St. Bonaventure	76 62									204	H	Samford	83 87	

Non-Di v I Games:

Denver

Average RPI Win:	341	WON-LOST	WINNING	LAST 10	STRENGTH OF	OPP. STRENGTH	TEAM	ADJ.	CONF.	ADJ CONF.
Average RPI Loss:	191	RECORD	PCT. RANK	GAMES	SCHEDULE	OF SCHEDULE	RPI	RPI	RPI	RPI
DIV. I ONLY	1- 12	337	1-9	226	308	329	329	19	19	
DIV. I NON-CONF.	1- 9	326	0- 0	178	335	315	315	17	17	
TOTALS	RPI 1-25	RPI 26-50	W-L RECORDS	RPI 51-100	RPI 101-150	RPI 150+				
1- 12	0- 0	0- 0	OVERALL	0- 2	0- 2	1- 8				
0- 5	0- 0	0- 0	HOME	0- 0	0- 2	0- 3				
1- 7	0- 0	0- 0	AWAY	0- 2	0- 0	1- 5				
0- 0	0- 0	0- 0	NEUTRAL	0- 0	0- 0	0- 0				
1- 9	0- 0	0- 0	NON-CONFERENCE	0- 2	0- 1	1- 6				
0- 3	0- 0	0- 0	HOME	0- 0	0- 1	0- 2				
1- 6	0- 0	0- 0	AWAY	0- 2	0- 0	1- 4				
0- 0	0- 0	0- 0	NEUTRAL	0- 0	0- 0	0- 0				
0- 3	0- 0	0- 0	CONFERENCE	0- 0	0- 1	0- 2				
0- 2	0- 0	0- 0	HOME	0- 0	0- 1	0- 1				
0- 1	0- 0	0- 0	AWAY	0- 0	0- 0	0- 1				
0- 0	0- 0	0- 0	NEUTRAL	0- 0	0- 0	0- 0				

RPI	S	Opponent	Score	RPI	S	Opponent	Score	RPI	S	Opponent	Score	RPI	S	Opponent	Score	Team's RPI: 329
68	A	Michigan	62	95	89	A	Toledo	60	77	107	H	Youngstown St.	59	85		
										136	H	Miami (OH)	59	78		
										162	A	Ohio St.	41	55		
										193	A	Bowling Green	73	79		
										212	A	Eastern Mich.	53	60		
										240	A	Loyola Chicago	43	52		
										244	H	Cleveland St.	49	67		
										255	A	Oakland	67	74		
										286	H	Western Mich.	44	54		
										302	H	Omaha	42	51		
										341	A	Manhattan	58	56		
LAST 12 Division I GAMES:																
255	A	Oakland	67	74	193	A	Bowling Green	73	79							
244	H	Cleveland St.	49	67	286	H	Western Mich.	44	54							
107	H	Youngstown St.	59	85	212	A	Eastern Mich.	53	60							
89	A	Toledo	60	77	302	H	Omaha	42	51							
136	H	Miami (OH)	59	78	341	A	Manhattan	58	56							
240	A	Loyola Chicago	43	52	68	A	Michigan	62	95							

Non-Div I Games: Mich. -Dearborn 68 60

Detroit Mercy

Average RPI Win: **106**
 Average RPI Loss: **14**

WON-LOST
RECORD

WINNING
PCT. RANK

LAST 10
GAMES

STRENGTH OF
SCHEDULE

OPP. STRENGTH
OF SCHEDULE

TEAM
RPI

ADJ.
RPI

CONF.
RPI

ADJ CONF.
RPI

DIV. I ONLY	9- 4	78	6-4	4	2	10	10	13	13
DIV. I NON-CONF.	7- 4	109	1- 0	9	1	12	12	13	13

TOTALS	RPI 1-25	RPI 26-50	W-L RECORDS	RPI 51-100	RPI 101-150	RPI 150+			
9- 4	2- 3	1- 1	OVERALL	2- 0	0- 0	4- 0			
2- 1	1- 1	0- 0	HOME	0- 0	0- 0	1- 0			
5- 2	0- 1	0- 1	AWAY	2- 0	0- 0	3- 0			
2- 1	1- 1	1- 0	NEUTRAL	0- 0	0- 0	0- 0			
7- 4	2- 3	1- 1	NON-CONFERENCE	2- 0	0- 0	2- 0			
2- 1	1- 1	0- 0	HOME	0- 0	0- 0	1- 0			
3- 2	0- 1	0- 1	AWAY	2- 0	0- 0	1- 0			
2- 1	1- 1	1- 0	NEUTRAL	0- 0	0- 0	0- 0			
2- 0	0- 0	0- 0	CONFERENCE	0- 0	0- 0	2- 0			
0- 0	0- 0	0- 0	HOME	0- 0	0- 0	0- 0			
2- 0	0- 0	0- 0	AWAY	0- 0	0- 0	2- 0			
0- 0	0- 0	0- 0	NEUTRAL	0- 0	0- 0	0- 0			

RPI	S	Opponent	Score	RPI	S	Opponent	Score	RPI	S	Opponent	Score	RPI	S	Opponent	Score
1	N	Notre Dame	64 82	34	N	South Carolina	90 85	77	A	Creighton	85 69	154	H	CSUN	73 63
2	A	Iowa St.	81 86	37	A	South Dakota St.	71 80	85	A	Nebraska	83 77	166	A	Illinois St.	82 64
14	H	Iowa	82 91									178	A	Bradley	92 63
16	H	South Dakota	76 64									219	A	Western Ill.	98 71
22	N	Rutgers	69 59												
LAST 12 Division I GAMES:															
34	N	South Carolina	90 85	14	H	Iowa	82 91								
1	N	Notre Dame	64 82	2	A	Iowa St.	81 86								
166	A	Illinois St.	82 64	37	A	South Dakota St.	71 80								
178	A	Bradley	92 63	77	A	Creighton	85 69								
16	H	South Dakota	76 64	22	N	Rutgers	69 59								
219	A	Western Ill.	98 71	154	H	CSUN	73 63								

Non-Div I Games:

Clarke

91 43

Drake

Loss, Non-Conf, S Site, H Home A Away N Neutral

DIV. I ONLY	8- 5	109	6-4	191	263	169	169	12	12
DIV. I NON-CONF.	8- 3	72	1- 0	250	248	145	145	14	14
TOTALS	RPI 1-25	RPI 26-50	W-L RECORDS	RPI 51-100	RPI 101-150	RPI 150+			
8- 5	0- 0	0- 0	OVERALL	1- 4	0- 1	7- 0			
3- 4	0- 0	0- 0	HOME	1- 3	0- 1	2- 0			
4- 0	0- 0	0- 0	AWAY	0- 0	0- 0	4- 0			
1- 1	0- 0	0- 0	NEUTRAL	0- 1	0- 0	1- 0			
8- 3	0- 0	0- 0	NON-CONFERENCE	1- 3	0- 0	7- 0			
3- 2	0- 0	0- 0	HOME	1- 2	0- 0	2- 0			
4- 0	0- 0	0- 0	AWAY	0- 0	0- 0	4- 0			
1- 1	0- 0	0- 0	NEUTRAL	0- 1	0- 0	1- 0			
0- 2	0- 0	0- 0	CONFERENCE	0- 1	0- 1	0- 0			
0- 2	0- 0	0- 0	HOME	0- 1	0- 1	0- 0			
0- 0	0- 0	0- 0	AWAY	0- 0	0- 0	0- 0			
0- 0	0- 0	0- 0	NEUTRAL	0- 0	0- 0	0- 0			

RPI 1-25				RPI 26-50				RPI 51-100				RPI 101+ Team's RPI: 169			
RPI	S	Opponent	Score	RPI	S	Opponent	Score	RPI	S	Opponent	Score	RPI	S	Opponent	Score
								69	H	James Madison	35 51	117	H	Towson	54 55
								70	H	Bucknell	64 42	227	H	Gardner-Webb	65 48
								76	H	Penn	39 55	258	A	La Salle	58 43
								92	H	Quinnipiac	52 56	269	N	Siena	51 39
								96	N	Wright St.	63 71	276	A	Richmond	58 35
												277	H	Saint Joseph's	51 34
												306	A	Vermont	60 44
												341	A	Manhattan	53 39
LAST 12 Division I GAMES:															
				306	A	Vermont	60 44	76	H	Penn	39 55				
				69	H	James Madison	35 51	227	H	Gardner-Webb	65 48				
				117	H	Towson	54 55	96	N	Wright St.	63 71				
				276	A	Richmond	58 35	341	A	Manhattan	53 39				
				70	H	Bucknell	64 42	258	A	La Salle	58 43				
				277	H	Saint Joseph's	51 34	269	N	Siena	51 39				

Non-Div I Games:

Drexel

Average RPI Win:	155	WON-LOST	WINNING	LAST 10	STRENGTH OF	OPP. STRENGTH	TEAM	ADJ.	CONF.	ADJ CONF.
Average RPI Loss:	51	RECORD	PCT. RANK	GAMES	SCHEDULE	OF SCHEDULE	RPI	RPI	RPI	RPI
DIV. I ONLY	8- 6	132	6-4	10	71	36	36	1	1	
DIV. I NON-CONF.	8- 4	91	0- 1	45	100	41	41	1	1	

TOTALS	RPI 1-25	RPI 26-50	W-L RECORDS	RPI 51-100	RPI 101-150	RPI 150+				
8- 6	0- 2	0- 1	OVERALL	3- 2	1- 1	4- 0				
5- 1	0- 1	0- 0	HOME	2- 0	0- 0	3- 0				
2- 3	0- 1	0- 0	AWAY	1- 2	1- 0	0- 0				
1- 2	0- 0	0- 1	NEUTRAL	0- 0	0- 1	1- 0				
8- 4	0- 0	0- 1	NON-CONFERENCE	3- 2	1- 1	4- 0				
5- 0	0- 0	0- 0	HOME	2- 0	0- 0	3- 0				
2- 2	0- 0	0- 0	AWAY	1- 2	1- 0	0- 0				
1- 2	0- 0	0- 1	NEUTRAL	0- 0	0- 1	1- 0				
0- 2	0- 2	0- 0	CONFERENCE	0- 0	0- 0	0- 0				
0- 1	0- 1	0- 0	HOME	0- 0	0- 0	0- 0				
0- 1	0- 1	0- 0	AWAY	0- 0	0- 0	0- 0				
0- 0	0- 0	0- 0	NEUTRAL	0- 0	0- 0	0- 0				

RPI 1-25				RPI 26-50				Team's RPI: 36				RPI 51-100				RPI 101+			
RPI	S	Opponent	Score	RPI	S	Opponent	Score	RPI	S	Opponent	Score	RPI	S	Opponent	Score	RPI	S	Opponent	Score
8	H	Louisville	51 73	31	N	Missouri	54 62	67	A	Oregon St.	57 71	112	N	Washington	64 71				
9	A	NC State	51 63					79	A	Northwestern	58 84	138	A	Wisconsin	60 53				
								80	A	Maine	66 63	175	H	Elon	81 64				
								95	H	Marist	64 56	189	H	East Carolina	83 66				
								97	H	FGCU	57 41	203	N	Ball St.	79 62				
												264	H	UNLV	66 38				

LAST 12 Division I GAMES:																			
				31	N	Missouri	54 62					97	H	FGCU	57 41				
				203	N	Ball St.	79 62					189	H	East Carolina	83 66				
				8	H	Louisville	51 73					67	A	Oregon St.	57 71				
				9	A	NC State	51 63					264	H	UNLV	66 38				
				112	N	Washington	64 71					95	H	Marist	64 56				
				175	H	Elon	81 64					138	A	Wisconsin	60 53				

Non-Div I Games:

Duke

D
u
q
u
e
s
n
e

Duquesne				Through Games Of Jan. 8, 2019							
Average RPI	Win:	193	WON-LOST	WINNING	LAST 10	STRENGTH OF	OPP. STRENGTH	TEAM	ADJ.	CONF.	ADJ CONF.
Average RPI	Loss:	83	RECORD	PCT. RANK	GAMES	SCHEDULE	OF SCHEDULE	RPI	RPI	RPI	RPI
DIV. I ONLY			7- 7	168	6-4	110	61	125	125	17	17
DIV. I NON-CONF.			6- 7	172	0- 0	81	69	115	115	18	18

TOTALS	RPI 1-25			RPI 26-50		W-L RECORDS	RPI 51-100	RPI 101-150		RPI 150+	
7- 7	0- 2			0- 1		OVERALL	1- 3	1- 0		5- 1	
3- 2	0- 1			0- 0		HOME	0- 1	0- 0		3- 0	
4- 3	0- 0			0- 1		AWAY	1- 2	1- 0		2- 0	
0- 2	0- 1			0- 0		NEUTRAL	0- 0	0- 0		0- 1	
6- 7	0- 2			0- 1		NON-CONFERENCE	1- 3	1- 0		4- 1	
3- 2	0- 1			0- 0		HOME	0- 1	0- 0		3- 0	
3- 3	0- 0			0- 1		AWAY	1- 2	1- 0		1- 0	
0- 2	0- 1			0- 0		NEUTRAL	0- 0	0- 0		0- 1	
1- 0	0- 0			0- 0		CONFERENCE	0- 0	0- 0		1- 0	
0- 0	0- 0			0- 0		HOME	0- 0	0- 0		0- 0	
1- 0	0- 0			0- 0		AWAY	0- 0	0- 0		1- 0	
0- 0	0- 0			0- 0		NEUTRAL	0- 0	0- 0		0- 0	

RPI 1-25				RPI 26-50				RPI 51-100				RPI 101+ Team's RPI: 125			
RPI	S	Opponent	Score	RPI	S	Opponent	Score	RPI	S	Opponent	Score	RPI	S	Opponent	Score
3	N	Syracuse	71 87	33	A	Texas	41 78	82	H	Pittsburgh	58 66	113	A	Kent St.	77 72
19	H	UCF	63 71					84	A	TCU	48 61	201	H	Mt. St. Mary's	73 64
								88	A	Penn St.	64 58	211	A	Saint Francis (PA)	93 73
								89	A	Toledo	52 65	235	A	St. Bonaventure	60 54
												239	H	Temple	54 53
												263	H	ETSU	66 58
												270	N	Liberty	51 55

LAST 12 Division I GAMES:															
235	A	St. Bonaventure	60 54	3	N	Syracuse	71 87	263	H	ETSU	66 58				
239	H	Temple	54 53	19	H	UCF	63 71	89	A	Penn St.	64 58				
82	H	Pittsburgh	58 66	270	N	Liberty	51 55	113	A	Kent St.	77 72				
270	N	Liberty	51 55	89	A	Toledo	52 65	211	A	Saint Francis (PA)	93 73				
89	A	Toledo	52 65												
201	H	Mt. St. Mary's	73 64												

Non-Div I Games:

Duquesne

D
u
q
u
e
s
n
e

**E
T
S
U**

ETSU

ETSU

Average RPI Win:	263	WON-LOST	WINNING	LAST 10	STRENGTH OF	OPP. STRENGTH	TEAM	ADJ.	CONF.	ADJ CONF.
Average RPI Loss:	109	RECORD	PCT. RANK	GAMES	SCHEDULE	OF SCHEDULE	RPI	RPI	RPI	RPI
DIV. I ONLY	9- 5	96	5-5	282	256	189	189	9	9	
DIV. I NON-CONF.	9- 4	85	0- 0	311	253	198	198	9	9	

TOTALS	RPI 1-25	RPI 26-50	W-L RECORDS	RPI 51-100	RPI 101-150	RPI 150+				
9- 5	0- 0	0- 1	OVERALL	1- 1	0- 2	8- 1				
7- 1	0- 0	0- 0	HOME	1- 0	0- 0	6- 1				
0- 4	0- 0	0- 1	AWAY	0- 1	0- 2	0- 0				
2- 0	0- 0	0- 0	NEUTRAL	0- 0	0- 0	2- 0				
9- 4	0- 0	0- 1	NON-CONFERENCE	1- 0	0- 2	8- 1				
7- 1	0- 0	0- 0	HOME	1- 0	0- 0	6- 1				
0- 3	0- 0	0- 1	AWAY	0- 0	0- 2	0- 0				
2- 0	0- 0	0- 0	NEUTRAL	0- 0	0- 0	2- 0				
0- 1	0- 0	0- 0	CONFERENCE	0- 1	0- 0	0- 0				
0- 0	0- 0	0- 0	HOME	0- 0	0- 0	0- 0				
0- 1	0- 0	0- 0	AWAY	0- 1	0- 0	0- 0				
0- 0	0- 0	0- 0	NEUTRAL	0- 0	0- 0	0- 0				

RPI	S	Opponent	Score	RPI	S	Opponent	Score	RPI	S	Opponent	Score	RPI	S	Opponent	Score	Team's RPI: 189
36	A	Duke	66 83	75	A	Tulane	57 68	131	A	Charlotte	46 52	142	A	William & Mary	43 63	
				91	H	Wake Forest	70 61	160	H	UNCW	68 71	198	H	UMES	84 69	
								220	H	Monmouth	73 67	268	H	Kennesaw St.	68 56	
								270	H	Liberty	66 63	312	N	South Carolina St.	71 63	
								330	H	USC Upstate	63 53	337	H	Grand Canyon	59 47	
								344	N	Longwood	61 52					
LAST 12 Division I GAMES:																
75	A	Tulane	57 68	344	N	Longwood	61 52	330	H	USC Upstate	63 53	270	H	Liberty	66 63	
160	H	UNCW	68 71	131	A	Charlotte	46 52	142	A	William & Mary	43 63					
36	A	Duke	66 83	91	H	Wake Forest	70 61									
312	N	South Carolina St.	71 63													
268	H	Kennesaw St.	68 56													
337	H	Grand Canyon	59 47													

Non-Div I Games:

East Carolina

Average RPI Win:	204	WON-LOST	WINNING	LAST 10	STRENGTH OF	OPP. STRENGTH	TEAM	ADJ.	CONF.	ADJ CONF.
Average RPI Loss:	161	RECORD	PCT. RANK	GAMES	SCHEDULE	OF SCHEDULE	RPI	RPI	RPI	RPI
DIV. I ONLY	4- 6	223	5-5	154	294	209	209	20	20	
DIV. I NON-CONF.	3- 5	227	0- 0	157	259	203	203	20	20	

TOTALS	RPI 1-25	RPI 26-50	W-L RECORDS	RPI 51-100	RPI 101-150	RPI 150+				
4- 6	0- 1	0- 0	OVERALL	0- 1	2- 0	2- 4				
3- 1	0- 0	0- 0	HOME	0- 0	2- 0	1- 1				
0- 5	0- 1	0- 0	AWAY	0- 1	0- 0	0- 3				
1- 0	0- 0	0- 0	NEUTRAL	0- 0	0- 0	1- 0				
3- 5	0- 1	0- 0	NON-CONFERENCE	0- 1	1- 0	2- 3				
2- 0	0- 0	0- 0	HOME	0- 0	1- 0	1- 0				
0- 5	0- 1	0- 0	AWAY	0- 1	0- 0	0- 3				
1- 0	0- 0	0- 0	NEUTRAL	0- 0	0- 0	1- 0				
1- 1	0- 0	0- 0	CONFERENCE	0- 0	1- 0	0- 1				
1- 1	0- 0	0- 0	HOME	0- 0	1- 0	0- 1				
0- 0	0- 0	0- 0	AWAY	0- 0	0- 0	0- 0				
0- 0	0- 0	0- 0	NEUTRAL	0- 0	0- 0	0- 0				

RPI 1-25				RPI 26-50				RPI 51-100				RPI 101+				Team's RPI: 209
RPI	S	Opponent	Score	RPI	S	Opponent	Score	RPI	S	Opponent	Score	RPI	S	Opponent	Score	
17	A	Butler	37 72					77	A	Northern Ill.	59 78	115	H	UT Martin	77 71	
												137	H	Indiana St.	63 39	
												152	A	Southern Ill.	59 73	
												178	A	Bradley	64 67	
												219	N	Western Ill.	64 62	
												232	H	SIUE	56 65	
												308	A	Valparaiso	60 62	
												343	H	Purdue Fort Wayne	72 63	

LAST 12 Division I GAMES:																
232	H	SIUE	56 65	152	A	Southern Ill.	59 73									
115	H	UT Martin	77 71	219	N	Western Ill.	64 62									
137	H	Indiana St.	63 39	308	A	Valparaiso	60 62									
77	A	Northern Ill.	59 78	178	A	Bradley	64 67									
				343	H	Purdue Fort Wayne	72 63									
				17	A	Butler	37 72									

Non-Div I Games: Lincoln Christian 97 34 Eureka 104 48 Oakland City 102 43

Eastern III.

Average RPI Win:	0	WON-LOST	WINNING	LAST 10	STRENGTH OF	OPP. STRENGTH	TEAM	ADJ.	CONF.	ADJ CONF.
Average RPI Loss:	183	RECORD	PCT. RANK	GAMES	SCHEDULE	OF SCHEDULE	RPI	RPI	RPI	RPI
DIV. I ONLY	0- 11	344	2-8	40	350	303	303	20	20	
DIV. I NON-CONF.	0- 9	336	0- 1	14	344	264	264	20	20	

TOTALS	RPI 1-25	RPI 26-50	W-L RECORDS	RPI 51-100	RPI 101-150	RPI 150+				
0- 11	0- 1	0- 1	OVERALL	0- 0	0- 1	0- 8				
0- 2	0- 0	0- 0	HOME	0- 0	0- 0	0- 2				
0- 7	0- 0	0- 1	AWAY	0- 0	0- 1	0- 5				
0- 2	0- 1	0- 0	NEUTRAL	0- 0	0- 0	0- 1				
0- 9	0- 1	0- 1	NON-CONFERENCE	0- 0	0- 1	0- 6				
0- 2	0- 0	0- 0	HOME	0- 0	0- 0	0- 2				
0- 5	0- 0	0- 1	AWAY	0- 0	0- 1	0- 3				
0- 2	0- 1	0- 0	NEUTRAL	0- 0	0- 0	0- 1				
0- 2	0- 0	0- 0	CONFERENCE	0- 0	0- 0	0- 2				
0- 0	0- 0	0- 0	HOME	0- 0	0- 0	0- 0				
0- 2	0- 0	0- 0	AWAY	0- 0	0- 0	0- 2				
0- 0	0- 0	0- 0	NEUTRAL	0- 0	0- 0	0- 0				

RPI 1-25				RPI 26-50				RPI 51-100				RPI 101+ Team's RPI: 303			
RPI	S	Opponent	Score	RPI	S	Opponent	Score	RPI	S	Opponent	Score	RPI	S	Opponent	Score
20	N	Florida St.	45 62	41	A	Ohio	60 100					136	A	Miami (OH)	44 60
												170	A	West Virginia	29 78
												170	N	West Virginia	39 81
												182	A	Akron	54 63
												202	H	Saint Louis	43 70
												208	H	George Mason	75 91
												265	A	Murray St.	63 81
												286	A	Western Mich.	53 64
												333	A	Austin Peay	65 100

LAST 12 Division I GAMES:															
170	N	West Virginia	39 81	286	A	Western Mich.	53 64	20	N	Florida St.	45 62				
265	A	Murray St.	63 81	41	A	Ohio	60 100	136	A	Miami (OH)	44 60				
333	A	Austin Peay	65 100	170	A	West Virginia	29 78	202	H	Saint Louis	43 70				
170	A	West Virginia	29 78	208	H	George Mason	75 91								
208	H	George Mason	75 91	182	A	Akron	54 63								

Non-Div I Games: Brescia 70 41 Ky. Christian 90 35

Eastern Ky.

Average RPI Win:	292	WON-LOST	WINNING	LAST 10	STRENGTH OF	OPP. STRENGTH	TEAM	ADJ.	CONF.	ADJ CONF.
Average RPI Loss:	115	RECORD	PCT. RANK	GAMES	SCHEDULE	OF SCHEDULE	RPI	RPI	RPI	RPI
DIV. I ONLY	6- 5	143	5-5	309	201	212	212	8	8	
DIV. I NON-CONF.	6- 4	125	0- 0	320	200	222	222	8	8	

TOTALS	RPI 1-25	RPI 26-50	W-L RECORDS	RPI 51-100	RPI 101-150	RPI 150+				
6- 5	0- 2	0- 0	OVERALL	0- 0	0- 2	6- 1				
4- 0	0- 0	0- 0	HOME	0- 0	0- 0	4- 0				
2- 2	0- 0	0- 0	AWAY	0- 0	0- 2	2- 0				
0- 3	0- 2	0- 0	NEUTRAL	0- 0	0- 0	0- 1				
6- 4	0- 2	0- 0	NON-CONFERENCE	0- 0	0- 1	6- 1				
4- 0	0- 0	0- 0	HOME	0- 0	0- 0	4- 0				
2- 1	0- 0	0- 0	AWAY	0- 0	0- 1	2- 0				
0- 3	0- 2	0- 0	NEUTRAL	0- 0	0- 0	0- 1				
0- 1	0- 0	0- 0	CONFERENCE	0- 0	0- 1	0- 0				
0- 0	0- 0	0- 0	HOME	0- 0	0- 0	0- 0				
0- 1	0- 0	0- 0	AWAY	0- 0	0- 1	0- 0				
0- 0	0- 0	0- 0	NEUTRAL	0- 0	0- 0	0- 0				

RPI 1-25				RPI 26-50				RPI 51-100				RPI 101+ Team's RPI: 212			
RPI	S	Opponent	Score	RPI	S	Opponent	Score	RPI	S	Opponent	Score	RPI	S	Opponent	Score
2	N	Iowa St.	59 85									113	A	Kent St.	64 71
17	N	Butler	63 73									129	A	Illinois	66 72
												166	H	Illinois St.	50 41
												244	H	Cleveland St.	69 63
												316	N	UNC Greensboro	44 49
												328	H	UIC	52 38
												329	H	Detroit Mercy	60 53
												343	A	Purdue Fort Wayne	87 72
												344	A	Longwood	64 45

LAST 12 Division I GAMES:															
		17 N Butler	63 73			113 A Kent St.	64 71								
		316 N UNC Greensboro	44 49			328 H UIC	52 38								
		344 A Longwood	64 45			2 N Iowa St.	59 85								
		343 A Purdue Fort Wayne	87 72			166 H Illinois St.	50 41								
		329 H Detroit Mercy	60 53			244 H Cleveland St.	69 63								
		129 A Illinois	66 72												

Non-Div I Games: Northwood 53 39

Eastern Mich.

Average RPI Win:	339	WON-LOST	WINNING	LAST 10	STRENGTH OF	OPP. STRENGTH	TEAM	ADJ.	CONF.	ADJ CONF.
Average RPI Loss:	103	RECORD	PCT. RANK	GAMES	SCHEDULE	OF SCHEDULE	RPI	RPI	RPI	RPI
DIV. I ONLY	1- 11	333	1-9	41	204	234	234	14	14	
DIV. I NON-CONF.	0- 8	336	0- 0	10	189	234	234	11	11	

TOTALS	RPI 1-25	RPI 26-50	W-L RECORDS	RPI 51-100	RPI 101-150	RPI 150+				
1- 11	0- 1	0- 2	OVERALL	0- 3	0- 3	1- 2				
0- 4	0- 1	0- 0	HOME	0- 2	0- 1	0- 0				
1- 5	0- 0	0- 2	AWAY	0- 0	0- 2	1- 1				
0- 2	0- 0	0- 0	NEUTRAL	0- 1	0- 0	0- 1				
0- 8	0- 1	0- 2	NON-CONFERENCE	0- 2	0- 1	0- 2				
0- 3	0- 1	0- 0	HOME	0- 1	0- 1	0- 0				
0- 3	0- 0	0- 2	AWAY	0- 0	0- 0	0- 1				
0- 2	0- 0	0- 0	NEUTRAL	0- 1	0- 0	0- 1				
1- 3	0- 0	0- 0	CONFERENCE	0- 1	0- 2	1- 0				
0- 1	0- 0	0- 0	HOME	0- 1	0- 0	0- 0				
1- 2	0- 0	0- 0	AWAY	0- 0	0- 2	1- 0				
0- 0	0- 0	0- 0	NEUTRAL	0- 0	0- 0	0- 0				

RPI 1-25				RPI 26-50				RPI 51-100				RPI 101+ Team's RPI: 234			
RPI	S	Opponent	Score	RPI	S	Opponent	Score	RPI	S	Opponent	Score	RPI	S	Opponent	Score
11	H	Gonzaga	51 63	38	A	BYU	65 80	61	H	Utah	51 95	104	A	Idaho St.	48 63
				45	A	Boise St.	55 67	63	H	Northern Colo.	62 67	116	H	Fresno St.	58 68
								67	N	Oregon St.	45 93	139	A	Idaho	68 84
												196	N	UC Riverside	45 57
												295	A	Cal Poly	55 59
												339	A	Weber St.	64 58
LAST 12 Division I GAMES:															
104	A	Idaho St.	48 63	63	H	Northern Colo.	62 67								
339	A	Weber St.	64 58	139	A	Idaho	68 84								
196	N	UC Riverside	45 57	295	A	Cal Poly	55 59								
67	N	Oregon St.	45 93	61	H	Utah	51 95								
45	A	Boise St.	55 67	38	A	BYU	65 80								
116	H	Fresno St.	58 68	11	H	Gonzaga	51 63								

Non-Div I Games: Eastern Ore. 66 45

Eastern Wash.

Average RPI	Win:	260	WON-LOST	WINNING	LAST 10	STRENGTH OF	OPP. STRENGTH	TEAM	ADJ.	CONF.	ADJ CONF.
Average RPI	Loss:	93	RECORD	PCT. RANK	GAMES	SCHEDULE	OF SCHEDULE	RPI	RPI	RPI	RPI
DIV. I ONLY		5- 7		208	5-5	130	195	175	175	12	12
DIV. I NON-CONF.		4- 6		212	0- 0	164	183	213	213	14	14

TOTALS	RPI 1-25		RPI 26-50		W-L RECORDS	RPI 51-100		RPI 101-150		RPI 150+	
5- 7	0- 0		0- 4		OVERALL	0- 1		0- 1		5- 1	
2- 3	0- 0		0- 2		HOME	0- 1		0- 0		2- 0	
3- 4	0- 0		0- 2		AWAY	0- 0		0- 1		3- 1	
0- 0	0- 0		0- 0		NEUTRAL	0- 0		0- 0		0- 0	
4- 6	0- 0		0- 3		NON-CONFERENCE	0- 1		0- 1		4- 1	
2- 3	0- 0		0- 2		HOME	0- 1		0- 0		2- 0	
2- 3	0- 0		0- 1		AWAY	0- 0		0- 1		2- 1	
0- 0	0- 0		0- 0		NEUTRAL	0- 0		0- 0		0- 0	
1- 1	0- 0		0- 1		CONFERENCE	0- 0		0- 0		1- 0	
0- 0	0- 0		0- 0		HOME	0- 0		0- 0		0- 0	
1- 1	0- 0		0- 1		AWAY	0- 0		0- 0		1- 0	
0- 0	0- 0		0- 0		NEUTRAL	0- 0		0- 0		0- 0	

RPI	S	Opponent	Score	RPI	S	Opponent	Score	RPI	S	Opponent	Score	RPI	S	Opponent	Score	Team's RPI: 175
27	A	Northeastern	71	79	95	H	Marist	57	61	132	A	Appalachian St.	62	65		
36	A	Duke	64	81						183	H	Davidson	73	72		
39	H	Auburn	44	96						243	A	Hampton	77	62		
42	H	North Carolina	69	100						249	A	Hofstra	77	64		
										279	A	Winthrop	57	58		
										283	H	N. C. A&T	73	64		
										340	A	N. C. Central	83	54		

LAST 12 Division I GAMES:																
39	H	Auburn	44	96	249	A	Hofstra	77	64							
283	H	N. C. A&T	73	64	27	A	Northeastern	71	79							
279	A	Winthrop	57	58	132	A	Appalachian St.	62	65							
183	H	Davidson	73	72	36	A	Duke	64	81							
243	A	Hampton	77	62	340	A	N. C. Central	83	54							
95	H	Marist	57	61	42	H	North Carolina	69	100							

Non-Div I Games: Chowan 88 74

El on

■ Loss,
 ■ Non-Conf,
 ■ S Site,
 ■ Home
 ■ A Away
 N Neutral

Average RPI Win:	334	WON-LOST	WINNING	LAST 10	STRENGTH OF	OPP. STRENGTH	TEAM	ADJ.	CONF.	ADJ CONF.
Average RPI Loss:	213	RECORD	PCT. RANK	GAMES	SCHEDULE	OF SCHEDULE	RPI	RPI	RPI	RPI
DIV. I ONLY	2- 11	313	1-9	342	284	345	345	13	13	
DIV. I NON-CONF.	2- 9	297	0- 0	344	314	347	347	13	13	

TOTALS	RPI 1-25	RPI 26-50	W-L RECORDS	RPI 51-100	RPI 101-150	RPI 150+				
2- 11	0- 0	0- 0	OVERALL	0- 1	0- 2	2- 8				
1- 4	0- 0	0- 0	HOME	0- 0	0- 0	1- 4				
1- 7	0- 0	0- 0	AWAY	0- 1	0- 2	1- 4				
0- 0	0- 0	0- 0	NEUTRAL	0- 0	0- 0	0- 0				
2- 9	0- 0	0- 0	NON-CONFERENCE	0- 1	0- 1	2- 7				
1- 4	0- 0	0- 0	HOME	0- 0	0- 0	1- 4				
1- 5	0- 0	0- 0	AWAY	0- 1	0- 1	1- 3				
0- 0	0- 0	0- 0	NEUTRAL	0- 0	0- 0	0- 0				
0- 2	0- 0	0- 0	CONFERENCE	0- 0	0- 1	0- 1				
0- 0	0- 0	0- 0	HOME	0- 0	0- 0	0- 0				
0- 2	0- 0	0- 0	AWAY	0- 0	0- 1	0- 1				
0- 0	0- 0	0- 0	NEUTRAL	0- 0	0- 0	0- 0				

RPI 1-25				RPI 26-50				RPI 51-100				RPI 101+				Team's RPI: 345	
RPI	S	Opponent	Score	RPI	S	Opponent	Score	RPI	S	Opponent	Score	RPI	S	Opponent	Score		
								86	A	Dayton	30	69	138	A	Wisconsin	60	96
												145	A	Missouri St.	66	88	
												152	A	Southern Ill.	47	67	
												191	A	Morehead St.	63	85	
												207	H	Southeast Mo. St.	50	54	
												232	H	SIUE	45	54	
												257	A	Marshall	65	72	
												265	A	Murray St.	53	81	
												328	H	UIC	54	62	
												333	H	Austin Peay	56	52	
												335	A	Chicago St.	67	58	
												343	H	Purdue Fort Wayne	66	72	
LAST 12 Division I GAMES:																	
								138	A	Wisconsin	60	96					
								333	H	Austin Peay	56	52					
								86	A	Dayton	30	69					
								207	H	Southeast Mo. St.	50	54					
								328	H	UIC	54	62					
								191	A	Morehead St.	63	85					
													145	A	Missouri St.	66	88
													152	A	Southern Ill.	47	67
													257	A	Marshall	65	72
													343	H	Purdue Fort Wayne	66	72
													232	H	SIUE	45	54
													335	A	Chicago St.	67	58

Non-Div I Games:

Average RPI Win:	215	WON-LOST	WINNING	LAST 10	STRENGTH OF	OPP. STRENGTH	TEAM	ADJ.	CONF.	ADJ CONF.
Average RPI Loss:	55	RECORD	PCT. RANK	GAMES	SCHEDULE	OF SCHEDULE	RPI	RPI	RPI	RPI
DIV. I ONLY	9- 4	78	8-2	169	105	97	97	26	26	
DIV. I NON-CONF.	7- 4	109	0- 0	180	55	112	112	27	27	

TOTALS	RPI 1-25	RPI 26-50	W-L RECORDS	RPI 51-100	RPI 101-150	RPI 150+				
9- 4	0- 1	0- 2	OVERALL	0- 0	2- 1	7- 0				
5- 1	0- 0	0- 0	HOME	0- 0	2- 1	3- 0				
3- 2	0- 0	0- 2	AWAY	0- 0	0- 0	3- 0				
1- 1	0- 1	0- 0	NEUTRAL	0- 0	0- 0	1- 0				
7- 4	0- 1	0- 2	NON-CONFERENCE	0- 0	2- 1	5- 0				
4- 1	0- 0	0- 0	HOME	0- 0	2- 1	2- 0				
2- 2	0- 0	0- 2	AWAY	0- 0	0- 0	2- 0				
1- 1	0- 1	0- 0	NEUTRAL	0- 0	0- 0	1- 0				
2- 0	0- 0	0- 0	CONFERENCE	0- 0	0- 0	2- 0				
1- 0	0- 0	0- 0	HOME	0- 0	0- 0	1- 0				
1- 0	0- 0	0- 0	AWAY	0- 0	0- 0	1- 0				
0- 0	0- 0	0- 0	NEUTRAL	0- 0	0- 0	0- 0				

RPI 1-25				RPI 26-50				RPI 51-100 Team's RPI: 97				RPI 101+			
RPI	S	Opponent	Score	RPI	S	Opponent	Score	RPI	S	Opponent	Score	RPI	S	Opponent	Score
4	N	Stanford	65 88	36	A	Duke	41 57					118	H	Houston	76 71
				37	A	South Dakota St.	62 80					141	H	Abilene Christian	81 65
												143	H	UAB	60 62
												163	A	North Ala.	68 52
												168	N	American	90 71
												211	A	Saint Francis (PA)	83 69
												260	H	Coppin St.	93 61
												270	H	Liberty	68 50
												291	A	Hawaii	73 67
												314	H	FIU	100 58
LAST 12 Division I GAMES:															
				36	A	Duke	41 57	163	A	North Ala.	68 52				
				143	H	UAB	60 62	270	H	Liberty	68 50				
				260	H	Coppin St.	93 61	168	N	American	90 71				
				141	H	Abilene Christian	81 65	291	A	Hawaii	73 67				
				211	A	Saint Francis (PA)	83 69	4	N	Stanford	65 88				
				118	H	Houston	76 71	314	H	FIU	100 58				

Non-Div I Games: Fla. Memorial 99 68 Johnson & Wales (FL) 109 64

FGCU

Average RPI Win:	338	WON-LOST	WINNING	LAST 10	STRENGTH OF	OPP. STRENGTH	TEAM	ADJ.	CONF.	ADJ CONF.
Average RPI Loss:	167	RECORD	PCT. RANK	GAMES	SCHEDULE	OF SCHEDULE	RPI	RPI	RPI	RPI
DIV. I ONLY	3- 11	295	3-7	155	346	314	314	18	18	
DIV. I NON-CONF.	3- 9	271	0- 1	237	341	333	333	19	19	

TOTALS	RPI 1-25	RPI 26-50	W-L RECORDS	RPI 51-100	RPI 101-150	RPI 150+				
3- 11	0- 1	0- 0	OVERALL	0- 2	0- 2	3- 6				
3- 8	0- 1	0- 0	HOME	0- 1	0- 2	3- 4				
0- 3	0- 0	0- 0	AWAY	0- 1	0- 0	0- 2				
0- 0	0- 0	0- 0	NEUTRAL	0- 0	0- 0	0- 0				
3- 9	0- 1	0- 0	NON-CONFERENCE	0- 1	0- 1	3- 6				
3- 6	0- 1	0- 0	HOME	0- 0	0- 1	3- 4				
0- 3	0- 0	0- 0	AWAY	0- 1	0- 0	0- 2				
0- 0	0- 0	0- 0	NEUTRAL	0- 0	0- 0	0- 0				
0- 2	0- 0	0- 0	CONFERENCE	0- 1	0- 1	0- 0				
0- 2	0- 0	0- 0	HOME	0- 1	0- 1	0- 0				
0- 0	0- 0	0- 0	AWAY	0- 0	0- 0	0- 0				
0- 0	0- 0	0- 0	NEUTRAL	0- 0	0- 0	0- 0				

RPI	S	Opponent	Score	RPI	S	Opponent	Score	RPI	S	Opponent	Score	RPI	S	Opponent	Score	Team's RPI: 314
25	H	Miami (FL)	43 94					81	H	Middle Tenn.	43 49	124	H	South Alabama	77 84	
								97	A	FGCU	58 100	143	H	UAB	59 83	
												176	H	Georgia St.	61 67	
												214	A	Bethune-Cookman	57 68	
												222	H	Howard	62 89	
												236	H	Jacksonville	62 73	
												238	H	Campbell	54 59	
												278	A	North Florida	53 62	
												332	H	Florida A&M	77 54	
												334	H	Morgan St.	59 50	
												348	H	Alcorn	75 40	

LAST 12 Division I GAMES:																
143	H	UAB	59 83	124	H	South Alabama	77 84	238	H	Campbell	54 59	334	H	Morgan St.	59 50	
81	H	Middle Tenn.	43 49	236	H	Jacksonville	62 73	332	H	Florida A&M	77 54	214	A	Bethune-Cookman	57 68	
236	H	Jacksonville	62 73	348	H	Alcorn	75 40	97	A	FGCU	58 100					
222	H	Howard	62 89													
278	A	North Florida	53 62													

Non-Div I Games: Palm Beach Atl. 63 66

FIU

Average RPI Win:	318	WON-LOST	WINNING	LAST 10	STRENGTH OF	OPP. STRENGTH	TEAM	ADJ.	CONF.	ADJ CONF.
Average RPI Loss:	159	RECORD	PCT. RANK	GAMES	SCHEDULE	OF SCHEDULE	RPI	RPI	RPI	RPI
DIV. I ONLY	3- 10	286	1-9	214	291	284	284	27	27	
DIV. I NON-CONF.	3- 8	267	0- 0	206	312	276	276	28	28	

TOTALS	RPI 1-25	RPI 26-50	W-L RECORDS	RPI 51-100	RPI 101-150	RPI 150+				
3- 10	0- 0	0- 1	OVERALL	0- 2	0- 2	3- 5				
1- 2	0- 0	0- 1	HOME	0- 0	0- 1	1- 0				
1- 5	0- 0	0- 0	AWAY	0- 1	0- 1	1- 3				
1- 3	0- 0	0- 0	NEUTRAL	0- 1	0- 0	1- 2				
3- 8	0- 0	0- 1	NON-CONFERENCE	0- 1	0- 2	3- 4				
1- 2	0- 0	0- 1	HOME	0- 0	0- 1	1- 0				
1- 3	0- 0	0- 0	AWAY	0- 0	0- 1	1- 2				
1- 3	0- 0	0- 0	NEUTRAL	0- 1	0- 0	1- 2				
0- 2	0- 0	0- 0	CONFERENCE	0- 1	0- 0	0- 1				
0- 0	0- 0	0- 0	HOME	0- 0	0- 0	0- 0				
0- 2	0- 0	0- 0	AWAY	0- 1	0- 0	0- 1				
0- 0	0- 0	0- 0	NEUTRAL	0- 0	0- 0	0- 0				

RPI	S	Opponent	Score	RPI	S	Opponent	Score	RPI	S	Opponent	Score	RPI	S	Opponent	Score	Team's RPI: 284
27	H	Northeastern	50 59	70	N	Bucknell	54 77	142	H	William & Mary	54 60	144	A	Xavier	35 48	
				92	A	Quinnipiac	36 81	185	N	Massachusetts	49 59	213	N	Furman	70 77	
								225	A	Dartmouth	46 59	237	A	Brown	49 68	
								253	A	Rider	59 62	276	A	Richmond	58 40	
								328	N	UIC	68 60	351	H	LIU Brooklyn	71 43	

LAST 12 Division I GAMES:																
328	N	UIC	68 60	253	A	Rider	59 62									
213	N	Furman	70 77	92	A	Quinnipiac	36 81									
225	A	Dartmouth	46 59	70	N	Bucknell	54 77									
27	H	Northeastern	50 59	237	A	Brown	49 68									
142	H	William & Mary	54 60	144	A	Xavier	35 48									
185	N	Massachusetts	49 59	351	H	LIU Brooklyn	71 43									

Non-Div I Games:

Fairfield

Average RPI Win:	326	WON-LOST	WINNING	LAST 10	STRENGTH OF	OPP. STRENGTH	TEAM	ADJ.	CONF.	ADJ CONF.
Average RPI Loss:	250	RECORD	PCT. RANK	GAMES	SCHEDULE	OF SCHEDULE	RPI	RPI	RPI	RPI
DIV. I ONLY	1- 10	330	2-8	334	340	350	350	31	31	
DIV. I NON-CONF.	1- 8	322	0- 0	319	348	348	348	31	31	

TOTALS	RPI 1-25	RPI 26-50	W-L RECORDS	RPI 51-100	RPI 101-150	RPI 150+				
1- 10	0- 0	0- 0	OVERALL	0- 0	0- 1	1- 9				
1- 2	0- 0	0- 0	HOME	0- 0	0- 0	1- 2				
0- 8	0- 0	0- 0	AWAY	0- 0	0- 1	0- 7				
0- 0	0- 0	0- 0	NEUTRAL	0- 0	0- 0	0- 0				
1- 8	0- 0	0- 0	NON-CONFERENCE	0- 0	0- 1	1- 7				
1- 2	0- 0	0- 0	HOME	0- 0	0- 0	1- 2				
0- 6	0- 0	0- 0	AWAY	0- 0	0- 1	0- 5				
0- 0	0- 0	0- 0	NEUTRAL	0- 0	0- 0	0- 0				
0- 2	0- 0	0- 0	CONFERENCE	0- 0	0- 0	0- 2				
0- 0	0- 0	0- 0	HOME	0- 0	0- 0	0- 0				
0- 2	0- 0	0- 0	AWAY	0- 0	0- 0	0- 2				
0- 0	0- 0	0- 0	NEUTRAL	0- 0	0- 0	0- 0				

RPI	S	Opponent	Score	RPI	S	Opponent	Score	RPI	S	Opponent	Score	RPI	S	Opponent	Score	Team's RPI: 350
												134	A	Stony Brook	49	63
												194	A	Air Force	37	85
												211	A	Saint Francis (PA)	64	75
												222	H	Howard	58	79
												245	A	Binghamton	54	73
												273	A	Colgate	52	71
												290	A	Robert Morris	49	71
												294	A	Saint Peter's	58	75
												311	A	Army West Point	40	62
												326	H	NJIT	64	43
												327	H	Lafayette	57	63
LAST 12 Division I GAMES:																
												294	A	Saint Peter's	58	75
												134	A	Stony Brook	49	63
												311	A	Army West Point	40	62
												273	A	Colgate	52	71
												245	A	Binghamton	54	73
												222	H	Howard	58	79
												290	A	Robert Morris	49	71
												211	A	Saint Francis (PA)	64	75
												326	H	NJIT	64	43
												194	A	Air Force	37	85
												327	H	Lafayette	57	63

Non-Div I Games: Georgian Court 70 45 Rutgers-Newark 97 51

Fairleigh Dickinson

Average RPI Win:	291	WON-LOST	WINNING	LAST 10	STRENGTH OF	OPP. STRENGTH	TEAM	ADJ.	CONF.	ADJ CONF.
Average RPI Loss:	174	RECORD	PCT. RANK	GAMES	SCHEDULE	OF SCHEDULE	RPI	RPI	RPI	RPI
DIV. I ONLY	3- 12	303	1-9	124	335	288	288	18	18	
DIV. I NON-CONF.	3- 10	278	0- 1	190	331	303	303	19	19	

TOTALS	RPI 1-25	RPI 26-50	W-L RECORDS	RPI 51-100	RPI 101-150	RPI 150+				
3- 12	0- 0	0- 1	OVERALL	0- 2	0- 1	3- 8				
2- 8	0- 0	0- 0	HOME	0- 1	0- 1	2- 6				
1- 4	0- 0	0- 1	AWAY	0- 1	0- 0	1- 2				
0- 0	0- 0	0- 0	NEUTRAL	0- 0	0- 0	0- 0				
3- 10	0- 0	0- 1	NON-CONFERENCE	0- 1	0- 0	3- 8				
2- 6	0- 0	0- 0	HOME	0- 0	0- 0	2- 6				
1- 4	0- 0	0- 1	AWAY	0- 1	0- 0	1- 2				
0- 0	0- 0	0- 0	NEUTRAL	0- 0	0- 0	0- 0				
0- 2	0- 0	0- 0	CONFERENCE	0- 1	0- 1	0- 0				
0- 2	0- 0	0- 0	HOME	0- 1	0- 1	0- 0				
0- 0	0- 0	0- 0	AWAY	0- 0	0- 0	0- 0				
0- 0	0- 0	0- 0	NEUTRAL	0- 0	0- 0	0- 0				

RPI	S	Opponent	Score	RPI	S	Opponent	Score	RPI	S	Opponent	Score	RPI	S	Opponent	Score	Team's RPI: 288
28	A	Michigan St.	74 89	75	A	Tulane	45 88	143	H	UAB	64 89	176	H	Georgia St.	59 75	
				81	H	Middle Tenn.	55 74	177	A	Little Rock	38 61	178	H	Bradley	59 80	
								202	H	Saint Louis	61 93	213	A	Furman	57 73	
								243	H	Hampton	68 72	249	A	Siena	70 66	
								276	H	Richmond	69 55	283	H	N. C. A&T	65 67	
								286	H	Western Mich.	59 69	327	H	Lafayette	53 49	

LAST 12 Division I GAMES:																
143	H	UAB	64 89	202	H	Saint Louis	61 93									
283	H	N. C. A&T	65 67	178	H	Bradley	59 80									
28	A	Michigan St.	74 89	81	H	Middle Tenn.	55 74									
286	H	Western Mich.	59 69	75	A	Tulane	45 88									
213	A	Furman	57 73	327	H	Lafayette	53 49									
269	A	Siena	70 66	276	H	Richmond	69 55									

Non-Div I Games:

Fla. Atlantic

Florida

Florida

Fl ori da

Average RPI Win:	136	WON-LOST	WINNING	LAST 10	STRENGTH OF	OPP. STRENGTH	TEAM	ADJ.	CONF.	ADJ CONF.
Average RPI Loss:	206	RECORD	PCT. RANK	GAMES	SCHEDULE	OF SCHEDULE	RPI	RPI	RPI	RPI
DIV. I ONLY	1- 12	337	2-8	200	295	332	332	32	32	
DIV. I NON-CONF.	1- 10	330	0- 1	168	245	328	328	32	32	

TOTALS	RPI 1-25	RPI 26-50	W-L RECORDS	RPI 51-100	RPI 101-150	RPI 150+				
1- 12	0- 2	0- 0	OVERALL	0- 1	1- 0	0- 9				
1- 1	0- 0	0- 0	HOME	0- 0	1- 0	0- 1				
0- 8	0- 2	0- 0	AWAY	0- 0	0- 0	0- 6				
0- 3	0- 0	0- 0	NEUTRAL	0- 1	0- 0	0- 2				
1- 10	0- 2	0- 0	NON-CONFERENCE	0- 1	1- 0	0- 7				
1- 1	0- 0	0- 0	HOME	0- 0	1- 0	0- 1				
0- 6	0- 2	0- 0	AWAY	0- 0	0- 0	0- 4				
0- 3	0- 0	0- 0	NEUTRAL	0- 1	0- 0	0- 2				
0- 2	0- 0	0- 0	CONFERENCE	0- 0	0- 0	0- 2				
0- 0	0- 0	0- 0	HOME	0- 0	0- 0	0- 0				
0- 2	0- 0	0- 0	AWAY	0- 0	0- 0	0- 2				
0- 0	0- 0	0- 0	NEUTRAL	0- 0	0- 0	0- 0				

RPI 1-25				RPI 26-50				RPI 51-100				RPI 101+ Team's RPI: 332			
RPI	S	Opponent	Score	RPI	S	Opponent	Score	RPI	S	Opponent	Score	RPI	S	Opponent	Score
23	A	Tennessee	31 96					75	N	Tulane	34 78	136	H	Miami (OH)	57 56
25	A	Miami (FL)	54 103									188	H	Jacksonville St.	31 62
												222	A	Howard	68 74
												226	A	Stetson	44 69
												233	A	Florida	38 62
												278	A	North Florida	53 64
												286	N	Western Mich.	50 69
												302	N	Omaha	50 57
												304	A	Norfolk St.	58 60
												314	A	FIU	54 77
LAST 12 Division I GAMES:															
				75	N	Tulane	34 78	302	N	Omaha	50 57				
				25	A	Miami (FL)	54 103	304	A	Norfolk St.	58 60				
				286	N	Western Mich.	50 69	222	A	Howard	68 74				
				226	A	Stetson	44 69	314	A	FIU	54 77				
				136	H	Miami (OH)	57 56	23	A	Tennessee	31 96				
				233	A	Florida	38 62	278	A	North Florida	53 64				

Non-Div I Games: Edward Waters 70 64

Florida A&M

Average RPI Win:	153	WON-LOST	WINNING	LAST 10	STRENGTH OF	OPP. STRENGTH	TEAM	ADJ.	CONF.	ADJ CONF.
Average RPI Loss:	53	RECORD	PCT. RANK	GAMES	SCHEDULE	OF SCHEDULE	RPI	RPI	RPI	RPI
DIV. I ONLY	14- 1	5	10-0	125	41	20	20	1	1	
DIV. I NON-CONF.	12- 1	10	1- 0	126	72	22	22	1	1	

TOTALS	RPI 1-25	RPI 26-50	W-L RECORDS	RPI 51-100	RPI 101-150	RPI 150+				
14- 1	1- 0	1- 0	OVERALL	3- 1	2- 0	7- 0				
6- 1	0- 0	0- 0	HOME	1- 1	1- 0	4- 0				
6- 0	0- 0	1- 0	AWAY	2- 0	1- 0	2- 0				
2- 0	1- 0	0- 0	NEUTRAL	0- 0	0- 0	1- 0				
12- 1	1- 0	0- 0	NON-CONFERENCE	3- 1	1- 0	7- 0				
6- 1	0- 0	0- 0	HOME	1- 1	1- 0	4- 0				
4- 0	0- 0	0- 0	AWAY	2- 0	0- 0	2- 0				
2- 0	1- 0	0- 0	NEUTRAL	0- 0	0- 0	1- 0				
2- 0	0- 0	1- 0	CONFERENCE	0- 0	1- 0	0- 0				
0- 0	0- 0	0- 0	HOME	0- 0	0- 0	0- 0				
2- 0	0- 0	1- 0	AWAY	0- 0	1- 0	0- 0				
0- 0	0- 0	0- 0	NEUTRAL	0- 0	0- 0	0- 0				

RPI	S	Opponent	Score	RPI	S	Opponent	Score	RPI	S	Opponent	Score	RPI	S	Opponent	Score
14	N	Iowa	71 67	42	A	North Carolina	64 63	53	H	LSU	45 58	110	H	Troy	103 67
								65	A	St. John's (NY)	57 53	147	A	Virginia	63 61
								77	A	Creighton	71 52	171	A	Mercer	57 56
								88	H	Penn St.	87 58	176	H	Georgia St.	79 43
												199	A	Milwaukee	87 62
												233	H	Florida	63 56
												236	H	Jacksonville	79 46
												278	H	North Florida	74 53
												303	N	Eastern Ky.	62 45
LAST 12 Division I GAMES:															
176	H	Georgia St.	79 43	14	N	Iowa	71 67	42	A	North Carolina	64 63	147	A	Virginia	63 61
199	A	Milwaukee	87 62	53	H	LSU	45 58	303	N	Eastern Ky.	62 45	236	H	Jacksonville	79 46
77	A	Creighton	71 52	65	A	St. John's (NY)	57 53	53	H	LSU	45 58				
65	A	St. John's (NY)	57 53	88	H	Penn St.	87 58	236	H	Jacksonville	79 46				
171	A	Mercer	57 56												

Non-Div I Games:

Florida St.

Average RPI Win:	203	WON-LOST	WINNING	LAST 10	STRENGTH OF	OPP. STRENGTH	TEAM	ADJ.	CONF.	ADJ CONF.
Average RPI Loss:	63	RECORD	PCT. RANK	GAMES	SCHEDULE	OF SCHEDULE	RPI	RPI	RPI	RPI
DIV. I ONLY	10- 5	88	7-3	197	55	108	108	17	17	
DIV. I NON-CONF.	9- 5	105	1- 0	159	64	107	107	18	18	

TOTALS	RPI 1-25	RPI 26-50	W-L RECORDS	RPI 51-100	RPI 101-150	RPI 150+				
10- 5	0- 0	0- 2	OVERALL	2- 3	2- 0	6- 0				
6- 1	0- 0	0- 0	HOME	2- 1	1- 0	3- 0				
2- 3	0- 0	0- 1	AWAY	0- 2	0- 0	2- 0				
2- 1	0- 0	0- 1	NEUTRAL	0- 0	1- 0	1- 0				
9- 5	0- 0	0- 2	NON-CONFERENCE	2- 3	2- 0	5- 0				
6- 1	0- 0	0- 0	HOME	2- 1	1- 0	3- 0				
1- 3	0- 0	0- 1	AWAY	0- 2	0- 0	1- 0				
2- 1	0- 0	0- 1	NEUTRAL	0- 0	1- 0	1- 0				
1- 0	0- 0	0- 0	CONFERENCE	0- 0	0- 0	1- 0				
0- 0	0- 0	0- 0	HOME	0- 0	0- 0	0- 0				
1- 0	0- 0	0- 0	AWAY	0- 0	0- 0	1- 0				
0- 0	0- 0	0- 0	NEUTRAL	0- 0	0- 0	0- 0				

RPI	S	Opponent	Score	RPI	S	Opponent	Score	RPI	S	Opponent	Score	RPI	S	Opponent	Score	Team's RPI: 108
27	A	Northeastern	54 58	80	H	Maine	72 64	112	N	Washington	65 57					
33	N	Texas	54 72	81	H	Middle Tenn.	61 49	131	H	Charlotte	71 64					
				82	A	Pittsburgh	62 65	203	N	Ball St.	78 70					
				87	A	Georgetown	38 58	218	A	George Washington	50 38					
				88	H	Penn St.	55 72	262	H	Columbia	68 49					
								282	A	Iona	57 40					
								318	H	Wagner	80 59					
								341	H	Manhattan	65 61					
LAST 12 Division I GAMES:																
218	A	George Washington	50 38	81	H	Middle Tenn.	61 49									
80	H	Maine	72 64	33	N	Texas	54 72									
282	A	Iona	57 40	112	N	Washington	65 57									
262	H	Columbia	68 49	87	A	Georgetown	38 58									
82	A	Pittsburgh	62 65	203	N	Ball St.	78 70									
341	H	Manhattan	65 61	131	H	Charlotte	71 64									

Non-Div I Games:

Fordham

Average RPI Win:	211	WON-LOST	WINNING	LAST 10	STRENGTH OF	OPP. STRENGTH	TEAM	ADJ.	CONF.	ADJ CONF.
Average RPI Loss:	72	RECORD	PCT. RANK	GAMES	SCHEDULE	OF SCHEDULE	RPI	RPI	RPI	RPI

DIV. I ONLY	7- 4	102	7-3	240	37	116	116	10	10
DIV. I NON-CONF.	5- 4	139	0- 0	185	45	122	122	10	10
TOTALS	RPI 1-25	RPI 26-50	W-L RECORDS	RPI 51-100	RPI 101-150	RPI 150+			
7- 4	0- 1	0- 2	OVERALL	0- 0	1- 0	6- 1			
5- 0	0- 0	0- 0	HOME	0- 0	1- 0	4- 0			
2- 4	0- 1	0- 2	AWAY	0- 0	0- 0	2- 1			
0- 0	0- 0	0- 0	NEUTRAL	0- 0	0- 0	0- 0			
5- 4	0- 1	0- 2	NON-CONFERENCE	0- 0	1- 0	4- 1			
4- 0	0- 0	0- 0	HOME	0- 0	1- 0	3- 0			
1- 4	0- 1	0- 2	AWAY	0- 0	0- 0	1- 1			
0- 0	0- 0	0- 0	NEUTRAL	0- 0	0- 0	0- 0			
2- 0	0- 0	0- 0	CONFERENCE	0- 0	0- 0	2- 0			
1- 0	0- 0	0- 0	HOME	0- 0	0- 0	1- 0			
1- 0	0- 0	0- 0	AWAY	0- 0	0- 0	1- 0			
0- 0	0- 0	0- 0	NEUTRAL	0- 0	0- 0	0- 0			

RPI 1-25	RPI 26-50	RPI 51-100	RPI 101+	Team's RPI: 116
RPI S Opponent Score	RPI S Opponent Score	RPI S Opponent Score	RPI S Opponent Score	
13 A Arizona St. 52 68	26 A UCLA 80 89		135 H UT Arlington 70 61	
	49 A Southern California 61 62		155 A Colorado St. 66 55	
			167 H Santa Clara 80 53	
			199 H Milwaukee 65 48	
			200 A Northern Ariz. 73 86	
			234 A Eastern Wash. 68 58	
			293 H San Jose St. 77 48	
			295 H Cal Poly 76 58	
LAST 12 Division I GAMES:				
167 H Santa Clara 80 53	155 A Colorado St. 66 55			
26 A UCLA 80 89	293 H San Jose St. 77 48			
234 A Eastern Wash. 68 58	13 A Arizona St. 52 68			
49 A Southern California 61 62	295 H Cal Poly 76 58			
135 H UT Arlington 70 61	200 A Northern Ariz. 73 86			
199 H Milwaukee 65 48				

Non-Div I Games: Stanislaus St. 86 51 Fresno Pacific 90 51

Fresno St.

Average RPI Win: **289**
 Average RPI Loss: **123**

WON-LOST
RECORD

WINNING
PCT. RANK

LAST 10
GAMES

STRENGTH OF
SCHEDULE

OPP. STRENGTH
OF SCHEDULE

TEAM
RPI

ADJ.
RPI

CONF.
RPI

ADJ CONF.
RPI

DIV. I ONLY	7- 6	151	6-4	296	206	213	213	25	25
DIV. I NON-CONF.	7- 6	153	0- 0	289	204	224	224	26	26
<hr/>									
TOTALS	RPI 1-25	RPI 26-50	W-L RECORDS	RPI 51-100	RPI 101-150	RPI 150+			
7- 6	0- 1	0- 1	OVERALL	0- 1	0- 1	7- 2			
5- 1	0- 0	0- 0	HOME	0- 1	0- 0	5- 0			
1- 4	0- 1	0- 1	AWAY	0- 0	0- 1	1- 1			
1- 1	0- 0	0- 0	NEUTRAL	0- 0	0- 0	1- 1			
7- 6	0- 1	0- 1	NON-CONFERENCE	0- 1	0- 1	7- 2			
5- 1	0- 0	0- 0	HOME	0- 1	0- 0	5- 0			
1- 4	0- 1	0- 1	AWAY	0- 0	0- 1	1- 1			
1- 1	0- 0	0- 0	NEUTRAL	0- 0	0- 0	1- 1			
0- 0	0- 0	0- 0	CONFERENCE	0- 0	0- 0	0- 0			
0- 0	0- 0	0- 0	HOME	0- 0	0- 0	0- 0			
0- 0	0- 0	0- 0	AWAY	0- 0	0- 0	0- 0			
0- 0	0- 0	0- 0	NEUTRAL	0- 0	0- 0	0- 0			

RPI 1-25				RPI 26-50				RPI 51-100				RPI 101+ Team's RPI: 213			
RPI	S	Opponent	Score	RPI	S	Opponent	Score	RPI	S	Opponent	Score	RPI	S	Opponent	Score
15	A	Mississippi St.	41 106	34	A	South Carolina	53 66	81	H	Middle Tenn.	71 78	119	A	Georgia	38 61
												219	N	Western Ill.	78 85
												227	H	Gardner-Webb	70 57
												248	H	UNC Asheville	58 47
												268	A	Kennesaw St.	63 74
												284	N	Fairfield	77 70
												288	H	Fla. Atlantic	73 57
												313	H	Presbyterian	76 68
												330	H	USC Upstate	78 67
												336	A	Col. of Charleston	70 67
<hr/>															
LAST 12 Division I GAMES:															
288	H	Fla. Atlantic	73 57	313	H	Presbyterian	76 68								
227	H	Gardner-Webb	70 57	34	A	South Carolina	53 66								
119	A	Georgia	38 61	219	N	Western Ill.	78 85								
248	H	UNC Asheville	58 47	284	N	Fairfield	77 70								
336	A	Col. of Charleston	70 67	330	H	USC Upstate	78 67								
15	A	Mississippi St.	41 106	268	A	Kennesaw St.	63 74								

Non-Div I Games: Coker

71 42

North Greenville 74

78

Furman

Average RPI Win: 288
Average RPI Loss: 157

WON-LOST
RECORD

WINNING
PCT. RANK

LAST 10
GAMES

STRENGTH OF
SCHEDULE

OPP. STRENGTH
OF SCHEDULE

TEAM
RPI

ADJ.
RPI

CONF.
RPI

ADJ CONF.
RPI

DIV. I ONLY	4- 8	248	5-5	163	338	252	252	15	15
DIV. I NON-CONF.	4- 6	212	0- 0	165	346	226	226	16	16
TOTALS	RPI 1-25	RPI 26-50	W-L RECORDS	RPI 51-100	RPI 101-150	RPI 150+			
4- 8	0- 0	0- 0	OVERALL	0- 1	0- 4	4- 3			
2- 4	0- 0	0- 0	HOME	0- 0	0- 2	2- 2			
2- 4	0- 0	0- 0	AWAY	0- 1	0- 2	2- 1			
0- 0	0- 0	0- 0	NEUTRAL	0- 0	0- 0	0- 0			
4- 6	0- 0	0- 0	NON-CONFERENCE	0- 1	0- 2	4- 3			
2- 2	0- 0	0- 0	HOME	0- 0	0- 0	2- 2			
2- 4	0- 0	0- 0	AWAY	0- 1	0- 2	2- 1			
0- 0	0- 0	0- 0	NEUTRAL	0- 0	0- 0	0- 0			
0- 2	0- 0	0- 0	CONFERENCE	0- 0	0- 2	0- 0			
0- 2	0- 0	0- 0	HOME	0- 0	0- 2	0- 0			
0- 0	0- 0	0- 0	AWAY	0- 0	0- 0	0- 0			
0- 0	0- 0	0- 0	NEUTRAL	0- 0	0- 0	0- 0			

RPI 1-25				RPI 26-50				RPI 51-100				RPI 101+				Team's RPI: 252	
RPI	S	Opponent	Score	RPI	S	Opponent	Score	RPI	S	Opponent	Score	RPI	S	Opponent	Score		
								60	A	Vi rgi ni a Tech	49	78	119	A	Georgi a	38	81
														H	Texas St.	52	64
														A	Stony Brook	43	72
														H	UT Arlington	53	74
														H	Mercer	72	79
														H	Bethune-Cookman	77	76
														H	Wofford	65	81
														A	Kennesaw St.	59	78
														H	Wi nthrop	64	55
														A	Presbyteri an	69	68
														A	Savannah St.	82	71
LAST 12 Di vi si on I GAMES:																	
313	A	Presbyteri an	69	68	135	H	UT Arl ington	53	74								
268	A	Kennesaw St.	59	78	122	H	Texas St.	52	64								
214	H	Bethune-Cookman	77	76	119	A	Georgi a	38	81								
134	A	Stony Brook	43	72	279	H	Wi nthrop	64	55								
347	A	Savannah St.	82	71	60	A	Vi rgi ni a Tech	49	78								
171	H	Mercer	72	79	250	H	Wofford	65	81								

Non-Div I Games: Coastal Ga. 68 46

Ga. Southern

Average RPI Win:	244	WON-LOST	WINNING	LAST 10	STRENGTH OF	OPP. STRENGTH	TEAM	ADJ.	CONF.	ADJ CONF.
Average RPI Loss:	205	RECORD	PCT. RANK	GAMES	SCHEDULE	OF SCHEDULE	RPI	RPI	RPI	RPI
DIV. I ONLY	4- 6	223	5-5	270	310	227	227	29	29	
DIV. I NON-CONF.	3- 6	241	0- 0	296	280	280	280	29	29	

TOTALS	RPI 1-25	RPI 26-50	W-L RECORDS	RPI 51-100	RPI 101-150	RPI 150+				
4- 6	0- 0	0- 0	OVERALL	0- 0	0- 0	4- 6				
1- 2	0- 0	0- 0	HOME	0- 0	0- 0	1- 2				
3- 4	0- 0	0- 0	AWAY	0- 0	0- 0	3- 4				
0- 0	0- 0	0- 0	NEUTRAL	0- 0	0- 0	0- 0				
3- 6	0- 0	0- 0	NON-CONFERENCE	0- 0	0- 0	3- 6				
1- 2	0- 0	0- 0	HOME	0- 0	0- 0	1- 2				
2- 4	0- 0	0- 0	AWAY	0- 0	0- 0	2- 4				
0- 0	0- 0	0- 0	NEUTRAL	0- 0	0- 0	0- 0				
1- 0	0- 0	0- 0	CONFERENCE	0- 0	0- 0	1- 0				
0- 0	0- 0	0- 0	HOME	0- 0	0- 0	0- 0				
1- 0	0- 0	0- 0	AWAY	0- 0	0- 0	1- 0				
0- 0	0- 0	0- 0	NEUTRAL	0- 0	0- 0	0- 0				

RPI 1-25				RPI 26-50				RPI 51-100				RPI 101+				Team's RPI: 227
RPI	S	Opponent	Score	RPI	S	Opponent	Score	RPI	S	Opponent	Score	RPI	S	Opponent	Score	
												169	A	Drexel	48	65
												183	H	Davi dson	54	49
												191	H	Morehead St.	69	84
												201	H	Mt. St. Mary' s	62	69
												206	A	Del aware	45	69
												213	A	Furman	57	70
												233	A	Flori da	60	58
												238	A	Campbel l	52	38
												250	A	Wofford	53	59
												320	A	Western Caro.	62	52
LAST 12 Division I GAMES:																
213	A	Furman	57	70	238	A	Campbel l	52	38							
201	H	Mt. St. Mary' s	62	69	320	A	Western Caro.	62	52							
250	A	Wofford	53	59	206	A	Del aware	45	69							
183	H	Davi dson	54	49	169	A	Drexel	48	65							
191	H	Morehead St.	69	84												
233	A	Flori da	60	58												

Non-Div I Games: Converse 79 51 Warren Wilson 100 37 Pfeiffer 82 46

Gardner-Webb

Average RPI Win:	249	WON-LOST	WINNING	LAST 10	STRENGTH OF	OPP. STRENGTH	TEAM	ADJ.	CONF.	ADJ CONF.
Average RPI Loss:	142	RECORD	PCT. RANK	GAMES	SCHEDULE	OF SCHEDULE	RPI	RPI	RPI	RPI
DIV. I ONLY	8- 6	132	5-5	330	119	208	208	17	17	
DIV. I NON-CONF.	8- 5	120	0- 0	331	114	204	204	18	18	

TOTALS	RPI 1-25	RPI 26-50	W-L RECORDS	RPI 51-100	RPI 101-150	RPI 150+				
8- 6	0- 0	0- 1	OVERALL	0- 0	0- 2	8- 3				
5- 1	0- 0	0- 0	HOME	0- 0	0- 1	5- 0				
3- 5	0- 0	0- 1	AWAY	0- 0	0- 1	3- 3				
0- 0	0- 0	0- 0	NEUTRAL	0- 0	0- 0	0- 0				
8- 5	0- 0	0- 1	NON-CONFERENCE	0- 0	0- 2	8- 2				
5- 1	0- 0	0- 0	HOME	0- 0	0- 1	5- 0				
3- 4	0- 0	0- 1	AWAY	0- 0	0- 1	3- 2				
0- 0	0- 0	0- 0	NEUTRAL	0- 0	0- 0	0- 0				
0- 1	0- 0	0- 0	CONFERENCE	0- 0	0- 0	0- 1				
0- 0	0- 0	0- 0	HOME	0- 0	0- 0	0- 0				
0- 1	0- 0	0- 0	AWAY	0- 0	0- 0	0- 1				
0- 0	0- 0	0- 0	NEUTRAL	0- 0	0- 0	0- 0				

RPI 1-25				RPI 26-50				RPI 51-100				RPI 101+ Team's RPI: 208			
RPI	S	Opponent	Score	RPI	S	Opponent	Score	RPI	S	Opponent	Score	RPI	S	Opponent	Score
				47	A	Kansas	56 77					112	A	Washington	52 81
												118	H	Houston	56 66
												168	A	American	71 86
												174	A	UMKC	91 84
												183	A	Davi dson	59 67
												194	A	Air Force	78 71
												198	H	UMES	70 49
												206	H	Del aware	72 46
												222	A	Howard	59 73
												273	H	Col gate	64 61
												303	A	Eastern Ky.	91 75
												307	H	Loyol a Maryl and	70 38
												336	H	Col . of Charl eston	66 52
LAST 12 Division I GAMES:															
				112	A	Washington	52 81	183	A	Davi dson	59 67				
				222	A	Howard	59 73	336	H	Col . of Charl eston	66 52				
				174	A	UMKC	91 84	198	H	UMES	70 49				
				47	A	Kansas	56 77	118	H	Houston	56 66				
				273	H	Col gate	64 61	303	A	Eastern Ky.	91 75				
				168	A	American	71 86	206	H	Del aware	72 46				

Non-Div I Games:

George Mason

Average RPI Win: 171

WON-LOST

WINNING

LAST 10

STRENGTH OF

OPP. STRENGTH

TEAM

ADJ.

CONF.

ADJ CONF.

Average RPI Loss: 116

RECORD

PCT. RANK

GAMES

SCHEDULE

OF SCHEDULE

RPI

RPI

RPI

RPI

DIV. I ONLY	3- 11	295	2-8	37	163	218	218	17	17
DIV. I NON-CONF.	3- 10	278	0- 0	48	157	229	229	18	18
<hr/>									
TOTALS	RPI 1-25	RPI 26-50	W-L RECORDS	RPI 51-100	RPI 101-150	RPI 150+			
3- 11	0- 1	0- 2	OVERALL	0- 2	2- 3	1- 3			
3- 5	0- 0	0- 2	HOME	0- 0	2- 1	1- 2			
0- 4	0- 0	0- 0	AWAY	0- 1	0- 2	0- 1			
0- 2	0- 1	0- 0	NEUTRAL	0- 1	0- 0	0- 0			
3- 10	0- 1	0- 2	NON-CONFERENCE	0- 2	2- 2	1- 3			
3- 4	0- 0	0- 2	HOME	0- 0	2- 0	1- 2			
0- 4	0- 0	0- 0	AWAY	0- 1	0- 2	0- 1			
0- 2	0- 1	0- 0	NEUTRAL	0- 1	0- 0	0- 0			
0- 1	0- 0	0- 0	CONFERENCE	0- 0	0- 1	0- 0			
0- 1	0- 0	0- 0	HOME	0- 0	0- 1	0- 0			
0- 0	0- 0	0- 0	AWAY	0- 0	0- 0	0- 0			
0- 0	0- 0	0- 0	NEUTRAL	0- 0	0- 0	0- 0			

RPI 1-25				RPI 26-50				RPI 51-100				RPI 101+ Team's RPI: 218			
RPI	S	Opponent	Score	RPI	S	Opponent	Score	RPI	S	Opponent	Score	RPI	S	Opponent	Score
9	N	NC State	61 69	32	H	Maryland	30 69	54	N	Georgia Tech	55 70	101	H	Princeton	64 49
				35	H	Villanova	45 60	69	A	James Madison	37 50	108	H	Fordham	38 50
												117	H	Towson	76 63
												142	A	William & Mary	59 73
												149	A	South Fla.	30 63
												171	H	Mercer	53 61
												220	H	Monmouth	51 55
												282	A	Iona	43 52
												296	H	Memphis	51 38
<hr/>															
LAST 12 Division I GAMES:															
220	H	Monmouth	51 55	108	H	Fordham	38 50								
117	H	Towson	76 63	296	H	Memphis	51 38								
9	N	NC State	61 69	142	A	William & Mary	59 73								
54	N	Georgia Tech	55 70	171	H	Mercer	53 61								
282	A	Iona	43 52	149	A	South Fla.	30 63								
32	H	Maryland	30 69	35	H	Villanova	45 60								

Non-Div I Games:

George Washington

Loss,
Non-Conf, S Site,
H Home
A Away
N Neutral

Average RPI	Win:	187	WON-LOST	WINNING	LAST 10	STRENGTH OF	OPP. STRENGTH	TEAM	ADJ.	CONF.	ADJ CONF.
Average RPI	Loss:	58	RECORD	PCT. RANK	GAMES	SCHEDULE	OF SCHEDULE	RPI	RPI	RPI	RPI
DIV. I ONLY		8- 7		162	4-6	28	94	87	87	5	5
DIV. I NON-CONF.		6- 5		143	0- 0	57	109	103	103	5	5

TOTALS	RPI 1-25		RPI 26-50		W-L RECORDS	RPI 51-100		RPI 101-150		RPI 150+	
8- 7	0- 3		0- 0		OVERALL	1- 3		3- 0		4- 1	
5- 3	0- 2		0- 0		HOME	1- 0		2- 0		2- 1	
3- 2	0- 0		0- 0		AWAY	0- 2		1- 0		2- 0	
0- 2	0- 1		0- 0		NEUTRAL	0- 1		0- 0		0- 0	
6- 5	0- 2		0- 0		NON-CONFERENCE	1- 2		1- 0		4- 1	
4- 2	0- 1		0- 0		HOME	1- 0		1- 0		2- 1	
2- 1	0- 0		0- 0		AWAY	0- 1		0- 0		2- 0	
0- 2	0- 1		0- 0		NEUTRAL	0- 1		0- 0		0- 0	
2- 2	0- 1		0- 0		CONFERENCE	0- 1		2- 0		0- 0	
1- 1	0- 1		0- 0		HOME	0- 0		1- 0		0- 0	
1- 1	0- 0		0- 0		AWAY	0- 1		1- 0		0- 0	
0- 0	0- 0		0- 0		NEUTRAL	0- 0		0- 0		0- 0	

RPI 1-25				RPI 26-50				RPI 51-100				RPI 101+			
RPI	S	Opponent	Score	RPI	S	Opponent	Score	RPI	S	Opponent	Score	RPI	S	Opponent	Score
5	N	Baylor	46 67					65	N	Buffalo	64 73	108	H	Fordham	58 38
9	H	NC State	65 76					69	A	James Madison	57 69	127	A	Providence	68 52
17	H	Butler	50 59					77	A	Creighton	38 65	144	H	Xavier	68 61
								82	H	Pittsburgh	70 41	161	H	VCU	45 47
												198	H	UMES	74 55
												253	A	Rider	79 49
												276	A	Richmond	73 53
												307	H	Loyola Maryland	45 30

LAST 12 Division I GAMES:															
161	H	VCU	45 47	77	A	Creighton	38 65								
108	H	Fordham	58 38	127	A	Providence	68 52								
5	N	Baylor	46 67	17	H	Butler	50 59								
65	N	Buffalo	64 73	144	H	Xavier	68 61								
82	H	Pittsburgh	70 41	253	A	Rider	79 49								
69	A	James Madison	57 69	9	H	NC State	65 76								

Non-Div I Games:

Georgetown

Average RPI Win:	245	WON-LOST	WINNING	LAST 10	STRENGTH OF	OPP. STRENGTH	TEAM	ADJ.	CONF.	ADJ CONF.
Average RPI Loss:	37	RECORD	PCT. RANK	GAMES	SCHEDULE	OF SCHEDULE	RPI	RPI	RPI	RPI
DIV. I ONLY	11- 4	60	8-2	228	164	119	119	6	6	
DIV. I NON-CONF.	9- 4	85	0- 0	263	207	159	159	6	6	

TOTALS	RPI 1-25	RPI 26-50	W-L RECORDS	RPI 51-100	RPI 101-150	RPI 150+				
11- 4	0- 0	0- 3	OVERALL	1- 1	0- 0	10- 0				
9- 0	0- 0	0- 0	HOME	1- 0	0- 0	8- 0				
1- 3	0- 0	0- 2	AWAY	0- 1	0- 0	1- 0				
1- 1	0- 0	0- 1	NEUTRAL	0- 0	0- 0	1- 0				
9- 4	0- 0	0- 3	NON-CONFERENCE	0- 1	0- 0	9- 0				
8- 0	0- 0	0- 0	HOME	0- 0	0- 0	8- 0				
0- 3	0- 0	0- 2	AWAY	0- 1	0- 0	0- 0				
1- 1	0- 0	0- 1	NEUTRAL	0- 0	0- 0	1- 0				
2- 0	0- 0	0- 0	CONFERENCE	1- 0	0- 0	1- 0				
1- 0	0- 0	0- 0	HOME	1- 0	0- 0	0- 0				
1- 0	0- 0	0- 0	AWAY	0- 0	0- 0	1- 0				
0- 0	0- 0	0- 0	NEUTRAL	0- 0	0- 0	0- 0				

RPI	S	Opponent	Score	RPI	S	Opponent	Score	RPI	S	Opponent	Score	RPI	S	Opponent	Score	Team's RPI: 119
26	A	UCLA	69 80	53	H	LSU	63 50	171	H	Mercer	67 60					
32	N	Maryl and	51 58	54	A	Georgi a Tech	53 63	172	A	Vanderbi l t	71 64					
35	A	Vi llanova	56 62					213	H	Furman	61 38					
								235	H	St. Bonaventure	67 40					
								252	H	Ga. Southern	81 38					
								279	H	Winthrop	85 39					
								313	H	Presbyteri an	83 59					
								324	H	Lipscomb	77 45					
								334	N	Morgan St.	60 33					
								349	H	Charleston So.	83 75					
LAST 12 Division I GAMES:																
213	H	Furman	61 38	172	A	Vanderbi l t	71 64									
349	H	Charleston So.	83 75	53	H	LSU	63 50									
171	H	Mercer	67 60	313	H	Presbyteri an	83 59									
32	N	Maryl and	51 58	252	H	Ga. Southern	81 38									
334	N	Morgan St.	60 33	324	H	Lipscomb	77 45									
54	A	Georgi a Tech	53 63	35	A	Vi llanova	56 62									

Non-Div I Games:

Georgia

Average RPI Win:	268	WON-LOST	WINNING	LAST 10	STRENGTH OF	OPP. STRENGTH	TEAM	ADJ.	CONF.	ADJ CONF.
Average RPI Loss:	95	RECORD	PCT. RANK	GAMES	SCHEDULE	OF SCHEDULE	RPI	RPI	RPI	RPI
DIV. I ONLY	7- 6	151	4-6	174	265	176	176	15	15	
DIV. I NON-CONF.	6- 5	143	0- 0	196	278	173	173	16	16	

TOTALS	RPI 1-25	RPI 26-50	W-L RECORDS	RPI 51-100	RPI 101-150	RPI 150+				
7- 6	0- 1	0- 0	OVERALL	0- 2	1- 2	6- 1				
5- 2	0- 0	0- 0	HOME	0- 1	1- 1	4- 0				
2- 4	0- 1	0- 0	AWAY	0- 1	0- 1	2- 1				
0- 0	0- 0	0- 0	NEUTRAL	0- 0	0- 0	0- 0				
6- 5	0- 1	0- 0	NON-CONFERENCE	0- 2	0- 1	6- 1				
4- 1	0- 0	0- 0	HOME	0- 1	0- 0	4- 0				
2- 4	0- 1	0- 0	AWAY	0- 1	0- 1	2- 1				
0- 0	0- 0	0- 0	NEUTRAL	0- 0	0- 0	0- 0				
1- 1	0- 0	0- 0	CONFERENCE	0- 0	1- 1	0- 0				
1- 1	0- 0	0- 0	HOME	0- 0	1- 1	0- 0				
0- 0	0- 0	0- 0	AWAY	0- 0	0- 0	0- 0				
0- 0	0- 0	0- 0	NEUTRAL	0- 0	0- 0	0- 0				

RPI 1-25				RPI 26-50				RPI 51-100				RPI 101+				Team's RPI: 176
RPI	S	Opponent	Score	RPI	S	Opponent	Score	RPI	S	Opponent	Score	RPI	S	Opponent	Score	
20	A	Florida St.	43 79					54	H	Georgia Tech	71 78	103	A	Rice	49 66	
								81	A	Middle Tenn.	54 69	122	H	Texas St.	60 69	
												135	H	UT Arlington	50 48	
												188	A	Jacksonville St.	56 61	
												214	H	Bethune-Cookman	62 57	
												268	H	Kennesaw St.	79 73	
												288	A	Fla. Atlantic	75 59	
												314	A	FIU	67 61	
												316	H	UNC Greensboro	70 63	
												340	H	N.C. Central	65 54	

LAST 12 Division I GAMES:																
268	H	Kennesaw St.	79 73	122	H	Texas St.	60 69	135	H	UT Arlington	50 48	20	A	Florida St.	43 79	
54	H	Georgia Tech	71 78	81	A	Middle Tenn.	54 69	214	H	Bethune-Cookman	62 57	340	H	N.C. Central	65 54	
103	A	Rice	49 66	188	A	Jacksonville St.	56 61									
314	A	FIU	67 61													
288	A	Fla. Atlantic	75 59													

Non-Div I Games:

Georgia St.

Average RPI Win:	183	WON-LOST	WINNING	LAST 10	STRENGTH OF	OPP. STRENGTH	TEAM	ADJ.	CONF.	ADJ CONF.
Average RPI Loss:	59	RECORD	PCT. RANK	GAMES	SCHEDULE	OF SCHEDULE	RPI	RPI	RPI	RPI
DIV. I ONLY	11- 4	60	7-3	117	45	54	54	1	1	
DIV. I NON-CONF.	10- 3	60	0- 0	188	80	67	67	1	1	

TOTALS	RPI 1-25	RPI 26-50	W-L RECORDS	RPI 51-100	RPI 101-150	RPI 150+				
11- 4	0- 1	0- 1	OVERALL	1- 1	4- 1	6- 0				
6- 1	0- 1	0- 0	HOME	0- 0	2- 0	4- 0				
2- 2	0- 0	0- 1	AWAY	0- 0	1- 1	1- 0				
3- 1	0- 0	0- 0	NEUTRAL	1- 1	1- 0	1- 0				
10- 3	0- 0	0- 1	NON-CONFERENCE	1- 1	3- 1	6- 0				
6- 0	0- 0	0- 0	HOME	0- 0	2- 0	4- 0				
1- 2	0- 0	0- 1	AWAY	0- 0	0- 1	1- 0				
3- 1	0- 0	0- 0	NEUTRAL	1- 1	1- 0	1- 0				
1- 1	0- 1	0- 0	CONFERENCE	0- 0	1- 0	0- 0				
0- 1	0- 1	0- 0	HOME	0- 0	0- 0	0- 0				
1- 0	0- 0	0- 0	AWAY	0- 0	1- 0	0- 0				
0- 0	0- 0	0- 0	NEUTRAL	0- 0	0- 0	0- 0				

RPI 1-25				RPI 26-50				RPI 51-100				RPI 101+			
RPI	S	Opponent	Score	RPI	S	Opponent	Score	RPI	S	Opponent	Score	RPI	S	Opponent	Score
1	H	Notre Dame	55 76	32	A	Maryland	54 67	86	N	Dayton	66 85	104	N	Idaho St.	74 51
								100	N	Seton Hall	84 73	106	A	Boston College	81 76
												118	A	Houston	89 95
												119	H	Georgia	63 53
												132	H	Appalachian St.	71 53
												176	A	Georgia St.	78 71
												218	N	George Washington	70 55
												223	H	Alabama St.	69 42
												250	H	Wofford	81 40
												268	H	Kennesaw St.	60 35
												320	H	Western Caro.	84 49

LAST 12 Division I GAMES:															
223	H	Alabama St.	69 42	1	H	Notre Dame	55 76	106	A	Boston College	81 76	250	H	Wofford	81 40
176	A	Georgia St.	78 71	86	N	Dayton	66 85	100	N	Seton Hall	84 73	268	H	Kennesaw St.	60 35
32	A	Maryland	54 67												
104	N	Idaho St.	74 51												
218	N	George Washington	70 55												
119	H	Georgia	63 53												

Non-Div I Games:

Georgia Tech

Average RPI Win: 115

Average RPI Loss: 1

WON-LOST
RECORDWINNING
PCT. RANKLAST 10
GAMESSTRENGTH OF
SCHEDULEOPP. STRENGTH
OF SCHEDULETEAM
RPIADJ.
RPICONF.
RPIADJ CONF.
RPIDIV. I ONLY
DIV. I NON-CONF.15- 1
11- 14
1310-0
1- 054
893
211
1311
137
77
7

TOTALS

RPI 1-25

RPI 26-50

W-L RECORDS

RPI 51-100

RPI 101-150

RPI 150+

15- 1

2- 1

1- 0

OVERALL

4- 0

4- 0

4- 0

8- 0

1- 0

1- 0

HOME

3- 0

2- 0

1- 0

5- 0

0- 0

0- 0

AWAY

1- 0

1- 0

3- 0

2- 1

1- 1

0- 0

NEUTRAL

0- 0

1- 0

0- 0

11- 1

2- 1

0- 0

NON-CONFERENCE

2- 0

4- 0

3- 0

6- 0

1- 0

0- 0

HOME

2- 0

2- 0

1- 0

3- 0

0- 0

0- 0

AWAY

0- 0

1- 0

2- 0

2- 1

1- 1

0- 0

NEUTRAL

0- 0

1- 0

0- 0

4- 0

0- 0

1- 0

CONFERENCE

2- 0

0- 0

1- 0

2- 0

0- 0

1- 0

HOME

1- 0

0- 0

0- 0

2- 0

0- 0

0- 0

AWAY

1- 0

0- 0

1- 0

0- 0

0- 0

0- 0

NEUTRAL

0- 0

0- 0

0- 0

RPI 1-25 Team's RPI: 11

RPI 26-50

RPI 51-100

RPI 101+

RPI	S	Opponent	Score
1	N	Notre Dame	65 81
4	H	Stanford	79 73
22	N	Rutgers	57 40

RPI	S	Opponent	Score
40	H	Saint Mary's (CA)	74 62

RPI	S	Opponent	Score
59	H	Pacific	88 65
73	H	Montana	76 52
94	A	Loyola Marymount	78 53
98	H	Washington St.	76 53

RPI	S	Opponent	Score
104	H	Idaho St.	70 51
111	N	Western Ky.	76 55
139	H	Idaho	88 51
145	A	Missouri St.	70 67
155	H	Colorado St.	50 39
180	A	Pepperdine	79 54
234	A	Eastern Wash.	63 51
264	A	UNLV	70 59

LAST 12 Division I GAMES:

139	H	Idaho	88 51	111	N	Western Ky.	76 55
145	A	Missouri St.	70 67	22	N	Rutgers	57 40
98	H	Washington St.	76 53	59	H	Pacific	88 65
4	H	Stanford	79 73	40	H	Saint Mary's (CA)	74 62
155	H	Colorado St.	50 39	180	A	Pepperdine	79 54
1	N	Notre Dame	65 81	94	A	Loyola Marymount	78 53

Non-Div I Games:

Gonzaga

Average RPI Win: 185		WON-LOST RECORD	WINNING PCT. RANK	LAST 10 GAMES	STRENGTH OF SCHEDULE	OPP. STRENGTH OF SCHEDULE	TEAM RPI	ADJ. RPI	CONF. RPI	ADJ CONF. RPI
Average RPI Loss: 116										
DIV. I ONLY		5- 9	240	4-6	59	121	121	121	28	28
DIV. I NON-CONF.		3- 9	271	0- 0	26	135	144	144	25	25
TOTALS		RPI 1-25	RPI 26-50	W-L RECORDS		RPI 51-100	RPI 101-150	RPI 150+		
5- 9	1- 1		0- 2	OVERALL		1- 1	0- 3	3- 2		
1- 0	0- 0		0- 0	HOME		0- 0	0- 0	1- 0		
2- 8	0- 0		0- 2	AWAY		0- 1	0- 3	2- 2		
2- 1	1- 1		0- 0	NEUTRAL		1- 0	0- 0	0- 0		
3- 9	1- 1		0- 2	NON-CONFERENCE		1- 1	0- 3	1- 2		
1- 0	0- 0		0- 0	HOME		0- 0	0- 0	1- 0		
0- 8	0- 0		0- 2	AWAY		0- 1	0- 3	0- 2		
2- 1	1- 1		0- 0	NEUTRAL		1- 0	0- 0	0- 0		
2- 0	0- 0		0- 0	CONFERENCE		0- 0	0- 0	2- 0		
0- 0	0- 0		0- 0	HOME		0- 0	0- 0	0- 0		
2- 0	0- 0		0- 0	AWAY		0- 0	0- 0	2- 0		
0- 0	0- 0		0- 0	NEUTRAL		0- 0	0- 0	0- 0		

RPI 1-25				RPI 26-50				RPI 51-100				RPI 101+				Team's RPI: 121	
RPI	S	Opponent	Score	RPI	S	Opponent	Score	RPI	S	Opponent	Score	RPI	S	Opponent	Score		
12	N	Indiana	65 62	39	A	Auburn	48 97	57	A	Oklahoma St.	40 86	105	A	Alabama	55 73		
16	N	South Dakota	53 67	47	A	Kansas	45 76	94	N	Loyola Marymount	62 61	135	A	UT Arlington	54 78		
												149	A	South Fla.	50 67		
												223	A	Alabama St.	80 72		
												246	A	Wichita St.	61 70		
												251	A	Southern Miss.	47 68		
												256	A	Alabama A&M	63 51		
												342	H	McNeese	75 51		
LAST 12 Division I GAMES:																	
				149	A	South Fla.	50 67	256	A	Alabama A&M	63 51						
				246	A	Wichita St.	61 70	223	A	Alabama St.	80 72						
				47	A	Kansas	45 76	57	A	Oklahoma St.	40 86						
				105	A	Alabama	55 73	94	N	Loyola Marymount	62 61						
				135	A	UT Arlington	54 78	12	N	Indiana	65 62						
				251	A	Southern Miss.	47 68	16	N	South Dakota	53 67						

Grambling

■ Loss, ■ Non-Conf, S Site, H Home A Away N Neutral

Grand Canyon

Through Games Of Jan. 8, 2019

Average RPI	Win:	327	WON-LOST	WINNING	LAST 10	STRENGTH OF	OPP. STRENGTH	TEAM	ADJ.	CONF.	ADJ CONF.
Average RPI	Loss:	185	RECORD	PCT. RANK	GAMES	SCHEDULE	OF SCHEDULE	RPI	RPI	RPI	RPI
DIV. I ONLY		3- 9		279	2-8	337	258	337	337	30	30
DIV. I NON-CONF.		2- 8		293	0- 0	310	246	341	341	30	30

TOTALS	RPI 1-25		RPI 26-50		W-L RECORDS	RPI 51-100		RPI 101-150		RPI 150+	
3- 9	0- 0		0- 0		OVERALL	0- 1		0- 2		3- 6	
2- 3	0- 0		0- 0		HOME	0- 1		0- 2		2- 0	
1- 6	0- 0		0- 0		AWAY	0- 0		0- 0		1- 6	
0- 0	0- 0		0- 0		NEUTRAL	0- 0		0- 0		0- 0	
2- 8	0- 0		0- 0		NON-CONFERENCE	0- 1		0- 2		2- 5	
2- 3	0- 0		0- 0		HOME	0- 1		0- 2		2- 0	
0- 5	0- 0		0- 0		AWAY	0- 0		0- 0		0- 5	
0- 0	0- 0		0- 0		NEUTRAL	0- 0		0- 0		0- 0	
1- 1	0- 0		0- 0		CONFERENCE	0- 0		0- 0		1- 1	
0- 0	0- 0		0- 0		HOME	0- 0		0- 0		0- 0	
1- 1	0- 0		0- 0		AWAY	0- 0		0- 0		1- 1	
0- 0	0- 0		0- 0		NEUTRAL	0- 0		0- 0		0- 0	

RPI 1-25				RPI 26-50				RPI 51-100				RPI 101+ Team's RPI: 337			
RPI	S	Opponent	Score	RPI	S	Opponent	Score	RPI	S	Opponent	Score	RPI	S	Opponent	Score
								73	H	Montana	47 69	126	H	Portland St.	55 60
												137	H	Indiana St.	81 88
												160	A	UNCW	55 77
												167	A	Santa Clara	55 75
												189	A	East Carolina	47 59
												241	A	Long Beach St.	50 57
												273	A	Utah Valley	46 57
												292	H	Incarnate Word	74 63
												299	A	UC Santa Barbara	55 66
												338	A	Seattle U	74 73
												351	H	LIU Brooklyn	65 62
LAST 12 Division I GAMES:															
299	A	UC Santa Barbara	55 66	338	A	Seattle U	74 73								
351	H	LIU Brooklyn	65 62	273	A	Utah Valley	46 57								
137	H	Indiana St.	81 88	167	A	Santa Clara	55 75								
160	A	UNCW	55 77	241	A	Long Beach St.	50 57								
189	A	East Carolina	47 59	126	H	Portland St.	55 60								
292	H	Incarnate Word	74 63	73	H	Montana	47 69								

Non-Div I Games:

Grand Canyon

■ Loss,
 ■ Non-Conf,
 ■ S Site,
 ■ H Home
 ■ A Away
 N Neutral

Average RPI Win:	137	WON-LOST	WINNING	LAST 10	STRENGTH OF	OPP. STRENGTH	TEAM	ADJ.	CONF.	ADJ CONF.
Average RPI Loss:	50	RECORD	PCT. RANK	GAMES	SCHEDULE	OF SCHEDULE	RPI	RPI	RPI	RPI
DIV. I ONLY	6- 6	168	6-4	25	28	46	46	19	19	
DIV. I NON-CONF.	4- 5	190	0- 0	8	7	42	42	17	17	

TOTALS	RPI 1-25	RPI 26-50	W-L RECORDS	RPI 51-100	RPI 101-150	RPI 150+				
6- 6	0- 2	1- 1	OVERALL	2- 3	1- 0	2- 0				
3- 1	0- 0	0- 0	HOME	2- 1	1- 0	0- 0				
3- 5	0- 2	1- 1	AWAY	0- 2	0- 0	2- 0				
0- 0	0- 0	0- 0	NEUTRAL	0- 0	0- 0	0- 0				
4- 5	0- 2	1- 1	NON-CONFERENCE	2- 2	1- 0	0- 0				
3- 1	0- 0	0- 0	HOME	2- 1	1- 0	0- 0				
1- 4	0- 2	1- 1	AWAY	0- 1	0- 0	0- 0				
0- 0	0- 0	0- 0	NEUTRAL	0- 0	0- 0	0- 0				
2- 1	0- 0	0- 0	CONFERENCE	0- 1	0- 0	2- 0				
0- 0	0- 0	0- 0	HOME	0- 0	0- 0	0- 0				
2- 1	0- 0	0- 0	AWAY	0- 1	0- 0	2- 0				
0- 0	0- 0	0- 0	NEUTRAL	0- 0	0- 0	0- 0				

RPI 1-25				RPI 26-50				RPI 51-100				RPI 101+			
RPI	S	Opponent	Score	RPI	S	Opponent	Score	RPI	S	Opponent	Score	RPI	S	Opponent	Score
16	A	South Dakota	49 55	31	A	Missouri	56 49	56	A	DePaul	64 73	138	H	Wisconsin	55 46
18	A	Marquette	54 80	37	A	South Dakota St.	47 77	79	H	Northwestern	55 57	199	A	Milwaukee	76 62
								80	H	Maine	70 39	287	A	Northern Ky.	81 61
								86	H	Dayton	51 35				
								96	A	Wright St.	67 85				

LAST 12 Division I GAMES:															
				37	A	South Dakota St.	47 77	287	A	Northern Ky.	81 61				
				86	H	Dayton	51 35	96	A	Wright St.	67 85				
				80	H	Maine	70 39	199	A	Milwaukee	76 62				
				31	A	Missouri	56 49	18	A	Marquette	54 80				
				56	A	DePaul	64 73	138	H	Wisconsin	55 46				
				79	H	Northwestern	55 57	16	A	South Dakota	49 55				

Non-Div I Games: Wisconsin-Parkside 81 32

Green Bay

Average RPI Win:	232	WON-LOST	WINNING	LAST 10	STRENGTH OF	OPP. STRENGTH	TEAM	ADJ.	CONF.	ADJ CONF.
Average RPI Loss:	149	RECORD	PCT. RANK	GAMES	SCHEDULE	OF SCHEDULE	RPI	RPI	RPI	RPI
DIV. I ONLY	5- 7	208	4-6	307	113	243	243	29	29	
DIV. I NON-CONF.	3- 7	256	0- 1	247	77	272	272	29	29	

TOTALS	RPI 1-25	RPI 26-50	W-L RECORDS	RPI 51-100	RPI 101-150	RPI 150+				
5- 7	0- 1	0- 1	OVERALL	1- 0	0- 1	4- 4				
2- 2	0- 0	0- 0	HOME	1- 0	0- 1	1- 1				
3- 3	0- 1	0- 0	AWAY	0- 0	0- 0	3- 2				
0- 2	0- 0	0- 1	NEUTRAL	0- 0	0- 0	0- 1				
3- 7	0- 1	0- 1	NON-CONFERENCE	1- 0	0- 1	2- 4				
2- 2	0- 0	0- 0	HOME	1- 0	0- 1	1- 1				
1- 3	0- 1	0- 0	AWAY	0- 0	0- 0	1- 2				
0- 2	0- 0	0- 1	NEUTRAL	0- 0	0- 0	0- 1				
2- 0	0- 0	0- 0	CONFERENCE	0- 0	0- 0	2- 0				
0- 0	0- 0	0- 0	HOME	0- 0	0- 0	0- 0				
2- 0	0- 0	0- 0	AWAY	0- 0	0- 0	2- 0				
0- 0	0- 0	0- 0	NEUTRAL	0- 0	0- 0	0- 0				

RPI 1-25				RPI 26-50				RPI 51-100				RPI 101+ Team's RPI: 243			
RPI	S	Opponent	Score	RPI	S	Opponent	Score	RPI	S	Opponent	Score	RPI	S	Opponent	Score
9	A	NC State	51 83	48	N	SFA	68 70	69	H	James Madison	72 65	128	H	Chattanooga	50 58
												175	H	Elon	62 77
												195	A	Cornell	53 79
												204	H	Samford	64 57
												224	N	Sacramento St.	61 65
												248	A	UNC Asheville	61 58
												262	A	Columbia	63 88
												288	A	Fla. Atlantic	72 68
												349	A	Charleston So.	74 66

LAST 12 Division I GAMES:															
9	A	NC State	51 83	224	N	Sacramento St.	61 65								
175	H	Elon	62 77	248	A	UNC Asheville	61 58								
204	H	Samford	64 57	349	A	Charleston So.	74 66								
69	H	James Madison	72 65	262	A	Columbia	63 88								
128	H	Chattanooga	50 58	195	A	Cornell	53 79								
288	A	Fla. Atlantic	72 68	48	N	SFA	68 70								

Non-Div I Games: Mid-Atlantic Christ.115 48

Hampton

Average RPI	Win:	219	WON-LOST	WINNING	LAST 10	STRENGTH OF	OPP. STRENGTH	TEAM	ADJ.	CONF.	ADJ CONF.
Average RPI	Loss:	54	RECORD	PCT. RANK	GAMES	SCHEDULE	OF SCHEDULE	RPI	RPI	RPI	RPI
DIV. I ONLY		8- 7		162	6-4	49	156	90	90	23	23
DIV. I NON-CONF.		7- 7		162	0- 1	76	134	111	111	23	23

TOTALS	RPI 1-25		RPI 26-50		W-L RECORDS	RPI 51-100		RPI 101-150		RPI 150+	
8- 7	0- 2		0- 3		OVERALL	1- 0		3- 1		4- 1	
4- 2	0- 0		0- 1		HOME	1- 0		1- 1		2- 0	
4- 3	0- 1		0- 2		AWAY	0- 0		2- 0		2- 0	
0- 2	0- 1		0- 0		NEUTRAL	0- 0		0- 0		0- 1	
7- 7	0- 2		0- 3		NON-CONFERENCE	1- 0		2- 1		4- 1	
4- 2	0- 0		0- 1		HOME	1- 0		1- 1		2- 0	
3- 3	0- 1		0- 2		AWAY	0- 0		1- 0		2- 0	
0- 2	0- 1		0- 0		NEUTRAL	0- 0		0- 0		0- 1	
1- 0	0- 0		0- 0		CONFERENCE	0- 0		1- 0		0- 0	
0- 0	0- 0		0- 0		HOME	0- 0		0- 0		0- 0	
1- 0	0- 0		0- 0		AWAY	0- 0		1- 0		0- 0	
0- 0	0- 0		0- 0		NEUTRAL	0- 0		0- 0		0- 0	

RPI 1-25				RPI 26-50				RPI 51-100				Team's RPI: 90				RPI 101+			
RPI	S	Opponent	Score	RPI	S	Opponent	Score	RPI	S	Opponent	Score	RPI	S	Opponent	Score	RPI	S	Opponent	Score
8	N	Louisville	69 86	28	H	Michigan St.	66 74	71	H	Harvard	73 60	101	H	Princeton	38 75				
25	A	Miami (FL)	62 75	30	A	New Mexico	65 72					134	A	Stony Brook	64 36				
				35	A	Villanova	41 59					142	H	William & Mary	50 45				
												150	A	Rhode Island	65 51				
												152	N	Southern Ill.	50 72				
												285	A	Central Conn. St.	54 52				
												309	H	Bryant	67 57				
												326	A	NJIT	84 53				
												334	H	Morgan St.	80 59				

LAST 12 Division I GAMES:																			
28	H	Michigan St.	66 74	30	A	New Mexico	65 72												
150	A	Rhode Island	65 51	25	A	Miami (FL)	62 75												
309	H	Bryant	67 57	134	A	Stony Brook	64 36												
142	H	William & Mary	50 45	326	A	NJIT	84 53												
8	N	Louisville	69 86	285	A	Central Conn. St.	54 52												
152	N	Southern Ill.	50 72	101	H	Princeton	38 75												

Non-Div I Games:

Hartford

Average RPI Win: 169

Average RPI Loss: 60

WON-LOST
RECORDWINNING
PCT. RANKLAST 10
GAMESSTRENGTH OF
SCHEDULEOPP. STRENGTH
OF SCHEDULETEAM
RPIADJ.
RPICONF.
RPIADJ CONF.
RPIDIV. I ONLY
DIV. I NON-CONF.7- 6
7- 6151
1536-4
1- 055
5822
2371
6671
6611
1211
12

TOTALS

RPI 1-25

RPI 26-50

W-L RECORDS

RPI 51-100

RPI 101-150

RPI 150+

7- 6 1- 2
2- 3 0- 1
4- 3 1- 1
1- 0 0- 00- 0
0- 0
0- 0
0- 0OVERALL
HOME
AWAY
NEUTRAL0- 4
0- 2
0- 2
0- 02- 0
1- 0
1- 0
0- 04- 0
1- 0
2- 0
1- 07- 6 1- 2
2- 3 0- 1
4- 3 1- 1
1- 0 0- 00- 0
0- 0
0- 0
0- 0NON-CONFERENCE
HOME
AWAY
NEUTRAL0- 4
0- 2
0- 2
0- 02- 0
1- 0
1- 0
0- 04- 0
1- 0
2- 0
1- 00- 0 0- 0
0- 0 0- 0
0- 0 0- 0
0- 0 0- 00- 0
0- 0
0- 0
0- 0CONFERENCE
HOME
AWAY
NEUTRAL0- 0
0- 0
0- 0
0- 00- 0
0- 0
0- 0
0- 00- 0
0- 0
0- 0
0- 0

RPI 1-25

RPI 26-50

RPI 51-100

Team's RPI: 71

RPI 101+

RPI	S	Opponent	Score
1	A	Notre Dame	58 103
21	A	Cal i forn i a	85 79
22	H	Rutgers	49 60

RPI	S	Opponent	Score
-----	---	----------	-------

RPI	S	Opponent	Score
74	A	Purdue	65 66
80	H	Mai ne	60 67
90	A	Hartford	60 73
92	H	Qui nni pi ac	67 72

RPI	S	Opponent	Score
140	H	Boston U.	67 47
150	A	Rhode Isl and	80 47
154	A	CSUN	75 55
188 N		Jacksonville St.	69 62
258	H	La Salle	88 43
269	A	Si ena	73 54

LAST 12 Di vi si on I GAMES:

92	H	Qui nni pi ac	67 72	154	A	CSUN	75 55
188 N		Jacksonville St.	69 62	21	A	Cal i forn i a	85 79
90	A	Hartford	60 73	150	A	Rhode Isl and	80 47
269	A	Si ena	73 54	140	H	Boston U.	67 47
258	H	La Salle	88 43	22	H	Rutgers	49 60
74	A	Purdue	65 66	80	H	Mai ne	60 67

H
a
r
v
a
r
dH
a
r
v
a
r
d

Non-Di v I Games:

Harvard

Average RPI Win: 247
Average RPI Loss: 155

WON-LOST
RECORD

WINNING
PCT. RANK

LAST 10
GAMES

STRENGTH OF
SCHEDULE

OPP. STRENGTH
OF SCHEDULE

TEAM
RPI

ADJ.
RPI

CONF.
RPI

ADJ CONF.
RPI

DIV. I ONLY	3- 10	286	4-6	220	145	291	291	21	21
DIV. I NON-CONF.	3- 9	271	0- 1	238	111	292	292	22	22
TOTALS	RPI 1-25	RPI 26-50	W-L RECORDS	RPI 51-100	RPI 101-150	RPI 150+			
3- 10	0- 1	0- 0	OVERALL	0- 2	1- 0	2- 7			
2- 5	0- 1	0- 0	HOME	0- 1	1- 0	1- 3			
1- 4	0- 0	0- 0	AWAY	0- 0	0- 0	1- 4			
0- 1	0- 0	0- 0	NEUTRAL	0- 1	0- 0	0- 0			
3- 9	0- 1	0- 0	NON-CONFERENCE	0- 2	1- 0	2- 6			
2- 5	0- 1	0- 0	HOME	0- 1	1- 0	1- 3			
1- 3	0- 0	0- 0	AWAY	0- 0	0- 0	1- 3			
0- 1	0- 0	0- 0	NEUTRAL	0- 1	0- 0	0- 0			
0- 1	0- 0	0- 0	CONFERENCE	0- 0	0- 0	0- 1			
0- 0	0- 0	0- 0	HOME	0- 0	0- 0	0- 0			
0- 1	0- 0	0- 0	AWAY	0- 0	0- 0	0- 1			
0- 0	0- 0	0- 0	NEUTRAL	0- 0	0- 0	0- 0			

RPI	S	Opponent	Score	RPI	S	Opponent	Score	RPI	S	Opponent	Score	RPI	S	Opponent	Score	Team's RPI: 291
4	H	Stanford	59 81					61	N	Utah	48 73	139	H	Idaho	69 61	
								97	H	FGCU	67 73	164	H	Portland	65 72	
												168	H	Ameri can	57 69	
												180	H	Pepperdi ne	64 65	
												205	A	San Diego St.	57 58	
												215	A	Cal St. Fullerton	68 72	
												221	A	San Diego	50 58	
												230	A	Nevada	78 79	
												264	A	UNLV	66 61	
												338	H	Seattle U	67 51	
LAST 12 Division I GAMES:																
97	H	FGCU	67 73	61	N	Utah	48 73	215	A	Cal St. Fullerton	68 72	230	A	Nevada	78 79	
168	H	American	57 69					264	A	UNLV	66 61					
338	H	Seattle U	67 51					139	H	Idaho	69 61					
164	H	Portland	65 72					4	H	Stanford	59 81					
221	A	San Diego	50 58													
205	A	San Diego St.	57 58													

Non-Div I Games: Hawai i Paci fic 66 51

Hawai i

Average RPI	Win:	287	WON-LOST	WINNING	LAST 10	STRENGTH OF	OPP. STRENGTH	TEAM	ADJ.	CONF.	ADJ CONF.
Average RPI	Loss:	113	RECORD	PCT. RANK	GAMES	SCHEDULE	OF SCHEDULE	RPI	RPI	RPI	RPI
DIV. I ONLY		6- 5		143	6-4	287	247	187	187	29	29
DIV. I NON-CONF.		5- 4		139	0- 0	266	231	187	187	29	29

TOTALS	RPI 1-25		RPI 26-50		W-L RECORDS	RPI 51-100		RPI 101-150		RPI 150+	
6- 5	0- 1		0- 0		OVERALL	0- 1		0- 2		6- 1	
4- 0	0- 0		0- 0		HOME	0- 0		0- 0		4- 0	
2- 5	0- 1		0- 0		AWAY	0- 1		0- 2		2- 1	
0- 0	0- 0		0- 0		NEUTRAL	0- 0		0- 0		0- 0	
5- 4	0- 1		0- 0		NON-CONFERENCE	0- 1		0- 1		5- 1	
4- 0	0- 0		0- 0		HOME	0- 0		0- 0		4- 0	
1- 4	0- 1		0- 0		AWAY	0- 1		0- 1		1- 1	
0- 0	0- 0		0- 0		NEUTRAL	0- 0		0- 0		0- 0	
1- 1	0- 0		0- 0		CONFERENCE	0- 0		0- 1		1- 0	
0- 0	0- 0		0- 0		HOME	0- 0		0- 0		0- 0	
1- 1	0- 0		0- 0		AWAY	0- 0		0- 1		1- 0	
0- 0	0- 0		0- 0		NEUTRAL	0- 0		0- 0		0- 0	

RPI 1-25				RPI 26-50				RPI 51-100				RPI 101+				Team's RPI: 187
RPI	S	Opponent	Score	RPI	S	Opponent	Score	RPI	S	Opponent	Score	RPI	S	Opponent	Score	
24	A	Kentucky	49 71					93	A	Clemson	64 83	130	A	Radford	58 80	
												136	A	Miami (OH)	55 68	
												168	H	American	66 61	
												183	A	Davidson	62 71	
												263	A	ETSU	73 65	
												304	H	Norfolk St.	83 51	
												316	H	UNC Greensboro	82 75	
												330	A	USC Upstate	87 61	
												340	H	N. C. Central	80 69	
LAST 12 Division I GAMES:																
316	H	UNC Greensboro	82 75	130	A	Radford	58 80									
183	A	Davidson	62 71	330	A	USC Upstate	87 61									
136	A	Miami (OH)	55 68	263	A	ETSU	73 65									
24	A	Kentucky	49 71	168	H	American	66 61									
340	H	N. C. Central	80 69	304	H	Norfolk St.	83 51									
				93	A	Clemson	64 83									

Non-Div I Games: Greensboro 102 50 Mars Hill 86 36

High Point

H
o
f
s
t
r
a

Hofstra				Through Games Of Jan. 8, 2019												
Average RPI Win:		260	WON-LOST RECORD		WINNING PCT. RANK		LAST 10 GAMES		STRENGTH OF SCHEDULE		OPP. STRENGTH OF SCHEDULE		TEAM RPI	ADJ. RPI	CONF. RPI	ADJ CONF. RPI
Average RPI Loss:		173														
DIV. I ONLY			5- 8		228		4-6		234		279		249	249	12	12
DIV. I NON-CONF.			5- 6		177		0- 0		249		297		221	221	14	14

TOTALS		RPI 1-25		RPI 26-50		W-L RECORDS		RPI 51-100		RPI 101-150		RPI 150+				
5- 8		0- 0		0- 0		OVERALL		0- 2		0- 2		5- 4				
1- 4		0- 0		0- 0		HOME		0- 0		0- 1		1- 3				
3- 2		0- 0		0- 0		AWAY		0- 0		0- 1		3- 1				
1- 2		0- 0		0- 0		NEUTRAL		0- 2		0- 0		1- 0				
5- 6		0- 0		0- 0		NON-CONFERENCE		0- 2		0- 1		5- 3				
1- 2		0- 0		0- 0		HOME		0- 0		0- 0		1- 2				
3- 2		0- 0		0- 0		AWAY		0- 0		0- 1		3- 1				
1- 2		0- 0		0- 0		NEUTRAL		0- 2		0- 0		1- 0				
0- 2		0- 0		0- 0		CONFERENCE		0- 0		0- 1		0- 1				
0- 2		0- 0		0- 0		HOME		0- 0		0- 1		0- 1				
0- 0		0- 0		0- 0		AWAY		0- 0		0- 0		0- 0				
0- 0		0- 0		0- 0		NEUTRAL		0- 0		0- 0		0- 0				

RPI 1-25				RPI 26-50				RPI 51-100				RPI 101+ Team's RPI: 249				
RPI	S	Opponent	Score	RPI	S	Opponent	Score	RPI	S	Opponent	Score	RPI	S	Opponent	Score	
								95	N	Marist	57 71	134	A	Stony Brook	49 77	
								96	N	Wright St.	64 93	142	H	William & Mary	55 60	
												175	H	Elon	64 77	
												226	N	Stetson	53 50	
												229	H	Sacred Heart	64 70	
												235	A	St. Bonaventure	67 59	
												247	A	Holy Cross	66 72	
												262	H	Columbia	63 65	
												269	A	Siena	57 50	
												282	H	Iona	74 49	
												289	A	UMBC	45 42	

LAST 12 Division I GAMES:																
				175	H	Elon	64 77	142	H	William & Mary	55 60					
				95	N	Marist	57 71	269	A	Siena	57 50					
				96	N	Wright St.	64 93	289	A	UMBC	45 42					
				235	A	St. Bonaventure	67 59	247	A	Holy Cross	66 72					
				134	A	Stony Brook	49 77	229	H	Sacred Heart	64 70					
				262	H	Columbia	63 65	226	N	Stetson	53 50					

H
o
f
s
t
r
a

Non-Div I Games: Wilmington (DE) 77 56

Hofstra

Average RPI Win:	272	WON-LOST	WINNING	LAST 10	STRENGTH OF	OPP. STRENGTH	TEAM	ADJ.	CONF.	ADJ CONF.
Average RPI Loss:	253	RECORD	PCT. RANK	GAMES	SCHEDULE	OF SCHEDULE	RPI	RPI	RPI	RPI
DIV. I ONLY	8- 5	109	7-3	338	327	247	247	22	22	
DIV. I NON-CONF.	8- 3	72	0- 0	339	289	202	202	24	24	

TOTALS	RPI 1-25	RPI 26-50	W-L RECORDS	RPI 51-100	RPI 101-150	RPI 150+				
8- 5	0- 0	0- 0	OVERALL	0- 0	1- 1	7- 4				
5- 2	0- 0	0- 0	HOME	0- 0	1- 0	4- 2				
3- 3	0- 0	0- 0	AWAY	0- 0	0- 1	3- 2				
0- 0	0- 0	0- 0	NEUTRAL	0- 0	0- 0	0- 0				
8- 3	0- 0	0- 0	NON-CONFERENCE	0- 0	1- 1	7- 2				
5- 1	0- 0	0- 0	HOME	0- 0	1- 0	4- 1				
3- 2	0- 0	0- 0	AWAY	0- 0	0- 1	3- 1				
0- 0	0- 0	0- 0	NEUTRAL	0- 0	0- 0	0- 0				
0- 2	0- 0	0- 0	CONFERENCE	0- 0	0- 0	0- 2				
0- 1	0- 0	0- 0	HOME	0- 0	0- 0	0- 1				
0- 1	0- 0	0- 0	AWAY	0- 0	0- 0	0- 1				
0- 0	0- 0	0- 0	NEUTRAL	0- 0	0- 0	0- 0				

RPI 1-25				RPI 26-50				RPI 51-100				RPI 101+ Team's RPI: 247			
RPI	S	Opponent	Score	RPI	S	Opponent	Score	RPI	S	Opponent	Score	RPI	S	Opponent	Score
												106	A	Boston College	63 89
												150	H	Rhode Island	73 65
												237	H	Brown	85 89
												249	H	Hofstra	72 66
												253	H	Rider	71 61
												271	H	UMass Lowell	63 54
												273	H	Colgate	67 70
												298	A	Albany (NY)	56 50
												306	A	Vermont	65 40
												309	A	Bryant	81 62
												323	A	New Hampshire	62 74
												327	A	Lafayette	63 73
												341	H	Manhattan	61 53

LAST 12 Division I GAMES:															
327	A	Lafayette	63 73	273	H	Colgate	67 70								
306	A	Vermont	65 40	309	A	Bryant	81 62								
298	A	Albany (NY)	56 50	341	H	Manhattan	61 53								
150	H	Rhode Island	73 65	323	A	New Hampshire	62 74								
237	H	Brown	85 89	249	H	Hofstra	72 66								
106	A	Boston College	63 89	271	H	UMass Lowell	63 54								

Non-Div I Games:

Holy Cross

HoustonHouston

Houston

Average RPI Win:	294	WON-LOST	WINNING	LAST 10	STRENGTH OF	OPP. STRENGTH	TEAM	ADJ.	CONF.	ADJ CONF.
Average RPI Loss:	144	RECORD	PCT. RANK	GAMES	SCHEDULE	OF SCHEDULE	RPI	RPI	RPI	RPI
DIV. I ONLY	2- 6	279	4-6	187	234	281	281	24	24	
DIV. I NON-CONF.	1- 5	311	0- 0	114	317	281	281	21	21	
<hr/>										
TOTALS	RPI 1-25	RPI 26-50	W-L RECORDS	RPI 51-100	RPI 101-150	RPI 150+				
2- 6	0- 0	0- 1	OVERALL	0- 1	0- 0	2- 4				
2- 1	0- 0	0- 0	HOME	0- 0	0- 0	2- 1				
0- 5	0- 0	0- 1	AWAY	0- 1	0- 0	0- 3				
0- 0	0- 0	0- 0	NEUTRAL	0- 0	0- 0	0- 0				
1- 5	0- 0	0- 0	NON-CONFERENCE	0- 1	0- 0	1- 4				
1- 1	0- 0	0- 0	HOME	0- 0	0- 0	1- 1				
0- 4	0- 0	0- 0	AWAY	0- 1	0- 0	0- 3				
0- 0	0- 0	0- 0	NEUTRAL	0- 0	0- 0	0- 0				
1- 1	0- 0	0- 1	CONFERENCE	0- 0	0- 0	1- 0				
1- 0	0- 0	0- 0	HOME	0- 0	0- 0	1- 0				
0- 1	0- 0	0- 1	AWAY	0- 0	0- 0	0- 0				
0- 0	0- 0	0- 0	NEUTRAL	0- 0	0- 0	0- 0				

RPI 1-25				RPI 26-50				RPI 51-100				RPI 101+				Team's RPI: 281
RPI	S	Opponent	Score	RPI	S	Opponent	Score	RPI	S	Opponent	Score	RPI	S	Opponent	Score	
				49	A	Lamar University	50 63	57	A	Oklahoma St.	44 77	156	H	Oral Roberts	56 74	
												173	A	North Texas	75 100	
												184	A	Texas Tech	76 82	
												246	A	Wichita St.	50 68	
												272	H	New Orleans	83 74	
												315	H	La. -Monroe	68 60	
<hr/>																
LAST 12 Division I GAMES:																
				272	H	New Orleans	83 74	49	A	Lamar University	50 63					
				246	A	Wichita St.	50 68	315	H	La. -Monroe	68 60					
								156	H	Oral Roberts	56 74					
								57	A	Oklahoma St.	44 77					
								173	A	North Texas	75 100					
								184	A	Texas Tech	76 82					

Non-Div I Games: Howard Payne 93 60 Tex. A&M Int'l 81 48 McMurry 92 41 Southwest (NM) 100 57
Houston Baptist

Average RPI	Win:	287	WON-LOST	WINNING	LAST 10	STRENGTH OF	OPP. STRENGTH	TEAM	ADJ.	CONF.	ADJ CONF.
Average RPI	Loss:	178	RECORD	PCT. RANK	GAMES	SCHEDULE	OF SCHEDULE	RPI	RPI	RPI	RPI
DIV. I ONLY		8- 7		162	5-5	326	283	222	222	32	32
DIV. I NON-CONF.		7- 6		153	0- 0	294	292	207	207	32	32

TOTALS	RPI 1-25		RPI 26-50		W-L RECORDS	RPI 51-100		RPI 101-150		RPI 150+	
8- 7	0- 0		0- 1		OVERALL	0- 0		0- 2		8- 4	
3- 2	0- 0		0- 0		HOME	0- 0		0- 0		3- 2	
5- 5	0- 0		0- 1		AWAY	0- 0		0- 2		5- 2	
0- 0	0- 0		0- 0		NEUTRAL	0- 0		0- 0		0- 0	
7- 6	0- 0		0- 1		NON-CONFERENCE	0- 0		0- 2		7- 3	
2- 2	0- 0		0- 0		HOME	0- 0		0- 0		2- 2	
5- 4	0- 0		0- 1		AWAY	0- 0		0- 2		5- 1	
0- 0	0- 0		0- 0		NEUTRAL	0- 0		0- 0		0- 0	
1- 1	0- 0		0- 0		CONFERENCE	0- 0		0- 0		1- 1	
1- 0	0- 0		0- 0		HOME	0- 0		0- 0		1- 0	
0- 1	0- 0		0- 0		AWAY	0- 0		0- 0		0- 1	
0- 0	0- 0		0- 0		NEUTRAL	0- 0		0- 0		0- 0	

RPI	S	Opponent	Score	RPI	S	Opponent	Score	RPI	S	Opponent	Score	RPI	S	Opponent	Score
				42	A	North Carolina	63 85					142	A	William & Mary	75 88
												146	A	Cincinnati	51 85
												171	H	Mercer	70 85
												198	A	UMES	72 80
												208	H	George Mason	73 59
												238	A	Campbell	69 64
												258	A	La Salle	57 54
												266	A	Niagara	68 61
												269	H	Siena	81 86
												276	A	Richmond	60 67
												314	A	FIU	89 62
												326	H	NJIT	77 57
												332	H	Florida A&M	74 68
												350	A	Fairleigh Dickinson	79 58

Team's RPI: 222															
LAST 12 Division I GAMES:															
				198	A	UMES	72 80					314	A	FIU	89 62
				332	H	Florida A&M	74 68					238	A	Campbell	69 64
				42	A	North Carolina	63 85					276	A	Richmond	60 67
				146	A	Cincinnati	51 85					266	A	Niagara	68 61
				171	H	Mercer	70 85					208	H	George Mason	73 59
				269	H	Siena	81 86					350	A	Fairleigh Dickinson	79 58

Non-Div I Games:

Howard

IUPUI				Through Games Of Jan. 8, 2019							
Average RPI Win:		212	WON-LOST RECORD	WINNING PCT. RANK	LAST 10 GAMES	STRENGTH OF SCHEDULE	OPP. STRENGTH OF SCHEDULE	TEAM RPI	ADJ. RPI	CONF. RPI	ADJ CONF. RPI
Average RPI Loss:		87									
DIV. I ONLY		7- 7	168	4-6	63	194	102	102	19	19	
DIV. I NON-CONF.		5- 5	162	0- 0	34	174	70	70	17	17	
<hr/>											
TOTALS		RPI 1-25	RPI 26-50		W-L RECORDS		RPI 51-100	RPI 101-150	RPI 150+		
7- 7		0- 1	0- 1		OVERALL		0- 2	2- 2	5- 1		
2- 3		0- 0	0- 1		HOME		0- 2	1- 0	1- 0		
4- 4		0- 1	0- 0		AWAY		0- 0	1- 2	3- 1		
1- 0		0- 0	0- 0		NEUTRAL		0- 0	0- 0	1- 0		
5- 5		0- 1	0- 1		NON-CONFERENCE		0- 1	2- 1	3- 1		
1- 2		0- 0	0- 1		HOME		0- 1	1- 0	0- 0		
3- 3		0- 1	0- 0		AWAY		0- 0	1- 1	2- 1		
1- 0		0- 0	0- 0		NEUTRAL		0- 0	0- 0	1- 0		
2- 2		0- 0	0- 0		CONFERENCE		0- 1	0- 1	2- 0		
1- 1		0- 0	0- 0		HOME		0- 1	0- 0	1- 0		
1- 1		0- 0	0- 0		AWAY		0- 0	0- 1	1- 0		
0- 0		0- 0	0- 0		NEUTRAL		0- 0	0- 0	0- 0		

RPI 1-25				RPI 26-50				RPI 51-100				RPI 101+ Team's RPI: 102			
RPI	S	Opponent	Score	RPI	S	Opponent	Score	RPI	S	Opponent	Score	RPI	S	Opponent	Score
14	A	Iowa	58 72	41	H	Ohio	66 73	64	H	UNI	40 53	107	A	Youngstown St.	52 70
								96	H	Wright St.	75 78	115	H	UT Martin	73 72
												137	A	Indiana St.	64 59
												138	A	Wisconsin	64 65
												152	A	Southern Ill.	73 78
												161	N	VCU	63 61
												228	A	Ole Miss	66 58
												244	A	Cleveland St.	75 50
												287	H	Northern Ky.	70 48
												310	A	UTSA	58 50
<hr/>															
LAST 12 Division I GAMES:															
107	A	Youngstown St.	52 70	41	H	Ohio	66 73	14	A	Iowa	58 72	137	A	Indiana St.	64 59
244	A	Cleveland St.	75 50					64	H	UNI	40 53	161	N	VCU	63 61
287	H	Northern Ky.	70 48					96	H	Wright St.	75 78	228	A	Ole Miss	66 58
96	H	Wright St.	75 78					152	A	Southern Ill.	73 78	244	A	Cleveland St.	75 50
152	A	Southern Ill.	73 78					310	A	UTSA	58 50	287	H	Northern Ky.	70 48
138	A	Wisconsin	64 65									310	A	UTSA	58 50

Non-Div I Games: Purdue Northwest 101 40

IUPUI

Average RPI Win:	210	WON-LOST	WINNING	LAST 10	STRENGTH OF	OPP. STRENGTH	TEAM	ADJ.	CONF.	ADJ CONF.
Average RPI Loss:	100	RECORD	PCT. RANK	GAMES	SCHEDULE	OF SCHEDULE	RPI	RPI	RPI	RPI
DIV. I ONLY	6- 7	188	4-6	133	111	139	139	14	14	
DIV. I NON-CONF.	3- 6	241	0- 0	55	86	138	138	11	11	

TOTALS	RPI 1-25	RPI 26-50	W-L RECORDS	RPI 51-100	RPI 101-150	RPI 150+				
6- 7	0- 2	0- 2	OVERALL	0- 1	1- 0	5- 2				
3- 1	0- 0	0- 0	HOME	0- 1	0- 0	3- 0				
3- 5	0- 2	0- 1	AWAY	0- 0	1- 0	2- 2				
0- 1	0- 0	0- 1	NEUTRAL	0- 0	0- 0	0- 0				
3- 6	0- 2	0- 2	NON-CONFERENCE	0- 0	0- 0	3- 2				
2- 0	0- 0	0- 0	HOME	0- 0	0- 0	2- 0				
1- 5	0- 2	0- 1	AWAY	0- 0	0- 0	1- 2				
0- 1	0- 0	0- 1	NEUTRAL	0- 0	0- 0	0- 0				
3- 1	0- 0	0- 0	CONFERENCE	0- 1	1- 0	2- 0				
1- 1	0- 0	0- 0	HOME	0- 1	0- 0	1- 0				
2- 0	0- 0	0- 0	AWAY	0- 0	1- 0	1- 0				
0- 0	0- 0	0- 0	NEUTRAL	0- 0	0- 0	0- 0				

RPI 1-25				RPI 26-50				RPI 51-100				RPI 101+				Team's RPI: 139
RPI	S	Opponent	Score	RPI	S	Opponent	Score	RPI	S	Opponent	Score	RPI	S	Opponent	Score	
4	A	Stanford	71 115	44	A	Wyoming	61 64	63	H	Northern Colo.	72 86	104	A	Idaho St.	86 72	
11	A	Gonzaga	51 88	45	N	Boise St.	85 91					154	H	CSUN	88 73	
												184	A	Texas Tech	88 77	
												234	H	Eastern Wash.	84 68	
												241	A	Long Beach St.	63 70	
												242	H	San Francisco	70 63	
												291	A	Hawaii	61 69	
												339	A	Weber St.	79 74	

LAST 12 Division I GAMES:																
63	H	Northern Colo.	72 86	44	A	Wyoming	61 64	291	A	Hawaii	61 69	242	H	San Francisco	70 63	
234	H	Eastern Wash.	84 68					241	A	Long Beach St.	63 70	45	N	Boise St.	85 91	
339	A	Weber St.	79 74					184	A	Texas Tech	88 77					
104	A	Idaho St.	86 72													
11	A	Gonzaga	51 88													
4	A	Stanford	71 115													

Non-Div I Games:

Idaho

Average RPI Win:	234	WON-LOST	WINNING	LAST 10	STRENGTH OF	OPP. STRENGTH	TEAM	ADJ.	CONF.	ADJ CONF.
Average RPI Loss:	65	RECORD	PCT. RANK	GAMES	SCHEDULE	OF SCHEDULE	RPI	RPI	RPI	RPI
DIV. I ONLY	7- 5	126	7-3	121	170	104	104	14	14	
DIV. I NON-CONF.	4- 4	162	0- 0	22	235	57	57	11	11	

TOTALS	RPI 1-25	RPI 26-50	W-L RECORDS	RPI 51-100	RPI 101-150	RPI 150+				
7- 5	0- 1	0- 0	OVERALL	0- 3	0- 1	7- 0				
3- 1	0- 0	0- 0	HOME	0- 0	0- 1	3- 0				
3- 3	0- 1	0- 0	AWAY	0- 2	0- 0	3- 0				
1- 1	0- 0	0- 0	NEUTRAL	0- 1	0- 0	1- 0				
4- 4	0- 1	0- 0	NON-CONFERENCE	0- 3	0- 0	4- 0				
2- 0	0- 0	0- 0	HOME	0- 0	0- 0	2- 0				
1- 3	0- 1	0- 0	AWAY	0- 2	0- 0	1- 0				
1- 1	0- 0	0- 0	NEUTRAL	0- 1	0- 0	1- 0				
3- 1	0- 0	0- 0	CONFERENCE	0- 0	0- 1	3- 0				
1- 1	0- 0	0- 0	HOME	0- 0	0- 1	1- 0				
2- 0	0- 0	0- 0	AWAY	0- 0	0- 0	2- 0				
0- 0	0- 0	0- 0	NEUTRAL	0- 0	0- 0	0- 0				

RPI 1-25				RPI 26-50				RPI 51-100				RPI 101+				Team's RPI: 104
RPI	S	Opponent	Score	RPI	S	Opponent	Score	RPI	S	Opponent	Score	RPI	S	Opponent	Score	
11	A	Gonzaga	51 70					54	N	Georgi a Tech	51 74	139	H	Idaho	72 86	
								58	A	Ari zona	46 71	180	H	Pepperdi ne	65 63	
								61	A	Utah	60 74	200	A	Northern Ariz.	80 69	
												216	A	Southern Utah	69 57	
												234	H	Eastern Wash.	63 48	
												267	A	Cal i forni a Bapti st	72 57	
												268	N	Kennesaw St.	60 49	
												273	H	Utah Valley	80 68	
LAST 12 Division I GAMES:																
200	A	Northern Ariz.	80 69	273	H	Utah Valley	80 68									
216	A	Southern Utah	69 57	54	N	Georgia Tech	51 74									
234	H	Eastern Wash.	63 48	268	N	Kennesaw St.	60 49									
139	H	Idaho	72 86	61	A	Utah	60 74									
180	H	Pepperdi ne	65 63	11	A	Gonzaga	51 70									
267	A	Cal i forni a Bapti st	72 57	58	A	Ari zona	46 71									

Non-Div I Games: Benedictine Mesa 88 51

Idaho St.

Average RPI Win:	227	WON-LOST	WINNING	LAST 10	STRENGTH OF	OPP. STRENGTH	TEAM	ADJ.	CONF.	ADJ CONF.
Average RPI Loss:	88	RECORD	PCT. RANK	GAMES	SCHEDULE	OF SCHEDULE	RPI	RPI	RPI	RPI
DIV. I ONLY	9- 5	96	5-5	129	200	129	129	4	4	
DIV. I NON-CONF.	8- 3	72	0- 0	255	251	169	169	4	4	

TOTALS	RPI 1-25	RPI 26-50	W-L RECORDS	RPI 51-100	RPI 101-150	RPI 150+				
9- 5	0- 1	0- 1	OVERALL	1- 2	1- 0	7- 1				
7- 2	0- 1	0- 1	HOME	0- 0	1- 0	6- 0				
2- 2	0- 0	0- 0	AWAY	1- 2	0- 0	1- 0				
0- 1	0- 0	0- 0	NEUTRAL	0- 0	0- 0	0- 1				
8- 3	0- 0	0- 1	NON-CONFERENCE	0- 1	1- 0	7- 1				
7- 1	0- 0	0- 1	HOME	0- 0	1- 0	6- 0				
1- 1	0- 0	0- 0	AWAY	0- 1	0- 0	1- 0				
0- 1	0- 0	0- 0	NEUTRAL	0- 0	0- 0	0- 1				
1- 2	0- 1	0- 0	CONFERENCE	1- 1	0- 0	0- 0				
0- 1	0- 1	0- 0	HOME	0- 0	0- 0	0- 0				
1- 1	0- 0	0- 0	AWAY	1- 1	0- 0	0- 0				
0- 0	0- 0	0- 0	NEUTRAL	0- 0	0- 0	0- 0				

RPI 1-25				RPI 26-50				RPI 51-100				RPI 101+				Team's RPI: 129
RPI	S	Opponent	Score	RPI	S	Opponent	Score	RPI	S	Opponent	Score	RPI	S	Opponent	Score	
12	H	Indiana	83 85	31	H	Missouri	45 67	72	A	Minnesota	66 62	137	H	Indiana St.	75 57	
								79	A	Northwestern	45 68	212	H	Eastern Mi ch.	72 66	
								93	A	Clemson	67 69	224	N	Sacramento St.	107 109	
												232	H	SIUE	74 57	
												256	H	Alabama A&M	88 60	
												262	H	Columbia	76 69	
												265	H	Murray St.	84 52	
												295	A	Cal Poly	74 51	
												308	H	Valparaiso	73 54	
LAST 12 Division I GAMES:																
72	A	Minnesota	66 62	265	H	Murray St.	84 52									
79	A	Northwestern	45 68	137	H	Indiana St.	75 57									
12	H	Indiana	83 85	212	H	Eastern Mi ch.	72 66									
31	H	Missouri	45 67	93	A	Clemson	67 69									
232	H	SIUE	74 57	224	N	Sacramento St.	107 109									
262	H	Columbia	76 69	295	A	Cal Poly	74 51									

Non-Div I Games:

Illinois

Average RPI Win:	211	WON-LOST	WINNING	LAST 10	STRENGTH OF	OPP. STRENGTH	TEAM	ADJ.	CONF.	ADJ CONF.
Average RPI Loss:	143	RECORD	PCT. RANK	GAMES	SCHEDULE	OF SCHEDULE	RPI	RPI	RPI	RPI
DIV. I ONLY	7- 5	126	7-3	244	169	166	166	13	13	
DIV. I NON-CONF.	6- 4	125	0- 0	288	260	184	184	13	13	

TOTALS	RPI 1-25	RPI 26-50	W-L RECORDS	RPI 51-100	RPI 101-150	RPI 150+				
7- 5	0- 2	0- 0	OVERALL	1- 0	0- 0	6- 3				
5- 1	0- 1	0- 0	HOME	1- 0	0- 0	4- 0				
2- 4	0- 1	0- 0	AWAY	0- 0	0- 0	2- 3				
0- 0	0- 0	0- 0	NEUTRAL	0- 0	0- 0	0- 0				
6- 4	0- 1	0- 0	NON-CONFERENCE	0- 0	0- 0	6- 3				
4- 0	0- 0	0- 0	HOME	0- 0	0- 0	4- 0				
2- 4	0- 1	0- 0	AWAY	0- 0	0- 0	2- 3				
0- 0	0- 0	0- 0	NEUTRAL	0- 0	0- 0	0- 0				
1- 1	0- 1	0- 0	CONFERENCE	1- 0	0- 0	0- 0				
1- 1	0- 1	0- 0	HOME	1- 0	0- 0	0- 0				
0- 0	0- 0	0- 0	AWAY	0- 0	0- 0	0- 0				
0- 0	0- 0	0- 0	NEUTRAL	0- 0	0- 0	0- 0				

RPI 1-25				RPI 26-50				RPI 51-100				RPI 101+				Team's RPI: 166
RPI	S	Opponent	Score	RPI	S	Opponent	Score	RPI	S	Opponent	Score	RPI	S	Opponent	Score	
10	H	Drake	64 82					64	H	UNI	66 64	165	H	North Dakota	67 55	
17	A	Butler	56 58									174	A	UMKC	62 55	
												202	H	Saint Louis	72 67	
												212	A	Eastern Mich.	41 50	
												232	A	SIUE	61 68	
												244	A	Cleveland St.	63 67	
												255	H	Oakland	62 56	
												287	A	Northern Ky.	58 53	
												333	H	Austin Peay	61 49	

LAST 12 Division I GAMES:																
10	H	Drake	64 82	333	H	Austin Peay	61 49									
64	H	UNI	66 64	255	H	Oakland	62 56									
174	A	UMKC	62 55	17	A	Butler	56 58									
202	H	Saint Louis	72 67	244	A	Cleveland St.	63 67									
287	A	Northern Ky.	58 53	212	A	Eastern Mich.	41 50									
232	A	SIUE	61 68	165	H	North Dakota	67 55									

Non-Div I Games: Maryville (MO) 61 52

Illinois St.

RPI 1-25				RPI 26-50				RPI 51-100				RPI 101+				Team's RPI: 292	
RPI	S	Opponent	Score	RPI	S	Opponent	Score	RPI	S	Opponent	Score	RPI	S	Opponent	Score		
13	A	Arizona St.	43 81					58	A	Arizona	42 84	103	H	Rice	63 74		
16	A	South Dakota	43 96					72	A	Minnesota	39 75	118	H	Houston	60 79		
												135	H	UT Arlington	49 97		
												181	A	Nicholls St.	62 86		
												185	A	Massachusetts	59 71		
												205	A	San Diego St.	38 81		
												337	A	Grand Canyon	63 74		
												339	H	Weber St.	64 72		
												342	A	McNeese	68 66		
LAST 12 Division I GAMES:																	
				181	A	Nicholls St.	62 86	135	H	UT Arlington	49 97						
				342	A	McNeese	68 66	58	A	Arizona	42 84						
				103	H	Rice	63 74	339	H	Weber St.	64 72						
				185	A	Massachusetts	59 71	205	A	San Diego St.	38 81						
				72	A	Minnesota	39 75	118	H	Houston	60 79						
				337	A	Grand Canyon	63 74	16	A	South Dakota	43 96						

Incarinate Word

Incarnate Word

Average RPI Win:	120	WON-LOST	WINNING	LAST 10	STRENGTH OF	OPP. STRENGTH	TEAM	ADJ.	CONF.	ADJ CONF.
Average RPI Loss:	121	RECORD	PCT. RANK	GAMES	SCHEDULE	OF SCHEDULE	RPI	RPI	RPI	RPI
DIV. I ONLY	14- 1	5	9-1	56	14	12	12	4	4	
DIV. I NON-CONF.	11- 1	13	0- 0	99	19	14	14	4	4	

TOTALS	RPI 1-25	RPI 26-50	W-L RECORDS	RPI 51-100	RPI 101-150	RPI 150+				
14- 1	2- 0	2- 0	OVERALL	4- 0	2- 1	4- 0				
8- 0	1- 0	1- 0	HOME	2- 0	1- 0	3- 0				
5- 0	0- 0	1- 0	AWAY	2- 0	1- 0	1- 0				
1- 1	1- 0	0- 0	NEUTRAL	0- 0	0- 1	0- 0				
11- 1	2- 0	1- 0	NON-CONFERENCE	3- 0	1- 1	4- 0				
6- 0	1- 0	0- 0	HOME	1- 0	1- 0	3- 0				
4- 0	0- 0	1- 0	AWAY	2- 0	0- 0	1- 0				
1- 1	1- 0	0- 0	NEUTRAL	0- 0	0- 1	0- 0				
3- 0	0- 0	1- 0	CONFERENCE	1- 0	1- 0	0- 0				
2- 0	0- 0	1- 0	HOME	1- 0	0- 0	0- 0				
1- 0	0- 0	0- 0	AWAY	0- 0	1- 0	0- 0				
0- 0	0- 0	0- 0	NEUTRAL	0- 0	0- 0	0- 0				

RPI 1-25				RPI 26-50				RPI 51-100				RPI 101+			
RPI	S	Opponent	Score	RPI	S	Opponent	Score	RPI	S	Opponent	Score	RPI	S	Opponent	Score
16	N	South Dakota	68 60	26	A	UCLA	67 65	77	H	Northern Ill.	91 73	121	N	Grambling	62 65
17	H	Butler	66 46	28	H	Michigan St.	68 64	88	H	Penn St.	83 75	129	A	Illinois	85 83
								91	A	Wake Forest	87 73	145	H	Missouri St.	98 74
								94	A	Loyola Marymount	67 43	199	H	Milwaukee	68 66
												233	H	Florida	83 64
												255	A	Oakland	59 32
												278	H	North Florida	75 52

LAST 12 Division I GAMES:															
				28	H	Michigan St.	68 64	94	A	Loyola Marymount	67 43				
				88	H	Penn St.	83 75	145	H	Missouri St.	98 74				
				129	A	Illinois	85 83	17	H	Butler	66 46				
				16	N	South Dakota	68 60	26	A	UCLA	67 65				
				121	N	Grambling	62 65	91	A	Wake Forest	87 73				
				233	H	Florida	83 64	77	H	Northern Ill.	91 73				

Non-Div I Games:

Indiana

Average RPI Win: 247

Average RPI Loss: 126

WON-LOST
RECORDWINNING
PCT. RANKLAST 10
GAMESSTRENGTH OF
SCHEDULEOPP. STRENGTH
OF SCHEDULETEAM
RPIADJ.
RPICONF.
RPIADJ CONF.
RPIDIV. I ONLY
DIV. I NON-CONF.6- 6
5- 5168
1624-6
0- 0164
176225
258137
154137
15413
1313
13

TOTALS

RPI 1-25

RPI 26-50

W-L RECORDS

RPI 51-100

RPI 101-150

RPI 150+

6- 6 0- 1
1- 1 0- 0
5- 4 0- 1
0- 1 0- 00- 0
0- 0
0- 0
0- 0OVERALL
HOME
AWAY
NEUTRAL0- 0
0- 0
0- 0
0- 00- 3
0- 1
0- 2
0- 06- 2
1- 0
5- 1
0- 15- 5 0- 1
1- 1 0- 0
4- 3 0- 1
0- 1 0- 00- 0
0- 0
0- 0
0- 0NON-CONFERENCE
HOME
AWAY
NEUTRAL0- 0
0- 0
0- 0
0- 00- 2
0- 1
0- 1
0- 05- 2
1- 0
4- 1
0- 11- 1 0- 0
0- 0 0- 0
1- 1 0- 0
0- 0 0- 00- 0
0- 0
0- 0
0- 0CONFERENCE
HOME
AWAY
NEUTRAL0- 0
0- 0
0- 0
0- 00- 1
0- 0
0- 1
0- 01- 0
0- 0
1- 0
0- 0

RPI 1-25

RPI S Opponent Score
17 A Butler 49 72

RPI 26-50

RPI S Opponent Score

RPI 51-100

RPI S Opponent Score

RPI 101+

Team's RPI: 137

RPI	S	Opponent	Score
102	H	IUPUI	59 64
129	A	Illinois	57 75
145	A	Missouri St.	58 71
151	N	UC Irvine	61 77
152	A	Southern Ill.	61 58
202	A	Saint Louis	60 56
207	A	Southeast Mo. St.	62 51
209	A	Eastern Ill.	39 63
257	A	Marshall	62 53
328	H	UIC	60 53
337	A	Grand Canyon	88 81

LAST 12 Division I GAMES:

152	A	Southern Ill.	61	58	129	A	Illinois	57	75
145	A	Missouri St.	58	71	102	H	IUPUI	59	64
209	A	Eastern Ill.	39	63	207	A	Southeast Mo. St.	62	51
17	A	Butler	49	72	151	N	UC Irvine	61	77
328	H	UIC	60	53	337	A	Grand Canyon	88	81
257	A	Marshall	62	53	202	A	Saint Louis	60	56

Non-Div I Games:

Davenport

79 43

Indiana St.

Average RPI Win:	218	WON-LOST	WINNING	LAST 10	STRENGTH OF	OPP. STRENGTH	TEAM	ADJ.	CONF.	ADJ CONF.
Average RPI Loss:	133	RECORD	PCT. RANK	GAMES	SCHEDULE	OF SCHEDULE	RPI	RPI	RPI	RPI
DIV. I ONLY	1- 12	337	1-9	79	197	282	282	27	27	
DIV. I NON-CONF.	1- 10	330	0- 0	47	160	261	261	28	28	

TOTALS	RPI 1-25	RPI 26-50	W-L RECORDS	RPI 51-100	RPI 101-150	RPI 150+				
1- 12	0- 0	0- 2	OVERALL	0- 4	0- 2	1- 4				
1- 6	0- 0	0- 1	HOME	0- 2	0- 2	1- 1				
0- 6	0- 0	0- 1	AWAY	0- 2	0- 0	0- 3				
0- 0	0- 0	0- 0	NEUTRAL	0- 0	0- 0	0- 0				
1- 10	0- 0	0- 2	NON-CONFERENCE	0- 4	0- 2	1- 2				
1- 5	0- 0	0- 1	HOME	0- 2	0- 2	1- 0				
0- 5	0- 0	0- 1	AWAY	0- 2	0- 0	0- 2				
0- 0	0- 0	0- 0	NEUTRAL	0- 0	0- 0	0- 0				
0- 2	0- 0	0- 0	CONFERENCE	0- 0	0- 0	0- 2				
0- 1	0- 0	0- 0	HOME	0- 0	0- 0	0- 1				
0- 1	0- 0	0- 0	AWAY	0- 0	0- 0	0- 1				
0- 0	0- 0	0- 0	NEUTRAL	0- 0	0- 0	0- 0				

RPI 1-25				RPI 26-50				RPI 51-100				RPI 101+				Team's RPI: 282	
RPI	S	Opponent	Score	RPI	S	Opponent	Score	RPI	S	Opponent	Score	RPI	S	Opponent	Score		
29	H	Central Mi ch.	39 82					65	H	St. John's (NY)	35 61	108	H	Fordham	40 57		
47	A	Kansas	44 75					70	A	Bucknel l	43 81	134	H	Stony Brook	51 53		
								76	H	Penn	43 66	218	H	George Washi ngton	52 43		
								89	A	Tol edo	38 84	220	H	Monmouth	38 55		
												239	A	Templ e	39 59		
												249	A	Hofstra	49 74		
												269	A	Si ena	47 59		
LAST 12 Division I GAMES:																	
269	A	Si ena	47 59	239	A	Templ e	39 59										
220	H	Monmouth	38 55	70	A	Bucknel l	43 81										
108	H	Fordham	40 57	29	H	Central Mi ch.	39 82										
134	H	Stony Brook	51 53	47	A	Kansas	44 75										
76	H	Penn	43 66	218	H	George Washi ngton	52 43										
65	H	St. John's (NY)	35 61	89	A	Tol edo	38 84										

Non-Div I Games:

Iona

Average RPI Win:	133	WON-LOST	WINNING	LAST 10	STRENGTH OF	OPP. STRENGTH	TEAM	ADJ.	CONF.	ADJ CONF.
Average RPI Loss:	16	RECORD	PCT. RANK	GAMES	SCHEDULE	OF SCHEDULE	RPI	RPI	RPI	RPI
DIV. I ONLY	11- 3	44	7-3	18	10	14	14	4	4	
DIV. I NON-CONF.	9- 2	43	0- 1	23	10	11	11	4	4	

TOTALS	RPI 1-25	RPI 26-50	W-L RECORDS	RPI 51-100	RPI 101-150	RPI 150+				
11- 3	2- 2	0- 1	OVERALL	2- 0	3- 0	4- 0				
8- 0	1- 0	0- 0	HOME	2- 0	2- 0	3- 0				
2- 2	1- 1	0- 1	AWAY	0- 0	1- 0	0- 0				
1- 1	0- 1	0- 0	NEUTRAL	0- 0	0- 0	1- 0				
9- 2	2- 2	0- 0	NON-CONFERENCE	1- 0	2- 0	4- 0				
6- 0	1- 0	0- 0	HOME	1- 0	1- 0	3- 0				
2- 1	1- 1	0- 0	AWAY	0- 0	1- 0	0- 0				
1- 1	0- 1	0- 0	NEUTRAL	0- 0	0- 0	1- 0				
2- 1	0- 0	0- 1	CONFERENCE	1- 0	1- 0	0- 0				
2- 0	0- 0	0- 0	HOME	1- 0	1- 0	0- 0				
0- 1	0- 0	0- 1	AWAY	0- 0	0- 0	0- 0				
0- 0	0- 0	0- 0	NEUTRAL	0- 0	0- 0	0- 0				

RPI	S	Opponent	Score	RPI	S	Opponent	Score	RPI	S	Opponent	Score	RPI	S	Opponent	Score
1	A	Notre Dame	71 105	28	A	Michigan St.	70 84	64	H	UNI	83 57	102	H	IUPUI	72 58
2	H	Iowa St.	73 70					85	H	Nebraska	77 71	111	A	Western Ky.	104 67
10	A	Drake	91 82									138	H	Wisconsin	71 53
20	N	Florida St.	67 71									156	H	Oral Roberts	90 77
												170	N	West Virginia	84 81
												290	H	Robert Morris	92 63
												340	H	N. C. Central	106 39

LAST 12 Division I GAMES:															
20	N	Florida St.	67 71	64	H	UNI	83 57	102	H	IUPUI	72 58	2	H	Iowa St.	73 70
138	H	Wisconsin	71 53					290	H	Robert Morris	92 63	1	A	Notre Dame	71 105
85	H	Nebraska	77 71					170	N	West Virginia	84 81				
28	A	Michigan St.	70 84												
10	A	Drake	91 82												
340	H	N. C. Central	106 39												

Non-Div I Games:

Iowa

Average RPI Win:	98	WON-LOST	WINNING	LAST 10	STRENGTH OF	OPP. STRENGTH	TEAM	ADJ.	CONF.	ADJ CONF.
Average RPI Loss:	15	RECORD	PCT. RANK	GAMES	SCHEDULE	OF SCHEDULE	RPI	RPI	RPI	RPI
DIV. I ONLY	12- 2	24	8-2	2	63	2	2	3	3	
DIV. I NON-CONF.	10- 2	37	3- 0	7	65	6	6	3	3	

TOTALS	RPI 1-25	RPI 26-50	W-L RECORDS	RPI 51-100	RPI 101-150	RPI 150+				
12- 2	2- 2	2- 0	OVERALL	4- 0	0- 0	4- 0				
10- 0	2- 0	1- 0	HOME	4- 0	0- 0	3- 0				
1- 2	0- 2	1- 0	AWAY	0- 0	0- 0	0- 0				
1- 0	0- 0	0- 0	NEUTRAL	0- 0	0- 0	1- 0				
10- 2	2- 2	1- 0	NON-CONFERENCE	3- 0	0- 0	4- 0				
9- 0	2- 0	1- 0	HOME	3- 0	0- 0	3- 0				
0- 2	0- 2	0- 0	AWAY	0- 0	0- 0	0- 0				
1- 0	0- 0	0- 0	NEUTRAL	0- 0	0- 0	1- 0				
2- 0	0- 0	1- 0	CONFERENCE	1- 0	0- 0	0- 0				
1- 0	0- 0	0- 0	HOME	1- 0	0- 0	0- 0				
1- 0	0- 0	1- 0	AWAY	0- 0	0- 0	0- 0				
0- 0	0- 0	0- 0	NEUTRAL	0- 0	0- 0	0- 0				

RPI	S	Opponent	Score	RPI	S	Opponent	Score	RPI	S	Opponent	Score	RPI	S	Opponent	Score
10	H	Drake	86 81	39	H	Auburn	67 64	52	H	Kansas St.	96 58	159	H	Prairie View	94 46
14	A	Iowa	70 73	47	A	Kansas	82 73	55	H	Arkansas	91 82	165	H	North Dakota	87 35
16	A	South Dakota	59 64					70	H	Bucknell	86 61	212	N	Eastern Mi ch.	85 59
25	H	Miami (FL)	75 52					77	H	Northern Ill.	70 60	266	H	Niagara	95 35

LAST 12 Division I GAMES:															
77	H	Northern Ill.	70 60	70	H	Bucknell	86 61								
39	H	Auburn	67 64	159	H	Prairie View	94 46								
25	H	Miami (FL)	75 52	10	H	Drake	86 81								
47	A	Kansas	82 73	165	H	North Dakota	87 35								
52	H	Kansas St.	96 58	14	A	Iowa	70 73								
16	A	South Dakota	59 64	55	H	Arkansas	91 82								

Non-Div I Games:

Iowa St.

Average RPI Win:	325	WON-LOST	WINNING	LAST 10	STRENGTH OF	OPP. STRENGTH	TEAM	ADJ.	CONF.	ADJ CONF.
Average RPI Loss:	190	RECORD	PCT. RANK	GAMES	SCHEDULE	OF SCHEDULE	RPI	RPI	RPI	RPI
DIV. I ONLY	2- 9	305	3-7	300	276	331	331	28	28	
DIV. I NON-CONF.	2- 7	288	0- 0	236	315	305	305	25	25	

TOTALS	RPI 1-25	RPI 26-50	W-L RECORDS	RPI 51-100	RPI 101-150	RPI 150+				
2- 9	0- 1	0- 0	OVERALL	0- 1	0- 1	2- 6				
1- 1	0- 0	0- 0	HOME	0- 0	0- 0	1- 1				
0- 7	0- 1	0- 0	AWAY	0- 1	0- 1	0- 4				
1- 1	0- 0	0- 0	NEUTRAL	0- 0	0- 0	1- 1				
2- 7	0- 1	0- 0	NON-CONFERENCE	0- 1	0- 1	2- 4				
1- 1	0- 0	0- 0	HOME	0- 0	0- 0	1- 1				
0- 5	0- 1	0- 0	AWAY	0- 1	0- 1	0- 2				
1- 1	0- 0	0- 0	NEUTRAL	0- 0	0- 0	1- 1				
0- 2	0- 0	0- 0	CONFERENCE	0- 0	0- 0	0- 2				
0- 0	0- 0	0- 0	HOME	0- 0	0- 0	0- 0				
0- 2	0- 0	0- 0	AWAY	0- 0	0- 0	0- 2				
0- 0	0- 0	0- 0	NEUTRAL	0- 0	0- 0	0- 0				

RPI 1-25				RPI 26-50				RPI 51-100				RPI 101+ Team's RPI: 331			
RPI	S	Opponent	Score	RPI	S	Opponent	Score	RPI	S	Opponent	Score	RPI	S	Opponent	Score
15	A	Mississippi St.	38 105					55	A	Arkansas	57 76	135	A	UT Arlington	63 99
												182	N	Akron	57 74
												223	A	Alabama St.	67 74
												231	H	Southeastern La.	45 50
												256	A	Alabama A&M	55 58
												296	A	Memphis	67 68
												317	A	Louisiana	61 68
												322	H	Central Ark.	65 56
												328	N	UIC	72 57
LAST 12 Division I GAMES:															
223	A	Alabama St.	67 74	231	H	Southeastern La.	45 50	15	A	Mississippi St.	38 105	135	A	UT Arlington	63 99
256	A	Alabama A&M	55 58	55	A	Arkansas	57 76	317	A	Louisiana	61 68	296	A	Memphis	67 68
55	A	Arkansas	57 76	328	N	UIC	72 57	322	H	Central Ark.	65 56	328	N	UIC	72 57
182	N	Akron	57 74					135	A	UT Arlington	63 99				
								296	A	Memphis	67 68				

Non-Div I Games: Spring Hill 105 57 Millsaps 88 38

Jackson St.

Average RPI Win:	301	WON-LOST	WINNING	LAST 10	STRENGTH OF	OPP. STRENGTH	TEAM	ADJ.	CONF.	ADJ CONF.
Average RPI Loss:	136	RECORD	PCT. RANK	GAMES	SCHEDULE	OF SCHEDULE	RPI	RPI	RPI	RPI
DIV. I ONLY	5- 7	208	6-4	295	228	236	236	26	26	
DIV. I NON-CONF.	4- 6	212	0- 0	231	223	215	215	27	27	

TOTALS	RPI 1-25	RPI 26-50	W-L RECORDS	RPI 51-100	RPI 101-150	RPI 150+				
5- 7	0- 1	0- 1	OVERALL	0- 2	0- 0	5- 3				
2- 1	0- 0	0- 0	HOME	0- 0	0- 0	2- 1				
3- 4	0- 1	0- 1	AWAY	0- 1	0- 0	3- 1				
0- 2	0- 0	0- 0	NEUTRAL	0- 1	0- 0	0- 1				
4- 6	0- 1	0- 1	NON-CONFERENCE	0- 2	0- 0	4- 2				
1- 1	0- 0	0- 0	HOME	0- 0	0- 0	1- 1				
3- 3	0- 1	0- 1	AWAY	0- 1	0- 0	3- 0				
0- 2	0- 0	0- 0	NEUTRAL	0- 1	0- 0	0- 1				
1- 1	0- 0	0- 0	CONFERENCE	0- 0	0- 0	1- 1				
1- 0	0- 0	0- 0	HOME	0- 0	0- 0	1- 0				
0- 1	0- 0	0- 0	AWAY	0- 0	0- 0	0- 1				
0- 0	0- 0	0- 0	NEUTRAL	0- 0	0- 0	0- 0				

RPI 1-25				RPI 26-50				RPI 51-100				RPI 101+				Team's RPI: 236
RPI	S	Opponent	Score	RPI	S	Opponent	Score	RPI	S	Opponent	Score	RPI	S	Opponent	Score	
20	A	Florida St.	46 79	43	A	Texas A&M	53 73	62	N	Old Dominion	76 78	171	H	Mercer	71 66	
								88	A	Penn St.	61 80	214	H	Bethune-Cookman	56 58	
												256	N	Alabama A&M	60 65	
												268	A	Kennesaw St.	55 75	
												314	A	FIU	73 62	
												324	H	Lipscomb	62 47	
												347	A	Savannah St.	68 58	
												349	A	Charleston So.	68 58	

LAST 12 Division I GAMES:																
268	A	Kennesaw St.	55 75	214	H	Bethune-Cookman	56 58									
324	H	Lipscomb	62 47	349	A	Charleston So.	68 58									
171	H	Mercer	71 66	62	N	Old Dominion	76 78									
314	A	FIU	73 62	347	A	Savannah St.	68 58									
256	N	Alabama A&M	60 65	20	A	Florida St.	46 79									
88	A	Penn St.	61 80	43	A	Texas A&M	53 73									

Non-Div I Games: Webber Int'l 73 39 Edward Waters 100 48 Warner 105 55

Jacksonville

Average RPI Win:	270	WON-LOST	WINNING	LAST 10	STRENGTH OF	OPP. STRENGTH	TEAM	ADJ.	CONF.	ADJ CONF.
Average RPI Loss:	108	RECORD	PCT. RANK	GAMES	SCHEDULE	OF SCHEDULE	RPI	RPI	RPI	RPI
DIV. I ONLY	6- 6	168	5-5	250	176	188	188	20	20	
DIV. I NON-CONF.	5- 5	162	0- 1	204	228	188	188	20	20	

TOTALS	RPI 1-25	RPI 26-50	W-L RECORDS	RPI 51-100	RPI 101-150	RPI 150+				
6- 6	0- 0	0- 0	OVERALL	0- 3	0- 2	6- 1				
1- 2	0- 0	0- 0	HOME	0- 0	0- 2	1- 0				
5- 2	0- 0	0- 0	AWAY	0- 1	0- 0	5- 1				
0- 2	0- 0	0- 0	NEUTRAL	0- 2	0- 0	0- 0				
5- 5	0- 0	0- 0	NON-CONFERENCE	0- 2	0- 2	5- 1				
1- 2	0- 0	0- 0	HOME	0- 0	0- 2	1- 0				
4- 1	0- 0	0- 0	AWAY	0- 0	0- 0	4- 1				
0- 2	0- 0	0- 0	NEUTRAL	0- 2	0- 0	0- 0				
1- 1	0- 0	0- 0	CONFERENCE	0- 1	0- 0	1- 0				
0- 0	0- 0	0- 0	HOME	0- 0	0- 0	0- 0				
1- 1	0- 0	0- 0	AWAY	0- 1	0- 0	1- 0				
0- 0	0- 0	0- 0	NEUTRAL	0- 0	0- 0	0- 0				

RPI 1-25				RPI 26-50				RPI 51-100				RPI 101+				Team's RPI: 188
RPI	S	Opponent	Score	RPI	S	Opponent	Score	RPI	S	Opponent	Score	RPI	S	Opponent	Score	
								51	A	Bel mont	52 66	110	H	Troy	63 89	
								71	N	Harvard	62 69	136	H	Mi ami (OH)	41 58	
								98	N	Washi ngton St.	51 64	176	H	Georgi a St.	61 56	
												184	A	Texas Tech	58 71	
												228	A	Ole Mi ss	60 49	
												256	A	Al abama A&M	55 48	
												301	A	Tennessee St.	62 52	
												324	A	Lip scomb	58 46	
												332	A	Fl ori da A&M	62 31	
LAST 12 Division I GAMES:																
				98	N	Washington St.	51 64	256	A	Al abama A&M	55 48					
				301	A	Tennessee St.	62 52	228	A	Ole Mi ss	60 49					
				51	A	Bel mont	52 66	71	N	Harvard	62 69					
				110	H	Troy	63 89	324	A	Lip scomb	58 46					
				136	H	Mi ami (OH)	41 58	184	A	Texas Tech	58 71					
				176	H	Georgi a St.	61 56	332	A	Fl ori da A&M	62 31					

Non-Div I Games: Montevallo 84 52

Jacksonville St.

Average RPI	Win:	202	WON-LOST	WINNING	LAST 10	STRENGTH OF	OPP. STRENGTH	TEAM	ADJ.	CONF.	ADJ CONF.
Average RPI	Loss:	122	RECORD	PCT. RANK	GAMES	SCHEDULE	OF SCHEDULE	RPI	RPI	RPI	RPI
DIV. I ONLY		10- 3		50	7-3	218	125	69	69	12	12
DIV. I NON-CONF.		8- 3		72	0- 0	239	127	86	86	14	14

TOTALS	RPI 1-25		RPI 26-50		W-L RECORDS	RPI 51-100		RPI 101-150		RPI 150+	
10- 3	0- 0		0- 1		OVERALL	3- 1		0- 0		7- 1	
5- 0	0- 0		0- 0		HOME	3- 0		0- 0		2- 0	
5- 3	0- 0		0- 1		AWAY	0- 1		0- 0		5- 1	
0- 0	0- 0		0- 0		NEUTRAL	0- 0		0- 0		0- 0	
8- 3	0- 0		0- 1		NON-CONFERENCE	3- 1		0- 0		5- 1	
5- 0	0- 0		0- 0		HOME	3- 0		0- 0		2- 0	
3- 3	0- 0		0- 1		AWAY	0- 1		0- 0		3- 1	
0- 0	0- 0		0- 0		NEUTRAL	0- 0		0- 0		0- 0	
2- 0	0- 0		0- 0		CONFERENCE	0- 0		0- 0		2- 0	
0- 0	0- 0		0- 0		HOME	0- 0		0- 0		0- 0	
2- 0	0- 0		0- 0		AWAY	0- 0		0- 0		2- 0	
0- 0	0- 0		0- 0		NEUTRAL	0- 0		0- 0		0- 0	

RPI 1-25				RPI 26-50				RPI 51-100				Team's RPI: 69				RPI 101+			
RPI	S	Opponent	Score	RPI	S	Opponent	Score	RPI	S	Opponent	Score	RPI	S	Opponent	Score	RPI	S	Opponent	Score
				32	A	Maryland	63 87	65	H	St. John's (NY)	64 51	169	A	Drexel	51 35				
								86	H	Dayton	68 55	206	A	Delaware	68 43				
								87	H	Georgetown	69 57	218	H	George Washington	50 37				
								91	A	Wake Forest	49 50	243	A	Hampton	65 72				
												270	A	Liberty	74 53				
												279	H	Winthrop	56 39				
												290	A	Robert Morris	59 36				
												346	A	Delaware St.	103 57				
LAST 12 Division I GAMES:																			
169	A	Drexel	51 35	86	H	Dayton	68 55	270	A	Liberty	74 53								
206	A	Delaware	68 43	279	H	Winthrop	56 39	243	A	Hampton	65 72								
290	A	Robert Morris	59 36	87	H	Georgetown	69 57	91	A	Wake Forest	49 50								
65	H	St. John's (NY)	64 51	32	A	Maryland	63 87	346	A	Delaware St.	103 57								

Non-Div I Games:

James Madison

Average RPI Win:	173	WON-LOST	WINNING	LAST 10	STRENGTH OF	OPP. STRENGTH	TEAM	ADJ.	CONF.	ADJ CONF.
Average RPI Loss:	44	RECORD	PCT. RANK	GAMES	SCHEDULE	OF SCHEDULE	RPI	RPI	RPI	RPI
DIV. I ONLY	10- 2	32	8-2	157	48	47	47	3	3	
DIV. I NON-CONF.	10- 1	19	1- 0	214	79	37	37	3	3	

TOTALS	RPI 1-25	RPI 26-50	W-L RECORDS	RPI 51-100	RPI 101-150	RPI 150+				
10- 2	0- 1	0- 0	OVERALL	3- 1	1- 0	6- 0				
7- 1	0- 1	0- 0	HOME	0- 0	1- 0	6- 0				
1- 1	0- 0	0- 0	AWAY	1- 1	0- 0	0- 0				
2- 0	0- 0	0- 0	NEUTRAL	2- 0	0- 0	0- 0				
10- 1	0- 0	0- 0	NON-CONFERENCE	3- 1	1- 0	6- 0				
7- 0	0- 0	0- 0	HOME	0- 0	1- 0	6- 0				
1- 1	0- 0	0- 0	AWAY	1- 1	0- 0	0- 0				
2- 0	0- 0	0- 0	NEUTRAL	2- 0	0- 0	0- 0				
0- 1	0- 1	0- 0	CONFERENCE	0- 0	0- 0	0- 0				
0- 1	0- 1	0- 0	HOME	0- 0	0- 0	0- 0				
0- 0	0- 0	0- 0	AWAY	0- 0	0- 0	0- 0				
0- 0	0- 0	0- 0	NEUTRAL	0- 0	0- 0	0- 0				

RPI	S	Opponent	Score	RPI	S	Opponent	Score	Team's RPI: 47	RPI	S	Opponent	Score	RPI	S	Opponent	Score
2	H	Iowa St.	73 82						53	A	LSU	68 61	121	H	Grambling	76 45
									79	N	Northwestern	66 57	156	H	Oral Roberts	70 58
									85	A	Nebraska	52 58	174	H	UMKC	67 55
									98	N	Washington St.	71 63	208	H	George Mason	77 56
													256	H	Alabama A&M	65 54
													282	H	Iona	75 44
													306	H	Vermont	77 36

LAST 12 Division I GAMES:																
79	N	Northwestern	66 57	53	A	LSU	68 61		282	H	Iona	75 44				
2	H	Iowa St.	73 82						208	H	George Mason	77 56				
306	H	Vermont	77 36						256	H	Alabama A&M	65 54				
98	N	Washington St.	71 63						156	H	Oral Roberts	70 58				
121	H	Grambling	76 45						174	H	UMKC	67 55				
85	A	Nebraska	52 58													

Non-Div I Games:

Kansas

Average RPI Win: 167

Average RPI Loss: 19

WON-LOST
RECORDWINNING
PCT. RANKLAST 10
GAMESSTRENGTH OF
SCHEDULEOPP. STRENGTH
OF SCHEDULETEAM
RPIADJ.
RPICONF.
RPIADJ CONF.
RPIDIV. I ONLY
DIV. I NON-CONF.10- 4
9- 369
627-3
0- 096
1155
2452
5652
563
33
3

TOTALS

RPI 1-25

RPI 26-50

W-L RECORDS

RPI 51-100

RPI 101-150

RPI 150+

10- 4

0- 3

1- 0

OVERALL

1- 1

2- 0

6- 0

8- 0

0- 0

1- 0

HOME

1- 0

1- 0

5- 0

1- 1

0- 1

0- 0

AWAY

0- 0

0- 0

1- 0

1- 3

0- 2

0- 0

NEUTRAL

0- 1

1- 0

0- 0

9- 3

0- 2

1- 0

NON-CONFERENCE

1- 1

1- 0

6- 0

7- 0

0- 0

1- 0

HOME

1- 0

0- 0

5- 0

1- 0

0- 0

0- 0

AWAY

0- 0

0- 0

1- 0

1- 3

0- 2

0- 0

NEUTRAL

0- 1

1- 0

0- 0

1- 1

0- 1

0- 0

CONFERENCE

0- 0

1- 0

0- 0

1- 0

0- 0

0- 0

HOME

0- 0

1- 0

0- 0

0- 1

0- 1

0- 0

AWAY

0- 0

0- 0

0- 0

0- 0

0- 0

0- 0

NEUTRAL

0- 0

0- 0

0- 0

RPI 1-25

RPI 26-50

RPI 51-100

Team's RPI: 52

RPI 101+

RPI	S	Opponent	Score
2	A	Iowa St.	58 96
3	N	Syracuse	61 70
13	N	Arizona St.	51 65

RPI	S	Opponent	Score
49	H	Lamar University	73 55

RPI	S	Opponent	Score
56	N	DePaul	59 79
64	H	UNI	72 62

RPI	S	Opponent	Score
101	N	Princeton	80 61
133	H	Oklahoma	86 56
172	H	Vanderbilt	72 61
173	H	North Texas	60 42
174	H	UMKC	61 50
177	A	Little Rock	53 47
302	H	Omaha	61 46
322	H	Central Ark.	70 54

LAST 12 Division I GAMES:

133	H	Oklahoma	86 56	49	H	Lamar University	73 55
2	A	Iowa St.	58 96	172	H	Vanderbilt	72 61
64	H	UNI	72 62	101	N	Princeton	80 61
322	H	Central Ark.	70 54	56	N	DePaul	59 79
13	N	Arizona St.	51 65	3	N	Syracuse	61 70
177	A	Little Rock	53 47	174	H	UMKC	61 50

Non-Div I Games:

Kansas St.

Loss,
 Non-Conf, S Site,
 H Home
A Away
 N Neutral

Average RPI Win:	260	WON-LOST	WINNING	LAST 10	STRENGTH OF	OPP. STRENGTH	TEAM	ADJ.	CONF.	ADJ CONF.
Average RPI Loss:	165	RECORD	PCT. RANK	GAMES	SCHEDULE	OF SCHEDULE	RPI	RPI	RPI	RPI
DIV. I ONLY	4- 10	266	3-7	180	307	268	268	26	26	
DIV. I NON-CONF.	3- 9	271	0- 0	146	276	265	265	27	27	

TOTALS	RPI 1-25	RPI 26-50	W-L RECORDS	RPI 51-100	RPI 101-150	RPI 150+				
4- 10	0- 0	0- 1	OVERALL	0- 2	0- 1	4- 6				
3- 0	0- 0	0- 0	HOME	0- 0	0- 0	3- 0				
0- 6	0- 0	0- 0	AWAY	0- 2	0- 0	0- 4				
1- 4	0- 0	0- 1	NEUTRAL	0- 0	0- 1	1- 2				
3- 9	0- 0	0- 1	NON-CONFERENCE	0- 2	0- 1	3- 5				
2- 0	0- 0	0- 0	HOME	0- 0	0- 0	2- 0				
0- 5	0- 0	0- 0	AWAY	0- 2	0- 0	0- 3				
1- 4	0- 0	0- 1	NEUTRAL	0- 0	0- 1	1- 2				
1- 1	0- 0	0- 0	CONFERENCE	0- 0	0- 0	1- 1				
1- 0	0- 0	0- 0	HOME	0- 0	0- 0	1- 0				
0- 1	0- 0	0- 0	AWAY	0- 0	0- 0	0- 1				
0- 0	0- 0	0- 0	NEUTRAL	0- 0	0- 0	0- 0				

RPI 1-25				RPI 26-50				RPI 51-100				RPI 101+ Team's RPI: 268			
RPI	S	Opponent	Score	RPI	S	Opponent	Score	RPI	S	Opponent	Score	RPI	S	Opponent	Score
				28	N	Michigan St.	51 75	54	A	Georgia Tech	35 60	104	N	Idaho St.	49 60
								100	A	Seton Hall	80 102	171	A	Mercer	48 64
												176	A	Georgia St.	73 79
												189	A	East Carolina	56 68
												213	H	Furman	74 63
												214	N	Bethune-Cookman	61 64
												236	H	Jacksonville	75 55
												252	H	Ga. Southern	78 59
												289	N	UMBC	53 57
												326	A	NJIT	60 66
												340	N	N. C. Central	78 54
LAST 12 Division I GAMES:															
				236	H	Jacksonville	75 55	171	A	Mercer	48 64				
				326	A	NJIT	60 66	252	H	Ga. Southern	78 59				
				340	N	N. C. Central	78 54	28	N	Michigan St.	51 75				
				214	N	Bethune-Cookman	61 64	104	N	Idaho St.	49 60				
				54	A	Georgia Tech	35 60	189	A	East Carolina	56 68				
				176	A	Georgia St.	73 79	213	H	Furman	74 63				

Non-Div I Games: Middle Ga. St. 80 70

Kennesaw St.

Average RPI Win: 245

Average RPI Loss: 68

WON-LOST
RECORDWINNING
PCT. RANKLAST 10
GAMESSTRENGTH OF
SCHEDULEOPP. STRENGTH
OF SCHEDULETEAM
RPIADJ.
RPICONF.
RPIADJ CONF.
RPIDIV. I ONLY
DIV. I NON-CONF.7- 4
6- 4102
1258-2
0- 0179
202137
106113
120113
1208
88
8

TOTALS

RPI 1-25

RPI 26-50

W-L RECORDS

RPI 51-100

RPI 101-150

RPI 150+

7- 4 0- 1
4- 1 0- 0
3- 3 0- 1
0- 0 0- 00- 1
0- 0
0- 1
0- 0OVERALL
HOME
AWAY
NEUTRAL0- 1
0- 0
0- 1
0- 01- 1
1- 1
0- 0
0- 06- 0
3- 0
3- 0
0- 06- 4 0- 1
3- 1 0- 0
3- 3 0- 1
0- 0 0- 00- 1
0- 0
0- 1
0- 0NON-CONFERENCE
HOME
AWAY
NEUTRAL0- 1
0- 0
0- 1
0- 01- 1
1- 1
0- 0
0- 05- 0
2- 0
3- 0
0- 01- 0 0- 0
1- 0 0- 0
0- 0 0- 0
0- 0 0- 00- 0
0- 0
0- 0
0- 0CONFERENCE
HOME
AWAY
NEUTRAL0- 0
0- 0
0- 0
0- 00- 0
0- 0
0- 0
0- 01- 0
1- 0
0- 0
0- 0

RPI 1-25

RPI 26-50

RPI 51-100

RPI 101+

Team's RPI: 113

RPI S Opponent Score
9 A NC State 61 78RPI S Opponent Score
42 A North Carolina 60 73RPI S Opponent Score
96 A Wright St. 55 61RPI S Opponent Score
107 H Youngstown St. 62 34
125 H Duquesne 72 77
212 H Eastern Mi ch. 71 64
235 A St. Bonaventure 76 64
255 H Oakland 75 65
287 H Northern Ky. 62 61
290 A Robert Morris 54 46
326 A NJIT 57 40

LAST 12 Division I GAMES:

212 H Eastern Mi ch. 71 64
326 A NJIT 57 40
235 A St. Bonaventure 76 64
290 A Robert Morris 54 46
96 A Wright St. 55 61
125 H Duquesne 72 77107 H Youngstown St. 62 34
255 H Oakland 75 65
287 H Northern Ky. 62 61
9 A NC State 61 78
42 A North Carolina 60 73

Non-Div I Games:

Clarion

92 38

Kent St.

Average RPI	Win:	170	WON-LOST	WINNING	LAST 10	STRENGTH OF	OPP. STRENGTH	TEAM	ADJ.	CONF.	ADJ CONF.
Average RPI	Loss:	12	RECORD	PCT. RANK	GAMES	SCHEDULE	OF SCHEDULE	RPI	RPI	RPI	RPI
DIV. I ONLY		14- 2	20	8-2	136	35	24	24	6	6	
DIV. I NON-CONF.		13- 1	9	0- 0	156	37	20	20	6	6	

TOTALS	RPI 1-25		RPI 26-50		W-L RECORDS		RPI 51-100		RPI 101-150		RPI 150+
14- 2	0- 2		2- 0		OVERALL		1- 0		3- 0		8- 0
11- 0	0- 0		0- 0		HOME		1- 0		2- 0		8- 0
0- 2	0- 2		0- 0		AWAY		0- 0		0- 0		0- 0
3- 0	0- 0		2- 0		NEUTRAL		0- 0		1- 0		0- 0
13- 1	0- 1		2- 0		NON-CONFERENCE		1- 0		3- 0		7- 0
10- 0	0- 0		0- 0		HOME		1- 0		2- 0		7- 0
0- 1	0- 1		0- 0		AWAY		0- 0		0- 0		0- 0
3- 0	0- 0		2- 0		NEUTRAL		0- 0		1- 0		0- 0
1- 1	0- 1		0- 0		CONFERENCE		0- 0		0- 0		1- 0
1- 0	0- 0		0- 0		HOME		0- 0		0- 0		1- 0
0- 1	0- 1		0- 0		AWAY		0- 0		0- 0		0- 0
0- 0	0- 0		0- 0		NEUTRAL		0- 0		0- 0		0- 0

RPI	S	Opponent	Score	RPI	S	Opponent	Score	RPI	S	Opponent	Score	RPI	S	Opponent	Score
8	A	Louisville	75 80	26	N	UCLA	75 74	81	H	Middle Tenn.	72 55	147	H	Virginia	63 51
15	A	Mississippi St.	71 86	42	N	North Carolina	85 75					149	N	South Fla.	85 63
												150	H	Rhode Island	75 52
												172	H	Vanderbilt	77 55
												187	H	High Point	71 49
												191	H	Morehead St.	87 57
												192	H	Southern U.	91 41
												223	H	Alabama St.	87 35
												229	H	Sacred Heart	71 43
												265	H	Murray St.	88 49
												320	H	Western Caro.	99 39

LAST 12 Division I GAMES:															
172	H	Vanderbilt	77 55	15	A	Mississippi St.	71 86	150	H	Rhode Island	75 52				
229	H	Sacred Heart	71 43					191	H	Morehead St.	87 57				
265	H	Murray St.	88 49					229	H	Sacred Heart	71 43				
320	H	Western Caro.	99 39					265	H	Murray St.	88 49				
81	H	Middle Tenn.	72 55					320	H	Western Caro.	99 39				
8	A	Louisville	75 80												

Non-Div I Games:

Kentucky

Average RPI Win:	327	WON-LOST	WINNING	LAST 10	STRENGTH OF	OPP. STRENGTH	TEAM	ADJ.	CONF.	ADJ CONF.
Average RPI Loss:	253	RECORD	PCT. RANK	GAMES	SCHEDULE	OF SCHEDULE	RPI	RPI	RPI	RPI
DIV. I ONLY	1- 12	337	1-9	327	349	351	351	31	31	
DIV. I NON-CONF.	1- 10	330	0- 0	316	350	349	349	31	31	

TOTALS	RPI 1-25	RPI 26-50	W-L RECORDS	RPI 51-100	RPI 101-150	RPI 150+				
1- 12	0- 0	0- 0	OVERALL	0- 1	0- 1	1- 10				
1- 3	0- 0	0- 0	HOME	0- 0	0- 0	1- 3				
0- 8	0- 0	0- 0	AWAY	0- 1	0- 1	0- 6				
0- 1	0- 0	0- 0	NEUTRAL	0- 0	0- 0	0- 1				
1- 10	0- 0	0- 0	NON-CONFERENCE	0- 1	0- 1	1- 8				
1- 3	0- 0	0- 0	HOME	0- 0	0- 0	1- 3				
0- 6	0- 0	0- 0	AWAY	0- 1	0- 1	0- 4				
0- 1	0- 0	0- 0	NEUTRAL	0- 0	0- 0	0- 1				
0- 2	0- 0	0- 0	CONFERENCE	0- 0	0- 0	0- 2				
0- 0	0- 0	0- 0	HOME	0- 0	0- 0	0- 0				
0- 2	0- 0	0- 0	AWAY	0- 0	0- 0	0- 2				
0- 0	0- 0	0- 0	NEUTRAL	0- 0	0- 0	0- 0				

RPI 1-25				RPI 26-50				RPI 51-100				RPI 101+ Team's RPI : 351					
RPI	S	Opponent	Score	RPI	S	Opponent	Score	RPI	S	Opponent	Score	RPI	S	Opponent	Score		
								68	A	Michigan	38	83	114	A	Lehigh	38	72
												151	N	UC Irvine	71	84	
												229	A	Sacred Heart	53	75	
												271	H	UMass Lowell	64	69	
												284	A	Fairfield	43	71	
												294	A	Saint Peter's	59	86	
												309	A	Bryant	62	69	
												311	H	Army West Point	42	57	
												326	H	NJIT	51	72	
												327	H	Lafayette	55	50	
												337	A	Grand Canyon	62	65	
												341	A	Manhattan	46	61	
LAST 12 Division I GAMES:																	
309	A	Bryant	62	69	229	A	Sacred Heart	53	75								
327	H	Lafayette	55	50	337	A	Grand Canyon	62	65								
114	A	Lehigh	38	72	151	N	UC Irvine	71	84								
326	H	NJIT	51	72	294	A	Saint Peter's	59	86								
68	A	Michigan	38	83	284	A	Fairfield	43	71								
271	H	UMass Lowell	64	69	311	H	Army West Point	42	57								

Non-Div I Games:

LIU Brooklyn

LSULSU

LSU

Average RPI Win:	257	WON-LOST	WINNING	LAST 10	STRENGTH OF	OPP. STRENGTH	TEAM	ADJ.	CONF.	ADJ CONF.
Average RPI Loss:	133	RECORD	PCT. RANK	GAMES	SCHEDULE	OF SCHEDULE	RPI	RPI	RPI	RPI
DIV. I ONLY	3- 13	304	3-7	131	205	258	258	17	17	
DIV. I NON-CONF.	3- 11	292	0- 0	141	229	262	262	18	18	

TOTALS	RPI 1-25	RPI 26-50	W-L RECORDS	RPI 51-100	RPI 101-150	RPI 150+				
3- 13	0- 0	0- 1	OVERALL	0- 5	0- 2	3- 5				
1- 3	0- 0	0- 0	HOME	0- 1	0- 0	1- 2				
0- 10	0- 0	0- 1	AWAY	0- 4	0- 2	0- 3				
2- 0	0- 0	0- 0	NEUTRAL	0- 0	0- 0	2- 0				
3- 11	0- 0	0- 1	NON-CONFERENCE	0- 4	0- 2	3- 4				
1- 3	0- 0	0- 0	HOME	0- 1	0- 0	1- 2				
0- 8	0- 0	0- 1	AWAY	0- 3	0- 2	0- 2				
2- 0	0- 0	0- 0	NEUTRAL	0- 0	0- 0	2- 0				
0- 2	0- 0	0- 0	CONFERENCE	0- 1	0- 0	0- 1				
0- 0	0- 0	0- 0	HOME	0- 0	0- 0	0- 0				
0- 2	0- 0	0- 0	AWAY	0- 1	0- 0	0- 1				
0- 0	0- 0	0- 0	NEUTRAL	0- 0	0- 0	0- 0				

RPI 1-25				RPI 26-50				RPI 51-100				RPI 101+ Team's RPI: 258			
RPI	S	Opponent	Score	RPI	S	Opponent	Score	RPI	S	Opponent	Score	RPI	S	Opponent	Score
				35	A	Villanova	68 81	65	H	St. John's (NY)	57 83	117	A	Towson	68 92
								67	A	Oregon St.	46 100	127	A	Providence	47 77
								71	A	Harvard	43 88	161	A	VCU	38 68
								76	A	Penn	34 65	169	H	Drexel	43 58
								86	A	Dayton	45 84	180	N	Pepperdine	62 55
												222	H	Howard	54 57
												239	A	Temple	47 75
												287	N	Northern Ky.	74 56
												290	A	Robert Morris	39 67
												304	H	Norfolk St.	62 52
LAST 12 Division I GAMES:															
				86	A	Dayton	45 84	161	A	VCU	38 68				
				239	A	Temple	47 75	304	H	Norfolk St.	62 52				
				127	A	Providence	47 77	76	A	Penn	34 65				
				180	N	Pepperdine	62 55	67	A	Oregon St.	46 100				
				287	N	Northern Ky.	74 56	169	H	Drexel	43 58				
				65	H	St. John's (NY)	57 83	35	A	Villanova	68 81				

Non-Div I Games:

La Salle

Average RPI Win: 298

Average RPI Loss: 207

WON-LOST
RECORDWINNING
PCT. RANKLAST 10
GAMESSTRENGTH OF
SCHEDULEOPP. STRENGTH
OF SCHEDULETEAM
RPIADJ.
RPICONF.
RPIADJ CONF.
RPIDIV. I ONLY
DIV. I NON-CONF.4- 7
4- 5236
1905-5
0- 0347
348269
288315
319315
31915
1615
16

TOTALS

RPI 1-25

RPI 26-50

W-L RECORDS

RPI 51-100

RPI 101-150

RPI 150+

4- 7

0- 0

0- 0

OVERALL

0- 0

0- 0

4- 7

2- 1

0- 0

0- 0

HOME

0- 0

0- 0

2- 1

2- 6

0- 0

0- 0

AWAY

0- 0

0- 0

2- 6

0- 0

0- 0

0- 0

NEUTRAL

0- 0

0- 0

0- 0

4- 5

0- 0

0- 0

NON-CONFERENCE

0- 0

0- 0

4- 5

2- 1

0- 0

0- 0

HOME

0- 0

0- 0

2- 1

2- 4

0- 0

0- 0

AWAY

0- 0

0- 0

2- 4

0- 0

0- 0

0- 0

NEUTRAL

0- 0

0- 0

0- 0

0- 2

0- 0

0- 0

CONFERENCE

0- 0

0- 0

0- 2

0- 0

0- 0

0- 0

HOME

0- 0

0- 0

0- 0

0- 2

0- 0

0- 0

AWAY

0- 0

0- 0

0- 2

0- 0

0- 0

0- 0

NEUTRAL

0- 0

0- 0

0- 0

RPI 1-25

RPI 26-50

RPI 51-100

RPI 101+

Team's RPI: 315

RPI S Opponent Score

RPI S Opponent Score

RPI S Opponent Score

RPI S Opponent Score

177	A	Little Rock	44	63
179	A	Arkansas St.	54	64
181	H	Ni chol l s St.	54	55
184	A	Texas Tech	42	86
217	A	SMU	38	49
231	A	Southeastern La.	42	49
254	H	Mi ssi ssi ppi Val .	72	65
272	A	New Orleans	57	44
281	A	Houston Baptist	60	68
325	A	Northwestern St.	63	55
342	H	McNeese	69	60

LAST 12 Division I GAMES:

177	A	Little Rock	44	63	179	A	Arkansas St.	54	64
281	A	Houston Baptist	60	68	272	A	New Orleans	57	44
231	A	Southeastern La.	42	49	342	H	McNeese	69	60
181	H	Ni chol l s St.	54	55	184	A	Texas Tech	42	86
254	H	Mi ssi ssi ppi Val .	72	65	217	A	SMU	38	49
325	A	Northwestern St.	63	55					

L
a
.
-
M
o
n
r
o
eL
a
.
-
M
o
n
r
o
e

Non-Div I Games: LSU-Alexandria 93 62 Ark. -Monticello 70 39

La. -Monroe

Loss, Non-Conf, S Site, H Home A Away N Neutral

Average RPI Win:	280	WON-LOST	WINNING	LAST 10	STRENGTH OF	OPP. STRENGTH	TEAM	ADJ.	CONF.	ADJ CONF.
Average RPI Loss:	256	RECORD	PCT. RANK	GAMES	SCHEDULE	OF SCHEDULE	RPI	RPI	RPI	RPI
DIV. I ONLY	6- 7	188	3-7	350	330	327	327	22	22	
DIV. I NON-CONF.	5- 6	177	0- 1	351	323	343	343	24	24	

TOTALS	RPI 1-25	RPI 26-50	W-L RECORDS	RPI 51-100	RPI 101-150	RPI 150+				
6- 7	0- 0	0- 0	OVERALL	0- 0	0- 1	6- 6				
4- 3	0- 0	0- 0	HOME	0- 0	0- 1	4- 2				
2- 3	0- 0	0- 0	AWAY	0- 0	0- 0	2- 3				
0- 1	0- 0	0- 0	NEUTRAL	0- 0	0- 0	0- 1				
5- 6	0- 0	0- 0	NON-CONFERENCE	0- 0	0- 0	5- 6				
3- 2	0- 0	0- 0	HOME	0- 0	0- 0	3- 2				
2- 3	0- 0	0- 0	AWAY	0- 0	0- 0	2- 3				
0- 1	0- 0	0- 0	NEUTRAL	0- 0	0- 0	0- 1				
1- 1	0- 0	0- 0	CONFERENCE	0- 0	0- 1	1- 0				
1- 1	0- 0	0- 0	HOME	0- 0	0- 1	1- 0				
0- 0	0- 0	0- 0	AWAY	0- 0	0- 0	0- 0				
0- 0	0- 0	0- 0	NEUTRAL	0- 0	0- 0	0- 0				

RPI 1-25				RPI 26-50				RPI 51-100				RPI 101+ Team's RPI: 327			
RPI	S	Opponent	Score	RPI	S	Opponent	Score	RPI	S	Opponent	Score	RPI	S	Opponent	Score
												114	H	Lehigh	43 70
												195	H	Cornell	59 62
												206	N	Delaware	47 65
												220	H	Monmouth	73 69
												245	H	Binghamton	59 50
												247	H	Holy Cross	73 63
												288	A	Fla. Atlantic	49 53
												294	H	Saint Peter's	60 62
												298	H	Albany (NY)	67 66
												318	A	Wagner	66 43
												341	A	Manhattan	49 60
												350	A	Fairleigh Dickinson	63 57
												351	A	LIU Brooklyn	50 55
LAST 12 Division I GAMES:															
												114	H	Lehigh	43 70
												351	A	LIU Brooklyn	50 55
												247	H	Holy Cross	73 63
												288	A	Fla. Atlantic	49 53
												294	H	Saint Peter's	60 62
												318	A	Wagner	66 43
												245	H	Binghamton	59 50

Non-Div I Games:

Lafayette

Average RPI Win: 200

Average RPI Loss: 66

WON-LOST
RECORDWINNING
PCT. RANKLAST 10
GAMESSTRENGTH OF
SCHEDULEOPP. STRENGTH
OF SCHEDULETEAM
RPIADJ.
RPICONF.
RPIADJ CONF.
RPIDIV. I ONLY
DIV. I NON-CONF.5- 4
3- 4141
1996-4
0- 024
5216
16749
2649
2624
2124
21

TOTALS

RPI 1-25

RPI 26-50

W-L RECORDS

RPI 51-100

RPI 101-150

RPI 150+

5- 4 0- 1
3- 0 0- 0
2- 3 0- 1
0- 1 0- 01- 1
0- 0
1- 0
0- 1OVERALL
HOME
AWAY
NEUTRAL1- 1
1- 0
0- 1
0- 00- 0
0- 0
0- 0
0- 03- 1
2- 0
1- 1
0- 03- 4 0- 1
1- 0 0- 0
2- 3 0- 1
0- 1 0- 01- 1
0- 0
1- 0
0- 1NON-CONFERENCE
HOME
AWAY
NEUTRAL1- 1
1- 0
0- 1
0- 00- 0
0- 0
0- 0
0- 01- 1
0- 0
1- 1
0- 02- 0 0- 0
2- 0 0- 0
0- 0 0- 0
0- 0 0- 00- 0
0- 0
0- 0
0- 0CONFERENCE
HOME
AWAY
NEUTRAL0- 0
0- 0
0- 0
0- 00- 0
0- 0
0- 0
0- 02- 0
2- 0
0- 0
0- 0

RPI 1-25

RPI 26-50

Team's RPI: 49

RPI 51-100

RPI 101+

RPI S Opponent Score
15 A Mississippi St. 53 104RPI S Opponent Score
41 N Ohio 62 87
43 A Texas A&M 74 68RPI S Opponent Score
52 A Kansas St. 55 73
59 H Pacific 82 66RPI S Opponent Score
157 A Denver 110 117
281 H Houston Baptist 63 50
300 H A&M-Corpus Christi 76 58
317 A Louisiana 79 77

LAST 12 Division I GAMES:

59 H Pacific	82 66	300 H A&M-Corpus Christi	76 58
52 A Kansas St.	55 73	281 H Houston Baptist	63 50
43 A Texas A&M	74 68	317 A Louisiana	79 77
41 N Ohio	62 87		
157 A Denver	110 117		
15 A Mississippi St.	53 104		

Non-Div I Games:

LeTourneau

104 27

Louisiana Col.

94 43

McMurry

100 37

Howard Payne

93 37

Lamar University

Average RPI Win:	263	WON-LOST	WINNING	LAST 10	STRENGTH OF	OPP. STRENGTH	TEAM	ADJ.	CONF.	ADJ CONF.
Average RPI Loss:	56	RECORD	PCT. RANK	GAMES	SCHEDULE	OF SCHEDULE	RPI	RPI	RPI	RPI

DIV. I ONLY	9- 3	55	7-3	189	266	114	114	22	22
DIV. I NON-CONF.	7- 3	83	0- 1	195	199	137	137	24	24

TOTALS	RPI 1-25	RPI 26-50	W-L RECORDS	RPI 51-100	RPI 101-150	RPI 150+			
9- 3	0- 1	0- 1	OVERALL	0- 0	0- 1	9- 0			
5- 2	0- 0	0- 1	HOME	0- 0	0- 1	5- 0			
4- 1	0- 1	0- 0	AWAY	0- 0	0- 0	4- 0			
0- 0	0- 0	0- 0	NEUTRAL	0- 0	0- 0	0- 0			
7- 3	0- 1	0- 1	NON-CONFERENCE	0- 0	0- 1	7- 0			
5- 2	0- 0	0- 1	HOME	0- 0	0- 1	5- 0			
2- 1	0- 1	0- 0	AWAY	0- 0	0- 0	2- 0			
0- 0	0- 0	0- 0	NEUTRAL	0- 0	0- 0	0- 0			
2- 0	0- 0	0- 0	CONFERENCE	0- 0	0- 0	2- 0			
0- 0	0- 0	0- 0	HOME	0- 0	0- 0	0- 0			
2- 0	0- 0	0- 0	AWAY	0- 0	0- 0	2- 0			
0- 0	0- 0	0- 0	NEUTRAL	0- 0	0- 0	0- 0			

RPI 1-25				RPI 26-50				RPI 51-100				RPI 101+ Team's RPI: 114			
RPI	S	Opponent	Score	RPI	S	Opponent	Score	RPI	S	Opponent	Score	RPI	S	Opponent	Score
1	A	Notre Dame	68 95	35	H	Villanova	48 70					131	H	Charlotte	60 62
												195	H	Cornell	67 54
												210	A	Navy	56 38
												220	H	Monmouth	63 48
												229	H	Sacred Heart	70 66
												245	A	Binghamton	65 55
												285	A	Central Conn. St.	88 62
												304	H	Norfolk St.	62 41
												327	A	Lafayette	70 43
												351	H	LIU Brooklyn	72 38

LAST 12 Division I GAMES:															
229	H	Sacred Heart	70 66	131	H	Charlotte	60 62	210	A	Navy	56 38				
195	H	Cornell	67 54					327	A	Lafayette	70 43				
304	H	Norfolk St.	62 41					1	A	Notre Dame	68 95				
245	A	Binghamton	65 55					351	H	LIU Brooklyn	72 38				
35	H	Villanova	48 70					285	A	Central Conn. St.	88 62				
220	H	Monmouth	63 48												

Non-Div I Games: Kutztown 73 39

Lehigh

Average RPI Win:	200	WON-LOST	WINNING	LAST 10	STRENGTH OF	OPP. STRENGTH	TEAM	ADJ.	CONF.	ADJ CONF.
Average RPI Loss:	159	RECORD	PCT. RANK	GAMES	SCHEDULE	OF SCHEDULE	RPI	RPI	RPI	RPI
DIV. I ONLY	3- 11	295	3-7	202	181	270	270	26	26	
DIV. I NON-CONF.	3- 9	271	0- 1	194	190	268	268	27	27	
<hr/>										
TOTALS	RPI 1-25	RPI 26-50	W-L RECORDS	RPI 51-100	RPI 101-150	RPI 150+				
3- 11	0- 1	0- 0	OVERALL	0- 3	1- 2	2- 5				
1- 2	0- 0	0- 0	HOME	0- 2	0- 0	1- 0				
1- 6	0- 0	0- 0	AWAY	0- 1	0- 1	1- 4				
1- 3	0- 1	0- 0	NEUTRAL	0- 0	1- 1	0- 1				
3- 9	0- 1	0- 0	NON-CONFERENCE	0- 2	1- 2	2- 4				
1- 2	0- 0	0- 0	HOME	0- 2	0- 0	1- 0				
1- 4	0- 0	0- 0	AWAY	0- 0	0- 1	1- 3				
1- 3	0- 1	0- 0	NEUTRAL	0- 0	1- 1	0- 1				
0- 2	0- 0	0- 0	CONFERENCE	0- 1	0- 0	0- 1				
0- 0	0- 0	0- 0	HOME	0- 0	0- 0	0- 0				
0- 2	0- 0	0- 0	AWAY	0- 1	0- 0	0- 1				
0- 0	0- 0	0- 0	NEUTRAL	0- 0	0- 0	0- 0				

RPI 1-25				RPI 26-50				RPI 51-100				RPI 101+ Team's RPI: 270			
RPI	S	Opponent	Score	RPI	S	Opponent	Score	RPI	S	Opponent	Score	RPI	S	Opponent	Score
19	N	UCF	45 53					60	H	Virginia Tech	61 72	125	N	Duquesne	55 51
								69	H	James Madison	53 74	128	A	Chattanooga	60 75
								97	A	FGCU	50 68	131	N	Charlotte	61 63
												189	A	East Carolina	63 66
												211	H	Saint Francis (PA)	82 53
												214	A	Bethune-Cookman	76 81
												226	A	Stetson	52 69
												263	A	ETSU	89 86
												304	N	Norfolk St.	53 66
												316	A	UNC Greensboro	45 48
<hr/>															
LAST 12 Division I GAMES:															
316	A	UNC Greensboro	45 48	304	N	Norfolk St.	53 66	226	A	Stetson	52 69	97	A	FGCU	50 68
189	A	East Carolina	63 66	125	N	Duquesne	55 51	19	N	UCF	45 53	211	H	Saint Francis (PA)	82 53
263	A	ETSU	89 86	61	H	James Madison	53 74	69	H	James Madison	53 74				
69	H	James Madison	53 74	131	N	Charlotte	61 63	128	A	Chattanooga	60 75				
131	N	Charlotte	61 63												
128	A	Chattanooga	60 75												

Non-Div I Games: West Chester 61 42

Liberty

Average RPI Win:	279	WON-LOST	WINNING	LAST 10	STRENGTH OF	OPP. STRENGTH	TEAM	ADJ.	CONF.	ADJ CONF.
Average RPI Loss:	190	RECORD	PCT. RANK	GAMES	SCHEDULE	OF SCHEDULE	RPI	RPI	RPI	RPI
DIV. I ONLY	2- 13	322	0-10	231	314	324	324	26	26	
DIV. I NON-CONF.	2- 11	316	0- 0	208	295	311	311	27	27	

TOTALS	RPI 1-25	RPI 26-50	W-L RECORDS	RPI 51-100	RPI 101-150	RPI 150+				
2- 13	0- 0	0- 0	OVERALL	0- 2	0- 4	2- 7				
1- 5	0- 0	0- 0	HOME	0- 0	0- 2	1- 3				
1- 8	0- 0	0- 0	AWAY	0- 2	0- 2	1- 4				
0- 0	0- 0	0- 0	NEUTRAL	0- 0	0- 0	0- 0				
2- 11	0- 0	0- 0	NON-CONFERENCE	0- 2	0- 4	2- 5				
1- 4	0- 0	0- 0	HOME	0- 0	0- 2	1- 2				
1- 7	0- 0	0- 0	AWAY	0- 2	0- 2	1- 3				
0- 0	0- 0	0- 0	NEUTRAL	0- 0	0- 0	0- 0				
0- 2	0- 0	0- 0	CONFERENCE	0- 0	0- 0	0- 2				
0- 1	0- 0	0- 0	HOME	0- 0	0- 0	0- 1				
0- 1	0- 0	0- 0	AWAY	0- 0	0- 0	0- 1				
0- 0	0- 0	0- 0	NEUTRAL	0- 0	0- 0	0- 0				

RPI 1-25				RPI 26-50				RPI 51-100				RPI 101+ Team's RPI: 324					
RPI	S	Opponent	Score	RPI	S	Opponent	Score	RPI	S	Opponent	Score	RPI	S	Opponent	Score		
								51	A	Belmont	43	83	115	H	UT Martin	53	62
								93	A	Clemson	26	68	119	A	Georgia	45	77
													123	H	Tennessee Tech	52	67
													146	A	Cincinnati	55	71
													188	H	Jacksonville St.	46	58
													191	A	Morehead St.	44	79
													236	A	Jacksonville	47	62
													256	A	Alabama A&M	62	58
													265	A	Murray St.	61	97
													278	H	North Florida	53	68
													301	H	Tennessee St.	64	62
													333	A	Austin Peay	58	70
													336	H	Col. of Charleston	63	65
LAST 12 Division I GAMES:																	
336	H	Col. of Charleston	63	65	278	H	North Florida	53	68	236	A	Jacksonville	47	62			
115	H	UT Martin	53	62	191	A	Morehead St.	44	79	123	H	Tennessee Tech	52	67			
51	A	Belmont	43	83	119	A	Georgia	45	77	146	A	Cincinnati	55	71			
333	A	Austin Peay	58	70	188	H	Jacksonville St.	46	58	256	A	Alabama A&M	62	58			
146	A	Cincinnati	55	71													
265	A	Murray St.	61	97													

Non-Div I Games:

Lipscomb

Average RPI Win:	258	WON-LOST	WINNING	LAST 10	STRENGTH OF	OPP. STRENGTH	TEAM	ADJ.	CONF.	ADJ CONF.
Average RPI Loss:	75	RECORD	PCT. RANK	GAMES	SCHEDULE	OF SCHEDULE	RPI	RPI	RPI	RPI
DIV. I ONLY	6- 7	188	4-6	126	135	177	177	15	15	
DIV. I NON-CONF.	4- 7	228	0- 0	71	71	162	162	16	16	

TOTALS	RPI 1-25	RPI 26-50	W-L RECORDS	RPI 51-100	RPI 101-150	RPI 150+				
6- 7	0- 1	0- 1	OVERALL	0- 2	1- 3	5- 0				
3- 5	0- 1	0- 1	HOME	0- 1	0- 2	3- 0				
3- 2	0- 0	0- 0	AWAY	0- 1	1- 1	2- 0				
0- 0	0- 0	0- 0	NEUTRAL	0- 0	0- 0	0- 0				
4- 7	0- 1	0- 1	NON-CONFERENCE	0- 2	1- 3	3- 0				
1- 5	0- 1	0- 1	HOME	0- 1	0- 2	1- 0				
3- 2	0- 0	0- 0	AWAY	0- 1	1- 1	2- 0				
0- 0	0- 0	0- 0	NEUTRAL	0- 0	0- 0	0- 0				
2- 0	0- 0	0- 0	CONFERENCE	0- 0	0- 0	2- 0				
2- 0	0- 0	0- 0	HOME	0- 0	0- 0	2- 0				
0- 0	0- 0	0- 0	AWAY	0- 0	0- 0	0- 0				
0- 0	0- 0	0- 0	NEUTRAL	0- 0	0- 0	0- 0				

RPI 1-25				RPI 26-50				RPI 51-100				RPI 101+ Team's RPI: 177			
RPI	S	Opponent	Score	RPI	S	Opponent	Score	RPI	S	Opponent	Score	RPI	S	Opponent	Score
15	H	Missi ssi ppi St.	63 98	43	H	Texas A&M	40 61	52	H	Kansas St.	47 53	103	H	Ri ce	65 79
								53	A	LSU	45 60	111	H	Western Ky.	56 68
												145	A	Mi ssouri St.	44 48
												148	A	Tul sa	63 53
												186	A	Loui si ana Tech	69 58
												288	H	Fla. Atlantic	61 38
												296	A	Memphi s	63 60
												315	H	La. -Monroe	63 44
												317	H	Loui si ana	62 48

LAST 12 Division I GAMES:															
				52	H	Kansas St.	47 53	317	H	Loui si ana	62 48				
				111	H	Western Ky.	56 68	315	H	La. -Monroe	63 44				
				15	H	Mi ssi ssi ppi St.	63 98	145	A	Mi ssouri St.	44 48				
				53	A	LSU	45 60	296	A	Memphi s	63 60				
				43	H	Texas A&M	40 61	148	A	Tul sa	63 53				
				103	H	Ri ce	65 79	288	H	Fla. Atlantic	61 38				

Non-Div I Games:

Little Rock

Average RPI Win: 211
Average RPI Loss: 116

WON-LOST
RECORD

WINNING
PCT. RANK

LAST 10
GAMES

STRENGTH OF
SCHEDULE

OPP. STRENGTH
OF SCHEDULE

TEAM
RPI

ADJ.
RPI

CONF.
RPI

ADJ CONF.
RPI

DIV. I ONLY	3- 10	286	3-7	107	144	241	241	21	21
DIV. I NON-CONF.	3- 10	278	1- 0	109	143	250	250	22	22

TOTALS	RPI 1-25	RPI 26-50	W-L RECORDS	RPI 51-100	RPI 101-150	RPI 150+			
3- 10	0- 1	0- 1	OVERALL	0- 4	1- 1	2- 3			
2- 6	0- 0	0- 1	HOME	0- 2	1- 0	1- 3			
1- 4	0- 1	0- 0	AWAY	0- 2	0- 1	1- 0			
0- 0	0- 0	0- 0	NEUTRAL	0- 0	0- 0	0- 0			
3- 10	0- 1	0- 1	NON-CONFERENCE	0- 4	1- 1	2- 3			
2- 6	0- 0	0- 1	HOME	0- 2	1- 0	1- 3			
1- 4	0- 1	0- 0	AWAY	0- 2	0- 1	1- 0			
0- 0	0- 0	0- 0	NEUTRAL	0- 0	0- 0	0- 0			
0- 0	0- 0	0- 0	CONFERENCE	0- 0	0- 0	0- 0			
0- 0	0- 0	0- 0	HOME	0- 0	0- 0	0- 0			
0- 0	0- 0	0- 0	AWAY	0- 0	0- 0	0- 0			
0- 0	0- 0	0- 0	NEUTRAL	0- 0	0- 0	0- 0			

RPI 1-25				RPI 26-50				RPI 51-100				RPI 101+ Team's RPI: 241			
RPI	S	Opponent	Score	RPI	S	Opponent	Score	RPI	S	Opponent	Score	RPI	S	Opponent	Score
7	A	Oregon	48 110	49	H	Southern Cal i forn i a	50 86	58	H	Ari zona	43 70	109	A	Montana St.	62 85
								61	A	Utah	59 82	139	H	Idaho	70 63
								64	H	UNI	64 71	158	A	Utah St.	50 48
								94	A	Loyol a Marymount	62 71	221	H	San Diego	56 60
												230	H	Nevada	67 76
												267	H	Cal i forn i a Bapti st	83 85
												337	H	Grand Canyon	57 50
LAST 12 Division I GAMES:															
7	A	Oregon	48 110	158	A	Utah St.	50 48								
109	A	Montana St.	62 85	337	H	Grand Canyon	57 50								
139	H	Idaho	70 63	94	A	Loyol a Marymount	62 71								
64	H	UNI	64 71	58	H	Ari zona	43 70								
230	H	Nevada	67 76	221	H	San Diego	56 60								
61	A	Utah	59 82	49	H	Southern Cal i forn i a	50 86								

Non-Div I Games:

Long Beach St.

Loss, Non-Conf, S Site, H Home A Away N Neutral

Average RPI Win:	198	WON-LOST	WINNING	LAST 10	STRENGTH OF	OPP. STRENGTH	TEAM	ADJ.	CONF.	ADJ CONF.
Average RPI Loss:	223	RECORD	PCT. RANK	GAMES	SCHEDULE	OF SCHEDULE	RPI	RPI	RPI	RPI
DIV. I ONLY	1- 11	333	1-9	274	337	344	344	29	29	
DIV. I NON-CONF.	1- 9	326	0- 0	244	332	340	340	29	29	

TOTALS	RPI 1-25	RPI 26-50	W-L RECORDS	RPI 51-100	RPI 101-150	RPI 150+				
1- 11	0- 0	0- 0	OVERALL	0- 1	0- 0	1- 10				
1- 4	0- 0	0- 0	HOME	0- 0	0- 0	1- 4				
0- 6	0- 0	0- 0	AWAY	0- 1	0- 0	0- 5				
0- 1	0- 0	0- 0	NEUTRAL	0- 0	0- 0	0- 1				
1- 9	0- 0	0- 0	NON-CONFERENCE	0- 1	0- 0	1- 8				
1- 4	0- 0	0- 0	HOME	0- 0	0- 0	1- 4				
0- 4	0- 0	0- 0	AWAY	0- 1	0- 0	0- 3				
0- 1	0- 0	0- 0	NEUTRAL	0- 0	0- 0	0- 1				
0- 2	0- 0	0- 0	CONFERENCE	0- 0	0- 0	0- 2				
0- 0	0- 0	0- 0	HOME	0- 0	0- 0	0- 0				
0- 2	0- 0	0- 0	AWAY	0- 0	0- 0	0- 2				
0- 0	0- 0	0- 0	NEUTRAL	0- 0	0- 0	0- 0				

RPI 1-25				RPI 26-50				RPI 51-100				RPI 101+ Team' s RPI : 344					
RPI	S	Opponent	Score	RPI	S	Opponent	Score	RPI	S	Opponent	Score	RPI	S	Opponent	Score		
								60	A	Vi rgi ni a Tech	39	93	160	A	UNCW	33	35
												161	A	VCU	55	84	
												189	N	East Carol i na	52	61	
												198	H	UMES	83	71	
												211	H	Saint Francis (PA)	88	91	
												212	H	Eastern Mich.	45	64	
												250	H	Wofford	72	101	
												279	A	Wi nthrop	69	77	
												304	A	Norfol k St.	42	74	
												313	A	Presbyteri an	66	81	
												318	H	Wagner	60	86	
LAST 12 Di vi si on I GAMES:																	
212	H	Eastern Mi ch.	45	64	313	A	Presbyteri an	66	81								
304	A	Norfol k St.	42	74	279	A	Wi nthrop	69	77								
250	H	Wofford	72	101	60	A	Vi rgi ni a Tech	39	93								
211	H	Saint Francis (PA)	88	91	160	A	UNCW	33	35								
198	H	UMES	83	71	189	N	East Carol i na	52	61								
318	H	Wagner	60	86	161	A	VCU	55	84								

Non-Div I Games:

Longwood

Average RPI Win:	337	WON-LOST	WINNING	LAST 10	STRENGTH OF	OPP. STRENGTH	TEAM	ADJ.	CONF.	ADJ CONF.
Average RPI Loss:	150	RECORD	PCT. RANK	GAMES	SCHEDULE	OF SCHEDULE	RPI	RPI	RPI	RPI
DIV. I ONLY	2- 10	309	1-9	273	161	317	317	15	15	
DIV. I NON-CONF.	2- 8	293	0- 0	279	159	317	317	16	16	

TOTALS	RPI 1-25	RPI 26-50	W-L RECORDS	RPI 51-100	RPI 101-150	RPI 150+				
2- 10	0- 1	0- 2	OVERALL	0- 1	0- 0	2- 6				
1- 3	0- 0	0- 1	HOME	0- 1	0- 0	1- 1				
1- 6	0- 1	0- 1	AWAY	0- 0	0- 0	1- 4				
0- 1	0- 0	0- 0	NEUTRAL	0- 0	0- 0	0- 1				
2- 8	0- 1	0- 2	NON-CONFERENCE	0- 1	0- 0	2- 4				
1- 3	0- 0	0- 1	HOME	0- 1	0- 0	1- 1				
1- 4	0- 1	0- 1	AWAY	0- 0	0- 0	1- 2				
0- 1	0- 0	0- 0	NEUTRAL	0- 0	0- 0	0- 1				
0- 2	0- 0	0- 0	CONFERENCE	0- 0	0- 0	0- 2				
0- 0	0- 0	0- 0	HOME	0- 0	0- 0	0- 0				
0- 2	0- 0	0- 0	AWAY	0- 0	0- 0	0- 2				
0- 0	0- 0	0- 0	NEUTRAL	0- 0	0- 0	0- 0				

RPI 1-25				RPI 26-50				RPI 51-100				RPI 101+ Team's RPI: 317			
RPI	S	Opponent	Score	RPI	S	Opponent	Score	RPI	S	Opponent	Score	RPI	S	Opponent	Score
15	A	Mississippi St.	36 104	39	A	Auburn	59 71	53	H	LSU	54 76	177	A	Little Rock	48 62
				49	H	Lamar University	77 79					179	A	Arkansas St.	75 87
												197	H	Sam Houston St.	62 68
												228	A	Ole Miss	57 79
												259	A	UTRGV	60 75
												300	N	A&M-Corpus Christi	63 64
												331	H	Jackson St.	68 61
												342	A	McNeese	70 59

LAST 12 Division I GAMES:															
197	H	Sam Houston St.	62 68	177	A	Little Rock	48 62	15	A	Mississippi St.	36 104	179	A	Arkansas St.	75 87
259	A	UTRGV	60 75	53	H	LSU	54 76	39	A	Auburn	59 71	228	A	Ole Miss	57 79
300	N	A&M-Corpus Christi	63 64	49	H	Lamar University	77 79	331	H	Jackson St.	68 61	342	A	McNeese	70 59

Non-Div I Games: Dillard

69 72

Louisiana

Average RPI Win:	214	WON-LOST	WINNING	LAST 10	STRENGTH OF	OPP. STRENGTH	TEAM	ADJ.	CONF.	ADJ CONF.
Average RPI Loss:	147	RECORD	PCT. RANK	GAMES	SCHEDULE	OF SCHEDULE	RPI	RPI	RPI	RPI

DIV. I ONLY	7- 7	168	4-6	207	139	186	186	18	18
DIV. I NON-CONF.	7- 5	132	1- 0	253	108	161	161	19	19

TOTALS	RPI 1-25	RPI 26-50	W-L RECORDS	RPI 51-100	RPI 101-150	RPI 150+			
7- 7	0- 1	0- 0	OVERALL	0- 0	2- 2	5- 4			
3- 3	0- 0	0- 0	HOME	0- 0	1- 1	2- 2			
3- 3	0- 1	0- 0	AWAY	0- 0	0- 0	3- 2			
1- 1	0- 0	0- 0	NEUTRAL	0- 0	1- 1	0- 0			
7- 5	0- 1	0- 0	NON-CONFERENCE	0- 0	2- 1	5- 3			
3- 1	0- 0	0- 0	HOME	0- 0	1- 0	2- 1			
3- 3	0- 1	0- 0	AWAY	0- 0	0- 0	3- 2			
1- 1	0- 0	0- 0	NEUTRAL	0- 0	1- 1	0- 0			
0- 2	0- 0	0- 0	CONFERENCE	0- 0	0- 1	0- 1			
0- 2	0- 0	0- 0	HOME	0- 0	0- 1	0- 1			
0- 0	0- 0	0- 0	AWAY	0- 0	0- 0	0- 0			
0- 0	0- 0	0- 0	NEUTRAL	0- 0	0- 0	0- 0			

RPI 1-25				RPI 26-50				RPI 51-100				RPI 101+ Team's RPI: 186			
RPI	S	Opponent	Score	RPI	S	Opponent	Score	RPI	S	Opponent	Score	RPI	S	Opponent	Score
13	A	Arizona St.	44 80									103	H	Rice	51 61
												105	N	Alabama	79 62
												118	H	Houston	100 88
												145	N	Missouri St.	70 82
												173	H	North Texas	54 65
												174	A	UMKC	70 80
												177	H	Little Rock	58 69
												179	A	Arkansas St.	80 70
												228	H	Ole Miss	80 71
												231	H	Southeastern La.	72 53
												246	A	Wichita St.	56 70
												296	A	Memphis	66 50
												342	A	McNeese	89 48
LAST 12 Division I GAMES:															
145	N	Missouri St.	70 82	105	N	Alabama	79 62								
228	H	Ole Miss	80 71	103	H	Rice	51 61								
231	H	Southeastern La.	72 53	173	H	North Texas	54 65								
13	A	Arizona St.	44 80	342	A	McNeese	89 48								
246	A	Wichita St.	56 70	174	A	UMKC	70 80								
179	A	Arkansas St.	80 70	296	A	Memphis	66 50								

Non-Div I Games: LSU-Alexandria 112 70

Louisiana Tech

Average RPI Win:	103	WON-LOST	WINNING	LAST 10	STRENGTH OF	OPP. STRENGTH	TEAM	ADJ.	CONF.	ADJ CONF.
Average RPI Loss:	0	RECORD	PCT. RANK	GAMES	SCHEDULE	OF SCHEDULE	RPI	RPI	RPI	RPI
DIV. I ONLY	14- 0	1	10-0	48	6	8	8	1	1	
DIV. I NON-CONF.	12- 0	1	0- 0	54	27	8	8	1	1	

TOTALS	RPI 1-25	RPI 26-50	W-L RECORDS	RPI 51-100	RPI 101-150	RPI 150+				
14- 0	2- 0	4- 0	OVERALL	2- 0	4- 0	2- 0				
7- 0	1- 0	1- 0	HOME	1- 0	2- 0	2- 0				
5- 0	0- 0	3- 0	AWAY	0- 0	2- 0	0- 0				
2- 0	1- 0	0- 0	NEUTRAL	1- 0	0- 0	0- 0				
12- 0	2- 0	2- 0	NON-CONFERENCE	2- 0	4- 0	2- 0				
6- 0	1- 0	0- 0	HOME	1- 0	2- 0	2- 0				
4- 0	0- 0	2- 0	AWAY	0- 0	2- 0	0- 0				
2- 0	1- 0	0- 0	NEUTRAL	1- 0	0- 0	0- 0				
2- 0	0- 0	2- 0	CONFERENCE	0- 0	0- 0	0- 0				
1- 0	0- 0	1- 0	HOME	0- 0	0- 0	0- 0				
1- 0	0- 0	1- 0	AWAY	0- 0	0- 0	0- 0				
0- 0	0- 0	0- 0	NEUTRAL	0- 0	0- 0	0- 0				

RPI	S	Opponent	Score	RPI	S	Opponent	Score	RPI	S	Opponent	Score	RPI	S	Opponent	Score
13	N	Arizona St.	58 56	29	A	Central Mich.	72 68	85	H	Nebraska	85 68	111	A	Western Ky.	102 80
24	H	Kentucky	80 75	36	A	Duke	73 51	90	N	Hartford	86 69	115	H	UT Martin	102 62
				42	H	North Carolina	73 66					128	A	Chattanooga	75 49
				45	A	Boise St.	74 55					136	H	Miami (OH)	95 73
												287	H	Northern Ky.	92 59
												301	H	Tennessee St.	107 52

LAST 12 Division I GAMES:															
				115	H	UT Martin	102 62	36	A	Duke	73 51				
				301	H	Tennessee St.	107 52	42	H	North Carolina	73 66				
				85	H	Nebraska	85 68	29	A	Central Mich.	72 68				
				136	H	Miami (OH)	95 73	287	H	Northern Ky.	92 59				
				90	N	Hartford	86 69	24	H	Kentucky	80 75				
				13	N	Arizona St.	58 56	45	A	Boise St.	74 55				

Non-Div I Games:

Louisville

Average RPI	Win:	309	WON-LOST	WINNING	LAST 10	STRENGTH OF	OPP. STRENGTH	TEAM	ADJ.	CONF.	ADJ CONF.
Average RPI	Loss:	121	RECORD	PCT. RANK	GAMES	SCHEDULE	OF SCHEDULE	RPI	RPI	RPI	RPI
DIV. I ONLY		7- 5		126	6-4	318	296	240	240	13	13
DIV. I NON-CONF.		6- 5		143	0- 0	317	284	254	254	13	13

TOTALS	RPI 1-25		RPI 26-50		W-L RECORDS	RPI 51-100		RPI 101-150		RPI 150+	
7- 5	0- 0		0- 0		OVERALL	0- 2		0- 1		7- 2	
5- 2	0- 0		0- 0		HOME	0- 1		0- 0		5- 1	
2- 3	0- 0		0- 0		AWAY	0- 1		0- 1		2- 1	
0- 0	0- 0		0- 0		NEUTRAL	0- 0		0- 0		0- 0	
6- 5	0- 0		0- 0		NON-CONFERENCE	0- 2		0- 1		6- 2	
4- 2	0- 0		0- 0		HOME	0- 1		0- 0		4- 1	
2- 3	0- 0		0- 0		AWAY	0- 1		0- 1		2- 1	
0- 0	0- 0		0- 0		NEUTRAL	0- 0		0- 0		0- 0	
1- 0	0- 0		0- 0		CONFERENCE	0- 0		0- 0		1- 0	
1- 0	0- 0		0- 0		HOME	0- 0		0- 0		1- 0	
0- 0	0- 0		0- 0		AWAY	0- 0		0- 0		0- 0	
0- 0	0- 0		0- 0		NEUTRAL	0- 0		0- 0		0- 0	

RPI 1-25				RPI 26-50				RPI 51-100				RPI 101+ Team's RPI: 240			
RPI	S	Opponent	Score	RPI	S	Opponent	Score	RPI	S	Opponent	Score	RPI	S	Opponent	Score
								56	H	DePaul	76 102	107	A	Youngstown St.	63 74
								74	A	Purdue	41 65	174	H	UMKC	74 88
												193	A	Bowl ing Green	74 88
												232	H	SI UE	56 43
												286	A	Western Mi ch.	64 53
												308	H	Val parai so	80 54
												328	A	UIC	75 60
												329	H	Detroi t Mercy	52 43
												335	H	Chi cago St.	76 40
												343	H	Purdue Fort Wayne	81 67
LAST 12 Di vi si on I GAMES:															
286	A	Western Mi ch.	64 53	308	H	Val parai so	80 54								
343	H	Purdue Fort Wayne	81 67	56	H	DePaul	76 102								
335	H	Chi cago St.	76 40	174	H	UMKC	74 88								
193	A	Bowl ing Green	74 88	74	A	Purdue	41 65								
328	A	UIC	75 60	232	H	SI UE	56 43								
329	H	Detroi t Mercy	52 43	107	A	Youngstown St.	63 74								

Non-Div I Games:

Loyol a Chi cago

Average RPI	Win:	220	WON-LOST	WINNING	LAST 10	STRENGTH OF	OPP. STRENGTH	TEAM	ADJ.	CONF.	ADJ CONF.
Average RPI	Loss:	183	RECORD	PCT. RANK	GAMES	SCHEDULE	OF SCHEDULE	RPI	RPI	RPI	RPI
DIV. I ONLY		1- 12		337	1-9	148		322	307	307	22
DIV. I NON-CONF.		1- 10		330	0- 1	119		305	282	282	24

TOTALS	RPI 1-25		RPI 26-50		W-L RECORDS	RPI 51-100		RPI 101-150		RPI 150+	
1- 12	0- 0		0- 1		OVERALL	0- 1		0- 3		1- 7	
0- 4	0- 0		0- 0		HOME	0- 0		0- 1		0- 3	
1- 7	0- 0		0- 1		AWAY	0- 1		0- 1		1- 4	
0- 1	0- 0		0- 0		NEUTRAL	0- 0		0- 1		0- 0	
1- 10	0- 0		0- 1		NON-CONFERENCE	0- 1		0- 3		1- 5	
0- 3	0- 0		0- 0		HOME	0- 0		0- 1		0- 2	
1- 6	0- 0		0- 1		AWAY	0- 1		0- 1		1- 3	
0- 1	0- 0		0- 0		NEUTRAL	0- 0		0- 1		0- 0	
0- 2	0- 0		0- 0		CONFERENCE	0- 0		0- 0		0- 2	
0- 1	0- 0		0- 0		HOME	0- 0		0- 0		0- 1	
0- 1	0- 0		0- 0		AWAY	0- 0		0- 0		0- 1	
0- 0	0- 0		0- 0		NEUTRAL	0- 0		0- 0		0- 0	

RPI 1-25				RPI 26-50				RPI 51-100				RPI 101+ Team's RPI: 307			
RPI	S	Opponent	Score	RPI	S	Opponent	Score	RPI	S	Opponent	Score	RPI	S	Opponent	Score
				32	A	Maryl and	48 83	87	A	Georgetown	30 45	106	N	Boston College	47 73
												117	A	Towson	57 62
												142	H	William & Mary	49 65
												201	H	Mt. St. Mary's	67 77
												208	A	George Mason	38 70
												210	H	Navy	46 58
												220	A	Monmouth	75 67
												225	A	Dartmouth	41 54
												275	H	St. Francis Brooklyn	70 75
												277	A	Saint Joseph's	46 49
												311	A	Army West Point	57 69

LAST 12 Division I GAMES:															
				275	H	St. Francis Brooklyn	70 75	277	A	Saint Joseph's	46 49				
				117	A	Towson	57 62	311	A	Army West Point	57 69				
				201	H	Mt. St. Mary's	67 77	210	H	Navy	46 58				
				106	N	Boston College	47 73	220	A	Monmouth	75 67				
				142	H	William & Mary	49 65	32	A	Maryl and	48 83				
				87	A	Georgetown	30 45	225	A	Dartmouth	41 54				

Non-Div I Games:

Loyola Maryl and

Average RPI	Win:	172	WON-LOST	WINNING	LAST 10	STRENGTH OF	OPP. STRENGTH	TEAM	ADJ.	CONF.	ADJ CONF.
Average RPI	Loss:	79	RECORD	PCT. RANK	GAMES	SCHEDULE	OF SCHEDULE	RPI	RPI	RPI	RPI
DIV. I ONLY		9- 7		138	4-6	61	93	94	94	7	7
DIV. I NON-CONF.		7- 5		132	1- 0	112	88	108	108	7	7

TOTALS	RPI 1-25		RPI 26-50		W-L RECORDS	RPI 51-100		RPI 101-150		RPI 150+	
9- 7	0- 3		1- 1		OVERALL	2- 0		0- 1		6- 2	
5- 3	0- 2		1- 0		HOME	1- 0		0- 0		3- 1	
4- 2	0- 0		0- 1		AWAY	1- 0		0- 0		3- 1	
0- 2	0- 1		0- 0		NEUTRAL	0- 0		0- 1		0- 0	
7- 5	0- 2		1- 0		NON-CONFERENCE	2- 0		0- 1		4- 2	
4- 2	0- 1		1- 0		HOME	1- 0		0- 0		2- 1	
3- 1	0- 0		0- 0		AWAY	1- 0		0- 0		2- 1	
0- 2	0- 1		0- 0		NEUTRAL	0- 0		0- 1		0- 0	
2- 2	0- 1		0- 1		CONFERENCE	0- 0		0- 0		2- 0	
1- 1	0- 1		0- 0		HOME	0- 0		0- 0		1- 0	
1- 1	0- 0		0- 1		AWAY	0- 0		0- 0		1- 0	
0- 0	0- 0		0- 0		NEUTRAL	0- 0		0- 0		0- 0	

RPI 1-25				RPI 26-50				RPI 51-100				Team's RPI: 94	RPI 101+			
RPI	S	Opponent	Score	RPI	S	Opponent	Score	RPI	S	Opponent	Score		RPI	S	Opponent	Score
11	H	Gonzaga	53 78	26	H	UCLA	69 63	58	A	Arizona	66 64		121	N	Grambling	61 62
12	H	Indiana	43 67	38	A	BYU	44 55	99	H	UC Davis	60 53		154	A	CSUN	72 53
16	N	South Dakota	40 67										157	A	Denver	75 104
													164	H	Portland	76 58
													200	H	Northern Ariz.	62 63
													221	A	San Diego	69 52
													241	H	Long Beach St.	71 62
													290	H	Robert Morris	61 53
													299	A	UC Santa Barbara	70 57
LAST 12 Division I GAMES:																
121	N	Grambling	61 62	290	H	Robert Morris	61 53									
16	N	South Dakota	40 67	38	A	BYU	44 55									
12	H	Indiana	43 67	221	A	San Diego	69 52									
241	H	Long Beach St.	71 62	164	H	Portland	76 58									
154	A	CSUN	72 53	11	H	Gonzaga	53 78									
157	A	Denver	75 104	99	H	UC Davis	60 53									

Non-Div I Games:

Loyola Marymount

Average RPI Win:	191	WON-LOST	WINNING	LAST 10	STRENGTH OF	OPP. STRENGTH	TEAM	ADJ.	CONF.	ADJ CONF.
Average RPI Loss:	59	RECORD	PCT. RANK	GAMES	SCHEDULE	OF SCHEDULE	RPI	RPI	RPI	RPI
DIV. I ONLY	9- 6	118	6-4	99	103	80	80	23	23	
DIV. I NON-CONF.	7- 6	153	0- 1	52	61	54	54	23	23	

TOTALS	RPI 1-25	RPI 26-50	W-L RECORDS	RPI 51-100	RPI 101-150	RPI 150+				
9- 6	0- 1	1- 3	OVERALL	3- 0	0- 2	5- 0				
4- 1	0- 0	0- 1	HOME	1- 0	0- 0	3- 0				
3- 4	0- 1	1- 2	AWAY	1- 0	0- 1	1- 0				
2- 1	0- 0	0- 0	NEUTRAL	1- 0	0- 1	1- 0				
7- 6	0- 1	1- 3	NON-CONFERENCE	3- 0	0- 2	3- 0				
2- 1	0- 0	0- 1	HOME	1- 0	0- 0	1- 0				
3- 4	0- 1	1- 2	AWAY	1- 0	0- 1	1- 0				
2- 1	0- 0	0- 0	NEUTRAL	1- 0	0- 1	1- 0				
2- 0	0- 0	0- 0	CONFERENCE	0- 0	0- 0	2- 0				
2- 0	0- 0	0- 0	HOME	0- 0	0- 0	2- 0				
0- 0	0- 0	0- 0	AWAY	0- 0	0- 0	0- 0				
0- 0	0- 0	0- 0	NEUTRAL	0- 0	0- 0	0- 0				

RPI 1-25				RPI 26-50				RPI 51-100				RPI 101+			
RPI	S	Opponent	Score	RPI	S	Opponent	Score	RPI	S	Opponent	Score	RPI	S	Opponent	Score
9	A	NC State	46 84	27	A	Northeastern	55 63	71	A	Harvard	67 60	108	A	Fordham	64 72
				36	H	Duke	63 66	76	N	Penn	47 46	128	N	Chattanooga	61 66
				42	A	North Carolina	85 73	89	H	Toledo	73 59	237	H	Brown	102 96
				46	A	Green Bay	39 70					283	N	N. C. A&T	58 52
												289	H	UMBC	84 44
												309	A	Bryant	74 57
												323	H	New Hampshire	67 46

LAST 12 Division I GAMES:															
9	A	NC State	46 84	128	N	Chattanooga	61 66	27	A	Harvard	67 60	289	H	UMBC	84 44
237	H	Brown	102 96	323	H	New Hampshire	67 46	42	A	North Carolina	85 73	108	A	Fordham	64 72
71	A	Harvard	67 60	108	A	Fordham	64 72	76	N	Penn	47 46	27	A	Northeastern	55 63
46	A	Green Bay	39 70	46	A	Green Bay	39 70	283	N	N. C. A&T	58 52				

Non-Div I Games:

Maine

Average RPI Win:	339	WON-LOST	WINNING	LAST 10	STRENGTH OF	OPP. STRENGTH	TEAM	ADJ.	CONF.	ADJ CONF.
Average RPI Loss:	225	RECORD	PCT. RANK	GAMES	SCHEDULE	OF SCHEDULE	RPI	RPI	RPI	RPI
DIV. I ONLY	2- 11	313	1-9	284	347	341	341	27	27	
DIV. I NON-CONF.	2- 9	297	0- 0	242	349	338	338	28	28	

TOTALS	RPI 1-25	RPI 26-50	W-L RECORDS	RPI 51-100	RPI 101-150	RPI 150+				
2- 11	0- 0	0- 0	OVERALL	0- 1	0- 2	2- 8				
2- 5	0- 0	0- 0	HOME	0- 1	0- 1	2- 3				
0- 6	0- 0	0- 0	AWAY	0- 0	0- 1	0- 5				
0- 0	0- 0	0- 0	NEUTRAL	0- 0	0- 0	0- 0				
2- 9	0- 0	0- 0	NON-CONFERENCE	0- 1	0- 2	2- 6				
2- 5	0- 0	0- 0	HOME	0- 1	0- 1	2- 3				
0- 4	0- 0	0- 0	AWAY	0- 0	0- 1	0- 3				
0- 0	0- 0	0- 0	NEUTRAL	0- 0	0- 0	0- 0				
0- 2	0- 0	0- 0	CONFERENCE	0- 0	0- 0	0- 2				
0- 0	0- 0	0- 0	HOME	0- 0	0- 0	0- 0				
0- 2	0- 0	0- 0	AWAY	0- 0	0- 0	0- 2				
0- 0	0- 0	0- 0	NEUTRAL	0- 0	0- 0	0- 0				

RPI 1-25				RPI 26-50				RPI 51-100				RPI 101+				Team's RPI: 341
RPI	S	Opponent	Score	RPI	S	Opponent	Score	RPI	S	Opponent	Score	RPI	S	Opponent	Score	
								96	H	Wright St.	44	60				
												108	A	Fordham	61	65
												134	H	Stony Brook	48	79
												169	H	Drexel	39	53
												229	H	Sacred Heart	46	74
												247	A	Holy Cross	53	61
												266	A	Niagara	51	61
												275	A	St. Francis Brooklyn	65	73
												298	A	Albany (NY)	54	60
												319	A	Canisius	44	47
												327	H	Lafayette	60	49
												329	H	Detroit Mercy	56	58
												351	H	LIU Brooklyn	61	46
LAST 12 Division I GAMES:																
169	H	Drexel	39	53	266	A	Niagara	51	61							
327	H	Lafayette	60	49	319	A	Canisius	44	47							
108	A	Fordham	61	65	247	A	Holy Cross	53	61							
329	H	Detroit Mercy	56	58	229	H	Sacred Heart	46	74							
134	H	Stony Brook	48	79	96	H	Wright St.	44	60							
298	A	Albany (NY)	54	60	275	A	St. Francis Brooklyn	65	73							

Non-Div I Games:

Manhattan

Average RPI	Win: 215	WON-LOST RECORD	WINNING PCT. RANK	LAST 10 GAMES	STRENGTH OF SCHEDULE	OPP. STRENGTH OF SCHEDULE	TEAM RPI	ADJ. RPI	CONF. RPI	ADJ CONF. RPI
Average RPI	Loss: 105									
DIV. I ONLY	10- 4	69	6-4	195	177	95	95	27	27	
DIV. I NON-CONF.	8- 4	91	0- 0	149	144	87	87	28	28	

TOTALS	RPI 1-25	RPI 26-50	W-L RECORDS	RPI 51-100	RPI 101-150	RPI 150+				
10- 4	0- 0	1- 1	OVERALL	0- 1	1- 1	8- 1				
3- 1	0- 0	1- 0	HOME	0- 0	1- 0	1- 1				
5- 2	0- 0	0- 1	AWAY	0- 0	0- 1	5- 0				
2- 1	0- 0	0- 0	NEUTRAL	0- 1	0- 0	2- 0				
8- 4	0- 0	1- 1	NON-CONFERENCE	0- 1	1- 1	6- 1				
3- 1	0- 0	1- 0	HOME	0- 0	1- 0	1- 1				
3- 2	0- 0	0- 1	AWAY	0- 0	0- 1	3- 0				
2- 1	0- 0	0- 0	NEUTRAL	0- 1	0- 0	2- 0				
2- 0	0- 0	0- 0	CONFERENCE	0- 0	0- 0	2- 0				
0- 0	0- 0	0- 0	HOME	0- 0	0- 0	0- 0				
2- 0	0- 0	0- 0	AWAY	0- 0	0- 0	2- 0				
0- 0	0- 0	0- 0	NEUTRAL	0- 0	0- 0	0- 0				

RPI	S	Opponent	Score	RPI	S	Opponent	Score	RPI	S	Opponent	Score	RPI	S	Opponent	Score
27	H	Northeastern	90 84	27	H	Northeastern	90 84	96	N	Wright St.	60 76	101	A	Princeton	57 60
36	A	Duke	56 64	36	A	Duke	56 64					140	H	Boston U.	68 57
												175	A	El on	61 57
												185	H	Massachusetts	55 70
												210	A	Navy	72 48
												226	N	Stetson	76 69
												239	H	Temple	74 68
												249	N	Hofstra	71 57
												266	A	Niagara	87 58
												298	A	Albany (NY)	74 56
												319	A	Canisius	71 66

LAST 12 Division I GAMES:															
298	A	Albany (NY)	74 56	319	A	Canisius	71 66	298	A	Albany (NY)	74 56	319	A	Canisius	71 66
36	A	Duke	56 64	266	A	Niagara	87 58	36	A	Duke	56 64	266	A	Niagara	87 58
175	A	Elon	61 57	185	H	Massachusetts	55 70	175	A	Elon	61 57	185	H	Massachusetts	55 70
96	N	Wright St.	60 76	27	H	Northeastern	90 84	96	N	Wright St.	60 76	27	H	Northeastern	90 84
249	N	Hofstra	71 57	101	A	Princeton	57 60	249	N	Hofstra	71 57	101	A	Princeton	57 60
226	N	Stetson	76 69	239	H	Temple	74 68	226	N	Stetson	76 69	239	H	Temple	74 68

Non-Div I Games:

Marist

Average RPI Win:	120	WON-LOST	WINNING	LAST 10	STRENGTH OF	OPP. STRENGTH	TEAM	ADJ.	CONF.	ADJ CONF.
Average RPI Loss:	14	RECORD	PCT. RANK	GAMES	SCHEDULE	OF SCHEDULE	RPI	RPI	RPI	RPI
DIV. I ONLY	12- 3	40	8-2	27	13	18	18	5	5	
DIV. I NON-CONF.	9- 3	62	1- 0	36	13	19	19	5	5	

TOTALS	RPI 1-25	RPI 26-50	W-L RECORDS	RPI 51-100	RPI 101-150	RPI 150+				
12- 3	0- 3	2- 0	OVERALL	5- 0	2- 0	3- 0				
10- 1	0- 1	2- 0	HOME	4- 0	2- 0	2- 0				
2- 2	0- 2	0- 0	AWAY	1- 0	0- 0	1- 0				
0- 0	0- 0	0- 0	NEUTRAL	0- 0	0- 0	0- 0				
9- 3	0- 3	2- 0	NON-CONFERENCE	3- 0	1- 0	3- 0				
7- 1	0- 1	2- 0	HOME	2- 0	1- 0	2- 0				
2- 2	0- 2	0- 0	AWAY	1- 0	0- 0	1- 0				
0- 0	0- 0	0- 0	NEUTRAL	0- 0	0- 0	0- 0				
3- 0	0- 0	0- 0	CONFERENCE	2- 0	1- 0	0- 0				
3- 0	0- 0	0- 0	HOME	2- 0	1- 0	0- 0				
0- 0	0- 0	0- 0	AWAY	0- 0	0- 0	0- 0				
0- 0	0- 0	0- 0	NEUTRAL	0- 0	0- 0	0- 0				

RPI	S	Opponent	Score	RPI	S	Opponent	Score	RPI	S	Opponent	Score	RPI	S	Opponent	Score
1	H	Notre Dame	63 87	37	H	South Dakota St.	91 52	56	H	DePaul	96 63	109	H	Montana St.	100 52
15	A	Mississippi St.	82 87	46	H	Green Bay	80 54	64	H	UNI	102 61	127	H	Providence	85 46
25	A	Miami (FL)	55 63					68	H	Michigan	85 74	199	A	Milwaukee	83 74
								77	H	Creighton	85 67	245	H	Binghamton	93 40
								79	A	Northwestern	76 57	328	H	UIC	96 32

LAST 12 Division I GAMES:															
1	H	Notre Dame	63 87	64	H	UNI	102 61	25	A	Miami (FL)	55 63				
245	H	Binghamton	93 40	56	H	DePaul	96 63	77	H	Creighton	85 67				
46	H	Green Bay	80 54	77	H	Providence	85 46	127	H	Providence	85 46				
79	A	Northwestern	76 57	199	A	Milwaukee	83 74								
15	A	Mississippi St.	82 87												
68	H	Michigan	85 74												

Non-Div I Games:

Marquette

Average RPI Win:	241	WON-LOST	RECORD	WINNING	PCT. RANK	LAST 10	GAMES	STRENGTH OF	SCHEDULE	OPP. STRENGTH	OF SCHEDULE	TEAM	RPI	ADJ.	RPI	CONF.	RPI	ADJ CONF.	RPI
Average RPI Loss:	137																		
DIV. I ONLY	7- 7			168		7-3		303		166		257		257		18		18	
DIV. I NON-CONF.	5- 7			206		0- 0		328		195		314		314		19		19	

TOTALS	RPI 1-25			RPI 26-50				W-L RECORDS		RPI 51-100		RPI 101-150		RPI 150+					
7- 7	0- 0			0- 0				OVERALL		1- 1		1- 4		5- 2					
7- 2	0- 0			0- 0				HOME		1- 0		1- 2		5- 0					
0- 5	0- 0			0- 0				AWAY		0- 1		0- 2		0- 2					
0- 0	0- 0			0- 0				NEUTRAL		0- 0		0- 0		0- 0					
5- 7	0- 0			0- 0				NON-CONFERENCE		0- 1		0- 4		5- 2					
5- 2	0- 0			0- 0				HOME		0- 0		0- 2		5- 0					
0- 5	0- 0			0- 0				AWAY		0- 1		0- 2		0- 2					
0- 0	0- 0			0- 0				NEUTRAL		0- 0		0- 0		0- 0					
2- 0	0- 0			0- 0				CONFERENCE		1- 0		1- 0		0- 0					
2- 0	0- 0			0- 0				HOME		1- 0		1- 0		0- 0					
0- 0	0- 0			0- 0				AWAY		0- 0		0- 0		0- 0					
0- 0	0- 0			0- 0				NEUTRAL		0- 0		0- 0		0- 0					

RPI	S	Opponent	Score	RPI	S	Opponent	Score	RPI	S	Opponent	Score	RPI	S	Opponent	Score	Team's RPI: 257
								62	H	Old Dominion	57 48	117	H	Towson	69 76	
								93	A	Clemson	54 68	131	H	Charlotte	63 62	
												132	A	Appalachian St.	52 74	
												137	H	Indiana St.	53 62	
												138	A	Wisconsin	49 67	
												152	A	Southern Ill.	49 58	
												193	A	Bowling Green	76 99	
												244	H	Cleveland St.	86 64	
												260	H	Coppin St.	88 67	
												301	H	Tennessee St.	80 59	
												345	H	Evansville	72 65	
												346	H	Delaware St.	75 63	
LAST 12 Division I GAMES:																
301	H	Tennessee St.	80 59	131	H	Charlotte	63 62									
244	H	Cleveland St.	86 64	62	H	Old Dominion	57 48									
138	A	Wisconsin	49 67	346	H	Delaware St.	75 63									
260	H	Coppin St.	88 67	117	H	Towson	69 76									
345	H	Evansville	72 65	93	A	Clemson	54 68									
132	A	Appalachian St.	52 74	152	A	Southern Ill.	49 58									

Non-Div I Games: Bluefield St. 82 29

Marshall

Average RPI Win:	165	WON-LOST	WINNING	LAST 10	STRENGTH OF	OPP. STRENGTH	TEAM	ADJ.	CONF.	ADJ CONF.
Average RPI Loss:	22	RECORD	PCT. RANK	GAMES	SCHEDULE	OF SCHEDULE	RPI	RPI	RPI	RPI
DIV. I ONLY	14- 1	5	9-1	194	34	32	32	4	4	
DIV. I NON-CONF.	11- 0	1	0- 0	232	90	29	29	4	4	

TOTALS	RPI 1-25	RPI 26-50	W-L RECORDS	RPI 51-100	RPI 101-150	RPI 150+				
14- 1	0- 1	1- 0	OVERALL	5- 0	1- 0	7- 0				
7- 1	0- 1	0- 0	HOME	3- 0	0- 0	4- 0				
5- 0	0- 0	1- 0	AWAY	2- 0	0- 0	2- 0				
2- 0	0- 0	0- 0	NEUTRAL	0- 0	1- 0	1- 0				
11- 0	0- 0	1- 0	NON-CONFERENCE	3- 0	1- 0	6- 0				
6- 0	0- 0	0- 0	HOME	3- 0	0- 0	3- 0				
3- 0	0- 0	1- 0	AWAY	0- 0	0- 0	2- 0				
2- 0	0- 0	0- 0	NEUTRAL	0- 0	1- 0	1- 0				
3- 1	0- 1	0- 0	CONFERENCE	2- 0	0- 0	1- 0				
1- 1	0- 1	0- 0	HOME	0- 0	0- 0	1- 0				
2- 0	0- 0	0- 0	AWAY	2- 0	0- 0	0- 0				
0- 0	0- 0	0- 0	NEUTRAL	0- 0	0- 0	0- 0				

RPI 1-25				RPI 26-50				Team's RPI: 32				RPI 51-100				RPI 101+			
RPI	S	Opponent	Score	RPI	S	Opponent	Score	RPI	S	Opponent	Score	RPI	S	Opponent	Score	RPI	S	Opponent	Score
22	H	Rutgers	65 73	34	A	South Carol i na	85 61	54	H	Georgi a Tech	67 54	119	N	Georgi a	58 51				
								69	H	James Madi son	87 63	162	H	Ohio St.	75 69				
								85	A	Nebraska	81 63	206	A	Del aware	77 53				
								86	H	Dayton	82 71	218	A	George Washi ngton	69 30				
								88	A	Penn St.	77 61	260	H	Coppi n St.	93 36				
												289	H	UMBC	92 61				
												307	H	Loyol a Maryl and	83 48				
												334	N	Morgan St.	68 44				
LAST 12 Di vi si on I GAMES:																			
307	H	Loyol a Maryl and	83 48	85	A	Nebraska	81 63	54	H	Georgi a Tech	67 54	119	N	Georgi a	58 51				
69	H	James Madi son	87 63	162	H	Ohio St.	75 69	69	H	James Madi son	87 63	162	H	Ohio St.	75 69				
289	H	UMBC	92 61	22	H	Rutgers	65 73	85	A	Nebraska	81 63	206	A	Del aware	77 53				
54	H	Georgi a Tech	67 54	88	A	Penn St.	77 61	86	H	Dayton	82 71	218	A	George Washi ngton	69 30				
119	N	Georgi a	58 51	206	A	Del aware	77 53	88	A	Penn St.	77 61	260	H	Coppi n St.	93 36				
334	N	Morgan St.	68 44	34	A	South Carol i na	85 61					289	H	UMBC	92 61				

Non-Div I Games:

Maryland

Average RPI	Win:	225	WON-LOST	WINNING	LAST 10	STRENGTH OF	OPP. STRENGTH	TEAM	ADJ.	CONF.	ADJ CONF.
Average RPI	Loss:	153	RECORD	PCT. RANK	GAMES	SCHEDULE	OF SCHEDULE	RPI	RPI	RPI	RPI
DIV. I ONLY		9- 6		118	6-4	224	272	185	185	17	17
DIV. I NON-CONF.		8- 6		138	0- 0	225	277	194	194	18	18

TOTALS	RPI 1-25		RPI 26-50		W-L RECORDS	RPI 51-100		RPI 101-150		RPI 150+	
9- 6	0- 0		0- 1		OVERALL	1- 1		1- 1		7- 3	
6- 2	0- 0		0- 0		HOME	0- 0		1- 0		5- 2	
2- 3	0- 0		0- 1		AWAY	1- 0		0- 1		1- 1	
1- 1	0- 0		0- 0		NEUTRAL	0- 1		0- 0		1- 0	
8- 6	0- 0		0- 1		NON-CONFERENCE	1- 1		1- 1		6- 3	
5- 2	0- 0		0- 0		HOME	0- 0		1- 0		4- 2	
2- 3	0- 0		0- 1		AWAY	1- 0		0- 1		1- 1	
1- 1	0- 0		0- 0		NEUTRAL	0- 1		0- 0		1- 0	
1- 0	0- 0		0- 0		CONFERENCE	0- 0		0- 0		1- 0	
1- 0	0- 0		0- 0		HOME	0- 0		0- 0		1- 0	
0- 0	0- 0		0- 0		AWAY	0- 0		0- 0		0- 0	
0- 0	0- 0		0- 0		NEUTRAL	0- 0		0- 0		0- 0	

RPI	S	Opponent	Score	RPI	S	Opponent	Score	RPI	S	Opponent	Score	RPI	S	Opponent	Score
27	A	Northeastern	52 53	70	N	Bucknell	58 77	95	A	Marist	70 55	117	A	Towson	53 78
												140	H	Boston U.	66 55
												165	H	North Dakota	52 59
												202	H	Saint Louis	70 66
												229	H	Sacred Heart	78 61
												237	A	Brown	90 61
												259	H	UTRGV	74 70
												269	A	Siena	59 64
												271	H	UMass Lowell	59 62
												284	N	Fairfield	59 49
												285	H	Central Conn. St.	74 59
												292	H	Incarnate Word	71 59
LAST 12 Division I GAMES:															
292	H	Incarnate Word	71 59	202	H	Saint Louis	70 66								
27	A	Northeastern	52 53	95	A	Marist	70 55								
165	H	North Dakota	52 59	271	H	UMass Lowell	59 62								
284	N	Fairfield	59 49	269	A	Siena	59 64								
237	A	Brown	90 61	140	H	Boston U.	66 55								
70	N	Bucknell	58 77	259	H	UTRGV	74 70								

Non-Div I Games:

Massachusetts

Average RPI Win:	0	WON-LOST	WINNING	LAST 10	STRENGTH OF	OPP. STRENGTH	TEAM	ADJ.	CONF.	ADJ CONF.
Average RPI Loss:	189	RECORD	PCT. RANK	GAMES	SCHEDULE	OF SCHEDULE	RPI	RPI	RPI	RPI
DIV. I ONLY	0- 10	344	2-8	242	292	342	342	24	24	
DIV. I NON-CONF.	0- 8	336	0- 0	101	294	320	320	21	21	
<hr/>										
TOTALS	RPI 1-25	RPI 26-50	W-L RECORDS	RPI 51-100	RPI 101-150	RPI 150+				
0- 10	0- 0	0- 1	OVERALL	0- 1	0- 3	0- 5				
0- 3	0- 0	0- 0	HOME	0- 0	0- 0	0- 3				
0- 7	0- 0	0- 1	AWAY	0- 1	0- 3	0- 2				
0- 0	0- 0	0- 0	NEUTRAL	0- 0	0- 0	0- 0				
0- 8	0- 0	0- 1	NON-CONFERENCE	0- 1	0- 3	0- 3				
0- 2	0- 0	0- 0	HOME	0- 0	0- 0	0- 2				
0- 6	0- 0	0- 1	AWAY	0- 1	0- 3	0- 1				
0- 0	0- 0	0- 0	NEUTRAL	0- 0	0- 0	0- 0				
0- 2	0- 0	0- 0	CONFERENCE	0- 0	0- 0	0- 2				
0- 1	0- 0	0- 0	HOME	0- 0	0- 0	0- 1				
0- 1	0- 0	0- 0	AWAY	0- 0	0- 0	0- 1				
0- 0	0- 0	0- 0	NEUTRAL	0- 0	0- 0	0- 0				

RPI 1-25				RPI 26-50				RPI 51-100				RPI 101+				Team's RPI: 342
RPI	S	Opponent	Score	RPI	S	Opponent	Score	RPI	S	Opponent	Score	RPI	S	Opponent	Score	
				33	A	Texas	40 96	53	A	LSU	36 86	103	A	Ri ce	65 93	
												121	A	Grambl ing	51 75	
												143	A	UAB	48 91	
												186	H	Loui si ana Tech	48 89	
												292	H	Incarnate Word	66 68	
												315	A	La. -Monroe	60 69	
												317	H	Loui si ana	59 70	
												325	A	Northwestern St.	63 82	
<hr/>																
LAST 12 Division I GAMES:																
				103	A	Ri ce	65 93	325	A	Northwestern St.	63 82					
				315	A	La. -Monroe	60 69	292	H	Incarnate Word	66 68					
				33	A	Texas	40 96	186	H	Loui si ana Tech	48 89					
				317	H	Loui si ana	59 70	53	A	LSU	36 86					
				121	A	Grambl ing	51 75	143	A	UAB	48 91					

Non-Div I Games: LSU-Alexandria 60 68 Southern-N. O. 106 54 Louisiana Col. 86 68

McNeese

Average RPI Win: 251
Average RPI Loss: 164

WON-LOST
RECORD

WINNING
PCT. RANK

LAST 10
GAMES

STRENGTH OF
SCHEDULE

OPP. STRENGTH
OF SCHEDULE

TEAM
RPI

ADJ.
RPI

CONF.
RPI

ADJ CONF.
RPI

DIV. I ONLY	5- 9	240	4-6	268	221	296	296	9	9
DIV. I NON-CONF.	5- 8	224	0- 0	297	236	307	307	9	9

TOTALS	RPI 1-25	RPI 26-50	W-L RECORDS	RPI 51-100	RPI 101-150	RPI 150+			
5- 9	0- 1	0- 0	OVERALL	0- 1	0- 1	5- 6			
4- 5	0- 1	0- 0	HOME	0- 1	0- 0	4- 3			
0- 4	0- 0	0- 0	AWAY	0- 0	0- 1	0- 3			
1- 0	0- 0	0- 0	NEUTRAL	0- 0	0- 0	1- 0			
5- 8	0- 0	0- 0	NON-CONFERENCE	0- 1	0- 1	5- 6			
4- 4	0- 0	0- 0	HOME	0- 1	0- 0	4- 3			
0- 4	0- 0	0- 0	AWAY	0- 0	0- 1	0- 3			
1- 0	0- 0	0- 0	NEUTRAL	0- 0	0- 0	1- 0			
0- 1	0- 1	0- 0	CONFERENCE	0- 0	0- 0	0- 0			
0- 1	0- 1	0- 0	HOME	0- 0	0- 0	0- 0			
0- 0	0- 0	0- 0	AWAY	0- 0	0- 0	0- 0			
0- 0	0- 0	0- 0	NEUTRAL	0- 0	0- 0	0- 0			

RPI 1-25				RPI 26-50				RPI 51-100				RPI 101+ Team's RPI: 296			
RPI	S	Opponent	Score	RPI	S	Opponent	Score	RPI	S	Opponent	Score	RPI	S	Opponent	Score
19	H	UCF	55 68					89	H	Toledo	48 58	143	A	UAB	54 85
												171	N	Mercer	59 53
												177	H	Little Rock	60 63
												179	A	Arkansas St.	66 77
												186	H	Louisiana Tech	50 66
												190	A	Coastal Caro.	71 90
												204	H	Samford	53 48
												207	H	Southeast Mo. St.	69 57
												218	A	George Washington	38 51
												272	H	New Orleans	59 66
												331	H	Jackson St.	68 67
												340	H	N.C. Central	77 56
LAST 12 Division I GAMES:															
19	H	UCF	55 68	218	A	George Washington	38 51								
89	H	Toledo	48 58	340	H	N.C. Central	77 56								
190	A	Coastal Caro.	71 90	177	H	Little Rock	60 63								
171	N	Mercer	59 53	207	H	Southeast Mo. St.	69 57								
186	H	Louisiana Tech	50 66	204	H	Samford	53 48								
143	A	UAB	54 85	272	H	New Orleans	59 66								

Non-Div I Games:

Memphis

Loss, Non-Conf, S Site, H Home A Away N Neutral

Mercer		Average RPI Win: 221	WON-LOST RECORD	WINNING PCT. RANK	LAST 10 GAMES	STRENGTH OF SCHEDULE	OPP. STRENGTH OF SCHEDULE	TEAM RPI	ADJ. RPI	CONF. RPI	ADJ CONF. RPI
Average RPI Loss: 149											
DIV. I ONLY	8- 7	162	6-4	177	184	171	171	25	25		
DIV. I NON-CONF.	8- 7	160	0- 1	170	178	177	177	26	26		

TOTALS	RPI 1-25	RPI 26-50	W-L RECORDS	RPI 51-100	RPI 101-150	RPI 150+					
8- 7	0- 2	0- 0	OVERALL	0- 1	1- 1	7- 3					
4- 3	0- 2	0- 0	HOME	0- 0	1- 0	3- 1					
3- 3	0- 0	0- 0	AWAY	0- 1	0- 1	3- 1					
1- 1	0- 0	0- 0	NEUTRAL	0- 0	0- 0	1- 1					
8- 7	0- 2	0- 0	NON-CONFERENCE	0- 1	1- 1	7- 3					
4- 3	0- 2	0- 0	HOME	0- 0	1- 0	3- 1					
3- 3	0- 0	0- 0	AWAY	0- 1	0- 1	3- 1					
1- 1	0- 0	0- 0	NEUTRAL	0- 0	0- 0	1- 1					
0- 0	0- 0	0- 0	CONFERENCE	0- 0	0- 0	0- 0					
0- 0	0- 0	0- 0	HOME	0- 0	0- 0	0- 0					
0- 0	0- 0	0- 0	AWAY	0- 0	0- 0	0- 0					
0- 0	0- 0	0- 0	NEUTRAL	0- 0	0- 0	0- 0					

RPI 1-25				RPI 26-50				RPI 51-100				RPI 101+ Team's RPI: 171			
RPI	S	Opponent	Score	RPI	S	Opponent	Score	RPI	S	Opponent	Score	RPI	S	Opponent	Score
19	H	UCF	42 76					91	A	Wake Forest	54 69	119	A	Georgia	60 67
20	H	Florida St.	56 57									131	H	Charlotte	57 40
												193	N	Bowling Green	76 63
												218	A	George Washington	61 53
												222	A	Howard	85 70
												233	H	Florida	92 82
												236	A	Jacksonville	66 71
												248	H	UNC Asheville	61 47
												252	A	Ga. Southern	79 72
												262	H	Col umbi a	68 72
												268	H	Kennesaw St.	64 48
												296	N	Memphi s	53 59

LAST 12 Division I GAMES:															
262	H	Col umbi a	68 72	236	A	Jacksonville	66 71								
268	H	Kennesaw St.	64 48	248	H	UNC Asheville	61 47								
119	A	Georgi a	60 67	218	A	George Washington	61 53								
193	N	Bowling Green	76 63	222	A	Howard	85 70								
296	N	Memphi s	53 59	131	H	Charlotte	57 40								
19	H	UCF	42 76	20	H	Florida St.	56 57								

Non-Div I Games:

Mercer

Average RPI	Win:	151	WON-LOST	WINNING	LAST 10	STRENGTH OF	OPP. STRENGTH	TEAM	ADJ.	CONF.	ADJ CONF.
Average RPI	Loss:	35	RECORD	PCT. RANK	GAMES	SCHEDULE	OF SCHEDULE	RPI	RPI	RPI	RPI
DIV. I ONLY		14- 3	35	8-2	90	19	25	25	1	1	
DIV. I NON-CONF.		12- 3	51	2- 1	140	17	44	44	1	1	

TOTALS	RPI 1-25		RPI 26-50		W-L RECORDS	RPI 51-100		RPI 101-150		RPI 150+	
14- 3	1- 1		1- 1		OVERALL	5- 1		1- 0		6- 0	
10- 1	1- 0		1- 1		HOME	4- 0		0- 0		4- 0	
2- 2	0- 1		0- 0		AWAY	1- 1		0- 0		1- 0	
2- 0	0- 0		0- 0		NEUTRAL	0- 0		1- 0		1- 0	
12- 3	1- 1		1- 1		NON-CONFERENCE	3- 1		1- 0		6- 0	
9- 1	1- 0		1- 1		HOME	3- 0		0- 0		4- 0	
1- 2	0- 1		0- 0		AWAY	0- 1		0- 0		1- 0	
2- 0	0- 0		0- 0		NEUTRAL	0- 0		1- 0		1- 0	
2- 0	0- 0		0- 0		CONFERENCE	2- 0		0- 0		0- 0	
1- 0	0- 0		0- 0		HOME	1- 0		0- 0		0- 0	
1- 0	0- 0		0- 0		AWAY	1- 0		0- 0		0- 0	
0- 0	0- 0		0- 0		NEUTRAL	0- 0		0- 0		0- 0	

RPI	S	Opponent	Score	RPI	S	Opponent	Score	RPI	S	Opponent	Score	RPI	S	Opponent	Score
2	A	Iowa St.	52 75	29	H	Central Mich.	80 90	60	H	Virginia Tech	68 61	105	N	Alabama	101 74
18	H	Marquette	63 55	48	H	SFA	81 60	74	A	Purdue	63 74	172	N	Vanderbilt	90 65
								83	H	Colorado	73 58	198	H	UMES	71 53
								85	H	Nebraska	82 68	239	H	Temple	73 61
								90	H	Hartford	75 62	272	H	New Orleans	78 38
								91	A	Wake Forest	72 57	314	A	FIU	94 43
												332	H	Florida A&M	103 54

LAST 12 Division I GAMES:															
90	H	Hartford	75 62	18	H	Marquette	63 55	2	A	Iowa St.	52 75				
105	N	Alabama	101 74					91	A	Wake Forest	72 57				
172	N	Vanderbilt	90 65					60	H	Virginia Tech	68 61				
198	H	UMES	71 53					29	H	Central Mich.	80 90				
272	H	New Orleans	78 38					332	H	Florida A&M	103 54				
83	H	Colorado	73 58												

Non-Div I Games:

Miami (FL)

Average RPI Win:	264	WON-LOST	WINNING	LAST 10	STRENGTH OF	OPP. STRENGTH	TEAM	ADJ.	CONF.	ADJ CONF.
Average RPI Loss:	139	RECORD	PCT. RANK	GAMES	SCHEDULE	OF SCHEDULE	RPI	RPI	RPI	RPI
DIV. I ONLY	8- 3	66	7-3	315	232	136	136	8	8	
DIV. I NON-CONF.	8- 2	51	0- 0	333	241	133	133	8	8	

TOTALS	RPI 1-25	RPI 26-50	W-L RECORDS	RPI 51-100	RPI 101-150	RPI 150+				
8- 3	0- 1	0- 0	OVERALL	0- 1	1- 0	7- 1				
3- 0	0- 0	0- 0	HOME	0- 0	1- 0	2- 0				
5- 3	0- 1	0- 0	AWAY	0- 1	0- 0	5- 1				
0- 0	0- 0	0- 0	NEUTRAL	0- 0	0- 0	0- 0				
8- 2	0- 1	0- 0	NON-CONFERENCE	0- 0	1- 0	7- 1				
3- 0	0- 0	0- 0	HOME	0- 0	1- 0	2- 0				
5- 2	0- 1	0- 0	AWAY	0- 0	0- 0	5- 1				
0- 0	0- 0	0- 0	NEUTRAL	0- 0	0- 0	0- 0				
0- 1	0- 0	0- 0	CONFERENCE	0- 1	0- 0	0- 0				
0- 0	0- 0	0- 0	HOME	0- 0	0- 0	0- 0				
0- 1	0- 0	0- 0	AWAY	0- 1	0- 0	0- 0				
0- 0	0- 0	0- 0	NEUTRAL	0- 0	0- 0	0- 0				

RPI 1-25				RPI 26-50				RPI 51-100				RPI 101+ Team's RPI: 136			
RPI	S	Opponent	Score	RPI	S	Opponent	Score	RPI	S	Opponent	Score	RPI	S	Opponent	Score
8	A	Louisville	73 95					77	A	Northern Ill.	71 82	146	H	Cincinnati	78 65
												187	H	High Point	68 55
												188	A	Jacksonville St.	58 41
												303	H	Eastern Ky.	60 44
												308	A	Valparaiso	68 47
												319	A	Canisius	62 59
												328	A	UIC	65 56
												329	A	Detroit Mercy	78 59
												332	A	Florida A&M	56 57

LAST 12 Division I GAMES:															
				77	A	Northern Ill.	71 82	188	A	Jacksonville St.	58 41				
				187	H	High Point	68 55	332	A	Florida A&M	56 57				
				329	A	Detroit Mercy	78 59	308	A	Valparaiso	68 47				
				303	H	Eastern Ky.	60 44	146	H	Cincinnati	78 65				
				319	A	Canisius	62 59	328	A	UIC	65 56				
								8	A	Louisville	73 95				

Non-Div I Games: Ohio Dominican 74 29

Miami (OH)

Average RPI	Win:	204	WON-LOST	WINNING	LAST 10	STRENGTH OF	OPP. STRENGTH	TEAM	ADJ.	CONF.	ADJ CONF.
Average RPI	Loss:	44	RECORD	PCT. RANK	GAMES	SCHEDULE	OF SCHEDULE	RPI	RPI	RPI	RPI
DIV. I ONLY		11- 5		86	6-4	137	70	68	68	4	4
DIV. I NON-CONF.		9- 3		62	1- 1	215	104	76	76	4	4

TOTALS	RPI 1-25		RPI 26-50		W-L RECORDS	RPI 51-100		RPI 101-150		RPI 150+	
11- 5	0- 2		1- 1		OVERALL	2- 2		1- 0		7- 0	
7- 0	0- 0		0- 0		HOME	2- 0		0- 0		5- 0	
2- 4	0- 2		0- 0		AWAY	0- 2		0- 0		2- 0	
2- 1	0- 0		1- 1		NEUTRAL	0- 0		1- 0		0- 0	
9- 3	0- 2		1- 1		NON-CONFERENCE	0- 0		1- 0		7- 0	
5- 0	0- 0		0- 0		HOME	0- 0		0- 0		5- 0	
2- 2	0- 2		0- 0		AWAY	0- 0		0- 0		2- 0	
2- 1	0- 0		1- 1		NEUTRAL	0- 0		1- 0		0- 0	
2- 2	0- 0		0- 0		CONFERENCE	2- 2		0- 0		0- 0	
2- 0	0- 0		0- 0		HOME	2- 0		0- 0		0- 0	
0- 2	0- 0		0- 0		AWAY	0- 2		0- 0		0- 0	
0- 0	0- 0		0- 0		NEUTRAL	0- 0		0- 0		0- 0	

RPI 1-25				RPI 26-50				RPI 51-100				RPI 101+			
RPI	S	Opponent	Score	RPI	S	Opponent	Score	RPI	S	Opponent	Score	RPI	S	Opponent	Score
9	A	NC State	55 66	31	N	Missouri	70 54	72	H	Minnesota	76 60	112	N	Washington	80 73
18	A	Marquette	74 85	33	N	Texas	52 69	74	A	Purdue	70 71	192	H	Southern U.	76 35
								79	H	Northwestern	79 78	201	H	Mt. St. Mary's	88 40
								85	A	Nebraska	56 70	255	A	Oakland	85 59
												286	A	Western Mi ch.	79 42
												329	H	Detroit Mercy	95 62
												334	H	Morgan St.	70 47
												351	H	LIU Brooklyn	83 38

Team's RPI: 68															
LAST 12 Division I GAMES:															
112	N	Washington	80 73	79	H	Northwestern	79 78								
33	N	Texas	52 69	74	A	Purdue	70 71								
255	A	Oakland	85 59	72	H	Minnesota	76 60								
351	H	LIU Brooklyn	83 38	85	A	Nebraska	56 70								
18	A	Marquette	74 85	192	H	Southern U.	76 35								
9	A	NC State	55 66	334	H	Morgan St.	70 47								

Non-Div I Games:

Mi chi gan

Average RPI Win:	171	WON-LOST	WINNING	LAST 10	STRENGTH OF	OPP. STRENGTH	TEAM	ADJ.	CONF.	ADJ CONF.
Average RPI Loss:	33	RECORD	PCT. RANK	GAMES	SCHEDULE	OF SCHEDULE	RPI	RPI	RPI	RPI
DIV. I ONLY	11- 3	44	8-2	92	25	28	28	4	4	
DIV. I NON-CONF.	10- 1	19	0- 0	169	42	35	35	4	4	

TOTALS	RPI 1-25	RPI 26-50	W-L RECORDS	RPI 51-100	RPI 101-150	RPI 150+				
11- 3	2- 2	0- 0	OVERALL	2- 1	1- 0	6- 0				
8- 0	2- 0	0- 0	HOME	1- 0	1- 0	4- 0				
2- 2	0- 1	0- 0	AWAY	1- 1	0- 0	1- 0				
1- 1	0- 1	0- 0	NEUTRAL	0- 0	0- 0	1- 0				
10- 1	1- 1	0- 0	NON-CONFERENCE	2- 0	1- 0	6- 0				
7- 0	1- 0	0- 0	HOME	1- 0	1- 0	4- 0				
2- 0	0- 0	0- 0	AWAY	1- 0	0- 0	1- 0				
1- 1	0- 1	0- 0	NEUTRAL	0- 0	0- 0	1- 0				
1- 2	1- 1	0- 0	CONFERENCE	0- 1	0- 0	0- 0				
1- 0	1- 0	0- 0	HOME	0- 0	0- 0	0- 0				
0- 2	0- 1	0- 0	AWAY	0- 1	0- 0	0- 0				
0- 0	0- 0	0- 0	NEUTRAL	0- 0	0- 0	0- 0				

RPI 1-25				RPI 26-50				RPI 51-100				RPI 101+			
RPI	S	Opponent	Score	RPI	S	Opponent	Score	RPI	S	Opponent	Score	RPI	S	Opponent	Score
7	H	Oregon	88 82					79	A	Northwestern	62 70	147	H	Virginia	91 66
9	N	NC State	74 78					90	A	Hartford	74 66	193	H	Bowling Green	99 69
12	A	Indiana	64 68					96	H	Wright St.	84 68	255	A	Oakland	102 58
14	H	Iowa	84 70									261	H	Texas Southern	91 45
												263	H	ETSU	75 53
												268	N	Kennesaw St.	75 51
												288	H	Fla. Atlantic	89 74

Team's RPI: 28															
LAST 12 Division I GAMES:															
12	A	Indiana	64 68	14	H	Iowa	84 70	288	H	Fla. Atlantic	89 74				
79	A	Northwestern	62 70					90	A	Hartford	74 66				
147	H	Virginia	91 66					7	H	Oregon	88 82				
268	N	Kennesaw St.	75 51					255	A	Oakland	102 58				
9	N	NC State	74 78					261	H	Texas Southern	91 45				
96	H	Wright St.	84 68												

Non-Div I Games:

Michigan St.

Average RPI Win:	217	WON-LOST	WINNING	LAST 10	STRENGTH OF	OPP. STRENGTH	TEAM	ADJ.	CONF.	ADJ CONF.
Average RPI Loss:	77	RECORD	PCT. RANK	GAMES	SCHEDULE	OF SCHEDULE	RPI	RPI	RPI	RPI
DIV. I ONLY	11- 4	60	8-2	190	140	81	81	18	18	
DIV. I NON-CONF.	9- 4	85	0- 1	134	148	65	65	19	19	

TOTALS	RPI 1-25	RPI 26-50	W-L RECORDS	RPI 51-100	RPI 101-150	RPI 150+				
11- 4	0- 1	0- 0	OVERALL	0- 1	2- 2	9- 0				
4- 1	0- 0	0- 0	HOME	0- 1	0- 0	4- 0				
5- 3	0- 1	0- 0	AWAY	0- 0	1- 2	4- 0				
2- 0	0- 0	0- 0	NEUTRAL	0- 0	1- 0	1- 0				
9- 4	0- 1	0- 0	NON-CONFERENCE	0- 1	2- 2	7- 0				
4- 1	0- 0	0- 0	HOME	0- 1	0- 0	4- 0				
3- 3	0- 1	0- 0	AWAY	0- 0	1- 2	2- 0				
2- 0	0- 0	0- 0	NEUTRAL	0- 0	1- 0	1- 0				
2- 0	0- 0	0- 0	CONFERENCE	0- 0	0- 0	2- 0				
0- 0	0- 0	0- 0	HOME	0- 0	0- 0	0- 0				
2- 0	0- 0	0- 0	AWAY	0- 0	0- 0	2- 0				
0- 0	0- 0	0- 0	NEUTRAL	0- 0	0- 0	0- 0				

RPI 1-25				RPI 26-50				RPI 51-100 Team's RPI: 81				RPI 101+			
RPI	S	Opponent	Score	RPI	S	Opponent	Score	RPI	S	Opponent	Score	RPI	S	Opponent	Score
24	A	Kentucky	55 72					51	H	Belmont	38 45	108	A	Fordham	49 61
												110	A	Troy	67 64
												123	A	Tennessee Tech	64 68
												128	N	Chattanooga	58 47
												172	H	Vanderbilt	65 58
												176	H	Georgia St.	69 54
												213	A	Furman	78 71
												225	N	Dartmouth	70 58
												248	H	UNC Asheville	67 46
												254	H	Mississippi Val.	101 51
												264	A	UNLV	66 62
												288	A	Fla. Atlantic	74 55
												314	A	FIU	49 43
LAST 12 Division I GAMES:															
108	A	Fordham	49 61	288	A	Fla. Atlantic	74 55	314	A	FIU	49 43	128	N	Chattanooga	58 47
264	A	UNLV	66 62	314	A	FIU	49 43	248	H	UNC Asheville	67 46	24	A	Kentucky	55 72
176	H	Georgia St.	69 54	128	N	Chattanooga	58 47	24	A	Kentucky	55 72	110	A	Troy	67 64
225	N	Dartmouth	70 58	248	H	UNC Asheville	67 46								
254	H	Mississippi Val.	101 51												
51	H	Belmont	38 45												

Non-Div I Games:

Middle Tenn.

Average RPI	Win: 257	WON-LOST RECORD	WINNING PCT. RANK	LAST 10 GAMES	STRENGTH OF SCHEDULE	OPP. STRENGTH OF SCHEDULE	TEAM RPI	ADJ. RPI	CONF. RPI	ADJ CONF. RPI
Average RPI	Loss: 86									
DIV. I ONLY	5- 9	240	4-6	152	149	199	199	19	19	
DIV. I NON-CONF.	5- 6	177	0- 0	120	166	167	167	17	17	

TOTALS	RPI 1-25	RPI 26-50	W-L RECORDS	RPI 51-100	RPI 101-150	RPI 150+				
5- 9	0- 3	0- 2	OVERALL	0- 1	0- 2	5- 1				
2- 4	0- 2	0- 1	HOME	0- 0	0- 1	2- 0				
2- 5	0- 1	0- 1	AWAY	0- 1	0- 1	2- 1				
1- 0	0- 0	0- 0	NEUTRAL	0- 0	0- 0	1- 0				
5- 6	0- 3	0- 1	NON-CONFERENCE	0- 0	0- 2	5- 0				
2- 3	0- 2	0- 0	HOME	0- 0	0- 1	2- 0				
2- 3	0- 1	0- 1	AWAY	0- 0	0- 1	2- 0				
1- 0	0- 0	0- 0	NEUTRAL	0- 0	0- 0	1- 0				
0- 3	0- 0	0- 1	CONFERENCE	0- 1	0- 0	0- 1				
0- 1	0- 0	0- 1	HOME	0- 0	0- 0	0- 0				
0- 2	0- 0	0- 0	AWAY	0- 1	0- 0	0- 1				
0- 0	0- 0	0- 0	NEUTRAL	0- 0	0- 0	0- 0				

RPI	S	Opponent	Score	RPI	S	Opponent	Score	RPI	S	Opponent	Score	RPI	S	Opponent	Score	Team's RPI: 199
12	A	Indiana	66 68	40	A	Saint Mary's (CA)	71 73	96	A	Wright St.	57 61	116	A	Fresno St.	48 65	
18	H	Marquette	74 83	46	H	Green Bay	62 76					138	H	Wisconsin	57 68	
20	H	Florida St.	62 87									165	A	North Dakota	64 46	
												196	N	UC Riverside	56 54	
												262	H	Columbia	78 65	
												287	A	Northern Ky.	54 55	
												321	A	North Dakota St.	57 55	
												343	H	Purdue Fort Wayne	70 48	

LAST 12 Division I GAMES:																
96	A	Wright St.	57 61	46	H	Green Bay	62 76									
287	A	Northern Ky.	54 55	20	H	Florida St.	62 87									
196	N	UC Riverside	56 54	321	A	North Dakota St.	57 55									
40	A	Saint Mary's (CA)	71 73	165	A	North Dakota	64 46									
116	A	Fresno St.	48 65	343	H	Purdue Fort Wayne	70 48									
262	H	Columbia	78 65	18	H	Marquette	74 83									

Non-Div I Games:

Milwaukee

Average RPI	Win:	194	WON-LOST	WINNING	LAST 10	STRENGTH OF	OPP. STRENGTH	TEAM	ADJ.	CONF.	ADJ CONF.
Average RPI	Loss:	99	RECORD	PCT. RANK	GAMES	SCHEDULE	OF SCHEDULE	RPI	RPI	RPI	RPI
DIV. I ONLY		12- 2	24	8-2	211	82	72	72	4	4	
DIV. I NON-CONF.		11- 0	1	0- 0	282	73	45	45	4	4	

TOTALS	RPI 1-25		RPI 26-50		W-L RECORDS	RPI 51-100	RPI 101-150		RPI 150+		
12- 2	1- 0		0- 0		OVERALL	0- 1	4- 1		7- 0		
10- 1	1- 0		0- 0		HOME	0- 0	2- 1		7- 0		
2- 1	0- 0		0- 0		AWAY	0- 1	2- 0		0- 0		
0- 0	0- 0		0- 0		NEUTRAL	0- 0	0- 0		0- 0		
11- 0	1- 0		0- 0		NON-CONFERENCE	0- 0	3- 0		7- 0		
9- 0	1- 0		0- 0		HOME	0- 0	1- 0		7- 0		
2- 0	0- 0		0- 0		AWAY	0- 0	2- 0		0- 0		
0- 0	0- 0		0- 0		NEUTRAL	0- 0	0- 0		0- 0		
1- 2	0- 0		0- 0		CONFERENCE	0- 1	1- 1		0- 0		
1- 1	0- 0		0- 0		HOME	0- 0	1- 1		0- 0		
0- 1	0- 0		0- 0		AWAY	0- 1	0- 0		0- 0		
0- 0	0- 0		0- 0		NEUTRAL	0- 0	0- 0		0- 0		

RPI	S	Opponent	Score	RPI	S	Opponent	Score	RPI	S	Opponent	Score	RPI	S	Opponent	Score
3	H	Syracuse	72 68					68	A	Michigan	60 76	106	A	Boston College	77 69
												129	H	Illinois	62 66
												138	H	Wisconsin	74 56
												144	A	Xavier	78 53
												150	H	Rhode Island	91 71
												194	H	Air Force	67 50
												195	H	Cornell	65 45
												221	H	San Diego	53 48
												260	H	Coppin St.	84 52
												292	H	Incarnate Word	75 39
												305	H	Ark. -Pine Bluff	84 42
												323	H	New Hampshire	70 47

Team's RPI: 72															
LAST 12 Division I GAMES:															
129	H	Illinois	62 66	138	H	Wisconsin	74 56								
68	A	Michigan	60 76	150	H	Rhode Island	91 71								
3	H	Syracuse	72 68	260	H	Coppin St.	84 52								
195	H	Cornell	65 45	106	A	Boston College	77 69								
305	H	Ark. -Pine Bluff	84 42	292	H	Incarnate Word	75 39								
221	H	San Diego	53 48	194	H	Air Force	67 50								

Non-Div I Games:

Minnesota

Average RPI Win:	157	WON-LOST	WINNING	LAST 10	STRENGTH OF	OPP. STRENGTH	TEAM	ADJ.	CONF.	ADJ CONF.
Average RPI Loss:	7	RECORD	PCT. RANK	GAMES	SCHEDULE	OF SCHEDULE	RPI	RPI	RPI	RPI
DIV. I ONLY	14- 1	5	9-1	82	59	15	15	6	6	
DIV. I NON-CONF.	12- 1	10	0- 0	143	60	17	17	6	6	

TOTALS	RPI 1-25	RPI 26-50	W-L RECORDS	RPI 51-100	RPI 101-150	RPI 150+				
14- 1	2- 1	2- 0	OVERALL	1- 0	2- 0	7- 0				
8- 0	2- 0	1- 0	HOME	0- 0	0- 0	5- 0				
6- 1	0- 1	1- 0	AWAY	1- 0	2- 0	2- 0				
0- 0	0- 0	0- 0	NEUTRAL	0- 0	0- 0	0- 0				
12- 1	1- 1	2- 0	NON-CONFERENCE	0- 0	2- 0	7- 0				
7- 0	1- 0	1- 0	HOME	0- 0	0- 0	5- 0				
5- 1	0- 1	1- 0	AWAY	0- 0	2- 0	2- 0				
0- 0	0- 0	0- 0	NEUTRAL	0- 0	0- 0	0- 0				
2- 0	1- 0	0- 0	CONFERENCE	1- 0	0- 0	0- 0				
1- 0	1- 0	0- 0	HOME	0- 0	0- 0	0- 0				
1- 0	0- 0	0- 0	AWAY	1- 0	0- 0	0- 0				
0- 0	0- 0	0- 0	NEUTRAL	0- 0	0- 0	0- 0				

RPI 1-25				Team's RPI: 15			
RPI	S	Opponent	Score				
7	A	Oregon	74 82				
18	H	Marquette	87 82				
24	H	Kentucky	86 71				

RPI 26-50			
RPI	S	Opponent	Score
33	A	Texas	67 49
49	H	Lamar University	104 53

RPI 51-100			
RPI	S	Opponent	Score
55	A	Arkansas	93 69

RPI 101+			
RPI	S	Opponent	Score
112	A	Washington	103 56
147	A	Virginia	72 44
177	A	Little Rock	98 63
207	H	Southeast Mo. St.	88 53
213	H	Furman	106 41
251	A	Southern Miss.	86 42
260	H	Coppin St.	110 38
317	H	Louisiana	104 36
331	H	Jackson St.	105 38

LAST 12 Division I GAMES:			
24	H	Kentucky	86 71
55	A	Arkansas	93 69
177	A	Little Rock	98 63
331	H	Jackson St.	105 38
213	H	Furman	106 41
260	H	Coppin St.	110 38
317	H	Louisiana	104 36
112	A	Washington	103 56
7	A	Oregon	74 82
251	A	Southern Miss.	86 42
18	H	Marquette	87 82
33	A	Texas	67 49

Non-Div I Games:

Mississippi St.

Average RPI Win:	319	WON-LOST	WINNING	LAST 10	STRENGTH OF	OPP. STRENGTH	TEAM	ADJ.	CONF.	ADJ CONF.
Average RPI Loss:	170	RECORD	PCT. RANK	GAMES	SCHEDULE	OF SCHEDULE	RPI	RPI	RPI	RPI
DIV. I ONLY	2- 10	309	2-8	138	336	254	254	28	28	
DIV. I NON-CONF.	1- 10	330	0- 0	78	343	270	270	25	25	

TOTALS	RPI 1-25	RPI 26-50	W-L RECORDS	RPI 51-100	RPI 101-150	RPI 150+				
2- 10	0- 0	0- 0	OVERALL	0- 2	0- 2	2- 6				
0- 1	0- 0	0- 0	HOME	0- 0	0- 0	0- 1				
2- 8	0- 0	0- 0	AWAY	0- 2	0- 1	2- 5				
0- 1	0- 0	0- 0	NEUTRAL	0- 0	0- 1	0- 0				
1- 10	0- 0	0- 0	NON-CONFERENCE	0- 2	0- 2	1- 6				
0- 1	0- 0	0- 0	HOME	0- 0	0- 0	0- 1				
1- 8	0- 0	0- 0	AWAY	0- 2	0- 1	1- 5				
0- 1	0- 0	0- 0	NEUTRAL	0- 0	0- 1	0- 0				
1- 0	0- 0	0- 0	CONFERENCE	0- 0	0- 0	1- 0				
0- 0	0- 0	0- 0	HOME	0- 0	0- 0	0- 0				
1- 0	0- 0	0- 0	AWAY	0- 0	0- 0	1- 0				
0- 0	0- 0	0- 0	NEUTRAL	0- 0	0- 0	0- 0				

RPI 1-25				RPI 26-50				RPI 51-100				RPI 101+ Team's RPI: 254					
RPI	S	Opponent	Score	RPI	S	Opponent	Score	RPI	S	Opponent	Score	RPI	S	Opponent	Score		
								81	A	Middle Tenn.	51	101	110	N	Troy	54	75
								84	A	TCU	47	96	115	A	UT Martin	51	110
												163	H	North Ala.	72	86	
												179	A	Arkansas St.	57	60	
												181	A	Nicholls St.	47	72	
												217	A	SMU	47	62	
												251	A	Southern Miss.	60	67	
												305	A	Ark. -Pine Bluff	62	56	
												315	A	La. -Monroe	65	72	
												333	A	Austin Peay	95	89	
LAST 12 Division I GAMES:																	
305	A	Ark. -Pine Bluff	62	56	163	H	North Ala.	72	86								
115	A	UT Martin	51	110	179	A	Arkansas St.	57	60								
81	A	Middle Tenn.	51	101	315	A	La. -Monroe	65	72								
333	A	Austin Peay	95	89	181	A	Nicholls St.	47	72								
217	A	SMU	47	62	110	N	Troy	54	75								
84	A	TCU	47	96	251	A	Southern Miss.	60	67								

Non-Div I Games:

Mississippi Val.

Average RPI	Win: 150	WON-LOST	WINNING	LAST 10	STRENGTH OF	OPP. STRENGTH	TEAM	ADJ.	CONF.	ADJ CONF.
Average RPI	Loss: 43	RECORD	PCT. RANK	GAMES	SCHEDULE	OF SCHEDULE	RPI	RPI	RPI	RPI
DIV. I ONLY	13- 3	39	9-1	88	51	31	31	6	6	
DIV. I NON-CONF.	11- 3	57	1- 0	110	52	47	47	6	6	

TOTALS	RPI 1-25	RPI 26-50	W-L RECORDS	RPI 51-100	RPI 101-150	RPI 150+				
13- 3	1- 1	1- 1	OVERALL	1- 1	3- 0	7- 0				
6- 2	0- 1	0- 1	HOME	0- 0	2- 0	4- 0				
5- 0	1- 0	0- 0	AWAY	0- 0	1- 0	3- 0				
2- 1	0- 0	1- 0	NEUTRAL	1- 1	0- 0	0- 0				
11- 3	0- 1	1- 1	NON-CONFERENCE	1- 1	3- 0	6- 0				
5- 2	0- 1	0- 1	HOME	0- 0	2- 0	3- 0				
4- 0	0- 0	0- 0	AWAY	0- 0	1- 0	3- 0				
2- 1	0- 0	1- 0	NEUTRAL	1- 1	0- 0	0- 0				
2- 0	1- 0	0- 0	CONFERENCE	0- 0	0- 0	1- 0				
1- 0	0- 0	0- 0	HOME	0- 0	0- 0	1- 0				
1- 0	1- 0	0- 0	AWAY	0- 0	0- 0	0- 0				
0- 0	0- 0	0- 0	NEUTRAL	0- 0	0- 0	0- 0				

RPI 1-25				RPI 26-50				RPI 51-100				RPI 101+			
RPI	S	Opponent	Score	RPI	S	Opponent	Score	RPI	S	Opponent	Score	RPI	S	Opponent	Score
16	H	South Dakota	61 74	36	N	Duke	62 54	68	N	Michigan	54 70	122	H	Texas St.	69 50
23	A	Tennessee	66 64	46	H	Green Bay	49 56	92	N	Quinnipiac	65 51	129	A	Illinois	67 45
												145	H	Missouri St.	65 61
												170	A	West Virginia	68 51
												174	H	UMKC	66 59
												179	H	Arkansas St.	70 50
												202	A	Saint Louis	74 62
												219	A	Western Ill.	89 64
												228	H	Ole Miss	78 55
												232	H	SIUE	59 36
LAST 12 Division I GAMES:															
36 N Duke 62 54				23 A Tennessee 66 64											
92 N Quinnipiac 65 51				228 H Ole Miss 78 55											
202 A Saint Louis 74 62				179 H Arkansas St. 70 50											
174 H UMKC 66 59				129 A Illinois 67 45											
170 A West Virginia 68 51				122 H Texas St. 69 50											
68 N Michigan 54 70				16 H South Dakota 61 74											

Average RPI Win:	213	WON-LOST	WINNING	LAST 10	STRENGTH OF	OPP. STRENGTH	TEAM	ADJ.	CONF.	ADJ CONF.
Average RPI Loss:	94	RECORD	PCT. RANK	GAMES	SCHEDULE	OF SCHEDULE	RPI	RPI	RPI	RPI
DIV. I ONLY	6- 7	188	5-5	67	175	145	145	13	13	
DIV. I NON-CONF.	4- 7	228	0- 0	33	123	131	131	13	13	

TOTALS	RPI 1-25	RPI 26-50	W-L RECORDS	RPI 51-100	RPI 101-150	RPI 150+				
6- 7	0- 3	0- 1	OVERALL	0- 0	1- 0	5- 3				
4- 2	0- 2	0- 0	HOME	0- 0	1- 0	3- 0				
0- 5	0- 1	0- 1	AWAY	0- 0	0- 0	0- 3				
2- 0	0- 0	0- 0	NEUTRAL	0- 0	0- 0	2- 0				
4- 7	0- 3	0- 1	NON-CONFERENCE	0- 0	0- 0	4- 3				
2- 2	0- 2	0- 0	HOME	0- 0	0- 0	2- 0				
0- 5	0- 1	0- 1	AWAY	0- 0	0- 0	0- 3				
2- 0	0- 0	0- 0	NEUTRAL	0- 0	0- 0	2- 0				
2- 0	0- 0	0- 0	CONFERENCE	0- 0	1- 0	1- 0				
2- 0	0- 0	0- 0	HOME	0- 0	1- 0	1- 0				
0- 0	0- 0	0- 0	AWAY	0- 0	0- 0	0- 0				
0- 0	0- 0	0- 0	NEUTRAL	0- 0	0- 0	0- 0				

RPI 1-25				RPI 26-50				RPI 51-100				RPI 101+				Team's RPI: 145
RPI	S	Opponent	Score	RPI	S	Opponent	Score	RPI	S	Opponent	Score	RPI	S	Opponent	Score	
11	H	Gonzaga	67 70	31	A	Missouri	61 65					137	H	Indiana St.	71 58	
12	A	Indiana	74 98									167	A	Santa Clara	73 77	
16	H	South Dakota	74 85									173	A	North Texas	76 83	
												177	H	Little Rock	48 44	
												186	N	Louisiana Tech	82 70	
												203	H	Ball St.	74 54	
												232	N	SIUE	68 65	
												246	A	Wichita St.	60 63	
												345	H	Evansville	88 66	
LAST 12 Division I GAMES:																
345	H	Evansville	88 66	177	H	Little Rock	48 44									
137	H	Indiana St.	71 58	232	N	SIUE	68 65									
173	A	North Texas	76 83	186	N	Louisiana Tech	82 70									
167	A	Santa Clara	73 77	11	H	Gonzaga	67 70									
203	H	Ball St.	74 54	12	A	Indiana	74 98									
31	A	Missouri	61 65	16	H	South Dakota	74 85									

Non-Div I Games:

Missouri St.

Average RPI Win:	247	WON-LOST	WINNING	LAST 10	STRENGTH OF	OPP. STRENGTH	TEAM	ADJ.	CONF.	ADJ CONF.
Average RPI Loss:	167	RECORD	PCT. RANK	GAMES	SCHEDULE	OF SCHEDULE	RPI	RPI	RPI	RPI
DIV. I ONLY	5- 7	208	5-5	249	229	220	220	27	27	
DIV. I NON-CONF.	4- 7	228	0- 0	199	254	241	241	28	28	

TOTALS	RPI 1-25	RPI 26-50	W-L RECORDS	RPI 51-100	RPI 101-150	RPI 150+				
5- 7	0- 0	0- 0	OVERALL	0- 2	0- 2	5- 3				
2- 3	0- 0	0- 0	HOME	0- 1	0- 1	2- 1				
3- 4	0- 0	0- 0	AWAY	0- 1	0- 1	3- 2				
0- 0	0- 0	0- 0	NEUTRAL	0- 0	0- 0	0- 0				
4- 7	0- 0	0- 0	NON-CONFERENCE	0- 2	0- 2	4- 3				
2- 3	0- 0	0- 0	HOME	0- 1	0- 1	2- 1				
2- 4	0- 0	0- 0	AWAY	0- 1	0- 1	2- 2				
0- 0	0- 0	0- 0	NEUTRAL	0- 0	0- 0	0- 0				
1- 0	0- 0	0- 0	CONFERENCE	0- 0	0- 0	1- 0				
0- 0	0- 0	0- 0	HOME	0- 0	0- 0	0- 0				
1- 0	0- 0	0- 0	AWAY	0- 0	0- 0	1- 0				
0- 0	0- 0	0- 0	NEUTRAL	0- 0	0- 0	0- 0				

RPI 1-25				RPI 26-50				RPI 51-100				RPI 101+				Team's RPI: 220
RPI	S	Opponent	Score	RPI	S	Opponent	Score	RPI	S	Opponent	Score	RPI	S	Opponent	Score	
								60	A	Virginia Tech	49 82	101	H	Princeton	47 79	
								70	H	Bucknell	32 70	114	A	Lehigh	48 63	
												189	A	East Carolina	67 73	
												210	H	Navy	68 67	
												218	A	George Washington	55 51	
												229	A	Sacred Heart	55 50	
												282	A	Lona	55 38	
												298	H	Albany (NY)	64 56	
												307	H	Loyola Maryland	67 75	
												327	A	Lafayette	69 73	

LAST 12 Division I GAMES:																
282	A	Lona	55 38	210	H	Navy	68 67									
307	H	Loyola Maryland	67 75	101	H	Princeton	47 79									
60	A	Virginia Tech	49 82	327	A	Lafayette	69 73									
114	A	Lehigh	48 63	218	A	George Washington	55 51									
189	A	East Carolina	67 73	229	A	Sacred Heart	55 50									
70	H	Bucknell	32 70	298	H	Albany (NY)	64 56									

Non-Div I Games:

Monmouth

Average RPI Win:	195	WON-LOST	WINNING	LAST 10	STRENGTH OF	OPP. STRENGTH	TEAM	ADJ.	CONF.	ADJ CONF.
Average RPI Loss:	65	RECORD	PCT. RANK	GAMES	SCHEDULE	OF SCHEDULE	RPI	RPI	RPI	RPI

DIV. I ONLY	7- 5	126	7-3	68	116	73	73	14	14
DIV. I NON-CONF.	4- 4	162	1- 0	24	103	61	61	11	11

TOTALS	RPI 1-25	RPI 26-50	W-L RECORDS	RPI 51-100	RPI 101-150	RPI 150+			
7- 5	0- 2	0- 0	OVERALL	2- 1	0- 2	5- 0			
4- 1	0- 1	0- 0	HOME	2- 0	0- 0	2- 0			
2- 4	0- 1	0- 0	AWAY	0- 1	0- 2	2- 0			
1- 0	0- 0	0- 0	NEUTRAL	0- 0	0- 0	1- 0			
4- 4	0- 2	0- 0	NON-CONFERENCE	2- 1	0- 1	2- 0			
2- 1	0- 1	0- 0	HOME	2- 0	0- 0	0- 0			
1- 3	0- 1	0- 0	AWAY	0- 1	0- 1	1- 0			
1- 0	0- 0	0- 0	NEUTRAL	0- 0	0- 0	1- 0			
3- 1	0- 0	0- 0	CONFERENCE	0- 0	0- 1	3- 0			
2- 0	0- 0	0- 0	HOME	0- 0	0- 0	2- 0			
1- 1	0- 0	0- 0	AWAY	0- 0	0- 1	1- 0			
0- 0	0- 0	0- 0	NEUTRAL	0- 0	0- 0	0- 0			

RPI S Opponent Score	RPI S Opponent Score	RPI S Opponent Score	RPI S Opponent Score
11 A Gonzaga 52 76		58 A Arizona 51 100	112 A Washington 54 69
16 H South Dakota 41 64		77 H Northern Ill. 86 70	126 A Portland St. 60 78
		99 H UC Davis 62 56	200 H Northern Ariz. 78 62
			211 N Saint Francis (PA) 79 77
			216 H Southern Utah 79 57
			224 A Sacramento St. 88 86
			337 A Grand Canyon 69 47
LAST 12 Division I GAMES:			
211 N Saint Francis (PA) 79 77	126 A Portland St. 60 78		
99 H UC Davis 62 56	224 A Sacramento St. 88 86		
58 A Arizona 51 100	216 H Southern Utah 79 57		
77 H Northern Ill. 86 70	200 H Northern Ariz. 78 62		
16 H South Dakota 41 64	112 A Washington 54 69		
11 A Gonzaga 52 76	337 A Grand Canyon 69 47		

Non-Div I Games: Providence (MT) 90 45

Montana

Average RPI	Win: 216	WON-LOST RECORD	WINNING PCT. RANK	LAST 10 GAMES	STRENGTH OF SCHEDULE	OPP. STRENGTH OF SCHEDULE	TEAM RPI	ADJ. RPI	CONF. RPI	ADJ CONF. RPI
Average RPI	Loss: 60									
DIV. I ONLY	7- 6	151	5-5	123	74	109	109	14	14	
DIV. I NON-CONF.	4- 5	190	1- 0	97	49	119	119	11	11	

TOTALS	RPI 1-25	RPI 26-50	W-L RECORDS	RPI 51-100	RPI 101-150	RPI 150+				
7- 6	0- 1	0- 3	OVERALL	0- 1	1- 1	6- 0				
4- 1	0- 0	0- 1	HOME	0- 0	0- 0	4- 0				
2- 5	0- 1	0- 2	AWAY	0- 1	1- 1	1- 0				
1- 0	0- 0	0- 0	NEUTRAL	0- 0	0- 0	1- 0				
4- 5	0- 1	0- 3	NON-CONFERENCE	0- 1	1- 0	3- 0				
2- 1	0- 0	0- 1	HOME	0- 0	0- 0	2- 0				
1- 4	0- 1	0- 2	AWAY	0- 1	1- 0	0- 0				
1- 0	0- 0	0- 0	NEUTRAL	0- 0	0- 0	1- 0				
3- 1	0- 0	0- 0	CONFERENCE	0- 0	0- 1	3- 0				
2- 0	0- 0	0- 0	HOME	0- 0	0- 0	2- 0				
1- 1	0- 0	0- 0	AWAY	0- 0	0- 1	1- 0				
0- 0	0- 0	0- 0	NEUTRAL	0- 0	0- 0	0- 0				

RPI 1-25				RPI 26-50				RPI 51-100				RPI 101+ Team's RPI: 109			
RPI	S	Opponent	Score	RPI	S	Opponent	Score	RPI	S	Opponent	Score	RPI	S	Opponent	Score
18	A	Marquette	52 100	37	H	South Dakota St.	67 88	84	A	TCU	49 71	122	A	Texas St.	67 59
				44	A	Wyoming	58 66					126	A	Portland St.	53 55
				48	A	SFA	53 60					200	H	Northern Ariz.	80 70
												206	N	Delaware	69 60
												216	H	Southern Utah	69 64
												224	A	Sacramento St.	69 53
												241	H	Long Beach St.	85 62
												302	H	Omaha	59 56

LAST 12 Division I GAMES:															
122	A	Texas St.	67 59	126	A	Portland St.	53 55	200	H	Northern Ariz.	80 70	216	H	Southern Utah	69 64
224	A	Sacramento St.	69 53	37	H	South Dakota St.	67 88	302	H	Omaha	59 56	84	A	TCU	49 71
48	A	SFA	53 60	44	A	Wyoming	58 66								
241	H	Long Beach St.	85 62	206	N	Delaware	69 60								

Non-Div I Games: Carroll (MT) 64 48

Montana St.

Average RPI Win:	277	WON-LOST	WINNING	LAST 10	STRENGTH OF	OPP. STRENGTH	TEAM	ADJ.	CONF.	ADJ CONF.
Average RPI Loss:	170	RECORD	PCT. RANK	GAMES	SCHEDULE	OF SCHEDULE	RPI	RPI	RPI	RPI
DIV. I ONLY	8- 5	109	6-4	312	302	191	191	20	20	
DIV. I NON-CONF.	7- 4	109	0- 0	293	272	191	191	20	20	

TOTALS	RPI 1-25	RPI 26-50	W-L RECORDS	RPI 51-100	RPI 101-150	RPI 150+				
8- 5	0- 2	0- 0	OVERALL	0- 0	1- 0	7- 3				
4- 1	0- 0	0- 0	HOME	0- 0	0- 0	4- 1				
4- 4	0- 2	0- 0	AWAY	0- 0	1- 0	3- 2				
0- 0	0- 0	0- 0	NEUTRAL	0- 0	0- 0	0- 0				
7- 4	0- 2	0- 0	NON-CONFERENCE	0- 0	1- 0	6- 2				
4- 1	0- 0	0- 0	HOME	0- 0	0- 0	4- 1				
3- 3	0- 2	0- 0	AWAY	0- 0	1- 0	2- 1				
0- 0	0- 0	0- 0	NEUTRAL	0- 0	0- 0	0- 0				
1- 1	0- 0	0- 0	CONFERENCE	0- 0	0- 0	1- 1				
0- 0	0- 0	0- 0	HOME	0- 0	0- 0	0- 0				
1- 1	0- 0	0- 0	AWAY	0- 0	0- 0	1- 1				
0- 0	0- 0	0- 0	NEUTRAL	0- 0	0- 0	0- 0				

RPI 1-25				RPI 26-50				RPI 51-100				RPI 101+ Team's RPI: 191			
RPI	S	Opponent	Score	RPI	S	Opponent	Score	RPI	S	Opponent	Score	RPI	S	Opponent	Score
5	A	Baylor	58 96									130	A	Radford	79 72
24	A	Kentucky	57 87									211	A	Saint Francis (PA)	83 89
												227	A	Gardner-Webb	84 69
												265	A	Murray St.	83 61
												275	H	St. Francis Brooklyn	94 101
												283	A	N. C. A&T	72 67
												308	H	Valparaiso	68 62
												324	H	Lipscomb	79 44
												333	A	Austin Peay	80 81
												335	H	Chicago St.	104 68
												345	H	Evansville	85 63

LAST 12 Division I GAMES:															
333	A	Austin Peay	80 81	324	H	Lipscomb	79 44								
265	A	Murray St.	83 61	211	A	Saint Francis (PA)	83 89								
275	H	St. Francis Brooklyn	94 101	130	A	Radford	79 72								
335	H	Chicago St.	104 68	5	A	Baylor	58 96								
308	H	Valparaiso	68 62	345	H	Evansville	85 63								
227	A	Gardner-Webb	84 69	24	A	Kentucky	57 87								

Non-Div I Games: Alice Lloyd 121 56 Ky. Christian 119 28

Morehead St.

Average RPI Win: **309**
 Average RPI Loss: **166**

WON-LOST
RECORD

WINNING
PCT. RANK

LAST 10
GAMES

STRENGTH OF
SCHEDULE

OPP. STRENGTH
OF SCHEDULE

TEAM
RPI

ADJ.
RPI

CONF.
RPI

ADJ CONF.
RPI

DIV. I ONLY	2- 12	320	2-8	264	233	334	334	32	32
DIV. I NON-CONF.	1- 11	335	0- 1	198	184	332	332	32	32
<hr/>									
TOTALS	RPI 1-25	RPI 26-50	W-L RECORDS	RPI 51-100	RPI 101-150	RPI 150+			
2- 12	0- 0	0- 2	OVERALL	0- 2	0- 2	2- 6			
2- 3	0- 0	0- 0	HOME	0- 0	0- 0	2- 3			
0- 6	0- 0	0- 1	AWAY	0- 2	0- 1	0- 2			
0- 3	0- 0	0- 1	NEUTRAL	0- 0	0- 1	0- 1			
1- 11	0- 0	0- 2	NON-CONFERENCE	0- 2	0- 2	1- 5			
1- 2	0- 0	0- 0	HOME	0- 0	0- 0	1- 2			
0- 6	0- 0	0- 1	AWAY	0- 2	0- 1	0- 2			
0- 3	0- 0	0- 1	NEUTRAL	0- 0	0- 1	0- 1			
1- 1	0- 0	0- 0	CONFERENCE	0- 0	0- 0	1- 1			
1- 1	0- 0	0- 0	HOME	0- 0	0- 0	1- 1			
0- 0	0- 0	0- 0	AWAY	0- 0	0- 0	0- 0			
0- 0	0- 0	0- 0	NEUTRAL	0- 0	0- 0	0- 0			

RPI	S	Opponent	Score	RPI	S	Opponent	Score	RPI	S	Opponent	Score	RPI	S	Opponent	Score	Team's RPI: 334
32	N	Maryland	44 68	68	A	Michigan	47 70	111	A	Western Ky.	43 90					
48	A	SFA	42 69	90	A	Hartford	59 80	119	N	Georgia	33 60					
								170	A	West Virginia	37 72					
								198	H	UMES	68 73					
								266	N	Niagara	57 67					
								271	H	UMass Lowell	61 49					
								285	H	Central Conn. St.	36 60					
								289	H	UMBC	68 73					
								314	A	FIU	50 59					
								347	H	Savannah St.	63 47					
<hr/>																
LAST 12 Division I GAMES:																
266	N	Niagara	57 67	198	H	UMES	68 73									
347	H	Savannah St.	63 47	271	H	UMass Lowell	61 49									
111	A	Western Ky.	43 90	289	H	UMBC	68 73									
285	H	Central Conn. St.	36 60	170	A	West Virginia	37 72									
32	N	Maryland	44 68	68	A	Michigan	47 70									
119	N	Georgia	33 60	314	A	FIU	50 59									

Non-Div I Games:

Washington Adventist 60 43

Lincoln (PA)

46 **51**

Morgan St.

Average RPI Win:	324	WON-LOST	WINNING	LAST 10	STRENGTH OF	OPP. STRENGTH	TEAM	ADJ.	CONF.	ADJ CONF.
Average RPI Loss:	121	RECORD	PCT. RANK	GAMES	SCHEDULE	OF SCHEDULE	RPI	RPI	RPI	RPI
DIV. I ONLY	3- 8	273	3-7	147	210	265	265	20	20	
DIV. I NON-CONF.	2- 7	288	0- 0	87	216	251	251	20	20	

TOTALS	RPI 1-25	RPI 26-50	W-L RECORDS	RPI 51-100	RPI 101-150	RPI 150+				
3- 8	0- 3	0- 0	OVERALL	0- 0	0- 1	3- 4				
3- 3	0- 0	0- 0	HOME	0- 0	0- 0	3- 3				
0- 5	0- 3	0- 0	AWAY	0- 0	0- 1	0- 1				
0- 0	0- 0	0- 0	NEUTRAL	0- 0	0- 0	0- 0				
2- 7	0- 3	0- 0	NON-CONFERENCE	0- 0	0- 1	2- 3				
2- 2	0- 0	0- 0	HOME	0- 0	0- 0	2- 2				
0- 5	0- 3	0- 0	AWAY	0- 0	0- 1	0- 1				
0- 0	0- 0	0- 0	NEUTRAL	0- 0	0- 0	0- 0				
1- 1	0- 0	0- 0	CONFERENCE	0- 0	0- 0	1- 1				
1- 1	0- 0	0- 0	HOME	0- 0	0- 0	1- 1				
0- 0	0- 0	0- 0	AWAY	0- 0	0- 0	0- 0				
0- 0	0- 0	0- 0	NEUTRAL	0- 0	0- 0	0- 0				

RPI 1-25				RPI 26-50				RPI 51-100				RPI 101+ Team's RPI: 265			
RPI	S	Opponent	Score	RPI	S	Opponent	Score	RPI	S	Opponent	Score	RPI	S	Opponent	Score
17	A	Butler	65 86									129	A	Illinois	52 84
23	A	Tennessee	77 98									152	H	Southern Ill.	59 65
24	A	Kentucky	49 88									179	A	Arkansas St.	63 74
												191	H	Morehead St.	61 83
												256	H	Alabama A&M	53 59
												303	H	Eastern Ky.	81 63
												324	H	Lipscomb	97 61
												345	H	Evansville	81 53

LAST 12 Division I GAMES:															
303	H	Eastern Ky.	81 63	23	A	Tennessee	77 98								
191	H	Morehead St.	61 83	24	A	Kentucky	49 88								
324	H	Lipscomb	97 61	152	H	Southern Ill.	59 65								
17	A	Butler	65 86	129	A	Illinois	52 84								
345	H	Evansville	81 53	256	H	Alabama A&M	53 59								
				179	A	Arkansas St.	63 74								

Non-Div I Games: Oakland City 113 55 Bethel (TN) 86 50

Murray St.

Loss, Non-Conf, S Site, H Home A Away N Neutral

Average RPI Win:	283	WON-LOST	WINNING	LAST 10	STRENGTH OF	OPP. STRENGTH	TEAM	ADJ.	CONF.	ADJ CONF.
Average RPI Loss:	208	RECORD	PCT. RANK	GAMES	SCHEDULE	OF SCHEDULE	RPI	RPI	RPI	RPI
DIV. I ONLY	2- 11	313	3-7	304	315	340	340	32	32	
DIV. I NON-CONF.	2- 10	311	0- 0	303	287	344	344	32	32	
<hr/>										
TOTALS	RPI 1-25	RPI 26-50	W-L RECORDS	RPI 51-100	RPI 101-150	RPI 150+				
2- 11	0- 1	0- 0	OVERALL	0- 0	0- 0	2- 10				
2- 5	0- 0	0- 0	HOME	0- 0	0- 0	2- 5				
0- 5	0- 1	0- 0	AWAY	0- 0	0- 0	0- 4				
0- 1	0- 0	0- 0	NEUTRAL	0- 0	0- 0	0- 1				
2- 10	0- 1	0- 0	NON-CONFERENCE	0- 0	0- 0	2- 9				
2- 4	0- 0	0- 0	HOME	0- 0	0- 0	2- 4				
0- 5	0- 1	0- 0	AWAY	0- 0	0- 0	0- 4				
0- 1	0- 0	0- 0	NEUTRAL	0- 0	0- 0	0- 1				
0- 1	0- 0	0- 0	CONFERENCE	0- 0	0- 0	0- 1				
0- 1	0- 0	0- 0	HOME	0- 0	0- 0	0- 1				
0- 0	0- 0	0- 0	AWAY	0- 0	0- 0	0- 0				
0- 0	0- 0	0- 0	NEUTRAL	0- 0	0- 0	0- 0				

RPI 1-25				RPI 26-50				RPI 51-100				RPI 101+ Team's RPI: 340			
RPI	S	Opponent	Score	RPI	S	Opponent	Score	RPI	S	Opponent	Score	RPI	S	Opponent	Score
14	A	Iowa	39 106									160	H	UNCW	82 89
												175	H	Elon	54 83
												176	A	Georgia St.	54 65
												187	A	High Point	69 80
												190	H	Coastal Caro.	66 89
												214	H	Bethune-Cookman	50 67
												250	H	Wofford	66 59
												268	N	Kennesaw St.	54 78
												279	A	Winthrop	41 66
												296	A	Memphis	56 77
												316	H	UNC Greensboro	66 57
												330	H	USC Upstate	63 82
<hr/>															
LAST 12 Division I GAMES:															
214	H	Bethune-Cookman	50 67	176	A	Georgia St.	54 65	250	H	Wofford	66 59	316	H	UNC Greensboro	66 57
296	A	Memphis	56 77	330	H	USC Upstate	63 82	190	H	Coastal Caro.	66 89	160	H	UNCW	82 89
268	N	Kennesaw St.	54 78	175	H	Elon	54 83								
14	A	Iowa	39 106												
279	A	Winthrop	41 66												

Non-Div I Games: Johnson & Wales (NC) 43 Wilberforce 55 49

N. C. Central

N
C
S
t
a
t
e

NC State					Through Games Of Jan. 8, 2019									
Average RPI	Win:	114	WON-LOST	WINNING	LAST 10	STRENGTH OF	OPP. STRENGTH	TEAM	ADJ.	CONF.	ADJ CONF.			
Average RPI	Loss:	0	RECORD	PCT. RANK	GAMES	SCHEDULE	OF SCHEDULE	RPI	RPI	RPI	RPI			
DIV. I ONLY		15- 0		1	10-0	53	18	9	9	1	1			
DIV. I NON-CONF.		13- 0		1	0- 0	84	28	9	9	1	1			

TOTALS		RPI 1-25		RPI 26-50		W-L RECORDS		RPI 51-100		RPI 101-150		RPI 150+		
15- 0		0- 0		2- 0		OVERALL		5- 0		4- 0		4- 0		
10- 0		0- 0		1- 0		HOME		4- 0		2- 0		3- 0		
3- 0		0- 0		0- 0		AWAY		1- 0		2- 0		0- 0		
2- 0		0- 0		1- 0		NEUTRAL		0- 0		0- 0		1- 0		
13- 0		0- 0		1- 0		NON-CONFERENCE		5- 0		3- 0		4- 0		
9- 0		0- 0		0- 0		HOME		4- 0		2- 0		3- 0		
2- 0		0- 0		0- 0		AWAY		1- 0		1- 0		0- 0		
2- 0		0- 0		1- 0		NEUTRAL		0- 0		0- 0		1- 0		
2- 0		0- 0		1- 0		CONFERENCE		0- 0		1- 0		0- 0		
1- 0		0- 0		1- 0		HOME		0- 0		0- 0		0- 0		
1- 0		0- 0		0- 0		AWAY		0- 0		1- 0		0- 0		
0- 0		0- 0		0- 0		NEUTRAL		0- 0		0- 0		0- 0		

RPI 1-25			Team's RPI: 9			RPI 26-50			RPI 51-100			RPI 101+		
RPI	S	Opponent	Score		RPI	S	Opponent	Score		RPI	S	Opponent	Score	
28	N	Michigan St.	78	74	51	H	Belmont	77	62	106	A	Boston College	85	69
36	H	Duke	63	51	62	H	Old Domi ni on	85	56	113	H	Kent St.	78	61
					68	H	Mi chi gan	66	55	128	A	Chattanooga	78	58
					80	H	Maine	84	46	130	H	Radford	75	58
					87	A	Georgetown	76	65	172	H	Vanderbi l t	74	54
										183	H	Davi dson	75	45
										218	N	George Washi ngton	69	61
										243	H	Hampton	83	51
LAST 12 Division I GAMES:														
106	A	Boston College	85	69	128	A	Chattanooga	78	58					
36	H	Duke	63	51	80	H	Maine	84	46					
183	H	Davi dson	75	45	87	A	Georgetown	76	65					
218	N	George Washi ngton	69	61	243	H	Hampton	83	51					
28	N	Mi chi gan St.	78	74	62	H	Ol d Domi ni on	85	56					
130	H	Radford	75	58	68	H	Mi chi gan	66	55					

Average RPI Win:	303	WON-LOST	WINNING	LAST 10	STRENGTH OF	OPP. STRENGTH	TEAM	ADJ.	CONF.	ADJ CONF.
Average RPI Loss:	208	RECORD	PCT. RANK	GAMES	SCHEDULE	OF SCHEDULE	RPI	RPI	RPI	RPI
DIV. I ONLY	4- 10	266	4-6	324	329	326	326	26	26	
DIV. I NON-CONF.	3- 10	278	0- 0	321	334	334	334	27	27	

TOTALS	RPI 1-25	RPI 26-50	W-L RECORDS	RPI 51-100	RPI 101-150	RPI 150+				
4- 10	0- 0	0- 0	OVERALL	0- 2	0- 1	4- 7				
2- 4	0- 0	0- 0	HOME	0- 1	0- 1	2- 2				
2- 6	0- 0	0- 0	AWAY	0- 1	0- 0	2- 5				
0- 0	0- 0	0- 0	NEUTRAL	0- 0	0- 0	0- 0				
3- 10	0- 0	0- 0	NON-CONFERENCE	0- 2	0- 1	3- 7				
1- 4	0- 0	0- 0	HOME	0- 1	0- 1	1- 2				
2- 6	0- 0	0- 0	AWAY	0- 1	0- 0	2- 5				
0- 0	0- 0	0- 0	NEUTRAL	0- 0	0- 0	0- 0				
1- 0	0- 0	0- 0	CONFERENCE	0- 0	0- 0	1- 0				
1- 0	0- 0	0- 0	HOME	0- 0	0- 0	1- 0				
0- 0	0- 0	0- 0	AWAY	0- 0	0- 0	0- 0				
0- 0	0- 0	0- 0	NEUTRAL	0- 0	0- 0	0- 0				

RPI 1-25				RPI 26-50				RPI 51-100				RPI 101+ Team's RPI: 326			
RPI	S	Opponent	Score	RPI	S	Opponent	Score	RPI	S	Opponent	Score	RPI	S	Opponent	Score
								76	A	Penn	42 85	113	H	Kent St.	40 57
								90	H	Hartford	53 84	170	A	West Virginia	50 95
												207	H	Southeast Mo. St.	58 68
												222	A	Howard	57 77
												253	A	Rider	46 67
												268	H	Kennesaw St.	66 60
												273	A	Colgate	71 53
												294	A	Saint Peter's	57 70
												306	H	Vermont	63 71
												320	H	Western Caro.	79 71
												350	A	Fairleigh Dickinson	43 64
												351	A	LIU Brooklyn	72 51
LAST 12 Division I GAMES:															
268	H	Kennesaw St.	66 60	273	A	Colgate	71 53								
90	H	Hartford	53 84	351	A	LIU Brooklyn	72 51								
113	H	Kent St.	40 57	306	H	Vermont	63 71								
350	A	Fairleigh Dickinson	43 64	253	A	Rider	46 67								
76	A	Penn	42 85	207	H	Southeast Mo. St.	58 68								
170	A	West Virginia	50 95	320	H	Western Caro.	79 71								

Non-Div I Games:

NJIT

Navy

N
a
v
y

Non-Div I Games:	Catholic	81	36
------------------	----------	----	----

Average RPI Win:	170	WON-LOST	WINNING	LAST 10	STRENGTH OF	OPP. STRENGTH	TEAM	ADJ.	CONF.	ADJ CONF.
Average RPI Loss:	40	RECORD	PCT. RANK	GAMES	SCHEDULE	OF SCHEDULE	RPI	RPI	RPI	RPI
DIV. I ONLY	7- 8	185	5-5	21	27	85	85	4	4	
DIV. I NON-CONF.	5- 6	177	0- 0	50	34	105	105	4	4	

TOTALS	RPI 1-25	RPI 26-50	W-L RECORDS	RPI 51-100	RPI 101-150	RPI 150+				
7- 8	0- 4	1- 1	OVERALL	1- 3	1- 0	4- 0				
5- 2	0- 1	1- 1	HOME	1- 0	0- 0	3- 0				
1- 6	0- 3	0- 0	AWAY	0- 3	0- 0	1- 0				
1- 0	0- 0	0- 0	NEUTRAL	0- 0	1- 0	0- 0				
5- 6	0- 3	1- 0	NON-CONFERENCE	0- 3	1- 0	3- 0				
4- 1	0- 1	1- 0	HOME	0- 0	0- 0	3- 0				
0- 5	0- 2	0- 0	AWAY	0- 3	0- 0	0- 0				
1- 0	0- 0	0- 0	NEUTRAL	0- 0	1- 0	0- 0				
2- 2	0- 1	0- 1	CONFERENCE	1- 0	0- 0	1- 0				
1- 1	0- 0	0- 1	HOME	1- 0	0- 0	0- 0				
1- 1	0- 1	0- 0	AWAY	0- 0	0- 0	1- 0				
0- 0	0- 0	0- 0	NEUTRAL	0- 0	0- 0	0- 0				

RPI 1-25				RPI 26-50				RPI 51-100 Team's RPI: 85				RPI 101+			
RPI	S	Opponent	Score	RPI	S	Opponent	Score	RPI	S	Opponent	Score	RPI	S	Opponent	Score
8	A	Louisville	68 85	32	H	Maryland	63 81	55	A	Arkansas	80 84	130	N	Radford	77 39
10	H	Drake	77 83	47	H	Kansas	58 52	68	H	Michigan	70 56	157	H	Denver	96 71
14	A	Iowa	71 77					77	A	Creighton	65 74	162	A	Ohio St.	78 69
25	A	Miami (FL)	68 82					98	A	Washington St.	84 87	293	H	San Jose St.	96 63
												330	H	USC Upstate	87 64
LAST 12 Division I GAMES:															
				32	H	Maryland	63 81	55	A	Arkansas	80 84				
				14	A	Iowa	71 77	157	H	Denver	96 71				
				162	A	Ohio St.	78 69	293	H	San Jose St.	96 63				
				68	H	Michigan	70 56	47	H	Kansas	58 52				
				130	N	Radford	77 39	77	A	Creighton	65 74				
				25	A	Miami (FL)	68 82	8	A	Louisville	68 85				

Non-Div I Games:

Nebraska

Average RPI Win:	290	WON-LOST	WINNING	LAST 10	STRENGTH OF	OPP. STRENGTH	TEAM	ADJ.	CONF.	ADJ CONF.
Average RPI Loss:	101	RECORD	PCT. RANK	GAMES	SCHEDULE	OF SCHEDULE	RPI	RPI	RPI	RPI
DIV. I ONLY	3- 9	279	3-7	97	181	230	230	10	10	
DIV. I NON-CONF.	3- 7	256	0- 1	139	179	252	252	10	10	

TOTALS	RPI 1-25	RPI 26-50	W-L RECORDS	RPI 51-100	RPI 101-150	RPI 150+				
3- 9	0- 0	0- 2	OVERALL	0- 4	0- 0	3- 3				
2- 5	0- 0	0- 2	HOME	0- 2	0- 0	2- 1				
1- 2	0- 0	0- 0	AWAY	0- 0	0- 0	1- 2				
0- 2	0- 0	0- 0	NEUTRAL	0- 2	0- 0	0- 0				
3- 7	0- 0	0- 1	NON-CONFERENCE	0- 4	0- 0	3- 2				
2- 4	0- 0	0- 1	HOME	0- 2	0- 0	2- 1				
1- 1	0- 0	0- 0	AWAY	0- 0	0- 0	1- 1				
0- 2	0- 0	0- 0	NEUTRAL	0- 2	0- 0	0- 0				
0- 2	0- 0	0- 1	CONFERENCE	0- 0	0- 0	0- 1				
0- 1	0- 0	0- 1	HOME	0- 0	0- 0	0- 0				
0- 1	0- 0	0- 0	AWAY	0- 0	0- 0	0- 1				
0- 0	0- 0	0- 0	NEUTRAL	0- 0	0- 0	0- 0				

RPI	S	Opponent	Score	RPI	S	Opponent	Score	RPI	S	Opponent	Score	RPI	S	Opponent	Score	Team's RPI: 230
30	H	New Mexico	64 66	49	H	Southern California	51 72	61	H	Utah	52 74	158	A	Utah St.	76 79	
								77	N	Northern Ill.	69 98	167	A	Santa Clara	48 56	
								83	H	Colorado	52 65	184	H	Texas Tech	67 86	
								99	N	UC Davis	68 84	241	A	Long Beach St.	76 67	
												291	H	Hawaii	79 78	
												338	H	Seattle U	67 54	

LAST 12 Division I GAMES:																
77	N	Northern Ill.	69 98	338	H	Seattle U	67 54	184	H	Texas Tech	67 86	99	N	UC Davis	68 84	
30	H	New Mexico	64 66	49	H	Southern California	51 72	83	H	Colorado	52 65	241	A	Long Beach St.	76 67	
158	A	Utah St.	76 79	61	H	Utah	52 74									
291	H	Hawaii	79 78													
167	A	Santa Clara	48 56													
61	H	Utah	52 74													

Non-Div I Games: Stanislaus St. 75 52

Nevada

Average RPI Win:	278	WON-LOST	WINNING	LAST 10	STRENGTH OF	OPP. STRENGTH	TEAM	ADJ.	CONF.	ADJ CONF.
Average RPI Loss:	176	RECORD	PCT. RANK	GAMES	SCHEDULE	OF SCHEDULE	RPI	RPI	RPI	RPI
DIV. I ONLY	2- 12	320	3-7	208	280	323	323	23	23	
DIV. I NON-CONF.	2- 10	311	0- 0	183	311	323	323	23	23	

TOTALS	RPI 1-25	RPI 26-50	W-L RECORDS	RPI 51-100	RPI 101-150	RPI 150+				
2- 12	0- 0	0- 1	OVERALL	0- 2	0- 3	2- 6				
2- 4	0- 0	0- 0	HOME	0- 0	0- 1	2- 3				
0- 8	0- 0	0- 1	AWAY	0- 2	0- 2	0- 3				
0- 0	0- 0	0- 0	NEUTRAL	0- 0	0- 0	0- 0				
2- 10	0- 0	0- 1	NON-CONFERENCE	0- 1	0- 3	2- 5				
2- 3	0- 0	0- 0	HOME	0- 0	0- 1	2- 2				
0- 7	0- 0	0- 1	AWAY	0- 1	0- 2	0- 3				
0- 0	0- 0	0- 0	NEUTRAL	0- 0	0- 0	0- 0				
0- 2	0- 0	0- 0	CONFERENCE	0- 1	0- 0	0- 1				
0- 1	0- 0	0- 0	HOME	0- 0	0- 0	0- 1				
0- 1	0- 0	0- 0	AWAY	0- 1	0- 0	0- 0				
0- 0	0- 0	0- 0	NEUTRAL	0- 0	0- 0	0- 0				

RPI 1-25				RPI 26-50				RPI 51-100				RPI 101+ Team's RPI: 323			
RPI	S	Opponent	Score	RPI	S	Opponent	Score	RPI	S	Opponent	Score	RPI	S	Opponent	Score
				27	A	Northeastern	54 69	72	A	Minnesota	47 70	101	H	Princeton	42 90
								80	A	Maine	46 67	140	A	Boston U.	39 60
												149	A	South Fla.	36 79
												225	H	Dartmouth	42 62
												229	H	Sacred Heart	60 71
												237	A	Brown	70 76
												245	H	Binghamton	62 71
												247	H	Holy Cross	74 62
												285	A	Central Conn. St.	47 56
												309	H	Bryant	79 74
												321	A	North Dakota St.	51 56
LAST 12 Division I GAMES:															
				245	H	Binghamton	62 71	285	A	Central Conn. St.	47 56				
				80	A	Maine	46 67	247	H	Holy Cross	74 62				
				101	H	Princeton	42 90	149	A	South Fla.	36 79				
				225	H	Dartmouth	42 62	140	A	Boston U.	39 60				
				229	H	Sacred Heart	60 71	309	H	Bryant	79 74				
				237	A	Brown	70 76	27	A	Northeastern	54 69				

Non-Div I Games: U New England 68 44

New Hampshire

Average RPI Win:	162	WON-LOST	WINNING	LAST 10	STRENGTH OF	OPP. STRENGTH	TEAM	ADJ.	CONF.	ADJ CONF.
Average RPI Loss:	39	RECORD	PCT. RANK	GAMES	SCHEDULE	OF SCHEDULE	RPI	RPI	RPI	RPI
DIV. I ONLY	12- 1	13	10-0	160	36	30	30	10	10	
DIV. I NON-CONF.	10- 1	19	1- 0	108	43	21	21	10	10	
<hr/>										
TOTALS	RPI 1-25	RPI 26-50	W-L RECORDS	RPI 51-100	RPI 101-150	RPI 150+				
12- 1	0- 0	1- 1	OVERALL	1- 0	3- 0	7- 0				
8- 1	0- 0	1- 1	HOME	1- 0	2- 0	4- 0				
4- 0	0- 0	0- 0	AWAY	0- 0	1- 0	3- 0				
0- 0	0- 0	0- 0	NEUTRAL	0- 0	0- 0	0- 0				
10- 1	0- 0	1- 1	NON-CONFERENCE	1- 0	3- 0	5- 0				
7- 1	0- 0	1- 1	HOME	1- 0	2- 0	3- 0				
3- 0	0- 0	0- 0	AWAY	0- 0	1- 0	2- 0				
0- 0	0- 0	0- 0	NEUTRAL	0- 0	0- 0	0- 0				
2- 0	0- 0	0- 0	CONFERENCE	0- 0	0- 0	2- 0				
1- 0	0- 0	0- 0	HOME	0- 0	0- 0	1- 0				
1- 0	0- 0	0- 0	AWAY	0- 0	0- 0	1- 0				
0- 0	0- 0	0- 0	NEUTRAL	0- 0	0- 0	0- 0				

RPI	S	Opponent	Score	RPI	S	Opponent	Score	RPI	S	Opponent	Score	RPI	S	Opponent	Score
39	H	Auburn	76 79	48	H	SFA	74 33	90	H	Hartford	72 65	118	A	Houston	89 84
												122	H	Texas St.	82 51
												133	H	Oklahoma	84 80
												153	A	New Mexico St.	75 50
												153	H	New Mexico St.	83 58
												194	H	Air Force	78 57
												200	A	Northern Ariz.	84 55
												224	H	Sacramento St.	85 53
												230	A	Nevada	66 64
												280	H	UTEP	69 51
<hr/>															
LAST 12 Division I GAMES:															
48	H	SFA	74 33	194	H	Air Force	78 57	224	H	Sacramento St.	85 53	153	A	New Mexico St.	75 50
90	H	Hartford	72 65	200	A	Northern Ariz.	84 55	280	H	UTEP	69 51	153	H	New Mexico St.	83 58
39	H	Auburn	76 79												
230	A	Nevada	66 64												
133	H	Oklahoma	84 80												
118	A	Houston	89 84												

Non-Div I Games:

New Mexico

Average RPI Win:	277	WON-LOST	WINNING	LAST 10	STRENGTH OF	OPP. STRENGTH	TEAM	ADJ.	CONF.	ADJ CONF.
Average RPI Loss:	104	RECORD	PCT. RANK	GAMES	SCHEDULE	OF SCHEDULE	RPI	RPI	RPI	RPI
DIV. I ONLY	7- 5	126	6-4	153	341	153	153	30	30	
DIV. I NON-CONF.	6- 5	143	1- 0	127	339	141	141	30	30	

TOTALS	RPI 1-25	RPI 26-50	W-L RECORDS	RPI 51-100	RPI 101-150	RPI 150+				
7- 5	0- 0	0- 2	OVERALL	0- 0	0- 2	7- 1				
2- 2	0- 0	0- 1	HOME	0- 0	0- 1	2- 0				
4- 2	0- 0	0- 1	AWAY	0- 0	0- 0	4- 1				
1- 1	0- 0	0- 0	NEUTRAL	0- 0	0- 1	1- 0				
6- 5	0- 0	0- 2	NON-CONFERENCE	0- 0	0- 2	6- 1				
1- 2	0- 0	0- 1	HOME	0- 0	0- 1	1- 0				
4- 2	0- 0	0- 1	AWAY	0- 0	0- 0	4- 1				
1- 1	0- 0	0- 0	NEUTRAL	0- 0	0- 1	1- 0				
1- 0	0- 0	0- 0	CONFERENCE	0- 0	0- 0	1- 0				
1- 0	0- 0	0- 0	HOME	0- 0	0- 0	1- 0				
0- 0	0- 0	0- 0	AWAY	0- 0	0- 0	0- 0				
0- 0	0- 0	0- 0	NEUTRAL	0- 0	0- 0	0- 0				

RPI 1-25				RPI 26-50				RPI 51-100				RPI 101+ Team's RPI: 153			
RPI	S	Opponent	Score	RPI	S	Opponent	Score	RPI	S	Opponent	Score	RPI	S	Opponent	Score
				30	A	New Mexico	58 83					124	N	South Alabama	67 68
				30	H	New Mexico	50 75					141	H	Abilene Christian	46 58
												157	H	Denver	66 64
												196	A	UC Riverside	64 65
												267	H	California Baptist	76 69
												280	A	UTEP	69 65
												286	A	Western Mich.	66 54
												299	A	UC Santa Barbara	81 73
												300	A	A&M-Corpus Christi	67 65
												348	N	Alcorn	82 64
LAST 12 Division I GAMES:															
				348	N	Alcorn	82 64					124	N	South Alabama	67 68
				267	H	California Baptist	76 69					300	A	A&M-Corpus Christi	67 65
				299	A	UC Santa Barbara	81 73					30	H	New Mexico	50 75
				196	A	UC Riverside	64 65					157	H	Denver	66 64
				280	A	UTEP	69 65					30	A	New Mexico	58 83
				286	A	Western Mich.	66 54					141	H	Abilene Christian	46 58

Non-Div I Games: Tex. Permian Basin 70 38 Northern N.M. 101 51

New Mexico St.

Average RPI Win:	296	WON-LOST	WINNING	LAST 10	STRENGTH OF	OPP. STRENGTH	TEAM	ADJ.	CONF.	ADJ CONF.
Average RPI Loss:	156	RECORD	PCT. RANK	GAMES	SCHEDULE	OF SCHEDULE	RPI	RPI	RPI	RPI
DIV. I ONLY	1- 7	324	3-7	145	275	272	272	24	24	
DIV. I NON-CONF.	1- 5	311	0- 0	60	275	206	206	21	21	

TOTALS	RPI 1-25	RPI 26-50	W-L RECORDS	RPI 51-100	RPI 101-150	RPI 150+				
1- 7	0- 1	0- 0	OVERALL	0- 1	0- 3	1- 2				
0- 2	0- 0	0- 0	HOME	0- 0	0- 1	0- 1				
1- 5	0- 1	0- 0	AWAY	0- 1	0- 2	1- 1				
0- 0	0- 0	0- 0	NEUTRAL	0- 0	0- 0	0- 0				
1- 5	0- 1	0- 0	NON-CONFERENCE	0- 1	0- 2	1- 1				
0- 1	0- 0	0- 0	HOME	0- 0	0- 0	0- 1				
1- 4	0- 1	0- 0	AWAY	0- 1	0- 2	1- 0				
0- 0	0- 0	0- 0	NEUTRAL	0- 0	0- 0	0- 0				
0- 2	0- 0	0- 0	CONFERENCE	0- 0	0- 1	0- 1				
0- 1	0- 0	0- 0	HOME	0- 0	0- 1	0- 0				
0- 1	0- 0	0- 0	AWAY	0- 0	0- 0	0- 1				
0- 0	0- 0	0- 0	NEUTRAL	0- 0	0- 0	0- 0				

RPI 1-25				RPI 26-50				RPI 51-100				RPI 101+				Team's RPI: 272
RPI	S	Opponent	Score	RPI	S	Opponent	Score	RPI	S	Opponent	Score	RPI	S	Opponent	Score	
25	A	Miami (FL)	38 78					82	A	Pittsburgh	38 90	103	A	Rice	56 67	
												141	H	Abilene Christian	52 59	
												144	A	Xavier	45 61	
												281	A	Houston Baptist	74 83	
												296	A	Memphis	66 59	
												315	H	La. -Monroe	44 57	

LAST 12 Division I GAMES:																
281	A	Houston Baptist	74 83	296	A	Memphis	66 59	103	A	Rice	56 67					
141	H	Abilene Christian	52 59	315	H	La. -Monroe	44 57	82	A	Pittsburgh	38 90					
144	A	Xavier	45 61													
25	A	Miami (FL)	38 78													

Non-Div I Games: Dillard 68 59 Centenary (LA) 104 42 Trinity Baptist 93 38

New Orleans

Average RPI Win:	291	WON-LOST	WINNING	LAST 10	STRENGTH OF	OPP. STRENGTH	TEAM	ADJ.	CONF.	ADJ CONF.
Average RPI Loss:	132	RECORD	PCT. RANK	GAMES	SCHEDULE	OF SCHEDULE	RPI	RPI	RPI	RPI
DIV. I ONLY	5- 9	240	5-5	230	151	266	266	27	27	
DIV. I NON-CONF.	4- 8	241	1- 0	229	120	266	266	28	28	

TOTALS	RPI 1-25	RPI 26-50	W-L RECORDS	RPI 51-100	RPI 101-150	RPI 150+				
5- 9	0- 2	0- 0	OVERALL	0- 2	0- 1	5- 4				
4- 3	0- 0	0- 0	HOME	0- 1	0- 0	4- 2				
0- 5	0- 2	0- 0	AWAY	0- 1	0- 0	0- 2				
1- 1	0- 0	0- 0	NEUTRAL	0- 0	0- 1	1- 0				
4- 8	0- 2	0- 0	NON-CONFERENCE	0- 1	0- 1	4- 4				
3- 2	0- 0	0- 0	HOME	0- 0	0- 0	3- 2				
0- 5	0- 2	0- 0	AWAY	0- 1	0- 0	0- 2				
1- 1	0- 0	0- 0	NEUTRAL	0- 0	0- 1	1- 0				
1- 1	0- 0	0- 0	CONFERENCE	0- 1	0- 0	1- 0				
1- 1	0- 0	0- 0	HOME	0- 1	0- 0	1- 0				
0- 0	0- 0	0- 0	AWAY	0- 0	0- 0	0- 0				
0- 0	0- 0	0- 0	NEUTRAL	0- 0	0- 0	0- 0				

RPI	S	Opponent	Score	RPI	S	Opponent	Score	RPI	S	Opponent	Score	RPI	S	Opponent	Score	Team's RPI: 266
2	A	Iowa St.	35 95					65	A	Buffalo	61 88	120	N	Yale	64 67	
3	A	Syracuse	45 94					95	H	Marist	58 87	170	A	West Virginia	32 84	
												222	H	Howard	61 68	
												235	H	St. Bonaventure	48 76	
												245	H	Binghamton	79 72	
												260	H	Coppin St.	71 69	
												273	H	Colgate	74 69	
												277	A	Saint Joseph's	54 68	
												334	N	Morgan St.	67 57	
												341	H	Manhattan	61 51	
LAST 12 Division I GAMES:																
341	H	Manhattan	61 51	334	N	Morgan St.	67 57									
95	H	Marist	58 87	120	N	Yale	64 67									
273	H	Colgate	74 69	245	H	Binghamton	79 72									
170	A	West Virginia	32 84	222	H	Howard	61 68									
3	A	Syracuse	45 94	277	A	Saint Joseph's	54 68									
260	H	Coppin St.	71 69	65	A	Buffalo	61 88									

Non-Div I Games:

Niagara

Average RPI Win:	288	WON-LOST	WINNING	LAST 10	STRENGTH OF	OPP. STRENGTH	TEAM	ADJ.	CONF.	ADJ CONF.
Average RPI Loss:	83	RECORD	PCT. RANK	GAMES	SCHEDULE	OF SCHEDULE	RPI	RPI	RPI	RPI
DIV. I ONLY	6- 6	168	8-2	257	152	181	181	24	24	
DIV. I NON-CONF.	4- 6	212	0- 1	160	126	164	164	21	21	

TOTALS	RPI 1-25	RPI 26-50	W-L RECORDS	RPI 51-100	RPI 101-150	RPI 150+				
6- 6	0- 1	0- 1	OVERALL	0- 2	0- 1	6- 1				
3- 0	0- 0	0- 0	HOME	0- 0	0- 0	3- 0				
2- 5	0- 1	0- 1	AWAY	0- 2	0- 1	2- 0				
1- 1	0- 0	0- 0	NEUTRAL	0- 0	0- 0	1- 1				
4- 6	0- 1	0- 1	NON-CONFERENCE	0- 2	0- 1	4- 1				
1- 0	0- 0	0- 0	HOME	0- 0	0- 0	1- 0				
2- 5	0- 1	0- 1	AWAY	0- 2	0- 1	2- 0				
1- 1	0- 0	0- 0	NEUTRAL	0- 0	0- 0	1- 1				
2- 0	0- 0	0- 0	CONFERENCE	0- 0	0- 0	2- 0				
2- 0	0- 0	0- 0	HOME	0- 0	0- 0	2- 0				
0- 0	0- 0	0- 0	AWAY	0- 0	0- 0	0- 0				
0- 0	0- 0	0- 0	NEUTRAL	0- 0	0- 0	0- 0				

RPI 1-25				RPI 26-50				RPI 51-100				RPI 101+ Team's RPI: 181			
RPI	S	Opponent	Score	RPI	S	Opponent	Score	RPI	S	Opponent	Score	RPI	S	Opponent	Score
5	A	Baylor	39 100	39	A	Auburn	59 80	53	A	LSU	44 76	122	A	Texas St.	67 72
								75	A	Tulane	46 71	206	N	Delaware	56 71
												254	H	Mississippi Val.	72 47
												261	N	Texas Southern	58 57
												280	A	UTEP	58 56
												292	H	Incarnate Word	86 62
												315	A	La.-Monroe	55 54
												325	H	Northwestern St.	97 86

LAST 12 Division I GAMES:															
292	H	Incarnate Word	86 62	206	N	Delaware	56 71								
325	H	Northwestern St.	97 86	122	A	Texas St.	67 72								
53	A	LSU	44 76	261	N	Texas Southern	58 57								
315	A	La.-Monroe	55 54	280	A	UTEP	58 56								
75	A	Tulane	46 71	39	A	Auburn	59 80								
254	H	Mississippi Val.	72 47	5	A	Baylor	39 100								

Non-Div I Games: Southern-N.O. 86 49 William Carey 86 45

Nicholls St.

Average RPI Win:	300	WON-LOST	WINNING	LAST 10	STRENGTH OF	OPP. STRENGTH	TEAM	ADJ.	CONF.	ADJ CONF.
Average RPI Loss:	165	RECORD	PCT. RANK	GAMES	SCHEDULE	OF SCHEDULE	RPI	RPI	RPI	RPI
DIV. I ONLY	5- 8	228	5-5	319	230	304	304	32	32	
DIV. I NON-CONF.	3- 8	267	1- 0	256	213	291	291	32	32	

TOTALS	RPI 1-25	RPI 26-50	W-L RECORDS	RPI 51-100	RPI 101-150	RPI 150+				
5- 8	0- 0	0- 0	OVERALL	0- 2	0- 2	5- 4				
4- 2	0- 0	0- 0	HOME	0- 0	0- 1	4- 1				
0- 6	0- 0	0- 0	AWAY	0- 2	0- 1	0- 3				
1- 0	0- 0	0- 0	NEUTRAL	0- 0	0- 0	1- 0				
3- 8	0- 0	0- 0	NON-CONFERENCE	0- 2	0- 2	3- 4				
2- 2	0- 0	0- 0	HOME	0- 0	0- 1	2- 1				
0- 6	0- 0	0- 0	AWAY	0- 2	0- 1	0- 3				
1- 0	0- 0	0- 0	NEUTRAL	0- 0	0- 0	1- 0				
2- 0	0- 0	0- 0	CONFERENCE	0- 0	0- 0	2- 0				
2- 0	0- 0	0- 0	HOME	0- 0	0- 0	2- 0				
0- 0	0- 0	0- 0	AWAY	0- 0	0- 0	0- 0				
0- 0	0- 0	0- 0	NEUTRAL	0- 0	0- 0	0- 0				

RPI 1-25				RPI 26-50				RPI 51-100				RPI 101+				Team's RPI: 304
RPI	S	Opponent	Score	RPI	S	Opponent	Score	RPI	S	Opponent	Score	RPI	S	Opponent	Score	
								62	A	Old Domini on	53 69	114	A	Lehigh	41 62	
								91	A	Wake Forest	61 63	142	H	William & Mary	44 55	
												187	A	High Point	51 83	
												210	H	Navy	65 58	
												228	A	Ole Miss	42 60	
												238	H	Campbell	49 57	
												258	A	La Salle	52 62	
												270	N	Liberty	66 53	
												332	H	Florida A&M	60 58	
												344	H	Longwood	74 42	
												346	H	Delaware St.	63 50	
LAST 12 Division I GAMES:																
346	H	Delaware St.	63 50	270	N	Liberty	66 53									
91	A	Wake Forest	61 63	332	H	Florida A&M	60 58									
142	H	William & Mary	44 55	114	A	Lehigh	41 62									
187	A	High Point	51 83	238	H	Campbell	49 57									
344	H	Longwood	74 42	210	H	Navy	65 58									
258	A	La Salle	52 62	62	A	Old Domini on	53 69									

Non-Div I Games: Cheyney 93 40 Saint Augustine's 71 38

Norfolk St.

Average RPI Win: 242

Average RPI Loss: 121

WON-LOST
RECORDWINNING
PCT. RANKLAST 10
GAMESSTRENGTH OF
SCHEDULEOPP. STRENGTH
OF SCHEDULETEAM
RPIADJ.
RPICONF.
RPIADJ CONF.
RPIDIV. I ONLY
DIV. I NON-CONF.6- 2
5- 155
378-2
0- 0335
345109
53163
150163
15026
2726
27

TOTALS

RPI 1-25

RPI 26-50

W-L RECORDS

RPI 51-100

RPI 101-150

RPI 150+

6- 2

0- 0

0- 0

OVERALL

0- 1

0- 1

6- 0

1- 1

0- 0

0- 0

HOME

0- 1

0- 0

1- 0

4- 1

0- 0

0- 0

AWAY

0- 0

0- 1

4- 0

1- 0

0- 0

0- 0

NEUTRAL

0- 0

0- 0

1- 0

5- 1

0- 0

0- 0

NON-CONFERENCE

0- 0

0- 1

5- 0

1- 0

0- 0

0- 0

HOME

0- 0

0- 0

1- 0

3- 1

0- 0

0- 0

AWAY

0- 0

0- 1

3- 0

1- 0

0- 0

0- 0

NEUTRAL

0- 0

0- 0

1- 0

1- 1

0- 0

0- 0

CONFERENCE

0- 1

0- 0

1- 0

0- 1

0- 0

0- 0

HOME

0- 1

0- 0

0- 0

1- 0

0- 0

0- 0

AWAY

0- 0

0- 0

1- 0

0- 0

0- 0

0- 0

NEUTRAL

0- 0

0- 0

0- 0

RPI 1-25

RPI 26-50

RPI 51-100

RPI 101+

Team's RPI: 163

RPI S Opponent Score

RPI S Opponent Score

RPI S Opponent Score

RPI S Opponent Score

RPI S Opponent Score

RPI S Opponent Score

RPI S Opponent Score

RPI S Opponent Score

RPI S Opponent Score

RPI S Opponent Score

RPI S Opponent Score

RPI S Opponent Score

RPI S Opponent Score

RPI S Opponent Score

RPI S Opponent Score

RPI S Opponent Score

RPI S Opponent Score

RPI S Opponent Score

RPI S Opponent Score

RPI S Opponent Score

RPI S Opponent Score

RPI S Opponent Score

RPI S Opponent Score

RPI S Opponent Score

RPI S Opponent Score

RPI S Opponent Score

RPI S Opponent Score

RPI S Opponent Score

RPI S Opponent Score

RPI S Opponent Score

RPI S Opponent Score

RPI S Opponent Score

RPI S Opponent Score

RPI S Opponent Score

RPI S Opponent Score

RPI S Opponent Score

RPI S Opponent Score

RPI S Opponent Score

RPI S Opponent Score

RPI S Opponent Score

RPI S Opponent Score

RPI S Opponent Score

RPI S Opponent Score

RPI S Opponent Score

RPI S Opponent Score

RPI S Opponent Score

RPI S Opponent Score

RPI S Opponent Score

RPI S Opponent Score

RPI S Opponent Score

RPI S Opponent Score

RPI S Opponent Score

RPI S Opponent Score

RPI S Opponent Score

RPI S Opponent Score

RPI S Opponent Score

RPI S Opponent Score

RPI S Opponent Score

RPI S Opponent Score

RPI S Opponent Score

RPI S Opponent Score

RPI S Opponent Score

RPI S Opponent Score

RPI S Opponent Score

RPI S Opponent Score

RPI S Opponent Score

RPI S Opponent Score

RPI S Opponent Score

RPI S Opponent Score

RPI S Opponent Score

RPI S Opponent Score

RPI S Opponent Score

RPI S Opponent Score

RPI S Opponent Score

RPI S Opponent Score

RPI S Opponent Score

RPI S Opponent Score

RPI S Opponent Score

RPI S Opponent Score

RPI S Opponent Score

RPI S Opponent Score

RPI S Opponent Score

RPI S Opponent Score

RPI S Opponent Score

RPI S Opponent Score

RPI S Opponent Score

RPI S Opponent Score

RPI S Opponent Score

RPI S Opponent Score

RPI S Opponent Score

RPI S Opponent Score

RPI S Opponent Score

RPI S Opponent Score

RPI S Opponent Score

RPI S Opponent Score

RPI S Opponent Score

RPI S Opponent Score

RPI S Opponent Score

RPI S Opponent Score

RPI S Opponent Score

RPI S Opponent Score

RPI S Opponent Score

RPI S Opponent Score

RPI S Opponent Score

RPI S Opponent Score

RPI S Opponent Score

RPI S Opponent Score

RPI S Opponent Score

RPI S Opponent Score

RPI S Opponent Score

RPI S Opponent Score

RPI S Opponent Score

RPI S Opponent Score

RPI S Opponent Score

RPI S Opponent Score

RPI S Opponent Score

RPI S Opponent Score

RPI S Opponent Score

RPI S Opponent Score

RPI S Opponent Score

RPI S Opponent Score

RPI S Opponent Score

RPI S Opponent Score

RPI S Opponent Score

RPI S Opponent Score

RPI S Opponent Score

RPI S Opponent Score

RPI S Opponent Score

RPI S Opponent Score

RPI S Opponent Score

RPI S Opponent Score

RPI S Opponent Score

RPI S Opponent Score

RPI S Opponent Score

RPI S Opponent Score

RPI S Opponent Score

RPI S Opponent Score

RPI S Opponent Score

RPI S Opponent Score

RPI S Opponent Score

RPI S Opponent Score

RPI S Opponent Score

RPI S Opponent Score

RPI S Opponent Score

RPI S Opponent Score

RPI S Opponent Score

RPI S Opponent Score

RPI S Opponent Score

RPI S Opponent Score

RPI S Opponent Score

RPI S Opponent Score

RPI S Opponent Score

RPI S Opponent Score

RPI S Opponent Score

RPI S Opponent Score

RPI S Opponent Score

RPI S Opponent Score

RPI S Opponent Score

RPI S Opponent Score

RPI S Opponent Score

Average RPI Win:	158	WON-LOST	WINNING	LAST 10	STRENGTH OF	OPP. STRENGTH	TEAM	ADJ.	CONF.	ADJ CONF.
Average RPI Loss:	59	RECORD	PCT. RANK	GAMES	SCHEDULE	OF SCHEDULE	RPI	RPI	RPI	RPI
DIV. I ONLY	9- 7	138	4-6	8	141	42	42	1	1	
DIV. I NON-CONF.	9- 5	105	0- 0	28	163	47	47	1	1	

TOTALS	RPI 1-25	RPI 26-50	W-L RECORDS	RPI 51-100	RPI 101-150	RPI 150+				
9- 7	0- 3	1- 1	OVERALL	0- 2	3- 0	5- 1				
5- 2	0- 1	0- 0	HOME	0- 1	1- 0	4- 0				
1- 3	0- 1	0- 0	AWAY	0- 1	0- 0	1- 1				
3- 2	0- 1	1- 1	NEUTRAL	0- 0	2- 0	0- 0				
9- 5	0- 1	1- 1	NON-CONFERENCE	0- 2	3- 0	5- 1				
5- 1	0- 0	0- 0	HOME	0- 1	1- 0	4- 0				
1- 2	0- 0	0- 0	AWAY	0- 1	0- 0	1- 1				
3- 2	0- 1	1- 1	NEUTRAL	0- 0	2- 0	0- 0				
0- 2	0- 2	0- 0	CONFERENCE	0- 0	0- 0	0- 0				
0- 1	0- 1	0- 0	HOME	0- 0	0- 0	0- 0				
0- 1	0- 1	0- 0	AWAY	0- 0	0- 0	0- 0				
0- 0	0- 0	0- 0	NEUTRAL	0- 0	0- 0	0- 0				

RPI 1-25				RPI 26-50				RPI 51-100				RPI 101+			
RPI	S	Opponent	Score	RPI	S	Opponent	Score	RPI	S	Opponent	Score	RPI	S	Opponent	Score
8	A	Louisville	66 73	26	N	UCLA	83 49	80	H	Maine	73 85	103	N	Rice	71 50
20	H	Florida St.	63 64	39	N	Auburn	81 86	83	A	Colorado	74 86	113	H	Kent St.	73 60
24	N	Kentucky	75 85									149	N	South Fla.	71 69
												160	H	UNCW	82 55
												161	H	VCU	59 47
												162	A	Ohio St.	69 76
												175	A	Elon	100 69
												222	H	Howard	85 63
												316	H	UNC Greensboro	83 62

LAST 12 Division I GAMES:															
160	H	UNCW	82 55	20	H	Florida St.	63 64								
80	H	Maine	73 85	8	A	Louisville	66 73								
162	A	Ohio St.	69 76	222	H	Howard	85 63								
24	N	Kentucky	75 85	39	N	Auburn	81 86								
149	N	South Fla.	71 69	103	N	Rice	71 50								
26	N	UCLA	83 49	316	H	UNC Greensboro	83 62								

Average RPI Win:	253	WON-LOST	WINNING	LAST 10	STRENGTH OF	OPP. STRENGTH	TEAM	ADJ.	CONF.	ADJ CONF.
Average RPI Loss:	117	RECORD	PCT. RANK	GAMES	SCHEDULE	OF SCHEDULE	RPI	RPI	RPI	RPI
DIV. I ONLY	6- 9	223	5-5	176	126	165	165	16	16	
DIV. I NON-CONF.	4- 8	241	0- 0	142	81	170	170	15	15	

TOTALS	RPI 1-25	RPI 26-50	W-L RECORDS	RPI 51-100	RPI 101-150	RPI 150+				
6- 9	0- 2	0- 0	OVERALL	0- 2	0- 1	6- 4				
1- 1	0- 0	0- 0	HOME	0- 0	0- 0	1- 1				
3- 8	0- 2	0- 0	AWAY	0- 2	0- 1	3- 3				
2- 0	0- 0	0- 0	NEUTRAL	0- 0	0- 0	2- 0				
4- 8	0- 2	0- 0	NON-CONFERENCE	0- 2	0- 1	4- 3				
0- 1	0- 0	0- 0	HOME	0- 0	0- 0	0- 1				
2- 7	0- 2	0- 0	AWAY	0- 2	0- 1	2- 2				
2- 0	0- 0	0- 0	NEUTRAL	0- 0	0- 0	2- 0				
2- 1	0- 0	0- 0	CONFERENCE	0- 0	0- 0	2- 1				
1- 0	0- 0	0- 0	HOME	0- 0	0- 0	1- 0				
1- 1	0- 0	0- 0	AWAY	0- 0	0- 0	1- 1				
0- 0	0- 0	0- 0	NEUTRAL	0- 0	0- 0	0- 0				

RPI 1-25				RPI 26-50				RPI 51-100				RPI 101+ Team's RPI: 165			
RPI	S	Opponent	Score	RPI	S	Opponent	Score	RPI	S	Opponent	Score	RPI	S	Opponent	Score
2	A	Iowa St.	35 87					64	A	UNI	60 64	150	A	Rhode Island	63 77
3	A	Syracuse	49 85					88	A	Penn St.	68 75	156	A	Oral Roberts	75 67
												157	A	Denver	66 87
												166	A	Illinois St.	55 67
												185	A	Massachusetts	59 52
												199	H	Milwaukee	46 64
												226	A	Stetson	63 74
												242	N	San Francisco	100 97
												286	N	Western Mich.	62 50
												308	A	Valparaiso	62 56
												343	H	Purdue Fort Wayne	79 60
LAST 12 Division I GAMES:															
2	A	Iowa St.	35 87	157	A	Denver	66 87								
199	H	Milwaukee	46 64	156	A	Oral Roberts	75 67								
64	A	UNI	60 64	343	H	Purdue Fort Wayne	79 60								
185	A	Massachusetts	59 52	242	N	San Francisco	100 97								
150	A	Rhode Island	63 77	286	N	Western Mich.	62 50								
88	A	Penn St.	68 75	226	A	Stetson	63 74								

Non-Div I Games: Mayville St. 84 50

North Dakota

Average RPI Win:	325	WON-LOST	WINNING	LAST 10	STRENGTH OF	OPP. STRENGTH	TEAM	ADJ.	CONF.	ADJ CONF.
Average RPI Loss:	153	RECORD	PCT. RANK	GAMES	SCHEDULE	OF SCHEDULE	RPI	RPI	RPI	RPI
DIV. I ONLY	3- 11	295	2-8	292	186	321	321	16	16	
DIV. I NON-CONF.	2- 9	297	0- 0	284	158	327	327	15	15	

TOTALS	RPI 1-25	RPI 26-50	W-L RECORDS	RPI 51-100	RPI 101-150	RPI 150+				
3- 11	0- 1	0- 0	OVERALL	0- 3	0- 1	3- 6				
2- 4	0- 1	0- 0	HOME	0- 1	0- 0	2- 2				
1- 5	0- 0	0- 0	AWAY	0- 2	0- 1	1- 2				
0- 2	0- 0	0- 0	NEUTRAL	0- 0	0- 0	0- 2				
2- 9	0- 0	0- 0	NON-CONFERENCE	0- 3	0- 1	2- 5				
1- 3	0- 0	0- 0	HOME	0- 1	0- 0	1- 2				
1- 4	0- 0	0- 0	AWAY	0- 2	0- 1	1- 1				
0- 2	0- 0	0- 0	NEUTRAL	0- 0	0- 0	0- 2				
1- 2	0- 1	0- 0	CONFERENCE	0- 0	0- 0	1- 1				
1- 1	0- 1	0- 0	HOME	0- 0	0- 0	1- 0				
0- 1	0- 0	0- 0	AWAY	0- 0	0- 0	0- 1				
0- 0	0- 0	0- 0	NEUTRAL	0- 0	0- 0	0- 0				

RPI 1-25				RPI 26-50				RPI 51-100				RPI 101+				Team's RPI: 321
RPI	S	Opponent	Score	RPI	S	Opponent	Score	RPI	S	Opponent	Score	RPI	S	Opponent	Score	
16	H	South Dakota	41 67					59	A	Paci fi c	68 75	138	A	Wi sconsi n	53 64	
								77	A	Northern Ill.	63 81	173	N	North Texas	78 92	
								77	H	Creighton	51 86	174	H	UMKC	59 69	
												199	H	Mi lwaukee	55 57	
												226	A	Stetson	59 60	
												242	N	San Franci sco	42 75	
												302	A	Omaha	61 78	
												308	A	Val parai so	51 48	
												323	H	New Hampshi re	56 51	
												343	H	Purdue Fort Wayne	70 54	
LAST 12 Division I GAMES:																
199	H	Mi lwaukee	55 57	302	A	Omaha	61 78									
174	H	UMKC	59 69	16	H	South Dakota	41 67									
77	A	Northern Ill.	63 81	343	H	Purdue Fort Wayne	70 54									
173	N	North Texas	78 92	226	A	Stetson	59 60									
59	A	Paci fi c	68 75	242	N	San Franci sco	42 75									
138	A	Wi sconsi n	53 64	308	A	Val parai so	51 48									

Non-Div I Games: Mayville St. 49 43

North Dakota St.

Average RPI Win:	330	WON-LOST	WINNING	LAST 10	STRENGTH OF	OPP. STRENGTH	TEAM	ADJ.	CONF.	ADJ CONF.
Average RPI Loss:	150	RECORD	PCT. RANK	GAMES	SCHEDULE	OF SCHEDULE	RPI	RPI	RPI	RPI
DIV. I ONLY	4- 7	236	4-6	281	248	278	278	26	26	
DIV. I NON-CONF.	3- 6	241	0- 0	281	192	294	294	27	27	

TOTALS	RPI 1-25	RPI 26-50	W-L RECORDS	RPI 51-100	RPI 101-150	RPI 150+				
4- 7	0- 2	0- 0	OVERALL	0- 0	0- 0	4- 5				
3- 2	0- 0	0- 0	HOME	0- 0	0- 0	3- 2				
1- 5	0- 2	0- 0	AWAY	0- 0	0- 0	1- 3				
0- 0	0- 0	0- 0	NEUTRAL	0- 0	0- 0	0- 0				
3- 6	0- 2	0- 0	NON-CONFERENCE	0- 0	0- 0	3- 4				
3- 1	0- 0	0- 0	HOME	0- 0	0- 0	3- 1				
0- 5	0- 2	0- 0	AWAY	0- 0	0- 0	0- 3				
0- 0	0- 0	0- 0	NEUTRAL	0- 0	0- 0	0- 0				
1- 1	0- 0	0- 0	CONFERENCE	0- 0	0- 0	1- 1				
0- 1	0- 0	0- 0	HOME	0- 0	0- 0	0- 1				
1- 0	0- 0	0- 0	AWAY	0- 0	0- 0	1- 0				
0- 0	0- 0	0- 0	NEUTRAL	0- 0	0- 0	0- 0				

RPI 1-25				RPI 26-50				RPI 51-100				RPI 101+ Team's RPI: 278			
RPI	S	Opponent	Score	RPI	S	Opponent	Score	RPI	S	Opponent	Score	RPI	S	Opponent	Score
12	A	Indiana	52 75									155	A	Colorado St.	59 61
20	A	Florida St.	53 74									163	H	North Ala.	64 70
												214	A	Bethune-Cookman	60 76
												228	A	Ole Miss	69 82
												256	H	Alabama A&M	62 63
												314	H	FIU	62 53
												324	A	Lipscomb	68 53
												332	H	Florida A&M	64 53
												349	H	Charleston So.	82 76

LAST 12 Division I GAMES:															
155	A	Colorado St.	59 61	324	A	Lipscomb	68 53								
349	H	Charleston So.	82 76	163	H	North Ala.	64 70								
12	A	Indiana	52 75	228	A	Ole Miss	69 82								
332	H	Florida A&M	64 53	256	H	Alabama A&M	62 63								
20	A	Florida St.	53 74	214	A	Bethune-Cookman	60 76								
				314	H	FIU	62 53								

Non-Div I Games: Trinity Baptist 99 40 Warner 67 36

North Florida

Average RPI Win: 247

Average RPI Loss: 101

WON-LOST
RECORDWINNING
PCT. RANKLAST 10
GAMESSTRENGTH OF
SCHEDULEOPP. STRENGTH
OF SCHEDULETEAM
RPIADJ.
RPICONF.
RPIADJ CONF.
RPIDIV. I ONLY
DIV. I NON-CONF.6- 5
4- 5143
1908-2
0- 0198
212158
133173
240173
24018
1918
19

TOTALS

RPI 1-25

RPI 26-50

W-L RECORDS

RPI 51-100

RPI 101-150

RPI 150+

6- 5
3- 2
2- 2
1- 10- 0
0- 0
0- 0
0- 00- 2
0- 1
0- 0
0- 1OVERALL
HOME
AWAY
NEUTRAL0- 1
0- 0
0- 1
0- 01- 0
1- 0
0- 0
0- 05- 2
2- 1
2- 1
1- 04- 5
3- 2
0- 2
1- 10- 0
0- 0
0- 0
0- 00- 2
0- 1
0- 0
0- 1NON-CONFERENCE
HOME
AWAY
NEUTRAL0- 1
0- 0
0- 1
0- 01- 0
1- 0
0- 0
0- 03- 2
2- 1
0- 1
1- 02- 0
0- 0
2- 0
0- 00- 0
0- 0
0- 0
0- 00- 0
0- 0
0- 0
0- 0CONFERENCE
HOME
AWAY
NEUTRAL0- 0
0- 0
0- 0
0- 00- 0
0- 0
0- 0
0- 02- 0
0- 0
2- 0
0- 0

RPI 1-25

RPI 26-50

RPI 51-100

RPI 101+

Team's RPI: 173

RPI S Opponent Score

RPI S Opponent Score

RPI S Opponent Score

RPI S Opponent Score

33 H Texas 54 64
44 N Wyoming 49 53

52 A Kansas St. 42 60

145 H Missouri St. 83 76
158 H Utah St. 41 57
186 A Louisiana Tech 65 54
217 A SMU 66 73
251 A Southern Miss. 62 48
281 H Houston Baptist 100 75
297 H CSU Bakersfield 71 59
321 N North Dakota St. 92 78

LAST 12 Division I GAMES:

251 A Southern Miss. 62 48
321 N North Dakota St. 92 78
44 N Wyoming 49 53
52 A Kansas St. 42 60
33 H Texas 54 64186 A Louisiana Tech 65 54
297 H CSU Bakersfield 71 59
158 H Utah St. 41 57
281 H Houston Baptist 100 75
145 H Missouri St. 83 76
217 A SMU 66 73

Non-Div I Games:

Mid-Amer. Christian 82 35

Xavier (LA)

59 46

Okla. Panhandle

93 52

North Texas

Loss, Non-Conf, S Site, H Home A Away N Neutral

Average RPI	Win:	173	WON-LOST	WINNING	LAST 10	STRENGTH OF	OPP. STRENGTH	TEAM	ADJ.	CONF.	ADJ CONF.
Average RPI	Loss:	95	RECORD	PCT. RANK	GAMES	SCHEDULE	OF SCHEDULE	RPI	RPI	RPI	RPI
DIV. I ONLY		12- 1		13	9-1	167	98	27	27	12	12
DIV. I NON-CONF.		10- 1		19	0- 0	186	84	31	31	14	14

TOTALS	RPI 1-25		RPI 26-50		W-L RECORDS	RPI 51-100		RPI 101-150		RPI 150+	
12- 1	0- 0		0- 0		OVERALL	2- 1		4- 0		6- 0	
8- 0	0- 0		0- 0		HOME	1- 0		3- 0		4- 0	
4- 1	0- 0		0- 0		AWAY	1- 1		1- 0		2- 0	
0- 0	0- 0		0- 0		NEUTRAL	0- 0		0- 0		0- 0	
10- 1	0- 0		0- 0		NON-CONFERENCE	2- 1		3- 0		5- 0	
6- 0	0- 0		0- 0		HOME	1- 0		2- 0		3- 0	
4- 1	0- 0		0- 0		AWAY	1- 1		1- 0		2- 0	
0- 0	0- 0		0- 0		NEUTRAL	0- 0		0- 0		0- 0	
2- 0	0- 0		0- 0		CONFERENCE	0- 0		1- 0		1- 0	
2- 0	0- 0		0- 0		HOME	0- 0		1- 0		1- 0	
0- 0	0- 0		0- 0		AWAY	0- 0		0- 0		0- 0	
0- 0	0- 0		0- 0		NEUTRAL	0- 0		0- 0		0- 0	

RPI 1-25				RPI 26-50				Team's RPI: 27				RPI 51-100				RPI 101+			
RPI	S	Opponent	Score	RPI	S	Opponent	Score					RPI	S	Opponent	Score	RPI	S	Opponent	Score
												80	H	Maine	63 55	108	H	Fordham	58 54
												86	A	Dayton	84 79	127	A	Providence	65 59
												95	A	Marist	84 90	140	H	Boston U.	81 51
																142	H	William & Mary	88 74
																175	H	Elon	79 71
																185	H	Massachusetts	53 52
																194	H	Air Force	54 41
																233	A	Florida	79 66
																284	A	Fairfield	59 50
																323	H	New Hampshire	69 54








































										LAST 12 Division I GAMES:									
										142	H	William & Mary	88 74	80	H	Maine	63 55		
										175	H	Elon	79 71	95	A	Marist	84 90		
										194	H	Air Force	54 41	127	A	Providence	65 59		
										323	H	New Hampshire	69 54	284	A	Fairfield	59 50		
										86	A	Dayton	84 79	185	H	Massachusetts	53 52		
										108	H	Fordham	58 54	233	A	Florida	79 66		

Non-Div I Games:

Northeastern

Average RPI Win:	231	WON-LOST	WINNING	LAST 10	STRENGTH OF	OPP. STRENGTH	TEAM	ADJ.	CONF.	ADJ CONF.
Average RPI Loss:	107	RECORD	PCT. RANK	GAMES	SCHEDULE	OF SCHEDULE	RPI	RPI	RPI	RPI
DIV. I ONLY	5- 8	228	3-7	184	115	200	200	14	14	
DIV. I NON-CONF.	4- 5	190	0- 1	152	101	168	168	11	11	

TOTALS	RPI 1-25	RPI 26-50	W-L RECORDS	RPI 51-100	RPI 101-150	RPI 150+				
5- 8	0- 0	0- 1	OVERALL	1- 2	1- 3	3- 2				
3- 2	0- 0	0- 1	HOME	0- 0	1- 1	2- 0				
2- 5	0- 0	0- 0	AWAY	1- 2	0- 2	1- 1				
0- 1	0- 0	0- 0	NEUTRAL	0- 0	0- 0	0- 1				
4- 5	0- 0	0- 1	NON-CONFERENCE	1- 1	1- 1	2- 2				
2- 1	0- 0	0- 1	HOME	0- 0	1- 0	1- 0				
2- 3	0- 0	0- 0	AWAY	1- 1	0- 1	1- 1				
0- 1	0- 0	0- 0	NEUTRAL	0- 0	0- 0	0- 1				
1- 3	0- 0	0- 0	CONFERENCE	0- 1	0- 2	1- 0				
1- 1	0- 0	0- 0	HOME	0- 0	0- 1	1- 0				
0- 2	0- 0	0- 0	AWAY	0- 1	0- 1	0- 0				
0- 0	0- 0	0- 0	NEUTRAL	0- 0	0- 0	0- 0				

RPI S Opponent	Score	RPI S Opponent	Score	RPI S Opponent	Score	RPI S Opponent	Score	Team's RPI: 200
		30  New Mexico	55  84	58  Arizona	47  71	104  Idaho St.	69  80	
				73  Montana	62  78	109  Montana St.	70  80	
				94  Loyol a Marymount	63 62	112  Washington	59  81	
						116  Fresno St.	86 73	
						155  Colorado St.	54  65	
						217 N SMU	48  55	
						267  Cali fornia Baptist	91 88	
						338  Seattle U	65 58	
						339  Weber St.	74 64	
LAST 12 Division I GAMES:								
		217 N SMU	48  55			339  Weber St.	74 64	
		104  Idaho St.	69  80			109  Montana St.	70  80	
		94  Loyol a Marymount	63 62			73  Montana	62  78	
		267  Cali fornia Baptist	91 88			58  Ari zona	47  71	
		112  Washington	59  81			30  New Mexico	55  84	
		338  Seattle U	65 58			155  Colorado St.	54  65	

Non-Div I Games:

Northern Ariz.

Average RPI Win:	180	WON-LOST	WINNING	LAST 10	STRENGTH OF	OPP. STRENGTH	TEAM	ADJ.	CONF.	ADJ CONF.
Average RPI Loss:	92	RECORD	PCT. RANK	GAMES	SCHEDULE	OF SCHEDULE	RPI	RPI	RPI	RPI
DIV. I ONLY	9- 4	78	8-2	171	43	63	63	14	14	
DIV. I NON-CONF.	5- 4	139	0- 0	144	25	77	77	11	11	
<hr/>										
TOTALS	RPI 1-25	RPI 26-50	W-L RECORDS	RPI 51-100	RPI 101-150	RPI 150+				
9- 4	0- 0	0- 1	OVERALL	0- 2	3- 0	6- 1				
5- 0	0- 0	0- 0	HOME	0- 0	2- 0	3- 0				
4- 4	0- 0	0- 1	AWAY	0- 2	1- 0	3- 1				
0- 0	0- 0	0- 0	NEUTRAL	0- 0	0- 0	0- 0				
5- 4	0- 0	0- 1	NON-CONFERENCE	0- 2	1- 0	4- 1				
3- 0	0- 0	0- 0	HOME	0- 0	1- 0	2- 0				
2- 4	0- 0	0- 1	AWAY	0- 2	0- 0	2- 1				
0- 0	0- 0	0- 0	NEUTRAL	0- 0	0- 0	0- 0				
4- 0	0- 0	0- 0	CONFERENCE	0- 0	2- 0	2- 0				
2- 0	0- 0	0- 0	HOME	0- 0	1- 0	1- 0				
2- 0	0- 0	0- 0	AWAY	0- 0	1- 0	1- 0				
0- 0	0- 0	0- 0	NEUTRAL	0- 0	0- 0	0- 0				

RPI 1-25				RPI 26-50				RPI 51-100				Team's RPI : 63				RPI 101+			
RPI	S	Opponent	Score	RPI	S	Opponent	Score	RPI	S	Opponent	Score	RPI	S	Opponent	Score	RPI	S	Opponent	Score
				38	A	BYU	50 70					53	A	LSU	57 62	126	H	Portland St.	79 63
												83	A	Col orado	69 77	128	H	Chattanooga	68 65
																139	A	Idaho	86 72
																155	A	Col orado St.	53 47
																157	H	Denver	74 66
																194	A	Air Force	57 69
																217	H	SMU	58 57
																224	H	Sacramento St.	82 69
																234	A	Eastern Wash.	67 62
																242	A	San Francis sco	68 63
LAST 12 Division I GAMES:																			
				234	A	Eastern Wash.	67 62					126	H	Portland St.	79 63				
				139	A	Idaho	86 72					224	H	Sacramento St.	82 69				
				242	A	San Francis sco	68 63					38	A	BYU	50 70				
				155	A	Col orado St.	53 47					128	H	Chattanooga	68 65				
				157	H	Denver	74 66					217	H	SMU	58 57				
				53	A	LSU	57 62					194	A	Air Force	57 69				

Non-Div I Games:

Northern Colo.

Average RPI Win:	208	WON-LOST	WINNING	LAST 10	STRENGTH OF	OPP. STRENGTH	TEAM	ADJ.	CONF.	ADJ CONF.
Average RPI Loss:	60	RECORD	PCT. RANK	GAMES	SCHEDULE	OF SCHEDULE	RPI	RPI	RPI	RPI
DIV. I ONLY	9- 4	78	7-3	150	102	77	77	8	8	
DIV. I NON-CONF.	8- 4	91	1- 0	181	74	94	94	8	8	

TOTALS	RPI 1-25	RPI 26-50	W-L RECORDS	RPI 51-100	RPI 101-150	RPI 150+				
9- 4	0- 2	0- 0	OVERALL	1- 1	2- 0	6- 1				
7- 0	0- 0	0- 0	HOME	1- 0	2- 0	4- 0				
0- 4	0- 2	0- 0	AWAY	0- 1	0- 0	0- 1				
2- 0	0- 0	0- 0	NEUTRAL	0- 0	0- 0	2- 0				
8- 4	0- 2	0- 0	NON-CONFERENCE	1- 1	1- 0	6- 1				
6- 0	0- 0	0- 0	HOME	1- 0	1- 0	4- 0				
0- 4	0- 2	0- 0	AWAY	0- 1	0- 0	0- 1				
2- 0	0- 0	0- 0	NEUTRAL	0- 0	0- 0	2- 0				
1- 0	0- 0	0- 0	CONFERENCE	0- 0	1- 0	0- 0				
1- 0	0- 0	0- 0	HOME	0- 0	1- 0	0- 0				
0- 0	0- 0	0- 0	AWAY	0- 0	0- 0	0- 0				
0- 0	0- 0	0- 0	NEUTRAL	0- 0	0- 0	0- 0				

RPI 1-25				RPI 26-50				RPI 51-100				Team's RPI: 77				RPI 101+			
RPI	S	Opponent	Score	RPI	S	Opponent	Score	RPI	S	Opponent	Score	RPI	S	Opponent	Score	RPI	S	Opponent	Score
2	A	Iowa St.	60 70					64	H	UNI	70 59	120	H	Yale	89 80				
12	A	Indiana	73 91					73	A	Montana	70 86	136	H	Miami (OH)	82 71				
								</											

Average RPI Win:	264	WON-LOST	WINNING	LAST 10	STRENGTH OF	OPP. STRENGTH	TEAM	ADJ.	CONF.	ADJ CONF.
Average RPI Loss:	142	RECORD	PCT. RANK	GAMES	SCHEDULE	OF SCHEDULE	RPI	RPI	RPI	RPI
DIV. I ONLY	2- 11	313	2-8	164	188	287	287	19	19	
DIV. I NON-CONF.	0- 9	336	0- 0	93	257	306	306	17	17	

TOTALS	RPI 1-25	RPI 26-50	W-L RECORDS	RPI 51-100	RPI 101-150	RPI 150+				
2- 11	0- 1	0- 1	OVERALL	0- 1	0- 3	2- 5				
1- 3	0- 0	0- 1	HOME	0- 1	0- 0	1- 1				
1- 5	0- 1	0- 0	AWAY	0- 0	0- 3	1- 1				
0- 3	0- 0	0- 0	NEUTRAL	0- 0	0- 0	0- 3				
0- 9	0- 1	0- 0	NON-CONFERENCE	0- 1	0- 2	0- 5				
0- 2	0- 0	0- 0	HOME	0- 1	0- 0	0- 1				
0- 4	0- 1	0- 0	AWAY	0- 0	0- 2	0- 1				
0- 3	0- 0	0- 0	NEUTRAL	0- 0	0- 0	0- 3				
2- 2	0- 0	0- 1	CONFERENCE	0- 0	0- 1	2- 0				
1- 1	0- 0	0- 1	HOME	0- 0	0- 0	1- 0				
1- 1	0- 0	0- 0	AWAY	0- 0	0- 1	1- 0				
0- 0	0- 0	0- 0	NEUTRAL	0- 0	0- 0	0- 0				

RPI 1-25				RPI 26-50				RPI 51-100				RPI 101+ Team's RPI : 287			
RPI	S	Opponent	Score	RPI	S	Opponent	Score	RPI	S	Opponent	Score	RPI	S	Opponent	Score
8	A	Louisville	59 92	46	H	Green Bay	61 81	51	H	Belmont	53 71	102	A	IUPUI	48 70
												113	A	Kent St.	61 62
												127	A	Providence	43 48
												166	H	Illinois St.	53 58
												180	N	Pepperdine	46 51
												182	N	Akron	60 77
												199	H	Milwaukee	55 54
												258	N	La Salle	56 74
												328	A	UIC	67 49
												333	A	Austin Peay	48 52

LAST 12 Division I GAMES:															
				46	H	Green Bay	61 81	102	A	IUPUI	48 70				
				199	H	Milwaukee	55 54	328	A	UIC	67 49				
				166	H	Illinois St.	53 58	180	N	Pepperdine	46 51				
				333	A	Austin Peay	48 52	127	A	Providence	43 48				
				51	H	Belmont	53 71	258	N	La Salle	56 74				
				182	N	Akron	60 77	8	A	Louisville	59 92				

Non-Div I Games: Alderson Broaddus 73 32

Northern Ky.

Average RPI Win:	166	WON-LOST	WINNING	LAST 10	STRENGTH OF	OPP. STRENGTH	TEAM	ADJ.	CONF.	ADJ CONF.
Average RPI Loss:	49	RECORD	PCT. RANK	GAMES	SCHEDULE	OF SCHEDULE	RPI	RPI	RPI	RPI
DIV. I ONLY	9- 6	118	4-6	69	47	79	79	4	4	
DIV. I NON-CONF.	7- 4	109	0- 1	147	44	110	110	4	4	
<hr/>										
TOTALS	RPI 1-25	RPI 26-50	W-L RECORDS	RPI 51-100	RPI 101-150	RPI 150+				
9- 6	0- 2	3- 1	OVERALL	0- 3	2- 0	4- 0				
6- 2	0- 1	2- 0	HOME	0- 1	2- 0	2- 0				
2- 3	0- 1	1- 0	AWAY	0- 2	0- 0	1- 0				
1- 1	0- 0	0- 1	NEUTRAL	0- 0	0- 0	1- 0				
7- 4	0- 1	2- 1	NON-CONFERENCE	0- 2	1- 0	4- 0				
4- 2	0- 1	1- 0	HOME	0- 1	1- 0	2- 0				
2- 1	0- 0	1- 0	AWAY	0- 1	0- 0	1- 0				
1- 1	0- 0	0- 1	NEUTRAL	0- 0	0- 0	1- 0				
2- 2	0- 1	1- 0	CONFERENCE	0- 1	1- 0	0- 0				
2- 0	0- 0	1- 0	HOME	0- 0	1- 0	0- 0				
0- 2	0- 1	0- 0	AWAY	0- 1	0- 0	0- 0				
0- 0	0- 0	0- 0	NEUTRAL	0- 0	0- 0	0- 0				

RPI 1-25				RPI 26-50				RPI 51-100 Team's RPI: 79				RPI 101+			
RPI	S	Opponent	Score	RPI	S	Opponent	Score	RPI	S	Opponent	Score	RPI	S	Opponent	Score
18	H	Marquette	57 76	28	H	Michigan St.	70 62	56	A	DePaul	60 76	115	H	UT Martin	90 64
22	A	Rutgers	41 45	36	H	Duke	84 58	68	A	Michigan	78 79	129	H	Illinois	68 45
				46	A	Green Bay	57 55	82	H	Pittsburgh	49 52	233	A	Florida	83 74
				47	N	Kansas	57 66					246	N	Wichita St.	65 43
												328	H	UIC	87 44
												335	H	Chicago St.	97 35
<hr/>															
LAST 12 Division I GAMES:															
				47	N	Kansas	57 66	28	H	Michigan St.	70 62				
				68	A	Michigan	78 79	129	H	Illinois	68 45				
				56	A	DePaul	60 76	22	A	Rutgers	41 45				
				82	H	Pittsburgh	49 52	246	N	Wichita St.	65 43				
				115	H	UT Martin	90 64	335	H	Chicago St.	97 35				
				233	A	Florida	83 74	18	H	Marquette	57 76				

Non-Div I Games:

Northwestern

Average RPI Win:	345	WON-LOST	WINNING	LAST 10	STRENGTH OF	OPP. STRENGTH	TEAM	ADJ.	CONF.	ADJ CONF.
Average RPI Loss:	153	RECORD	PCT. RANK	GAMES	SCHEDULE	OF SCHEDULE	RPI	RPI	RPI	RPI

DIV. I ONLY	2- 7	294	5-5	291	218	325	325	24	24
DIV. I NON-CONF.	1- 6	318	0- 0	218	180	322	322	21	21
<hr/>									
TOTALS	RPI 1-25	RPI 26-50	W-L RECORDS	RPI 51-100	RPI 101-150	RPI 150+			
2- 7	0- 0	0- 1	OVERALL	0- 1	0- 2	2- 3			
2- 1	0- 0	0- 0	HOME	0- 0	0- 0	2- 1			
0- 6	0- 0	0- 1	AWAY	0- 1	0- 2	0- 2			
0- 0	0- 0	0- 0	NEUTRAL	0- 0	0- 0	0- 0			
1- 6	0- 0	0- 1	NON-CONFERENCE	0- 1	0- 2	1- 2			
1- 1	0- 0	0- 0	HOME	0- 0	0- 0	1- 1			
0- 5	0- 0	0- 1	AWAY	0- 1	0- 2	0- 1			
0- 0	0- 0	0- 0	NEUTRAL	0- 0	0- 0	0- 0			
1- 1	0- 0	0- 0	CONFERENCE	0- 0	0- 0	1- 1			
1- 0	0- 0	0- 0	HOME	0- 0	0- 0	1- 0			
0- 1	0- 0	0- 0	AWAY	0- 0	0- 0	0- 1			
0- 0	0- 0	0- 0	NEUTRAL	0- 0	0- 0	0- 0			

RPI 1-25				RPI 26-50				RPI 51-100				RPI 101+ Team's RPI: 325			
RPI	S	Opponent	Score	RPI	S	Opponent	Score	RPI	S	Opponent	Score	RPI	S	Opponent	Score
				33	A	Texas	66 104	55	A	Arkansas	53 98	105	A	Al abama	73 87
												133	A	Okl ahoma	56 93
												181	A	Ni chol I s St.	86 97
												251	A	Southern Mi ss.	54 69
												315	H	La. -Monroe	55 63
												342	H	McNeese	82 63
												348	H	Al corn	78 65
<hr/>															
LAST 12 Division I GAMES:															
				342	H	McNeese	82 63	33	A	Texas	66 104				
				181	A	Ni chol I s St.	86 97	105	A	Al abama	73 87				
				55	A	Arkansas	53 98	315	H	La. -Monroe	55 63				
								251	A	Southern Mi ss.	54 69				
								348	H	Al corn	78 65				
								133	A	Okl ahoma	56 93				

Non-Div I Games: Loyola (LA) 71 66 Central Baptist 82 56 LeTourneau 100 40 Centenary (LA) 94 51 Northwestern St.

Average RPI		Win: 73	WON-LOST RECORD	WINNING PCT. RANK	LAST 10 GAMES	STRENGTH OF SCHEDULE	OPP. STRENGTH OF SCHEDULE	TEAM RPI	ADJ. RPI	CONF. RPI	ADJ. CONF. RPI
Loss: 6											
DIV. I ONLY			14- 1	5	9-1	1	20	1	1	1	1
DIV. I NON-CONF.			12- 1	10	1- 0	2	22	1	1	1	1
TOTALS		RPI 1-25		RPI 26-50		W-L RECORDS	RPI 51-100	RPI 101-150		RPI 150+	
14- 1	4- 1			0- 0		OVERALL	7- 0	2- 0		1- 0	
7- 1	1- 1			0- 0		HOME	3- 0	2- 0		1- 0	
4- 0	1- 0			0- 0		AWAY	3- 0	0- 0		0- 0	
3- 0	2- 0			0- 0		NEUTRAL	1- 0	0- 0		0- 0	
12- 1	4- 1			0- 0		NON-CONFERENCE	5- 0	2- 0		1- 0	
6- 1	1- 1			0- 0		HOME	2- 0	2- 0		1- 0	
3- 0	1- 0			0- 0		AWAY	2- 0	0- 0		0- 0	
3- 0	2- 0			0- 0		NEUTRAL	1- 0	0- 0		0- 0	
2- 0	0- 0			0- 0		CONFERENCE	2- 0	0- 0		0- 0	
1- 0	0- 0			0- 0		HOME	1- 0	0- 0		0- 0	
1- 0	0- 0			0- 0		AWAY	1- 0	0- 0		0- 0	
0- 0	0- 0			0- 0		NEUTRAL	0- 0	0- 0		0- 0	

RPI 1-25				Team's RPI: 1				RPI 26-50				RPI 51-100				RPI 101+			
RPI	S	Opponent	Score	RPI	S	Opponent	Score	RPI	S	Opponent	Score	RPI	S	Opponent	Score	RPI	S	Opponent	Score
6	H	UConn	71 89					54	A	Georgia Tech	76 55	111	H	Western Ky.	94 53				
10	N	Drake	82 64					56	A	DePaul	101 77	114	H	Lehigh	95 68				
11	N	Gonzaga	81 65					67	N	Oregon St.	91 81	245	H	Binghamton	103 53				
14	H	Iowa	105 71					71	H	Harvard	103 58								
18	A	Marquette	87 63					76	H	Penn	75 55								
								82	H	Pittsburgh	100 44								
								89	A	Toledo	72 56								
LAST 12 Division I GAMES:																			
67	N	Oregon St.	91 81	18	A	Marquette	87 63												
10	N	Drake	82 64	111	H	Western Ky.	94 53												
54	A	Georgia Tech	76 55	245	H	Binghamton	103 53												
82	H	Pittsburgh	100 44	89	A	Toledo	72 56												
114	H	Lehigh	95 68	6	H	UConn	71 89												
11	N	Gonzaga	81 65	14	H	Iowa	105 71												

Non-Div I Games:

Notre Dame

Average RPI Win:	324	WON-LOST	WINNING	LAST 10	STRENGTH OF	OPP. STRENGTH	TEAM	ADJ.	CONF.	ADJ CONF.
Average RPI Loss:	113	RECORD	PCT. RANK	GAMES	SCHEDULE	OF SCHEDULE	RPI	RPI	RPI	RPI
DIV. I ONLY	2- 10	309	3-7	52	244	255	255	19	19	
DIV. I NON-CONF.	1- 8	322	0- 0	15	224	219	219	17	17	

TOTALS	RPI 1-25	RPI 26-50	W-L RECORDS	RPI 51-100	RPI 101-150	RPI 150+				
2- 10	0- 1	0- 2	OVERALL	0- 1	0- 2	2- 4				
2- 5	0- 1	0- 1	HOME	0- 1	0- 1	2- 1				
0- 4	0- 0	0- 1	AWAY	0- 0	0- 1	0- 2				
0- 1	0- 0	0- 0	NEUTRAL	0- 0	0- 0	0- 1				
1- 8	0- 1	0- 2	NON-CONFERENCE	0- 1	0- 1	1- 3				
1- 3	0- 1	0- 1	HOME	0- 1	0- 0	1- 0				
0- 4	0- 0	0- 1	AWAY	0- 0	0- 1	0- 2				
0- 1	0- 0	0- 0	NEUTRAL	0- 0	0- 0	0- 1				
1- 2	0- 0	0- 0	CONFERENCE	0- 0	0- 1	1- 1				
1- 2	0- 0	0- 0	HOME	0- 0	0- 1	1- 1				
0- 0	0- 0	0- 0	AWAY	0- 0	0- 0	0- 0				
0- 0	0- 0	0- 0	NEUTRAL	0- 0	0- 0	0- 0				

RPI 1-25				RPI 26-50				RPI 51-100				RPI 101+ Team's RPI: 255			
RPI	S	Opponent	Score	RPI	S	Opponent	Score	RPI	S	Opponent	Score	RPI	S	Opponent	Score
12	H	Indiana	32 59	28	H	Michigan St.	58 102	68	H	Michigan	59 85	107	H	Youngstown St.	55 69
				29	A	Central Mich.	61 104					113	A	Kent St.	65 75
												166	A	Illinois St.	56 62
												178	A	Bradley	64 73
												182	N	Akron	65 85
												244	H	Cleveland St.	62 64
												319	H	Canisius	71 60
												329	H	Detroit Mercy	74 67
LAST 12 Division I GAMES:															
329	H	Detroit Mercy	74 67	178	A	Bradley	64 73								
107	H	Youngstown St.	55 69	166	A	Illinois St.	56 62								
244	H	Cleveland St.	62 64	319	H	Canisius	71 60								
68	H	Michigan	59 85	113	A	Kent St.	65 75								
28	H	Michigan St.	58 102	182	N	Akron	65 85								
29	A	Central Mich.	61 104	12	H	Indiana	32 59								

Non-Div I Games: Grace Bible (MI) 94 48 Rochester College 64 46

Oakland

Average RPI Win:	182	WON-LOST	WINNING	LAST 10	STRENGTH OF	OPP. STRENGTH	TEAM	ADJ.	CONF.	ADJ CONF.
Average RPI Loss:	0	RECORD	PCT. RANK	GAMES	SCHEDULE	OF SCHEDULE	RPI	RPI	RPI	RPI
DIV. I ONLY	12- 0	1	10-0	306	32	41	41	8	8	
DIV. I NON-CONF.	11- 0	1	0- 0	324	33	58	58	8	8	

TOTALS	RPI 1-25	RPI 26-50	W-L RECORDS	RPI 51-100	RPI 101-150	RPI 150+				
12- 0	0- 0	1- 0	OVERALL	2- 0	1- 0	8- 0				
6- 0	0- 0	0- 0	HOME	1- 0	0- 0	5- 0				
4- 0	0- 0	0- 0	AWAY	1- 0	1- 0	2- 0				
2- 0	0- 0	1- 0	NEUTRAL	0- 0	0- 0	1- 0				
11- 0	0- 0	1- 0	NON-CONFERENCE	1- 0	1- 0	8- 0				
6- 0	0- 0	0- 0	HOME	1- 0	0- 0	5- 0				
3- 0	0- 0	0- 0	AWAY	0- 0	1- 0	2- 0				
2- 0	0- 0	1- 0	NEUTRAL	0- 0	0- 0	1- 0				
1- 0	0- 0	0- 0	CONFERENCE	1- 0	0- 0	0- 0				
0- 0	0- 0	0- 0	HOME	0- 0	0- 0	0- 0				
1- 0	0- 0	0- 0	AWAY	1- 0	0- 0	0- 0				
0- 0	0- 0	0- 0	NEUTRAL	0- 0	0- 0	0- 0				

RPI 1-25				Team's RPI: 41				RPI 51-100				RPI 101+			
RPI	S	Opponent	Score	RPI	S	Opponent	Score	RPI	S	Opponent	Score	RPI	S	Opponent	Score
				49	N	Lamar University	87 62	65	A	Buffalo	74 71	102	A	IUPUI	73 66
								74	H	Purdue	80 73	160	H	UNCW	95 72
												168	A	American	77 67
												235	N	St. Bonaventure	70 53
												244	H	Cleveland St.	72 54
												245	H	Binghamton	86 49
												260	H	Coppin St.	87 62
												276	A	Richmond	109 58
												303	H	Eastern Ky.	100 60

LAST 12 Division I GAMES:															
				65	A	Buffalo	74 71	74	H	Purdue	80 73				
				168	A	American	77 67	244	H	Cleveland St.	72 54				
				276	A	Richmond	109 58	49	N	Lamar University	87 62				
				102	A	IUPUI	73 66	235	N	St. Bonaventure	70 53				
				260	H	Coppin St.	87 62	303	H	Eastern Ky.	100 60				
				160	H	UNCW	95 72	245	H	Binghamton	86 49				

Non-Div I Games:

Ohio

Average RPI	Win:	188	WON-LOST	WINNING	LAST 10	STRENGTH OF	OPP. STRENGTH	TEAM	ADJ.	CONF.	ADJ CONF.
Average RPI	Loss:	67	RECORD	PCT. RANK	GAMES	SCHEDULE	OF SCHEDULE	RPI	RPI	RPI	RPI
DIV. I ONLY			4- 8	248	3-7	23	40	162	162	4	4
DIV. I NON-CONF.			4- 5	190	0- 0	42	41	139	139	4	4

TOTALS	RPI 1-25		RPI 26-50		W-L RECORDS	RPI 51-100		RPI 101-150		RPI 150+	
4- 8	0- 2		1- 1		OVERALL	0- 3		1- 2		2- 0	
4- 2	0- 0		1- 0		HOME	0- 1		1- 1		2- 0	
0- 4	0- 1		0- 1		AWAY	0- 1		0- 1		0- 0	
0- 2	0- 1		0- 0		NEUTRAL	0- 1		0- 0		0- 0	
4- 5	0- 2		1- 0		NON-CONFERENCE	0- 1		1- 2		2- 0	
4- 1	0- 0		1- 0		HOME	0- 0		1- 1		2- 0	
0- 2	0- 1		0- 0		AWAY	0- 0		0- 1		0- 0	
0- 2	0- 1		0- 0		NEUTRAL	0- 1		0- 0		0- 0	
0- 3	0- 0		0- 1		CONFERENCE	0- 2		0- 0		0- 0	
0- 1	0- 0		0- 0		HOME	0- 1		0- 0		0- 0	
0- 2	0- 0		0- 1		AWAY	0- 1		0- 0		0- 0	
0- 0	0- 0		0- 0		NEUTRAL	0- 0		0- 0		0- 0	

RPI	S	Opponent	Score	RPI	S	Opponent	Score	RPI	S	Opponent	Score	RPI	S	Opponent	Score	Team's RPI: 162
6	A	UConn	53 85	32	A	Maryland	69 75	60	N	Virginia Tech	73 81	112	A	Washington	59 69	
17	N	Butler	53 66	42	H	North Carolina	76 69	74	A	Purdue	42 60	146	H	Cincinnati	69 56	
								85	H	Nebraska	69 78	149	H	South Fla.	47 71	
												233	H	Florida	46 41	
												329	H	Detroit Mercy	55 41	

LAST 12 Division I GAMES:																
				32	A	Maryland	69 75	233	H	Florida	46 41					
				85	H	Nebraska	69 78	112	A	Washington	59 69					
				74	A	Purdue	42 60	146	H	Cincinnati	69 56					
				60	N	Virginia Tech	73 81	42	H	North Carolina	76 69					
				17	N	Butler	53 66	6	A	UConn	53 85					
				149	H	South Fla.	47 71	329	H	Detroit Mercy	55 41					

Non-Div I Games:

Ohio St.

Oklahoma

Oklahoma				Through Games Of Jan. 8, 2019							
Average RPI	Win:	232	WON-LOST	WINNING	LAST 10	STRENGTH OF	OPP. STRENGTH	TEAM	ADJ.	CONF.	ADJ CONF.
Average RPI	Loss:	71	RECORD	PCT. RANK	GAMES	SCHEDULE	OF SCHEDULE	RPI	RPI	RPI	RPI
DIV. I ONLY			5- 8	228	3-7	17	180	133	133	3	3
DIV. I NON-CONF.			4- 7	228	0- 1	30	169	148	148	3	3

TOTALS		RPI 1-25	RPI 26-50		W-L RECORDS		RPI 51-100	RPI 101-150	RPI 150+		
5- 8		0- 1	0- 2		OVERALL		0- 3	1- 2	4- 0		
4- 2		0- 1	0- 0		HOME		0- 1	1- 0	3- 0		
1- 4		0- 0	0- 2		AWAY		0- 1	0- 1	1- 0		
0- 2		0- 0	0- 0		NEUTRAL		0- 1	0- 1	0- 0		
4- 7		0- 1	0- 2		NON-CONFERENCE		0- 2	1- 2	3- 0		
3- 2		0- 1	0- 0		HOME		0- 1	1- 0	2- 0		
1- 3		0- 0	0- 2		AWAY		0- 0	0- 1	1- 0		
0- 2		0- 0	0- 0		NEUTRAL		0- 1	0- 1	0- 0		
1- 1		0- 0	0- 0		CONFERENCE		0- 1	0- 0	1- 0		
1- 0		0- 0	0- 0		HOME		0- 0	0- 0	1- 0		
0- 1		0- 0	0- 0		AWAY		0- 1	0- 0	0- 0		
0- 0		0- 0	0- 0		NEUTRAL		0- 0	0- 0	0- 0		

RPI 1-25				RPI 26-50				RPI 51-100				RPI 101+ Team's RPI: 133			
RPI	S	Opponent	Score	RPI	S	Opponent	Score	RPI	S	Opponent	Score	RPI	S	Opponent	Score
6	H	UConn	63 72	30	A	New Mexico	80 84	52	A	Kansas St.	56 86	111	H	Western Ky.	90 83
				39	A	Auburn	79 95	56	H	DePaul	76 87	143	N	UAB	84 89
								93	N	Clemson	62 74	149	A	South Fla.	70 87
												184	H	Texas Tech	66 61
												217	A	SMU	77 61
												322	H	Central Ark.	65 52
												325	H	Northwestern St.	93 56
LAST 12 Division I GAMES:															
		93 N	Clemson	62	74		56	H	DePaul	76	87				
		52 A	Kansas St.	56	86		322	H	Central Ark.	65	52				
		184 H	Texas Tech	66	61		39	A	Auburn	79	95				
		217 A	SMU	77	61		30	A	New Mexico	80	84				
		6 H	UConn	63	72		143	N	UAB	84	89				
		325 H	Northwestern St.	93	56		149	A	South Fla.	70	87				

Non-Div I Games:

Oklahoma

Oklahoma

Average RPI Win:	175	WON-LOST	WINNING	LAST 10	STRENGTH OF	OPP. STRENGTH	TEAM	ADJ.	CONF.	ADJ CONF.
Average RPI Loss:	27	RECORD	PCT. RANK	GAMES	SCHEDULE	OF SCHEDULE	RPI	RPI	RPI	RPI
DIV. I ONLY	10- 3	50	7-3	114	65	57	57	3	3	
DIV. I NON-CONF.	9- 2	43	0- 0	213	56	78	78	3	3	

TOTALS	RPI 1-25	RPI 26-50	W-L RECORDS	RPI 51-100	RPI 101-150	RPI 150+				
10- 3	0- 1	0- 2	OVERALL	1- 0	2- 0	7- 0				
9- 1	0- 1	0- 0	HOME	1- 0	2- 0	6- 0				
1- 2	0- 0	0- 2	AWAY	0- 0	0- 0	1- 0				
0- 0	0- 0	0- 0	NEUTRAL	0- 0	0- 0	0- 0				
9- 2	0- 1	0- 1	NON-CONFERENCE	0- 0	2- 0	7- 0				
8- 1	0- 1	0- 0	HOME	0- 0	2- 0	6- 0				
1- 1	0- 0	0- 1	AWAY	0- 0	0- 0	1- 0				
0- 0	0- 0	0- 0	NEUTRAL	0- 0	0- 0	0- 0				
1- 1	0- 0	0- 1	CONFERENCE	1- 0	0- 0	0- 0				
1- 0	0- 0	0- 0	HOME	1- 0	0- 0	0- 0				
0- 1	0- 0	0- 1	AWAY	0- 0	0- 0	0- 0				
0- 0	0- 0	0- 0	NEUTRAL	0- 0	0- 0	0- 0				

RPI 1-25				RPI 26-50				RPI 51-100				RPI 101+			
RPI	S	Opponent	Score	RPI	S	Opponent	Score	RPI	S	Opponent	Score	RPI	S	Opponent	Score
23	H	Tennessee	63 76	26	A	UCLA	59 71	84	H	TCU	75 71	121	H	Grambling	86 40
				33	A	Texas	51 60					122	H	Texas St.	66 55
												156	H	Oral Roberts	89 69
												159	H	Prairie View	70 50
												179	H	Arkansas St.	62 60
												196	H	UC Riverside	76 51
												204	H	Samford	82 62
												246	A	Wichita St.	60 47
												281	H	Houston Baptist	77 44

LAST 12 Division I GAMES:															
				84	H	TCU	75 71	281	H	Houston Baptist	77 44				
				33	A	Texas	51 60	23	H	Tennessee	63 76				
				121	H	Grambling	86 40	122	H	Texas St.	66 55				
				156	H	Oral Roberts	89 69	246	A	Wichita St.	60 47				
				26	A	UCLA	59 71	204	H	Samford	82 62				
				196	H	UC Riverside	76 51	159	H	Prairie View	70 50				

Non-Div I Games:

Oklahoma St.

Average RPI Win:	187	WON-LOST	WINNING	LAST 10	STRENGTH OF	OPP. STRENGTH	TEAM	ADJ.	CONF.	ADJ CONF.
Average RPI Loss:	113	RECORD	PCT. RANK	GAMES	SCHEDULE	OF SCHEDULE	RPI	RPI	RPI	RPI
DIV. I ONLY	9- 5	96	6-4	58	203	62	62	18	18	
DIV. I NON-CONF.	9- 3	62	0- 1	37	217	30	30	19	19	

TOTALS	RPI 1-25	RPI 26-50	W-L RECORDS	RPI 51-100	RPI 101-150	RPI 150+				
9- 5	0- 1	0- 1	OVERALL	1- 0	3- 2	5- 1				
4- 1	0- 0	0- 0	HOME	0- 0	1- 1	3- 0				
3- 3	0- 1	0- 0	AWAY	1- 0	1- 1	1- 1				
2- 1	0- 0	0- 1	NEUTRAL	0- 0	1- 0	1- 0				
9- 3	0- 1	0- 1	NON-CONFERENCE	1- 0	3- 1	5- 0				
4- 1	0- 0	0- 0	HOME	0- 0	1- 1	3- 0				
3- 1	0- 1	0- 0	AWAY	1- 0	1- 0	1- 0				
2- 1	0- 0	0- 1	NEUTRAL	0- 0	1- 0	1- 0				
0- 2	0- 0	0- 0	CONFERENCE	0- 0	0- 1	0- 1				
0- 0	0- 0	0- 0	HOME	0- 0	0- 0	0- 0				
0- 2	0- 0	0- 0	AWAY	0- 0	0- 1	0- 1				
0- 0	0- 0	0- 0	NEUTRAL	0- 0	0- 0	0- 0				

RPI 1-25				RPI 26-50				RPI 51-100				Team's RPI: 62				RPI 101+			
RPI	S	Opponent	Score	RPI	S	Opponent	Score	RPI	S	Opponent	Score					RPI	S	Opponent	Score
9	A	NC State	56 85	40	N	Saint Mary's (CA)	65 83	75	A	Tulane	56 48					111	A	Western Ky.	60 75
																123	N	Tennessee Tech	80 73
																142	H	William & Mary	83 69
																146	A	Cincinnati	76 72
																147	H	Virginia	67 73
																161	H	VCU	60 57
																236	N	Jacksonville	78 76
																238	A	Campbell	83 59
																257	A	Marshall	48 57
																260	H	Coppin St.	81 51
																304	H	Norfolk St.	69 53
LAST 12 Division I GAMES:																			
				40	N	Saint Mary's (CA)	65 83	161	H	VCU	60 57								
				111	A	Western Ky.	60 75	142	H	William & Mary	83 69								
				257	A	Marshall	48 57	9	A	NC State	56 85								
				260	H	Coppin St.	81 51	123	N	Tennessee Tech	80 73								
				75	A	Tulane	56 48	236	N	Jacksonville	78 76								
				146	A	Cincinnati	76 72	147	H	Virginia	67 73								

Non-Div I Games:

Old Dominion

Average RPI Win:	295	WON-LOST	WINNING	LAST 10	STRENGTH OF	OPP. STRENGTH	TEAM	ADJ.	CONF.	ADJ CONF.
Average RPI Loss:	90	RECORD	PCT. RANK	GAMES	SCHEDULE	OF SCHEDULE	RPI	RPI	RPI	RPI
DIV. I ONLY	6- 10	235	3-7	105	261	228	228	6	6	
DIV. I NON-CONF.	6- 8	199	0- 0	148	291	255	255	6	6	

TOTALS	RPI 1-25	RPI 26-50	W-L RECORDS	RPI 51-100	RPI 101-150	RPI 150+				
6- 10	0- 1	0- 1	OVERALL	0- 4	0- 2	6- 2				
6- 5	0- 0	0- 0	HOME	0- 2	0- 2	6- 1				
0- 2	0- 0	0- 1	AWAY	0- 0	0- 0	0- 1				
0- 3	0- 1	0- 0	NEUTRAL	0- 2	0- 0	0- 0				
6- 8	0- 1	0- 0	NON-CONFERENCE	0- 3	0- 2	6- 2				
6- 4	0- 0	0- 0	HOME	0- 1	0- 2	6- 1				
0- 1	0- 0	0- 0	AWAY	0- 0	0- 0	0- 1				
0- 3	0- 1	0- 0	NEUTRAL	0- 2	0- 0	0- 0				
0- 2	0- 0	0- 1	CONFERENCE	0- 1	0- 0	0- 0				
0- 1	0- 0	0- 0	HOME	0- 1	0- 0	0- 0				
0- 1	0- 0	0- 1	AWAY	0- 0	0- 0	0- 0				
0- 0	0- 0	0- 0	NEUTRAL	0- 0	0- 0	0- 0				

RPI 1-25				RPI 26-50				RPI 51-100				RPI 101+ Team's RPI: 228			
RPI	S	Opponent	Score	RPI	S	Opponent	Score	RPI	S	Opponent	Score	RPI	S	Opponent	Score
6	N	UConn	50 90	31	A	Missouri	55 78	55	H	Arkansas	55 85	102	H	IUPUI	58 66
								65	N	St. John's (NY)	59 64	110	H	Troy	54 71
								74	N	Purdue	59 70	186	A	Louisiana Tech	71 80
								84	H	TCU	50 55	188	H	Jacksonville St.	49 60
												239	H	Temple	62 55
												278	H	North Florida	82 69
												286	H	Western Mich.	69 66
												304	H	Norfolk St.	60 42
												317	H	Louisiana	79 57
												347	H	Savannah St.	74 51
LAST 12 Division I GAMES:															
55	H	Arkansas	55 85	317	H	Louisiana	79 57	55	H	Arkansas	55 85	317	H	Louisiana	79 57
31	A	Missouri	55 78	347	H	Savannah St.	74 51	55	H	Arkansas	55 85	347	H	Savannah St.	74 51
278	H	North Florida	82 69	188	H	Jacksonville St.	49 60	65	N	St. John's (NY)	59 64	188	H	Jacksonville St.	49 60
110	H	Troy	54 71	84	H	TCU	50 55	74	N	Purdue	59 70	84	H	TCU	50 55
186	A	Louisiana Tech	71 80	65	N	St. John's (NY)	59 64	65	N	St. John's (NY)	59 64	65	N	St. John's (NY)	59 64
6	N	UConn	50 90	74	N	Purdue	59 70	74	N	Purdue	59 70	74	N	Purdue	59 70

Non-Div I Games:

Ole Miss

Average RPI Win:	322	WON-LOST	WINNING	LAST 10	STRENGTH OF	OPP. STRENGTH	TEAM	ADJ.	CONF.	ADJ CONF.
Average RPI Loss:	132	RECORD	PCT. RANK	GAMES	SCHEDULE	OF SCHEDULE	RPI	RPI	RPI	RPI
DIV. I ONLY	5- 9	240	4-6	305	255	302	302	16	16	
DIV. I NON-CONF.	4- 7	228	1- 0	295	227	283	283	15	15	
<hr/>										
TOTALS	RPI 1-25	RPI 26-50	W-L RECORDS	RPI 51-100	RPI 101-150	RPI 150+				
5- 9	0- 0	0- 0	OVERALL	0- 3	0- 1	5- 5				
3- 4	0- 0	0- 0	HOME	0- 0	0- 0	3- 4				
1- 4	0- 0	0- 0	AWAY	0- 3	0- 1	1- 0				
1- 1	0- 0	0- 0	NEUTRAL	0- 0	0- 0	1- 1				
4- 7	0- 0	0- 0	NON-CONFERENCE	0- 3	0- 1	4- 3				
2- 2	0- 0	0- 0	HOME	0- 0	0- 0	2- 2				
1- 4	0- 0	0- 0	AWAY	0- 3	0- 1	1- 0				
1- 1	0- 0	0- 0	NEUTRAL	0- 0	0- 0	1- 1				
1- 2	0- 0	0- 0	CONFERENCE	0- 0	0- 0	1- 2				
1- 2	0- 0	0- 0	HOME	0- 0	0- 0	1- 2				
0- 0	0- 0	0- 0	AWAY	0- 0	0- 0	0- 0				
0- 0	0- 0	0- 0	NEUTRAL	0- 0	0- 0	0- 0				

RPI 1-25				RPI 26-50				RPI 51-100				RPI 101+ Team's RPI: 302					
RPI	S	Opponent	Score	RPI	S	Opponent	Score	RPI	S	Opponent	Score	RPI	S	Opponent	Score		
								52	A	Kansas St.	46	61	109	A	Montana St.	56	59
								64	A	UNI	50	79	154	H	CSUN	52	64
								77	A	Creighton	51	66	156	H	Oral Roberts	56	71
													157	H	Denver	68	95
													178	H	Bradley	60	80
													238	N	Campbell	52	65
													297	H	CSU Bakersfield	53	46
													321	H	North Dakota St.	78	61
													329	A	Detroit Mercy	51	42
													330	H	USC Upstate	96	69
													332	N	Florida A&M	57	50
LAST 12 Division I GAMES:																	
				332	N	Florida A&M	57	50	109	A	Montana St.	56	59				
				321	H	North Dakota St.	78	61	178	H	Bradley	60	80				
				156	H	Oral Roberts	56	71	297	H	CSU Bakersfield	53	46				
				157	H	Denver	68	95	77	A	Creighton	51	66				
				64	A	UNI	50	79	329	A	Detroit Mercy	51	42				
				154	H	CSUN	52	64	238	N	Campbell	52	65				

Non-Div I Games: Graceland (IA) 81 39

Omaha

Average RPI Win:	216	WON-LOST	WINNING	LAST 10	STRENGTH OF	OPP. STRENGTH	TEAM	ADJ.	CONF.	ADJ CONF.
Average RPI Loss:	89	RECORD	PCT. RANK	GAMES	SCHEDULE	OF SCHEDULE	RPI	RPI	RPI	RPI

DIV. I ONLY	7- 7	168	6-4	162	87	156	156	16	16
DIV. I NON-CONF.	5- 6	177	0- 0	107	62	117	117	15	15
TOTALS	RPI 1-25	RPI 26-50	W-L RECORDS	RPI 51-100	RPI 101-150	RPI 150+			
7- 7	0- 1	0- 1	OVERALL	0- 2	1- 2	6- 1			
3- 3	0- 0	0- 0	HOME	0- 0	0- 2	3- 1			
4- 4	0- 1	0- 1	AWAY	0- 2	1- 0	3- 0			
0- 0	0- 0	0- 0	NEUTRAL	0- 0	0- 0	0- 0			
5- 6	0- 1	0- 1	NON-CONFERENCE	0- 2	1- 2	4- 0			
2- 2	0- 0	0- 0	HOME	0- 0	0- 2	2- 0			
3- 4	0- 1	0- 1	AWAY	0- 2	1- 0	2- 0			
0- 0	0- 0	0- 0	NEUTRAL	0- 0	0- 0	0- 0			
2- 1	0- 0	0- 0	CONFERENCE	0- 0	0- 0	2- 1			
1- 1	0- 0	0- 0	HOME	0- 0	0- 0	1- 1			
1- 0	0- 0	0- 0	AWAY	0- 0	0- 0	1- 0			
0- 0	0- 0	0- 0	NEUTRAL	0- 0	0- 0	0- 0			

RPI S Opponent Score	RPI S Opponent Score	RPI S Opponent Score	RPI S Opponent Score
14 A Iowa 77 90	47 A Kansas 58 70	55 A Arkansas 61 74	122 A Texas St. 81 64
		57 A Oklahoma St. 69 89	135 H UT Arlington 62 80
			148 H Tulsa 68 76
			165 H North Dakota 67 75
			174 H UMKC 75 64
			197 A Sam Houston St. 73 62
			216 H Southern Utah 64 59
			219 H Western Ill. 68 64
			281 A Houston Baptist 74 56
			302 A Omaha 71 56
LAST 12 Division I GAMES:			
219 H Western Ill. 68 64	197 A Sam Houston St. 73 62		
165 H North Dakota 67 75	135 H UT Arlington 62 80		
302 A Omaha 71 56	216 H Southern Utah 64 59		
57 A Oklahoma St. 69 89	55 A Arkansas 61 74		
281 A Houston Baptist 74 56	122 A Texas St. 81 64		
148 H Tulsa 68 76	174 H UMKC 75 64		

Non-Div I Games: Harris-Stowe 74 46 Cent. Christian (KS) 47

Average RPI Win: 109

Average RPI Loss: 28

WON-LOST
RECORDWINNING
PCT. RANKLAST 10
GAMESSTRENGTH OF
SCHEDULEOPP. STRENGTH
OF SCHEDULETEAM
RPIADJ.
RPICONF.
RPIADJ CONF.
RPIDIV. I ONLY
DIV. I NON-CONF.12- 1
10- 113
199-1
0- 020
1815
327
37
32
22
2

TOTALS

RPI 1-25

RPI 26-50

W-L RECORDS

RPI 51-100

RPI 101-150

RPI 150+

12- 1

2- 0

2- 1

OVERALL

2- 0

1- 0

5- 0

8- 0

2- 0

0- 0

HOME

2- 0

1- 0

3- 0

3- 1

0- 0

2- 1

AWAY

0- 0

0- 0

1- 0

1- 0

0- 0

0- 0

NEUTRAL

0- 0

0- 0

1- 0

10- 1

2- 0

2- 1

NON-CONFERENCE

1- 0

0- 0

5- 0

6- 0

2- 0

0- 0

HOME

1- 0

0- 0

3- 0

3- 1

0- 0

2- 1

AWAY

0- 0

0- 0

1- 0

1- 0

0- 0

0- 0

NEUTRAL

0- 0

0- 0

1- 0

2- 0

0- 0

0- 0

CONFERENCE

1- 0

1- 0

0- 0

2- 0

0- 0

0- 0

HOME

1- 0

1- 0

0- 0

0- 0

0- 0

0- 0

AWAY

0- 0

0- 0

0- 0

0- 0

0- 0

0- 0

NEUTRAL

0- 0

0- 0

0- 0

RPI 1-25

Team's RPI: 7

RPI 26-50

RPI 51-100

RPI 101+

RPI	S	Opponent	Score
3	H	Syracuse	75 73
15	H	Mississippi St.	82 74

RPI	S	Opponent	Score
28	A	Michigan St.	82 88
37	A	South Dakota St.	87 79
40	A	Saint Mary's (CA)	79 55

RPI	S	Opponent	Score
65	H	Buffalo	102 82
98	H	Washington St.	98 58

RPI	S	Opponent	Score
112	H	Washington	84 71
151	H	UC Irvine	115 69
158	A	Utah St.	88 58
194	H	Air Force	82 36
196	N	UC Riverside	94 44
241	H	Long Beach St.	110 48

LAST 12 Division I GAMES:

98	H	Washington St.	98 58	37	A	South Dakota St.	87 79
112	H	Washington	84 71	28	A	Michigan St.	82 88
151	H	UC Irvine	115 69	241	H	Long Beach St.	110 48
194	H	Air Force	82 36	40	A	Saint Mary's (CA)	79 55
15	H	Mississippi St.	82 74	196	N	UC Riverside	94 44
158	A	Utah St.	88 58	65	H	Buffalo	102 82

Oregon

Oregon

Non-Div I Games: Alas. Fairbanks 115 36

Oregon

Loss, Non-Conf, S Site, H Home A Away N Neutral

Average RPI Win:	166	WON-LOST	WINNING	LAST 10	STRENGTH OF	OPP. STRENGTH	TEAM	ADJ.	CONF.	ADJ CONF.
Average RPI Loss:	22	RECORD	PCT. RANK	GAMES	SCHEDULE	OF SCHEDULE	RPI	RPI	RPI	RPI
DIV. I ONLY	12- 2	24	8-2	232	4	67	67	2	2	
DIV. I NON-CONF.	10- 2	37	0- 1	248	9	73	73	2	2	
<hr/>										
TOTALS	RPI 1-25	RPI 26-50	W-L RECORDS	RPI 51-100	RPI 101-150	RPI 150+				
12- 2	0- 1	3- 1	OVERALL	1- 0	2- 0	6- 0				
9- 0	0- 0	2- 0	HOME	1- 0	1- 0	5- 0				
0- 0	0- 0	0- 0	AWAY	0- 0	0- 0	0- 0				
3- 2	0- 1	1- 1	NEUTRAL	0- 0	1- 0	1- 0				
10- 2	0- 1	3- 1	NON-CONFERENCE	0- 0	1- 0	6- 0				
7- 0	0- 0	2- 0	HOME	0- 0	0- 0	5- 0				
0- 0	0- 0	0- 0	AWAY	0- 0	0- 0	0- 0				
3- 2	0- 1	1- 1	NEUTRAL	0- 0	1- 0	1- 0				
2- 0	0- 0	0- 0	CONFERENCE	1- 0	1- 0	0- 0				
2- 0	0- 0	0- 0	HOME	1- 0	1- 0	0- 0				
0- 0	0- 0	0- 0	AWAY	0- 0	0- 0	0- 0				
0- 0	0- 0	0- 0	NEUTRAL	0- 0	0- 0	0- 0				

RPI 1-25				RPI 26-50				RPI 51-100				RPI 101+			
RPI	S	Opponent	Score	RPI	S	Opponent	Score	RPI	S	Opponent	Score	RPI	S	Opponent	Score
1	N	Notre Dame	81 91	34	N	South Carolina	70 68	98	H	Washington St.	76 69	111	N	Western Ky.	74 60
				36	H	Duke	71 57					112	H	Washington	78 67
				40	H	Saint Mary's (CA)	89 56					167	H	Santa Clara	82 31
				43	N	Texas A&M	70 76					234	N	Eastern Wash.	93 45
												258	H	La Salle	100 46
												295	H	Cal Poly	79 54
												297	H	CSU Bakersfield	92 52
												305	H	Ark.-Pine Bluff	89 33
<hr/>															
LAST 12 Division I GAMES:															
				1	N	Notre Dame	81 91	36	H	Duke	71 57				
				34	N	South Carolina	70 68	43	N	Texas A&M	70 76				
				112	H	Washington	78 67	234	N	Eastern Wash.	93 45				
				98	H	Washington St.	76 69	167	H	Santa Clara	82 31				
				297	H	CSU Bakersfield	92 52	258	H	La Salle	100 46				
				40	H	Saint Mary's (CA)	89 56	111	N	Western Ky.	74 60				

Non-Div I Games:

Oregon St.

Average RPI Win: 201		WON-LOST RECORD	WINNING PCT. RANK	LAST 10 GAMES	STRENGTH OF SCHEDULE	OPP. STRENGTH OF SCHEDULE	TEAM RPI	ADJ. RPI	CONF. RPI	ADJ CONF. RPI
DIV. I ONLY		9- 4	78	7-3	135	84	59	59	7	7
DIV. I NON-CONF.		7- 3	83	0- 0	210	130	90	90	7	7
TOTALS		RPI 1-25		RPI 26-50	W-L RECORDS		RPI 51-100	RPI 101-150	RPI 150+	
9- 4	0- 3		2- 1	OVERALL		1- 0	0- 0	6- 0		
5- 0	0- 0		2- 0	HOME		0- 0	0- 0	3- 0		
4- 3	0- 2		0- 1	AWAY		1- 0	0- 0	3- 0		
0- 1	0- 1		0- 0	NEUTRAL		0- 0	0- 0	0- 0		
7- 3	0- 2		1- 1	NON-CONFERENCE		1- 0	0- 0	5- 0		
4- 0	0- 0		1- 0	HOME		0- 0	0- 0	3- 0		
3- 2	0- 1		0- 1	AWAY		1- 0	0- 0	2- 0		
0- 1	0- 1		0- 0	NEUTRAL		0- 0	0- 0	0- 0		
2- 1	0- 1		1- 0	CONFERENCE		0- 0	0- 0	1- 0		
1- 0	0- 0		1- 0	HOME		0- 0	0- 0	0- 0		
1- 1	0- 1		0- 0	AWAY		0- 0	0- 0	1- 0		
0- 0	0- 0		0- 0	NEUTRAL		0- 0	0- 0	0- 0		

RPI 1-25				RPI 26-50				RPI 51-100				RPI 101+			
RPI	S	Opponent	Score	RPI	S	Opponent	Score	RPI	S	Opponent	Score	RPI	S	Opponent	Score
11	A	Gonzaga	65 88	40	H	Saint Mary's (CA)	76 67	99	A	UC Davis	83 80	164	A	Portland	76 66
19	A	UCF	57 64	44	H	Wyoming	70 64					215	A	Cal St. Fullerton	72 64
21	N	Cal i forni a	69 81	49	A	Lamar Uni versi ty	66 82					293	A	San Jose St.	91 67
												299	H	UC Santa Barbara	69 53
												321	H	North Dakota St.	75 68
												338	H	Seattle U	75 61
LAST 12 Division I GAMES:															
11	A	Gonzaga	65 88	19	A	UCF	57 64								
164	A	Portland	76 66	299	H	UC Santa Barbara	69 53								
40	H	Saint Mary's (CA)	76 67	338	H	Seattle U	75 61								
215	A	Cal St. Fullerton	72 64	293	A	San Jose St.	91 67								
49	A	Lamar University	66 82	44	H	Wyoming	70 64								
21	N	Cal i forni a	69 81	321	H	North Dakota St.	75 68								

Paci fi c

Average RPI	Win:	235	WON-LOST	WINNING	LAST 10	STRENGTH OF	OPP. STRENGTH	TEAM	ADJ.	CONF.	ADJ CONF.
Average RPI	Loss:	41	RECORD	PCT. RANK	GAMES	SCHEDULE	OF SCHEDULE	RPI	RPI	RPI	RPI
DIV. I ONLY		9- 2		36	8-2	246	108	76	76	11	11
DIV. I NON-CONF.		8- 2		51	0- 0	268	118	79	79	12	12
<hr/>											
TOTALS	RPI 1-25		RPI 26-50		W-L RECORDS	RPI 51-100		RPI 101-150		RPI 150+	
9- 2	0- 1		0- 0		OVERALL	0- 1		1- 0		8- 0	
3- 0	0- 0		0- 0		HOME	0- 0		0- 0		3- 0	
6- 1	0- 1		0- 0		AWAY	0- 0		1- 0		5- 0	
0- 1	0- 0		0- 0		NEUTRAL	0- 1		0- 0		0- 0	
8- 2	0- 1		0- 0		NON-CONFERENCE	0- 1		0- 0		8- 0	
3- 0	0- 0		0- 0		HOME	0- 0		0- 0		3- 0	
5- 1	0- 1		0- 0		AWAY	0- 0		0- 0		5- 0	
0- 1	0- 0		0- 0		NEUTRAL	0- 1		0- 0		0- 0	
1- 0	0- 0		0- 0		CONFERENCE	0- 0		1- 0		0- 0	
0- 0	0- 0		0- 0		HOME	0- 0		0- 0		0- 0	
1- 0	0- 0		0- 0		AWAY	0- 0		1- 0		0- 0	
0- 0	0- 0		0- 0		NEUTRAL	0- 0		0- 0		0- 0	

RPI	S	Opponent	Score	RPI	S	Opponent	Score	RPI	S	Opponent	Score	RPI	S	Opponent	Score
1	A	Notre Dame	55 75					80	N	Maine	46 47	101	A	Princeton	66 60
												169	A	Drexel	55 39
												210	A	Navy	65 61
												226	A	Stetson	75 53
												258	H	La Salle	65 34
												269	A	Siena	58 51
												277	H	Saint Joseph's	65 45
												282	A	Iona	66 43
												326	H	NJIT	85 42
<hr/>															
LAST 12 Division I GAMES:															
101	A	Princeton	66 60	80	N	Maine	46 47	210	A	Navy	65 61				
226	A	Stetson	75 53	326	H	NJIT	85 42	277	H	Saint Joseph's	65 45				
169	A	Drexel	55 39	1	A	Notre Dame	55 75	269	A	Siena	58 51				
282	A	Iona	66 43												
258	H	La Salle	65 34												

Non-Div I Games:

Penn

Average RPI	Win:	160	WON-LOST RECORD	WINNING PCT. RANK	LAST 10 GAMES	STRENGTH OF SCHEDULE	OPP. STRENGTH OF SCHEDULE	TEAM RPI	ADJ. RPI	CONF. RPI	ADJ CONF. RPI
Average RPI	Loss:	52									
DIV. I ONLY		8- 7		162	4-6	14	89	88	88	4	4
DIV. I NON-CONF.		7- 4		109	0- 0	69	95	102	102	4	4

TOTALS	RPI 1-25		RPI 26-50		W-L RECORDS	RPI 51-100		RPI 101-150		RPI 150+	
8- 7	0- 4		0- 1		OVERALL	0- 0		4- 2		4- 0	
7- 4	0- 1		0- 1		HOME	0- 0		3- 2		4- 0	
1- 3	0- 3		0- 0		AWAY	0- 0		1- 0		0- 0	
0- 0	0- 0		0- 0		NEUTRAL	0- 0		0- 0		0- 0	
7- 4	0- 2		0- 0		NON-CONFERENCE	0- 0		3- 2		4- 0	
6- 3	0- 1		0- 0		HOME	0- 0		2- 2		4- 0	
1- 1	0- 1		0- 0		AWAY	0- 0		1- 0		0- 0	
0- 0	0- 0		0- 0		NEUTRAL	0- 0		0- 0		0- 0	
1- 3	0- 2		0- 1		CONFERENCE	0- 0		1- 0		0- 0	
1- 1	0- 0		0- 1		HOME	0- 0		1- 0		0- 0	
0- 2	0- 2		0- 0		AWAY	0- 0		0- 0		0- 0	
0- 0	0- 0		0- 0		NEUTRAL	0- 0		0- 0		0- 0	

RPI 1-25				RPI 26-50				RPI 51-100				Team's RPI: 88				RPI 101+			
RPI	S	Opponent	Score	RPI	S	Opponent	Score	RPI	S	Opponent	Score					RPI	S	Opponent	Score
12	A	Indiana	75 83	32	H	Maryland	61 77									101	H	Princeton	79 71
20	A	Florida St.	58 87													108	A	Fordham	72 55
21	H	California	58 75													125	H	Duquesne	58 64
22	A	Rutgers	61 74													127	H	Providence	74 72
																134	H	Stony Brook	70 81
																138	H	Wisconsin	71 64
																165	H	North Dakota	75 68
																168	H	American	80 59
																235	H	St. Bonaventure	80 65
																236	H	Jacksonville	80 61

LAST 12 Division I GAMES:																			
22	A	Rutgers	61 74	125	H	Duquesne	58 64												
138	H	Wisconsin	71 64	236	H	Jacksonville	80 61												
12	A	Indiana	75 83	20	A	Florida St.	58 87												
32	H	Maryland	61 77	134	H	Stony Brook	70 81												
168	H	American	80 59	165	H	North Dakota	75 68												
235	H	St. Bonaventure	80 65	101	H	Princeton	79 71												

Non-Div I Games:

Penn St.

Average RPI	Win: 270	WON-LOST RECORD	WINNING PCT. RANK	LAST 10 GAMES	STRENGTH OF SCHEDULE	OPP. STRENGTH OF SCHEDULE	TEAM RPI	ADJ. RPI	CONF. RPI	ADJ CONF. RPI
Average RPI	Loss: 104									
DIV. I ONLY	8- 6	132	5-5	299	148	180	180	7	7	
DIV. I NON-CONF.	6- 4	125	0- 0	346	170	243	243	7	7	

TOTALS	RPI 1-25	RPI 26-50	W-L RECORDS	RPI 51-100	RPI 101-150	RPI 150+				
8- 6	0- 1	0- 1	OVERALL	0- 1	0- 2	8- 1				
2- 1	0- 1	0- 0	HOME	0- 0	0- 0	2- 0				
4- 4	0- 0	0- 1	AWAY	0- 1	0- 2	4- 0				
2- 1	0- 0	0- 0	NEUTRAL	0- 0	0- 0	2- 1				
6- 4	0- 0	0- 0	NON-CONFERENCE	0- 1	0- 2	6- 1				
1- 0	0- 0	0- 0	HOME	0- 0	0- 0	1- 0				
3- 3	0- 0	0- 0	AWAY	0- 1	0- 2	3- 0				
2- 1	0- 0	0- 0	NEUTRAL	0- 0	0- 0	2- 1				
2- 2	0- 1	0- 1	CONFERENCE	0- 0	0- 0	2- 0				
1- 1	0- 1	0- 0	HOME	0- 0	0- 0	1- 0				
1- 1	0- 0	0- 1	AWAY	0- 0	0- 0	1- 0				
0- 0	0- 0	0- 0	NEUTRAL	0- 0	0- 0	0- 0				

RPI 1-25				RPI 26-50				RPI 51-100				RPI 101+				Team's RPI: 180
RPI	S	Opponent	Score	RPI	S	Opponent	Score	RPI	S	Opponent	Score	RPI	S	Opponent	Score	
11	H	Gonzaga	54 79	38	A	BYU	58 83	83	A	Colorado	65 80	104	A	Idaho St.	63 65	
												127	A	Providence	47 66	
												164	H	Portland	82 68	
												221	A	San Diego	74 55	
												224	N	Sacramento St.	113 97	
												258	N	La Salle	55 62	
												287	N	Northern Ky.	51 46	
												291	A	Hawaii	65 64	
												295	A	Cal Poly	70 63	
												338	A	Seattle U	78 64	
												339	H	Weber St.	68 47	

LAST 12 Division I GAMES:																
221	A	San Diego	74 55	127	A	Providence	47 66									
38	A	BYU	58 83	104	A	Idaho St.	63 65									
11	H	Gonzaga	54 79	339	H	Weber St.	68 47									
164	H	Portland	82 68	338	A	Seattle U	78 64									
287	N	Northern Ky.	51 46	83	A	Colorado	65 80									
258	N	La Salle	55 62	295	A	Cal Poly	70 63									

Non-Div I Games:

Pepperdine

Average RPI Win:	162	WON-LOST	WINNING	LAST 10	STRENGTH OF	OPP. STRENGTH	TEAM	ADJ.	CONF.	ADJ CONF.
Average RPI Loss:	87	RECORD	PCT. RANK	GAMES	SCHEDULE	OF SCHEDULE	RPI	RPI	RPI	RPI
DIV. I ONLY	9- 6	118	7-3	46	66	82	82	1	1	
DIV. I NON-CONF.	9- 5	105	0- 0	83	116	88	88	1	1	

TOTALS	RPI 1-25	RPI 26-50	W-L RECORDS	RPI 51-100	RPI 101-150	RPI 150+				
9- 6	0- 2	0- 0	OVERALL	2- 1	3- 2	4- 1				
5- 3	0- 1	0- 0	HOME	0- 0	2- 1	3- 1				
2- 2	0- 1	0- 0	AWAY	1- 1	1- 0	0- 0				
2- 1	0- 0	0- 0	NEUTRAL	1- 0	0- 1	1- 0				
9- 5	0- 1	0- 0	NON-CONFERENCE	2- 1	3- 2	4- 1				
5- 3	0- 1	0- 0	HOME	0- 0	2- 1	3- 1				
2- 1	0- 0	0- 0	AWAY	1- 1	1- 0	0- 0				
2- 1	0- 0	0- 0	NEUTRAL	1- 0	0- 1	1- 0				
0- 1	0- 1	0- 0	CONFERENCE	0- 0	0- 0	0- 0				
0- 0	0- 0	0- 0	HOME	0- 0	0- 0	0- 0				
0- 1	0- 1	0- 0	AWAY	0- 0	0- 0	0- 0				
0- 0	0- 0	0- 0	NEUTRAL	0- 0	0- 0	0- 0				

RPI 1-25				RPI 26-50				RPI 51-100 Team's RPI: 82				RPI 101+			
RPI	S	Opponent	Score	RPI	S	Opponent	Score	RPI	S	Opponent	Score	RPI	S	Opponent	Score
1	A	Notre Dame	44 100					55	N	Arkansas	61 54	107	H	Youngstown St.	55 64
19	H	UCF	58 61					79	A	Northwestern	52 49	108	H	Fordham	65 62
								87	A	Georgetown	41 70	125	A	Duquesne	66 58
												138	N	Wisconsin	42 57
												146	H	Cincinnati	65 48
												160	H	UNCW	60 56
												170	H	West Virginia	43 77
												211	H	Saint Francis (PA)	78 75
												272	H	New Orleans	90 38
												301	N	Tennessee St.	78 56
LAST 12 Division I GAMES:															
1	A	Notre Dame	44 100	79	A	Northwestern	52 49	301	N	Tennessee St.	78 56				
125	A	Duquesne	66 58	55	N	Arkansas	61 54								
211	H	Saint Francis (PA)	78 75	138	N	Wisconsin	42 57								
160	H	UNCW	60 56	87	A	Georgetown	41 70								
170	H	West Virginia	43 77	146	H	Cincinnati	65 48								
108	H	Fordham	65 62												

Non-Div I Games:

Pittsburgh

Average RPI Win:	245	WON-LOST	WINNING	LAST 10	STRENGTH OF	OPP. STRENGTH	TEAM	ADJ.	CONF.	ADJ CONF.
Average RPI Loss:	101	RECORD	PCT. RANK	GAMES	SCHEDULE	OF SCHEDULE	RPI	RPI	RPI	RPI

DIV. I ONLY	6- 7	188	4-6	101	260	164	164	7	7
DIV. I NON-CONF.	6- 3	91	0- 0	121	319	99	99	7	7

TOTALS	RPI 1-25	RPI 26-50	W-L RECORDS	RPI 51-100	RPI 101-150	RPI 150+			
6- 7	0- 0	0- 1	OVERALL	0- 3	0- 1	6- 2			
3- 3	0- 0	0- 1	HOME	0- 1	0- 0	3- 1			
3- 3	0- 0	0- 0	AWAY	0- 1	0- 1	3- 1			
0- 1	0- 0	0- 0	NEUTRAL	0- 1	0- 0	0- 0			
6- 3	0- 0	0- 0	NON-CONFERENCE	0- 1	0- 1	6- 1			
3- 1	0- 0	0- 0	HOME	0- 0	0- 0	3- 1			
3- 1	0- 0	0- 0	AWAY	0- 0	0- 1	3- 0			
0- 1	0- 0	0- 0	NEUTRAL	0- 1	0- 0	0- 0			
0- 4	0- 0	0- 1	CONFERENCE	0- 2	0- 0	0- 1			
0- 2	0- 0	0- 1	HOME	0- 1	0- 0	0- 0			
0- 2	0- 0	0- 0	AWAY	0- 1	0- 0	0- 1			
0- 0	0- 0	0- 0	NEUTRAL	0- 0	0- 0	0- 0			

RPI 1-25	RPI 26-50	RPI 51-100	RPI 101+	Team's RPI: 164
RPI S Opponent Score	RPI S Opponent Score	RPI S Opponent Score	RPI S Opponent Score	
	40 H Saint Mary's (CA) 91 98	58 N Arizona 70 92	126 A Portland St. 79 92	
		59 H Paci fic 66 76	151 H UC Irvine 69 84	
		94 A Loyol a Marymount 58 76	158 H Utah St. 61 54	
			180 A Pepperdi ne 68 82	
			194 H Air Force 79 60	
			215 H Cal St. Fullerton 83 74	
			273 A Utah Valley 65 60	
			291 A Hawai i 72 65	
			339 A Weber St. 89 73	
LAST 12 Division I GAMES:				
	40 H Saint Mary's (CA) 91 98	126 A Portland St. 79 92		
	59 H Paci fic 66 76	158 H Utah St. 61 54		
	94 A Loyol a Marymount 58 76	215 H Cal St. Fullerton 83 74		
	180 A Pepperdi ne 68 82	58 N Arizona 70 92		
	194 H Air Force 79 60	291 A Hawai i 72 65		
	151 H UC Irvine 69 84	339 A Weber St. 89 73		

Non-Div I Games: Warner Paci fic 98 63 Willamette 82 27

Portland

Average RPI Win:	217	WON-LOST	WINNING	LAST 10	STRENGTH OF	OPP. STRENGTH	TEAM	ADJ.	CONF.	ADJ CONF.
Average RPI Loss:	107	RECORD	PCT. RANK	GAMES	SCHEDULE	OF SCHEDULE	RPI	RPI	RPI	RPI
DIV. I ONLY	9- 2	36	8-2	275	189	126	126	14	14	
DIV. I NON-CONF.	7- 1	32	0- 0	338	242	182	182	11	11	

TOTALS	RPI 1-25	RPI 26-50	W-L RECORDS	RPI 51-100	RPI 101-150	RPI 150+				
9- 2	0- 0	0- 0	OVERALL	2- 1	1- 0	6- 1				
7- 1	0- 0	0- 0	HOME	2- 0	1- 0	4- 1				
2- 1	0- 0	0- 0	AWAY	0- 1	0- 0	2- 0				
0- 0	0- 0	0- 0	NEUTRAL	0- 0	0- 0	0- 0				
7- 1	0- 0	0- 0	NON-CONFERENCE	1- 0	0- 0	6- 1				
5- 1	0- 0	0- 0	HOME	1- 0	0- 0	4- 1				
2- 0	0- 0	0- 0	AWAY	0- 0	0- 0	2- 0				
0- 0	0- 0	0- 0	NEUTRAL	0- 0	0- 0	0- 0				
2- 1	0- 0	0- 0	CONFERENCE	1- 1	1- 0	0- 0				
2- 0	0- 0	0- 0	HOME	1- 0	1- 0	0- 0				
0- 1	0- 0	0- 0	AWAY	0- 1	0- 0	0- 0				
0- 0	0- 0	0- 0	NEUTRAL	0- 0	0- 0	0- 0				

RPI 1-25				RPI 26-50				RPI 51-100				RPI 101+				Team's RPI: 126
RPI	S	Opponent	Score	RPI	S	Opponent	Score	RPI	S	Opponent	Score	RPI	S	Opponent	Score	
								63	A	Northern Colo.	63 79	109	H	Montana St.	55 53	
								73	H	Montana	78 60	151	H	UC Irvine	68 73	
								99	H	UC Davis	65 50	164	H	Portland	92 79	
												264	H	UNLV	58 49	
												280	A	UTEP	89 61	
												293	H	San Jose St.	80 51	
												337	A	Grand Canyon	60 55	
												338	H	Seattle U	68 43	

LAST 12 Division I GAMES:																
				73	H	Montana	78 60	280	A	UTEP	89 61					
				109	H	Montana St.	55 53	164	H	Portland	92 79					
				63	A	Northern Colo.	63 79	338	H	Seattle U	68 43					
				151	H	UC Irvine	68 73	99	H	UC Davis	65 50					
				264	H	UNLV	58 49	293	H	San Jose St.	80 51					
				337	A	Grand Canyon	60 55									

Non-Div I Games: Warner Pacific 102 49

Portland St.

Average RPI Win:	280	WON-LOST	WINNING	LAST 10	STRENGTH OF	OPP. STRENGTH	TEAM	ADJ.	CONF.	ADJ CONF.
Average RPI Loss:	86	RECORD	PCT. RANK	GAMES	SCHEDULE	OF SCHEDULE	RPI	RPI	RPI	RPI
DIV. I ONLY	3- 7	264	4-6	100	112	159	159	28	28	
DIV. I NON-CONF.	1- 7	319	0- 0	16	113	180	180	25	25	

TOTALS	RPI 1-25	RPI 26-50	W-L RECORDS	RPI 51-100	RPI 101-150	RPI 150+				
3- 7	0- 1	0- 1	OVERALL	0- 3	0- 1	3- 1				
0- 1	0- 0	0- 0	HOME	0- 0	0- 1	0- 0				
2- 6	0- 1	0- 1	AWAY	0- 3	0- 0	2- 1				
1- 0	0- 0	0- 0	NEUTRAL	0- 0	0- 0	1- 0				
1- 7	0- 1	0- 1	NON-CONFERENCE	0- 3	0- 1	1- 1				
0- 1	0- 0	0- 0	HOME	0- 0	0- 1	0- 0				
0- 6	0- 1	0- 1	AWAY	0- 3	0- 0	0- 1				
1- 0	0- 0	0- 0	NEUTRAL	0- 0	0- 0	1- 0				
2- 0	0- 0	0- 0	CONFERENCE	0- 0	0- 0	2- 0				
0- 0	0- 0	0- 0	HOME	0- 0	0- 0	0- 0				
2- 0	0- 0	0- 0	AWAY	0- 0	0- 0	2- 0				
0- 0	0- 0	0- 0	NEUTRAL	0- 0	0- 0	0- 0				

RPI 1-25				RPI 26-50				RPI 51-100				RPI 101+				Team's RPI: 159
RPI	S	Opponent	Score	RPI	S	Opponent	Score	RPI	S	Opponent	Score	RPI	S	Opponent	Score	
2	A	Iowa St.	46 94	43	A	Texas A&M	57 70	55	A	Arkansas	44 71	103	H	Rice	58 68	
								57	A	Oklahoma St.	50 70	192	A	Southern U.	55 54	
								83	A	Colorado	38 79	259	A	UTRGV	50 57	
												300 N		A&M-Corpus Christi	67 59	
												348	A	Alcorn	82 61	
LAST 12 Division I GAMES:																
				192	A	Southern U.	55 54	348	A	Alcorn	82 61					
				43	A	Texas A&M	57 70	300 N		A&M-Corpus Christi	67 59					
				2	A	Iowa St.	46 94	259	A	UTRGV	50 57					
				55	A	Arkansas	44 71	57	A	Oklahoma St.	50 70					
				83	A	Colorado	38 79									
				103	H	Rice	58 68									

Non-Div I Games: Jarvis Christian 117 32 Arlington Baptist 105 31

Prairie View

Average RPI Win:	310	WON-LOST	WINNING	LAST 10	STRENGTH OF	OPP. STRENGTH	TEAM	ADJ.	CONF.	ADJ CONF.
Average RPI Loss:	188	RECORD	PCT. RANK	GAMES	SCHEDULE	OF SCHEDULE	RPI	RPI	RPI	RPI
DIV. I ONLY	3- 10	286	2-8	279	299	313	313	29	29	
DIV. I NON-CONF.	2- 9	297	0- 0	265	266	313	313	29	29	

TOTALS	RPI 1-25	RPI 26-50	W-L RECORDS	RPI 51-100	RPI 101-150	RPI 150+				
3- 10	0- 1	0- 0	OVERALL	0- 0	0- 1	3- 8				
2- 2	0- 0	0- 0	HOME	0- 0	0- 0	2- 2				
1- 8	0- 1	0- 0	AWAY	0- 0	0- 1	1- 6				
0- 0	0- 0	0- 0	NEUTRAL	0- 0	0- 0	0- 0				
2- 9	0- 1	0- 0	NON-CONFERENCE	0- 0	0- 1	2- 7				
1- 2	0- 0	0- 0	HOME	0- 0	0- 0	1- 2				
1- 7	0- 1	0- 0	AWAY	0- 0	0- 1	1- 5				
0- 0	0- 0	0- 0	NEUTRAL	0- 0	0- 0	0- 0				
1- 1	0- 0	0- 0	CONFERENCE	0- 0	0- 0	1- 1				
1- 0	0- 0	0- 0	HOME	0- 0	0- 0	1- 0				
0- 1	0- 0	0- 0	AWAY	0- 0	0- 0	0- 1				
0- 0	0- 0	0- 0	NEUTRAL	0- 0	0- 0	0- 0				

RPI 1-25				RPI 26-50				RPI 51-100				RPI 101+				Team's RPI: 313
RPI	S	Opponent	Score	RPI	S	Opponent	Score	RPI	S	Opponent	Score	RPI	S	Opponent	Score	
23	A	Tennessee	49 97									119	A	Georgia	59 83	
												160	A	UNCW	48 63	
												172	A	Vanderbilt	43 78	
												183	A	Davidson	56 83	
												204	A	Samford	54 75	
												213	A	Furman	68 76	
												238	A	Campbell	46 51	
												250	H	Wofford	61 50	
												252	H	Ga. Southern	68 69	
												312	H	South Carolina St.	48 57	
												336	A	Col. of Charleston	71 65	
												344	H	Longwood	81 66	
LAST 12 Division I GAMES:																
119	A	Georgia	59 83	344	H	Longwood	81 66									
336	A	Col. of Charleston	71 65	238	A	Campbell	46 51									
183	A	Davidson	56 83	213	A	Furman	68 76									
252	H	Ga. Southern	68 69	312	H	South Carolina St.	48 57									
204	A	Samford	54 75	250	H	Wofford	61 50									
172	A	Vanderbilt	43 78	160	A	UNCW	48 63									

Non-Div I Games:

Presbyterian

Average RPI Win:	191	WON-LOST	WINNING	LAST 10	STRENGTH OF	OPP. STRENGTH	TEAM	ADJ.	CONF.	ADJ CONF.
Average RPI Loss:	79	RECORD	PCT. RANK	GAMES	SCHEDULE	OF SCHEDULE	RPI	RPI	RPI	RPI
DIV. I ONLY	8- 8	168	7-3	78	78	101	101	11	11	
DIV. I NON-CONF.	8- 7	160	0- 0	103	70	89	89	12	12	

TOTALS	RPI 1-25	RPI 26-50	W-L RECORDS	RPI 51-100	RPI 101-150	RPI 150+				
8- 8	0- 1	0- 1	OVERALL	3- 5	0- 0	5- 1				
3- 2	0- 0	0- 0	HOME	2- 2	0- 0	1- 0				
5- 3	0- 0	0- 1	AWAY	1- 1	0- 0	4- 1				
0- 3	0- 1	0- 0	NEUTRAL	0- 2	0- 0	0- 0				
8- 7	0- 1	0- 1	NON-CONFERENCE	3- 4	0- 0	5- 1				
3- 1	0- 0	0- 0	HOME	2- 1	0- 0	1- 0				
5- 3	0- 0	0- 1	AWAY	1- 1	0- 0	4- 1				
0- 3	0- 1	0- 0	NEUTRAL	0- 2	0- 0	0- 0				
0- 1	0- 0	0- 0	CONFERENCE	0- 1	0- 0	0- 0				
0- 1	0- 0	0- 0	HOME	0- 1	0- 0	0- 0				
0- 0	0- 0	0- 0	AWAY	0- 0	0- 0	0- 0				
0- 0	0- 0	0- 0	NEUTRAL	0- 0	0- 0	0- 0				

RPI 1-25				RPI 26-50				RPI 51-100				RPI 101+ Team's RPI: 101			
RPI	S	Opponent	Score	RPI	S	Opponent	Score	RPI	S	Opponent	Score	RPI	S	Opponent	Score
3	N	Syracuse	61 92	35	A	Villanova	46 67	52	N	Kansas St.	61 80	183	H	Davidson	65 57
								56	N	DePaul	67 82	218	A	George Washington	49 64
								76	H	Penn	60 66	220	A	Monmouth	79 47
								88	A	Penn St.	71 79	253	A	Rider	89 65
								90	A	Hartford	75 38	275	A	St. Francis Brooklyn	83 64
								92	H	Quinnipiac	54 42	323	A	New Hampshire	90 42
								95	H	Marist	60 57				
								100	H	Seton Hall	66 70				
LAST 12 Division I GAMES:															
275	A	St. Francis Brooklyn	83 64	76	H	Penn	60 66	323	A	New Hampshire	90 42				
95	H	Marist	60 57	90	A	Hartford	75 38	52	N	Kansas St.	61 80				
220	A	Monmouth	79 47	52	N	Syracuse	61 92	3	N	Syracuse	61 92				
92	H	Quinnipiac	54 42	56	N	DePaul	67 82								
183	H	Davidson	65 57												
35	A	Villanova	46 67												

Non-Div I Games:

Princeton

Average RPI	Win:	199	WON-LOST	WINNING	LAST 10	STRENGTH OF	OPP. STRENGTH	TEAM	ADJ.	CONF.	ADJ CONF.
Average RPI	Loss:	74	RECORD	PCT. RANK	GAMES	SCHEDULE	OF SCHEDULE	RPI	RPI	RPI	RPI
DIV. I ONLY		9- 7		138	6-4	116	80	127	127	5	5
DIV. I NON-CONF.		8- 4		91	1- 0	177	154	124	124	5	5

TOTALS	RPI 1-25		RPI 26-50		W-L RECORDS	RPI 51-100		RPI 101-150		RPI 150+	
9- 7	0- 1		1- 1		OVERALL	0- 4		2- 1		6- 0	
6- 3	0- 0		1- 1		HOME	0- 2		1- 0		4- 0	
2- 4	0- 1		0- 0		AWAY	0- 2		1- 1		1- 0	
1- 0	0- 0		0- 0		NEUTRAL	0- 0		0- 0		1- 0	
8- 4	0- 0		0- 1		NON-CONFERENCE	0- 2		2- 1		6- 0	
5- 2	0- 0		0- 1		HOME	0- 1		1- 0		4- 0	
2- 2	0- 0		0- 0		AWAY	0- 1		1- 1		1- 0	
1- 0	0- 0		0- 0		NEUTRAL	0- 0		0- 0		1- 0	
1- 3	0- 1		1- 0		CONFERENCE	0- 2		0- 0		0- 0	
1- 1	0- 0		1- 0		HOME	0- 1		0- 0		0- 0	
0- 2	0- 1		0- 0		AWAY	0- 1		0- 0		0- 0	
0- 0	0- 0		0- 0		NEUTRAL	0- 0		0- 0		0- 0	

RPI	S	Opponent	Score	RPI	S	Opponent	Score	RPI	S	Opponent	Score	RPI	S	Opponent	Score	Team's RPI: 127
18	A	Marquette	46 85	27	H	Northeastern	59 65	56	A	DePaul	62 88	106	A	Boston College	61 57	
				35	H	Villanova	67 61	87	H	Georgetown	52 68	120	H	Yale	59 42	
								88	A	Penn St.	72 74	150	A	Rhode Island	65 72	
								92	H	Quinnipiac	44 48	180	H	Pepperdine	66 47	
												229	H	Sacred Heart	62 52	
												258	H	La Salle	77 47	
												271	A	UMass Lowell	71 47	
												287	H	Northern Ky.	48 43	
												309	N	Bryant	72 64	

LAST 12 Division I GAMES:																
56	A	DePaul	62 88	309	N	Bryant	72 64									
18	A	Marquette	46 85	35	H	Villanova	67 61									
258	H	La Salle	77 47	87	H	Georgetown	52 68									
287	H	Northern Ky.	48 43	271	A	UMass Lowell	71 47									
180	H	Pepperdine	66 47	150	A	Rhode Island	65 72									
27	H	Northeastern	59 65	120	H	Yale	59 42									

Non-Div I Games:

Providence

Average RPI Win: 185

Average RPI Loss: 57

WON-LOST
RECORDWINNING
PCT. RANKLAST 10
GAMESSTRENGTH OF
SCHEDULEOPP. STRENGTH
OF SCHEDULETEAM
RPIADJ.
RPICONF.
RPIADJ CONF.
RPIDIV. I ONLY
DIV. I NON-CONF.11- 5
9- 486
856-4
0- 074
68127
15174
7174
714
44
4

TOTALS

RPI 1-25

RPI 26-50

W-L RECORDS

RPI 51-100

RPI 101-150

RPI 150+

11- 5

1- 1

0- 2

OVERALL

2- 1

0- 1

8- 0

9- 1

1- 0

0- 1

HOME

2- 0

0- 0

6- 0

1- 2

0- 0

0- 1

AWAY

0- 0

0- 1

1- 0

1- 2

0- 1

0- 0

NEUTRAL

0- 1

0- 0

1- 0

9- 4

1- 1

0- 2

NON-CONFERENCE

1- 1

0- 0

7- 0

7- 1

1- 0

0- 1

HOME

1- 0

0- 0

5- 0

1- 1

0- 0

0- 1

AWAY

0- 0

0- 0

1- 0

1- 2

0- 1

0- 0

NEUTRAL

0- 1

0- 0

1- 0

2- 1

0- 0

0- 0

CONFERENCE

1- 0

0- 1

1- 0

2- 0

0- 0

0- 0

HOME

1- 0

0- 0

1- 0

0- 1

0- 0

0- 0

AWAY

0- 0

0- 1

0- 0

0- 0

0- 0

0- 0

NEUTRAL

0- 0

0- 0

0- 0

RPI 1-25

RPI 26-50

RPI 51-100 Team's RPI: 74

RPI 101+

RPI	S	Opponent	Score
6	N	UConn	40 86
25	H	Miami (FL)	74 63

RPI	S	Opponent	Score
34	H	South Carolina	73 82
41	A	Ohio	73 80

RPI	S	Opponent	Score
65	N	St. John's (NY)	62 68
68	H	Michigan	71 70
71	H	Harvard	66 65

RPI	S	Opponent	Score
138	A	Wisconsin	69 76
162	H	Ohio St.	60 42
178	H	Bradley	74 61
203	A	Ball St.	80 38
219	H	Western Ill.	81 60
228	N	Ole Miss	70 59
240	H	Loyola Chicago	65 41
298	H	Albany (NY)	53 41
343	H	Purdue Fort Wayne	78 44

LAST 12 Division I GAMES:

178	H	Bradley	74	61	68	H	Michigan	71	70
298	H	Albany (NY)	53	41	138	A	Wisconsin	69	76
34	H	South Carolina	73	82	162	H	Ohio St.	60	42
240	H	Loyola Chicago	65	41	6	N	UConn	40	86
41	A	Ohio	73	80	228	N	Ole Miss	70	59
25	H	Miami (FL)	74	63	65	N	St. John's (NY)	62	68

Purdue

Purdue

Non-Div I Games:

Purdue

Average RPI Win:	345	WON-LOST	WINNING	LAST 10	STRENGTH OF	OPP. STRENGTH	TEAM	ADJ.	CONF.	ADJ CONF.
Average RPI Loss:	208	RECORD	PCT. RANK	GAMES	SCHEDULE	OF SCHEDULE	RPI	RPI	RPI	RPI

DIV. I ONLY	1- 11	333	2-8	313	326	343	343	16	16
DIV. I NON-CONF.	1- 8	322	0- 0	301	340	342	342	15	15

TOTALS	RPI 1-25	RPI 26-50	W-L RECORDS	RPI 51-100	RPI 101-150	RPI 150+			
1- 11	0- 0	0- 1	OVERALL	0- 1	0- 0	1- 9			
0- 4	0- 0	0- 1	HOME	0- 0	0- 0	0- 3			
1- 7	0- 0	0- 0	AWAY	0- 1	0- 0	1- 6			
0- 0	0- 0	0- 0	NEUTRAL	0- 0	0- 0	0- 0			
1- 8	0- 0	0- 0	NON-CONFERENCE	0- 1	0- 0	1- 7			
0- 3	0- 0	0- 0	HOME	0- 0	0- 0	0- 3			
1- 5	0- 0	0- 0	AWAY	0- 1	0- 0	1- 4			
0- 0	0- 0	0- 0	NEUTRAL	0- 0	0- 0	0- 0			
0- 3	0- 0	0- 1	CONFERENCE	0- 0	0- 0	0- 2			
0- 1	0- 0	0- 1	HOME	0- 0	0- 0	0- 0			
0- 2	0- 0	0- 0	AWAY	0- 0	0- 0	0- 2			
0- 0	0- 0	0- 0	NEUTRAL	0- 0	0- 0	0- 0			

RPI 1-25	RPI 26-50	RPI 51-100	RPI 101+	Team's RPI: 343
RPI S Opponent Score	RPI S Opponent Score	RPI S Opponent Score	RPI S Opponent Score	
	37 H South Dakota St. 52 85	74 A Purdue 44 78	165 A North Dakota 60 79	
			199 A Milwaukee 48 70	
			209 A Eastern Ill. 63 72	
			212 H Eastern Mich. 72 87	
			232 H SIUE 49 57	
			240 A Loyola Chicago 67 81	
			286 A Western Mich. 61 69	
			308 H Valparaiso 64 68	
			321 A North Dakota St. 54 70	
			345 A Evansville 72 66	
LAST 12 Division I GAMES:				
308 H Valparaiso 64 68	37 H South Dakota St. 52 85	165 A North Dakota 60 79	321 A North Dakota St. 54 70	
212 H Eastern Mich. 72 87	74 A Purdue 44 78	209 A Eastern Ill. 63 72	286 A Western Mich. 61 69	
199 A Milwaukee 48 70				
240 A Loyola Chicago 67 81				
232 H SIUE 49 57				
345 A Evansville 72 66				

Non-Div I Games: Taylor (IN) 84 74 Goshen 86 45 Ind.-Kokomo 87 50

Average RPI	Win: 203	WON-LOST RECORD	WINNING PCT. RANK	LAST 10 GAMES	STRENGTH OF SCHEDULE	OPP. STRENGTH OF SCHEDULE	TEAM RPI	ADJ. RPI	CONF. RPI	ADJ CONF. RPI
Average RPI	Loss: 47									
DIV. I ONLY	7- 6	151	5-5	60	90	92	92	27	27	
DIV. I NON-CONF.	5- 6	177	1- 0	27	46	69	69	28	28	

TOTALS	RPI 1-25	RPI 26-50	W-L RECORDS	RPI 51-100	RPI 101-150	RPI 150+				
7- 6	0- 1	0- 3	OVERALL	1- 1	1- 1	5- 0				
3- 2	0- 1	0- 1	HOME	0- 0	0- 0	3- 0				
3- 2	0- 0	0- 0	AWAY	1- 1	1- 1	1- 0				
1- 2	0- 0	0- 2	NEUTRAL	0- 0	0- 0	1- 0				
5- 6	0- 1	0- 3	NON-CONFERENCE	1- 1	1- 1	3- 0				
1- 2	0- 1	0- 1	HOME	0- 0	0- 0	1- 0				
3- 2	0- 0	0- 0	AWAY	1- 1	1- 1	1- 0				
1- 2	0- 0	0- 2	NEUTRAL	0- 0	0- 0	1- 0				
2- 0	0- 0	0- 0	CONFERENCE	0- 0	0- 0	2- 0				
2- 0	0- 0	0- 0	HOME	0- 0	0- 0	2- 0				
0- 0	0- 0	0- 0	AWAY	0- 0	0- 0	0- 0				
0- 0	0- 0	0- 0	NEUTRAL	0- 0	0- 0	0- 0				

RPI 1-25				RPI 26-50				RPI 51-100				RPI 101+			
RPI	S	Opponent	Score	RPI	S	Opponent	Score	RPI	S	Opponent	Score	RPI	S	Opponent	Score
19	H	UCF	45 47	29	H	Central Mich.	52 67	70	A	Bucknell	58 75	101	A	Princeton	42 54
				31	N	Missouri	51 65	71	A	Harvard	72 67	127	A	Providence	48 44
				33	N	Texas	55 56					169	A	Drexel	56 52
												203	N	Ball St.	69 66
												276	H	Richmond	65 48
												284	H	Fairfield	81 36
												294	H	Saint Peter's	90 45

LAST 12 Division I GAMES:															
284	H	Fairfield	81 36	203	N	Ball St.	69 66	31	N	Missouri	51 65	294	H	Saint Peter's	90 45
19	H	UCF	45 47	71	A	Harvard	72 67	33	N	Texas	55 56	127	A	Providence	48 44
276	H	Richmond	65 48					70	A	Bucknell	58 75				
101	A	Princeton	42 54												
29	H	Central Mich.	52 67												

Non-Div I Games:

Qui nni pi ac

Average RPI	Win:	222	WON-LOST	WINNING	LAST 10	STRENGTH OF	OPP. STRENGTH	TEAM	ADJ.	CONF.	ADJ CONF.
Average RPI	Loss:	109	RECORD	PCT. RANK	GAMES	SCHEDULE	OF SCHEDULE	RPI	RPI	RPI	RPI
DIV. I ONLY		7- 5		126	6-4	142	198	130	130	29	29
DIV. I NON-CONF.		5- 5		162	0- 0	138	175	135	135	29	29

TOTALS	RPI 1-25		RPI 26-50		W-L RECORDS	RPI 51-100		RPI 101-150		RPI 150+	
7- 5	0- 1		0- 0		OVERALL	0- 2		1- 0		6- 2	
4- 1	0- 0		0- 0		HOME	0- 0		0- 0		4- 1	
2- 3	0- 1		0- 0		AWAY	0- 1		1- 0		1- 1	
1- 1	0- 0		0- 0		NEUTRAL	0- 1		0- 0		1- 0	
5- 5	0- 1		0- 0		NON-CONFERENCE	0- 2		1- 0		4- 2	
2- 1	0- 0		0- 0		HOME	0- 0		0- 0		2- 1	
2- 3	0- 1		0- 0		AWAY	0- 1		1- 0		1- 1	
1- 1	0- 0		0- 0		NEUTRAL	0- 1		0- 0		1- 0	
2- 0	0- 0		0- 0		CONFERENCE	0- 0		0- 0		2- 0	
2- 0	0- 0		0- 0		HOME	0- 0		0- 0		2- 0	
0- 0	0- 0		0- 0		AWAY	0- 0		0- 0		0- 0	
0- 0	0- 0		0- 0		NEUTRAL	0- 0		0- 0		0- 0	

RPI 1-25				RPI 26-50				RPI 51-100				RPI 101+				Team's RPI: 130
RPI	S	Opponent	Score	RPI	S	Opponent	Score	RPI	S	Opponent	Score	RPI	S	Opponent	Score	
9	A	NC State	58 75					60	A	Virginia Tech	44 55	147	A	Virginia	57 44	
								85	N	Nebraska	39 77	161	A	VCU	54 49	
												187	H	High Point	80 58	
												191	H	Morehead St.	72 79	
												201	A	Mt. St. Mary's	77 89	
												239	N	Temple	56 50	
												248	H	UNC Asheville	60 46	
												263	H	ETSU	79 64	
												312	H	South Carolina St.	61 31	
LAST 12 Division I GAMES:																
161	A	VCU	54 49	187	H	High Point	80 58									
191	H	Morehead St.	72 79	248	H	UNC Asheville	60 46									
147	A	Virginia	57 44	201	A	Mt. St. Mary's	77 89									
60	A	Virginia Tech	44 55	9	A	NC State	58 75									
85	N	Nebraska	39 77	263	H	ETSU	79 64									
239	N	Temple	56 50	312	H	South Carolina St.	61 31									

Non-Div I Games: Shepherd 60 46

Radford

Average RPI Win:	234	WON-LOST	WINNING	LAST 10	STRENGTH OF	OPP. STRENGTH	TEAM	ADJ.	CONF.	ADJ CONF.
Average RPI Loss:	100	RECORD	PCT. RANK	GAMES	SCHEDULE	OF SCHEDULE	RPI	RPI	RPI	RPI
DIV. I ONLY	6- 7	188	4-6	108	172	150	150	17	17	
DIV. I NON-CONF.	5- 7	206	1- 0	73	172	156	156	18	18	

TOTALS	RPI 1-25	RPI 26-50	W-L RECORDS	RPI 51-100	RPI 101-150	RPI 150+				
6- 7	0- 1	0- 0	OVERALL	0- 4	1- 1	5- 1				
3- 3	0- 0	0- 0	HOME	0- 2	1- 1	2- 0				
3- 4	0- 1	0- 0	AWAY	0- 2	0- 0	3- 1				
0- 0	0- 0	0- 0	NEUTRAL	0- 0	0- 0	0- 0				
5- 7	0- 1	0- 0	NON-CONFERENCE	0- 4	1- 1	4- 1				
3- 3	0- 0	0- 0	HOME	0- 2	1- 1	2- 0				
2- 4	0- 1	0- 0	AWAY	0- 2	0- 0	2- 1				
0- 0	0- 0	0- 0	NEUTRAL	0- 0	0- 0	0- 0				
1- 0	0- 0	0- 0	CONFERENCE	0- 0	0- 0	1- 0				
0- 0	0- 0	0- 0	HOME	0- 0	0- 0	0- 0				
1- 0	0- 0	0- 0	AWAY	0- 0	0- 0	1- 0				
0- 0	0- 0	0- 0	NEUTRAL	0- 0	0- 0	0- 0				

RPI 1-25				RPI 26-50				RPI 51-100				RPI 101+ Team's RPI: 150			
RPI	S	Opponent	Score	RPI	S	Opponent	Score	RPI	S	Opponent	Score	RPI	S	Opponent	Score
24	A	Kentucky	52 75					71	H	Harvard	47 80	106	H	Boston College	64 88
								72	A	Minnesota	71 91	127	H	Providence	72 65
								90	H	Hartford	51 65	165	H	North Dakota	77 63
								93	A	Clemson	67 80	237	H	Brown	72 67
												247	A	Holy Cross	65 73
												276	A	Richmond	66 60
												290	A	Robert Morris	46 41
												306	A	Vermont	61 58

LAST 12 Division I GAMES:															
72	A	Minnesota	71 91	237	H	Brown	72 67								
90	H	Hartford	51 65	276	A	Richmond	66 60								
93	A	Clemson	67 80	71	H	Harvard	47 80								
24	A	Kentucky	52 75	247	A	Holy Cross	65 73								
127	H	Providence	72 65	306	A	Vermont	61 58								
165	H	North Dakota	77 63	290	A	Robert Morris	46 41								

Non-Div I Games:

Rhode Island

Average RPI Win:	229	WON-LOST	WINNING	LAST 10	STRENGTH OF	OPP. STRENGTH	TEAM	ADJ.	CONF.	ADJ CONF.
Average RPI Loss:	37	RECORD	PCT. RANK	GAMES	SCHEDULE	OF SCHEDULE	RPI	RPI	RPI	RPI
DIV. I ONLY	11- 3	44	9-1	302	72	103	103	18	18	
DIV. I NON-CONF.	9- 3	62	0- 0	313	51	123	123	19	19	

TOTALS	RPI 1-25	RPI 26-50	W-L RECORDS	RPI 51-100	RPI 101-150	RPI 150+				
11- 3	0- 0	0- 3	OVERALL	0- 0	0- 0	11- 0				
5- 0	0- 0	0- 0	HOME	0- 0	0- 0	5- 0				
5- 2	0- 0	0- 2	AWAY	0- 0	0- 0	5- 0				
1- 1	0- 0	0- 1	NEUTRAL	0- 0	0- 0	1- 0				
9- 3	0- 0	0- 3	NON-CONFERENCE	0- 0	0- 0	9- 0				
5- 0	0- 0	0- 0	HOME	0- 0	0- 0	5- 0				
3- 2	0- 0	0- 2	AWAY	0- 0	0- 0	3- 0				
1- 1	0- 0	0- 1	NEUTRAL	0- 0	0- 0	1- 0				
2- 0	0- 0	0- 0	CONFERENCE	0- 0	0- 0	2- 0				
0- 0	0- 0	0- 0	HOME	0- 0	0- 0	0- 0				
2- 0	0- 0	0- 0	AWAY	0- 0	0- 0	2- 0				
0- 0	0- 0	0- 0	NEUTRAL	0- 0	0- 0	0- 0				

RPI	S	Opponent	Score	RPI	S	Opponent	Score	RPI	S	Opponent	Score	RPI	S	Opponent	Score
26	A	UCLA	50 59	42	N	North Carolina	50 71	43	A	Texas A&M	54 65	159	A	Prairie View	68 58
												176	H	Georgia St.	66 49
												177	A	Little Rock	79 65
												186	A	Louisiana Tech	61 51
												190	N	Coastal Caro.	56 52
												217	H	SMU	66 52
												251	A	Southern Miss.	58 47
												261	H	Texas Southern	76 71
												272	H	New Orleans	67 56
												292	A	Incarinate Word	74 63
												342	H	McNeese	93 65
LAST 12 Division I GAMES:															
190	N	Coastal Caro.	56 52	186	A	Louisiana Tech	61 51	251	A	Southern Miss.	58 47	292	A	Incarinate Word	74 63
42	N	North Carolina	50 71	261	H	Texas Southern	76 71	176	H	Georgia St.	66 49	272	H	New Orleans	67 56
217	H	SMU	66 52	177	A	Little Rock	79 65	292	A	Incarinate Word	74 63	342	H	McNeese	93 65
159	A	Prairie View	68 58												
272	H	New Orleans	67 56												
342	H	McNeese	93 65												

Non-Div I Games:

Rice

Average RPI Win:	245	WON-LOST	WINNING	LAST 10	STRENGTH OF	OPP. STRENGTH	TEAM	ADJ.	CONF.	ADJ CONF.
Average RPI Loss:	129	RECORD	PCT. RANK	GAMES	SCHEDULE	OF SCHEDULE	RPI	RPI	RPI	RPI
DIV. I ONLY	3- 11	295	2-8	132	174	276	276	17	17	
DIV. I NON-CONF.	3- 10	278	0- 0	124	177	273	273	18	18	

TOTALS	RPI 1-25	RPI 26-50	W-L RECORDS	RPI 51-100	RPI 101-150	RPI 150+				
3- 11	0- 1	0- 1	OVERALL	0- 4	0- 2	3- 3				
3- 5	0- 0	0- 1	HOME	0- 1	0- 1	3- 2				
0- 5	0- 1	0- 0	AWAY	0- 2	0- 1	0- 1				
0- 1	0- 0	0- 0	NEUTRAL	0- 1	0- 0	0- 0				
3- 10	0- 1	0- 1	NON-CONFERENCE	0- 4	0- 1	3- 3				
3- 4	0- 0	0- 1	HOME	0- 1	0- 0	3- 2				
0- 5	0- 1	0- 0	AWAY	0- 2	0- 1	0- 1				
0- 1	0- 0	0- 0	NEUTRAL	0- 1	0- 0	0- 0				
0- 1	0- 0	0- 0	CONFERENCE	0- 0	0- 1	0- 0				
0- 1	0- 0	0- 0	HOME	0- 0	0- 1	0- 0				
0- 0	0- 0	0- 0	AWAY	0- 0	0- 0	0- 0				
0- 0	0- 0	0- 0	NEUTRAL	0- 0	0- 0	0- 0				

RPI 1-25				RPI 26-50				RPI 51-100				RPI 101+ Team's RPI: 276			
RPI	S	Opponent	Score	RPI	S	Opponent	Score	RPI	S	Opponent	Score	RPI	S	Opponent	Score
19	A	UCF	48 70	41	H	Ohio	58 109	60	N	Virginia Tech	57 85	142	A	William & Mary	55 65
								87	H	Georgetown	53 73	150	H	Rhode Island	60 66
								91	A	Wake Forest	48 62	169	H	Drexel	35 58
								92	A	Quinnipiac	48 65	198	H	UMES	57 55
												222	H	Howard	67 60
												284	H	Fairfield	40 58
												288	A	Fla. Atlantic	55 69
												316	H	UNC Greensboro	59 48

LAST 12 Division I GAMES:															
41	H	Ohio	58 109	150	H	Rhode Island	60 66								
92	A	Quinnipiac	48 65	316	H	UNC Greensboro	59 48								
222	H	Howard	67 60	169	H	Drexel	35 58								
142	A	William & Mary	55 65	288	A	Fla. Atlantic	55 69								
60	N	Virginia Tech	57 85	198	H	UMES	57 55								
19	A	UCF	48 70	91	A	Wake Forest	48 62								

Non-Div I Games:

Richmond

R
i
d
e
rR
i
d
e
r

Ri der

Average RPI Win:	289	WON-LOST	WINNING	LAST 10	STRENGTH OF	OPP. STRENGTH	TEAM	ADJ.	CONF.	ADJ CONF.
Average RPI Loss:	120	RECORD	PCT. RANK	GAMES	SCHEDULE	OF SCHEDULE	RPI	RPI	RPI	RPI
DIV. I ONLY	4- 8	248	4-6	236	192	290	290	31	31	
DIV. I NON-CONF.	2- 8	293	0- 1	173	137	298	298	31	31	

TOTALS	RPI 1-25	RPI 26-50	W-L RECORDS	RPI 51-100	RPI 101-150	RPI 150+				
4- 8	0- 1	0- 0	OVERALL	0- 2	0- 3	4- 2				
4- 3	0- 0	0- 0	HOME	0- 1	0- 2	4- 0				
0- 4	0- 1	0- 0	AWAY	0- 1	0- 1	0- 1				
0- 1	0- 0	0- 0	NEUTRAL	0- 0	0- 0	0- 1				
2- 8	0- 1	0- 0	NON-CONFERENCE	0- 2	0- 3	2- 2				
2- 3	0- 0	0- 0	HOME	0- 1	0- 2	2- 0				
0- 4	0- 1	0- 0	AWAY	0- 1	0- 1	0- 1				
0- 1	0- 0	0- 0	NEUTRAL	0- 0	0- 0	0- 1				
2- 0	0- 0	0- 0	CONFERENCE	0- 0	0- 0	2- 0				
2- 0	0- 0	0- 0	HOME	0- 0	0- 0	2- 0				
0- 0	0- 0	0- 0	AWAY	0- 0	0- 0	0- 0				
0- 0	0- 0	0- 0	NEUTRAL	0- 0	0- 0	0- 0				

RPI 1-25				RPI 26-50				RPI 51-100				RPI 101+ Team's RPI: 290			
RPI	S	Opponent	Score	RPI	S	Opponent	Score	RPI	S	Opponent	Score	RPI	S	Opponent	Score
14	A	Iowa	63 92					69	H	James Madison	36 59	107	A	Youngstown St.	59 69
								94	A	Loyola Marymount	53 61	113	H	Kent St.	46 54
												150	H	Rhode Island	41 46
												193	A	Bowling Green	60 61
												201	H	Mt. St. Mary's	70 58
												217	N	SMU	55 60
												258	H	La Salle	67 39
												346	H	Delaware St.	64 63
												350	H	Fairleigh Dickinson	71 49

LAST 12 Division I GAMES:															
69	H	James Madison	36 59	94	A	Loyola Marymount	53 61	350	H	Fairleigh Dickinson	71 49	201	H	Mt. St. Mary's	70 58
346	H	Delaware St.	64 63					150	H	Rhode Island	41 46	258	H	La Salle	67 39
113	H	Kent St.	46 54					107	A	Youngstown St.	59 69				
14	A	Iowa	63 92												
217	N	SMU	55 60												
193	A	Bowling Green	60 61												

Non-Div I Games: Pitt.-Johnstown 73 53

Robert Morris

Average RPI Win: 159

Average RPI Loss: 27

WON-LOST
RECORDWINNING
PCT. RANKLAST 10
GAMESSTRENGTH OF
SCHEDULEOPP. STRENGTH
OF SCHEDULETEAM
RPIADJ.
RPICONF.
RPIADJ CONF.
RPIDIV. I ONLY
DIV. I NON-CONF.

11- 3

44

7-3

38

69

22

22

4

4

8- 3

72

1- 1

94

98

50

50

4

4

TOTALS

RPI 1-25

RPI 26-50

W-L RECORDS

RPI 51-100

RPI 101-150

RPI 150+

11- 3

0- 2

1- 0

OVERALL

4- 1

1- 0

5- 0

8- 0

0- 0

0- 0

HOME

3- 0

1- 0

4- 0

2- 1

0- 0

1- 0

AWAY

1- 1

0- 0

0- 0

1- 2

0- 2

0- 0

NEUTRAL

0- 0

0- 0

1- 0

8- 3

0- 2

0- 0

NON-CONFERENCE

2- 1

1- 0

5- 0

6- 0

0- 0

0- 0

HOME

1- 0

1- 0

4- 0

1- 1

0- 0

0- 0

AWAY

1- 1

0- 0

0- 0

1- 2

0- 2

0- 0

NEUTRAL

0- 0

0- 0

1- 0

3- 0

0- 0

1- 0

CONFERENCE

2- 0

0- 0

0- 0

2- 0

0- 0

0- 0

HOME

2- 0

0- 0

0- 0

1- 0

0- 0

1- 0

AWAY

0- 0

0- 0

0- 0

0- 0

0- 0

0- 0

NEUTRAL

0- 0

0- 0

0- 0

RPI 1-25 Team's RPI: 22

RPI 26-50

RPI 51-100

RPI 101+

RPI	S	Opponent	Score
10	N	Drake	59 69
11	N	Gonzaga	40 57

RPI	S	Opponent	Score
32	A	Maryland	73 65

RPI	S	Opponent	Score
53	H	LSU	57 43
60	A	Virginia Tech	51 67
71	A	Harvard	60 49
79	H	Northwestern	45 41
88	H	Penn St.	74 61

RPI	S	Opponent	Score
134	H	Stony Brook	61 47
211	H	Saint Francis (PA)	96 52
237	H	Brown	73 52
263	N	ETSU	68 44
285	H	Central Conn. St.	73 44
298	H	Albany (NY)	65 39

LAST 12 Division I GAMES:

237	H	Brown	73	52	263	N	ETSU	68	44
32	A	Maryland	73	65	11	N	Gonzaga	40	57
79	H	Northwestern	45	41	88	H	Penn St.	74	61
53	H	LSU	57	43	10	N	Drake	59	69
71	A	Harvard	60	49	298	H	Albany (NY)	65	39
60	A	Virginia Tech	51	67	285	H	Central Conn. St.	73	44

Non-Div I Games:

Rutgers

■ Loss,
 ■ Non-Conf, S Site,
 ■ Home
 ■ Away
 N Neutral

Average RPI Win:	207	WON-LOST	WINNING	LAST 10	STRENGTH OF	OPP. STRENGTH	TEAM	ADJ.	CONF.	ADJ CONF.
Average RPI Loss:	80	RECORD	PCT. RANK	GAMES	SCHEDULE	OF SCHEDULE	RPI	RPI	RPI	RPI
DIV. I ONLY	7- 3	77	8-2	93	262	48	48	24	24	
DIV. I NON-CONF.	6- 3	91	0- 1	91	234	59	59	21	21	
<hr/>										
TOTALS	RPI 1-25	RPI 26-50	W-L RECORDS	RPI 51-100	RPI 101-150	RPI 150+				
7- 3	0- 1	0- 1	OVERALL	0- 0	3- 0	4- 1				
4- 0	0- 0	0- 0	HOME	0- 0	2- 0	2- 0				
1- 3	0- 1	0- 1	AWAY	0- 0	0- 0	1- 1				
2- 0	0- 0	0- 0	NEUTRAL	0- 0	1- 0	1- 0				
6- 3	0- 1	0- 1	NON-CONFERENCE	0- 0	3- 0	3- 1				
4- 0	0- 0	0- 0	HOME	0- 0	2- 0	2- 0				
0- 3	0- 1	0- 1	AWAY	0- 0	0- 0	0- 1				
2- 0	0- 0	0- 0	NEUTRAL	0- 0	1- 0	1- 0				
1- 0	0- 0	0- 0	CONFERENCE	0- 0	0- 0	1- 0				
0- 0	0- 0	0- 0	HOME	0- 0	0- 0	0- 0				
1- 0	0- 0	0- 0	AWAY	0- 0	0- 0	1- 0				
0- 0	0- 0	0- 0	NEUTRAL	0- 0	0- 0	0- 0				

RPI 1-25				RPI 26-50				Team's RPI: 48				RPI 51-100				RPI 101+			
RPI	S	Opponent	Score	RPI	S	Opponent	Score	RPI	S	Opponent	Score	RPI	S	Opponent	Score	RPI	S	Opponent	Score
25	A	Miami (FL)	60 81	30	A	New Mexico	33 74									109	H	Montana St.	60 53
																120	N	Yale	67 57
																148	H	Tulsa	76 34
																184	A	Texas Tech	69 77
																231	A	Southeastern La.	62 51
																243	N	Hampton	70 68
																261	H	Texas Southern	74 55
																334	H	Morgan St.	69 42
<hr/>																			
LAST 12 Division I GAMES:																			
243	N	Hampton	70 68	30	A	New Mexico	33 74	120	N	Yale	67 57	231	A	Southeastern La.	62 51	25	A	Miami (FL)	60 81
261	H	Texas Southern	74 55																
109	H	Montana St.	60 53																
184	A	Texas Tech	69 77																
148	H	Tulsa	76 34																
334	H	Morgan St.	69 42																

Non-Div I Games: Wiley 97 38 Cameron 86 59 Our Lady of the Lake 63 77

SFA

SIUE		Average RPI	WON-LOST RECORD	WINNING PCT. RANK	LAST 10 GAMES	STRENGTH OF SCHEDULE	OPP. STRENGTH OF SCHEDULE	TEAM RPI	ADJ. RPI	CONF. RPI	ADJ CONF. RPI
Average RPI Win: 280											
Average RPI Loss: 161											
DIV. I ONLY	5- 7	208	4-6	316	226	232	232	20	20		
DIV. I NON-CONF.	4- 6	212	0- 0	312	240	242	242	20	20		

TOTALS	RPI 1-25	RPI 26-50	W-L RECORDS	RPI 51-100	RPI 101-150	RPI 150+					
5- 7	0- 0	0- 1	OVERALL	0- 0	0- 2	5- 4					
1- 1	0- 0	0- 0	HOME	0- 0	0- 0	1- 1					
4- 5	0- 0	0- 1	AWAY	0- 0	0- 1	4- 3					
0- 1	0- 0	0- 0	NEUTRAL	0- 0	0- 1	0- 0					
4- 6	0- 0	0- 1	NON-CONFERENCE	0- 0	0- 2	4- 3					
1- 0	0- 0	0- 0	HOME	0- 0	0- 0	1- 0					
3- 5	0- 0	0- 1	AWAY	0- 0	0- 1	3- 3					
0- 1	0- 0	0- 0	NEUTRAL	0- 0	0- 1	0- 0					
1- 1	0- 0	0- 0	CONFERENCE	0- 0	0- 0	1- 1					
0- 1	0- 0	0- 0	HOME	0- 0	0- 0	0- 1					
1- 0	0- 0	0- 0	AWAY	0- 0	0- 0	1- 0					
0- 0	0- 0	0- 0	NEUTRAL	0- 0	0- 0	0- 0					

RPI 1-25				RPI 26-50				RPI 51-100				RPI 101+ Team's RPI: 232			
RPI	S	Opponent	Score	RPI	S	Opponent	Score	RPI	S	Opponent	Score	RPI	S	Opponent	Score
				31	A	Missouri	36 59					129	A	Illinois	57 74
												145	N	Missouri St.	65 68
												166	H	Illinois St.	68 61
												174	A	UMKC	75 80
												202	A	Saint Louis	56 63
												207	H	Southeast Mo. St.	52 62
												209	A	Eastern Ill.	65 56
												240	A	Loyol a Chi cago	43 56
												335	A	Chi cago St.	82 66
												343	A	Purdue Fort Wayne	57 49
												345	A	Evansville	54 45
LAST 12 Division I GAMES:															
335	A	Chi cago St.	82 66	209	A	Eastern Ill.	65 56								
240	A	Loyol a Chi cago	43 56	207	H	Southeast Mo. St.	52 62								
202	A	Saint Louis	56 63	145	N	Missouri St.	65 68								
343	A	Purdue Fort Wayne	57 49	174	A	UMKC	75 80								
31	A	Missouri	36 59	129	A	Illinois	57 74								
345	A	Evansville	54 45	166	H	Illinois St.	68 61								

Non-Div I Games: McKendree 64 63

SIUE

■ Loss,
 ■ Non-Conf,
 ■ S Site,
 ■ Home
 ■ A Away
 N Neutral

SMU		Through Games Of Jan. 8, 2019								
Average RPI	Win: 255	WON-LOST RECORD	WINNING PCT. RANK	LAST 10 GAMES	STRENGTH OF SCHEDULE	OPP. STRENGTH OF SCHEDULE	TEAM RPI	ADJ. RPI	CONF. RPI	ADJ CONF. RPI
Average RPI	Loss: 125									
DIV. I ONLY		6- 8	203	4-6	156	270	217	217	9	9
DIV. I NON-CONF.		6- 7	172	1- 0	163	269	230	230	9	9

TOTALS		RPI 1-25	RPI 26-50	W-L RECORDS	RPI 51-100	RPI 101-150	RPI 150+			
6- 8	0- 0		0- 0	OVERALL	0- 2	0- 5	6- 1			
4- 4	0- 0		0- 0	HOME	0- 0	0- 3	4- 1			
0- 4	0- 0		0- 0	AWAY	0- 2	0- 2	0- 0			
2- 0	0- 0		0- 0	NEUTRAL	0- 0	0- 0	2- 0			
6- 7	0- 0		0- 0	NON-CONFERENCE	0- 2	0- 4	6- 1			
4- 4	0- 0		0- 0	HOME	0- 0	0- 3	4- 1			
0- 3	0- 0		0- 0	AWAY	0- 2	0- 1	0- 0			
2- 0	0- 0		0- 0	NEUTRAL	0- 0	0- 0	2- 0			
0- 1	0- 0		0- 0	CONFERENCE	0- 0	0- 1	0- 0			
0- 0	0- 0		0- 0	HOME	0- 0	0- 0	0- 0			
0- 1	0- 0		0- 0	AWAY	0- 0	0- 1	0- 0			
0- 0	0- 0		0- 0	NEUTRAL	0- 0	0- 0	0- 0			

RPI 1-25				RPI 26-50				RPI 51-100				RPI 101+ Team's RPI: 217			
RPI	S	Opponent	Score	RPI	S	Opponent	Score	RPI	S	Opponent	Score	RPI	S	Opponent	Score
								63	A	Northern Colo.	57 58	103	A	Rice	52 66
								84	A	TCU	63 65	105	H	Alabama	61 62
												133	H	Oklahoma	61 77
												135	H	UT Arlington	41 66
												146	A	Cincinnati	57 69
												173	H	North Texas	73 66
												200	N	Northern Ariz.	55 48
												231	H	Southeastern La.	62 63
												254	H	Mississippi Val.	62 47
												290	N	Robert Morris	60 55
												297	H	CSU Bakersfield	49 43
												315	H	La.-Monroe	49 38
LAST 12 Division I GAMES:															
103	A	Rice	52 66	200	N	Northern Ariz.	55 48								
63	A	Northern Colo.	57 58	146	A	Cincinnati	57 69								
173	H	North Texas	73 66	135	H	UT Arlington	41 66								
290	N	Robert Morris	60 55	133	H	Oklahoma	61 77								
231	H	Southeastern La.	62 63	297	H	CSU Bakersfield	49 43								
84	A	TCU	63 65	105	H	Alabama	61 62								

Non-Div I Games:

SMU

Average RPI Win:	222	WON-LOST	WINNING	LAST 10	STRENGTH OF	OPP. STRENGTH	TEAM	ADJ.	CONF.	ADJ CONF.
Average RPI Loss:	114	RECORD	PCT. RANK	GAMES	SCHEDULE	OF SCHEDULE	RPI	RPI	RPI	RPI
DIV. I ONLY	3- 7	264	3-7	111	207	224	224	14	14	
DIV. I NON-CONF.	3- 4	199	1- 0	129	271	208	208	11	11	
<hr/>										
TOTALS	RPI 1-25	RPI 26-50	W-L RECORDS	RPI 51-100	RPI 101-150	RPI 150+				
3- 7	0- 0	0- 1	OVERALL	0- 3	1- 1	2- 2				
1- 4	0- 0	0- 0	HOME	0- 2	0- 1	1- 1				
0- 2	0- 0	0- 1	AWAY	0- 1	0- 0	0- 0				
2- 1	0- 0	0- 0	NEUTRAL	0- 0	1- 0	1- 1				
3- 4	0- 0	0- 1	NON-CONFERENCE	0- 1	1- 0	2- 2				
1- 2	0- 0	0- 0	HOME	0- 1	0- 0	1- 1				
0- 1	0- 0	0- 1	AWAY	0- 0	0- 0	0- 0				
2- 1	0- 0	0- 0	NEUTRAL	0- 0	1- 0	1- 1				
0- 3	0- 0	0- 0	CONFERENCE	0- 2	0- 1	0- 0				
0- 2	0- 0	0- 0	HOME	0- 1	0- 1	0- 0				
0- 1	0- 0	0- 0	AWAY	0- 1	0- 0	0- 0				
0- 0	0- 0	0- 0	NEUTRAL	0- 0	0- 0	0- 0				

RPI 1-25				RPI 26-50				RPI 51-100				RPI 101+				Team's RPI: 224
RPI	S	Opponent	Score	RPI	S	Opponent	Score	RPI	S	Opponent	Score	RPI	S	Opponent	Score	
				30	A	New Mexico	53 85	63	A	Northern Colo.	69 82	109	H	Montana St.	53 69	
								73	H	Montana	86 88	129	N	Illinois	109 107	
								99	H	UC Davis	60 109	180	N	Pepperdine	97 113	
												242	H	San Francisco	75 86	
												243	N	Hampton	65 61	
												295	H	Cal Poly	88 85	
LAST 12 Division I GAMES:																
				99	H	UC Davis	60 109	243	N	Hampton	65 61					
				242	H	San Francisco	75 86	109	H	Montana St.	53 69					
				129	N	Illinois	109 107	73	H	Montana	86 88					
				180	N	Pepperdine	97 113	63	A	Northern Colo.	69 82					
				295	H	Cal Poly	88 85	30	A	New Mexico	53 85					

Non-Div I Games: Antelope Valley 86 80

Sacramento St.

Average RPI Win:	303	WON-LOST	WINNING	LAST 10	STRENGTH OF	OPP. STRENGTH	TEAM	ADJ.	CONF.	ADJ CONF.
Average RPI Loss:	154	RECORD	PCT. RANK	GAMES	SCHEDULE	OF SCHEDULE	RPI	RPI	RPI	RPI
DIV. I ONLY	6- 7	188	4-6	271	311	229	229	31	31	
DIV. I NON-CONF.	4- 7	228	0- 0	197	283	223	223	31	31	

TOTALS	RPI 1-25	RPI 26-50	W-L RECORDS	RPI 51-100	RPI 101-150	RPI 150+				
6- 7	0- 1	0- 0	OVERALL	0- 0	0- 3	6- 3				
3- 3	0- 0	0- 0	HOME	0- 0	0- 1	3- 2				
3- 4	0- 1	0- 0	AWAY	0- 0	0- 2	3- 1				
0- 0	0- 0	0- 0	NEUTRAL	0- 0	0- 0	0- 0				
4- 7	0- 1	0- 0	NON-CONFERENCE	0- 0	0- 3	4- 3				
1- 3	0- 0	0- 0	HOME	0- 0	0- 1	1- 2				
3- 4	0- 1	0- 0	AWAY	0- 0	0- 2	3- 1				
0- 0	0- 0	0- 0	NEUTRAL	0- 0	0- 0	0- 0				
2- 0	0- 0	0- 0	CONFERENCE	0- 0	0- 0	2- 0				
2- 0	0- 0	0- 0	HOME	0- 0	0- 0	2- 0				
0- 0	0- 0	0- 0	AWAY	0- 0	0- 0	0- 0				
0- 0	0- 0	0- 0	NEUTRAL	0- 0	0- 0	0- 0				

RPI 1-25				RPI 26-50				RPI 51-100				RPI 101+				Team's RPI: 229
RPI	S	Opponent	Score	RPI	S	Opponent	Score	RPI	S	Opponent	Score	RPI	S	Opponent	Score	
24	A	Kentucky	43 71									114	A	Lehigh	66 70	
												127	A	Providence	52 62	
												134	H	Stony Brook	58 73	
												185	A	Massachusetts	61 78	
												220	H	Monmouth	50 55	
												249	A	Hofstra	70 64	
												269	H	Siena	72 50	
												277	H	Saint Joseph's	44 61	
												285	H	Central Conn. St.	66 61	
												323	A	New Hampshire	71 60	
												341	A	Manhattan	74 46	
												351	H	LIU Brooklyn	75 53	
LAST 12 Division I GAMES:																
351	H	LIU Brooklyn	75 53	285	H	Central Conn. St.	66 61									
249	A	Hofstra	70 64	24	A	Kentucky	43 71									
220	H	Monmouth	50 55	277	H	Saint Joseph's	44 61									
127	A	Providence	52 62	341	A	Manhattan	74 46									
323	A	New Hampshire	71 60	114	A	Lehigh	66 70									
269	H	Siena	72 50	134	H	Stony Brook	58 73									

Non-Div I Games:

Sacred Heart

Average RPI Win:	272	WON-LOST	WINNING	LAST 10	STRENGTH OF	OPP. STRENGTH	TEAM	ADJ.	CONF.	ADJ CONF.
Average RPI Loss:	92	RECORD	PCT. RANK	GAMES	SCHEDULE	OF SCHEDULE	RPI	RPI	RPI	RPI
DIV. I ONLY	4- 9	255	4-6	118	167	211	211	31	31	
DIV. I NON-CONF.	2- 9	297	0- 1	59	107	216	216	31	31	

TOTALS	RPI 1-25	RPI 26-50	W-L RECORDS	RPI 51-100	RPI 101-150	RPI 150+				
4- 9	0- 2	0- 1	OVERALL	0- 3	0- 2	4- 1				
3- 2	0- 0	0- 0	HOME	0- 1	0- 1	3- 0				
1- 5	0- 2	0- 0	AWAY	0- 1	0- 1	1- 1				
0- 2	0- 0	0- 1	NEUTRAL	0- 1	0- 0	0- 0				
2- 9	0- 2	0- 1	NON-CONFERENCE	0- 3	0- 2	2- 1				
1- 2	0- 0	0- 0	HOME	0- 1	0- 1	1- 0				
1- 5	0- 2	0- 0	AWAY	0- 1	0- 1	1- 1				
0- 2	0- 0	0- 1	NEUTRAL	0- 1	0- 0	0- 0				
2- 0	0- 0	0- 0	CONFERENCE	0- 0	0- 0	2- 0				
2- 0	0- 0	0- 0	HOME	0- 0	0- 0	2- 0				
0- 0	0- 0	0- 0	AWAY	0- 0	0- 0	0- 0				
0- 0	0- 0	0- 0	NEUTRAL	0- 0	0- 0	0- 0				

RPI 1-25				RPI 26-50				RPI 51-100				RPI 101+ Team's RPI: 211			
RPI	S	Opponent	Score	RPI	S	Opponent	Score	RPI	S	Opponent	Score	RPI	S	Opponent	Score
5	A	Baylor	58 116	45	N	Boise St.	64 78	73	N	Montana	77 79	107	A	Youngstown St.	56 80
22	A	Rutgers	52 96					82	A	Pittsburgh	75 78	125	H	Duquesne	73 93
								97	H	FGCU	69 83	191	H	Morehead St.	89 83
												201	H	Mt. St. Mary's	68 66
												270	A	Liberty	53 82
												344	A	Longwood	91 88
												350	H	Fairleigh Dickinson	75 64

LAST 12 Division I GAMES:															
73	N	Montana	77 79	201	H	Mt. St. Mary's	68 66	350	H	Fairleigh Dickinson	75 64	82	A	Pittsburgh	75 78
97	H	FGCU	69 83	45	N	Boise St.	64 78	107	A	Youngstown St.	56 80	191	H	Morehead St.	89 83
344	A	Longwood	91 88												
125	H	Duquesne	73 93												
270	A	Liberty	53 82												
5	A	Baylor	58 116												

Non-Div I Games: Seton Hill 86 74

Saint Francis (PA)

Average RPI Win:	266	WON-LOST	WINNING	LAST 10	STRENGTH OF	OPP. STRENGTH	TEAM	ADJ.	CONF.	ADJ CONF.
Average RPI Loss:	151	RECORD	PCT. RANK	GAMES	SCHEDULE	OF SCHEDULE	RPI	RPI	RPI	RPI
DIV. I ONLY	4- 10	266	3-7	199	250	277	277	17	17	
DIV. I NON-CONF.	4- 9	253	1- 0	220	233	279	279	18	18	

TOTALS	RPI 1-25	RPI 26-50	W-L RECORDS	RPI 51-100	RPI 101-150	RPI 150+				
4- 10	0- 0	0- 2	OVERALL	0- 1	0- 1	4- 6				
3- 5	0- 0	0- 2	HOME	0- 0	0- 1	3- 2				
1- 5	0- 0	0- 0	AWAY	0- 1	0- 0	1- 4				
0- 0	0- 0	0- 0	NEUTRAL	0- 0	0- 0	0- 0				
4- 9	0- 0	0- 2	NON-CONFERENCE	0- 1	0- 1	4- 5				
3- 5	0- 0	0- 2	HOME	0- 0	0- 1	3- 2				
1- 4	0- 0	0- 0	AWAY	0- 1	0- 0	1- 3				
0- 0	0- 0	0- 0	NEUTRAL	0- 0	0- 0	0- 0				
0- 1	0- 0	0- 0	CONFERENCE	0- 0	0- 0	0- 1				
0- 0	0- 0	0- 0	HOME	0- 0	0- 0	0- 0				
0- 1	0- 0	0- 0	AWAY	0- 0	0- 0	0- 1				
0- 0	0- 0	0- 0	NEUTRAL	0- 0	0- 0	0- 0				

RPI 1-25				RPI 26-50				RPI 51-100				RPI 101+ Team's RPI: 277			
RPI	S	Opponent	Score	RPI	S	Opponent	Score	RPI	S	Opponent	Score	RPI	S	Opponent	Score
				35	H	Villanova	35 47	76	A	Penn	45 65	117	H	Towson	52 73
				39	H	Auburn	70 81					161	A	VCU	40 59
												169	A	Drexel	34 51
												206	A	Delaware	39 48
												210	A	Navy	48 49
												229	A	Sacred Heart	61 44
												239	H	Temple	52 58
												253	H	Rider	54 56
												262	H	Columbia	68 61
												266	H	Niagara	68 54
												307	H	Loyola Maryland	49 46
LAST 12 Division I GAMES:															
307	H	Loyola Maryland	49 46	161	A	VCU	40 59	210	A	Navy	48 49	206	A	Delaware	39 48
35	H	Villanova	35 47									229	A	Sacred Heart	61 44
262	H	Columbia	68 61									117	H	Towson	52 73
253	H	Rider	54 56					39	H	Auburn	70 81				
266	H	Niagara	68 54												
76	A	Penn	45 65												

Non-Div I Games:

Saint Joseph's

Average RPI Win:	224	WON-LOST	WINNING	LAST 10	STRENGTH OF	OPP. STRENGTH	TEAM	ADJ.	CONF.	ADJ CONF.
Average RPI Loss:	119	RECORD	PCT. RANK	GAMES	SCHEDULE	OF SCHEDULE	RPI	RPI	RPI	RPI
DIV. I ONLY	5- 9	240	4-6	161	95	202	202	17	17	
DIV. I NON-CONF.	5- 8	224	1- 0	166	83	205	205	18	18	

TOTALS	RPI 1-25	RPI 26-50	W-L RECORDS	RPI 51-100	RPI 101-150	RPI 150+				
5- 9	0- 1	0- 1	OVERALL	0- 0	1- 5	4- 2				
2- 4	0- 1	0- 1	HOME	0- 0	0- 2	2- 0				
3- 3	0- 0	0- 0	AWAY	0- 0	1- 1	2- 2				
0- 2	0- 0	0- 0	NEUTRAL	0- 0	0- 2	0- 0				
5- 8	0- 1	0- 1	NON-CONFERENCE	0- 0	1- 5	4- 1				
2- 4	0- 1	0- 1	HOME	0- 0	0- 2	2- 0				
3- 2	0- 0	0- 0	AWAY	0- 0	1- 1	2- 1				
0- 2	0- 0	0- 0	NEUTRAL	0- 0	0- 2	0- 0				
0- 1	0- 0	0- 0	CONFERENCE	0- 0	0- 0	0- 1				
0- 0	0- 0	0- 0	HOME	0- 0	0- 0	0- 0				
0- 1	0- 0	0- 0	AWAY	0- 0	0- 0	0- 1				
0- 0	0- 0	0- 0	NEUTRAL	0- 0	0- 0	0- 0				

RPI 1-25				RPI 26-50				RPI 51-100				RPI 101+ Team's RPI: 202			
RPI	S	Opponent	Score	RPI	S	Opponent	Score	RPI	S	Opponent	Score	RPI	S	Opponent	Score
6	H	UConn	42 98	31	H	Missouri	62 74					120	N	Yale	52 58
												128	N	Chattanooga	61 71
												137	H	Indiana St.	56 60
												146	H	Cincinnati	50 51
												147	A	Virginia	67 65
												148	A	Tulsa	75 86
												152	H	Southern Ill.	62 58
												166	A	Illinois St.	67 72
												185	A	Massachusetts	66 70
												232	H	SIUE	63 56
												288	A	Fla. Atlantic	93 61
												303	A	Eastern Ky.	70 43

LAST 12 Division I GAMES:															
				288	A	Fla. Atlantic	93 61	185	A	Massachusetts	66 70				
				152	H	Southern Ill.	62 58	120	N	Yale	52 58				
				147	A	Virginia	67 65	166	A	Illinois St.	67 72				
				128	N	Chattanooga	61 71	31	H	Missouri	62 74				
				148	A	Tulsa	75 86	6	H	UConn	42 98				
				146	H	Cincinnati	50 51	232	H	SIUE	63 56				

Non-Div I Games:

Saint Louis

Average RPI Win: 160		WON-LOST RECORD	WINNING PCT. RANK	LAST 10 GAMES	STRENGTH OF SCHEDULE	OPP. STRENGTH OF SCHEDULE	TEAM RPI	ADJ. RPI	CONF. RPI	ADJ CONF. RPI
Loss: 44										
DIV. I ONLY		8- 6	132	5-5	36	44	40	40	7	7
DIV. I NON-CONF.		7- 4	109	1- 0	74	36	51	51	7	7
TOTALS		RPI 1-25	RPI 26-50	W-L RECORDS		RPI 51-100	RPI 101-150	RPI 150+		
8- 6	0- 3		1- 0	OVERALL		2- 3	1- 0	4- 0		
2- 2	0- 2		1- 0	HOME		0- 0	0- 0	1- 0		
4- 4	0- 1		0- 0	AWAY		1- 3	0- 0	3- 0		
2- 0	0- 0		0- 0	NEUTRAL		1- 0	1- 0	0- 0		
7- 4	0- 2		1- 0	NON-CONFERENCE		2- 2	1- 0	3- 0		
2- 2	0- 2		1- 0	HOME		0- 0	0- 0	1- 0		
3- 2	0- 0		0- 0	AWAY		1- 2	0- 0	2- 0		
2- 0	0- 0		0- 0	NEUTRAL		1- 0	1- 0	0- 0		
1- 2	0- 1		0- 0	CONFERENCE		0- 1	0- 0	1- 0		
0- 0	0- 0		0- 0	HOME		0- 0	0- 0	0- 0		
1- 2	0- 1		0- 0	AWAY		0- 1	0- 0	1- 0		
0- 0	0- 0		0- 0	NEUTRAL		0- 0	0- 0	0- 0		

RPI 1-25					RPI 26-50					RPI 51-100					RPI 101+				
RPI	S	Opponent	Score		RPI	S	Opponent	Score		RPI	S	Opponent	Score		RPI	S	Opponent	Score	
7	H	Oregon	55	79	44	H	Wyomi ng	90	84	59	A	Paci fi c	67	76	122	N	Texas St.	89	62
11	A	Gonzaga	62	74						62	N	Old Domini on	83	65	164	A	Portl and	98	91
21	H	Cal i forni a	78	81						67	A	Oregon St.	56	89	199	H	Mi l waukee	73	71
										98	A	Washi ngton St.	70	64	295	A	Cal Poly	69	51
										99	A	UC Davi s	74	76	299	A	UC Santa Barbara	80	55
LAST 12 Di vi si on I GAMES:																			
					62	N	Old Domini on	83	65	164	A	Portl and	98	91					
					295	A	Cal Poly	69	51	11	A	Gonzaga	62	74					
					299	A	UC Santa Barbara	80	55	59	A	Paci fi c	67	76					
					7	H	Oregon	55	79	122	N	Texas St.	89	62					
					199	H	Mi l waukee	73	71	99	A	UC Davi s	74	76					
					67	A	Oregon St.	56	89	21	H	Cal i forni a	78	81					

Non-Div I Games:

Saint Mary's (CA)

Average RPI Win:	334	WON-LOST	WINNING	LAST 10	STRENGTH OF	OPP. STRENGTH	TEAM	ADJ.	CONF.	ADJ CONF.
Average RPI Loss:	181	RECORD	PCT. RANK	GAMES	SCHEDULE	OF SCHEDULE	RPI	RPI	RPI	RPI
DIV. I ONLY	5- 8	228	4-6	297	342	294	294	27	27	
DIV. I NON-CONF.	5- 6	177	0- 0	299	347	277	277	28	28	

TOTALS	RPI 1-25	RPI 26-50	W-L RECORDS	RPI 51-100	RPI 101-150	RPI 150+				
5- 8	0- 0	0- 0	OVERALL	0- 2	0- 2	5- 4				
4- 2	0- 0	0- 0	HOME	0- 0	0- 0	4- 2				
1- 6	0- 0	0- 0	AWAY	0- 2	0- 2	1- 2				
0- 0	0- 0	0- 0	NEUTRAL	0- 0	0- 0	0- 0				
5- 6	0- 0	0- 0	NON-CONFERENCE	0- 1	0- 2	5- 3				
4- 1	0- 0	0- 0	HOME	0- 0	0- 0	4- 1				
1- 5	0- 0	0- 0	AWAY	0- 1	0- 2	1- 2				
0- 0	0- 0	0- 0	NEUTRAL	0- 0	0- 0	0- 0				
0- 2	0- 0	0- 0	CONFERENCE	0- 1	0- 0	0- 1				
0- 1	0- 0	0- 0	HOME	0- 0	0- 0	0- 1				
0- 1	0- 0	0- 0	AWAY	0- 1	0- 0	0- 0				
0- 0	0- 0	0- 0	NEUTRAL	0- 0	0- 0	0- 0				

RPI 1-25				RPI 26-50				RPI 51-100				RPI 101+				Team's RPI: 294
RPI	S	Opponent	Score	RPI	S	Opponent	Score	RPI	S	Opponent	Score	RPI	S	Opponent	Score	
								92	A	Qui nni pi ac	45 90	106	A	Boston Col lege	57 89	
								100	A	Seton Hal l	47 90	120	A	Yale	56 72	
												215	H	Cal St. Fullerton	45 69	
												269	H	Si ena	57 84	
												271	A	UMass Lowell l	57 59	
												275	A	St. Franci s Brookl yn	70 74	
												318	H	Wagner	69 57	
												326	H	NJIT	70 57	
												327	A	Lafayette	62 60	
												350	H	Fai rlei gh Di cki nson	75 58	
												351	H	LIU Brookl yn	86 59	
LAST 12 Di vi si on I GAMES:																
				92	A	Qui nni pi ac	45 90	269	H	Si ena	57 84					
				318	H	Wagner	69 57	350	H	Fai rlei gh Di cki nson	75 58					
				327	A	Lafayette	62 60	275	A	St. Franci s Brookl yn	70 74					
				351	H	LIU Brookl yn	86 59	215	H	Cal St. Fullerton	45 69					
				106	A	Boston Col lege	57 89	120	A	Yale	56 72					
				271	A	UMass Lowell l	57 59	100	A	Seton Hal l	47 90					

Non-Di v I Games:

Saint Peter's

Average RPI Win:	284	WON-LOST	WINNING	LAST 10	STRENGTH OF	OPP. STRENGTH	TEAM	ADJ.	CONF.	ADJ CONF.
Average RPI Loss:	132	RECORD	PCT. RANK	GAMES	SCHEDULE	OF SCHEDULE	RPI	RPI	RPI	RPI
DIV. I ONLY	2- 6	279	5-5	91	277	197	197	24	24	
DIV. I NON-CONF.	2- 5	264	0- 0	86	267	178	178	21	21	
<hr/>										
TOTALS	RPI 1-25	RPI 26-50	W-L RECORDS	RPI 51-100	RPI 101-150	RPI 150+				
2- 6	0- 0	0- 0	OVERALL	0- 2	0- 2	2- 2				
0- 2	0- 0	0- 0	HOME	0- 0	0- 1	0- 1				
2- 3	0- 0	0- 0	AWAY	0- 2	0- 0	2- 1				
0- 1	0- 0	0- 0	NEUTRAL	0- 0	0- 1	0- 0				
2- 5	0- 0	0- 0	NON-CONFERENCE	0- 2	0- 1	2- 2				
0- 1	0- 0	0- 0	HOME	0- 0	0- 0	0- 1				
2- 3	0- 0	0- 0	AWAY	0- 2	0- 0	2- 1				
0- 1	0- 0	0- 0	NEUTRAL	0- 0	0- 1	0- 0				
0- 1	0- 0	0- 0	CONFERENCE	0- 0	0- 1	0- 0				
0- 1	0- 0	0- 0	HOME	0- 0	0- 1	0- 0				
0- 0	0- 0	0- 0	AWAY	0- 0	0- 0	0- 0				
0- 0	0- 0	0- 0	NEUTRAL	0- 0	0- 0	0- 0				

RPI 1-25				RPI 26-50				RPI 51-100				RPI 101+				Team's RPI: 197
RPI	S	Opponent	Score	RPI	S	Opponent	Score	RPI	S	Opponent	Score	RPI	S	Opponent	Score	
								53	A	LSU	52 66	110	N	Troy	79 84	
								84	A	TCU	59 72	141	H	Abilene Christian	79 91	
												156	H	Oral Roberts	62 73	
												246	A	Wichi ta St.	55 63	
												251	A	Southern Mi ss.	65 61	
												317	A	Loui si ana	68 62	
<hr/>																
LAST 12 Division I GAMES:																
				141	H	Abilene Christian	79 91	84	A	TCU	59 72					
				53	A	LSU	52 66	156	H	Oral Roberts	62 73					
								317	A	Loui si ana	68 62					
								251	A	Southern Mi ss.	65 61					
								110	N	Troy	79 84					
								246	A	Wichi ta St.	55 63					

Non-Div I Games: UNKNOWN 94 46 Wiley 101 63 Jarvis Christian 100 55

Sam Houston St.

Average RPI Win:	231	WON-LOST	WINNING	LAST 10	STRENGTH OF	OPP. STRENGTH	TEAM	ADJ.	CONF.	ADJ CONF.
Average RPI Loss:	151	RECORD	PCT. RANK	GAMES	SCHEDULE	OF SCHEDULE	RPI	RPI	RPI	RPI
DIV. I ONLY	3- 10	286	3-7	115	257	204	204	25	25	
DIV. I NON-CONF.	3- 10	278	0- 0	118	252	217	217	26	26	

TOTALS	RPI 1-25	RPI 26-50	W-L RECORDS	RPI 51-100	RPI 101-150	RPI 150+				
3- 10	0- 0	0- 1	OVERALL	0- 2	0- 3	3- 4				
1- 1	0- 0	0- 0	HOME	0- 0	0- 1	1- 0				
2- 9	0- 0	0- 1	AWAY	0- 2	0- 2	2- 4				
0- 0	0- 0	0- 0	NEUTRAL	0- 0	0- 0	0- 0				
3- 10	0- 0	0- 1	NON-CONFERENCE	0- 2	0- 3	3- 4				
1- 1	0- 0	0- 0	HOME	0- 0	0- 1	1- 0				
2- 9	0- 0	0- 1	AWAY	0- 2	0- 2	2- 4				
0- 0	0- 0	0- 0	NEUTRAL	0- 0	0- 0	0- 0				
0- 0	0- 0	0- 0	CONFERENCE	0- 0	0- 0	0- 0				
0- 0	0- 0	0- 0	HOME	0- 0	0- 0	0- 0				
0- 0	0- 0	0- 0	AWAY	0- 0	0- 0	0- 0				
0- 0	0- 0	0- 0	NEUTRAL	0- 0	0- 0	0- 0				

RPI	S	Opponent	Score	RPI	S	Opponent	Score	RPI	S	Opponent	Score	RPI	S	Opponent	Score	Team's RPI: 204
39	A	Auburn	46 73	57	A	Oklahoma St.	62 82	110	A	Troy	52 72	115	A	UT Martin	68 89	
				83	A	Colorado	39 81	143	H	UAB	41 66	157	A	Denver	87 83	
								172	A	Vanderbilt	52 77	223	A	Alabama St.	60 51	
								243	A	Hampton	57 64	251	A	Southern Miss.	40 76	
								296	A	Memphis	48 53	313	H	Presbyterian	75 54	

LAST 12 Division I GAMES:																
172	A	Vanderbilt	52 77	143	H	UAB	41 66	313	H	Presbyterian	75 54	243	A	Hampton	57 64	
83	A	Colorado	39 81	57	A	Oklahoma St.	62 82	251	A	Southern Miss.	40 76	223	A	Alabama St.	60 51	
157	A	Denver	87 83	39	A	Auburn	46 73									
39	A	Auburn	46 73													
296	A	Memphis	48 53													
110	A	Troy	52 72													

Non-Div I Games: Rhodes 71 54 Montevallo 73 47

Samford

Average RPI Win: 238

Average RPI Loss: 162

WON-LOST
RECORDWINNING
PCT. RANKLAST 10
GAMESSTRENGTH OF
SCHEDULEOPP. STRENGTH
OF SCHEDULETEAM
RPIADJ.
RPICONF.
RPIADJ CONF.
RPI

DIV. I ONLY	7- 7	168	6-4	276	155	221	221	7	7
DIV. I NON-CONF.	6- 4	125	0- 0	305	138	212	212	7	7
TOTALS	RPI 1-25	RPI 26-50	W-L RECORDS	RPI 51-100	RPI 101-150	RPI 150+			
7- 7	0- 1	0- 0	OVERALL	0- 2	0- 0	7- 4			
5- 3	0- 1	0- 0	HOME	0- 1	0- 0	5- 1			
2- 4	0- 0	0- 0	AWAY	0- 1	0- 0	2- 3			
0- 0	0- 0	0- 0	NEUTRAL	0- 0	0- 0	0- 0			
6- 4	0- 1	0- 0	NON-CONFERENCE	0- 1	0- 0	6- 2			
5- 1	0- 1	0- 0	HOME	0- 0	0- 0	5- 0			
1- 3	0- 0	0- 0	AWAY	0- 1	0- 0	1- 2			
0- 0	0- 0	0- 0	NEUTRAL	0- 0	0- 0	0- 0			
1- 3	0- 0	0- 0	CONFERENCE	0- 1	0- 0	1- 2			
0- 2	0- 0	0- 0	HOME	0- 1	0- 0	0- 1			
1- 1	0- 0	0- 0	AWAY	0- 0	0- 0	1- 1			
0- 0	0- 0	0- 0	NEUTRAL	0- 0	0- 0	0- 0			

RPI 1-25				RPI 26-50				RPI 51-100				RPI 101+				Team's RPI: 221
RPI	S	Opponent	Score	RPI	S	Opponent	Score	RPI	S	Opponent	Score	RPI	S	Opponent	Score	
21	H	Cal i forni a	53 70					72	A	Minnesota	48 53	167	A	Santa Clara	57 49	
								94	H	Loyola Marymount	52 69	180	H	Pepperdi ne	55 74	
												205	H	San Diego St.	72 71	
												216	A	Southern Utah	59 69	
												225	H	Dartmouth	78 76	
												241	A	Long Beach St.	60 56	
												242	A	San Francisco	57 68	
												244	H	Cleveland St.	83 82	
												291	H	Hawaii	58 50	
												293	H	San Jose St.	83 79	
												310	A	UTSA	77 87	
LAST 12 Division I GAMES:																
180	H	Pepperdi ne	55 74	310	A	UTSA	77 87									
94	H	Loyola Marymount	52 69	241	A	Long Beach St.	60 56									
167	A	Santa Clara	57 49	225	H	Dartmouth	78 76									
242	A	San Francisco	57 68	205	H	San Diego St.	72 71									
293	H	San Jose St.	83 79	21	H	Cal i forni a	53 70									
72	A	Minnesota	48 53	244	H	Cleveland St.	83 82									

Non-Div I Games: Cal St. San B'dino 76 58

San Diego

Average RPI Win: 243

Average RPI Loss: 147

WON-LOST
RECORDWINNING
PCT. RANKLAST 10
GAMESSTRENGTH OF
SCHEDULEOPP. STRENGTH
OF SCHEDULETEAM
RPIADJ.
RPICONF.
RPIADJ CONF.
RPIDIV. I ONLY
DIV. I NON-CONF.5- 7
5- 6208
1774-6
0- 0139
167305
313205
218205
21810
1010
10

TOTALS

RPI 1-25

RPI 26-50

W-L RECORDS

RPI 51-100

RPI 101-150

RPI 150+

5- 7 0- 0
3- 4 0- 0
2- 3 0- 0
0- 0 0- 00- 1
0- 1
0- 0
0- 0OVERALL
HOME
AWAY
NEUTRAL0- 2
0- 2
0- 0
0- 00- 0
0- 0
0- 0
0- 05- 4
3- 1
2- 3
0- 05- 6 0- 0
3- 3 0- 0
2- 3 0- 0
0- 0 0- 00- 0
0- 0
0- 0
0- 0NON-CONFERENCE
HOME
AWAY
NEUTRAL0- 2
0- 2
0- 0
0- 00- 0
0- 0
0- 0
0- 05- 4
3- 1
2- 3
0- 00- 1 0- 0
0- 1 0- 0
0- 0 0- 0
0- 0 0- 00- 1
0- 1
0- 0
0- 0CONFERENCE
HOME
AWAY
NEUTRAL0- 0
0- 0
0- 0
0- 00- 0
0- 0
0- 0
0- 00- 0
0- 0
0- 0
0- 0

RPI 1-25

RPI S Opponent Score

RPI 26-50

RPI S Opponent

Score

RPI 51-100

RPI S Opponent

Score

RPI 101+

RPI S Opponent

Team's RPI: 205

Score

45 H Boise St.

66 69

58 H Arizona

60 69

84 H TCU

64 81

151 A UC Irvine

78 70

154 A CSUN

74 77

167 A Santa Clara

43 60

215 A Cal St. Fullerton

83 72

221 A San Diego

71 72

267 H California Baptist

83 67

291 H Hawaii

58 57

292 H Incarnate Word

81 38

299 H UC Santa Barbara

58 63

LAST 12 Division I GAMES:

45 H Boise St.

66 69

299 H UC Santa Barbara

58 63

154 A CSUN

74 77

151 A UC Irvine

78 70

58 H Arizona

60 69

291 H Hawaii

58 57

221 A San Diego

71 72

84 H TCU

64 81

267 H California Baptist

83 67

292 H Incarnate Word

81 38

215 A Cal St. Fullerton

83 72

167 A Santa Clara

43 60

San Diego St.

San Diego St.

Non-Div I Games:

San Diego St.

Average RPI Win:	271	WON-LOST	WINNING	LAST 10	STRENGTH OF	OPP. STRENGTH	TEAM	ADJ.	CONF.	ADJ CONF.
Average RPI Loss:	101	RECORD	PCT. RANK	GAMES	SCHEDULE	OF SCHEDULE	RPI	RPI	RPI	RPI
DIV. I ONLY	5- 9	240	3-7	205	129	242	242	7	7	
DIV. I NON-CONF.	4- 7	228	0- 0	264	110	257	257	7	7	

TOTALS	RPI 1-25	RPI 26-50	W-L RECORDS	RPI 51-100	RPI 101-150	RPI 150+				
5- 9	0- 1	0- 1	OVERALL	0- 3	0- 2	5- 2				
2- 5	0- 0	0- 1	HOME	0- 2	0- 1	2- 1				
1- 3	0- 1	0- 0	AWAY	0- 1	0- 1	1- 0				
2- 1	0- 0	0- 0	NEUTRAL	0- 0	0- 0	2- 1				
4- 7	0- 1	0- 0	NON-CONFERENCE	0- 3	0- 2	4- 1				
1- 3	0- 0	0- 0	HOME	0- 2	0- 1	1- 0				
1- 3	0- 1	0- 0	AWAY	0- 1	0- 1	1- 0				
2- 1	0- 0	0- 0	NEUTRAL	0- 0	0- 0	2- 1				
1- 2	0- 0	0- 1	CONFERENCE	0- 0	0- 0	1- 1				
1- 2	0- 0	0- 1	HOME	0- 0	0- 0	1- 1				
0- 0	0- 0	0- 0	AWAY	0- 0	0- 0	0- 0				
0- 0	0- 0	0- 0	NEUTRAL	0- 0	0- 0	0- 0				

RPI	S	Opponent	Score	RPI	S	Opponent	Score	RPI	S	Opponent	Score	RPI	S	Opponent	Score	Team's RPI: 242
4	A	Stanford	62 96	38	H	BYU	59 67	63	H	Northern Colo.	63 68	135	H	UT Arlington	73 80	
								98	A	Washington St.	61 91	139	A	Idaho	63 70	
								99	H	UC Davis	68 70	165	N	North Dakota	97 100	
												167	H	Santa Clara	66 71	
												221	H	San Diego	68 57	
												224	A	Sacramento St.	86 75	
												293	H	San Jose St.	85 63	
												295	N	Cal Poly	65 62	
												321	N	North Dakota St.	75 42	

LAST 12 Division I GAMES:																
167	H	Santa Clara	66 71	99	H	UC Davis	68 70	224	A	Sacramento St.	86 75	139	A	Idaho	63 70	
38	H	BYU	59 67	224	A	Sacramento St.	86 75	98	A	Washington St.	61 91	135	H	UT Arlington	73 80	
221	H	San Diego	68 57	139	A	Idaho	63 70	63	H	Northern Colo.	63 68					
165	N	North Dakota	97 100	98	A	Washington St.	61 91									
321	N	North Dakota St.	75 42	135	H	UT Arlington	73 80									
295	N	Cal Poly	65 62	63	H	Northern Colo.	63 68									

Non-Div I Games:

San Francisco

Average RPI	Win:	297	WON-LOST	WINNING	LAST 10	STRENGTH OF	OPP. STRENGTH	TEAM	ADJ.	CONF.	ADJ CONF.
Average RPI	Loss:	140	RECORD	PCT. RANK	GAMES	SCHEDULE	OF SCHEDULE	RPI	RPI	RPI	RPI
DIV. I ONLY		1- 10		330	1-9	109	237	293	293	10	10
DIV. I NON-CONF.		1- 9		326	0- 0	122	222	299	299	10	10

TOTALS	RPI 1-25		RPI 26-50		W-L RECORDS	RPI 51-100		RPI 101-150		RPI 150+	
1- 10	0- 0		0- 0		OVERALL	0- 3		0- 2		1- 5	
1- 3	0- 0		0- 0		HOME	0- 1		0- 0		1- 2	
0- 7	0- 0		0- 0		AWAY	0- 2		0- 2		0- 3	
0- 0	0- 0		0- 0		NEUTRAL	0- 0		0- 0		0- 0	
1- 9	0- 0		0- 0		NON-CONFERENCE	0- 3		0- 1		1- 5	
1- 3	0- 0		0- 0		HOME	0- 1		0- 0		1- 2	
0- 6	0- 0		0- 0		AWAY	0- 2		0- 1		0- 3	
0- 0	0- 0		0- 0		NEUTRAL	0- 0		0- 0		0- 0	
0- 1	0- 0		0- 0		CONFERENCE	0- 0		0- 1		0- 0	
0- 0	0- 0		0- 0		HOME	0- 0		0- 0		0- 0	
0- 1	0- 0		0- 0		AWAY	0- 0		0- 1		0- 0	
0- 0	0- 0		0- 0		NEUTRAL	0- 0		0- 0		0- 0	

RPI 1-25				RPI 26-50				RPI 51-100				RPI 101+ Team' s RPI : 293					
RPI	S	Opponent	Score	RPI	S	Opponent	Score	RPI	S	Opponent	Score	RPI	S	Opponent	Score		
								59	H	Paci fi c	67	91	116	A	Fresno St.	48	77
								83	A	Col orado	64	76	126	A	Portland St.	51	80
								85	A	Nebraska	63	96	151	H	UC Irvine	66	74
													154	A	CSUN	40	76
													167	H	Santa Clara	56	62
													221	A	San Diego	79	83
													242	A	San Franci sco	63	85
													297	H	CSU Bakersfi el d	82	72
LAST 12 Di vi si on I GAMES:																	
116	A	Fresno St.	48	77	83	A	Col orado	64	76	151	H	UC Irvine	66	74			
221	A	San Di ego	79	83	59	H	Paci fi c	67	91	297	H	CSU Bakersfi el d	82	72			
154	A	CSUN	40	76	126	A	Portland St.	51	80								
167	H	Santa Clara	56	62	242	A	San Franci sco	63	85								
85	A	Nebraska	63	96													

Non-Div I Games: San Fran. St. 66 73

San Jose St.

Average RPI	Win:	238	WON-LOST	WINNING	LAST 10	STRENGTH OF	OPP. STRENGTH	TEAM	ADJ.	CONF.	ADJ CONF.
Average RPI	Loss:	108	RECORD	PCT. RANK	GAMES	SCHEDULE	OF SCHEDULE	RPI	RPI	RPI	RPI
DIV. I ONLY		7- 6		151	5-5	168	212	167	167	7	7
DIV. I NON-CONF.		6- 4		125	0- 0	189	203	142	142	7	7

TOTALS	RPI 1-25		RPI 26-50		W-L RECORDS	RPI 51-100		RPI 101-150		RPI 150+	
7- 6	0- 0		0- 2		OVERALL	0- 1		1- 1		6- 2	
4- 3	0- 0		0- 1		HOME	0- 0		1- 0		3- 2	
3- 3	0- 0		0- 1		AWAY	0- 1		0- 1		3- 0	
0- 0	0- 0		0- 0		NEUTRAL	0- 0		0- 0		0- 0	
6- 4	0- 0		0- 1		NON-CONFERENCE	0- 1		1- 1		5- 1	
4- 1	0- 0		0- 0		HOME	0- 0		1- 0		3- 1	
2- 3	0- 0		0- 1		AWAY	0- 1		0- 1		2- 0	
0- 0	0- 0		0- 0		NEUTRAL	0- 0		0- 0		0- 0	
1- 2	0- 0		0- 1		CONFERENCE	0- 0		0- 0		1- 1	
0- 2	0- 0		0- 1		HOME	0- 0		0- 0		0- 1	
1- 0	0- 0		0- 0		AWAY	0- 0		0- 0		1- 0	
0- 0	0- 0		0- 0		NEUTRAL	0- 0		0- 0		0- 0	

RPI 1-25				RPI 26-50				RPI 51-100				RPI 101+ Team's RPI: 167			
RPI	S	Opponent	Score	RPI	S	Opponent	Score	RPI	S	Opponent	Score	RPI	S	Opponent	Score
				38	H	BYU	44 54	67	A	Oregon St.	31 82	116	A	Fresno St.	53 80
				49	A	Southern California	46 77					145	H	Missouri St.	77 73
												154	H	CSUN	38 53
												205	H	San Diego St.	60 43
												215	A	Cal St. Fullerton	64 60
												221	H	San Diego	49 57
												230	H	Nevada	56 48
												242	A	San Francisco	71 66
												293	A	San Jose St.	62 56
												337	H	Grand Canyon	75 55

LAST 12 Division I GAMES:															
				242	A	San Francisco	71 66	67	A	Oregon St.	31 82				
				221	H	San Diego	49 57	154	H	CSUN	38 53				
				38	H	BYU	44 54	145	H	Missouri St.	77 73				
				337	H	Grand Canyon	75 55	215	A	Cal St. Fullerton	64 60				
				293	A	San Jose St.	62 56	49	A	Southern California	46 77				
				116	A	Fresno St.	53 80	205	H	San Diego St.	60 43				

Non-Div I Games: Sonoma St. 98 38

Santa Clara

Average RPI Win:	260	WON-LOST	WINNING	LAST 10	STRENGTH OF	OPP. STRENGTH	TEAM	ADJ.	CONF.	ADJ CONF.
Average RPI Loss:	206	RECORD	PCT. RANK	GAMES	SCHEDULE	OF SCHEDULE	RPI	RPI	RPI	RPI
DIV. I ONLY	1- 8	327	2-8	346	147	347	347	32	32	
DIV. I NON-CONF.	0- 7	336	0- 0	309	149	346	346	32	32	

TOTALS	RPI 1-25	RPI 26-50	W-L RECORDS	RPI 51-100	RPI 101-150	RPI 150+				
1- 8	0- 0	0- 1	OVERALL	0- 1	0- 0	1- 6				
0- 3	0- 0	0- 0	HOME	0- 0	0- 0	0- 3				
1- 5	0- 0	0- 1	AWAY	0- 1	0- 0	1- 3				
0- 0	0- 0	0- 0	NEUTRAL	0- 0	0- 0	0- 0				
0- 7	0- 0	0- 1	NON-CONFERENCE	0- 1	0- 0	0- 5				
0- 3	0- 0	0- 0	HOME	0- 0	0- 0	0- 3				
0- 4	0- 0	0- 1	AWAY	0- 1	0- 0	0- 2				
0- 0	0- 0	0- 0	NEUTRAL	0- 0	0- 0	0- 0				
1- 1	0- 0	0- 0	CONFERENCE	0- 0	0- 0	1- 1				
0- 0	0- 0	0- 0	HOME	0- 0	0- 0	0- 0				
1- 1	0- 0	0- 0	AWAY	0- 0	0- 0	1- 1				
0- 0	0- 0	0- 0	NEUTRAL	0- 0	0- 0	0- 0				

RPI 1-25				RPI 26-50				RPI 51-100				RPI 101+ Team's RPI: 347			
RPI	S	Opponent	Score	RPI	S	Opponent	Score	RPI	S	Opponent	Score	RPI	S	Opponent	Score
				37	A	South Dakota St.	49 97	56	A	DePaul	61 124	228	A	Ole Miss	51 74
												236	H	Jacksonville	58 68
												246	A	Wichita St.	50 66
												252	H	Ga. Southern	71 82
												260	A	Coppin St.	76 70
												261	H	Texas Southern	41 65
												334	A	Morgan St.	47 63
LAST 12 Division I GAMES:															
				334	A	Morgan St.	47 63	56	A	DePaul	61 124				
				260	A	Coppin St.	76 70	236	H	Jacksonville	58 68				
				246	A	Wichita St.	50 66	252	H	Ga. Southern	71 82				
				37	A	South Dakota St.	49 97								
				228	A	Ole Miss	51 74								
				261	H	Texas Southern	41 65								

Non-Div I Games: Carver 101 49 Wesleyan (GA) 155 26

Savannah St.

Average RPI Win:	0	WON-LOST	WINNING	LAST 10	STRENGTH OF	OPP. STRENGTH	TEAM	ADJ.	CONF.	ADJ CONF.
Average RPI Loss:	181	RECORD	PCT. RANK	GAMES	SCHEDULE	OF SCHEDULE	RPI	RPI	RPI	RPI
DIV. I ONLY	0- 15	344	0-10	182	297	338	338	30	30	
DIV. I NON-CONF.	0- 13	336	0- 0	117	264	325	325	30	30	

TOTALS	RPI 1-25	RPI 26-50	W-L RECORDS	RPI 51-100	RPI 101-150	RPI 150+				
0- 15	0- 0	0- 0	OVERALL	0- 4	0- 2	0- 9				
0- 7	0- 0	0- 0	HOME	0- 0	0- 1	0- 6				
0- 7	0- 0	0- 0	AWAY	0- 3	0- 1	0- 3				
0- 1	0- 0	0- 0	NEUTRAL	0- 1	0- 0	0- 0				
0- 13	0- 0	0- 0	NON-CONFERENCE	0- 4	0- 2	0- 7				
0- 5	0- 0	0- 0	HOME	0- 0	0- 1	0- 4				
0- 7	0- 0	0- 0	AWAY	0- 3	0- 1	0- 3				
0- 1	0- 0	0- 0	NEUTRAL	0- 1	0- 0	0- 0				
0- 2	0- 0	0- 0	CONFERENCE	0- 0	0- 0	0- 2				
0- 2	0- 0	0- 0	HOME	0- 0	0- 0	0- 2				
0- 0	0- 0	0- 0	AWAY	0- 0	0- 0	0- 0				
0- 0	0- 0	0- 0	NEUTRAL	0- 0	0- 0	0- 0				

RPI 1-25				RPI 26-50				RPI 51-100				RPI 101+ Team' s RPI : 338					
RPI	S	Opponent	Score	RPI	S	Opponent	Score	RPI	S	Opponent	Score	RPI	S	Opponent	Score		
								58	N	Ari zona	54	84	112	H	Washi ngton	58	69
								59	A	Paci fi c	61	75	126	A	Portland St.	43	68
								61	A	Utah	62	89	151	A	UC Irvi ne	60	65
								99	A	UC Davi s	59	76	180	H	Pepperdi ne	64	78
													200	H	Northern Ari z.	58	65
													215	H	Cal St. Fullerton	54	57
													230	A	Nevada	54	67
													291	A	Hawai i	51	67
													295	H	Cal Poly	50	60
													297	H	CSU Bakersfi eld	60	70
													337	H	Grand Canyon	73	74

LAST 12 Division I GAMES:																	
230	A	Nevada	54	67	337	H	Grand Canyon	73	74	297	H	CSU Bakersfi eld	60	70			
295	H	Cal Poly	50	60	151	A	UC Irvi ne	60	65	61	A	Utah	62	89			
99	A	UC Davi s	59	76	61	A	Utah	62	89	126	A	Portland St.	43	68			
59	A	Paci fi c	61	75	291	A	Hawai i	51	67								
180	H	Pepperdi ne	64	78													
112	H	Washi ngton	58	69													

Non-Div I Games:

Seattle U

Average RPI	Win:	246	WON-LOST	WINNING	LAST 10	STRENGTH OF	OPP. STRENGTH	TEAM	ADJ.	CONF.	ADJ CONF.
Average RPI	Loss:	49	RECORD	PCT. RANK	GAMES	SCHEDULE	OF SCHEDULE	RPI	RPI	RPI	RPI
DIV. I ONLY		9- 5		96	5-5	144	157	100	100	5	5
DIV. I NON-CONF.		8- 3		72	0- 0	235	181	113	113	5	5

TOTALS	RPI 1-25		RPI 26-50		W-L RECORDS	RPI 51-100		RPI 101-150		RPI 150+	
9- 5	0- 2		0- 1		OVERALL	1- 1		1- 1		7- 0	
7- 0	0- 0		0- 0		HOME	1- 0		0- 0		6- 0	
1- 4	0- 2		0- 1		AWAY	0- 0		1- 1		0- 0	
1- 1	0- 0		0- 0		NEUTRAL	0- 1		0- 0		1- 0	
8- 3	0- 1		0- 1		NON-CONFERENCE	0- 1		1- 0		7- 0	
6- 0	0- 0		0- 0		HOME	0- 0		0- 0		6- 0	
1- 2	0- 1		0- 1		AWAY	0- 0		1- 0		0- 0	
1- 1	0- 0		0- 0		NEUTRAL	0- 1		0- 0		1- 0	
1- 2	0- 1		0- 0		CONFERENCE	1- 0		0- 1		0- 0	
1- 0	0- 0		0- 0		HOME	1- 0		0- 0		0- 0	
0- 2	0- 1		0- 0		AWAY	0- 0		0- 1		0- 0	
0- 0	0- 0		0- 0		NEUTRAL	0- 0		0- 0		0- 0	

RPI 1-25				RPI 26-50				RPI 51-100				Team's RPI: 100				RPI 101+			
RPI	S	Opponent	Score	RPI	S	Opponent	Score	RPI	S	Opponent	Score	RPI	S	Opponent	Score	RPI	S	Opponent	Score
6	A	UConn	61 99	26	A	UCLA	62 78	54	N	Georgia Tech	73 84	101	A	Princeton	70 66				
17	A	Butler	59 62					65	H	St. John's (NY)	77 67	144	A	Xavier	62 63				
												268	H	Kennesaw St.	102 80				
												271	H	UMass Lowell	90 57				
												275	H	St. Francis Brooklyn	100 77				
												294	H	Saint Peter's	90 47				
												310	H	UTSA	84 53				
												316	N	UNC Greensboro	71 64				
												318	H	Wagner	95 40				
LAST 12 Division I GAMES:																			
316	N	UNC Greensboro	71 64	144	A	Xavier	62 63												
54	N	Georgia Tech	73 84	17	A	Butler	59 62												
6	A	UConn	61 99	65	H	St. John's (NY)	77 67												
294	H	Saint Peter's	90 47	26	A	UCLA	62 78												
271	H	UMass Lowell	90 57	101	A	Princeton	70 66												
275	H	St. Francis Brooklyn	100 77	310	H	UTSA	84 53												

Non-Div I Games:

Seton Hall

Average RPI	Win:	262	WON-LOST	WINNING	LAST 10	STRENGTH OF	OPP. STRENGTH	TEAM	ADJ.	CONF.	ADJ CONF.
Average RPI	Loss:	188	RECORD	PCT. RANK	GAMES	SCHEDULE	OF SCHEDULE	RPI	RPI	RPI	RPI
DIV. I ONLY		6- 7		188	6-4	308	268	269	269	27	27
DIV. I NON-CONF.		4- 7		228	1- 0	273	268	285	285	28	28

TOTALS	RPI 1-25		RPI 26-50		W-L RECORDS	RPI 51-100		RPI 101-150		RPI 150+	
6- 7	0- 0		0- 0		OVERALL	0- 2		0- 0		6- 5	
3- 4	0- 0		0- 0		HOME	0- 2		0- 0		3- 2	
2- 2	0- 0		0- 0		AWAY	0- 0		0- 0		2- 2	
1- 1	0- 0		0- 0		NEUTRAL	0- 0		0- 0		1- 1	
4- 7	0- 0		0- 0		NON-CONFERENCE	0- 2		0- 0		4- 5	
2- 4	0- 0		0- 0		HOME	0- 2		0- 0		2- 2	
1- 2	0- 0		0- 0		AWAY	0- 0		0- 0		1- 2	
1- 1	0- 0		0- 0		NEUTRAL	0- 0		0- 0		1- 1	
2- 0	0- 0		0- 0		CONFERENCE	0- 0		0- 0		2- 0	
1- 0	0- 0		0- 0		HOME	0- 0		0- 0		1- 0	
1- 0	0- 0		0- 0		AWAY	0- 0		0- 0		1- 0	
0- 0	0- 0		0- 0		NEUTRAL	0- 0		0- 0		0- 0	

RPI 1-25				RPI 26-50				RPI 51-100				RPI 101+				Team's RPI: 269	
RPI	S	Opponent	Score	RPI	S	Opponent	Score	RPI	S	Opponent	Score	RPI	S	Opponent	Score		
								71	H	Harvard	54	73	169	N	Drexel	39	51
								76	H	Penn	51	58	185	H	Massachusetts	64	59
												222	A	Howard	86	81	
												229	A	Sacred Heart	50	72	
												235	A	St. Bonaventure	58	74	
												249	H	Hofstra	50	57	
												273	H	Colgate	55	53	
												282	H	Iona	59	47	
												288	H	Fla. Atlantic	66	70	
												294	A	Saint Peter's	84	57	
												318	N	Wagner	74	71	
LAST 12 Division I GAMES:																	
249	H	Hofstra	50	57	318	N	Wagner	74	71								
185	H	Massachusetts	64	59	282	H	Iona	59	47								
235	A	St. Bonaventure	58	74	294	A	Saint Peter's	84	57								
288	H	Fla. Atlantic	66	70	222	A	Howard	86	81								
273	H	Colgate	55	53	71	H	Harvard	54	73								
169	N	Drexel	39	51	229	A	Sacred Heart	50	72								

Non-Div I Games:

Siena

Average RPI Win:	231	WON-LOST	WINNING	LAST 10	STRENGTH OF	OPP. STRENGTH	TEAM	ADJ.	CONF.	ADJ CONF.
Average RPI Loss:	132	RECORD	PCT. RANK	GAMES	SCHEDULE	OF SCHEDULE	RPI	RPI	RPI	RPI

DIV. I ONLY	10- 1	19	9-1	345	39	124	124	15	15
DIV. I NON-CONF.	9- 0	1	1- 0	350	35	128	128	16	16

TOTALS	RPI 1-25	RPI 26-50	W-L RECORDS	RPI 51-100	RPI 101-150	RPI 150+			
10- 1	0- 0	0- 0	OVERALL	0- 0	1- 1	9- 0			
3- 0	0- 0	0- 0	HOME	0- 0	0- 0	3- 0			
6- 1	0- 0	0- 0	AWAY	0- 0	1- 1	5- 0			
1- 0	0- 0	0- 0	NEUTRAL	0- 0	0- 0	1- 0			
9- 0	0- 0	0- 0	NON-CONFERENCE	0- 0	1- 0	8- 0			
3- 0	0- 0	0- 0	HOME	0- 0	0- 0	3- 0			
5- 0	0- 0	0- 0	AWAY	0- 0	1- 0	4- 0			
1- 0	0- 0	0- 0	NEUTRAL	0- 0	0- 0	1- 0			
1- 1	0- 0	0- 0	CONFERENCE	0- 0	0- 1	1- 0			
0- 0	0- 0	0- 0	HOME	0- 0	0- 0	0- 0			
1- 1	0- 0	0- 0	AWAY	0- 0	0- 1	1- 0			
0- 0	0- 0	0- 0	NEUTRAL	0- 0	0- 0	0- 0			

RPI 1-25	RPI 26-50	RPI 51-100	RPI 101+ Team's RPI: 124
RPI S Opponent Score	RPI S Opponent Score	RPI S Opponent Score	RPI S Opponent Score
			105 A Alabama 72 67
			132 A Appal achian St. 63 71
			153 N New Mexico St. 68 67
			190 A Coastal Caro. 88 78
			192 A Southern U. 53 49
			223 H Alabama St. 77 65
			251 H Southern Mi ss. 77 68
			263 H ETSU 81 74
			301 A Tennessee St. 78 56
			314 A FIU 84 77
			322 A Central Ark. 58 50
LAST 12 Division I GAMES:			
153 N New Mexico St. 68 67	314 A FIU 84 77		
223 H Alabama St. 77 65	190 A Coastal Caro. 88 78		
105 A Alabama 72 67	132 A Appal achian St. 63 71		
301 A Tennessee St. 78 56	322 A Central Ark. 58 50		
263 H ETSU 81 74	251 H Southern Mi ss. 77 68		
192 A Southern U. 53 49			

Non-Div I Games: Faulkner 97 40 Spring Hill 75 57 South Alabama

Average RPI	Win:	147	WON-LOST	WINNING	LAST 10	STRENGTH OF	OPP. STRENGTH	TEAM	ADJ.	CONF.	ADJ CONF.
Average RPI	Loss:	29	RECORD	PCT. RANK	GAMES	SCHEDULE	OF SCHEDULE	RPI	RPI	RPI	RPI
DIV. I ONLY		10- 4		69	7-3	31	16	34	34	6	6
DIV. I NON-CONF.		8- 4		91	0- 1	53	20	55	55	6	6

TOTALS	RPI 1-25		RPI 26-50		W-L RECORDS	RPI 51-100		RPI 101-150		RPI 150+	
10- 4	0- 2		1- 1		OVERALL	3- 1		2- 0		4- 0	
6- 2	0- 1		0- 1		HOME	2- 0		2- 0		2- 0	
3- 0	0- 0		1- 0		AWAY	1- 0		0- 0		1- 0	
1- 2	0- 1		0- 0		NEUTRAL	0- 1		0- 0		1- 0	
8- 4	0- 2		0- 1		NON-CONFERENCE	3- 1		1- 0		4- 0	
5- 2	0- 1		0- 1		HOME	2- 0		1- 0		2- 0	
2- 0	0- 0		0- 0		AWAY	1- 0		0- 0		1- 0	
1- 2	0- 1		0- 0		NEUTRAL	0- 1		0- 0		1- 0	
2- 0	0- 0		1- 0		CONFERENCE	0- 0		1- 0		0- 0	
1- 0	0- 0		0- 0		HOME	0- 0		1- 0		0- 0	
1- 0	0- 0		1- 0		AWAY	0- 0		0- 0		0- 0	
0- 0	0- 0		0- 0		NEUTRAL	0- 0		0- 0		0- 0	

RPI 1-25				RPI 26-50				Team's RPI: 34				RPI 51-100				RPI 101+			
RPI	S	Opponent	Score	RPI	S	Opponent	Score	RPI	S	Opponent	Score	RPI	S	Opponent	Score	RPI	S	Opponent	Score
5	H	Bayl or	69 94	32	H	Maryl and	61 85	67	N	Oregon St.	68 70	105	H	Al abama	62 59				
10	N	Drake	85 90	43	A	Texas A&M	60 57	74	A	Purdue	82 73	132	H	Appal achi an St.	80 50				
								86	H	Dayton	65 55	213	H	Furman	66 53				
								93	H	Cl emson	69 57	223	A	Al abama St.	94 38				
												239	H	Templ e	88 60				
												263	N	ETSU	101 55				

LAST 12 Division I GAMES:																			
213	H	Furman	66 53	10	N	Drake	85 90	67	N	Oregon St.	68 70	105	H	Al abama	62 59				
239	H	Templ e	88 60	67	N	Oregon St.	68 70	105	H	Al abama	62 59	43	A	Texas A&M	60 57				
74	A	Purdue	82 73	105	H	Al abama	62 59	263	N	ETSU	101 55	32	H	Maryl and	61 85				
132	H	Appal achi an St.	80 50	43	A	Texas A&M	60 57												
5	H	Bayl or	69 94	263	N	ETSU	101 55												
86	H	Dayton	65 55	32	H	Maryl and	61 85												

Non-Div I Games:

South Carolina

Average RPI Win:	315	WON-LOST	WINNING	LAST 10	STRENGTH OF	OPP. STRENGTH	TEAM	ADJ.	CONF.	ADJ CONF.
Average RPI Loss:	195	RECORD	PCT. RANK	GAMES	SCHEDULE	OF SCHEDULE	RPI	RPI	RPI	RPI
DIV. I ONLY	5- 8	228	5-5	339	298	312	312	32	32	
DIV. I NON-CONF.	5- 7	206	1- 0	327	290	287	287	32	32	

TOTALS	RPI 1-25	RPI 26-50	W-L RECORDS	RPI 51-100	RPI 101-150	RPI 150+				
5- 8	0- 0	0- 0	OVERALL	0- 2	0- 1	5- 5				
3- 2	0- 0	0- 0	HOME	0- 0	0- 0	3- 2				
2- 4	0- 0	0- 0	AWAY	0- 1	0- 1	2- 2				
0- 2	0- 0	0- 0	NEUTRAL	0- 1	0- 0	0- 1				
5- 7	0- 0	0- 0	NON-CONFERENCE	0- 2	0- 1	5- 4				
3- 1	0- 0	0- 0	HOME	0- 0	0- 0	3- 1				
2- 4	0- 0	0- 0	AWAY	0- 1	0- 1	2- 2				
0- 2	0- 0	0- 0	NEUTRAL	0- 1	0- 0	0- 1				
0- 1	0- 0	0- 0	CONFERENCE	0- 0	0- 0	0- 1				
0- 1	0- 0	0- 0	HOME	0- 0	0- 0	0- 1				
0- 0	0- 0	0- 0	AWAY	0- 0	0- 0	0- 0				
0- 0	0- 0	0- 0	NEUTRAL	0- 0	0- 0	0- 0				

RPI 1-25				RPI 26-50				RPI 51-100				RPI 101+ Team's RPI: 312					
RPI	S	Opponent	Score	RPI	S	Opponent	Score	RPI	S	Opponent	Score	RPI	S	Opponent	Score		
								58	A	Arizona	32	73	130	A	Radford	31	61
								91	N	Wake Forest	44	58	189	N	East Carolina	63	71
												190	A	Coastal Caro.	44	57	
												264	H	UNLV	58	49	
												279	H	Winthrop	50	58	
												283	H	N. C. A&T	44	58	
												313	A	Presbyterian	57	48	
												320	A	Western Caro.	54	39	
												330	H	USC Upstate	71	66	
												336	A	Col. of Charleston	51	75	
												349	H	Charleston So.	67	58	
LAST 12 Division I GAMES:																	
				91	N	Wake Forest	44	58	264	H	UNLV	58	49				
				279	H	Winthrop	50	58	283	H	N. C. A&T	44	58				
				330	H	USC Upstate	71	66	320	A	Western Caro.	54	39				
				58	A	Arizona	32	73	189	N	East Carolina	63	71				
				313	A	Presbyterian	57	48	190	A	Coastal Caro.	44	57				
				349	H	Charleston So.	67	58	336	A	Col. of Charleston	51	75				

Non-Div I Games: Voorhees 88 61 UNKNOWN 67 51

South Carolina St.

Average RPI Win:	124	WON-LOST	WINNING	LAST 10	STRENGTH OF	OPP. STRENGTH	TEAM	ADJ.	CONF.	ADJ CONF.
Average RPI Loss:	60	RECORD	PCT. RANK	GAMES	SCHEDULE	OF SCHEDULE	RPI	RPI	RPI	RPI

DIV. I ONLY	12- 3	40	8-2	57	11	16	16	16	16
DIV. I NON-CONF.	10- 2	37	0- 0	38	4	10	10	15	15

TOTALS	RPI 1-25	RPI 26-50	W-L RECORDS	RPI 51-100	RPI 101-150	RPI 150+
12- 3	1- 2	3- 0	OVERALL	3- 0	2- 0	3- 1
4- 0	1- 0	2- 0	HOME	0- 0	0- 0	1- 0
5- 2	0- 1	1- 0	AWAY	2- 0	1- 0	1- 1
3- 1	0- 1	0- 0	NEUTRAL	1- 0	1- 0	1- 0
10- 2	1- 2	2- 0	NON-CONFERENCE	3- 0	2- 0	2- 0
3- 0	1- 0	1- 0	HOME	0- 0	0- 0	1- 0
4- 1	0- 1	1- 0	AWAY	2- 0	1- 0	0- 0
3- 1	0- 1	0- 0	NEUTRAL	1- 0	1- 0	1- 0
2- 1	0- 0	1- 0	CONFERENCE	0- 0	0- 0	1- 1
1- 0	0- 0	1- 0	HOME	0- 0	0- 0	0- 0
1- 1	0- 0	0- 0	AWAY	0- 0	0- 0	1- 1
0- 0	0- 0	0- 0	NEUTRAL	0- 0	0- 0	0- 0

RPI 1-25	Team's RPI: 16	RPI 26-50	RPI 51-100	RPI 101+
RPI S Opponent Score		RPI S Opponent Score	RPI S Opponent Score	RPI S Opponent Score
2 H Iowa St. 64 59		31 A Missouri 74 61	73 A Montana 64 41	121 N Grambling 67 53
10 A Drake 64 76		37 H South Dakota St. 105 98	77 A Creighton 77 65	145 A Missouri St. 85 74
12 N Indiana 60 68		46 H Green Bay 55 49	94 N Loyola Marymount 67 40	157 A Denver 99 104
				246 N Wichita St. 73 64
				292 H Incarnate Word 96 43
				321 A North Dakota St. 67 41
LAST 12 Division I GAMES:				
94 N Loyola Marymount 67 40		37 H South Dakota St. 105 98		
121 N Grambling 67 53		157 A Denver 99 104		
31 A Missouri 74 61		321 A North Dakota St. 67 41		
145 A Missouri St. 85 74		12 N Indiana 60 68		
46 H Green Bay 55 49		73 A Montana 64 41		
2 H Iowa St. 64 59		246 N Wichita St. 73 64		

Non-Div I Games: Bellevue 79 40 St. Mary (NE) 112 52 South Dakota

Average RPI Win: 141		WON-LOST RECORD	WINNING PCT. RANK	LAST 10 GAMES	STRENGTH OF SCHEDULE	OPP. STRENGTH OF SCHEDULE	TEAM RPI	ADJ. RPI	CONF. RPI	ADJ. CONF. RPI
Average RPI Loss: 26										
DIV. I ONLY		10- 6	106	7-3	44	12	37	37	16	16
DIV. I NON-CONF.		8- 5	120	0- 0	19	6	24	24	15	15
TOTALS		RPI 1-25	RPI 26-50	W-L RECORDS	RPI 51-100	RPI 101-150	RPI 150+			
10- 6	1- 4		2- 1	OVERALL	2- 1	2- 0	3- 0			
5- 1	1- 1		1- 0	HOME	2- 0	0- 0	1- 0			
5- 3	0- 2		1- 1	AWAY	0- 0	2- 0	2- 0			
0- 2	0- 1		0- 0	NEUTRAL	0- 1	0- 0	0- 0			
8- 5	1- 3		2- 1	NON-CONFERENCE	2- 1	2- 0	1- 0			
5- 1	1- 1		1- 0	HOME	2- 0	0- 0	1- 0			
3- 2	0- 1		1- 1	AWAY	0- 0	2- 0	0- 0			
0- 2	0- 1		0- 0	NEUTRAL	0- 1	0- 0	0- 0			
2- 1	0- 1		0- 0	CONFERENCE	0- 0	0- 0	2- 0			
0- 0	0- 0		0- 0	HOME	0- 0	0- 0	0- 0			
2- 1	0- 1		0- 0	AWAY	0- 0	0- 0	2- 0			
0- 0	0- 0		0- 0	NEUTRAL	0- 0	0- 0	0- 0			

RPI 1-25					RPI 26-50					RPI 51-100					RPI 101+				
RPI	S	Opponent	Score		RPI	S	Opponent	Score		RPI	S	Opponent	Score		RPI	S	Opponent	Score	
5	N	Bayl or	66	72	29	A	Central Mi ch.	80	71	65	N	Buffal o	55	61	109	A	Montana St.	88	67
7	H	Oregon	79	87	44	A	Wyomi ng	70	77	77	H	Creighton	74	48	128	A	Chattanooga	71	54
10	H	Drake	80	71	46	H	Green Bay	77	47	97	H	FGCU	80	62	219	A	Western Ill.	93	84
16	A	South Dakota	98	105											343	A	Purdue Fort Wayne	85	52
18	A	Marquette	52	91											347	H	Savannah St.	97	49
LAST 12 Division I GAMES:																			
109	A	Montana St.	88	67	16	A	South Dakota	98	105										
347	H	Savannah St.	97	49	343	A	Purdue Fort Wayne	85	52										
7	H	Oregon	79	87	219	A	Western Ill.	93	84										
10	H	Drake	80	71	44	A	Wyomi ng	70	77										
128	A	Chattanooga	71	54	65	N	Buffal o	55	61										
46	H	Green Bay	77	47	5	N	Bayl or	66	72										

Non-Div I Games:

South Dakota St.

Loss, Non-Conf, S Site, H Home A Away N Neutral

Average RPI Win:	204	WON-LOST	WINNING	LAST 10	STRENGTH OF	OPP. STRENGTH	TEAM	ADJ.	CONF.	ADJ CONF.
Average RPI Loss:	60	RECORD	PCT. RANK	GAMES	SCHEDULE	OF SCHEDULE	RPI	RPI	RPI	RPI
DIV. I ONLY	10- 6	106	6-4	213	29	149	149	9	9	
DIV. I NON-CONF.	9- 5	105	0- 0	243	21	151	151	9	9	

TOTALS	RPI 1-25	RPI 26-50	W-L RECORDS	RPI 51-100	RPI 101-150	RPI 150+				
10- 6	0- 2	1- 1	OVERALL	0- 2	2- 1	7- 0				
7- 1	0- 1	0- 0	HOME	0- 0	2- 0	5- 0				
2- 1	0- 0	0- 0	AWAY	0- 1	0- 0	2- 0				
1- 4	0- 1	1- 1	NEUTRAL	0- 1	0- 1	0- 0				
9- 5	0- 1	1- 1	NON-CONFERENCE	0- 2	2- 1	6- 0				
7- 0	0- 0	0- 0	HOME	0- 0	2- 0	5- 0				
1- 1	0- 0	0- 0	AWAY	0- 1	0- 0	1- 0				
1- 4	0- 1	1- 1	NEUTRAL	0- 1	0- 1	0- 0				
1- 1	0- 1	0- 0	CONFERENCE	0- 0	0- 0	1- 0				
0- 1	0- 1	0- 0	HOME	0- 0	0- 0	0- 0				
1- 0	0- 0	0- 0	AWAY	0- 0	0- 0	1- 0				
0- 0	0- 0	0- 0	NEUTRAL	0- 0	0- 0	0- 0				

RPI 1-25				RPI 26-50				RPI 51-100				RPI 101+ Team's RPI: 149			
RPI	S	Opponent	Score	RPI	S	Opponent	Score	RPI	S	Opponent	Score	RPI	S	Opponent	Score
19	H	UCF	49 62	26	N	UCLA	60 56	53	A	LSU	49 78	121	H	Grambling	67 50
24	N	Kentucky	63 85	42	N	North Carolina	69 71	77	N	Creighton	76 83	133	H	Oklahoma	87 70
												147	N	Virginia	67 74
												162	A	Ohio St.	71 47
												214	H	Bethune-Cookman	88 39
												218	H	George Washington	63 30
												239	A	Temple	63 53
												298	H	Albany (NY)	74 37
												306	H	Vermont	102 55
												323	H	New Hampshire	79 36
LAST 12 Division I GAMES:															
77	N	Creighton	76 83	19	H	UCF	49 62	239	A	Temple	63 53	53	A	LSU	49 78
306	H	Vermont	102 55	42	N	North Carolina	69 71	147	N	Virginia	67 74	323	H	New Hampshire	79 36
121	H	Grambling	67 50	26	N	UCLA	60 56	24	N	Kentucky	63 85				

Non-Div I Games:

South Fla.

Average RPI Win:	281	WON-LOST	WINNING	LAST 10	STRENGTH OF	OPP. STRENGTH	TEAM	ADJ.	CONF.	ADJ CONF.
Average RPI Loss:	151	RECORD	PCT. RANK	GAMES	SCHEDULE	OF SCHEDULE	RPI	RPI	RPI	RPI
DIV. I ONLY	4- 7	236	6-4	166	333	207	207	20	20	
DIV. I NON-CONF.	3- 6	241	0- 0	172	324	228	228	20	20	

TOTALS	RPI 1-25	RPI 26-50	W-L RECORDS	RPI 51-100	RPI 101-150	RPI 150+				
4- 7	0- 1	0- 0	OVERALL	0- 0	0- 2	4- 4				
1- 2	0- 0	0- 0	HOME	0- 0	0- 2	1- 0				
3- 4	0- 1	0- 0	AWAY	0- 0	0- 0	3- 3				
0- 1	0- 0	0- 0	NEUTRAL	0- 0	0- 0	0- 1				
3- 6	0- 1	0- 0	NON-CONFERENCE	0- 0	0- 1	3- 4				
1- 1	0- 0	0- 0	HOME	0- 0	0- 1	1- 0				
2- 4	0- 1	0- 0	AWAY	0- 0	0- 0	2- 3				
0- 1	0- 0	0- 0	NEUTRAL	0- 0	0- 0	0- 1				
1- 1	0- 0	0- 0	CONFERENCE	0- 0	0- 1	1- 0				
0- 1	0- 0	0- 0	HOME	0- 0	0- 1	0- 0				
1- 0	0- 0	0- 0	AWAY	0- 0	0- 0	1- 0				
0- 0	0- 0	0- 0	NEUTRAL	0- 0	0- 0	0- 0				

RPI 1-25				RPI 26-50				RPI 51-100				RPI 101+ Team's RPI: 207			
RPI	S	Opponent	Score	RPI	S	Opponent	Score	RPI	S	Opponent	Score	RPI	S	Opponent	Score
15	A	Mississippi St.	53 88									115	H	UT Martin	73 80
												137	H	Indiana St.	51 62
												152	A	Southern Ill.	40 60
												163	N	North Ala.	67 80
												178	A	Bradley	79 85
												219	H	Western Ill.	81 71
												232	A	SIUE	62 52
												296	A	Memphis	57 69
												326	A	NJIT	68 58
												345	A	Evansville	54 50

LAST 12 Division I GAMES:															
137	H	Indiana St.	51 62	115	H	UT Martin	73 80								
326	A	NJIT	68 58	232	A	SIUE	62 52								
163	N	North Ala.	67 80	296	A	Memphis	57 69								
219	H	Western Ill.	81 71	345	A	Evansville	54 50								
152	A	Southern Ill.	40 60	15	A	Mississippi St.	53 88								
178	A	Bradley	79 85												

Non-Div I Games: Ill.-Springfield 82 46 Harris-Stowe 80 65

Average RPI Win:	307	WON-LOST	WINNING	LAST 10	STRENGTH OF	OPP. STRENGTH	TEAM	ADJ.	CONF.	ADJ CONF.
Average RPI Loss:	150	RECORD	PCT. RANK	GAMES	SCHEDULE	OF SCHEDULE	RPI	RPI	RPI	RPI
DIV. I ONLY	5- 6	199	4-6	300	281	231	231	24	24	
DIV. I NON-CONF.	4- 5	190	0- 0	290	304	227	227	21	21	

TOTALS	RPI 1-25	RPI 26-50	W-L RECORDS	RPI 51-100	RPI 101-150	RPI 150+				
5- 6	0- 0	0- 1	OVERALL	0- 1	0- 1	5- 3				
2- 2	0- 0	0- 1	HOME	0- 0	0- 0	2- 1				
3- 4	0- 0	0- 0	AWAY	0- 1	0- 1	3- 2				
0- 0	0- 0	0- 0	NEUTRAL	0- 0	0- 0	0- 0				
4- 5	0- 0	0- 0	NON-CONFERENCE	0- 1	0- 1	4- 3				
1- 1	0- 0	0- 0	HOME	0- 0	0- 0	1- 1				
3- 4	0- 0	0- 0	AWAY	0- 1	0- 1	3- 2				
0- 0	0- 0	0- 0	NEUTRAL	0- 0	0- 0	0- 0				
1- 1	0- 0	0- 1	CONFERENCE	0- 0	0- 0	1- 0				
1- 1	0- 0	0- 1	HOME	0- 0	0- 0	1- 0				
0- 0	0- 0	0- 0	AWAY	0- 0	0- 0	0- 0				
0- 0	0- 0	0- 0	NEUTRAL	0- 0	0- 0	0- 0				

RPI	S	Opponent	Score	RPI	S	Opponent	Score	RPI	S	Opponent	Score	RPI	S	Opponent	Score	Team's RPI: 231
48	H	SFA	51 62	53	A	LSU	52 72	105	A	Al abama	40 88	186	A	Loui si ana Tech	53 72	
								217	A	SMU	63 62	251	H	Southern Mi ss.	52 59	
								256	A	Al abama A&M	48 51	315	H	La. -Monroe	49 42	
								322	H	Central Ark.	62 53	331	A	Jackson St.	50 45	
								348	A	Al corn	77 59					

LAST 12 Division I GAMES:																
256	A	Al abama A&M	48 51	322	H	Central Ark.	62 53									
186	A	Loui si ana Tech	53 72	48	H	SFA	51 62									
331	A	Jackson St.	50 45	53	A	LSU	52 72									
217	A	SMU	63 62	251	H	Southern Mi ss.	52 59									
348	A	Al corn	77 59	315	H	La. -Monroe	49 42									
105	A	Al abama	40 88													

Non-Div I Games: Mobile 70 57 Xavier (LA) 47 59

Southeastern La.

Average RPI Win: 196		WON-LOST	WINNING	LAST 10	STRENGTH OF	OPP. STRENGTH	TEAM	ADJ.	CONF.	ADJ CONF.
Loss: 24		RECORD	PCT. RANK	GAMES	SCHEDULE	OF SCHEDULE	RPI	RPI	RPI	RPI
DIV. I ONLY		10- 4	69	6-4	127	56	49	49	2	2
DIV. I NON-CONF.		10- 1	19	0- 0	223	142	43	43	2	2
TOTALS		RPI 1-25	RPI 26-50		W-L RECORDS		RPI 51-100	RPI 101-150	RPI 150+	
10- 4	0- 2	0- 2		OVERALL		0- 0	2- 0	8- 0		
5- 1	0- 0	0- 1		HOME		0- 0	1- 0	4- 0		
4- 3	0- 2	0- 1		AWAY		0- 0	1- 0	3- 0		
1- 0	0- 0	0- 0		NEUTRAL		0- 0	0- 0	1- 0		
10- 1	0- 0	0- 1		NON-CONFERENCE		0- 0	2- 0	8- 0		
5- 0	0- 0	0- 0		HOME		0- 0	1- 0	4- 0		
4- 1	0- 0	0- 1		AWAY		0- 0	1- 0	3- 0		
1- 0	0- 0	0- 0		NEUTRAL		0- 0	0- 0	1- 0		
0- 3	0- 2	0- 1		CONFERENCE		0- 0	0- 0	0- 0		
0- 1	0- 0	0- 1		HOME		0- 0	0- 0	0- 0		
0- 2	0- 2	0- 0		AWAY		0- 0	0- 0	0- 0		
0- 0	0- 0	0- 0		NEUTRAL		0- 0	0- 0	0- 0		

RPI 1-25					
RPI	S	Opponent	Score		
4	A	Stanford	64	72	
21	A	Cal i forni a	59	66	
Team's RPI : 49					
RPI 26-50					
RPI	S	Opponent	Score		
26	H	UCLA	65	72	
43	A	Texas A&M	51	71	
RPI 51-100					
RPI	S	Opponent	Score		
116	H	Fresno St.	62	61	
135	A	UT Arlington	73	61	
154	H	CSUN	58	42	
158	N	Utah St.	55	46	
167	H	Santa Clara	77	46	
196	H	UC Riverside	73	55	
230	A	Nevada	72	51	
241	A	Long Beach St.	86	50	
264	A	UNLV	86	72	
299	H	UC Santa Barbara	82	39	
LAST 12 Division I GAMES:					
264	A	UNLV	86	72	
116	H	Fresno St.	62	61	
230	A	Nevada	72	51	
158	N	Utah St.	55	46	
167	H	Santa Clara	77	46	
299	H	UC Santa Barbara	82	39	
21	A	Cal i forni a	59	66	
4	A	Stanford	64	72	
26	H	UCLA	65	72	
135	A	UT Arlington	73	61	
43	A	Texas A&M	51	71	
154	H	CSUN	58	42	

Non-Div I Games:

Southern California

Average RPI Win:	194	WON-LOST	WINNING	LAST 10	STRENGTH OF	OPP. STRENGTH	TEAM	ADJ.	CONF.	ADJ CONF.
Average RPI Loss:	116	RECORD	PCT. RANK	GAMES	SCHEDULE	OF SCHEDULE	RPI	RPI	RPI	RPI
DIV. I ONLY	8- 5	109	6-4	201	118	152	152	13	13	
DIV. I NON-CONF.	7- 4	109	0- 0	151	76	93	93	13	13	

TOTALS	RPI 1-25	RPI 26-50	W-L RECORDS	RPI 51-100	RPI 101-150	RPI 150+				
8- 5	0- 1	0- 0	OVERALL	2- 0	1- 3	5- 1				
6- 1	0- 0	0- 0	HOME	1- 0	1- 1	4- 0				
1- 3	0- 0	0- 0	AWAY	0- 0	0- 2	1- 1				
1- 1	0- 1	0- 0	NEUTRAL	1- 0	0- 0	0- 0				
7- 4	0- 1	0- 0	NON-CONFERENCE	2- 0	1- 2	4- 1				
5- 0	0- 0	0- 0	HOME	1- 0	1- 0	3- 0				
1- 3	0- 0	0- 0	AWAY	0- 0	0- 2	1- 1				
1- 1	0- 1	0- 0	NEUTRAL	1- 0	0- 0	0- 0				
1- 1	0- 0	0- 0	CONFERENCE	0- 0	0- 1	1- 0				
1- 1	0- 0	0- 0	HOME	0- 0	0- 1	1- 0				
0- 0	0- 0	0- 0	AWAY	0- 0	0- 0	0- 0				
0- 0	0- 0	0- 0	NEUTRAL	0- 0	0- 0	0- 0				

RPI 1-25				RPI 26-50				RPI 51-100				RPI 101+				Team's RPI: 152
RPI	S	Opponent	Score	RPI	S	Opponent	Score	RPI	S	Opponent	Score	RPI	S	Opponent	Score	
13	N	Arizona St.	38 82					77	H	Northern Ill.	82 73	102	H	IUPUI	78 73	
								90	N	Hartford	72 50	111	A	Western Ky.	76 83	
												115	A	UT Martin	94 95	
												137	H	Indiana St.	58 61	
												202	A	Saint Louis	58 62	
												207	H	Southeast Mo. St.	60 40	
												209	H	Eastern Ill.	73 59	
												257	H	Marshall	58 49	
												265	A	Murray St.	65 59	
												345	H	Evansville	67 47	
LAST 12 Division I GAMES:																
202	A	Saint Louis	58 62	137	H	Indiana St.	58 61									
13	N	Arizona St.	38 82	345	H	Evansville	67 47									
90	N	Hartford	72 50	102	H	IUPUI	78 73									
111	A	Western Ky.	76 83	265	A	Murray St.	65 59									
257	H	Marshall	58 49	209	H	Eastern Ill.	73 59									
207	H	Southeast Mo. St.	60 40	77	H	Northern Ill.	82 73									

Non-Div I Games:

Southern Ill.

Average RPI Win:	247	WON-LOST	WINNING	LAST 10	STRENGTH OF	OPP. STRENGTH	TEAM	ADJ.	CONF.	ADJ CONF.
Average RPI Loss:	115	RECORD	PCT. RANK	GAMES	SCHEDULE	OF SCHEDULE	RPI	RPI	RPI	RPI
DIV. I ONLY	6- 7	188	4-6	216	231	251	251	18	18	
DIV. I NON-CONF.	6- 5	143	0- 0	272	206	244	244	19	19	

TOTALS	RPI 1-25	RPI 26-50	W-L RECORDS	RPI 51-100	RPI 101-150	RPI 150+				
6- 7	0- 1	0- 0	OVERALL	0- 1	1- 3	5- 2				
5- 5	0- 1	0- 0	HOME	0- 0	1- 2	4- 2				
1- 2	0- 0	0- 0	AWAY	0- 1	0- 1	1- 0				
0- 0	0- 0	0- 0	NEUTRAL	0- 0	0- 0	0- 0				
6- 5	0- 1	0- 0	NON-CONFERENCE	0- 1	1- 2	5- 1				
5- 3	0- 1	0- 0	HOME	0- 0	1- 1	4- 1				
1- 2	0- 0	0- 0	AWAY	0- 1	0- 1	1- 0				
0- 0	0- 0	0- 0	NEUTRAL	0- 0	0- 0	0- 0				
0- 2	0- 0	0- 0	CONFERENCE	0- 0	0- 1	0- 1				
0- 2	0- 0	0- 0	HOME	0- 0	0- 1	0- 1				
0- 0	0- 0	0- 0	AWAY	0- 0	0- 0	0- 0				
0- 0	0- 0	0- 0	NEUTRAL	0- 0	0- 0	0- 0				

RPI 1-25				RPI 26-50				RPI 51-100				RPI 101+ Team's RPI: 251			
RPI	S	Opponent	Score	RPI	S	Opponent	Score	RPI	S	Opponent	Score	RPI	S	Opponent	Score
15	H	Mississippi St.	42 86					75	A	Tulane	54 71	103	H	Rice	47 58
												118	H	Houston	44 61
												121	H	Grambling	68 47
												124	A	South Alabama	68 77
												173	H	North Texas	48 62
												197	H	Sam Houston St.	61 65
												204	H	Samford	76 40
												231	A	Southeastern La.	59 52
												254	H	Mississippi Val.	67 60
												325	H	Northwestern St.	69 54
												348	H	Alcorn	66 47
LAST 12 Division I GAMES:															
				75	A	Tulane	54 71	173	H	North Texas	48 62				
				325	H	Northwestern St.	69 54	103	H	Rice	47 58				
				197	H	Sam Houston St.	61 65	118	H	Houston	44 61				
				254	H	Mississippi Val.	67 60	231	A	Southeastern La.	59 52				
				204	H	Samford	76 40	15	H	Mississippi St.	42 86				
				124	A	South Alabama	68 77	348	H	Alcorn	66 47				

Non-Div I Games: William Carey 74 48 Blue Mountain (MS) 84 38

Southern Miss.

Average RPI Win: **261**
 Average RPI Loss: **83**

WON-LOST
RECORD

WINNING
PCT. RANK

LAST 10
GAMES

STRENGTH OF
SCHEDULE

OPP. STRENGTH
OF SCHEDULE

TEAM
RPI

ADJ.
RPI

CONF.
RPI

ADJ CONF.
RPI

DIV. I ONLY	1- 8	327	2-8	6	142	192	192	28	28
DIV. I NON-CONF.	0- 7	336	0- 0	1	147	125	125	25	25
<hr/>									
TOTALS	RPI 1-25	RPI 26-50	W-L RECORDS	RPI 51-100	RPI 101-150	RPI 150+			
1- 8	0- 3	0- 0	OVERALL	0- 2	0- 1	1- 2			
1- 2	0- 0	0- 0	HOME	0- 0	0- 1	1- 1			
0- 6	0- 3	0- 0	AWAY	0- 2	0- 0	0- 1			
0- 0	0- 0	0- 0	NEUTRAL	0- 0	0- 0	0- 0			
0- 7	0- 3	0- 0	NON-CONFERENCE	0- 2	0- 1	0- 1			
0- 1	0- 0	0- 0	HOME	0- 0	0- 1	0- 0			
0- 6	0- 3	0- 0	AWAY	0- 2	0- 0	0- 1			
0- 0	0- 0	0- 0	NEUTRAL	0- 0	0- 0	0- 0			
1- 1	0- 0	0- 0	CONFERENCE	0- 0	0- 0	1- 1			
1- 1	0- 0	0- 0	HOME	0- 0	0- 0	1- 1			
0- 0	0- 0	0- 0	AWAY	0- 0	0- 0	0- 0			
0- 0	0- 0	0- 0	NEUTRAL	0- 0	0- 0	0- 0			

RPI 1-25				RPI 26-50				RPI 51-100				RPI 101+ Team's RPI: 192			
RPI	S	Opponent	Score	RPI	S	Opponent	Score	RPI	S	Opponent	Score	RPI	S	Opponent	Score
5	A	Baylor	49 94					68	A	Michigan	35 76	124	H	South Alabama	49 53
13	A	Arizona St.	47 69					84	A	TCU	40 69	159	H	Prairie View	54 55
24	A	Kentucky	41 91									184	A	Texas Tech	58 76
												261	H	Texas Southern	63 61
<hr/>															
LAST 12 Division I GAMES:															
124	H	South Alabama	49 53	261	H	Texas Southern	63 61	124	H	South Alabama	49 53	261	H	Texas Southern	63 61
5	A	Baylor	49 94	159	H	Prairie View	54 55	159	H	Prairie View	54 55	159	H	Prairie View	54 55
24	A	Kentucky	41 91	68	A	Michigan	35 76	68	A	Michigan	35 76	68	A	Michigan	35 76
				184	A	Texas Tech	58 76	184	A	Texas Tech	58 76	184	A	Texas Tech	58 76
				84	A	TCU	40 69	84	A	TCU	40 69	84	A	TCU	40 69
				13	A	Arizona St.	47 69	13	A	Arizona St.	47 69	13	A	Arizona St.	47 69

Non-Div I Games: Dillard 61 63 Wiley 89 58 Louisiana Col. 77 53 Millsaps 71 36 Southern U.

Loss, Non-Conf, S Site, H Home A Away N Neutral

Average RPI Win:	218	WON-LOST	WINNING	LAST 10	STRENGTH OF	OPP. STRENGTH	TEAM	ADJ.	CONF.	ADJ CONF.
Average RPI Loss:	121	RECORD	PCT. RANK	GAMES	SCHEDULE	OF SCHEDULE	RPI	RPI	RPI	RPI
DIV. I ONLY	4- 9	255	3-7	95	252	216	216	14	14	
DIV. I NON-CONF.	3- 6	241	0- 1	39	281	192	192	11	11	

TOTALS	RPI 1-25	RPI 26-50	W-L RECORDS	RPI 51-100	RPI 101-150	RPI 150+				
4- 9	0- 0	1- 1	OVERALL	0- 2	0- 2	3- 4				
4- 2	0- 0	1- 0	HOME	0- 0	0- 1	3- 1				
0- 7	0- 0	0- 1	AWAY	0- 2	0- 1	0- 3				
0- 0	0- 0	0- 0	NEUTRAL	0- 0	0- 0	0- 0				
3- 6	0- 0	1- 1	NON-CONFERENCE	0- 1	0- 0	2- 4				
3- 1	0- 0	1- 0	HOME	0- 0	0- 0	2- 1				
0- 5	0- 0	0- 1	AWAY	0- 1	0- 0	0- 3				
0- 0	0- 0	0- 0	NEUTRAL	0- 0	0- 0	0- 0				
1- 3	0- 0	0- 0	CONFERENCE	0- 1	0- 2	1- 0				
1- 1	0- 0	0- 0	HOME	0- 0	0- 1	1- 0				
0- 2	0- 0	0- 0	AWAY	0- 1	0- 1	0- 0				
0- 0	0- 0	0- 0	NEUTRAL	0- 0	0- 0	0- 0				

RPI	S	Opponent	Score	RPI	S	Opponent	Score	RPI	S	Opponent	Score	RPI	S	Opponent	Score	Team's RPI: 216
38	H	BYU	67 64	73	A	Montana	57 79	104	H	Idaho St.	57 69	109	A	Montana St.	64 69	
45	A	Boise St.	53 88	99	A	UC Davis	45 68	151	A	UC Irvine	58 75	156	A	Oral Roberts	59 64	
								157	H	Denver	70 71	196	A	UC Riverside	50 56	
								221	H	San Diego	69 59	273	H	Utah Valley	60 59	
								339	H	Weber St.	84 79					

LAST 12 Division I GAMES:																
196	A	UC Riverside	50 56	73	A	Montana	57 79	109	A	Montana St.	64 69	45	A	Boise St.	53 88	
339	H	Weber St.	84 79	157	H	Denver	70 71	273	H	Utah Valley	60 59	156	A	Oral Roberts	59 64	
104	H	Idaho St.	57 69													
38	H	BYU	67 64													
99	A	UC Davis	45 68													
151	A	UC Irvine	58 75													

Non-Div I Games:

Southern Utah

Average RPI	Win:	285	WON-LOST	WINNING	LAST 10	STRENGTH OF	OPP. STRENGTH	TEAM	ADJ.	CONF.	ADJ CONF.
Average RPI	Loss:	128	RECORD	PCT. RANK	GAMES	SCHEDULE	OF SCHEDULE	RPI	RPI	RPI	RPI
DIV. I ONLY		3- 11		295	1-9	86	267	235	235	17	17
DIV. I NON-CONF.		3- 10		278	0- 0	77	279	233	233	18	18

TOTALS	RPI 1-25		RPI 26-50		W-L RECORDS	RPI 51-100		RPI 101-150		RPI 150+	
3- 11	0- 0		0- 1		OVERALL	0- 3		0- 3		3- 4	
2- 4	0- 0		0- 0		HOME	0- 1		0- 2		2- 1	
1- 6	0- 0		0- 0		AWAY	0- 2		0- 1		1- 3	
0- 1	0- 0		0- 1		NEUTRAL	0- 0		0- 0		0- 0	
3- 10	0- 0		0- 1		NON-CONFERENCE	0- 3		0- 2		3- 4	
2- 3	0- 0		0- 0		HOME	0- 1		0- 1		2- 1	
1- 6	0- 0		0- 0		AWAY	0- 2		0- 1		1- 3	
0- 1	0- 0		0- 1		NEUTRAL	0- 0		0- 0		0- 0	
0- 1	0- 0		0- 0		CONFERENCE	0- 0		0- 1		0- 0	
0- 1	0- 0		0- 0		HOME	0- 0		0- 1		0- 0	
0- 0	0- 0		0- 0		AWAY	0- 0		0- 0		0- 0	
0- 0	0- 0		0- 0		NEUTRAL	0- 0		0- 0		0- 0	

RPI	S	Opponent	Score	RPI	S	Opponent	Score	RPI	S	Opponent	Score	RPI	S	Opponent	Score	Team's RPI: 235
				41	N	Ohio	53 70	65	A	Buffalo	43 90	113	H	Kent St.	64 76	
								70	H	Bucknell	46 77	119	A	Georgia	40 67	
								88	A	Penn St.	65 80	125	H	Duquesne	54 60	
												157	A	Denver	62 76	
												182	A	Akron	58 67	
												195	A	Cornell	44 58	
												249	H	Hofstra	59 67	
												266	A	Niagara	74 48	
												269	H	Siena	74 58	
												319	H	Canisius	100 94	

LAST 12 Division I GAMES:																
125	H	Duquesne	54 60	113	H	Kent St.	64 76	88	A	Penn St.	65 80	269	H	Siena	74 58	
195	A	Cornell	44 58	70	H	Bucknell	46 77	182	A	Akron	58 67	70	H	Bucknell	46 77	
65	A	Buffalo	43 90	157	A	Denver	62 76									
41	N	Ohio	53 70													
249	H	Hofstra	59 67													
319	H	Canisius	100 94													

Non-Div I Games:

St. Bonaventure

Average RPI Win: 299

WON-LOST

WINNING

LAST 10

STRENGTH OF

OPP. STRENGTH

TEAM

ADJ.

CONF.

ADJ CONF.

Average RPI Loss: 209

RECORD

PCT. RANK

GAMES

SCHEDULE

OF SCHEDULE

RPI

RPI

RPI

RPI

DIV. I ONLY	7- 6	151	5-5	344	320	275	275	31	31
DIV. I NON-CONF.	5- 6	177	0- 0	332	318	286	286	31	31
TOTALS	RPI 1-25	RPI 26-50	W-L RECORDS	RPI 51-100	RPI 101-150	RPI 150+			
7- 6	0- 0	0- 0	OVERALL	0- 1	0- 2	7- 3			
3- 2	0- 0	0- 0	HOME	0- 0	0- 1	3- 1			
3- 3	0- 0	0- 0	AWAY	0- 1	0- 1	3- 1			
1- 1	0- 0	0- 0	NEUTRAL	0- 0	0- 0	1- 1			
5- 6	0- 0	0- 0	NON-CONFERENCE	0- 1	0- 2	5- 3			
2- 2	0- 0	0- 0	HOME	0- 0	0- 1	2- 1			
2- 3	0- 0	0- 0	AWAY	0- 1	0- 1	2- 1			
1- 1	0- 0	0- 0	NEUTRAL	0- 0	0- 0	1- 1			
2- 0	0- 0	0- 0	CONFERENCE	0- 0	0- 0	2- 0			
1- 0	0- 0	0- 0	HOME	0- 0	0- 0	1- 0			
1- 0	0- 0	0- 0	AWAY	0- 0	0- 0	1- 0			
0- 0	0- 0	0- 0	NEUTRAL	0- 0	0- 0	0- 0			

RPI	S	Opponent	Score	RPI	S	Opponent	Score	RPI	S	Opponent	Score	RPI	S	Opponent	Score
100	A	Seton Hall	77	100	A	Seton Hall	77	100	A	Seton Hall	77	100	A	Seton Hall	77
101	H	Princeton	64	101	H	Princeton	64	101	H	Princeton	64	101	H	Princeton	64
134	A	Stony Brook	67	134	A	Stony Brook	67	134	A	Stony Brook	67	134	A	Stony Brook	67
191	A	Morehead St.	101	191	A	Morehead St.	101	191	A	Morehead St.	101	191	A	Morehead St.	101
294	H	Saint Peter's	74	294	H	Saint Peter's	74	294	H	Saint Peter's	74	294	H	Saint Peter's	74
298	H	Albany (NY)	60	298	H	Albany (NY)	60	298	H	Albany (NY)	60	298	H	Albany (NY)	60
307	A	Loyola Maryland	75	307	A	Loyola Maryland	75	307	A	Loyola Maryland	75	307	A	Loyola Maryland	75
308	N	Valparaiso	76	308	N	Valparaiso	76	308	N	Valparaiso	76	308	N	Valparaiso	76
309	A	Bryant	60	309	A	Bryant	60	309	A	Bryant	60	309	A	Bryant	60
311	A	Army West Point	57	311	A	Army West Point	57	311	A	Army West Point	57	311	A	Army West Point	57
318	H	Wagner	76	318	H	Wagner	76	318	H	Wagner	76	318	H	Wagner	76
335	N	Chicago St.	110	335	N	Chicago St.	110	335	N	Chicago St.	110	335	N	Chicago St.	110
341	H	Manhattan	73	341	H	Manhattan	73	341	H	Manhattan	73	341	H	Manhattan	73

LAST 12 Division I GAMES:

309	A	Bryant	60	55	101	H	Princeton	64	83
318	H	Wagner	76	61	298	H	Albany (NY)	60	67
134	A	Stony Brook	67	74	294	H	Saint Peter's	74	70
191	A	Morehead St.	101	94	307	A	Loyola Maryland	75	70
308	N	Valparaiso	76	78	311	A	Army West Point	57	69
335	N	Chicago St.	110	73	100	A	Seton Hall	77	100

St. Francis Brooklyn

St. Francis Brooklyn

Non-Div I Games: Mercy

102 51

St. Francis Brooklyn

Average RPI	Win:	220	WON-LOST	WINNING	LAST 10	STRENGTH OF	OPP. STRENGTH	TEAM	ADJ.	CONF.	ADJ CONF.
Average RPI	Loss:	51	RECORD	PCT. RANK	GAMES	SCHEDULE	OF SCHEDULE	RPI	RPI	RPI	RPI
DIV. I ONLY		8- 6		132	5-5	66	117	65	65	5	5
DIV. I NON-CONF.		7- 4		109	0- 0	130	124	81	81	5	5

TOTALS	RPI 1-25		RPI 26-50		W-L RECORDS	RPI 51-100		RPI 101-150		RPI 150+	
8- 6	0- 3		0- 0		OVERALL	1- 3		2- 0		5- 0	
2- 1	0- 1		0- 0		HOME	0- 0		1- 0		1- 0	
4- 4	0- 1		0- 0		AWAY	0- 3		1- 0		3- 0	
2- 1	0- 1		0- 0		NEUTRAL	1- 0		0- 0		1- 0	
7- 4	0- 2		0- 0		NON-CONFERENCE	1- 2		1- 0		5- 0	
2- 1	0- 1		0- 0		HOME	0- 0		1- 0		1- 0	
3- 2	0- 0		0- 0		AWAY	0- 2		0- 0		3- 0	
2- 1	0- 1		0- 0		NEUTRAL	1- 0		0- 0		1- 0	
1- 2	0- 1		0- 0		CONFERENCE	0- 1		1- 0		0- 0	
0- 0	0- 0		0- 0		HOME	0- 0		0- 0		0- 0	
1- 2	0- 1		0- 0		AWAY	0- 1		1- 0		0- 0	
0- 0	0- 0		0- 0		NEUTRAL	0- 0		0- 0		0- 0	

RPI 1-25				RPI 26-50				RPI 51-100 Team's RPI: 65				RPI 101+			
RPI	S	Opponent	Score	RPI	S	Opponent	Score	RPI	S	Opponent	Score	RPI	S	Opponent	Score
6	N	UConn	55 65					69	A	James Madison	51 64	120	H	Yale	56 52
17	A	Butler	45 66					74	N	Purdue	68 62	144	A	Xavier	76 57
20	H	Florida St.	53 57					91	A	Wake Forest	59 64	228	N	Ole Miss	64 59
								100	A	Seton Hall	67 77	258	A	La Salle	83 57
												282	A	Iona	61 35
												311	A	Army West Point	60 49
												346	H	Delaware St.	82 44

LAST 12 Division I GAMES:															
17	A	Butler	45 66	69	A	James Madison	51 64	258	A	La Salle	83 57				
144	A	Xavier	76 57					20	H	Florida St.	53 57				
100	A	Seton Hall	67 77					120	H	Yale	56 52				
228	N	Ole Miss	64 59					91	A	Wake Forest	59 64				
6	N	UConn	55 65					346	H	Delaware St.	82 44				
74	N	Purdue	68 62												

Non-Div I Games:

St. John's (NY)

Average RPI Win:	113	WON-LOST	WINNING	LAST 10	STRENGTH OF	OPP. STRENGTH	TEAM	ADJ.	CONF.	ADJ CONF.
Average RPI Loss:	11	RECORD	PCT. RANK	GAMES	SCHEDULE	OF SCHEDULE	RPI	RPI	RPI	RPI
DIV. I ONLY	12- 1	13	9-1	11	38	4	4	2	2	
DIV. I NON-CONF.	10- 1	19	0- 0	20	58	4	4	2	2	

TOTALS	RPI 1-25	RPI 26-50	W-L RECORDS	RPI 51-100	RPI 101-150	RPI 150+				
12- 1	2- 1	2- 0	OVERALL	3- 0	1- 0	4- 0				
7- 0	1- 0	2- 0	HOME	1- 0	1- 0	2- 0				
3- 1	1- 1	0- 0	AWAY	1- 0	0- 0	1- 0				
2- 0	0- 0	0- 0	NEUTRAL	1- 0	0- 0	1- 0				
10- 1	2- 1	0- 0	NON-CONFERENCE	3- 0	1- 0	4- 0				
5- 0	1- 0	0- 0	HOME	1- 0	1- 0	2- 0				
3- 1	1- 1	0- 0	AWAY	1- 0	0- 0	1- 0				
2- 0	0- 0	0- 0	NEUTRAL	1- 0	0- 0	1- 0				
2- 0	0- 0	2- 0	CONFERENCE	0- 0	0- 0	0- 0				
2- 0	0- 0	2- 0	HOME	0- 0	0- 0	0- 0				
0- 0	0- 0	0- 0	AWAY	0- 0	0- 0	0- 0				
0- 0	0- 0	0- 0	NEUTRAL	0- 0	0- 0	0- 0				

RPI	S	Opponent	Score	RPI	S	Opponent	Score	RPI	S	Opponent	Score	RPI	S	Opponent	Score
5	H	Bayl or	68 63	26	H	UCLA	86 80	65	A	Buffal o	62 55	139	H	Idaho	115 71
11	A	Gonzaga	73 79	49	H	Southern Cal i forn i a	72 64	97	N	FGCU	88 65	154	H	CSUN	69 43
23	A	Tennessee	95 85					99	H	UC Davi s	71 43	168	N	Ameri can	71 49
												242	H	San Franci sco	96 62
												291	A	Hawai i	81 59

LAST 12 Division I GAMES:															
26	H	UCLA	86 80	65	A	Buffal o	62 55	23	A	Tennessee	95 85	5	H	Bayl or	68 63
49	H	Southern Cal i forn i a	72 64					11	A	Gonzaga	73 79				
154	H	CSUN	69 43					291	A	Hawai i	81 59				
97	N	FGCU	88 65					168	N	Ameri can	71 49				
242	H	San Franci sco	96 62												
139	H	Idaho	115 71												

Non-Div I Games:

Stanford

Average RPI Win:	272	WON-LOST	WINNING	LAST 10	STRENGTH OF	OPP. STRENGTH	TEAM	ADJ.	CONF.	ADJ CONF.
Average RPI Loss:	94	RECORD	PCT. RANK	GAMES	SCHEDULE	OF SCHEDULE	RPI	RPI	RPI	RPI
DIV. I ONLY	4- 9	255	6-4	102	173	226	226	26	26	
DIV. I NON-CONF.	3- 9	271	0- 0	67	161	235	235	27	27	

TOTALS	RPI 1-25	RPI 26-50	W-L RECORDS	RPI 51-100	RPI 101-150	RPI 150+				
4- 9	0- 2	0- 1	OVERALL	0- 3	0- 2	4- 1				
4- 2	0- 1	0- 0	HOME	0- 1	0- 0	4- 0				
0- 4	0- 1	0- 1	AWAY	0- 0	0- 2	0- 0				
0- 3	0- 0	0- 0	NEUTRAL	0- 2	0- 0	0- 1				
3- 9	0- 2	0- 1	NON-CONFERENCE	0- 3	0- 2	3- 1				
3- 2	0- 1	0- 0	HOME	0- 1	0- 0	3- 0				
0- 4	0- 1	0- 1	AWAY	0- 0	0- 2	0- 0				
0- 3	0- 0	0- 0	NEUTRAL	0- 2	0- 0	0- 1				
1- 0	0- 0	0- 0	CONFERENCE	0- 0	0- 0	1- 0				
1- 0	0- 0	0- 0	HOME	0- 0	0- 0	1- 0				
0- 0	0- 0	0- 0	AWAY	0- 0	0- 0	0- 0				
0- 0	0- 0	0- 0	NEUTRAL	0- 0	0- 0	0- 0				

RPI 1-25				RPI 26-50				RPI 51-100				RPI 101+ Team's RPI: 226			
RPI	S	Opponent	Score	RPI	S	Opponent	Score	RPI	S	Opponent	Score	RPI	S	Opponent	Score
19	H	UCF	55 78	33	A	Texas	46 65	76	H	Penn	53 75	105	A	Al abama	47 59
23	A	Tennessee	55 65					95	N	Marist	69 76	148	A	Tul sa	54 55
								96	N	Wright St.	44 57	165	H	North Dakota	74 63
												249	N	Hofstra	50 53
												270	H	Li berty	69 52
												321	H	North Dakota St.	60 59
												332	H	Fl ori da A&M	69 44
LAST 12 Division I GAMES:															
270	H	Li berty	69 52	332	H	Fl ori da A&M	69 44	165	H	North Dakota	74 63				
76	H	Penn	53 75	33	A	Texas	46 65	23	A	Tennessee	55 65				
321	H	North Dakota St.	60 59	23	A	Tennessee	55 65	105	A	Al abama	47 59				
96	N	Wright St.	44 57	105	A	Al abama	47 59	249	N	Hofstra	50 53				
95	N	Marist	69 76												
19	H	UCF	55 78												

Non-Div I Games: Central St. (OH) 81 51 Webber Int'l 80 52

Stetson

Average RPI Win:	259	WON-LOST	WINNING	LAST 10	STRENGTH OF	OPP. STRENGTH	TEAM	ADJ.	CONF.	ADJ CONF.
Average RPI Loss:	67	RECORD	PCT. RANK	GAMES	SCHEDULE	OF SCHEDULE	RPI	RPI	RPI	RPI
DIV. I ONLY	11- 3	44	8-2	288	244	134	134	23	23	
DIV. I NON-CONF.	10- 2	37	0- 0	285	262	95	95	23	23	

TOTALS	RPI 1-25	RPI 26-50	W-L RECORDS	RPI 51-100	RPI 101-150	RPI 150+				
11- 3	0- 1	0- 0	OVERALL	1- 2	0- 0	10- 0				
7- 1	0- 0	0- 0	HOME	0- 1	0- 0	7- 0				
4- 2	0- 1	0- 0	AWAY	1- 1	0- 0	3- 0				
0- 0	0- 0	0- 0	NEUTRAL	0- 0	0- 0	0- 0				
10- 2	0- 1	0- 0	NON-CONFERENCE	1- 1	0- 0	9- 0				
6- 0	0- 0	0- 0	HOME	0- 0	0- 0	6- 0				
4- 2	0- 1	0- 0	AWAY	1- 1	0- 0	3- 0				
0- 0	0- 0	0- 0	NEUTRAL	0- 0	0- 0	0- 0				
1- 1	0- 0	0- 0	CONFERENCE	0- 1	0- 0	1- 0				
1- 1	0- 0	0- 0	HOME	0- 1	0- 0	1- 0				
0- 0	0- 0	0- 0	AWAY	0- 0	0- 0	0- 0				
0- 0	0- 0	0- 0	NEUTRAL	0- 0	0- 0	0- 0				

RPI 1-25				RPI 26-50				RPI 51-100				RPI 101+				Team's RPI: 134
RPI	S	Opponent	Score	RPI	S	Opponent	Score	RPI	S	Opponent	Score	RPI	S	Opponent	Score	
22	A	Rutgers	47 61					88	A	Penn St.	81 70	195	H	Cornell	63 61	
								89	A	Tol edo	48 80	229	A	Sacred Heart	73 58	
								90	H	Hartford	36 64	249	H	Hofstra	77 49	
												252	H	Ga. Southern	72 43	
												271	H	UMass Lowell	76 56	
												275	H	St. Francis Brooklyn	74 67	
												282	A	Iona	53 51	
												318	H	Wagner	70 45	
												341	A	Manhattan	79 48	
												350	H	Fai r l e i g h Di c k i n s o n	63 49	

LAST 12 Division I GAMES:																
271	H	UMass Lowell	76 56	89	A	Tol edo	48 80	318	H	Wagner	70 45					
90	H	Hartford	36 64	282	A	Iona	53 51	350	H	Fai r l e i g h Di c k i n s o n	63 49					
275	H	St. Francis Brooklyn	74 67	229	A	Sacred Heart	73 58	195	H	Cornell	63 61					
88	A	Penn St.	81 70													
252	H	Ga. Southern	72 43													
341	A	Manhattan	79 48													

Non-Div I Games: SUNY New Paltz 87 50

Stony Brook

Average RPI		Win: 105	WON-LOST	WINNING	LAST 10	STRENGTH OF		OPP. STRENGTH	TEAM	ADJ.	CONF.	ADJ CONF.
Loss: 40			RECORD	PCT. RANK	GAMES	SCHEDULE		OF SCHEDULE	RPI	RPI	RPI	RPI
DIV. I ONLY			13- 2	21	9-1	3		92	3	3	1	1
DIV. I NON-CONF.			11- 2	33	0- 0	13		85	7	7	1	1
TOTALS		RPI 1-25		RPI 26-50		W-L RECORDS		RPI 51-100	RPI 101-150		RPI 150+	
13- 2	1- 1			1- 0		OVERALL		5- 1	3- 0		3- 0	
6- 0	0- 0			1- 0		HOME		1- 0	1- 0		3- 0	
2- 2	0- 1			0- 0		AWAY		2- 1	0- 0		0- 0	
5- 0	1- 0			0- 0		NEUTRAL		2- 0	2- 0		0- 0	
11- 2	1- 1			1- 0		NON-CONFERENCE		3- 1	3- 0		3- 0	
6- 0	0- 0			1- 0		HOME		1- 0	1- 0		3- 0	
0- 2	0- 1			0- 0		AWAY		0- 1	0- 0		0- 0	
5- 0	1- 0			0- 0		NEUTRAL		2- 0	2- 0		0- 0	
2- 0	0- 0			0- 0		CONFERENCE		2- 0	0- 0		0- 0	
0- 0	0- 0			0- 0		HOME		0- 0	0- 0		0- 0	
2- 0	0- 0			0- 0		AWAY		2- 0	0- 0		0- 0	
0- 0	0- 0			0- 0		NEUTRAL		0- 0	0- 0		0- 0	

RPI 1-25				Team's RPI: 3			
RPI	S	Opponent	Score				
7	A	Oregon	73 75				
19	N	UCF	57 52				

RPI 26-50			
RPI	S	Opponent	Score
43	H	Texas A&M	75 65

RPI 51-100			
RPI	S	Opponent	Score
52	N	Kansas St.	70 61
56	N	DePaul	83 81
60	A	Virginia Tech	75 73
70	H	Bucknell	70 56
72	A	Minnesota	68 72
93	A	Clemson	84 75

RPI 101+			
RPI	S	Opponent	Score
101	N	Princeton	92 61
117	H	Towson	98 55
125	N	Duquesne	87 71
165	H	North Dakota	85 49
198	H	UMES	96 51
266	H	Niagara	94 45

LAST 12 Division I GAMES:			
60	A	Virginia Tech	75 73
93	A	Clemson	84 75
19	N	UCF	57 52
101	N	Princeton	92 61
52	N	Kansas St.	70 61
70	H	Bucknell	70 56
125	N	Duquesne	87 71
266	H	Niagara	94 45
198	H	UMES	96 51
117	H	Towson	98 55
72	A	Minnesota	68 72
56	N	DePaul	83 81

Non-Div I Games:

Syracuse

Average RPI	Win:	214	WON-LOST	WINNING	LAST 10	STRENGTH OF	OPP. STRENGTH	TEAM	ADJ.	CONF.	ADJ CONF.
Average RPI	Loss:	48	RECORD	PCT. RANK	GAMES	SCHEDULE	OF SCHEDULE	RPI	RPI	RPI	RPI
DIV. I ONLY		11- 2		31	8-2	243	131	84	84	3	3
DIV. I NON-CONF.		10- 1		19	0- 0	307	122	98	98	3	3

TOTALS	RPI 1-25		RPI 26-50		W-L RECORDS	RPI 51-100		RPI 101-150		RPI 150+	
11- 2	0- 0		0- 1		OVERALL	0- 1		2- 0		9- 0	
9- 0	0- 0		0- 0		HOME	0- 0		2- 0		7- 0	
2- 1	0- 0		0- 0		AWAY	0- 1		0- 0		2- 0	
0- 1	0- 0		0- 1		NEUTRAL	0- 0		0- 0		0- 0	
10- 1	0- 0		0- 1		NON-CONFERENCE	0- 0		2- 0		8- 0	
8- 0	0- 0		0- 0		HOME	0- 0		2- 0		6- 0	
2- 0	0- 0		0- 0		AWAY	0- 0		0- 0		2- 0	
0- 1	0- 0		0- 1		NEUTRAL	0- 0		0- 0		0- 0	
1- 1	0- 0		0- 0		CONFERENCE	0- 1		0- 0		1- 0	
1- 0	0- 0		0- 0		HOME	0- 0		0- 0		1- 0	
0- 1	0- 0		0- 0		AWAY	0- 1		0- 0		0- 0	
0- 0	0- 0		0- 0		NEUTRAL	0- 0		0- 0		0- 0	

RPI 1-25				RPI 26-50				RPI 51-100				Team's RPI: 84				RPI 101+			
RPI	S	Opponent	Score	RPI	S	Opponent	Score	RPI	S	Opponent	Score	RPI	S	Opponent	Score	RPI	S	Opponent	Score
				38	N	BYU	58 61					57	A	Oklahoma St.	71 75	109	H	Montana St.	71 49
																125	H	Duquesne	61 48
																170	H	West Virginia	62 48
																192	H	Southern U.	69 40
																197	H	Sam Houston St.	72 59
																205	A	San Diego St.	81 64
																217	H	SMU	65 63
																228	A	Ole Miss	55 50
																254	H	Mississippi Val.	96 47
																311	H	Army West Point	63 38
																348	H	Alcorn	88 31
LAST 12 Division I GAMES:																			
				57	A	Oklahoma St.	71 75	197	H	Sam Houston St.	72 59								
				170	H	West Virginia	62 48	192	H	Southern U.	69 40								
				348	H	Alcorn	88 31	109	H	Montana St.	71 49								
				38	N	BYU	58 61	311	H	Army West Point	63 38								
				217	H	SMU	65 63	228	A	Ole Miss	55 50								
				254	H	Mississippi Val.	96 47	205	A	San Diego St.	81 64								

Non-Div I Games:

TCU

Average RPI Win: **291**
 Average RPI Loss: **95**

WON-LOST
RECORD

WINNING
PCT. RANK

LAST 10
GAMES

STRENGTH OF
SCHEDULE

OPP. STRENGTH
OF SCHEDULE

TEAM
RPI

ADJ.
RPI

CONF.
RPI

ADJ CONF.
RPI

DIV. I ONLY	4- 10	266	2-8	181	85	239	239	9	9
DIV. I NON-CONF.	4- 8	241	0- 0	241	68	236	236	9	9

TOTALS	RPI 1-25	RPI 26-50	W-L RECORDS	RPI 51-100	RPI 101-150	RPI 150+			
4- 10	0- 1	0- 2	OVERALL	0- 3	0- 3	4- 1			
3- 2	0- 0	0- 0	HOME	0- 1	0- 1	3- 0			
1- 7	0- 1	0- 2	AWAY	0- 2	0- 1	1- 1			
0- 1	0- 0	0- 0	NEUTRAL	0- 0	0- 1	0- 0			
4- 8	0- 1	0- 2	NON-CONFERENCE	0- 2	0- 2	4- 1			
3- 0	0- 0	0- 0	HOME	0- 0	0- 0	3- 0			
1- 7	0- 1	0- 2	AWAY	0- 2	0- 1	1- 1			
0- 1	0- 0	0- 0	NEUTRAL	0- 0	0- 1	0- 0			
0- 2	0- 0	0- 0	CONFERENCE	0- 1	0- 1	0- 0			
0- 2	0- 0	0- 0	HOME	0- 1	0- 1	0- 0			
0- 0	0- 0	0- 0	AWAY	0- 0	0- 0	0- 0			
0- 0	0- 0	0- 0	NEUTRAL	0- 0	0- 0	0- 0			

RPI 1-25				RPI 26-50				RPI 51-100				RPI 101+ Team's RPI: 239			
RPI	S	Opponent	Score	RPI	S	Opponent	Score	RPI	S	Opponent	Score	RPI	S	Opponent	Score
25	A	Miami (FL)	61 73	34	A	South Carolina	60 88	56	A	DePaul	88 102	125	A	Duquesne	53 54
				35	A	Villanova	68 76	75	H	Tulane	57 66	130	N	Radford	50 56
								95	A	Marist	68 74	149	H	South Fla.	53 63
												228	A	Ole Miss	55 62
												258	H	La Salle	75 47
												277	A	Saint Joseph's	58 52
												282	H	Iona	59 39
												346	H	Delaware St.	75 61
LAST 12 Division I GAMES:															
75	H	Tulane	57 66	258	H	La Salle	75 47	34	A	South Carolina	60 88	35	A	Villanova	68 76
149	H	South Fla.	53 63	282	H	Iona	59 39	56	A	DePaul	88 102	25	A	Miami (FL)	61 73
125	A	Duquesne	53 54												
130	N	Radford	50 56												
95	A	Marist	68 74												
228	A	Ole Miss	55 62												

Non-Div I Games:

Temple

Average RPI Win:	172	WON-LOST	WINNING	LAST 10	STRENGTH OF	OPP. STRENGTH	TEAM	ADJ.	CONF.	ADJ CONF.
Average RPI Loss:	18	RECORD	PCT. RANK	GAMES	SCHEDULE	OF SCHEDULE	RPI	RPI	RPI	RPI
DIV. I ONLY	12- 2	24	8-2	47	101	23	23	6	6	
DIV. I NON-CONF.	11- 1	13	1- 0	111	97	23	23	6	6	

TOTALS	RPI 1-25	RPI 26-50	W-L RECORDS	RPI 51-100	RPI 101-150	RPI 150+				
12- 2	0- 1	2- 1	OVERALL	3- 0	1- 0	6- 0				
7- 2	0- 1	0- 1	HOME	1- 0	0- 0	6- 0				
3- 0	0- 0	2- 0	AWAY	1- 0	0- 0	0- 0				
2- 0	0- 0	0- 0	NEUTRAL	1- 0	1- 0	0- 0				
11- 1	0- 1	1- 0	NON-CONFERENCE	3- 0	1- 0	6- 0				
7- 1	0- 1	0- 0	HOME	1- 0	0- 0	6- 0				
2- 0	0- 0	1- 0	AWAY	1- 0	0- 0	0- 0				
2- 0	0- 0	0- 0	NEUTRAL	1- 0	1- 0	0- 0				
1- 1	0- 0	1- 1	CONFERENCE	0- 0	0- 0	0- 0				
0- 1	0- 0	0- 1	HOME	0- 0	0- 0	0- 0				
1- 0	0- 0	1- 0	AWAY	0- 0	0- 0	0- 0				
0- 0	0- 0	0- 0	NEUTRAL	0- 0	0- 0	0- 0				

RPI	S	Opponent	Score	RPI	S	Opponent	Score	RPI	S	Opponent	Score	RPI	S	Opponent	Score
4	H	Stanford	85 95	31	H	Missouri	64 66	51	H	Belmont	84 76	143	N	UAB	73 69
				33	A	Texas	88 82	57	A	Oklahoma St.	76 63	226	H	Stetson	65 55
				39	A	Auburn	78 69	93	N	Clemson	78 66	248	H	UNC Asheville	73 46
												263	H	ETSU	80 61
												265	H	Murray St.	98 77
												313	H	Presbyterian	97 49
												332	H	Florida A&M	96 31

LAST 12 Division I GAMES:															
143	N	UAB	73 69	51	H	Belmont	84 76	265	H	Murray St.	98 77	263	H	ETSU	80 61
31	H	Missouri	64 66	33	A	Texas	88 82	4	H	Stanford	85 95	33	A	Texas	88 82
39	A	Auburn	78 69	93	N	Clemson	78 66	226	H	Stetson	65 55				
57	A	Oklahoma St.	76 63												
93	N	Clemson	78 66												
332	H	Florida A&M	96 31												

Non-Div I Games:

Tennessee

Average RPI Win:	0	WON-LOST	WINNING	LAST 10	STRENGTH OF	OPP. STRENGTH	TEAM	ADJ.	CONF.	ADJ CONF.
Average RPI Loss:	150	RECORD	PCT. RANK	GAMES	SCHEDULE	OF SCHEDULE	RPI	RPI	RPI	RPI
DIV. I ONLY	0- 14	344	0-10	76	222	301	301	20	20	
DIV. I NON-CONF.	0- 12	336	0- 0	85	196	300	300	20	20	

TOTALS	RPI 1-25	RPI 26-50	W-L RECORDS	RPI 51-100	RPI 101-150	RPI 150+				
0- 14	0- 1	0- 0	OVERALL	0- 3	0- 4	0- 6				
0- 3	0- 0	0- 0	HOME	0- 0	0- 2	0- 1				
0- 8	0- 1	0- 0	AWAY	0- 1	0- 1	0- 5				
0- 3	0- 0	0- 0	NEUTRAL	0- 2	0- 1	0- 0				
0- 12	0- 1	0- 0	NON-CONFERENCE	0- 3	0- 3	0- 5				
0- 1	0- 0	0- 0	HOME	0- 0	0- 1	0- 0				
0- 8	0- 1	0- 0	AWAY	0- 1	0- 1	0- 5				
0- 3	0- 0	0- 0	NEUTRAL	0- 2	0- 1	0- 0				
0- 2	0- 0	0- 0	CONFERENCE	0- 0	0- 1	0- 1				
0- 2	0- 0	0- 0	HOME	0- 0	0- 1	0- 1				
0- 0	0- 0	0- 0	AWAY	0- 0	0- 0	0- 0				
0- 0	0- 0	0- 0	NEUTRAL	0- 0	0- 0	0- 0				

RPI 1-25				RPI 26-50				RPI 51-100				RPI 101+				Team's RPI: 301
RPI	S	Opponent	Score	RPI	S	Opponent	Score	RPI	S	Opponent	Score	RPI	S	Opponent	Score	
8	A	Louisville	52 107					55	N	Arkansas	55 79	110	A	Troy	67 92	
								56	A	DePaul	73 95	123	H	Tennessee Tech	59 69	
								82	N	Pittsburgh	56 78	124	H	South Alabama	56 78	
												138	N	Wisconsin	53 58	
												172	A	Vanderbilt	63 89	
												188	H	Jacksonville St.	52 62	
												203	A	Ball St.	51 90	
												256	A	Alabama A&M	57 67	
												257	A	Marshall	59 80	
												324	A	Lipscomb	62 64	
LAST 12 Division I GAMES:																
188	H	Jacksonville St.	52 62	56	A	DePaul	73 95									
123	H	Tennessee Tech	59 69	257	A	Marshall	59 80									
203	A	Ball St.	51 90	8	A	Louisville	52 107									
55	N	Arkansas	55 79	124	H	South Alabama	56 78									
172	A	Vanderbilt	63 89	82	N	Pittsburgh	56 78									
110	A	Troy	67 92	138	N	Wisconsin	53 58									

Non-Div I Games:

Tennessee St.

Average RPI Win:	240	WON-LOST	WINNING	LAST 10	STRENGTH OF	OPP. STRENGTH	TEAM	ADJ.	CONF.	ADJ CONF.
Average RPI Loss:	87	RECORD	PCT. RANK	GAMES	SCHEDULE	OF SCHEDULE	RPI	RPI	RPI	RPI
DIV. I ONLY	8- 3	66	8-2	282	154	123	123	20	20	
DIV. I NON-CONF.	6- 3	91	0- 0	262	210	127	127	20	20	

TOTALS	RPI 1-25	RPI 26-50	W-L RECORDS	RPI 51-100	RPI 101-150	RPI 150+				
8- 3	0- 0	0- 0	OVERALL	2- 2	0- 1	6- 0				
3- 0	0- 0	0- 0	HOME	1- 0	0- 0	2- 0				
5- 2	0- 0	0- 0	AWAY	1- 1	0- 1	4- 0				
0- 1	0- 0	0- 0	NEUTRAL	0- 1	0- 0	0- 0				
6- 3	0- 0	0- 0	NON-CONFERENCE	1- 2	0- 1	5- 0				
3- 0	0- 0	0- 0	HOME	1- 0	0- 0	2- 0				
3- 2	0- 0	0- 0	AWAY	0- 1	0- 1	3- 0				
0- 1	0- 0	0- 0	NEUTRAL	0- 1	0- 0	0- 0				
2- 0	0- 0	0- 0	CONFERENCE	1- 0	0- 0	1- 0				
0- 0	0- 0	0- 0	HOME	0- 0	0- 0	0- 0				
2- 0	0- 0	0- 0	AWAY	1- 0	0- 0	1- 0				
0- 0	0- 0	0- 0	NEUTRAL	0- 0	0- 0	0- 0				

RPI 1-25				RPI 26-50				RPI 51-100				RPI 101+				Team's RPI: 123
RPI	S	Opponent	Score	RPI	S	Opponent	Score	RPI	S	Opponent	Score	RPI	S	Opponent	Score	
								51	A	Belmont	77 72	144	A	Xavier	60	70
								55	A	Arkansas	42 65	246	A	Wichita St.	55	45
								62	N	Old Dominion	73 80	248	H	UNC Asheville	60	53
								81	H	Middle Tenn.	68 64	301	A	Tennessee St.	69	59
												320	H	Western Caro.	77	58
												324	A	Lipscomb	67	52
												349	A	Charleston So.	77	55

LAST 12 Division I GAMES:																
								51	A	Belmont	77 72	248	H	UNC Asheville	60	53
								301	A	Tennessee St.	69 59	55	A	Arkansas	42	65
								324	A	Lipscomb	67 52	246	A	Wichita St.	55	45
								81	H	Middle Tenn.	68 64	62	N	Old Dominion	73	80
								144	A	Xavier	60 70	349	A	Charleston So.	77	55
												320	H	Western Caro.	77	58

Non-Div I Games: Tenn. Wesleyan 100 58 Cumberland (TN) 88 55

Tennessee Tech

Average RPI	Win:	188	WON-LOST	WINNING	LAST 10	STRENGTH OF	OPP. STRENGTH	TEAM	ADJ.	CONF.	ADJ CONF.
Average RPI	Loss:	19	RECORD	PCT. RANK	GAMES	SCHEDULE	OF SCHEDULE	RPI	RPI	RPI	RPI
DIV. I ONLY		12- 2		24	8-2	81	160	33	33	3	3
DIV. I NON-CONF.		10- 2		37	2- 0	136	153	60	60	3	3

TOTALS	RPI 1-25		RPI 26-50		W-L RECORDS	RPI 51-100		RPI 101-150		RPI 150+	
12- 2	0- 2		0- 0		OVERALL	3- 0		2- 0		7- 0	
6- 2	0- 2		0- 0		HOME	1- 0		1- 0		4- 0	
3- 0	0- 0		0- 0		AWAY	0- 0		0- 0		3- 0	
3- 0	0- 0		0- 0		NEUTRAL	2- 0		1- 0		0- 0	
10- 2	0- 2		0- 0		NON-CONFERENCE	2- 0		2- 0		6- 0	
5- 2	0- 2		0- 0		HOME	0- 0		1- 0		4- 0	
2- 0	0- 0		0- 0		AWAY	0- 0		0- 0		2- 0	
3- 0	0- 0		0- 0		NEUTRAL	2- 0		1- 0		0- 0	
2- 0	0- 0		0- 0		CONFERENCE	1- 0		0- 0		1- 0	
1- 0	0- 0		0- 0		HOME	1- 0		0- 0		0- 0	
1- 0	0- 0		0- 0		AWAY	0- 0		0- 0		1- 0	
0- 0	0- 0		0- 0		NEUTRAL	0- 0		0- 0		0- 0	

RPI 1-25				RPI 26-50				Team's RPI: 33				RPI 51-100				RPI 101+			
RPI	S	Opponent	Score	RPI	S	Opponent	Score					RPI	S	Opponent	Score	RPI	S	Opponent	Score
15	H	Mississippi St.	49 67									57	H	Oklahoma St.	60 51	108	N	Fordham	72 54
23	H	Tennessee	82 88									68	N	Michigan	69 52	125	H	Duquesne	78 41
												92	N	Quinnipiac	56 55	170	A	West Virginia	70 58
																173	A	North Texas	64 54
																226	H	Stetson	65 46
																259	A	UTRGV	81 66
																310	H	UTSA	98 54
																325	H	Northwestern St.	104 66
																342	H	McNeese	96 40

LAST 12 Division I GAMES:																			
108	N	Fordham	72 54	325	H	Northwestern St.	104 66					259	A	UTRGV	81 66				
68	N	Michigan	69 52	226	H	Stetson	65 46					23	H	Tennessee	82 88				
170	A	West Virginia	70 58	15	H	Mississippi St.	49 67					310	H	UTSA	98 54				
57	H	Oklahoma St.	60 51																
92	N	Quinnipiac	56 55																
342	H	McNeese	96 40																

Non-Div I Games:

Texas

Average RPI	Win:	170	WON-LOST	WINNING	LAST 10	STRENGTH OF	OPP. STRENGTH	TEAM	ADJ.	CONF.	ADJ CONF.
Average RPI	Loss:	35	RECORD	PCT. RANK	GAMES	SCHEDULE	OF SCHEDULE	RPI	RPI	RPI	RPI
DIV. I ONLY		11- 4		60	7-3	65	104	43	43	6	6
DIV. I NON-CONF.		11- 2		33	0- 0	95	140	28	28	6	6

TOTALS	RPI 1-25		RPI 26-50		W-L RECORDS	RPI 51-100		RPI 101-150		RPI 150+	
11- 4	0- 1		1- 2		OVERALL	1- 1		2- 0		7- 0	
7- 2	0- 0		1- 2		HOME	0- 0		1- 0		5- 0	
2- 2	0- 1		0- 0		AWAY	0- 1		1- 0		1- 0	
2- 0	0- 0		0- 0		NEUTRAL	1- 0		0- 0		1- 0	
11- 2	0- 1		1- 1		NON-CONFERENCE	1- 0		2- 0		7- 0	
7- 1	0- 0		1- 1		HOME	0- 0		1- 0		5- 0	
2- 1	0- 1		0- 0		AWAY	0- 0		1- 0		1- 0	
2- 0	0- 0		0- 0		NEUTRAL	1- 0		0- 0		1- 0	
0- 2	0- 0		0- 1		CONFERENCE	0- 1		0- 0		0- 0	
0- 1	0- 0		0- 1		HOME	0- 0		0- 0		0- 0	
0- 1	0- 0		0- 0		AWAY	0- 1		0- 0		0- 0	
0- 0	0- 0		0- 0		NEUTRAL	0- 0		0- 0		0- 0	

RPI 1-25				RPI 26-50				Team's RPI: 43				RPI 51-100				RPI 101+			
RPI	S	Opponent	Score	RPI	S	Opponent	Score	RPI	S	Opponent	Score	RPI	S	Opponent	Score	RPI	S	Opponent	Score
3	A	Syracuse	65 75	34	H	South Carolina	57 60	53	A	LSU	52 63	103	H	Rice	65 54				
				49	H	Southern California	71 51	67	N	Oregon St.	76 70	118	A	Houston	68 52				
				49	H	Lamar University	68 74					159	H	Prairie View	70 57				
												177	A	Little Rock	61 40				
												179	H	Arkansas St.	97 56				
												196	N	UC Riverside	70 63				
												236	H	Jacksonville	73 53				
												259	H	UTRGV	84 61				
												322	H	Central Ark.	84 27				
LAST 12 Division I GAMES:																			
				53	A	LSU	52 63	49	H	Southern California	71 51								
				34	H	South Carolina	57 60	67	N	Oregon St.	76 70								
				259	H	UTRGV	84 61	196	N	UC Riverside	70 63								
				159	H	Prairie View	70 57	322	H	Central Ark.	84 27								
				179	H	Arkansas St.	97 56	118	A	Houston	68 52								
				177	A	Little Rock	61 40	49	H	Lamar University	68 74								

Non-Div I Games:

Texas A&M

Average RPI Win: 303		WON-LOST	WINNING	LAST 10	STRENGTH OF	OPP. STRENGTH	TEAM	ADJ.	CONF.	ADJ CONF.
Loss: 144		RECORD	PCT. RANK	GAMES	SCHEDULE	OF SCHEDULE	RPI	RPI	RPI	RPI
DIV. I ONLY		2- 9	305	3-7	210	285	261	261	28	28
DIV. I NON-CONF.		2- 7	288	0- 0	62	316	190	190	25	25
TOTALS		RPI 1-25	RPI 26-50	W-L RECORDS	RPI 51-100	RPI 101-150	RPI 150+			
2- 9	0- 0		0- 2	OVERALL	0- 1	0- 2	2- 4			
0- 0	0- 0		0- 0	HOME	0- 0	0- 0	0- 0			
2- 7	0- 0		0- 2	AWAY	0- 1	0- 1	2- 3			
0- 2	0- 0		0- 0	NEUTRAL	0- 0	0- 1	0- 1			
2- 7	0- 0		0- 2	NON-CONFERENCE	0- 1	0- 2	2- 2			
0- 0	0- 0		0- 0	HOME	0- 0	0- 0	0- 0			
2- 5	0- 0		0- 2	AWAY	0- 1	0- 1	2- 1			
0- 2	0- 0		0- 0	NEUTRAL	0- 0	0- 1	0- 1			
0- 2	0- 0		0- 0	CONFERENCE	0- 0	0- 0	0- 2			
0- 0	0- 0		0- 0	HOME	0- 0	0- 0	0- 0			
0- 2	0- 0		0- 0	AWAY	0- 0	0- 0	0- 2			
0- 0	0- 0		0- 0	NEUTRAL	0- 0	0- 0	0- 0			

RPI 1-25				RPI 26-50				RPI 51-100				RPI 101+				Team's RPI: 261	
RPI	S	Opponent	Score	RPI	S	Opponent	Score	RPI	S	Opponent	Score	RPI	S	Opponent	Score		
				28	A	Michigan St.	45 91	75	A	Tulane	56 62	103	A	Rice	71 76		
				48	A	SFA	55 74					141	N	Abilene Christian	39 81		
												181	N	Nicholls St.	57 58		
												184	A	Texas Tech	55 75		
												192	A	Southern U.	61 63		
												259	A	UTRGV	69 55		
												347	A	Savannah St.	65 41		
												348	A	Alcorn	52 53		
LAST 12 Division I GAMES:																	
				192	A	Southern U.	61 63	259	A	UTRGV	69 55						
				348	A	Alcorn	52 53	28	A	Michigan St.	45 91						
				184	A	Texas Tech	55 75	347	A	Savannah St.	65 41						
				48	A	SFA	55 74	181	N	Nicholls St.	57 58						
				75	A	Tulane	56 62	141	N	Abilene Christian	39 81						
								103	A	Rice	71 76						

Non-Div I Games:	Huston-Tillotson	72	36	Paul Quinn	83	54
------------------	------------------	----	----	------------	----	----

Texas Southern

■ Loss, ■ Non-Conf, S Site, H Home A Away N Neutral

Average RPI Win: 244

Average RPI Loss: 71

WON-LOST
RECORDWINNING
PCT. RANKLAST 10
GAMESSTRENGTH OF
SCHEDULEOPP. STRENGTH
OF SCHEDULETEAM
RPIADJ.
RPICONF.
RPIADJ CONF.
RPIDIV. I ONLY
DIV. I NON-CONF.5- 7
3- 7208
2565-5
0- 164
43171
165122
153122
15315
1615
16

TOTALS

RPI 1-25

RPI 26-50

W-L RECORDS

RPI 51-100

RPI 101-150

RPI 150+

5- 7

0- 0

0- 3

OVERALL

0- 2

0- 1

5- 1

1- 2

0- 0

0- 0

HOME

0- 0

0- 1

1- 1

4- 4

0- 0

0- 2

AWAY

0- 2

0- 0

4- 0

0- 1

0- 0

0- 1

NEUTRAL

0- 0

0- 0

0- 0

3- 7

0- 0

0- 3

NON-CONFERENCE

0- 2

0- 1

3- 1

1- 2

0- 0

0- 0

HOME

0- 0

0- 1

1- 1

2- 4

0- 0

0- 2

AWAY

0- 2

0- 0

2- 0

0- 1

0- 0

0- 1

NEUTRAL

0- 0

0- 0

0- 0

2- 0

0- 0

0- 0

CONFERENCE

0- 0

0- 0

2- 0

0- 0

0- 0

0- 0

HOME

0- 0

0- 0

0- 0

2- 0

0- 0

0- 0

AWAY

0- 0

0- 0

2- 0

0- 0

0- 0

0- 0

NEUTRAL

0- 0

0- 0

0- 0

RPI 1-25

RPI 26-50

RPI 51-100

RPI 101+

Team's RPI: 122

RPI S Opponent Score

RPI S Opponent Score

RPI S Opponent Score

RPI S Opponent Score

30 A New Mexico 51 82

31 A Missouri 50 69

40 N Saint Mary's (CA) 62 89

57 A Oklahoma St. 55 66

75 A Tulane 61 67

109 H Montana St. 59 67

156 H Oral Roberts 64 81

176 A Georgia St. 69 60

181 H Nicholls St. 72 67

252 A Ga. Southern 64 52

300 A A&M-Corpus Christi 60 53

310 A UTSA 68 60

LAST 12 Division I GAMES:

75 A Tulane 61 67 40 N Saint Mary's (CA) 62 89

109 H Montana St. 59 67 31 A Missouri 50 69

181 H Nicholls St. 72 67 57 A Oklahoma St. 55 66

176 A Georgia St. 69 60 300 A A&M-Corpus Christi 60 53

252 A Ga. Southern 64 52 156 H Oral Roberts 64 81

30 A New Mexico 51 82 310 A UTSA 68 60

Non-Div I Games:

UNKNOWN

92 39

Tex. A&M Int'l

89 25

Texas St.

Loss, Non-Conf, S Site, H Home A Away N Neutral

Average RPI	Win:	217	WON-LOST	WINNING	LAST 10	STRENGTH OF	OPP. STRENGTH	TEAM	ADJ.	CONF.	ADJ CONF.
Average RPI	Loss:	128	RECORD	PCT. RANK	GAMES	SCHEDULE	OF SCHEDULE	RPI	RPI	RPI	RPI
DIV. I ONLY		9- 4		78	7-3	285	114	184	184	3	3
DIV. I NON-CONF.		9- 2		43	0- 0	322	191	171	171	3	3

TOTALS	RPI 1-25		RPI 26-50		W-L RECORDS	RPI 51-100		RPI 101-150		RPI 150+	
9- 4	0- 1		1- 0		OVERALL	0- 0		1- 2		7- 1	
8- 2	0- 1		1- 0		HOME	0- 0		1- 1		6- 0	
1- 2	0- 0		0- 0		AWAY	0- 0		0- 1		1- 1	
0- 0	0- 0		0- 0		NEUTRAL	0- 0		0- 0		0- 0	
9- 2	0- 0		1- 0		NON-CONFERENCE	0- 0		1- 1		7- 1	
8- 1	0- 0		1- 0		HOME	0- 0		1- 1		6- 0	
1- 1	0- 0		0- 0		AWAY	0- 0		0- 0		1- 1	
0- 0	0- 0		0- 0		NEUTRAL	0- 0		0- 0		0- 0	
0- 2	0- 1		0- 0		CONFERENCE	0- 0		0- 1		0- 0	
0- 1	0- 1		0- 0		HOME	0- 0		0- 0		0- 0	
0- 1	0- 0		0- 0		AWAY	0- 0		0- 1		0- 0	
0- 0	0- 0		0- 0		NEUTRAL	0- 0		0- 0		0- 0	

RPI 1-25				RPI 26-50				RPI 51-100				RPI 101+ Team's RPI: 184			
RPI	S	Opponent	Score	RPI	S	Opponent	Score	RPI	S	Opponent	Score	RPI	S	Opponent	Score
5	H	Bayl or	56 73	48	H	SFA	77 69					133	A	Okl ahoma	61 66
												139	H	Idaho	77 88
												141	H	Abil ene Christi an	105 54
												188	H	Jacksonville St.	71 58
												192	H	Southern U.	76 58
												230	A	Nevada	86 67
												233	A	Fl ori da	67 72
												261	H	Texas Southern	75 55
												281	H	Houston Baptist	82 76
												300	H	A&M-Corpus Christi	78 61
												315	H	La. -Monroe	86 42
LAST 12 Division I GAMES:															
5	H	Bayl or	56 73	230	A	Nevada	86 67								
133	A	Okl ahoma	61 66	233	A	Fl ori da	67 72								
141	H	Abil ene Christi an	105 54	48	H	SFA	77 69								
261	H	Texas Southern	75 55	281	H	Houston Baptist	82 76								
192	H	Southern U.	76 58	300	H	A&M-Corpus Christi	78 61								
315	H	La. -Monroe	86 42	139	H	Idaho	77 88								

Non-Div I Games:

Texas Tech

Average RPI Win:	219	WON-LOST	WINNING	LAST 10	STRENGTH OF	OPP. STRENGTH	TEAM	ADJ.	CONF.	ADJ CONF.
Average RPI Loss:	56	RECORD	PCT. RANK	GAMES	SCHEDULE	OF SCHEDULE	RPI	RPI	RPI	RPI
DIV. I ONLY	9- 3	55	8-2	219	64	89	89	8	8	
DIV. I NON-CONF.	8- 3	72	0- 0	211	63	82	82	8	8	

TOTALS	RPI 1-25	RPI 26-50	W-L RECORDS	RPI 51-100	RPI 101-150	RPI 150+				
9- 3	0- 1	0- 0	OVERALL	1- 2	2- 0	6- 0				
5- 1	0- 1	0- 0	HOME	0- 0	2- 0	3- 0				
4- 2	0- 0	0- 0	AWAY	1- 2	0- 0	3- 0				
0- 0	0- 0	0- 0	NEUTRAL	0- 0	0- 0	0- 0				
8- 3	0- 1	0- 0	NON-CONFERENCE	1- 2	2- 0	5- 0				
4- 1	0- 1	0- 0	HOME	0- 0	2- 0	2- 0				
4- 2	0- 0	0- 0	AWAY	1- 2	0- 0	3- 0				
0- 0	0- 0	0- 0	NEUTRAL	0- 0	0- 0	0- 0				
1- 0	0- 0	0- 0	CONFERENCE	0- 0	0- 0	1- 0				
1- 0	0- 0	0- 0	HOME	0- 0	0- 0	1- 0				
0- 0	0- 0	0- 0	AWAY	0- 0	0- 0	0- 0				
0- 0	0- 0	0- 0	NEUTRAL	0- 0	0- 0	0- 0				

RPI 1-25				RPI 26-50				RPI 51-100 Team's RPI: 89				RPI 101+			
RPI	S	Opponent	Score	RPI	S	Opponent	Score	RPI	S	Opponent	Score	RPI	S	Opponent	Score
1	H	Notre Dame	56 72					51	A	Belmont	78 69	125	H	Duquesne	65 52
								80	A	Maine	59 73	134	H	Stony Brook	80 48
								86	A	Dayton	49 70	203	H	Ball St.	65 58
												244	A	Cleveland St.	65 60
												282	H	Iona	84 38
												296	A	Memphis	58 48
												308	A	Valparaiso	65 59
												329	H	Detroit Mercy	77 60

LAST 12 Division I GAMES:															
203	H	Ball St.	65 58	296	A	Memphis	58 48	51	A	Belmont	78 69				
329	H	Detroit Mercy	77 60					308	A	Valparaiso	65 59				
134	H	Stony Brook	80 48					86	A	Dayton	49 70				
1	H	Notre Dame	56 72					125	H	Duquesne	65 52				
244	A	Cleveland St.	65 60					282	H	Iona	84 38				
80	A	Maine	59 73												

Non-Div I Games:

Toledo

T
o
w
s
o
n

Towson				Through Games Of Jan. 8, 2019							
Average RPI	Win:	244	WON-LOST	WINNING	LAST 10	STRENGTH OF	OPP. STRENGTH	TEAM	ADJ.	CONF.	ADJ CONF.
Average RPI	Loss:	137	RECORD	PCT. RANK	GAMES	SCHEDULE	OF SCHEDULE	RPI	RPI	RPI	RPI
DIV. I ONLY			8- 5	109	6-4	239	150	117	117	12	12
DIV. I NON-CONF.			6- 5	143	0- 0	269	156	157	157	14	14

TOTALS		RPI 1-25	RPI 26-50		W-L RECORDS		RPI 51-100		RPI 101-150		RPI 150+
8- 5		0- 1	0- 0		OVERALL		0- 1		0- 0		8- 3
3- 0		0- 0	0- 0		HOME		0- 0		0- 0		3- 0
5- 5		0- 1	0- 0		AWAY		0- 1		0- 0		5- 3
0- 0		0- 0	0- 0		NEUTRAL		0- 0		0- 0		0- 0
6- 5		0- 1	0- 0		NON-CONFERENCE		0- 1		0- 0		6- 3
3- 0		0- 0	0- 0		HOME		0- 0		0- 0		3- 0
3- 5		0- 1	0- 0		AWAY		0- 1		0- 0		3- 3
0- 0		0- 0	0- 0		NEUTRAL		0- 0		0- 0		0- 0
2- 0		0- 0	0- 0		CONFERENCE		0- 0		0- 0		2- 0
0- 0		0- 0	0- 0		HOME		0- 0		0- 0		0- 0
2- 0		0- 0	0- 0		AWAY		0- 0		0- 0		2- 0
0- 0		0- 0	0- 0		NEUTRAL		0- 0		0- 0		0- 0

RPI 1-25				RPI 26-50				RPI 51-100				RPI 101+				Team's RPI: 117	
RPI	S	Opponent	Score	RPI	S	Opponent	Score	RPI	S	Opponent	Score	RPI	S	Opponent	Score		
3	A	Syracuse	55 98					91	A	Wake Forest	53 60	169	A	Drexel	55 54		
												170	A	West Virginia	43 90		
												185	H	Massachusetts	78 53		
												201	A	Mt. St. Mary's	78 87		
												206	A	Delaware	56 48		
												218	A	George Washington	63 76		
												257	A	Marshall	76 69		
												258	H	La Salle	92 68		
												277	A	Saint Joseph's	73 52		
												289	A	UMBC	71 62		
												307	H	Loyola Maryland	62 57		

LAST 12 Division I GAMES:																	
206	A	Delaware	56 48	307	H	Loyola Maryland	62 57										
169	A	Drexel	55 54	3	A	Syracuse	55 98										
257	A	Marshall	76 69	218	A	George Washington	63 76										
170	A	West Virginia	43 90	201	A	Mt. St. Mary's	78 87										
277	A	Saint Joseph's	73 52	289	A	UMBC	71 62										
185	H	Massachusetts	78 53	258	H	La Salle	92 68										

Non-Div I Games:

Towson

T
o
w
s
o
n

Troy

T
r
o
y

Troy

Page 295

Average RPI Win:	192	WON-LOST	WINNING	LAST 10	STRENGTH OF	OPP. STRENGTH	TEAM	ADJ.	CONF.	ADJ CONF.
Average RPI Loss:	63	RECORD	PCT. RANK	GAMES	SCHEDULE	OF SCHEDULE	RPI	RPI	RPI	RPI
DIV. I ONLY	12- 3	40	8-2	178	73	75	75	9	9	
DIV. I NON-CONF.	10- 3	60	1- 0	175	47	75	75	9	9	

TOTALS	RPI 1-25	RPI 26-50	W-L RECORDS	RPI 51-100	RPI 101-150	RPI 150+				
12- 3	0- 1	1- 0	OVERALL	1- 1	2- 1	8- 0				
7- 1	0- 0	0- 0	HOME	0- 1	2- 0	5- 0				
2- 1	0- 0	0- 0	AWAY	1- 0	0- 1	1- 0				
3- 1	0- 1	1- 0	NEUTRAL	0- 0	0- 0	2- 0				
10- 3	0- 1	1- 0	NON-CONFERENCE	1- 1	2- 1	6- 0				
6- 1	0- 0	0- 0	HOME	0- 1	2- 0	4- 0				
1- 1	0- 0	0- 0	AWAY	1- 0	0- 1	0- 0				
3- 1	0- 1	1- 0	NEUTRAL	0- 0	0- 0	2- 0				
2- 0	0- 0	0- 0	CONFERENCE	0- 0	0- 0	2- 0				
1- 0	0- 0	0- 0	HOME	0- 0	0- 0	1- 0				
1- 0	0- 0	0- 0	AWAY	0- 0	0- 0	1- 0				
0- 0	0- 0	0- 0	NEUTRAL	0- 0	0- 0	0- 0				

RPI 1-25				RPI 26-50				RPI 51-100				RPI 101+			
RPI	S	Opponent	Score	RPI	S	Opponent	Score	RPI	S	Opponent	Score	RPI	S	Opponent	Score
21	N	Cal i forni a	57 65	29	N	Central Mi ch.	68 57	53	A	LSU	56 54	105	A	Al abama	58 69
								62	H	Ol d Domi ni on	48 56	112	H	Washi ngton	63 51
												122	H	Texas St.	67 61
												181	H	Ni chol l s St.	71 46
												189	H	East Carol i na	68 57
												239	A	Temple	66 57
												244	N	Clevel and St.	81 72
												251	H	Southern Miss.	71 54
												261	H	Texas Southern	62 56
												288	H	Fla. Atlantic	88 45
												332	N	Florida A&M	78 34
LAST 12 Division I GAMES:															
122	H	Texas St.	67 61	62	H	Ol d Domi ni on	48 56								
239	A	Temple	66 57	105	A	Al abama	58 69								
189	H	East Carol i na	68 57	181	H	Ni chol l s St.	71 46								
332	N	Florida A&M	78 34	251	H	Southern Miss.	71 54								
29	N	Central Mi ch.	68 57	288	H	Fla. Atlantic	88 45								
21	N	Cal i forni a	57 65	244	N	Clevel and St.	81 72								

Non-Div I Games:

Tulane

T
u
l
s
a

Tulsa				Through Games Of Jan. 8, 2019							
Average RPI	Win:	194	WON-LOST	WINNING	LAST 10	STRENGTH OF	OPP. STRENGTH	TEAM	ADJ.	CONF.	ADJ CONF.
Average RPI	Loss:	99	RECORD	PCT. RANK	GAMES	SCHEDULE	OF SCHEDULE	RPI	RPI	RPI	RPI
DIV. I ONLY			7- 7	168	5-5	128	68	148	148	9	9
DIV. I NON-CONF.			6- 7	172	0- 1	132	57	163	163	9	9

TOTALS	RPI 1-25			RPI 26-50		W-L RECORDS		RPI 51-100		RPI 101-150	RPI 150+
7- 7	0- 1			0- 1		OVERALL		0- 2		2- 0	5- 3
5- 2	0- 0			0- 0		HOME		0- 1		1- 0	4- 1
1- 5	0- 1			0- 1		AWAY		0- 1		0- 0	1- 2
1- 0	0- 0			0- 0		NEUTRAL		0- 0		1- 0	0- 0
6- 7	0- 1			0- 1		NON-CONFERENCE		0- 2		2- 0	4- 3
4- 2	0- 0			0- 0		HOME		0- 1		1- 0	3- 1
1- 5	0- 1			0- 1		AWAY		0- 1		0- 0	1- 2
1- 0	0- 0			0- 0		NEUTRAL		0- 0		1- 0	0- 0
1- 0	0- 0			0- 0		CONFERENCE		0- 0		0- 0	1- 0
1- 0	0- 0			0- 0		HOME		0- 0		0- 0	1- 0
0- 0	0- 0			0- 0		AWAY		0- 0		0- 0	0- 0
0- 0	0- 0			0- 0		NEUTRAL		0- 0		0- 0	0- 0

T
u
l
s
a

RPI 1-25				RPI 26-50				RPI 51-100				RPI 101+ Team's RPI: 148			
RPI	S	Opponent	Score	RPI	S	Opponent	Score	RPI	S	Opponent	Score	RPI	S	Opponent	Score
13	A	Arizona St.	52 70	48	A	SFA	34 76	51	A	Bel mont	53 78	105	N	Al abama	80 73
								55	H	Arkansas	59 61	141	H	Abilene Christian	75 63
												156	A	Oral Roberts	76 68
												168	A	American	52 68
												177	H	Li ttle Rock	53 63
												179	A	Arkansas St.	60 73
												202	H	Saint Louis	86 75
												226	H	Stetson	55 54
												246	H	Wi chi ta St.	63 49
												280	H	UTEP	66 45
LAST 12 Di vi si on I GAMES:															
13	A	Arizona St.	52 70	179	A	Arkansas St.	60 73								
246	H	Wi chi ta St.	63 49	105	N	Al abama	80 73								
280	H	UTEP	66 45	141	H	Abilene Christian	75 63								
55	H	Arkansas	59 61	48	A	SFA	34 76								
177	H	Li ttle Rock	53 63	202	H	Saint Louis	86 75								
51	A	Bel mont	53 78	156	A	Oral Roberts	76 68								

Non-Di v I Games:

Tul sa

Average RPI Win:	248	WON-LOST	WINNING	LAST 10	STRENGTH OF	OPP. STRENGTH	TEAM	ADJ.	CONF.	ADJ CONF.
Average RPI Loss:	23	RECORD	PCT. RANK	GAMES	SCHEDULE	OF SCHEDULE	RPI	RPI	RPI	RPI
DIV. I ONLY	13- 1	11	10-0	349	107	143	143	18	18	
DIV. I NON-CONF.	11- 1	13	0- 1	341	104	130	130	19	19	

TOTALS	RPI 1-25	RPI 26-50	W-L RECORDS	RPI 51-100	RPI 101-150	RPI 150+				
13- 1	0- 1	0- 0	OVERALL	1- 0	2- 0	10- 0				
5- 0	0- 0	0- 0	HOME	0- 0	1- 0	4- 0				
6- 0	0- 0	0- 0	AWAY	1- 0	0- 0	5- 0				
2- 1	0- 1	0- 0	NEUTRAL	0- 0	1- 0	1- 0				
11- 1	0- 1	0- 0	NON-CONFERENCE	1- 0	2- 0	8- 0				
5- 0	0- 0	0- 0	HOME	0- 0	1- 0	4- 0				
4- 0	0- 0	0- 0	AWAY	1- 0	0- 0	3- 0				
2- 1	0- 1	0- 0	NEUTRAL	0- 0	1- 0	1- 0				
2- 0	0- 0	0- 0	CONFERENCE	0- 0	0- 0	2- 0				
0- 0	0- 0	0- 0	HOME	0- 0	0- 0	0- 0				
2- 0	0- 0	0- 0	AWAY	0- 0	0- 0	2- 0				
0- 0	0- 0	0- 0	NEUTRAL	0- 0	0- 0	0- 0				

RPI 1-25				RPI 26-50				RPI 51-100				RPI 101+ Team's RPI: 143			
RPI	S	Opponent	Score	RPI	S	Opponent	Score	RPI	S	Opponent	Score	RPI	S	Opponent	Score
23	N	Tennessee	69 73					97	A	FGCU	62 60	132	H	Appalachian St.	80 61
												133	N	Oklahoma	89 84
												204	A	Samford	66 41
												223	A	Alabama St.	62 47
												256	H	Alabama A&M	82 47
												260	N	Coppin St.	86 61
												288	A	Fla. Atlantic	89 64
												296	H	Memphis	85 54
												314	A	FIU	83 59
												335	A	Chicago St.	90 45
												342	H	McNeese	91 48
												348	H	Alcorn	80 53
LAST 12 Division I GAMES:															
23	N	Tennessee	69 73	223	A	Alabama St.	62 47	342	H	McNeese	91 48	204	A	Samford	66 41
314	A	FIU	83 59	348	H	Alcorn	80 53	256	H	Alabama A&M	82 47	133	N	Oklahoma	89 84
288	A	Fla. Atlantic	89 64												
97	A	FGCU	62 60												
260	N	Coppin St.	86 61												
335	A	Chicago St.	90 45												

Non-Div I Games: Ala.-Huntsville 83 58

UAB

Average RPI Win: 198		WON-LOST RECORD	WINNING PCT. RANK	LAST 10 GAMES	STRENGTH OF SCHEDULE	OPP. STRENGTH OF SCHEDULE	TEAM RPI	ADJ. RPI	CONF. RPI	ADJ CONF. RPI
Average RPI Loss: 71										
DIV. I ONLY		8- 5	109	8-2	192	42	99	99	21	21
DIV. I NON-CONF.		7- 5	132	0- 1	179	31	101	101	22	22
TOTALS		RPI 1-25	RPI 26-50	W-L RECORDS		RPI 51-100	RPI 101-150	RPI 150+		
8- 5	0- 1		1- 0	OVERALL		1- 3	0- 1	6- 0		
3- 1	0- 0		1- 0	HOME		0- 1	0- 0	2- 0		
4- 4	0- 1		0- 0	AWAY		1- 2	0- 1	3- 0		
1- 0	0- 0		0- 0	NEUTRAL		0- 0	0- 0	1- 0		
7- 5	0- 1		1- 0	NON-CONFERENCE		1- 3	0- 1	5- 0		
3- 1	0- 0		1- 0	HOME		0- 1	0- 0	2- 0		
3- 4	0- 1		0- 0	AWAY		1- 2	0- 1	2- 0		
1- 0	0- 0		0- 0	NEUTRAL		0- 0	0- 0	1- 0		
1- 0	0- 0		0- 0	CONFERENCE		0- 0	0- 0	1- 0		
0- 0	0- 0		0- 0	HOME		0- 0	0- 0	0- 0		
1- 0	0- 0		0- 0	AWAY		0- 0	0- 0	1- 0		
0- 0	0- 0		0- 0	NEUTRAL		0- 0	0- 0	0- 0		

RPI 1-25				RPI 26-50				RPI 51-100				RPI 101+			
RPI	S	Opponent	Score	RPI	S	Opponent	Score	RPI	S	Opponent	Score	RPI	S	Opponent	Score
4	A	Stanford	43 71	40	H	Saint Mary's (CA)	76 74	59	H	Pacific	80 83	126	A	Portland St.	50 65
								73	A	Montana	56 62	196	A	UC Riverside	67 59
								94	A	Loyola Marymount	53 60	216	H	Southern Utah	68 45
								98	A	Washington St.	75 62	224	A	Sacramento St.	109 60
												230	N	Nevada	84 68
												242	A	San Francisco	70 68
												338	H	Seattle U	76 59
LAST 12 Division I GAMES:															
				73	A	Montana	56 62	224	A	Sacramento St.	109 60				
				196	A	UC Riverside	67 59	230	N	Nevada	84 68				
				40	H	Saint Mary's (CA)	76 74	94	A	Loyola Marymount	53 60				
				242	A	San Francisco	70 68	216	H	Southern Utah	68 45				
				338	H	Seattle U	76 59	98	A	Washington St.	75 62				
				59	H	Pacific	80 83	126	A	Portland St.	50 65				

UC Davis

Average RPI Win:	248
Average RPI Loss:	106

DIV. I ONLY	10- 2	32	8-2	335	165	151	151	21	21
DIV. I NON-CONF.	9- 2	43	0- 0	325	152	143	143	22	22
TOTALS	RPI 1-25	RPI 26-50	W-L RECORDS	RPI 51-100	RPI 101-150	RPI 150+			
10- 2	0- 1	0- 0	OVERALL	0- 0	2- 0	8- 1			
4- 1	0- 0	0- 0	HOME	0- 0	0- 0	4- 1			
4- 1	0- 1	0- 0	AWAY	0- 0	1- 0	3- 0			
2- 0	0- 0	0- 0	NEUTRAL	0- 0	1- 0	1- 0			
9- 2	0- 1	0- 0	NON-CONFERENCE	0- 0	2- 0	7- 1			
4- 1	0- 0	0- 0	HOME	0- 0	0- 0	4- 1			
3- 1	0- 1	0- 0	AWAY	0- 0	1- 0	2- 0			
2- 0	0- 0	0- 0	NEUTRAL	0- 0	1- 0	1- 0			
1- 0	0- 0	0- 0	CONFERENCE	0- 0	0- 0	1- 0			
0- 0	0- 0	0- 0	HOME	0- 0	0- 0	0- 0			
1- 0	0- 0	0- 0	AWAY	0- 0	0- 0	1- 0			
0- 0	0- 0	0- 0	NEUTRAL	0- 0	0- 0	0- 0			

RPI 1-25				RPI 26-50				RPI 51-100				RPI 101+ Team's RPI: 151			
RPI	S	Opponent	Score	RPI	S	Opponent	Score	RPI	S	Opponent	Score	RPI	S	Opponent	Score
7	A	Oregon	69 115									126	A	Portland St.	73 68
												137	N	Indiana St.	77 61
												164	A	Portland	84 69
												205	H	San Diego St.	70 78
												216	H	Southern Utah	75 58
												264	H	UNLV	57 55
												293	A	San Jose St.	74 66
												295	A	Cal Poly	75 59
												297	H	CSU Bakersfield	85 78
												338	H	Seattle U	65 60
												351	N	LIU Brooklyn	84 71
LAST 12 Division I GAMES:															
295	A	Cal Poly	75 59	205	H	San Diego St.	70 78								
338	H	Seattle U	65 60	293	A	San Jose St.	74 66								
7	A	Oregon	69 115	297	H	CSU Bakersfield	85 78								
126	A	Portland St.	73 68	137	N	Indiana St.	77 61								
164	A	Portland	84 69	351	N	LIU Brooklyn	84 71								
264	H	UNLV	57 55	216	H	Southern Utah	75 58								

UC Irvine

Average RPI Win:	238	WON-LOST	WINNING	LAST 10	STRENGTH OF	OPP. STRENGTH	TEAM	ADJ.	CONF.	ADJ CONF.
Average RPI Loss:	115	RECORD	PCT. RANK	GAMES	SCHEDULE	OF SCHEDULE	RPI	RPI	RPI	RPI
DIV. I ONLY	6- 9	223	4-6	175	132	196	196	21	21	
DIV. I NON-CONF.	6- 8	199	1- 0	184	131	189	189	22	22	

TOTALS	RPI 1-25	RPI 26-50	W-L RECORDS	RPI 51-100	RPI 101-150	RPI 150+				
6- 9	0- 1	0- 3	OVERALL	0- 2	0- 0	6- 3				
3- 1	0- 0	0- 0	HOME	0- 1	0- 0	3- 0				
2- 5	0- 0	0- 2	AWAY	0- 1	0- 0	2- 2				
1- 3	0- 1	0- 1	NEUTRAL	0- 0	0- 0	1- 1				
6- 8	0- 1	0- 3	NON-CONFERENCE	0- 1	0- 0	6- 3				
3- 0	0- 0	0- 0	HOME	0- 0	0- 0	3- 0				
2- 5	0- 0	0- 2	AWAY	0- 1	0- 0	2- 2				
1- 3	0- 1	0- 1	NEUTRAL	0- 0	0- 0	1- 1				
0- 1	0- 0	0- 0	CONFERENCE	0- 1	0- 0	0- 0				
0- 1	0- 0	0- 0	HOME	0- 1	0- 0	0- 0				
0- 0	0- 0	0- 0	AWAY	0- 0	0- 0	0- 0				
0- 0	0- 0	0- 0	NEUTRAL	0- 0	0- 0	0- 0				

RPI 1-25				RPI 26-50				RPI 51-100				RPI 101+				Team's RPI: 196
RPI	S	Opponent	Score	RPI	S	Opponent	Score	RPI	S	Opponent	Score	RPI	S	Opponent	Score	
7	N	Oregon	44 94	38	A	BYU	70 72	57	A	Oklahoma St.	51 76	153	H	New Mexico St.	65 64	
				43	N	Texas A&M	63 70	99	H	UC Davis	59 67	190	H	Coastal Caro.	62 43	
				49	A	Southern Cal i forni a	55 73					199	N	Milwaukee	54 56	
												216	H	Southern Utah	56 50	
												234	N	Eastern Wash.	57 45	
												267	A	Cal i forni a Baptist	57 65	
												273	A	Utah Valley	53 56	
												297	A	CSU Bakersfi el d	79 67	
												339	A	Weber St.	71 39	
LAST 12 Division I GAMES:																
216	H	Southern Utah	56 50	339	A	Weber St.	71 39	234	N	Eastern Wash.	57 45	43	N	Texas A&M	63 70	
99	H	UC Davis	59 67					267	A	Cal i forni a Baptist	57 65	199	N	Milwaukee	54 56	
297	A	CSU Bakersfield	79 67					7	N	Oregon	44 94					
153	H	New Mexico St.	65 64													
273	A	Utah Valley	53 56													
190	H	Coastal Caro.	62 43													

Non-Div I Games:

UC Riverside

RPI

Average RPI	Win:	163	WON-LOST	WINNING	LAST 10	STRENGTH OF	OPP. STRENGTH	TEAM	ADJ.	CONF.	ADJ CONF.
Average RPI	Loss:	16	RECORD	PCT. RANK	GAMES	SCHEDULE	OF SCHEDULE	RPI	RPI	RPI	RPI
DIV. I ONLY		13- 2	21	9-1	119	33	19	19	9	9	
DIV. I NON-CONF.		11- 2	33	0- 0	123	12	18	18	9	9	
<hr/>											
TOTALS	RPI 1-25		RPI 26-50		W-L RECORDS		RPI 51-100		RPI 101-150		RPI 150+
13- 2	0- 1		1- 1		OVERALL		3- 0		3- 0		6- 0
4- 0	0- 0		1- 0		HOME		1- 0		1- 0		1- 0
8- 1	0- 0		0- 1		AWAY		2- 0		2- 0		4- 0
1- 1	0- 1		0- 0		NEUTRAL		0- 0		0- 0		1- 0
11- 2	0- 1		1- 1		NON-CONFERENCE		3- 0		2- 0		5- 0
4- 0	0- 0		1- 0		HOME		1- 0		1- 0		1- 0
6- 1	0- 0		0- 1		AWAY		2- 0		1- 0		3- 0
1- 1	0- 1		0- 0		NEUTRAL		0- 0		0- 0		1- 0
2- 0	0- 0		0- 0		CONFERENCE		0- 0		1- 0		1- 0
0- 0	0- 0		0- 0		HOME		0- 0		0- 0		0- 0
2- 0	0- 0		0- 0		AWAY		0- 0		1- 0		1- 0
0- 0	0- 0		0- 0		NEUTRAL		0- 0		0- 0		0- 0

RPI	S	Opponent	Score	RPI	S	Opponent	Score	RPI	S	Opponent	Score	RPI	S	Opponent	Score
3	N	Syracuse	52 57	29	A	Central Mich.	68 75	59	H	Pacific	64 57	125	A	Duquesne	71 63
				35	H	Villanova	71 56	82	A	Pittsburgh	61 58	128	H	Chattanooga	75 37
								92	A	Quinnipiac	47 45	149	A	South Fla.	62 49
												171	A	Mercer	76 42
												206	A	Delaware	71 60
												226	A	Stetson	78 55
												270	N	Liberty	53 45
												276	H	Richmond	70 48
												296	A	Memphis	68 55
<hr/>															
LAST 12 Division I GAMES:															
149	A	South Fla.	62 49	59	H	Pacific	64 57	125	A	Duquesne	71 63	206	A	Delaware	71 60
296	A	Memphis	68 55	128	H	Chattanooga	75 37	35	H	Villanova	71 56	276	H	Richmond	70 48
92	A	Quinnipiac	47 45	270	N	Liberty	53 45								
3	N	Syracuse	52 57	29	A	Central Mich.	68 75								

Non-Div I Games:

UCF

Average RPI Win:	132	WON-LOST	WINNING	LAST 10	STRENGTH OF	OPP. STRENGTH	TEAM	ADJ.	CONF.	ADJ CONF.
Average RPI Loss:	54	RECORD	PCT. RANK	GAMES	SCHEDULE	OF SCHEDULE	RPI	RPI	RPI	RPI
DIV. I ONLY	9- 6	118	6-4	5	76	26	26	2	2	
DIV. I NON-CONF.	7- 5	132	0- 0	21	136	64	64	2	2	

TOTALS	RPI 1-25	RPI 26-50	W-L RECORDS	RPI 51-100	RPI 101-150	RPI 150+				
9- 6	1- 3	1- 1	OVERALL	2- 1	3- 1	2- 0				
6- 1	0- 1	0- 0	HOME	2- 0	3- 0	1- 0				
3- 2	1- 1	1- 0	AWAY	0- 1	0- 0	1- 0				
0- 3	0- 1	0- 1	NEUTRAL	0- 0	0- 1	0- 0				
7- 5	0- 2	0- 1	NON-CONFERENCE	2- 1	3- 1	2- 0				
6- 1	0- 1	0- 0	HOME	2- 0	3- 0	1- 0				
1- 1	0- 0	0- 0	AWAY	0- 1	0- 0	1- 0				
0- 3	0- 1	0- 1	NEUTRAL	0- 0	0- 1	0- 0				
2- 1	1- 1	1- 0	CONFERENCE	0- 0	0- 0	0- 0				
0- 0	0- 0	0- 0	HOME	0- 0	0- 0	0- 0				
2- 1	1- 1	1- 0	AWAY	0- 0	0- 0	0- 0				
0- 0	0- 0	0- 0	NEUTRAL	0- 0	0- 0	0- 0				

RPI 1-25				RPI 26-50				RPI 51-100				RPI 101+			
RPI	S	Opponent	Score	RPI	S	Opponent	Score	RPI	S	Opponent	Score	RPI	S	Opponent	Score
4	A	Stanford	80 86	42	N	North Carolina	49 83	57	H	Oklahoma St.	71 59	103	H	Rice	59 50
12	H	Indiana	65 67	49	A	Southern California	72 65	94	A	Loyola Marymount	63 69	116	H	Fresno St.	89 80
21	A	California	84 79					100	H	Seton Hall	78 62	119	H	Georgia	80 69
24	N	Kentucky	74 75									149	N	South Fla.	56 60
												295	H	Cal Poly	81 35
												328	A	UIC	78 47

LAST 12 Division I GAMES:															
4	A	Stanford	80 86	57	H	Oklahoma St.	71 59	116	H	Fresno St.	89 80	12	H	Indiana	65 67
21	A	California	84 79	42	N	North Carolina	49 83	100	H	Seton Hall	78 62	149	N	South Fla.	56 60
49	A	Southern California	72 65	57	H	Oklahoma St.	71 59	94	A	Loyola Marymount	63 69	24	N	Kentucky	74 75
295	H	Cal Poly	81 35	42	N	North Carolina	49 83	100	H	Seton Hall	78 62	295	H	Cal Poly	81 35
328	A	UIC	78 47									328	A	UIC	78 47
100	H	Seton Hall	78 62												

Non-Div I Games:

UCLA

U
C
o
n
n

UConn			Through Games Of Jan. 8, 2019								
Average RPI	Win:	111	WON-LOST	WINNING	LAST 10	STRENGTH OF	OPP. STRENGTH	TEAM	ADJ.	CONF.	ADJ CONF.
Average RPI	Loss:	5	RECORD	PCT. RANK	GAMES	SCHEDULE	OF SCHEDULE	RPI	RPI	RPI	RPI
DIV. I ONLY			12- 1	13	9-1	29	1	6	6	9	9
DIV. I NON-CONF.			11- 1	13	0- 0	31	3	2	2	9	9

TOTALS	RPI 1-25		RPI 26-50		W-L RECORDS	RPI 51-100		RPI 101-150		RPI 150+	
12- 1	2- 1		0- 0		OVERALL	4- 0		2- 0		4- 0	
3- 0	0- 0		0- 0		HOME	2- 0		0- 0		1- 0	
5- 1	2- 1		0- 0		AWAY	0- 0		2- 0		1- 0	
4- 0	0- 0		0- 0		NEUTRAL	2- 0		0- 0		2- 0	
11- 1	2- 1		0- 0		NON-CONFERENCE	4- 0		1- 0		4- 0	
3- 0	0- 0		0- 0		HOME	2- 0		0- 0		1- 0	
4- 1	2- 1		0- 0		AWAY	0- 0		1- 0		1- 0	
4- 0	0- 0		0- 0		NEUTRAL	2- 0		0- 0		2- 0	
1- 0	0- 0		0- 0		CONFERENCE	0- 0		1- 0		0- 0	
0- 0	0- 0		0- 0		HOME	0- 0		0- 0		0- 0	
1- 0	0- 0		0- 0		AWAY	0- 0		1- 0		0- 0	
0- 0	0- 0		0- 0		NEUTRAL	0- 0		0- 0		0- 0	

RPI 1-25 Team's RPI: 6				RPI 26-50				RPI 51-100				RPI 101+			
RPI	S	Opponent	Score	RPI	S	Opponent	Score	RPI	S	Opponent	Score	RPI	S	Opponent	Score
1	A	Notre Dame	89 71					56	H	DePaul	99 63	118	A	Houston	81 61
5	A	Bayl or	57 68					65	N	St. John's (NY)	65 55	133	A	Okl ahoma	72 63
21	A	Cal i forni a	76 66					74	N	Purdue	86 40	162	H	Ohio St.	85 53
								100	H	Seton Hal l	99 61	172	N	Vanderbi l t	80 42
												202	A	Saint Loui s	98 42
												228	N	Ole Mi ss	90 50

LAST 12 Di vi si on I GAMES:															
118	A	Houston	81 61	202	A	Saint Loui s	98 42								
5	A	Bayl or	57 68	1	A	Notre Dame	89 71								
21	A	Cal i forni a	76 66	56	H	DePaul	99 63								
133	A	Okl ahoma	72 63	74	N	Purdue	86 40								
100	H	Seton Hal l	99 61	65	N	St. John's (NY)	65 55								
172	N	Vanderbi l t	80 42	228	N	Ole Mi ss	90 50								

U
C
o
n
n

Non-Di v I Games:

UConn

UIC		Average RPI Win: 327	WON-LOST RECORD	WINNING PCT. RANK	LAST 10 GAMES	STRENGTH OF SCHEDULE	OPP. STRENGTH OF SCHEDULE	TEAM RPI	ADJ. RPI	CONF. RPI	ADJ CONF. RPI
Average RPI Loss: 169											
DIV. I ONLY		2- 13	322	1-9		252	263	328	328	19	19
DIV. I NON-CONF.		2- 9	297	0- 0		258	261	324	324	17	17

TOTALS	RPI 1-25		RPI 26-50		W-L RECORDS	RPI 51-100		RPI 101-150		RPI 150+	
2- 13	0- 1		0- 1		OVERALL	0- 2		0- 3		2- 6	
1- 5	0- 0		0- 1		HOME	0- 1		0- 1		1- 2	
1- 6	0- 1		0- 0		AWAY	0- 1		0- 2		1- 2	
0- 2	0- 0		0- 0		NEUTRAL	0- 0		0- 0		0- 2	
2- 9	0- 1		0- 1		NON-CONFERENCE	0- 1		0- 2		2- 4	
1- 3	0- 0		0- 1		HOME	0- 0		0- 1		1- 1	
1- 4	0- 1		0- 0		AWAY	0- 1		0- 1		1- 1	
0- 2	0- 0		0- 0		NEUTRAL	0- 0		0- 0		0- 2	
0- 4	0- 0		0- 0		CONFERENCE	0- 1		0- 1		0- 2	
0- 2	0- 0		0- 0		HOME	0- 1		0- 0		0- 1	
0- 2	0- 0		0- 0		AWAY	0- 0		0- 1		0- 1	
0- 0	0- 0		0- 0		NEUTRAL	0- 0		0- 0		0- 0	

RPI 1-25				RPI 26-50				RPI 51-100				RPI 101+ Team's RPI: 328			
RPI	S	Opponent	Score	RPI	S	Opponent	Score	RPI	S	Opponent	Score	RPI	S	Opponent	Score
18	A	Marquette	32 96	26	H	UCLA	47 78	79	A	Northwestern	44 87	107	A	Youngstown St.	29 81
								96	H	Wright St.	46 79	136	H	Miami (OH)	56 65
												137	A	Indiana St.	53 60
												212	A	Eastern Mich.	38 52
												240	H	Loyola Chicago	60 75
												244	A	Cleveland St.	53 71
												284	N	Fairfield	60 68
												287	H	Northern Ky.	49 67
												308	H	Valparaiso	75 65
												331	N	Jackson St.	57 72
												345	A	Evansville	62 54

LAST 12 Division I GAMES:															
244	A	Cleveland St.	53 71	284	N	Fairfield	60 68								
107	A	Youngstown St.	29 81	26	H	UCLA	47 78								
96	H	Wright St.	46 79	137	A	Indiana St.	53 60								
287	H	Northern Ky.	49 67	345	A	Evansville	62 54								
331	N	Jackson St.	57 72	136	H	Miami (OH)	56 65								
18	A	Marquette	32 96	212	A	Eastern Mich.	38 52								

Non-Div I Games:

UIC

U
M
B
C

UMBC

Through Games Of Jan. 8, 2019

Average RPI Win:	293	WON-LOST RECORD	WINNING PCT. RANK	LAST 10 GAMES	STRENGTH OF SCHEDULE	OPP. STRENGTH OF SCHEDULE	TEAM RPI	ADJ. RPI	CONF. RPI	ADJ CONF. RPI
Average RPI Loss:	149									
DIV. I ONLY	4- 7	236	3-7	321	191	289	289	23	23	
DIV. I NON-CONF.	4- 6	212	0- 0	335	214	296	296	23	23	

TOTALS

RPI 1-25

RPI 26-50

W-L RECORDS

RPI 51-100

RPI 101-150

RPI 150+

4- 7	0- 0	0- 1	OVERALL	0- 1	0- 1	4- 4
0- 4	0- 0	0- 0	HOME	0- 0	0- 1	0- 3
2- 3	0- 0	0- 1	AWAY	0- 1	0- 0	2- 1
2- 0	0- 0	0- 0	NEUTRAL	0- 0	0- 0	2- 0
4- 6	0- 0	0- 1	NON-CONFERENCE	0- 0	0- 1	4- 4
0- 4	0- 0	0- 0	HOME	0- 0	0- 1	0- 3
2- 2	0- 0	0- 1	AWAY	0- 0	0- 0	2- 1
2- 0	0- 0	0- 0	NEUTRAL	0- 0	0- 0	2- 0
0- 1	0- 0	0- 0	CONFERENCE	0- 1	0- 0	0- 0
0- 0	0- 0	0- 0	HOME	0- 0	0- 0	0- 0
0- 1	0- 0	0- 0	AWAY	0- 1	0- 0	0- 0
0- 0	0- 0	0- 0	NEUTRAL	0- 0	0- 0	0- 0

RPI 1-25

RPI 26-50

RPI 51-100

RPI 101+

Team's RPI: 289

RPI	S	Opponent	Score	RPI	S	Opponent	Score	RPI	S	Opponent	Score	RPI	S	Opponent	Score
				32	A	Maryl and	61 92								
								80	A	Mai ne	44 84	117	H	Towson	62 71
												168	A	Ameri can	42 64
												198	H	UMES	67 73
												201	H	Mt. St. Mary's	52 65
												249	H	Hofstra	42 45
												260	A	Coppin St.	57 52
												268	N	Kennesaw St.	57 53
												310	N	UTSA	72 58
												334	A	Morgan St.	73 68

LAST 12 Di vi si on I GAMES:

80	A	Mai ne	44 84	32	A	Maryl and	61 92
198	H	UMES	67 73	168	A	Ameri can	42 64
334	A	Morgan St.	73 68	117	H	Towson	62 71
249	H	Hofstra	42 45	260	A	Coppin St.	57 52
201	H	Mt. St. Mary's	52 65	268	N	Kennesaw St.	57 53
				310	N	UTSA	72 58

Non-Di v I Games:

Notre Dame (MD)	81	43	Eastern	81	42	Gettysburg	65	51
-----------------	----	----	---------	----	----	------------	----	----

UMBC

Loss, Non-Conf, S Site, H Home A Away N Neutral

Page 307

U
M
B
C

UMKC		Average RPI Win: 263	WON-LOST RECORD	WINNING PCT. RANK	LAST 10 GAMES	STRENGTH OF SCHEDULE	OPP. STRENGTH OF SCHEDULE	TEAM RPI	ADJ. RPI	CONF. RPI	ADJ CONF. RPI
		Average RPI Loss: 117									
DIV. I ONLY		5- 7	208	7-3	134	290	174	174	30	30	
DIV. I NON-CONF.		4- 7	228	0- 0	70	300	172	172	30	30	

TOTALS	RPI 1-25	RPI 26-50	W-L RECORDS		RPI 51-100	RPI 101-150	RPI 150+				
5- 7	0- 0	0- 2	OVERALL		0- 1	0- 0	5- 4				
2- 2	0- 0	0- 0	HOME		0- 0	0- 0	2- 2				
3- 5	0- 0	0- 2	AWAY		0- 1	0- 0	3- 2				
0- 0	0- 0	0- 0	NEUTRAL		0- 0	0- 0	0- 0				
4- 7	0- 0	0- 2	NON-CONFERENCE		0- 1	0- 0	4- 4				
2- 2	0- 0	0- 0	HOME		0- 0	0- 0	2- 2				
2- 5	0- 0	0- 2	AWAY		0- 1	0- 0	2- 2				
0- 0	0- 0	0- 0	NEUTRAL		0- 0	0- 0	0- 0				
1- 0	0- 0	0- 0	CONFERENCE		0- 0	0- 0	1- 0				
0- 0	0- 0	0- 0	HOME		0- 0	0- 0	0- 0				
1- 0	0- 0	0- 0	AWAY		0- 0	0- 0	1- 0				
0- 0	0- 0	0- 0	NEUTRAL		0- 0	0- 0	0- 0				

RPI 1-25				RPI 26-50				RPI 51-100				RPI 101+ Team's RPI: 174			
RPI	S	Opponent	Score	RPI	S	Opponent	Score	RPI	S	Opponent	Score	RPI	S	Opponent	Score
				31	A	Missouri	59 66	52	A	Kansas St.	50 61	156	A	Oral Roberts	64 75
				47	A	Kansas	55 67					157	A	Denver	75 92
												166	H	Illinois St.	55 62
												186	H	Louisiana Tech	80 70
												208	H	George Mason	84 91
												232	H	SIUE	80 75
												240	A	Loyola Chicago	88 74
												321	A	North Dakota St.	69 59
												335	A	Chicago St.	111 58
LAST 12 Division I GAMES:															
				335	A	Chicago St.	111 58	321	A	North Dakota St.	69 59				
				166	H	Illinois St.	55 62	208	H	George Mason	84 91				
				186	H	Louisiana Tech	80 70	156	A	Oral Roberts	64 75				
				232	H	SIUE	80 75	52	A	Kansas St.	50 61				
				240	A	Loyola Chicago	88 74	157	A	Denver	75 92				
				31	A	Missouri	59 66	47	A	Kansas	55 67				

Non-Div I Games: Peru St. 98 62 Mo.-St. Louis 92 63

UMKC

■ Loss,
 ■ Non-Conf, S Site,
 ■ Home
 ■ Away
 N Neutral

Average RPI Win:	284	WON-LOST	WINNING	LAST 10	STRENGTH OF	OPP. STRENGTH	TEAM	ADJ.	CONF.	ADJ CONF.
Average RPI Loss:	196	RECORD	PCT. RANK	GAMES	SCHEDULE	OF SCHEDULE	RPI	RPI	RPI	RPI
DIV. I ONLY	4- 10	266	3-7	221	332	271	271	23	23	
DIV. I NON-CONF.	3- 9	271	0- 0	251	330	288	288	23	23	

TOTALS	RPI 1-25	RPI 26-50	W-L RECORDS	RPI 51-100	RPI 101-150	RPI 150+				
4- 10	0- 1	0- 0	OVERALL	0- 1	0- 2	4- 6				
2- 3	0- 0	0- 0	HOME	0- 0	0- 1	2- 2				
2- 7	0- 1	0- 0	AWAY	0- 1	0- 1	2- 4				
0- 0	0- 0	0- 0	NEUTRAL	0- 0	0- 0	0- 0				
3- 9	0- 1	0- 0	NON-CONFERENCE	0- 1	0- 1	3- 6				
1- 3	0- 0	0- 0	HOME	0- 0	0- 1	1- 2				
2- 6	0- 1	0- 0	AWAY	0- 1	0- 0	2- 4				
0- 0	0- 0	0- 0	NEUTRAL	0- 0	0- 0	0- 0				
1- 1	0- 0	0- 0	CONFERENCE	0- 0	0- 1	1- 0				
1- 0	0- 0	0- 0	HOME	0- 0	0- 0	1- 0				
0- 1	0- 0	0- 0	AWAY	0- 0	0- 1	0- 0				
0- 0	0- 0	0- 0	NEUTRAL	0- 0	0- 0	0- 0				

RPI 1-25				RPI 26-50				RPI 51-100				RPI 101+				Team's RPI: 271
RPI	S	Opponent	Score	RPI	S	Opponent	Score	RPI	S	Opponent	Score	RPI	S	Opponent	Score	
17	A	Butler	36 89					100	A	Seton Hall	57 90	127	H	Providence	47 71	
												134	A	Stony Brook	56 76	
												185	A	Massachusetts	62 59	
												195	A	Cornell	54 63	
												225	A	Dartmouth	54 70	
												247	A	Holy Cross	54 63	
												273	H	Colgate	52 61	
												294	H	Saint Peter's	59 57	
												306	H	Vermont	54 51	
												309	H	Bryant	57 58	
												334	A	Morgan St.	49 61	
												351	A	LIU Brooklyn	69 64	
LAST 12 Division I GAMES:																
134	A	Stony Brook	56 76	273	H	Colgate	52 61									
306	H	Vermont	54 51	247	A	Holy Cross	54 63									
334	A	Morgan St.	49 61	351	A	LIU Brooklyn	69 64									
185	A	Massachusetts	62 59	100	A	Seton Hall	57 90									
225	A	Dartmouth	54 70	17	A	Butler	36 89									
127	H	Providence	47 71	195	A	Cornell	54 63									

Non-Div I Games: Fisher 79 45

UMass Lowell

Average RPI Win:	254	WON-LOST	WINNING	LAST 10	STRENGTH OF	OPP. STRENGTH	TEAM	ADJ.	CONF.	ADJ CONF.
Average RPI Loss:	139	RECORD	PCT. RANK	GAMES	SCHEDULE	OF SCHEDULE	RPI	RPI	RPI	RPI
DIV. I ONLY	4- 8	248	4-6	170	238	248	248	29	29	
DIV. I NON-CONF.	4- 6	212	0- 0	155	220	210	210	29	29	

TOTALS	RPI 1-25	RPI 26-50	W-L RECORDS	RPI 51-100	RPI 101-150	RPI 150+				
4- 8	0- 1	0- 0	OVERALL	0- 1	0- 3	4- 3				
4- 1	0- 0	0- 0	HOME	0- 0	0- 0	4- 1				
0- 7	0- 1	0- 0	AWAY	0- 1	0- 3	0- 2				
0- 0	0- 0	0- 0	NEUTRAL	0- 0	0- 0	0- 0				
4- 6	0- 1	0- 0	NON-CONFERENCE	0- 1	0- 2	4- 2				
4- 0	0- 0	0- 0	HOME	0- 0	0- 0	4- 0				
0- 6	0- 1	0- 0	AWAY	0- 1	0- 2	0- 2				
0- 0	0- 0	0- 0	NEUTRAL	0- 0	0- 0	0- 0				
0- 2	0- 0	0- 0	CONFERENCE	0- 0	0- 1	0- 1				
0- 1	0- 0	0- 0	HOME	0- 0	0- 0	0- 1				
0- 1	0- 0	0- 0	AWAY	0- 0	0- 1	0- 0				
0- 0	0- 0	0- 0	NEUTRAL	0- 0	0- 0	0- 0				

RPI 1-25				RPI 26-50				RPI 51-100				RPI 101+ Team's RPI: 248			
RPI	S	Opponent	Score	RPI	S	Opponent	Score	RPI	S	Opponent	Score	RPI	S	Opponent	Score
23	A	Tennessee	46 73					81	A	Middle Tenn.	46 67	123	A	Tennessee Tech	53 60
												130	A	Radford	46 60
												131	A	Charlotte	53 70
												171	A	Mercer	47 61
												183	H	Davison	69 56
												213	A	Furman	47 58
												243	H	Hampton	58 61
												250	H	Wofford	60 46
												263	H	ETSU	56 55
												320	H	Western Caro.	74 49

LAST 12 Division I GAMES:															
243	H	Hampton	58 61	213	A	Furman	47 58								
130	A	Radford	46 60	250	H	Wofford	60 46								
171	A	Mercer	47 61	183	H	Davison	69 56								
81	A	Middle Tenn.	46 67	320	H	Western Caro.	74 49								
123	A	Tennessee Tech	53 60	23	A	Tennessee	46 73								
263	H	ETSU	56 55	131	A	Charlotte	53 70								

Non-Div I Games: Warren Wilson 92 31

UNC Asheville

Average RPI Win:	241	WON-LOST	WINNING	LAST 10	STRENGTH OF	OPP. STRENGTH	TEAM	ADJ.	CONF.	ADJ CONF.
Average RPI Loss:	187	RECORD	PCT. RANK	GAMES	SCHEDULE	OF SCHEDULE	RPI	RPI	RPI	RPI

DIV. I ONLY	2- 9	305	3-7	267	209	316	316	25	25
DIV. I NON-CONF.	2- 9	297	0- 1	271	205	321	321	26	26

TOTALS	RPI 1-25	RPI 26-50	W-L RECORDS	RPI 51-100	RPI 101-150	RPI 150+			
2- 9	0- 0	0- 1	OVERALL	0- 1	0- 1	2- 6			
1- 1	0- 0	0- 0	HOME	0- 0	0- 0	1- 1			
0- 7	0- 0	0- 1	AWAY	0- 0	0- 1	0- 5			
1- 1	0- 0	0- 0	NEUTRAL	0- 1	0- 0	1- 0			
2- 9	0- 0	0- 1	NON-CONFERENCE	0- 1	0- 1	2- 6			
1- 1	0- 0	0- 0	HOME	0- 0	0- 0	1- 1			
0- 7	0- 0	0- 1	AWAY	0- 0	0- 1	0- 5			
1- 1	0- 0	0- 0	NEUTRAL	0- 1	0- 0	1- 0			
0- 0	0- 0	0- 0	CONFERENCE	0- 0	0- 0	0- 0			
0- 0	0- 0	0- 0	HOME	0- 0	0- 0	0- 0			
0- 0	0- 0	0- 0	AWAY	0- 0	0- 0	0- 0			
0- 0	0- 0	0- 0	NEUTRAL	0- 0	0- 0	0- 0			

RPI S Opponent	Score	RPI S Opponent	Score	RPI S Opponent	Score	RPI S Opponent	Score
42 A North Carolina	62 83	100 N Seton Hall I	64 71	132 A Appalachian St.	65 68	176 A Georgia St.	63 70
				187 A High Point	75 82	190 H Coastal Caro.	71 78
				212 N Eastern Mich.	49 44	238 A Campbel I	49 53
				270 H Liberty	48 45	276 A Richmond	48 59
				340 A N. C. Central	57 66		

Team's RPI: 316							

LAST 12 Division I GAMES:							
276 A Richmond	48 59	42 A North Carolina	62 83	132 A Appalachian St.	65 68	176 A Georgia St.	63 70
190 H Coastal Caro.	71 78	187 A High Point	75 82	238 A Campbel I	49 53		
100 N Seton Hall I	64 71	270 H Liberty	48 45				
212 N Eastern Mich.	49 44	340 A N. C. Central	57 66				

Non-Div I Games:	Pfeiffer	92 23	UNC Pembroke	72 32	Lees-McRae	92 36	Young Harris	62 29
UNC Greensboro								

Average RPI Win:	310	WON-LOST	WINNING	LAST 10	STRENGTH OF	OPP. STRENGTH	TEAM	ADJ.	CONF.	ADJ CONF.
Average RPI Loss:	82	RECORD	PCT. RANK	GAMES	SCHEDULE	OF SCHEDULE	RPI	RPI	RPI	RPI
DIV. I ONLY	6- 4	118	7-3	241	317	160	160	12	12	
DIV. I NON-CONF.	5- 4	139	0- 0	222	298	152	152	14	14	
<hr/>										
TOTALS	RPI 1-25	RPI 26-50	W-L RECORDS	RPI 51-100	RPI 101-150	RPI 150+				
6- 4	0- 0	0- 2	OVERALL	0- 1	0- 0	6- 1				
4- 0	0- 0	0- 0	HOME	0- 0	0- 0	4- 0				
2- 4	0- 0	0- 2	AWAY	0- 1	0- 0	2- 1				
0- 0	0- 0	0- 0	NEUTRAL	0- 0	0- 0	0- 0				
5- 4	0- 0	0- 2	NON-CONFERENCE	0- 1	0- 0	5- 1				
3- 0	0- 0	0- 0	HOME	0- 0	0- 0	3- 0				
2- 4	0- 0	0- 2	AWAY	0- 1	0- 0	2- 1				
0- 0	0- 0	0- 0	NEUTRAL	0- 0	0- 0	0- 0				
1- 0	0- 0	0- 0	CONFERENCE	0- 0	0- 0	1- 0				
1- 0	0- 0	0- 0	HOME	0- 0	0- 0	1- 0				
0- 0	0- 0	0- 0	AWAY	0- 0	0- 0	0- 0				
0- 0	0- 0	0- 0	NEUTRAL	0- 0	0- 0	0- 0				

RPI 1-25				RPI 26-50				RPI 51-100				RPI 101+				Team's RPI: 160	
RPI	S	Opponent	Score	RPI	S	Opponent	Score	RPI	S	Opponent	Score	RPI	S	Opponent	Score		
				41	A	Ohio	72 95	82	A	Pittsburgh	56 60	161	A	VCU	47 58		
				42	A	North Carolina	55 82					189	A	East Carolina	71 68		
												313	H	Presbyterian	63 48		
												336	H	Col. of Charleston	71 49		
												337	H	Grand Canyon	77 55		
												340	A	N. C. Central	89 82		
												344	H	Longwood	35 33		
LAST 12 Division I GAMES:																	
				189	A	East Carolina	71 68	336	H	Col. of Charleston	71 49						
				344	H	Longwood	35 33	337	H	Grand Canyon	77 55						
				82	A	Pittsburgh	56 60	313	H	Presbyterian	63 48						
				42	A	North Carolina	55 82	41	A	Ohio	72 95						
				161	A	VCU	47 58										
				340	A	N. C. Central	89 82										

Non-Div I Games: Fayetteville St. 72 54 Belmont Abbey 74 58

UNCW

UNI		Through Games Of Jan. 8, 2019								
Average RPI Win:	182	WON-LOST RECORD	WINNING PCT. RANK	LAST 10 GAMES	STRENGTH OF SCHEDULE	OPP. STRENGTH OF SCHEDULE	TEAM RPI	ADJ. RPI	CONF. RPI	ADJ CONF. RPI
Average RPI Loss:	62									
DIV. I ONLY		7- 6	151	6-4	50	97	64	64	13	13
DIV. I NON-CONF.		6- 5	143	0- 1	72	38	63	63	13	13

TOTALS	RPI 1-25		RPI 26-50		W-L RECORDS		RPI 51-100		RPI 101-150	RPI 150+
7- 6	0- 2		0- 1		OVERALL		1- 2		1- 0	5- 1
4- 0	0- 0		0- 0		HOME		1- 0		0- 0	3- 0
3- 5	0- 2		0- 0		AWAY		0- 2		1- 0	2- 1
0- 1	0- 0		0- 1		NEUTRAL		0- 0		0- 0	0- 0
6- 5	0- 2		0- 1		NON-CONFERENCE		1- 2		1- 0	4- 0
4- 0	0- 0		0- 0		HOME		1- 0		0- 0	3- 0
2- 4	0- 2		0- 0		AWAY		0- 2		1- 0	1- 0
0- 1	0- 0		0- 1		NEUTRAL		0- 0		0- 0	0- 0
1- 1	0- 0		0- 0		CONFERENCE		0- 0		0- 0	1- 1
0- 0	0- 0		0- 0		HOME		0- 0		0- 0	0- 0
1- 1	0- 0		0- 0		AWAY		0- 0		0- 0	1- 1
0- 0	0- 0		0- 0		NEUTRAL		0- 0		0- 0	0- 0

RPI 1-25				RPI 26-50				RPI 51-100 Team's RPI: 64				RPI 101+			
RPI	S	Opponent	Score	RPI	S	Opponent	Score	RPI	S	Opponent	Score	RPI	S	Opponent	Score
14	A	Iowa	57 83	45	N	Boise St.	60 61	52	A	Kansas St.	62 72	102	A	IUPUI	53 40
18	A	Marquette	61 102					77	A	Northern Ill.	59 70	165	H	North Dakota	64 60
								77	H	Creighton	65 55	166	A	Illinois St.	64 66
												178	A	Bradley	81 78
												206	H	Delaware	79 67
												241	A	Long Beach St.	71 64
												302	H	Omaha	79 50

LAST 12 Division I GAMES:															
166	A	Illinois St.	64 66	77	A	Northern Ill.	59 70	18	A	Marquette	61 102				
52	A	Kansas St.	62 72	18	A	Bradley	81 78	45	N	Boise St.	60 61				
302	H	Omaha	79 50	241	A	Long Beach St.	71 64								
14	A	Iowa	57 83	77	H	Creighton	65 55								
165	H	North Dakota	64 60												
102	A	IUPUI	53 40												

Non-Div I Games: Minnesota St. 73 56

UNI

Average RPI Win:	266	WON-LOST	WINNING	LAST 10	STRENGTH OF	OPP. STRENGTH	TEAM	ADJ.	CONF.	ADJ CONF.
Average RPI Loss:	123	RECORD	PCT. RANK	GAMES	SCHEDULE	OF SCHEDULE	RPI	RPI	RPI	RPI
DIV. I ONLY	2- 11	313	2-8	89	168	264	264	10	10	
DIV. I NON-CONF.	2- 9	297	0- 1	80	219	267	267	10	10	
<hr/>										
TOTALS	RPI 1-25	RPI 26-50	W-L RECORDS	RPI 51-100	RPI 101-150	RPI 150+				
2- 11	0- 1	0- 3	OVERALL	0- 2	0- 1	2- 4				
2- 5	0- 1	0- 1	HOME	0- 2	0- 0	2- 1				
0- 6	0- 0	0- 2	AWAY	0- 0	0- 1	0- 3				
0- 0	0- 0	0- 0	NEUTRAL	0- 0	0- 0	0- 0				
2- 9	0- 1	0- 2	NON-CONFERENCE	0- 2	0- 1	2- 3				
2- 5	0- 1	0- 1	HOME	0- 2	0- 0	2- 1				
0- 4	0- 0	0- 1	AWAY	0- 0	0- 1	0- 2				
0- 0	0- 0	0- 0	NEUTRAL	0- 0	0- 0	0- 0				
0- 2	0- 0	0- 1	CONFERENCE	0- 0	0- 0	0- 1				
0- 0	0- 0	0- 0	HOME	0- 0	0- 0	0- 0				
0- 2	0- 0	0- 1	AWAY	0- 0	0- 0	0- 1				
0- 0	0- 0	0- 0	NEUTRAL	0- 0	0- 0	0- 0				

RPI 1-25				RPI 26-50				RPI 51-100				RPI 101+ Team's RPI: 264			
RPI	S	Opponent	Score	RPI	S	Opponent	Score	RPI	S	Opponent	Score	RPI	S	Opponent	Score
11	H	Gonzaga	59 70	36	A	Duke	38 66	81	H	Middle Tenn.	62 66	126	A	Portland St.	49 58
				44	A	Wyoming	62 90	96	H	Wright St.	52 68	151	A	UC Irvine	55 57
				49	H	Southern California	72 86					155	A	Colorado St.	49 52
												233	H	Florida	56 53
												291	H	Hawaii	61 66
												299	H	UC Santa Barbara	69 51
												312	A	South Carolina St.	49 58
<hr/>															
LAST 12 Division I GAMES:															
				44	A	Wyoming	62 90	312	A	South Carolina St.	49 58				
				155	A	Colorado St.	49 52	233	H	Florida	56 53				
				291	H	Hawaii	61 66	81	H	Middle Tenn.	62 66				
				126	A	Portland St.	49 58	299	H	UC Santa Barbara	69 51				
				36	A	Duke	38 66	11	H	Gonzaga	59 70				
				49	H	Southern California	72 86	151	A	UC Irvine	55 57				

Non-Div I Games:

UNLV

Average RPI	Win:	340	WON-LOST	WINNING	LAST 10	STRENGTH OF	OPP. STRENGTH	TEAM	ADJ.	CONF.	ADJ CONF.
Average RPI	Loss:	209	RECORD	PCT. RANK	GAMES	SCHEDULE	OF SCHEDULE	RPI	RPI	RPI	RPI
DIV. I ONLY		1- 8		327	4-6	286	328	330	330	29	29
DIV. I NON-CONF.		1- 7		319	0- 0	292	321	331	331	29	29

TOTALS	RPI 1-25		RPI 26-50		W-L RECORDS	RPI 51-100		RPI 101-150		RPI 150+	
1- 8	0- 0		0- 0		OVERALL	0- 2		0- 0		1- 6	
0- 1	0- 0		0- 0		HOME	0- 0		0- 0		0- 1	
1- 7	0- 0		0- 0		AWAY	0- 2		0- 0		1- 5	
0- 0	0- 0		0- 0		NEUTRAL	0- 0		0- 0		0- 0	
1- 7	0- 0		0- 0		NON-CONFERENCE	0- 2		0- 0		1- 5	
0- 0	0- 0		0- 0		HOME	0- 0		0- 0		0- 0	
1- 7	0- 0		0- 0		AWAY	0- 2		0- 0		1- 5	
0- 0	0- 0		0- 0		NEUTRAL	0- 0		0- 0		0- 0	
0- 1	0- 0		0- 0		CONFERENCE	0- 0		0- 0		0- 1	
0- 1	0- 0		0- 0		HOME	0- 0		0- 0		0- 1	
0- 0	0- 0		0- 0		AWAY	0- 0		0- 0		0- 0	
0- 0	0- 0		0- 0		NEUTRAL	0- 0		0- 0		0- 0	

RPI 1-25				RPI 26-50				RPI 51-100				RPI 101+ Team's RPI: 330			
RPI	S	Opponent	Score	RPI	S	Opponent	Score	RPI	S	Opponent	Score	RPI	S	Opponent	Score
								60	A	Virginia Tech	45 96	187	H	High Point	61 87
								85	A	Nebraska	64 87	189	A	East Carolina	53 63
												213	A	Furman	67 78
												302	A	Omaha	69 96
												312	A	South Carolina St.	66 71
												320	A	Western Caro.	64 68
												340	A	N. C. Central	82 63

LAST 12 Division I GAMES:															
312	A	South Carolina St.	66 71	187	H	High Point	61 87								
340	A	N. C. Central	82 63	189	A	East Carolina	53 63								
213	A	Furman	67 78	320	A	Western Caro.	64 68								
85	A	Nebraska	64 87												
302	A	Omaha	69 96												
60	A	Virginia Tech	45 96												

Non-Div I Games: Brevard 71 53 Converse 69 51 UNKNOWN 101 53

USC Upstate

Average RPI	Win:	227	WON-LOST	WINNING	LAST 10	STRENGTH OF	OPP. STRENGTH	TEAM	ADJ.	CONF.	ADJ CONF.
Average RPI	Loss:	99	RECORD	PCT. RANK	GAMES	SCHEDULE	OF SCHEDULE	RPI	RPI	RPI	RPI
DIV. I ONLY		9- 4		78	7-3	265	153	135	135	15	15
DIV. I NON-CONF.		8- 3		72	0- 0	267	146	126	126	16	16

TOTALS	RPI 1-25		RPI 26-50		W-L RECORDS	RPI 51-100		RPI 101-150		RPI 150+	
9- 4	0- 0		0- 1		OVERALL	0- 1		2- 1		7- 1	
3- 2	0- 0		0- 1		HOME	0- 1		1- 0		2- 0	
6- 2	0- 0		0- 0		AWAY	0- 0		1- 1		5- 1	
0- 0	0- 0		0- 0		NEUTRAL	0- 0		0- 0		0- 0	
8- 3	0- 0		0- 1		NON-CONFERENCE	0- 1		2- 1		6- 0	
3- 2	0- 0		0- 1		HOME	0- 1		1- 0		2- 0	
5- 1	0- 0		0- 0		AWAY	0- 0		1- 1		4- 0	
0- 0	0- 0		0- 0		NEUTRAL	0- 0		0- 0		0- 0	
1- 1	0- 0		0- 0		CONFERENCE	0- 0		0- 0		1- 1	
0- 0	0- 0		0- 0		HOME	0- 0		0- 0		0- 0	
1- 1	0- 0		0- 0		AWAY	0- 0		0- 0		1- 1	
0- 0	0- 0		0- 0		NEUTRAL	0- 0		0- 0		0- 0	

RPI	S	Opponent	Score	RPI	S	Opponent	Score	RPI	S	Opponent	Score	RPI	S	Opponent	Score
49	H	Southern Cal i forn i a	61 73	55	H	Arkansas	65 66	116	A	Fresno St.	61 70	118	A	Houston	65 61
								121	H	Grambling	78 54	156	A	Oral Roberts	80 62
								176	A	Georgia St.	48 50	217	A	SMU	66 41
								242	A	San Francisco	80 73	252	A	Ga. Southern	74 53
								292	A	Incarname Word	97 49	310	H	UTSA	53 48
								331	H	Jackson St.	99 63				

Team's RPI: 135															
LAST 12 Division I GAMES:															
156	A	Oral Roberts	80 62	252	A	Ga. Southern	74 53								
292	A	Incarname Word	97 49	176	A	Georgia St.	48 50								
242	A	San Francisco	80 73	217	A	SMU	66 41								
116	A	Fresno St.	61 70	49	H	Southern Cal i forn i a	61 73								
121	H	Grambling	78 54	310	H	UTSA	53 48								
55	H	Arkansas	65 66	118	A	Houston	65 61								

Non-Div I Games:

UT Arlington

U
T
M
a
r
t
i
n

Through Games Of Jan. 8, 2019																					
Average RPI Win:		207	WON-LOST RECORD		WINNING PCT. RANK		LAST 10 GAMES		STRENGTH OF SCHEDULE		OPP. STRENGTH OF SCHEDULE		TEAM RPI		ADJ. RPI		CONF. RPI		ADJ CONF. RPI		
Average RPI Loss:		100																			
DIV. I ONLY			7- 4		102		7-3		254		60		115		115		20		20		
DIV. I NON-CONF.			6- 3		91		0- 0		228		40		92		92		20		20		
TOTALS		RPI 1-25		RPI 26-50		W-L RECORDS		RPI 51-100		RPI 101-150		RPI 150+									
7- 4		0- 1		0- 0		OVERALL		0- 1		1- 1		6- 1									
4- 0		0- 0		0- 0		HOME		0- 0		0- 0		4- 0									
3- 4		0- 1		0- 0		AWAY		0- 1		1- 1		2- 1									
0- 0		0- 0		0- 0		NEUTRAL		0- 0		0- 0		0- 0									
6- 3		0- 1		0- 0		NON-CONFERENCE		0- 1		1- 1		5- 0									
4- 0		0- 0		0- 0		HOME		0- 0		0- 0		4- 0									
2- 3		0- 1		0- 0		AWAY		0- 1		1- 1		1- 0									
0- 0		0- 0		0- 0		NEUTRAL		0- 0		0- 0		0- 0									
1- 1		0- 0		0- 0		CONFERENCE		0- 0		0- 0		1- 1									
0- 0		0- 0		0- 0		HOME		0- 0		0- 0		0- 0									
1- 1		0- 0		0- 0		AWAY		0- 0		0- 0		1- 1									
0- 0		0- 0		0- 0		NEUTRAL		0- 0		0- 0		0- 0									
RPI 1-25				RPI 26-50				RPI 51-100				RPI 101+				Team's RPI: 115					
RPI	S	Opponent		Score		RPI	S	Opponent		Score		RPI	S	Opponent		Score					
8	A	Louisville		62 102								79	A	Northwestern		64 90					
																102 A IUPUI 72 73					
																128 A Chattanooga 81 79					
																152 H Southern Ill. 95 94					
																179 H Arkansas St. 97 91					
																204 H Samford 89 68					
																207 A Southeast Mo. St. 80 73					
																209 A Eastern Ill. 71 77					
																254 H Mississippi Val. 110 51					
																324 A Lipscomb 62 53					
LAST 12 Division I GAMES:																					
79	A	Northwestern		64 90		207	A	Southeast Mo. St.		80 73											
179	H	Arkansas St.		97 91		209	A	Eastern Ill.		71 77											
102	A	IUPUI		72 73		254	H	Mississippi Val.		110 51											
152	H	Southern Ill.		95 94		324	A	Lipscomb		62 53											
204	H	Samford		89 68		8	A	Louisville		62 102											
								128	A	Chattanooga		81 79									

U
T
M
a
r
t
i
n

Non-Div I Games: Ala.-Huntsville 100 69 Christian Bros. 108 82

UT Martin

Average RPI Win:	294	WON-LOST	WINNING	LAST 10	STRENGTH OF	OPP. STRENGTH	TEAM	ADJ.	CONF.	ADJ CONF.
Average RPI Loss:	154	RECORD	PCT. RANK	GAMES	SCHEDULE	OF SCHEDULE	RPI	RPI	RPI	RPI
DIV. I ONLY	4- 10	266	2-8	203	309	280	280	18	18	
DIV. I NON-CONF.	3- 10	278	0- 0	171	309	302	302	19	19	

TOTALS	RPI 1-25	RPI 26-50	W-L RECORDS	RPI 51-100	RPI 101-150	RPI 150+				
4- 10	0- 0	0- 1	OVERALL	0- 1	0- 3	4- 5				
2- 5	0- 0	0- 0	HOME	0- 0	0- 2	2- 3				
1- 4	0- 0	0- 1	AWAY	0- 1	0- 1	1- 1				
1- 1	0- 0	0- 0	NEUTRAL	0- 0	0- 0	1- 1				
3- 10	0- 0	0- 1	NON-CONFERENCE	0- 1	0- 3	3- 5				
2- 5	0- 0	0- 0	HOME	0- 0	0- 2	2- 3				
0- 4	0- 0	0- 1	AWAY	0- 1	0- 1	0- 1				
1- 1	0- 0	0- 0	NEUTRAL	0- 0	0- 0	1- 1				
1- 0	0- 0	0- 0	CONFERENCE	0- 0	0- 0	1- 0				
0- 0	0- 0	0- 0	HOME	0- 0	0- 0	0- 0				
1- 0	0- 0	0- 0	AWAY	0- 0	0- 0	1- 0				
0- 0	0- 0	0- 0	NEUTRAL	0- 0	0- 0	0- 0				

U
T
E
PU
T
E
P

RPI 1-25				RPI 26-50				RPI 51-100				RPI 101+ Team's RPI: 280			
RPI	S	Opponent	Score	RPI	S	Opponent	Score	RPI	S	Opponent	Score	RPI	S	Opponent	Score
				30	A	New Mexico	51 69	58	A	Arizona	40 62	126	H	Portland St.	61 89
												141	H	Abilene Christian	69 70
												148	A	Tulsa	45 66
												153	H	New Mexico St.	65 69
												179	H	Arkansas St.	66 67
												181	H	Nicholls St.	56 58
												182	N	Akron	57 64
												219	N	Western Ill.	84 72
												297	H	CSU Bakersfield	53 47
												310	A	UTSA	73 60
												339	A	Weber St.	63 68
												348	H	Alcorn	77 51
LAST 12 Division I GAMES:															
310	A	UTSA	73 60	148	A	Tulsa	45 66								
179	H	Arkansas St.	66 67	182	N	Akron	57 64								
339	A	Weber St.	63 68	219	N	Western Ill.	84 72								
141	H	Abilene Christian	69 70	58	A	Arizona	40 62								
181	H	Nicholls St.	56 58	126	H	Portland St.	61 89								
153	H	New Mexico St.	65 69	30	A	New Mexico	51 69								

Non-Div I Games:

UTEP

Average RPI Win:	272	WON-LOST	WINNING	LAST 10	STRENGTH OF	OPP. STRENGTH	TEAM	ADJ.	CONF.	ADJ CONF.
Average RPI Loss:	162	RECORD	PCT. RANK	GAMES	SCHEDULE	OF SCHEDULE	RPI	RPI	RPI	RPI
DIV. I ONLY	5- 7	208	5-5	294	224	259	259	30	30	
DIV. I NON-CONF.	4- 7	228	0- 0	280	209	274	274	30	30	

TOTALS	RPI 1-25	RPI 26-50	W-L RECORDS	RPI 51-100	RPI 101-150	RPI 150+				
5- 7	0- 1	0- 2	OVERALL	0- 0	0- 0	5- 4				
3- 3	0- 0	0- 1	HOME	0- 0	0- 0	3- 2				
2- 4	0- 1	0- 1	AWAY	0- 0	0- 0	2- 2				
0- 0	0- 0	0- 0	NEUTRAL	0- 0	0- 0	0- 0				
4- 7	0- 1	0- 2	NON-CONFERENCE	0- 0	0- 0	4- 4				
2- 3	0- 0	0- 1	HOME	0- 0	0- 0	2- 2				
2- 4	0- 1	0- 1	AWAY	0- 0	0- 0	2- 2				
0- 0	0- 0	0- 0	NEUTRAL	0- 0	0- 0	0- 0				
1- 0	0- 0	0- 0	CONFERENCE	0- 0	0- 0	1- 0				
1- 0	0- 0	0- 0	HOME	0- 0	0- 0	1- 0				
0- 0	0- 0	0- 0	AWAY	0- 0	0- 0	0- 0				
0- 0	0- 0	0- 0	NEUTRAL	0- 0	0- 0	0- 0				

RPI 1-25				RPI 26-50				RPI 51-100				RPI 101+ Team's RPI: 259			
RPI	S	Opponent	Score	RPI	S	Opponent	Score	RPI	S	Opponent	Score	RPI	S	Opponent	Score
5	A	Baylor	37 98	33	H	Texas	66 81					159	H	Prairie View	57 50
				43	A	Texas A&M	61 84					185	A	Massachusetts	70 74
												261	H	Texas Southern	55 69
												267	H	California Baptist	60 56
												300	A	A&M-Corpus Christi	70 57
												300	H	A&M-Corpus Christi	49 59
												310	A	UTSA	58 61
												317	H	Louisiana	75 60
												319	A	Canisius	57 53
LAST 12 Division I GAMES:															
267	H	California Baptist	60 56	5	A	Baylor	37 98								
159	H	Prairie View	57 50	43	A	Texas A&M	61 84								
185	A	Massachusetts	70 74	33	H	Texas	66 81								
319	A	Canisius	57 53	261	H	Texas Southern	55 69								
310	A	UTSA	58 61	300	A	A&M-Corpus Christi	70 57								
300	H	A&M-Corpus Christi	49 59	317	H	Louisiana	75 60								

Non-Div I Games: Texas Lutheran 82 38 UNKNOWN 74 43

UTRGV

Loss, Non-Conf, S Site, H Home A Away N Neutral

Average RPI Win:	273	WON-LOST	WINNING	LAST 10	STRENGTH OF	OPP. STRENGTH	TEAM	ADJ.	CONF.	ADJ CONF.
Average RPI Loss:	152	RECORD	PCT. RANK	GAMES	SCHEDULE	OF SCHEDULE	RPI	RPI	RPI	RPI
DIV. I ONLY	3- 8	273	4-6	223	250	310	310	18	18	
DIV. I NON-CONF.	3- 7	256	0- 0	182	243	284	284	19	19	

TOTALS	RPI 1-25	RPI 26-50	W-L RECORDS	RPI 51-100	RPI 101-150	RPI 150+				
3- 8	0- 0	0- 1	OVERALL	0- 1	0- 3	3- 3				
3- 4	0- 0	0- 0	HOME	0- 0	0- 2	3- 2				
0- 3	0- 0	0- 1	AWAY	0- 1	0- 1	0- 0				
0- 1	0- 0	0- 0	NEUTRAL	0- 0	0- 0	0- 1				
3- 7	0- 0	0- 1	NON-CONFERENCE	0- 1	0- 3	3- 2				
3- 3	0- 0	0- 0	HOME	0- 0	0- 2	3- 1				
0- 3	0- 0	0- 1	AWAY	0- 1	0- 1	0- 0				
0- 1	0- 0	0- 0	NEUTRAL	0- 0	0- 0	0- 1				
0- 1	0- 0	0- 0	CONFERENCE	0- 0	0- 0	0- 1				
0- 1	0- 0	0- 0	HOME	0- 0	0- 0	0- 1				
0- 0	0- 0	0- 0	AWAY	0- 0	0- 0	0- 0				
0- 0	0- 0	0- 0	NEUTRAL	0- 0	0- 0	0- 0				

RPI	S	Opponent	Score	RPI	S	Opponent	Score	RPI	S	Opponent	Score	RPI	S	Opponent	Score
33	A	Texas	54 98	100	A	Seton Hall I	53 84	102	H	IUPUI	50 58	122	H	Texas St.	60 68
								135	A	UT Arlington	48 53	158	H	Utah St.	56 62
								221	H	San Diego	87 77	259	H	UTRGV	61 58
								280	H	UTEP	60 73	289	N	UMBC	58 72
								339	H	Weber St.	66 59				
LAST 12 Division I GAMES:															
280	H	UTEP	60 73	135	A	UT Arlington	48 53	221	H	San Diego	87 77	158	H	Utah St.	56 62
122	H	Texas St.	60 68	33	A	Texas	54 98	339	H	Weber St.	66 59	102	H	IUPUI	50 58
259	H	UTRGV	61 58	100	A	Seton Hall I	53 84								
289	N	UMBC	58 72												

Non-Div I Games: Concordia (TX) 78 51 Tex. A&M-Kingsville 86 55

UTSA

Average RPI Win:	197	WON-LOST	WINNING	LAST 10	STRENGTH OF	OPP. STRENGTH	TEAM	ADJ.	CONF.	ADJ CONF.
Average RPI Loss:	13	RECORD	PCT. RANK	GAMES	SCHEDULE	OF SCHEDULE	RPI	RPI	RPI	RPI
DIV. I ONLY	13- 1	11	9-1	235	91	61	61	2	2	
DIV. I NON-CONF.	11- 0	1	1- 0	337	121	85	85	2	2	

TOTALS	RPI 1-25	RPI 26-50	W-L RECORDS	RPI 51-100	RPI 101-150	RPI 150+				
13- 1	0- 1	1- 0	OVERALL	2- 0	2- 0	8- 0				
8- 1	0- 1	1- 0	HOME	1- 0	2- 0	4- 0				
3- 0	0- 0	0- 0	AWAY	1- 0	0- 0	2- 0				
2- 0	0- 0	0- 0	NEUTRAL	0- 0	0- 0	2- 0				
11- 0	0- 0	1- 0	NON-CONFERENCE	0- 0	2- 0	8- 0				
7- 0	0- 0	1- 0	HOME	0- 0	2- 0	4- 0				
2- 0	0- 0	0- 0	AWAY	0- 0	0- 0	2- 0				
2- 0	0- 0	0- 0	NEUTRAL	0- 0	0- 0	2- 0				
2- 1	0- 1	0- 0	CONFERENCE	2- 0	0- 0	0- 0				
1- 1	0- 1	0- 0	HOME	1- 0	0- 0	0- 0				
1- 0	0- 0	0- 0	AWAY	1- 0	0- 0	0- 0				
0- 0	0- 0	0- 0	NEUTRAL	0- 0	0- 0	0- 0				

RPI	S	Opponent	Score	RPI	S	Opponent	Score	RPI	S	Opponent	Score	RPI	S	Opponent	Score
13	H	Ari zona St.	63 65	38	H	BYU	78 67	58	H	Ari zona	80 64	104	H	Idaho St.	74 60
								83	A	Col orado	76 61	105	H	Al abama	72 62
												230	A	Nevada	74 52
												233 N		Fl ori da	74 58
												234	A	Eastern Wash.	95 51
												241	H	Long Beach St.	82 59
												273	H	Utah Valley	85 47
												291 N		Hawai i	73 48
												338	H	Seattle U	89 62
												339	H	Weber St.	77 56

LAST 12 Division I GAMES:															
291 N		Hawai i	73 48	13	H	Ari zona St.	63 65	83	A	Col orado	76 61	233 N		Fl ori da	74 58
58	H	Ari zona	80 64					339	H	Weber St.	77 56	38	H	BYU	78 67
338	H	Seattle U	89 62					273	H	Utah Valley	85 47				
234	A	Eastern Wash.	95 51												
104	H	Idaho St.	74 60												
241	H	Long Beach St.	82 59												

Non-Div I Games:

Utah

Average RPI Win: 213

Average RPI Loss: 97

WON-LOST
RECORDWINNING
PCT. RANKLAST 10
GAMESSTRENGTH OF
SCHEDULEOPP. STRENGTH
OF SCHEDULETEAM
RPIADJ.
RPICONF.
RPIADJ CONF.
RPIDIV. I ONLY
DIV. I NON-CONF.6- 6
4- 6168
2125-5
0- 0159
10249
59158
158158
15810
1010
10

TOTALS

RPI 1-25

RPI 26-50

W-L RECORDS

RPI 51-100

RPI 101-150

RPI 150+

6- 6 0- 1
2- 3 0- 1
4- 1 0- 0
0- 2 0- 00- 2
0- 1
0- 0
0- 1OVERALL
HOME
AWAY
NEUTRAL1- 1
0- 0
1- 0
0- 10- 0
0- 0
0- 0
0- 05- 2
2- 1
3- 1
0- 04- 6 0- 1
1- 3 0- 1
3- 1 0- 0
0- 2 0- 00- 2
0- 1
0- 0
0- 1NON-CONFERENCE
HOME
AWAY
NEUTRAL1- 1
0- 0
1- 0
0- 10- 0
0- 0
0- 0
0- 03- 2
1- 1
2- 1
0- 02- 0 0- 0
1- 0 0- 0
1- 0 0- 0
0- 0 0- 00- 0
0- 0
0- 0
0- 0CONFERENCE
HOME
AWAY
NEUTRAL0- 0
0- 0
0- 0
0- 00- 0
0- 0
0- 0
0- 02- 0
1- 0
1- 0
0- 0

RPI 1-25

RPI 26-50

RPI 51-100

RPI 101+

Team's RPI: 158

RPI S Opponent Score
7 H Oregon 58 88RPI S Opponent Score
38 H BYU 57 62
49 N Southern Cal i forni a 46 55RPI S Opponent Score
83 N Colorado 68 78
98 A Washington St. 72 61RPI S Opponent Score
164 A Portland 54 61
173 A North Texas 57 41
194 A Air Force 48 44
230 H Nevada 79 76
241 H Long Beach St. 48 50
273 H Utah Valley 67 62
310 A UTSA 62 56

LAST 12 Division I GAMES:

194 A Air Force 48 44
230 H Nevada 79 76
49 N Southern Cal i forni a 46 55
38 H BYU 57 62
7 H Oregon 58 88
98 A Washington St. 72 61241 H Long Beach St. 48 50
273 H Utah Valley 67 62
173 A North Texas 57 41
310 A UTSA 62 56
164 A Portland 54 61
83 N Colorado 68 78

Non-Div I Games:

Northern N.M.

106 35

Utah St.

Average RPI Win:	294	WON-LOST	WINNING	LAST 10	STRENGTH OF	OPP. STRENGTH	TEAM	ADJ.	CONF.	ADJ CONF.
Average RPI Loss:	137	RECORD	PCT. RANK	GAMES	SCHEDULE	OF SCHEDULE	RPI	RPI	RPI	RPI
DIV. I ONLY	5- 7	208	4-6	259	278	273	273	30	30	
DIV. I NON-CONF.	3- 7	256	0- 0	203	226	278	278	30	30	

TOTALS	RPI 1-25	RPI 26-50	W-L RECORDS	RPI 51-100	RPI 101-150	RPI 150+				
5- 7	0- 0	0- 1	OVERALL	0- 1	0- 1	5- 4				
5- 2	0- 0	0- 1	HOME	0- 0	0- 0	5- 1				
0- 5	0- 0	0- 0	AWAY	0- 1	0- 1	0- 3				
0- 0	0- 0	0- 0	NEUTRAL	0- 0	0- 0	0- 0				
3- 7	0- 0	0- 1	NON-CONFERENCE	0- 1	0- 1	3- 4				
3- 2	0- 0	0- 1	HOME	0- 0	0- 0	3- 1				
0- 5	0- 0	0- 0	AWAY	0- 1	0- 1	0- 3				
0- 0	0- 0	0- 0	NEUTRAL	0- 0	0- 0	0- 0				
2- 0	0- 0	0- 0	CONFERENCE	0- 0	0- 0	2- 0				
2- 0	0- 0	0- 0	HOME	0- 0	0- 0	2- 0				
0- 0	0- 0	0- 0	AWAY	0- 0	0- 0	0- 0				
0- 0	0- 0	0- 0	NEUTRAL	0- 0	0- 0	0- 0				

RPI	S	Opponent	Score	RPI	S	Opponent	Score	RPI	S	Opponent	Score	RPI	S	Opponent	Score	Team's RPI: 273
38	H	BYU	51 77	61	A	Utah	47 85	104	A	Idaho St.	68 80	158	A	Utah St.	62 67	
								164	H	Portland	60 65	196	H	UC Riverside	56 53	
								215	A	Cal St. Fullerton	55 56	216	A	Southern Utah	59 60	
								297	H	CSU Bakersfield	78 70	299	H	UC Santa Barbara	63 54	
								337	H	Grand Canyon	57 46	339	H	Weber St.	65 59	

LAST 12 Division I GAMES:																
297	H	CSU Bakersfield	78 70	215	A	Cal St. Fullerton	55 56	196	H	UC Riverside	56 53	339	H	Weber St.	65 59	
337	H	Grand Canyon	57 46	158	H	Utah St.	62 67	104	A	Idaho St.	68 80	216	A	Southern Utah	59 60	
61	A	Utah	47 85	164	H	Portland	60 65	299	H	UC Santa Barbara	63 54					
38	H	BYU	51 77													

Non-Div I Games: Ottawa (AZ) 90 61 La Verne 86 79 Arizona Christian 76 68

Utah Valley

Average RPI Win:	233	WON-LOST	WINNING	LAST 10	STRENGTH OF	OPP. STRENGTH	TEAM	ADJ.	CONF.	ADJ CONF.
Average RPI Loss:	96	RECORD	PCT. RANK	GAMES	SCHEDULE	OF SCHEDULE	RPI	RPI	RPI	RPI
DIV. I ONLY	10- 5	88	6-4	278	143	161	161	17	17	
DIV. I NON-CONF.	8- 5	120	0- 0	246	141	149	149	18	18	

TOTALS	RPI 1-25	RPI 26-50	W-L RECORDS	RPI 51-100	RPI 101-150	RPI 150+				
10- 5	0- 0	0- 1	OVERALL	2- 1	1- 3	7- 0				
6- 1	0- 0	0- 0	HOME	1- 0	0- 1	5- 0				
3- 3	0- 0	0- 1	AWAY	1- 1	1- 1	1- 0				
1- 1	0- 0	0- 0	NEUTRAL	0- 0	0- 1	1- 0				
8- 5	0- 0	0- 1	NON-CONFERENCE	2- 1	1- 3	5- 0				
4- 1	0- 0	0- 0	HOME	1- 0	0- 1	3- 0				
3- 3	0- 0	0- 1	AWAY	1- 1	1- 1	1- 0				
1- 1	0- 0	0- 0	NEUTRAL	0- 0	0- 1	1- 0				
2- 0	0- 0	0- 0	CONFERENCE	0- 0	0- 0	2- 0				
2- 0	0- 0	0- 0	HOME	0- 0	0- 0	2- 0				
0- 0	0- 0	0- 0	AWAY	0- 0	0- 0	0- 0				
0- 0	0- 0	0- 0	NEUTRAL	0- 0	0- 0	0- 0				

RPI	S	Opponent	Score	RPI	S	Opponent	Score	RPI	S	Opponent	Score	RPI	S	Opponent	Score	Team's RPI: 161
42	A	North Carolina	47 59	62	A	Old Dominion	57 60	102	N	IUPUI	61 63	130	H	Radford	49 54	
				87	A	Georgetown	47 45	142	A	William & Mary	72 55	146	A	Cincinnati	54 66	
				91	H	Wake Forest	53 40	160	H	UNCW	58 47	258	H	La Salle	68 38	
								277	H	Saint Joseph's	59 40	283	A	N.C. A&T	54 48	
								339	N	Weber St.	64 36	344	H	Longwood	84 55	
								346	H	Delaware St.	97 55					

LAST 12 Division I GAMES:																
258	H	La Salle	68 38	346	H	Delaware St.	97 55	283	A	N.C. A&T	54 48	130	H	Radford	49 54	
277	H	Saint Joseph's	59 40	62	A	Old Dominion	57 60	146	A	Cincinnati	54 66	258	H	La Salle	68 38	
160	H	UNCW	58 47	87	A	Georgetown	47 45	339	N	Weber St.	64 36	344	H	Longwood	84 55	
102	N	IUPUI	61 63					346	H	Delaware St.	97 55					
339	N	Weber St.	64 36													
91	H	Wake Forest	53 40													

Non-Div I Games:

VCU

Average RPI Win:	291	WON-LOST	WINNING	LAST 10	STRENGTH OF	OPP. STRENGTH	TEAM	ADJ.	CONF.	ADJ CONF.
Average RPI Loss:	199	RECORD	PCT. RANK	GAMES	SCHEDULE	OF SCHEDULE	RPI	RPI	RPI	RPI
DIV. I ONLY	4- 9	255	4-6	298	331	308	308	13	13	
DIV. I NON-CONF.	4- 8	241	0- 0	304	322	310	310	13	13	

TOTALS	RPI 1-25	RPI 26-50	W-L RECORDS	RPI 51-100	RPI 101-150	RPI 150+				
4- 9	0- 0	0- 0	OVERALL	0- 1	0- 2	4- 6				
1- 5	0- 0	0- 0	HOME	0- 1	0- 1	1- 3				
2- 4	0- 0	0- 0	AWAY	0- 0	0- 1	2- 3				
1- 0	0- 0	0- 0	NEUTRAL	0- 0	0- 0	1- 0				
4- 8	0- 0	0- 0	NON-CONFERENCE	0- 1	0- 2	4- 5				
1- 5	0- 0	0- 0	HOME	0- 1	0- 1	1- 3				
2- 3	0- 0	0- 0	AWAY	0- 0	0- 1	2- 2				
1- 0	0- 0	0- 0	NEUTRAL	0- 0	0- 0	1- 0				
0- 1	0- 0	0- 0	CONFERENCE	0- 0	0- 0	0- 1				
0- 0	0- 0	0- 0	HOME	0- 0	0- 0	0- 0				
0- 1	0- 0	0- 0	AWAY	0- 0	0- 0	0- 1				
0- 0	0- 0	0- 0	NEUTRAL	0- 0	0- 0	0- 0				

RPI 1-25				RPI 26-50				RPI 51-100				RPI 101+				Team's RPI: 308	
RPI	S	Opponent	Score	RPI	S	Opponent	Score	RPI	S	Opponent	Score	RPI	S	Opponent	Score		
								89	H	Toledo	59	65	129	A	Illinois	54	73
												136	H	Miami (OH)	47	68	
												165	H	North Dakota	56	62	
												191	A	Morehead St.	62	68	
												193	H	Bowling Green	72	79	
												209	H	Eastern Ill.	62	60	
												240	A	Loyola Chicago	54	80	
												275	N	St. Francis Brooklyn	78	76	
												321	H	North Dakota St.	48	51	
												328	A	UIC	65	75	
												335	A	Chicago St.	76	70	
												343	A	Purdue Fort Wayne	68	64	
LAST 12 Division I GAMES:																	
240	A	Loyola Chicago	54	80	343	A	Purdue Fort Wayne	68	64								
193	H	Bowling Green	72	79	321	H	North Dakota St.	48	51								
275	N	St. Francis Brooklyn	78	76	136	H	Miami (OH)	47	68								
191	A	Morehead St.	62	68	209	H	Eastern Ill.	62	60								
129	A	Illinois	54	73	335	A	Chicago St.	76	70								
165	H	North Dakota	56	62	89	H	Toledo	59	65								

Non-Div I Games:

Valparaiso

Average RPI	Win: 271	WON-LOST	WINNING	LAST 10	STRENGTH OF	OPP. STRENGTH	TEAM	ADJ.	CONF.	ADJ CONF.
Average RPI	Loss: 59	RECORD	PCT. RANK	GAMES	SCHEDULE	OF SCHEDULE	RPI	RPI	RPI	RPI
DIV. I ONLY	5- 10	248	4-6	34	133	172	172	6	6	
DIV. I NON-CONF.	5- 8	224	0- 0	65	128	181	181	6	6	

TOTALS	RPI 1-25	RPI 26-50	W-L RECORDS	RPI 51-100	RPI 101-150	RPI 150+				
5- 10	0- 4	0- 1	OVERALL	0- 3	0- 1	5- 1				
4- 3	0- 0	0- 1	HOME	0- 0	0- 1	4- 1				
1- 4	0- 2	0- 0	AWAY	0- 2	0- 0	1- 0				
0- 3	0- 2	0- 0	NEUTRAL	0- 1	0- 0	0- 0				
5- 8	0- 3	0- 1	NON-CONFERENCE	0- 3	0- 0	5- 1				
4- 2	0- 0	0- 1	HOME	0- 0	0- 0	4- 1				
1- 3	0- 1	0- 0	AWAY	0- 2	0- 0	1- 0				
0- 3	0- 2	0- 0	NEUTRAL	0- 1	0- 0	0- 0				
0- 2	0- 1	0- 0	CONFERENCE	0- 0	0- 1	0- 0				
0- 1	0- 0	0- 0	HOME	0- 0	0- 1	0- 0				
0- 1	0- 1	0- 0	AWAY	0- 0	0- 0	0- 0				
0- 0	0- 0	0- 0	NEUTRAL	0- 0	0- 0	0- 0				

RPI 1-25				RPI 26-50				RPI 51-100				RPI 101+ Team's RPI: 172			
RPI	S	Opponent	Score	RPI	S	Opponent	Score	RPI	S	Opponent	Score	RPI	S	Opponent	Score
6	N	UConn	42 80	29	H	Central Mich.	57 66	52	A	Kansas St.	61 72	119	H	Georgia	64 71
9	A	NC State	54 74					77	N	Creighton	55 75	163	H	North Ala.	71 74
24	A	Kentucky	55 77					81	A	Middle Tenn.	58 65	203	A	Ball St.	60 43
25	N	Miami (FL)	65 90									204	H	Samford	77 52
												301	H	Tennessee St.	89 63
												313	H	Presbyterian	78 43
												333	H	Austin Peay	99 70

LAST 12 Division I GAMES:															
119	H	Georgia	64 71	204	H	Samford	77 52								
24	A	Kentucky	55 77	77	N	Creighton	55 75								
313	H	Presbyterian	78 43	25	N	Miami (FL)	65 90								
301	H	Tennessee St.	89 63	29	H	Central Mich.	57 66								
6	N	UConn	42 80	203	A	Ball St.	60 43								
9	A	NC State	54 74	52	A	Kansas St.	61 72								

Non-Div I Games:

Vanderbilt

Average RPI Win: 299
Average RPI Loss: 189

Average RPI Win: 299		WON-LOST	WINNING	LAST 10	STRENGTH OF	OPP. STRENGTH	TEAM	ADJ.	CONF.	ADJ CONF.
Average RPI Loss: 189		RECORD	PCT. RANK	GAMES	SCHEDULE	OF SCHEDULE	RPI	RPI	RPI	RPI
DIV. I ONLY		4- 9	255	3-7	256	321	306	306	23	23
DIV. I NON-CONF.		3- 8	267	0- 1	205	320	293	293	23	23
TOTALS		RPI 1-25	RPI 26-50	W-L RECORDS		RPI 51-100	RPI 101-150	RPI 150+		
4- 9		0- 0	0- 1	OVERALL		0- 0	0- 3	4- 5		
3- 5		0- 0	0- 0	HOME		0- 0	0- 2	3- 3		
1- 4		0- 0	0- 1	AWAY		0- 0	0- 1	1- 2		
0- 0		0- 0	0- 0	NEUTRAL		0- 0	0- 0	0- 0		
3- 8		0- 0	0- 1	NON-CONFERENCE		0- 0	0- 3	3- 4		
2- 5		0- 0	0- 0	HOME		0- 0	0- 2	2- 3		
1- 3		0- 0	0- 1	AWAY		0- 0	0- 1	1- 1		
0- 0		0- 0	0- 0	NEUTRAL		0- 0	0- 0	0- 0		
1- 1		0- 0	0- 0	CONFERENCE		0- 0	0- 0	1- 1		
1- 0		0- 0	0- 0	HOME		0- 0	0- 0	1- 0		
0- 1		0- 0	0- 0	AWAY		0- 0	0- 0	0- 1		
0- 0		0- 0	0- 0	NEUTRAL		0- 0	0- 0	0- 0		

RPI 1-25				RPI 26-50				RPI 51-100				RPI 101+ Team's RPI: 306			
RPI	S	Opponent	Score	RPI	S	Opponent	Score	RPI	S	Opponent	Score	RPI	S	Opponent	Score
				47	A	Kansas	36 77					120	H	Yale	55 58
												149	A	South Fla.	55 102
												150	H	Rhode Island	58 61
												169	H	Drexel	44 60
												225	H	Dartmouth	42 66
												247	H	Holy Cross	40 65
												253	H	Rider	54 49
												271	A	UMass Lowell	51 54
												298	H	Albany (NY)	52 39
												318	H	Wagner	56 54
												319	A	Canisius	46 67
												326	A	NJIT	71 63
LAST 12 Division I GAMES:															
				169	H	Drexel	44 60	271	A	UMass Lowell	51 54				
				298	H	Albany (NY)	52 39	47	A	Kansas	36 77				
				247	H	Holy Cross	40 65	319	A	Canisius	46 67				
				318	H	Wagner	56 54	149	A	South Fla.	55 102				
				150	H	Rhode Island	58 61	120	H	Yale	55 58				
				225	H	Dartmouth	42 66	326	A	NJIT	71 63				

Vermont

Average RPI Win:	164	WON-LOST	WINNING	LAST 10	STRENGTH OF	OPP. STRENGTH	TEAM	ADJ.	CONF.	ADJ CONF.
Average RPI Loss:	56	RECORD	PCT. RANK	GAMES	SCHEDULE	OF SCHEDULE	RPI	RPI	RPI	RPI
DIV. I ONLY	10- 4	69	7-3	51	88	35	35	5	5	
DIV. I NON-CONF.	8- 2	51	0- 0	105	102	32	32	5	5	

TOTALS	RPI 1-25	RPI 26-50	W-L RECORDS	RPI 51-100	RPI 101-150	RPI 150+				
10- 4	0- 2	0- 0	OVERALL	2- 1	4- 1	4- 0				
6- 1	0- 1	0- 0	HOME	1- 0	3- 0	2- 0				
4- 2	0- 1	0- 0	AWAY	1- 0	1- 1	2- 0				
0- 1	0- 0	0- 0	NEUTRAL	0- 1	0- 0	0- 0				
8- 2	0- 1	0- 0	NON-CONFERENCE	1- 1	3- 0	4- 0				
5- 0	0- 0	0- 0	HOME	1- 0	2- 0	2- 0				
3- 1	0- 1	0- 0	AWAY	0- 0	1- 0	2- 0				
0- 1	0- 0	0- 0	NEUTRAL	0- 1	0- 0	0- 0				
2- 2	0- 1	0- 0	CONFERENCE	1- 0	1- 1	0- 0				
1- 1	0- 1	0- 0	HOME	0- 0	1- 0	0- 0				
1- 1	0- 0	0- 0	AWAY	1- 0	0- 1	0- 0				
0- 0	0- 0	0- 0	NEUTRAL	0- 0	0- 0	0- 0				

RPI 1-25				RPI 26-50				RPI 51-100				RPI 101+			
RPI	S	Opponent	Score	RPI	S	Opponent	Score	RPI	S	Opponent	Score	RPI	S	Opponent	Score
17	H	Butler	55 63					60	N	Virginia Tech	59 61	101	H	Princeton	67 46
19	A	UCF	56 71					77	A	Creighton	54 52	114	A	Lehigh	70 48
								90	H	Hartford	59 41	119	H	Georgia	62 56
												127	A	Providence	61 67
												144	H	Xavier	75 71
												218	A	George Washington	60 45
												239	H	Temple	76 68
												258	H	La Salle	81 68
												277	A	Saint Joseph's	47 35

LAST 12 Division I GAMES:															
127	A	Providence	61 67	144	H	Xavier	75 71								
77	A	Creighton	54 52	17	H	Butler	55 63								
101	H	Princeton	67 46	119	H	Georgia	62 56								
19	A	UCF	56 71	239	H	Temple	76 68								
60	N	Virginia Tech	59 61	218	A	George Washington	60 45								
258	H	La Salle	81 68	277	A	Saint Joseph's	47 35								

Non-Div I Games:

Villanova

Average RPI Win:	176	WON-LOST	WINNING	LAST 10	STRENGTH OF	OPP. STRENGTH	TEAM	ADJ.	CONF.	ADJ CONF.
Average RPI Loss:	72	RECORD	PCT. RANK	GAMES	SCHEDULE	OF SCHEDULE	RPI	RPI	RPI	RPI
DIV. I ONLY	6- 9	223	4-6	33	58	147	147	1	1	
DIV. I NON-CONF.	6- 7	172	0- 0	64	66	147	147	1	1	

TOTALS	RPI 1-25	RPI 26-50	W-L RECORDS	RPI 51-100	RPI 101-150	RPI 150+				
6- 9	0- 3	0- 2	OVERALL	1- 1	2- 2	3- 1				
4- 5	0- 2	0- 1	HOME	0- 0	1- 1	3- 1				
1- 3	0- 1	0- 1	AWAY	1- 1	0- 0	0- 0				
1- 1	0- 0	0- 0	NEUTRAL	0- 0	1- 1	0- 0				
6- 7	0- 2	0- 2	NON-CONFERENCE	1- 0	2- 2	3- 1				
4- 4	0- 1	0- 1	HOME	0- 0	1- 1	3- 1				
1- 2	0- 1	0- 1	AWAY	1- 0	0- 0	0- 0				
1- 1	0- 0	0- 0	NEUTRAL	0- 0	1- 1	0- 0				
0- 2	0- 1	0- 0	CONFERENCE	0- 1	0- 0	0- 0				
0- 1	0- 1	0- 0	HOME	0- 0	0- 0	0- 0				
0- 1	0- 0	0- 0	AWAY	0- 1	0- 0	0- 0				
0- 0	0- 0	0- 0	NEUTRAL	0- 0	0- 0	0- 0				

RPI 1-25				RPI 26-50				RPI 51-100				RPI 101+ Team's RPI: 147			
RPI	S	Opponent	Score	RPI	S	Opponent	Score	RPI	S	Opponent	Score	RPI	S	Opponent	Score
15	H	Mississippi St.	44 72	28	A	Michigan St.	66 91	62	A	Old Dominion	73 67	105	N	Alabama	52 64
20	H	Florida St.	61 63	29	H	Central Mich.	61 74	93	A	Clemson	65 71	130	H	Radford	44 57
24	A	Kentucky	51 63									131	H	Charlotte	65 61
												149	N	South Fla.	74 67
												168	H	American	57 54
												202	H	Saint Louis	65 67
												260	H	Coppin St.	55 41
												283	H	N. C. A&T	67 57

LAST 12 Division I GAMES:															
93	A	Clemson	65 71	131	H	Charlotte	65 61								
20	H	Florida St.	61 63	149	N	South Fla.	74 67								
28	A	Michigan St.	66 91	105	N	Alabama	52 64								
202	H	Saint Louis	65 67	130	H	Radford	44 57								
29	H	Central Mich.	61 74	168	H	American	57 54								
283	H	N. C. A&T	67 57	260	H	Coppin St.	55 41								

Non-Div I Games:

Virginia

Average RPI Win:	189	WON-LOST	WINNING	LAST 10	STRENGTH OF	OPP. STRENGTH	TEAM	ADJ.	CONF.	ADJ CONF.
Average RPI Loss:	14	RECORD	PCT. RANK	GAMES	SCHEDULE	OF SCHEDULE	RPI	RPI	RPI	RPI
DIV. I ONLY	13- 2	21	8-2	209	52	60	60	1	1	
DIV. I NON-CONF.	13- 0	1	0- 0	287	78	46	46	1	1	

TOTALS	RPI 1-25	RPI 26-50	W-L RECORDS	RPI 51-100	RPI 101-150	RPI 150+				
13- 2	1- 2	1- 0	OVERALL	1- 0	2- 0	8- 0				
8- 1	1- 1	0- 0	HOME	0- 0	2- 0	5- 0				
1- 1	0- 1	0- 0	AWAY	0- 0	0- 0	1- 0				
4- 0	0- 0	1- 0	NEUTRAL	1- 0	0- 0	2- 0				
13- 0	1- 0	1- 0	NON-CONFERENCE	1- 0	2- 0	8- 0				
8- 0	1- 0	0- 0	HOME	0- 0	2- 0	5- 0				
1- 0	0- 0	0- 0	AWAY	0- 0	0- 0	1- 0				
4- 0	0- 0	1- 0	NEUTRAL	1- 0	0- 0	2- 0				
0- 2	0- 2	0- 0	CONFERENCE	0- 0	0- 0	0- 0				
0- 1	0- 1	0- 0	HOME	0- 0	0- 0	0- 0				
0- 1	0- 1	0- 0	AWAY	0- 0	0- 0	0- 0				
0- 0	0- 0	0- 0	NEUTRAL	0- 0	0- 0	0- 0				

RPI 1-25				RPI 26-50				RPI 51-100 Team's RPI: 60				RPI 101+			
RPI	S	Opponent	Score	RPI	S	Opponent	Score	RPI	S	Opponent	Score	RPI	S	Opponent	Score
3	H	Syracuse	73 75	35	N	Villanova	61 59	86	N	Dayton	69 57	128	H	Chattanooga	74 59
22	H	Rutgers	67 51									130	H	Radford	55 44
25	A	Miami (FL)	61 68									162	N	Ohio St.	81 73
												201	H	Mt. St. Mary's	83 51
												220	H	Monmouth	82 49
												252	H	Ga. Southern	78 49
												270	A	Liberty	72 61
												276	N	Richmond	85 57
												330	H	USC Upstate	96 45
												344	H	Longwood	93 39
LAST 12 Division I GAMES:															
3	H	Syracuse	73 75	344	H	Longwood	93 39								
25	A	Miami (FL)	61 68	162	N	Ohio St.	81 73								
276	N	Richmond	85 57	86	N	Dayton	69 57								
35	N	Villanova	61 59	201	H	Mt. St. Mary's	83 51								
128	H	Chattanooga	74 59	130	H	Radford	55 44								
220	H	Monmouth	82 49	22	H	Rutgers	67 51								

Non-Div I Games:

Virginia Tech

Average RPI Win:	315	WON-LOST	WINNING	LAST 10	STRENGTH OF	OPP. STRENGTH	TEAM	ADJ.	CONF.	ADJ CONF.
Average RPI Loss:	224	RECORD	PCT. RANK	GAMES	SCHEDULE	OF SCHEDULE	RPI	RPI	RPI	RPI
DIV. I ONLY	2- 10	309	2-8	258	348	318	318	31	31	
DIV. I NON-CONF.	1- 9	326	0- 1	245	342	335	335	31	31	

TOTALS	RPI 1-25	RPI 26-50	W-L RECORDS	RPI 51-100	RPI 101-150	RPI 150+				
2- 10	0- 0	0- 0	OVERALL	0- 1	0- 3	2- 6				
0- 3	0- 0	0- 0	HOME	0- 0	0- 1	0- 2				
2- 6	0- 0	0- 0	AWAY	0- 1	0- 2	2- 3				
0- 1	0- 0	0- 0	NEUTRAL	0- 0	0- 0	0- 1				
1- 9	0- 0	0- 0	NON-CONFERENCE	0- 1	0- 3	1- 5				
0- 3	0- 0	0- 0	HOME	0- 0	0- 1	0- 2				
1- 5	0- 0	0- 0	AWAY	0- 1	0- 2	1- 2				
0- 1	0- 0	0- 0	NEUTRAL	0- 0	0- 0	0- 1				
1- 1	0- 0	0- 0	CONFERENCE	0- 0	0- 0	1- 1				
0- 0	0- 0	0- 0	HOME	0- 0	0- 0	0- 0				
1- 1	0- 0	0- 0	AWAY	0- 0	0- 0	1- 1				
0- 0	0- 0	0- 0	NEUTRAL	0- 0	0- 0	0- 0				

RPI 1-25				RPI 26-50				RPI 51-100				RPI 101+				Team's RPI: 318
RPI	S	Opponent	Score	RPI	S	Opponent	Score	RPI	S	Opponent	Score	RPI	S	Opponent	Score	
								100	A	Seton Hall I	40 95	108	A	Fordham	59 80	
												120	H	Yale	41 74	
												134	A	Stony Brook	45 70	
												269	N	Siena	71 74	
												275	A	St. Francis Brooklyn	61 76	
												285	A	Central Conn. St.	75 63	
												294	A	Saint Peter's	57 69	
												306	A	Vermont	54 56	
												311	H	Army West Point	46 61	
												327	H	Lafayette	43 66	
												344	A	Longwood	86 60	
LAST 12 Division I GAMES:																
269	N	Siena	71 74	275	A	St. Francis Brooklyn	61 76									
285	A	Central Conn. St.	75 63	134	A	Stony Brook	45 70									
327	H	Lafayette	43 66	311	H	Army West Point	46 61									
344	A	Longwood	86 60	294	A	Saint Peter's	57 69									
108	A	Fordham	59 80	120	H	Yale	41 74									
100	A	Seton Hall I	40 95	306	A	Vermont	54 56									

Non-Div I Games: Staten Island 86 59

Wagner

Average RPI Win: 183		WON-LOST	WINNING	LAST 10	STRENGTH OF		OPP. STRENGTH	TEAM	ADJ.	CONF.	ADJ CONF.
Loss: 106		RECORD	PCT. RANK	GAMES	SCHEDULE		OF SCHEDULE	RPI	RPI	RPI	RPI
DIV. I ONLY		9- 5	96	6-4	39		227	91	91	1	1
DIV. I NON-CONF.		9- 4	85	0- 0	61		247	74	74	1	1
TOTALS		RPI 1-25	RPI 26-50	W-L RECORDS		RPI 51-100	RPI 101-150	RPI 150+			
9- 5	0- 2	0- 0		OVERALL		2- 0	2- 1	5- 2			
7- 3	0- 2	0- 0		HOME		2- 0	1- 1	4- 0			
1- 2	0- 0	0- 0		AWAY		0- 0	1- 0	0- 2			
1- 0	0- 0	0- 0		NEUTRAL		0- 0	0- 0	1- 0			
9- 4	0- 1	0- 0		NON-CONFERENCE		2- 0	2- 1	5- 2			
7- 2	0- 1	0- 0		HOME		2- 0	1- 1	4- 0			
1- 2	0- 0	0- 0		AWAY		0- 0	1- 0	0- 2			
1- 0	0- 0	0- 0		NEUTRAL		0- 0	0- 0	1- 0			
0- 1	0- 1	0- 0		CONFERENCE		0- 0	0- 0	0- 0			
0- 1	0- 1	0- 0		HOME		0- 0	0- 0	0- 0			
0- 0	0- 0	0- 0		AWAY		0- 0	0- 0	0- 0			
0- 0	0- 0	0- 0		NEUTRAL		0- 0	0- 0	0- 0			

RPI 1-25				RPI 26-50				RPI 51-100				Team's RPI : 91				RPI 101+			
RPI	S	Opponent	Score	RPI	S	Opponent	Score	RPI	S	Opponent	Score	RPI	S	Opponent	Score	RPI	S	Opponent	Score
12	H	Indiana	73 87					65	H	St. John's (NY)	64 59	117	H	Towson	60 53				
25	H	Miami (FL)	57 72					69	H	James Madison	50 49	131	A	Charlotte	69 43				
												144	H	Xavier	50 62				
												161	A	VCU	40 53				
												171	H	Mercer	69 54				
												189	A	East Carolina	61 70				
												198	H	UMES	78 67				
												276	H	Richmond	62 48				
												304	H	Norfolk St.	63 61				
												312	N	South Carolina St.	58 44				
LAST 12 Division I GAMES:																			
25	H	Miami (FL)	57 72	312	N	South Carolina St.	58 44												
304	H	Norfolk St.	63 61	69	H	James Madison	50 49												
189	A	East Carolina	61 70	198	H	UMES	78 67												
144	H	Xavier	50 62	131	A	Charlotte	69 43												
161	A	VCU	40 53	65	H	St. John's (NY)	64 59												
276	H	Richmond	62 48	12	H	Indiana	73 87												

Non-Div I Games:

Wake Forest

Average RPI Win:	176	WON-LOST	WINNING	LAST 10	STRENGTH OF	OPP. STRENGTH	TEAM	ADJ.	CONF.	ADJ CONF.
Average RPI Loss:	60	RECORD	PCT. RANK	GAMES	SCHEDULE	OF SCHEDULE	RPI	RPI	RPI	RPI
DIV. I ONLY	7- 8	185	4-6	22	96	112	112	2	2	
DIV. I NON-CONF.	7- 5	132	0- 1	46	132	96	96	2	2	

TOTALS	RPI 1-25	RPI 26-50	W-L RECORDS	RPI 51-100	RPI 101-150	RPI 150+				
7- 8	0- 2	1- 1	OVERALL	1- 4	0- 1	5- 0				
5- 3	0- 1	0- 1	HOME	1- 1	0- 0	4- 0				
1- 3	0- 1	0- 0	AWAY	0- 2	0- 0	1- 0				
1- 2	0- 0	1- 0	NEUTRAL	0- 1	0- 1	0- 0				
7- 5	0- 1	1- 1	NON-CONFERENCE	1- 2	0- 1	5- 0				
5- 2	0- 1	0- 1	HOME	1- 0	0- 0	4- 0				
1- 1	0- 0	0- 0	AWAY	0- 1	0- 0	1- 0				
1- 2	0- 0	1- 0	NEUTRAL	0- 1	0- 1	0- 0				
0- 3	0- 1	0- 0	CONFERENCE	0- 2	0- 0	0- 0				
0- 1	0- 0	0- 0	HOME	0- 1	0- 0	0- 0				
0- 2	0- 1	0- 0	AWAY	0- 1	0- 0	0- 0				
0- 0	0- 0	0- 0	NEUTRAL	0- 0	0- 0	0- 0				

RPI 1-25				RPI 26-50				RPI 51-100				RPI 101+ Team's RPI: 112			
RPI	S	Opponent	Score	RPI	S	Opponent	Score	RPI	S	Opponent	Score	RPI	S	Opponent	Score
7	A	Oregon	71 84	36	N	Duke	71 64	67	A	Oregon St.	67 78	108	N	Fordham	57 65
15	H	Mississippi St.	56 103	45	H	Boise St.	69 73	68	N	Michigan	73 80	162	H	Ohio St.	69 59
								73	H	Montana	69 54	200	H	Northern Ariz.	81 59
								75	A	Tulane	51 63	208	H	George Mason	81 52
								98	H	Washington St.	76 79	215	H	Cal St. Fullerton	83 74
												338	A	Seattle U	69 58
LAST 12 Division I GAMES:															
				45	H	Boise St.	69 73	108	N	Fordham	57 65				
				68	N	Michigan	73 80	67	A	Oregon St.	67 78				
				162	H	Ohio St.	69 59	7	A	Oregon	71 84				
				208	H	George Mason	81 52	98	H	Washington St.	76 79				
				338	A	Seattle U	69 58	15	H	Mississippi St.	56 103				
				36	N	Duke	71 64	73	H	Montana	69 54				

Non-Div I Games:

Washington

Average RPI Win:	153	WON-LOST	WINNING	LAST 10	STRENGTH OF	OPP. STRENGTH	TEAM	ADJ.	CONF.	ADJ CONF.
Average RPI Loss:	73	RECORD	PCT. RANK	GAMES	SCHEDULE	OF SCHEDULE	RPI	RPI	RPI	RPI
DIV. I ONLY	6- 8	203	5-5	16	81	98	98	2	2	
DIV. I NON-CONF.	5- 6	177	1- 0	41	112	132	132	2	2	

TOTALS	RPI 1-25	RPI 26-50	W-L RECORDS	RPI 51-100	RPI 101-150	RPI 150+				
6- 8	0- 2	1- 2	OVERALL	1- 2	1- 0	3- 2				
3- 3	0- 0	1- 1	HOME	1- 1	0- 0	1- 1				
1- 4	0- 2	0- 0	AWAY	0- 1	1- 0	0- 1				
2- 1	0- 0	0- 1	NEUTRAL	0- 0	0- 0	2- 0				
5- 6	0- 1	1- 2	NON-CONFERENCE	1- 1	0- 0	3- 2				
3- 3	0- 0	1- 1	HOME	1- 1	0- 0	1- 1				
0- 2	0- 1	0- 0	AWAY	0- 0	0- 0	0- 1				
2- 1	0- 0	0- 1	NEUTRAL	0- 0	0- 0	2- 0				
1- 2	0- 1	0- 0	CONFERENCE	0- 1	1- 0	0- 0				
0- 0	0- 0	0- 0	HOME	0- 0	0- 0	0- 0				
1- 2	0- 1	0- 0	AWAY	0- 1	1- 0	0- 0				
0- 0	0- 0	0- 0	NEUTRAL	0- 0	0- 0	0- 0				

RPI 1-25				RPI 26-50				RPI 51-100				RPI 101+			
RPI	S	Opponent	Score	RPI	S	Opponent	Score	RPI	S	Opponent	Score	RPI	S	Opponent	Score
7	A	Oregon	58 98	40	H	Saint Mary's (CA)	64 70	67	A	Oregon St.	69 76	112	A	Washington	79 76
11	A	Gonzaga	53 76	45	H	Boise St.	95 71	85	H	Nebraska	87 84	154	A	CSUN	52 65
				47	N	Kansas	63 71	99	H	UC Davis	62 75	158	H	Utah St.	61 72
												188	N	Jacksonville St.	64 51
												242	H	San Francisco	91 61
												246	N	Wichita St.	85 59
</															

Average RPI Win:	286	WON-LOST	WINNING	LAST 10	STRENGTH OF	OPP. STRENGTH	TEAM	ADJ.	CONF.	ADJ CONF.
Average RPI Loss:	194	RECORD	PCT. RANK	GAMES	SCHEDULE	OF SCHEDULE	RPI	RPI	RPI	RPI
DIV. I ONLY	2- 11	313	1-9	329	190	339	339	14	14	
DIV. I NON-CONF.	2- 7	288	0- 0	278	265	316	316	11	11	
<hr/>										
TOTALS	RPI 1-25	RPI 26-50	W-L RECORDS	RPI 51-100	RPI 101-150	RPI 150+				
2- 11	0- 0	0- 0	OVERALL	0- 1	0- 1	2- 9				
1- 4	0- 0	0- 0	HOME	0- 0	0- 1	1- 3				
1- 6	0- 0	0- 0	AWAY	0- 1	0- 0	1- 5				
0- 1	0- 0	0- 0	NEUTRAL	0- 0	0- 0	0- 1				
2- 7	0- 0	0- 0	NON-CONFERENCE	0- 1	0- 0	2- 6				
1- 2	0- 0	0- 0	HOME	0- 0	0- 0	1- 2				
1- 4	0- 0	0- 0	AWAY	0- 1	0- 0	1- 3				
0- 1	0- 0	0- 0	NEUTRAL	0- 0	0- 0	0- 1				
0- 4	0- 0	0- 0	CONFERENCE	0- 0	0- 1	0- 3				
0- 2	0- 0	0- 0	HOME	0- 0	0- 1	0- 1				
0- 2	0- 0	0- 0	AWAY	0- 0	0- 0	0- 2				
0- 0	0- 0	0- 0	NEUTRAL	0- 0	0- 0	0- 0				

RPI 1-25				RPI 26-50				RPI 51-100				RPI 101+				Team's RPI: 339			
RPI	S	Opponent	Score	RPI	S	Opponent	Score	RPI	S	Opponent	Score	RPI	S	Opponent	Score				
								61	A	Utah	56	77	139	H	Idaho	74	79		
												161	N	VCU	36	64			
												164	H	Portland	73	89			
												180	A	Pepperdine	47	68			
												196	H	UC Riverside	39	71			
												200	A	Northern Ariz.	64	74			
												216	A	Southern Utah	79	84			
												234	H	Eastern Wash.	58	64			
												273	A	Utah Valley	59	65			
												280	H	UTEP	68	63			
												292	A	Incarnate Word	72	64			
												310	A	UTSA	59	66			
LAST 12 Division I GAMES:																			
216	A	Southern Utah	79	84	139	H	Idaho	74	79	234	H	Eastern Wash.	58	64	196	H	UC Riverside	39	71
200	A	Northern Ariz.	64	74	273	A	Utah Valley	59	65	61	A	Utah	56	77	180	A	Pepperdine	47	68
280	H	UTEP	68	63															
310	A	UTSA	59	66															
161	N	VCU	36	64															
292	A	Incarnate Word	72	64															

Non-Div I Games: La Verne 105 43

Weber St.

Average RPI Win:	256	WON-LOST	WINNING	LAST 10	STRENGTH OF	OPP. STRENGTH	TEAM	ADJ.	CONF.	ADJ CONF.
Average RPI Loss:	41	RECORD	PCT. RANK	GAMES	SCHEDULE	OF SCHEDULE	RPI	RPI	RPI	RPI
DIV. I ONLY	9- 4	78	6-4	262	110	170	170	3	3	
DIV. I NON-CONF.	9- 2	43	1- 0	329	99	183	183	3	3	

TOTALS	RPI 1-25	RPI 26-50	W-L RECORDS	RPI 51-100	RPI 101-150	RPI 150+				
9- 4	0- 1	0- 2	OVERALL	1- 1	1- 0	7- 0				
7- 2	0- 0	0- 2	HOME	0- 0	1- 0	6- 0				
1- 1	0- 0	0- 0	AWAY	1- 1	0- 0	0- 0				
1- 1	0- 1	0- 0	NEUTRAL	0- 0	0- 0	1- 0				
9- 2	0- 1	0- 1	NON-CONFERENCE	1- 0	1- 0	7- 0				
7- 1	0- 0	0- 1	HOME	0- 0	1- 0	6- 0				
1- 0	0- 0	0- 0	AWAY	1- 0	0- 0	0- 0				
1- 1	0- 1	0- 0	NEUTRAL	0- 0	0- 0	1- 0				
0- 2	0- 0	0- 1	CONFERENCE	0- 1	0- 0	0- 0				
0- 1	0- 0	0- 1	HOME	0- 0	0- 0	0- 0				
0- 1	0- 0	0- 0	AWAY	0- 1	0- 0	0- 0				
0- 0	0- 0	0- 0	NEUTRAL	0- 0	0- 0	0- 0				

RPI 1-25				RPI 26-50				RPI 51-100				RPI 101+				Team's RPI: 170
RPI	S	Opponent	Score	RPI	S	Opponent	Score	RPI	S	Opponent	Score	RPI	S	Opponent	Score	
14	N	Iowa	81 84	31	H	Missouri	51 68	82	A	Pittsburgh	77 43	117	H	Towson	90 43	
				33	H	Texas	58 70	84	A	TCU	48 62	260	H	Coppin St.	78 37	
												266	H	Niagara	84 32	
												303	H	Eastern Ky.	78 29	
												303	N	Eastern Ky.	81 39	
												309	H	Bryant	94 48	
												326	H	NJIT	95 50	
												334	H	Morgan St.	72 37	

LAST 12 Division I GAMES:																
303	N	Eastern Ky.	81 39	84	A	TCU	48 62	266	H	Niagara	84 32	117	H	Towson	90 43	
33	H	Texas	58 70	266	H	Niagara	84 32	117	H	Towson	90 43	334	H	Morgan St.	72 37	
31	H	Missouri	51 68	117	H	Towson	90 43	334	H	Morgan St.	72 37	303	H	Eastern Ky.	78 29	
14	N	Iowa	81 84	334	H	Morgan St.	72 37	303	H	Eastern Ky.	78 29	82	A	Pittsburgh	77 43	
309	H	Bryant	94 48	303	H	Eastern Ky.	78 29									
326	H	NJIT	95 50	82	A	Pittsburgh	77 43									

Non-Div I Games:

West Virginia

Average RPI Win:	305	WON-LOST	WINNING	LAST 10	STRENGTH OF	OPP. STRENGTH	TEAM	ADJ.	CONF.	ADJ CONF.
Average RPI Loss:	199	RECORD	PCT. RANK	GAMES	SCHEDULE	OF SCHEDULE	RPI	RPI	RPI	RPI
DIV. I ONLY	2- 11	313	2-8	212	339	320	320	25	25	
DIV. I NON-CONF.	2- 11	316	0- 1	219	338	329	329	26	26	

TOTALS	RPI 1-25	RPI 26-50	W-L RECORDS	RPI 51-100	RPI 101-150	RPI 150+				
2- 11	0- 1	0- 0	OVERALL	0- 1	0- 1	2- 8				
1- 5	0- 0	0- 0	HOME	0- 0	0- 0	1- 5				
1- 6	0- 1	0- 0	AWAY	0- 1	0- 1	1- 3				
0- 0	0- 0	0- 0	NEUTRAL	0- 0	0- 0	0- 0				
2- 11	0- 1	0- 0	NON-CONFERENCE	0- 1	0- 1	2- 8				
1- 5	0- 0	0- 0	HOME	0- 0	0- 0	1- 5				
1- 6	0- 1	0- 0	AWAY	0- 1	0- 1	1- 3				
0- 0	0- 0	0- 0	NEUTRAL	0- 0	0- 0	0- 0				
0- 0	0- 0	0- 0	CONFERENCE	0- 0	0- 0	0- 0				
0- 0	0- 0	0- 0	HOME	0- 0	0- 0	0- 0				
0- 0	0- 0	0- 0	AWAY	0- 0	0- 0	0- 0				
0- 0	0- 0	0- 0	NEUTRAL	0- 0	0- 0	0- 0				

RPI 1-25				RPI 26-50				RPI 51-100				RPI 101+				Team's RPI: 320
RPI	S	Opponent	Score	RPI	S	Opponent	Score	RPI	S	Opponent	Score	RPI	S	Opponent	Score	
24	A	Kentucky	39 99					54	A	Georgi a Tech	49 84	123	A	Tennessee Tech	58 77	
												163	H	North Ala.	66 89	
												190	A	Coastal Caro.	59 77	
												227	H	Gardner-Webb	52 62	
												238	H	Campbel l	37 63	
												248	A	UNC Asheville l	49 74	
												279	A	Winthrop	65 57	
												283	H	N. C. A&T	51 69	
												312	H	South Carolina St.	39 54	
												326	A	NJIT	71 79	
												330	H	USC Upstate	68 64	
LAST 12 Division I GAMES:																
227	H	Gardner-Webb	52 62	279	A	Winthrop	65 57									
312	H	South Carolina St.	39 54	24	A	Kentucky	39 99									
123	A	Tennessee Tech	58 77	330	H	USC Upstate	68 64									
248	A	UNC Asheville l	49 74	283	H	N. C. A&T	51 69									
54	A	Georgi a Tech	49 84	163	H	North Ala.	66 89									
238	H	Campbel l	37 63	326	A	NJIT	71 79									

Non-Div I Games: Young Harris 63 54

Western Caro.

Western Hill				Through Games of Sun. 8/ 2017							
Average RPI	Win:	234	WON-LOST	WINNING	LAST 10	STRENGTH OF	OPP. STRENGTH	TEAM	ADJ.	CONF.	ADJ CONF.
Loss:	116	RECORD	PCT. RANK	GAMES	SCHEDULE	OF SCHEDULE	RPI	RPI	RPI	RPI	RPI
DIV. I ONLY		3- 11	295	4-6	62	178	219	219	16	16	
DIV. I NON-CONF.		2- 9	297	0- 0	56	182	237	237	15	15	
<hr/>											
TOTALS	RPI 1-25		RPI 26-50		W-L RECORDS		RPI 51-100		RPI 101-150		RPI 150+
3- 11	0- 2		0- 2		OVERALL		0- 2		0- 0		3- 5
2- 3	0- 1		0- 2		HOME		0- 0		0- 0		2- 0
0- 5	0- 1		0- 0		AWAY		0- 1		0- 0		0- 3
1- 3	0- 0		0- 0		NEUTRAL		0- 1		0- 0		1- 2
2- 9	0- 2		0- 1		NON-CONFERENCE		0- 2		0- 0		2- 4
1- 2	0- 1		0- 1		HOME		0- 0		0- 0		1- 0
0- 4	0- 1		0- 0		AWAY		0- 1		0- 0		0- 2
1- 3	0- 0		0- 0		NEUTRAL		0- 1		0- 0		1- 2
1- 2	0- 0		0- 1		CONFERENCE		0- 0		0- 0		1- 1
1- 1	0- 0		0- 1		HOME		0- 0		0- 0		1- 0
0- 1	0- 0		0- 0		AWAY		0- 0		0- 0		0- 1
0- 0	0- 0		0- 0		NEUTRAL		0- 0		0- 0		0- 0

RPI 1-25					RPI 26-50					RPI 51-100					RPI 101+					Team's RPI: 219	
RPI	S	Opponent	Score		RPI	S	Opponent	Score		RPI	S	Opponent	Score		RPI	S	Opponent	Score			
10	H	Drake	71	98	31	H	Missouri	64	89	74	A	Purdue	60	81	156	A	Oral Roberts	64	68		
17	A	Butler	51	92	37	H	South Dakota St.	84	93	77	N	Northern Ill.	61	86	157	H	Denver	87	78		
															178	A	Bradley	68	82		
															207	A	Southeast Mo. St.	71	81		
															209	N	Eastern Ill.	62	64		
															213	N	Furman	85	78		
															280	N	UTEP	72	84		
															333	H	Austin Peay	77	72		
LAST 12 Division I GAMES:																					
					156	A	Oral Roberts	64	68	37	H	South Dakota St.	84	93							
					157	H	Denver	87	78	213	N	Furman	85	78							
					333	H	Austin Peay	77	72	280	N	UTEP	72	84							
					207	A	Southeast Mo. St.	71	81	77	N	Northern Ill.	61	86							
					17	A	Butler	51	92	209	N	Eastern Ill.	62	64							
					74	A	Purdue	60	81	178	A	Bradley	68	82							

Non-Div I Games:	MacMurray	136	39	William Woods	81	73
------------------	-----------	-----	----	---------------	----	----

Western III.

■ Loss, ■ Non-Conf, S Site, H Home A Away N Neutral

Average RPI Win: 187

Average RPI Loss: 58

WON-LOST
RECORDWINNING
PCT. RANKLAST 10
GAMESSTRENGTH OF
SCHEDULEOPP. STRENGTH
OF SCHEDULETEAM
RPIADJ.
RPICONF.
RPIADJ CONF.
RPIDIV. I ONLY
DIV. I NON-CONF.6- 8
4- 8203
2417-3
0- 126
3517
16111
134111
13418
1918
19

TOTALS

RPI 1-25

RPI 26-50

W-L RECORDS

RPI 51-100

RPI 101-150

RPI 150+

6- 8

0- 4

0- 1

OVERALL

1- 1

1- 1

4- 1

4- 3

0- 2

0- 0

HOME

1- 0

1- 0

2- 1

1- 3

0- 1

0- 1

AWAY

0- 0

0- 1

1- 0

1- 2

0- 1

0- 0

NEUTRAL

0- 1

0- 0

1- 0

4- 8

0- 4

0- 1

NON-CONFERENCE

0- 1

0- 1

4- 1

2- 3

0- 2

0- 0

HOME

0- 0

0- 0

2- 1

1- 3

0- 1

0- 1

AWAY

0- 0

0- 1

1- 0

1- 2

0- 1

0- 0

NEUTRAL

0- 1

0- 0

1- 0

2- 0

0- 0

0- 0

CONFERENCE

1- 0

1- 0

0- 0

2- 0

0- 0

0- 0

HOME

1- 0

1- 0

0- 0

0- 0

0- 0

0- 0

AWAY

0- 0

0- 0

0- 0

0- 0

0- 0

0- 0

NEUTRAL

0- 0

0- 0

0- 0

RPI 1-25

RPI 26-50

RPI 51-100

RPI 101+

Team's RPI: 111

RPI	S	Opponent	Score
1	A	Notre Dame	53 94
8	H	Louisville	80 102
11	N	Gonzaga	55 76
14	H	Iowa	67 104

RPI	S	Opponent	Score
29	A	Central Mich.	90 108

RPI	S	Opponent	Score
62	H	Old Dominion	75 60
67	N	Oregon St.	60 74

RPI	S	Opponent	Score
131	H	Charlotte	76 58
133	A	Oklahoma	83 90
152	H	Southern Ill.	83 76
177	A	Little Rock	68 56
203	H	Ball St.	83 86
263	N	ETSU	82 68
334	H	Morgan St.	90 43

LAST 12 Division I GAMES:

11	N	Gonzaga	55 76	62	H	Old Dominion	75 60
263	N	ETSU	82 68	131	H	Charlotte	76 58
67	N	Oregon St.	60 74	1	A	Notre Dame	53 94
152	H	Southern Ill.	83 76	203	H	Ball St.	83 86
29	A	Central Mich.	90 108	177	A	Little Rock	68 56
14	H	Iowa	67 104	334	H	Morgan St.	90 43

Non-Div I Games:

Union (TN)

77 65

Belarmine

95 57

Western Ky.

Loss,
 Non-Conf,
 S Site,
 H Home
 A Away
 N Neutral

Average RPI Win: 298		WON-LOST RECORD		WINNING PCT. RANK		LAST 10 GAMES		STRENGTH OF SCHEDULE		OPP. STRENGTH OF SCHEDULE		TEAM RPI		ADJ. RPI		CONF. RPI		ADJ CONF. RPI	
Average RPI Loss: 171																			
DIV. I ONLY		6- 5		143		6-4		348		202		286		286		8		8	
DIV. I NON-CONF.		5- 5		162		0- 0		347		196		326		326		8		8	
TOTALS		RPI 1-25		RPI 26-50		W-L RECORDS		RPI 51-100		RPI 101-150		RPI 150+							
6- 5		0- 0		0- 0		OVERALL		0- 1		0- 0		6- 4							
2- 3		0- 0		0- 0		HOME		0- 1		0- 0		2- 2							
3- 1		0- 0		0- 0		AWAY		0- 0		0- 0		3- 1							
1- 1		0- 0		0- 0		NEUTRAL		0- 0		0- 0		1- 1							
5- 5		0- 0		0- 0		NON-CONFERENCE		0- 1		0- 0		5- 4							
2- 3		0- 0		0- 0		HOME		0- 1		0- 0		2- 2							
2- 1		0- 0		0- 0		AWAY		0- 0		0- 0		2- 1							
1- 1		0- 0		0- 0		NEUTRAL		0- 0		0- 0		1- 1							
1- 0		0- 0		0- 0		CONFERENCE		0- 0		0- 0		1- 0							
0- 0		0- 0		0- 0		HOME		0- 0		0- 0		0- 0							
1- 0		0- 0		0- 0		AWAY		0- 0		0- 0		1- 0							
0- 0		0- 0		0- 0		NEUTRAL		0- 0		0- 0		0- 0							

[illegible]

Non-Div I Games:	Saginaw Valley	75	51
------------------	----------------	----	----

Western Mi ch.

■ Loss, ■ Non-Conf, S Site, H Home A Away N Neutral

Average RPI Win:	226	WON-LOST	WINNING	LAST 10	STRENGTH OF	OPP. STRENGTH	TEAM	ADJ.	CONF.	ADJ CONF.
Average RPI Loss:	85	RECORD	PCT. RANK	GAMES	SCHEDULE	OF SCHEDULE	RPI	RPI	RPI	RPI
DIV. I ONLY	7- 7	168	3-7	248	67	246	246	9	9	
DIV. I NON-CONF.	7- 6	153	0- 1	257	75	248	248	9	9	
<hr/>										
TOTALS	RPI 1-25	RPI 26-50	W-L RECORDS	RPI 51-100	RPI 101-150	RPI 150+				
7- 7	0- 1	0- 0	OVERALL	0- 4	2- 2	5- 0				
7- 3	0- 0	0- 0	HOME	0- 2	2- 1	5- 0				
0- 1	0- 0	0- 0	AWAY	0- 0	0- 1	0- 0				
0- 3	0- 1	0- 0	NEUTRAL	0- 2	0- 0	0- 0				
7- 6	0- 1	0- 0	NON-CONFERENCE	0- 4	2- 1	5- 0				
7- 3	0- 0	0- 0	HOME	0- 2	2- 1	5- 0				
0- 0	0- 0	0- 0	AWAY	0- 0	0- 0	0- 0				
0- 3	0- 1	0- 0	NEUTRAL	0- 2	0- 0	0- 0				
0- 1	0- 0	0- 0	CONFERENCE	0- 0	0- 1	0- 0				
0- 0	0- 0	0- 0	HOME	0- 0	0- 0	0- 0				
0- 1	0- 0	0- 0	AWAY	0- 0	0- 1	0- 0				
0- 0	0- 0	0- 0	NEUTRAL	0- 0	0- 0	0- 0				

RPI 1-25				RPI 26-50				RPI 51-100				RPI 101+ Team's RPI: 246			
RPI	S	Opponent	Score	RPI	S	Opponent	Score	RPI	S	Opponent	Score	RPI	S	Opponent	Score
16	N	South Dakota	64 73					57	H	Oklahoma St.	47 60	121	H	Grambling	70 61
								77	H	Creighton	71 83	123	H	Tennessee Tech	45 55
								79	N	Northwestern	43 65	145	H	Missouri St.	63 60
								98	N	Washington St.	59 85	148	A	Tulsa	49 63
												186	H	Louisiana Tech	70 56
												197	H	Sam Houston St.	63 55
												281	H	Houston Baptist	68 50
												305	H	Ark.-Pine Bluff	76 39
												347	H	Savannah St.	66 50
<hr/>															
LAST 12 Division I GAMES:															
				98	N	Washington St.	59 85	79	N	Northwestern	43 65				
				148	A	Tulsa	49 63	121	H	Grambling	70 61				
				347	H	Savannah St.	66 50	77	H	Creighton	71 83				
				16	N	South Dakota	64 73	123	H	Tennessee Tech	45 55				
				281	H	Houston Baptist	68 50	57	H	Oklahoma St.	47 60				
				197	H	Sam Houston St.	63 55	186	H	Louisiana Tech	70 56				

Non-Div I Games:

Wichita St.

Average RPI Win:	309	WON-LOST	WINNING	LAST 10	STRENGTH OF	OPP. STRENGTH	TEAM	ADJ.	CONF.	ADJ CONF.
Average RPI Loss:	191	RECORD	PCT. RANK	GAMES	SCHEDULE	OF SCHEDULE	RPI	RPI	RPI	RPI
DIV. I ONLY	6- 6	168	5-5	341	334	279	279	29	29	
DIV. I NON-CONF.	4- 6	212	0- 0	291	328	263	263	29	29	
TOTALS	RPI 1-25	RPI 26-50	W-L RECORDS	RPI 51-100	RPI 101-150	RPI 150+				
6- 6	0- 0	0- 0	OVERALL	0- 1	0- 2	6- 3				
4- 1	0- 0	0- 0	HOME	0- 0	0- 0	4- 1				
2- 5	0- 0	0- 0	AWAY	0- 1	0- 2	2- 2				
0- 0	0- 0	0- 0	NEUTRAL	0- 0	0- 0	0- 0				
4- 6	0- 0	0- 0	NON-CONFERENCE	0- 1	0- 2	4- 3				
2- 1	0- 0	0- 0	HOME	0- 0	0- 0	2- 1				
2- 5	0- 0	0- 0	AWAY	0- 1	0- 2	2- 2				
0- 0	0- 0	0- 0	NEUTRAL	0- 0	0- 0	0- 0				
2- 0	0- 0	0- 0	CONFERENCE	0- 0	0- 0	2- 0				
2- 0	0- 0	0- 0	HOME	0- 0	0- 0	2- 0				
0- 0	0- 0	0- 0	AWAY	0- 0	0- 0	0- 0				
0- 0	0- 0	0- 0	NEUTRAL	0- 0	0- 0	0- 0				

RPI S Opponent	Score	RPI S Opponent	Score	RPI S Opponent	Score	RPI S Opponent	Score	Team's RPI: 279
				69 A James Madison	39 56	119 A Georgia	39 85	
						138 A Wisconsin	41 76	
						175 H Elon	58 57	
						250 A Wofford	53 70	
						252 A Ga. Southern	55 64	
						312 A South Carolina St.	58 50	
						320 H Western Caro.	57 65	
						336 A Col. of Charleston	71 64	
						340 H N. C. Central	66 41	
						344 H Longwood	77 69	
						349 H Charleston So.	57 52	
LAST 12 Division I GAMES:								
349 H Charleston So.	57 52	252 A Ga. Southern	55 64					
344 H Longwood	77 69	175 H Elon	58 57					
320 H Western Caro.	57 65	312 A South Carolina St.	58 50					
340 H N. C. Central	66 41	336 A Col. of Charleston	71 64					
119 A Georgia	39 85	69 A James Madison	39 56					
138 A Wisconsin	41 76	250 A Wofford	53 70					

Non-Div I Games: Newberry 63 67

Winthrop

Average RPI Win:	230	WON-LOST	WINNING	LAST 10	STRENGTH OF	OPP. STRENGTH	TEAM	ADJ.	CONF.	ADJ CONF.
Average RPI Loss:	52	RECORD	PCT. RANK	GAMES	SCHEDULE	OF SCHEDULE	RPI	RPI	RPI	RPI
DIV. I ONLY	10- 6	106	4-6	206	86	138	138	4	4	
DIV. I NON-CONF.	9- 3	62	0- 0	306	139	175	175	4	4	

TOTALS	RPI 1-25	RPI 26-50	W-L RECORDS	RPI 51-100	RPI 101-150	RPI 150+				
10- 6	0- 1	0- 2	OVERALL	2- 3	1- 0	7- 0				
7- 1	0- 0	0- 1	HOME	1- 0	1- 0	5- 0				
1- 4	0- 1	0- 1	AWAY	0- 2	0- 0	1- 0				
2- 1	0- 0	0- 0	NEUTRAL	1- 1	0- 0	1- 0				
9- 3	0- 0	0- 2	NON-CONFERENCE	1- 1	1- 0	7- 0				
6- 1	0- 0	0- 1	HOME	0- 0	1- 0	5- 0				
1- 1	0- 0	0- 1	AWAY	0- 0	0- 0	1- 0				
2- 1	0- 0	0- 0	NEUTRAL	1- 1	0- 0	1- 0				
1- 3	0- 1	0- 0	CONFERENCE	1- 2	0- 0	0- 0				
1- 0	0- 0	0- 0	HOME	1- 0	0- 0	0- 0				
0- 3	0- 1	0- 0	AWAY	0- 2	0- 0	0- 0				
0- 0	0- 0	0- 0	NEUTRAL	0- 0	0- 0	0- 0				

RPI 1-25				RPI 26-50				RPI 51-100				RPI 101+				Team's RPI: 138
RPI	S	Opponent	Score	RPI	S	Opponent	Score	RPI	S	Opponent	Score	RPI	S	Opponent	Score	
14	A	Iowa	53 71	36	H	Duke	53 60	55	N	Arkansas	68 69	102	H	IUPUI	65 64	
				46	A	Green Bay	46 55	72	A	Minnesota	56 74	199	A	Milwaukee	68 57	
								74	H	Purdue	76 69	257	H	Marshall	67 49	
								82	N	Pittsburgh	57 42	279	H	Winthrop	76 41	
								88	A	Penn St.	64 71	301	N	Tennessee St.	58 53	
												321	H	North Dakota St.	64 53	
												335	H	Chicago St.	85 38	
												345	H	Evansville	96 60	

LAST 12 Division I GAMES:																
14	A	Iowa	53 71	72	A	Minnesota	56 74									
88	A	Penn St.	64 71	345	H	Evansville	96 60									
74	H	Purdue	76 69	335	H	Chicago St.	85 38									
55	N	Arkansas	68 69	46	A	Green Bay	46 55									
301	N	Tennessee St.	58 53	257	H	Marshall	67 49									
82	N	Pittsburgh	57 42	36	H	Duke	53 60									

Non-Div I Games:

Wisconsin

Average RPI Win: **288**
 Average RPI Loss: **187**

WON-LOST
RECORD

WINNING
PCT. RANK

LAST 10
GAMES

STRENGTH OF
SCHEDULE

OPP. STRENGTH
OF SCHEDULE

TEAM
RPI

ADJ.
RPI

CONF.
RPI

ADJ CONF.
RPI

DIV. I ONLY	5- 7	208	6-4	317	274	250	250	25	25
DIV. I NON-CONF.	5- 7	206	0- 0	318	270	256	256	26	26
TOTALS	RPI 1-25	RPI 26-50	W-L RECORDS	RPI 51-100	RPI 101-150	RPI 150+			
5- 7	0- 0	0- 0	OVERALL	0- 2	0- 2	5- 3			
3- 0	0- 0	0- 0	HOME	0- 0	0- 0	3- 0			
2- 7	0- 0	0- 0	AWAY	0- 2	0- 2	2- 3			
0- 0	0- 0	0- 0	NEUTRAL	0- 0	0- 0	0- 0			
5- 7	0- 0	0- 0	NON-CONFERENCE	0- 2	0- 2	5- 3			
3- 0	0- 0	0- 0	HOME	0- 0	0- 0	3- 0			
2- 7	0- 0	0- 0	AWAY	0- 2	0- 2	2- 3			
0- 0	0- 0	0- 0	NEUTRAL	0- 0	0- 0	0- 0			
0- 0	0- 0	0- 0	CONFERENCE	0- 0	0- 0	0- 0			
0- 0	0- 0	0- 0	HOME	0- 0	0- 0	0- 0			
0- 0	0- 0	0- 0	AWAY	0- 0	0- 0	0- 0			
0- 0	0- 0	0- 0	NEUTRAL	0- 0	0- 0	0- 0			

RPI 1-25				RPI 26-50				RPI 51-100				RPI 101+ Team's RPI: 250					
RPI	S	Opponent	Score	RPI	S	Opponent	Score	RPI	S	Opponent	Score	RPI	S	Opponent	Score		
								54	A	Georgia Tech	40	81	131	A	Charlotte	63	85
								93	A	Clemson	77	85	132	A	Appalachian St.	70	94
												227	H	Gardner-Webb	59	53	
												248	A	UNC Asheville	46	60	
												252	A	Ga. Southern	81	65	
												279	H	Winthrop	70	53	
												313	A	Presbyterian	50	61	
												336	H	Col. of Charleston	78	58	
												340	A	N.C. Central	59	66	
												344	A	Longwood	101	72	
LAST 12 Division I GAMES:																	
				54	A	Georgia Tech	40	81	344	A	Longwood	101	72				
				132	A	Appalachian St.	70	94	227	H	Gardner-Webb	59	53				
				340	A	N.C. Central	59	66	248	A	UNC Asheville	46	60				
				131	A	Charlotte	63	85	279	H	Winthrop	70	53				
				93	A	Clemson	77	85	336	H	Col. of Charleston	78	58				
				252	A	Ga. Southern	81	65	313	A	Presbyterian	50	61				

Non-Div I Games:

Warren Wilson

107 30

Southern Wesleyan

110 47

Brevard

106 52

Wofford

Average RPI Win:	194	WON-LOST	WINNING	LAST 10	STRENGTH OF	OPP. STRENGTH	TEAM	ADJ.	CONF.	ADJ CONF.
Average RPI Loss:	127	RECORD	PCT. RANK	GAMES	SCHEDULE	OF SCHEDULE	RPI	RPI	RPI	RPI
DIV. I ONLY	11- 4	60	9-1	227	122	96	96	19	19	
DIV. I NON-CONF.	7- 4	109	0- 0	201	155	106	106	17	17	

TOTALS	RPI 1-25	RPI 26-50	W-L RECORDS	RPI 51-100	RPI 101-150	RPI 150+				
11- 4	0- 0	1- 1	OVERALL	1- 1	2- 1	7- 1				
3- 1	0- 0	1- 0	HOME	0- 1	1- 0	1- 0				
4- 3	0- 0	0- 1	AWAY	0- 0	1- 1	3- 1				
4- 0	0- 0	0- 0	NEUTRAL	1- 0	0- 0	3- 0				
7- 4	0- 0	0- 1	NON-CONFERENCE	1- 1	1- 1	5- 1				
1- 1	0- 0	0- 0	HOME	0- 1	1- 0	0- 0				
2- 3	0- 0	0- 1	AWAY	0- 0	0- 1	2- 1				
4- 0	0- 0	0- 0	NEUTRAL	1- 0	0- 0	3- 0				
4- 0	0- 0	1- 0	CONFERENCE	0- 0	1- 0	2- 0				
2- 0	0- 0	1- 0	HOME	0- 0	0- 0	1- 0				
2- 0	0- 0	0- 0	AWAY	0- 0	1- 0	1- 0				
0- 0	0- 0	0- 0	NEUTRAL	0- 0	0- 0	0- 0				

RPI 1-25				RPI 26-50				RPI 51-100				Team's RPI : 96				RPI 101+			
RPI	S	Opponent	Score	RPI	S	Opponent	Score	RPI	S	Opponent	Score	RPI	S	Opponent	Score	RPI	S	Opponent	Score
				28	A	Michigan St.	68 84	51	H	Belmont	63 79	102	A	IUPUI	78 75				
				46	H	Green Bay	85 67	95	N	Marist	76 60	113	H	Kent St.	61 55				
												131	A	Charlotte	85 88				
												169	N	Drexel	71 63				
												199	H	Milwaukee	61 57				
												226	N	Stetson	57 44				
												249	N	Hofstra	93 64				
												264	A	UNLV	68 52				
												297	A	CSU Bakersfield	74 76				
												328	A	UIC	79 46				
												341	A	Manhattan	60 44				

LAST 12 Division I GAMES:																			
				199	H	Milwaukee	61 57	102	A	IUPUI	78 75								
				46	H	Green Bay	85 67	131	A	Charlotte	85 88								
				328	A	UIC	79 46	341	A	Manhattan	60 44								
				226	N	Stetson	57 44	169	N	Drexel	71 63								
				249	N	Hofstra	93 64	113	H	Kent St.	61 55								
				28	A	Michigan St.	68 84	95	N	Marist	76 60								

Non-Div I Games: Kentucky St. 83 53

Wright St.

Average RPI	Win:	147	WON-LOST	WINNING	LAST 10	STRENGTH OF	OPP. STRENGTH	TEAM	ADJ.	CONF.	ADJ CONF.
Average RPI	Loss:	48	RECORD	PCT. RANK	GAMES	SCHEDULE	OF SCHEDULE	RPI	RPI	RPI	RPI
DIV. I ONLY		6- 3		88	7-3	71	77	44	44	10	10
DIV. I NON-CONF.		5- 2		82	0- 0	44	82	25	25	10	10

TOTALS	RPI 1-25		RPI 26-50		W-L RECORDS	RPI 51-100		RPI 101-150		RPI 150+	
6- 3	0- 0		1- 2		OVERALL	0- 1		2- 0		3- 0	
5- 0	0- 0		1- 0		HOME	0- 0		2- 0		2- 0	
0- 3	0- 0		0- 2		AWAY	0- 1		0- 0		0- 0	
1- 0	0- 0		0- 0		NEUTRAL	0- 0		0- 0		1- 0	
5- 2	0- 0		1- 1		NON-CONFERENCE	0- 1		2- 0		2- 0	
4- 0	0- 0		1- 0		HOME	0- 0		2- 0		1- 0	
0- 2	0- 0		0- 1		AWAY	0- 1		0- 0		0- 0	
1- 0	0- 0		0- 0		NEUTRAL	0- 0		0- 0		1- 0	
1- 1	0- 0		0- 1		CONFERENCE	0- 0		0- 0		1- 0	
1- 0	0- 0		0- 0		HOME	0- 0		0- 0		1- 0	
0- 1	0- 0		0- 1		AWAY	0- 0		0- 0		0- 0	
0- 0	0- 0		0- 0		NEUTRAL	0- 0		0- 0		0- 0	

RPI 1-25				RPI 26-50				RPI 51-100				RPI 101+			
RPI	S	Opponent	Score	RPI	S	Opponent	Score	RPI	S	Opponent	Score	RPI	S	Opponent	Score
				37	H	South Dakota St.	77 70	59	A	Paci fi c	64 70	109	H	Montana St.	66 58
				40	A	Saint Mary's (CA)	84 90					139	H	Idaho	64 61
				45	A	Boi se St.	64 72					157	H	Denver	78 74
												173	N	North Texas	53 49
												264	H	UNLV	90 62
LAST 12 Division I GAMES:															
				264	H	UNLV	90 62	139	H	Idaho	64 61				
				45	A	Boi se St.	64 72	157	H	Denver	78 74				
				37	H	South Dakota St.	77 70	109	H	Montana St.	66 58				
								59	A	Paci fi c	64 70				
								173	N	North Texas	53 49				
								40	A	Saint Mary's (CA)	84 90				

Non-Div I Games: Chadron St. 80 33 UC-Colo. Springs 98 37

Wyoming

Average RPI Win:	213	WON-LOST	WINNING	LAST 10	STRENGTH OF	OPP. STRENGTH	TEAM	ADJ.	CONF.	ADJ CONF.
Average RPI Loss:	81	RECORD	PCT. RANK	GAMES	SCHEDULE	OF SCHEDULE	RPI	RPI	RPI	RPI
DIV. I ONLY	10- 5	88	6-4	183	128	144	144	5	5	
DIV. I NON-CONF.	9- 2	43	0- 0	259	201	118	118	5	5	

TOTALS	RPI 1-25	RPI 26-50	W-L RECORDS	RPI 51-100	RPI 101-150	RPI 150+				
10- 5	0- 0	0- 1	OVERALL	2- 3	1- 1	7- 0				
9- 2	0- 0	0- 0	HOME	1- 2	1- 0	7- 0				
1- 3	0- 0	0- 1	AWAY	1- 1	0- 1	0- 0				
0- 0	0- 0	0- 0	NEUTRAL	0- 0	0- 0	0- 0				
9- 2	0- 0	0- 0	NON-CONFERENCE	1- 1	1- 1	7- 0				
8- 1	0- 0	0- 0	HOME	0- 1	1- 0	7- 0				
1- 1	0- 0	0- 0	AWAY	1- 0	0- 1	0- 0				
0- 0	0- 0	0- 0	NEUTRAL	0- 0	0- 0	0- 0				
1- 3	0- 0	0- 1	CONFERENCE	1- 2	0- 0	0- 0				
1- 1	0- 0	0- 0	HOME	1- 1	0- 0	0- 0				
0- 2	0- 0	0- 1	AWAY	0- 1	0- 0	0- 0				
0- 0	0- 0	0- 0	NEUTRAL	0- 0	0- 0	0- 0				

RPI	S	Opponent	Score	RPI	S	Opponent	Score	RPI	S	Opponent	Score	RPI	S	Opponent	Score	Team's RPI: 144
35	A	Villanova	71 75	65	H	St. John's (NY)	57 76	123	H	Tennessee Tech	70 60	146	A	Cincinnati	61 79	
				72	H	Minnesota	53 78	163	H	North Ala.	94 81	193	H	Bowling Green	65 49	
				87	A	Georgetown	61 68	223	H	Alabama St.	87 58	272	H	New Orleans	61 45	
				91	A	Wake Forest	62 50	284	H	Fairfield	48 35	335	H	Chicago St.	91 57	
				100	H	Seton Hall	63 62	346	H	Delaware St.	80 59					
LAST 12 Division I GAMES:																
100	H	Seton Hall	63 62	146	A	Cincinnati	61 79									
65	H	St. John's (NY)	57 76	346	H	Delaware St.	80 59									
35	A	Villanova	71 75	163	H	North Ala.	94 81									
87	A	Georgetown	61 68	193	H	Bowling Green	65 49									
272	H	New Orleans	61 45	91	A	Wake Forest	62 50									
223	H	Alabama St.	87 58	284	H	Fairfield	48 35									

Non-Div I Games:

Xavier

Average RPI	Win:	265	WON-LOST	WINNING	LAST 10	STRENGTH OF	OPP. STRENGTH	TEAM	ADJ.	CONF.	ADJ CONF.
Average RPI	Loss:	93	RECORD	PCT. RANK	GAMES	SCHEDULE	OF SCHEDULE	RPI	RPI	RPI	RPI
DIV. I ONLY		10- 5	88	8-2	217	282	120	120	11	11	
DIV. I NON-CONF.		10- 5	91	1- 0	224	282	109	109	12	12	

TOTALS	RPI 1-25		RPI 26-50		W-L RECORDS	RPI 51-100		RPI 101-150		RPI 150+	
10- 5	0- 0		0- 1		OVERALL	0- 2		1- 2		9- 0	
3- 0	0- 0		0- 0		HOME	0- 0		0- 0		3- 0	
4- 4	0- 0		0- 0		AWAY	0- 2		1- 2		3- 0	
3- 1	0- 0		0- 1		NEUTRAL	0- 0		0- 0		3- 0	
10- 5	0- 0		0- 1		NON-CONFERENCE	0- 2		1- 2		9- 0	
3- 0	0- 0		0- 0		HOME	0- 0		0- 0		3- 0	
4- 4	0- 0		0- 0		AWAY	0- 2		1- 2		3- 0	
3- 1	0- 0		0- 1		NEUTRAL	0- 0		0- 0		3- 0	
0- 0	0- 0		0- 0		CONFERENCE	0- 0		0- 0		0- 0	
0- 0	0- 0		0- 0		HOME	0- 0		0- 0		0- 0	
0- 0	0- 0		0- 0		AWAY	0- 0		0- 0		0- 0	
0- 0	0- 0		0- 0		NEUTRAL	0- 0		0- 0		0- 0	

RPI 1-25				RPI 26-50				RPI 51-100				RPI 101+				Team's RPI: 120	
RPI	S	Opponent	Score	RPI	S	Opponent	Score	RPI	S	Opponent	Score	RPI	S	Opponent	Score		
				48	N	SFA	57 67										
								65	A	St. John's (NY)	52 56	107	A	Youngstown St.	58 56		
								77	A	Northern Ill.	80 89	127	A	Providence	42 59		
												146	A	Cincinnati	52 66		
												202	N	Saint Louis	58 52		
												266	N	Niagara	67 64		
												273	H	Colgate	80 61		
												283	N	N.C. A&T	59 49		
												285	H	Central Conn. St.	58 46		
												294	H	Saint Peter's	72 56		
												306	A	Vermont	58 55		
												311	A	Army West Point	62 51		
												318	A	Wagner	74 41		
LAST 12 Division I GAMES:																	
				283	N	N.C. A&T	59 49	306	A	Vermont	58 55						
				48	N	SFA	57 67	65	A	St. John's (NY)	52 56						
				266	N	Niagara	67 64	294	H	Saint Peter's	72 56						
				202	N	Saint Louis	58 52	127	A	Providence	42 59						
				285	H	Central Conn. St.	58 46	318	A	Wagner	74 41						
				311	A	Army West Point	62 51	107	A	Youngstown St.	58 56						

Non-Div I Games:

Yale

Average RPI Win: 234

WON-LOST

WINNING

LAST 10

STRENGTH OF

OPP. STRENGTH

TEAM

ADJ.

CONF.

ADJ CONF.

Average RPI Loss: 101

RECORD

PCT. RANK

GAMES

SCHEDULE

OF SCHEDULE

RPI

RPI

RPI

RPI

DIV. I ONLY
DIV. I NON-CONF.

10- 3

50

8-2

238

215

107

107

19

19

6- 3

91

0- 0

98

263

80

80

17

17

TOTALS

RPI 1-25

RPI 26-50

W-L RECORDS

RPI 51-100

RPI 101-150

RPI 150+

10- 3

0- 0

0- 0

OVERALL

1- 1

1- 2

8- 0

6- 1

0- 0

0- 0

HOME

0- 0

1- 1

5- 0

4- 2

0- 0

0- 0

AWAY

1- 1

0- 1

3- 0

0- 0

0- 0

0- 0

NEUTRAL

0- 0

0- 0

0- 0

6- 3

0- 0

0- 0

NON-CONFERENCE

1- 1

0- 2

5- 0

4- 1

0- 0

0- 0

HOME

0- 0

0- 1

4- 0

2- 2

0- 0

0- 0

AWAY

1- 1

0- 1

1- 0

0- 0

0- 0

0- 0

NEUTRAL

0- 0

0- 0

0- 0

4- 0

0- 0

0- 0

CONFERENCE

0- 0

1- 0

3- 0

2- 0

0- 0

0- 0

HOME

0- 0

1- 0

1- 0

2- 0

0- 0

0- 0

AWAY

0- 0

0- 0

2- 0

0- 0

0- 0

0- 0

NEUTRAL

0- 0

0- 0

0- 0

RPI 1-25

RPI 26-50

RPI 51-100

RPI 101+

Team's RPI: 107

RPI S Opponent Score

RPI S Opponent Score

RPI S Opponent Score

RPI S Opponent Score

70 A Bucknell 68 73
82 A Pittsburgh 64 55102 H IUPUI 70 52
113 A Kent St. 34 62
120 H Yale 56 58
182 H Akron 72 61
211 H Saint Francis (PA) 80 56
240 H Loyola Chi cago 74 63
255 A Oakland 69 55
290 H Robert Morris 69 59
319 A Canisius 62 36
328 H UIC 81 29
329 A Detroit Mercy 85 59

LAST 12 Division I GAMES:

102 H IUPUI 70 52 319 A Canisius 62 36
328 H UIC 81 29 182 H Akron 72 61
255 A Oakland 69 55 120 H Yale 56 58
329 A Detroit Mercy 85 59 113 A Kent St. 34 62
70 A Bucknell 68 73 82 A Pittsburgh 64 55
211 H Saint Francis (PA) 80 56 240 H Loyola Chi cago 74 63

Non-Div I Games:

Thiel

76 53

Carlow

90 31

Youngstown St.