

Average RPI Win:	307	WON-LOST	WINNING	LAST 10	STRENGTH OF	OPP. STRENGTH	TEAM	ADJ.	CONF.	ADJ CONF.
Average RPI Loss:	155	RECORD	PCT. RANK	GAMES	SCHEDULE	OF SCHEDULE	RPI	RPI	RPI	RPI
DIV. I ONLY	6- 5	143	6-4	331	171	215	215	25	25	
DIV. I NON-CONF.	3- 4	201	3-3	291	110	198	198	24	24	
TOTALS	RPI 1-25	RPI 26-50	W-L RECORDS	RPI 51-100	RPI 101-150	RPI 150+				
6- 5	0- 2	0- 0	OVERALL	0- 0	0- 0	6- 3				
3- 0	0- 0	0- 0	HOME	0- 0	0- 0	3- 0				
2- 5	0- 2	0- 0	AWAY	0- 0	0- 0	2- 3				
1- 0	0- 0	0- 0	NEUTRAL	0- 0	0- 0	1- 0				
3- 4	0- 2	0- 0	NON-CONFERENCE	0- 0	0- 0	3- 2				
1- 0	0- 0	0- 0	HOME	0- 0	0- 0	1- 0				
1- 4	0- 2	0- 0	AWAY	0- 0	0- 0	1- 2				
1- 0	0- 0	0- 0	NEUTRAL	0- 0	0- 0	1- 0				
3- 1	0- 0	0- 0	CONFERENCE	0- 0	0- 0	3- 1				
2- 0	0- 0	0- 0	HOME	0- 0	0- 0	2- 0				
1- 1	0- 0	0- 0	AWAY	0- 0	0- 0	1- 1				
0- 0	0- 0	0- 0	NEUTRAL	0- 0	0- 0	0- 0				

RPI 1-25				RPI 26-50				RPI 51-100				RPI 101+ Team's RPI: 215			
RPI	S	Opponent	Score	RPI	S	Opponent	Score	RPI	S	Opponent	Score	RPI	S	Opponent	Score
2	A	Missouri St.	51 79									221	A	Southeastern La.	44 48
11	A	Texas A&M	48 85									234	H	Central Ark.	67 47
												265	A	South Alabama	82 83
												276	A	Texas St.	48 57
												305	H	Nicholls St.	55 49
												306	N	Prairie View	64 52
												331	A	UTRGV	59 54
												331	H	UTRGV	61 50
												333	A	Northwestern St.	72 59
LAST 10 Division I															
221	A	Southeastern La.	44 48	331	A	UTRGV	59 54								
333	A	Northwestern St.	72 59	276	A	Texas St.	48 57								
11	A	Texas A&M	48 85	331	H	UTRGV	61 50								
234	H	Central Ark.	67 47	306	N	Prairie View	64 52								
305	H	Nicholls St.	55 49	265	A	South Alabama	82 83								

Non-Div I Games: UNKNOWN 75 55 Huston-Tillotson 63 49 Texas Wesleyan 90 52

A&M-Corpus Christi

Loss, Non-Conf, S Site, H Home A Away N Neutral

Average RPI Win: 200		WON-LOST	WINNING	LAST 10	STRENGTH OF	OPP. STRENGTH	TEAM	ADJ.	CONF.	ADJ CONF.
Average RPI Loss: 55		RECORD	PCT. RANK	GAMES	SCHEDULE	OF SCHEDULE	RPI	RPI	RPI	RPI
DIV. I ONLY		7- 1	20	7-1	316	21	75	75	25	25
DIV. I NON-CONF.		4- 1	54	4-1	261	40	65	65	24	24

TOTALS	RPI 1-25	RPI 26-50	W-L RECORDS	RPI 51-100	RPI 101-150	RPI 150+
7- 1	0- 0	0- 0	OVERALL	0- 1	2- 0	5- 0
4- 0	0- 0	0- 0	HOME	0- 0	1- 0	3- 0
3- 1	0- 0	0- 0	AWAY	0- 1	1- 0	2- 0
0- 0	0- 0	0- 0	NEUTRAL	0- 0	0- 0	0- 0
4- 1	0- 0	0- 0	NON-CONFERENCE	0- 1	1- 0	3- 0
2- 0	0- 0	0- 0	HOME	0- 0	0- 0	2- 0
2- 1	0- 0	0- 0	AWAY	0- 1	1- 0	1- 0
0- 0	0- 0	0- 0	NEUTRAL	0- 0	0- 0	0- 0
3- 0	0- 0	0- 0	CONFERENCE	0- 0	1- 0	2- 0
2- 0	0- 0	0- 0	HOME	0- 0	1- 0	1- 0
1- 0	0- 0	0- 0	AWAY	0- 0	0- 0	1- 0
0- 0	0- 0	0- 0	NEUTRAL	0- 0	0- 0	0- 0

RPI 1-25			RPI 26-50			RPI 51-100			Team's RPI: 75			RPI 101+			
RPI	S	Opponent	Score	RPI	S	Opponent	Score	RPI	S	Opponent	Score	RPI	S	Opponent	Score
								55	A	Oklahoma	65 78	117	H	New Orleans	76 62
												128	A	Wright St.	83 64
												160	A	Portland	76 69
												174	H	Lamar University	78 72
												217	H	Tulsa	73 63
												302	H	New Mexico St.	67 54
												305	A	Nicholls St.	95 84
LAST 10 Division I															
				174	H	Lamar University	78 72					160	A	Portland	76 69
				302	H	New Mexico St.	67 54					55	A	Oklahoma	65 78
				305	A	Nicholls St.	95 84					128	A	Wright St.	83 64
				117	H	New Orleans	76 62								
				217	H	Tulsa	73 63								

Non-Div I Games:	Howard Payne	96	38	Schreiner	110	37	Southwest (NM)	104	52	McMurry	111	43	Abilene Christian
------------------	--------------	----	----	-----------	-----	----	----------------	-----	----	---------	-----	----	-------------------

■ Loss, ■ Non-Conf, S Site, H Home A Away N Neutral

Air Force

Through Games Of Jan. 7, 2020

Average RPI Win:	307	WON-LOST	WINNING	LAST 10	STRENGTH OF	OPP. STRENGTH	TEAM	ADJ.	CONF.	ADJ CONF.
Average RPI Loss:	190	RECORD	PCT. RANK	GAMES	SCHEDULE	OF SCHEDULE	RPI	RPI	RPI	RPI
DIV. I ONLY	2- 11	321	1-9	256	294	323	323	22	22	
DIV. I NON-CONF.	1- 9	326	0-7	258	264	336	336	25	25	
TOTALS	RPI 1-25	RPI 26-50	W-L RECORDS	RPI 51-100	RPI 101-150	RPI 150+				
2- 11	0- 0	0- 0	OVERALL	0- 2	0- 1	2- 8				
1- 5	0- 0	0- 0	HOME	0- 0	0- 0	1- 5				
1- 6	0- 0	0- 0	AWAY	0- 2	0- 1	1- 3				
0- 0	0- 0	0- 0	NEUTRAL	0- 0	0- 0	0- 0				
1- 9	0- 0	0- 0	NON-CONFERENCE	0- 2	0- 1	1- 6				
1- 3	0- 0	0- 0	HOME	0- 0	0- 0	1- 3				
0- 6	0- 0	0- 0	AWAY	0- 2	0- 1	0- 3				
0- 0	0- 0	0- 0	NEUTRAL	0- 0	0- 0	0- 0				
1- 2	0- 0	0- 0	CONFERENCE	0- 0	0- 0	1- 2				
0- 2	0- 0	0- 0	HOME	0- 0	0- 0	0- 2				
1- 0	0- 0	0- 0	AWAY	0- 0	0- 0	1- 0				
0- 0	0- 0	0- 0	NEUTRAL	0- 0	0- 0	0- 0				

RPI 1-25				RPI 26-50				RPI 51-100				RPI 101+				Team's RPI: 323	
RPI	S	Opponent	Score	RPI	S	Opponent	Score	RPI	S	Opponent	Score	RPI	S	Opponent	Score		
								52	A	Arizona St.	56	87	127	A	Northern Colo.	62	72
								96	A	Tennessee	54	81	160	H	Portland	56	72
													189	H	Wyoming	63	65
													207	H	San Diego	59	70
													223	A	Cal St. Fullerton	70	79
													242	H	UNLV	60	67
													247	A	Long Beach St.	68	74
													264	H	Army West Point	66	68
													278	A	Navy	59	67
													300	A	Nevada	68	61
													313	H	NJIT	68	48
LAST 10 Division I																	
247	A	Long Beach St.	68	74	242	H	UNLV	60	67								
300	A	Nevada	68	61	223	A	Cal St. Fullerton	70	79								
189	H	Wyoming	63	65	160	H	Portland	56	72								
96	A	Tennessee	54	81	127	A	Northern Colo.	62	72								
278	A	Navy	59	67	207	H	San Diego	59	70								

Non-Div I Games: Neb. Wesleyan 93 42

Air Force

■ Loss,
 ■ Non-Conf,
 ■ S Site,
 ■ H Home
 ■ A Away
 N Neutral

Akron

A
k
r
o
n

Akron

Page 4

Alabama

Through Games Of Jan. 7, 2020

Average RPI Win: 181		WON-LOST	WINNING	LAST 10	STRENGTH OF	OPP. STRENGTH	TEAM	ADJ.	CONF.	ADJ CONF.
Average RPI Loss: 79		RECORD	PCT. RANK	GAMES	SCHEDULE	OF SCHEDULE	RPI	RPI	RPI	RPI
DIV. I ONLY		10- 5	82	6-4	74	140	79	79	4	4
DIV. I NON-CONF.		10- 3	60	6-2	141	190	80	80	4	4
TOTALS		RPI 1-25	RPI 26-50		W-L RECORDS		RPI 51-100	RPI 101-150		RPI 150+
10- 5	0- 1	1- 1		OVERALL		0- 1	4- 1		5- 1	
6- 3	0- 1	0- 0		HOME		0- 1	3- 0		3- 1	
3- 1	0- 0	0- 1		AWAY		0- 0	1- 0		2- 0	
1- 1	0- 0	1- 0		NEUTRAL		0- 0	0- 1		0- 0	
10- 3	0- 0	1- 0		NON-CONFERENCE		0- 1	4- 1		5- 1	
6- 2	0- 0	0- 0		HOME		0- 1	3- 0		3- 1	
3- 0	0- 0	0- 0		AWAY		0- 0	1- 0		2- 0	
1- 1	0- 0	1- 0		NEUTRAL		0- 0	0- 1		0- 0	
0- 2	0- 1	0- 1		CONFERENCE		0- 0	0- 0		0- 0	
0- 1	0- 1	0- 0		HOME		0- 0	0- 0		0- 0	
0- 1	0- 0	0- 1		AWAY		0- 0	0- 0		0- 0	
0- 0	0- 0	0- 0		NEUTRAL		0- 0	0- 0		0- 0	

RPI 1-25				RPI 26-50				RPI 51-100 Team's RPI: 79				RPI 101+			
RPI	S	Opponent	Score	RPI	S	Opponent	Score	RPI	S	Opponent	Score	RPI	S	Opponent	Score
4	H	South Carolina	78 93	45	N	UNI	87 77	81	H	Iowa St.	66 75	105	N	Southern California	57 60
				48	A	LSU	60 71					111	H	Colgate	72 52
												112	H	North Carolina	83 77
												144	A	Tulane	66 56
												148	H	Bethune-Cookman	60 49
												156	H	Hampton	61 64
												167	A	Clemson	67 54
												221	H	Southeastern La.	87 50
												265	A	South Alabama	74 62
												289	H	Radford	85 51
												310	H	Mercer	111 56
LAST 10 Division I															
221	H	Southeastern La.	87 50	4	H	South Carolina	78 93								
289	H	Radford	85 51	48	A	LSU	60 71								
148	H	Bethune-Cookman	60 49	81	H	Iowa St.	66 75								
112	H	North Carolina	83 77	105	N	Southern California	57 60								
111	H	Colgate	72 52	45	N	UNI	87 77								

Non-Div I Games:

Alabama

■ Loss,
 ■ Non-Conf, S Site,
 ■ Home
 ■ Away
 N Neutral

Average RPI Win:	314	WON-LOST	WINNING	LAST 10	STRENGTH OF	OPP. STRENGTH	TEAM	ADJ.	CONF.	ADJ CONF.
Average RPI Loss:	180	RECORD	PCT. RANK	GAMES	SCHEDULE	OF SCHEDULE	RPI	RPI	RPI	RPI
DIV. I ONLY	4- 9	260	3-7	273	324	261	261	29	29	
DIV. I NON-CONF.	4- 7	225	3-5	190	340	206	206	28	28	
TOTALS	RPI 1-25	RPI 26-50	W-L RECORDS	RPI 51-100	RPI 101-150	RPI 150+				
4- 9	0- 0	0- 0	OVERALL	0- 2	0- 1	4- 6				
0- 2	0- 0	0- 0	HOME	0- 1	0- 1	0- 0				
4- 6	0- 0	0- 0	AWAY	0- 1	0- 0	4- 5				
0- 1	0- 0	0- 0	NEUTRAL	0- 0	0- 0	0- 1				
4- 7	0- 0	0- 0	NON-CONFERENCE	0- 2	0- 1	4- 4				
0- 2	0- 0	0- 0	HOME	0- 1	0- 1	0- 0				
4- 4	0- 0	0- 0	AWAY	0- 1	0- 0	4- 3				
0- 1	0- 0	0- 0	NEUTRAL	0- 0	0- 0	0- 1				
0- 2	0- 0	0- 0	CONFERENCE	0- 0	0- 0	0- 2				
0- 0	0- 0	0- 0	HOME	0- 0	0- 0	0- 0				
0- 2	0- 0	0- 0	AWAY	0- 0	0- 0	0- 2				
0- 0	0- 0	0- 0	NEUTRAL	0- 0	0- 0	0- 0				

RPI 1-25				RPI 26-50				RPI 51-100				RPI 101+				Team's RPI: 261	
RPI	S	Opponent	Score	RPI	S	Opponent	Score	RPI	S	Opponent	Score	RPI	S	Opponent	Score		
								68	A	Nebraska	46	68	143	H	Austin Peay	61	67
								73	H	North Florida	64	73	166	A	Memphis	71	79
												173	A	Cincinnati	47	62	
												192	N	North Ala.	65	80	
												202	A	Jackson St.	53	67	
												286	A	Denver	86	83	
												294	A	California Baptist	55	60	
												299	A	San Diego St.	61	53	
												312	A	Grambling	59	69	
												319	A	Georgia St.	67	52	
												350	A	Florida A&M	77	53	
LAST 10 Division I																	
166	A	Memphis	71	79	202	A	Jackson St.	53	67								
350	A	Florida A&M	77	53	312	A	Grambling	59	69								
173	A	Cincinnati	47	62	192	N	North Ala.	65	80								
143	H	Austin Peay	61	67	319	A	Georgia St.	67	52								
286	A	Denver	86	83	73	H	North Florida	64	73								

Non-Div I Games:

Alabama A&M

■ Loss,
 ■ Non-Conf,
 ■ S Site,
 ■ H Home
 ■ A Away
 N Neutral

Average RPI Win:	318	WON-LOST	WINNING	LAST 10	STRENGTH OF	OPP. STRENGTH	TEAM	ADJ.	CONF.	ADJ CONF.
Average RPI Loss:	133	RECORD	PCT. RANK	GAMES	SCHEDULE	OF SCHEDULE	RPI	RPI	RPI	RPI
DIV. I ONLY	2- 9	312	2-8	205	93	281	281	29	29	
DIV. I NON-CONF.	1- 8	322	1-7	94	96	286	286	28	28	
TOTALS	RPI 1-25	RPI 26-50	W-L RECORDS	RPI 51-100	RPI 101-150	RPI 150+				
2- 9	0- 2	0- 0	OVERALL	0- 0	0- 3	2- 4				
1- 2	0- 0	0- 0	HOME	0- 0	0- 1	1- 1				
1- 7	0- 2	0- 0	AWAY	0- 0	0- 2	1- 3				
0- 0	0- 0	0- 0	NEUTRAL	0- 0	0- 0	0- 0				
1- 8	0- 2	0- 0	NON-CONFERENCE	0- 0	0- 3	1- 3				
1- 2	0- 0	0- 0	HOME	0- 0	0- 1	1- 1				
0- 6	0- 2	0- 0	AWAY	0- 0	0- 2	0- 2				
0- 0	0- 0	0- 0	NEUTRAL	0- 0	0- 0	0- 0				
1- 1	0- 0	0- 0	CONFERENCE	0- 0	0- 0	1- 1				
0- 0	0- 0	0- 0	HOME	0- 0	0- 0	0- 0				
1- 1	0- 0	0- 0	AWAY	0- 0	0- 0	1- 1				
0- 0	0- 0	0- 0	NEUTRAL	0- 0	0- 0	0- 0				

RPI 1-25				RPI 26-50				RPI 51-100				RPI 101+ Team's RPI: 281			
RPI	S	Opponent	Score	RPI	S	Opponent	Score	RPI	S	Opponent	Score	RPI	S	Opponent	Score
4	A	South Carolina	43 103									106	A	South Fla.	29 80
9	A	DePaul	76 105									110	A	Wisconsin	67 85
												150	H	Samford	48 83
												167	A	Clemson	43 76
												192	H	North Ala.	60 81
												202	A	Jackson St.	62 94
												256	A	Ole Miss	66 93
												312	A	Grambling	73 59
												324	H	Jacksonville St.	68 63
LAST 10 Division I															
256	A	Ole Miss	66 93	312	A	Grambling	73 59								
192	H	North Ala.	60 81	202	A	Jackson St.	62 94								
9	A	DePaul	76 105	150	H	Samford	48 83								
110	A	Wisconsin	67 85	324	H	Jacksonville St.	68 63								
106	A	South Fla.	29 80	167	A	Clemson	43 76								

Non-Div I Games: Mobile 76 66 Paine 84 58

Alabama St.

■ Loss,
 ■ Non-Conf,
 ■ S Site,
 ■ Home
 ■ A Away
 N Neutral

Average RPI Win: 252		WON-LOST	WINNING	LAST 10	STRENGTH OF	OPP. STRENGTH	TEAM	ADJ.	CONF.	ADJ CONF.
Average RPI Loss: 206		RECORD	PCT. RANK	GAMES	SCHEDULE	OF SCHEDULE	RPI	RPI	RPI	RPI
DIV. I ONLY		5- 9	239	4-6	306	280	304	304	28	28
DIV. I NON-CONF.		3- 9	279	2-6	329	240	331	331	29	29
TOTALS	RPI 1-25		RPI 26-50		W-L RECORDS		RPI 51-100		RPI 101-150	RPI 150+
5- 9	0- 0		0- 0		OVERALL		0- 2		1- 1	4- 6
3- 5	0- 0		0- 0		HOME		0- 0		1- 1	2- 4
2- 4	0- 0		0- 0		AWAY		0- 2		0- 0	2- 2
0- 0	0- 0		0- 0		NEUTRAL		0- 0		0- 0	0- 0
3- 9	0- 0		0- 0		NON-CONFERENCE		0- 2		1- 1	2- 6
1- 5	0- 0		0- 0		HOME		0- 0		1- 1	0- 4
2- 4	0- 0		0- 0		AWAY		0- 2		0- 0	2- 2
0- 0	0- 0		0- 0		NEUTRAL		0- 0		0- 0	0- 0
2- 0	0- 0		0- 0		CONFERENCE		0- 0		0- 0	2- 0
2- 0	0- 0		0- 0		HOME		0- 0		0- 0	2- 0
0- 0	0- 0		0- 0		AWAY		0- 0		0- 0	0- 0
0- 0	0- 0		0- 0		NEUTRAL		0- 0		0- 0	0- 0

RPI 1-25				RPI 26-50				RPI 51-100				RPI 101+				Team's RPI: 304	
RPI	S	Opponent	Score	RPI	S	Opponent	Score	RPI	S	Opponent	Score	RPI	S	Opponent	Score		
								54	A	Syracuse	53	75	145	H	Cornell	51	71
								62	A	Marist	52	76	149	H	Columbia	82	78
													153	H	Binghamton	56	53
													204	H	Boston U.	58	60
													230	H	Monmouth	41	53
													244	H	Lafayette	47	54
													280	H	St. Francis Brooklyn	41	49
													292	H	Vermont	58	49
													315	A	Siena	46	52
													318	A	Bryant	55	68
													330	A	Canisius	70	53
													337	A	Central Conn. St.	73	63
LAST 10 Division I																	
				230	H	Monmouth	41	53	153	H	Binghamton	56	53				
				318	A	Bryant	55	68	292	H	Vermont	58	49				
				280	H	St. Francis Brooklyn	41	49	330	A	Canisius	70	53				
				315	A	Siena	46	52	244	H	Lafayette	47	54				
				337	A	Central Conn. St.	73	63	204	H	Boston U.	58	60				

Non-Div I Games:	FDU-Florham	81	21
------------------	-------------	----	----

Albany (NY)

Loss, Non-Conf, S Site, H Home A Away N Neutral

Average RPI Win:	331	WON-LOST	WINNING	LAST 10	STRENGTH OF	OPP. STRENGTH	TEAM	ADJ.	CONF.	ADJ CONF.
Average RPI Loss:	190	RECORD	PCT. RANK	GAMES	SCHEDULE	OF SCHEDULE	RPI	RPI	RPI	RPI
DIV. I ONLY	3- 9	281	3-7	325	258	317	317	29	29	
DIV. I NON-CONF.	2- 8	295	2-6	305	310	326	326	28	28	
TOTALS	RPI 1-25	RPI 26-50	W-L RECORDS	RPI 51-100	RPI 101-150	RPI 150+				
3- 9	0- 0	0- 0	OVERALL	0- 1	0- 1	3- 7				
1- 1	0- 0	0- 0	HOME	0- 0	0- 1	1- 0				
2- 6	0- 0	0- 0	AWAY	0- 1	0- 0	2- 5				
0- 2	0- 0	0- 0	NEUTRAL	0- 0	0- 0	0- 2				
2- 8	0- 0	0- 0	NON-CONFERENCE	0- 0	0- 1	2- 7				
1- 1	0- 0	0- 0	HOME	0- 0	0- 1	1- 0				
1- 5	0- 0	0- 0	AWAY	0- 0	0- 0	1- 5				
0- 2	0- 0	0- 0	NEUTRAL	0- 0	0- 0	0- 2				
1- 1	0- 0	0- 0	CONFERENCE	0- 1	0- 0	1- 0				
0- 0	0- 0	0- 0	HOME	0- 0	0- 0	0- 0				
1- 1	0- 0	0- 0	AWAY	0- 1	0- 0	1- 0				
0- 0	0- 0	0- 0	NEUTRAL	0- 0	0- 0	0- 0				

RPI S	Opponent	Score	RPI S	Opponent	Score	RPI S	Opponent	Score	RPI S	Opponent	Score	Team's RPI: 317
						78	A Texas Southern	70 105	134	H UAB	65 86	
									166	A Memphis	51 57	
									167	N Clemson	46 77	
									177	A SFA	62 67	
									226	A UTEP	47 92	
									231	A North Texas	31 67	
									256	N Ole Miss	55 73	
									276	A Texas St.	59 67	
									306	A Prairie View	68 63	
									338	A Tennessee St.	62 57	
									350	H Florida A&M	58 42	
LAST 10 Division I												
276	A Texas St.	59 67	78	A Texas Southern	70 105							
134	H UAB	65 86	306	A Prairie View	68 63							
350	H Florida A&M	58 42	338	A Tennessee St.	62 57							
167	N Clemson	46 77	226	A UTEP	47 92							
256	N Ole Miss	55 73	231	A North Texas	31 67							

Non-Div I Games: Tougaloo 85 61 Louisiana Col. 86 50

Alcorn

Loss, Non-Conf, S Site, H Home A Away N Neutral

Average RPI Win:	174	WON-LOST	WINNING	LAST 10	STRENGTH OF	OPP. STRENGTH	TEAM	ADJ.	CONF.	ADJ CONF.
Average RPI Loss:	136	RECORD	PCT. RANK	GAMES	SCHEDULE	OF SCHEDULE	RPI	RPI	RPI	RPI
DIV. I ONLY	5- 7	213	4-6	111	180	175	175	14	14	
DIV. I NON-CONF.	4- 6	212	3-5	130	160	186	186	13	13	
TOTALS	RPI 1-25	RPI 26-50	W-L RECORDS	RPI 51-100	RPI 101-150	RPI 150+				
5- 7	0- 0	0- 1	OVERALL	1- 1	2- 2	2- 3				
4- 1	0- 0	0- 1	HOME	1- 0	2- 0	1- 0				
1- 5	0- 0	0- 0	AWAY	0- 0	0- 2	1- 3				
0- 1	0- 0	0- 0	NEUTRAL	0- 1	0- 0	0- 0				
4- 6	0- 0	0- 1	NON-CONFERENCE	1- 1	1- 2	2- 2				
3- 1	0- 0	0- 1	HOME	1- 0	1- 0	1- 0				
1- 4	0- 0	0- 0	AWAY	0- 0	0- 2	1- 2				
0- 1	0- 0	0- 0	NEUTRAL	0- 1	0- 0	0- 0				
1- 1	0- 0	0- 0	CONFERENCE	0- 0	1- 0	0- 1				
1- 0	0- 0	0- 0	HOME	0- 0	1- 0	0- 0				
0- 1	0- 0	0- 0	AWAY	0- 0	0- 0	0- 1				
0- 0	0- 0	0- 0	NEUTRAL	0- 0	0- 0	0- 0				

RPI S	Opponent	Score	RPI S	Opponent	Score	RPI S	Opponent	Score	RPI S	Opponent	Score	Team's RPI: 175
49	H Minnesota	53 70	53	H Villanova	76 54	104	A Ohio	69 81	111	H Colgate	63 61	
			59	N Buffalo	55 73	121	A Saint Joseph's	51 72	131	H George Washington	66 53	
						161	A George Mason	55 73	204	A Boston U.	44 59	
						252	A Towson	60 63	288	H High Point	56 48	
						289	A Radford	59 55				
LAST 10 Division I												
131	H George Washington	66 53	204	A Boston U.	44 59	111	H Colgate	63 61	252	A Towson	60 63	
289	A Radford	59 55	161	A George Mason	55 73	288	H High Point	56 48				
49	H Minnesota	53 70										
59	N Buffalo	55 73										
121	A Saint Joseph's	51 72										

Non-Div I Games:

American

■ Loss,
 ■ Non-Conf, S Site,
 ■ Home
 ■ Away
 N Neutral

Average RPI Win:	302	WON-LOST	WINNING	LAST 10	STRENGTH OF	OPP. STRENGTH	TEAM	ADJ.	CONF.	ADJ CONF.
Average RPI Loss:	131	RECORD	PCT. RANK	GAMES	SCHEDULE	OF SCHEDULE	RPI	RPI	RPI	RPI
DIV. I ONLY	3- 10	291	3-7	219	136	273	273	23	23	
DIV. I NON-CONF.	3- 8	268	3-5	230	128	276	276	22	22	
TOTALS	RPI 1-25	RPI 26-50	W-L RECORDS	RPI 51-100	RPI 101-150	RPI 150+				
3- 10	0- 1	0- 2	OVERALL	0- 1	0- 2	3- 4				
1- 2	0- 0	0- 0	HOME	0- 0	0- 0	1- 2				
1- 7	0- 1	0- 2	AWAY	0- 1	0- 1	1- 2				
1- 1	0- 0	0- 0	NEUTRAL	0- 0	0- 1	1- 0				
3- 8	0- 1	0- 1	NON-CONFERENCE	0- 1	0- 2	3- 3				
1- 2	0- 0	0- 0	HOME	0- 0	0- 0	1- 2				
1- 5	0- 1	0- 1	AWAY	0- 1	0- 1	1- 1				
1- 1	0- 0	0- 0	NEUTRAL	0- 0	0- 1	1- 0				
0- 2	0- 0	0- 1	CONFERENCE	0- 0	0- 0	0- 1				
0- 0	0- 0	0- 0	HOME	0- 0	0- 0	0- 0				
0- 2	0- 0	0- 1	AWAY	0- 0	0- 0	0- 1				
0- 0	0- 0	0- 0	NEUTRAL	0- 0	0- 0	0- 0				

RPI 1-25				RPI 26-50				RPI 51-100				RPI 101+ Team's RPI: 273			
RPI	S	Opponent	Score	RPI	S	Opponent	Score	RPI	S	Opponent	Score	RPI	S	Opponent	Score
4	A	South Carolina	50 92	43	A	Michigan	35 62	99	A	UNC Greensboro	47 54	103	A	Elon	66 67
				50	A	Troy	55 84					148	N	Bethune-Cookman	44 61
												172	A	VCU	38 66
												200	H	Gardner-Webb	56 67
												224	H	ETSU	61 67
												265	A	South Alabama	66 81
												266	A	Wofford	54 51
												310	H	Mercer	77 68
												330	N	Canisius	74 57
LAST 10 Division I															
				99	A	UNC Greensboro	47 54	50	A	Troy	55 84				
				330	N	Canisius	74 57	265	A	South Alabama	66 81				
				148	N	Bethune-Cookman	44 61	310	H	Mercer	77 68				
				43	A	Michigan	35 62	224	H	ETSU	61 67				
				266	A	Wofford	54 51	200	H	Gardner-Webb	56 67				

Non-Div I Games:

Appalachian St.

■ Loss,
 ■ Non-Conf, S Site,
 ■ Home
 ■ Away
 N Neutral

Average RPI Win:	199	WON-LOST	WINNING	LAST 10	STRENGTH OF	OPP. STRENGTH	TEAM	ADJ.	CONF.	ADJ CONF.
Average RPI Loss:	7	RECORD	PCT. RANK	GAMES	SCHEDULE	OF SCHEDULE	RPI	RPI	RPI	RPI
DIV. I ONLY	13- 1	10	9-1	200	114	36	36	1	1	
DIV. I NON-CONF.	11- 0	1	7-0	309	189	67	67	1	1	
TOTALS	RPI 1-25	RPI 26-50	W-L RECORDS	RPI 51-100	RPI 101-150	RPI 150+				
13- 1	0- 1	0- 0	OVERALL	3- 0	2- 0	8- 0				
7- 0	0- 0	0- 0	HOME	1- 0	1- 0	5- 0				
6- 1	0- 1	0- 0	AWAY	2- 0	1- 0	3- 0				
0- 0	0- 0	0- 0	NEUTRAL	0- 0	0- 0	0- 0				
11- 0	0- 0	0- 0	NON-CONFERENCE	2- 0	1- 0	8- 0				
7- 0	0- 0	0- 0	HOME	1- 0	1- 0	5- 0				
4- 0	0- 0	0- 0	AWAY	1- 0	0- 0	3- 0				
0- 0	0- 0	0- 0	NEUTRAL	0- 0	0- 0	0- 0				
2- 1	0- 1	0- 0	CONFERENCE	1- 0	1- 0	0- 0				
0- 0	0- 0	0- 0	HOME	0- 0	0- 0	0- 0				
2- 1	0- 1	0- 0	AWAY	1- 0	1- 0	0- 0				
0- 0	0- 0	0- 0	NEUTRAL	0- 0	0- 0	0- 0				

RPI	S	Opponent	Score	RPI	S	Opponent	Score	Team's RPI: 36	RPI	S	Opponent	Score	RPI	S	Opponent	Score
7	A	UCLA	58 70						52	A	Arizona St.	58 53	105	A	Southern California	65 57
									67	A	Texas	83 58	140	H	North Dakota	74 42
									96	H	Santa Clara	65 52	151	A	Montana	77 42
													226	A	UTEP	54 43
													230	H	Monmouth	86 34
													241	H	UC Riverside	70 27
													283	H	UC Santa Barbara	61 42
													306	H	Prairie View	83 48
													338	H	Tennessee St.	77 42
													347	A	Chicago St.	82 50
LAST 10 Division I																
52	A	Arizona St.	58 53	7	A	UCLA	58 70		105	A	Southern California	65 57	241	H	UC Riverside	70 27
283	H	UC Santa Barbara	61 42						151	A	Montana	77 42	306	H	Prairie View	83 48
338	H	Tennessee St.	77 42													
226	A	UTEP	54 43													
230	H	Monmouth	86 34													

Non-Div I Games:

Arizona

Average RPI Win:	202	WON-LOST	WINNING	LAST 10	STRENGTH OF	OPP. STRENGTH	TEAM	ADJ.	CONF.	ADJ CONF.
Average RPI Loss:	29	RECORD	PCT. RANK	GAMES	SCHEDULE	OF SCHEDULE	RPI	RPI	RPI	RPI
DIV. I ONLY	11- 4	62	7-3	86	77	52	52	1	1	
DIV. I NON-CONF.	10- 2	31	6-1	213	105	64	64	1	1	
TOTALS	RPI 1-25	RPI 26-50	W-L RECORDS	RPI 51-100	RPI 101-150	RPI 150+				
11- 4	1- 2	1- 2	OVERALL	0- 0	2- 0	7- 0				
7- 1	1- 0	0- 1	HOME	0- 0	1- 0	5- 0				
2- 2	0- 1	0- 1	AWAY	0- 0	1- 0	1- 0				
2- 1	0- 1	1- 0	NEUTRAL	0- 0	0- 0	1- 0				
10- 2	1- 1	1- 1	NON-CONFERENCE	0- 0	1- 0	7- 0				
7- 0	1- 0	0- 0	HOME	0- 0	1- 0	5- 0				
1- 1	0- 0	0- 1	AWAY	0- 0	0- 0	1- 0				
2- 1	0- 1	1- 0	NEUTRAL	0- 0	0- 0	1- 0				
1- 2	0- 1	0- 1	CONFERENCE	0- 0	1- 0	0- 0				
0- 1	0- 0	0- 1	HOME	0- 0	0- 0	0- 0				
1- 1	0- 1	0- 0	AWAY	0- 0	1- 0	0- 0				
0- 0	0- 0	0- 0	NEUTRAL	0- 0	0- 0	0- 0				

RPI S	Opponent	Score	RPI S	Opponent	Score	RPI S	Opponent	Score	RPI S	Opponent	Score
7	A UCLA	66 68	36	H Arizona	53 58				105	A Southern California	63 54
17	H Creighton	70 55	47	N Middle Tenn.	61 60				133	H BYU	60 52
23	N Purdue	52 59	49	A Minnesota	66 80				184	H New Mexico	84 47
									251	N Maine	57 31
									264	H Army West Point	83 51
									272	H Idaho St.	74 69
									302	A New Mexico St.	70 47
									323	H Air Force	87 56
									325	H Cal Poly	66 41
LAST 10 Division I											
36	H Arizona	53 58	105	A Southern California	63 54						
17	H Creighton	70 55	7	A UCLA	66 68						
302	A New Mexico St.	70 47	133	H BYU	60 52						
184	H New Mexico	84 47	47	N Middle Tenn.	61 60						
272	H Idaho St.	74 69	23	N Purdue	52 59						

Non-Div I Games:

Arizona St.

Team Wins				Through Games Of Jan. 7, 1918						
Average RPI Win:	346	WON-LOST	WINNING	LAST 10	STRENGTH OF	OPP. STRENGTH	TEAM	ADJ.	CONF.	ADJ CONF.
Average RPI Loss:	149	RECORD	PCT. RANK	GAMES	SCHEDULE	OF SCHEDULE	RPI	RPI	RPI	RPI
DIV. I ONLY	1- 9	329	1-9	129	257	277	277	29	29	
DIV. I NON-CONF.	0- 9	338	0-9	74	234	308	308	28	28	

TOTALS	RPI 1-25		RPI 26-50	W-L RECORDS	RPI 51-100	RPI 101-150		RPI 150+		
1- 9	0- 0		0- 0	OVERALL	0- 3	0- 2		1- 4		
0- 0	0- 0		0- 0	HOME	0- 0	0- 0		0- 0		
1- 9	0- 0		0- 0	AWAY	0- 3	0- 2		1- 4		
0- 0	0- 0		0- 0	NEUTRAL	0- 0	0- 0		0- 0		
0- 9	0- 0		0- 0	NON-CONFERENCE	0- 3	0- 2		0- 4		
0- 0	0- 0		0- 0	HOME	0- 0	0- 0		0- 0		
0- 9	0- 0		0- 0	AWAY	0- 3	0- 2		0- 4		
0- 0	0- 0		0- 0	NEUTRAL	0- 0	0- 0		0- 0		
1- 0	0- 0		0- 0	CONFERENCE	0- 0	0- 0		1- 0		
0- 0	0- 0		0- 0	HOME	0- 0	0- 0		0- 0		
1- 0	0- 0		0- 0	AWAY	0- 0	0- 0		1- 0		
0- 0	0- 0		0- 0	NEUTRAL	0- 0	0- 0		0- 0		

RPI 1-25				RPI 26-50				RPI 51-100				RPI 101+				Team's RPI: 277	
RPI	S	Opponent	Score	RPI	S	Opponent	Score	RPI	S	Opponent	Score	RPI	S	Opponent	Score		
								77	A	Washington St.	56	85	129	A	Coastal Caro.	69	76
								81	A	Iowa St.	40	90	139	A	Illinois	50	65
								96	A	Tennessee	51	92	155	A	Wichita St.	50	100
													208	A	Arkansas St.	60	81
													213	A	Texas Tech	55	81
													239	A	Milwaukee	55	69
													346	A	Mississippi Val.	80	77
LAST 10 Division I																	
				155	A	Wichita St.	50	100	346	A	Mississippi Val.	80	77				
				208	A	Arkansas St.	60	81	213	A	Texas Tech	55	81				
				77	A	Washington St.	56	85	139	A	Illinois	50	65				
				81	A	Iowa St.	40	90	239	A	Milwaukee	55	69				
				96	A	Tennessee	51	92	129	A	Coastal Caro.	69	76				

Non-Div I Games: Philander Smith 66 54

Ark.-Pine Bluff

Loss, Non-Conf, S Site, H Home A Away N Neutral

Arkansas

Through Games Of Jan. 7, 2020

Average RPI Win:	173	WON-LOST	WINNING	LAST 10	STRENGTH OF	OPP. STRENGTH	TEAM	ADJ.	CONF.	ADJ CONF.
Average RPI Loss:	60	RECORD	PCT. RANK	GAMES	SCHEDULE	OF SCHEDULE	RPI	RPI	RPI	RPI
DIV. I ONLY	13- 2	22	8-2	153	53	44	44	4	4	
DIV. I NON-CONF.	12- 1	10	7-1	212	70	36	36	4	4	
TOTALS	RPI 1-25	RPI 26-50	W-L RECORDS	RPI 51-100	RPI 101-150	RPI 150+				
13- 2	0- 1	0- 0	OVERALL	2- 0	5- 1	6- 0				
10- 1	0- 1	0- 0	HOME	2- 0	2- 0	6- 0				
1- 1	0- 0	0- 0	AWAY	0- 0	1- 1	0- 0				
2- 0	0- 0	0- 0	NEUTRAL	0- 0	2- 0	0- 0				
12- 1	0- 0	0- 0	NON-CONFERENCE	2- 0	4- 1	6- 0				
10- 0	0- 0	0- 0	HOME	2- 0	2- 0	6- 0				
0- 1	0- 0	0- 0	AWAY	0- 0	0- 1	0- 0				
2- 0	0- 0	0- 0	NEUTRAL	0- 0	2- 0	0- 0				
1- 1	0- 1	0- 0	CONFERENCE	0- 0	1- 0	0- 0				
0- 1	0- 1	0- 0	HOME	0- 0	0- 0	0- 0				
1- 0	0- 0	0- 0	AWAY	0- 0	1- 0	0- 0				
0- 0	0- 0	0- 0	NEUTRAL	0- 0	0- 0	0- 0				

RPI 1-25				RPI 26-50				Team's RPI: 44				RPI 51-100				RPI 101+			
RPI	S	Opponent	Score	RPI	S	Opponent	Score	RPI	S	Opponent	Score	RPI	S	Opponent	Score	RPI	S	Opponent	Score
11	H	Texas A&M	77 84									65	H	UT Martin	96 46	108	H	Belmont	91 60
												92	H	Stony Brook	88 58	109	A	California	80 84
																110	N	Wisconsin	68 64
																116	A	Auburn	86 70
																117	H	New Orleans	82 52
																124	N	Fordham	71 59
																180	H	Little Rock	86 53
																206	H	Kansas St.	81 72
																217	H	Tulsa	91 41
																258	H	Oral Roberts	96 64
																320	H	McNeese	101 58
																333	H	Northwestern St.	99 39
LAST 10 Division I																			
65	H	UT Martin	96 46	116	A	Auburn	86 70												
180	H	Little Rock	86 53	11	H	Texas A&M	77 84												
333	H	Northwestern St.	99 39	110	N	Wisconsin	68 64												
217	H	Tulsa	91 41	124	N	Fordham	71 59												
206	H	Kansas St.	81 72	109	A	California	80 84												

Non-Div I Games:

Arkansas

■ Loss,
 ■ Non-Conf, S Site,
 ■ Home
 ■ Away
 N Neutral

Average RPI Win:	284	WON-LOST	WINNING	LAST 10	STRENGTH OF	OPP. STRENGTH	TEAM	ADJ.	CONF.	ADJ CONF.
Average RPI Loss:	131	RECORD	PCT. RANK	GAMES	SCHEDULE	OF SCHEDULE	RPI	RPI	RPI	RPI
DIV. I ONLY	3- 9	281	3-7	96	276	208	208	23	23	
DIV. I NON-CONF.	2- 8	295	2-6	98	278	244	244	22	22	
TOTALS	RPI 1-25	RPI 26-50	W-L RECORDS	RPI 51-100	RPI 101-150	RPI 150+				
3- 9	0- 1	0- 1	OVERALL	0- 1	0- 2	3- 4				
1- 1	0- 0	0- 0	HOME	0- 0	0- 1	1- 0				
2- 7	0- 1	0- 1	AWAY	0- 0	0- 1	2- 4				
0- 1	0- 0	0- 0	NEUTRAL	0- 1	0- 0	0- 0				
2- 8	0- 1	0- 1	NON-CONFERENCE	0- 1	0- 1	2- 4				
1- 1	0- 0	0- 0	HOME	0- 0	0- 1	1- 0				
1- 6	0- 1	0- 1	AWAY	0- 0	0- 0	1- 4				
0- 1	0- 0	0- 0	NEUTRAL	0- 1	0- 0	0- 0				
1- 1	0- 0	0- 0	CONFERENCE	0- 0	0- 1	1- 0				
0- 0	0- 0	0- 0	HOME	0- 0	0- 0	0- 0				
1- 1	0- 0	0- 0	AWAY	0- 0	0- 1	1- 0				
0- 0	0- 0	0- 0	NEUTRAL	0- 0	0- 0	0- 0				

RPI 1-25				RPI 26-50				RPI 51-100				RPI 101+ Team's RPI: 208			
RPI	S	Opponent	Score	RPI	S	Opponent	Score	RPI	S	Opponent	Score	RPI	S	Opponent	Score
9	A	DePaul	64 109	39	A	Baylor	43 111	86	N	N.C. A&T	50 55	118	A	UT Arlington	44 71
												138	H	Southeast Mo. St.	67 79
												166	A	Memphis	50 78
												185	A	Murray St.	62 77
												217	A	Tulsa	77 79
												219	A	Louisiana Tech	54 67
												276	A	Texas St.	56 53
												277	H	Ark.-Pine Bluff	81 60
												299	A	San Diego St.	71 62
LAST 10 Division I															
219	A	Louisiana Tech	54 67	276	A	Texas St.	56 53	118	A	UT Arlington	44 71	185	A	Murray St.	62 77
39	A	Baylor	43 111	86	N	N.C. A&T	50 55	9	A	DePaul	64 109				
166	A	Memphis	50 78												
277	H	Ark.-Pine Bluff	81 60												
299	A	San Diego St.	71 62												

Non-Div I Games: Central Baptist 88 63

Arkansas St.

■ Loss,
 ■ Non-Conf,
 ■ S Site,
 ■ Home
 ■ A Away
 N Neutral

Army West Point

Through Games Of Jan. 7, 2020

Average RPI Win:	331	WON-LOST	WINNING	LAST 10	STRENGTH OF	OPP. STRENGTH	TEAM	ADJ.	CONF.	ADJ CONF.
Average RPI Loss:	125	RECORD	PCT. RANK	GAMES	SCHEDULE	OF SCHEDULE	RPI	RPI	RPI	RPI
DIV. I ONLY	4- 9	260	3-7	199	299	264	264	14	14	
DIV. I NON-CONF.	4- 7	225	3-5	242	306	272	272	13	13	
TOTALS	RPI 1-25	RPI 26-50	W-L RECORDS	RPI 51-100	RPI 101-150	RPI 150+				
4- 9	0- 1	0- 0	OVERALL	0- 3	0- 3	4- 2				
2- 4	0- 1	0- 0	HOME	0- 1	0- 2	2- 0				
2- 5	0- 0	0- 0	AWAY	0- 2	0- 1	2- 2				
0- 0	0- 0	0- 0	NEUTRAL	0- 0	0- 0	0- 0				
4- 7	0- 1	0- 0	NON-CONFERENCE	0- 2	0- 2	4- 2				
2- 3	0- 1	0- 0	HOME	0- 0	0- 2	2- 0				
2- 4	0- 0	0- 0	AWAY	0- 2	0- 0	2- 2				
0- 0	0- 0	0- 0	NEUTRAL	0- 0	0- 0	0- 0				
0- 2	0- 0	0- 0	CONFERENCE	0- 1	0- 1	0- 0				
0- 1	0- 0	0- 0	HOME	0- 1	0- 0	0- 0				
0- 1	0- 0	0- 0	AWAY	0- 0	0- 1	0- 0				
0- 0	0- 0	0- 0	NEUTRAL	0- 0	0- 0	0- 0				

RPI S	Opponent	Score	RPI S	Opponent	Score	RPI S	Opponent	Score	RPI S	Opponent	Score	Team's RPI: 264
20	H TCU	52 66				52	A Arizona St.	51 83	111	A Colgate	93 100	
						69	A St. John's (NY)	60 96	130	H William & Mary	65 77	
						83	H Bucknell	52 63	149	H Columbia	62 71	
									235	A Manhattan	56 86	
									280	A St. Francis Brooklyn	64 70	
									318	H Bryant	81 75	
									323	A Air Force	68 66	
									339	A Fairleigh Dickinson	70 68	
									344	H LIU Brooklyn	67 60	
LAST 10 Division I												
318	H Bryant	81 75	111	A Colgate	93 100							
235	A Manhattan	56 86	83	H Bucknell	52 63							
69	A St. John's (NY)	60 96	20	H TCU	52 66							
344	H LIU Brooklyn	67 60	149	H Columbia	62 71							
339	A Fairleigh Dickinson	70 68	280	A St. Francis Brooklyn	64 70							

Non-Div I Games:

Army West Point

Loss, Non-Conf, S Site, H Home A Away N Neutral

Average RPI Win:	208	WON-LOST	WINNING	LAST 10	STRENGTH OF	OPP. STRENGTH	TEAM	ADJ.	CONF.	ADJ CONF.
Average RPI Loss:	55	RECORD	PCT. RANK	GAMES	SCHEDULE	OF SCHEDULE	RPI	RPI	RPI	RPI
DIV. I ONLY	6- 7	188	5-5	37	89	116	116	4	4	
DIV. I NON-CONF.	6- 5	151	5-3	79	104	108	108	4	4	
TOTALS	RPI 1-25	RPI 26-50	W-L RECORDS	RPI 51-100	RPI 101-150	RPI 150+				
6- 7	0- 1	0- 3	OVERALL	0- 2	3- 1	3- 0				
4- 2	0- 0	0- 1	HOME	0- 1	2- 0	2- 0				
1- 3	0- 1	0- 0	AWAY	0- 1	0- 1	1- 0				
1- 2	0- 0	0- 2	NEUTRAL	0- 0	1- 0	0- 0				
6- 5	0- 1	0- 2	NON-CONFERENCE	0- 1	3- 1	3- 0				
4- 1	0- 0	0- 0	HOME	0- 1	2- 0	2- 0				
1- 2	0- 1	0- 0	AWAY	0- 0	0- 1	1- 0				
1- 2	0- 0	0- 2	NEUTRAL	0- 0	1- 0	0- 0				
0- 2	0- 0	0- 1	CONFERENCE	0- 1	0- 0	0- 0				
0- 1	0- 0	0- 1	HOME	0- 0	0- 0	0- 0				
0- 1	0- 0	0- 0	AWAY	0- 1	0- 0	0- 0				
0- 0	0- 0	0- 0	NEUTRAL	0- 0	0- 0	0- 0				

RPI 1-25				RPI 26-50				RPI 51-100				RPI 101+ Team's RPI: 116			
RPI	S	Opponent	Score	RPI	S	Opponent	Score	RPI	S	Opponent	Score	RPI	S	Opponent	Score
20	A	TCU	65 80	27	N	Drake	82 83	51	H	Old Dominion	77 89	121	H	Saint Joseph's	66 62
				44	H	Arkansas	70 86	63	A	Vanderbilt	55 77	125	N	Dayton	76 74
				47	N	Middle Tenn.	50 73					134	A	UAB	75 80
												148	H	Bethune-Cookman	74 56
												265	A	South Alabama	82 62
												266	H	Wofford	84 82
												324	H	Jacksonville St.	62 53
LAST 10 Division I															
324	H	Jacksonville St.	62 53	44	H	Arkansas	70 86								
148	H	Bethune-Cookman	74 56	63	A	Vanderbilt	55 77								
20	A	TCU	65 80	125	N	Dayton	76 74								
265	A	South Alabama	82 62	47	N	Middle Tenn.	50 73								
27	N	Drake	82 83	121	H	Saint Joseph's	66 62								

Non-Div I Games:

Auburn

■ Loss,
■ Non-Conf,
■ S Site,
■ H Home
■ A Away
N Neutral

Average RPI Win:	245	WON-LOST	WINNING	LAST 10	STRENGTH OF	OPP. STRENGTH	TEAM	ADJ.	CONF.	ADJ CONF.
Average RPI Loss:	91	RECORD	PCT. RANK	GAMES	SCHEDULE	OF SCHEDULE	RPI	RPI	RPI	RPI
DIV. I ONLY	7- 4	105	7-3	235	253	143	143	20	20	
DIV. I NON-CONF.	7- 2	56	7-1	253	281	78	78	21	21	
TOTALS	RPI 1-25	RPI 26-50	W-L RECORDS	RPI 51-100	RPI 101-150	RPI 150+				
7- 4	0- 1	0- 0	OVERALL	1- 1	0- 2	6- 0				
2- 2	0- 0	0- 0	HOME	1- 1	0- 1	1- 0				
4- 2	0- 1	0- 0	AWAY	0- 0	0- 1	4- 0				
1- 0	0- 0	0- 0	NEUTRAL	0- 0	0- 0	1- 0				
7- 2	0- 1	0- 0	NON-CONFERENCE	1- 0	0- 1	6- 0				
2- 0	0- 0	0- 0	HOME	1- 0	0- 0	1- 0				
4- 2	0- 1	0- 0	AWAY	0- 0	0- 1	4- 0				
1- 0	0- 0	0- 0	NEUTRAL	0- 0	0- 0	1- 0				
0- 2	0- 0	0- 0	CONFERENCE	0- 1	0- 1	0- 0				
0- 2	0- 0	0- 0	HOME	0- 1	0- 1	0- 0				
0- 0	0- 0	0- 0	AWAY	0- 0	0- 0	0- 0				
0- 0	0- 0	0- 0	NEUTRAL	0- 0	0- 0	0- 0				

RPI 1-25				RPI 26-50				RPI 51-100				RPI 101+ Team's RPI: 143			
RPI	S	Opponent	Score	RPI	S	Opponent	Score	RPI	S	Opponent	Score	RPI	S	Opponent	Score
22	A	Kentucky	52 81					65	H	UT Martin	61 69	138	H	Southeast Mo. St.	66 79
								82	H	Illinois St.	77 72	139	A	Illinois	62 76
												153	N	Binghamton	80 63
												222	A	Chattanooga	50 49
												261	A	Alabama A&M	67 61
												321	A	FIU	58 56
												332	H	Evansville	80 64
												346	A	Mississippi Val.	100 82
LAST 10 Division I															
				82	H	Illinois St.	77 72	65	H	UT Martin	61 69				
				321	A	FIU	58 56	138	H	Southeast Mo. St.	66 79				
				153	N	Binghamton	80 63	222	A	Chattanooga	50 49				
				261	A	Alabama A&M	67 61	332	H	Evansville	80 64				
				22	A	Kentucky	52 81	346	A	Mississippi Val.	100 82				

Non-Div I Games: Christian Bros. 82 62 Ky. Wesleyan 103 70

Austin Peay

■ Loss,
 ■ Non-Conf, S Site,
 ■ Home
 ■ Away
 N Neutral

Average RPI Win:	248	WON-LOST	WINNING	LAST 10	STRENGTH OF	OPP. STRENGTH	TEAM	ADJ.	CONF.	ADJ CONF.
Average RPI Loss:	78	RECORD	PCT. RANK	GAMES	SCHEDULE	OF SCHEDULE	RPI	RPI	RPI	RPI
DIV. I ONLY	6- 7	188	4-6	77	161	133	133	11	11	
DIV. I NON-CONF.	4- 5	195	2-4	55	175	117	117	12	12	
TOTALS	RPI 1-25	RPI 26-50	W-L RECORDS	RPI 51-100	RPI 101-150	RPI 150+				
6- 7	0- 2	0- 0	OVERALL	0- 3	1- 0	5- 2				
2- 3	0- 1	0- 0	HOME	0- 0	0- 0	2- 2				
3- 3	0- 0	0- 0	AWAY	0- 3	1- 0	2- 0				
1- 1	0- 1	0- 0	NEUTRAL	0- 0	0- 0	1- 0				
4- 5	0- 1	0- 0	NON-CONFERENCE	0- 3	1- 0	3- 1				
2- 1	0- 0	0- 0	HOME	0- 0	0- 0	2- 1				
1- 3	0- 0	0- 0	AWAY	0- 3	1- 0	0- 0				
1- 1	0- 1	0- 0	NEUTRAL	0- 0	0- 0	1- 0				
2- 2	0- 1	0- 0	CONFERENCE	0- 0	0- 0	2- 1				
0- 2	0- 1	0- 0	HOME	0- 0	0- 0	0- 1				
2- 0	0- 0	0- 0	AWAY	0- 0	0- 0	2- 0				
0- 0	0- 0	0- 0	NEUTRAL	0- 0	0- 0	0- 0				

RPI 1-25				RPI 26-50				RPI 51-100				RPI 101+ Team's RPI: 133			
RPI	S	Opponent	Score	RPI	S	Opponent	Score	RPI	S	Opponent	Score	RPI	S	Opponent	Score
6	N	Oregon St.	34 65					52	A	Arizona St.	52 60	135	A	Fresno St.	71 65
8	H	Gonzaga	43 55					77	A	Washington St.	50 67	160	H	Portland	48 57
								80	A	Boise St.	55 66	165	H	Utah	73 77
												209	N	San Jose St.	75 56
												255	A	Pepperdine	65 47
												260	H	Utah St.	67 50
												285	A	LMU (CA)	59 44
												343	H	Utah Valley	71 57
LAST 10 Division I															
255	A	Pepperdine	65 47	160	H	Portland	48 57								
285	A	LMU (CA)	59 44	8	H	Gonzaga	43 55								
6	N	Oregon St.	34 65	80	A	Boise St.	55 66								
209	N	San Jose St.	75 56	52	A	Arizona St.	52 60								
343	H	Utah Valley	71 57	165	H	Utah	73 77								

Non-Div I Games: Tex. A&M-Kingsville90 38

BYU

Average RPI Win:	185	WON-LOST	WINNING	LAST 10	STRENGTH OF	OPP. STRENGTH	TEAM	ADJ.	CONF.	ADJ CONF.
Average RPI Loss:	104	RECORD	PCT. RANK	GAMES	SCHEDULE	OF SCHEDULE	RPI	RPI	RPI	RPI
DIV. I ONLY	8- 4	82	7-3	161	117	89	89	10	10	
DIV. I NON-CONF.	7- 4	100	6-3	181	151	103	103	10	10	
TOTALS	RPI 1-25	RPI 26-50	W-L RECORDS	RPI 51-100	RPI 101-150	RPI 150+				
8- 4	0- 0	0- 0	OVERALL	2- 2	1- 1	5- 1				
3- 1	0- 0	0- 0	HOME	1- 1	0- 0	2- 0				
2- 2	0- 0	0- 0	AWAY	0- 1	0- 0	2- 1				
3- 1	0- 0	0- 0	NEUTRAL	1- 0	1- 1	1- 0				
7- 4	0- 0	0- 0	NON-CONFERENCE	1- 2	1- 1	5- 1				
2- 1	0- 0	0- 0	HOME	0- 1	0- 0	2- 0				
2- 2	0- 0	0- 0	AWAY	0- 1	0- 0	2- 1				
3- 1	0- 0	0- 0	NEUTRAL	1- 0	1- 1	1- 0				
1- 0	0- 0	0- 0	CONFERENCE	1- 0	0- 0	0- 0				
1- 0	0- 0	0- 0	HOME	1- 0	0- 0	0- 0				
0- 0	0- 0	0- 0	AWAY	0- 0	0- 0	0- 0				
0- 0	0- 0	0- 0	NEUTRAL	0- 0	0- 0	0- 0				

RPI 1-25				RPI 26-50				RPI 51-100				Team's RPI: 89	RPI 101+				
RPI	S	Opponent	Score	RPI	S	Opponent	Score	RPI	S	Opponent	Score		RPI	S	Opponent	Score	
								57	H	Western Ky.	86	91	110	N	Wisconsin	56	67
								76	A	IUPUI	48	65	119	N	Providence	52	51
								87	H	Kent St.	66	62	152	H	Butler	74	70
								90	N	Lehigh	54	52	173	A	Cincinnati	56	63
													184	A	New Mexico	70	57
													248	H	Xavier	70	49
													285	N	LMU (CA)	77	72
													311	A	Purdue Fort Wayne	83	52
LAST 10 Division I																	
				119	N	Providence	52	51	87	H	Kent St.	66	62				
				285	N	LMU (CA)	77	72	184	A	New Mexico	70	57				
				57	H	Western Ky.	86	91	152	H	Butler	74	70				
				110	N	Wisconsin	56	67	248	H	Xavier	70	49				
				90	N	Lehigh	54	52	173	A	Cincinnati	56	63				

Non-Div I Games: Urbana 84 49

Ball St.

■ Loss,
 ■ Non-Conf, S Site,
 ■ Home
 ■ Away
 N Neutral

Average RPI Win:	174	WON-LOST	WINNING	LAST 10	STRENGTH OF	OPP. STRENGTH	TEAM	ADJ.	CONF.	ADJ CONF.
Average RPI Loss:	4	RECORD	PCT. RANK	GAMES	SCHEDULE	OF SCHEDULE	RPI	RPI	RPI	RPI
DIV. I ONLY	11- 1	15	9-1	196	10	39	39	5	5	
DIV. I NON-CONF.	10- 1	19	8-1	210	20	44	44	5	5	
TOTALS	RPI 1-25	RPI 26-50	W-L RECORDS	RPI 51-100	RPI 101-150	RPI 150+				
11- 1	1- 1	0- 0	OVERALL	3- 0	1- 0	6- 0				
8- 0	0- 0	0- 0	HOME	1- 0	1- 0	6- 0				
1- 0	0- 0	0- 0	AWAY	1- 0	0- 0	0- 0				
2- 1	1- 1	0- 0	NEUTRAL	1- 0	0- 0	0- 0				
10- 1	1- 1	0- 0	NON-CONFERENCE	2- 0	1- 0	6- 0				
8- 0	0- 0	0- 0	HOME	1- 0	1- 0	6- 0				
0- 0	0- 0	0- 0	AWAY	0- 0	0- 0	0- 0				
2- 1	1- 1	0- 0	NEUTRAL	1- 0	0- 0	0- 0				
1- 0	0- 0	0- 0	CONFERENCE	1- 0	0- 0	0- 0				
0- 0	0- 0	0- 0	HOME	0- 0	0- 0	0- 0				
1- 0	0- 0	0- 0	AWAY	1- 0	0- 0	0- 0				
0- 0	0- 0	0- 0	NEUTRAL	0- 0	0- 0	0- 0				

RPI 1-25				RPI 26-50		Team's RPI: 39		RPI 51-100				RPI 101+			
RPI	S	Opponent	Score	RPI	S	Opponent	Score	RPI	S	Opponent	Score	RPI	S	Opponent	Score
4	N	South Carolina	59 74					55	A	Oklahoma	77 56	106	H	South Fla.	58 46
10	N	Indiana	77 62					64	H	Georgia	72 38	174	H	Lamar University	90 28
								77	N	Washington St.	89 66	208	H	Arkansas St.	111 43
												284	H	Morehead St.	94 47
												309	H	Houston Baptist	112 42
												312	H	Grambling	120 46
												316	H	New Hampshire	97 29
LAST 10 Division I															
208	H	Arkansas St.	111 43	55	A	Oklahoma	77 56	284	H	Morehead St.	94 47	174	H	Lamar University	90 28
64	H	Georgia	72 38					106	H	South Fla.	58 46	309	H	Houston Baptist	112 42
4	N	South Carolina	59 74												
10	N	Indiana	77 62												
77	N	Washington St.	89 66												

Non-Div I Games:

Baylor

Belmont

Through Games Of Jan. 7, 2020

Average RPI Win:	196	WON-LOST	WINNING	LAST 10	STRENGTH OF	OPP. STRENGTH	TEAM	ADJ.	CONF.	ADJ CONF.
Average RPI Loss:	64	RECORD	PCT. RANK	GAMES	SCHEDULE	OF SCHEDULE	RPI	RPI	RPI	RPI
DIV. I ONLY	7- 6	151	5-5	85	72	108	108	20	20	
DIV. I NON-CONF.	5- 6	187	3-5	62	23	101	101	21	21	
TOTALS	RPI 1-25	RPI 26-50	W-L RECORDS	RPI 51-100	RPI 101-150	RPI 150+				
7- 6	0- 2	1- 2	OVERALL	1- 1	0- 0	5- 1				
6- 0	0- 0	1- 0	HOME	1- 0	0- 0	4- 0				
1- 4	0- 0	0- 2	AWAY	0- 1	0- 0	1- 1				
0- 2	0- 2	0- 0	NEUTRAL	0- 0	0- 0	0- 0				
5- 6	0- 2	1- 2	NON-CONFERENCE	1- 1	0- 0	3- 1				
4- 0	0- 0	1- 0	HOME	1- 0	0- 0	2- 0				
1- 4	0- 0	0- 2	AWAY	0- 1	0- 0	1- 1				
0- 2	0- 2	0- 0	NEUTRAL	0- 0	0- 0	0- 0				
2- 0	0- 0	0- 0	CONFERENCE	0- 0	0- 0	2- 0				
2- 0	0- 0	0- 0	HOME	0- 0	0- 0	2- 0				
0- 0	0- 0	0- 0	AWAY	0- 0	0- 0	0- 0				
0- 0	0- 0	0- 0	NEUTRAL	0- 0	0- 0	0- 0				

RPI 1-25				RPI 26-50				RPI 51-100				RPI 101+ Team's RPI: 108			
RPI	S	Opponent	Score	RPI	S	Opponent	Score	RPI	S	Opponent	Score	RPI	S	Opponent	Score
18	N	Virginia Tech	58 60	34	A	Marquette	51 53	56	H	UCF	72 37	205	A	Toledo	48 53
25	N	Maryland	26 90	44	A	Arkansas	60 91	57	A	Western Ky.	46 77	216	H	Northern Ky.	62 45
				47	H	Middle Tenn.	68 57					222	H	Chattanooga	63 50
												259	A	Lipscomb	69 68
												279	H	Eastern Ill.	69 45
												290	H	SIUE	69 48
LAST 10 Division I															
				34	A	Marquette	51 53	279	H	Eastern Ill.	69 45				
				47	H	Middle Tenn.	68 57	290	H	SIUE	69 48				
				259	A	Lipscomb	69 68	18	N	Virginia Tech	58 60				
				205	A	Toledo	48 53	44	A	Arkansas	60 91				
				25	N	Maryland	26 90	216	H	Northern Ky.	62 45				

Non-Div I Games:

Belmont

Loss, Non-Conf, S Site, H Home A Away N Neutral

Bethune-Cookman

Through Games Of Jan. 7, 2020

Average RPI Win:	264	WON-LOST	WINNING	LAST 10	STRENGTH OF	OPP. STRENGTH	TEAM	ADJ.	CONF.	ADJ CONF.
Average RPI Loss:	94	RECORD	PCT. RANK	GAMES	SCHEDULE	OF SCHEDULE	RPI	RPI	RPI	RPI
DIV. I ONLY	7- 5	122	5-5	250	219	148	148	31	31	
DIV. I NON-CONF.	6- 4	122	4-4	278	196	165	165	31	31	
TOTALS	RPI 1-25	RPI 26-50	W-L RECORDS	RPI 51-100	RPI 101-150	RPI 150+				
7- 5	0- 0	0- 2	OVERALL	0- 1	0- 1	7- 1				
1- 2	0- 0	0- 2	HOME	0- 0	0- 0	1- 0				
5- 3	0- 0	0- 0	AWAY	0- 1	0- 1	5- 1				
1- 0	0- 0	0- 0	NEUTRAL	0- 0	0- 0	1- 0				
6- 4	0- 0	0- 2	NON-CONFERENCE	0- 1	0- 1	6- 0				
1- 2	0- 0	0- 2	HOME	0- 0	0- 0	1- 0				
4- 2	0- 0	0- 0	AWAY	0- 1	0- 1	4- 0				
1- 0	0- 0	0- 0	NEUTRAL	0- 0	0- 0	1- 0				
1- 1	0- 0	0- 0	CONFERENCE	0- 0	0- 0	1- 1				
0- 0	0- 0	0- 0	HOME	0- 0	0- 0	0- 0				
1- 1	0- 0	0- 0	AWAY	0- 0	0- 0	1- 1				
0- 0	0- 0	0- 0	NEUTRAL	0- 0	0- 0	0- 0				

RPI 1-25				RPI 26-50				RPI 51-100				RPI 101+				Team's RPI: 148	
RPI	S	Opponent	Score	RPI	S	Opponent	Score	RPI	S	Opponent	Score	RPI	S	Opponent	Score		
				41	H	Central Mich.	67 92	79	A	Alabama	49 60	116	A	Auburn	56 74		
				50	H	Troy	62 68					186	A	Norfolk St.	51 61		
												191	A	Howard	75 59		
												214	A	Jacksonville	53 52		
												232	A	Stetson	59 55		
												273	N	Appalachian St.	61 44		
												274	H	Ga. Southern	75 57		
												321	A	FIU	65 60		
												342	A	Charleston So.	81 41		
LAST 10 Division I																	
				41	H	Central Mich.	67 92	191	A	Howard	75 59						
				232	A	Stetson	59 55	186	A	Norfolk St.	51 61						
				273	N	Appalachian St.	61 44	214	A	Jacksonville	53 52						
				79	A	Alabama	49 60	50	H	Troy	62 68						
				116	A	Auburn	56 74	342	A	Charleston So.	81 41						

Non-Div I Games: Edward Waters 79 46 Palm Beach Atl. 68 45

Bethune-Cookman

Loss, Non-Conf, S Site, H Home A Away N Neutral

Average RPI Win: 264		WON-LOST	WINNING	LAST 10	STRENGTH OF	OPP. STRENGTH	TEAM	ADJ.	CONF.	ADJ CONF.
Average RPI Loss: 159		RECORD	PCT. RANK	GAMES	SCHEDULE	OF SCHEDULE	RPI	RPI	RPI	RPI
DIV. I ONLY		10- 3	51	7-3	332	172	153	153	28	28
DIV. I NON-CONF.		10- 2	31	7-2	332	149	131	131	29	29
TOTALS	RPI 1-25	RPI 26-50		W-L RECORDS		RPI 51-100	RPI 101-150		RPI 150+	
10- 3	0- 0	0- 1		OVERALL		0- 0	1- 1		9- 1	
5- 0	0- 0	0- 0		HOME		0- 0	0- 0		5- 0	
4- 2	0- 0	0- 1		AWAY		0- 0	1- 0		3- 1	
1- 1	0- 0	0- 0		NEUTRAL		0- 0	0- 1		1- 0	
10- 2	0- 0	0- 1		NON-CONFERENCE		0- 0	1- 1		9- 0	
5- 0	0- 0	0- 0		HOME		0- 0	0- 0		5- 0	
4- 1	0- 0	0- 1		AWAY		0- 0	1- 0		3- 0	
1- 1	0- 0	0- 0		NEUTRAL		0- 0	0- 1		1- 0	
0- 1	0- 0	0- 0		CONFERENCE		0- 0	0- 0		0- 1	
0- 0	0- 0	0- 0		HOME		0- 0	0- 0		0- 0	
0- 1	0- 0	0- 0		AWAY		0- 0	0- 0		0- 1	
0- 0	0- 0	0- 0		NEUTRAL		0- 0	0- 0		0- 0	

RPI 1-25				RPI 26-50				RPI 51-100				RPI 101+				Team's RPI: 153	
RPI	S	Opponent	Score	RPI	S	Opponent	Score	RPI	S	Opponent	Score	RPI	S	Opponent	Score		
				29	A	Miami (FL)	56 79					143	N	Austin Peay	63 80		
												145	A	Cornell	59 56		
												201	H	Eastern Mich.	78 67		
												237	A	Delaware St.	75 66		
												244	H	Lafayette	74 64		
												254	H	Niagara	74 55		
												275	H	St. Bonaventure	78 67		
												304	A	Albany (NY)	53 56		
												312	N	Grambling	88 67		
												313	H	NJIT	75 40		
												315	A	Siena	89 62		
												339	A	Fairleigh Dickinson	60 48		
LAST 10 Division I																	
				312	N	Grambling	88 67	304	A	Albany (NY)	53 56						
				143	N	Austin Peay	63 80	313	H	NJIT	75 40						
				29	A	Miami (FL)	56 79	275	H	St. Bonaventure	78 67						
				145	A	Cornell	59 56	339	A	Fairleigh Dickinson	60 48						
				201	H	Eastern Mich.	78 67	237	A	Delaware St.	75 66						

Non-Div I Games:	Bloomsburg	70	45
------------------	------------	----	----

Binghamton

Loss, Non-Conf, S Site, H Home A Away N Neutral

Average RPI Win:	230	WON-LOST	WINNING	LAST 10	STRENGTH OF	OPP. STRENGTH	TEAM	ADJ.	CONF.	ADJ CONF.
Average RPI Loss:	58	RECORD	PCT. RANK	GAMES	SCHEDULE	OF SCHEDULE	RPI	RPI	RPI	RPI
DIV. I ONLY	9- 5	94	7-3	92	143	80	80	22	22	
DIV. I NON-CONF.	6- 4	122	4-2	81	66	84	84	25	25	
TOTALS	RPI 1-25	RPI 26-50	W-L RECORDS	RPI 51-100	RPI 101-150	RPI 150+				
9- 5	0- 3	0- 0	OVERALL	0- 1	2- 0	7- 1				
6- 2	0- 1	0- 0	HOME	0- 1	1- 0	5- 0				
3- 3	0- 2	0- 0	AWAY	0- 0	1- 0	2- 1				
0- 0	0- 0	0- 0	NEUTRAL	0- 0	0- 0	0- 0				
6- 4	0- 3	0- 0	NON-CONFERENCE	0- 1	2- 0	4- 0				
4- 2	0- 1	0- 0	HOME	0- 1	1- 0	3- 0				
2- 2	0- 2	0- 0	AWAY	0- 0	1- 0	1- 0				
0- 0	0- 0	0- 0	NEUTRAL	0- 0	0- 0	0- 0				
3- 1	0- 0	0- 0	CONFERENCE	0- 0	0- 0	3- 1				
2- 0	0- 0	0- 0	HOME	0- 0	0- 0	2- 0				
1- 1	0- 0	0- 0	AWAY	0- 0	0- 0	1- 1				
0- 0	0- 0	0- 0	NEUTRAL	0- 0	0- 0	0- 0				

RPI 1-25				RPI 26-50				RPI 51-100 Team's RPI: 80				RPI 101+			
RPI	S	Opponent	Score	RPI	S	Opponent	Score	RPI	S	Opponent	Score	RPI	S	Opponent	Score
2	H	Missouri St.	69 72					77	H	Washington St.	68 80	133	H	BYU	66 55
3	A	Louisville	82 98									134	A	UAB	83 81
20	A	TCU	65 77									184	H	New Mexico	83 82
												189	A	Wyoming	68 73
												190	H	Portland St.	82 57
												238	A	Colorado St.	72 69
												255	H	Pepperdine	76 74
												297	A	Eastern Wash.	63 61
												300	H	Nevada	54 40
												343	H	Utah Valley	77 69
LAST 10 Division I															
255	H	Pepperdine	76 74	300	H	Nevada	54 40								
297	A	Eastern Wash.	63 61	189	A	Wyoming	68 73								
133	H	BYU	66 55	20	A	TCU	65 77								
238	A	Colorado St.	72 69	343	H	Utah Valley	77 69								
184	H	New Mexico	83 82	3	A	Louisville	82 98								

Non-Div I Games: Lewis-Clark St. 88 34 Western Ore. 75 32

Boise St.

Loss, Non-Conf, S Site, H Home A Away N Neutral

Average RPI Win:	224	WON-LOST	WINNING	LAST 10	STRENGTH OF	OPP. STRENGTH	TEAM	ADJ.	CONF.	ADJ CONF.
Average RPI Loss:	58	RECORD	PCT. RANK	GAMES	SCHEDULE	OF SCHEDULE	RPI	RPI	RPI	RPI
DIV. I ONLY	8- 6	129	6-4	104	69	93	93	3	3	
DIV. I NON-CONF.	7- 4	100	5-2	118	122	77	77	2	2	
TOTALS	RPI 1-25	RPI 26-50	W-L RECORDS	RPI 51-100	RPI 101-150	RPI 150+				
8- 6	0- 2	0- 2	OVERALL	0- 0	1- 2	7- 0				
5- 1	0- 1	0- 0	HOME	0- 0	0- 0	5- 0				
2- 4	0- 1	0- 1	AWAY	0- 0	0- 2	2- 0				
1- 1	0- 0	0- 1	NEUTRAL	0- 0	1- 0	0- 0				
7- 4	0- 1	0- 1	NON-CONFERENCE	0- 0	1- 2	6- 0				
5- 0	0- 0	0- 0	HOME	0- 0	0- 0	5- 0				
1- 3	0- 1	0- 0	AWAY	0- 0	0- 2	1- 0				
1- 1	0- 0	0- 1	NEUTRAL	0- 0	1- 0	0- 0				
1- 2	0- 1	0- 1	CONFERENCE	0- 0	0- 0	1- 0				
0- 1	0- 1	0- 0	HOME	0- 0	0- 0	0- 0				
1- 1	0- 0	0- 1	AWAY	0- 0	0- 0	1- 0				
0- 0	0- 0	0- 0	NEUTRAL	0- 0	0- 0	0- 0				

RPI 1-25				RPI 26-50				RPI 51-100				Team's RPI: 93	RPI 101+			
RPI	S	Opponent	Score	RPI	S	Opponent	Score	RPI	S	Opponent	Score		RPI	S	Opponent	Score
16	H	NC State	54 72	37	A	Duke	73 85						107	A	Holy Cross	71 80
21	A	Northwestern	63 66	46	N	Charlotte	68 84						119	A	Providence	60 76
													144	N	Tulane	89 76
													172	H	VCU	87 52
													198	H	Rhode Island	66 55
													204	A	Boston U.	88 57
													237	H	Delaware St.	109 69
													268	H	UMass Lowell	89 46
													280	H	St. Francis Brooklyn	106 69
													291	A	Pittsburgh	79 70
LAST 10 Division I																
237	H	Delaware St.	109 69	291	A	Pittsburgh	79 70									
204	A	Boston U.	88 57	16	H	NC State	54 72									
37	A	Duke	73 85	46	N	Charlotte	68 84									
21	A	Northwestern	63 66	172	H	VCU	87 52									
144	N	Tulane	89 76	198	H	Rhode Island	66 55									

Non-Div I Games:

Boston College

Average RPI Win: 240	WON-LOST	WINNING	LAST 10	STRENGTH OF	OPP. STRENGTH	TEAM	ADJ.	CONF.	ADJ CONF.
Average RPI Loss: 142	RECORD	PCT. RANK	GAMES	SCHEDULE	OF SCHEDULE	RPI	RPI	RPI	RPI
DIV. I ONLY	6- 7	188	4-6	203	223	204	204	14	14
DIV. I NON-CONF.	5- 6	187	3-5	179	232	195	195	13	13
TOTALS	RPI 1-25	RPI 26-50	W-L RECORDS	RPI 51-100	RPI 101-150	RPI 150+			
6- 7	0- 0	0- 0	OVERALL	0- 2	0- 3	6- 2			
3- 4	0- 0	0- 0	HOME	0- 2	0- 2	3- 0			
3- 3	0- 0	0- 0	AWAY	0- 0	0- 1	3- 2			
0- 0	0- 0	0- 0	NEUTRAL	0- 0	0- 0	0- 0			
5- 6	0- 0	0- 0	NON-CONFERENCE	0- 2	0- 3	5- 1			
2- 4	0- 0	0- 0	HOME	0- 2	0- 2	2- 0			
3- 2	0- 0	0- 0	AWAY	0- 0	0- 1	3- 1			
0- 0	0- 0	0- 0	NEUTRAL	0- 0	0- 0	0- 0			
1- 1	0- 0	0- 0	CONFERENCE	0- 0	0- 0	1- 1			
1- 0	0- 0	0- 0	HOME	0- 0	0- 0	1- 0			
0- 1	0- 0	0- 0	AWAY	0- 0	0- 0	0- 1			
0- 0	0- 0	0- 0	NEUTRAL	0- 0	0- 0	0- 0			

RPI 1-25				RPI 26-50				RPI 51-100				RPI 101+				Team's RPI: 204	
RPI	S	Opponent	Score	RPI	S	Opponent	Score	RPI	S	Opponent	Score	RPI	S	Opponent	Score		
								62	H	Marist	75	89	109	A	California	62	73
								93	H	Boston College	57	88	123	H	Harvard	39	66
													137	H	Massachusetts	45	58
													175	H	American	59	44
													196	H	Northeastern	72	56
													199	H	Dartmouth	74	56
													225	A	UC Davis	68	75
													244	A	Lafayette	57	59
													251	A	Maine	62	49
													304	A	Albany (NY)	60	58
													316	A	New Hampshire	78	64
LAST 10 Division I																	
				196	H	Northeastern	72	56				175	H	American	59	44	
				199	H	Dartmouth	74	56				244	A	Lafayette	57	59	
				93	H	Boston College	57	88				225	A	UC Davis	68	75	
				137	H	Massachusetts	45	58				123	H	Harvard	39	66	
				109	A	California	62	73				304	A	Albany (NY)	60	58	

Non-Div I Games:

Boston U.

■ Loss,
 ■ Non-Conf, S Site,
 ■ Home
 ■ Away
 N Neutral

Bowling Green

Through Games Of Jan. 7, 2020

Average RPI Win:	256	WON-LOST	WINNING	LAST 10	STRENGTH OF	OPP. STRENGTH	TEAM	ADJ.	CONF.	ADJ CONF.
Average RPI Loss:	135	RECORD	PCT. RANK	GAMES	SCHEDULE	OF SCHEDULE	RPI	RPI	RPI	RPI
DIV. I ONLY	5- 6	199	4-6	170	245	159	159	10	10	
DIV. I NON-CONF.	5- 5	163	4-5	156	249	138	138	10	10	
TOTALS	RPI 1-25	RPI 26-50	W-L RECORDS	RPI 51-100	RPI 101-150	RPI 150+				
5- 6	0- 1	0- 0	OVERALL	0- 1	0- 1	5- 3				
2- 0	0- 0	0- 0	HOME	0- 0	0- 0	2- 0				
2- 4	0- 1	0- 0	AWAY	0- 1	0- 0	2- 2				
1- 2	0- 0	0- 0	NEUTRAL	0- 0	0- 1	1- 1				
5- 5	0- 1	0- 0	NON-CONFERENCE	0- 1	0- 1	5- 2				
2- 0	0- 0	0- 0	HOME	0- 0	0- 0	2- 0				
2- 3	0- 1	0- 0	AWAY	0- 1	0- 0	2- 1				
1- 2	0- 0	0- 0	NEUTRAL	0- 0	0- 1	1- 1				
0- 1	0- 0	0- 0	CONFERENCE	0- 0	0- 0	0- 1				
0- 0	0- 0	0- 0	HOME	0- 0	0- 0	0- 0				
0- 1	0- 0	0- 0	AWAY	0- 0	0- 0	0- 1				
0- 0	0- 0	0- 0	NEUTRAL	0- 0	0- 0	0- 0				

RPI 1-25				RPI 26-50				RPI 51-100				RPI 101+ Team's RPI: 159			
RPI	S	Opponent	Score	RPI	S	Opponent	Score	RPI	S	Opponent	Score	RPI	S	Opponent	Score
23	A	Purdue	74 81					95	A	Loyola Chicago	76 84	142	N	Green Bay	54 73
												168	A	Valparaiso	90 95
												169	H	Cleveland St.	89 62
												181	N	San Francisco	56 64
												201	A	Eastern Mich.	61 78
												239	A	Milwaukee	63 51
												284	H	Morehead St.	79 65
												294	N	California Baptist	98 60
												296	A	Marshall	82 69
LAST 10 Division I															
				95	A	Loyola Chicago	76 84			201	A	Eastern Mich.	61 78		
				239	A	Milwaukee	63 51			23	A	Purdue	74 81		
				296	A	Marshall	82 69			142	N	Green Bay	54 73		
				294	N	California Baptist	98 60			168	A	Valparaiso	90 95		
				181	N	San Francisco	56 64			284	H	Morehead St.	79 65		

Non-Div I Games: Davis & Elkins 91 52 Notre Dame (OH) 88 54

Bowling Green

■ Loss,
 ■ Non-Conf,
 ■ S Site,
 ■ H Home
 ■ A Away
 N Neutral

Average RPI Win:	237	WON-LOST	WINNING	LAST 10	STRENGTH OF	OPP. STRENGTH	TEAM	ADJ.	CONF.	ADJ CONF.
Average RPI Loss:	71	RECORD	PCT. RANK	GAMES	SCHEDULE	OF SCHEDULE	RPI	RPI	RPI	RPI
DIV. I ONLY	10- 2	34	9-1	328	134	136	136	7	7	
DIV. I NON-CONF.	8- 2	54	7-1	300	139	111	111	7	7	
TOTALS	RPI 1-25	RPI 26-50	W-L RECORDS	RPI 51-100	RPI 101-150	RPI 150+				
10- 2	0- 0	0- 1	OVERALL	0- 1	1- 0	9- 0				
5- 0	0- 0	0- 0	HOME	0- 0	0- 0	5- 0				
2- 1	0- 0	0- 1	AWAY	0- 0	0- 0	2- 0				
3- 1	0- 0	0- 0	NEUTRAL	0- 1	1- 0	2- 0				
8- 2	0- 0	0- 1	NON-CONFERENCE	0- 1	1- 0	7- 0				
3- 0	0- 0	0- 0	HOME	0- 0	0- 0	3- 0				
2- 1	0- 0	0- 1	AWAY	0- 0	0- 0	2- 0				
3- 1	0- 0	0- 0	NEUTRAL	0- 1	1- 0	2- 0				
2- 0	0- 0	0- 0	CONFERENCE	0- 0	0- 0	2- 0				
2- 0	0- 0	0- 0	HOME	0- 0	0- 0	2- 0				
0- 0	0- 0	0- 0	AWAY	0- 0	0- 0	0- 0				
0- 0	0- 0	0- 0	NEUTRAL	0- 0	0- 0	0- 0				

RPI S	Opponent	Score	RPI S	Opponent	Score	RPI S	Opponent	Score	RPI S	Opponent	Score	Team's RPI: 136
43	A Michigan	57 77	98	N Liberty	63 75	113	N Richmond	61 57	161	N George Mason	61 59	
						162	H Miami (OH)	79 68	202	H Jackson St.	78 69	
						229	A Western Ill.	84 49	271	H Indiana St.	91 75	
						295	A Oakland	74 58	297	N Eastern Wash.	66 46	
						306	H North Dakota St.	70 64	332	H Evansville	82 51	
LAST 10 Division I												
297	N Eastern Wash.	66 46	271	H Indiana St.	91 75							
98	N Liberty	63 75	332	H Evansville	82 51							
202	H Jackson St.	78 69	161	N George Mason	61 59							
306	H North Dakota St.	70 64	162	H Miami (OH)	79 68							
113	N Richmond	61 57	229	A Western Ill.	84 49							

Non-Div I Games: Eureka 101 39

Bradley

B
r
o
w
n

B
r
o
w
n

Brown

Page 31

Average RPI Win:	302	WON-LOST	WINNING	LAST 10	STRENGTH OF	OPP. STRENGTH	TEAM	ADJ.	CONF.	ADJ CONF.
Average RPI Loss:	201	RECORD	PCT. RANK	GAMES	SCHEDULE	OF SCHEDULE	RPI	RPI	RPI	RPI
DIV. I ONLY	3- 10	291	2-8	283	331	318	318	30	30	
DIV. I NON-CONF.	2- 9	304	1-7	246	328	318	318	30	30	
TOTALS	RPI 1-25	RPI 26-50	W-L RECORDS	RPI 51-100	RPI 101-150	RPI 150+				
3- 10	0- 0	0- 1	OVERALL	0- 0	0- 3	3- 6				
1- 5	0- 0	0- 0	HOME	0- 0	0- 1	1- 4				
2- 5	0- 0	0- 1	AWAY	0- 0	0- 2	2- 2				
0- 0	0- 0	0- 0	NEUTRAL	0- 0	0- 0	0- 0				
2- 9	0- 0	0- 1	NON-CONFERENCE	0- 0	0- 3	2- 5				
1- 4	0- 0	0- 0	HOME	0- 0	0- 1	1- 3				
1- 5	0- 0	0- 1	AWAY	0- 0	0- 2	1- 2				
0- 0	0- 0	0- 0	NEUTRAL	0- 0	0- 0	0- 0				
1- 1	0- 0	0- 0	CONFERENCE	0- 0	0- 0	1- 1				
0- 1	0- 0	0- 0	HOME	0- 0	0- 0	0- 1				
1- 0	0- 0	0- 0	AWAY	0- 0	0- 0	1- 0				
0- 0	0- 0	0- 0	NEUTRAL	0- 0	0- 0	0- 0				

RPI S	Opponent	Score	RPI S	Opponent	Score	RPI S	Opponent	Score	RPI S	Opponent	Score	Team's RPI: 318
			49 A	Minnesota	56 101				107 A	Holy Cross	75 87	
									119 H	Providence	32 76	
									139 A	Illinois	55 69	
									197 H	Saint Francis (PA)	60 63	
									263 A	Brown	45 44	
									263 H	Brown	50 56	
									264 A	Army West Point	75 81	
									268 H	UMass Lowell	35 55	
									292 A	Vermont	66 71	
									304 H	Albany (NY)	68 55	
									316 H	New Hampshire	56 68	
									339 A	Fairleigh Dickinson	57 45	
LAST 10 Division I												
264 A	Army West Point	75 81	339 A	Fairleigh Dickinson	57 45							
304 H	Albany (NY)	68 55	197 H	Saint Francis (PA)	60 63							
263 H	Brown	50 56	49 A	Minnesota	56 101							
119 H	Providence	32 76	139 A	Illinois	55 69							
268 H	UMass Lowell	35 55	107 A	Holy Cross	75 87							

Non-Div I Games:

Bryant

■ Loss,
 ■ Non-Conf,
 S Site,
 ■ Home
 ■ Away
 N Neutral

Average RPI Win:	201	WON-LOST	WINNING	LAST 10	STRENGTH OF	OPP. STRENGTH	TEAM	ADJ.	CONF.	ADJ CONF.
Average RPI Loss:	101	RECORD	PCT. RANK	GAMES	SCHEDULE	OF SCHEDULE	RPI	RPI	RPI	RPI
DIV. I ONLY	9- 4	71	7-3	209	98	83	83	14	14	
DIV. I NON-CONF.	7- 4	100	5-3	178	80	93	93	13	13	
TOTALS	RPI 1-25	RPI 26-50	W-L RECORDS	RPI 51-100	RPI 101-150	RPI 150+				
9- 4	0- 0	0- 1	OVERALL	1- 2	0- 0	8- 1				
4- 1	0- 0	0- 0	HOME	1- 1	0- 0	3- 0				
3- 3	0- 0	0- 1	AWAY	0- 1	0- 0	3- 1				
2- 0	0- 0	0- 0	NEUTRAL	0- 0	0- 0	2- 0				
7- 4	0- 0	0- 1	NON-CONFERENCE	1- 2	0- 0	6- 1				
3- 1	0- 0	0- 0	HOME	1- 1	0- 0	2- 0				
2- 3	0- 0	0- 1	AWAY	0- 1	0- 0	2- 1				
2- 0	0- 0	0- 0	NEUTRAL	0- 0	0- 0	2- 0				
2- 0	0- 0	0- 0	CONFERENCE	0- 0	0- 0	2- 0				
1- 0	0- 0	0- 0	HOME	0- 0	0- 0	1- 0				
1- 0	0- 0	0- 0	AWAY	0- 0	0- 0	1- 0				
0- 0	0- 0	0- 0	NEUTRAL	0- 0	0- 0	0- 0				

RPI 1-25				RPI 26-50				RPI 51-100				Team's RPI: 83	RPI 101+			
RPI	S	Opponent	Score	RPI	S	Opponent	Score	RPI	S	Opponent	Score		RPI	S	Opponent	Score
				32	A	Virginia	60 84	61	H	Temple	61 72		161	A	George Mason	64 51
								71	H	Drexel	60 49		173	N	Cincinnati	56 48
								92	A	Stony Brook	73 78		191	N	Howard	70 60
													197	A	Saint Francis (PA)	70 46
													218	A	Quinnipiac	69 76
													230	H	Monmouth	71 37
													244	H	Lafayette	50 36
													264	A	Army West Point	63 52
													275	H	St. Bonaventure	68 60
LAST 10 Division I																
				92	A	Stony Brook	73 78	244	H	Lafayette	50 36					
				197	A	Saint Francis (PA)	70 46	264	A	Army West Point	63 52					
				71	H	Drexel	60 49	191	N	Howard	70 60					
				161	A	George Mason	64 51	61	H	Temple	61 72					
				173	N	Cincinnati	56 48	218	A	Quinnipiac	69 76					

Non-Div I Games:

Bucknell

Average RPI Win:	208	WON-LOST	WINNING	LAST 10	STRENGTH OF	OPP. STRENGTH	TEAM	ADJ.	CONF.	ADJ CONF.
Average RPI Loss:	107	RECORD	PCT. RANK	GAMES	SCHEDULE	OF SCHEDULE	RPI	RPI	RPI	RPI
DIV. I ONLY	10- 2	34	8-2	225	191	59	59	10	10	
DIV. I NON-CONF.	9- 2	40	7-2	231	187	71	71	10	10	
TOTALS	RPI 1-25	RPI 26-50	W-L RECORDS	RPI 51-100	RPI 101-150	RPI 150+				
10- 2	0- 1	0- 0	OVERALL	1- 0	2- 0	7- 1				
5- 0	0- 0	0- 0	HOME	0- 0	2- 0	3- 0				
3- 2	0- 1	0- 0	AWAY	0- 0	0- 0	3- 1				
2- 0	0- 0	0- 0	NEUTRAL	1- 0	0- 0	1- 0				
9- 2	0- 1	0- 0	NON-CONFERENCE	1- 0	2- 0	6- 1				
5- 0	0- 0	0- 0	HOME	0- 0	2- 0	3- 0				
2- 2	0- 1	0- 0	AWAY	0- 0	0- 0	2- 1				
2- 0	0- 0	0- 0	NEUTRAL	1- 0	0- 0	1- 0				
1- 0	0- 0	0- 0	CONFERENCE	0- 0	0- 0	1- 0				
0- 0	0- 0	0- 0	HOME	0- 0	0- 0	0- 0				
1- 0	0- 0	0- 0	AWAY	0- 0	0- 0	1- 0				
0- 0	0- 0	0- 0	NEUTRAL	0- 0	0- 0	0- 0				

RPI 1-25				RPI 26-50				RPI 51-100 Team's RPI: 59				RPI 101+			
RPI	S	Opponent	Score	RPI	S	Opponent	Score	RPI	S	Opponent	Score	RPI	S	Opponent	Score
5	A	Stanford	69 88					71	N	Drexel	63 59	125	H	Dayton	67 59
												149	H	Columbia	82 75
												162	A	Miami (OH)	86 72
												175	N	American	73 55
												199	H	Dartmouth	73 49
												209	A	San Jose St.	88 95
												254	A	Niagara	81 67
												275	A	St. Bonaventure	46 36
												330	H	Canisius	71 55
												337	H	Central Conn. St.	61 56
LAST 10 Division I															
125	H	Dayton	67 59	162	A	Miami (OH)	86 72								
275	A	St. Bonaventure	46 36	199	H	Dartmouth	73 49								
175	N	American	73 55	209	A	San Jose St.	88 95								
71	N	Drexel	63 59	149	H	Columbia	82 75								
5	A	Stanford	69 88	330	H	Canisius	71 55								

Non-Div I Games:

Buffalo

■ Loss,
■ Non-Conf, S Site,
■ Home
■ Away
N Neutral

Average RPI Win:	224	WON-LOST	WINNING	LAST 10	STRENGTH OF	OPP. STRENGTH	TEAM	ADJ.	CONF.	ADJ CONF.
Average RPI Loss:	61	RECORD	PCT. RANK	GAMES	SCHEDULE	OF SCHEDULE	RPI	RPI	RPI	RPI
DIV. I ONLY	9- 5	94	5-5	206	71	152	152	6	6	
DIV. I NON-CONF.	8- 3	68	4-3	186	109	113	113	6	6	
TOTALS	RPI 1-25	RPI 26-50	W-L RECORDS	RPI 51-100	RPI 101-150	RPI 150+				
9- 5	0- 1	0- 0	OVERALL	1- 4	1- 0	7- 0				
7- 3	0- 1	0- 0	HOME	1- 2	0- 0	6- 0				
1- 1	0- 0	0- 0	AWAY	0- 1	0- 0	1- 0				
1- 1	0- 0	0- 0	NEUTRAL	0- 1	1- 0	0- 0				
8- 3	0- 1	0- 0	NON-CONFERENCE	1- 2	1- 0	6- 0				
7- 1	0- 1	0- 0	HOME	1- 0	0- 0	6- 0				
0- 1	0- 0	0- 0	AWAY	0- 1	0- 0	0- 0				
1- 1	0- 0	0- 0	NEUTRAL	0- 1	1- 0	0- 0				
1- 2	0- 0	0- 0	CONFERENCE	0- 2	0- 0	1- 0				
0- 2	0- 0	0- 0	HOME	0- 2	0- 0	0- 0				
1- 0	0- 0	0- 0	AWAY	0- 0	0- 0	1- 0				
0- 0	0- 0	0- 0	NEUTRAL	0- 0	0- 0	0- 0				

RPI	S	Opponent	Score	RPI	S	Opponent	Score	RPI	S	Opponent	Score	RPI	S	Opponent	Score	Team's RPI: 152
10	H	Indiana	53 64					64	N	Georgia	36 69	104	N	Ohio	60 55	
								69	H	St. John's (NY)	42 67	158	H	Akron	76 55	
								74	H	Seton Hall	62 67	248	A	Xavier	78 70	
								76	H	IUPUI	64 61	250	H	Eastern Ky.	73 41	
								89	A	Ball St.	70 74	262	H	Wagner	74 58	
												288	H	High Point	74 52	
												311	H	Purdue Fort Wayne	85 58	
												322	H	Detroit Mercy	82 60	
LAST 10 Division I																
74	H	Seton Hall	62 67	248	A	Xavier	78 70									
311	H	Purdue Fort Wayne	85 58	69	H	St. John's (NY)	42 67									
288	H	High Point	74 52	104	N	Ohio	60 55									
10	H	Indiana	53 64	64	N	Georgia	36 69									
158	H	Akron	76 55	89	A	Ball St.	70 74									

Non-Div I Games:

Butler

CSU Bakersfield

Through Games Of Jan. 7, 2020

Average RPI Win:	233	WON-LOST	WINNING	LAST 10	STRENGTH OF	OPP. STRENGTH	TEAM	ADJ.	CONF.	ADJ CONF.
Average RPI Loss:	90	RECORD	PCT. RANK	GAMES	SCHEDULE	OF SCHEDULE	RPI	RPI	RPI	RPI
DIV. I ONLY	6- 5	143	6-4	79	145	84	84	32	32	
DIV. I NON-CONF.	5- 5	163	5-4	61	162	107	107	32	32	
TOTALS	RPI 1-25	RPI 26-50	W-L RECORDS	RPI 51-100	RPI 101-150	RPI 150+				
6- 5	0- 2	0- 0	OVERALL	1- 1	0- 1	5- 1				
5- 0	0- 0	0- 0	HOME	1- 0	0- 0	4- 0				
1- 5	0- 2	0- 0	AWAY	0- 1	0- 1	1- 1				
0- 0	0- 0	0- 0	NEUTRAL	0- 0	0- 0	0- 0				
5- 5	0- 2	0- 0	NON-CONFERENCE	1- 1	0- 1	4- 1				
5- 0	0- 0	0- 0	HOME	1- 0	0- 0	4- 0				
0- 5	0- 2	0- 0	AWAY	0- 1	0- 1	0- 1				
0- 0	0- 0	0- 0	NEUTRAL	0- 0	0- 0	0- 0				
1- 0	0- 0	0- 0	CONFERENCE	0- 0	0- 0	1- 0				
0- 0	0- 0	0- 0	HOME	0- 0	0- 0	0- 0				
1- 0	0- 0	0- 0	AWAY	0- 0	0- 0	1- 0				
0- 0	0- 0	0- 0	NEUTRAL	0- 0	0- 0	0- 0				

RPI 1-25				RPI 26-50				RPI 51-100				RPI 101+			
RPI	S	Opponent	Score	RPI	S	Opponent	Score	RPI	S	Opponent	Score	RPI	S	Opponent	Score
6	A	Oregon St.	50 69					69	A	Washington	49 80	128	A	Wright St.	60 65
8	A	Gonzaga	48 92					94	H	Pacific	80 70	209	H	San Jose St.	75 71
												231	H	North Texas	61 52
												241	A	UC Riverside	52 53
												269	A	Grand Canyon	59 54
												283	H	UC Santa Barbara	66 62
												314	H	N.C. Central	80 71
LAST 10 Division I															
6	A	Oregon St.	50 69	269	A	Grand Canyon	59 54								
283	H	UC Santa Barbara	66 62	241	A	UC Riverside	52 53								
94	H	Pacific	80 70	231	H	North Texas	61 52								
314	H	N.C. Central	80 71	128	A	Wright St.	60 65								
209	H	San Jose St.	75 71	8	A	Gonzaga	48 92								

Non-Div I Games: Fresno Pacific 95 64 Westcliff 100 44 Cal St. Dom. Hills 83 74

CSU Bakersfield

Loss, Non-Conf, S Site, H Home A Away N Neutral

Average RPI Win:	254	WON-LOST	WINNING	LAST 10	STRENGTH OF	OPP. STRENGTH	TEAM	ADJ.	CONF.	ADJ CONF.
Average RPI Loss:	133	RECORD	PCT. RANK	GAMES	SCHEDULE	OF SCHEDULE	RPI	RPI	RPI	RPI
DIV. I ONLY	4- 9	260	4-6	252	55	253	253	26	26	
DIV. I NON-CONF.	4- 9	250	4-6	249	46	260	260	26	26	
TOTALS	RPI 1-25	RPI 26-50	W-L RECORDS	RPI 51-100	RPI 101-150	RPI 150+				
4- 9	0- 1	0- 1	OVERALL	0- 2	0- 1	4- 4				
1- 4	0- 1	0- 1	HOME	0- 1	0- 1	1- 0				
2- 4	0- 0	0- 0	AWAY	0- 1	0- 0	2- 3				
1- 1	0- 0	0- 0	NEUTRAL	0- 0	0- 0	1- 1				
4- 9	0- 1	0- 1	NON-CONFERENCE	0- 2	0- 1	4- 4				
1- 4	0- 1	0- 1	HOME	0- 1	0- 1	1- 0				
2- 4	0- 0	0- 0	AWAY	0- 1	0- 0	2- 3				
1- 1	0- 0	0- 0	NEUTRAL	0- 0	0- 0	1- 1				
0- 0	0- 0	0- 0	CONFERENCE	0- 0	0- 0	0- 0				
0- 0	0- 0	0- 0	HOME	0- 0	0- 0	0- 0				
0- 0	0- 0	0- 0	AWAY	0- 0	0- 0	0- 0				
0- 0	0- 0	0- 0	NEUTRAL	0- 0	0- 0	0- 0				

RPI 1-25				RPI 26-50				RPI 51-100				RPI 101+ Team's RPI: 253			
RPI	S	Opponent	Score	RPI	S	Opponent	Score	RPI	S	Opponent	Score	RPI	S	Opponent	Score
7	H	UCLA	44 58	32	H	Virginia	47 72	77	A	Washington St.	61 71	105	H	Southern California	53 69
								96	H	Santa Clara	55 76	160	H	Portland	73 64
												181	A	San Francisco	61 79
												194	N	SMU	58 68
												207	A	San Diego	40 59
												271	N	Indiana St.	67 59
												285	A	LMU (CA)	56 54
												294	A	California Baptist	56 64
												299	A	San Diego St.	74 69
LAST 10 Division I															
				96	H	Santa Clara	55 76	299	A	San Diego St.	74 69				
				7	H	UCLA	44 58	207	A	San Diego	40 59				
				285	A	LMU (CA)	56 54	77	A	Washington St.	61 71				
				271	N	Indiana St.	67 59	160	H	Portland	73 64				
				194	N	SMU	58 68	181	A	San Francisco	61 79				

Non-Div I Games: Hope Int'l 77 54

CSUN

■ Loss,
 ■ Non-Conf,
 ■ S Site,
 ■ H Home
 ■ A Away
 N Neutral

Average RPI Win:	261	WON-LOST	WINNING	LAST 10	STRENGTH OF	OPP. STRENGTH	TEAM	ADJ.	CONF.	ADJ CONF.
Average RPI Loss:	192	RECORD	PCT. RANK	GAMES	SCHEDULE	OF SCHEDULE	RPI	RPI	RPI	RPI
DIV. I ONLY	2- 8	307	2-8	246	320	325	325	26	26	
DIV. I NON-CONF.	2- 8	295	2-8	247	325	327	327	26	26	
TOTALS	RPI 1-25	RPI 26-50	W-L RECORDS	RPI 51-100	RPI 101-150	RPI 150+				
2- 8	0- 0	0- 0	OVERALL	0- 2	0- 2	2- 4				
2- 3	0- 0	0- 0	HOME	0- 1	0- 1	2- 1				
0- 5	0- 0	0- 0	AWAY	0- 1	0- 1	0- 3				
0- 0	0- 0	0- 0	NEUTRAL	0- 0	0- 0	0- 0				
2- 8	0- 0	0- 0	NON-CONFERENCE	0- 2	0- 2	2- 4				
2- 3	0- 0	0- 0	HOME	0- 1	0- 1	2- 1				
0- 5	0- 0	0- 0	AWAY	0- 1	0- 1	0- 3				
0- 0	0- 0	0- 0	NEUTRAL	0- 0	0- 0	0- 0				
0- 0	0- 0	0- 0	CONFERENCE	0- 0	0- 0	0- 0				
0- 0	0- 0	0- 0	HOME	0- 0	0- 0	0- 0				
0- 0	0- 0	0- 0	AWAY	0- 0	0- 0	0- 0				
0- 0	0- 0	0- 0	NEUTRAL	0- 0	0- 0	0- 0				

RPI 1-25				RPI 26-50				RPI 51-100				RPI 101+				Team's RPI: 325	
RPI	S	Opponent	Score	RPI	S	Opponent	Score	RPI	S	Opponent	Score	RPI	S	Opponent	Score		
								51	H	Old Dominion	55	61	122	A	Saint Mary's (CA)	67	84
								52	A	Arizona St.	41	66	135	H	Fresno St.	52	79
													174	H	Lamar University	57	56
													255	A	Pepperdine	53	63
													286	A	Denver	66	96
													300	A	Nevada	40	71
													336	H	Seattle U	49	72
													348	H	Sacramento St.	62	43
LAST 10 Division I																	
				122	A	Saint Mary's (CA)	67	84		300	A	Nevada	40	71			
				174	H	Lamar University	57	56		336	H	Seattle U	49	72			
				51	H	Old Dominion	55	61		286	A	Denver	66	96			
				52	A	Arizona St.	41	66		255	A	Pepperdine	53	63			
				348	H	Sacramento St.	62	43		135	H	Fresno St.	52	79			

Non-Div I Games: Holy Names 100 35

Cal Poly

■ Loss,
 ■ Non-Conf,
 ■ S Site,
 ■ H Home
 ■ A Away
 N Neutral

Average RPI Win: 277		WON-LOST	WINNING	LAST 10	STRENGTH OF	OPP. STRENGTH	TEAM	ADJ.	CONF.	ADJ CONF.
Average RPI Loss: 201		RECORD	PCT. RANK	GAMES	SCHEDULE	OF SCHEDULE	RPI	RPI	RPI	RPI
DIV. I ONLY		8- 5	113	6-4	324	288	223	223	26	26
DIV. I NON-CONF.		8- 5	117	6-4	323	287	225	225	26	26
TOTALS		RPI 1-25	RPI 26-50	W-L RECORDS	RPI 51-100	RPI 101-150	RPI 150+			
8- 5	0- 0		0- 0	OVERALL	0- 0	0- 0	8- 5			
4- 2	0- 0		0- 0	HOME	0- 0	0- 0	4- 2			
4- 3	0- 0		0- 0	AWAY	0- 0	0- 0	4- 3			
0- 0	0- 0		0- 0	NEUTRAL	0- 0	0- 0	0- 0			
8- 5	0- 0		0- 0	NON-CONFERENCE	0- 0	0- 0	8- 5			
4- 2	0- 0		0- 0	HOME	0- 0	0- 0	4- 2			
4- 3	0- 0		0- 0	AWAY	0- 0	0- 0	4- 3			
0- 0	0- 0		0- 0	NEUTRAL	0- 0	0- 0	0- 0			
0- 0	0- 0		0- 0	CONFERENCE	0- 0	0- 0	0- 0			
0- 0	0- 0		0- 0	HOME	0- 0	0- 0	0- 0			
0- 0	0- 0		0- 0	AWAY	0- 0	0- 0	0- 0			
0- 0	0- 0		0- 0	NEUTRAL	0- 0	0- 0	0- 0			

RPI 1-25				RPI 26-50				RPI 51-100				RPI 101+				Team's RPI: 223	
RPI	S	Opponent	Score	RPI	S	Opponent	Score	RPI	S	Opponent	Score	RPI	S	Opponent	Score		
												151	H	Montana	69	71	
												163	A	Southern Utah	63	79	
												181	A	San Francisco	63	71	
												207	A	San Diego	72	67	
												211	H	Delaware	55	72	
												242	A	UNLV	64	58	
												260	H	Utah St.	83	62	
												269	A	Grand Canyon	80	70	
												285	A	LMU (CA)	79	74	
												294	H	California Baptist	97	93	
												299	A	San Diego St.	45	55	
												323	H	Air Force	79	70	
												336	H	Seattle U	81	63	
LAST 10 Division I																	
				294	H	California Baptist	97	93	336	H	Seattle U	81	63				
				207	A	San Diego	72	67	323	H	Air Force	79	70				
				181	A	San Francisco	63	71	269	A	Grand Canyon	80	70				
				151	H	Montana	69	71	260	H	Utah St.	83	62				
				211	H	Delaware	55	72	299	A	San Diego St.	45	55				

Non-Div I Games:

Cal St. Fullerton

Loss, Non-Conf, S Site, H Home A Away N Neutral

California

Through Games Of Jan. 7, 2020

Average RPI Win:	214	WON-LOST	WINNING	LAST 10	STRENGTH OF	OPP. STRENGTH	TEAM	ADJ.	CONF.	ADJ CONF.
Average RPI Loss:	58	RECORD	PCT. RANK	GAMES	SCHEDULE	OF SCHEDULE	RPI	RPI	RPI	RPI
DIV. I ONLY	8- 5	113	7-3	60	128	109	109	1	1	
DIV. I NON-CONF.	8- 3	68	7-1	77	180	60	60	1	1	
TOTALS	RPI 1-25	RPI 26-50	W-L RECORDS	RPI 51-100	RPI 101-150	RPI 150+				
8- 5	0- 2	1- 0	OVERALL	1- 2	0- 1	6- 0				
7- 3	0- 1	1- 0	HOME	1- 2	0- 0	5- 0				
1- 2	0- 1	0- 0	AWAY	0- 0	0- 1	1- 0				
0- 0	0- 0	0- 0	NEUTRAL	0- 0	0- 0	0- 0				
8- 3	0- 2	1- 0	NON-CONFERENCE	1- 0	0- 1	6- 0				
7- 1	0- 1	1- 0	HOME	1- 0	0- 0	5- 0				
1- 2	0- 1	0- 0	AWAY	0- 0	0- 1	1- 0				
0- 0	0- 0	0- 0	NEUTRAL	0- 0	0- 0	0- 0				
0- 2	0- 0	0- 0	CONFERENCE	0- 2	0- 0	0- 0				
0- 2	0- 0	0- 0	HOME	0- 2	0- 0	0- 0				
0- 0	0- 0	0- 0	AWAY	0- 0	0- 0	0- 0				
0- 0	0- 0	0- 0	NEUTRAL	0- 0	0- 0	0- 0				

RPI 1-25				RPI 26-50				RPI 51-100				RPI 101+ Team's RPI: 109			
RPI	S	Opponent	Score	RPI	S	Opponent	Score	RPI	S	Opponent	Score	RPI	S	Opponent	Score
1	A	UConn	61 72	44	H	Arkansas	84 80	69	H	Washington	64 67	123	A	Harvard	53 56
22	H	Kentucky	61 63					77	H	Washington St.	75 96	204	H	Boston U.	73 62
								96	H	Santa Clara	69 65	241	H	UC Riverside	84 61
												247	H	Long Beach St.	68 45
												269	H	Grand Canyon	72 53
												299	A	San Diego St.	74 48
												314	H	N.C. Central	90 69
LAST 10 Division I															
269	H	Grand Canyon	72 53	77	H	Washington St.	75 96								
22	H	Kentucky	61 63	69	H	Washington	64 67								
96	H	Santa Clara	69 65	314	H	N.C. Central	90 69								
204	H	Boston U.	73 62	44	H	Arkansas	84 80								
247	H	Long Beach St.	68 45	299	A	San Diego St.	74 48								

Non-Div I Games:

California

■ Loss,
 ■ Non-Conf, S Site,
 ■ Home
 ■ Away
 N Neutral

Average RPI Win:	260	WON-LOST	WINNING	LAST 10	STRENGTH OF	OPP. STRENGTH	TEAM	ADJ.	CONF.	ADJ CONF.
Average RPI Loss:	209	RECORD	PCT. RANK	GAMES	SCHEDULE	OF SCHEDULE	RPI	RPI	RPI	RPI
DIV. I ONLY	6- 8	205	2-8	315	269	294	294	32	32	
DIV. I NON-CONF.	6- 6	163	2-6	275	266	253	253	32	32	
TOTALS	RPI 1-25	RPI 26-50	W-L RECORDS	RPI 51-100	RPI 101-150	RPI 150+				
6- 8	0- 1	0- 0	OVERALL	0- 0	0- 1	6- 6				
5- 1	0- 0	0- 0	HOME	0- 0	0- 0	5- 1				
1- 4	0- 0	0- 0	AWAY	0- 0	0- 0	1- 4				
0- 3	0- 1	0- 0	NEUTRAL	0- 0	0- 1	0- 1				
6- 6	0- 1	0- 0	NON-CONFERENCE	0- 0	0- 1	6- 4				
5- 1	0- 0	0- 0	HOME	0- 0	0- 0	5- 1				
1- 2	0- 0	0- 0	AWAY	0- 0	0- 0	1- 2				
0- 3	0- 1	0- 0	NEUTRAL	0- 0	0- 1	0- 1				
0- 2	0- 0	0- 0	CONFERENCE	0- 0	0- 0	0- 2				
0- 0	0- 0	0- 0	HOME	0- 0	0- 0	0- 0				
0- 2	0- 0	0- 0	AWAY	0- 0	0- 0	0- 2				
0- 0	0- 0	0- 0	NEUTRAL	0- 0	0- 0	0- 0				

RPI 1-25				RPI 26-50				RPI 51-100				RPI 101+ Team's RPI: 294			
RPI	S	Opponent	Score	RPI	S	Opponent	Score	RPI	S	Opponent	Score	RPI	S	Opponent	Score
5	N	Stanford	78 83									115	N	Houston	75 96
												159	N	Bowling Green	60 98
												223	A	Cal St. Fullerton	93 97
												241	A	UC Riverside	64 80
												246	H	Northern Ariz.	98 79
												247	H	Long Beach St.	79 70
												253	H	CSUN	64 56
												261	H	Alabama A&M	60 55
												272	A	Idaho St.	74 68
												283	H	UC Santa Barbara	85 81
												299	H	San Diego St.	68 80
												302	A	New Mexico St.	56 57
												331	A	UTRGV	68 87
LAST 10 Division I															
299	H	San Diego St.	68 80	331	A	UTRGV	68 87								
272	A	Idaho St.	74 68	302	A	New Mexico St.	56 57								
223	A	Cal St. Fullerton	93 97	115	N	Houston	75 96								
241	A	UC Riverside	64 80	5	N	Stanford	78 83								
159	N	Bowling Green	60 98	283	H	UC Santa Barbara	85 81								

Non-Div I Games: Ottawa (AZ) 103 75 LIFE Pacific 93 48

California Baptist

Loss, Non-Conf, S Site, H Home A Away N Neutral

Average RPI Win:	256	WON-LOST	WINNING	LAST 10	STRENGTH OF	OPP. STRENGTH	TEAM	ADJ.	CONF.	ADJ CONF.
Average RPI Loss:	194	RECORD	PCT. RANK	GAMES	SCHEDULE	OF SCHEDULE	RPI	RPI	RPI	RPI
DIV. I ONLY	6- 5	143	6-4	257	338	182	182	27	27	
DIV. I NON-CONF.	3- 4	201	3-3	283	270	228	228	27	27	
TOTALS	RPI 1-25	RPI 26-50	W-L RECORDS	RPI 51-100	RPI 101-150	RPI 150+				
6- 5	0- 0	0- 0	OVERALL	1- 2	0- 0	5- 3				
4- 0	0- 0	0- 0	HOME	1- 0	0- 0	3- 0				
2- 5	0- 0	0- 0	AWAY	0- 2	0- 0	2- 3				
0- 0	0- 0	0- 0	NEUTRAL	0- 0	0- 0	0- 0				
3- 4	0- 0	0- 0	NON-CONFERENCE	1- 2	0- 0	2- 2				
2- 0	0- 0	0- 0	HOME	1- 0	0- 0	1- 0				
1- 4	0- 0	0- 0	AWAY	0- 2	0- 0	1- 2				
0- 0	0- 0	0- 0	NEUTRAL	0- 0	0- 0	0- 0				
3- 1	0- 0	0- 0	CONFERENCE	0- 0	0- 0	3- 1				
2- 0	0- 0	0- 0	HOME	0- 0	0- 0	2- 0				
1- 1	0- 0	0- 0	AWAY	0- 0	0- 0	1- 1				
0- 0	0- 0	0- 0	NEUTRAL	0- 0	0- 0	0- 0				

RPI 1-25				RPI 26-50				RPI 51-100				RPI 101+				Team's RPI: 182	
RPI	S	Opponent	Score	RPI	S	Opponent	Score	RPI	S	Opponent	Score	RPI	S	Opponent	Score		
								51	A	Old Dominion	44	59	212	A	UNC Asheville	52	60
								66	A	Wake Forest	46	74	243	A	Longwood	70	55
								99	H	UNC Greensboro	72	64	249	H	Kennesaw St.	63	51
													288	H	High Point	73	36
													314	A	N.C. Central	64	67
													327	A	Hofstra	55	58
													328	A	Western Caro.	61	40
													329	H	USC Upstate	50	38
LAST 10 Division I																	
				329	H	USC Upstate	50	38					243	A	Longwood	70	55
				288	H	High Point	73	36					212	A	UNC Asheville	52	60
				327	A	Hofstra	55	58					249	H	Kennesaw St.	63	51
				66	A	Wake Forest	46	74					314	A	N.C. Central	64	67
				99	H	UNC Greensboro	72	64					328	A	Western Caro.	61	40

Non-Div I Games: St. Andrews 122 56 Bluefield Col. 65 41

Campbell

Loss, Non-Conf, S Site, H Home A Away N Neutral

Average RPI Win:	253	WON-LOST	WINNING	LAST 10	STRENGTH OF	OPP. STRENGTH	TEAM	ADJ.	CONF.	ADJ CONF.
Average RPI Loss:	210	RECORD	PCT. RANK	GAMES	SCHEDULE	OF SCHEDULE	RPI	RPI	RPI	RPI
DIV. I ONLY	2- 9	312	2-8	312	270	330	330	24	24	
DIV. I NON-CONF.	1- 8	322	1-7	302	282	343	343	23	23	
TOTALS	RPI 1-25	RPI 26-50	W-L RECORDS	RPI 51-100	RPI 101-150	RPI 150+				
2- 9	0- 0	0- 0	OVERALL	0- 1	0- 1	2- 7				
1- 2	0- 0	0- 0	HOME	0- 0	0- 1	1- 1				
1- 6	0- 0	0- 0	AWAY	0- 1	0- 0	1- 5				
0- 1	0- 0	0- 0	NEUTRAL	0- 0	0- 0	0- 1				
1- 8	0- 0	0- 0	NON-CONFERENCE	0- 1	0- 1	1- 6				
1- 2	0- 0	0- 0	HOME	0- 0	0- 1	1- 1				
0- 5	0- 0	0- 0	AWAY	0- 1	0- 0	0- 4				
0- 1	0- 0	0- 0	NEUTRAL	0- 0	0- 0	0- 1				
1- 1	0- 0	0- 0	CONFERENCE	0- 0	0- 0	1- 1				
0- 0	0- 0	0- 0	HOME	0- 0	0- 0	0- 0				
1- 1	0- 0	0- 0	AWAY	0- 0	0- 0	1- 1				
0- 0	0- 0	0- 0	NEUTRAL	0- 0	0- 0	0- 0				

RPI 1-25			RPI 26-50			RPI 51-100			RPI 101+			Team's RPI: 330
RPI	S	Opponent	Score	RPI	S	Opponent	Score	RPI	S	Opponent	Score	
						59 A Buffalo	55 71			111 H Colgate	69 90	
										178 A Youngstown St.	59 87	
										205 A Toledo	65 83	
										230 A Monmouth	71 62	
										232 A Stetson	52 68	
										235 A Manhattan	50 68	
										273 N Appalachian St.	57 74	
										275 H St. Bonaventure	84 82	
										292 A Vermont	53 76	
										304 H Albany (NY)	53 70	
LAST 10 Division I												
205	A	Toledo	65 83	230	A	Monmouth	71 62					
273	N	Appalachian St.	57 74	235	A	Manhattan	50 68					
232	A	Stetson	52 68	111	H	Colgate	69 90					
292	A	Vermont	53 76	275	H	St. Bonaventure	84 82					
304	H	Albany (NY)	53 70	59	A	Buffalo	55 71					

Non-Div I Games:

Canisius

Average RPI Win:	295	WON-LOST	WINNING	LAST 10	STRENGTH OF	OPP. STRENGTH	TEAM	ADJ.	CONF.	ADJ CONF.
Average RPI Loss:	144	RECORD	PCT. RANK	GAMES	SCHEDULE	OF SCHEDULE	RPI	RPI	RPI	RPI
DIV. I ONLY	4- 6	224	4-6	302	221	234	234	25	25	
DIV. I NON-CONF.	1- 5	313	1-5	139	55	277	277	24	24	
TOTALS	RPI 1-25	RPI 26-50	W-L RECORDS	RPI 51-100	RPI 101-150	RPI 150+				
4- 6	0- 1	0- 0	OVERALL	0- 1	0- 1	4- 3				
2- 0	0- 0	0- 0	HOME	0- 0	0- 0	2- 0				
2- 6	0- 1	0- 0	AWAY	0- 1	0- 1	2- 3				
0- 0	0- 0	0- 0	NEUTRAL	0- 0	0- 0	0- 0				
1- 5	0- 1	0- 0	NON-CONFERENCE	0- 1	0- 1	1- 2				
1- 0	0- 0	0- 0	HOME	0- 0	0- 0	1- 0				
0- 5	0- 1	0- 0	AWAY	0- 1	0- 1	0- 2				
0- 0	0- 0	0- 0	NEUTRAL	0- 0	0- 0	0- 0				
3- 1	0- 0	0- 0	CONFERENCE	0- 0	0- 0	3- 1				
1- 0	0- 0	0- 0	HOME	0- 0	0- 0	1- 0				
2- 1	0- 0	0- 0	AWAY	0- 0	0- 0	2- 1				
0- 0	0- 0	0- 0	NEUTRAL	0- 0	0- 0	0- 0				

RPI 1-25				RPI 26-50				RPI 51-100				RPI 101+ Team's RPI: 234			
RPI	S	Opponent	Score	RPI	S	Opponent	Score	RPI	S	Opponent	Score	RPI	S	Opponent	Score
11	A	Texas A&M	46 76					96	A	Tennessee	36 63	144	A	Tulane	38 65
												180	A	Little Rock	48 63
												202	H	Jackson St.	57 54
												215	A	A&M-Corpus Christi	47 67
												216	A	Northern Ky.	56 72
												309	H	Houston Baptist	63 39
												320	A	McNeese	70 57
												349	A	Incarnate Word	47 37
LAST 10 Division I															
215	A	A&M-Corpus Christi	47 67	320	A	McNeese	70 57								
349	A	Incarnate Word	47 37	309	H	Houston Baptist	63 39								
11	A	Texas A&M	46 76	144	A	Tulane	38 65								
202	H	Jackson St.	57 54	180	A	Little Rock	48 63								
216	A	Northern Ky.	56 72	96	A	Tennessee	36 63								

Non-Div I Games: Hendrix 104 28 Central Baptist 66 43 Crowley's Ridge 82 26

Central Ark.

Average RPI Win:	341	WON-LOST	WINNING	LAST 10	STRENGTH OF	OPP. STRENGTH	TEAM	ADJ.	CONF.	ADJ CONF.
Average RPI Loss:	187	RECORD	PCT. RANK	GAMES	SCHEDULE	OF SCHEDULE	RPI	RPI	RPI	RPI
DIV. I ONLY	1- 12	339	1-9	267	285	337	337	30	30	
DIV. I NON-CONF.	1- 10	329	1-7	244	307	324	324	30	30	
TOTALS	RPI 1-25	RPI 26-50	W-L RECORDS	RPI 51-100	RPI 101-150	RPI 150+				
1- 12	0- 0	0- 1	OVERALL	0- 2	0- 2	1- 7				
0- 5	0- 0	0- 0	HOME	0- 0	0- 1	0- 4				
1- 7	0- 0	0- 1	AWAY	0- 2	0- 1	1- 3				
0- 0	0- 0	0- 0	NEUTRAL	0- 0	0- 0	0- 0				
1- 10	0- 0	0- 1	NON-CONFERENCE	0- 2	0- 1	1- 6				
0- 3	0- 0	0- 0	HOME	0- 0	0- 0	0- 3				
1- 7	0- 0	0- 1	AWAY	0- 2	0- 1	1- 3				
0- 0	0- 0	0- 0	NEUTRAL	0- 0	0- 0	0- 0				
0- 2	0- 0	0- 0	CONFERENCE	0- 0	0- 1	0- 1				
0- 2	0- 0	0- 0	HOME	0- 0	0- 1	0- 1				
0- 0	0- 0	0- 0	AWAY	0- 0	0- 0	0- 0				
0- 0	0- 0	0- 0	NEUTRAL	0- 0	0- 0	0- 0				

RPI	S	Opponent	Score	RPI	S	Opponent	Score	RPI	S	Opponent	Score	RPI	S	Opponent	Score	Team's RPI: 337
33	A	FGCU	60 94	59	A	Buffalo	56 61	102	A	Duquesne	33 72	146	H	Robert Morris	56 86	
				90	A	Lehigh	51 70	171	A	Fla. Atlantic	54 72	197	H	Saint Francis (PA)	52 64	
								263	H	Brown	73 83	268	H	UMass Lowell	54 56	
								291	A	Pittsburgh	73 81	304	H	Albany (NY)	63 73	
								316	A	New Hampshire	59 70	341	A	Hartford	61 54	
LAST 10 Division I																
341	A	Hartford	61 54	197	H	Saint Francis (PA)	52 64									
33	A	FGCU	60 94	146	H	Robert Morris	56 86									
171	A	Fla. Atlantic	54 72	304	H	Albany (NY)	63 73									
316	A	New Hampshire	59 70	102	A	Duquesne	33 72									
268	H	UMass Lowell	54 56	90	A	Lehigh	51 70									

Non-Div I Games:

Central Conn. St.

■ Loss,
 ■ Non-Conf, S Site,
 ■ Home
 ■ Away
 N Neutral

GENERAL RECORD				STRENGTH OF SCHEDULE					
Average RPI Win:	WON-LOST	WINNING	LAST 10	STRENGTH OF	OPP. STRENGTH	TEAM	ADJ.	CONF.	ADJ CONF.
Average RPI Loss:	RECORD	PCT. RANK	GAMES	SCHEDULE	OF SCHEDULE	RPI	RPI	RPI	RPI
DIV. I ONLY	8- 4	82	8-2	48	95	41	41	10	10
DIV. I NON-CONF.	7- 4	100	7-2	56	89	48	48	10	10

TOTALS	RPI 1-25	RPI 26-50	W-L RECORDS		RPI 51-100	RPI 101-150	RPI 150+		
8- 4	0- 1	0- 0	OVERALL		2- 2	2- 1	4- 0		
4- 1	0- 0	0- 0	HOME		1- 0	1- 1	2- 0		
4- 3	0- 1	0- 0	AWAY		1- 2	1- 0	2- 0		
0- 0	0- 0	0- 0	NEUTRAL		0- 0	0- 0	0- 0		
7- 4	0- 1	0- 0	NON-CONFERENCE		2- 2	2- 1	3- 0		
4- 1	0- 0	0- 0	HOME		1- 0	1- 1	2- 0		
3- 3	0- 1	0- 0	AWAY		1- 2	1- 0	1- 0		
0- 0	0- 0	0- 0	NEUTRAL		0- 0	0- 0	0- 0		
1- 0	0- 0	0- 0	CONFERENCE		0- 0	0- 0	1- 0		
0- 0	0- 0	0- 0	HOME		0- 0	0- 0	0- 0		
1- 0	0- 0	0- 0	AWAY		0- 0	0- 0	1- 0		
0- 0	0- 0	0- 0	NEUTRAL		0- 0	0- 0	0- 0		

RPI 1-25				RPI 26-50				Team's RPI: 41				RPI 51-100				RPI 101+			
RPI	S	Opponent	Score	RPI	S	Opponent	Score	RPI	S	Opponent	Score	RPI	S	Opponent	Score	RPI	S	Opponent	Score
3	A	Louisville	63 76					56	A	UCF	58 64	125	H	Dayton	81 80				
								57	A	Western Ky.	58 93	142	H	Green Bay	105 111				
								62	H	Marist	77 54	148	A	Bethune-Cookman	92 67				
								100	A	South Dakota St.	79 74	158	A	Akron	77 72				
												170	H	Iona	70 50				
												196	H	Northeastern	79 63				
												295	A	Oakland	65 47				
LAST 10 Division I																			
148	A	Bethune-Cookman	92 67	158	A	Akron	77 72												
295	A	Oakland	65 47	56	A	UCF	58 64												
100	A	South Dakota St.	79 74	196	H	Northeastern	79 63												
170	H	Iona	70 50	125	H	Dayton	81 80												
62	H	Marist	77 54	57	A	Western Ky.	58 93												

Non-Div I Games:

Central Mich.

■ Loss, ■ Non-Conf, S Site, H Home A Away N Neutral

Average RPI Win: 0				WON-LOST	WINNING	LAST 10	STRENGTH OF		OPP. STRENGTH	TEAM	ADJ.	CONF.	ADJ CONF.
Average RPI Loss: 214				RECORD	PCT. RANK	GAMES	SCHEDULE	OF SCHEDULE	RPI	RPI	RPI	RPI	RPI
DIV. I ONLY				0- 10	344	0-10	222	346	342	342	27	27	
DIV. I NON-CONF.				0- 7	338	0-7	144	341	333	333	27	27	
TOTALS		RPI 1-25		RPI 26-50		W-L RECORDS		RPI 51-100		RPI 101-150		RPI 150+	
0- 10		0- 1		0- 0		OVERALL		0- 0		0- 3		0- 6	
0- 5		0- 0		0- 0		HOME		0- 0		0- 2		0- 3	
0- 5		0- 1		0- 0		AWAY		0- 0		0- 1		0- 3	
0- 0		0- 0		0- 0		NEUTRAL		0- 0		0- 0		0- 0	
0- 7		0- 1		0- 0		NON-CONFERENCE		0- 0		0- 3		0- 3	
0- 4		0- 0		0- 0		HOME		0- 0		0- 2		0- 2	
0- 3		0- 1		0- 0		AWAY		0- 0		0- 1		0- 1	
0- 0		0- 0		0- 0		NEUTRAL		0- 0		0- 0		0- 0	
0- 3		0- 0		0- 0		CONFERENCE		0- 0		0- 0		0- 3	
0- 1		0- 0		0- 0		HOME		0- 0		0- 0		0- 1	
0- 2		0- 0		0- 0		AWAY		0- 0		0- 0		0- 2	
0- 0		0- 0		0- 0		NEUTRAL		0- 0		0- 0		0- 0	

RPI 1-25				RPI 26-50				RPI 51-100				RPI 101+				Team's RPI: 342	
RPI	S	Opponent	Score	RPI	S	Opponent	Score	RPI	S	Opponent	Score	RPI	S	Opponent	Score		
12	A	Florida St.	36 88									112	A	North Carolina	54 85		
												140	H	North Dakota	57 73		
												148	H	Bethune-Cookman	41 81		
												200	H	Gardner-Webb	52 79		
												236	H	Col. of Charleston	70 79		
												289	A	Radford	35 72		
												328	A	Western Caro.	64 69		
												329	A	USC Upstate	53 70		
												345	H	South Carolina St.	75 81		
LAST 10 Division I																	
				329	A	USC Upstate	53 70	289	A	Radford	35 72						
				236	H	Col. of Charleston	70 79	200	H	Gardner-Webb	52 79						
				328	A	Western Caro.	64 69	112	A	North Carolina	54 85						
				140	H	North Dakota	57 73	345	H	South Carolina St.	75 81						
				148	H	Bethune-Cookman	41 81	12	A	Florida St.	36 88						

Non-Div I Games:	Columbia (SC)	76	59	Virginia-Lynchburg	92	55
------------------	---------------	----	----	--------------------	----	----

Charleston So.

Loss, Non-Conf, S Site, H Home A Away N Neutral

Average RPI Win:	161	WON-LOST	WINNING	LAST 10	STRENGTH OF	OPP. STRENGTH	TEAM	ADJ.	CONF.	ADJ CONF.
Average RPI Loss:	64	RECORD	PCT. RANK	GAMES	SCHEDULE	OF SCHEDULE	RPI	RPI	RPI	RPI
DIV. I ONLY	10- 3	51	7-3	127	57	46	46	13	13	
DIV. I NON-CONF.	9- 2	40	6-2	171	68	54	54	16	16	
TOTALS	RPI 1-25	RPI 26-50	W-L RECORDS	RPI 51-100	RPI 101-150	RPI 150+				
10- 3	0- 1	0- 1	OVERALL	2- 0	4- 1	4- 0				
4- 1	0- 0	0- 0	HOME	0- 0	1- 1	3- 0				
4- 2	0- 1	0- 1	AWAY	1- 0	2- 0	1- 0				
2- 0	0- 0	0- 0	NEUTRAL	1- 0	1- 0	0- 0				
9- 2	0- 1	0- 0	NON-CONFERENCE	2- 0	3- 1	4- 0				
4- 1	0- 0	0- 0	HOME	0- 0	1- 1	3- 0				
3- 1	0- 1	0- 0	AWAY	1- 0	1- 0	1- 0				
2- 0	0- 0	0- 0	NEUTRAL	1- 0	1- 0	0- 0				
1- 1	0- 0	0- 1	CONFERENCE	0- 0	1- 0	0- 0				
0- 0	0- 0	0- 0	HOME	0- 0	0- 0	0- 0				
1- 1	0- 0	0- 1	AWAY	0- 0	1- 0	0- 0				
0- 0	0- 0	0- 0	NEUTRAL	0- 0	0- 0	0- 0				

RPI 1-25				RPI 26-50				Team's RPI: 46				RPI 51-100				RPI 101+			
RPI	S	Opponent	Score	RPI	S	Opponent	Score	RPI	S	Opponent	Score	RPI	S	Opponent	Score	RPI	S	Opponent	Score
22	A	Kentucky	39 86	47	A	Middle Tenn.	59 83	66	A	Wake Forest	77 65	113	H	Richmond	78 59				
								93	N	Boston College	84 68	120	A	Davidson	75 64				
												124	H	Fordham	51 76				
												134	A	UAB	83 75				
												144	N	Tulane	60 56				
												200	H	Gardner-Webb	74 49				
												211	H	Delaware	61 57				
												233	A	East Carolina	59 47				
												293	H	UMES	64 44				
LAST 10 Division I																			
293	H	UMES	64 44	47	A	Middle Tenn.	59 83	134	A	UAB	83 75	93	N	Boston College	84 68				
120	A	Davidson	75 64					124	H	Fordham	51 76	233	A	East Carolina	59 47				
211	H	Delaware	61 57																
22	A	Kentucky	39 86																
144	N	Tulane	60 56																

Non-Div I Games:

Charlotte

■ Loss,
■ Non-Conf, S Site,
■ Home
■ Away
N Neutral

Chattanooga

Through Games Of Jan. 7, 2020

Average RPI Win:	98	WON-LOST	WINNING	LAST 10	STRENGTH OF	OPP. STRENGTH	TEAM	ADJ.	CONF.	ADJ CONF.
Average RPI Loss:	101	RECORD	PCT. RANK	GAMES	SCHEDULE	OF SCHEDULE	RPI	RPI	RPI	RPI
DIV. I ONLY	1- 13	341	0-10	20	107	222	222	19	19	
DIV. I NON-CONF.	1- 13	337	0-10	22	117	224	224	20	20	
TOTALS	RPI 1-25	RPI 26-50	W-L RECORDS	RPI 51-100	RPI 101-150	RPI 150+				
1- 13	0- 3	0- 1	OVERALL	1- 2	0- 4	0- 3				
0- 6	0- 1	0- 1	HOME	0- 0	0- 3	0- 1				
1- 7	0- 2	0- 0	AWAY	1- 2	0- 1	0- 2				
0- 0	0- 0	0- 0	NEUTRAL	0- 0	0- 0	0- 0				
1- 13	0- 3	0- 1	NON-CONFERENCE	1- 2	0- 4	0- 3				
0- 6	0- 1	0- 1	HOME	0- 0	0- 3	0- 1				
1- 7	0- 2	0- 0	AWAY	1- 2	0- 1	0- 2				
0- 0	0- 0	0- 0	NEUTRAL	0- 0	0- 0	0- 0				
0- 0	0- 0	0- 0	CONFERENCE	0- 0	0- 0	0- 0				
0- 0	0- 0	0- 0	HOME	0- 0	0- 0	0- 0				
0- 0	0- 0	0- 0	AWAY	0- 0	0- 0	0- 0				
0- 0	0- 0	0- 0	NEUTRAL	0- 0	0- 0	0- 0				

RPI 1-25				RPI 26-50				RPI 51-100				RPI 101+ Team's RPI: 222			
RPI	S	Opponent	Score	RPI	S	Opponent	Score	RPI	S	Opponent	Score	RPI	S	Opponent	Score
3	A	Louisville	37 86	50	H	Troy	51 90	65	A	UT Martin	51 78	104	H	Ohio	58 70
16	A	NC State	38 74					98	A	Liberty	71 54	108	A	Belmont	50 63
23	H	Purdue	34 66					100	A	South Dakota St.	56 71	127	H	Northern Colo.	42 59
												143	H	Austin Peay	49 50
												156	H	Hampton	55 84
												173	A	Cincinnati	53 72
												250	A	Eastern Ky.	65 71
LAST 10 Division I															
50	H	Troy	51 90	104	H	Ohio	58 70								
100	A	South Dakota St.	56 71	16	A	NC State	38 74								
65	A	UT Martin	51 78	143	H	Austin Peay	49 50								
250	A	Eastern Ky.	65 71	3	A	Louisville	37 86								
127	H	Northern Colo.	42 59	173	A	Cincinnati	53 72								

Non-Div I Games:

Chattanooga

■ Loss,
 ■ Non-Conf, S Site,
 ■ Home
 ■ Away
 N Neutral

Average RPI Win: 0				Average RPI Loss: 220													
WON-LOST		WINNING		LAST 10		STRENGTH OF		OPP. STRENGTH		TEAM		ADJ.		CONF.		ADJ CONF.	
RECORD		PCT. RANK		GAMES		SCHEDULE		OF SCHEDULE		RPI		RPI		RPI		RPI	
DIV. I ONLY		0- 15		344		0-10		291		325		347		347		32	
DIV. I NON-CONF.		0- 13		338		0-8		257		290		344		344		32	
TOTALS		RPI 1-25		RPI 26-50		W-L RECORDS		RPI 51-100		RPI 101-150		RPI 150+					
0- 15		0- 0		0- 1		OVERALL		0- 1		0- 3		0- 10					
0- 6		0- 0		0- 1		HOME		0- 1		0- 1		0- 3					
0- 8		0- 0		0- 0		AWAY		0- 0		0- 2		0- 6					
0- 1		0- 0		0- 0		NEUTRAL		0- 0		0- 0		0- 1					
0- 13		0- 0		0- 1		NON-CONFERENCE		0- 1		0- 3		0- 8					
0- 6		0- 0		0- 1		HOME		0- 1		0- 1		0- 3					
0- 6		0- 0		0- 0		AWAY		0- 0		0- 2		0- 4					
0- 1		0- 0		0- 0		NEUTRAL		0- 0		0- 0		0- 1					
0- 2		0- 0		0- 0		CONFERENCE		0- 0		0- 0		0- 2					
0- 0		0- 0		0- 0		HOME		0- 0		0- 0		0- 0					
0- 2		0- 0		0- 0		AWAY		0- 0		0- 0		0- 2					
0- 0		0- 0		0- 0		NEUTRAL		0- 0		0- 0		0- 0					

RPI 1-25				RPI 26-50				RPI 51-100				RPI 101+				Team's RPI: 347	
RPI	S	Opponent	Score	RPI	S	Opponent	Score	RPI	S	Opponent	Score	RPI	S	Opponent	Score		
				36	H	Arizona	50 82					118	A	UT Arlington	53 84		
												139	A	Illinois	66 96		
												142	H	Green Bay	46 102		
												154	A	Western Mich.	69 90		
												168	A	Valparaiso	49 95		
												229	H	Western Ill.	78 88		
												283	N	UC Santa Barbara	65 96		
												295	H	Oakland	70 98		
												300	A	Nevada	60 80		
												332	A	Evansville	42 76		
												334	H	UIC	61 73		
												336	A	Seattle U	51 80		
												343	A	Utah Valley	58 89		
LAST 10 Division I																	
				168	A	Valparaiso	49 95	336	A	Seattle U	51 80						
				332	A	Evansville	42 76	343	A	Utah Valley	58 89						
				154	A	Western Mich.	69 90	283	N	UC Santa Barbara	65 96						
				229	H	Western Ill.	78 88	300	A	Nevada	60 80						
				334	H	UIC	61 73	142	H	Green Bay	46 102						

Non-Div I Games:

Chicago St.

Loss, Non-Conf, S Site, H Home A Away N Neutral

Average RPI Win:	217	WON-LOST	WINNING	LAST 10	STRENGTH OF	OPP. STRENGTH	TEAM	ADJ.	CONF.	ADJ CONF.
Average RPI Loss:	60	RECORD	PCT. RANK	GAMES	SCHEDULE	OF SCHEDULE	RPI	RPI	RPI	RPI
DIV. I ONLY	9- 5	94	7-3	274	29	173	173	8	8	
DIV. I NON-CONF.	9- 4	84	7-2	288	33	172	172	8	8	
TOTALS	RPI 1-25	RPI 26-50	W-L RECORDS	RPI 51-100	RPI 101-150	RPI 150+				
9- 5	0- 2	0- 0	OVERALL	1- 2	0- 1	8- 0				
7- 2	0- 1	0- 0	HOME	1- 1	0- 0	6- 0				
2- 1	0- 0	0- 0	AWAY	0- 0	0- 1	2- 0				
0- 2	0- 1	0- 0	NEUTRAL	0- 1	0- 0	0- 0				
9- 4	0- 2	0- 0	NON-CONFERENCE	1- 2	0- 0	8- 0				
7- 2	0- 1	0- 0	HOME	1- 1	0- 0	6- 0				
2- 0	0- 0	0- 0	AWAY	0- 0	0- 0	2- 0				
0- 2	0- 1	0- 0	NEUTRAL	0- 1	0- 0	0- 0				
0- 1	0- 0	0- 0	CONFERENCE	0- 0	0- 1	0- 0				
0- 0	0- 0	0- 0	HOME	0- 0	0- 0	0- 0				
0- 1	0- 0	0- 0	AWAY	0- 0	0- 1	0- 0				
0- 0	0- 0	0- 0	NEUTRAL	0- 0	0- 0	0- 0				

RPI 1-25			RPI 26-50			RPI 51-100			RPI 101+			Team's RPI: 173
RPI	S	Opponent	Score	RPI	S	Opponent	Score	RPI	S	Opponent	Score	
14	N	Iowa	61 69					106	A	South Fla.	68 76	
24	H	Ohio St.	73 78					162	H	Miami (OH)	98 68	
								165	H	Utah	68 62	
								172	A	VCU	58 56	
								222	H	Chattanooga	72 53	
								248	A	Xavier	85 78	
								261	H	Alabama A&M	62 47	
								291	H	Pittsburgh	69 53	
								340	H	Coppin St.	86 40	
LAST 10 Division I												
291	H	Pittsburgh	69 53	106	A	South Fla.	68 76					
261	H	Alabama A&M	62 47	340	H	Coppin St.	86 40					
248	A	Xavier	85 78	83	N	Bucknell	48 56					
162	H	Miami (OH)	98 68	14	N	Iowa	61 69					
172	A	VCU	58 56	222	H	Chattanooga	72 53					

Non-Div I Games:

Cincinnati

Average RPI Win:	219	WON-LOST	WINNING	LAST 10	STRENGTH OF	OPP. STRENGTH	TEAM	ADJ.	CONF.	ADJ CONF.
Average RPI Loss:	78	RECORD	PCT. RANK	GAMES	SCHEDULE	OF SCHEDULE	RPI	RPI	RPI	RPI
DIV. I ONLY	5- 9	239	3-7	66	47	167	167	3	3	
DIV. I NON-CONF.	4- 7	225	2-5	157	92	221	221	2	2	
TOTALS	RPI 1-25	RPI 26-50	W-L RECORDS	RPI 51-100	RPI 101-150	RPI 150+				
5- 9	0- 5	0- 0	OVERALL	1- 2	1- 0	3- 2				
2- 6	0- 3	0- 0	HOME	1- 2	0- 0	1- 1				
2- 2	0- 1	0- 0	AWAY	0- 0	1- 0	1- 1				
1- 1	0- 1	0- 0	NEUTRAL	0- 0	0- 0	1- 0				
4- 7	0- 3	0- 0	NON-CONFERENCE	1- 2	0- 0	3- 2				
2- 4	0- 1	0- 0	HOME	1- 2	0- 0	1- 1				
1- 2	0- 1	0- 0	AWAY	0- 0	0- 0	1- 1				
1- 1	0- 1	0- 0	NEUTRAL	0- 0	0- 0	1- 0				
1- 2	0- 2	0- 0	CONFERENCE	0- 0	1- 0	0- 0				
0- 2	0- 2	0- 0	HOME	0- 0	0- 0	0- 0				
1- 0	0- 0	0- 0	AWAY	0- 0	1- 0	0- 0				
0- 0	0- 0	0- 0	NEUTRAL	0- 0	0- 0	0- 0				

RPI 1-25				RPI 26-50				RPI 51-100				RPI 101+				Team's RPI: 167
RPI	S	Opponent	Score	RPI	S	Opponent	Score	RPI	S	Opponent	Score	RPI	S	Opponent	Score	
3	H	Louisville	50 75					79	H	Alabama	54 67	101	A	Notre Dame	71 55	
4	H	South Carolina	48 84					85	H	Furman	77 71	203	A	Penn St.	55 68	
12	H	Florida St.	64 81					86	H	N.C. A&T	74 82	278	H	Navy	52 65	
14	A	Iowa	60 74									281	H	Alabama St.	76 43	
25	N	Maryland	44 63									310	A	Mercer	65 61	
												317	N	Alcorn	77 46	
LAST 10 Division I																
86	H	N.C. A&T	74 82	3	H	Louisville	50 75									
310	A	Mercer	65 61	101	A	Notre Dame	71 55									
12	H	Florida St.	64 81	25	N	Maryland	44 63									
14	A	Iowa	60 74	4	H	South Carolina	48 84									
317	N	Alcorn	77 46	203	A	Penn St.	55 68									

Non-Div I Games:

Clemson

■ Loss,
 ■ Non-Conf, S Site,
 ■ Home
 ■ Away
 N Neutral

Average RPI Win:	273	WON-LOST	WINNING	LAST 10	STRENGTH OF	OPP. STRENGTH	TEAM	ADJ.	CONF.	ADJ CONF.
Average RPI Loss:	121	RECORD	PCT. RANK	GAMES	SCHEDULE	OF SCHEDULE	RPI	RPI	RPI	RPI
DIV. I ONLY	10- 3	51	8-2	346	186	169	169	18	18	
DIV. I NON-CONF.	8- 1	28	6-0	349	177	153	153	17	17	
TOTALS	RPI 1-25	RPI 26-50	W-L RECORDS	RPI 51-100	RPI 101-150	RPI 150+				
10- 3	0- 0	0- 0	OVERALL	0- 1	0- 1	10- 1				
2- 1	0- 0	0- 0	HOME	0- 1	0- 0	2- 0				
8- 2	0- 0	0- 0	AWAY	0- 0	0- 1	8- 1				
0- 0	0- 0	0- 0	NEUTRAL	0- 0	0- 0	0- 0				
8- 1	0- 0	0- 0	NON-CONFERENCE	0- 0	0- 0	8- 1				
1- 0	0- 0	0- 0	HOME	0- 0	0- 0	1- 0				
7- 1	0- 0	0- 0	AWAY	0- 0	0- 0	7- 1				
0- 0	0- 0	0- 0	NEUTRAL	0- 0	0- 0	0- 0				
2- 2	0- 0	0- 0	CONFERENCE	0- 1	0- 1	2- 0				
1- 1	0- 0	0- 0	HOME	0- 1	0- 0	1- 0				
1- 1	0- 0	0- 0	AWAY	0- 0	0- 1	1- 0				
0- 0	0- 0	0- 0	NEUTRAL	0- 0	0- 0	0- 0				

RPI 1-25				RPI 26-50				RPI 51-100				RPI 101+				Team's RPI: 169	
RPI	S	Opponent	Score	RPI	S	Opponent	Score	RPI	S	Opponent	Score	RPI	S	Opponent	Score		
								76	H	IUPUI	53	78	128	A	Wright St.	62	78
													158	H	Akron	66	62
													159	A	Bowling Green	62	89
													216	A	Northern Ky.	73	68
													224	A	ETSU	62	54
													237	A	Delaware St.	57	49
													275	A	St. Bonaventure	65	62
													287	A	Omaha	79	66
													327	A	Hofstra	61	51
													328	A	Western Caro.	68	61
													334	H	UIC	84	44
													344	A	LIU Brooklyn	79	49
LAST 10 Division I																	
				76	H	IUPUI	53	78	216	A	Northern Ky.	73	68				
				334	H	UIC	84	44	128	A	Wright St.	62	78				
				287	A	Omaha	79	66	237	A	Delaware St.	57	49				
				224	A	ETSU	62	54	158	H	Akron	66	62				
				328	A	Western Caro.	68	61	275	A	St. Bonaventure	65	62				

Non-Div I Games: Davis & Elkins 110 41 Lake Erie 95 49

Cleveland St.

■ Loss,
 ■ Non-Conf, S Site,
 ■ Home
 ■ Away
 N Neutral

Average RPI Win: 236		WON-LOST	WINNING	LAST 10	STRENGTH OF	OPP. STRENGTH	TEAM	ADJ.	CONF.	ADJ CONF.
Average RPI Loss: 82		RECORD	PCT. RANK	GAMES	SCHEDULE	OF SCHEDULE	RPI	RPI	RPI	RPI
DIV. I ONLY		9- 2	37	8-2	317	146	129	129	23	23
DIV. I NON-CONF.		8- 1	28	7-1	341	140	144	144	22	22
TOTALS		RPI 1-25	RPI 26-50		W-L RECORDS		RPI 51-100	RPI 101-150	RPI 150+	
9- 2	0- 0	0- 1		OVERALL		1- 0	1- 1	7- 0		
4- 1	0- 0	0- 0		HOME		1- 0	0- 1	3- 0		
4- 1	0- 0	0- 1		AWAY		0- 0	0- 0	4- 0		
1- 0	0- 0	0- 0		NEUTRAL		0- 0	1- 0	0- 0		
8- 1	0- 0	0- 0		NON-CONFERENCE		1- 0	1- 1	6- 0		
4- 1	0- 0	0- 0		HOME		1- 0	0- 1	3- 0		
3- 0	0- 0	0- 0		AWAY		0- 0	0- 0	3- 0		
1- 0	0- 0	0- 0		NEUTRAL		0- 0	1- 0	0- 0		
1- 1	0- 0	0- 1		CONFERENCE		0- 0	0- 0	1- 0		
0- 0	0- 0	0- 0		HOME		0- 0	0- 0	0- 0		
1- 1	0- 0	0- 1		AWAY		0- 0	0- 0	1- 0		
0- 0	0- 0	0- 0		NEUTRAL		0- 0	0- 0	0- 0		

RPI 1-25				RPI 26-50				RPI 51-100				RPI 101+				Team's RPI: 129	
RPI	S	Opponent	Score	RPI	S	Opponent	Score	RPI	S	Opponent	Score	RPI	S	Opponent	Score		
				50	A	Troy	77 84					103	N	Elon	76 65		
												113	H	Richmond	67 79		
												161	H	George Mason	74 59		
												265	A	South Alabama	71 62		
												266	A	Wofford	78 73		
												277	H	Ark.-Pine Bluff	76 69		
												282	A	UNCW	62 43		
												328	A	Western Caro.	66 43		
												345	H	South Carolina St.	85 44		
LAST 10 Division I																	
				345	H	South Carolina St.	85 44					265	A	South Alabama	71 62		
				103	N	Elon	76 65					50	A	Troy	77 84		
				282	A	UNCW	62 43					328	A	Western Caro.	66 43		
				161	H	George Mason	74 59					266	A	Wofford	78 73		
				113	H	Richmond	67 79					99	H	UNC Greensboro	63 54		

Non-Div I Games:	UNC Pembroke	86	44	Wesleyan (GA)	132	32
------------------	--------------	----	----	---------------	-----	----

Coastal Caro.

Loss, Non-Conf, S Site, H Home A Away N Neutral

Average RPI Win:	270	WON-LOST	WINNING	LAST 10	STRENGTH OF	OPP. STRENGTH	TEAM	ADJ.	CONF.	ADJ CONF.
Average RPI Loss:	157	RECORD	PCT. RANK	GAMES	SCHEDULE	OF SCHEDULE	RPI	RPI	RPI	RPI
DIV. I ONLY	8- 4	82	8-2	344	234	236	236	15	15	
DIV. I NON-CONF.	6- 4	122	6-2	346	279	281	281	15	15	
TOTALS	RPI 1-25	RPI 26-50	W-L RECORDS	RPI 51-100	RPI 101-150	RPI 150+				
8- 4	0- 0	0- 0	OVERALL	1- 2	0- 0	7- 2				
4- 2	0- 0	0- 0	HOME	1- 1	0- 0	3- 1				
4- 2	0- 0	0- 0	AWAY	0- 1	0- 0	4- 1				
0- 0	0- 0	0- 0	NEUTRAL	0- 0	0- 0	0- 0				
6- 4	0- 0	0- 0	NON-CONFERENCE	0- 2	0- 0	6- 2				
2- 2	0- 0	0- 0	HOME	0- 1	0- 0	2- 1				
4- 2	0- 0	0- 0	AWAY	0- 1	0- 0	4- 1				
0- 0	0- 0	0- 0	NEUTRAL	0- 0	0- 0	0- 0				
2- 0	0- 0	0- 0	CONFERENCE	1- 0	0- 0	1- 0				
2- 0	0- 0	0- 0	HOME	1- 0	0- 0	1- 0				
0- 0	0- 0	0- 0	AWAY	0- 0	0- 0	0- 0				
0- 0	0- 0	0- 0	NEUTRAL	0- 0	0- 0	0- 0				

RPI 1-25				RPI 26-50				RPI 51-100				RPI 101+				Team's RPI: 236	
RPI	S	Opponent	Score	RPI	S	Opponent	Score	RPI	S	Opponent	Score	RPI	S	Opponent	Score		
								66	A	Wake Forest	50	106	161	H	George Mason	61	72
								71	H	Drexel	73	59	211	H	Delaware	84	73
								99	H	UNC Greensboro	56	69	257	A	Winthrop	84	73
													288	A	High Point	79	70
													303	A	Presbyterian	54	58
													314	H	N.C. Central	85	78
													328	H	Western Caro.	73	62
													342	A	Charleston So.	79	70
													345	A	South Carolina St.	76	55
LAST 10 Division I																	
				328	H	Western Caro.	73	62	211	H	Delaware	84	73				
				342	A	Charleston So.	79	70	71	H	Drexel	73	59				
				99	H	UNC Greensboro	56	69	345	A	South Carolina St.	76	55				
				257	A	Winthrop	84	73	314	H	N.C. Central	85	78				
				303	A	Presbyterian	54	58	288	A	High Point	79	70				

Non-Div I Games: Coker

82 57

Col. of Charleston

■ Loss,
 ■ Non-Conf,
 ■ S Site,
 ■ H Home
 ■ A Away
 N Neutral

Average RPI Win:	245	WON-LOST	WINNING	LAST 10	STRENGTH OF	OPP. STRENGTH	TEAM	ADJ.	CONF.	ADJ CONF.
Average RPI Loss:	87	RECORD	PCT. RANK	GAMES	SCHEDULE	OF SCHEDULE	RPI	RPI	RPI	RPI
DIV. I ONLY	9- 4	71	6-4	264	110	111	111	14	14	
DIV. I NON-CONF.	8- 3	68	5-3	238	119	82	82	13	13	
TOTALS	RPI 1-25	RPI 26-50	W-L RECORDS	RPI 51-100	RPI 101-150	RPI 150+				
9- 4	0- 1	0- 0	OVERALL	1- 2	1- 0	7- 1				
6- 0	0- 0	0- 0	HOME	1- 0	0- 0	5- 0				
3- 4	0- 1	0- 0	AWAY	0- 2	1- 0	2- 1				
0- 0	0- 0	0- 0	NEUTRAL	0- 0	0- 0	0- 0				
8- 3	0- 1	0- 0	NON-CONFERENCE	1- 2	1- 0	6- 0				
5- 0	0- 0	0- 0	HOME	1- 0	0- 0	4- 0				
3- 3	0- 1	0- 0	AWAY	0- 2	1- 0	2- 0				
0- 0	0- 0	0- 0	NEUTRAL	0- 0	0- 0	0- 0				
1- 1	0- 0	0- 0	CONFERENCE	0- 0	0- 0	1- 1				
1- 0	0- 0	0- 0	HOME	0- 0	0- 0	1- 0				
0- 1	0- 0	0- 0	AWAY	0- 0	0- 0	0- 1				
0- 0	0- 0	0- 0	NEUTRAL	0- 0	0- 0	0- 0				

RPI 1-25				RPI 26-50				RPI 51-100				RPI 101+ Team's RPI: 111			
RPI	S	Opponent	Score	RPI	S	Opponent	Score	RPI	S	Opponent	Score	RPI	S	Opponent	Score
21	A	Northwestern	44 73					58	H	Yale	70 67	145	A	Cornell	62 58
								72	A	Saint Louis	51 61	175	A	American	61 63
								79	A	Alabama	52 72	254	H	Niagara	85 72
												262	H	Wagner	74 58
												264	H	Army West Point	100 93
												268	H	UMass Lowell	73 51
												313	A	NJIT	79 52
												315	H	Siena	88 51
												330	A	Canisius	90 69
LAST 10 Division I															
262	H	Wagner	74 58	264	H	Army West Point	100 93								
79	A	Alabama	52 72	175	A	American	61 63								
315	H	Siena	88 51	72	A	Saint Louis	51 61								
254	H	Niagara	85 72	330	A	Canisius	90 69								
21	A	Northwestern	44 73	58	H	Yale	70 67								

Non-Div I Games:

Colgate

Average RPI Win:	199	WON-LOST	WINNING	LAST 10	STRENGTH OF	OPP. STRENGTH	TEAM	ADJ.	CONF.	ADJ CONF.
Average RPI Loss:	11	RECORD	PCT. RANK	GAMES	SCHEDULE	OF SCHEDULE	RPI	RPI	RPI	RPI
DIV. I ONLY	12- 2	26	8-2	121	81	28	28	1	1	
DIV. I NON-CONF.	11- 0	1	7-0	262	136	43	43	1	1	
TOTALS	RPI 1-25	RPI 26-50	W-L RECORDS	RPI 51-100	RPI 101-150	RPI 150+				
12- 2	0- 2	0- 0	OVERALL	1- 0	3- 0	8- 0				
6- 0	0- 0	0- 0	HOME	1- 0	1- 0	4- 0				
5- 2	0- 2	0- 0	AWAY	0- 0	1- 0	4- 0				
1- 0	0- 0	0- 0	NEUTRAL	0- 0	1- 0	0- 0				
11- 0	0- 0	0- 0	NON-CONFERENCE	1- 0	3- 0	7- 0				
6- 0	0- 0	0- 0	HOME	1- 0	1- 0	4- 0				
4- 0	0- 0	0- 0	AWAY	0- 0	1- 0	3- 0				
1- 0	0- 0	0- 0	NEUTRAL	0- 0	1- 0	0- 0				
1- 2	0- 2	0- 0	CONFERENCE	0- 0	0- 0	1- 0				
0- 0	0- 0	0- 0	HOME	0- 0	0- 0	0- 0				
1- 2	0- 2	0- 0	AWAY	0- 0	0- 0	1- 0				
0- 0	0- 0	0- 0	NEUTRAL	0- 0	0- 0	0- 0				

RPI 1-25				RPI 26-50		Team's RPI: 28		RPI 51-100				RPI 101+			
RPI	S	Opponent	Score	RPI	S	Opponent	Score	RPI	S	Opponent	Score	RPI	S	Opponent	Score
6	A	Oregon St.	60 72					78	H	Texas Southern	74 50	110	H	Wisconsin	74 57
15	A	Oregon	46 104									134	N	UAB	77 69
												144	A	Tulane	62 52
												165	A	Utah	80 70
												189	A	Wyoming	66 56
												214	H	Jacksonville	66 44
												238	A	Colorado St.	79 75
												248	A	Xavier	62 53
												271	H	Indiana St.	59 46
												286	H	Denver	96 70
												313	H	NJIT	80 57
LAST 10 Division I															
165	A	Utah	80 70	6	A	Oregon St.	60 72								
144	A	Tulane	62 52	15	A	Oregon	46 104								
134	N	UAB	77 69	78	H	Texas Southern	74 50								
286	H	Denver	96 70	271	H	Indiana St.	59 46								
248	A	Xavier	62 53	214	H	Jacksonville	66 44								

Non-Div I Games:

Colorado

■ Loss,
 ■ Non-Conf, S Site,
 ■ Home
 ■ Away
 N Neutral

Average RPI Win:	259	WON-LOST	WINNING	LAST 10	STRENGTH OF	OPP. STRENGTH	TEAM	ADJ.	CONF.	ADJ CONF.
Average RPI Loss:	144	RECORD	PCT. RANK	GAMES	SCHEDULE	OF SCHEDULE	RPI	RPI	RPI	RPI
DIV. I ONLY	6- 7	188	5-5	251	273	238	238	22	22	
DIV. I NON-CONF.	4- 5	195	3-3	286	245	270	270	25	25	
TOTALS	RPI 1-25	RPI 26-50	W-L RECORDS	RPI 51-100	RPI 101-150	RPI 150+				
6- 7	0- 0	0- 1	OVERALL	0- 2	1- 1	5- 3				
4- 3	0- 0	0- 1	HOME	0- 1	0- 0	4- 1				
2- 4	0- 0	0- 0	AWAY	0- 1	1- 1	1- 2				
0- 0	0- 0	0- 0	NEUTRAL	0- 0	0- 0	0- 0				
4- 5	0- 0	0- 1	NON-CONFERENCE	0- 1	1- 1	3- 2				
3- 2	0- 0	0- 1	HOME	0- 0	0- 0	3- 1				
1- 3	0- 0	0- 0	AWAY	0- 1	1- 1	0- 1				
0- 0	0- 0	0- 0	NEUTRAL	0- 0	0- 0	0- 0				
2- 2	0- 0	0- 0	CONFERENCE	0- 1	0- 0	2- 1				
1- 1	0- 0	0- 0	HOME	0- 1	0- 0	1- 0				
1- 1	0- 0	0- 0	AWAY	0- 0	0- 0	1- 1				
0- 0	0- 0	0- 0	NEUTRAL	0- 0	0- 0	0- 0				

RPI S	Opponent	Score	RPI S	Opponent	Score	RPI S	Opponent	Score	RPI S	Opponent	Score	Team's RPI: 238
28	H Colorado	75 79	80	H Boise St.	69 72	126	A Idaho	54 61	127	A Northern Colo.	75 58	
			96	A Tennessee	41 79	164	H Northern Ill.	75 80	189	A Wyoming	56 49	
						217	A Tulsa	55 61	241	H UC Riverside	52 40	
						299	A San Diego St.	49 59	300	H Nevada	75 70	
						346	H Mississippi Val.	65 46	349	H Incarnate Word	75 47	
LAST 10 Division I												
217	A Tulsa	55 61	189	A Wyoming	56 49							
346	H Mississippi Val.	65 46	300	H Nevada	75 70							
96	A Tennessee	41 79	241	H UC Riverside	52 40							
80	H Boise St.	69 72	349	H Incarnate Word	75 47							
299	A San Diego St.	49 59	28	H Colorado	75 79							

Non-Div I Games: Western St. 56 47 Chadron St. 102 51

Colorado St.

Loss, Non-Conf, S Site, H Home A Away N Neutral

Average RPI Win: 229		WON-LOST	WINNING	LAST 10	STRENGTH OF	OPP. STRENGTH	TEAM	ADJ.	CONF.	ADJ CONF.
Average RPI Loss: 137		RECORD	PCT. RANK	GAMES	SCHEDULE	OF SCHEDULE	RPI	RPI	RPI	RPI
DIV. I ONLY		9- 4	71	8-2	293	179	149	149	9	9
DIV. I NON-CONF.		9- 4	84	8-2	294	186	149	149	9	9
TOTALS		RPI 1-25	RPI 26-50		W-L RECORDS		RPI 51-100	RPI 101-150	RPI 150+	
9- 4	0- 0	0- 0		OVERALL		0- 2	3- 1	6- 1		
6- 1	0- 0	0- 0		HOME		0- 0	2- 1	4- 0		
3- 3	0- 0	0- 0		AWAY		0- 2	1- 0	2- 1		
0- 0	0- 0	0- 0		NEUTRAL		0- 0	0- 0	0- 0		
9- 4	0- 0	0- 0		NON-CONFERENCE		0- 2	3- 1	6- 1		
6- 1	0- 0	0- 0		HOME		0- 0	2- 1	4- 0		
3- 3	0- 0	0- 0		AWAY		0- 2	1- 0	2- 1		
0- 0	0- 0	0- 0		NEUTRAL		0- 0	0- 0	0- 0		
0- 0	0- 0	0- 0		CONFERENCE		0- 0	0- 0	0- 0		
0- 0	0- 0	0- 0		HOME		0- 0	0- 0	0- 0		
0- 0	0- 0	0- 0		AWAY		0- 0	0- 0	0- 0		
0- 0	0- 0	0- 0		NEUTRAL		0- 0	0- 0	0- 0		

RPI 1-25				RPI 26-50				RPI 51-100				RPI 101+				Team's RPI: 149	
RPI	S	Opponent	Score	RPI	S	Opponent	Score	RPI	S	Opponent	Score	RPI	S	Opponent	Score		
								59	A	Buffalo	75 82	120	H	Davidson	63 60		
								63	A	Vanderbilt	51 72	121	H	Saint Joseph's	57 71		
												124	H	Fordham	70 51		
												146	A	Robert Morris	61 59		
												210	H	Georgetown	54 49		
												239	H	Milwaukee	74 46		
												264	A	Army West Point	71 62		
												304	A	Albany (NY)	78 82		
												310	H	Mercer	77 48		
												313	H	NJIT	99 43		
												338	A	Tennessee St.	75 65		
LAST 10 Division I																	
				63	A	Vanderbilt	51 72	310	H	Mercer	77 48						
				313	H	NJIT	99 43	338	A	Tennessee St.	75 65						
				120	H	Davidson	63 60	264	A	Army West Point	71 62						
				210	H	Georgetown	54 49	146	A	Robert Morris	61 59						
				239	H	Milwaukee	74 46	59	A	Buffalo	75 82						

Non-Div I Games:

Columbia

Loss, Non-Conf, S Site, H Home A Away N Neutral

Average RPI Win:	0	WON-LOST	WINNING	LAST 10	STRENGTH OF	OPP. STRENGTH	TEAM	ADJ.	CONF.	ADJ CONF.
Average RPI Loss:	182	RECORD	PCT. RANK	GAMES	SCHEDULE	OF SCHEDULE	RPI	RPI	RPI	RPI
DIV. I ONLY	0- 14	344	0-10	227	279	340	340	31	31	
DIV. I NON-CONF.	0- 12	338	0-8	180	257	332	332	31	31	
TOTALS	RPI 1-25	RPI 26-50	W-L RECORDS	RPI 51-100	RPI 101-150	RPI 150+				
0- 14	0- 0	0- 3	OVERALL	0- 1	0- 2	0- 8				
0- 4	0- 0	0- 0	HOME	0- 0	0- 0	0- 4				
0- 10	0- 0	0- 3	AWAY	0- 1	0- 2	0- 4				
0- 0	0- 0	0- 0	NEUTRAL	0- 0	0- 0	0- 0				
0- 12	0- 0	0- 3	NON-CONFERENCE	0- 1	0- 2	0- 6				
0- 2	0- 0	0- 0	HOME	0- 0	0- 0	0- 2				
0- 10	0- 0	0- 3	AWAY	0- 1	0- 2	0- 4				
0- 0	0- 0	0- 0	NEUTRAL	0- 0	0- 0	0- 0				
0- 2	0- 0	0- 0	CONFERENCE	0- 0	0- 0	0- 2				
0- 2	0- 0	0- 0	HOME	0- 0	0- 0	0- 2				
0- 0	0- 0	0- 0	AWAY	0- 0	0- 0	0- 0				
0- 0	0- 0	0- 0	NEUTRAL	0- 0	0- 0	0- 0				

RPI 1-25				RPI 26-50				RPI 51-100				RPI 101+				Team's RPI: 340	
RPI	S	Opponent	Score	RPI	S	Opponent	Score	RPI	S	Opponent	Score	RPI	S	Opponent	Score		
				35	A	West Virginia	47 82	100	A	South Dakota St.	41 94	125	A	Dayton	48 78		
				38	A	South Dakota	44 82					131	A	George Washington	35 54		
				40	A	Rutgers	33 107					173	A	Cincinnati	40 86		
												186	H	Norfolk St.	48 85		
												195	A	La Salle	46 79		
												254	H	Niagara	67 82		
												296	A	Marshall	47 60		
												308	A	UMBC	48 71		
												326	H	Saint Peter's	57 82		
												345	H	South Carolina St.	60 71		
LAST 10 Division I																	
				125	A	Dayton	48 78	186	H	Norfolk St.	48 85						
				173	A	Cincinnati	40 86	345	H	South Carolina St.	60 71						
				254	H	Niagara	67 82	131	A	George Washington	35 54						
				38	A	South Dakota	44 82	195	A	La Salle	46 79						
				100	A	South Dakota St.	41 94	35	A	West Virginia	47 82						

Non-Div I Games:

Coppin St.

■ Loss,
 ■ Non-Conf,
 ■ S Site,
 ■ H Home
 ■ A Away
 N Neutral

Average RPI Win:	268	WON-LOST	WINNING	LAST 10	STRENGTH OF	OPP. STRENGTH	TEAM	ADJ.	CONF.	ADJ CONF.
Average RPI Loss:	84	RECORD	PCT. RANK	GAMES	SCHEDULE	OF SCHEDULE	RPI	RPI	RPI	RPI
DIV. I ONLY	7- 5	122	6-4	188	213	145	145	9	9	
DIV. I NON-CONF.	7- 5	130	6-4	189	214	143	143	9	9	
TOTALS	RPI 1-25	RPI 26-50	W-L RECORDS	RPI 51-100	RPI 101-150	RPI 150+				
7- 5	0- 1	0- 1	OVERALL	0- 0	0- 2	7- 1				
3- 3	0- 0	0- 0	HOME	0- 0	0- 2	3- 1				
4- 2	0- 1	0- 1	AWAY	0- 0	0- 0	4- 0				
0- 0	0- 0	0- 0	NEUTRAL	0- 0	0- 0	0- 0				
7- 5	0- 1	0- 1	NON-CONFERENCE	0- 0	0- 2	7- 1				
3- 3	0- 0	0- 0	HOME	0- 0	0- 2	3- 1				
4- 2	0- 1	0- 1	AWAY	0- 0	0- 0	4- 0				
0- 0	0- 0	0- 0	NEUTRAL	0- 0	0- 0	0- 0				
0- 0	0- 0	0- 0	CONFERENCE	0- 0	0- 0	0- 0				
0- 0	0- 0	0- 0	HOME	0- 0	0- 0	0- 0				
0- 0	0- 0	0- 0	AWAY	0- 0	0- 0	0- 0				
0- 0	0- 0	0- 0	NEUTRAL	0- 0	0- 0	0- 0				

RPI 1-25				RPI 26-50				RPI 51-100				RPI 101+ Team's RPI: 145			
RPI	S	Opponent	Score	RPI	S	Opponent	Score	RPI	S	Opponent	Score	RPI	S	Opponent	Score
20	A	TCU	49 59	35	A	West Virginia	62 68					102	H	Duquesne	62 72
												111	H	Colgate	58 62
												153	H	Binghamton	56 59
												224	H	ETSU	71 43
												237	A	Delaware St.	77 51
												254	H	Niagara	82 59
												268	A	UMass Lowell	70 56
												275	A	St. Bonaventure	70 42
												304	A	Albany (NY)	71 51
												313	H	NJIT	68 44
LAST 10 Division I															
275	A	St. Bonaventure	70 42	224	H	ETSU	71 43								
102	H	Duquesne	62 72	35	A	West Virginia	62 68								
153	H	Binghamton	56 59	254	H	Niagara	82 59								
268	A	UMass Lowell	70 56	313	H	NJIT	68 44								
237	A	Delaware St.	77 51	111	H	Colgate	58 62								

Non-Div I Games:

Cornell

■ Loss,
 ■ Non-Conf, S Site,
 ■ Home
 ■ Away
 N Neutral

Creighton

Through Games Of Jan. 7, 2020

Average RPI Win:	123	WON-LOST	WINNING	LAST 10	STRENGTH OF	OPP. STRENGTH	TEAM	ADJ.	CONF.	ADJ CONF.
Average RPI Loss:	32	RECORD	PCT. RANK	GAMES	SCHEDULE	OF SCHEDULE	RPI	RPI	RPI	RPI
DIV. I ONLY	11- 4	62	7-3	10	48	17	17	6	6	
DIV. I NON-CONF.	8- 3	68	4-2	11	85	11	11	6	6	
TOTALS	RPI 1-25	RPI 26-50	W-L RECORDS	RPI 51-100	RPI 101-150	RPI 150+				
11- 4	0- 1	3- 2	OVERALL	4- 1	0- 0	4- 0				
5- 1	0- 1	2- 0	HOME	1- 0	0- 0	2- 0				
4- 3	0- 0	0- 2	AWAY	2- 1	0- 0	2- 0				
2- 0	0- 0	1- 0	NEUTRAL	1- 0	0- 0	0- 0				
8- 3	0- 0	2- 2	NON-CONFERENCE	3- 1	0- 0	3- 0				
4- 0	0- 0	1- 0	HOME	1- 0	0- 0	2- 0				
2- 3	0- 0	0- 2	AWAY	1- 1	0- 0	1- 0				
2- 0	0- 0	1- 0	NEUTRAL	1- 0	0- 0	0- 0				
3- 1	0- 1	1- 0	CONFERENCE	1- 0	0- 0	1- 0				
1- 1	0- 1	1- 0	HOME	0- 0	0- 0	0- 0				
2- 0	0- 0	0- 0	AWAY	1- 0	0- 0	1- 0				
0- 0	0- 0	0- 0	NEUTRAL	0- 0	0- 0	0- 0				

RPI	S	Opponent	Score	RPI	S	Opponent	Score	RPI	S	Opponent	Score	RPI	S	Opponent	Score
9	H	DePaul	71 74	27	A	Drake	53 63	52	A	Arizona St.	55 70	155	H	Wichita St.	56 46
				34	H	Marquette	72 62	53	A	Villanova	58 42	210	A	Georgetown	65 56
				35	N	West Virginia	82 75	61	N	Temple	69 59	287	A	Omaha	67 54
				38	A	South Dakota	65 72	68	A	Nebraska	79 74	306	H	North Dakota St.	70 59
				45	H	UNI	57 54	100	H	South Dakota St.	61 48				
LAST 10 Division I															
				53	A	Villanova	58 42	9	H	DePaul	71 74				
				210	A	Georgetown	65 56	34	H	Marquette	72 62				
				52	A	Arizona St.	55 70	38	A	South Dakota	65 72				
				155	H	Wichita St.	56 46	61	N	Temple	69 59				
				45	H	UNI	57 54	35	N	West Virginia	82 75				

Non-Div I Games:

Creighton

Loss, Non-Conf, S Site, H Home A Away N Neutral

Average RPI Win:	265	WON-LOST	WINNING	LAST 10	STRENGTH OF	OPP. STRENGTH	TEAM	ADJ.	CONF.	ADJ CONF.
Average RPI Loss:	165	RECORD	PCT. RANK	GAMES	SCHEDULE	OF SCHEDULE	RPI	RPI	RPI	RPI
DIV. I ONLY	6- 7	188	3-7	223	260	199	199	9	9	
DIV. I NON-CONF.	6- 7	182	3-7	223	267	196	196	9	9	
TOTALS	RPI 1-25	RPI 26-50	W-L RECORDS	RPI 51-100	RPI 101-150	RPI 150+				
6- 7	0- 1	0- 0	OVERALL	0- 2	0- 0	6- 4				
4- 1	0- 0	0- 0	HOME	0- 0	0- 0	4- 1				
2- 6	0- 1	0- 0	AWAY	0- 2	0- 0	2- 3				
0- 0	0- 0	0- 0	NEUTRAL	0- 0	0- 0	0- 0				
6- 7	0- 1	0- 0	NON-CONFERENCE	0- 2	0- 0	6- 4				
4- 1	0- 0	0- 0	HOME	0- 0	0- 0	4- 1				
2- 6	0- 1	0- 0	AWAY	0- 2	0- 0	2- 3				
0- 0	0- 0	0- 0	NEUTRAL	0- 0	0- 0	0- 0				
0- 0	0- 0	0- 0	CONFERENCE	0- 0	0- 0	0- 0				
0- 0	0- 0	0- 0	HOME	0- 0	0- 0	0- 0				
0- 0	0- 0	0- 0	AWAY	0- 0	0- 0	0- 0				
0- 0	0- 0	0- 0	NEUTRAL	0- 0	0- 0	0- 0				

RPI 1-25				RPI 26-50				RPI 51-100				RPI 101+ Team's RPI: 199			
RPI	S	Opponent	Score	RPI	S	Opponent	Score	RPI	S	Opponent	Score	RPI	S	Opponent	Score
21	A	Northwestern	37 79					59	A	Buffalo	49 73	193	H	Merrimack	57 52
								95	A	Loyola Chicago	40 61	204	A	Boston U.	56 74
												235	A	Manhattan	58 70
												251	H	Maine	57 41
												267	A	Loyola Maryland	56 72
												268	A	UMass Lowell	62 51
												270	A	Fairfield	52 51
												276	H	Texas St.	51 61
												292	H	Vermont	72 55
												316	H	New Hampshire	66 47
LAST 10 Division I															
204	A	Boston U.	56 74	267	A	Loyola Maryland	56 72								
316	H	New Hampshire	66 47	59	A	Buffalo	49 73								
276	H	Texas St.	51 61	21	A	Northwestern	37 79								
268	A	UMass Lowell	62 51	95	A	Loyola Chicago	40 61								
251	H	Maine	57 41	235	A	Manhattan	58 70								

Non-Div I Games:

Dartmouth

Average RPI Win:	230	WON-LOST	WINNING	LAST 10	STRENGTH OF	OPP. STRENGTH	TEAM	ADJ.	CONF.	ADJ CONF.
Average RPI Loss:	77	RECORD	PCT. RANK	GAMES	SCHEDULE	OF SCHEDULE	RPI	RPI	RPI	RPI
DIV. I ONLY	7- 6	151	5-5	217	56	120	120	12	12	
DIV. I NON-CONF.	6- 6	163	4-5	229	58	142	142	11	11	
TOTALS	RPI 1-25	RPI 26-50	W-L RECORDS	RPI 51-100	RPI 101-150	RPI 150+				
7- 6	0- 1	0- 2	OVERALL	1- 1	0- 2	6- 0				
2- 1	0- 0	0- 1	HOME	0- 0	0- 0	2- 0				
4- 5	0- 1	0- 1	AWAY	1- 1	0- 2	3- 0				
1- 0	0- 0	0- 0	NEUTRAL	0- 0	0- 0	1- 0				
6- 6	0- 1	0- 2	NON-CONFERENCE	0- 1	0- 2	6- 0				
2- 1	0- 0	0- 1	HOME	0- 0	0- 0	2- 0				
3- 5	0- 1	0- 1	AWAY	0- 1	0- 2	3- 0				
1- 0	0- 0	0- 0	NEUTRAL	0- 0	0- 0	1- 0				
1- 0	0- 0	0- 0	CONFERENCE	1- 0	0- 0	0- 0				
0- 0	0- 0	0- 0	HOME	0- 0	0- 0	0- 0				
1- 0	0- 0	0- 0	AWAY	1- 0	0- 0	0- 0				
0- 0	0- 0	0- 0	NEUTRAL	0- 0	0- 0	0- 0				

RPI 1-25				RPI 26-50				RPI 51-100				RPI 101+ Team's RPI: 120			
RPI	S	Opponent	Score	RPI	S	Opponent	Score	RPI	S	Opponent	Score	RPI	S	Opponent	Score
18	A	Virginia Tech	68 88	37	A	Duke	52 82	71	A	Drexel	63 74	141	A	Florida	50 55
				46	H	Charlotte	64 75	72	A	Saint Louis	65 58	149	A	Columbia	60 63
												210	H	Georgetown	66 52
												224	A	ETSU	75 60
												240	A	UMKC	74 64
												245	N	UC Irvine	78 72
												288	A	High Point	73 63
												328	H	Western Caro.	101 51
LAST 10 Division I															
				46	H	Charlotte	64 75	72	A	Saint Louis	65 58				
				149	A	Columbia	60 63	141	A	Florida	50 55				
				288	A	High Point	73 63	18	A	Virginia Tech	68 88				
				224	A	ETSU	75 60	328	H	Western Caro.	101 51				
				37	A	Duke	52 82	240	A	UMKC	74 64				

Non-Div I Games: Newberry 75 46

Davidson

■ Loss,
 ■ Non-Conf,
 ■ S Site,
 ■ H Home
 ■ A Away
 N Neutral

Average RPI Win:	245	WON-LOST	WINNING	LAST 10	STRENGTH OF	OPP. STRENGTH	TEAM	ADJ.	CONF.	ADJ CONF.
Average RPI Loss:	42	RECORD	PCT. RANK	GAMES	SCHEDULE	OF SCHEDULE	RPI	RPI	RPI	RPI
DIV. I ONLY	8- 7	163	5-5	137	40	125	125	12	12	
DIV. I NON-CONF.	7- 7	163	4-5	137	36	139	139	11	11	
TOTALS	RPI 1-25	RPI 26-50	W-L RECORDS	RPI 51-100	RPI 101-150	RPI 150+				
8- 7	0- 3	0- 1	OVERALL	0- 2	0- 1	8- 0				
3- 2	0- 2	0- 0	HOME	0- 0	0- 0	3- 0				
3- 2	0- 0	0- 1	AWAY	0- 1	0- 0	3- 0				
2- 3	0- 1	0- 0	NEUTRAL	0- 1	0- 1	2- 0				
7- 7	0- 3	0- 1	NON-CONFERENCE	0- 2	0- 1	7- 0				
3- 2	0- 2	0- 0	HOME	0- 0	0- 0	3- 0				
2- 2	0- 0	0- 1	AWAY	0- 1	0- 0	2- 0				
2- 3	0- 1	0- 0	NEUTRAL	0- 1	0- 1	2- 0				
1- 0	0- 0	0- 0	CONFERENCE	0- 0	0- 0	1- 0				
0- 0	0- 0	0- 0	HOME	0- 0	0- 0	0- 0				
1- 0	0- 0	0- 0	AWAY	0- 0	0- 0	1- 0				
0- 0	0- 0	0- 0	NEUTRAL	0- 0	0- 0	0- 0				

RPI	S	Opponent	Score	RPI	S	Opponent	Score	RPI	S	Opponent	Score	RPI	S	Opponent	Score	Team's RPI: 125
1	H	UConn	37 75	41	A	Central Mich.	80 81	59	A	Buffalo	59 67	116	N	Auburn	74 76	
4	H	South Carolina	49 75					66	N	Wake Forest	59 78	195	A	La Salle	98 58	
8	N	Gonzaga	65 76									196	A	Northeastern	71 60	
												205	A	Toledo	60 42	
												233	N	East Carolina	94 68	
												251	N	Maine	78 49	
												259	H	Lipscomb	82 60	
												284	H	Morehead St.	58 41	
												340	H	Coppin St.	78 48	
LAST 10 Division I																
233	N	East Carolina	94 68	195	A	La Salle	98 58	340	H	Coppin St.	78 48	116	N	Auburn	74 76	
66	N	Wake Forest	59 78	59	A	Buffalo	59 67	8	N	Gonzaga	65 76	1	H	UConn	37 75	
59	A	Buffalo	59 67													
284	H	Morehead St.	58 41													
251	N	Maine	78 49													

Non-Div I Games:

Dayton

■ Loss,
 ■ Non-Conf,
 ■ S Site,
 ■ H Home
 ■ A Away
 N Neutral

Average RPI Win:	117	WON-LOST	WINNING	LAST 10	STRENGTH OF	OPP. STRENGTH	TEAM	ADJ.	CONF.	ADJ CONF.
Average RPI Loss:	4	RECORD	PCT. RANK	GAMES	SCHEDULE	OF SCHEDULE	RPI	RPI	RPI	RPI
DIV. I ONLY	13- 2	22	9-1	17	6	9	9	6	6	
DIV. I NON-CONF.	10- 2	31	6-1	35	9	14	14	6	6	
TOTALS	RPI 1-25	RPI 26-50	W-L RECORDS	RPI 51-100	RPI 101-150	RPI 150+				
13- 2	2- 2	2- 0	OVERALL	2- 0	3- 0	4- 0				
7- 1	0- 1	2- 0	HOME	1- 0	0- 0	4- 0				
6- 1	2- 1	0- 0	AWAY	1- 0	3- 0	0- 0				
0- 0	0- 0	0- 0	NEUTRAL	0- 0	0- 0	0- 0				
10- 2	1- 2	1- 0	NON-CONFERENCE	2- 0	2- 0	4- 0				
6- 1	0- 1	1- 0	HOME	1- 0	0- 0	4- 0				
4- 1	1- 1	0- 0	AWAY	1- 0	2- 0	0- 0				
0- 0	0- 0	0- 0	NEUTRAL	0- 0	0- 0	0- 0				
3- 0	1- 0	1- 0	CONFERENCE	0- 0	1- 0	0- 0				
1- 0	0- 0	1- 0	HOME	0- 0	0- 0	0- 0				
2- 0	1- 0	0- 0	AWAY	0- 0	1- 0	0- 0				
0- 0	0- 0	0- 0	NEUTRAL	0- 0	0- 0	0- 0				

RPI	S	Opponent	Score	RPI	S	Opponent	Score	RPI	S	Opponent	Score	RPI	S	Opponent	Score
1	H	UConn	74 84	29	H	Miami (FL)	89 83	71	H	Drexel	81 57	101	A	Notre Dame	105 94
6	A	Oregon St.	77 98	34	H	Marquette	89 71	95	A	Loyola Chicago	83 76	119	A	Providence	80 67
17	A	Creighton	74 71									142	A	Green Bay	76 65
21	A	Northwestern	70 68									162	H	Miami (OH)	98 79
												208	H	Arkansas St.	109 64
												239	H	Milwaukee	94 65
												281	H	Alabama St.	105 76
LAST 10 Division I															
34	H	Marquette	89 71	17	A	Creighton	74 71								
95	A	Loyola Chicago	83 76	119	A	Providence	80 67								
1	H	UConn	74 84	142	A	Green Bay	76 65								
281	H	Alabama St.	105 76	21	A	Northwestern	70 68								
101	A	Notre Dame	105 94	239	H	Milwaukee	94 65								

Non-Div I Games:

DePaul

■ Loss,
■ Non-Conf, S Site,
■ Home
■ Away
N Neutral

Delaware

Through Games Of Jan. 7, 2020

Average RPI Win:	157	WON-LOST	WINNING	LAST 10	STRENGTH OF	OPP. STRENGTH	TEAM	ADJ.	CONF.	ADJ CONF.
Average RPI Loss:	163	RECORD	PCT. RANK	GAMES	SCHEDULE	OF SCHEDULE	RPI	RPI	RPI	RPI
DIV. I ONLY	4- 9	260	4-6	150	151	211	211	15	15	
DIV. I NON-CONF.	4- 7	225	4-4	123	107	177	177	15	15	
TOTALS	RPI 1-25	RPI 26-50	W-L RECORDS	RPI 51-100	RPI 101-150	RPI 150+				
4- 9	0- 1	0- 1	OVERALL	1- 1	1- 1	2- 5				
1- 3	0- 0	0- 0	HOME	0- 0	0- 1	1- 2				
2- 6	0- 1	0- 1	AWAY	0- 1	1- 0	1- 3				
1- 0	0- 0	0- 0	NEUTRAL	1- 0	0- 0	0- 0				
4- 7	0- 1	0- 1	NON-CONFERENCE	1- 1	1- 1	2- 3				
1- 3	0- 0	0- 0	HOME	0- 0	0- 1	1- 2				
2- 4	0- 1	0- 1	AWAY	0- 1	1- 0	1- 1				
1- 0	0- 0	0- 0	NEUTRAL	1- 0	0- 0	0- 0				
0- 2	0- 0	0- 0	CONFERENCE	0- 0	0- 0	0- 2				
0- 0	0- 0	0- 0	HOME	0- 0	0- 0	0- 0				
0- 2	0- 0	0- 0	AWAY	0- 0	0- 0	0- 2				
0- 0	0- 0	0- 0	NEUTRAL	0- 0	0- 0	0- 0				

RPI	S	Opponent	Score	RPI	S	Opponent	Score	RPI	S	Opponent	Score	RPI	S	Opponent	Score	Team's RPI: 211
25	A	Maryland	55 99	46	A	Charlotte	57 61	56	A	UCF	49 75	131	H	George Washington	49 63	
								96	N	Santa Clara	81 80	146	A	Robert Morris	73 62	
												161	H	George Mason	63 44	
												200	A	Gardner-Webb	65 67	
												223	A	Cal St. Fullerton	72 55	
												236	A	Col. of Charleston	73 84	
												237	H	Delaware St.	64 67	
												251	H	Maine	56 69	
												282	A	UNCW	65 71	
LAST 10 Division I																
161	H	George Mason	63 44	236	A	Col. of Charleston	73 84									
46	A	Charlotte	57 61	282	A	UNCW	65 71									
200	A	Gardner-Webb	65 67	96	N	Santa Clara	81 80									
146	A	Robert Morris	73 62	223	A	Cal St. Fullerton	72 55									
131	H	George Washington	49 63	56	A	UCF	49 75									

Non-Div I Games:

Delaware

Loss, Non-Conf, S Site, H Home A Away N Neutral

Average RPI Win:	278	WON-LOST	WINNING	LAST 10	STRENGTH OF	OPP. STRENGTH	TEAM	ADJ.	CONF.	ADJ CONF.
Average RPI Loss:	132	RECORD	PCT. RANK	GAMES	SCHEDULE	OF SCHEDULE	RPI	RPI	RPI	RPI
DIV. I ONLY	3- 9	281	2-8	41	345	237	237	31	31	
DIV. I NON-CONF.	2- 9	304	1-8	20	345	232	232	31	31	
TOTALS	RPI 1-25	RPI 26-50	W-L RECORDS	RPI 51-100	RPI 101-150	RPI 150+				
3- 9	0- 0	0- 1	OVERALL	0- 2	0- 3	3- 3				
2- 6	0- 0	0- 0	HOME	0- 1	0- 3	2- 2				
1- 3	0- 0	0- 1	AWAY	0- 1	0- 0	1- 1				
0- 0	0- 0	0- 0	NEUTRAL	0- 0	0- 0	0- 0				
2- 9	0- 0	0- 1	NON-CONFERENCE	0- 2	0- 3	2- 3				
1- 6	0- 0	0- 0	HOME	0- 1	0- 3	1- 2				
1- 3	0- 0	0- 1	AWAY	0- 1	0- 0	1- 1				
0- 0	0- 0	0- 0	NEUTRAL	0- 0	0- 0	0- 0				
1- 0	0- 0	0- 0	CONFERENCE	0- 0	0- 0	1- 0				
1- 0	0- 0	0- 0	HOME	0- 0	0- 0	1- 0				
0- 0	0- 0	0- 0	AWAY	0- 0	0- 0	0- 0				
0- 0	0- 0	0- 0	NEUTRAL	0- 0	0- 0	0- 0				

RPI S	Opponent	Score	RPI S	Opponent	Score	RPI S	Opponent	Score	RPI S	Opponent	Score	Team's RPI: 237
30	A James Madison	64 83	90	H Lehigh	38 68	130	H William & Mary	52 73	132	H Rider	69 71	
			93	A Boston College	69 109	145	H Cornell	51 77	153	H Binghamton	66 75	
						169	H Cleveland St.	49 57	211	A Delaware	67 64	
						243	A Longwood	62 78	298	H Morgan St.	69 61	
						326	H Saint Peter's	89 66				
LAST 10 Division I												
93	A Boston College	69 109	298	H Morgan St.	69 61							
30	A James Madison	64 83	132	H Rider	69 71							
243	A Longwood	62 78	130	H William & Mary	52 73							
326	H Saint Peter's	89 66	145	H Cornell	51 77							
169	H Cleveland St.	49 57	153	H Binghamton	66 75							

Non-Div I Games: Post 67 41 Georgian Court 69 48

Delaware St.

Denver

Average RPI Win: 226	WON-LOST	WINNING	LAST 10	STRENGTH OF	OPP. STRENGTH	TEAM	ADJ.	CONF.	ADJ CONF.
Average RPI Loss: 166	RECORD	PCT. RANK	GAMES	SCHEDULE	OF SCHEDULE	RPI	RPI	RPI	RPI
DIV. I ONLY	6- 9	224	3-7	234	229	286	286	17	17
DIV. I NON-CONF.	5- 7	205	2-5	263	223	300	300	18	18

TOTALS	RPI 1-25	RPI 26-50	W-L RECORDS	RPI 51-100	RPI 101-150	RPI 150+
6- 9	0- 0	0- 2	OVERALL	0- 0	1- 1	5- 6
6- 3	0- 0	0- 0	HOME	0- 0	1- 1	5- 2
0- 4	0- 0	0- 2	AWAY	0- 0	0- 0	0- 2
0- 2	0- 0	0- 0	NEUTRAL	0- 0	0- 0	0- 2
5- 7	0- 0	0- 1	NON-CONFERENCE	0- 0	1- 0	4- 6
5- 2	0- 0	0- 0	HOME	0- 0	1- 0	4- 2
0- 3	0- 0	0- 1	AWAY	0- 0	0- 0	0- 2
0- 2	0- 0	0- 0	NEUTRAL	0- 0	0- 0	0- 2
1- 2	0- 0	0- 1	CONFERENCE	0- 0	0- 1	1- 0
1- 1	0- 0	0- 0	HOME	0- 0	0- 1	1- 0
0- 1	0- 0	0- 1	AWAY	0- 0	0- 0	0- 0
0- 0	0- 0	0- 0	NEUTRAL	0- 0	0- 0	0- 0

RPI S	Opponent	Score	RPI S	Opponent	Score	RPI S	Opponent	Score	RPI S	Opponent	Score
			28	A Colorado	70 96				127	H Northern Colo.	74 55
			38	A South Dakota	61 104				140	H North Dakota	82 90
									154	N Western Mich.	70 79
									158	N Akron	72 88
									163	H Southern Utah	81 73
									174	A Lamar University	59 71
									189	H Wyoming	71 57
									240	A UMKC	79 83
									245	H UC Irvine	83 75
									261	H Alabama A&M	83 86
									302	H New Mexico St.	75 78
									306	H North Dakota St.	91 82
									325	H Cal Poly	96 66
LAST 10 Division I											
			306	H North Dakota St.	91 82				38	A South Dakota	61 104
			154	N Western Mich.	70 79				140	H North Dakota	82 90
			158	N Akron	72 88				174	A Lamar University	59 71
			163	H Southern Utah	81 73				127	H Northern Colo.	74 55
			28	A Colorado	70 96				261	H Alabama A&M	83 86

Non-Div I Games: Colo. Christian 89 49

Denver

Loss, Non-Conf, S Site, H Home A Away N Neutral

Detroit Mercy

Through Games Of Jan. 7, 2020

Average RPI Win:	334	WON-LOST	WINNING	LAST 10	STRENGTH OF	OPP. STRENGTH	TEAM	ADJ.	CONF.	ADJ CONF.
Average RPI Loss:	167	RECORD	PCT. RANK	GAMES	SCHEDULE	OF SCHEDULE	RPI	RPI	RPI	RPI
DIV. I ONLY	1- 13	341	1-9	214	266	322	322	18	18	
DIV. I NON-CONF.	0- 11	338	0-7	135	244	321	321	17	17	
TOTALS	RPI 1-25	RPI 26-50	W-L RECORDS	RPI 51-100	RPI 101-150	RPI 150+				
1- 13	0- 0	0- 0	OVERALL	0- 3	0- 0	1- 10				
0- 6	0- 0	0- 0	HOME	0- 1	0- 0	0- 5				
1- 5	0- 0	0- 0	AWAY	0- 2	0- 0	1- 3				
0- 2	0- 0	0- 0	NEUTRAL	0- 0	0- 0	0- 2				
0- 11	0- 0	0- 0	NON-CONFERENCE	0- 2	0- 0	0- 9				
0- 5	0- 0	0- 0	HOME	0- 1	0- 0	0- 4				
0- 4	0- 0	0- 0	AWAY	0- 1	0- 0	0- 3				
0- 2	0- 0	0- 0	NEUTRAL	0- 0	0- 0	0- 2				
1- 2	0- 0	0- 0	CONFERENCE	0- 1	0- 0	1- 1				
0- 1	0- 0	0- 0	HOME	0- 0	0- 0	0- 1				
1- 1	0- 0	0- 0	AWAY	0- 1	0- 0	1- 0				
0- 0	0- 0	0- 0	NEUTRAL	0- 0	0- 0	0- 0				

RPI 1-25				RPI 26-50				RPI 51-100				RPI 101+				Team's RPI: 322	
RPI	S	Opponent	Score	RPI	S	Opponent	Score	RPI	S	Opponent	Score	RPI	S	Opponent	Score		
								76	A	IUPUI	45	82	152	A	Butler	60	82
								88	A	Michigan St.	52	110	154	A	Western Mich.	67	82
								95	H	Loyola Chicago	60	89	158	H	Akron	60	81
													161	A	George Mason	62	75
													168	H	Valparaiso	58	77
													187	N	Tennessee Tech	47	69
													201	H	Eastern Mich.	70	84
													205	H	Toledo	64	82
													228	N	Sacred Heart	60	66
													295	H	Oakland	57	71
													334	A	UIC	70	62
LAST 10 Division I																	
295	H	Oakland	57	71	76	A	IUPUI	45	82								
201	H	Eastern Mich.	70	84	334	A	UIC	70	62								
205	H	Toledo	64	82	228	N	Sacred Heart	60	66								
168	H	Valparaiso	58	77	158	H	Akron	60	81								
187	N	Tennessee Tech	47	69	154	A	Western Mich.	67	82								

Non-Div I Games:

Detroit Mercy

Loss, Non-Conf, S Site, H Home A Away N Neutral

Drake

Through Games Of Jan. 7, 2020

Average RPI Win:	125	WON-LOST	WINNING	LAST 10	STRENGTH OF	OPP. STRENGTH	TEAM	ADJ.	CONF.	ADJ CONF.
Average RPI Loss:	33	RECORD	PCT. RANK	GAMES	SCHEDULE	OF SCHEDULE	RPI	RPI	RPI	RPI
DIV. I ONLY	8- 4	82	6-4	32	4	27	27	7	7	
DIV. I NON-CONF.	7- 4	100	5-4	45	4	32	32	7	7	
TOTALS	RPI 1-25	RPI 26-50	W-L RECORDS	RPI 51-100	RPI 101-150	RPI 150+				
8- 4	1- 2	1- 1	OVERALL	2- 1	1- 0	3- 0				
5- 0	1- 0	1- 0	HOME	2- 0	0- 0	1- 0				
1- 3	0- 1	0- 1	AWAY	0- 1	0- 0	1- 0				
2- 1	0- 1	0- 0	NEUTRAL	0- 0	1- 0	1- 0				
7- 4	1- 2	0- 1	NON-CONFERENCE	2- 1	1- 0	3- 0				
4- 0	1- 0	0- 0	HOME	2- 0	0- 0	1- 0				
1- 3	0- 1	0- 1	AWAY	0- 1	0- 0	1- 0				
2- 1	0- 1	0- 0	NEUTRAL	0- 0	1- 0	1- 0				
1- 0	0- 0	1- 0	CONFERENCE	0- 0	0- 0	0- 0				
1- 0	0- 0	1- 0	HOME	0- 0	0- 0	0- 0				
0- 0	0- 0	0- 0	AWAY	0- 0	0- 0	0- 0				
0- 0	0- 0	0- 0	NEUTRAL	0- 0	0- 0	0- 0				

RPI 1-25				RPI 26-50				Team's RPI: 27				RPI 51-100				RPI 101+			
RPI	S	Opponent	Score	RPI	S	Opponent	Score	RPI	S	Opponent	Score	RPI	S	Opponent	Score	RPI	S	Opponent	Score
14	A	Iowa	67 79	38	A	South Dakota	94 102	55	A	Oklahoma	84 93	116	N	Auburn	83 82				
17	H	Creighton	63 53	45	H	UNI	104 87	81	H	Iowa St.	86 81	164	A	Northern Ill.	73 49				
23	N	Purdue	47 67					100	H	South Dakota St.	74 67	229	H	Western Ill.	94 75				
												251	N	Maine	94 62				
LAST 10 Division I																			
14	A	Iowa	67 79	45	H	UNI	104 87	55	A	Oklahoma	84 93	164	A	Northern Ill.	73 49				
116	N	Auburn	83 82	229	H	Western Ill.	94 75	17	H	Creighton	63 53	38	A	South Dakota	94 102				
251	N	Maine	94 62	23	N	Purdue	47 67												

Non-Div I Games: Waldorf 103 18

Drake

Loss, Non-Conf, S Site, H Home A Away N Neutral

Average RPI Win:	169	WON-LOST	WINNING	LAST 10	STRENGTH OF	OPP. STRENGTH	TEAM	ADJ.	CONF.	ADJ CONF.
Average RPI Loss:	95	RECORD	PCT. RANK	GAMES	SCHEDULE	OF SCHEDULE	RPI	RPI	RPI	RPI
DIV. I ONLY	8- 6	129	6-4	50	175	71	71	15	15	
DIV. I NON-CONF.	7- 5	130	5-3	34	130	63	63	15	15	
TOTALS	RPI 1-25	RPI 26-50	W-L RECORDS	RPI 51-100	RPI 101-150	RPI 150+				
8- 6	0- 1	0- 0	OVERALL	1- 4	3- 0	4- 1				
5- 1	0- 0	0- 0	HOME	1- 1	2- 0	2- 0				
3- 4	0- 1	0- 0	AWAY	0- 2	1- 0	2- 1				
0- 1	0- 0	0- 0	NEUTRAL	0- 1	0- 0	0- 0				
7- 5	0- 1	0- 0	NON-CONFERENCE	1- 4	3- 0	3- 0				
5- 1	0- 0	0- 0	HOME	1- 1	2- 0	2- 0				
2- 3	0- 1	0- 0	AWAY	0- 2	1- 0	1- 0				
0- 1	0- 0	0- 0	NEUTRAL	0- 1	0- 0	0- 0				
1- 1	0- 0	0- 0	CONFERENCE	0- 0	0- 0	1- 1				
0- 0	0- 0	0- 0	HOME	0- 0	0- 0	0- 0				
1- 1	0- 0	0- 0	AWAY	0- 0	0- 0	1- 1				
0- 0	0- 0	0- 0	NEUTRAL	0- 0	0- 0	0- 0				

RPI 1-25				RPI 26-50				RPI 51-100 Team's RPI: 71				RPI 101+			
RPI	S	Opponent	Score	RPI	S	Opponent	Score	RPI	S	Opponent	Score	RPI	S	Opponent	Score
9	A	DePaul	57 81					53	H	Villanova	54 52	113	H	Richmond	58 52
								59	N	Buffalo	59 63	120	H	Davidson	74 63
								83	A	Bucknell	49 60	121	A	Saint Joseph's	62 52
								91	A	Penn	49 53	195	H	La Salle	69 31
								94	H	Pacific	51 58	218	A	Quinnipiac	66 62
												236	A	Col. of Charleston	59 73
												251	H	Maine	70 57
												282	A	UNCW	73 72
LAST 10 Division I															
251	H	Maine	70 57	282	A	UNCW	73 72								
91	A	Penn	49 53	236	A	Col. of Charleston	59 73								
195	H	La Salle	69 31	121	A	Saint Joseph's	62 52								
83	A	Bucknell	49 60	59	N	Buffalo	59 63								
53	H	Villanova	54 52	113	H	Richmond	58 52								

Non-Div I Games:

Drexel

Average RPI Win:	165	WON-LOST	WINNING	LAST 10	STRENGTH OF	OPP. STRENGTH	TEAM	ADJ.	CONF.	ADJ CONF.
Average RPI Loss:	29	RECORD	PCT. RANK	GAMES	SCHEDULE	OF SCHEDULE	RPI	RPI	RPI	RPI
DIV. I ONLY	7- 7	170	5-5	2	139	37	37	3	3	
DIV. I NON-CONF.	6- 5	151	4-3	2	212	22	22	2	2	
TOTALS	RPI 1-25	RPI 26-50	W-L RECORDS	RPI 51-100	RPI 101-150	RPI 150+				
7- 7	0- 4	1- 1	OVERALL	2- 2	1- 0	3- 0				
6- 2	0- 1	1- 0	HOME	2- 1	1- 0	2- 0				
1- 5	0- 3	0- 1	AWAY	0- 1	0- 0	1- 0				
0- 0	0- 0	0- 0	NEUTRAL	0- 0	0- 0	0- 0				
6- 5	0- 3	1- 1	NON-CONFERENCE	1- 1	1- 0	3- 0				
5- 1	0- 1	1- 0	HOME	1- 0	1- 0	2- 0				
1- 4	0- 2	0- 1	AWAY	0- 1	0- 0	1- 0				
0- 0	0- 0	0- 0	NEUTRAL	0- 0	0- 0	0- 0				
1- 2	0- 1	0- 0	CONFERENCE	1- 1	0- 0	0- 0				
1- 1	0- 0	0- 0	HOME	1- 1	0- 0	0- 0				
0- 1	0- 1	0- 0	AWAY	0- 0	0- 0	0- 0				
0- 0	0- 0	0- 0	NEUTRAL	0- 0	0- 0	0- 0				

RPI 1-25				RPI 26-50				Team's RPI: 37				RPI 51-100				RPI 101+			
RPI	S	Opponent	Score	RPI	S	Opponent	Score	RPI	S	Opponent	Score	RPI	S	Opponent	Score	RPI	S	Opponent	Score
3	A	Louisville	55 60	33	A	FGCU	56 78	66	H	Wake Forest	58 60	120	H	Davidson	82 52				
4	A	South Carolina	46 89	50	H	Troy	99 85	68	A	Nebraska	79 83	242	A	UNLV	57 45				
11	A	Texas A&M	58 79					91	H	Penn	66 50	272	H	Idaho St.	85 66				
21	H	Northwestern	42 63					93	H	Boston College	85 73	288	H	High Point	93 57				
LAST 10 Division I																			
33	A	FGCU	56 78	3	A	Louisville	55 60	66	H	Wake Forest	58 60	120	H	Davidson	82 52				
4	A	South Carolina	46 89	50	H	Troy	99 85	68	A	Nebraska	79 83	242	A	UNLV	57 45				
93	H	Boston College	85 73					91	H	Penn	66 50	272	H	Idaho St.	85 66				
68	A	Nebraska	79 83					93	H	Boston College	85 73	288	H	High Point	93 57				
91	H	Penn	66 50																

Non-Div I Games:

Duke

Average RPI Win:	223	WON-LOST	WINNING	LAST 10	STRENGTH OF	OPP. STRENGTH	TEAM	ADJ.	CONF.	ADJ CONF.
Average RPI Loss:	78	RECORD	PCT. RANK	GAMES	SCHEDULE	OF SCHEDULE	RPI	RPI	RPI	RPI
DIV. I ONLY	10- 4	66	8-2	232	111	102	102	12	12	
DIV. I NON-CONF.	10- 3	60	8-1	264	100	87	87	11	11	
TOTALS	RPI 1-25	RPI 26-50	W-L RECORDS	RPI 51-100	RPI 101-150	RPI 150+				
10- 4	0- 0	0- 1	OVERALL	0- 2	1- 1	9- 0				
4- 2	0- 0	0- 0	HOME	0- 1	0- 1	4- 0				
6- 2	0- 0	0- 1	AWAY	0- 1	1- 0	5- 0				
0- 0	0- 0	0- 0	NEUTRAL	0- 0	0- 0	0- 0				
10- 3	0- 0	0- 1	NON-CONFERENCE	0- 2	1- 0	9- 0				
4- 1	0- 0	0- 0	HOME	0- 1	0- 0	4- 0				
6- 2	0- 0	0- 1	AWAY	0- 1	1- 0	5- 0				
0- 0	0- 0	0- 0	NEUTRAL	0- 0	0- 0	0- 0				
0- 1	0- 0	0- 0	CONFERENCE	0- 0	0- 1	0- 0				
0- 1	0- 0	0- 0	HOME	0- 0	0- 1	0- 0				
0- 0	0- 0	0- 0	AWAY	0- 0	0- 0	0- 0				
0- 0	0- 0	0- 0	NEUTRAL	0- 0	0- 0	0- 0				










































RPI S	Opponent	Score	RPI S	Opponent	Score	RPI S	Opponent	Score	RPI S	Opponent	Score	Team's RPI: 102
26	A Oklahoma St.	41 84	61	A Temple	72 85	137	H Massachusetts	77 81	145	A Cornell	72 62	
			87	H Kent St.	75 77	158	A Akron	88 63	170	A Iona	76 74	
						197	H Saint Francis (PA)	72 69	205	H Toledo	79 74	
						235	A Manhattan	76 65	244	A Lafayette	73 65	
						249	H Kennesaw St.	75 72	291	A Pittsburgh	81 62	
						337	H Central Conn. St.	72 33				
LAST 10 Division I												
249	H Kennesaw St.	75 72	137	H Massachusetts	77 81							
197	H Saint Francis (PA)	72 69	26	A Oklahoma St.	41 84							
145	A Cornell	72 62	337	H Central Conn. St.	72 33							
205	H Toledo	79 74	291	A Pittsburgh	81 62							
158	A Akron	88 63	244	A Lafayette	73 65							

Non-Div I Games:

Duquesne





■ Loss,
 ■ Non-Conf, S Site,
 ■ Home
 ■ Away
 N Neutral

Average RPI Win: 176	WON-LOST	WINNING	LAST 10	STRENGTH OF	OPP. STRENGTH	TEAM	ADJ.	CONF.	ADJ CONF.
Average RPI Loss: 149	RECORD	PCT. RANK	GAMES	SCHEDULE	OF SCHEDULE	RPI	RPI	RPI	RPI
DIV. I ONLY	4- 10	271	3-7	84	287	224	224	19	19
DIV. I NON-CONF.	4- 10	259	3-7	93	284	226	226	20	20
TOTALS	RPI 1-25	RPI 26-50	W-L RECORDS	RPI 51-100	RPI 101-150	RPI 150+			
4- 10	0- 0	0- 2	OVERALL	2- 2	0- 2	2- 4			
2- 5	0- 0	0- 0	HOME	1- 1	0- 1	1- 3			
2- 5	0- 0	0- 2	AWAY	1- 1	0- 1	1- 1			
0- 0	0- 0	0- 0	NEUTRAL	0- 0	0- 0	0- 0			
4- 10	0- 0	0- 2	NON-CONFERENCE	2- 2	0- 2	2- 4			
2- 5	0- 0	0- 0	HOME	1- 1	0- 1	1- 3			
2- 5	0- 0	0- 2	AWAY	1- 1	0- 1	1- 1			
0- 0	0- 0	0- 0	NEUTRAL	0- 0	0- 0	0- 0			
0- 0	0- 0	0- 0	CONFERENCE	0- 0	0- 0	0- 0			
0- 0	0- 0	0- 0	HOME	0- 0	0- 0	0- 0			
0- 0	0- 0	0- 0	AWAY	0- 0	0- 0	0- 0			
0- 0	0- 0	0- 0	NEUTRAL	0- 0	0- 0	0- 0			

RPI S	Opponent	Score	RPI S	Opponent	Score	RPI S	Opponent	Score	RPI S	Opponent	Score	Team's RPI: 224
			31  Georgia Tech	48  87		66  Wake Forest	67 60		120  Davidson	60  75		
			50  Troy	61  79		86  N.C. A&T	69  80		145  Cornell	43  71		
						96  Tennessee	68  72		169  Cleveland St.	54  62		
						98  Liberty	63 62		212  UNC Asheville	54  72		
									265  South Alabama	65 60		
									273  Appalachian St.	67 61		
									288  High Point	62  80		
									289  Radford	43  67		
LAST 10 Division I												
			31  Georgia Tech	48  87		145  Cornell	43  71					
			50  Troy	61  79		265  South Alabama	65 60					
			169  Cleveland St.	54  62		273  Appalachian St.	67 61					
			66  Wake Forest	67 60		212  UNC Asheville	54  72					
			120  Davidson	60  75		289  Radford	43  67					

Non-Div I Games: Converse 73 35

ETSU

 Loss,
  Non-Conf,
  S Site,
  Home
  Away
 N Neutral

East Carolina

Through Games Of Jan. 7, 2020

Average RPI Win:	288	WON-LOST	WINNING	LAST 10	STRENGTH OF	OPP. STRENGTH	TEAM	ADJ.	CONF.	ADJ CONF.
Average RPI Loss:	92	RECORD	PCT. RANK	GAMES	SCHEDULE	OF SCHEDULE	RPI	RPI	RPI	RPI
DIV. I ONLY	3- 11	302	2-8	72	121	233	233	8	8	
DIV. I NON-CONF.	3- 10	282	2-7	88	153	240	240	8	8	
TOTALS	RPI 1-25	RPI 26-50	W-L RECORDS	RPI 51-100	RPI 101-150	RPI 150+				
3- 11	0- 1	0- 2	OVERALL	0- 4	0- 2	3- 2				
2- 4	0- 0	0- 2	HOME	0- 0	0- 1	2- 1				
1- 5	0- 0	0- 0	AWAY	0- 4	0- 0	1- 1				
0- 2	0- 1	0- 0	NEUTRAL	0- 0	0- 1	0- 0				
3- 10	0- 1	0- 2	NON-CONFERENCE	0- 3	0- 2	3- 2				
2- 4	0- 0	0- 2	HOME	0- 0	0- 1	2- 1				
1- 4	0- 0	0- 0	AWAY	0- 3	0- 0	1- 1				
0- 2	0- 1	0- 0	NEUTRAL	0- 0	0- 1	0- 0				
0- 1	0- 0	0- 0	CONFERENCE	0- 1	0- 0	0- 0				
0- 0	0- 0	0- 0	HOME	0- 0	0- 0	0- 0				
0- 1	0- 0	0- 0	AWAY	0- 1	0- 0	0- 0				
0- 0	0- 0	0- 0	NEUTRAL	0- 0	0- 0	0- 0				

RPI S	Opponent	Score	RPI S	Opponent	Score	RPI S	Opponent	Score	RPI S	Opponent	Score	Team's RPI: 233
21 N	Northwestern	45 64	46 H	Charlotte	47 59	56 A	UCF	55 91	125 N	Dayton	68 94	
			47 H	Middle Tenn.	66 68	64 A	Georgia	50 67	130 H	William & Mary	68 78	
						66 A	Wake Forest	53 76	172 A	VCU	40 53	
						98 A	Liberty	66 81	191 H	Howard	51 67	
									243 A	Longwood	64 61	
									293 H	UMES	57 42	
									329 H	USC Upstate	69 48	
LAST 10 Division I												
125 N	Dayton	68 94	56 A	UCF	55 91							
21 N	Northwestern	45 64	64 A	Georgia	50 67							
191 H	Howard	51 67	243 A	Longwood	64 61							
98 A	Liberty	66 81	293 H	UMES	57 42							
66 A	Wake Forest	53 76	172 A	VCU	40 53							

Non-Div I Games:

East Carolina

Loss, Non-Conf, S Site, H Home A Away N Neutral

Eastern Ill.

Through Games Of Jan. 7, 2020

Average RPI Win:	297	WON-LOST	WINNING	LAST 10	STRENGTH OF	OPP. STRENGTH	TEAM	ADJ.	CONF.	ADJ CONF.
Average RPI Loss:	153	RECORD	PCT. RANK	GAMES	SCHEDULE	OF SCHEDULE	RPI	RPI	RPI	RPI
DIV. I ONLY	6- 6	170	6-4	345	163	279	279	20	20	
DIV. I NON-CONF.	5- 5	163	5-3	337	195	283	283	21	21	
TOTALS	RPI 1-25	RPI 26-50	W-L RECORDS	RPI 51-100	RPI 101-150	RPI 150+				
6- 6	0- 0	0- 0	OVERALL	0- 1	0- 2	6- 3				
1- 3	0- 0	0- 0	HOME	0- 1	0- 0	1- 2				
4- 3	0- 0	0- 0	AWAY	0- 0	0- 2	4- 1				
1- 0	0- 0	0- 0	NEUTRAL	0- 0	0- 0	1- 0				
5- 5	0- 0	0- 0	NON-CONFERENCE	0- 1	0- 1	5- 3				
1- 3	0- 0	0- 0	HOME	0- 1	0- 0	1- 2				
3- 2	0- 0	0- 0	AWAY	0- 0	0- 1	3- 1				
1- 0	0- 0	0- 0	NEUTRAL	0- 0	0- 0	1- 0				
1- 1	0- 0	0- 0	CONFERENCE	0- 0	0- 1	1- 0				
0- 0	0- 0	0- 0	HOME	0- 0	0- 0	0- 0				
1- 1	0- 0	0- 0	AWAY	0- 0	0- 1	1- 0				
0- 0	0- 0	0- 0	NEUTRAL	0- 0	0- 0	0- 0				

RPI 1-25				RPI 26-50				RPI 51-100				RPI 101+				Team's RPI: 279	
RPI	S	Opponent	Score	RPI	S	Opponent	Score	RPI	S	Opponent	Score	RPI	S	Opponent	Score		
								95	H	Loyola Chicago	51	67	108	A	Belmont	45	69
												110	A	Wisconsin	55	63	
												164	A	Northern Ill.	48	61	
												168	H	Valparaiso	66	78	
												229	N	Western Ill.	60	52	
												259	A	Lipscomb	66	56	
												271	H	Indiana St.	57	59	
												287	H	Omaha	65	52	
												332	A	Evansville	90	44	
												334	A	UIC	80	45	
												338	A	Tennessee St.	73	52	
LAST 10 Division I																	
168	H	Valparaiso	66	78	108	A	Belmont	45	69								
229	N	Western Ill.	60	52	338	A	Tennessee St.	73	52								
164	A	Northern Ill.	48	61	110	A	Wisconsin	55	63								
287	H	Omaha	65	52	332	A	Evansville	90	44								
259	A	Lipscomb	66	56	334	A	UIC	80	45								

Non-Div I Games: Lindenwood (MO) 88 66

Eastern Ill.

Loss, Non-Conf, S Site, H Home A Away N Neutral

Average RPI Win:	232	WON-LOST	WINNING	LAST 10	STRENGTH OF	OPP. STRENGTH	TEAM	ADJ.	CONF.	ADJ CONF.
Average RPI Loss:	163	RECORD	PCT. RANK	GAMES	SCHEDULE	OF SCHEDULE	RPI	RPI	RPI	RPI
DIV. I ONLY	5- 7	213	3-7	277	226	250	250	20	20	
DIV. I NON-CONF.	5- 5	163	3-5	266	142	194	194	21	21	
TOTALS	RPI 1-25	RPI 26-50	W-L RECORDS	RPI 51-100	RPI 101-150	RPI 150+				
5- 7	0- 0	0- 0	OVERALL	0- 2	0- 0	5- 5				
2- 4	0- 0	0- 0	HOME	0- 0	0- 0	2- 4				
3- 3	0- 0	0- 0	AWAY	0- 2	0- 0	3- 1				
0- 0	0- 0	0- 0	NEUTRAL	0- 0	0- 0	0- 0				
5- 5	0- 0	0- 0	NON-CONFERENCE	0- 2	0- 0	5- 3				
2- 2	0- 0	0- 0	HOME	0- 0	0- 0	2- 2				
3- 3	0- 0	0- 0	AWAY	0- 2	0- 0	3- 1				
0- 0	0- 0	0- 0	NEUTRAL	0- 0	0- 0	0- 0				
0- 2	0- 0	0- 0	CONFERENCE	0- 0	0- 0	0- 2				
0- 2	0- 0	0- 0	HOME	0- 0	0- 0	0- 2				
0- 0	0- 0	0- 0	AWAY	0- 0	0- 0	0- 0				
0- 0	0- 0	0- 0	NEUTRAL	0- 0	0- 0	0- 0				

RPI 1-25			RPI 26-50			RPI 51-100			RPI 101+			Team's RPI: 250
RPI	S	Opponent	Score	RPI	S	Opponent	Score	RPI	S	Opponent	Score	
						63 A Vanderbilt	69 75	152 A Butler		41 73		
						76 A IUPUI	42 72	162 H Miami (OH)		57 75		
								166 A Memphis		63 60		
								178 H Youngstown St.		63 72		
								187 H Tennessee Tech		42 60		
								216 H Northern Ky.		69 62		
								222 H Chattanooga		71 65		
								248 A Xavier		56 55		
								310 A Mercer		61 60		
								324 H Jacksonville St.		33 43		
LAST 10 Division I												
						76 A IUPUI	42 72	324 H Jacksonville St.		33 43		
						63 A Vanderbilt	69 75	187 H Tennessee Tech		42 60		
						248 A Xavier	56 55	310 A Mercer		61 60		
						178 H Youngstown St.	63 72	162 H Miami (OH)		57 75		
						222 H Chattanooga	71 65	152 A Butler		41 73		

Non-Div I Games: Alice Lloyd 102 65

Eastern Ky.

Average RPI Win:	253	WON-LOST	WINNING	LAST 10	STRENGTH OF	OPP. STRENGTH	TEAM	ADJ.	CONF.	ADJ CONF.
Average RPI Loss:	113	RECORD	PCT. RANK	GAMES	SCHEDULE	OF SCHEDULE	RPI	RPI	RPI	RPI
DIV. I ONLY	5- 6	199	5-5	208	240	201	201	10	10	
DIV. I NON-CONF.	4- 6	212	4-5	208	251	214	214	10	10	
TOTALS	RPI 1-25	RPI 26-50	W-L RECORDS	RPI 51-100	RPI 101-150	RPI 150+				
5- 6	0- 0	0- 1	OVERALL	0- 2	1- 0	4- 3				
3- 2	0- 0	0- 1	HOME	0- 1	1- 0	2- 0				
2- 4	0- 0	0- 0	AWAY	0- 1	0- 0	2- 3				
0- 0	0- 0	0- 0	NEUTRAL	0- 0	0- 0	0- 0				
4- 6	0- 0	0- 1	NON-CONFERENCE	0- 2	1- 0	3- 3				
2- 2	0- 0	0- 1	HOME	0- 1	1- 0	1- 0				
2- 4	0- 0	0- 0	AWAY	0- 1	0- 0	2- 3				
0- 0	0- 0	0- 0	NEUTRAL	0- 0	0- 0	0- 0				
1- 0	0- 0	0- 0	CONFERENCE	0- 0	0- 0	1- 0				
1- 0	0- 0	0- 0	HOME	0- 0	0- 0	1- 0				
0- 0	0- 0	0- 0	AWAY	0- 0	0- 0	0- 0				
0- 0	0- 0	0- 0	NEUTRAL	0- 0	0- 0	0- 0				

RPI S	Opponent	Score	RPI S	Opponent	Score	RPI S	Opponent	Score	RPI S	Opponent	Score	Team's RPI: 201
43	H Michigan	38 57	60	H Southern Ill.	54 85	138	H Southeast Mo. St.	69 64	153	A Binghamton	67 78	
			88	A Michigan St.	50 85	155	A Wichita St.	52 63	159	H Bowling Green	78 61	
						178	A Youngstown St.	77 79	311	H Purdue Fort Wayne	64 40	
						322	A Detroit Mercy	84 70	334	A UIC	68 59	
LAST 10 Division I												
334	A UIC	68 59	159	H Bowling Green	78 61							
311	H Purdue Fort Wayne	64 40	322	A Detroit Mercy	84 70							
155	A Wichita St.	52 63	60	H Southern Ill.	54 85							
153	A Binghamton	67 78	138	H Southeast Mo. St.	69 64							
43	H Michigan	38 57	178	A Youngstown St.	77 79							

Non-Div I Games: Olivet 95 38

Eastern Mich.

■ Loss,
■ Non-Conf, S Site,
■ Home
■ Away
N Neutral

Average RPI Win:	301	WON-LOST	WINNING	LAST 10	STRENGTH OF	OPP. STRENGTH	TEAM	ADJ.	CONF.	ADJ CONF.
Average RPI Loss:	156	RECORD	PCT. RANK	GAMES	SCHEDULE	OF SCHEDULE	RPI	RPI	RPI	RPI
DIV. I ONLY	1- 10	331	1-9	89	263	297	297	21	21	
DIV. I NON-CONF.	0- 8	338	0-7	18	207	267	267	19	19	
TOTALS	RPI 1-25	RPI 26-50	W-L RECORDS	RPI 51-100	RPI 101-150	RPI 150+				
1- 10	0- 2	0- 0	OVERALL	0- 1	0- 1	1- 6				
1- 3	0- 0	0- 0	HOME	0- 1	0- 0	1- 2				
0- 6	0- 2	0- 0	AWAY	0- 0	0- 0	0- 4				
0- 1	0- 0	0- 0	NEUTRAL	0- 0	0- 1	0- 0				
0- 8	0- 2	0- 0	NON-CONFERENCE	0- 1	0- 1	0- 4				
0- 2	0- 0	0- 0	HOME	0- 1	0- 0	0- 1				
0- 5	0- 2	0- 0	AWAY	0- 0	0- 0	0- 3				
0- 1	0- 0	0- 0	NEUTRAL	0- 0	0- 1	0- 0				
1- 2	0- 0	0- 0	CONFERENCE	0- 0	0- 0	1- 2				
1- 1	0- 0	0- 0	HOME	0- 0	0- 0	1- 1				
0- 1	0- 0	0- 0	AWAY	0- 0	0- 0	0- 1				
0- 0	0- 0	0- 0	NEUTRAL	0- 0	0- 0	0- 0				

RPI 1-25				RPI 26-50				RPI 51-100				RPI 101+ Team's RPI: 297			
RPI	S	Opponent	Score	RPI	S	Opponent	Score	RPI	S	Opponent	Score	RPI	S	Opponent	Score
5	A	Stanford	27 92					80	H	Boise St.	61 63	136	N	Bradley	46 66
8	A	Gonzaga	44 84									165	A	Utah	49 87
												190	A	Portland St.	58 75
												209	A	San Jose St.	66 84
												240	A	UMKC	55 66
												255	H	Pepperdine	52 53
												272	H	Idaho St.	47 67
												301	H	Weber St.	63 53
LAST 10 Division I															
301	H	Weber St.	63 53	190	A	Portland St.	58 75								
136	N	Bradley	46 66	272	H	Idaho St.	47 67								
240	A	UMKC	55 66	8	A	Gonzaga	44 84								
80	H	Boise St.	61 63	165	A	Utah	49 87								
255	H	Pepperdine	52 53	209	A	San Jose St.	66 84								

Non-Div I Games: Northwest Chrst. 81 62

Eastern Wash.

■ Loss,
 ■ Non-Conf,
 ■ S Site,
 ■ H Home
 ■ A Away
 N Neutral

Average RPI Win:	236	WON-LOST	WINNING	LAST 10	STRENGTH OF	OPP. STRENGTH	TEAM	ADJ.	CONF.	ADJ CONF.
Average RPI Loss:	70	RECORD	PCT. RANK	GAMES	SCHEDULE	OF SCHEDULE	RPI	RPI	RPI	RPI
DIV. I ONLY	5- 7	213	3-7	40	195	103	103	15	15	
DIV. I NON-CONF.	4- 6	212	2-6	42	219	123	123	15	15	
TOTALS	RPI 1-25	RPI 26-50	W-L RECORDS	RPI 51-100	RPI 101-150	RPI 150+				
5- 7	0- 1	0- 1	OVERALL	1- 3	0- 2	4- 0				
2- 1	0- 0	0- 0	HOME	0- 1	0- 0	2- 0				
3- 4	0- 1	0- 1	AWAY	1- 1	0- 1	2- 0				
0- 2	0- 0	0- 0	NEUTRAL	0- 1	0- 1	0- 0				
4- 6	0- 1	0- 0	NON-CONFERENCE	1- 3	0- 2	3- 0				
2- 1	0- 0	0- 0	HOME	0- 1	0- 0	2- 0				
2- 3	0- 1	0- 0	AWAY	1- 1	0- 1	1- 0				
0- 2	0- 0	0- 0	NEUTRAL	0- 1	0- 1	0- 0				
1- 1	0- 0	0- 1	CONFERENCE	0- 0	0- 0	1- 0				
0- 0	0- 0	0- 0	HOME	0- 0	0- 0	0- 0				
1- 1	0- 0	0- 1	AWAY	0- 0	0- 0	1- 0				
0- 0	0- 0	0- 0	NEUTRAL	0- 0	0- 0	0- 0				

RPI 1-25				RPI 26-50				RPI 51-100				RPI 101+				Team's RPI: 103	
RPI	S	Opponent	Score	RPI	S	Opponent	Score	RPI	S	Opponent	Score	RPI	S	Opponent	Score		
16	A	NC State	49 62	30	A	James Madison	48 61	62	A	Marist	55 63	112	A	North Carolina	46 76		
								66	H	Wake Forest	57 69	129	N	Coastal Caro.	65 76		
								76	N	IUPUI	53 59	242	A	UNLV	50 44		
								85	A	Furman	87 76	252	A	Towson	74 61		
												273	H	Appalachian St.	67 66		
												328	H	Western Caro.	68 24		
LAST 10 Division I																	
				85	A	Furman	87 76	30	A	James Madison	48 61						
				129	N	Coastal Caro.	65 76	252	A	Towson	74 61						
				16	A	NC State	49 62	66	H	Wake Forest	57 69						
				76	N	IUPUI	53 59	112	A	North Carolina	46 76						
				242	A	UNLV	50 44	62	A	Marist	55 63						

Non-Div I Games: Newberry 73 53

Elon

Average RPI Win:	322	WON-LOST	WINNING	LAST 10	STRENGTH OF	OPP. STRENGTH	TEAM	ADJ.	CONF.	ADJ CONF.
Average RPI Loss:	187	RECORD	PCT. RANK	GAMES	SCHEDULE	OF SCHEDULE	RPI	RPI	RPI	RPI
DIV. I ONLY	2- 10	318	2-8	247	344	332	332	7	7	
DIV. I NON-CONF.	2- 8	295	2-6	319	342	341	341	7	7	
TOTALS	RPI 1-25	RPI 26-50	W-L RECORDS	RPI 51-100	RPI 101-150	RPI 150+				
2- 10	0- 0	0- 0	OVERALL	0- 1	0- 4	2- 5				
2- 2	0- 0	0- 0	HOME	0- 0	0- 0	2- 2				
0- 8	0- 0	0- 0	AWAY	0- 1	0- 4	0- 3				
0- 0	0- 0	0- 0	NEUTRAL	0- 0	0- 0	0- 0				
2- 8	0- 0	0- 0	NON-CONFERENCE	0- 0	0- 3	2- 5				
2- 2	0- 0	0- 0	HOME	0- 0	0- 0	2- 2				
0- 6	0- 0	0- 0	AWAY	0- 0	0- 3	0- 3				
0- 0	0- 0	0- 0	NEUTRAL	0- 0	0- 0	0- 0				
0- 2	0- 0	0- 0	CONFERENCE	0- 1	0- 1	0- 0				
0- 0	0- 0	0- 0	HOME	0- 0	0- 0	0- 0				
0- 2	0- 0	0- 0	AWAY	0- 1	0- 1	0- 0				
0- 0	0- 0	0- 0	NEUTRAL	0- 0	0- 0	0- 0				

RPI S	Opponent	Score	RPI S	Opponent	Score	RPI S	Opponent	Score	RPI S	Opponent	Score	Team's RPI: 332
						82	A Illinois St.	58 81	136	A Bradley	51 82	
									138	A Southeast Mo. St.	60 83	
									139	A Illinois	44 59	
									143	A Austin Peay	64 80	
									162	A Miami (OH)	64 72	
									185	H Murray St.	59 61	
									279	H Eastern Ill.	44 90	
									290	A SIUE	74 85	
									296	H Marshall	66 62	
									311	A Purdue Fort Wayne	64 67	
									347	H Chicago St.	76 42	
LAST 10 Division I												
162	A Miami (OH)	64 72	82	A Illinois St.	58 81							
347	H Chicago St.	76 42	136	A Bradley	51 82							
139	A Illinois	44 59	296	H Marshall	66 62							
311	A Purdue Fort Wayne	64 67	143	A Austin Peay	64 80							
185	H Murray St.	59 61	279	H Eastern Ill.	44 90							

Non-Div I Games: Brescia 77 61

Evansville

Average RPI Win:	149	WON-LOST	WINNING	LAST 10	STRENGTH OF	OPP. STRENGTH	TEAM	ADJ.	CONF.	ADJ CONF.
Average RPI Loss:	34	RECORD	PCT. RANK	GAMES	SCHEDULE	OF SCHEDULE	RPI	RPI	RPI	RPI
DIV. I ONLY	12- 2	26	9-1	115	31	33	33	16	16	
DIV. I NON-CONF.	10- 2	31	7-1	99	24	26	26	14	14	
TOTALS	RPI 1-25	RPI 26-50	W-L RECORDS	RPI 51-100	RPI 101-150	RPI 150+				
12- 2	0- 1	1- 1	OVERALL	4- 0	3- 0	4- 0				
5- 1	0- 0	1- 1	HOME	2- 0	0- 0	2- 0				
3- 1	0- 1	0- 0	AWAY	1- 0	1- 0	1- 0				
4- 0	0- 0	0- 0	NEUTRAL	1- 0	2- 0	1- 0				
10- 2	0- 1	1- 1	NON-CONFERENCE	3- 0	3- 0	3- 0				
3- 1	0- 0	1- 1	HOME	1- 0	0- 0	1- 0				
3- 1	0- 1	0- 0	AWAY	1- 0	1- 0	1- 0				
4- 0	0- 0	0- 0	NEUTRAL	1- 0	2- 0	1- 0				
2- 0	0- 0	0- 0	CONFERENCE	1- 0	0- 0	1- 0				
2- 0	0- 0	0- 0	HOME	1- 0	0- 0	1- 0				
0- 0	0- 0	0- 0	AWAY	0- 0	0- 0	0- 0				
0- 0	0- 0	0- 0	NEUTRAL	0- 0	0- 0	0- 0				

RPI 1-25				RPI 26-50				Team's RPI: 33		RPI 51-100				RPI 101+			
RPI	S	Opponent	Score	RPI	S	Opponent	Score			RPI	S	Opponent	Score	RPI	S	Opponent	Score
19	A	Princeton	53 67	37	H	Duke	78 56			56	H	UCF	72 50	101	N	Notre Dame	69 60
				48	H	LSU	63 74			61	A	Temple	93 67	106	N	South Fla.	81 77
										98	H	Liberty	64 57	115	A	Houston	57 45
										100	N	South Dakota St.	71 70	197	N	Saint Francis (PA)	97 64
														259	H	Lipscomb	82 56
														321	A	FIU	100 54
														337	H	Central Conn. St.	94 60
LAST 10 Division I																	
				37	H	Duke	78 56			98	H	Liberty	64 57				
				61	A	Temple	93 67			259	H	Lipscomb	82 56				
				48	H	LSU	63 74			100	N	South Dakota St.	71 70				
				337	H	Central Conn. St.	94 60			106	N	South Fla.	81 77				
				115	A	Houston	57 45			101	N	Notre Dame	69 60				

Non-Div I Games: Webber Int'l 99 48 Fla. Memorial 91 47 Johnson & Wales (FL89 56

FGCU

Loss, Non-Conf, S Site, H Home A Away N Neutral

Average RPI Win:	315	WON-LOST	WINNING	LAST 10	STRENGTH OF	OPP. STRENGTH	TEAM	ADJ.	CONF.	ADJ CONF.
Average RPI Loss:	195	RECORD	PCT. RANK	GAMES	SCHEDULE	OF SCHEDULE	RPI	RPI	RPI	RPI
DIV. I ONLY	3- 10	291	2-8	285	323	321	321	13	13	
DIV. I NON-CONF.	3- 8	268	2-6	279	314	316	316	16	16	
TOTALS	RPI 1-25	RPI 26-50	W-L RECORDS	RPI 51-100	RPI 101-150	RPI 150+				
3- 10	0- 0	0- 1	OVERALL	0- 1	0- 2	3- 6				
1- 7	0- 0	0- 1	HOME	0- 1	0- 2	1- 3				
2- 3	0- 0	0- 0	AWAY	0- 0	0- 0	2- 3				
0- 0	0- 0	0- 0	NEUTRAL	0- 0	0- 0	0- 0				
3- 8	0- 0	0- 1	NON-CONFERENCE	0- 1	0- 2	3- 4				
1- 7	0- 0	0- 1	HOME	0- 1	0- 2	1- 3				
2- 1	0- 0	0- 0	AWAY	0- 0	0- 0	2- 1				
0- 0	0- 0	0- 0	NEUTRAL	0- 0	0- 0	0- 0				
0- 2	0- 0	0- 0	CONFERENCE	0- 0	0- 0	0- 2				
0- 0	0- 0	0- 0	HOME	0- 0	0- 0	0- 0				
0- 2	0- 0	0- 0	AWAY	0- 0	0- 0	0- 2				
0- 0	0- 0	0- 0	NEUTRAL	0- 0	0- 0	0- 0				

RPI 1-25	RPI 26-50	RPI 51-100	RPI 101+	Team's RPI: 321
RPI S Opponent Score	RPI S Opponent Score	RPI S Opponent Score	RPI S Opponent Score	
	33 H FGCU 54 100	73 H North Florida 49 64	143 H Austin Peay 56 58	
			148 H Bethune-Cookman 60 65	
			214 A Jacksonville 52 77	
			216 H Northern Ky. 45 67	
			226 A UTEP 34 64	
			263 H Brown 57 72	
			295 H Oakland 49 58	
			312 H Grambling 56 55	
			314 A N.C. Central 59 58	
			319 A Georgia St. 70 63	
			335 A UTSA 45 60	
LAST 10 Division I				
263 H Brown 57 72	335 A UTSA 45 60	226 A UTEP 34 64	216 H Northern Ky. 45 67	
143 H Austin Peay 56 58	295 H Oakland 49 58	312 H Grambling 56 55	148 H Bethune-Cookman 60 65	
312 H Grambling 56 55	214 A Jacksonville 52 77	263 H Brown 57 72		
214 A Jacksonville 52 77	314 A N.C. Central 59 58			

Non-Div I Games:

FIU

Average RPI Win: 316		WON-LOST	WINNING	LAST 10	STRENGTH OF	OPP. STRENGTH	TEAM	ADJ.	CONF.	ADJ CONF.
Average RPI Loss: 144		RECORD	PCT. RANK	GAMES	SCHEDULE	OF SCHEDULE	RPI	RPI	RPI	RPI
DIV. I ONLY		4- 6	224	4-6	299	242	270	270	24	24
DIV. I NON-CONF.		3- 6	235	3-6	270	256	299	299	23	23
TOTALS		RPI 1-25	RPI 26-50	W-L RECORDS	RPI 51-100	RPI 101-150	RPI 150+			
4- 6	0- 0		0- 0	OVERALL	0- 3	0- 0	4- 3			
2- 2	0- 0		0- 0	HOME	0- 0	0- 0	2- 2			
2- 4	0- 0		0- 0	AWAY	0- 3	0- 0	2- 1			
0- 0	0- 0		0- 0	NEUTRAL	0- 0	0- 0	0- 0			
3- 6	0- 0		0- 0	NON-CONFERENCE	0- 3	0- 0	3- 3			
2- 2	0- 0		0- 0	HOME	0- 0	0- 0	2- 2			
1- 4	0- 0		0- 0	AWAY	0- 3	0- 0	1- 1			
0- 0	0- 0		0- 0	NEUTRAL	0- 0	0- 0	0- 0			
1- 0	0- 0		0- 0	CONFERENCE	0- 0	0- 0	1- 0			
0- 0	0- 0		0- 0	HOME	0- 0	0- 0	0- 0			
1- 0	0- 0		0- 0	AWAY	0- 0	0- 0	1- 0			
0- 0	0- 0		0- 0	NEUTRAL	0- 0	0- 0	0- 0			

RPI 1-25				RPI 26-50				RPI 51-100				RPI 101+				Team's RPI: 270	
RPI	S	Opponent	Score	RPI	S	Opponent	Score	RPI	S	Opponent	Score	RPI	S	Opponent	Score		
								61	A	Temple	59 77	198	A	Rhode Island	41 74		
								69	A	St. John's (NY)	69 71	199	H	Dartmouth	51 52		
								74	A	Seton Hall	44 74	263	H	Brown	44 58		
												278	H	Navy	66 52		
												315	A	Siena	65 35		
												327	H	Hofstra	73 64		
												344	A	LIU Brooklyn	53 51		
LAST 10 Division I																	
				69	A	St. John's (NY)	69 71	315	A	Siena	65 35						
				327	H	Hofstra	73 64	263	H	Brown	44 58						
				278	H	Navy	66 52	344	A	LIU Brooklyn	53 51						
				198	A	Rhode Island	41 74	74	A	Seton Hall	44 74						
				199	H	Dartmouth	51 52	61	A	Temple	59 77						

Non-Div I Games:

Fairfield

■ Loss, ■ Non-Conf, S Site, H Home A Away N Neutral

Average RPI Win:	309	WON-LOST	WINNING	LAST 10	STRENGTH OF	OPP. STRENGTH	TEAM	ADJ.	CONF.	ADJ CONF.
Average RPI Loss:	248	RECORD	PCT. RANK	GAMES	SCHEDULE	OF SCHEDULE	RPI	RPI	RPI	RPI
DIV. I ONLY	4- 9	260	4-6	349	316	339	339	30	30	
DIV. I NON-CONF.	3- 8	268	3-5	343	324	335	335	30	30	
TOTALS	RPI 1-25	RPI 26-50	W-L RECORDS	RPI 51-100	RPI 101-150	RPI 150+				
4- 9	0- 0	0- 0	OVERALL	0- 0	0- 0	4- 9				
1- 5	0- 0	0- 0	HOME	0- 0	0- 0	1- 5				
3- 4	0- 0	0- 0	AWAY	0- 0	0- 0	3- 4				
0- 0	0- 0	0- 0	NEUTRAL	0- 0	0- 0	0- 0				
3- 8	0- 0	0- 0	NON-CONFERENCE	0- 0	0- 0	3- 8				
1- 4	0- 0	0- 0	HOME	0- 0	0- 0	1- 4				
2- 4	0- 0	0- 0	AWAY	0- 0	0- 0	2- 4				
0- 0	0- 0	0- 0	NEUTRAL	0- 0	0- 0	0- 0				
1- 1	0- 0	0- 0	CONFERENCE	0- 0	0- 0	1- 1				
0- 1	0- 0	0- 0	HOME	0- 0	0- 0	0- 1				
1- 0	0- 0	0- 0	AWAY	0- 0	0- 0	1- 0				
0- 0	0- 0	0- 0	NEUTRAL	0- 0	0- 0	0- 0				

RPI 1-25				RPI 26-50				RPI 51-100				RPI 101+				Team's RPI: 339	
RPI	S	Opponent	Score	RPI	S	Opponent	Score	RPI	S	Opponent	Score	RPI	S	Opponent	Score		
												153	H	Binghamton	48	60	
												191	A	Howard	56	64	
												235	H	Manhattan	61	62	
												244	A	Lafayette	29	61	
												264	H	Army West Point	68	70	
												267	H	Loyola Maryland	46	75	
												268	A	UMass Lowell	56	61	
												280	A	St. Francis Brooklyn	62	57	
												291	A	Pittsburgh	60	69	
												313	A	NJIT	68	59	
												315	H	Siena	67	58	
												318	H	Bryant	45	57	
												326	A	Saint Peter's	77	71	
LAST 10 Division I																	
				268	A	UMass Lowell	56	61	318	H	Bryant	45	57				
				326	A	Saint Peter's	77	71	280	A	St. Francis Brooklyn	62	57				
				315	H	Siena	67	58	264	H	Army West Point	68	70				
				313	A	NJIT	68	59	153	H	Binghamton	48	60				
				191	A	Howard	56	64	291	A	Pittsburgh	60	69				

Non-Div I Games:

Fairleigh Dickinson

■ Loss, ■ Non-Conf, S Site, H Home A Away N Neutral

Average RPI Win:	249	WON-LOST	WINNING	LAST 10	STRENGTH OF	OPP. STRENGTH	TEAM	ADJ.	CONF.	ADJ CONF.
Average RPI Loss:	101	RECORD	PCT. RANK	GAMES	SCHEDULE	OF SCHEDULE	RPI	RPI	RPI	RPI
DIV. I ONLY	7- 6	151	6-4	212	150	171	171	13	13	
DIV. I NON-CONF.	6- 5	151	5-3	199	101	175	175	16	16	
TOTALS	RPI 1-25	RPI 26-50	W-L RECORDS	RPI 51-100	RPI 101-150	RPI 150+				
7- 6	0- 1	0- 1	OVERALL	0- 1	0- 2	7- 1				
4- 3	0- 0	0- 1	HOME	0- 1	0- 1	4- 0				
3- 3	0- 1	0- 0	AWAY	0- 0	0- 1	3- 1				
0- 0	0- 0	0- 0	NEUTRAL	0- 0	0- 0	0- 0				
6- 5	0- 1	0- 1	NON-CONFERENCE	0- 1	0- 2	6- 0				
4- 3	0- 0	0- 1	HOME	0- 1	0- 1	4- 0				
2- 2	0- 1	0- 0	AWAY	0- 0	0- 1	2- 0				
0- 0	0- 0	0- 0	NEUTRAL	0- 0	0- 0	0- 0				
1- 1	0- 0	0- 0	CONFERENCE	0- 0	0- 0	1- 1				
0- 0	0- 0	0- 0	HOME	0- 0	0- 0	0- 0				
1- 1	0- 0	0- 0	AWAY	0- 0	0- 0	1- 1				
0- 0	0- 0	0- 0	NEUTRAL	0- 0	0- 0	0- 0				

RPI 1-25				RPI 26-50				RPI 51-100				RPI 101+ Team's RPI: 171			
RPI	S	Opponent	Score	RPI	S	Opponent	Score	RPI	S	Opponent	Score	RPI	S	Opponent	Score
14	A	Iowa	53 85	42	H	Kansas	60 90	85	H	Furman	63 69	113	A	Richmond	55 57
												123	H	Harvard	51 65
												154	A	Western Mich.	80 79
												156	A	Hampton	64 63
												180	H	Little Rock	79 72
												226	A	UTEP	65 96
												267	H	Loyola Maryland	72 61
												315	H	Siena	83 39
												335	A	UTSA	80 53
												337	H	Central Conn. St.	72 54
LAST 10 Division I															
123	H	Harvard	51 65	226	A	UTEP	65 96								
85	H	Furman	63 69	335	A	UTSA	80 53								
337	H	Central Conn. St.	72 54	154	A	Western Mich.	80 79								
42	H	Kansas	60 90	180	H	Little Rock	79 72								
267	H	Loyola Maryland	72 61	315	H	Siena	83 39								

Non-Div I Games:

Fla. Atlantic

■ Loss,
■ Non-Conf, S Site,
■ Home
■ Away
N Neutral

Average RPI Win:	241	WON-LOST	WINNING	LAST 10	STRENGTH OF	OPP. STRENGTH	TEAM	ADJ.	CONF.	ADJ CONF.
Average RPI Loss:	29	RECORD	PCT. RANK	GAMES	SCHEDULE	OF SCHEDULE	RPI	RPI	RPI	RPI
DIV. I ONLY	10- 5	82	6-4	233	64	141	141	4	4	
DIV. I NON-CONF.	9- 4	84	5-3	304	90	182	182	4	4	
TOTALS	RPI 1-25	RPI 26-50	W-L RECORDS	RPI 51-100	RPI 101-150	RPI 150+				
10- 5	0- 3	0- 1	OVERALL	1- 1	2- 0	7- 0				
7- 2	0- 2	0- 0	HOME	1- 0	2- 0	4- 0				
2- 2	0- 1	0- 1	AWAY	0- 0	0- 0	2- 0				
1- 1	0- 0	0- 0	NEUTRAL	0- 1	0- 0	1- 0				
9- 4	0- 2	0- 1	NON-CONFERENCE	0- 1	2- 0	7- 0				
6- 2	0- 2	0- 0	HOME	0- 0	2- 0	4- 0				
2- 1	0- 0	0- 1	AWAY	0- 0	0- 0	2- 0				
1- 1	0- 0	0- 0	NEUTRAL	0- 1	0- 0	1- 0				
1- 1	0- 1	0- 0	CONFERENCE	1- 0	0- 0	0- 0				
1- 0	0- 0	0- 0	HOME	1- 0	0- 0	0- 0				
0- 1	0- 1	0- 0	AWAY	0- 0	0- 0	0- 0				
0- 0	0- 0	0- 0	NEUTRAL	0- 0	0- 0	0- 0				

RPI	S	Opponent	Score	RPI	S	Opponent	Score	RPI	S	Opponent	Score	RPI	S	Opponent	Score	Team's RPI: 141
10	H	Indiana	49 73	42	A	Kansas	66 76	63	H	Vanderbilt	68 60	120	H	Davidson	55 50	
12	H	Florida St.	55 66					66	N	Wake Forest	68 73	150	H	Samford	84 48	
13	A	Mississippi St.	47 93									243	H	Longwood	71 54	
												248	N	Xavier	67 64	
												303	H	Presbyterian	60 46	
												306	A	Prairie View	51 44	
												310	H	Mercer	71 50	
												312	A	Grambling	72 65	
												350	H	Florida A&M	84 40	
LAST 10 Division I																
120	H	Davidson	55 50	63	H	Vanderbilt	68 60	13	A	Mississippi St.	47 93					
66	N	Wake Forest	68 73	306	A	Prairie View	51 44	350	H	Florida A&M	84 40					
248	N	Xavier	67 64	12	H	Florida St.	55 66									
310	H	Mercer	71 50													
42	A	Kansas	66 76													

Non-Div I Games:

Florida

Florida A&M

Through Games Of Jan. 7, 2020

Average RPI Win:	0	WON-LOST	WINNING	LAST 10	STRENGTH OF	OPP. STRENGTH	TEAM	ADJ.	CONF.	ADJ CONF.
Average RPI Loss:	236	RECORD	PCT. RANK	GAMES	SCHEDULE	OF SCHEDULE	RPI	RPI	RPI	RPI
DIV. I ONLY	0- 11	344	0-10	304	350	350	350	31	31	
DIV. I NON-CONF.	0- 9	338	0-8	296	351	350	350	31	31	
TOTALS	RPI 1-25	RPI 26-50	W-L RECORDS	RPI 51-100	RPI 101-150	RPI 150+				
0- 11	0- 0	0- 1	OVERALL	0- 1	0- 1	0- 8				
0- 2	0- 0	0- 0	HOME	0- 0	0- 0	0- 2				
0- 9	0- 0	0- 1	AWAY	0- 1	0- 1	0- 6				
0- 0	0- 0	0- 0	NEUTRAL	0- 0	0- 0	0- 0				
0- 9	0- 0	0- 1	NON-CONFERENCE	0- 0	0- 1	0- 7				
0- 2	0- 0	0- 0	HOME	0- 0	0- 0	0- 2				
0- 7	0- 0	0- 1	AWAY	0- 0	0- 1	0- 5				
0- 0	0- 0	0- 0	NEUTRAL	0- 0	0- 0	0- 0				
0- 2	0- 0	0- 0	CONFERENCE	0- 1	0- 0	0- 1				
0- 0	0- 0	0- 0	HOME	0- 0	0- 0	0- 0				
0- 2	0- 0	0- 0	AWAY	0- 1	0- 0	0- 1				
0- 0	0- 0	0- 0	NEUTRAL	0- 0	0- 0	0- 0				

RPI S	Opponent	Score	RPI S	Opponent	Score	RPI S	Opponent	Score	RPI S	Opponent	Score
48	A LSU	45 73	86	A N.C. A&T	44 71	141	A Florida	40 84	213	A Texas Tech	60 98
						214	H Jacksonville	54 88	261	H Alabama A&M	53 77
						314	A N.C. Central	57 66	317	A Alcorn	42 58
						324	A Jacksonville St.	67 72	329	A USC Upstate	61 74
						346	A Mississippi Val.	70 71			
LAST 10 Division I											
48	A LSU	45 73	86	A N.C. A&T	44 71						
261	H Alabama A&M	53 77	314	A N.C. Central	57 66						
214	H Jacksonville	54 88	141	A Florida	40 84						
317	A Alcorn	42 58	213	A Texas Tech	60 98						
346	A Mississippi Val.	70 71	324	A Jacksonville St.	67 72						

Non-Div I Games: Johnson (FL) 102 40 Trinity Baptist 103 54

Florida A&M

Loss, Non-Conf, S Site, H Home A Away N Neutral

Average RPI Win:	123	WON-LOST	WINNING	LAST 10	STRENGTH OF	OPP. STRENGTH	TEAM	ADJ.	CONF.	ADJ CONF.
Average RPI Loss:	54	RECORD	PCT. RANK	GAMES	SCHEDULE	OF SCHEDULE	RPI	RPI	RPI	RPI
DIV. I ONLY	14- 1	5	9-1	55	22	12	12	3	3	
DIV. I NON-CONF.	11- 0	1	6-0	76	82	8	8	2	2	
TOTALS	RPI 1-25	RPI 26-50	W-L RECORDS	RPI 51-100	RPI 101-150	RPI 150+				
14- 1	2- 0	3- 0	OVERALL	3- 1	2- 0	4- 0				
7- 0	1- 0	0- 0	HOME	3- 0	1- 0	2- 0				
5- 1	0- 0	2- 0	AWAY	0- 1	1- 0	2- 0				
2- 0	1- 0	1- 0	NEUTRAL	0- 0	0- 0	0- 0				
11- 0	1- 0	2- 0	NON-CONFERENCE	3- 0	2- 0	3- 0				
6- 0	0- 0	0- 0	HOME	3- 0	1- 0	2- 0				
3- 0	0- 0	1- 0	AWAY	0- 0	1- 0	1- 0				
2- 0	1- 0	1- 0	NEUTRAL	0- 0	0- 0	0- 0				
3- 1	1- 0	1- 0	CONFERENCE	0- 1	0- 0	1- 0				
1- 0	1- 0	0- 0	HOME	0- 0	0- 0	0- 0				
2- 1	0- 0	1- 0	AWAY	0- 1	0- 0	1- 0				
0- 0	0- 0	0- 0	NEUTRAL	0- 0	0- 0	0- 0				

RPI 1-25				Team's RPI: 12				RPI 26-50				RPI 51-100				RPI 101+			
RPI	S	Opponent	Score	RPI	S	Opponent	Score	RPI	S	Opponent	Score	RPI	S	Opponent	Score	RPI	S	Opponent	Score
11	N	Texas A&M	80 58	29	A	Miami (FL)	73 62	54	A	Syracuse	89 90	141	A	Florida	66 55				
18	H	Virginia Tech	86 62	43	N	Michigan	79 69	69	H	St. John's (NY)	74 70	150	H	Samford	88 59				
				48	A	LSU	70 62	73	H	North Florida	70 41	167	A	Clemson	81 64				
								88	H	Michigan St.	78 68	214	H	Jacksonville	75 41				
												334	A	UIC	86 42				
												342	H	Charleston So.	88 36				
LAST 10 Division I																			
				18	H	Virginia Tech	86 62	29	A	Miami (FL)	73 62								
				43	N	Michigan	79 69	54	A	Syracuse	89 90								
				73	H	North Florida	70 41	88	H	Michigan St.	78 68								
				69	H	St. John's (NY)	74 70	11	N	Texas A&M	80 58								
				167	A	Clemson	81 64	141	A	Florida	66 55								

Non-Div I Games:

Florida St.

Fordham

Through Games Of Jan. 7, 2020

Average RPI Win:	171	WON-LOST	WINNING	LAST 10	STRENGTH OF	OPP. STRENGTH	TEAM	ADJ.	CONF.	ADJ CONF.
Average RPI Loss:	110	RECORD	PCT. RANK	GAMES	SCHEDULE	OF SCHEDULE	RPI	RPI	RPI	RPI
DIV. I ONLY	9- 5	94	9-1	190	63	124	124	12	12	
DIV. I NON-CONF.	8- 5	117	8-1	161	59	116	116	11	11	
TOTALS	RPI 1-25	RPI 26-50	W-L RECORDS	RPI 51-100	RPI 101-150	RPI 150+				
9- 5	0- 0	1- 1	OVERALL	1- 1	2- 2	5- 1				
6- 2	0- 0	0- 0	HOME	0- 1	2- 1	4- 0				
2- 2	0- 0	1- 0	AWAY	0- 0	0- 1	1- 1				
1- 1	0- 0	0- 1	NEUTRAL	1- 0	0- 0	0- 0				
8- 5	0- 0	1- 1	NON-CONFERENCE	1- 1	2- 2	4- 1				
5- 2	0- 0	0- 0	HOME	0- 1	2- 1	3- 0				
2- 2	0- 0	1- 0	AWAY	0- 0	0- 1	1- 1				
1- 1	0- 0	0- 1	NEUTRAL	1- 0	0- 0	0- 0				
1- 0	0- 0	0- 0	CONFERENCE	0- 0	0- 0	1- 0				
1- 0	0- 0	0- 0	HOME	0- 0	0- 0	1- 0				
0- 0	0- 0	0- 0	AWAY	0- 0	0- 0	0- 0				
0- 0	0- 0	0- 0	NEUTRAL	0- 0	0- 0	0- 0				

RPI 1-25				RPI 26-50				RPI 51-100				RPI 101+				Team's RPI: 124	
RPI	S	Opponent	Score	RPI	S	Opponent	Score	RPI	S	Opponent	Score	RPI	S	Opponent	Score		
				44	N	Arkansas	59 71	53	H	Villanova	66 73	101	H	Notre Dame	55 60		
				46	A	Charlotte	76 51	90	N	Lehigh	59 57						

Non-Div I Games:

Fordham

Loss, Non-Conf, S Site, H Home A Away N Neutral

Average RPI Win: 241		WON-LOST	WINNING	LAST 10	STRENGTH OF	OPP. STRENGTH	TEAM	ADJ.	CONF.	ADJ CONF.
Average RPI Loss: 112		RECORD	PCT. RANK	GAMES	SCHEDULE	OF SCHEDULE	RPI	RPI	RPI	RPI
DIV. I ONLY		9- 4	71	6-4	261	204	135	135	22	22
DIV. I NON-CONF.		5- 4	140	2-4	265	121	176	176	25	25
TOTALS	RPI 1-25	RPI 26-50		W-L RECORDS		RPI 51-100	RPI 101-150		RPI 150+	
9- 4	0- 0	0- 0		OVERALL		0- 2	0- 1		9- 1	
4- 1	0- 0	0- 0		HOME		0- 0	0- 1		4- 0	
4- 2	0- 0	0- 0		AWAY		0- 1	0- 0		4- 1	
1- 1	0- 0	0- 0		NEUTRAL		0- 1	0- 0		1- 0	
5- 4	0- 0	0- 0		NON-CONFERENCE		0- 2	0- 1		5- 1	
2- 1	0- 0	0- 0		HOME		0- 0	0- 1		2- 0	
2- 2	0- 0	0- 0		AWAY		0- 1	0- 0		2- 1	
1- 1	0- 0	0- 0		NEUTRAL		0- 1	0- 0		1- 0	
4- 0	0- 0	0- 0		CONFERENCE		0- 0	0- 0		4- 0	
2- 0	0- 0	0- 0		HOME		0- 0	0- 0		2- 0	
2- 0	0- 0	0- 0		AWAY		0- 0	0- 0		2- 0	
0- 0	0- 0	0- 0		NEUTRAL		0- 0	0- 0		0- 0	

RPI 1-25				RPI 26-50				RPI 51-100				RPI 101+				Team's RPI: 135	
RPI	S	Opponent	Score	RPI	S	Opponent	Score	RPI	S	Opponent	Score	RPI	S	Opponent	Score		
								58	N	Yale	67	87	133	H	BYU	65	71
								96	A	Santa Clara	66	90	151	A	Montana	76	63
												160	A	Portland	64	75	
												209	A	San Jose St.	85	76	
												210	N	Georgetown	82	69	
												225	H	UC Davis	73	65	
												242	A	UNLV	72	66	
												246	H	Northern Ariz.	83	66	
												260	H	Utah St.	76	64	
												299	H	San Diego St.	79	54	
												325	A	Cal Poly	79	52	
LAST 10 Division I																	
				96	A	Santa Clara	66	90	209	A	San Jose St.	85	76				
				260	H	Utah St.	76	64	299	H	San Diego St.	79	54				
				242	A	UNLV	72	66	246	H	Northern Ariz.	83	66				
				210	N	Georgetown	82	69	133	H	BYU	65	71				
				58	N	Yale	67	87	160	A	Portland	64	75				

Non-Div I Games:	La Verne	111	56	UC Merced	92	26
------------------	----------	-----	----	-----------	----	----

Fresno St.

Loss, Non-Conf, S Site, H Home A Away N Neutral

F
u
r
m
a
n

F
u
r
m
a
n

Furman

Page 93

Ga. Southern

Through Games Of Jan. 7, 2020

Average RPI Win:	267	WON-LOST	WINNING	LAST 10	STRENGTH OF	OPP. STRENGTH	TEAM	ADJ.	CONF.	ADJ CONF.
Average RPI Loss:	177	RECORD	PCT. RANK	GAMES	SCHEDULE	OF SCHEDULE	RPI	RPI	RPI	RPI
DIV. I ONLY	5- 8	231	5-5	294	282	274	274	23	23	
DIV. I NON-CONF.	3- 8	268	3-5	290	231	297	297	22	22	
TOTALS	RPI 1-25	RPI 26-50	W-L RECORDS	RPI 51-100	RPI 101-150	RPI 150+				
5- 8	0- 0	0- 0	OVERALL	0- 2	0- 3	5- 3				
2- 2	0- 0	0- 0	HOME	0- 0	0- 1	2- 1				
2- 5	0- 0	0- 0	AWAY	0- 1	0- 2	2- 2				
1- 1	0- 0	0- 0	NEUTRAL	0- 1	0- 0	1- 0				
3- 8	0- 0	0- 0	NON-CONFERENCE	0- 2	0- 3	3- 3				
0- 2	0- 0	0- 0	HOME	0- 0	0- 1	0- 1				
2- 5	0- 0	0- 0	AWAY	0- 1	0- 2	2- 2				
1- 1	0- 0	0- 0	NEUTRAL	0- 1	0- 0	1- 0				
2- 0	0- 0	0- 0	CONFERENCE	0- 0	0- 0	2- 0				
2- 0	0- 0	0- 0	HOME	0- 0	0- 0	2- 0				
0- 0	0- 0	0- 0	AWAY	0- 0	0- 0	0- 0				
0- 0	0- 0	0- 0	NEUTRAL	0- 0	0- 0	0- 0				

RPI 1-25			RPI 26-50			RPI 51-100			RPI 101+			Team's RPI: 274
RPI	S	Opponent	Score	RPI	S	Opponent	Score	RPI	S	Opponent	Score	
						85 A Furman	63 78	140 H North Dakota		56 69		
						87 N Kent St.	48 62	144 A Tulane		40 56		
								148 A Bethune-Cookman		57 75		
								179 H Louisiana		83 67		
								249 H Kennesaw St.		69 95		
								256 A Ole Miss		66 69		
								257 A Winthrop		91 47		
								266 A Wofford		70 57		
								280 N St. Francis Brooklyn		78 47		
								310 A Mercer		52 62		
								351 H La.-Monroe		64 47		
LAST 10 Division I												
144 A Tulane		40 56	179 H Louisiana		83 67							
280 N St. Francis Brooklyn		78 47	351 H La.-Monroe		64 47							
87 N Kent St.		48 62	266 A Wofford		70 57							
256 A Ole Miss		66 69	257 A Winthrop		91 47							
310 A Mercer		52 62	148 A Bethune-Cookman		57 75							

Non-Div I Games:

Ga. Southern

 Loss,
 Non-Conf,
 S Site,
 H Home
 A Away
N Neutral

Average RPI Win:	284	WON-LOST	WINNING	LAST 10	STRENGTH OF	OPP. STRENGTH	TEAM	ADJ.	CONF.	ADJ CONF.
Average RPI Loss:	102	RECORD	PCT. RANK	GAMES	SCHEDULE	OF SCHEDULE	RPI	RPI	RPI	RPI
DIV. I ONLY	7- 6	151	5-5	305	156	200	200	27	27	
DIV. I NON-CONF.	5- 4	140	3-3	277	74	174	174	27	27	
TOTALS	RPI 1-25	RPI 26-50	W-L RECORDS	RPI 51-100	RPI 101-150	RPI 150+				
7- 6	0- 1	0- 1	OVERALL	0- 2	0- 0	7- 2				
4- 1	0- 0	0- 0	HOME	0- 1	0- 0	4- 0				
3- 5	0- 1	0- 1	AWAY	0- 1	0- 0	3- 2				
0- 0	0- 0	0- 0	NEUTRAL	0- 0	0- 0	0- 0				
5- 4	0- 1	0- 1	NON-CONFERENCE	0- 2	0- 0	5- 0				
3- 1	0- 0	0- 0	HOME	0- 1	0- 0	3- 0				
2- 3	0- 1	0- 1	AWAY	0- 1	0- 0	2- 0				
0- 0	0- 0	0- 0	NEUTRAL	0- 0	0- 0	0- 0				
2- 2	0- 0	0- 0	CONFERENCE	0- 0	0- 0	2- 2				
1- 0	0- 0	0- 0	HOME	0- 0	0- 0	1- 0				
1- 2	0- 0	0- 0	AWAY	0- 0	0- 0	1- 2				
0- 0	0- 0	0- 0	NEUTRAL	0- 0	0- 0	0- 0				

RPI 1-25				RPI 26-50				RPI 51-100				RPI 101+ Team's RPI: 200			
RPI	S	Opponent	Score	RPI	S	Opponent	Score	RPI	S	Opponent	Score	RPI	S	Opponent	Score
18	A	Virginia Tech	65 87	46	A	Charlotte	49 74	64	A	Georgia	56 84	156	A	Hampton	58 63
								85	H	Furman	67 72	211	H	Delaware	67 65
												243	A	Longwood	70 80
												257	H	Winthrop	71 59
												266	H	Wofford	67 53
												273	A	Appalachian St.	67 56
												310	A	Mercer	65 62
												328	H	Western Caro.	88 62
												342	A	Charleston So.	79 52
LAST 10 Division I															
342	A	Charleston So.	79 52	257	H	Winthrop	71 59								
243	A	Longwood	70 80	156	A	Hampton	58 63								
64	A	Georgia	56 84	18	A	Virginia Tech	65 87								
310	A	Mercer	65 62	85	H	Furman	67 72								
211	H	Delaware	67 65	328	H	Western Caro.	88 62								

Non-Div I Games:

Gardner-Webb

■ Loss,
 ■ Non-Conf,
 ■ S Site,
 ■ H Home
 ■ A Away
 N Neutral

George Mason

Through Games Of Jan. 7, 2020

Average RPI Win:	220	WON-LOST	WINNING	LAST 10	STRENGTH OF	OPP. STRENGTH	TEAM	ADJ.	CONF.	ADJ CONF.
Average RPI Loss:	144	RECORD	PCT. RANK	GAMES	SCHEDULE	OF SCHEDULE	RPI	RPI	RPI	RPI
DIV. I ONLY	7- 7	170	4-6	122	249	161	161	12	12	
DIV. I NON-CONF.	6- 7	182	3-6	126	277	171	171	11	11	
TOTALS	RPI 1-25	RPI 26-50	W-L RECORDS	RPI 51-100	RPI 101-150	RPI 150+				
7- 7	0- 1	0- 0	OVERALL	0- 1	1- 2	6- 3				
3- 4	0- 1	0- 0	HOME	0- 1	1- 0	2- 2				
4- 2	0- 0	0- 0	AWAY	0- 0	0- 1	4- 1				
0- 1	0- 0	0- 0	NEUTRAL	0- 0	0- 1	0- 0				
6- 7	0- 1	0- 0	NON-CONFERENCE	0- 1	0- 2	6- 3				
2- 4	0- 1	0- 0	HOME	0- 1	0- 0	2- 2				
4- 2	0- 0	0- 0	AWAY	0- 0	0- 1	4- 1				
0- 1	0- 0	0- 0	NEUTRAL	0- 0	0- 1	0- 0				
1- 0	0- 0	0- 0	CONFERENCE	0- 0	1- 0	0- 0				
1- 0	0- 0	0- 0	HOME	0- 0	1- 0	0- 0				
0- 0	0- 0	0- 0	AWAY	0- 0	0- 0	0- 0				
0- 0	0- 0	0- 0	NEUTRAL	0- 0	0- 0	0- 0				

RPI 1-25			RPI 26-50			RPI 51-100			RPI 101+			Team's RPI: 161
RPI	S	Opponent	Score	RPI	S	Opponent	Score	RPI	S	Opponent	Score	
18	H	Virginia Tech	58 77					83	H	Bucknell	51 64	
								129	A	Coastal Caro.	59 74	
								131	H	George Washington	70 60	
								136	N	Bradley	59 61	
								175	H	American	73 55	
								191	H	Howard	75 86	
								194	A	SMU	59 58	
								203	A	Penn St.	78 68	
								211	A	Delaware	44 63	
								236	A	Col. of Charleston	72 61	
								240	H	UMKC	58 64	
								278	A	Navy	67 58	
								322	H	Detroit Mercy	75 62	
LAST 10 Division I												
211	A	Delaware	44 63	131	H	George Washington	70 60					
191	H	Howard	75 86	194	A	SMU	59 58					
278	A	Navy	67 58	136	N	Bradley	59 61					
83	H	Bucknell	51 64	240	H	UMKC	58 64					
129	A	Coastal Caro.	59 74	203	A	Penn St.	78 68					

Non-Div I Games:

George Mason

■ Loss,
 ■ Non-Conf,
 S Site,
 ■ Home
 ■ Away
 N Neutral

Average RPI Win:	200	WON-LOST	WINNING	LAST 10	STRENGTH OF	OPP. STRENGTH	TEAM	ADJ.	CONF.	ADJ CONF.
Average RPI Loss:	85	RECORD	PCT. RANK	GAMES	SCHEDULE	OF SCHEDULE	RPI	RPI	RPI	RPI
DIV. I ONLY	6- 8	205	4-6	65	126	131	131	12	12	
DIV. I NON-CONF.	6- 7	182	4-5	65	144	114	114	11	11	
TOTALS	RPI 1-25	RPI 26-50	W-L RECORDS	RPI 51-100	RPI 101-150	RPI 150+				
6- 8	0- 2	0- 2	OVERALL	1- 1	0- 1	5- 2				
2- 4	0- 1	0- 2	HOME	0- 0	0- 1	2- 0				
4- 4	0- 1	0- 0	AWAY	1- 1	0- 0	3- 2				
0- 0	0- 0	0- 0	NEUTRAL	0- 0	0- 0	0- 0				
6- 7	0- 2	0- 2	NON-CONFERENCE	1- 1	0- 1	5- 1				
2- 4	0- 1	0- 2	HOME	0- 0	0- 1	2- 0				
4- 3	0- 1	0- 0	AWAY	1- 1	0- 0	3- 1				
0- 0	0- 0	0- 0	NEUTRAL	0- 0	0- 0	0- 0				
0- 1	0- 0	0- 0	CONFERENCE	0- 0	0- 0	0- 1				
0- 0	0- 0	0- 0	HOME	0- 0	0- 0	0- 0				
0- 1	0- 0	0- 0	AWAY	0- 0	0- 0	0- 1				
0- 0	0- 0	0- 0	NEUTRAL	0- 0	0- 0	0- 0				

RPI 1-25				RPI 26-50				RPI 51-100				RPI 101+ Team's RPI: 131			
RPI	S	Opponent	Score	RPI	S	Opponent	Score	RPI	S	Opponent	Score	RPI	S	Opponent	Score
19	H	Princeton	50 75	30	H	James Madison	50 69	53	A	Villanova	68 56	130	H	William & Mary	51 63
25	A	Maryland	54 88	49	H	Minnesota	50 83	90	A	Lehigh	53 59	161	A	George Mason	60 70
												166	A	Memphis	64 63
												175	A	American	53 66
												210	H	Georgetown	52 49
												211	A	Delaware	63 49
												218	A	Quinnipiac	78 67
												340	H	Coppin St.	54 35
LAST 10 Division I															
175	A	American	53 66	161	A	George Mason	60 70								
30	H	James Madison	50 69	130	H	William & Mary	51 63								
49	H	Minnesota	50 83	340	H	Coppin St.	54 35								
218	A	Quinnipiac	78 67	210	H	Georgetown	52 49								
211	A	Delaware	63 49	25	A	Maryland	54 88								

Non-Div I Games:

George Washington

■ Loss,
 ■ Non-Conf, S Site,
 ■ Home
 ■ Away
 N Neutral

Average RPI Win:	247	WON-LOST	WINNING	LAST 10	STRENGTH OF	OPP. STRENGTH	TEAM	ADJ.	CONF.	ADJ CONF.
Average RPI Loss:	99	RECORD	PCT. RANK	GAMES	SCHEDULE	OF SCHEDULE	RPI	RPI	RPI	RPI
DIV. I ONLY	4- 11	278	3-7	112	127	210	210	6	6	
DIV. I NON-CONF.	3- 8	268	2-4	192	204	239	239	6	6	
TOTALS	RPI 1-25	RPI 26-50	W-L RECORDS	RPI 51-100	RPI 101-150	RPI 150+				
4- 11	0- 1	0- 1	OVERALL	0- 2	1- 7	3- 0				
1- 4	0- 1	0- 1	HOME	0- 0	1- 2	0- 0				
3- 6	0- 0	0- 0	AWAY	0- 2	0- 4	3- 0				
0- 1	0- 0	0- 0	NEUTRAL	0- 0	0- 1	0- 0				
3- 8	0- 0	0- 1	NON-CONFERENCE	0- 0	0- 7	3- 0				
0- 3	0- 0	0- 1	HOME	0- 0	0- 2	0- 0				
3- 4	0- 0	0- 0	AWAY	0- 0	0- 4	3- 0				
0- 1	0- 0	0- 0	NEUTRAL	0- 0	0- 1	0- 0				
1- 3	0- 1	0- 0	CONFERENCE	0- 2	1- 0	0- 0				
1- 1	0- 1	0- 0	HOME	0- 0	1- 0	0- 0				
0- 2	0- 0	0- 0	AWAY	0- 2	0- 0	0- 0				
0- 0	0- 0	0- 0	NEUTRAL	0- 0	0- 0	0- 0				

RPI 1-25				RPI 26-50				RPI 51-100				RPI 101+ Team's RPI: 210			
RPI	S	Opponent	Score	RPI	S	Opponent	Score	RPI	S	Opponent	Score	RPI	S	Opponent	Score
17	H	Creighton	56 65	30	H	James Madison	59 66	69	A	St. John's (NY)	54 71	113	H	Richmond	49 51
								74	A	Seton Hall	60 79	119	H	Providence	62 53
												120	A	Davidson	52 66
												124	A	Fordham	54 67
												131	A	George Washington	49 52
												132	H	Rider	64 65
												135	N	Fresno St.	69 82
												149	A	Columbia	49 54
												285	A	LMU (CA)	64 53
												291	A	Pittsburgh	66 56
												293	A	UMES	57 39
LAST 10 Division I															
119	H	Providence	62 53	74	A	Seton Hall	60 79	119	H	Providence	62 53	74	A	Seton Hall	60 79
17	H	Creighton	56 65	69	A	St. John's (NY)	54 71	119	H	Providence	62 53	74	A	Seton Hall	60 79
293	A	UMES	57 39	149	A	Columbia	49 54	119	H	Providence	62 53	74	A	Seton Hall	60 79
132	H	Rider	64 65	135	N	Fresno St.	69 82	119	H	Providence	62 53	74	A	Seton Hall	60 79
124	A	Fordham	54 67	285	A	LMU (CA)	64 53	119	H	Providence	62 53	74	A	Seton Hall	60 79

Non-Div I Games:

Georgetown

■ Loss,
 ■ Non-Conf,
 ■ S Site,
 ■ H Home
 ■ A Away
 N Neutral

Average RPI Win:	192	WON-LOST	WINNING	LAST 10	STRENGTH OF	OPP. STRENGTH	TEAM	ADJ.	CONF.	ADJ CONF.
Average RPI Loss:	29	RECORD	PCT. RANK	GAMES	SCHEDULE	OF SCHEDULE	RPI	RPI	RPI	RPI
DIV. I ONLY	10- 5	82	7-3	23	129	64	64	4	4	
DIV. I NON-CONF.	9- 4	84	6-2	32	171	72	72	4	4	
TOTALS	RPI 1-25	RPI 26-50	W-L RECORDS	RPI 51-100	RPI 101-150	RPI 150+				
10- 5	1- 2	0- 2	OVERALL	2- 1	0- 0	7- 0				
7- 4	0- 2	0- 1	HOME	2- 1	0- 0	5- 0				
1- 1	0- 0	0- 1	AWAY	0- 0	0- 0	1- 0				
2- 0	1- 0	0- 0	NEUTRAL	0- 0	0- 0	1- 0				
9- 4	1- 1	0- 2	NON-CONFERENCE	2- 1	0- 0	6- 0				
7- 3	0- 1	0- 1	HOME	2- 1	0- 0	5- 0				
0- 1	0- 0	0- 1	AWAY	0- 0	0- 0	0- 0				
2- 0	1- 0	0- 0	NEUTRAL	0- 0	0- 0	1- 0				
1- 1	0- 1	0- 0	CONFERENCE	0- 0	0- 0	1- 0				
0- 1	0- 1	0- 0	HOME	0- 0	0- 0	0- 0				
1- 0	0- 0	0- 0	AWAY	0- 0	0- 0	1- 0				
0- 0	0- 0	0- 0	NEUTRAL	0- 0	0- 0	0- 0				

RPI 1-25				RPI 26-50				RPI 51-100				Team's RPI: 64	RPI 101+			
RPI	S	Opponent	Score	RPI	S	Opponent	Score	RPI	S	Opponent	Score		RPI	S	Opponent	Score
7	H	UCLA	50 59	31	H	Georgia Tech	40 73	53	H	Villanova	58 63		152	N	Butler	69 36
13	H	Mississippi St.	66 73	39	A	Baylor	38 72	85	H	Furman	77 48		200	H	Gardner-Webb	84 56
18	N	Virginia Tech	77 72					86	H	N.C. A&T	72 54		233	H	East Carolina	67 50
													249	H	Kennesaw St.	80 65
													256	A	Ole Miss	58 51
													310	H	Mercer	76 60
													329	H	USC Upstate	67 53
LAST 10 Division I																
233	H	East Carolina	67 50	13	H	Mississippi St.	66 73	256	A	Ole Miss	58 51		18	N	Virginia Tech	77 72
200	H	Gardner-Webb	84 56										152	N	Butler	69 36
7	H	UCLA	50 59										329	H	USC Upstate	67 53
85	H	Furman	77 48													
39	A	Baylor	38 72													

Non-Div I Games:

Georgia

■ Loss,
 ■ Non-Conf, S Site,
 ■ Home
 ■ Away
 N Neutral

Average RPI Win:	322	WON-LOST	WINNING	LAST 10	STRENGTH OF	OPP. STRENGTH	TEAM	ADJ.	CONF.	ADJ CONF.
Average RPI Loss:	159	RECORD	PCT. RANK	GAMES	SCHEDULE	OF SCHEDULE	RPI	RPI	RPI	RPI
DIV. I ONLY	4- 9	260	4-6	286	300	319	319	23	23	
DIV. I NON-CONF.	3- 8	268	3-5	267	258	314	314	22	22	
TOTALS	RPI 1-25	RPI 26-50	W-L RECORDS	RPI 51-100	RPI 101-150	RPI 150+				
4- 9	0- 1	0- 1	OVERALL	0- 2	0- 0	4- 5				
3- 5	0- 1	0- 0	HOME	0- 0	0- 0	3- 4				
0- 4	0- 0	0- 1	AWAY	0- 2	0- 0	0- 1				
1- 0	0- 0	0- 0	NEUTRAL	0- 0	0- 0	1- 0				
3- 8	0- 1	0- 1	NON-CONFERENCE	0- 2	0- 0	3- 4				
2- 4	0- 1	0- 0	HOME	0- 0	0- 0	2- 3				
0- 4	0- 0	0- 1	AWAY	0- 2	0- 0	0- 1				
1- 0	0- 0	0- 0	NEUTRAL	0- 0	0- 0	1- 0				
1- 1	0- 0	0- 0	CONFERENCE	0- 0	0- 0	1- 1				
1- 1	0- 0	0- 0	HOME	0- 0	0- 0	1- 1				
0- 0	0- 0	0- 0	AWAY	0- 0	0- 0	0- 0				
0- 0	0- 0	0- 0	NEUTRAL	0- 0	0- 0	0- 0				

RPI 1-25				RPI 26-50				RPI 51-100				RPI 101+ Team's RPI: 319			
RPI	S	Opponent	Score	RPI	S	Opponent	Score	RPI	S	Opponent	Score	RPI	S	Opponent	Score
25	H	Maryland	41 114	31	A	Georgia Tech	28 69	85	A	Furman	55 62	179	H	Louisiana	65 75
								99	A	UNC Greensboro	49 64	205	H	Toledo	48 74
												226	A	UTEP	68 71
												261	H	Alabama A&M	52 67
												290	H	SIUE	74 73
												302	N	New Mexico St.	59 51
												321	H	FIU	63 70
												345	H	South Carolina St.	77 52
												351	H	La.-Monroe	68 52
LAST 10 Division I															
290	H	SIUE	74 73	351	H	La.-Monroe	68 52								
345	H	South Carolina St.	77 52	179	H	Louisiana	65 75								
25	H	Maryland	41 114	226	A	UTEP	68 71								
99	A	UNC Greensboro	49 64	302	N	New Mexico St.	59 51								
85	A	Furman	55 62	261	H	Alabama A&M	52 67								

Non-Div I Games:

Georgia St.

■ Loss,
 ■ Non-Conf,
 ■ S Site,
 ■ H Home
 ■ A Away
 N Neutral

Average RPI Win:	156	WON-LOST	WINNING	LAST 10	STRENGTH OF	OPP. STRENGTH	TEAM	ADJ.	CONF.	ADJ CONF.
Average RPI Loss:	39	RECORD	PCT. RANK	GAMES	SCHEDULE	OF SCHEDULE	RPI	RPI	RPI	RPI
DIV. I ONLY	11- 3	41	7-3	64	15	31	31	3	3	
DIV. I NON-CONF.	9- 2	40	5-2	75	87	30	30	2	2	
TOTALS	RPI 1-25	RPI 26-50	W-L RECORDS	RPI 51-100	RPI 101-150	RPI 150+				
11- 3	0- 1	2- 1	OVERALL	2- 1	2- 0	5- 0				
7- 0	0- 0	2- 0	HOME	0- 0	2- 0	3- 0				
2- 1	0- 0	0- 0	AWAY	1- 1	0- 0	1- 0				
2- 2	0- 1	0- 1	NEUTRAL	1- 0	0- 0	1- 0				
9- 2	0- 1	0- 1	NON-CONFERENCE	2- 0	2- 0	5- 0				
5- 0	0- 0	0- 0	HOME	0- 0	2- 0	3- 0				
2- 0	0- 0	0- 0	AWAY	1- 0	0- 0	1- 0				
2- 2	0- 1	0- 1	NEUTRAL	1- 0	0- 0	1- 0				
2- 1	0- 0	2- 0	CONFERENCE	0- 1	0- 0	0- 0				
2- 0	0- 0	2- 0	HOME	0- 0	0- 0	0- 0				
0- 1	0- 0	0- 0	AWAY	0- 1	0- 0	0- 0				
0- 0	0- 0	0- 0	NEUTRAL	0- 0	0- 0	0- 0				

RPI 1-25				RPI 26-50				Team's RPI: 31				RPI 51-100				RPI 101+			
RPI	S	Opponent	Score	RPI	S	Opponent	Score	RPI	S	Opponent	Score	RPI	S	Opponent	Score	RPI	S	Opponent	Score
11	N	Texas A&M	48 60	29	H	Miami (FL)	61 54	64	A	Georgia	73 40	110	H	Wisconsin	60 41				
				32	H	Virginia	61 51	66	A	Wake Forest	60 65	115	H	Houston	69 38				
				40	N	Rutgers	43 46	74	N	Seton Hall	79 54	183	N	Rice	54 52				
												224	H	ETSU	87 48				
												249	A	Kennesaw St.	63 47				
												312	H	Grambling	89 42				
												319	H	Georgia St.	69 28				
LAST 10 Division I																			
				32	H	Virginia	61 51	66	A	Wake Forest	60 65								
				183	N	Rice	54 52	29	H	Miami (FL)	61 54								
				11	N	Texas A&M	48 60	110	H	Wisconsin	60 41								
				224	H	ETSU	87 48	40	N	Rutgers	43 46								
				249	A	Kennesaw St.	63 47	74	N	Seton Hall	79 54								

Non-Div I Games:

Georgia Tech

■ Loss,
 ■ Non-Conf, S Site,
 ■ Home
 ■ Away
 N Neutral

Gonzaga

Through Games Of Jan. 7, 2020

Average RPI Win: 114		WON-LOST	WINNING	LAST 10	STRENGTH OF	OPP. STRENGTH	TEAM	ADJ.	CONF.	ADJ CONF.
Average RPI Loss: 5	RECORD	PCT. RANK	GAMES	SCHEDULE	OF SCHEDULE	RPI	RPI	RPI	RPI	
DIV. I ONLY	14- 1	5	10-0	36	8	8	8	11	11	
DIV. I NON-CONF.	11- 1	14	7-0	24	3	4	4	12	12	
<hr/>										
TOTALS	RPI 1-25	RPI 26-50		W-L RECORDS		RPI 51-100	RPI 101-150	RPI 150+		
14- 1	2- 1	1- 0		OVERALL		4- 0	3- 0	4- 0		
6- 0	1- 0	0- 0		HOME		3- 0	0- 0	2- 0		
5- 1	0- 1	0- 0		AWAY		1- 0	2- 0	2- 0		
3- 0	1- 0	1- 0		NEUTRAL		0- 0	1- 0	0- 0		
11- 1	2- 1	1- 0		NON-CONFERENCE		4- 0	2- 0	2- 0		
5- 0	1- 0	0- 0		HOME		3- 0	0- 0	1- 0		
3- 1	0- 1	0- 0		AWAY		1- 0	1- 0	1- 0		
3- 0	1- 0	1- 0		NEUTRAL		0- 0	1- 0	0- 0		
3- 0	0- 0	0- 0		CONFERENCE		0- 0	1- 0	2- 0		
1- 0	0- 0	0- 0		HOME		0- 0	0- 0	1- 0		
2- 0	0- 0	0- 0		AWAY		0- 0	1- 0	1- 0		
0- 0	0- 0	0- 0		NEUTRAL		0- 0	0- 0	0- 0		

RPI	S	Opponent	Score	RPI	S	Opponent	Score	RPI	S	Opponent	Score	RPI	S	Opponent	Score
2	H	Missouri St.	64 52	47	N	Middle Tenn.	62 50	65	H	UT Martin	78 55	114	A	Montana St.	70 55
5	A	Stanford	70 76					77	A	Washington St.	76 53	125	N	Dayton	76 65
23	N	Purdue	63 50					78	H	Texas Southern	80 45	133	A	BYU	55 43
								84	H	CSU Bakersfield	92 48	160	H	Portland	62 57
												189	A	Wyoming	65 54
												207	A	San Diego	57 42
												297	H	Eastern Wash.	84 44
LAST 10 Division I															
160	H	Portland	62 57	207	A	San Diego	57 42	133	A	BYU	55 43	114	A	Montana St.	70 55
2	H	Missouri St.	64 52	47	N	Middle Tenn.	62 50	23	N	Purdue	63 50				
189	A	Wyoming	65 54												
78	H	Texas Southern	80 45												
77	A	Washington St.	76 53												

Non-Div I Games:

Gonzaga

■ Loss,
 ■ Non-Conf, S Site,
 ■ Home
 ■ Away
 N Neutral

Grambling

Through Games Of Jan. 7, 2020

Average RPI Win:	261	WON-LOST	WINNING	LAST 10	STRENGTH OF	OPP. STRENGTH	TEAM	ADJ.	CONF.	ADJ CONF.
Average RPI Loss:	165	RECORD	PCT. RANK	GAMES	SCHEDULE	OF SCHEDULE	RPI	RPI	RPI	RPI
DIV. I ONLY	1- 11	334	1-9	133	275	312	312	29	29	
DIV. I NON-CONF.	0- 10	338	0-8	59	274	305	305	28	28	
TOTALS	RPI 1-25	RPI 26-50	W-L RECORDS	RPI 51-100	RPI 101-150	RPI 150+				
1- 11	0- 1	0- 2	OVERALL	0- 0	0- 2	1- 6				
1- 3	0- 0	0- 0	HOME	0- 0	0- 2	1- 1				
0- 7	0- 1	0- 2	AWAY	0- 0	0- 0	0- 4				
0- 1	0- 0	0- 0	NEUTRAL	0- 0	0- 0	0- 1				
0- 10	0- 1	0- 2	NON-CONFERENCE	0- 0	0- 2	0- 5				
0- 2	0- 0	0- 0	HOME	0- 0	0- 2	0- 0				
0- 7	0- 1	0- 2	AWAY	0- 0	0- 0	0- 4				
0- 1	0- 0	0- 0	NEUTRAL	0- 0	0- 0	0- 1				
1- 1	0- 0	0- 0	CONFERENCE	0- 0	0- 0	1- 1				
1- 1	0- 0	0- 0	HOME	0- 0	0- 0	1- 1				
0- 0	0- 0	0- 0	AWAY	0- 0	0- 0	0- 0				
0- 0	0- 0	0- 0	NEUTRAL	0- 0	0- 0	0- 0				

RPI 1-25				RPI 26-50				RPI 51-100				RPI 101+ Team's RPI: 312			
RPI	S	Opponent	Score	RPI	S	Opponent	Score	RPI	S	Opponent	Score	RPI	S	Opponent	Score
22	A	Kentucky	35 81	31	A	Georgia Tech	42 89					118	H	UT Arlington	54 88
				39	A	Baylor	46 120					141	H	Florida	65 72
												153	N	Binghamton	67 88
												155	A	Wichita St.	65 77
												219	A	Louisiana Tech	66 70
												261	H	Alabama A&M	69 59
												281	H	Alabama St.	59 73
												321	A	FIU	55 56
												333	A	Northwestern St.	61 65
LAST 10 Division I															
155	A	Wichita St.	65 77	281	H	Alabama St.	59 73								
153	N	Binghamton	67 88	261	H	Alabama A&M	69 59								
321	A	FIU	55 56	22	A	Kentucky	35 81								
219	A	Louisiana Tech	66 70	118	H	UT Arlington	54 88								
333	A	Northwestern St.	61 65	31	A	Georgia Tech	42 89								

Non-Div I Games: Centenary (LA) 106 42

Grambling

Loss, Non-Conf, S Site, H Home A Away N Neutral

Grand Canyon

Through Games Of Jan. 7, 2020

Average RPI Win:	229	WON-LOST	WINNING	LAST 10	STRENGTH OF	OPP. STRENGTH	TEAM	ADJ.	CONF.	ADJ CONF.
Average RPI Loss:	151	RECORD	PCT. RANK	GAMES	SCHEDULE	OF SCHEDULE	RPI	RPI	RPI	RPI
DIV. I ONLY	3- 7	270	3-7	120	264	269	269	32	32	
DIV. I NON-CONF.	3- 6	235	3-6	121	296	256	256	32	32	
TOTALS	RPI 1-25	RPI 26-50	W-L RECORDS	RPI 51-100	RPI 101-150	RPI 150+				
3- 7	0- 0	0- 0	OVERALL	0- 1	0- 2	3- 4				
3- 3	0- 0	0- 0	HOME	0- 1	0- 1	3- 1				
0- 4	0- 0	0- 0	AWAY	0- 0	0- 1	0- 3				
0- 0	0- 0	0- 0	NEUTRAL	0- 0	0- 0	0- 0				
3- 6	0- 0	0- 0	NON-CONFERENCE	0- 0	0- 2	3- 4				
3- 2	0- 0	0- 0	HOME	0- 0	0- 1	3- 1				
0- 4	0- 0	0- 0	AWAY	0- 0	0- 1	0- 3				
0- 0	0- 0	0- 0	NEUTRAL	0- 0	0- 0	0- 0				
0- 1	0- 0	0- 0	CONFERENCE	0- 1	0- 0	0- 0				
0- 1	0- 0	0- 0	HOME	0- 1	0- 0	0- 0				
0- 0	0- 0	0- 0	AWAY	0- 0	0- 0	0- 0				
0- 0	0- 0	0- 0	NEUTRAL	0- 0	0- 0	0- 0				

RPI S	Opponent	Score	RPI S	Opponent	Score	RPI S	Opponent	Score	RPI S	Opponent	Score	Team's RPI: 269
						84	H CSU Bakersfield	54 59	109	A California	53 72	
									140	H North Dakota	76 78	
									151	A Montana	67 72	
									160	A Portland	41 73	
									163	H Southern Utah	69 65	
									190	A Portland St.	46 69	
									223	H Cal St. Fullerton	70 80	
									242	H UNLV	53 51	
									283	H UC Santa Barbara	58 57	
LAST 10 Division I												
283	H UC Santa Barbara	58 57	84	H CSU Bakersfield	54 59	109	A California	53 72	151	A Montana	67 72	
242	H UNLV	53 51	163	H Southern Utah	69 65	140	H North Dakota	76 78				
160	A Portland	41 73										
190	A Portland St.	46 69										
223	H Cal St. Fullerton	70 80										

Non-Div I Games: Benedictine Mesa 72 53 Whittier 77 41

Grand Canyon

■ Loss,
 ■ Non-Conf, S Site,
 ■ Home
 ■ Away
 N Neutral

Average RPI Win:	176	WON-LOST	WINNING	LAST 10	STRENGTH OF	OPP. STRENGTH	TEAM	ADJ.	CONF.	ADJ CONF.
Average RPI Loss:	79	RECORD	PCT. RANK	GAMES	SCHEDULE	OF SCHEDULE	RPI	RPI	RPI	RPI
DIV. I ONLY	7- 8	185	4-6	82	39	142	142	18	18	
DIV. I NON-CONF.	5- 7	205	2-5	53	19	115	115	17	17	
TOTALS	RPI 1-25	RPI 26-50	W-L RECORDS	RPI 51-100	RPI 101-150	RPI 150+				
7- 8	0- 2	1- 2	OVERALL	1- 2	0- 1	5- 1				
3- 5	0- 1	0- 2	HOME	0- 1	0- 1	3- 0				
2- 2	0- 0	1- 0	AWAY	0- 1	0- 0	1- 1				
2- 1	0- 1	0- 0	NEUTRAL	1- 0	0- 0	1- 0				
5- 7	0- 2	1- 2	NON-CONFERENCE	1- 2	0- 0	3- 1				
1- 4	0- 1	0- 2	HOME	0- 1	0- 0	1- 0				
2- 2	0- 0	1- 0	AWAY	0- 1	0- 0	1- 1				
2- 1	0- 1	0- 0	NEUTRAL	1- 0	0- 0	1- 0				
2- 1	0- 0	0- 0	CONFERENCE	0- 0	0- 1	2- 0				
2- 1	0- 0	0- 0	HOME	0- 0	0- 1	2- 0				
0- 0	0- 0	0- 0	AWAY	0- 0	0- 0	0- 0				
0- 0	0- 0	0- 0	NEUTRAL	0- 0	0- 0	0- 0				

RPI S	Opponent	Score	RPI S	Opponent	Score	RPI S	Opponent	Score	RPI S	Opponent	Score	Team's RPI: 142
9 H	DePaul	65 76	34 H	Marquette	47 60	54 N	Syracuse	79 73	128 H	Wright St.	58 70	
13 N	Mississippi St.	58 83	38 H	South Dakota	60 66	62 A	Marist	60 72	159 N	Bowling Green	73 54	
			41 A	Central Mich.	111 105	100 H	South Dakota St.	55 60	176 H	Missouri	72 64	
									216 H	Northern Ky.	65 44	
									239 H	Milwaukee	61 48	
									251 A	Maine	60 61	
									347 A	Chicago St.	102 46	
LAST 10 Division I												
216 H	Northern Ky.	65 44	239 H	Milwaukee	61 48							
100 H	South Dakota St.	55 60	128 H	Wright St.	58 70							
62 A	Marist	60 72	54 N	Syracuse	79 73							
251 A	Maine	60 61	13 N	Mississippi St.	58 83							
9 H	DePaul	65 76	159 N	Bowling Green	73 54							

Non-Div I Games:

Green Bay

■ Loss,
■ Non-Conf, S Site,
■ Home
■ Away
N Neutral

Average RPI Win:	194	WON-LOST	WINNING	LAST 10	STRENGTH OF	OPP. STRENGTH	TEAM	ADJ.	CONF.	ADJ CONF.
Average RPI Loss:	141	RECORD	PCT. RANK	GAMES	SCHEDULE	OF SCHEDULE	RPI	RPI	RPI	RPI
DIV. I ONLY	7- 6	151	5-5	189	208	156	156	27	27	
DIV. I NON-CONF.	4- 5	195	2-4	168	88	164	164	27	27	
TOTALS	RPI 1-25	RPI 26-50	W-L RECORDS	RPI 51-100	RPI 101-150	RPI 150+				
7- 6	0- 0	0- 0	OVERALL	1- 3	1- 0	5- 3				
2- 3	0- 0	0- 0	HOME	0- 1	0- 0	2- 2				
3- 3	0- 0	0- 0	AWAY	1- 2	0- 0	2- 1				
2- 0	0- 0	0- 0	NEUTRAL	0- 0	1- 0	1- 0				
4- 5	0- 0	0- 0	NON-CONFERENCE	1- 3	1- 0	2- 2				
0- 3	0- 0	0- 0	HOME	0- 1	0- 0	0- 2				
2- 2	0- 0	0- 0	AWAY	1- 2	0- 0	1- 0				
2- 0	0- 0	0- 0	NEUTRAL	0- 0	1- 0	1- 0				
3- 1	0- 0	0- 0	CONFERENCE	0- 0	0- 0	3- 1				
2- 0	0- 0	0- 0	HOME	0- 0	0- 0	2- 0				
1- 1	0- 0	0- 0	AWAY	0- 0	0- 0	1- 1				
0- 0	0- 0	0- 0	NEUTRAL	0- 0	0- 0	0- 0				

RPI 1-25			RPI 26-50			RPI 51-100			RPI 101+			Team's RPI: 156
RPI	S	Opponent	Score	RPI	S	Opponent	Score	RPI	S	Opponent	Score	
						51 A Old Dominion	38 75	113 N Richmond		69 65		
						79 A Alabama	64 61	171 H Fla. Atlantic		63 64		
						85 A Furman	65 70	186 H Norfolk St.		56 77		
						98 H Liberty	59 83	200 H Gardner-Webb		63 58		
								212 H UNC Asheville		68 59		
								222 A Chattanooga		84 55		
								227 N Mt. St. Mary's		68 60		
								257 A Winthrop		66 72		
								303 A Presbyterian		71 42		
LAST 10 Division I												
						212 H UNC Asheville	68 59	303 A Presbyterian		71 42		
						257 A Winthrop	66 72	200 H Gardner-Webb		63 58		
						113 N Richmond	69 65	98 H Liberty		59 83		
						51 A Old Dominion	38 75	186 H Norfolk St.		56 77		
						227 N Mt. St. Mary's	68 60	85 A Furman		65 70		

Non-Div I Games:

Hampton

■ Loss,
 ■ Non-Conf,
 ■ S Site,
 ■ H Home
 ■ A Away
 N Neutral

Average RPI Win:	0	WON-LOST	WINNING	LAST 10	STRENGTH OF	OPP. STRENGTH	TEAM	ADJ.	CONF.	ADJ CONF.
Average RPI Loss:	191	RECORD	PCT. RANK	GAMES	SCHEDULE	OF SCHEDULE	RPI	RPI	RPI	RPI
DIV. I ONLY	0- 15	344	0-10	228	297	341	341	28	28	
DIV. I NON-CONF.	0- 13	338	0-8	166	311	334	334	29	29	
TOTALS	RPI 1-25	RPI 26-50	W-L RECORDS	RPI 51-100	RPI 101-150	RPI 150+				
0- 15	0- 1	0- 0	OVERALL	0- 2	0- 4	0- 8				
0- 6	0- 0	0- 0	HOME	0- 0	0- 1	0- 5				
0- 9	0- 1	0- 0	AWAY	0- 2	0- 3	0- 3				
0- 0	0- 0	0- 0	NEUTRAL	0- 0	0- 0	0- 0				
0- 13	0- 1	0- 0	NON-CONFERENCE	0- 2	0- 4	0- 6				
0- 6	0- 0	0- 0	HOME	0- 0	0- 1	0- 5				
0- 7	0- 1	0- 0	AWAY	0- 2	0- 3	0- 1				
0- 0	0- 0	0- 0	NEUTRAL	0- 0	0- 0	0- 0				
0- 2	0- 0	0- 0	CONFERENCE	0- 0	0- 0	0- 2				
0- 0	0- 0	0- 0	HOME	0- 0	0- 0	0- 0				
0- 2	0- 0	0- 0	AWAY	0- 0	0- 0	0- 2				
0- 0	0- 0	0- 0	NEUTRAL	0- 0	0- 0	0- 0				

RPI 1-25				RPI 26-50				RPI 51-100				RPI 101+ Team's RPI: 341			
RPI	S	Opponent	Score	RPI	S	Opponent	Score	RPI	S	Opponent	Score	RPI	S	Opponent	Score
19	A	Princeton	42 73					88	A	Michigan St.	34 79	119	H	Providence	57 75
								91	A	Penn	46 74	123	A	Harvard	44 53
												130	A	William & Mary	44 61
												137	A	Massachusetts	48 74
												196	A	Northeastern	47 60
												198	H	Rhode Island	56 68
												218	H	Quinnipiac	50 87
												251	A	Maine	73 87
												313	H	NJIT	52 61
												316	A	New Hampshire	71 72
												327	H	Hofstra	41 43
												337	H	Central Conn. St.	54 61
LAST 10 Division I															
218	H	Quinnipiac	50 87	316	A	New Hampshire	71 72								
337	H	Central Conn. St.	54 61	251	A	Maine	73 87								
196	A	Northeastern	47 60	91	A	Penn	46 74								
19	A	Princeton	42 73	130	A	William & Mary	44 61								
313	H	NJIT	52 61	88	A	Michigan St.	34 79								

Non-Div I Games:

Hartford

■ Loss,
 ■ Non-Conf,
 ■ S Site,
 ■ H Home
 ■ A Away
 N Neutral

Average RPI Win:	219	WON-LOST	WINNING	LAST 10	STRENGTH OF	OPP. STRENGTH	TEAM	ADJ.	CONF.	ADJ CONF.
Average RPI Loss:	138	RECORD	PCT. RANK	GAMES	SCHEDULE	OF SCHEDULE	RPI	RPI	RPI	RPI
DIV. I ONLY	9- 4	71	6-4	266	118	123	123	9	9	
DIV. I NON-CONF.	9- 4	84	6-4	268	133	125	125	9	9	
TOTALS	RPI 1-25	RPI 26-50	W-L RECORDS	RPI 51-100	RPI 101-150	RPI 150+				
9- 4	0- 0	0- 1	OVERALL	0- 0	1- 1	8- 2				
4- 1	0- 0	0- 0	HOME	0- 0	1- 0	3- 1				
5- 2	0- 0	0- 1	AWAY	0- 0	0- 0	5- 1				
0- 1	0- 0	0- 0	NEUTRAL	0- 0	0- 1	0- 0				
9- 4	0- 0	0- 1	NON-CONFERENCE	0- 0	1- 1	8- 2				
4- 1	0- 0	0- 0	HOME	0- 0	1- 0	3- 1				
5- 2	0- 0	0- 1	AWAY	0- 0	0- 0	5- 1				
0- 1	0- 0	0- 0	NEUTRAL	0- 0	0- 1	0- 0				
0- 0	0- 0	0- 0	CONFERENCE	0- 0	0- 0	0- 0				
0- 0	0- 0	0- 0	HOME	0- 0	0- 0	0- 0				
0- 0	0- 0	0- 0	AWAY	0- 0	0- 0	0- 0				
0- 0	0- 0	0- 0	NEUTRAL	0- 0	0- 0	0- 0				

RPI S	Opponent	Score	RPI S	Opponent	Score	RPI S	Opponent	Score	RPI S	Opponent	Score	Team's RPI: 123
			40 A	Rutgers	46 74				109 H	California	56 53	
									121 N	Saint Joseph's	39 63	
									164 A	Northern Ill.	59 53	
									171 A	Fla. Atlantic	65 51	
									195 A	La Salle	69 75	
									196 H	Northeastern	44 46	
									198 H	Rhode Island	61 58	
									204 A	Boston U.	66 39	
									218 A	Quinnipiac	77 68	
									251 A	Maine	69 40	
									315 H	Siena	68 51	
									341 H	Hartford	53 44	
LAST 10 Division I												
			121 N	Saint Joseph's	39 63				198 H	Rhode Island	61 58	
			251 A	Maine	69 40				171 A	Fla. Atlantic	65 51	
			196 H	Northeastern	44 46				341 H	Hartford	53 44	
			218 A	Quinnipiac	77 68				40 A	Rutgers	46 74	
			204 A	Boston U.	66 39				195 A	La Salle	69 75	

Non-Div I Games:

Harvard

■ Loss,
 ■ Non-Conf,
 ■ S Site,
 ■ H Home
 ■ A Away
 N Neutral

Hawaii

Through Games Of Jan. 7, 2020

Average RPI Win:	205	WON-LOST	WINNING	LAST 10	STRENGTH OF	OPP. STRENGTH	TEAM	ADJ.	CONF.	ADJ CONF.
Average RPI Loss:	119	RECORD	PCT. RANK	GAMES	SCHEDULE	OF SCHEDULE	RPI	RPI	RPI	RPI
DIV. I ONLY	5- 7	213	4-6	49	216	147	147	26	26	
DIV. I NON-CONF.	5- 7	205	4-6	51	217	147	147	26	26	
TOTALS	RPI 1-25	RPI 26-50	W-L RECORDS	RPI 51-100	RPI 101-150	RPI 150+				
5- 7	0- 2	0- 0	OVERALL	2- 2	0- 1	3- 2				
3- 4	0- 1	0- 0	HOME	1- 2	0- 0	2- 1				
2- 3	0- 1	0- 0	AWAY	1- 0	0- 1	1- 1				
0- 0	0- 0	0- 0	NEUTRAL	0- 0	0- 0	0- 0				
5- 7	0- 2	0- 0	NON-CONFERENCE	2- 2	0- 1	3- 2				
3- 4	0- 1	0- 0	HOME	1- 2	0- 0	2- 1				
2- 3	0- 1	0- 0	AWAY	1- 0	0- 1	1- 1				
0- 0	0- 0	0- 0	NEUTRAL	0- 0	0- 0	0- 0				
0- 0	0- 0	0- 0	CONFERENCE	0- 0	0- 0	0- 0				
0- 0	0- 0	0- 0	HOME	0- 0	0- 0	0- 0				
0- 0	0- 0	0- 0	AWAY	0- 0	0- 0	0- 0				
0- 0	0- 0	0- 0	NEUTRAL	0- 0	0- 0	0- 0				

RPI	S	Opponent	Score	RPI	S	Opponent	Score	RPI	S	Opponent	Score	RPI	S	Opponent	Score	Team's RPI: 147
6	A	Oregon St.	32 64					67	H	Texas	73 60	126	A	Idaho	52 67	
16	H	NC State	59 68					69	A	Washington	62 50	231	H	North Texas	60 66	
								78	H	Texas Southern	57 74	255	A	Pepperdine	52 51	
								91	H	Penn	55 70	285	A	LMU (CA)	51 65	
												299	H	San Diego St.	61 58	
												335	H	UTSA	62 50	
LAST 10 Division I																
69	A	Washington	62 50	91	H	Penn	55 70	126	A	Idaho	52 67	231	H	North Texas	60 66	
6	A	Oregon St.	32 64	78	H	Texas Southern	57 74	255	A	Pepperdine	52 51					
67	H	Texas	73 60	335	H	UTSA	62 50									
16	H	NC State	59 68													
231	H	North Texas	60 66													

Non-Div I Games: Hope Int'l 86 49

Hawaii

Loss, Non-Conf, S Site, H Home A Away N Neutral

Average RPI Win: 289				WON-LOST	WINNING	LAST 10	STRENGTH OF		OPP. STRENGTH	TEAM	ADJ.	CONF.	ADJ CONF.
Average RPI Loss: 160				RECORD	PCT. RANK	GAMES	SCHEDULE		OF SCHEDULE	RPI	RPI	RPI	RPI
DIV. I ONLY				4- 9	260	3-7	249		271	288	288	27	27
DIV. I NON-CONF.				2- 7	288	1-5	217		170	289	289	27	27
TOTALS		RPI 1-25		RPI 26-50		W-L RECORDS		RPI 51-100		RPI 101-150		RPI 150+	
4- 9		0- 0		0- 1		OVERALL		0- 1		0- 1		4- 6	
3- 2		0- 0		0- 0		HOME		0- 0		0- 1		3- 1	
1- 7		0- 0		0- 1		AWAY		0- 1		0- 0		1- 5	
0- 0		0- 0		0- 0		NEUTRAL		0- 0		0- 0		0- 0	
2- 7		0- 0		0- 1		NON-CONFERENCE		0- 1		0- 1		2- 4	
1- 2		0- 0		0- 0		HOME		0- 0		0- 1		1- 1	
1- 5		0- 0		0- 1		AWAY		0- 1		0- 0		1- 3	
0- 0		0- 0		0- 0		NEUTRAL		0- 0		0- 0		0- 0	
2- 2		0- 0		0- 0		CONFERENCE		0- 0		0- 0		2- 2	
2- 0		0- 0		0- 0		HOME		0- 0		0- 0		2- 0	
0- 2		0- 0		0- 0		AWAY		0- 0		0- 0		0- 2	
0- 0		0- 0		0- 0		NEUTRAL		0- 0		0- 0		0- 0	

RPI 1-25				RPI 26-50				RPI 51-100				RPI 101+				Team's RPI: 288	
RPI	S	Opponent	Score	RPI	S	Opponent	Score	RPI	S	Opponent	Score	RPI	S	Opponent	Score		
				37	A	Duke	57 93	99	A	UNC Greensboro	70 82	120	H	Davidson	63 73		
												152	A	Butler	52 74		
												175	A	American	48 56		
												182	A	Campbell	36 73		
												186	A	Norfolk St.	58 72		
												224	H	ETSU	80 62		
												236	H	Col. of Charleston	70 79		
												257	A	Winthrop	63 69		
												289	H	Radford	68 58		
												314	A	N.C. Central	78 58		
												329	H	USC Upstate	85 46		
LAST 10 Division I																	
				257	A	Winthrop	63 69	289	H	Radford	68 58						
				182	A	Campbell	36 73	329	H	USC Upstate	85 46						
				99	A	UNC Greensboro	70 82	314	A	N.C. Central	78 58						
				152	A	Butler	52 74	186	A	Norfolk St.	58 72						
				120	H	Davidson	63 73	175	A	American	48 56						

Non-Div I Games:

High Point

Loss, Non-Conf, S Site, H Home A Away N Neutral

RPI 1-25				RPI 26-50				RPI 51-100				RPI 101+				Team's RPI: 327	
RPI	S	Opponent	Score	RPI	S	Opponent	Score	RPI	S	Opponent	Score	RPI	S	Opponent	Score		
								92	H	Stony Brook	38	81	115	N	Houston	44	54
												150	N	Samford	45	65	
												169	H	Cleveland St.	51	61	
												182	H	Campbell	58	55	
												191	H	Howard	64	73	
												196	A	Northeastern	51	74	
												228	A	Sacred Heart	44	71	
												270	A	Fairfield	64	73	
												298	H	Morgan St.	51	39	
												341	A	Hartford	43	41	
												344	A	LIU Brooklyn	46	85	
PAST 10 Division I																	
				115	N	Houston	44	54	196	A	Northeastern	51	74				
				182	H	Campbell	58	55	150	N	Samford	45	65				
				270	A	Fairfield	64	73	191	H	Howard	64	73				
				298	H	Morgan St.	51	39	169	H	Cleveland St.	51	61				
				344	A	LIU Brooklyn	46	85	92	H	Stony Brook	38	81				

Hofstra

Page 111

Holy Cross

Through Games Of Jan. 7, 2020

Average RPI Win:	243	WON-LOST	WINNING	LAST 10	STRENGTH OF	OPP. STRENGTH	TEAM	ADJ.	CONF.	ADJ CONF.
Average RPI Loss:	137	RECORD	PCT. RANK	GAMES	SCHEDULE	OF SCHEDULE	RPI	RPI	RPI	RPI
DIV. I ONLY	9- 4	71	7-3	259	243	107	107	14	14	
DIV. I NON-CONF.	7- 4	100	5-3	221	248	112	112	13	13	
TOTALS	RPI 1-25	RPI 26-50	W-L RECORDS	RPI 51-100	RPI 101-150	RPI 150+				
9- 4	0- 0	0- 0	OVERALL	1- 1	0- 2	8- 1				
4- 0	0- 0	0- 0	HOME	1- 0	0- 0	3- 0				
5- 4	0- 0	0- 0	AWAY	0- 1	0- 2	5- 1				
0- 0	0- 0	0- 0	NEUTRAL	0- 0	0- 0	0- 0				
7- 4	0- 0	0- 0	NON-CONFERENCE	1- 1	0- 2	6- 1				
4- 0	0- 0	0- 0	HOME	1- 0	0- 0	3- 0				
3- 4	0- 0	0- 0	AWAY	0- 1	0- 2	3- 1				
0- 0	0- 0	0- 0	NEUTRAL	0- 0	0- 0	0- 0				
2- 0	0- 0	0- 0	CONFERENCE	0- 0	0- 0	2- 0				
0- 0	0- 0	0- 0	HOME	0- 0	0- 0	0- 0				
2- 0	0- 0	0- 0	AWAY	0- 0	0- 0	2- 0				
0- 0	0- 0	0- 0	NEUTRAL	0- 0	0- 0	0- 0				

RPI S	Opponent	Score	RPI S	Opponent	Score	RPI S	Opponent	Score	RPI S	Opponent	Score	Team's RPI: 107
						73	A North Florida	60 80	137	A Massachusetts	72 75	
						93	H Boston College	80 71	139	A Illinois	75 78	
									193	H Merrimack	68 42	
									198	A Rhode Island	58 73	
									228	A Sacred Heart	65 52	
									232	A Stetson	75 63	
									263	A Brown	83 71	
									267	A Loyola Maryland	64 56	
									278	A Navy	58 49	
									316	H New Hampshire	82 61	
									318	H Bryant	87 75	
LAST 10 Division I												
232	A Stetson	75 63	278	A Navy	58 49							
73	A North Florida	60 80	267	A Loyola Maryland	64 56							
316	H New Hampshire	82 61	198	A Rhode Island	58 73							
228	A Sacred Heart	65 52	263	A Brown	83 71							
137	A Massachusetts	72 75	193	H Merrimack	68 42							

Non-Div I Games:

Holy Cross

Loss, Non-Conf, S Site, H Home A Away N Neutral

Average RPI Win:	219	WON-LOST	WINNING	LAST 10	STRENGTH OF	OPP. STRENGTH	TEAM	ADJ.	CONF.	ADJ CONF.
Average RPI Loss:	88	RECORD	PCT. RANK	GAMES	SCHEDULE	OF SCHEDULE	RPI	RPI	RPI	RPI
DIV. I ONLY	8- 7	163	5-5	57	157	115	115	8	8	
DIV. I NON-CONF.	7- 7	163	4-5	73	154	126	126	8	8	
TOTALS	RPI 1-25	RPI 26-50	W-L RECORDS	RPI 51-100	RPI 101-150	RPI 150+				
8- 7	0- 1	0- 2	OVERALL	1- 1	0- 1	7- 2				
6- 1	0- 0	0- 1	HOME	1- 0	0- 0	5- 0				
0- 4	0- 1	0- 1	AWAY	0- 0	0- 1	0- 1				
2- 2	0- 0	0- 0	NEUTRAL	0- 1	0- 0	2- 1				
7- 7	0- 1	0- 2	NON-CONFERENCE	1- 1	0- 1	6- 2				
5- 1	0- 0	0- 1	HOME	1- 0	0- 0	4- 0				
0- 4	0- 1	0- 1	AWAY	0- 0	0- 1	0- 1				
2- 2	0- 0	0- 0	NEUTRAL	0- 1	0- 0	2- 1				
1- 0	0- 0	0- 0	CONFERENCE	0- 0	0- 0	1- 0				
1- 0	0- 0	0- 0	HOME	0- 0	0- 0	1- 0				
0- 0	0- 0	0- 0	AWAY	0- 0	0- 0	0- 0				
0- 0	0- 0	0- 0	NEUTRAL	0- 0	0- 0	0- 0				

RPI 1-25				RPI 26-50				RPI 51-100				RPI 101+ Team's RPI: 115			
RPI	S	Opponent	Score	RPI	S	Opponent	Score	RPI	S	Opponent	Score	RPI	S	Opponent	Score
11	A	Texas A&M	43 72	31	A	Georgia Tech	38 69	54	N	Syracuse	62 87	124	A	Fordham	54 63
				33	H	FGCU	45 57	55	H	Oklahoma	85 69	157	H	Southern Miss.	75 60
												166	H	Memphis	75 65
												181	N	San Francisco	57 80
												184	A	New Mexico	71 81
												219	H	Louisiana Tech	67 53
												221	H	Southeastern La.	78 65
												294	N	California Baptist	96 75
												309	H	Houston Baptist	82 60
												327	N	Hofstra	54 44
LAST 10 Division I															
327	N	Hofstra	54 44	166	H	Memphis	75 65								
157	H	Southern Miss.	75 60	124	A	Fordham	54 63								
11	A	Texas A&M	43 72	181	N	San Francisco	57 80								
219	H	Louisiana Tech	67 53	294	N	California Baptist	96 75								
33	H	FGCU	45 57	54	N	Syracuse	62 87								

Non-Div I Games:

Houston

■ Loss,
 ■ Non-Conf,
 S Site,
 ■ Home
 ■ Away
 N Neutral

Houston Baptist

Through Games Of Jan. 7, 2020

Average RPI Win:	305	WON-LOST	WINNING	LAST 10	STRENGTH OF	OPP. STRENGTH	TEAM	ADJ.	CONF.	ADJ CONF.
Average RPI Loss:	193	RECORD	PCT. RANK	GAMES	SCHEDULE	OF SCHEDULE	RPI	RPI	RPI	RPI
DIV. I ONLY	2- 9	312	2-8	258	335	309	309	25	25	
DIV. I NON-CONF.	2- 5	259	2-4	174	317	213	213	24	24	
TOTALS	RPI 1-25	RPI 26-50	W-L RECORDS	RPI 51-100	RPI 101-150	RPI 150+				
2- 9	0- 0	0- 1	OVERALL	0- 0	0- 1	2- 7				
0- 3	0- 0	0- 0	HOME	0- 0	0- 0	0- 3				
2- 6	0- 0	0- 1	AWAY	0- 0	0- 1	2- 4				
0- 0	0- 0	0- 0	NEUTRAL	0- 0	0- 0	0- 0				
2- 5	0- 0	0- 1	NON-CONFERENCE	0- 0	0- 1	2- 3				
0- 1	0- 0	0- 0	HOME	0- 0	0- 0	0- 1				
2- 4	0- 0	0- 1	AWAY	0- 0	0- 1	2- 2				
0- 0	0- 0	0- 0	NEUTRAL	0- 0	0- 0	0- 0				
0- 4	0- 0	0- 0	CONFERENCE	0- 0	0- 0	0- 4				
0- 2	0- 0	0- 0	HOME	0- 0	0- 0	0- 2				
0- 2	0- 0	0- 0	AWAY	0- 0	0- 0	0- 2				
0- 0	0- 0	0- 0	NEUTRAL	0- 0	0- 0	0- 0				

RPI 1-25			RPI 26-50			RPI 51-100			RPI 101+			Team's RPI: 309
RPI	S	Opponent	Score	RPI	S	Opponent	Score	RPI	S	Opponent	Score	
				39	A	Baylor	42 112					
								115	A	Houston	60 82	
								155	A	Wichita St.	42 59	
								177	H	SFA	42 59	
								213	A	Texas Tech	51 59	
								221	H	Southeastern La.	59 69	
								234	A	Central Ark.	39 63	
								246	H	Northern Ariz.	62 79	
								258	A	Oral Roberts	74 73	
								333	A	Northwestern St.	60 69	
								351	A	La.-Monroe	72 65	
LAST 10 Division I												
221	H	Southeastern La.	59 69	333	A	Northwestern St.	60 69					
177	H	SFA	42 59	234	A	Central Ark.	39 63					
213	A	Texas Tech	51 59	155	A	Wichita St.	42 59					
351	A	La.-Monroe	72 65	258	A	Oral Roberts	74 73					
246	H	Northern Ariz.	62 79	115	A	Houston	60 82					

Non-Div I Games: LSU-Shreveport 67 44 Paul Quinn 63 34

Houston Baptist

Loss, Non-Conf, S Site, H Home A Away N Neutral

Howard

H
o
w
a
r
d

Howard

Average RPI Win:	170	WON-LOST	WINNING	LAST 10	STRENGTH OF	OPP. STRENGTH	TEAM	ADJ.	CONF.	ADJ CONF.
Average RPI Loss:	96	RECORD	PCT. RANK	GAMES	SCHEDULE	OF SCHEDULE	RPI	RPI	RPI	RPI
DIV. I ONLY	8- 6	129	6-4	80	153	76	76	18	18	
DIV. I NON-CONF.	5- 5	163	3-3	41	41	66	66	17	17	
TOTALS	RPI 1-25	RPI 26-50	W-L RECORDS	RPI 51-100	RPI 101-150	RPI 150+				
8- 6	0- 0	0- 2	OVERALL	3- 1	1- 1	4- 2				
5- 0	0- 0	0- 0	HOME	2- 0	0- 0	3- 0				
1- 6	0- 0	0- 2	AWAY	0- 1	0- 1	1- 2				
2- 0	0- 0	0- 0	NEUTRAL	1- 0	1- 0	0- 0				
5- 5	0- 0	0- 2	NON-CONFERENCE	3- 1	1- 1	1- 1				
3- 0	0- 0	0- 0	HOME	2- 0	0- 0	1- 0				
0- 5	0- 0	0- 2	AWAY	0- 1	0- 1	0- 1				
2- 0	0- 0	0- 0	NEUTRAL	1- 0	1- 0	0- 0				
3- 1	0- 0	0- 0	CONFERENCE	0- 0	0- 0	3- 1				
2- 0	0- 0	0- 0	HOME	0- 0	0- 0	2- 0				
1- 1	0- 0	0- 0	AWAY	0- 0	0- 0	1- 1				
0- 0	0- 0	0- 0	NEUTRAL	0- 0	0- 0	0- 0				

RPI 1-25				RPI 26-50				RPI 51-100				Team's RPI: 76				RPI 101+			
RPI	S	Opponent	Score	RPI	S	Opponent	Score	RPI	S	Opponent	Score	RPI	S	Opponent	Score	RPI	S	Opponent	Score
29	A	Miami (FL)	65 74	29	A	Miami (FL)	65 74	60	H	Southern Ill.	81 78	103	N	Elon	59 53				
45	A	UNI	50 51	45	A	UNI	50 51	65	A	UT Martin	51 57	104	A	Ohio	64 70				
								69	N	St. John's (NY)	85 78	152	A	Butler	61 64				
								89	H	Ball St.	65 48	169	A	Cleveland St.	78 53				
												178	A	Youngstown St.	73 75				
												250	H	Eastern Ky.	72 42				
												295	H	Oakland	76 41				
												322	H	Detroit Mercy	82 45				
LAST 10 Division I																			
169	A	Cleveland St.	78 53	169	A	Cleveland St.	78 53	322	H	Detroit Mercy	82 45								
178	A	Youngstown St.	73 75	178	A	Youngstown St.	73 75	295	H	Oakland	76 41								
250	H	Eastern Ky.	72 42	250	H	Eastern Ky.	72 42	103	N	Elon	59 53								
45	A	UNI	50 51	45	A	UNI	50 51	69	N	St. John's (NY)	85 78								
104	A	Ohio	64 70	104	A	Ohio	64 70	65	A	UT Martin	51 57								

Non-Div I Games: Ind.-Northwest 103 45

IUPUI

■ Loss,
 ■ Non-Conf,
 ■ S Site,
 ■ Home
 ■ A Away
 N Neutral

Average RPI Win:	331	WON-LOST	WINNING	LAST 10	STRENGTH OF	OPP. STRENGTH	TEAM	ADJ.	CONF.	ADJ CONF.
Average RPI Loss:	133	RECORD	PCT. RANK	GAMES	SCHEDULE	OF SCHEDULE	RPI	RPI	RPI	RPI
DIV. I ONLY	4- 6	224	4-6	322	201	272	272	21	21	
DIV. I NON-CONF.	2- 5	259	2-5	243	182	265	265	19	19	
TOTALS	RPI 1-25	RPI 26-50	W-L RECORDS	RPI 51-100	RPI 101-150	RPI 150+				
4- 6	0- 0	0- 2	OVERALL	0- 1	0- 1	4- 2				
2- 1	0- 0	0- 0	HOME	0- 0	0- 0	2- 1				
2- 5	0- 0	0- 2	AWAY	0- 1	0- 1	2- 1				
0- 0	0- 0	0- 0	NEUTRAL	0- 0	0- 0	0- 0				
2- 5	0- 0	0- 2	NON-CONFERENCE	0- 1	0- 0	2- 2				
1- 1	0- 0	0- 0	HOME	0- 0	0- 0	1- 1				
1- 4	0- 0	0- 2	AWAY	0- 1	0- 0	1- 1				
0- 0	0- 0	0- 0	NEUTRAL	0- 0	0- 0	0- 0				
2- 1	0- 0	0- 0	CONFERENCE	0- 0	0- 1	2- 0				
1- 0	0- 0	0- 0	HOME	0- 0	0- 0	1- 0				
1- 1	0- 0	0- 0	AWAY	0- 0	0- 1	1- 0				
0- 0	0- 0	0- 0	NEUTRAL	0- 0	0- 0	0- 0				

RPI 1-25				RPI 26-50				RPI 51-100				RPI 101+				Team's RPI: 272	
RPI	S	Opponent	Score	RPI	S	Opponent	Score	RPI	S	Opponent	Score	RPI	S	Opponent	Score		
				26	A	Oklahoma St.	52 70	52	A	Arizona St.	69 74	126	A	Idaho	56 62		
				37	A	Duke	66 85					260	A	Utah St.	61 69		
												294	H	California Baptist	68 74		
												297	A	Eastern Wash.	67 47		
												336	H	Seattle U	73 48		
												343	A	Utah Valley	88 61		
												348	H	Sacramento St.	80 62		
LAST 10 Division I																	
				126	A	Idaho	56 62	348	H	Sacramento St.	80 62						
				260	A	Utah St.	61 69	297	A	Eastern Wash.	67 47						
				294	H	California Baptist	68 74	37	A	Duke	66 85						
				52	A	Arizona St.	69 74	26	A	Oklahoma St.	52 70						
				343	A	Utah Valley	88 61	336	H	Seattle U	73 48						

Non-Div I Games: Arizona Christian 93 36 Montana Tech 83 57

Idaho St.

■ Loss,
■ Non-Conf,
■ S Site,
■ H Home
■ A Away
N Neutral

Average RPI Win:	244	WON-LOST	WINNING	LAST 10	STRENGTH OF	OPP. STRENGTH	TEAM	ADJ.	CONF.	ADJ CONF.
Average RPI Loss:	48	RECORD	PCT. RANK	GAMES	SCHEDULE	OF SCHEDULE	RPI	RPI	RPI	RPI
DIV. I ONLY	9- 5	94	6-4	176	130	139	139	2	2	
DIV. I NON-CONF.	9- 2	40	6-1	301	261	146	146	3	3	
TOTALS	RPI 1-25	RPI 26-50	W-L RECORDS	RPI 51-100	RPI 101-150	RPI 150+				
9- 5	0- 3	0- 0	OVERALL	0- 1	2- 1	7- 0				
8- 2	0- 1	0- 0	HOME	0- 1	2- 0	6- 0				
1- 3	0- 2	0- 0	AWAY	0- 0	0- 1	1- 0				
0- 0	0- 0	0- 0	NEUTRAL	0- 0	0- 0	0- 0				
9- 2	0- 0	0- 0	NON-CONFERENCE	0- 1	2- 1	7- 0				
8- 1	0- 0	0- 0	HOME	0- 1	2- 0	6- 0				
1- 1	0- 0	0- 0	AWAY	0- 0	0- 1	1- 0				
0- 0	0- 0	0- 0	NEUTRAL	0- 0	0- 0	0- 0				
0- 3	0- 3	0- 0	CONFERENCE	0- 0	0- 0	0- 0				
0- 1	0- 1	0- 0	HOME	0- 0	0- 0	0- 0				
0- 2	0- 2	0- 0	AWAY	0- 0	0- 0	0- 0				
0- 0	0- 0	0- 0	NEUTRAL	0- 0	0- 0	0- 0				

RPI 1-25				RPI 26-50				RPI 51-100				RPI 101+ Team's RPI: 139			
RPI	S	Opponent	Score	RPI	S	Opponent	Score	RPI	S	Opponent	Score	RPI	S	Opponent	Score
10	A	Indiana	42 83					82	H	Illinois St.	58 74	107	H	Holy Cross	78 75
14	A	Iowa	72 108									112	A	North Carolina	60 85
21	H	Northwestern	50 77									143	H	Austin Peay	76 62
												176	A	Missouri	58 51
												193	H	Merrimack	75 72
												277	H	Ark.-Pine Bluff	65 50
												303	H	Presbyterian	71 52
												318	H	Bryant	69 55
												332	H	Evansville	59 44
												347	H	Chicago St.	96 66
LAST 10 Division I															
21	H	Northwestern	50 77	10	A	Indiana	42 83								
176	A	Missouri	58 51	14	A	Iowa	72 108								
332	H	Evansville	59 44	303	H	Presbyterian	71 52								
193	H	Merrimack	75 72	318	H	Bryant	69 55								
112	A	North Carolina	60 85	277	H	Ark.-Pine Bluff	65 50								

Non-Div I Games:

Illinois

Average RPI Win:	204	WON-LOST	WINNING	LAST 10	STRENGTH OF	OPP. STRENGTH	TEAM	ADJ.	CONF.	ADJ CONF.
Average RPI Loss:	83	RECORD	PCT. RANK	GAMES	SCHEDULE	OF SCHEDULE	RPI	RPI	RPI	RPI
DIV. I ONLY	9- 3	59	8-2	245	97	82	82	7	7	
DIV. I NON-CONF.	7- 3	80	6-2	160	84	62	62	7	7	
TOTALS	RPI 1-25	RPI 26-50	W-L RECORDS	RPI 51-100	RPI 101-150	RPI 150+				
9- 3	0- 0	0- 1	OVERALL	1- 1	2- 1	6- 0				
7- 0	0- 0	0- 0	HOME	1- 0	0- 0	0- 0				
2- 3	0- 0	0- 1	AWAY	0- 1	2- 1	0- 0				
0- 0	0- 0	0- 0	NEUTRAL	0- 0	0- 0	0- 0				
7- 3	0- 0	0- 1	NON-CONFERENCE	1- 1	2- 1	4- 0				
5- 0	0- 0	0- 0	HOME	1- 0	0- 0	4- 0				
2- 3	0- 0	0- 1	AWAY	0- 1	2- 1	0- 0				
0- 0	0- 0	0- 0	NEUTRAL	0- 0	0- 0	0- 0				
2- 0	0- 0	0- 0	CONFERENCE	0- 0	0- 0	2- 0				
2- 0	0- 0	0- 0	HOME	0- 0	0- 0	2- 0				
0- 0	0- 0	0- 0	AWAY	0- 0	0- 0	0- 0				
0- 0	0- 0	0- 0	NEUTRAL	0- 0	0- 0	0- 0				

RPI S	Opponent	Score	RPI S	Opponent	Score	RPI S	Opponent	Score	RPI S	Opponent	Score
			34 A	Marquette	41 58	65 H	UT Martin	70 47	139 A	Illinois	74 58
						72 A	Saint Louis	56 61	140 A	North Dakota	66 58
									143 A	Austin Peay	72 77
									164 H	Northern Ill.	69 66
									202 H	Jackson St.	77 55
									229 H	Western Ill.	78 65
									271 H	Indiana St.	83 69
									290 H	SIUE	74 53
									332 H	Evansville	81 58
LAST 10 Division I											
143 A	Austin Peay	72 77	332 H	Evansville	81 58						
202 H	Jackson St.	77 55	271 H	Indiana St.	83 69						
290 H	SIUE	74 53	65 H	UT Martin	70 47						
72 A	Saint Louis	56 61	140 A	North Dakota	66 58						
229 H	Western Ill.	78 65	164 H	Northern Ill.	69 66						

Non-Div I Games: Truman 87 60

Illinois St.

Average RPI Win: 305		WON-LOST	WINNING	LAST 10	STRENGTH OF	OPP. STRENGTH	TEAM	ADJ.	CONF.	ADJ CONF.
Average RPI Loss: 236		RECORD	PCT. RANK	GAMES	SCHEDULE	OF SCHEDULE	RPI	RPI	RPI	RPI
DIV. I ONLY		1- 6	324	1-6	341	311	349	349	25	25
DIV. I NON-CONF.		0- 5	338	0-5	313	330	349	349	24	24
TOTALS		RPI 1-25	RPI 26-50	W-L RECORDS	RPI 51-100	RPI 101-150	RPI 150+			
1- 6	0- 0		0- 0	OVERALL	0- 0	0- 1	1- 5			
1- 2	0- 0		0- 0	HOME	0- 0	0- 0	1- 2			
0- 4	0- 0		0- 0	AWAY	0- 0	0- 1	0- 3			
0- 0	0- 0		0- 0	NEUTRAL	0- 0	0- 0	0- 0			
0- 5	0- 0		0- 0	NON-CONFERENCE	0- 0	0- 1	0- 4			
0- 1	0- 0		0- 0	HOME	0- 0	0- 0	0- 1			
0- 4	0- 0		0- 0	AWAY	0- 0	0- 1	0- 3			
0- 0	0- 0		0- 0	NEUTRAL	0- 0	0- 0	0- 0			
1- 1	0- 0		0- 0	CONFERENCE	0- 0	0- 0	1- 1			
1- 1	0- 0		0- 0	HOME	0- 0	0- 0	1- 1			
0- 0	0- 0		0- 0	AWAY	0- 0	0- 0	0- 0			
0- 0	0- 0		0- 0	NEUTRAL	0- 0	0- 0	0- 0			

RPI 1-25				RPI 26-50				RPI 51-100				RPI 101+				Team's RPI: 349	
RPI	S	Opponent	Score	RPI	S	Opponent	Score	RPI	S	Opponent	Score	RPI	S	Opponent	Score		
												104	A	Ohio	41	78	
												206	A	Kansas St.	41	85	
												234	H	Central Ark.	37	47	
												238	A	Colorado St.	47	75	
												299	H	San Diego St.	48	57	
												305	H	Nicholls St.	53	51	
												335	A	UTSA	56	63	
EAST 10 Division I																	
				234	H	Central Ark.	37	47	305	H	Nicholls St.	53	51				
				206	A	Kansas St.	41	85	299	H	San Diego St.	48	57				
				238	A	Colorado St.	47	75									
				104	A	Ohio	41	78									
				335	A	UTSA	56	63									

[illegible]

Loss, Non-Conf, S Site, H Home A Away N Neutral

Indiana

Through Games Of Jan. 7, 2020

Average RPI Win:	127	WON-LOST	WINNING	LAST 10	STRENGTH OF	OPP. STRENGTH	TEAM	ADJ.	CONF.	ADJ CONF.
Average RPI Loss:	23	RECORD	PCT. RANK	GAMES	SCHEDULE	OF SCHEDULE	RPI	RPI	RPI	RPI
DIV. I ONLY	13- 2	22	8-2	8	52	10	10	2	2	
DIV. I NON-CONF.	10- 2	31	5-2	15	42	12	12	3	3	
TOTALS	RPI 1-25	RPI 26-50	W-L RECORDS	RPI 51-100	RPI 101-150	RPI 150+				
13- 2	1- 1	2- 1	OVERALL	3- 0	2- 0	5- 0				
7- 1	0- 1	0- 0	HOME	2- 0	1- 0	4- 0				
4- 0	0- 0	2- 0	AWAY	0- 0	1- 0	1- 0				
2- 1	1- 0	0- 1	NEUTRAL	1- 0	0- 0	0- 0				
10- 2	1- 1	1- 1	NON-CONFERENCE	2- 0	1- 0	5- 0				
5- 1	0- 1	0- 0	HOME	1- 0	0- 0	4- 0				
3- 0	0- 0	1- 0	AWAY	0- 0	1- 0	1- 0				
2- 1	1- 0	0- 1	NEUTRAL	1- 0	0- 0	0- 0				
3- 0	0- 0	1- 0	CONFERENCE	1- 0	1- 0	0- 0				
2- 0	0- 0	0- 0	HOME	1- 0	1- 0	0- 0				
1- 0	0- 0	1- 0	AWAY	0- 0	0- 0	0- 0				
0- 0	0- 0	0- 0	NEUTRAL	0- 0	0- 0	0- 0				

RPI	S	Opponent	Score	RPI	S	Opponent	Score	RPI	S	Opponent	Score	RPI	S	Opponent	Score
4	N	South Carolina	71 57	29	A	Miami (FL)	58 45	73	H	North Florida	72 45	139	H	Illinois	83 42
7	H	UCLA	58 68	39	N	Baylor	62 77	77	N	Washington St.	78 44	141	A	Florida	73 49
				40	A	Rutgers	66 56	88	H	Michigan St.	79 67	152	A	Butler	64 53
												178	H	Youngstown St.	93 56
												202	H	Jackson St.	91 51
												227	H	Mt. St. Mary's	75 52
												305	H	Nicholls St.	111 47
LAST 10 Division I															
152	A	Butler	64 53	139	H	Illinois	83 42								
73	H	North Florida	72 45	40	A	Rutgers	66 56								
29	A	Miami (FL)	58 45	88	H	Michigan St.	79 67								
77	N	Washington St.	78 44	7	H	UCLA	58 68								
39	N	Baylor	62 77	178	H	Youngstown St.	93 56								

Non-Div I Games:

Indiana

■ Loss,
 ■ Non-Conf, S Site,
 ■ Home
 ■ Away
 N Neutral

Average RPI Win:	307	WON-LOST	WINNING	LAST 10	STRENGTH OF	OPP. STRENGTH	TEAM	ADJ.	CONF.	ADJ CONF.
Average RPI Loss:	148	RECORD	PCT. RANK	GAMES	SCHEDULE	OF SCHEDULE	RPI	RPI	RPI	RPI
DIV. I ONLY	2- 12	324	0-10	102	329	271	271	7	7	
DIV. I NON-CONF.	2- 10	313	0-8	169	319	298	298	7	7	
TOTALS	RPI 1-25	RPI 26-50	W-L RECORDS	RPI 51-100	RPI 101-150	RPI 150+				
2- 12	0- 0	0- 2	OVERALL	0- 3	0- 2	2- 5				
0- 4	0- 0	0- 0	HOME	0- 1	0- 1	0- 2				
2- 7	0- 0	0- 2	AWAY	0- 2	0- 1	2- 2				
0- 1	0- 0	0- 0	NEUTRAL	0- 0	0- 0	0- 1				
2- 10	0- 0	0- 2	NON-CONFERENCE	0- 2	0- 1	2- 5				
0- 4	0- 0	0- 0	HOME	0- 1	0- 1	0- 2				
2- 5	0- 0	0- 2	AWAY	0- 1	0- 0	2- 2				
0- 1	0- 0	0- 0	NEUTRAL	0- 0	0- 0	0- 1				
0- 2	0- 0	0- 0	CONFERENCE	0- 1	0- 1	0- 0				
0- 0	0- 0	0- 0	HOME	0- 0	0- 0	0- 0				
0- 2	0- 0	0- 0	AWAY	0- 1	0- 1	0- 0				
0- 0	0- 0	0- 0	NEUTRAL	0- 0	0- 0	0- 0				

RPI S	Opponent	Score	RPI S	Opponent	Score	RPI S	Opponent	Score	RPI S	Opponent	Score	Team's RPI: 271
28	A Colorado	46 59	42	A Kansas	72 84	72	H Saint Louis	53 55	136	A Bradley	75 91	
						82	A Illinois St.	69 83	138	H Southeast Mo. St.	58 68	
						94	A Pacific	66 83	185	A Murray St.	62 70	
									216	H Northern Ky.	68 70	
									229	A Western Ill.	72 83	
									253	N CSUN	59 67	
									279	A Eastern Ill.	59 57	
									296	H Marshall	60 72	
									334	A UIC	61 40	
LAST 10 Division I												
185	A Murray St.	62 70	136	A Bradley	75 91							
296	H Marshall	60 72	82	A Illinois St.	69 83							
253	N CSUN	59 67	72	H Saint Louis	53 55							
94	A Pacific	66 83	138	H Southeast Mo. St.	58 68							
28	A Colorado	46 59	216	H Northern Ky.	68 70							

Non-Div I Games:

Indiana St.

Average RPI Win:	238	WON-LOST	WINNING	LAST 10	STRENGTH OF	OPP. STRENGTH	TEAM	ADJ.	CONF.	ADJ CONF.
Average RPI Loss:	110	RECORD	PCT. RANK	GAMES	SCHEDULE	OF SCHEDULE	RPI	RPI	RPI	RPI
DIV. I ONLY	2- 9	312	1-9	9	298	170	170	24	24	
DIV. I NON-CONF.	1- 8	322	0-8	9	280	188	188	23	23	
TOTALS	RPI 1-25	RPI 26-50	W-L RECORDS	RPI 51-100	RPI 101-150	RPI 150+				
2- 9	0- 0	0- 1	OVERALL	0- 4	0- 3	2- 1				
0- 4	0- 0	0- 0	HOME	0- 1	0- 3	0- 0				
2- 3	0- 0	0- 1	AWAY	0- 2	0- 0	2- 0				
0- 2	0- 0	0- 0	NEUTRAL	0- 1	0- 0	0- 1				
1- 8	0- 0	0- 1	NON-CONFERENCE	0- 4	0- 2	1- 1				
0- 3	0- 0	0- 0	HOME	0- 1	0- 2	0- 0				
1- 3	0- 0	0- 1	AWAY	0- 2	0- 0	1- 0				
0- 2	0- 0	0- 0	NEUTRAL	0- 1	0- 0	0- 1				
1- 1	0- 0	0- 0	CONFERENCE	0- 0	0- 1	1- 0				
0- 1	0- 0	0- 0	HOME	0- 0	0- 1	0- 0				
1- 0	0- 0	0- 0	AWAY	0- 0	0- 0	1- 0				
0- 0	0- 0	0- 0	NEUTRAL	0- 0	0- 0	0- 0				

RPI 1-25				RPI 26-50				RPI 51-100				RPI 101+				Team's RPI: 170	
RPI	S	Opponent	Score	RPI	S	Opponent	Score	RPI	S	Opponent	Score	RPI	S	Opponent	Score		
				41	A	Central Mich.	50 70	69	N	Washington	34 65	102	H	Duquesne	74 76		
								74	H	Seton Hall	37 89	132	H	Rider	37 81		
								91	A	Penn	42 74	137	H	Massachusetts	51 65		
								92	A	Stony Brook	40 59	218	A	Quinnipiac	75 71		
												252	N	Towson	58 75		
												257	A	Winthrop	68 61		
LAST 10 Division I																	
				252	N	Towson	58 75	132	H	Rider	37 81						
				69	N	Washington	34 65	218	A	Quinnipiac	75 71						
				92	A	Stony Brook	40 59	137	H	Massachusetts	51 65						
				91	A	Penn	42 74	74	H	Seton Hall	37 89						
				102	H	Duquesne	74 76	41	A	Central Mich.	50 70						

Non-Div I Games:

Iona

Average RPI Win: 141		WON-LOST	WINNING	LAST 10	STRENGTH OF	OPP. STRENGTH	TEAM	ADJ.	CONF.	ADJ CONF.
Average RPI Loss: 61		RECORD	PCT. RANK	GAMES	SCHEDULE	OF SCHEDULE	RPI	RPI	RPI	RPI
DIV. I ONLY		11- 3	41	8-2	7	158	14	14	2	2
DIV. I NON-CONF.		9- 2	40	6-1	19	181	15	15	3	3
TOTALS		RPI 1-25	RPI 26-50		W-L RECORDS		RPI 51-100	RPI 101-150	RPI 150+	
11- 3	2- 0	1- 1		OVERALL		1- 2	1- 0	6- 0		
7- 0	1- 0	1- 0		HOME		0- 0	1- 0	4- 0		
2- 2	1- 0	0- 1		AWAY		1- 1	0- 0	0- 0		
2- 1	0- 0	0- 0		NEUTRAL		0- 1	0- 0	2- 0		
9- 2	1- 0	1- 1		NON-CONFERENCE		1- 1	0- 0	6- 0		
6- 0	1- 0	1- 0		HOME		0- 0	0- 0	4- 0		
1- 1	0- 0	0- 1		AWAY		1- 0	0- 0	0- 0		
2- 1	0- 0	0- 0		NEUTRAL		0- 1	0- 0	2- 0		
2- 1	1- 0	0- 0		CONFERENCE		0- 1	1- 0	0- 0		
1- 0	0- 0	0- 0		HOME		0- 0	1- 0	0- 0		
1- 1	1- 0	0- 0		AWAY		0- 1	0- 0	0- 0		
0- 0	0- 0	0- 0		NEUTRAL		0- 0	0- 0	0- 0		

RPI S	Opponent	Score	RPI S	Opponent	Score	RPI S	Opponent	Score	RPI S	Opponent	Score
19 H	Princeton	77 75	27 H	Drake	79 67	68 A	Nebraska	69 78	139 H	Illinois	108 72
21 A	Northwestern	77 51	45 A	UNI	66 88	69 N	Washington	63 70	167 H	Clemson	74 60
						81 A	Iowa St.	75 69	171 H	Fla. Atlantic	85 53
									173 N	Cincinnati	69 61
									192 H	North Ala.	86 81
									252 N	Towson	100 72
									314 H	N.C. Central	102 50
LAST 10 Division I											
81 A	Iowa St.	75 69	21 A	Northwestern	77 51						
167 H	Clemson	74 60	139 H	Illinois	108 72						
69 N	Washington	63 70	68 A	Nebraska	69 78						
252 N	Towson	100 72	27 H	Drake	79 67						
173 N	Cincinnati	69 61	314 H	N.C. Central	102 50						

Non-Div I Games:

Iowa

■ Loss,
 ■ Non-Conf, S Site,
 ■ Home
 ■ Away
 N Neutral

Average RPI Win:	179	WON-LOST	WINNING	LAST 10	STRENGTH OF	OPP. STRENGTH	TEAM	ADJ.	CONF.	ADJ CONF.
Average RPI Loss:	38	RECORD	PCT. RANK	GAMES	SCHEDULE	OF SCHEDULE	RPI	RPI	RPI	RPI
DIV. I ONLY	9- 4	71	7-3	105	68	81	81	5	5	
DIV. I NON-CONF.	8- 3	68	6-2	194	35	98	98	5	5	
TOTALS	RPI 1-25	RPI 26-50	W-L RECORDS	RPI 51-100	RPI 101-150	RPI 150+				
9- 4	0- 1	0- 2	OVERALL	2- 1	2- 0	5- 0				
6- 3	0- 1	0- 1	HOME	1- 1	2- 0	3- 0				
3- 1	0- 0	0- 1	AWAY	1- 0	0- 0	2- 0				
0- 0	0- 0	0- 0	NEUTRAL	0- 0	0- 0	0- 0				
8- 3	0- 1	0- 2	NON-CONFERENCE	2- 0	2- 0	4- 0				
6- 2	0- 1	0- 1	HOME	1- 0	2- 0	3- 0				
2- 1	0- 0	0- 1	AWAY	1- 0	0- 0	1- 0				
0- 0	0- 0	0- 0	NEUTRAL	0- 0	0- 0	0- 0				
1- 1	0- 0	0- 0	CONFERENCE	0- 1	0- 0	1- 0				
0- 1	0- 0	0- 0	HOME	0- 1	0- 0	0- 0				
1- 0	0- 0	0- 0	AWAY	0- 0	0- 0	1- 0				
0- 0	0- 0	0- 0	NEUTRAL	0- 0	0- 0	0- 0				

RPI 1-25				RPI 26-50				RPI 51-100 Team's RPI: 81				RPI 101+			
RPI	S	Opponent	Score	RPI	S	Opponent	Score	RPI	S	Opponent	Score	RPI	S	Opponent	Score
14	H	Iowa	69 75	27	A	Drake	81 86	67	H	Texas	75 81	117	H	New Orleans	71 53
				45	H	UNI	63 71	78	H	Texas Southern	79 59	128	H	Wright St.	79 71
								79	A	Alabama	75 66	192	H	North Ala.	80 72
												213	A	Texas Tech	96 66
												220	H	Southern U.	69 36
												277	H	Ark.-Pine Bluff	90 40
												306	A	North Dakota St.	86 58
LAST 10 Division I															
14	H	Iowa	69 75	67	H	Texas	75 81								
79	A	Alabama	75 66	213	A	Texas Tech	96 66								
117	H	New Orleans	71 53	192	H	North Ala.	80 72								
277	H	Ark.-Pine Bluff	90 40	45	H	UNI	63 71								
306	A	North Dakota St.	86 58	128	H	Wright St.	79 71								

Non-Div I Games:

Iowa St.

■ Loss,
 ■ Non-Conf, S Site,
 ■ Home
 ■ Away
 N Neutral

Average RPI Win:	264	WON-LOST	WINNING	LAST 10	STRENGTH OF	OPP. STRENGTH	TEAM	ADJ.	CONF.	ADJ CONF.
Average RPI Loss:	109	RECORD	PCT. RANK	GAMES	SCHEDULE	OF SCHEDULE	RPI	RPI	RPI	RPI
DIV. I ONLY	4- 8	243	4-6	132	142	202	202	29	29	
DIV. I NON-CONF.	2- 8	295	2-6	70	115	197	197	28	28	
TOTALS	RPI 1-25	RPI 26-50	W-L RECORDS	RPI 51-100	RPI 101-150	RPI 150+				
4- 8	0- 2	0- 1	OVERALL	0- 1	0- 2	4- 2				
3- 1	0- 1	0- 0	HOME	0- 0	0- 0	3- 0				
1- 7	0- 1	0- 1	AWAY	0- 1	0- 2	1- 2				
0- 0	0- 0	0- 0	NEUTRAL	0- 0	0- 0	0- 0				
2- 8	0- 2	0- 1	NON-CONFERENCE	0- 1	0- 2	2- 2				
1- 1	0- 1	0- 0	HOME	0- 0	0- 0	1- 0				
1- 7	0- 1	0- 1	AWAY	0- 1	0- 2	1- 2				
0- 0	0- 0	0- 0	NEUTRAL	0- 0	0- 0	0- 0				
2- 0	0- 0	0- 0	CONFERENCE	0- 0	0- 0	2- 0				
2- 0	0- 0	0- 0	HOME	0- 0	0- 0	2- 0				
0- 0	0- 0	0- 0	AWAY	0- 0	0- 0	0- 0				
0- 0	0- 0	0- 0	NEUTRAL	0- 0	0- 0	0- 0				

RPI 1-25				RPI 26-50				RPI 51-100				RPI 101+ Team's RPI: 202			
RPI	S	Opponent	Score	RPI	S	Opponent	Score	RPI	S	Opponent	Score	RPI	S	Opponent	Score
10	A	Indiana	51 91	29	A	Miami (FL)	68 83	82	A	Illinois St.	55 77	136	A	Bradley	69 78
13	H	Mississippi St.	53 92									144	A	Tulane	46 82
												179	H	Louisiana	65 54
												221	A	Southeastern La.	59 63
												234	A	Central Ark.	54 57
												261	H	Alabama A&M	67 53
												281	H	Alabama St.	94 62
												333	A	Northwestern St.	66 49
LAST 10 Division I															
221	A	Southeastern La.	59 63	261	H	Alabama A&M	67 53								
234	A	Central Ark.	54 57	281	H	Alabama St.	94 62								
13	H	Mississippi St.	53 92	179	H	Louisiana	65 54								
10	A	Indiana	51 91	82	A	Illinois St.	55 77								
333	A	Northwestern St.	66 49	136	A	Bradley	69 78								

Non-Div I Games:

Jackson St.

■ Loss,
 ■ Non-Conf,
 ■ S Site,
 ■ Home
 ■ A Away
 N Neutral

Jacksonville

Through Games Of Jan. 7, 2020

Average RPI Win:	323	WON-LOST	WINNING	LAST 10	STRENGTH OF	OPP. STRENGTH	TEAM	ADJ.	CONF.	ADJ CONF.
Average RPI Loss:	112	RECORD	PCT. RANK	GAMES	SCHEDULE	OF SCHEDULE	RPI	RPI	RPI	RPI
DIV. I ONLY	6- 6	170	6-4	263	301	214	214	16	16	
DIV. I NON-CONF.	6- 5	151	6-3	295	276	219	219	14	14	
TOTALS	RPI 1-25	RPI 26-50	W-L RECORDS	RPI 51-100	RPI 101-150	RPI 150+				
6- 6	0- 1	0- 1	OVERALL	0- 0	0- 2	6- 2				
3- 2	0- 0	0- 0	HOME	0- 0	0- 1	3- 1				
3- 4	0- 1	0- 1	AWAY	0- 0	0- 1	3- 1				
0- 0	0- 0	0- 0	NEUTRAL	0- 0	0- 0	0- 0				
6- 5	0- 1	0- 1	NON-CONFERENCE	0- 0	0- 2	6- 1				
3- 2	0- 0	0- 0	HOME	0- 0	0- 1	3- 1				
3- 3	0- 1	0- 1	AWAY	0- 0	0- 1	3- 0				
0- 0	0- 0	0- 0	NEUTRAL	0- 0	0- 0	0- 0				
0- 1	0- 0	0- 0	CONFERENCE	0- 0	0- 0	0- 1				
0- 0	0- 0	0- 0	HOME	0- 0	0- 0	0- 0				
0- 1	0- 0	0- 0	AWAY	0- 0	0- 0	0- 1				
0- 0	0- 0	0- 0	NEUTRAL	0- 0	0- 0	0- 0				

RPI 1-25				RPI 26-50				RPI 51-100				RPI 101+ Team's RPI: 214			
RPI	S	Opponent	Score	RPI	S	Opponent	Score	RPI	S	Opponent	Score	RPI	S	Opponent	Score
12	A	Florida St.	41 75	28	A	Colorado	44 66					106	A	South Fla.	39 70
												148	H	Bethune-Cookman	52 53
												186	H	Norfolk St.	64 71
												192	A	North Ala.	65 76
												305	H	Nicholls St.	72 55
												310	A	Mercer	87 83
												321	H	FIU	77 52
												324	A	Jacksonville St.	55 40
												329	H	USC Upstate	87 43
												350	A	Florida A&M	88 54
LAST 10 Division I															
148	H	Bethune-Cookman	52 53	192	A	North Ala.	65 76								
186	H	Norfolk St.	64 71	310	A	Mercer	87 83								
305	H	Nicholls St.	72 55	324	A	Jacksonville St.	55 40								
28	A	Colorado	44 66	350	A	Florida A&M	88 54								
329	H	USC Upstate	87 43	321	H	FIU	77 52								

Non-Div I Games: Thomas (GA) 94 36 Johnson (FL) 114 35

Jacksonville

Loss, Non-Conf, S Site, H Home A Away N Neutral

Average RPI Win:	286	WON-LOST	WINNING	LAST 10	STRENGTH OF	OPP. STRENGTH	TEAM	ADJ.	CONF.	ADJ CONF.
Average RPI Loss:	190	RECORD	PCT. RANK	GAMES	SCHEDULE	OF SCHEDULE	RPI	RPI	RPI	RPI
DIV. I ONLY	3- 8	275	3-7	326	262	324	324	20	20	
DIV. I NON-CONF.	2- 7	288	2-6	320	268	338	338	21	21	
TOTALS	RPI 1-25	RPI 26-50	W-L RECORDS	RPI 51-100	RPI 101-150	RPI 150+				
3- 8	0- 0	0- 1	OVERALL	0- 1	0- 1	3- 5				
2- 1	0- 0	0- 0	HOME	0- 0	0- 0	2- 1				
1- 5	0- 0	0- 1	AWAY	0- 1	0- 1	1- 2				
0- 2	0- 0	0- 0	NEUTRAL	0- 0	0- 0	0- 2				
2- 7	0- 0	0- 1	NON-CONFERENCE	0- 1	0- 1	2- 4				
2- 1	0- 0	0- 0	HOME	0- 0	0- 0	2- 1				
0- 4	0- 0	0- 1	AWAY	0- 1	0- 1	0- 1				
0- 2	0- 0	0- 0	NEUTRAL	0- 0	0- 0	0- 2				
1- 1	0- 0	0- 0	CONFERENCE	0- 0	0- 0	1- 1				
0- 0	0- 0	0- 0	HOME	0- 0	0- 0	0- 0				
1- 1	0- 0	0- 0	AWAY	0- 0	0- 0	1- 1				
0- 0	0- 0	0- 0	NEUTRAL	0- 0	0- 0	0- 0				

RPI S	Opponent	Score	RPI S	Opponent	Score	RPI S	Opponent	Score	RPI S	Opponent	Score	Team's RPI: 324
50	A Troy	64 94	63	A Vanderbilt	66 88	116	A Auburn	53 62	214	H Jacksonville	40 55	
						216	N Northern Ky.	63 66	250	A Eastern Ky.	43 33	
						259	H Lipscomb	65 63	281	A Alabama St.	63 68	
						284	A Morehead St.	48 67	295	N Oakland	55 61	
						350	H Florida A&M	72 67				
LAST 10 Division I												
216	N Northern Ky.	63 66	250	A Eastern Ky.	43 33							
281	A Alabama St.	63 68	284	A Morehead St.	48 67							
50	A Troy	64 94	116	A Auburn	53 62							
259	H Lipscomb	65 63	214	H Jacksonville	40 55							
350	H Florida A&M	72 67	295	N Oakland	55 61							

Non-Div I Games: Clark Atlanta 75 46 Fort Valley St. 87 65

Jacksonville St.

Loss, Non-Conf, S Site, H Home A Away N Neutral

Average RPI Win:	134	WON-LOST	WINNING	LAST 10	STRENGTH OF	OPP. STRENGTH	TEAM	ADJ.	CONF.	ADJ CONF.
Average RPI Loss:	29	RECORD	PCT. RANK	GAMES	SCHEDULE	OF SCHEDULE	RPI	RPI	RPI	RPI
DIV. I ONLY	11- 2	32	9-1	90	27	30	30	15	15	
DIV. I NON-CONF.	9- 2	40	7-1	117	12	33	33	15	15	
TOTALS	RPI 1-25	RPI 26-50	W-L RECORDS	RPI 51-100	RPI 101-150	RPI 150+				
11- 2	0- 1	0- 1	OVERALL	4- 0	4- 0	3- 0				
7- 1	0- 1	0- 0	HOME	2- 0	3- 0	2- 0				
3- 1	0- 0	0- 1	AWAY	1- 0	1- 0	1- 0				
1- 0	0- 0	0- 0	NEUTRAL	1- 0	0- 0	0- 0				
9- 2	0- 1	0- 1	NON-CONFERENCE	4- 0	2- 0	3- 0				
5- 1	0- 1	0- 0	HOME	2- 0	1- 0	2- 0				
3- 1	0- 0	0- 1	AWAY	1- 0	1- 0	1- 0				
1- 0	0- 0	0- 0	NEUTRAL	1- 0	0- 0	0- 0				
2- 0	0- 0	0- 0	CONFERENCE	0- 0	2- 0	0- 0				
2- 0	0- 0	0- 0	HOME	0- 0	2- 0	0- 0				
0- 0	0- 0	0- 0	AWAY	0- 0	0- 0	0- 0				
0- 0	0- 0	0- 0	NEUTRAL	0- 0	0- 0	0- 0				

RPI 1-25				RPI 26-50				Team's RPI: 30				RPI 51-100				RPI 101+			
RPI	S	Opponent	Score	RPI	S	Opponent	Score	RPI	S	Opponent	Score	RPI	S	Opponent	Score	RPI	S	Opponent	Score
25	H	Maryland	68 70	32	A	Virginia	49 55	53	A	Villanova	56 52	103	H	Elon	61 48				
								56	N	UCF	46 43	130	H	William & Mary	84 70				
								69	H	St. John's (NY)	76 73	131	A	George Washington	69 50				
								98	H	Liberty	76 53	146	H	Robert Morris	59 32				
												210	A	Georgetown	66 59				
												237	H	Delaware St.	83 64				
												243	H	Longwood	93 53				
LAST 10 Division I																			
				56	N	UCF	46 43					103	H	Elon	61 48				
				32	A	Virginia	49 55					130	H	William & Mary	84 70				
				98	H	Liberty	76 53					146	H	Robert Morris	59 32				
				210	A	Georgetown	66 59					131	A	George Washington	69 50				
				69	H	St. John's (NY)	76 73					237	H	Delaware St.	83 64				

Non-Div I Games:

James Madison

■ Loss,
■ Non-Conf, S Site,
■ Home
■ Away
N Neutral

Kansas

Through Games Of Jan. 7, 2020

Average RPI Win:	212	WON-LOST	WINNING	LAST 10	STRENGTH OF	OPP. STRENGTH	TEAM	ADJ.	CONF.	ADJ CONF.
Average RPI Loss:	26	RECORD	PCT. RANK	GAMES	SCHEDULE	OF SCHEDULE	RPI	RPI	RPI	RPI
DIV. I ONLY	11- 1	15	9-1	210	160	42	42	5	5	
DIV. I NON-CONF.	11- 0	1	9-0	237	206	38	38	5	5	
TOTALS	RPI 1-25	RPI 26-50	W-L RECORDS	RPI 51-100	RPI 101-150	RPI 150+				
11- 1	0- 0	0- 1	OVERALL	1- 0	3- 0	7- 0				
8- 0	0- 0	0- 0	HOME	0- 0	2- 0	6- 0				
2- 1	0- 0	0- 1	AWAY	1- 0	0- 0	1- 0				
1- 0	0- 0	0- 0	NEUTRAL	0- 0	1- 0	0- 0				
11- 0	0- 0	0- 0	NON-CONFERENCE	1- 0	3- 0	7- 0				
8- 0	0- 0	0- 0	HOME	0- 0	2- 0	6- 0				
2- 0	0- 0	0- 0	AWAY	1- 0	0- 0	1- 0				
1- 0	0- 0	0- 0	NEUTRAL	0- 0	1- 0	0- 0				
0- 1	0- 0	0- 1	CONFERENCE	0- 0	0- 0	0- 0				
0- 0	0- 0	0- 0	HOME	0- 0	0- 0	0- 0				
0- 1	0- 0	0- 1	AWAY	0- 0	0- 0	0- 0				
0- 0	0- 0	0- 0	NEUTRAL	0- 0	0- 0	0- 0				

RPI 1-25				RPI 26-50		Team's RPI: 42		RPI 51-100				RPI 101+			
RPI	S	Opponent	Score	RPI	S	Opponent	Score	RPI	S	Opponent	Score	RPI	S	Opponent	Score
				26	A	Oklahoma St.	49 67	72	A	Saint Louis	68 60	122	H	Saint Mary's (CA)	86 81
												128	N	Wright St.	74 63
												141	H	Florida	76 66
												171	A	Fla. Atlantic	90 60
												266	H	Wofford	83 64
												268	H	UMass Lowell	79 44
												271	H	Indiana St.	84 72
												276	H	Texas St.	68 48
												287	H	Omaha	63 48
												334	H	UIC	91 50
LAST 10 Division I															
				171	A	Fla. Atlantic	90 60	26	A	Oklahoma St.	49 67				
				128	N	Wright St.	74 63	266	H	Wofford	83 64				
				276	H	Texas St.	68 48	72	A	Saint Louis	68 60				
				268	H	UMass Lowell	79 44	122	H	Saint Mary's (CA)	86 81				
				287	H	Omaha	63 48	141	H	Florida	76 66				

Non-Div I Games:

Kansas

Loss, Non-Conf, S Site, H Home A Away N Neutral

Average RPI Win:	300	WON-LOST	WINNING	LAST 10	STRENGTH OF	OPP. STRENGTH	TEAM	ADJ.	CONF.	ADJ CONF.
Average RPI Loss:	78	RECORD	PCT. RANK	GAMES	SCHEDULE	OF SCHEDULE	RPI	RPI	RPI	RPI
DIV. I ONLY	6- 6	170	4-6	177	220	206	206	5	5	
DIV. I NON-CONF.	6- 5	151	4-5	233	228	207	207	5	5	
TOTALS	RPI 1-25	RPI 26-50	W-L RECORDS	RPI 51-100	RPI 101-150	RPI 150+				
6- 6	0- 1	0- 2	OVERALL	0- 1	0- 1	6- 1				
5- 2	0- 0	0- 1	HOME	0- 0	0- 1	5- 0				
1- 2	0- 1	0- 1	AWAY	0- 0	0- 0	1- 0				
0- 2	0- 0	0- 0	NEUTRAL	0- 1	0- 0	0- 1				
6- 5	0- 1	0- 1	NON-CONFERENCE	0- 1	0- 1	6- 1				
5- 1	0- 0	0- 0	HOME	0- 0	0- 1	5- 0				
1- 2	0- 1	0- 1	AWAY	0- 0	0- 0	1- 0				
0- 2	0- 0	0- 0	NEUTRAL	0- 1	0- 0	0- 1				
0- 1	0- 0	0- 1	CONFERENCE	0- 0	0- 0	0- 0				
0- 1	0- 0	0- 1	HOME	0- 0	0- 0	0- 0				
0- 0	0- 0	0- 0	AWAY	0- 0	0- 0	0- 0				
0- 0	0- 0	0- 0	NEUTRAL	0- 0	0- 0	0- 0				

RPI 1-25				RPI 26-50				RPI 51-100				RPI 101+ Team's RPI: 206			
RPI	S	Opponent	Score	RPI	S	Opponent	Score	RPI	S	Opponent	Score	RPI	S	Opponent	Score
15	A	Oregon	51 89	35	H	West Virginia	63 74	88	N	Michigan St.	60 65	118	H	UT Arlington	53 57
				44	A	Arkansas	72 81					166	N	Memphis	68 72
												240	A	UMKC	74 67
												258	H	Oral Roberts	109 69
												287	H	Omaha	73 48
												331	H	UTRGV	79 66
												334	H	UIC	84 40
												349	H	Incarnate Word	85 41
LAST 10 Division I															
349	H	Incarnate Word	85 41	35	H	West Virginia	63 74	331	H	UTRGV	79 66				
88	N	Michigan St.	60 65	15	A	Oregon	51 89	240	A	UMKC	74 67				
166	N	Memphis	68 72	44	A	Arkansas	72 81								
118	H	UT Arlington	53 57												
258	H	Oral Roberts	109 69												

Non-Div I Games:

Kansas St.

■ Loss,
 ■ Non-Conf, S Site,
 ■ Home
 ■ Away
 N Neutral

Average RPI Win:	265	WON-LOST	WINNING	LAST 10	STRENGTH OF	OPP. STRENGTH	TEAM	ADJ.	CONF.	ADJ CONF.
Average RPI Loss:	137	RECORD	PCT. RANK	GAMES	SCHEDULE	OF SCHEDULE	RPI	RPI	RPI	RPI
DIV. I ONLY	5- 7	213	4-6	290	144	249	249	16	16	
DIV. I NON-CONF.	5- 5	163	4-4	276	192	193	193	14	14	
TOTALS	RPI 1-25	RPI 26-50	W-L RECORDS	RPI 51-100	RPI 101-150	RPI 150+				
5- 7	0- 0	0- 1	OVERALL	0- 2	1- 1	4- 3				
2- 3	0- 0	0- 1	HOME	0- 1	1- 0	1- 1				
2- 4	0- 0	0- 0	AWAY	0- 1	0- 1	2- 2				
1- 0	0- 0	0- 0	NEUTRAL	0- 0	0- 0	1- 0				
5- 5	0- 0	0- 1	NON-CONFERENCE	0- 1	1- 1	4- 2				
2- 1	0- 0	0- 1	HOME	0- 0	1- 0	1- 0				
2- 4	0- 0	0- 0	AWAY	0- 1	0- 1	2- 2				
1- 0	0- 0	0- 0	NEUTRAL	0- 0	0- 0	1- 0				
0- 2	0- 0	0- 0	CONFERENCE	0- 1	0- 0	0- 1				
0- 2	0- 0	0- 0	HOME	0- 1	0- 0	0- 1				
0- 0	0- 0	0- 0	AWAY	0- 0	0- 0	0- 0				
0- 0	0- 0	0- 0	NEUTRAL	0- 0	0- 0	0- 0				

RPI S	Opponent	Score	RPI S	Opponent	Score	RPI S	Opponent	Score	RPI S	Opponent	Score	Team's RPI: 249
31	H Georgia Tech	47 63	64	A Georgia	65 80	102	A Duquesne	72 75	150	H Samford	60 55	
			73	H North Florida	55 64	182	A Campbell	51 63	232	H Stetson	61 67	
						274	A Ga. Southern	95 69	278	A Navy	62 82	
						282	A UNCW	58 56	308	N UMBC	59 44	
						310	H Mercer	92 64				
LAST 10 Division I												
278	A Navy	62 82	73	H North Florida	55 64	102	A Duquesne	72 75	31	H Georgia Tech	47 63	
182	A Campbell	51 63	232	H Stetson	61 67							
282	A UNCW	58 56										
274	A Ga. Southern	95 69										
310	H Mercer	92 64	308	N UMBC	59 44							

Non-Div I Games: Middle Ga. St. 88 49

Kennesaw St.

Average RPI Win:	214	WON-LOST	WINNING	LAST 10	STRENGTH OF	OPP. STRENGTH	TEAM	ADJ.	CONF.	ADJ CONF.
Average RPI Loss:	46	RECORD	PCT. RANK	GAMES	SCHEDULE	OF SCHEDULE	RPI	RPI	RPI	RPI
DIV. I ONLY	6- 5	143	5-5	76	99	87	87	10	10	
DIV. I NON-CONF.	6- 4	122	5-4	89	102	81	81	10	10	

TOTALS	RPI 1-25	RPI 26-50	W-L RECORDS	RPI 51-100	RPI 101-150	RPI 150+
6- 5	0- 2	0- 2	OVERALL	0- 1	2- 0	4- 0
2- 1	0- 1	0- 0	HOME	0- 0	1- 0	1- 0
2- 2	0- 1	0- 0	AWAY	0- 1	1- 0	1- 0
2- 2	0- 0	0- 2	NEUTRAL	0- 0	0- 0	2- 0
6- 4	0- 2	0- 2	NON-CONFERENCE	0- 0	2- 0	4- 0
2- 1	0- 1	0- 0	HOME	0- 0	1- 0	1- 0
2- 1	0- 1	0- 0	AWAY	0- 0	1- 0	1- 0
2- 2	0- 0	0- 2	NEUTRAL	0- 0	0- 0	2- 0
0- 1	0- 0	0- 0	CONFERENCE	0- 1	0- 0	0- 0
0- 0	0- 0	0- 0	HOME	0- 0	0- 0	0- 0
0- 1	0- 0	0- 0	AWAY	0- 1	0- 0	0- 0
0- 0	0- 0	0- 0	NEUTRAL	0- 0	0- 0	0- 0

RPI S	Opponent	Score	RPI S	Opponent	Score	RPI S	Opponent	Score	Team's RPI: 87	RPI S	Opponent	Score
23	A Purdue	64 77	43	N Michigan	53 88	89	A Ball St.	62 66		102	A Duquesne	77 75
24	H Ohio St.	65 75	50	N Troy	64 71					146	H Robert Morris	82 81
										178	A Youngstown St.	82 73
										274	N Ga. Southern	62 48
										275	H St. Bonaventure	81 58
										311	N Purdue Fort Wayne	75 67
LAST 10 Division I												
146	H Robert Morris	82 81	89	A Ball St.	62 66							
24	H Ohio St.	65 75	50	N Troy	64 71							
311	N Purdue Fort Wayne	75 67	274	N Ga. Southern	62 48							
43	N Michigan	53 88	23	A Purdue	64 77							
178	A Youngstown St.	82 73	275	H St. Bonaventure	81 58							

Non-Div I Games: Hiram 92 36

Kent St.

■ Loss,
■ Non-Conf, S Site,
■ Home
■ Away
N Neutral

Kentucky

Through Games Of Jan. 7, 2020

Average RPI Win:	161	WON-LOST	WINNING	LAST 10	STRENGTH OF	OPP. STRENGTH	TEAM	ADJ.	CONF.	ADJ CONF.
Average RPI Loss:	4	RECORD	PCT. RANK	GAMES	SCHEDULE	OF SCHEDULE	RPI	RPI	RPI	RPI
DIV. I ONLY	12- 2	26	8-2	62	35	22	22	4	4	
DIV. I NON-CONF.	11- 1	14	7-1	145	34	31	31	4	4	
TOTALS	RPI 1-25	RPI 26-50	W-L RECORDS	RPI 51-100	RPI 101-150	RPI 150+				
12- 2	0- 2	3- 0	OVERALL	1- 0	3- 0	5- 0				
9- 1	0- 1	1- 0	HOME	1- 0	2- 0	5- 0				
3- 1	0- 1	2- 0	AWAY	0- 0	1- 0	0- 0				
0- 0	0- 0	0- 0	NEUTRAL	0- 0	0- 0	0- 0				
11- 1	0- 1	3- 0	NON-CONFERENCE	0- 0	3- 0	5- 0				
8- 1	0- 1	1- 0	HOME	0- 0	2- 0	5- 0				
3- 0	0- 0	2- 0	AWAY	0- 0	1- 0	0- 0				
0- 0	0- 0	0- 0	NEUTRAL	0- 0	0- 0	0- 0				
1- 1	0- 1	0- 0	CONFERENCE	1- 0	0- 0	0- 0				
1- 0	0- 0	0- 0	HOME	1- 0	0- 0	0- 0				
0- 1	0- 1	0- 0	AWAY	0- 0	0- 0	0- 0				
0- 0	0- 0	0- 0	NEUTRAL	0- 0	0- 0	0- 0				

RPI 1-25				Team's RPI: 22		RPI 26-50				RPI 51-100				RPI 101+					
RPI	S	Opponent	Score		RPI	S	Opponent	Score		RPI	S	Opponent	Score		RPI	S	Opponent	Score	
3	H	Louisville	66	67	32	A	Virginia	50	47	96	H	Tennessee	80	76	109	A	California	63	61
4	A	South Carolina	72	99	46	H	Charlotte	86	39						143	H	Austin Peay	81	52
					47	A	Middle Tenn.	67	52						150	H	Samford	79	49
															227	H	Mt. St. Mary's	67	44
															232	H	Stetson	67	48
															257	H	Winthrop	91	36
															284	H	Morehead St.	79	54
															312	H	Grambling	81	35
LAST 10 Division I																			
150	H	Samford	79	49	96	H	Tennessee	80	76										
46	H	Charlotte	86	39	4	A	South Carolina	72	99										
143	H	Austin Peay	81	52	109	A	California	63	61										
312	H	Grambling	81	35	3	H	Louisville	66	67										
284	H	Morehead St.	79	54	257	H	Winthrop	91	36										

Non-Div I Games:

Kentucky

■ Loss,
■ Non-Conf, S Site,
■ Home
■ Away
N Neutral

Average RPI Win:	327	WON-LOST	WINNING	LAST 10	STRENGTH OF	OPP. STRENGTH	TEAM	ADJ.	CONF.	ADJ CONF.
Average RPI Loss:	242	RECORD	PCT. RANK	GAMES	SCHEDULE	OF SCHEDULE	RPI	RPI	RPI	RPI
DIV. I ONLY	1- 11	334	1-9	289	348	344	344	30	30	
DIV. I NON-CONF.	1- 10	329	1-8	292	349	345	345	30	30	
TOTALS	RPI 1-25	RPI 26-50	W-L RECORDS	RPI 51-100	RPI 101-150	RPI 150+				
1- 11	0- 0	0- 0	OVERALL	0- 1	0- 0	1- 10				
1- 6	0- 0	0- 0	HOME	0- 1	0- 0	1- 5				
0- 5	0- 0	0- 0	AWAY	0- 0	0- 0	0- 5				
0- 0	0- 0	0- 0	NEUTRAL	0- 0	0- 0	0- 0				
1- 10	0- 0	0- 0	NON-CONFERENCE	0- 1	0- 0	1- 9				
1- 6	0- 0	0- 0	HOME	0- 1	0- 0	1- 5				
0- 4	0- 0	0- 0	AWAY	0- 0	0- 0	0- 4				
0- 0	0- 0	0- 0	NEUTRAL	0- 0	0- 0	0- 0				
0- 1	0- 0	0- 0	CONFERENCE	0- 0	0- 0	0- 1				
0- 0	0- 0	0- 0	HOME	0- 0	0- 0	0- 0				
0- 1	0- 0	0- 0	AWAY	0- 0	0- 0	0- 1				
0- 0	0- 0	0- 0	NEUTRAL	0- 0	0- 0	0- 0				

RPI 1-25				RPI 26-50				RPI 51-100				RPI 101+				Team's RPI: 344	
RPI	S	Opponent	Score	RPI	S	Opponent	Score	RPI	S	Opponent	Score	RPI	S	Opponent	Score		
								92	H	Stony Brook	49	80	169	H	Cleveland St.	49	79
													198	A	Rhode Island	56	79
													227	A	Mt. St. Mary's	57	75
													244	A	Lafayette	60	65
													264	A	Army West Point	60	67
													268	A	UMass Lowell	56	65
													270	H	Fairfield	51	53
													292	H	Vermont	62	73
													314	H	N.C. Central	59	61
													326	H	Saint Peter's	74	89
													327	H	Hofstra	85	46
LAST 10 Division I																	
				327	H	Hofstra	85	46	227	A	Mt. St. Mary's	57	75				
				92	H	Stony Brook	49	80	314	H	N.C. Central	59	61				
				244	A	Lafayette	60	65	292	H	Vermont	62	73				
				169	H	Cleveland St.	49	79	268	A	UMass Lowell	56	65				
				270	H	Fairfield	51	53	264	A	Army West Point	60	67				

Non-Div I Games:

LIU Brooklyn

Loss, Non-Conf, S Site, H Home A Away N Neutral

Average RPI Win:	193	WON-LOST	WINNING	LAST 10	STRENGTH OF	OPP. STRENGTH	TEAM	ADJ.	CONF.	ADJ CONF.
Average RPI Loss:	152	RECORD	PCT. RANK	GAMES	SCHEDULE	OF SCHEDULE	RPI	RPI	RPI	RPI
DIV. I ONLY	3- 13	311	1-9	179	133	285	285	11	11	
DIV. I NON-CONF.	3- 9	279	1-5	198	150	271	271	12	12	
TOTALS	RPI 1-25	RPI 26-50	W-L RECORDS	RPI 51-100	RPI 101-150	RPI 150+				
3- 13	0- 1	0- 0	OVERALL	0- 3	1- 3	2- 6				
1- 6	0- 0	0- 0	HOME	0- 1	1- 1	0- 4				
2- 5	0- 1	0- 0	AWAY	0- 1	0- 1	2- 2				
0- 2	0- 0	0- 0	NEUTRAL	0- 1	0- 1	0- 0				
3- 9	0- 1	0- 0	NON-CONFERENCE	0- 2	1- 1	2- 5				
1- 4	0- 0	0- 0	HOME	0- 1	1- 0	0- 3				
2- 3	0- 1	0- 0	AWAY	0- 0	0- 0	2- 2				
0- 2	0- 0	0- 0	NEUTRAL	0- 1	0- 1	0- 0				
0- 4	0- 0	0- 0	CONFERENCE	0- 1	0- 2	0- 1				
0- 2	0- 0	0- 0	HOME	0- 0	0- 1	0- 1				
0- 2	0- 0	0- 0	AWAY	0- 1	0- 1	0- 0				
0- 0	0- 0	0- 0	NEUTRAL	0- 0	0- 0	0- 0				

RPI 1-25				RPI 26-50				RPI 51-100				RPI 101+ Team's RPI: 285			
RPI	S	Opponent	Score	RPI	S	Opponent	Score	RPI	S	Opponent	Score	RPI	S	Opponent	Score
7	A	UCLA	52 74					58	H	Yale	65 81	119	N	Providence	45 48
								89	N	Ball St.	72 77	122	A	Saint Mary's (CA)	70 86
								94	A	Pacific	67 76	133	H	BYU	44 59
												147	H	Hawaii	65 51
												184	A	New Mexico	73 72
												207	H	San Diego	59 67
												210	H	Georgetown	53 64
												217	A	Tulsa	56 75
												223	H	Cal St. Fullerton	74 79
												245	A	UC Irvine	65 80
												247	A	Long Beach St.	70 57
												253	H	CSUN	54 56
LAST 10 Division I															
184	A	New Mexico	73 72	122	A	Saint Mary's (CA)	70 86								
89	N	Ball St.	72 77	94	A	Pacific	67 76								
253	H	CSUN	54 56	207	H	San Diego	59 67								
58	H	Yale	65 81	133	H	BYU	44 59								
210	H	Georgetown	53 64	119	N	Providence	45 48								

Non-Div I Games: Cal St. San B'dino 94 46

LMU (CA)

■ Loss,
 ■ Non-Conf, S Site,
 ■ Home
 ■ Away
 N Neutral

Average RPI Win:	157	WON-LOST	WINNING	LAST 10	STRENGTH OF	OPP. STRENGTH	TEAM	ADJ.	CONF.	ADJ CONF.
Average RPI Loss:	81	RECORD	PCT. RANK	GAMES	SCHEDULE	OF SCHEDULE	RPI	RPI	RPI	RPI
DIV. I ONLY	11- 3	41	8-2	162	16	48	48	4	4	
DIV. I NON-CONF.	10- 2	31	7-1	152	28	40	40	4	4	
TOTALS	RPI 1-25	RPI 26-50	W-L RECORDS	RPI 51-100	RPI 101-150	RPI 150+				
11- 3	0- 1	2- 0	OVERALL	2- 1	2- 0	5- 1				
6- 1	0- 1	1- 0	HOME	1- 0	1- 0	3- 0				
3- 2	0- 0	1- 0	AWAY	0- 1	1- 0	1- 1				
2- 0	0- 0	0- 0	NEUTRAL	1- 0	0- 0	1- 0				
10- 2	0- 1	2- 0	NON-CONFERENCE	1- 1	2- 0	5- 0				
5- 1	0- 1	1- 0	HOME	0- 0	1- 0	3- 0				
3- 1	0- 0	1- 0	AWAY	0- 1	1- 0	1- 0				
2- 0	0- 0	0- 0	NEUTRAL	1- 0	0- 0	1- 0				
1- 1	0- 0	0- 0	CONFERENCE	1- 0	0- 0	0- 1				
1- 0	0- 0	0- 0	HOME	1- 0	0- 0	0- 0				
0- 1	0- 0	0- 0	AWAY	0- 0	0- 0	0- 1				
0- 0	0- 0	0- 0	NEUTRAL	0- 0	0- 0	0- 0				

RPI 1-25				RPI 26-50				Team's RPI: 48				RPI 51-100				RPI 101+			
RPI	S	Opponent	Score	RPI	S	Opponent	Score	RPI	S	Opponent	Score	RPI	S	Opponent	Score	RPI	S	Opponent	Score
12	H	Florida St.	62 70	33	A	FGCU	74 63	55	A	Oklahoma	68 90	117	H	New Orleans	83 49				
				40	H	Rutgers	64 58	79	H	Alabama	71 60	144	A	Tulane	59 54				
								88	N	Michigan St.	58 56	166	N	Memphis	89 58				
												176	A	Missouri	65 69				
												180	A	Little Rock	65 50				
												221	H	Southeastern La.	62 52				
												305	H	Nicholls St.	63 32				
												350	H	Florida A&M	73 45				
LAST 10 Division I																			
305	H	Nicholls St.	63 32	176	A	Missouri	65 69												
166	N	Memphis	89 58	79	H	Alabama	71 60												
88	N	Michigan St.	58 56	350	H	Florida A&M	73 45												
40	H	Rutgers	64 58	33	A	FGCU	74 63												
221	H	Southeastern La.	62 52	55	A	Oklahoma	68 90												

Non-Div I Games:

LSU

Average RPI Win:	225	WON-LOST	WINNING	LAST 10	STRENGTH OF	OPP. STRENGTH	TEAM	ADJ.	CONF.	ADJ CONF.
Average RPI Loss:	120	RECORD	PCT. RANK	GAMES	SCHEDULE	OF SCHEDULE	RPI	RPI	RPI	RPI
DIV. I ONLY	6- 8	205	3-7	140	244	195	195	12	12	
DIV. I NON-CONF.	6- 7	182	3-6	148	255	179	179	11	11	
TOTALS	RPI 1-25	RPI 26-50	W-L RECORDS	RPI 51-100	RPI 101-150	RPI 150+				
6- 8	0- 0	0- 0	OVERALL	0- 4	1- 3	5- 1				
2- 5	0- 0	0- 0	HOME	0- 3	1- 2	1- 0				
3- 3	0- 0	0- 0	AWAY	0- 1	0- 1	3- 1				
1- 0	0- 0	0- 0	NEUTRAL	0- 0	0- 0	1- 0				
6- 7	0- 0	0- 0	NON-CONFERENCE	0- 4	1- 2	5- 1				
2- 4	0- 0	0- 0	HOME	0- 3	1- 1	1- 0				
3- 3	0- 0	0- 0	AWAY	0- 1	0- 1	3- 1				
1- 0	0- 0	0- 0	NEUTRAL	0- 0	0- 0	1- 0				
0- 1	0- 0	0- 0	CONFERENCE	0- 0	0- 1	0- 0				
0- 1	0- 0	0- 0	HOME	0- 0	0- 1	0- 0				
0- 0	0- 0	0- 0	AWAY	0- 0	0- 0	0- 0				
0- 0	0- 0	0- 0	NEUTRAL	0- 0	0- 0	0- 0				

RPI 1-25			RPI 26-50			RPI 51-100			RPI 101+			Team's RPI: 195
RPI	S	Opponent	Score	RPI	S	Opponent	Score	RPI	S	Opponent	Score	
						53	H Villanova	69	77	123	H Harvard	75 69
						61	H Temple	69	72	125	H Dayton	58 98
						71	A Drexel	31	69	132	A Rider	43 70
						91	H Penn	49	65	146	H Robert Morris	68 71
										186	A Norfolk St.	55 52
										191	A Howard	78 62
										203	A Penn St.	69 67
										278	A Navy	46 61
										308	N UMBC	74 58
										340	H Coppin St.	79 46
LAST 10 Division I												
						91	H Penn	49	65	125	H Dayton	58 98
						278	A Navy	46	61	61	H Temple	69 72
						308	N UMBC	74	58	53	H Villanova	69 77
						340	H Coppin St.	79	46	71	A Drexel	31 69
						186	A Norfolk St.	55	52	132	A Rider	43 70

Non-Div I Games:

La Salle

■ Loss,
 ■ Non-Conf,
 ■ S Site,
 ■ H Home
 ■ A Away
 N Neutral

RPI 1-25				RPI 26-50				RPI 51-100				RPI 101+				Team's RPI: 351	
RPI	S	Opponent	Score	RPI	S	Opponent	Score	RPI	S	Opponent	Score	RPI	S	Opponent	Score		
												157	H	Southern Miss.	42	57	
												187	A	Tennessee Tech	68	75	
												213	A	Texas Tech	38	83	
												221	H	Southeastern La.	52	65	
												231	A	North Texas	51	63	
												256	A	Ole Miss	42	66	
												274	A	Ga. Southern	47	64	
												305	A	Nicholls St.	59	74	
												309	H	Houston Baptist	65	72	
												319	A	Georgia St.	52	68	
												320	A	McNeese	69	72	
												333	H	Northwestern St.	63	54	
												346	H	Mississippi Val.	74	66	
LAST 10 Division I																	
				305	A	Nicholls St.	59	74	319	A	Georgia St.	52	68				
				309	H	Houston Baptist	65	72	274	A	Ga. Southern	47	64				
				320	A	McNeese	69	72	346	H	Mississippi Val.	74	66				
				221	H	Southeastern La.	52	65	213	A	Texas Tech	38	83				
				333	H	Northwestern St.	63	54	231	A	North Texas	51	63				

La.-Monroe

Page 140

Average RPI Win:	285	WON-LOST	WINNING	LAST 10	STRENGTH OF	OPP. STRENGTH	TEAM	ADJ.	CONF.	ADJ CONF.
Average RPI Loss:	146	RECORD	PCT. RANK	GAMES	SCHEDULE	OF SCHEDULE	RPI	RPI	RPI	RPI
DIV. I ONLY	5- 7	213	4-6	224	314	244	244	14	14	
DIV. I NON-CONF.	4- 6	212	3-5	260	329	282	282	13	13	
TOTALS	RPI 1-25	RPI 26-50	W-L RECORDS	RPI 51-100	RPI 101-150	RPI 150+				
5- 7	0- 0	0- 0	OVERALL	0- 3	0- 1	5- 3				
4- 2	0- 0	0- 0	HOME	0- 0	0- 1	4- 1				
1- 5	0- 0	0- 0	AWAY	0- 3	0- 0	1- 2				
0- 0	0- 0	0- 0	NEUTRAL	0- 0	0- 0	0- 0				
4- 6	0- 0	0- 0	NON-CONFERENCE	0- 2	0- 1	4- 3				
3- 2	0- 0	0- 0	HOME	0- 0	0- 1	3- 1				
1- 4	0- 0	0- 0	AWAY	0- 2	0- 0	1- 2				
0- 0	0- 0	0- 0	NEUTRAL	0- 0	0- 0	0- 0				
1- 1	0- 0	0- 0	CONFERENCE	0- 1	0- 0	1- 0				
1- 0	0- 0	0- 0	HOME	0- 0	0- 0	1- 0				
0- 1	0- 0	0- 0	AWAY	0- 1	0- 0	0- 0				
0- 0	0- 0	0- 0	NEUTRAL	0- 0	0- 0	0- 0				

RPI 1-25				RPI 26-50				RPI 51-100				RPI 101+				Team's RPI: 244	
RPI	S	Opponent	Score	RPI	S	Opponent	Score	RPI	S	Opponent	Score	RPI	S	Opponent	Score		
								69	A	St. John's (NY)	44	76	102	H	Duquesne	65	73
								74	A	Seton Hall	50	74	153	A	Binghamton	64	74
								83	A	Bucknell	36	50	204	H	Boston U.	59	57
													230	A	Monmouth	44	52
													235	H	Manhattan	60	53
													304	A	Albany (NY)	54	47
													308	H	UMBC	58	65
													339	H	Fairleigh Dickinson	61	29
													344	H	LIU Brooklyn	65	60
LAST 10 Division I																	
				235	H	Manhattan	60	53	83	A	Bucknell	36	50				
				304	A	Albany (NY)	54	47	204	H	Boston U.	59	57				
				344	H	LIU Brooklyn	65	60	308	H	UMBC	58	65				
				102	H	Duquesne	65	73	74	A	Seton Hall	50	74				
				69	A	St. John's (NY)	44	76	230	A	Monmouth	44	52				

Non-Div I Games:

Lafayette

Average RPI Win:	242	WON-LOST	WINNING	LAST 10	STRENGTH OF	OPP. STRENGTH	TEAM	ADJ.	CONF.	ADJ CONF.
Average RPI Loss:	111	RECORD	PCT. RANK	GAMES	SCHEDULE	OF SCHEDULE	RPI	RPI	RPI	RPI
DIV. I ONLY	4- 7	233	4-6	83	210	174	174	25	25	
DIV. I NON-CONF.	2- 5	259	2-4	23	210	156	156	24	24	
TOTALS	RPI 1-25	RPI 26-50	W-L RECORDS	RPI 51-100	RPI 101-150	RPI 150+				
4- 7	0- 1	0- 2	OVERALL	0- 1	1- 1	3- 2				
2- 2	0- 0	0- 0	HOME	0- 0	0- 1	2- 1				
1- 5	0- 1	0- 2	AWAY	0- 1	0- 0	1- 1				
1- 0	0- 0	0- 0	NEUTRAL	0- 0	1- 0	0- 0				
2- 5	0- 1	0- 2	NON-CONFERENCE	0- 0	1- 0	1- 2				
1- 1	0- 0	0- 0	HOME	0- 0	0- 0	1- 1				
0- 4	0- 1	0- 2	AWAY	0- 0	0- 0	0- 1				
1- 0	0- 0	0- 0	NEUTRAL	0- 0	1- 0	0- 0				
2- 2	0- 0	0- 0	CONFERENCE	0- 1	0- 1	2- 0				
1- 1	0- 0	0- 0	HOME	0- 0	0- 1	1- 0				
1- 1	0- 0	0- 0	AWAY	0- 1	0- 0	1- 0				
0- 0	0- 0	0- 0	NEUTRAL	0- 0	0- 0	0- 0				

RPI 1-25				RPI 26-50				RPI 51-100				RPI 101+ Team's RPI: 174			
RPI	S	Opponent	Score	RPI	S	Opponent	Score	RPI	S	Opponent	Score	RPI	S	Opponent	Score
16	A	NC State	40 81	26	A	Oklahoma St.	53 74	75	A	Abilene Christian	72 78	117	H	New Orleans	57 62
				39	A	Baylor	28 90					126	N	Idaho	47 44
												179	H	Louisiana	63 74
												221	A	Southeastern La.	65 57
												286	H	Denver	71 59
												325	A	Cal Poly	56 57
												333	H	Northwestern St.	61 58
LAST 10 Division I															
325	A	Cal Poly	56 57	75	A	Abilene Christian	72 78								
126	N	Idaho	47 44	117	H	New Orleans	57 62								
179	H	Louisiana	63 74	333	H	Northwestern St.	61 58								
39	A	Baylor	28 90	221	A	Southeastern La.	65 57								
16	A	NC State	40 81	286	H	Denver	71 59								

Non-Div I Games: Howard Payne 96 36 LeTourneau 90 38

Lamar University

Loss, Non-Conf, S Site, H Home A Away N Neutral

Average RPI Win:	230	WON-LOST	WINNING	LAST 10	STRENGTH OF	OPP. STRENGTH	TEAM	ADJ.	CONF.	ADJ CONF.
Average RPI Loss:	87	RECORD	PCT. RANK	GAMES	SCHEDULE	OF SCHEDULE	RPI	RPI	RPI	RPI
DIV. I ONLY	9- 3	59	7-3	230	202	90	90	14	14	
DIV. I NON-CONF.	7- 3	80	5-3	184	198	83	83	13	13	
TOTALS	RPI 1-25	RPI 26-50	W-L RECORDS	RPI 51-100	RPI 101-150	RPI 150+				
9- 3	0- 0	0- 1	OVERALL	1- 1	1- 1	7- 0				
4- 0	0- 0	0- 0	HOME	1- 0	1- 0	2- 0				
5- 1	0- 0	0- 1	AWAY	0- 0	0- 0	5- 0				
0- 2	0- 0	0- 0	NEUTRAL	0- 1	0- 1	0- 0				
7- 3	0- 0	0- 1	NON-CONFERENCE	1- 1	1- 1	5- 0				
3- 0	0- 0	0- 0	HOME	1- 0	1- 0	1- 0				
4- 1	0- 0	0- 1	AWAY	0- 0	0- 0	4- 0				
0- 2	0- 0	0- 0	NEUTRAL	0- 1	0- 1	0- 0				
2- 0	0- 0	0- 0	CONFERENCE	0- 0	0- 0	2- 0				
1- 0	0- 0	0- 0	HOME	0- 0	0- 0	1- 0				
1- 0	0- 0	0- 0	AWAY	0- 0	0- 0	1- 0				
0- 0	0- 0	0- 0	NEUTRAL	0- 0	0- 0	0- 0				

RPI 1-25				RPI 26-50				RPI 51-100				Team's RPI: 90	RPI 101+			
RPI	S	Opponent	Score	RPI	S	Opponent	Score	RPI	S	Opponent	Score		RPI	S	Opponent	Score
				49	A	Minnesota	49 77	74	H	Seton Hall	75 68		124	N	Fordham	57 59
								89	N	Ball St.	52 54		131	H	George Washington	59 53
													193	A	Merrimack	72 68
													227	A	Mt. St. Mary's	66 65
													237	A	Delaware St.	68 38
													267	A	Loyola Maryland	55 53
													278	H	Navy	70 40
													326	A	Saint Peter's	80 71
													337	H	Central Conn. St.	70 51
LAST 10 Division I																
				124	N	Fordham	57 59	267	A	Loyola Maryland	55 53					
				89	N	Ball St.	52 54	278	H	Navy	70 40					
				74	H	Seton Hall	75 68	326	A	Saint Peter's	80 71					
				337	H	Central Conn. St.	70 51	49	A	Minnesota	49 77					
				131	H	George Washington	59 53	227	A	Mt. St. Mary's	66 65					

Non-Div I Games: Bloomsburg 91 43

Lehigh

■ Loss,
 ■ Non-Conf,
 ■ S Site,
 ■ H Home
 ■ A Away
 N Neutral

Average RPI Win:	203	WON-LOST	WINNING	LAST 10	STRENGTH OF	OPP. STRENGTH	TEAM	ADJ.	CONF.	ADJ CONF.
Average RPI Loss:	90	RECORD	PCT. RANK	GAMES	SCHEDULE	OF SCHEDULE	RPI	RPI	RPI	RPI
DIV. I ONLY	8- 7	163	7-3	98	100	98	98	16	16	
DIV. I NON-CONF.	7- 6	160	6-2	102	94	100	100	14	14	
TOTALS	RPI 1-25	RPI 26-50	W-L RECORDS	RPI 51-100	RPI 101-150	RPI 150+				
8- 7	0- 2	0- 2	OVERALL	0- 1	1- 0	7- 2				
1- 3	0- 0	0- 0	HOME	0- 1	0- 0	1- 2				
5- 3	0- 1	0- 2	AWAY	0- 0	0- 0	5- 0				
2- 1	0- 1	0- 0	NEUTRAL	0- 0	1- 0	1- 0				
7- 6	0- 2	0- 1	NON-CONFERENCE	0- 1	1- 0	6- 2				
1- 3	0- 0	0- 0	HOME	0- 1	0- 0	1- 2				
4- 2	0- 1	0- 1	AWAY	0- 0	0- 0	4- 0				
2- 1	0- 1	0- 0	NEUTRAL	0- 0	1- 0	1- 0				
1- 1	0- 0	0- 1	CONFERENCE	0- 0	0- 0	1- 0				
0- 0	0- 0	0- 0	HOME	0- 0	0- 0	0- 0				
1- 1	0- 0	0- 1	AWAY	0- 0	0- 0	1- 0				
0- 0	0- 0	0- 0	NEUTRAL	0- 0	0- 0	0- 0				

RPI 1-25				RPI 26-50				RPI 51-100				Team's RPI: 98	RPI 101+			
RPI	S	Opponent	Score	RPI	S	Opponent	Score	RPI	S	Opponent	Score		RPI	S	Opponent	Score
6	N	Oregon St.	55 68	30	A	James Madison	53 76	99	H	UNC Greensboro	53 58		136	N	Bradley	75 63
18	A	Virginia Tech	69 73	33	A	FGCU	57 64						156	A	Hampton	83 59
													162	N	Miami (OH)	65 53
													186	A	Norfolk St.	67 48
													197	A	Saint Francis (PA)	71 52
													222	H	Chattanooga	54 71
													224	H	ETSU	62 63
													233	H	East Carolina	81 66
													240	A	UMKC	68 44
													313	A	NJIT	67 53
LAST 10 Division I																
156	A	Hampton	83 59	33	A	FGCU	57 64									
233	H	East Carolina	81 66	313	A	NJIT	67 53									
6	N	Oregon St.	55 68	240	A	UMKC	68 44									
162	N	Miami (OH)	65 53	136	N	Bradley	75 63									
30	A	James Madison	53 76	197	A	Saint Francis (PA)	71 52									

Non-Div I Games:

Liberty

■ Loss,
■ Non-Conf,
■ S Site,
■ H Home
■ A Away
N Neutral

Average RPI Win:	262	WON-LOST	WINNING	LAST 10	STRENGTH OF	OPP. STRENGTH	TEAM	ADJ.	CONF.	ADJ CONF.
Average RPI Loss:	141	RECORD	PCT. RANK	GAMES	SCHEDULE	OF SCHEDULE	RPI	RPI	RPI	RPI
DIV. I ONLY	3- 11	302	2-8	147	267	259	259	16	16	
DIV. I NON-CONF.	2- 10	313	1-7	182	292	304	304	14	14	
TOTALS	RPI 1-25	RPI 26-50	W-L RECORDS	RPI 51-100	RPI 101-150	RPI 150+				
3- 11	0- 0	0- 2	OVERALL	0- 2	0- 3	3- 4				
1- 3	0- 0	0- 0	HOME	0- 0	0- 1	1- 2				
2- 6	0- 0	0- 2	AWAY	0- 1	0- 1	2- 2				
0- 2	0- 0	0- 0	NEUTRAL	0- 1	0- 1	0- 0				
2- 10	0- 0	0- 1	NON-CONFERENCE	0- 2	0- 3	2- 4				
1- 3	0- 0	0- 0	HOME	0- 0	0- 1	1- 2				
1- 5	0- 0	0- 1	AWAY	0- 1	0- 1	1- 2				
0- 2	0- 0	0- 0	NEUTRAL	0- 1	0- 1	0- 0				
1- 1	0- 0	0- 1	CONFERENCE	0- 0	0- 0	1- 0				
0- 0	0- 0	0- 0	HOME	0- 0	0- 0	0- 0				
1- 1	0- 0	0- 1	AWAY	0- 0	0- 0	1- 0				
0- 0	0- 0	0- 0	NEUTRAL	0- 0	0- 0	0- 0				

RPI 1-25				RPI 26-50				RPI 51-100				RPI 101+				Team's RPI: 259	
RPI	S	Opponent	Score	RPI	S	Opponent	Score	RPI	S	Opponent	Score	RPI	S	Opponent	Score		
				33	A	FGCU	56 82	62	N	Marist	63 74	108	H	Belmont	68 69		
				47	A	Middle Tenn.	49 70	65	A	UT Martin	67 83	125	A	Dayton	60 82		
												132	N	Rider	76 81		
												185	H	Murray St.	57 67		
												187	A	Tennessee Tech	58 78		
												216	H	Northern Ky.	71 69		
												232	A	Stetson	65 59		
												279	H	Eastern Ill.	56 66		
												324	A	Jacksonville St.	63 65		
												338	A	Tennessee St.	74 64		
LAST 10 Division I																	
				338	A	Tennessee St.	74 64	232	A	Stetson	65 59						
				47	A	Middle Tenn.	49 70	33	A	FGCU	56 82						
				279	H	Eastern Ill.	56 66	187	A	Tennessee Tech	58 78						
				62	N	Marist	63 74	65	A	UT Martin	67 83						
				132	N	Rider	76 81	108	H	Belmont	68 69						

Non-Div I Games: Queens (NC) 86 45

Lipscomb

■ Loss,
 ■ Non-Conf,
 ■ S Site,
 ■ H Home
 ■ A Away
 N Neutral

Little Rock

Through Games Of Jan. 7, 2020

Average RPI Win:	242	WON-LOST	WINNING	LAST 10	STRENGTH OF	OPP. STRENGTH	TEAM	ADJ.	CONF.	ADJ CONF.
Average RPI Loss:	103	RECORD	PCT. RANK	GAMES	SCHEDULE	OF SCHEDULE	RPI	RPI	RPI	RPI
DIV. I ONLY	3- 10	291	3-7	23	196	180	180	23	23	
DIV. I NON-CONF.	2- 9	304	2-6	13	185	200	200	22	22	
TOTALS	RPI 1-25	RPI 26-50	W-L RECORDS	RPI 51-100	RPI 101-150	RPI 150+				
3- 10	0- 2	0- 2	OVERALL	0- 1	0- 1	3- 4				
2- 3	0- 0	0- 1	HOME	0- 0	0- 0	2- 2				
1- 7	0- 2	0- 1	AWAY	0- 1	0- 1	1- 2				
0- 0	0- 0	0- 0	NEUTRAL	0- 0	0- 0	0- 0				
2- 9	0- 2	0- 2	NON-CONFERENCE	0- 1	0- 0	2- 4				
2- 3	0- 0	0- 1	HOME	0- 0	0- 0	2- 2				
0- 6	0- 2	0- 1	AWAY	0- 1	0- 0	0- 2				
0- 0	0- 0	0- 0	NEUTRAL	0- 0	0- 0	0- 0				
1- 1	0- 0	0- 0	CONFERENCE	0- 0	0- 1	1- 0				
0- 0	0- 0	0- 0	HOME	0- 0	0- 0	0- 0				
1- 1	0- 0	0- 0	AWAY	0- 0	0- 1	1- 0				
0- 0	0- 0	0- 0	NEUTRAL	0- 0	0- 0	0- 0				

RPI 1-25				RPI 26-50				RPI 51-100				RPI 101+ Team's RPI: 180			
RPI	S	Opponent	Score	RPI	S	Opponent	Score	RPI	S	Opponent	Score	RPI	S	Opponent	Score
11	A	Texas A&M	35 78	44	A	Arkansas	53 86	57	A	Western Ky.	58 77	118	A	UT Arlington	58 65
13	A	Mississippi St.	50 89	48	H	LSU	50 65					166	H	Memphis	50 68
												171	A	Fla. Atlantic	72 79
												183	A	Rice	40 66
												217	H	Tulsa	63 51
												219	H	Louisiana Tech	38 43
												234	H	Central Ark.	63 48
												276	A	Texas St.	78 66
LAST 10 Division I															
217	H	Tulsa	63 51	118	A	UT Arlington	58 65								
219	H	Louisiana Tech	38 43	276	A	Texas St.	78 66								
57	A	Western Ky.	58 77	13	A	Mississippi St.	50 89								
171	A	Fla. Atlantic	72 79	44	A	Arkansas	53 86								
234	H	Central Ark.	63 48	166	H	Memphis	50 68								

Non-Div I Games:

Little Rock

Loss, Non-Conf, S Site, H Home A Away N Neutral

Average RPI Win:	238	WON-LOST	WINNING	LAST 10	STRENGTH OF	OPP. STRENGTH	TEAM	ADJ.	CONF.	ADJ CONF.
Average RPI Loss:	176	RECORD	PCT. RANK	GAMES	SCHEDULE	OF SCHEDULE	RPI	RPI	RPI	RPI
DIV. I ONLY	4- 8	243	4-6	240	154	247	247	26	26	
DIV. I NON-CONF.	4- 8	235	4-6	234	172	257	257	26	26	
TOTALS	RPI 1-25	RPI 26-50	W-L RECORDS	RPI 51-100	RPI 101-150	RPI 150+				
4- 8	0- 2	0- 0	OVERALL	1- 0	0- 2	3- 4				
1- 3	0- 1	0- 0	HOME	0- 0	0- 0	1- 2				
1- 5	0- 1	0- 0	AWAY	1- 0	0- 2	0- 2				
2- 0	0- 0	0- 0	NEUTRAL	0- 0	0- 0	2- 0				
4- 8	0- 2	0- 0	NON-CONFERENCE	1- 0	0- 2	3- 4				
1- 3	0- 1	0- 0	HOME	0- 0	0- 0	1- 2				
1- 5	0- 1	0- 0	AWAY	1- 0	0- 2	0- 2				
2- 0	0- 0	0- 0	NEUTRAL	0- 0	0- 0	2- 0				
0- 0	0- 0	0- 0	CONFERENCE	0- 0	0- 0	0- 0				
0- 0	0- 0	0- 0	HOME	0- 0	0- 0	0- 0				
0- 0	0- 0	0- 0	AWAY	0- 0	0- 0	0- 0				
0- 0	0- 0	0- 0	NEUTRAL	0- 0	0- 0	0- 0				

RPI	S	Opponent	Score
7	A	UCLA	51 86
15	H	Oregon	45 81

RPI	S	Opponent	Score
-----	---	----------	-------

RPI	S	Opponent	Score
96	A	Santa Clara	54 46

RPI	S	Opponent	Score
105	A	Southern California	40 57
109	A	California	45 68
203	N	Penn St.	64 56
260	H	Utah St.	48 56
285	H	LMU (CA)	57 70
294	A	California Baptist	70 79
323	H	Air Force	74 68
331	N	UTRGV	69 65
336	A	Seattle U	54 66

LAST 10 Division I

96	A	Santa Clara	54 46	105	A	Southern California	40 57
109	A	California	45 68	331	N	UTRGV	69 65
203	N	Penn St.	64 56	323	H	Air Force	74 68
285	H	LMU (CA)	57 70	15	H	Oregon	45 81
260	H	Utah St.	48 56	336	A	Seattle U	54 66

Non-Div I Games: Westcliff 94 47 Bethesda (CA) 90 43

Long Beach St.

Loss, Non-Conf, S Site, H Home A Away N Neutral

RPI 1-25				RPI 26-50				RPI 51-100				RPI 101+				Team's RPI: 243	
RPI	S	Opponent	Score	RPI	S	Opponent	Score	RPI	S	Opponent	Score	RPI	S	Opponent	Score		
				30	A	James Madison	53 93					141	A	Florida	54 71		
												182	H	Campbell	55 70		
												186	A	Norfolk St.	46 49		
												200	H	Gardner-Webb	80 70		
												233	H	East Carolina	61 64		
												237	H	Delaware St.	78 62		
												263	H	Brown	86 76		
												266	A	Wofford	76 79		
												282	H	UNCW	59 58		
												293	A	UMES	71 62		
												303	A	Presbyterian	71 60		
LAST 10 Division I																	
				186	A	Norfolk St.	46 49	182	H	Campbell	55 70						
				233	H	East Carolina	61 64	303	A	Presbyterian	71 60						
				266	A	Wofford	76 79	200	H	Gardner-Webb	80 70						
				263	H	Brown	86 76	293	A	UMES	71 62						
				282	H	UNCW	59 58	237	H	Delaware St.	78 62						

Longwood

RPI 1-25				RPI 26-50				RPI 51-100				RPI 101+ Team's RPI: 179			
RPI	S	Opponent	Score	RPI	S	Opponent	Score	RPI	S	Opponent	Score	RPI	S	Opponent	Score
13	H	Mississippi St.	48 64									117	A	New Orleans	65 60
												174	A	Lamar University	74 63
												188	A	Sam Houston St.	73 77
												202	A	Jackson St.	54 65
												221	H	Southeastern La.	60 50
												231	A	North Texas	66 69
												256	A	Ole Miss	53 42
												274	A	Ga. Southern	67 83
												319	A	Georgia St.	75 65
												320	H	McNeese	75 55
LAST 10 Division I															
231	A	North Texas	66 69	274	A	Ga. Southern	67 83								
174	A	Lamar University	74 63	319	A	Georgia St.	75 65								
117	A	New Orleans	65 60	202	A	Jackson St.	54 65								
221	H	Southeastern La.	60 50	256	A	Ole Miss	53 42								
320	H	McNeese	75 55	13	H	Mississippi St.	48 64								

Page 149

Average RPI Win: 235	WON-LOST	WINNING	LAST 10	STRENGTH OF	OPP. STRENGTH	TEAM	ADJ.	CONF.	ADJ CONF.
Average RPI Loss: 171	RECORD	PCT. RANK	GAMES	SCHEDULE	OF SCHEDULE	RPI	RPI	RPI	RPI
DIV. I ONLY	6- 4	117	6-4	320	123	219	219	13	13
DIV. I NON-CONF.	6- 3	90	6-3	334	108	223	223	16	16

TOTALS	RPI 1-25	RPI 26-50	W-L RECORDS	RPI 51-100	RPI 101-150	RPI 150+
6- 4	0- 0	0- 0	OVERALL	0- 0	0- 1	6- 3
5- 1	0- 0	0- 0	HOME	0- 0	0- 0	5- 1
1- 3	0- 0	0- 0	AWAY	0- 0	0- 1	1- 2
0- 0	0- 0	0- 0	NEUTRAL	0- 0	0- 0	0- 0
6- 3	0- 0	0- 0	NON-CONFERENCE	0- 0	0- 1	6- 2
5- 1	0- 0	0- 0	HOME	0- 0	0- 0	5- 1
1- 2	0- 0	0- 0	AWAY	0- 0	0- 1	1- 1
0- 0	0- 0	0- 0	NEUTRAL	0- 0	0- 0	0- 0
0- 1	0- 0	0- 0	CONFERENCE	0- 0	0- 0	0- 1
0- 0	0- 0	0- 0	HOME	0- 0	0- 0	0- 0
0- 1	0- 0	0- 0	AWAY	0- 0	0- 0	0- 1
0- 0	0- 0	0- 0	NEUTRAL	0- 0	0- 0	0- 0

RPI 1-25				RPI 26-50				RPI 51-100				RPI 101+				Team's RPI: 219	
RPI	S	Opponent	Score	RPI	S	Opponent	Score	RPI	S	Opponent	Score	RPI	S	Opponent	Score		
												115	A	Houston	53	67	
												155	H	Wichita St.	80	88	
												157	A	Southern Miss.	60	66	
												166	H	Memphis	83	74	
												180	A	Little Rock	43	38	
												208	H	Arkansas St.	67	54	
												221	H	Southeastern La.	92	78	
												256	A	Ole Miss	53	76	
												312	H	Grambling	70	66	
												320	H	McNeese	79	54	
EAST 10 Division I																	
				320	H	McNeese	79 54	157	A	Southern Miss.	60	66					
				180	A	Little Rock	43 38	208	H	Arkansas St.	67	54					
				256	A	Ole Miss	53 76	312	H	Grambling	70	66					
				155	H	Wichita St.	80 88	221	H	Southeastern La.	92	78					
				166	H	Memphis	83 74	115	A	Houston	53	67					

Non-Div I Games:	Loyola (LA)	71	52	LSU-Alexandria	93	61
------------------	-------------	----	----	----------------	----	----

Louisiana Tech

■ Loss, ■ Non-Conf, S Site, H Home A Away N Neutral

Louisville

Through Games Of Jan. 7, 2020

Average RPI Win:	93	WON-LOST	WINNING	LAST 10	STRENGTH OF	OPP. STRENGTH	TEAM	ADJ.	CONF.	ADJ CONF.
Average RPI Loss:	24	RECORD	PCT. RANK	GAMES	SCHEDULE	OF SCHEDULE	RPI	RPI	RPI	RPI
DIV. I ONLY	14- 1	5	9-1	21	3	3	3	3	3	3
DIV. I NON-CONF.	11- 1	14	6-1	12	13	2	2	2	2	2
TOTALS	RPI 1-25	RPI 26-50	W-L RECORDS	RPI 51-100	RPI 101-150	RPI 150+				
14- 1	2- 1	3- 0	OVERALL	4- 0	1- 0	4- 0				
7- 0	0- 0	2- 0	HOME	3- 0	0- 0	2- 0				
4- 1	1- 1	0- 0	AWAY	1- 0	0- 0	2- 0				
3- 0	1- 0	1- 0	NEUTRAL	0- 0	1- 0	0- 0				
11- 1	2- 1	2- 0	NON-CONFERENCE	3- 0	1- 0	3- 0				
5- 0	0- 0	1- 0	HOME	2- 0	0- 0	2- 0				
3- 1	1- 1	0- 0	AWAY	1- 0	0- 0	1- 0				
3- 0	1- 0	1- 0	NEUTRAL	0- 0	1- 0	0- 0				
3- 0	0- 0	1- 0	CONFERENCE	1- 0	0- 0	1- 0				
2- 0	0- 0	1- 0	HOME	1- 0	0- 0	0- 0				
1- 0	0- 0	0- 0	AWAY	0- 0	0- 0	1- 0				
0- 0	0- 0	0- 0	NEUTRAL	0- 0	0- 0	0- 0				

RPI 1-25				Team's RPI: 3				RPI 26-50				RPI 51-100				RPI 101+			
RPI	S	Opponent	Score					RPI	S	Opponent	Score	RPI	S	Opponent	Score	RPI	S	Opponent	Score
15	N	Oregon	72 62					26	N	Oklahoma St.	69 48	54	H	Syracuse	62 58	118	N	UT Arlington	76 67
22	A	Kentucky	67 66					37	H	Duke	60 55	57	H	Western Ky.	75 56	167	A	Clemson	75 50
24	A	Ohio St.	60 67					41	H	Central Mich.	76 63	65	A	UT Martin	71 63	185	H	Murray St.	76 40
												80	H	Boise St.	98 82	216	A	Northern Ky.	85 57
																222	H	Chattanooga	86 37
LAST 10 Division I																			
216	A	Northern Ky.	85 57					37	H	Duke	60 55								
24	A	Ohio St.	60 67					167	A	Clemson	75 50								
15	N	Oregon	72 62					54	H	Syracuse	62 58								
26	N	Oklahoma St.	69 48					65	A	UT Martin	71 63								
118	N	UT Arlington	76 67					22	A	Kentucky	67 66								

Non-Div I Games:

Louisville

■ Loss,
 ■ Non-Conf, S Site,
 ■ Home
 ■ Away
 N Neutral

Average RPI Win:	235	WON-LOST	WINNING	LAST 10	STRENGTH OF	OPP. STRENGTH	TEAM	ADJ.	CONF.	ADJ CONF.
Average RPI Loss:	55	RECORD	PCT. RANK	GAMES	SCHEDULE	OF SCHEDULE	RPI	RPI	RPI	RPI
DIV. I ONLY	10- 3	51	7-3	192	215	95	95	7	7	
DIV. I NON-CONF.	9- 2	40	6-2	274	288	121	121	7	7	
TOTALS	RPI 1-25	RPI 26-50	W-L RECORDS	RPI 51-100	RPI 101-150	RPI 150+				
10- 3	0- 2	0- 0	OVERALL	1- 0	0- 0	9- 1				
4- 3	0- 2	0- 0	HOME	1- 0	0- 0	3- 1				
6- 0	0- 0	0- 0	AWAY	0- 0	0- 0	6- 0				
0- 0	0- 0	0- 0	NEUTRAL	0- 0	0- 0	0- 0				
9- 2	0- 1	0- 0	NON-CONFERENCE	0- 0	0- 0	9- 1				
3- 2	0- 1	0- 0	HOME	0- 0	0- 0	3- 1				
6- 0	0- 0	0- 0	AWAY	0- 0	0- 0	6- 0				
0- 0	0- 0	0- 0	NEUTRAL	0- 0	0- 0	0- 0				
1- 1	0- 1	0- 0	CONFERENCE	1- 0	0- 0	0- 0				
1- 1	0- 1	0- 0	HOME	1- 0	0- 0	0- 0				
0- 0	0- 0	0- 0	AWAY	0- 0	0- 0	0- 0				
0- 0	0- 0	0- 0	NEUTRAL	0- 0	0- 0	0- 0				

RPI 1-25				RPI 26-50				RPI 51-100				RPI 101+			
RPI	S	Opponent	Score	RPI	S	Opponent	Score	RPI	S	Opponent	Score	RPI	S	Opponent	Score
2	H	Missouri St.	72 74					60	H	Southern Ill.	51 49	154	H	Western Mich.	60 70
9	H	DePaul	76 83									159	H	Bowling Green	84 76
												160	A	Portland	78 64
												199	H	Dartmouth	61 40
												240	A	UMKC	72 67
												279	A	Eastern Ill.	67 51
												290	A	SIUE	63 50
												292	H	Vermont	78 76
												322	A	Detroit Mercy	89 60
												347	A	Chicago St.	98 53
LAST 10 Division I															
290	A	SIUE	63 50	60	H	Southern Ill.	51 49	2	H	Missouri St.	72 74				
199	H	Dartmouth	61 40					154	H	Western Mich.	60 70				
160	A	Portland	78 64					9	H	DePaul	76 83				
240	A	UMKC	72 67					159	H	Bowling Green	84 76				
347	A	Chicago St.	98 53												

Non-Div I Games:

Loyola Chicago

■ Loss,
 ■ Non-Conf, S Site,
 ■ Home
 ■ Away
 N Neutral

Loyola Maryland

Through Games Of Jan. 7, 2020

Average RPI Win:	256	WON-LOST	WINNING	LAST 10	STRENGTH OF	OPP. STRENGTH	TEAM	ADJ.	CONF.	ADJ CONF.
Average RPI Loss:	134	RECORD	PCT. RANK	GAMES	SCHEDULE	OF SCHEDULE	RPI	RPI	RPI	RPI
DIV. I ONLY	3- 10	291	2-8	134	217	267	267	14	14	
DIV. I NON-CONF.	3- 8	268	2-6	206	197	262	262	13	13	
TOTALS	RPI 1-25	RPI 26-50	W-L RECORDS	RPI 51-100	RPI 101-150	RPI 150+				
3- 10	0- 2	0- 0	OVERALL	0- 1	0- 3	3- 4				
2- 3	0- 0	0- 0	HOME	0- 1	0- 1	2- 1				
1- 6	0- 2	0- 0	AWAY	0- 0	0- 1	1- 3				
0- 1	0- 0	0- 0	NEUTRAL	0- 0	0- 1	0- 0				
3- 8	0- 2	0- 0	NON-CONFERENCE	0- 0	0- 2	3- 4				
2- 1	0- 0	0- 0	HOME	0- 0	0- 0	2- 1				
1- 6	0- 2	0- 0	AWAY	0- 0	0- 1	1- 3				
0- 1	0- 0	0- 0	NEUTRAL	0- 0	0- 1	0- 0				
0- 2	0- 0	0- 0	CONFERENCE	0- 1	0- 1	0- 0				
0- 2	0- 0	0- 0	HOME	0- 1	0- 1	0- 0				
0- 0	0- 0	0- 0	AWAY	0- 0	0- 0	0- 0				
0- 0	0- 0	0- 0	NEUTRAL	0- 0	0- 0	0- 0				

RPI 1-25				RPI 26-50				RPI 51-100				RPI 101+ Team's RPI: 267			
RPI	S	Opponent	Score	RPI	S	Opponent	Score	RPI	S	Opponent	Score	RPI	S	Opponent	Score
21	A	Northwestern	46 67					90	H	Lehigh	53 55	101	A	Notre Dame	60 84
25	A	Maryland	45 105									107	H	Holy Cross	56 64
												128	N	Wright St.	51 66
												171	A	Fla. Atlantic	61 72
												191	H	Howard	69 75
												199	H	Dartmouth	72 56
												227	A	Mt. St. Mary's	75 81
												230	H	Monmouth	64 48
												280	A	St. Francis Brooklyn	78 89
												339	A	Fairleigh Dickinson	75 46
LAST 10 Division I															
227	A	Mt. St. Mary's	75 81	90	H	Lehigh	53 55	107	H	Holy Cross	56 64				
128	N	Wright St.	51 66					199	H	Dartmouth	72 56				
171	A	Fla. Atlantic	61 72					230	H	Monmouth	64 48				
280	A	St. Francis Brooklyn	78 89					25	A	Maryland	45 105				
191	H	Howard	69 75												

Non-Div I Games:

Loyola Maryland

Loss, Non-Conf, S Site, H Home A Away N Neutral

Maine

Through Games Of Jan. 7, 2020

Average RPI Win:	243	WON-LOST	WINNING	LAST 10	STRENGTH OF	OPP. STRENGTH	TEAM	ADJ.	CONF.	ADJ CONF.
Average RPI Loss:	124	RECORD	PCT. RANK	GAMES	SCHEDULE	OF SCHEDULE	RPI	RPI	RPI	RPI
DIV. I ONLY	4- 11	278	2-8	130	192	251	251	28	28	
DIV. I NON-CONF.	3- 10	282	1-7	120	158	258	258	29	29	
TOTALS	RPI 1-25	RPI 26-50	W-L RECORDS	RPI 51-100	RPI 101-150	RPI 150+				
4- 11	0- 1	0- 1	OVERALL	0- 3	1- 2	3- 4				
3- 3	0- 0	0- 0	HOME	0- 0	1- 1	2- 2				
1- 5	0- 1	0- 0	AWAY	0- 2	0- 0	1- 2				
0- 3	0- 0	0- 1	NEUTRAL	0- 1	0- 1	0- 0				
3- 10	0- 1	0- 1	NON-CONFERENCE	0- 2	1- 2	2- 4				
2- 3	0- 0	0- 0	HOME	0- 0	1- 1	1- 2				
1- 4	0- 1	0- 0	AWAY	0- 1	0- 0	1- 2				
0- 3	0- 0	0- 1	NEUTRAL	0- 1	0- 1	0- 0				
1- 1	0- 0	0- 0	CONFERENCE	0- 1	0- 0	1- 0				
1- 0	0- 0	0- 0	HOME	0- 0	0- 0	1- 0				
0- 1	0- 0	0- 0	AWAY	0- 1	0- 0	0- 0				
0- 0	0- 0	0- 0	NEUTRAL	0- 0	0- 0	0- 0				

RPI 1-25				RPI 26-50				RPI 51-100				RPI 101+				Team's RPI: 251
RPI	S	Opponent	Score	RPI	S	Opponent	Score	RPI	S	Opponent	Score	RPI	S	Opponent	Score	
16	A	NC State	34 62	27	N	Drake	62 94	52	N	Arizona St.	31 57	123	H	Harvard	40 69	
								71	A	Drexel	57 70	125	N	Dayton	49 78	
								92	A	Stony Brook	69 73	142	H	Green Bay	61 60	
												196	H	Northeastern	58 66	
												199	A	Dartmouth	41 57	
												204	H	Boston U.	49 62	
												211	A	Delaware	69 56	
												263	A	Brown	70 76	
												278	H	Navy	46 41	
												341	H	Hartford	87 73	
LAST 10 Division I																
199	A	Dartmouth	41 57	92	A	Stony Brook	69 73									
123	H	Harvard	40 69	341	H	Hartford	87 73									
125	N	Dayton	49 78	71	A	Drexel	57 70									
27	N	Drake	62 94	196	H	Northeastern	58 66									
52	N	Arizona St.	31 57	142	H	Green Bay	61 60									

Non-Div I Games: Husson 104 43

Maine

■ Loss,
 ■ Non-Conf, S Site,
 ■ Home
 ■ Away
 N Neutral

Average RPI Win:	277	WON-LOST	WINNING	LAST 10	STRENGTH OF	OPP. STRENGTH	TEAM	ADJ.	CONF.	ADJ CONF.
Average RPI Loss:	130	RECORD	PCT. RANK	GAMES	SCHEDULE	OF SCHEDULE	RPI	RPI	RPI	RPI
DIV. I ONLY	5- 7	213	5-5	204	292	235	235	24	24	
DIV. I NON-CONF.	3- 6	235	3-4	67	308	189	189	23	23	
TOTALS	RPI 1-25	RPI 26-50	W-L RECORDS	RPI 51-100	RPI 101-150	RPI 150+				
5- 7	0- 0	0- 0	OVERALL	0- 3	0- 2	5- 2				
4- 2	0- 0	0- 0	HOME	0- 0	0- 2	4- 0				
1- 5	0- 0	0- 0	AWAY	0- 3	0- 0	1- 2				
0- 0	0- 0	0- 0	NEUTRAL	0- 0	0- 0	0- 0				
3- 6	0- 0	0- 0	NON-CONFERENCE	0- 3	0- 2	3- 1				
2- 2	0- 0	0- 0	HOME	0- 0	0- 2	2- 0				
1- 4	0- 0	0- 0	AWAY	0- 3	0- 0	1- 1				
0- 0	0- 0	0- 0	NEUTRAL	0- 0	0- 0	0- 0				
2- 1	0- 0	0- 0	CONFERENCE	0- 0	0- 0	2- 1				
2- 0	0- 0	0- 0	HOME	0- 0	0- 0	2- 0				
0- 1	0- 0	0- 0	AWAY	0- 0	0- 0	0- 1				
0- 0	0- 0	0- 0	NEUTRAL	0- 0	0- 0	0- 0				

RPI 1-25				RPI 26-50				RPI 51-100				RPI 101+				Team's RPI: 235	
RPI	S	Opponent	Score	RPI	S	Opponent	Score	RPI	S	Opponent	Score	RPI	S	Opponent	Score		
								53	A	Villanova	51	63	102	H	Duquesne	65	76
								68	A	Nebraska	51	71	124	H	Fordham	45	51
								92	A	Stony Brook	54	59	199	H	Dartmouth	70	58
													230	A	Monmouth	60	62
													244	A	Lafayette	53	60
													254	H	Niagara	68	65
													264	H	Army West Point	86	56
													330	H	Canisius	68	50
													339	A	Fairleigh Dickinson	62	61
LAST 10 Division I																	
				124	H	Fordham	45	51		254	H	Niagara		68	65		
				199	H	Dartmouth	70	58		330	H	Canisius		68	50		
				244	A	Lafayette	53	60		68	A	Nebraska	51	71			
				53	A	Villanova	51	63		230	A	Monmouth	60	62			
				339	A	Fairleigh Dickinson	62	61		264	H	Army West Point	86	56			

Non-Div I Games:

Manhattan

■ Loss,
■ Non-Conf,
■ S Site,
■ H Home
■ A Away
N Neutral

Average RPI Win:	195	WON-LOST	WINNING	LAST 10	STRENGTH OF	OPP. STRENGTH	TEAM	ADJ.	CONF.	ADJ CONF.
Average RPI Loss:	30	RECORD	PCT. RANK	GAMES	SCHEDULE	OF SCHEDULE	RPI	RPI	RPI	RPI
DIV. I ONLY	9- 2	37	8-2	172	125	62	62	24	24	
DIV. I NON-CONF.	7- 2	56	6-2	125	57	52	52	23	23	
TOTALS	RPI 1-25	RPI 26-50	W-L RECORDS	RPI 51-100	RPI 101-150	RPI 150+				
9- 2	0- 1	0- 1	OVERALL	1- 0	3- 0	5- 0				
5- 1	0- 1	0- 0	HOME	0- 0	2- 0	3- 0				
2- 1	0- 0	0- 1	AWAY	0- 0	1- 0	1- 0				
2- 0	0- 0	0- 0	NEUTRAL	1- 0	0- 0	1- 0				
7- 2	0- 1	0- 1	NON-CONFERENCE	1- 0	3- 0	3- 0				
3- 1	0- 1	0- 0	HOME	0- 0	2- 0	1- 0				
2- 1	0- 0	0- 1	AWAY	0- 0	1- 0	1- 0				
2- 0	0- 0	0- 0	NEUTRAL	1- 0	0- 0	1- 0				
2- 0	0- 0	0- 0	CONFERENCE	0- 0	0- 0	2- 0				
2- 0	0- 0	0- 0	HOME	0- 0	0- 0	2- 0				
0- 0	0- 0	0- 0	AWAY	0- 0	0- 0	0- 0				
0- 0	0- 0	0- 0	NEUTRAL	0- 0	0- 0	0- 0				

RPI 1-25				RPI 26-50				RPI 51-100				RPI 101+			
RPI	S	Opponent	Score	RPI	S	Opponent	Score	RPI	S	Opponent	Score	RPI	S	Opponent	Score
19	H	Princeton	50 62	41	A	Central Mich.	54 77	73	N	North Florida	69 54	103	H	Elon	63 55
												118	A	UT Arlington	73 57
												142	H	Green Bay	72 60
												204	A	Boston U.	89 75
												230	H	Monmouth	76 66
												259	N	Lipscomb	74 63
												304	H	Albany (NY)	76 52
												326	H	Saint Peter's	96 76
LAST 10 Division I															
				41	A	Central Mich.	54 77	326	H	Saint Peter's	96 76				
				259	N	Lipscomb	74 63	230	H	Monmouth	76 66				
				73	N	North Florida	69 54	118	A	UT Arlington	73 57				
				103	H	Elon	63 55	142	H	Green Bay	72 60				
				304	H	Albany (NY)	76 52	19	H	Princeton	50 62				

Non-Div I Games:

Marist

Average RPI Win: 171		WON-LOST	WINNING	LAST 10	STRENGTH OF		OPP. STRENGTH	TEAM	ADJ.	CONF.	ADJ CONF.
Average RPI Loss: 15		RECORD	PCT. RANK	GAMES	SCHEDULE		OF SCHEDULE	RPI	RPI	RPI	RPI
DIV. I ONLY		10- 4	66	7-3	43		42	34	34	6	6
DIV. I NON-CONF.		9- 2	40	6-1	87		67	39	39	6	6
<hr/>											
TOTALS	RPI 1-25	RPI 26-50		W-L RECORDS		RPI 51-100		RPI 101-150		RPI 150+	
10- 4	0- 4	0- 0		OVERALL		2- 0		4- 0		4- 0	
4- 2	0- 2	0- 0		HOME		1- 0		1- 0		2- 0	
5- 2	0- 2	0- 0		AWAY		1- 0		3- 0		1- 0	
1- 0	0- 0	0- 0		NEUTRAL		0- 0		0- 0		1- 0	
<hr/>											
9- 2	0- 2	0- 0		NON-CONFERENCE		2- 0		3- 0		4- 0	
4- 2	0- 2	0- 0		HOME		1- 0		1- 0		2- 0	
4- 0	0- 0	0- 0		AWAY		1- 0		2- 0		1- 0	
1- 0	0- 0	0- 0		NEUTRAL		0- 0		0- 0		1- 0	
<hr/>											
1- 2	0- 2	0- 0		CONFERENCE		0- 0		1- 0		0- 0	
0- 0	0- 0	0- 0		HOME		0- 0		0- 0		0- 0	
1- 2	0- 2	0- 0		AWAY		0- 0		1- 0		0- 0	
0- 0	0- 0	0- 0		NEUTRAL		0- 0		0- 0		0- 0	

RPI S	Opponent	Score	RPI S	Opponent	Score	RPI S	Opponent	Score	RPI S	Opponent	Score
9	A DePaul	71 89				82	H Illinois St.	58 41	108	H Belmont	53 51
13	H Mississippi St.	68 74				100	A South Dakota St.	65 58	119	A Providence	60 50
17	A Creighton	62 72							122	A Saint Mary's (CA)	77 63
21	H Northwestern	56 64							142	A Green Bay	60 47
									217	N Tulsa	61 60
									239	A Milwaukee	78 56
									280	H St. Francis Brooklyn	92 71
									298	H Morgan St.	70 48
LAST 10 Division I											
239	A Milwaukee	78 56	119	A Providence	60 50						
217	N Tulsa	61 60	17	A Creighton	62 72						
122	A Saint Mary's (CA)	77 63	9	A DePaul	71 89						
13	H Mississippi St.	68 74	108	H Belmont	53 51						
142	A Green Bay	60 47	100	A South Dakota St.	65 58						

Non-Div I Games:

Marquette

RPI 1-25				RPI 26-50				RPI 51-100				RPI 101+				Team's RPI: 296	
RPI	S	Opponent	Score	RPI	S	Opponent	Score	RPI	S	Opponent	Score	RPI	S	Opponent	Score		
				40	A	Rutgers	41 66					104	A	Ohio	51 67		
												159	H	Bowling Green	69 82		
												183	A	Rice	43 81		
												186	H	Norfolk St.	75 69		
												231	A	North Texas	68 59		
												252	A	Towson	56 59		
												271	A	Indiana St.	72 60		
												298	H	Morgan St.	52 57		
												332	A	Evansville	62 66		
												340	H	Coppin St.	60 47		
EAST 10 Division I																	
				271	A	Indiana St.	72 60	231	A	North Texas	68 59						
				332	A	Evansville	62 66	183	A	Rice	43 81						
				298	H	Morgan St.	52 57	252	A	Towson	56 59						
				340	H	Coppin St.	60 47	40	A	Rutgers	41 66						
				104	A	Ohio	51 67	159	H	Bowling Green	69 82						

Marshall

Page 158

Maryland

Through Games Of Jan. 7, 2020

Average RPI Win:	162	WON-LOST	WINNING	LAST 10	STRENGTH OF	OPP. STRENGTH	TEAM	ADJ.	CONF.	ADJ CONF.
Average RPI Loss:	14	RECORD	PCT. RANK	GAMES	SCHEDULE	OF SCHEDULE	RPI	RPI	RPI	RPI
DIV. I ONLY	11- 3	41	8-2	53	26	25	25	2	2	
DIV. I NON-CONF.	9- 2	40	6-1	115	54	41	41	3	3	
TOTALS	RPI 1-25	RPI 26-50	W-L RECORDS	RPI 51-100	RPI 101-150	RPI 150+				
11- 3	1- 3	2- 0	OVERALL	0- 0	2- 0	6- 0				
7- 1	1- 1	1- 0	HOME	0- 0	1- 0	4- 0				
2- 2	0- 2	1- 0	AWAY	0- 0	0- 0	1- 0				
2- 0	0- 0	0- 0	NEUTRAL	0- 0	1- 0	1- 0				
9- 2	0- 2	1- 0	NON-CONFERENCE	0- 0	2- 0	6- 0				
5- 1	0- 1	0- 0	HOME	0- 0	1- 0	4- 0				
2- 1	0- 1	1- 0	AWAY	0- 0	0- 0	1- 0				
2- 0	0- 0	0- 0	NEUTRAL	0- 0	1- 0	1- 0				
2- 1	1- 1	1- 0	CONFERENCE	0- 0	0- 0	0- 0				
2- 0	1- 0	1- 0	HOME	0- 0	0- 0	0- 0				
0- 1	0- 1	0- 0	AWAY	0- 0	0- 0	0- 0				
0- 0	0- 0	0- 0	NEUTRAL	0- 0	0- 0	0- 0				

RPI	S	Opponent	Score	RPI	S	Opponent	Score	RPI	S	Opponent	Score	RPI	S	Opponent	Score
4	H	South Carolina	54 63	30	A	James Madison	70 68					108	N	Belmont	90 26
16	A	NC State	59 66	43	H	Michigan	70 55					131	H	George Washington	88 54
21	A	Northwestern	58 81									167	N	Clemson	63 44
24	H	Ohio St.	72 62									211	H	Delaware	99 55
												218	H	Quinnipiac	107 52
												262	H	Wagner	119 56
												267	H	Loyola Maryland	105 45
												319	A	Georgia St.	114 41
LAST 10 Division I															
16	A	NC State	59 66	24	H	Ohio St.	72 62								
108	N	Belmont	90 26	21	A	Northwestern	58 81								
167	N	Clemson	63 44	43	H	Michigan	70 55								
218	H	Quinnipiac	107 52	319	A	Georgia St.	114 41								
131	H	George Washington	88 54	267	H	Loyola Maryland	105 45								

Non-Div I Games:

Maryland

Loss, Non-Conf, S Site, H Home A Away N Neutral

Massachusetts

Through Games Of Jan. 7, 2020

Average RPI Win:	238	WON-LOST	WINNING	LAST 10	STRENGTH OF	OPP. STRENGTH	TEAM	ADJ.	CONF.	ADJ CONF.
Average RPI Loss:	127	RECORD	PCT. RANK	GAMES	SCHEDULE	OF SCHEDULE	RPI	RPI	RPI	RPI
DIV. I ONLY	10- 3	51	9-1	282	241	137	137	12	12	
DIV. I NON-CONF.	9- 3	64	8-1	310	237	168	168	11	11	
TOTALS	RPI 1-25	RPI 26-50	W-L RECORDS	RPI 51-100	RPI 101-150	RPI 150+				
10- 3	0- 0	0- 0	OVERALL	0- 1	2- 1	8- 1				
5- 2	0- 0	0- 0	HOME	0- 0	1- 1	4- 1				
5- 1	0- 0	0- 0	AWAY	0- 1	1- 0	4- 0				
0- 0	0- 0	0- 0	NEUTRAL	0- 0	0- 0	0- 0				
9- 3	0- 0	0- 0	NON-CONFERENCE	0- 1	1- 1	8- 1				
5- 2	0- 0	0- 0	HOME	0- 0	1- 1	4- 1				
4- 1	0- 0	0- 0	AWAY	0- 1	0- 0	4- 0				
0- 0	0- 0	0- 0	NEUTRAL	0- 0	0- 0	0- 0				
1- 0	0- 0	0- 0	CONFERENCE	0- 0	1- 0	0- 0				
0- 0	0- 0	0- 0	HOME	0- 0	0- 0	0- 0				
1- 0	0- 0	0- 0	AWAY	0- 0	1- 0	0- 0				
0- 0	0- 0	0- 0	NEUTRAL	0- 0	0- 0	0- 0				

RPI 1-25			RPI 26-50			RPI 51-100			RPI 101+			Team's RPI: 137
RPI	S	Opponent	Score	RPI	S	Opponent	Score	RPI	S	Opponent	Score	
						69	A St. John's (NY)	71	82	102	A Duquesne	81 77
										107	H Holy Cross	75 72
										119	H Providence	63 72
										170	A Iona	65 51
										193	H Merrimack	64 79
										204	A Boston U.	58 45
										263	H Brown	95 42
										268	A UMass Lowell	74 58
										292	A Vermont	83 49
										315	H Siena	61 55
										316	H New Hampshire	67 65
										341	H Hartford	74 48
LAST 10 Division I												
316	H	New Hampshire	67 65	102	A	Duquesne	81 77					
292	A	Vermont	83 49	170	A	Iona	65 51					
69	A	St. John's (NY)	71 82	315	H	Siena	61 55					
263	H	Brown	95 42	204	A	Boston U.	58 45					
341	H	Hartford	74 48	107	H	Holy Cross	75 72					

Non-Div I Games: Southern Conn. St. 86 43

Massachusetts

Loss, Non-Conf, S Site, H Home A Away N Neutral

Average RPI Win:	351	WON-LOST	WINNING	LAST 10	STRENGTH OF	OPP. STRENGTH	TEAM	ADJ.	CONF.	ADJ CONF.
Average RPI Loss:	172	RECORD	PCT. RANK	GAMES	SCHEDULE	OF SCHEDULE	RPI	RPI	RPI	RPI
DIV. I ONLY	1- 9	329	1-9	152	343	320	320	25	25	
DIV. I NON-CONF.	1- 6	318	1-6	167	316	310	310	24	24	
TOTALS	RPI 1-25	RPI 26-50	W-L RECORDS	RPI 51-100	RPI 101-150	RPI 150+				
1- 9	0- 0	0- 1	OVERALL	0- 0	0- 1	1- 7				
1- 2	0- 0	0- 0	HOME	0- 0	0- 0	1- 2				
0- 7	0- 0	0- 1	AWAY	0- 0	0- 1	0- 5				
0- 0	0- 0	0- 0	NEUTRAL	0- 0	0- 0	0- 0				
1- 6	0- 0	0- 1	NON-CONFERENCE	0- 0	0- 1	1- 4				
1- 1	0- 0	0- 0	HOME	0- 0	0- 0	1- 1				
0- 5	0- 0	0- 1	AWAY	0- 0	0- 1	0- 3				
0- 0	0- 0	0- 0	NEUTRAL	0- 0	0- 0	0- 0				
0- 3	0- 0	0- 0	CONFERENCE	0- 0	0- 0	0- 3				
0- 1	0- 0	0- 0	HOME	0- 0	0- 0	0- 1				
0- 2	0- 0	0- 0	AWAY	0- 0	0- 0	0- 2				
0- 0	0- 0	0- 0	NEUTRAL	0- 0	0- 0	0- 0				

RPI S	Opponent	Score	RPI S	Opponent	Score	RPI S	Opponent	Score	RPI S	Opponent	Score	Team's RPI: 320
44	A Arkansas	58 101							134	A UAB	70 97	
									177	A SFA	51 82	
									179	A Louisiana	55 75	
									183	H Rice	50 81	
									188	A Sam Houston St.	59 92	
									194	A SMU	60 81	
									219	A Louisiana Tech	54 79	
									234	H Central Ark.	57 70	
									351	H La.-Monroe	72 69	
LAST 10 Division I												
183	H Rice	50 81	234	H Central Ark.	57 70							
134	A UAB	70 97	188	A Sam Houston St.	59 92							
179	A Louisiana	55 75	177	A SFA	51 82							
44	A Arkansas	58 101	219	A Louisiana Tech	54 79							
194	A SMU	60 81	351	H La.-Monroe	72 69							

Non-Div I Games: Centenary (LA) 116 37 LSU-Shreveport 81 77

McNeese

Loss, Non-Conf, S Site, H Home A Away N Neutral

Average RPI Win:	213	WON-LOST	WINNING	LAST 10	STRENGTH OF	OPP. STRENGTH	TEAM	ADJ.	CONF.	ADJ CONF.
Average RPI Loss:	153	RECORD	PCT. RANK	GAMES	SCHEDULE	OF SCHEDULE	RPI	RPI	RPI	RPI
DIV. I ONLY	9- 5	94	8-2	262	197	166	166	8	8	
DIV. I NON-CONF.	9- 4	84	8-1	269	222	161	161	8	8	
TOTALS	RPI 1-25	RPI 26-50	W-L RECORDS	RPI 51-100	RPI 101-150	RPI 150+				
9- 5	0- 0	0- 1	OVERALL	1- 0	1- 2	7- 2				
5- 2	0- 0	0- 0	HOME	0- 0	1- 1	4- 1				
3- 2	0- 0	0- 0	AWAY	1- 0	0- 1	2- 1				
1- 1	0- 0	0- 1	NEUTRAL	0- 0	0- 0	1- 0				
9- 4	0- 0	0- 1	NON-CONFERENCE	1- 0	1- 1	7- 2				
5- 2	0- 0	0- 0	HOME	0- 0	1- 1	4- 1				
3- 1	0- 0	0- 0	AWAY	1- 0	0- 0	2- 1				
1- 1	0- 0	0- 1	NEUTRAL	0- 0	0- 0	1- 0				
0- 1	0- 0	0- 0	CONFERENCE	0- 0	0- 1	0- 0				
0- 0	0- 0	0- 0	HOME	0- 0	0- 0	0- 0				
0- 1	0- 0	0- 0	AWAY	0- 0	0- 1	0- 0				
0- 0	0- 0	0- 0	NEUTRAL	0- 0	0- 0	0- 0				

RPI S	Opponent	Score	RPI S	Opponent	Score	RPI S	Opponent	Score	RPI S	Opponent	Score	Team's RPI: 166
48 N	LSU	58 89	60 A	Southern Ill.	70 66	115 A	Houston	65 75	131 H	George Washington	63 64	
						134 H	UAB	77 52	180 A	Little Rock	68 50	
						205 A	Toledo	83 76	206 N	Kansas St.	72 68	
						208 H	Arkansas St.	78 50	219 A	Louisiana Tech	74 83	
						250 H	Eastern Ky.	60 63	261 H	Alabama A&M	79 71	
						317 H	Alcorn	57 51	346 H	Mississippi Val.	91 54	
LAST 10 Division I												
134 H	UAB	77 52	115 A	Houston	65 75							
48 N	LSU	58 89	261 H	Alabama A&M	79 71							
206 N	Kansas St.	72 68	346 H	Mississippi Val.	91 54							
205 A	Toledo	83 76	180 A	Little Rock	68 50							
60 A	Southern Ill.	70 66	208 H	Arkansas St.	78 50							

Non-Div I Games:

Memphis

■ Loss,
 ■ Non-Conf,
 ■ S Site,
 ■ H Home
 ■ A Away
 N Neutral

Average RPI Win:	310	WON-LOST	WINNING	LAST 10	STRENGTH OF	OPP. STRENGTH	TEAM	ADJ.	CONF.	ADJ CONF.
Average RPI Loss:	158	RECORD	PCT. RANK	GAMES	SCHEDULE	OF SCHEDULE	RPI	RPI	RPI	RPI
DIV. I ONLY	2- 12	324	2-8	216	268	310	310	19	19	
DIV. I NON-CONF.	2- 12	318	2-8	216	272	313	313	20	20	
TOTALS	RPI 1-25	RPI 26-50	W-L RECORDS	RPI 51-100	RPI 101-150	RPI 150+				
2- 12	0- 0	0- 0	OVERALL	0- 4	0- 2	2- 6				
1- 5	0- 0	0- 0	HOME	0- 1	0- 0	1- 4				
1- 7	0- 0	0- 0	AWAY	0- 3	0- 2	1- 2				
0- 0	0- 0	0- 0	NEUTRAL	0- 0	0- 0	0- 0				
2- 12	0- 0	0- 0	NON-CONFERENCE	0- 4	0- 2	2- 6				
1- 5	0- 0	0- 0	HOME	0- 1	0- 0	1- 4				
1- 7	0- 0	0- 0	AWAY	0- 3	0- 2	1- 2				
0- 0	0- 0	0- 0	NEUTRAL	0- 0	0- 0	0- 0				
0- 0	0- 0	0- 0	CONFERENCE	0- 0	0- 0	0- 0				
0- 0	0- 0	0- 0	HOME	0- 0	0- 0	0- 0				
0- 0	0- 0	0- 0	AWAY	0- 0	0- 0	0- 0				
0- 0	0- 0	0- 0	NEUTRAL	0- 0	0- 0	0- 0				

RPI S	Opponent	Score	RPI S	Opponent	Score	RPI S	Opponent	Score	RPI S	Opponent	Score
						57	H Western Ky.	62 75	141	A Florida	50 71
						58	A Yale	60 68	149	A Columbia	48 77
						64	A Georgia	60 76	167	H Clemson	61 65
						79	A Alabama	56 111	200	H Gardner-Webb	62 65
									214	H Jacksonville	83 87
									249	A Kennesaw St.	64 92
									250	H Eastern Ky.	60 61
									273	A Appalachian St.	68 77
									274	H Ga. Southern	62 52
									345	A South Carolina St.	66 55
LAST 10 Division I											
			167	H Clemson	61 65	149	A Columbia	48 77			
			274	H Ga. Southern	62 52	58	A Yale	60 68			
			345	A South Carolina St.	66 55	214	H Jacksonville	83 87			
			273	A Appalachian St.	68 77	200	H Gardner-Webb	62 65			
			250	H Eastern Ky.	60 61	141	A Florida	50 71			

Non-Div I Games: LaGrange 74 47

Mercer

Average RPI Win:	255	WON-LOST	WINNING	LAST 10	STRENGTH OF	OPP. STRENGTH	TEAM	ADJ.	CONF.	ADJ CONF.
Average RPI Loss:	152	RECORD	PCT. RANK	GAMES	SCHEDULE	OF SCHEDULE	RPI	RPI	RPI	RPI
DIV. I ONLY	5- 6	199	4-6	159	321	193	193	30	30	
DIV. I NON-CONF.	5- 4	140	4-4	105	334	124	124	30	30	
TOTALS	RPI 1-25	RPI 26-50	W-L RECORDS	RPI 51-100	RPI 101-150	RPI 150+				
5- 6	0- 0	0- 0	OVERALL	0- 1	1- 3	4- 2				
3- 2	0- 0	0- 0	HOME	0- 1	0- 1	3- 0				
2- 4	0- 0	0- 0	AWAY	0- 0	1- 2	1- 2				
0- 0	0- 0	0- 0	NEUTRAL	0- 0	0- 0	0- 0				
5- 4	0- 0	0- 0	NON-CONFERENCE	0- 1	1- 2	4- 1				
3- 1	0- 0	0- 0	HOME	0- 1	0- 0	3- 0				
2- 3	0- 0	0- 0	AWAY	0- 0	1- 2	1- 1				
0- 0	0- 0	0- 0	NEUTRAL	0- 0	0- 0	0- 0				
0- 2	0- 0	0- 0	CONFERENCE	0- 0	0- 1	0- 1				
0- 1	0- 0	0- 0	HOME	0- 0	0- 1	0- 0				
0- 1	0- 0	0- 0	AWAY	0- 0	0- 0	0- 1				
0- 0	0- 0	0- 0	NEUTRAL	0- 0	0- 0	0- 0				

RPI 1-25				RPI 26-50				RPI 51-100				RPI 101+				Team's RPI: 193	
RPI	S	Opponent	Score	RPI	S	Opponent	Score	RPI	S	Opponent	Score	RPI	S	Opponent	Score		
								90	H	Lehigh	68	72	107	A	Holy Cross	42	68
													137	A	Massachusetts	79	64
													139	A	Illinois	72	75
													146	H	Robert Morris	62	68
													199	A	Dartmouth	52	57
													228	A	Sacred Heart	60	63
													263	A	Brown	72	57
													268	H	UMass Lowell	73	50
													292	H	Vermont	78	53
													316	H	New Hampshire	64	54
LAST 10 Division I																	
				263	A	Brown	72	57		146	H	Robert Morris	62	68			
				107	A	Holy Cross	42	68		228	A	Sacred Heart	60	63			
				316	H	New Hampshire	64	54		292	H	Vermont	78	53			
				199	A	Dartmouth	52	57		268	H	UMass Lowell	73	50			
				90	H	Lehigh	68	72		139	A	Illinois	72	75			

Non-Div I Games: Eastern Nazarene 82 50 Fisher 81 42

Merrimack

■ Loss,
 ■ Non-Conf,
 ■ S Site,
 ■ H Home
 ■ A Away
 N Neutral

Average RPI Win: 123		WON-LOST	WINNING	LAST 10	STRENGTH OF		OPP. STRENGTH	TEAM	ADJ.	CONF.	ADJ CONF.
Average RPI Loss: 14		RECORD	PCT. RANK	GAMES	SCHEDULE		OF SCHEDULE	RPI	RPI	RPI	RPI
DIV. I ONLY		9- 5	94	5-5	3		59	29	29	3	3
DIV. I NON-CONF.		8- 3	68	4-3	4		77	21	21	2	2
TOTALS		RPI 1-25	RPI 26-50		W-L RECORDS		RPI 51-100	RPI 101-150		RPI 150+	
9- 5	0- 4	0- 1		OVERALL		5- 0	0- 0		4- 0		
8- 3	0- 3	0- 0		HOME		4- 0	0- 0		4- 0		
0- 2	0- 1	0- 1		AWAY		0- 0	0- 0		0- 0		
1- 0	0- 0	0- 0		NEUTRAL		1- 0	0- 0		0- 0		
8- 3	0- 3	0- 0		NON-CONFERENCE		4- 0	0- 0		4- 0		
7- 2	0- 2	0- 0		HOME		3- 0	0- 0		4- 0		
0- 1	0- 1	0- 0		AWAY		0- 0	0- 0		0- 0		
1- 0	0- 0	0- 0		NEUTRAL		1- 0	0- 0		0- 0		
1- 2	0- 1	0- 1		CONFERENCE		1- 0	0- 0		0- 0		
1- 1	0- 1	0- 0		HOME		1- 0	0- 0		0- 0		
0- 1	0- 0	0- 1		AWAY		0- 0	0- 0		0- 0		
0- 0	0- 0	0- 0		NEUTRAL		0- 0	0- 0		0- 0		

RPI 1-25				RPI 26-50				Team's RPI: 29	RPI 51-100				RPI 101+			
RPI	S	Opponent	Score	RPI	S	Opponent	Score		RPI	S	Opponent	Score	RPI	S	Opponent	Score
6	H	Oregon St.	53 75	31	A	Georgia Tech	54 61		66	H	Wake Forest	59 56	153	H	Binghamton	79 56
9	A	DePaul	83 89						73	H	North Florida	78 55	162	H	Miami (OH)	80 62
10	H	Indiana	45 58						76	H	IUPUI	74 65	202	H	Jackson St.	83 68
12	H	Florida St.	62 73						77	H	Washington St.	74 68	212	H	UNC Asheville	75 46
									86	N	N.C. A&T	68 67				
LAST 10 Division I																
153	H	Binghamton	79 56	12	H	Florida St.	62 73									
10	H	Indiana	45 58	31	A	Georgia Tech	54 61									
162	H	Miami (OH)	80 62	66	H	Wake Forest	59 56									
6	H	Oregon St.	53 75	77	H	Washington St.	74 68									
9	A	DePaul	83 89	212	H	UNC Asheville	75 46									

Non-Div I Games:

Miami (FL)

■ Loss,
 ■ Non-Conf, S Site,
 ■ Home
 ■ Away
 N Neutral

Average RPI Win:	296	WON-LOST	WINNING	LAST 10	STRENGTH OF	OPP. STRENGTH	TEAM	ADJ.	CONF.	ADJ CONF.
Average RPI Loss:	84	RECORD	PCT. RANK	GAMES	SCHEDULE	OF SCHEDULE	RPI	RPI	RPI	RPI
DIV. I ONLY	6- 6	170	5-5	226	155	162	162	10	10	
DIV. I NON-CONF.	6- 5	151	5-4	272	157	154	154	10	10	
TOTALS	RPI 1-25	RPI 26-50	W-L RECORDS	RPI 51-100	RPI 101-150	RPI 150+				
6- 6	0- 1	0- 1	OVERALL	0- 2	0- 1	6- 1				
2- 1	0- 0	0- 0	HOME	0- 1	0- 0	2- 0				
3- 4	0- 1	0- 1	AWAY	0- 0	0- 1	3- 1				
1- 1	0- 0	0- 0	NEUTRAL	0- 1	0- 0	1- 0				
6- 5	0- 1	0- 1	NON-CONFERENCE	0- 1	0- 1	6- 1				
2- 0	0- 0	0- 0	HOME	0- 0	0- 0	2- 0				
3- 4	0- 1	0- 1	AWAY	0- 0	0- 1	3- 1				
1- 1	0- 0	0- 0	NEUTRAL	0- 1	0- 0	1- 0				
0- 1	0- 0	0- 0	CONFERENCE	0- 1	0- 0	0- 0				
0- 1	0- 0	0- 0	HOME	0- 1	0- 0	0- 0				
0- 0	0- 0	0- 0	AWAY	0- 0	0- 0	0- 0				
0- 0	0- 0	0- 0	NEUTRAL	0- 0	0- 0	0- 0				

RPI 1-25				RPI 26-50				RPI 51-100				RPI 101+				Team's RPI: 162
RPI	S	Opponent	Score	RPI	S	Opponent	Score	RPI	S	Opponent	Score	RPI	S	Opponent	Score	
9	A	DePaul	79 98	29	A	Miami (FL)	62 80	59	H	Buffalo	72 86	136	A	Bradley	68 79	
								98	N	Liberty	53 65	173	A	Cincinnati	68 98	
												250	A	Eastern Ky.	75 57	
												265	A	South Alabama	76 73	
												291	A	Pittsburgh	80 71	
												306	N	Prairie View	65 52	
												332	H	Evansville	72 64	
												334	H	UIC	85 35	
LAST 10 Division I																
98	N	Liberty	53 65	59	H	Buffalo	72 86									
334	H	UIC	85 35	332	H	Evansville	72 64									
136	A	Bradley	68 79	291	A	Pittsburgh	80 71									
250	A	Eastern Ky.	75 57	173	A	Cincinnati	68 98									
265	A	South Alabama	76 73	29	A	Miami (FL)	62 80									

Non-Div I Games: Tiffin 83 51

Miami (OH)

■ Loss,
 ■ Non-Conf, S Site,
 ■ Home
 ■ Away
 N Neutral

Michigan

Through Games Of Jan. 7, 2020

Average RPI Win: 177		WON-LOST	WINNING	LAST 10	STRENGTH OF	OPP. STRENGTH	TEAM	ADJ.	CONF.	ADJ CONF.
Average RPI Loss: 46		RECORD	PCT. RANK	GAMES	SCHEDULE	OF SCHEDULE	RPI	RPI	RPI	RPI
DIV. I ONLY		11- 3	41	7-3	63	122	43	43	2	2
DIV. I NON-CONF.		9- 2	40	5-2	86	184	45	45	3	3
TOTALS		RPI 1-25	RPI 26-50		W-L RECORDS		RPI 51-100	RPI 101-150		RPI 150+
11- 3	0- 2	0- 0		OVERALL		3- 0	1- 1		7- 0	
8- 1	0- 0	0- 0		HOME		2- 0	1- 1		5- 0	
2- 1	0- 1	0- 0		AWAY		0- 0	0- 0		2- 0	
1- 1	0- 1	0- 0		NEUTRAL		1- 0	0- 0		0- 0	
9- 2	0- 1	0- 0		NON-CONFERENCE		2- 0	1- 1		6- 0	
6- 1	0- 0	0- 0		HOME		1- 0	1- 1		4- 0	
2- 0	0- 0	0- 0		AWAY		0- 0	0- 0		2- 0	
1- 1	0- 1	0- 0		NEUTRAL		1- 0	0- 0		0- 0	
2- 1	0- 1	0- 0		CONFERENCE		1- 0	0- 0		1- 0	
2- 0	0- 0	0- 0		HOME		1- 0	0- 0		1- 0	
0- 1	0- 1	0- 0		AWAY		0- 0	0- 0		0- 0	
0- 0	0- 0	0- 0		NEUTRAL		0- 0	0- 0		0- 0	

RPI 1-25				RPI 26-50				Team's RPI: 43				RPI 51-100				RPI 101+			
RPI	S	Opponent	Score	RPI	S	Opponent	Score	RPI	S	Opponent	Score	RPI	S	Opponent	Score	RPI	S	Opponent	Score
12	N	Florida St.	69 79					54	H	Syracuse	84 76	101	H	Notre Dame	72 76				
25	A	Maryland	55 70					87	N	Kent St.	88 53	136	H	Bradley	77 57				
								88	H	Michigan St.	89 69	154	H	Western Mich.	76 55				
												158	A	Akron	80 71				
												201	A	Eastern Mich.	57 38				
												203	H	Penn St.	82 48				
												273	H	Appalachian St.	62 35				
												295	H	Oakland	79 64				
												298	H	Morgan St.	80 48				
LAST 10 Division I																			
295	H	Oakland	79 64	88	H	Michigan St.	89 69												
54	H	Syracuse	84 76	203	H	Penn St.	82 48												
298	H	Morgan St.	80 48	25	A	Maryland	55 70												
201	A	Eastern Mich.	57 38	12	N	Florida St.	69 79												
101	H	Notre Dame	72 76	273	H	Appalachian St.	62 35												

Non-Div I Games:

Michigan

■ Loss,
■ Non-Conf,
■ S Site,
■ H Home
■ A Away
N Neutral

Average RPI Win:	227	WON-LOST	WINNING	LAST 10	STRENGTH OF	OPP. STRENGTH	TEAM	ADJ.	CONF.	ADJ CONF.
Average RPI Loss:	34	RECORD	PCT. RANK	GAMES	SCHEDULE	OF SCHEDULE	RPI	RPI	RPI	RPI
DIV. I ONLY	8- 6	129	4-6	71	80	88	88	2	2	
DIV. I NON-CONF.	7- 4	100	3-4	203	126	135	135	3	3	
TOTALS	RPI 1-25	RPI 26-50	W-L RECORDS	RPI 51-100	RPI 101-150	RPI 150+				
8- 6	0- 2	0- 3	OVERALL	1- 1	1- 0	6- 0				
6- 0	0- 0	0- 0	HOME	1- 0	0- 0	5- 0				
1- 3	0- 2	0- 1	AWAY	0- 0	1- 0	0- 0				
1- 3	0- 0	0- 2	NEUTRAL	0- 1	0- 0	1- 0				
7- 4	0- 1	0- 2	NON-CONFERENCE	0- 1	1- 0	6- 0				
5- 0	0- 0	0- 0	HOME	0- 0	0- 0	5- 0				
1- 1	0- 1	0- 0	AWAY	0- 0	1- 0	0- 0				
1- 3	0- 0	0- 2	NEUTRAL	0- 1	0- 0	1- 0				
1- 2	0- 1	0- 1	CONFERENCE	1- 0	0- 0	0- 0				
1- 0	0- 0	0- 0	HOME	1- 0	0- 0	0- 0				
0- 2	0- 1	0- 1	AWAY	0- 0	0- 0	0- 0				
0- 0	0- 0	0- 0	NEUTRAL	0- 0	0- 0	0- 0				

RPI 1-25				RPI 26-50				RPI 51-100				Team's RPI: 88	RPI 101+			
RPI	S	Opponent	Score	RPI	S	Opponent	Score	RPI	S	Opponent	Score		RPI	S	Opponent	Score
10	A	Indiana	67 79	35	N	West Virginia	57 63	54	N	Syracuse	63 77		101	A	Notre Dame	72 69
12	A	Florida St.	68 78	43	A	Michigan	69 89	68	H	Nebraska	78 70		201	H	Eastern Mich.	85 50
				48	N	LSU	56 58						206	N	Kansas St.	65 60
													284	H	Morehead St.	93 48
													295	H	Oakland	76 56
													322	H	Detroit Mercy	110 52
													341	H	Hartford	79 34
LAST 10 Division I																
284	H	Morehead St.	93 48	43	A	Michigan	69 89									
12	A	Florida St.	68 78	68	H	Nebraska	78 70									
206	N	Kansas St.	65 60	10	A	Indiana	67 79									
48	N	LSU	56 58	35	N	West Virginia	57 63									
341	H	Hartford	79 34	54	N	Syracuse	63 77									

Non-Div I Games:

Michigan St.

Average RPI Win:	140	WON-LOST	WINNING	LAST 10	STRENGTH OF	OPP. STRENGTH	TEAM	ADJ.	CONF.	ADJ CONF.
Average RPI Loss:	48	RECORD	PCT. RANK	GAMES	SCHEDULE	OF SCHEDULE	RPI	RPI	RPI	RPI
DIV. I ONLY	9- 5	94	6-4	18	58	47	47	13	13	
DIV. I NON-CONF.	8- 4	90	5-3	44	43	49	49	16	16	
TOTALS	RPI 1-25	RPI 26-50	W-L RECORDS	RPI 51-100	RPI 101-150	RPI 150+				
9- 5	1- 2	1- 0	OVERALL	1- 2	2- 1	4- 0				
6- 2	1- 1	1- 0	HOME	1- 1	0- 0	3- 0				
2- 1	0- 0	0- 0	AWAY	0- 0	1- 1	1- 0				
1- 2	0- 1	0- 0	NEUTRAL	0- 1	1- 0	0- 0				
8- 4	1- 2	0- 0	NON-CONFERENCE	1- 1	2- 1	4- 0				
5- 1	1- 1	0- 0	HOME	1- 0	0- 0	3- 0				
2- 1	0- 0	0- 0	AWAY	0- 0	1- 1	1- 0				
1- 2	0- 1	0- 0	NEUTRAL	0- 1	1- 0	0- 0				
1- 1	0- 0	1- 0	CONFERENCE	0- 1	0- 0	0- 0				
1- 1	0- 0	1- 0	HOME	0- 1	0- 0	0- 0				
0- 0	0- 0	0- 0	AWAY	0- 0	0- 0	0- 0				
0- 0	0- 0	0- 0	NEUTRAL	0- 0	0- 0	0- 0				

RPI 1-25				RPI 26-50				Team's RPI: 47	RPI 51-100				RPI 101+			
RPI	S	Opponent	Score	RPI	S	Opponent	Score		RPI	S	Opponent	Score	RPI	S	Opponent	Score
8	N	Gonzaga	50 62	46	H	Charlotte	83 59		51	H	Old Dominion	56 67	108	A	Belmont	57 68
20	H	TCU	82 70						52	N	Arizona St.	60 61	116	N	Auburn	73 50
22	H	Kentucky	52 67						85	H	Furman	78 62	144	A	Tulane	64 62
													172	H	VCU	86 63
													187	H	Tennessee Tech	64 58
													233	A	East Carolina	68 66
													259	H	Lipscomb	70 49
LAST 10 Division I																
259	H	Lipscomb	70 49	46	H	Charlotte	83 59		51	H	Old Dominion	56 67				
52	N	Arizona St.	60 61						20	H	TCU	82 70				
8	N	Gonzaga	50 62						172	H	VCU	86 63				
116	N	Auburn	73 50						108	A	Belmont	57 68				
85	H	Furman	78 62													

Non-Div I Games:

Middle Tenn.

■ Loss,
■ Non-Conf, S Site,
■ Home
■ Away
N Neutral

Milwaukee

Through Games Of Jan. 7, 2020

Average RPI Win:	190	WON-LOST	WINNING	LAST 10	STRENGTH OF	OPP. STRENGTH	TEAM	ADJ.	CONF.	ADJ CONF.
Average RPI Loss:	103	RECORD	PCT. RANK	GAMES	SCHEDULE	OF SCHEDULE	RPI	RPI	RPI	RPI
DIV. I ONLY	3- 10	291	3-7	70	84	239	239	18	18	
DIV. I NON-CONF.	2- 8	295	2-5	52	65	230	230	17	17	
TOTALS	RPI 1-25	RPI 26-50	W-L RECORDS	RPI 51-100	RPI 101-150	RPI 150+				
3- 10	0- 2	0- 2	OVERALL	0- 0	1- 4	2- 2				
3- 4	0- 0	0- 1	HOME	0- 0	1- 1	2- 2				
0- 6	0- 2	0- 1	AWAY	0- 0	0- 3	0- 0				
0- 0	0- 0	0- 0	NEUTRAL	0- 0	0- 0	0- 0				
2- 8	0- 2	0- 2	NON-CONFERENCE	0- 0	0- 3	2- 1				
2- 3	0- 0	0- 1	HOME	0- 0	0- 1	2- 1				
0- 5	0- 2	0- 1	AWAY	0- 0	0- 2	0- 0				
0- 0	0- 0	0- 0	NEUTRAL	0- 0	0- 0	0- 0				
1- 2	0- 0	0- 0	CONFERENCE	0- 0	1- 1	0- 1				
1- 1	0- 0	0- 0	HOME	0- 0	1- 0	0- 1				
0- 1	0- 0	0- 0	AWAY	0- 0	0- 1	0- 0				
0- 0	0- 0	0- 0	NEUTRAL	0- 0	0- 0	0- 0				

RPI 1-25				RPI 26-50				RPI 51-100				RPI 101+ Team's RPI: 239			
RPI	S	Opponent	Score	RPI	S	Opponent	Score	RPI	S	Opponent	Score	RPI	S	Opponent	Score
9	A	DePaul	65 94	34	H	Marquette	56 78					110	A	Wisconsin	40 71
23	A	Purdue	55 68	49	A	Minnesota	61 77					128	H	Wright St.	60 58
												140	H	North Dakota	58 66
												142	A	Green Bay	48 61
												149	A	Columbia	46 74
												159	H	Bowling Green	51 63
												164	H	Northern Ill.	78 65
												216	H	Northern Ky.	49 61
												277	H	Ark.-Pine Bluff	69 55
LAST 10 Division I															
				34	H	Marquette	56 78	142	A	Green Bay	48 61				
				164	H	Northern Ill.	78 65	216	H	Northern Ky.	49 61				
				149	A	Columbia	46 74	128	H	Wright St.	60 58				
				9	A	DePaul	65 94	140	H	North Dakota	58 66				
				277	H	Ark.-Pine Bluff	69 55	159	H	Bowling Green	51 63				

Non-Div I Games: Wis.-Parkside 84 77

Milwaukee

Loss, Non-Conf, S Site, H Home A Away N Neutral

Average RPI Win:	176	WON-LOST	WINNING	LAST 10	STRENGTH OF	OPP. STRENGTH	TEAM	ADJ.	CONF.	ADJ CONF.
Average RPI Loss:	31	RECORD	PCT. RANK	GAMES	SCHEDULE	OF SCHEDULE	RPI	RPI	RPI	RPI
DIV. I ONLY	11- 3	41	8-2	106	50	49	49	2	2	
DIV. I NON-CONF.	10- 1	19	7-0	149	53	35	35	3	3	
TOTALS	RPI 1-25	RPI 26-50	W-L RECORDS	RPI 51-100	RPI 101-150	RPI 150+				
11- 3	0- 2	0- 0	OVERALL	2- 1	3- 0	6- 0				
7- 2	0- 2	0- 0	HOME	2- 0	1- 0	4- 0				
4- 1	0- 0	0- 0	AWAY	0- 1	2- 0	2- 0				
0- 0	0- 0	0- 0	NEUTRAL	0- 0	0- 0	0- 0				
10- 1	0- 1	0- 0	NON-CONFERENCE	2- 0	3- 0	5- 0				
7- 1	0- 1	0- 0	HOME	2- 0	1- 0	4- 0				
3- 0	0- 0	0- 0	AWAY	0- 0	2- 0	1- 0				
0- 0	0- 0	0- 0	NEUTRAL	0- 0	0- 0	0- 0				
1- 2	0- 1	0- 0	CONFERENCE	0- 1	0- 0	1- 0				
0- 1	0- 1	0- 0	HOME	0- 0	0- 0	0- 0				
1- 1	0- 0	0- 0	AWAY	0- 1	0- 0	1- 0				
0- 0	0- 0	0- 0	NEUTRAL	0- 0	0- 0	0- 0				

RPI 1-25				RPI 26-50				Team's RPI: 49				RPI 51-100				RPI 101+			
RPI	S	Opponent	Score	RPI	S	Opponent	Score	RPI	S	Opponent	Score	RPI	S	Opponent	Score	RPI	S	Opponent	Score
2	H	Missouri St.	69 77					52	H	Arizona St.	80 66	101	A	Notre Dame	75 67				
24	H	Ohio St.	63 66					68	A	Nebraska	58 72	114	H	Montana St.	71 60				
								90	H	Lehigh	77 49	131	A	George Washington	83 50				
												175	A	American	70 53				
												203	A	Penn St.	81 74				
												225	H	UC Davis	76 67				
												239	H	Milwaukee	77 61				
												292	H	Vermont	90 58				
												318	H	Bryant	101 56				
LAST 10 Division I																			
131	A	George Washington	83 50	68	A	Nebraska	58 72												
175	A	American	70 53	24	H	Ohio St.	63 66												
101	A	Notre Dame	75 67	203	A	Penn St.	81 74												
318	H	Bryant	101 56	90	H	Lehigh	77 49												
114	H	Montana St.	71 60	225	H	UC Davis	76 67												

Non-Div I Games:

Minnesota

Average RPI Win: 123		WON-LOST	WINNING	LAST 10	STRENGTH OF	OPP. STRENGTH	TEAM	ADJ.	CONF.	ADJ CONF.
Average RPI Loss: 20		RECORD	PCT. RANK	GAMES	SCHEDULE	OF SCHEDULE	RPI	RPI	RPI	RPI
DIV. I ONLY		14- 2	20	8-2	16	33	13	13	4	4
DIV. I NON-CONF.		12- 2	30	6-2	25	32	13	13	4	4
TOTALS	RPI 1-25	RPI 26-50		W-L RECORDS		RPI 51-100	RPI 101-150	RPI 150+		
14- 2	0- 1	3- 1		OVERALL		2- 0	3- 0	6- 0		
6- 1	0- 0	1- 1		HOME		1- 0	1- 0	3- 0		
4- 0	0- 0	1- 0		AWAY		1- 0	0- 0	2- 0		
4- 1	0- 1	1- 0		NEUTRAL		0- 0	2- 0	1- 0		
12- 2	0- 1	3- 1		NON-CONFERENCE		1- 0	2- 0	6- 0		
5- 1	0- 0	1- 1		HOME		1- 0	0- 0	3- 0		
3- 0	0- 0	1- 0		AWAY		0- 0	0- 0	2- 0		
4- 1	0- 1	1- 0		NEUTRAL		0- 0	2- 0	1- 0		
2- 0	0- 0	0- 0		CONFERENCE		1- 0	1- 0	0- 0		
1- 0	0- 0	0- 0		HOME		0- 0	1- 0	0- 0		
1- 0	0- 0	0- 0		AWAY		1- 0	0- 0	0- 0		
0- 0	0- 0	0- 0		NEUTRAL		0- 0	0- 0	0- 0		

RPI 1-25				Team's RPI: 13		RPI 26-50				RPI 51-100				RPI 101+			
RPI	S	Opponent	Score	RPI	S	Opponent	Score	RPI	S	Opponent	Score	RPI	S	Opponent	Score		
5	N	Stanford	62 67	32	N	Virginia	72 59	64	A	Georgia	73 66	106	N	South Fla.	86 61		
				34	A	Marquette	74 68	65	H	UT Martin	82 46	141	H	Florida	93 47		
				35	H	West Virginia	65 71					142	N	Green Bay	83 58		
				50	H	Troy	122 82					157	H	Southern Miss.	91 58		
												179	A	Louisiana	64 48		
												180	H	Little Rock	89 50		
												181	N	San Francisco	73 38		
												185	H	Murray St.	124 43		
												202	A	Jackson St.	92 53		
LAST 10 Division I																	
				179	A	Louisiana	64 48	64	A	Georgia	73 66						
				35	H	West Virginia	65 71	141	H	Florida	93 47						
				5	N	Stanford	62 67	180	H	Little Rock	89 50						
				142	N	Green Bay	83 58	32	N	Virginia	72 59						
				181	N	San Francisco	73 38	106	N	South Fla.	86 61						

Non-Div I Games:

Mississippi St.

■ Loss, ■ Non-Conf, S Site, H Home A Away N Neutral

Mississippi Val.

Through Games Of Jan. 7, 2020

Average RPI Win:	350	WON-LOST	WINNING	LAST 10	STRENGTH OF	OPP. STRENGTH	TEAM	ADJ.	CONF.	ADJ CONF.
Average RPI Loss:	222	RECORD	PCT. RANK	GAMES	SCHEDULE	OF SCHEDULE	RPI	RPI	RPI	RPI
DIV. I ONLY	1- 11	334	1-9	313	339	346	346	29	29	
DIV. I NON-CONF.	1- 10	329	1-8	281	343	342	342	28	28	
TOTALS	RPI 1-25	RPI 26-50	W-L RECORDS	RPI 51-100	RPI 101-150	RPI 150+				
1- 11	0- 0	0- 0	OVERALL	0- 0	0- 1	1- 10				
1- 3	0- 0	0- 0	HOME	0- 0	0- 1	1- 2				
0- 7	0- 0	0- 0	AWAY	0- 0	0- 0	0- 7				
0- 1	0- 0	0- 0	NEUTRAL	0- 0	0- 0	0- 1				
1- 10	0- 0	0- 0	NON-CONFERENCE	0- 0	0- 1	1- 9				
1- 2	0- 0	0- 0	HOME	0- 0	0- 1	1- 1				
0- 7	0- 0	0- 0	AWAY	0- 0	0- 0	0- 7				
0- 1	0- 0	0- 0	NEUTRAL	0- 0	0- 0	0- 1				
0- 1	0- 0	0- 0	CONFERENCE	0- 0	0- 0	0- 1				
0- 1	0- 0	0- 0	HOME	0- 0	0- 0	0- 1				
0- 0	0- 0	0- 0	AWAY	0- 0	0- 0	0- 0				
0- 0	0- 0	0- 0	NEUTRAL	0- 0	0- 0	0- 0				

RPI 1-25			RPI 26-50			RPI 51-100			RPI 101+			Team's RPI: 346
RPI	S	Opponent	Score	RPI	S	Opponent	Score	RPI	S	Opponent	Score	
								143	H	Austin Peay	82	100
								157	A	Southern Miss.	80	84
								166	A	Memphis	54	91
								185	H	Murray St.	66	72
								189	A	Wyoming	22	95
								192	A	North Ala.	60	86
								238	A	Colorado St.	46	65
								256	A	Ole Miss	53	72
								277	H	Ark.-Pine Bluff	77	80
								287	N	Omaha	70	78
								350	H	Florida A&M	71	70
								351	A	La.-Monroe	66	74
LAST 10 Division I												
350	H	Florida A&M	71	70	277	H	Ark.-Pine Bluff	77	80			
287	N	Omaha	70	78	351	A	La.-Monroe	66	74			
157	A	Southern Miss.	80	84	166	A	Memphis	54	91			
143	H	Austin Peay	82	100	238	A	Colorado St.	46	65			
185	H	Murray St.	66	72	189	A	Wyoming	22	95			

Non-Div I Games:

Mississippi Val.

■ Loss,
 ■ Non-Conf,
 ■ S Site,
 ■ H Home
 ■ A Away
 N Neutral

Average RPI Win:	160	WON-LOST	WINNING	LAST 10	STRENGTH OF	OPP. STRENGTH	TEAM	ADJ.	CONF.	ADJ CONF.
Average RPI Loss:	99	RECORD	PCT. RANK	GAMES	SCHEDULE	OF SCHEDULE	RPI	RPI	RPI	RPI
DIV. I ONLY	4- 11	278	3-7	13	120	176	176	4	4	
DIV. I NON-CONF.	3- 10	282	2-6	26	113	205	205	4	4	
TOTALS	RPI 1-25	RPI 26-50	W-L RECORDS	RPI 51-100	RPI 101-150	RPI 150+				
4- 11	0- 2	1- 2	OVERALL	1- 2	0- 3	2- 2				
4- 4	0- 1	1- 1	HOME	1- 1	0- 1	2- 0				
0- 5	0- 1	0- 1	AWAY	0- 1	0- 1	0- 1				
0- 2	0- 0	0- 0	NEUTRAL	0- 0	0- 1	0- 1				
3- 10	0- 2	0- 2	NON-CONFERENCE	1- 1	0- 3	2- 2				
3- 4	0- 1	0- 1	HOME	1- 1	0- 1	2- 0				
0- 4	0- 1	0- 1	AWAY	0- 0	0- 1	0- 1				
0- 2	0- 0	0- 0	NEUTRAL	0- 0	0- 1	0- 1				
1- 1	0- 0	1- 0	CONFERENCE	0- 1	0- 0	0- 0				
1- 0	0- 0	1- 0	HOME	0- 0	0- 0	0- 0				
0- 1	0- 0	0- 0	AWAY	0- 1	0- 0	0- 0				
0- 0	0- 0	0- 0	NEUTRAL	0- 0	0- 0	0- 0				

RPI 1-25				RPI 26-50				RPI 51-100				RPI 101+ Team's RPI: 176			
RPI	S	Opponent	Score	RPI	S	Opponent	Score	RPI	S	Opponent	Score	RPI	S	Opponent	Score
2	A	Missouri St.	72 79	38	A	South Dakota	56 72	68	H	Nebraska	85 90	112	N	North Carolina	69 82
19	H	Princeton	33 68	45	H	UNI	73 78	72	H	Saint Louis	83 58	139	H	Illinois	51 58
				48	H	LSU	69 65	96	A	Tennessee	66 77	142	A	Green Bay	64 72
												184	N	New Mexico	68 71
												229	H	Western Ill.	97 89
												240	A	UMKC	56 59
												290	H	SIUE	68 51
LAST 10 Division I															
240	A	UMKC	56 59	48	H	LSU	69 65	96	A	Tennessee	66 77	139	H	Illinois	51 58
72	H	Saint Louis	83 58	112	N	North Carolina	69 82	19	H	Princeton	33 68	2	A	Missouri St.	72 79
184	N	New Mexico	68 71	290	H	SIUE	68 51								

Non-Div I Games:

Missouri

■ Loss,
■ Non-Conf, S Site,
■ Home
■ Away
N Neutral

Midwest DC.				Through Games of Jan. 7, 1918						
Average RPI Win:	124	WON-LOST	WINNING	LAST 10	STRENGTH OF	OPP. STRENGTH	TEAM	ADJ.	CONF.	ADJ CONF.
Average RPI Loss:	7	RECORD	PCT. RANK	GAMES	SCHEDULE	OF SCHEDULE	RPI	RPI	RPI	RPI
DIV. I ONLY	11- 2	32	8-2	5	66	2	2	7	7	
DIV. I NON-CONF.	9- 2	40	6-2	5	39	3	3	7	7	

TOTALS	RPI 1-25	RPI 26-50		W-L RECORDS		RPI 51-100	RPI 101-150	RPI 150+		
11- 2	0- 2	2- 0		OVERALL		4- 0	0- 0	5- 0		
5- 0	0- 0	0- 0		HOME		1- 0	0- 0	4- 0		
6- 2	0- 2	2- 0		AWAY		3- 0	0- 0	1- 0		
0- 0	0- 0	0- 0		NEUTRAL		0- 0	0- 0	0- 0		
9- 2	0- 2	2- 0		NON-CONFERENCE		3- 0	0- 0	4- 0		
5- 0	0- 0	0- 0		HOME		1- 0	0- 0	4- 0		
4- 2	0- 2	2- 0		AWAY		2- 0	0- 0	0- 0		
0- 0	0- 0	0- 0		NEUTRAL		0- 0	0- 0	0- 0		
2- 0	0- 0	0- 0		CONFERENCE		1- 0	0- 0	1- 0		
0- 0	0- 0	0- 0		HOME		0- 0	0- 0	0- 0		
2- 0	0- 0	0- 0		AWAY		1- 0	0- 0	1- 0		
0- 0	0- 0	0- 0		NEUTRAL		0- 0	0- 0	0- 0		

RPI 1-25					
RPI	S	Opponent	Score	Team's RPI: 2	
6	A	Oregon St.	69 80		
8	A	Gonzaga	52 64		
RPI 26-50					
RPI	S	Opponent	Score		
38	A	South Dakota	74 66		
49	A	Minnesota	77 69		
RPI 51-100					
RPI	S	Opponent	Score		
55	A	Oklahoma	96 90		
80	A	Boise St.	72 69		
95	A	Loyola Chicago	74 72		
96	H	Santa Clara	71 64		
RPI 101+					
RPI	S	Opponent	Score		
155	H	Wichita St.	68 55		
168	A	Valparaiso	81 68		
176	H	Missouri	79 72		
215	H	A&M-Corpus Christi	79 51		
240	H	UMKC	83 58		
LAST 10 Division I					
240	H	UMKC	83 58	168	A Valparaiso 81 68
38	A	South Dakota	74 66	95	A Loyola Chicago 74 72
96	H	Santa Clara	71 64	8	A Gonzaga 52 64
6	A	Oregon St.	69 80	176	H Missouri 79 72
55	A	Oklahoma	96 90	155	H Wichita St. 68 55

Non-Div I Games:	William Jewell	111	39
------------------	----------------	-----	----

Missouri St.

Loss, Non-Conf, S Site, H Home A Away N Neutral

Average RPI Win:	274	WON-LOST	WINNING	LAST 10	STRENGTH OF	OPP. STRENGTH	TEAM	ADJ.	CONF.	ADJ CONF.
Average RPI Loss:	140	RECORD	PCT. RANK	GAMES	SCHEDULE	OF SCHEDULE	RPI	RPI	RPI	RPI
DIV. I ONLY	4- 8	243	4-6	167	238	230	230	24	24	
DIV. I NON-CONF.	3- 6	235	3-4	138	218	191	191	23	23	
TOTALS	RPI 1-25	RPI 26-50	W-L RECORDS	RPI 51-100	RPI 101-150	RPI 150+				
4- 8	0- 1	0- 1	OVERALL	0- 2	0- 1	4- 3				
2- 2	0- 0	0- 0	HOME	0- 0	0- 1	2- 1				
1- 6	0- 1	0- 1	AWAY	0- 2	0- 0	1- 2				
1- 0	0- 0	0- 0	NEUTRAL	0- 0	0- 0	1- 0				
3- 6	0- 1	0- 1	NON-CONFERENCE	0- 1	0- 1	3- 2				
1- 1	0- 0	0- 0	HOME	0- 0	0- 1	1- 0				
1- 5	0- 1	0- 1	AWAY	0- 1	0- 0	1- 2				
1- 0	0- 0	0- 0	NEUTRAL	0- 0	0- 0	1- 0				
1- 2	0- 0	0- 0	CONFERENCE	0- 1	0- 0	1- 1				
1- 1	0- 0	0- 0	HOME	0- 0	0- 0	1- 1				
0- 1	0- 0	0- 0	AWAY	0- 1	0- 0	0- 0				
0- 0	0- 0	0- 0	NEUTRAL	0- 0	0- 0	0- 0				

RPI	S	Opponent	Score	RPI	S	Opponent	Score	RPI	S	Opponent	Score	RPI	S	Opponent	Score	Team's RPI: 230
19	A	Princeton	40 52	36	A	Arizona	34 86	62	A	Marist	66 76	119	H	Providence	52 68	
								83	A	Bucknell	37 71	207	A	San Diego	49 57	
												235	H	Manhattan	62 60	
												244	H	Lafayette	52 44	
												267	A	Loyola Maryland	48 64	
												304	A	Albany (NY)	53 41	
												311	N	Purdue Fort Wayne	60 46	
												330	H	Canisius	62 71	
LAST 10 Division I																
244	H	Lafayette	52 44	330	H	Canisius	62 71									
36	A	Arizona	34 86	62	A	Marist	66 76									
311	N	Purdue Fort Wayne	60 46	304	A	Albany (NY)	53 41									
207	A	San Diego	49 57	267	A	Loyola Maryland	48 64									
19	A	Princeton	40 52	235	H	Manhattan	62 60									

Non-Div I Games:

Monmouth

Montana

Through Games Of Jan. 7, 2020

Average RPI Win:	265	WON-LOST	WINNING	LAST 10	STRENGTH OF	OPP. STRENGTH	TEAM	ADJ.	CONF.	ADJ CONF.
Average RPI Loss:	86	RECORD	PCT. RANK	GAMES	SCHEDULE	OF SCHEDULE	RPI	RPI	RPI	RPI
DIV. I ONLY	6- 5	143	6-4	136	295	151	151	21	21	
DIV. I NON-CONF.	3- 4	201	3-3	37	295	128	128	19	19	
TOTALS	RPI 1-25	RPI 26-50	W-L RECORDS	RPI 51-100	RPI 101-150	RPI 150+				
6- 5	0- 0	0- 2	OVERALL	0- 1	0- 2	6- 0				
2- 3	0- 0	0- 1	HOME	0- 0	0- 2	2- 0				
4- 1	0- 0	0- 1	AWAY	0- 0	0- 0	4- 0				
0- 1	0- 0	0- 0	NEUTRAL	0- 1	0- 0	0- 0				
3- 4	0- 0	0- 2	NON-CONFERENCE	0- 1	0- 1	3- 0				
1- 2	0- 0	0- 1	HOME	0- 0	0- 1	1- 0				
2- 1	0- 0	0- 1	AWAY	0- 0	0- 0	2- 0				
0- 1	0- 0	0- 0	NEUTRAL	0- 1	0- 0	0- 0				
3- 1	0- 0	0- 0	CONFERENCE	0- 0	0- 1	3- 0				
1- 1	0- 0	0- 0	HOME	0- 0	0- 1	1- 0				
2- 0	0- 0	0- 0	AWAY	0- 0	0- 0	2- 0				
0- 0	0- 0	0- 0	NEUTRAL	0- 0	0- 0	0- 0				

RPI S	Opponent	Score	RPI S	Opponent	Score	RPI S	Opponent	Score	RPI S	Opponent	Score	Team's RPI: 151
36	H Arizona	42 77	38	A South Dakota	64 96	96	N Santa Clara	58 68	127	H Northern Colo.	58 67	
									135	H Fresno St.	63 76	
									163	H Southern Utah	81 74	
									223	A Cal St. Fullerton	71 69	
									246	A Northern Ariz.	79 71	
									269	H Grand Canyon	72 67	
									343	A Utah Valley	63 52	
									348	A Sacramento St.	64 60	
LAST 10 Division I												
343	A Utah Valley	63 52	127	H Northern Colo.	58 67							
223	A Cal St. Fullerton	71 69	163	H Southern Utah	81 74							
96	N Santa Clara	58 68	348	A Sacramento St.	64 60							
36	H Arizona	42 77	246	A Northern Ariz.	79 71							
269	H Grand Canyon	72 67	38	A South Dakota	64 96							

Non-Div I Games: Mont. St.-Northern 98 45 Mont. St. Billings 70 53

Montana

Loss, Non-Conf, S Site, H Home A Away N Neutral

Average RPI Win:	241	WON-LOST	WINNING	LAST 10	STRENGTH OF	OPP. STRENGTH	TEAM	ADJ.	CONF.	ADJ CONF.
Average RPI Loss:	65	RECORD	PCT. RANK	GAMES	SCHEDULE	OF SCHEDULE	RPI	RPI	RPI	RPI
DIV. I ONLY	6- 5	143	5-5	94	200	114	114	21	21	
DIV. I NON-CONF.	2- 5	259	1-5	14	123	132	132	19	19	
TOTALS	RPI 1-25	RPI 26-50	W-L RECORDS	RPI 51-100	RPI 101-150	RPI 150+				
6- 5	0- 2	0- 1	OVERALL	0- 1	1- 0	5- 1				
3- 1	0- 1	0- 0	HOME	0- 0	1- 0	2- 0				
3- 2	0- 0	0- 1	AWAY	0- 1	0- 0	3- 0				
0- 2	0- 1	0- 0	NEUTRAL	0- 0	0- 0	0- 1				
2- 5	0- 2	0- 1	NON-CONFERENCE	0- 1	0- 0	2- 1				
1- 1	0- 1	0- 0	HOME	0- 0	0- 0	1- 0				
1- 2	0- 0	0- 1	AWAY	0- 1	0- 0	1- 0				
0- 2	0- 1	0- 0	NEUTRAL	0- 0	0- 0	0- 1				
4- 0	0- 0	0- 0	CONFERENCE	0- 0	1- 0	3- 0				
2- 0	0- 0	0- 0	HOME	0- 0	1- 0	1- 0				
2- 0	0- 0	0- 0	AWAY	0- 0	0- 0	2- 0				
0- 0	0- 0	0- 0	NEUTRAL	0- 0	0- 0	0- 0				

RPI 1-25				RPI 26-50				RPI 51-100				RPI 101+ Team's RPI: 114			
RPI	S	Opponent	Score	RPI	S	Opponent	Score	RPI	S	Opponent	Score	RPI	S	Opponent	Score
8	H	Gonzaga	55 70	49	A	Minnesota	60 71	100	A	South Dakota St.	50 60	127	H	Northern Colo.	91 58
11	N	Texas A&M	67 78									155	N	Wichita St.	64 66
												163	H	Southern Utah	91 65
												225	H	UC Davis	77 65
												246	A	Northern Ariz.	72 64
												336	A	Seattle U	73 65
												348	A	Sacramento St.	85 48
LAST 10 Division I															
155	N	Wichita St.	64 66	163	H	Southern Utah	91 65								
8	H	Gonzaga	55 70	127	H	Northern Colo.	91 58								
336	A	Seattle U	73 65	246	A	Northern Ariz.	72 64								
49	A	Minnesota	60 71	348	A	Sacramento St.	85 48								
100	A	South Dakota St.	50 60	11	N	Texas A&M	67 78								

Non-Div I Games: Carroll (MT) 67 33 Mont. St.-Northern 93 34

Montana St.

Average RPI Win:	270	WON-LOST	WINNING	LAST 10	STRENGTH OF	OPP. STRENGTH	TEAM	ADJ.	CONF.	ADJ CONF.
Average RPI Loss:	123	RECORD	PCT. RANK	GAMES	SCHEDULE	OF SCHEDULE	RPI	RPI	RPI	RPI
DIV. I ONLY	3- 9	281	3-7	128	259	284	284	20	20	
DIV. I NON-CONF.	2- 8	295	2-6	110	193	279	279	21	21	
TOTALS	RPI 1-25	RPI 26-50	W-L RECORDS	RPI 51-100	RPI 101-150	RPI 150+				
3- 9	0- 1	0- 1	OVERALL	0- 2	0- 1	3- 4				
3- 3	0- 0	0- 0	HOME	0- 1	0- 0	3- 2				
0- 6	0- 1	0- 1	AWAY	0- 1	0- 1	0- 2				
0- 0	0- 0	0- 0	NEUTRAL	0- 0	0- 0	0- 0				
2- 8	0- 1	0- 1	NON-CONFERENCE	0- 2	0- 1	2- 3				
2- 2	0- 0	0- 0	HOME	0- 1	0- 0	2- 1				
0- 6	0- 1	0- 1	AWAY	0- 1	0- 1	0- 2				
0- 0	0- 0	0- 0	NEUTRAL	0- 0	0- 0	0- 0				
1- 1	0- 0	0- 0	CONFERENCE	0- 0	0- 0	1- 1				
1- 1	0- 0	0- 0	HOME	0- 0	0- 0	1- 1				
0- 0	0- 0	0- 0	AWAY	0- 0	0- 0	0- 0				
0- 0	0- 0	0- 0	NEUTRAL	0- 0	0- 0	0- 0				

RPI 1-25				RPI 26-50				RPI 51-100				RPI 101+ Team's RPI: 284			
RPI	S	Opponent	Score	RPI	S	Opponent	Score	RPI	S	Opponent	Score	RPI	S	Opponent	Score
22	A	Kentucky	54 79	39	A	Baylor	47 94	86	H	N.C. A&T	56 74	125	A	Dayton	41 58
								88	A	Michigan St.	48 93	159	A	Bowling Green	65 79
												168	A	Valparaiso	53 55
												187	H	Tennessee Tech	55 75
												197	H	Saint Francis (PA)	65 54
												232	H	Stetson	55 58
												289	H	Radford	73 62
												324	H	Jacksonville St.	67 48
LAST 10 Division I															
125	A	Dayton	41 58	187	H	Tennessee Tech	55 75	324	H	Jacksonville St.	67 48	39	A	Baylor	47 94
289	H	Radford	73 62	86	H	N.C. A&T	56 74	168	A	Valparaiso	53 55	22	A	Kentucky	54 79
86	H	N.C. A&T	56 74	197	H	Saint Francis (PA)	65 54	88	A	Michigan St.	48 93				

Average RPI Win: 306		WON-LOST	WINNING	LAST 10	STRENGTH OF	OPP. STRENGTH	TEAM	ADJ.	CONF.	ADJ CONF.
Average RPI Loss: 188		RECORD	PCT. RANK	GAMES	SCHEDULE	OF SCHEDULE	RPI	RPI	RPI	RPI
DIV. I ONLY		3- 10	291	3-7	244	326	298	298	31	31
DIV. I NON-CONF.		2- 9	304	2-6	163	332	290	290	31	31
TOTALS	RPI 1-25	RPI 26-50		W-L RECORDS		RPI 51-100	RPI 101-150	RPI 150+		
3- 10	0- 0	0- 2		OVERALL		0- 2	0- 0	3- 6		
2- 0	0- 0	0- 0		HOME		0- 0	0- 0	2- 0		
1- 8	0- 0	0- 2		AWAY		0- 1	0- 0	1- 5		
0- 2	0- 0	0- 0		NEUTRAL		0- 1	0- 0	0- 1		
2- 9	0- 0	0- 2		NON-CONFERENCE		0- 2	0- 0	2- 5		
1- 0	0- 0	0- 0		HOME		0- 0	0- 0	1- 0		
1- 7	0- 0	0- 2		AWAY		0- 1	0- 0	1- 4		
0- 2	0- 0	0- 0		NEUTRAL		0- 1	0- 0	0- 1		
1- 1	0- 0	0- 0		CONFERENCE		0- 0	0- 0	1- 1		
1- 0	0- 0	0- 0		HOME		0- 0	0- 0	1- 0		
0- 1	0- 0	0- 0		AWAY		0- 0	0- 0	0- 1		
0- 0	0- 0	0- 0		NEUTRAL		0- 0	0- 0	0- 0		

RPI 1-25				RPI 26-50				RPI 51-100				RPI 101+				Team's RPI: 298	
RPI	S	Opponent	Score	RPI	S	Opponent	Score	RPI	S	Opponent	Score	RPI	S	Opponent	Score		
				34	A	Marquette	48 70	68	A	Nebraska	55 78	158	N	Akron	45 52		
				43	A	Michigan	48 80	92	N	Stony Brook	56 63	237	A	Delaware St.	61 69		
												276	H	Texas St.	72 62		
												287	A	Omaha	64 70		
												296	A	Marshall	57 52		
												308	A	UMBC	63 65		
												326	A	Saint Peter's	77 78		
												327	A	Hofstra	39 51		
												345	H	South Carolina St.	77 47		
LAST 10 Division I																	
				308	A	UMBC	63 65	345	H	South Carolina St.	77 47						
				327	A	Hofstra	39 51	237	A	Delaware St.	61 69						
				43	A	Michigan	48 80	158	N	Akron	45 52						
				326	A	Saint Peter's	77 78	92	N	Stony Brook	56 63						
				296	A	Marshall	57 52	276	H	Texas St.	72 62						

Non-Div I Games:	Washington Adventis	84	52	Notre Dame (MD)	113	34
------------------	---------------------	----	----	-----------------	-----	----

Morgan St.

Loss, Non-Conf, S Site, H Home A Away N Neutral

Average RPI Win:	264	WON-LOST	WINNING	LAST 10	STRENGTH OF	OPP. STRENGTH	TEAM	ADJ.	CONF.	ADJ CONF.
Average RPI Loss:	125	RECORD	PCT. RANK	GAMES	SCHEDULE	OF SCHEDULE	RPI	RPI	RPI	RPI
DIV. I ONLY	6- 7	188	6-4	268	138	227	227	30	30	
DIV. I NON-CONF.	4- 7	225	4-4	205	132	212	212	30	30	
TOTALS	RPI 1-25	RPI 26-50	W-L RECORDS	RPI 51-100	RPI 101-150	RPI 150+				
6- 7	0- 2	0- 0	OVERALL	0- 2	1- 0	5- 3				
4- 1	0- 0	0- 0	HOME	0- 1	0- 0	4- 0				
1- 5	0- 2	0- 0	AWAY	0- 1	0- 0	1- 2				
1- 1	0- 0	0- 0	NEUTRAL	0- 0	1- 0	0- 1				
4- 7	0- 2	0- 0	NON-CONFERENCE	0- 2	1- 0	3- 3				
2- 1	0- 0	0- 0	HOME	0- 1	0- 0	2- 0				
1- 5	0- 2	0- 0	AWAY	0- 1	0- 0	1- 2				
1- 1	0- 0	0- 0	NEUTRAL	0- 0	1- 0	0- 1				
2- 0	0- 0	0- 0	CONFERENCE	0- 0	0- 0	2- 0				
2- 0	0- 0	0- 0	HOME	0- 0	0- 0	2- 0				
0- 0	0- 0	0- 0	AWAY	0- 0	0- 0	0- 0				
0- 0	0- 0	0- 0	NEUTRAL	0- 0	0- 0	0- 0				

RPI 1-25				RPI 26-50				RPI 51-100				RPI 101+				Team's RPI: 227
RPI	S	Opponent	Score	RPI	S	Opponent	Score	RPI	S	Opponent	Score	RPI	S	Opponent	Score	
10	A	Indiana	52 75					51	A	Old Dominion	34 85	113	N	Richmond	75 67	
22	A	Kentucky	44 67					90	H	Lehigh	65 66	156	N	Hampton	60 68	
												252	A	Towson	57 73	
												262	H	Wagner	78 63	
												267	H	Loyola Maryland	81 75	
												289	A	Radford	75 58	
												293	A	UMES	76 78	
												308	H	UMBC	71 61	
												344	H	LIU Brooklyn	75 57	
LAST 10 Division I																
293	A	UMES	76 78	344	H	LIU Brooklyn	75 57									
90	H	Lehigh	65 66	262	H	Wagner	78 63									
267	H	Loyola Maryland	81 75	51	A	Old Dominion	34 85									
289	A	Radford	75 58	113	N	Richmond	75 67									
308	H	UMBC	71 61	156	N	Hampton	60 68									

Non-Div I Games: Frostburg St. 94 40

Mt. St. Mary's

Average RPI Win:	259	WON-LOST	WINNING	LAST 10	STRENGTH OF	OPP. STRENGTH	TEAM	ADJ.	CONF.	ADJ CONF.
Average RPI Loss:	58	RECORD	PCT. RANK	GAMES	SCHEDULE	OF SCHEDULE	RPI	RPI	RPI	RPI
DIV. I ONLY	6- 5	143	6-4	280	67	185	185	20	20	
DIV. I NON-CONF.	5- 4	140	5-3	307	51	180	180	21	21	
TOTALS	RPI 1-25	RPI 26-50	W-L RECORDS	RPI 51-100	RPI 101-150	RPI 150+				
6- 5	0- 2	0- 0	OVERALL	0- 2	1- 1	5- 0				
3- 2	0- 0	0- 0	HOME	0- 1	1- 1	2- 0				
3- 3	0- 2	0- 0	AWAY	0- 1	0- 0	3- 0				
0- 0	0- 0	0- 0	NEUTRAL	0- 0	0- 0	0- 0				
5- 4	0- 2	0- 0	NON-CONFERENCE	0- 1	0- 1	5- 0				
2- 1	0- 0	0- 0	HOME	0- 0	0- 1	2- 0				
3- 3	0- 2	0- 0	AWAY	0- 1	0- 0	3- 0				
0- 0	0- 0	0- 0	NEUTRAL	0- 0	0- 0	0- 0				
1- 1	0- 0	0- 0	CONFERENCE	0- 1	1- 0	0- 0				
1- 1	0- 0	0- 0	HOME	0- 1	1- 0	0- 0				
0- 0	0- 0	0- 0	AWAY	0- 0	0- 0	0- 0				
0- 0	0- 0	0- 0	NEUTRAL	0- 0	0- 0	0- 0				

RPI 1-25				RPI 26-50				RPI 51-100				RPI 101+ Team's RPI: 185			
RPI	S	Opponent	Score	RPI	S	Opponent	Score	RPI	S	Opponent	Score	RPI	S	Opponent	Score
3	A	Louisville	40 76					60	A	Southern Ill.	66 76	138	H	Southeast Mo. St.	70 62
13	A	Mississippi St.	43 124					65	H	UT Martin	64 89	150	H	Samford	56 84
												208	H	Arkansas St.	77 62
												259	A	Lipscomb	67 57
												271	H	Indiana St.	70 62
												332	A	Evansville	61 59
												346	A	Mississippi Val.	72 66
LAST 10 Division I															
332	A	Evansville	61 59	138	H	Southeast Mo. St.	70 62	65	H	UT Martin	64 89	150	H	Samford	56 84
208	H	Arkansas St.	77 62	65	H	UT Martin	64 89	60	A	Southern Ill.	66 76	271	H	Indiana St.	70 62
259	A	Lipscomb	67 57	150	H	Samford	56 84								
13	A	Mississippi St.	43 124												
346	A	Mississippi Val.	72 66												

Non-Div I Games: Cumberland (TN) 93 60 Christian Bros. 95 59

Murray St.

Loss, Non-Conf, S Site, H Home A Away N Neutral

Average RPI Win:	215	WON-LOST	WINNING	LAST 10	STRENGTH OF	OPP. STRENGTH	TEAM	ADJ.	CONF.	ADJ CONF.
Average RPI Loss:	67	RECORD	PCT. RANK	GAMES	SCHEDULE	OF SCHEDULE	RPI	RPI	RPI	RPI
DIV. I ONLY	7- 4	105	7-3	215	45	86	86	31	31	
DIV. I NON-CONF.	6- 4	122	6-3	131	18	68	68	31	31	
TOTALS	RPI 1-25	RPI 26-50	W-L RECORDS	RPI 51-100	RPI 101-150	RPI 150+				
7- 4	0- 1	0- 1	OVERALL	1- 1	0- 0	6- 1				
3- 0	0- 0	0- 0	HOME	1- 0	0- 0	2- 0				
3- 3	0- 1	0- 0	AWAY	0- 1	0- 0	3- 1				
1- 1	0- 0	0- 1	NEUTRAL	0- 0	0- 0	1- 0				
6- 4	0- 1	0- 1	NON-CONFERENCE	1- 1	0- 0	5- 1				
2- 0	0- 0	0- 0	HOME	1- 0	0- 0	1- 0				
3- 3	0- 1	0- 0	AWAY	0- 1	0- 0	3- 1				
1- 1	0- 0	0- 1	NEUTRAL	0- 0	0- 0	1- 0				
1- 0	0- 0	0- 0	CONFERENCE	0- 0	0- 0	1- 0				
1- 0	0- 0	0- 0	HOME	0- 0	0- 0	1- 0				
0- 0	0- 0	0- 0	AWAY	0- 0	0- 0	0- 0				
0- 0	0- 0	0- 0	NEUTRAL	0- 0	0- 0	0- 0				

RPI 1-25				RPI 26-50				RPI 51-100 Team's RPI: 86				RPI 101+			
RPI	S	Opponent	Score	RPI	S	Opponent	Score	RPI	S	Opponent	Score	RPI	S	Opponent	Score
16	A	NC State	44 80	29	N	Miami (FL)	67 68	64	A	Georgia	54 72	158	A	Akron	52 64
								99	H	UNC Greensboro	57 48	167	A	Clemson	82 74
												172	A	VCU	69 58
												208	N	Arkansas St.	55 50
												224	H	ETSU	80 69
												284	A	Morehead St.	74 56
												350	H	Florida A&M	71 44
LAST 10 Division I															
				284	A	Morehead St.	74 56					350	H	Florida A&M	71 44
				208	N	Arkansas St.	55 50					172	A	VCU	69 58
				29	N	Miami (FL)	67 68					167	A	Clemson	82 74
				224	H	ETSU	80 69					158	A	Akron	52 64
				64	A	Georgia	54 72					99	H	UNC Greensboro	57 48

Non-Div I Games: Saint Augustine's 75 44 Johnson & Wales (NC121 61

N.C. A&T

Loss, Non-Conf, S Site, H Home A Away N Neutral

N.C. Central

Through Games Of Jan. 7, 2020

Average RPI Win:	292	WON-LOST	WINNING	LAST 10	STRENGTH OF	OPP. STRENGTH	TEAM	ADJ.	CONF.	ADJ CONF.
Average RPI Loss:	180	RECORD	PCT. RANK	GAMES	SCHEDULE	OF SCHEDULE	RPI	RPI	RPI	RPI
DIV. I ONLY	3- 9	281	3-7	284	274	314	314	31	31	
DIV. I NON-CONF.	2- 9	304	2-7	228	260	309	309	31	31	
TOTALS	RPI 1-25	RPI 26-50	W-L RECORDS	RPI 51-100	RPI 101-150	RPI 150+				
3- 9	0- 1	0- 0	OVERALL	0- 1	0- 2	3- 5				
2- 3	0- 0	0- 0	HOME	0- 0	0- 0	2- 3				
1- 5	0- 1	0- 0	AWAY	0- 1	0- 2	1- 1				
0- 1	0- 0	0- 0	NEUTRAL	0- 0	0- 0	0- 1				
2- 9	0- 1	0- 0	NON-CONFERENCE	0- 1	0- 2	2- 5				
1- 3	0- 0	0- 0	HOME	0- 0	0- 0	1- 3				
1- 5	0- 1	0- 0	AWAY	0- 1	0- 2	1- 1				
0- 1	0- 0	0- 0	NEUTRAL	0- 0	0- 0	0- 1				
1- 0	0- 0	0- 0	CONFERENCE	0- 0	0- 0	1- 0				
1- 0	0- 0	0- 0	HOME	0- 0	0- 0	1- 0				
0- 0	0- 0	0- 0	AWAY	0- 0	0- 0	0- 0				
0- 0	0- 0	0- 0	NEUTRAL	0- 0	0- 0	0- 0				

RPI S	Opponent	Score	RPI S	Opponent	Score	RPI S	Opponent	Score	RPI S	Opponent	Score	Team's RPI: 314
14	A Iowa	50 102				84	A CSU Bakersfield	71 80	109	A California	69 90	
									112	A North Carolina	53 92	
									182	H Campbell	67 64	
									203	N Penn St.	68 92	
									236	A Col. of Charleston	78 85	
									257	H Winthrop	46 56	
									288	H High Point	58 78	
									321	H FIU	58 59	
									344	A LIU Brooklyn	61 59	
									350	H Florida A&M	66 57	
LAST 10 Division I												
84	A CSU Bakersfield	71 80	350	H Florida A&M	66 57							
203	N Penn St.	68 92	344	A LIU Brooklyn	61 59							
109	A California	69 90	14	A Iowa	50 102							
288	H High Point	58 78	112	A North Carolina	53 92							
182	H Campbell	67 64	321	H FIU	58 59							

Non-Div I Games: Washington Adventist 83 48 Lincoln (PA) 53 68

N.C. Central

Loss, Non-Conf, S Site, H Home A Away N Neutral

Average RPI Win:	132	WON-LOST	WINNING	LAST 10	STRENGTH OF	OPP. STRENGTH	TEAM	ADJ.	CONF.	ADJ CONF.
Average RPI Loss:	0	RECORD	PCT. RANK	GAMES	SCHEDULE	OF SCHEDULE	RPI	RPI	RPI	RPI
DIV. I ONLY	14- 0	1	10-0	139	7	16	16	3	3	
DIV. I NON-CONF.	11- 0	1	7-0	195	31	18	18	2	2	
TOTALS	RPI 1-25	RPI 26-50	W-L RECORDS	RPI 51-100	RPI 101-150	RPI 150+				
14- 0	2- 0	1- 0	OVERALL	3- 0	3- 0	5- 0				
9- 0	2- 0	1- 0	HOME	1- 0	1- 0	4- 0				
3- 0	0- 0	0- 0	AWAY	1- 0	2- 0	0- 0				
2- 0	0- 0	0- 0	NEUTRAL	1- 0	0- 0	1- 0				
11- 0	1- 0	0- 0	NON-CONFERENCE	2- 0	3- 0	5- 0				
7- 0	1- 0	0- 0	HOME	1- 0	1- 0	4- 0				
2- 0	0- 0	0- 0	AWAY	0- 0	2- 0	0- 0				
2- 0	0- 0	0- 0	NEUTRAL	1- 0	0- 0	1- 0				
3- 0	1- 0	1- 0	CONFERENCE	1- 0	0- 0	0- 0				
2- 0	1- 0	1- 0	HOME	0- 0	0- 0	0- 0				
1- 0	0- 0	0- 0	AWAY	1- 0	0- 0	0- 0				
0- 0	0- 0	0- 0	NEUTRAL	0- 0	0- 0	0- 0				

RPI S	Opponent	Score	RPI S	Opponent	Score	RPI S	Opponent	Score	RPI S	Opponent	Score
18	H Virginia Tech	76 69	32	H Virginia	80 60	67	N Texas	84 73	103	H Elon	62 49
25	H Maryland	66 59				86	H N.C. A&T	80 44	122	A Saint Mary's (CA)	87 70
						93	A Boston College	72 54	147	A Hawaii	68 59
									174	H Lamar University	81 40
									222	H Chattanooga	74 38
									231	N North Texas	76 65
									251	H Maine	62 34
									282	H UNCW	80 40
LAST 10 Division I											
25	H Maryland	66 59	32	H Virginia	80 60						
231	N North Texas	76 65	18	H Virginia Tech	76 69						
147	A Hawaii	68 59	93	A Boston College	72 54						
67	N Texas	84 73	222	H Chattanooga	74 38						
122	A Saint Mary's (CA)	87 70	103	H Elon	62 49						

Non-Div I Games:

NC State

Average RPI Win:	316	WON-LOST	WINNING	LAST 10	STRENGTH OF	OPP. STRENGTH	TEAM	ADJ.	CONF.	ADJ CONF.
Average RPI Loss:	181	RECORD	PCT. RANK	GAMES	SCHEDULE	OF SCHEDULE	RPI	RPI	RPI	RPI
DIV. I ONLY	3- 11	302	3-7	238	341	313	313	16	16	
DIV. I NON-CONF.	3- 10	282	3-6	240	344	312	312	14	14	
TOTALS	RPI 1-25	RPI 26-50	W-L RECORDS	RPI 51-100	RPI 101-150	RPI 150+				
3- 11	0- 0	0- 1	OVERALL	0- 2	0- 3	3- 5				
2- 4	0- 0	0- 0	HOME	0- 2	0- 1	2- 1				
1- 7	0- 0	0- 1	AWAY	0- 0	0- 2	1- 4				
0- 0	0- 0	0- 0	NEUTRAL	0- 0	0- 0	0- 0				
3- 10	0- 0	0- 1	NON-CONFERENCE	0- 1	0- 3	3- 5				
2- 3	0- 0	0- 0	HOME	0- 1	0- 1	2- 1				
1- 7	0- 0	0- 1	AWAY	0- 0	0- 2	1- 4				
0- 0	0- 0	0- 0	NEUTRAL	0- 0	0- 0	0- 0				
0- 1	0- 0	0- 0	CONFERENCE	0- 1	0- 0	0- 0				
0- 1	0- 0	0- 0	HOME	0- 1	0- 0	0- 0				
0- 0	0- 0	0- 0	AWAY	0- 0	0- 0	0- 0				
0- 0	0- 0	0- 0	NEUTRAL	0- 0	0- 0	0- 0				

RPI	S	Opponent	Score	RPI	S	Opponent	Score	RPI	S	Opponent	Score	RPI	S	Opponent	Score	Team's RPI: 313
28	A	Colorado	57	80	91	H	Penn	51	85	111	H	Colgate	52	79		
					98	H	Liberty	53	67	145	A	Cornell	44	68		
										149	A	Columbia	43	99		
										153	A	Binghamton	40	75		
										262	A	Wagner	59	61		
										280	H	St. Francis Brooklyn	88	69		
										292	A	Vermont	59	65		
										323	A	Air Force	48	68		
										326	H	Saint Peter's	76	73		
										339	H	Fairleigh Dickinson	59	68		
										341	A	Hartford	61	52		
LAST 10 Division I																
341	A	Hartford	61	52	98	H	Liberty	53	67							
326	H	Saint Peter's	76	73	153	A	Binghamton	40	75							
280	H	St. Francis Brooklyn	88	69	149	A	Columbia	43	99							
262	A	Wagner	59	61	292	A	Vermont	59	65							
145	A	Cornell	44	68	339	H	Fairleigh Dickinson	59	68							

Non-Div I Games:

NJIT

Average RPI Win:	234	WON-LOST	WINNING	LAST 10	STRENGTH OF	OPP. STRENGTH	TEAM	ADJ.	CONF.	ADJ CONF.
Average RPI Loss:	176	RECORD	PCT. RANK	GAMES	SCHEDULE	OF SCHEDULE	RPI	RPI	RPI	RPI
DIV. I ONLY	4- 8	243	3-7	243	255	278	278	14	14	
DIV. I NON-CONF.	4- 6	212	3-5	299	250	285	285	13	13	
TOTALS	RPI 1-25	RPI 26-50	W-L RECORDS	RPI 51-100	RPI 101-150	RPI 150+				
4- 8	0- 0	0- 0	OVERALL	0- 1	0- 3	4- 4				
3- 2	0- 0	0- 0	HOME	0- 0	0- 1	3- 1				
1- 6	0- 0	0- 0	AWAY	0- 1	0- 2	1- 3				
0- 0	0- 0	0- 0	NEUTRAL	0- 0	0- 0	0- 0				
4- 6	0- 0	0- 0	NON-CONFERENCE	0- 0	0- 2	4- 4				
3- 1	0- 0	0- 0	HOME	0- 0	0- 0	3- 1				
1- 5	0- 0	0- 0	AWAY	0- 0	0- 2	1- 3				
0- 0	0- 0	0- 0	NEUTRAL	0- 0	0- 0	0- 0				
0- 2	0- 0	0- 0	CONFERENCE	0- 1	0- 1	0- 0				
0- 1	0- 0	0- 0	HOME	0- 0	0- 1	0- 0				
0- 1	0- 0	0- 0	AWAY	0- 1	0- 0	0- 0				
0- 0	0- 0	0- 0	NEUTRAL	0- 0	0- 0	0- 0				

RPI S	Opponent	Score	RPI S	Opponent	Score	RPI S	Opponent	Score	RPI S	Opponent	Score	Team's RPI: 278
						90	A Lehigh	40 70	107	H Holy Cross	49 58	
									112	A North Carolina	40 80	
									121	A Saint Joseph's	40 49	
									161	H George Mason	58 67	
									167	A Clemson	65 52	
									195	H La Salle	61 46	
									249	H Kennesaw St.	82 62	
									251	A Maine	41 46	
									270	A Fairfield	52 66	
									292	A Vermont	56 64	
									323	H Air Force	67 59	
LAST 10 Division I												
195	H La Salle	61 46	107	H Holy Cross	49 58							
249	H Kennesaw St.	82 62	90	A Lehigh	40 70							
323	H Air Force	67 59	121	A Saint Joseph's	40 49							
251	A Maine	41 46	161	H George Mason	58 67							
292	A Vermont	56 64	270	A Fairfield	52 66							

Non-Div I Games: Stevenson 70 36

Navy

Loss, Non-Conf, S Site, H Home A Away N Neutral

Nebraska

Through Games Of Jan. 7, 2020

Average RPI Win:	181	WON-LOST	WINNING	LAST 10	STRENGTH OF	OPP. STRENGTH	TEAM	ADJ.	CONF.	ADJ CONF.
Average RPI Loss:	53	RECORD	PCT. RANK	GAMES	SCHEDULE	OF SCHEDULE	RPI	RPI	RPI	RPI
DIV. I ONLY	12- 2	26	8-2	241	19	68	68	2	2	
DIV. I NON-CONF.	10- 1	19	6-1	322	30	110	110	3	3	
TOTALS	RPI 1-25	RPI 26-50	W-L RECORDS	RPI 51-100	RPI 101-150	RPI 150+				
12- 2	1- 1	2- 0	OVERALL	0- 1	1- 0	8- 0				
9- 1	1- 1	2- 0	HOME	0- 0	0- 0	6- 0				
1- 1	0- 0	0- 0	AWAY	0- 1	0- 0	1- 0				
2- 0	0- 0	0- 0	NEUTRAL	0- 0	1- 0	1- 0				
10- 1	0- 1	1- 0	NON-CONFERENCE	0- 0	1- 0	8- 0				
7- 1	0- 1	1- 0	HOME	0- 0	0- 0	6- 0				
1- 0	0- 0	0- 0	AWAY	0- 0	0- 0	1- 0				
2- 0	0- 0	0- 0	NEUTRAL	0- 0	1- 0	1- 0				
2- 1	1- 0	1- 0	CONFERENCE	0- 1	0- 0	0- 0				
2- 0	1- 0	1- 0	HOME	0- 0	0- 0	0- 0				
0- 1	0- 0	0- 0	AWAY	0- 1	0- 0	0- 0				
0- 0	0- 0	0- 0	NEUTRAL	0- 0	0- 0	0- 0				

RPI 1-25				RPI 26-50				RPI 51-100				Team's RPI: 68	RPI 101+			
RPI	S	Opponent	Score	RPI	S	Opponent	Score	RPI	S	Opponent	Score		RPI	S	Opponent	Score
14	H	Iowa	78 69	37	H	Duke	83 79	88	A	Michigan St.	70 78		105	N	Southern California	67 54
17	H	Creighton	74 79	49	H	Minnesota	72 58						176	A	Missouri	90 85
													220	H	Southern U.	73 39
													228	N	Sacred Heart	72 49
													235	H	Manhattan	71 51
													258	H	Oral Roberts	77 67
													261	H	Alabama A&M	68 46
													290	H	SIUE	63 49
													298	H	Morgan St.	78 55
LAST 10 Division I																
				37	H	Duke	83 79	49	H	Minnesota	72 58					
				228	N	Sacred Heart	72 49	88	A	Michigan St.	70 78					
				105	N	Southern California	67 54	14	H	Iowa	78 69					
				17	H	Creighton	74 79	235	H	Manhattan	71 51					
				220	H	Southern U.	73 39	258	H	Oral Roberts	77 67					

Non-Div I Games:

Nebraska

Loss,
Non-Conf, S Site,
H Home
A Away
N Neutral

Average RPI Win: 303		WON-LOST	WINNING	LAST 10	STRENGTH OF	OPP. STRENGTH	TEAM	ADJ.	CONF.	ADJ CONF.
Average RPI Loss: 183		RECORD	PCT. RANK	GAMES	SCHEDULE	OF SCHEDULE	RPI	RPI	RPI	RPI
DIV. I ONLY		6- 7	188	3-7	333	319	300	300	22	22
DIV. I NON-CONF.		6- 4	122	3-4	336	333	269	269	25	25
TOTALS		RPI 1-25	RPI 26-50	W-L RECORDS	RPI 51-100	RPI 101-150	RPI 150+			
6- 7	0- 0		0- 0	OVERALL	0- 1	1- 1	5- 5			
4- 2	0- 0		0- 0	HOME	0- 0	1- 0	3- 2			
1- 5	0- 0		0- 0	AWAY	0- 1	0- 1	1- 3			
1- 0	0- 0		0- 0	NEUTRAL	0- 0	0- 0	1- 0			
6- 4	0- 0		0- 0	NON-CONFERENCE	0- 0	1- 1	5- 3			
4- 1	0- 0		0- 0	HOME	0- 0	1- 0	3- 1			
1- 3	0- 0		0- 0	AWAY	0- 0	0- 1	1- 2			
1- 0	0- 0		0- 0	NEUTRAL	0- 0	0- 0	1- 0			
0- 3	0- 0		0- 0	CONFERENCE	0- 1	0- 0	0- 2			
0- 1	0- 0		0- 0	HOME	0- 0	0- 0	0- 1			
0- 2	0- 0		0- 0	AWAY	0- 1	0- 0	0- 1			
0- 0	0- 0		0- 0	NEUTRAL	0- 0	0- 0	0- 0			

RPI 1-25				RPI 26-50				RPI 51-100				RPI 101+				Team's RPI: 300	
RPI	S	Opponent	Score	RPI	S	Opponent	Score	RPI	S	Opponent	Score	RPI	S	Opponent	Score		
								80	A	Boise St.	40	54	105	A	Southern California	47	50
													122	H	Saint Mary's (CA)	78	72
													165	A	Utah	62	68
													177	H	SFA	65	80
													190	A	Portland St.	75	80
													238	A	Colorado St.	70	75
													323	H	Air Force	61	68
													325	H	Cal Poly	71	40
													331	N	UTRGV	62	57
													343	A	Utah Valley	60	57
													347	H	Chicago St.	80	60
													348	H	Sacramento St.	83	72
LAST 10 Division I																	
				165	A	Utah	62	68	80	A	Boise St.	40	54				
				323	H	Air Force	61	68	238	A	Colorado St.	70	75				
				177	H	SFA	65	80	325	H	Cal Poly	71	40				
				347	H	Chicago St.	80	60	331	N	UTRGV	62	57				
				190	A	Portland St.	75	80	105	A	Southern California	47	50				

Non-Div I Games:	Stanislaus St.	80	62
------------------	----------------	----	----

Nevada

Loss, Non-Conf, S Site, H Home A Away N Neutral

New Hampshire

Through Games Of Jan. 7, 2020

Average RPI Win:	332	WON-LOST	WINNING	LAST 10	STRENGTH OF	OPP. STRENGTH	TEAM	ADJ.	CONF.	ADJ CONF.
Average RPI Loss:	174	RECORD	PCT. RANK	GAMES	SCHEDULE	OF SCHEDULE	RPI	RPI	RPI	RPI
DIV. I ONLY	3- 10	291	2-8	281	293	316	316	28	28	
DIV. I NON-CONF.	2- 9	304	1-7	215	294	307	307	29	29	
TOTALS	RPI 1-25	RPI 26-50	W-L RECORDS	RPI 51-100	RPI 101-150	RPI 150+				
3- 10	0- 1	0- 1	OVERALL	0- 0	0- 2	3- 6				
2- 3	0- 0	0- 0	HOME	0- 0	0- 0	2- 3				
1- 7	0- 1	0- 1	AWAY	0- 0	0- 2	1- 3				
0- 0	0- 0	0- 0	NEUTRAL	0- 0	0- 0	0- 0				
2- 9	0- 1	0- 1	NON-CONFERENCE	0- 0	0- 2	2- 5				
1- 3	0- 0	0- 0	HOME	0- 0	0- 0	1- 3				
1- 6	0- 1	0- 1	AWAY	0- 0	0- 2	1- 2				
0- 0	0- 0	0- 0	NEUTRAL	0- 0	0- 0	0- 0				
1- 1	0- 0	0- 0	CONFERENCE	0- 0	0- 0	1- 1				
1- 0	0- 0	0- 0	HOME	0- 0	0- 0	1- 0				
0- 1	0- 0	0- 0	AWAY	0- 0	0- 0	0- 1				
0- 0	0- 0	0- 0	NEUTRAL	0- 0	0- 0	0- 0				

RPI 1-25				RPI 26-50				RPI 51-100				RPI 101+ Team's RPI: 316			
RPI	S	Opponent	Score	RPI	S	Opponent	Score	RPI	S	Opponent	Score	RPI	S	Opponent	Score
19	A	Princeton	37 77	39	A	Baylor	29 97					107	A	Holy Cross	61 82
												137	A	Massachusetts	65 67
												193	A	Merrimack	54 64
												199	A	Dartmouth	47 66
												204	H	Boston U.	64 78
												263	H	Brown	68 76
												268	A	UMass Lowell	53 58
												306	H	North Dakota St.	61 67
												318	A	Bryant	68 56
												337	H	Central Conn. St.	70 59
												341	H	Hartford	72 71
LAST 10 Division I															
337	H	Central Conn. St.	70 59	341	H	Hartford	72 71								
137	A	Massachusetts	65 67	268	A	UMass Lowell	53 58								
306	H	North Dakota St.	61 67	19	A	Princeton	37 77								
263	H	Brown	68 76	107	A	Holy Cross	61 82								
193	A	Merrimack	54 64	199	A	Dartmouth	47 66								

Non-Div I Games: Wheaton (MA) 89 44

New Hampshire

Loss, Non-Conf, S Site, H Home A Away N Neutral

Average RPI Win:	216	WON-LOST	WINNING	LAST 10	STRENGTH OF	OPP. STRENGTH	TEAM	ADJ.	CONF.	ADJ CONF.
Average RPI Loss:	134	RECORD	PCT. RANK	GAMES	SCHEDULE	OF SCHEDULE	RPI	RPI	RPI	RPI
DIV. I ONLY	8- 7	163	3-7	180	147	184	184	22	22	
DIV. I NON-CONF.	8- 4	90	3-4	204	138	133	133	25	25	
TOTALS	RPI 1-25	RPI 26-50	W-L RECORDS	RPI 51-100	RPI 101-150	RPI 150+				
8- 7	0- 0	0- 1	OVERALL	0- 3	2- 0	6- 3				
5- 4	0- 0	0- 0	HOME	0- 1	2- 0	3- 3				
2- 2	0- 0	0- 0	AWAY	0- 2	0- 0	2- 0				
1- 1	0- 0	0- 1	NEUTRAL	0- 0	0- 0	1- 0				
8- 4	0- 0	0- 1	NON-CONFERENCE	0- 2	2- 0	6- 1				
5- 2	0- 0	0- 0	HOME	0- 1	2- 0	3- 1				
2- 1	0- 0	0- 0	AWAY	0- 1	0- 0	2- 0				
1- 1	0- 0	0- 1	NEUTRAL	0- 0	0- 0	1- 0				
0- 3	0- 0	0- 0	CONFERENCE	0- 1	0- 0	0- 2				
0- 2	0- 0	0- 0	HOME	0- 0	0- 0	0- 2				
0- 1	0- 0	0- 0	AWAY	0- 1	0- 0	0- 0				
0- 0	0- 0	0- 0	NEUTRAL	0- 0	0- 0	0- 0				

RPI 1-25				RPI 26-50				RPI 51-100				RPI 101+ Team's RPI: 184			
RPI	S	Opponent	Score	RPI	S	Opponent	Score	RPI	S	Opponent	Score	RPI	S	Opponent	Score
				35	N	West Virginia	60 73	52	A	Arizona St.	47 84	115	H	Houston	81 71
								80	A	Boise St.	82 83	119	H	Providence	86 68
								89	H	Ball St.	57 70	176	N	Missouri	71 68
												189	H	Wyoming	66 73
												209	H	San Jose St.	80 81
												226	A	UTEP	93 78
												241	H	UC Riverside	80 70
												246	H	Northern Ariz.	83 76
												285	H	LMU (CA)	72 73
												302	A	New Mexico St.	86 67
												302	H	New Mexico St.	107 53
LAST 10 Division I															
				52	A	Arizona St.	47 84	209	H	San Jose St.	80 81				
				189	H	Wyoming	66 73	89	H	Ball St.	57 70				
				80	A	Boise St.	82 83	285	H	LMU (CA)	72 73				
				35	N	West Virginia	60 73	119	H	Providence	86 68				
				176	N	Missouri	71 68	302	H	New Mexico St.	107 53				

Non-Div I Games: Northern N.M. 92 44

New Mexico

■ Loss,
 ■ Non-Conf, S Site,
 ■ Home
 ■ Away
 N Neutral

Average RPI Win:	294	WON-LOST	WINNING	LAST 10	STRENGTH OF	OPP. STRENGTH	TEAM	ADJ.	CONF.	ADJ CONF.
Average RPI Loss:	192	RECORD	PCT. RANK	GAMES	SCHEDULE	OF SCHEDULE	RPI	RPI	RPI	RPI
DIV. I ONLY	3- 10	291	2-8	207	322	302	302	32	32	
DIV. I NON-CONF.	2- 10	313	1-8	200	312	311	311	32	32	
TOTALS	RPI 1-25	RPI 26-50	W-L RECORDS	RPI 51-100	RPI 101-150	RPI 150+				
3- 10	0- 0	0- 0	OVERALL	0- 2	0- 0	3- 8				
2- 5	0- 0	0- 0	HOME	0- 1	0- 0	2- 4				
1- 3	0- 0	0- 0	AWAY	0- 1	0- 0	1- 2				
0- 2	0- 0	0- 0	NEUTRAL	0- 0	0- 0	0- 2				
2- 10	0- 0	0- 0	NON-CONFERENCE	0- 2	0- 0	2- 8				
1- 5	0- 0	0- 0	HOME	0- 1	0- 0	1- 4				
1- 3	0- 0	0- 0	AWAY	0- 1	0- 0	1- 2				
0- 2	0- 0	0- 0	NEUTRAL	0- 0	0- 0	0- 2				
1- 0	0- 0	0- 0	CONFERENCE	0- 0	0- 0	1- 0				
1- 0	0- 0	0- 0	HOME	0- 0	0- 0	1- 0				
0- 0	0- 0	0- 0	AWAY	0- 0	0- 0	0- 0				
0- 0	0- 0	0- 0	NEUTRAL	0- 0	0- 0	0- 0				

RPI 1-25				RPI 26-50				RPI 51-100				RPI 101+				Team's RPI: 302	
RPI	S	Opponent	Score	RPI	S	Opponent	Score	RPI	S	Opponent	Score	RPI	S	Opponent	Score		
								52	H	Arizona St.	47	70	154	N	Western Mich.	76	79
								75	A	Abilene Christian	54	67	184	A	New Mexico	53	107
													184	H	New Mexico	67	86
													226	A	UTEP	45	65
													226	H	UTEP	57	63
													241	H	UC Riverside	58	60
													255	H	Pepperdine	69	72
													286	A	Denver	78	75
													294	H	California Baptist	57	56
													301	H	Weber St.	77	47
													319	N	Georgia St.	51	59
LAST 10 Division I																	
				154	N	Western Mich.	76	79		294	H	California Baptist	57	56			
				319	N	Georgia St.	51	59		75	A	Abilene Christian	54	67			
				226	A	UTEP	45	65		52	H	Arizona St.	47	70			
				255	H	Pepperdine	69	72		184	A	New Mexico	53	107			
				184	H	New Mexico	67	86		301	H	Weber St.	77	47			

Non-Div I Games: Western N.M. 75 56

New Mexico St.

■ Loss,
 ■ Non-Conf, S Site,
 ■ Home
 ■ Away
 N Neutral

New Orleans

Through Games Of Jan. 7, 2020

Average RPI Win:	187	WON-LOST	WINNING	LAST 10	STRENGTH OF	OPP. STRENGTH	TEAM	ADJ.	CONF.	ADJ CONF.
Average RPI Loss:	127	RECORD	PCT. RANK	GAMES	SCHEDULE	OF SCHEDULE	RPI	RPI	RPI	RPI
DIV. I ONLY	4- 7	233	4-6	12	327	117	117	25	25	
DIV. I NON-CONF.	2- 5	259	2-4	16	285	136	136	24	24	
TOTALS	RPI 1-25	RPI 26-50	W-L RECORDS	RPI 51-100	RPI 101-150	RPI 150+				
4- 7	0- 0	0- 2	OVERALL	0- 2	1- 0	3- 3				
2- 2	0- 0	0- 0	HOME	0- 0	1- 0	1- 2				
2- 5	0- 0	0- 2	AWAY	0- 2	0- 0	2- 1				
0- 0	0- 0	0- 0	NEUTRAL	0- 0	0- 0	0- 0				
2- 5	0- 0	0- 2	NON-CONFERENCE	0- 1	1- 0	1- 2				
1- 1	0- 0	0- 0	HOME	0- 0	1- 0	0- 1				
1- 4	0- 0	0- 2	AWAY	0- 1	0- 0	1- 1				
0- 0	0- 0	0- 0	NEUTRAL	0- 0	0- 0	0- 0				
2- 2	0- 0	0- 0	CONFERENCE	0- 1	0- 0	2- 1				
1- 1	0- 0	0- 0	HOME	0- 0	0- 0	1- 1				
1- 1	0- 0	0- 0	AWAY	0- 1	0- 0	1- 0				
0- 0	0- 0	0- 0	NEUTRAL	0- 0	0- 0	0- 0				

RPI S	Opponent	Score	RPI S	Opponent	Score	RPI S	Opponent	Score	RPI S	Opponent	Score	Team's RPI: 117
44	A Arkansas	52 82	48	A LSU	49 83	75	A Abilene Christian	62 76	140	H North Dakota	79 73	
						81	A Iowa St.	53 71	174	A Lamar University	62 57	
									177	H SFA	53 50	
									179	H Louisiana	60 65	
									188	H Sam Houston St.	46 78	
									256	A Ole Miss	69 64	
									276	A Texas St.	49 51	
LAST 10 Division I												
81	A Iowa St.	53 71	177	H SFA	53 50							
276	A Texas St.	49 51	174	A Lamar University	62 57							
179	H Louisiana	60 65	140	H North Dakota	79 73							
256	A Ole Miss	69 64	188	H Sam Houston St.	46 78							
44	A Arkansas	52 82	75	A Abilene Christian	62 76							

Non-Div I Games: Pensacola Christian91 31 Tougaloo 91 69

New Orleans

Loss, Non-Conf, S Site, H Home A Away N Neutral

Niagara

Through Games Of Jan. 7, 2020

Average RPI Win:	318	WON-LOST	WINNING	LAST 10	STRENGTH OF	OPP. STRENGTH	TEAM	ADJ.	CONF.	ADJ CONF.
Average RPI Loss:	149	RECORD	PCT. RANK	GAMES	SCHEDULE	OF SCHEDULE	RPI	RPI	RPI	RPI
DIV. I ONLY	2- 9	312	2-8	109	334	254	254	24	24	
DIV. I NON-CONF.	2- 7	288	2-6	128	327	252	252	23	23	
TOTALS	RPI 1-25	RPI 26-50	W-L RECORDS	RPI 51-100	RPI 101-150	RPI 150+				
2- 9	0- 0	0- 1	OVERALL	0- 1	0- 3	2- 4				
1- 1	0- 0	0- 0	HOME	0- 1	0- 0	1- 0				
1- 8	0- 0	0- 1	AWAY	0- 0	0- 3	1- 4				
0- 0	0- 0	0- 0	NEUTRAL	0- 0	0- 0	0- 0				
2- 7	0- 0	0- 1	NON-CONFERENCE	0- 1	0- 2	2- 3				
1- 1	0- 0	0- 0	HOME	0- 1	0- 0	1- 0				
1- 6	0- 0	0- 1	AWAY	0- 0	0- 2	1- 3				
0- 0	0- 0	0- 0	NEUTRAL	0- 0	0- 0	0- 0				
0- 2	0- 0	0- 0	CONFERENCE	0- 0	0- 1	0- 1				
0- 0	0- 0	0- 0	HOME	0- 0	0- 0	0- 0				
0- 2	0- 0	0- 0	AWAY	0- 0	0- 1	0- 1				
0- 0	0- 0	0- 0	NEUTRAL	0- 0	0- 0	0- 0				

RPI S	Opponent	Score	RPI S	Opponent	Score	RPI S	Opponent	Score	RPI S	Opponent	Score	Team's RPI: 254
40	A Rutgers	37 87	59	H Buffalo	67 81	111	A Colgate	72 85	132	A Rider	75 79	
						145	A Cornell	59 82	153	A Binghamton	55 74	
						191	A Howard	42 91	235	A Manhattan	65 68	
						275	A St. Bonaventure	67 71	295	H Oakland	77 63	
						340	A Coppin St.	82 67				
LAST 10 Division I												
295	H Oakland	77 63	235	A Manhattan	65 68							
145	A Cornell	59 82	132	A Rider	75 79							
153	A Binghamton	55 74	340	A Coppin St.	82 67							
40	A Rutgers	37 87	191	A Howard	42 91							
59	H Buffalo	67 81	111	A Colgate	72 85							

Non-Div I Games:

Niagara

Loss, Non-Conf, S Site, H Home A Away N Neutral

Average RPI Win:	351	WON-LOST	WINNING	LAST 10	STRENGTH OF	OPP. STRENGTH	TEAM	ADJ.	CONF.	ADJ CONF.
Average RPI Loss:	138	RECORD	PCT. RANK	GAMES	SCHEDULE	OF SCHEDULE	RPI	RPI	RPI	RPI
DIV. I ONLY	1- 10	331	1-9	107	309	305	305	25	25	
DIV. I NON-CONF.	1- 6	318	1-5	72	147	254	254	24	24	
TOTALS	RPI 1-25	RPI 26-50	W-L RECORDS	RPI 51-100	RPI 101-150	RPI 150+				
1- 10	0- 2	0- 1	OVERALL	0- 2	0- 0	1- 5				
1- 1	0- 0	0- 0	HOME	0- 1	0- 0	1- 0				
0- 8	0- 2	0- 1	AWAY	0- 0	0- 0	0- 5				
0- 1	0- 0	0- 0	NEUTRAL	0- 1	0- 0	0- 0				
1- 6	0- 2	0- 1	NON-CONFERENCE	0- 1	0- 0	1- 2				
1- 0	0- 0	0- 0	HOME	0- 0	0- 0	1- 0				
0- 5	0- 2	0- 1	AWAY	0- 0	0- 0	0- 2				
0- 1	0- 0	0- 0	NEUTRAL	0- 1	0- 0	0- 0				
0- 4	0- 0	0- 0	CONFERENCE	0- 1	0- 0	0- 3				
0- 1	0- 0	0- 0	HOME	0- 1	0- 0	0- 0				
0- 3	0- 0	0- 0	AWAY	0- 0	0- 0	0- 3				
0- 0	0- 0	0- 0	NEUTRAL	0- 0	0- 0	0- 0				

RPI 1-25				RPI 26-50				RPI 51-100				RPI 101+ Team's RPI: 305			
RPI	S	Opponent	Score	RPI	S	Opponent	Score	RPI	S	Opponent	Score	RPI	S	Opponent	Score
10	A	Indiana	47 111	48	A	LSU	32 63	73	N	North Florida	61 64	183	A	Rice	47 71
20	A	TCU	47 72					75	H	Abilene Christian	84 95	188	A	Sam Houston St.	71 87
												214	A	Jacksonville	55 72
												215	A	A&M-Corpus Christi	49 55
												349	A	Incarnate Word	51 53
												351	H	La.-Monroe	74 59
LAST 10 Division I															
48	A	LSU	32 63	188	A	Sam Houston St.	71 87								
73	N	North Florida	61 64	349	A	Incarnate Word	51 53								
214	A	Jacksonville	55 72	75	H	Abilene Christian	84 95								
20	A	TCU	47 72	215	A	A&M-Corpus Christi	49 55								
10	A	Indiana	47 111	351	H	La.-Monroe	74 59								

Non-Div I Games: Southern-N.O. 94 61 Paul Quinn 101 68

Nicholls St.

Loss, Non-Conf, S Site, H Home A Away N Neutral

Average RPI Win:	209	WON-LOST	WINNING	LAST 10	STRENGTH OF	OPP. STRENGTH	TEAM	ADJ.	CONF.	ADJ CONF.
Average RPI Loss:	145	RECORD	PCT. RANK	GAMES	SCHEDULE	OF SCHEDULE	RPI	RPI	RPI	RPI
DIV. I ONLY	7- 7	170	6-4	193	246	186	186	31	31	
DIV. I NON-CONF.	5- 7	205	4-4	142	239	190	190	31	31	
TOTALS	RPI 1-25	RPI 26-50	W-L RECORDS	RPI 51-100	RPI 101-150	RPI 150+				
7- 7	0- 0	0- 1	OVERALL	1- 1	1- 3	5- 2				
3- 3	0- 0	0- 0	HOME	0- 1	1- 1	2- 1				
3- 3	0- 0	0- 0	AWAY	0- 0	0- 2	3- 1				
1- 1	0- 0	0- 1	NEUTRAL	1- 0	0- 0	0- 0				
5- 7	0- 0	0- 1	NON-CONFERENCE	1- 1	0- 3	4- 2				
2- 3	0- 0	0- 0	HOME	0- 1	0- 1	2- 1				
2- 3	0- 0	0- 0	AWAY	0- 0	0- 2	2- 1				
1- 1	0- 0	0- 1	NEUTRAL	1- 0	0- 0	0- 0				
2- 0	0- 0	0- 0	CONFERENCE	0- 0	1- 0	1- 0				
1- 0	0- 0	0- 0	HOME	0- 0	1- 0	0- 0				
1- 0	0- 0	0- 0	AWAY	0- 0	0- 0	1- 0				
0- 0	0- 0	0- 0	NEUTRAL	0- 0	0- 0	0- 0				

RPI 1-25				RPI 26-50				RPI 51-100				RPI 101+				Team's RPI: 186	
RPI	S	Opponent	Score	RPI	S	Opponent	Score	RPI	S	Opponent	Score	RPI	S	Opponent	Score		
				35	N	West Virginia	55 72	73	N	North Florida	57 54	113	A	Richmond	69 77		
								98	H	Liberty	48 67	130	A	William & Mary	56 65		
												146	H	Robert Morris	62 69		
												148	H	Bethune-Cookman	61 51		
												156	A	Hampton	77 56		
												195	H	La Salle	52 55		
												214	A	Jacksonville	71 64		
												243	H	Longwood	49 46		
												288	H	High Point	72 58		
												296	A	Marshall	69 75		
												340	A	Coppin St.	85 48		
LAST 10 Division I																	
				35	N	West Virginia	55 72	340	A	Coppin St.	85 48						
				156	A	Hampton	77 56	148	H	Bethune-Cookman	61 51						
				243	H	Longwood	49 46	113	A	Richmond	69 77						
				214	A	Jacksonville	71 64	130	A	William & Mary	56 65						
				73	N	North Florida	57 54	146	H	Robert Morris	62 69						

Non-Div I Games: Virginia-Lynchburg 123 48

Norfolk St.

Average RPI Win:	266	WON-LOST	WINNING	LAST 10	STRENGTH OF	OPP. STRENGTH	TEAM	ADJ.	CONF.	ADJ CONF.
Average RPI Loss:	82	RECORD	PCT. RANK	GAMES	SCHEDULE	OF SCHEDULE	RPI	RPI	RPI	RPI
DIV. I ONLY	9- 3	59	8-2	347	170	192	192	16	16	
DIV. I NON-CONF.	7- 3	80	6-2	348	191	238	238	14	14	
TOTALS	RPI 1-25	RPI 26-50	W-L RECORDS	RPI 51-100	RPI 101-150	RPI 150+				
9- 3	0- 1	0- 0	OVERALL	1- 1	0- 1	8- 0				
3- 1	0- 0	0- 0	HOME	1- 0	0- 1	2- 0				
2- 2	0- 1	0- 0	AWAY	0- 1	0- 0	2- 0				
4- 0	0- 0	0- 0	NEUTRAL	0- 0	0- 0	4- 0				
7- 3	0- 1	0- 0	NON-CONFERENCE	0- 1	0- 1	7- 0				
1- 1	0- 0	0- 0	HOME	0- 0	0- 1	1- 0				
2- 2	0- 1	0- 0	AWAY	0- 1	0- 0	2- 0				
4- 0	0- 0	0- 0	NEUTRAL	0- 0	0- 0	4- 0				
2- 0	0- 0	0- 0	CONFERENCE	1- 0	0- 0	1- 0				
2- 0	0- 0	0- 0	HOME	1- 0	0- 0	1- 0				
0- 0	0- 0	0- 0	AWAY	0- 0	0- 0	0- 0				
0- 0	0- 0	0- 0	NEUTRAL	0- 0	0- 0	0- 0				

RPI	S	Opponent	Score	RPI	S	Opponent	Score	RPI	S	Opponent	Score	RPI	S	Opponent	Score	Team's RPI: 192
14	A	Iowa	81 86					73	H	North Florida	54 51	150	H	Samford	63 79	
								81	A	Iowa St.	72 80	214	H	Jacksonville	76 65	
												245	N	UC Irvine	88 60	
												261	N	Alabama A&M	80 65	
												281	A	Alabama St.	81 60	
												290	N	SIUE	85 67	
												338	A	Tennessee St.	88 63	
												345	N	South Carolina St.	99 46	
												346	H	Mississippi Val.	86 60	
LAST 10 Division I																
281	A	Alabama St.	81 60	214	H	Jacksonville	76 65									
245	N	UC Irvine	88 60	73	H	North Florida	54 51									
261	N	Alabama A&M	80 65	81	A	Iowa St.	72 80									
150	H	Samford	63 79	345	N	South Carolina St.	99 46									
338	A	Tennessee St.	88 63	290	N	SIUE	85 67									

Non-Div I Games: Virginia-Lynchburg 128 26 Oakwood 120 38

North Ala.

Loss, Non-Conf, S Site, H Home A Away N Neutral

North Carolina

Through Games Of Jan. 7, 2020

Average RPI Win:	213	WON-LOST	WINNING	LAST 10	STRENGTH OF	OPP. STRENGTH	TEAM	ADJ.	CONF.	ADJ CONF.
Average RPI Loss:	52	RECORD	PCT. RANK	GAMES	SCHEDULE	OF SCHEDULE	RPI	RPI	RPI	RPI
DIV. I ONLY	11- 3	41	7-3	292	28	112	112	3	3	
DIV. I NON-CONF.	9- 2	40	5-2	303	79	126	126	2	2	
TOTALS	RPI 1-25	RPI 26-50	W-L RECORDS	RPI 51-100	RPI 101-150	RPI 150+				
11- 3	0- 1	1- 0	OVERALL	1- 2	2- 0	7- 0				
7- 1	0- 0	0- 0	HOME	0- 1	2- 0	5- 0				
1- 2	0- 1	1- 0	AWAY	0- 1	0- 0	0- 0				
3- 0	0- 0	0- 0	NEUTRAL	1- 0	0- 0	2- 0				
9- 2	0- 0	0- 0	NON-CONFERENCE	1- 2	2- 0	6- 0				
6- 1	0- 0	0- 0	HOME	0- 1	2- 0	4- 0				
0- 1	0- 0	0- 0	AWAY	0- 1	0- 0	0- 0				
3- 0	0- 0	0- 0	NEUTRAL	1- 0	0- 0	2- 0				
2- 1	0- 1	1- 0	CONFERENCE	0- 0	0- 0	1- 0				
1- 0	0- 0	0- 0	HOME	0- 0	0- 0	1- 0				
1- 1	0- 1	1- 0	AWAY	0- 0	0- 0	0- 0				
0- 0	0- 0	0- 0	NEUTRAL	0- 0	0- 0	0- 0				

RPI S	Opponent	Score	RPI S	Opponent	Score	RPI S	Opponent	Score	RPI S	Opponent	Score	Team's RPI: 112
18	A Virginia Tech	70 76	32	A Virginia	65 47	58	H Yale	63 66	103	H Elon	76 46	
						61	N Temple	71 58	139	H Illinois	85 60	
						79	A Alabama	77 83	176	N Missouri	82 69	
									278	H Navy	80 40	
									282	N UNCW	85 45	
									291	H Pittsburgh	70 62	
									314	H N.C. Central	92 53	
									328	H Western Caro.	92 55	
									342	H Charleston So.	85 54	
LAST 10 Division I												
79	A Alabama	77 83	18	A Virginia Tech	70 76							
314	H N.C. Central	92 53	32	A Virginia	65 47							
139	H Illinois	85 60	291	H Pittsburgh	70 62							
176	N Missouri	82 69	58	H Yale	63 66							
61	N Temple	71 58	282	N UNCW	85 45							

Non-Div I Games:

North Carolina

Loss, Non-Conf, S Site, H Home A Away N Neutral

North Dakota

Through Games Of Jan. 7, 2020

Average RPI Win:	270	WON-LOST	WINNING	LAST 10	STRENGTH OF	OPP. STRENGTH	TEAM	ADJ.	CONF.	ADJ CONF.
Average RPI Loss:	107	RECORD	PCT. RANK	GAMES	SCHEDULE	OF SCHEDULE	RPI	RPI	RPI	RPI
DIV. I ONLY	9- 4	71	7-3	296	228	140	140	17	17	
DIV. I NON-CONF.	7- 4	100	5-3	271	230	137	137	18	18	
TOTALS	RPI 1-25	RPI 26-50	W-L RECORDS	RPI 51-100	RPI 101-150	RPI 150+				
9- 4	0- 0	0- 1	OVERALL	0- 1	0- 1	9- 1				
3- 1	0- 0	0- 0	HOME	0- 1	0- 0	3- 0				
6- 3	0- 0	0- 1	AWAY	0- 0	0- 1	6- 1				
0- 0	0- 0	0- 0	NEUTRAL	0- 0	0- 0	0- 0				
7- 4	0- 0	0- 1	NON-CONFERENCE	0- 1	0- 1	7- 1				
2- 1	0- 0	0- 0	HOME	0- 1	0- 0	2- 0				
5- 3	0- 0	0- 1	AWAY	0- 0	0- 1	5- 1				
0- 0	0- 0	0- 0	NEUTRAL	0- 0	0- 0	0- 0				
2- 0	0- 0	0- 0	CONFERENCE	0- 0	0- 0	2- 0				
1- 0	0- 0	0- 0	HOME	0- 0	0- 0	1- 0				
1- 0	0- 0	0- 0	AWAY	0- 0	0- 0	1- 0				
0- 0	0- 0	0- 0	NEUTRAL	0- 0	0- 0	0- 0				

RPI S	Opponent	Score	RPI S	Opponent	Score	RPI S	Opponent	Score	RPI S	Opponent	Score	Team's RPI: 140
36	A Arizona	42 74	82	H Illinois St.	58 66	117	A New Orleans	73 79	168	H Valparaiso	65 63	
						194	A SMU	51 66	198	H Rhode Island	67 61	
						239	A Milwaukee	66 58	269	A Grand Canyon	78 76	
						274	A Ga. Southern	69 56	286	A Denver	90 82	
						311	H Purdue Fort Wayne	91 85	342	A Charleston So.	73 57	
						345	A South Carolina St.	95 53				
LAST 10 Division I												
342	A Charleston So.	73 57	311	H Purdue Fort Wayne	91 85							
345	A South Carolina St.	95 53	286	A Denver	90 82							
82	H Illinois St.	58 66	117	A New Orleans	73 79							
274	A Ga. Southern	69 56	239	A Milwaukee	66 58							
168	H Valparaiso	65 63	194	A SMU	51 66							

Non-Div I Games: Northland 118 35 Mayville St. 83 52

North Dakota

Loss, Non-Conf, S Site, H Home A Away N Neutral

Average RPI Win:	316	WON-LOST	WINNING	LAST 10	STRENGTH OF	OPP. STRENGTH	TEAM	ADJ.	CONF.	ADJ CONF.
Average RPI Loss:	147	RECORD	PCT. RANK	GAMES	SCHEDULE	OF SCHEDULE	RPI	RPI	RPI	RPI
DIV. I ONLY	1- 11	334	1-9	178	167	306	306	17	17	
DIV. I NON-CONF.	1- 9	326	1-7	112	163	292	292	18	18	
TOTALS	RPI 1-25	RPI 26-50	W-L RECORDS	RPI 51-100	RPI 101-150	RPI 150+				
1- 11	0- 1	0- 1	OVERALL	0- 1	0- 2	1- 6				
0- 6	0- 0	0- 0	HOME	0- 1	0- 1	0- 4				
1- 5	0- 1	0- 1	AWAY	0- 0	0- 1	1- 2				
0- 0	0- 0	0- 0	NEUTRAL	0- 0	0- 0	0- 0				
1- 9	0- 1	0- 1	NON-CONFERENCE	0- 1	0- 2	1- 4				
0- 5	0- 0	0- 0	HOME	0- 1	0- 1	0- 3				
1- 4	0- 1	0- 1	AWAY	0- 0	0- 1	1- 1				
0- 0	0- 0	0- 0	NEUTRAL	0- 0	0- 0	0- 0				
0- 2	0- 0	0- 0	CONFERENCE	0- 0	0- 0	0- 2				
0- 1	0- 0	0- 0	HOME	0- 0	0- 0	0- 1				
0- 1	0- 0	0- 0	AWAY	0- 0	0- 0	0- 1				
0- 0	0- 0	0- 0	NEUTRAL	0- 0	0- 0	0- 0				

RPI 1-25				RPI 26-50				RPI 51-100				RPI 101+ Team's RPI: 306			
RPI	S	Opponent	Score	RPI	S	Opponent	Score	RPI	S	Opponent	Score	RPI	S	Opponent	Score
17	A	Creighton	59 70	45	A	UNI	63 95	81	H	Iowa St.	58 86	110	H	Wisconsin	63 64
												136	A	Bradley	64 70
												164	H	Northern Ill.	68 74
												168	H	Valparaiso	54 66
												189	H	Wyoming	57 66
												196	A	Northeastern	61 72
												229	H	Western Ill.	78 79
												286	A	Denver	82 91
												316	A	New Hampshire	67 61
LAST 10 Division I															
196	A	Northeastern	61 72	229	H	Western Ill.	78 79								
189	H	Wyoming	57 66	286	A	Denver	82 91								
81	H	Iowa St.	58 86	110	H	Wisconsin	63 64								
17	A	Creighton	59 70	136	A	Bradley	64 70								
168	H	Valparaiso	54 66	316	A	New Hampshire	67 61								

Non-Div I Games: Waldorf 92 26 Mayville St. 97 59

North Dakota St.

Loss, Non-Conf, S Site, H Home A Away N Neutral

North Florida

Through Games Of Jan. 7, 2020

Average RPI Win: 229	WON-LOST	WINNING	LAST 10	STRENGTH OF	OPP. STRENGTH	TEAM	ADJ.	CONF.	ADJ CONF.
Average RPI Loss: 86	RECORD	PCT. RANK	GAMES	SCHEDULE	OF SCHEDULE	RPI	RPI	RPI	RPI
DIV. I ONLY	6- 7	188	5-5	34	207	73	73	16	16
DIV. I NON-CONF.	5- 6	187	4-4	38	131	73	73	14	14

TOTALS	RPI 1-25	RPI 26-50	W-L RECORDS	RPI 51-100	RPI 101-150	RPI 150+
6- 7	0- 2	0- 1	OVERALL	0- 1	2- 1	4- 2
1- 0	0- 0	0- 0	HOME	0- 0	1- 0	0- 0
3- 5	0- 2	0- 1	AWAY	0- 0	0- 1	3- 1
2- 2	0- 0	0- 0	NEUTRAL	0- 1	1- 0	1- 1
5- 6	0- 2	0- 1	NON-CONFERENCE	0- 1	2- 1	3- 1
1- 0	0- 0	0- 0	HOME	0- 0	1- 0	0- 0
2- 4	0- 2	0- 1	AWAY	0- 0	0- 1	2- 0
2- 2	0- 0	0- 0	NEUTRAL	0- 1	1- 0	1- 1
1- 1	0- 0	0- 0	CONFERENCE	0- 0	0- 0	1- 1
0- 0	0- 0	0- 0	HOME	0- 0	0- 0	0- 0
1- 1	0- 0	0- 0	AWAY	0- 0	0- 0	1- 1
0- 0	0- 0	0- 0	NEUTRAL	0- 0	0- 0	0- 0

RPI S	Opponent	Score	RPI S	Opponent	Score	RPI S	Opponent	Score	RPI S	Opponent	Score
10	A Indiana	45 72	29	A Miami (FL)	55 78	62	N Marist	54 69	107	H Holy Cross	80 60
12	A Florida St.	41 70							110	A Wisconsin	62 75
									132	N Rider	80 70
									186	N Norfolk St.	54 57
									192	A North Ala.	51 54
									249	A Kennesaw St.	64 55
									261	A Alabama A&M	73 64
									305	N Nicholls St.	64 61
									321	A FIU	64 49
LAST 10 Division I											
305	N Nicholls St.	64 61	249	A Kennesaw St.	64 55						
186	N Norfolk St.	54 57	192	A North Ala.	51 54						
132	N Rider	80 70	107	H Holy Cross	80 60						
62	N Marist	54 69	12	A Florida St.	41 70						
261	A Alabama A&M	73 64	10	A Indiana	45 72						

Non-Div I Games: Warner 110 46 Edward Waters 80 51

North Florida

Loss, Non-Conf, S Site, H Home A Away N Neutral

North Texas

Through Games Of Jan. 7, 2020

Average RPI Win:	210	WON-LOST	WINNING	LAST 10	STRENGTH OF	OPP. STRENGTH	TEAM	ADJ.	CONF.	ADJ CONF.
Average RPI Loss:	140	RECORD	PCT. RANK	GAMES	SCHEDULE	OF SCHEDULE	RPI	RPI	RPI	RPI
DIV. I ONLY	5- 6	199	4-6	201	235	231	231	13	13	
DIV. I NON-CONF.	4- 5	195	3-5	196	211	217	217	16	16	
TOTALS	RPI 1-25	RPI 26-50	W-L RECORDS	RPI 51-100	RPI 101-150	RPI 150+				
5- 6	0- 1	0- 0	OVERALL	1- 2	1- 1	3- 2				
4- 2	0- 0	0- 0	HOME	1- 0	0- 1	3- 1				
1- 2	0- 0	0- 0	AWAY	0- 1	1- 0	0- 1				
0- 2	0- 1	0- 0	NEUTRAL	0- 1	0- 0	0- 0				
4- 5	0- 1	0- 0	NON-CONFERENCE	0- 2	1- 1	3- 1				
3- 1	0- 0	0- 0	HOME	0- 0	0- 1	3- 0				
1- 2	0- 0	0- 0	AWAY	0- 1	1- 0	0- 1				
0- 2	0- 1	0- 0	NEUTRAL	0- 1	0- 0	0- 0				
1- 1	0- 0	0- 0	CONFERENCE	1- 0	0- 0	0- 1				
1- 1	0- 0	0- 0	HOME	1- 0	0- 0	0- 1				
0- 0	0- 0	0- 0	AWAY	0- 0	0- 0	0- 0				
0- 0	0- 0	0- 0	NEUTRAL	0- 0	0- 0	0- 0				

RPI S	Opponent	Score	RPI S	Opponent	Score	RPI S	Opponent	Score	RPI S	Opponent	Score	Team's RPI: 231
16 N	NC State	65 76				57 H	Western Ky.	61 54	118 H	UT Arlington	49 68	
						67 N	Texas	57 63	147 A	Hawaii	66 60	
						84 A	CSU Bakersfield	52 61	179 H	Louisiana	69 66	
									260 A	Utah St.	55 66	
									296 H	Marshall	59 68	
									317 H	Alcorn	67 31	
									351 H	La.-Monroe	63 51	
LAST 10 Division I												
16 N	NC State	65 76	296 H	Marshall	59 68							
67 N	Texas	57 63	57 H	Western Ky.	61 54							
147 A	Hawaii	66 60	351 H	La.-Monroe	63 51							
84 A	CSU Bakersfield	52 61	260 A	Utah St.	55 66							
118 H	UT Arlington	49 68	179 H	Louisiana	69 66							

Non-Div I Games: Mid-Amer. Christian59 61 Xavier (LA) 68 31 Tex. A&M-Texarkana 114 54

North Texas

Loss, Non-Conf, S Site, H Home A Away N Neutral

Northeastern

Through Games Of Jan. 7, 2020

Average RPI Win:	270	WON-LOST	WINNING	LAST 10	STRENGTH OF	OPP. STRENGTH	TEAM	ADJ.	CONF.	ADJ CONF.
Average RPI Loss:	86	RECORD	PCT. RANK	GAMES	SCHEDULE	OF SCHEDULE	RPI	RPI	RPI	RPI
DIV. I ONLY	5- 7	213	5-5	157	168	196	196	15	15	
DIV. I NON-CONF.	4- 7	225	4-5	119	141	187	187	15	15	
TOTALS	RPI 1-25	RPI 26-50	W-L RECORDS	RPI 51-100	RPI 101-150	RPI 150+				
5- 7	0- 1	0- 2	OVERALL	0- 1	1- 2	4- 1				
3- 3	0- 0	0- 1	HOME	0- 1	0- 1	3- 0				
2- 4	0- 1	0- 1	AWAY	0- 0	1- 1	1- 1				
0- 0	0- 0	0- 0	NEUTRAL	0- 0	0- 0	0- 0				
4- 7	0- 1	0- 2	NON-CONFERENCE	0- 1	1- 2	3- 1				
2- 3	0- 0	0- 1	HOME	0- 1	0- 1	2- 0				
2- 4	0- 1	0- 1	AWAY	0- 0	1- 1	1- 1				
0- 0	0- 0	0- 0	NEUTRAL	0- 0	0- 0	0- 0				
1- 0	0- 0	0- 0	CONFERENCE	0- 0	0- 0	1- 0				
1- 0	0- 0	0- 0	HOME	0- 0	0- 0	1- 0				
0- 0	0- 0	0- 0	AWAY	0- 0	0- 0	0- 0				
0- 0	0- 0	0- 0	NEUTRAL	0- 0	0- 0	0- 0				

RPI	S	Opponent	Score	RPI	S	Opponent	Score	RPI	S	Opponent	Score	RPI	S	Opponent	Score	Team's RPI: 196
15	A	Oregon	47 89	38	H	South Dakota	76 80	58	H	Yale	63 78	123	A	Harvard	46 44	
				41	A	Central Mich.	63 79					124	A	Fordham	58 74	
												125	H	Dayton	60 71	
												204	A	Boston U.	56 72	
												251	A	Maine	66 58	
												306	H	North Dakota St.	72 61	
												327	H	Hofstra	74 51	
												341	H	Hartford	60 47	
LAST 10 Division I																
306	H	North Dakota St.	72 61	327	H	Hofstra	74 51									
41	A	Central Mich.	63 79	204	A	Boston U.	56 72									
58	H	Yale	63 78	251	A	Maine	66 58									
124	A	Fordham	58 74	341	H	Hartford	60 47									
125	H	Dayton	60 71	123	A	Harvard	46 44									

Non-Div I Games:

Northeastern

■ Loss,
 ■ Non-Conf, S Site,
 ■ Home
 ■ Away
 N Neutral

Non-Conference				Through Games Of Jan. 7, 1918						
Average RPI Win:	289	WON-LOST	WINNING	LAST 10	STRENGTH OF	OPP. STRENGTH	TEAM	ADJ.	CONF.	ADJ CONF.
Average RPI Loss:	162	RECORD	PCT. RANK	GAMES	SCHEDULE	OF SCHEDULE	RPI	RPI	RPI	RPI
DIV. I ONLY	4- 8	243	3-7	218	278	246	246	21	21	
DIV. I NON-CONF.	3- 6	235	2-5	176	313	231	231	19	19	
TOTALS	RPI 1-25	RPI 26-50	W-L RECORDS	RPI 51-100	RPI 101-150	RPI 150+				
4- 8	0- 1	0- 0	OVERALL	0- 0	0- 2	4- 5				
1- 3	0- 0	0- 0	HOME	0- 0	0- 1	1- 2				
2- 4	0- 0	0- 0	AWAY	0- 0	0- 1	2- 3				
1- 1	0- 1	0- 0	NEUTRAL	0- 0	0- 0	1- 0				
3- 6	0- 1	0- 0	NON-CONFERENCE	0- 0	0- 1	3- 4				
1- 1	0- 0	0- 0	HOME	0- 0	0- 0	1- 1				
1- 4	0- 0	0- 0	AWAY	0- 0	0- 1	1- 3				
1- 1	0- 1	0- 0	NEUTRAL	0- 0	0- 0	1- 0				
1- 2	0- 0	0- 0	CONFERENCE	0- 0	0- 1	1- 1				
0- 2	0- 0	0- 0	HOME	0- 0	0- 1	0- 1				
1- 0	0- 0	0- 0	AWAY	0- 0	0- 0	1- 0				
0- 0	0- 0	0- 0	NEUTRAL	0- 0	0- 0	0- 0				

RPI 1-25				RPI 26-50				RPI 51-100				RPI 101+				Team's RPI: 246	
RPI	S	Opponent	Score	RPI	S	Opponent	Score	RPI	S	Opponent	Score	RPI	S	Opponent	Score		
6	N	Oregon St.	57 91									114	H	Montana St.	64 72		
												135	A	Fresno St.	66 83		
												151	H	Montana	71 79		
												183	A	Rice	57 71		
												184	A	New Mexico	76 83		
												209	N	San Jose St.	67 64		
												225	H	UC Davis	61 71		
												294	A	California Baptist	79 98		
												301	A	Weber St.	88 82		
												309	A	Houston Baptist	79 62		
												336	H	Seattle U	88 80		
LAST 10 Division I																	
				225	H	UC Davis	61 71	301	A	Weber St.	88 82						
				309	A	Houston Baptist	79 62	114	H	Montana St.	64 72						
				183	A	Rice	57 71	151	H	Montana	71 79						
				135	A	Fresno St.	66 83	209	N	San Jose St.	67 64						
				294	A	California Baptist	79 98	6	N	Oregon St.	57 91						

Non-Div I Games:

Northern Ariz.

Loss, Non-Conf, S Site, H Home A Away N Neutral

Average RPI Win:	212	WON-LOST	WINNING	LAST 10	STRENGTH OF	OPP. STRENGTH	TEAM	ADJ.	CONF.	ADJ CONF.
Average RPI Loss:	139	RECORD	PCT. RANK	GAMES	SCHEDULE	OF SCHEDULE	RPI	RPI	RPI	RPI
DIV. I ONLY	6- 6	170	6-4	156	91	127	127	21	21	
DIV. I NON-CONF.	4- 5	195	4-3	191	64	157	157	19	19	
TOTALS	RPI 1-25	RPI 26-50	W-L RECORDS	RPI 51-100	RPI 101-150	RPI 150+				
6- 6	0- 2	0- 0	OVERALL	0- 0	0- 1	6- 3				
2- 2	0- 0	0- 0	HOME	0- 0	0- 0	2- 2				
4- 4	0- 2	0- 0	AWAY	0- 0	0- 1	4- 1				
0- 0	0- 0	0- 0	NEUTRAL	0- 0	0- 0	0- 0				
4- 5	0- 2	0- 0	NON-CONFERENCE	0- 0	0- 0	4- 3				
1- 2	0- 0	0- 0	HOME	0- 0	0- 0	1- 2				
3- 3	0- 2	0- 0	AWAY	0- 0	0- 0	3- 1				
0- 0	0- 0	0- 0	NEUTRAL	0- 0	0- 0	0- 0				
2- 1	0- 0	0- 0	CONFERENCE	0- 0	0- 1	2- 0				
1- 0	0- 0	0- 0	HOME	0- 0	0- 0	1- 0				
1- 1	0- 0	0- 0	AWAY	0- 0	0- 1	1- 0				
0- 0	0- 0	0- 0	NEUTRAL	0- 0	0- 0	0- 0				

RPI	S	Opponent	Score
5	A	Stanford	36 90
7	A	UCLA	58 92

RPI	S	Opponent	Score
-----	---	----------	-------

RPI	S	Opponent	Score
-----	---	----------	-------

RPI	S	Opponent	Score	Team's RPI: 127
114	A	Montana St.	58 91	
151	A	Montana	67 58	
181	H	San Francisco	83 90	
189	A	Wyoming	46 44	
190	H	Portland St.	77 58	
194	A	SMU	61 52	
222	A	Chattanooga	59 42	
238	H	Colorado St.	58 75	
286	A	Denver	55 74	
323	H	Air Force	72 62	

LAST 10 Division I

222	A	Chattanooga	59 42	151	A	Montana	67 58
7	A	UCLA	58 92	114	A	Montana St.	58 91
323	H	Air Force	72 62	190	H	Portland St.	77 58
194	A	SMU	61 52	189	A	Wyoming	46 44
5	A	Stanford	36 90	286	A	Denver	55 74

Non-Div I Games:

Northern Colo.

■ Loss,
 ■ Non-Conf, S Site,
 ■ Home
 ■ Away
 N Neutral

Average RPI Win:	253	WON-LOST	WINNING	LAST 10	STRENGTH OF	OPP. STRENGTH	TEAM	ADJ.	CONF.	ADJ CONF.
Average RPI Loss:	87	RECORD	PCT. RANK	GAMES	SCHEDULE	OF SCHEDULE	RPI	RPI	RPI	RPI
DIV. I ONLY	4- 8	243	3-7	58	231	164	164	10	10	
DIV. I NON-CONF.	4- 7	225	3-6	69	227	160	160	10	10	
TOTALS	RPI 1-25	RPI 26-50	W-L RECORDS	RPI 51-100	RPI 101-150	RPI 150+				
4- 8	0- 1	0- 2	OVERALL	0- 2	0- 2	4- 1				
1- 3	0- 0	0- 1	HOME	0- 1	0- 1	1- 0				
2- 4	0- 1	0- 0	AWAY	0- 1	0- 1	2- 1				
1- 1	0- 0	0- 1	NEUTRAL	0- 0	0- 0	1- 0				
4- 7	0- 1	0- 2	NON-CONFERENCE	0- 2	0- 1	4- 1				
1- 3	0- 0	0- 1	HOME	0- 1	0- 1	1- 0				
2- 3	0- 1	0- 0	AWAY	0- 1	0- 0	2- 1				
1- 1	0- 0	0- 1	NEUTRAL	0- 0	0- 0	1- 0				
0- 1	0- 0	0- 0	CONFERENCE	0- 0	0- 1	0- 0				
0- 0	0- 0	0- 0	HOME	0- 0	0- 0	0- 0				
0- 1	0- 0	0- 0	AWAY	0- 0	0- 1	0- 0				
0- 0	0- 0	0- 0	NEUTRAL	0- 0	0- 0	0- 0				

RPI 1-25				RPI 26-50				RPI 51-100				RPI 101+ Team's RPI: 164			
RPI	S	Opponent	Score	RPI	S	Opponent	Score	RPI	S	Opponent	Score	RPI	S	Opponent	Score
23	A	Purdue	63 68	27	H	Drake	49 73	60	H	Southern Ill.	61 80	104	A	Ohio	67 87
				38	N	South Dakota	48 91	82	A	Illinois St.	66 69	123	H	Harvard	53 59
												187	N	Tennessee Tech	82 74
												238	A	Colorado St.	80 75
												239	A	Milwaukee	65 78
												279	H	Eastern Ill.	61 48
												306	A	North Dakota St.	74 68
LAST 10 Division I															
		38 N South Dakota	48 91			104 A Ohio	67 87								
		187 N Tennessee Tech	82 74			27 H Drake	49 73								
		23 A Purdue	63 68			60 H Southern Ill.	61 80								
		82 A Illinois St.	66 69			279 H Eastern Ill.	61 48								
		238 A Colorado St.	80 75			239 A Milwaukee	65 78								

Non-Div I Games:

Northern Ill.

■ Loss,
■ Non-Conf, S Site,
■ Home
■ Away
N Neutral

Average RPI Win:	265	WON-LOST	WINNING	LAST 10	STRENGTH OF	OPP. STRENGTH	TEAM	ADJ.	CONF.	ADJ CONF.
Average RPI Loss:	143	RECORD	PCT. RANK	GAMES	SCHEDULE	OF SCHEDULE	RPI	RPI	RPI	RPI
DIV. I ONLY	8- 7	163	7-3	287	206	216	216	18	18	
DIV. I NON-CONF.	6- 5	151	5-1	315	188	236	236	17	17	
TOTALS	RPI 1-25	RPI 26-50	W-L RECORDS	RPI 51-100	RPI 101-150	RPI 150+				
8- 7	0- 1	0- 0	OVERALL	0- 1	0- 2	8- 3				
4- 3	0- 1	0- 0	HOME	0- 1	0- 0	4- 1				
3- 4	0- 0	0- 0	AWAY	0- 0	0- 2	3- 2				
1- 0	0- 0	0- 0	NEUTRAL	0- 0	0- 0	1- 0				
6- 5	0- 1	0- 0	NON-CONFERENCE	0- 1	0- 1	6- 2				
3- 2	0- 1	0- 0	HOME	0- 1	0- 0	3- 0				
2- 3	0- 0	0- 0	AWAY	0- 0	0- 1	2- 2				
1- 0	0- 0	0- 0	NEUTRAL	0- 0	0- 0	1- 0				
2- 2	0- 0	0- 0	CONFERENCE	0- 0	0- 1	2- 1				
1- 1	0- 0	0- 0	HOME	0- 0	0- 0	1- 1				
1- 1	0- 0	0- 0	AWAY	0- 0	0- 1	1- 0				
0- 0	0- 0	0- 0	NEUTRAL	0- 0	0- 0	0- 0				

RPI 1-25				RPI 26-50				RPI 51-100				RPI 101+ Team's RPI: 216			
RPI	S	Opponent	Score	RPI	S	Opponent	Score	RPI	S	Opponent	Score	RPI	S	Opponent	Score
3	H	Louisville	57 85					72	H	Saint Louis	42 67	108	A	Belmont	45 62
												142	A	Green Bay	44 65
												169	H	Cleveland St.	68 73
												178	H	Youngstown St.	75 56
												234	H	Central Ark.	72 56
												239	A	Milwaukee	61 49
												250	A	Eastern Ky.	62 69
												259	A	Lipscomb	69 71
												266	H	Wofford	80 72
												271	A	Indiana St.	70 68
												287	H	Omaha	57 40
												321	A	FIU	67 45
												324	N	Jacksonville St.	66 63
LAST 10 Division I															
271	A	Indiana St.	70 68	169	H	Cleveland St.	68 73								
3	H	Louisville	57 85	178	H	Youngstown St.	75 56								
321	A	FIU	67 45	239	A	Milwaukee	61 49								
324	N	Jacksonville St.	66 63	142	A	Green Bay	44 65								
234	H	Central Ark.	72 56	266	H	Wofford	80 72								

Non-Div I Games:

Northern Ky.

■ Loss,
 ■ Non-Conf, S Site,
 ■ Home
 ■ Away
 N Neutral

Northwestern

Through Games Of Jan. 7, 2020

Average RPI Win:	139	WON-LOST	WINNING	LAST 10	STRENGTH OF	OPP. STRENGTH	TEAM	ADJ.	CONF.	ADJ CONF.
Average RPI Loss:	12	RECORD	PCT. RANK	GAMES	SCHEDULE	OF SCHEDULE	RPI	RPI	RPI	RPI
DIV. I ONLY	12- 2	26	8-2	52	18	21	21	2	2	
DIV. I NON-CONF.	10- 1	19	6-1	113	27	28	28	3	3	
TOTALS	RPI 1-25	RPI 26-50	W-L RECORDS	RPI 51-100	RPI 101-150	RPI 150+				
12- 2	1- 2	2- 0	OVERALL	1- 0	3- 0	5- 0				
7- 2	1- 2	0- 0	HOME	1- 0	2- 0	3- 0				
3- 0	0- 0	2- 0	AWAY	0- 0	1- 0	0- 0				
2- 0	0- 0	0- 0	NEUTRAL	0- 0	0- 0	2- 0				
10- 1	0- 1	2- 0	NON-CONFERENCE	1- 0	2- 0	5- 0				
6- 1	0- 1	0- 0	HOME	1- 0	2- 0	3- 0				
2- 0	0- 0	2- 0	AWAY	0- 0	0- 0	0- 0				
2- 0	0- 0	0- 0	NEUTRAL	0- 0	0- 0	2- 0				
2- 1	1- 1	0- 0	CONFERENCE	0- 0	1- 0	0- 0				
1- 1	1- 1	0- 0	HOME	0- 0	0- 0	0- 0				
1- 0	0- 0	0- 0	AWAY	0- 0	1- 0	0- 0				
0- 0	0- 0	0- 0	NEUTRAL	0- 0	0- 0	0- 0				

RPI 1-25				RPI 26-50				RPI 51-100				RPI 101+			
RPI	S	Opponent	Score	RPI	S	Opponent	Score	RPI	S	Opponent	Score	RPI	S	Opponent	Score
9	H	DePaul	68 70	34	A	Marquette	64 56	93	H	Boston College	66 63	111	H	Colgate	73 44
14	H	Iowa	51 77	37	A	Duke	63 42					118	H	UT Arlington	74 47
25	H	Maryland	81 58									139	A	Illinois	77 50
												168	H	Valparaiso	69 48
												199	H	Dartmouth	79 37
												233	N	East Carolina	64 45
												248	N	Xavier	79 59
												267	H	Loyola Maryland	67 46
LAST 10 Division I															
118	H	UT Arlington	74 47	14	H	Iowa	51 77								
199	H	Dartmouth	79 37	25	H	Maryland	81 58								
93	H	Boston College	66 63	139	A	Illinois	77 50								
9	H	DePaul	68 70	248	N	Xavier	79 59								
111	H	Colgate	73 44	233	N	East Carolina	64 45								

Non-Div I Games:

Northwestern

■ Loss,
■ Non-Conf, S Site,
■ Home
■ Away
N Neutral

Average RPI Win:	311	WON-LOST	WINNING	LAST 10	STRENGTH OF	OPP. STRENGTH	TEAM	ADJ.	CONF.	ADJ CONF.
Average RPI Loss:	182	RECORD	PCT. RANK	GAMES	SCHEDULE	OF SCHEDULE	RPI	RPI	RPI	RPI
DIV. I ONLY	2- 8	307	2-8	265	328	333	333	25	25	
DIV. I NON-CONF.	1- 5	313	1-5	219	309	319	319	24	24	
TOTALS	RPI 1-25	RPI 26-50	W-L RECORDS	RPI 51-100	RPI 101-150	RPI 150+				
2- 8	0- 0	0- 1	OVERALL	0- 1	0- 0	2- 6				
2- 3	0- 0	0- 0	HOME	0- 0	0- 0	2- 3				
0- 5	0- 0	0- 1	AWAY	0- 1	0- 0	0- 3				
0- 0	0- 0	0- 0	NEUTRAL	0- 0	0- 0	0- 0				
1- 5	0- 0	0- 1	NON-CONFERENCE	0- 1	0- 0	1- 3				
1- 1	0- 0	0- 0	HOME	0- 0	0- 0	1- 1				
0- 4	0- 0	0- 1	AWAY	0- 1	0- 0	0- 2				
0- 0	0- 0	0- 0	NEUTRAL	0- 0	0- 0	0- 0				
1- 3	0- 0	0- 0	CONFERENCE	0- 0	0- 0	1- 3				
1- 2	0- 0	0- 0	HOME	0- 0	0- 0	1- 2				
0- 1	0- 0	0- 0	AWAY	0- 0	0- 0	0- 1				
0- 0	0- 0	0- 0	NEUTRAL	0- 0	0- 0	0- 0				

RPI S	Opponent	Score	RPI S	Opponent	Score	RPI S	Opponent	Score	RPI S	Opponent	Score	Team's RPI: 333
44	A Arkansas	39 99	67	A Texas	49 91	174	A Lamar University	58 61	188	H Sam Houston St.	69 79	
						202	H Jackson St.	49 66	213	A Texas Tech	49 79	
						215	H A&M-Corpus Christi	59 72	309	H Houston Baptist	69 60	
						312	H Grambling	65 61	351	A La.-Monroe	54 63	
LAST 10 Division I												
44	A Arkansas	39 99	309	H Houston Baptist	69 60	215	H A&M-Corpus Christi	59 72				
312	H Grambling	65 61	213	A Texas Tech	49 91	174	A Lamar University	58 61				
213	A Texas Tech	49 79	188	H Sam Houston St.	69 79							
351	A La.-Monroe	54 63										
202	H Jackson St.	49 66										

Non-Div I Games: LeTourneau 91 61 LSU-Shreveport 63 68 Central Baptist 61 59

Northwestern St.

Loss, Non-Conf, S Site, H Home A Away N Neutral

Average RPI Win:	173	WON-LOST	WINNING	LAST 10	STRENGTH OF	OPP. STRENGTH	TEAM	ADJ.	CONF.	ADJ CONF.
Average RPI Loss:	66	RECORD	PCT. RANK	GAMES	SCHEDULE	OF SCHEDULE	RPI	RPI	RPI	RPI
DIV. I ONLY	6- 9	224	3-7	19	37	101	101	3	3	
DIV. I NON-CONF.	5- 7	205	2-5	3	45	69	69	2	2	
TOTALS	RPI 1-25	RPI 26-50	W-L RECORDS	RPI 51-100	RPI 101-150	RPI 150+				
6- 9	0- 2	1- 2	OVERALL	0- 4	2- 0	3- 1				
2- 5	0- 1	0- 1	HOME	0- 2	0- 0	2- 1				
3- 2	0- 1	1- 0	AWAY	0- 1	1- 0	1- 0				
1- 2	0- 0	0- 1	NEUTRAL	0- 1	1- 0	0- 0				
5- 7	0- 2	1- 2	NON-CONFERENCE	0- 3	2- 0	2- 0				
2- 4	0- 1	0- 1	HOME	0- 2	0- 0	2- 0				
2- 1	0- 1	1- 0	AWAY	0- 0	1- 0	0- 0				
1- 2	0- 0	0- 1	NEUTRAL	0- 1	1- 0	0- 0				
1- 2	0- 0	0- 0	CONFERENCE	0- 1	0- 0	1- 1				
0- 1	0- 0	0- 0	HOME	0- 0	0- 0	0- 1				
1- 1	0- 0	0- 0	AWAY	0- 1	0- 0	1- 0				
0- 0	0- 0	0- 0	NEUTRAL	0- 0	0- 0	0- 0				

RPI	S	Opponent	Score	RPI	S	Opponent	Score	RPI	S	Opponent	Score	RPI	S	Opponent	Score
1	A	UConn	57 81	33	N	FGCU	60 69	54	A	Syracuse	63 74	106	N	South Fla.	67 51
9	H	DePaul	94 105	43	A	Michigan	76 72	88	H	Michigan St.	69 72	124	A	Fordham	60 55
				49	H	Minnesota	67 75	96	H	Tennessee	63 74	167	H	Clemson	55 71
								100	N	South Dakota St.	59 65	205	H	Toledo	54 51
												267	H	Loyola Maryland	84 60
												291	A	Pittsburgh	60 52
LAST 10 Division I															
49	H	Minnesota	67 75	54	A	Syracuse	63 74								
106	N	South Fla.	67 51	291	A	Pittsburgh	60 52								
100	N	South Dakota St.	59 65	167	H	Clemson	55 71								
33	N	FGCU	60 69	9	H	DePaul	94 105								
43	A	Michigan	76 72	1	A	UConn	57 81								

Non-Div I Games:

Notre Dame

Loss, Non-Conf, S Site, H Home A Away N Neutral

Average RPI Win:	329	WON-LOST	WINNING	LAST 10	STRENGTH OF	OPP. STRENGTH	TEAM	ADJ.	CONF.	ADJ CONF.
Average RPI Loss:	156	RECORD	PCT. RANK	GAMES	SCHEDULE	OF SCHEDULE	RPI	RPI	RPI	RPI
DIV. I ONLY	4- 8	243	3-7	335	218	295	295	18	18	
DIV. I NON-CONF.	3- 6	235	2-5	311	224	292	292	17	17	
TOTALS	RPI 1-25	RPI 26-50	W-L RECORDS	RPI 51-100	RPI 101-150	RPI 150+				
4- 8	0- 0	0- 2	OVERALL	0- 2	0- 1	4- 3				
0- 2	0- 0	0- 1	HOME	0- 0	0- 1	0- 0				
3- 6	0- 0	0- 1	AWAY	0- 2	0- 0	3- 3				
1- 0	0- 0	0- 0	NEUTRAL	0- 0	0- 0	1- 0				
3- 6	0- 0	0- 2	NON-CONFERENCE	0- 1	0- 1	3- 2				
0- 2	0- 0	0- 1	HOME	0- 0	0- 1	0- 0				
2- 4	0- 0	0- 1	AWAY	0- 1	0- 0	2- 2				
1- 0	0- 0	0- 0	NEUTRAL	0- 0	0- 0	1- 0				
1- 2	0- 0	0- 0	CONFERENCE	0- 1	0- 0	1- 1				
0- 0	0- 0	0- 0	HOME	0- 0	0- 0	0- 0				
1- 2	0- 0	0- 0	AWAY	0- 1	0- 0	1- 1				
0- 0	0- 0	0- 0	NEUTRAL	0- 0	0- 0	0- 0				

RPI	S	Opponent	Score	RPI	S	Opponent	Score	RPI	S	Opponent	Score	RPI	S	Opponent	Score	Team's RPI: 295
41	H	Central Mich.	47 65	76	A	IUPUI	41 76	136	H	Bradley	58 74					
43	A	Michigan	64 79	88	A	Michigan St.	56 76	254	A	Niagara	63 77					
								275	A	St. Bonaventure	66 80					
								321	A	FIU	58 49					
								322	A	Detroit Mercy	71 57					
								324	N	Jacksonville St.	61 55					
								334	A	UIC	64 70					
								347	A	Chicago St.	98 70					
LAST 10 Division I																
43	A	Michigan	64 79	334	A	UIC	64 70									
324	N	Jacksonville St.	61 55	76	A	IUPUI	41 76									
321	A	FIU	58 49	322	A	Detroit Mercy	71 57									
254	A	Niagara	63 77	41	H	Central Mich.	47 65									
88	A	Michigan St.	56 76	275	A	St. Bonaventure	66 80									

Non-Div I Games: Lourdes 72 53 Concordia (MI) 76 42

Oakland

Loss, Non-Conf, S Site, H Home A Away N Neutral

Average RPI Win:	200	WON-LOST	WINNING	LAST 10	STRENGTH OF	OPP. STRENGTH	TEAM	ADJ.	CONF.	ADJ CONF.
Average RPI Loss:	73	RECORD	PCT. RANK	GAMES	SCHEDULE	OF SCHEDULE	RPI	RPI	RPI	RPI
DIV. I ONLY	8- 4	82	7-3	236	49	104	104	10	10	
DIV. I NON-CONF.	7- 4	100	6-3	225	47	104	104	10	10	
TOTALS	RPI 1-25	RPI 26-50	W-L RECORDS	RPI 51-100	RPI 101-150	RPI 150+				
8- 4	1- 1	0- 0	OVERALL	1- 2	0- 0	6- 1				
5- 0	0- 0	0- 0	HOME	1- 0	0- 0	4- 0				
2- 3	1- 1	0- 0	AWAY	0- 2	0- 0	1- 0				
1- 1	0- 0	0- 0	NEUTRAL	0- 0	0- 0	1- 1				
7- 4	1- 1	0- 0	NON-CONFERENCE	1- 2	0- 0	5- 1				
4- 0	0- 0	0- 0	HOME	1- 0	0- 0	3- 0				
2- 3	1- 1	0- 0	AWAY	0- 2	0- 0	1- 0				
1- 1	0- 0	0- 0	NEUTRAL	0- 0	0- 0	1- 1				
1- 0	0- 0	0- 0	CONFERENCE	0- 0	0- 0	1- 0				
1- 0	0- 0	0- 0	HOME	0- 0	0- 0	1- 0				
0- 0	0- 0	0- 0	AWAY	0- 0	0- 0	0- 0				
0- 0	0- 0	0- 0	NEUTRAL	0- 0	0- 0	0- 0				

RPI 1-25				RPI 26-50				RPI 51-100				RPI 101+				Team's RPI: 104
RPI	S	Opponent	Score	RPI	S	Opponent	Score	RPI	S	Opponent	Score	RPI	S	Opponent	Score	
20	A	TCU	72 79					54	A	Syracuse	54 66	152	N	Butler	55 60	
24	A	Ohio St.	74 68					67	A	Texas	60 73	164	H	Northern Ill.	87 67	
								76	H	IUPUI	70 64	175	H	American	81 69	
												222	A	Chattanooga	70 58	
												291	N	Pittsburgh	72 50	
												296	H	Marshall	67 51	
												349	H	Incarnate Word	78 41	
LAST 10 Division I																
				152	N	Butler	55 60	164	H	Northern Ill.	87 67					
				291	N	Pittsburgh	72 50	222	A	Chattanooga	70 58					
				349	H	Incarnate Word	78 41	67	A	Texas	60 73					
				24	A	Ohio St.	74 68	20	A	TCU	72 79					
				296	H	Marshall	67 51	76	H	IUPUI	70 64					

Non-Div I Games:

Ohio

Average RPI Win:	145	WON-LOST	WINNING	LAST 10	STRENGTH OF	OPP. STRENGTH	TEAM	ADJ.	CONF.	ADJ CONF.
Average RPI Loss:	33	RECORD	PCT. RANK	GAMES	SCHEDULE	OF SCHEDULE	RPI	RPI	RPI	RPI
DIV. I ONLY	8- 6	129	5-5	4	90	24	24	2	2	
DIV. I NON-CONF.	7- 4	100	4-3	6	152	24	24	3	3	
TOTALS	RPI 1-25	RPI 26-50	W-L RECORDS	RPI 51-100	RPI 101-150	RPI 150+				
8- 6	1- 4	2- 1	OVERALL	1- 0	0- 1	4- 0				
2- 3	1- 2	0- 0	HOME	0- 0	0- 1	1- 0				
4- 2	0- 2	1- 0	AWAY	1- 0	0- 0	2- 0				
2- 1	0- 0	1- 1	NEUTRAL	0- 0	0- 0	1- 0				
7- 4	1- 2	1- 1	NON-CONFERENCE	1- 0	0- 1	4- 0				
2- 2	1- 1	0- 0	HOME	0- 0	0- 1	1- 0				
3- 1	0- 1	0- 0	AWAY	1- 0	0- 0	2- 0				
2- 1	0- 0	1- 1	NEUTRAL	0- 0	0- 0	1- 0				
1- 2	0- 2	1- 0	CONFERENCE	0- 0	0- 0	0- 0				
0- 1	0- 1	0- 0	HOME	0- 0	0- 0	0- 0				
1- 1	0- 1	1- 0	AWAY	0- 0	0- 0	0- 0				
0- 0	0- 0	0- 0	NEUTRAL	0- 0	0- 0	0- 0				

RPI 1-25				RPI 26-50				RPI 51-100				RPI 101+			
RPI	S	Opponent	Score	RPI	S	Opponent	Score	RPI	S	Opponent	Score	RPI	S	Opponent	Score
1	H	UConn	62 73	38	N	South Dakota	53 68	87	A	Kent St.	75 65	104	H	Ohio	68 74
3	H	Louisville	67 60	45	N	UNI	64 46					168	N	Valparaiso	89 38
5	A	Stanford	52 71	49	A	Minnesota	66 63					173	A	Cincinnati	78 73
23	H	Purdue	50 66									289	H	Radford	70 57
25	A	Maryland	62 72									348	A	Sacramento St.	104 74
LAST 10 Division I															
289	H	Radford	70 57	25	A	Maryland	62 72								
3	H	Louisville	67 60	49	A	Minnesota	66 63								
45	N	UNI	64 46	23	H	Purdue	50 66								
38	N	South Dakota	53 68	348	A	Sacramento St.	104 74								
1	H	UConn	62 73	5	A	Stanford	52 71								

Non-Div I Games:

Ohio St.

■ Loss,
■ Non-Conf, S Site,
■ Home
■ Away
N Neutral

Average RPI Win:	136	WON-LOST	WINNING	LAST 10	STRENGTH OF	OPP. STRENGTH	TEAM	ADJ.	CONF.	ADJ CONF.
Average RPI Loss:	62	RECORD	PCT. RANK	GAMES	SCHEDULE	OF SCHEDULE	RPI	RPI	RPI	RPI
DIV. I ONLY	7- 6	151	5-5	6	108	55	55	5	5	
DIV. I NON-CONF.	7- 5	130	5-4	7	112	46	46	5	5	
TOTALS	RPI 1-25	RPI 26-50	W-L RECORDS	RPI 51-100	RPI 101-150	RPI 150+				
7- 6	0- 2	2- 1	OVERALL	1- 1	1- 1	3- 1				
7- 2	0- 1	2- 1	HOME	1- 0	1- 0	3- 0				
0- 3	0- 0	0- 0	AWAY	0- 1	0- 1	0- 1				
0- 1	0- 1	0- 0	NEUTRAL	0- 0	0- 0	0- 0				
7- 5	0- 2	2- 0	NON-CONFERENCE	1- 1	1- 1	3- 1				
7- 1	0- 1	2- 0	HOME	1- 0	1- 0	3- 0				
0- 3	0- 0	0- 0	AWAY	0- 1	0- 1	0- 1				
0- 1	0- 1	0- 0	NEUTRAL	0- 0	0- 0	0- 0				
0- 1	0- 0	0- 1	CONFERENCE	0- 0	0- 0	0- 0				
0- 1	0- 0	0- 1	HOME	0- 0	0- 0	0- 0				
0- 0	0- 0	0- 0	AWAY	0- 0	0- 0	0- 0				
0- 0	0- 0	0- 0	NEUTRAL	0- 0	0- 0	0- 0				

RPI 1-25				RPI 26-50				RPI 51-100				Team's RPI: 55	RPI 101+			
RPI	S	Opponent	Score	RPI	S	Opponent	Score	RPI	S	Opponent	Score		RPI	S	Opponent	Score
1	N	UConn	53 97	27	H	Drake	93 84	57	A	Western Ky.	63 74		115	A	Houston	69 85
2	H	Missouri St.	90 96	39	H	Baylor	56 77	75	H	Abilene Christian	78 65		134	H	UAB	82 75
				48	H	LSU	90 68						155	A	Wichita St.	83 88
													177	H	SFA	75 62
													188	H	Sam Houston St.	95 71
													306	H	Prairie View	94 48
LAST 10 Division I																
				57	A	Western Ky.	63 74	39	H	Baylor	56 77					
				155	A	Wichita St.	83 88	1	N	UConn	53 97					
				75	H	Abilene Christian	78 65	27	H	Drake	93 84					
				115	A	Houston	69 85	188	H	Sam Houston St.	95 71					
				177	H	SFA	75 62	48	H	LSU	90 68					

Non-Div I Games:

Oklahoma

Average RPI Win:	171	WON-LOST	WINNING	LAST 10	STRENGTH OF	OPP. STRENGTH	TEAM	ADJ.	CONF.	ADJ CONF.
Average RPI Loss:	10	RECORD	PCT. RANK	GAMES	SCHEDULE	OF SCHEDULE	RPI	RPI	RPI	RPI
DIV. I ONLY	10- 3	51	7-3	29	79	26	26	5	5	
DIV. I NON-CONF.	9- 3	64	6-3	58	73	37	37	5	5	
TOTALS	RPI 1-25	RPI 26-50	W-L RECORDS	RPI 51-100	RPI 101-150	RPI 150+				
10- 3	0- 3	1- 0	OVERALL	0- 0	3- 0	6- 0				
8- 0	0- 0	1- 0	HOME	0- 0	2- 0	5- 0				
1- 1	0- 1	0- 0	AWAY	0- 0	0- 0	1- 0				
1- 2	0- 2	0- 0	NEUTRAL	0- 0	1- 0	0- 0				
9- 3	0- 3	0- 0	NON-CONFERENCE	0- 0	3- 0	6- 0				
7- 0	0- 0	0- 0	HOME	0- 0	2- 0	5- 0				
1- 1	0- 1	0- 0	AWAY	0- 0	0- 0	1- 0				
1- 2	0- 2	0- 0	NEUTRAL	0- 0	1- 0	0- 0				
1- 0	0- 0	1- 0	CONFERENCE	0- 0	0- 0	0- 0				
1- 0	0- 0	1- 0	HOME	0- 0	0- 0	0- 0				
0- 0	0- 0	0- 0	AWAY	0- 0	0- 0	0- 0				
0- 0	0- 0	0- 0	NEUTRAL	0- 0	0- 0	0- 0				

RPI 1-25				RPI 26-50				Team's RPI: 26				RPI 51-100				RPI 101+			
RPI	S	Opponent	Score	RPI	S	Opponent	Score	RPI	S	Opponent	Score	RPI	S	Opponent	Score	RPI	S	Opponent	Score
3	N	Louisville	48 69	42	H	Kansas	67 49					102	H	Duquesne	84 41				
11	A	Texas A&M	62 74									118	N	UT Arlington	60 47				
15	N	Oregon	72 89									126	H	Idaho	62 47				
												174	H	Lamar University	74 53				
												183	H	Rice	69 38				
												217	A	Tulsa	78 48				
												220	H	Southern U.	72 59				
												258	H	Oral Roberts	78 44				
												272	H	Idaho St.	70 52				
LAST 10 Division I																			
				118	N	UT Arlington	60 47	42	H	Kansas	67 49								
				3	N	Louisville	48 69	102	H	Duquesne	84 41								
				15	N	Oregon	72 89	258	H	Oral Roberts	78 44								
				183	H	Rice	69 38	220	H	Southern U.	72 59								
				272	H	Idaho St.	70 52	11	A	Texas A&M	62 74								

Non-Div I Games:

Oklahoma St.

■ Loss,
 ■ Non-Conf, S Site,
 ■ Home
 ■ Away
 N Neutral

Old Dominion

Through Games Of Jan. 7, 2020

Average RPI Win:	179	WON-LOST	WINNING	LAST 10	STRENGTH OF	OPP. STRENGTH	TEAM	ADJ.	CONF.	ADJ CONF.
Average RPI Loss:	113	RECORD	PCT. RANK	GAMES	SCHEDULE	OF SCHEDULE	RPI	RPI	RPI	RPI
DIV. I ONLY	11- 3	41	8-2	198	86	51	51	13	13	
DIV. I NON-CONF.	10- 2	31	7-1	227	124	56	56	16	16	
TOTALS	RPI 1-25	RPI 26-50	W-L RECORDS	RPI 51-100	RPI 101-150	RPI 150+				
11- 3	0- 0	1- 1	OVERALL	0- 0	4- 1	6- 1				
6- 0	0- 0	0- 0	HOME	0- 0	1- 0	5- 0				
4- 3	0- 0	1- 1	AWAY	0- 0	2- 1	1- 1				
1- 0	0- 0	0- 0	NEUTRAL	0- 0	1- 0	0- 0				
10- 2	0- 0	0- 1	NON-CONFERENCE	0- 0	4- 0	6- 1				
6- 0	0- 0	0- 0	HOME	0- 0	1- 0	5- 0				
3- 2	0- 0	0- 1	AWAY	0- 0	2- 0	1- 1				
1- 0	0- 0	0- 0	NEUTRAL	0- 0	1- 0	0- 0				
1- 1	0- 0	1- 0	CONFERENCE	0- 0	0- 1	0- 0				
0- 0	0- 0	0- 0	HOME	0- 0	0- 0	0- 0				
1- 1	0- 0	1- 0	AWAY	0- 0	0- 1	0- 0				
0- 0	0- 0	0- 0	NEUTRAL	0- 0	0- 0	0- 0				

RPI S	Opponent	Score	RPI S	Opponent	Score	RPI S	Opponent	Score	RPI S	Opponent	Score
			32 A	Virginia	53 56				113 H	Richmond	73 51
			47 A	Middle Tenn.	67 56				116 A	Auburn	89 77
									126 N	Idaho	67 55
									130 A	William & Mary	69 58
									134 A	UAB	65 76
									156 H	Hampton	75 38
									172 A	VCU	49 62
									182 H	Campbell	59 44
									227 H	Mt. St. Mary's	85 34
									257 H	Winthrop	68 44
									293 H	UMES	48 39
									325 A	Cal Poly	61 55
LAST 10 Division I											
			172 A	VCU	49 62				134 A	UAB	65 76
			293 H	UMES	48 39				47 A	Middle Tenn.	67 56
			130 A	William & Mary	69 58				227 H	Mt. St. Mary's	85 34
			126 N	Idaho	67 55				156 H	Hampton	75 38
			325 A	Cal Poly	61 55				113 H	Richmond	73 51

Non-Div I Games:

Old Dominion

Loss, Non-Conf, S Site, H Home A Away N Neutral

Average RPI Win:	282	WON-LOST	WINNING	LAST 10	STRENGTH OF	OPP. STRENGTH	TEAM	ADJ.	CONF.	ADJ CONF.
Average RPI Loss:	146	RECORD	PCT. RANK	GAMES	SCHEDULE	OF SCHEDULE	RPI	RPI	RPI	RPI
DIV. I ONLY	7- 8	185	4-6	213	332	256	256	4	4	
DIV. I NON-CONF.	7- 6	160	4-4	280	346	294	294	4	4	
TOTALS	RPI 1-25	RPI 26-50	W-L RECORDS	RPI 51-100	RPI 101-150	RPI 150+				
7- 8	0- 1	0- 0	OVERALL	0- 1	0- 2	7- 4				
6- 4	0- 0	0- 0	HOME	0- 1	0- 2	6- 1				
0- 3	0- 1	0- 0	AWAY	0- 0	0- 0	0- 2				
1- 1	0- 0	0- 0	NEUTRAL	0- 0	0- 0	1- 1				
7- 6	0- 0	0- 0	NON-CONFERENCE	0- 0	0- 2	7- 4				
6- 3	0- 0	0- 0	HOME	0- 0	0- 2	6- 1				
0- 2	0- 0	0- 0	AWAY	0- 0	0- 0	0- 2				
1- 1	0- 0	0- 0	NEUTRAL	0- 0	0- 0	1- 1				
0- 2	0- 1	0- 0	CONFERENCE	0- 1	0- 0	0- 0				
0- 1	0- 0	0- 0	HOME	0- 1	0- 0	0- 0				
0- 1	0- 1	0- 0	AWAY	0- 0	0- 0	0- 0				
0- 0	0- 0	0- 0	NEUTRAL	0- 0	0- 0	0- 0				

RPI 1-25				RPI 26-50				RPI 51-100				RPI 101+ Team's RPI: 256			
RPI	S	Opponent	Score	RPI	S	Opponent	Score	RPI	S	Opponent	Score	RPI	S	Opponent	Score
11	A	Texas A&M	35 79					64	H	Georgia	51 58	117	H	New Orleans	64 69
												138	H	Southeast Mo. St.	53 70
												157	A	Southern Miss.	53 59
												179	H	Louisiana	42 53
												188	H	Sam Houston St.	75 69
												213	A	Texas Tech	48 84
												219	H	Louisiana Tech	76 53
												274	H	Ga. Southern	69 66
												281	H	Alabama St.	93 66
												291	N	Pittsburgh	50 58
												317	N	Alcorn	73 55
												346	H	Mississippi Val.	72 53
												351	H	La.-Monroe	66 42
LAST 10 Division I															
138	H	Southeast Mo. St.	53 70	11	A	Texas A&M	35 79	64	H	Georgia	51 58				
213	A	Texas Tech	48 84												
291	N	Pittsburgh	50 58	281	H	Alabama St.	93 66								
317	N	Alcorn	73 55	179	H	Louisiana	42 53								
188	H	Sam Houston St.	75 69	274	H	Ga. Southern	69 66								

Non-Div I Games:

Ole Miss

■ Loss,
■ Non-Conf,
■ S Site,
■ H Home
■ A Away
N Neutral

Average RPI Win:	286	WON-LOST	WINNING	LAST 10	STRENGTH OF	OPP. STRENGTH	TEAM	ADJ.	CONF.	ADJ CONF.
Average RPI Loss:	138	RECORD	PCT. RANK	GAMES	SCHEDULE	OF SCHEDULE	RPI	RPI	RPI	RPI
DIV. I ONLY	4- 9	260	4-6	183	265	287	287	17	17	
DIV. I NON-CONF.	3- 8	268	3-5	165	293	291	291	18	18	
TOTALS	RPI 1-25	RPI 26-50	W-L RECORDS	RPI 51-100	RPI 101-150	RPI 150+				
4- 9	0- 1	0- 2	OVERALL	0- 1	0- 0	4- 5				
3- 4	0- 1	0- 1	HOME	0- 1	0- 0	3- 1				
0- 4	0- 0	0- 1	AWAY	0- 0	0- 0	0- 3				
1- 1	0- 0	0- 0	NEUTRAL	0- 0	0- 0	1- 1				
3- 8	0- 1	0- 2	NON-CONFERENCE	0- 0	0- 0	3- 5				
2- 3	0- 1	0- 1	HOME	0- 0	0- 0	2- 1				
0- 4	0- 0	0- 1	AWAY	0- 0	0- 0	0- 3				
1- 1	0- 0	0- 0	NEUTRAL	0- 0	0- 0	1- 1				
1- 1	0- 0	0- 0	CONFERENCE	0- 1	0- 0	1- 0				
1- 1	0- 0	0- 0	HOME	0- 1	0- 0	1- 0				
0- 0	0- 0	0- 0	AWAY	0- 0	0- 0	0- 0				
0- 0	0- 0	0- 0	NEUTRAL	0- 0	0- 0	0- 0				

RPI 1-25				RPI 26-50				RPI 51-100				RPI 101+ Team's RPI: 287			
RPI	S	Opponent	Score	RPI	S	Opponent	Score	RPI	S	Opponent	Score	RPI	S	Opponent	Score
17	H	Creighton	54 67	42	A	Kansas	48 63	100	H	South Dakota St.	51 68	169	H	Cleveland St.	66 79
				45	H	UNI	45 81					172	N	VCU	66 74
												206	A	Kansas St.	48 73
												216	A	Northern Ky.	40 57
												240	H	UMKC	57 53
												258	H	Oral Roberts	60 54
												279	A	Eastern Ill.	52 65
												298	H	Morgan St.	70 64
												346	N	Mississippi Val.	78 70
LAST 10 Division I															
240	H	UMKC	57 53	258	H	Oral Roberts	60 54	100	H	South Dakota St.	51 68	169	H	Cleveland St.	66 79
346	N	Mississippi Val.	78 70	45	H	UNI	45 81	279	A	Eastern Ill.	52 65				
172	N	VCU	66 74												
216	A	Northern Ky.	40 57												
298	H	Morgan St.	70 64												

Non-Div I Games: Peru St. 92 58 Graceland (IA) 85 46

Omaha

Loss, Non-Conf, S Site, H Home A Away N Neutral

Oral Roberts

Through Games Of Jan. 7, 2020

Average RPI Win:	206	WON-LOST	WINNING	LAST 10	STRENGTH OF	OPP. STRENGTH	TEAM	ADJ.	CONF.	ADJ CONF.
Average RPI Loss:	159	RECORD	PCT. RANK	GAMES	SCHEDULE	OF SCHEDULE	RPI	RPI	RPI	RPI
DIV. I ONLY	3- 10	291	1-9	113	237	258	258	17	17	
DIV. I NON-CONF.	3- 8	268	1-7	96	252	241	241	18	18	
TOTALS	RPI 1-25	RPI 26-50	W-L RECORDS	RPI 51-100	RPI 101-150	RPI 150+				
3- 10	0- 0	0- 2	OVERALL	0- 2	0- 0	3- 6				
3- 1	0- 0	0- 0	HOME	0- 0	0- 0	3- 1				
0- 9	0- 0	0- 2	AWAY	0- 2	0- 0	0- 5				
0- 0	0- 0	0- 0	NEUTRAL	0- 0	0- 0	0- 0				
3- 8	0- 0	0- 2	NON-CONFERENCE	0- 1	0- 0	3- 5				
3- 1	0- 0	0- 0	HOME	0- 0	0- 0	3- 1				
0- 7	0- 0	0- 2	AWAY	0- 1	0- 0	0- 4				
0- 0	0- 0	0- 0	NEUTRAL	0- 0	0- 0	0- 0				
0- 2	0- 0	0- 0	CONFERENCE	0- 1	0- 0	0- 1				
0- 0	0- 0	0- 0	HOME	0- 0	0- 0	0- 0				
0- 2	0- 0	0- 0	AWAY	0- 1	0- 0	0- 1				
0- 0	0- 0	0- 0	NEUTRAL	0- 0	0- 0	0- 0				

RPI S	Opponent	Score	RPI S	Opponent	Score	RPI S	Opponent	Score	RPI S	Opponent	Score	Team's RPI: 258
26	A Oklahoma St.	44 78	68	A Nebraska	67 77	155	H Wichita St.	79 66				
44	A Arkansas	64 96	100	A South Dakota St.	44 58	163	A Southern Utah	58 72				
						165	A Utah	58 78				
						188	H Sam Houston St.	64 41				
						206	A Kansas St.	69 109				
						217	A Tulsa	65 67				
						276	H Texas St.	63 57				
						287	A Omaha	54 60				
						309	H Houston Baptist	73 74				
LAST 10 Division I												
163	A Southern Utah	58 72	287	A Omaha	54 60							
188	H Sam Houston St.	64 41	100	A South Dakota St.	44 58							
309	H Houston Baptist	73 74	26	A Oklahoma St.	44 78							
217	A Tulsa	65 67	68	A Nebraska	67 77							
206	A Kansas St.	69 109	165	A Utah	58 78							

Non-Div I Games: Rogers St. 80 40 Cent. Christian (KS114 60

Oral Roberts

Loss, Non-Conf, S Site, H Home A Away N Neutral

Oregon

Through Games Of Jan. 7, 2020

Average RPI Win:	143	WON-LOST	WINNING	LAST 10	STRENGTH OF	OPP. STRENGTH	TEAM	ADJ.	CONF.	ADJ CONF.
Average RPI Loss:	3	RECORD	PCT. RANK	GAMES	SCHEDULE	OF SCHEDULE	RPI	RPI	RPI	RPI
DIV. I ONLY	12- 1	13	9-1	45	61	15	15	1	1	
DIV. I NON-CONF.	10- 1	19	7-1	78	44	16	16	1	1	
TOTALS	RPI 1-25	RPI 26-50	W-L RECORDS	RPI 51-100	RPI 101-150	RPI 150+				
12- 1	0- 1	2- 0	OVERALL	3- 0	1- 0	6- 0				
8- 0	0- 0	1- 0	HOME	2- 0	0- 0	5- 0				
2- 0	0- 0	0- 0	AWAY	1- 0	0- 0	1- 0				
2- 1	0- 1	1- 0	NEUTRAL	0- 0	1- 0	0- 0				
10- 1	0- 1	1- 0	NON-CONFERENCE	3- 0	1- 0	5- 0				
6- 0	0- 0	0- 0	HOME	2- 0	0- 0	4- 0				
2- 0	0- 0	0- 0	AWAY	1- 0	0- 0	1- 0				
2- 1	0- 1	1- 0	NEUTRAL	0- 0	1- 0	0- 0				
2- 0	0- 0	1- 0	CONFERENCE	0- 0	0- 0	1- 0				
2- 0	0- 0	1- 0	HOME	0- 0	0- 0	1- 0				
0- 0	0- 0	0- 0	AWAY	0- 0	0- 0	0- 0				
0- 0	0- 0	0- 0	NEUTRAL	0- 0	0- 0	0- 0				

RPI	S	Opponent	Score	RPI	S	Opponent	Score	RPI	S	Opponent	Score	RPI	S	Opponent	Score
3	N	Louisville	62 72	26	N	Oklahoma St.	89 72	54	A	Syracuse	81 64	118	N	UT Arlington	91 54
				28	H	Colorado	104 46	78	H	Texas Southern	99 63	165	H	Utah	88 51
								100	H	South Dakota St.	95 56	196	H	Northeastern	89 47
												206	H	Kansas St.	89 51
												241	H	UC Riverside	84 41
												247	A	Long Beach St.	81 45
												260	H	Utah St.	109 52
LAST 10 Division I															
				100	H	South Dakota St.	95 56					165	H	Utah	88 51
				3	N	Louisville	62 72					28	H	Colorado	104 46
				118	N	UT Arlington	91 54					206	H	Kansas St.	89 51
				54	A	Syracuse	81 64					241	H	UC Riverside	84 41
				26	N	Oklahoma St.	89 72					247	A	Long Beach St.	81 45

Non-Div I Games: Corban 125 42

Oregon

Loss, Non-Conf, S Site, H Home A Away N Neutral

Average RPI Win:	122	WON-LOST	WINNING	LAST 10	STRENGTH OF	OPP. STRENGTH	TEAM	ADJ.	CONF.	ADJ CONF.
Average RPI Loss:	0	RECORD	PCT. RANK	GAMES	SCHEDULE	OF SCHEDULE	RPI	RPI	RPI	RPI
DIV. I ONLY	14- 0	1	10-0	33	24	6	6	1	1	
DIV. I NON-CONF.	12- 0	1	8-0	60	14	6	6	1	1	
TOTALS	RPI 1-25	RPI 26-50	W-L RECORDS	RPI 51-100	RPI 101-150	RPI 150+				
14- 0	2- 0	2- 0	OVERALL	3- 0	2- 0	5- 0				
10- 0	2- 0	1- 0	HOME	2- 0	1- 0	4- 0				
1- 0	0- 0	1- 0	AWAY	0- 0	0- 0	0- 0				
3- 0	0- 0	0- 0	NEUTRAL	1- 0	1- 0	1- 0				
12- 0	2- 0	1- 0	NON-CONFERENCE	3- 0	2- 0	4- 0				
8- 0	2- 0	0- 0	HOME	2- 0	1- 0	3- 0				
1- 0	0- 0	1- 0	AWAY	0- 0	0- 0	0- 0				
3- 0	0- 0	0- 0	NEUTRAL	1- 0	1- 0	1- 0				
2- 0	0- 0	1- 0	CONFERENCE	0- 0	0- 0	1- 0				
2- 0	0- 0	1- 0	HOME	0- 0	0- 0	1- 0				
0- 0	0- 0	0- 0	AWAY	0- 0	0- 0	0- 0				
0- 0	0- 0	0- 0	NEUTRAL	0- 0	0- 0	0- 0				

RPI 1-25				RPI 26-50				RPI 51-100				RPI 101+			
RPI	S	Opponent	Score	RPI	S	Opponent	Score	RPI	S	Opponent	Score	RPI	S	Opponent	Score
2	H	Missouri St.	80 69	28	H	Colorado	72 60	84	H	CSU Bakersfield	69 50	133	N	BYU	65 34
9	H	DePaul	98 77	29	A	Miami (FL)	75 53	94	H	Pacific	69 57	147	H	Hawaii	64 32
								98	N	Liberty	68 55	163	H	Southern Utah	95 45
												165	H	Utah	77 48
												245	H	UC Irvine	86 57
												246	N	Northern Ariz.	91 57
												260	H	Utah St.	75 46
LAST 10 Division I															
260	H	Utah St.	75 46	28	H	Colorado	72 60	165	H	Utah	77 48	84	H	CSU Bakersfield	69 50
147	H	Hawaii	64 32					133	N	BYU	65 34	246	N	Northern Ariz.	91 57
98	N	Liberty	68 55												
29	A	Miami (FL)	75 53												
163	H	Southern Utah	95 45												

Non-Div I Games:

Oregon St.

Average RPI Win:	236	WON-LOST	WINNING	LAST 10	STRENGTH OF	OPP. STRENGTH	TEAM	ADJ.	CONF.	ADJ CONF.
Average RPI Loss:	80	RECORD	PCT. RANK	GAMES	SCHEDULE	OF SCHEDULE	RPI	RPI	RPI	RPI
DIV. I ONLY	10- 5	82	6-4	220	94	94	94	11	11	
DIV. I NON-CONF.	7- 4	100	3-3	185	72	88	88	12	12	
TOTALS	RPI 1-25	RPI 26-50	W-L RECORDS	RPI 51-100	RPI 101-150	RPI 150+				
10- 5	0- 2	0- 0	OVERALL	1- 2	0- 0	9- 1				
6- 0	0- 0	0- 0	HOME	0- 0	0- 0	6- 0				
3- 4	0- 2	0- 0	AWAY	1- 2	0- 0	2- 0				
1- 1	0- 0	0- 0	NEUTRAL	0- 0	0- 0	1- 1				
7- 4	0- 2	0- 0	NON-CONFERENCE	1- 1	0- 0	6- 1				
4- 0	0- 0	0- 0	HOME	0- 0	0- 0	4- 0				
2- 3	0- 2	0- 0	AWAY	1- 1	0- 0	1- 0				
1- 1	0- 0	0- 0	NEUTRAL	0- 0	0- 0	1- 1				
3- 1	0- 0	0- 0	CONFERENCE	0- 1	0- 0	3- 0				
2- 0	0- 0	0- 0	HOME	0- 0	0- 0	2- 0				
1- 1	0- 0	0- 0	AWAY	0- 1	0- 0	1- 0				
0- 0	0- 0	0- 0	NEUTRAL	0- 0	0- 0	0- 0				

RPI 1-25				RPI 26-50				RPI 51-100 Team's RPI: 94				RPI 101+			
RPI	S	Opponent	Score	RPI	S	Opponent	Score	RPI	S	Opponent	Score	RPI	S	Opponent	Score
6	A	Oregon St.	57 69					71	A	Drexel	58 51	181	A	San Francisco	84 61
7	A	UCLA	57 68					84	A	CSU Bakersfield	70 80	194	H	SMU	77 49
								96	A	Santa Clara	65 75	205	N	Toledo	65 66
												240	H	UMKC	89 60
												255	H	Pepperdine	64 63
												271	H	Indiana St.	83 66
												280	N	St. Francis Brooklyn	71 62
												283	A	UC Santa Barbara	63 53
												285	H	LMU (CA)	76 67
												301	H	Weber St.	76 53
LAST 10 Division I															
280	N	St. Francis Brooklyn	71 62	255	H	Pepperdine	64 63								
7	A	UCLA	57 68	285	H	LMU (CA)	76 67								
84	A	CSU Bakersfield	70 80	181	A	San Francisco	84 61								
283	A	UC Santa Barbara	63 53	96	A	Santa Clara	65 75								
194	H	SMU	77 49	205	N	Toledo	65 66								

Non-Div I Games:

Pacific

■ Loss,
■ Non-Conf,
■ S Site,
■ H Home
■ A Away
N Neutral

Average RPI Win:	212	WON-LOST	WINNING	LAST 10	STRENGTH OF	OPP. STRENGTH	TEAM	ADJ.	CONF.	ADJ CONF.
Average RPI Loss:	37	RECORD	PCT. RANK	GAMES	SCHEDULE	OF SCHEDULE	RPI	RPI	RPI	RPI
DIV. I ONLY	9- 1	19	9-1	334	17	91	91	9	9	
DIV. I NON-CONF.	9- 1	27	9-1	335	16	90	90	9	9	
TOTALS	RPI 1-25	RPI 26-50	W-L RECORDS	RPI 51-100	RPI 101-150	RPI 150+				
9- 1	0- 0	0- 1	OVERALL	1- 0	2- 0	6- 0				
5- 0	0- 0	0- 0	HOME	1- 0	0- 0	4- 0				
4- 1	0- 0	0- 1	AWAY	0- 0	2- 0	2- 0				
0- 0	0- 0	0- 0	NEUTRAL	0- 0	0- 0	0- 0				
9- 1	0- 0	0- 1	NON-CONFERENCE	1- 0	2- 0	6- 0				
5- 0	0- 0	0- 0	HOME	1- 0	0- 0	4- 0				
4- 1	0- 0	0- 1	AWAY	0- 0	2- 0	2- 0				
0- 0	0- 0	0- 0	NEUTRAL	0- 0	0- 0	0- 0				
0- 0	0- 0	0- 0	CONFERENCE	0- 0	0- 0	0- 0				
0- 0	0- 0	0- 0	HOME	0- 0	0- 0	0- 0				
0- 0	0- 0	0- 0	AWAY	0- 0	0- 0	0- 0				
0- 0	0- 0	0- 0	NEUTRAL	0- 0	0- 0	0- 0				

RPI 1-25			RPI 26-50			RPI 51-100			Team's RPI: 91	RPI 101+		
RPI	S	Opponent	Score	RPI	S	Opponent	Score	RPI	S	Opponent	Score	
				37	A	Duke	50 66	71	H	Drexel	53 49	
										121	A	Saint Joseph's 55 45
										147	A	Hawaii 70 55
										170	H	Iona 74 42
										195	A	La Salle 65 49
										232	H	Stetson 81 41
										313	A	NJIT 85 51
										315	H	Siena 92 44
										341	H	Hartford 74 46
LAST 10 Division I												
				37	A	Duke	50 66	147	A	Hawaii	70 55	
				121	A	Saint Joseph's	55 45	71	H	Drexel	53 49	
				170	H	Iona	74 42	232	H	Stetson	81 41	
				313	A	NJIT	85 51	195	A	La Salle	65 49	
				315	H	Siena	92 44	341	H	Hartford	74 46	

Non-Div I Games: Chaminade 90 39

Penn

Average RPI Win:	229	WON-LOST	WINNING	LAST 10	STRENGTH OF	OPP. STRENGTH	TEAM	ADJ.	CONF.	ADJ CONF.
Average RPI Loss:	120	RECORD	PCT. RANK	GAMES	SCHEDULE	OF SCHEDULE	RPI	RPI	RPI	RPI
DIV. I ONLY	6- 8	205	4-6	126	176	203	203	2	2	
DIV. I NON-CONF.	6- 5	151	4-3	226	220	215	215	3	3	
TOTALS	RPI 1-25	RPI 26-50	W-L RECORDS	RPI 51-100	RPI 101-150	RPI 150+				
6- 8	0- 1	0- 2	OVERALL	0- 0	1- 2	5- 3				
4- 4	0- 0	0- 1	HOME	0- 0	1- 1	3- 2				
1- 3	0- 1	0- 1	AWAY	0- 0	0- 1	1- 0				
1- 1	0- 0	0- 0	NEUTRAL	0- 0	0- 0	1- 1				
6- 5	0- 1	0- 0	NON-CONFERENCE	0- 0	1- 1	5- 3				
4- 3	0- 0	0- 0	HOME	0- 0	1- 1	3- 2				
1- 1	0- 1	0- 0	AWAY	0- 0	0- 0	1- 0				
1- 1	0- 0	0- 0	NEUTRAL	0- 0	0- 0	1- 1				
0- 3	0- 0	0- 2	CONFERENCE	0- 0	0- 1	0- 0				
0- 1	0- 0	0- 1	HOME	0- 0	0- 0	0- 0				
0- 2	0- 0	0- 1	AWAY	0- 0	0- 1	0- 0				
0- 0	0- 0	0- 0	NEUTRAL	0- 0	0- 0	0- 0				

RPI 1-25				RPI 26-50				RPI 51-100				RPI 101+				Team's RPI: 203
RPI	S	Opponent	Score	RPI	S	Opponent	Score	RPI	S	Opponent	Score	RPI	S	Opponent	Score	
19	A	Princeton	55 72	43	A	Michigan	48 82					110	A	Wisconsin	65 71	
				49	H	Minnesota	74 81					124	H	Fordham	72 59	
												132	H	Rider	70 78	
												161	H	George Mason	68 78	
												167	H	Clemson	68 55	
												195	H	La Salle	67 69	
												228	H	Sacred Heart	88 65	
												247	N	Long Beach St.	56 64	
												252	A	Towson	73 67	
												291	H	Pittsburgh	78 73	
												314	N	N.C. Central	92 68	
LAST 10 Division I																
291	H	Pittsburgh	78 73	110	A	Wisconsin	65 71									
314	N	N.C. Central	92 68	43	A	Michigan	48 82									
247	N	Long Beach St.	56 64	49	H	Minnesota	74 81									
161	H	George Mason	68 78	228	H	Sacred Heart	88 65									
167	H	Clemson	68 55	19	A	Princeton	55 72									

Non-Div I Games:

Penn St.

■ Loss,
■ Non-Conf, S Site,
■ Home
■ Away
N Neutral

<div> <div>Average RPI Win: 271</div> <div>WON-LOST</div> <div>WINNING</div> <div>LAST 10</div> </div>				<div> <div>STRENGTH OF</div> <div>OPP. STRENGTH</div> <div>TEAM</div> </div>			<div> <div>ADJ.</div> <div>RPI</div> </div>	<div> <div>CONF.</div> <div>RPI</div> </div>	<div> <div>ADJ CONF.</div> <div>RPI</div> </div>
<div> <div>Average RPI Loss: 128</div> <div>RECORD</div> <div>PCT. RANK</div> <div>GAMES</div> </div>				<div> <div>SCHEDULE</div> </div>	<div> <div>OF SCHEDULE</div> </div>	<div> <div>RPI</div> </div>			
DIV. I ONLY				297	104	255	255	11	11
DIV. I NON-CONF.				338	99	280	280	12	12
TOTALS	RPI 1-25		RPI 26-50	W-L RECORDS	RPI 51-100	RPI 101-150		RPI 150+	
5- 7	0- 0		0- 0	OVERALL	0- 3	0- 3		5- 1	
3- 3	0- 0		0- 0	HOME	0- 0	0- 2		3- 1	
2- 4	0- 0		0- 0	AWAY	0- 3	0- 1		2- 0	
0- 0	0- 0		0- 0	NEUTRAL	0- 0	0- 0		0- 0	
4- 4	0- 0		0- 0	NON-CONFERENCE	0- 2	0- 1		4- 1	
2- 2	0- 0		0- 0	HOME	0- 0	0- 1		2- 1	
2- 2	0- 0		0- 0	AWAY	0- 2	0- 0		2- 0	
0- 0	0- 0		0- 0	NEUTRAL	0- 0	0- 0		0- 0	
1- 3	0- 0		0- 0	CONFERENCE	0- 1	0- 2		1- 0	
1- 1	0- 0		0- 0	HOME	0- 0	0- 1		1- 0	
0- 2	0- 0		0- 0	AWAY	0- 1	0- 1		0- 0	
0- 0	0- 0		0- 0	NEUTRAL	0- 0	0- 0		0- 0	

RPI 1-25				RPI 26-50				RPI 51-100				RPI 101+				Team's RPI: 255	
RPI	S	Opponent	Score	RPI	S	Opponent	Score	RPI	S	Opponent	Score	RPI	S	Opponent	Score		
								77	A	Washington St.	48	85	122	A	Saint Mary's (CA)	78	85
								80	A	Boise St.	74	76	133	H	BYU	47	65
								94	A	Pacific	63	64	147	H	Hawaii	51	52
													207	H	San Diego	73	57
													225	H	UC Davis	70	67
													242	H	UNLV	44	69
													297	A	Eastern Wash.	53	52
													302	A	New Mexico St.	72	69
													325	H	Cal Poly	63	53
LAST 10 Division I																	
				225	H	UC Davis	70	67	94	A	Pacific	63	64				
				242	H	UNLV	44	69	122	A	Saint Mary's (CA)	78	85				
				297	A	Eastern Wash.	53	52	133	H	BYU	47	65				
				302	A	New Mexico St.	72	69	207	H	San Diego	73	57				
				147	H	Hawaii	51	52	80	A	Boise St.	74	76				

Non-Div I Games:	Concordia (CA)	76	57	Cal St. L.A.	79	56
------------------	----------------	----	----	--------------	----	----

Pepperdine

■ Loss, ■ Non-Conf, S Site, H Home A Away N Neutral

Average RPI Win: 311		WON-LOST	WINNING	LAST 10	STRENGTH OF	OPP. STRENGTH	TEAM	ADJ.	CONF.	ADJ CONF.
Average RPI Loss: 128		RECORD	PCT. RANK	GAMES	SCHEDULE	OF SCHEDULE	RPI	RPI	RPI	RPI
DIV. I ONLY		3- 11	302	1-9	146	254	291	291	3	3
DIV. I NON-CONF.		3- 8	268	1-6	175	302	301	301	2	2
TOTALS		RPI 1-25	RPI 26-50	W-L RECORDS	RPI 51-100	RPI 101-150	RPI 150+			
3- 11	0- 0		0- 0	OVERALL	0- 3	0- 4	3- 4			
2- 6	0- 0		0- 0	HOME	0- 2	0- 2	2- 2			
0- 4	0- 0		0- 0	AWAY	0- 1	0- 1	0- 2			
1- 1	0- 0		0- 0	NEUTRAL	0- 0	0- 1	1- 0			
3- 8	0- 0		0- 0	NON-CONFERENCE	0- 2	0- 2	3- 4			
2- 4	0- 0		0- 0	HOME	0- 1	0- 1	2- 2			
0- 3	0- 0		0- 0	AWAY	0- 1	0- 0	0- 2			
1- 1	0- 0		0- 0	NEUTRAL	0- 0	0- 1	1- 0			
0- 3	0- 0		0- 0	CONFERENCE	0- 1	0- 2	0- 0			
0- 2	0- 0		0- 0	HOME	0- 1	0- 1	0- 0			
0- 1	0- 0		0- 0	AWAY	0- 0	0- 1	0- 0			
0- 0	0- 0		0- 0	NEUTRAL	0- 0	0- 0	0- 0			

RPI 1-25				RPI 26-50				RPI 51-100				RPI 101+				Team's RPI: 291	
RPI	S	Opponent	Score	RPI	S	Opponent	Score	RPI	S	Opponent	Score	RPI	S	Opponent	Score		
								56	A	UCF	58 74	101	H	Notre Dame	52 60		
								92	H	Stony Brook	56 59	102	H	Duquesne	62 81		
								93	H	Boston College	70 79	104	N	Ohio	50 72		
												112	A	North Carolina	62 70		
												162	H	Miami (OH)	71 80		
												173	A	Cincinnati	53 69		
												203	A	Penn St.	73 78		
												210	H	Georgetown	56 66		
												256	N	Ole Miss	58 50		
												337	H	Central Conn. St.	81 73		
												339	H	Fairleigh Dickinson	69 60		
LAST 10 Division I																	
				92	H	Stony Brook	56 59	93	H	Boston College	70 79						
				203	A	Penn St.	73 78	101	H	Notre Dame	52 60						
				256	N	Ole Miss	58 50	112	A	North Carolina	62 70						
				104	N	Ohio	50 72	173	A	Cincinnati	53 69						
				102	H	Duquesne	62 81	162	H	Miami (OH)	71 80						

Non-Div I Games:

Pittsburgh

Loss, Non-Conf, S Site, H Home A Away N Neutral

Average RPI Win:	237	WON-LOST	WINNING	LAST 10	STRENGTH OF	OPP. STRENGTH	TEAM	ADJ.	CONF.	ADJ CONF.
Average RPI Loss:	138	RECORD	PCT. RANK	GAMES	SCHEDULE	OF SCHEDULE	RPI	RPI	RPI	RPI
DIV. I ONLY	6- 6	170	4-6	174	232	160	160	11	11	
DIV. I NON-CONF.	5- 4	140	3-4	239	303	202	202	12	12	
TOTALS	RPI 1-25	RPI 26-50	W-L RECORDS	RPI 51-100	RPI 101-150	RPI 150+				
6- 6	0- 1	0- 0	OVERALL	0- 2	2- 0	4- 3				
2- 3	0- 0	0- 0	HOME	0- 2	1- 0	1- 1				
4- 3	0- 1	0- 0	AWAY	0- 0	1- 0	3- 2				
0- 0	0- 0	0- 0	NEUTRAL	0- 0	0- 0	0- 0				
5- 4	0- 0	0- 0	NON-CONFERENCE	0- 2	1- 0	4- 2				
2- 3	0- 0	0- 0	HOME	0- 2	1- 0	1- 1				
3- 1	0- 0	0- 0	AWAY	0- 0	0- 0	3- 1				
0- 0	0- 0	0- 0	NEUTRAL	0- 0	0- 0	0- 0				
1- 2	0- 1	0- 0	CONFERENCE	0- 0	1- 0	0- 1				
0- 0	0- 0	0- 0	HOME	0- 0	0- 0	0- 0				
1- 2	0- 1	0- 0	AWAY	0- 0	1- 0	0- 1				
0- 0	0- 0	0- 0	NEUTRAL	0- 0	0- 0	0- 0				

RPI 1-25				RPI 26-50				RPI 51-100				RPI 101+				Team's RPI: 160
RPI	S	Opponent	Score	RPI	S	Opponent	Score	RPI	S	Opponent	Score	RPI	S	Opponent	Score	
8	A	Gonzaga	57 62					75	H	Abilene Christian	69 76	133	A	BYU	57 48	
								95	H	Loyola Chicago	64 78	135	H	Fresno St.	75 64	
												190	H	Portland St.	71 77	
												207	A	San Diego	55 74	
												253	A	CSUN	64 73	
												260	A	Utah St.	70 64	
												269	H	Grand Canyon	73 41	
												301	A	Weber St.	78 59	
												323	A	Air Force	72 56	
LAST 10 Division I																
95	H	Loyola Chicago	64 78	133	A	BYU	57 48									
75	H	Abilene Christian	69 76	207	A	San Diego	55 74									
323	A	Air Force	72 56	8	A	Gonzaga	57 62									
253	A	CSUN	64 73	190	H	Portland St.	71 77									
135	H	Fresno St.	75 64	269	H	Grand Canyon	73 41									

Non-Div I Games: Warner Pacific 78 36 Willamette 82 42

Portland

Loss, Non-Conf, S Site, H Home A Away N Neutral

Average RPI Win:	232	WON-LOST	WINNING	LAST 10	STRENGTH OF	OPP. STRENGTH	TEAM	ADJ.	CONF.	ADJ CONF.
Average RPI Loss:	159	RECORD	PCT. RANK	GAMES	SCHEDULE	OF SCHEDULE	RPI	RPI	RPI	RPI
DIV. I ONLY	7- 6	151	7-3	279	193	190	190	21	21	
DIV. I NON-CONF.	5- 4	140	5-1	282	202	184	184	19	19	
TOTALS	RPI 1-25	RPI 26-50	W-L RECORDS	RPI 51-100	RPI 101-150	RPI 150+				
7- 6	0- 0	0- 0	OVERALL	0- 2	1- 1	6- 3				
4- 1	0- 0	0- 0	HOME	0- 1	1- 0	3- 0				
3- 4	0- 0	0- 0	AWAY	0- 1	0- 1	3- 2				
0- 1	0- 0	0- 0	NEUTRAL	0- 0	0- 0	0- 1				
5- 4	0- 0	0- 0	NON-CONFERENCE	0- 2	0- 0	5- 2				
2- 1	0- 0	0- 0	HOME	0- 1	0- 0	2- 0				
3- 2	0- 0	0- 0	AWAY	0- 1	0- 0	3- 1				
0- 1	0- 0	0- 0	NEUTRAL	0- 0	0- 0	0- 1				
2- 2	0- 0	0- 0	CONFERENCE	0- 0	1- 1	1- 1				
2- 0	0- 0	0- 0	HOME	0- 0	1- 0	1- 0				
0- 2	0- 0	0- 0	AWAY	0- 0	0- 1	0- 1				
0- 0	0- 0	0- 0	NEUTRAL	0- 0	0- 0	0- 0				

RPI 1-25				RPI 26-50				RPI 51-100				RPI 101+				Team's RPI: 190	
RPI	S	Opponent	Score	RPI	S	Opponent	Score	RPI	S	Opponent	Score	RPI	S	Opponent	Score		
								80	A	Boise St.	57	82	126	H	Idaho	74	53
								96	H	Tennessee	61	88	127	A	Northern Colo.	58	77
													160	A	Portland	77	71
													163	A	Southern Utah	58	71
													225	A	UC Davis	76	70
													240	A	UMKC	69	87
													245	A	UC Irvine	70	61
													245	N	UC Irvine	75	83
													269	H	Grand Canyon	69	46
													297	H	Eastern Wash.	75	58
													300	H	Nevada	80	75
LAST 10 Division I																	
				160	A	Portland	77 71					297	H	Eastern Wash.	75 58		
				269	H	Grand Canyon	69 46					126	H	Idaho	74 53		
				245	A	UC Irvine	70 61					163	A	Southern Utah	58 71		
				225	A	UC Davis	76 70					127	A	Northern Colo.	58 77		
				300	H	Nevada	80 75					96	H	Tennessee	61 88		

Non-Div I Games: Multnomah 104 48

Portland St.

Average RPI Win:	0	WON-LOST	WINNING	LAST 10	STRENGTH OF	OPP. STRENGTH	TEAM	ADJ.	CONF.	ADJ CONF.
Average RPI Loss:	151	RECORD	PCT. RANK	GAMES	SCHEDULE	OF SCHEDULE	RPI	RPI	RPI	RPI
DIV. I ONLY	0- 11	344	0-10	77	236	306	306	29	29	
DIV. I NON-CONF.	0- 9	338	0-8	8	236	245	245	28	28	
TOTALS	RPI 1-25	RPI 26-50	W-L RECORDS	RPI 51-100	RPI 101-150	RPI 150+				
0- 11	0- 1	0- 1	OVERALL	0- 1	0- 2	0- 6				
0- 3	0- 0	0- 0	HOME	0- 0	0- 1	0- 2				
0- 6	0- 1	0- 1	AWAY	0- 1	0- 1	0- 2				
0- 2	0- 0	0- 0	NEUTRAL	0- 0	0- 0	0- 2				
0- 9	0- 1	0- 1	NON-CONFERENCE	0- 1	0- 2	0- 4				
0- 1	0- 0	0- 0	HOME	0- 0	0- 1	0- 0				
0- 6	0- 1	0- 1	AWAY	0- 1	0- 1	0- 2				
0- 2	0- 0	0- 0	NEUTRAL	0- 0	0- 0	0- 2				
0- 2	0- 0	0- 0	CONFERENCE	0- 0	0- 0	0- 2				
0- 2	0- 0	0- 0	HOME	0- 0	0- 0	0- 2				
0- 0	0- 0	0- 0	AWAY	0- 0	0- 0	0- 0				
0- 0	0- 0	0- 0	NEUTRAL	0- 0	0- 0	0- 0				

RPI 1-25				RPI 26-50				RPI 51-100				RPI 101+ Team's RPI: 306			
RPI	S	Opponent	Score	RPI	S	Opponent	Score	RPI	S	Opponent	Score	RPI	S	Opponent	Score
11	A	Texas A&M	38 80	36	A	Arizona	48 83	55	A	Oklahoma	48 94	110	A	Wisconsin	42 68
												141	H	Florida	44 51
												162	N	Miami (OH)	52 65
												183	A	Rice	55 77
												213	A	Texas Tech	48 82
												215	N	A&M-Corpus Christi	52 64
												220	H	Southern U.	48 68
												317	H	Alcorn	63 68
LAST 10 Division I															
		141	H	Florida	44	51				220	H	Southern U.	48	68	
		11	A	Texas A&M	38	80				317	H	Alcorn	63	68	
		36	A	Arizona	48	83				110	A	Wisconsin	42	68	
		215	N	A&M-Corpus Christi	52	64				213	A	Texas Tech	48	82	
		162	N	Miami (OH)	52	65				183	A	Rice	55	77	

Non-Div I Games: Huston-Tillotson 79 60 Wiley 75 42 Tex. A&M-Kingsville85 55

Presbyterian

Through Games Of Jan. 7, 2020

Average RPI Win:	291	WON-LOST	WINNING	LAST 10	STRENGTH OF	OPP. STRENGTH	TEAM	ADJ.	CONF.	ADJ CONF.
Average RPI Loss:	196	RECORD	PCT. RANK	GAMES	SCHEDULE	OF SCHEDULE	RPI	RPI	RPI	RPI
DIV. I ONLY	2- 9	312	1-9	202	342	303	303	27	27	
DIV. I NON-CONF.	2- 5	259	1-5	172	323	249	249	27	27	
TOTALS	RPI 1-25	RPI 26-50	W-L RECORDS	RPI 51-100	RPI 101-150	RPI 150+				
2- 9	0- 0	0- 1	OVERALL	0- 0	0- 2	2- 6				
1- 3	0- 0	0- 0	HOME	0- 0	0- 0	1- 3				
1- 6	0- 0	0- 1	AWAY	0- 0	0- 2	1- 3				
0- 0	0- 0	0- 0	NEUTRAL	0- 0	0- 0	0- 0				
2- 5	0- 0	0- 1	NON-CONFERENCE	0- 0	0- 2	2- 2				
1- 1	0- 0	0- 0	HOME	0- 0	0- 0	1- 1				
1- 4	0- 0	0- 1	AWAY	0- 0	0- 2	1- 1				
0- 0	0- 0	0- 0	NEUTRAL	0- 0	0- 0	0- 0				
0- 4	0- 0	0- 0	CONFERENCE	0- 0	0- 0	0- 4				
0- 2	0- 0	0- 0	HOME	0- 0	0- 0	0- 2				
0- 2	0- 0	0- 0	AWAY	0- 0	0- 0	0- 2				
0- 0	0- 0	0- 0	NEUTRAL	0- 0	0- 0	0- 0				

RPI 1-25				RPI 26-50				RPI 51-100				RPI 101+ Team's RPI: 303			
RPI	S	Opponent	Score	RPI	S	Opponent	Score	RPI	S	Opponent	Score	RPI	S	Opponent	Score
				35	A	West Virginia	40 56					139	A	Illinois	52 71
												141	A	Florida	46 60
												156	H	Hampton	42 71
												212	A	UNC Asheville	39 54
												236	H	Col. of Charleston	58 54
												243	H	Longwood	60 71
												266	A	Wofford	60 67
												282	H	UNCW	60 70
												289	A	Radford	42 54
												345	A	South Carolina St.	70 49
LAST 10 Division I															
				139	A	Illinois	52 71			156	H	Hampton	42 71		
				266	A	Wofford	60 67			243	H	Longwood	60 71		
				236	H	Col. of Charleston	58 54			289	A	Radford	42 54		
				141	A	Florida	46 60			212	A	UNC Asheville	39 54		
				35	A	West Virginia	40 56			282	H	UNCW	60 70		

Non-Div I Games: William Peace 72 35 Brevard 74 45

Presbyterian

Loss, Non-Conf, S Site, H Home A Away N Neutral

Average RPI Win:	171	WON-LOST	WINNING	LAST 10	STRENGTH OF	OPP. STRENGTH	TEAM	ADJ.	CONF.	ADJ CONF.
Average RPI Loss:	14	RECORD	PCT. RANK	GAMES	SCHEDULE	OF SCHEDULE	RPI	RPI	RPI	RPI
DIV. I ONLY	12- 1	13	9-1	110	81	19	19	9	9	
DIV. I NON-CONF.	12- 1	10	9-1	111	90	17	17	9	9	
TOTALS	RPI 1-25	RPI 26-50	W-L RECORDS	RPI 51-100	RPI 101-150	RPI 150+				
12- 1	0- 1	1- 0	OVERALL	3- 0	2- 0	6- 0				
7- 0	0- 0	1- 0	HOME	0- 0	1- 0	5- 0				
5- 1	0- 1	0- 0	AWAY	3- 0	1- 0	1- 0				
0- 0	0- 0	0- 0	NEUTRAL	0- 0	0- 0	0- 0				
12- 1	0- 1	1- 0	NON-CONFERENCE	3- 0	2- 0	6- 0				
7- 0	0- 0	1- 0	HOME	0- 0	1- 0	5- 0				
5- 1	0- 1	0- 0	AWAY	3- 0	1- 0	1- 0				
0- 0	0- 0	0- 0	NEUTRAL	0- 0	0- 0	0- 0				
0- 0	0- 0	0- 0	CONFERENCE	0- 0	0- 0	0- 0				
0- 0	0- 0	0- 0	HOME	0- 0	0- 0	0- 0				
0- 0	0- 0	0- 0	AWAY	0- 0	0- 0	0- 0				
0- 0	0- 0	0- 0	NEUTRAL	0- 0	0- 0	0- 0				

RPI	S	Opponent	Score	RPI	S	Opponent	Score	RPI	S	Opponent	Score	RPI	S	Opponent	Score
14	A	Iowa	75 77	33	H	FGCU	67 53	62	A	Marist	62 50	131	A	George Washington	75 50
								72	A	Saint Louis	66 50	132	H	Rider	80 47
								74	A	Seton Hall	78 76	176	A	Missouri	68 33
												203	H	Penn St.	72 55
												230	H	Monmouth	52 40
												280	H	St. Francis Brooklyn	76 44
												316	H	New Hampshire	77 37
												341	H	Hartford	73 42
LAST 10 Division I															
62	A	Marist	62 50	316	H	New Hampshire	77 37								
280	H	St. Francis Brooklyn	76 44	72	A	Saint Louis	66 50								
230	H	Monmouth	52 40	176	A	Missouri	68 33								
14	A	Iowa	75 77	203	H	Penn St.	72 55								
33	H	FGCU	67 53	341	H	Hartford	73 42								

Non-Div I Games:

Princeton

■ Loss,
■ Non-Conf, S Site,
■ Home
■ Away
N Neutral

Providence

Through Games Of Jan. 7, 2020

Average RPI Win:	226	WON-LOST	WINNING	LAST 10	STRENGTH OF	OPP. STRENGTH	TEAM	ADJ.	CONF.	ADJ CONF.
Average RPI Loss:	91	RECORD	PCT. RANK	GAMES	SCHEDULE	OF SCHEDULE	RPI	RPI	RPI	RPI
DIV. I ONLY	9- 7	142	4-6	169	135	119	119	6	6	
DIV. I NON-CONF.	9- 3	64	4-2	214	235	75	75	6	6	
TOTALS	RPI 1-25	RPI 26-50	W-L RECORDS	RPI 51-100	RPI 101-150	RPI 150+				
9- 7	0- 1	0- 1	OVERALL	1- 3	1- 0	7- 2				
2- 2	0- 1	0- 1	HOME	1- 0	0- 0	1- 0				
5- 4	0- 0	0- 0	AWAY	0- 2	1- 0	4- 2				
2- 1	0- 0	0- 0	NEUTRAL	0- 1	0- 0	2- 0				
9- 3	0- 0	0- 0	NON-CONFERENCE	1- 2	1- 0	7- 1				
2- 0	0- 0	0- 0	HOME	1- 0	0- 0	1- 0				
5- 2	0- 0	0- 0	AWAY	0- 1	1- 0	4- 1				
2- 1	0- 0	0- 0	NEUTRAL	0- 1	0- 0	2- 0				
0- 4	0- 1	0- 1	CONFERENCE	0- 1	0- 0	0- 1				
0- 2	0- 1	0- 1	HOME	0- 0	0- 0	0- 0				
0- 2	0- 0	0- 0	AWAY	0- 1	0- 0	0- 1				
0- 0	0- 0	0- 0	NEUTRAL	0- 0	0- 0	0- 0				

RPI 1-25	RPI 26-50	RPI 51-100	RPI 101+	Team's RPI: 119
RPI S Opponent Score	RPI S Opponent Score	RPI S Opponent Score	RPI S Opponent Score	
9 H DePaul 67 80	34 H Marquette 50 60	53 A Villanova 49 51	137 A Massachusetts 72 63	
		58 A Yale 79 82	165 A Utah 67 60	
		89 N Ball St. 51 52	184 A New Mexico 68 86	
		93 H Boston College 76 60	198 N Rhode Island 58 51	
			210 A Georgetown 53 62	
			230 A Monmouth 68 52	
			268 H UMass Lowell 63 38	
			285 N LMU (CA) 48 45	
			318 A Bryant 76 32	
			341 A Hartford 75 57	
LAST 10 Division I				
89 N Ball St. 51 52	34 H Marquette 50 60			
184 A New Mexico 68 86	9 H DePaul 67 80			
165 A Utah 67 60	210 A Georgetown 53 62			
198 N Rhode Island 58 51	53 A Villanova 49 51			
318 A Bryant 76 32	285 N LMU (CA) 48 45			

Non-Div I Games:

Providence

Loss, Non-Conf, S Site, H Home A Away N Neutral

Average RPI Win:	125	WON-LOST	WINNING	LAST 10	STRENGTH OF	OPP. STRENGTH	TEAM	ADJ.	CONF.	ADJ CONF.
Average RPI Loss:	18	RECORD	PCT. RANK	GAMES	SCHEDULE	OF SCHEDULE	RPI	RPI	RPI	RPI
DIV. I ONLY	11- 4	62	6-4	31	5	23	23	2	2	
DIV. I NON-CONF.	9- 3	64	4-3	63	6	23	23	3	3	
TOTALS	RPI 1-25	RPI 26-50	W-L RECORDS	RPI 51-100	RPI 101-150	RPI 150+				
11- 4	1- 3	1- 1	OVERALL	3- 0	1- 0	5- 0				
7- 1	0- 0	0- 1	HOME	2- 0	1- 0	4- 0				
2- 2	1- 2	0- 0	AWAY	0- 0	0- 0	1- 0				
2- 1	0- 1	1- 0	NEUTRAL	1- 0	0- 0	0- 0				
9- 3	0- 3	1- 0	NON-CONFERENCE	3- 0	0- 0	5- 0				
6- 0	0- 0	0- 0	HOME	2- 0	0- 0	4- 0				
1- 2	0- 2	0- 0	AWAY	0- 0	0- 0	1- 0				
2- 1	0- 1	1- 0	NEUTRAL	1- 0	0- 0	0- 0				
2- 1	1- 0	0- 1	CONFERENCE	0- 0	1- 0	0- 0				
1- 1	0- 0	0- 1	HOME	0- 0	1- 0	0- 0				
1- 0	1- 0	0- 0	AWAY	0- 0	0- 0	0- 0				
0- 0	0- 0	0- 0	NEUTRAL	0- 0	0- 0	0- 0				

RPI	S	Opponent	Score	RPI	S	Opponent	Score	RPI	S	Opponent	Score	RPI	S	Opponent	Score
4	A	South Carolina	49 85	27	N	Drake	67 47	52	N	Arizona St.	59 52	110	H	Wisconsin	72 61
8	N	Gonzaga	50 63	40	H	Rutgers	53 59	57	H	Western Ky.	67 50	159	H	Bowling Green	81 74
18	A	Virginia Tech	54 67					87	H	Kent St.	77 64	164	H	Northern Ill.	68 63
24	A	Ohio St.	66 50									222	A	Chattanooga	66 34
												229	H	Western Ill.	66 59
												239	H	Milwaukee	68 55
LAST 10 Division I															
4	A	South Carolina	49 85	40	H	Rutgers	53 59	110	H	Wisconsin	72 61				
87	H	Kent St.	77 64	24	A	Ohio St.	66 50	159	H	Bowling Green	81 74				
18	A	Virginia Tech	54 67	57	H	Western Ky.	67 50								
8	N	Gonzaga	50 63												
52	N	Arizona St.	59 52												

Non-Div I Games:

Purdue

Average RPI Win:	333	WON-LOST	WINNING	LAST 10	STRENGTH OF	OPP. STRENGTH	TEAM	ADJ.	CONF.	ADJ CONF.
Average RPI Loss:	158	RECORD	PCT. RANK	GAMES	SCHEDULE	OF SCHEDULE	RPI	RPI	RPI	RPI
DIV. I ONLY	2- 11	321	1-9	171	296	311	311	17	17	
DIV. I NON-CONF.	2- 9	304	1-7	245	300	328	328	18	18	
TOTALS	RPI 1-25	RPI 26-50	W-L RECORDS	RPI 51-100	RPI 101-150	RPI 150+				
2- 11	0- 0	0- 1	OVERALL	0- 2	0- 2	2- 6				
2- 3	0- 0	0- 1	HOME	0- 1	0- 1	2- 0				
0- 5	0- 0	0- 0	AWAY	0- 0	0- 1	0- 4				
0- 3	0- 0	0- 0	NEUTRAL	0- 1	0- 0	0- 2				
2- 9	0- 0	0- 0	NON-CONFERENCE	0- 2	0- 1	2- 6				
2- 2	0- 0	0- 0	HOME	0- 1	0- 1	2- 0				
0- 4	0- 0	0- 0	AWAY	0- 0	0- 0	0- 4				
0- 3	0- 0	0- 0	NEUTRAL	0- 1	0- 0	0- 2				
0- 2	0- 0	0- 1	CONFERENCE	0- 0	0- 1	0- 0				
0- 1	0- 0	0- 1	HOME	0- 0	0- 0	0- 0				
0- 1	0- 0	0- 0	AWAY	0- 0	0- 1	0- 0				
0- 0	0- 0	0- 0	NEUTRAL	0- 0	0- 0	0- 0				

RPI S	Opponent	Score	RPI S	Opponent	Score	RPI S	Opponent	Score	RPI S	Opponent	Score	Team's RPI: 311
38	H South Dakota	41 62	87	N Kent St.	67 75	138	H Southeast Mo. St.	48 58	140	A North Dakota	85 91	
			89	H Ball St.	52 83	152	A Butler	58 85	158	A Akron	53 64	
						201	A Eastern Mich.	40 64	213	N Texas Tech	48 82	
						230	N Monmouth	46 60	290	A SIUE	53 57	
						332	H Evansville	67 64	334	H UIC	61 50	
LAST 10 Division I												
290	A SIUE	53 57	140	A North Dakota	85 91							
230	N Monmouth	46 60	38	H South Dakota	41 62							
213	N Texas Tech	48 82	152	A Butler	58 85							
138	H Southeast Mo. St.	48 58	332	H Evansville	67 64							
87	N Kent St.	67 75	201	A Eastern Mich.	40 64							

Non-Div I Games: Heidelberg 82 55 Purdue Northwest 73 50

Purdue Fort Wayne

Loss, Non-Conf, S Site, H Home A Away N Neutral

Quinnipiac

Through Games Of Jan. 7, 2020

Average RPI Win:	234	WON-LOST	WINNING	LAST 10	STRENGTH OF	OPP. STRENGTH	TEAM	ADJ.	CONF.	ADJ CONF.
Average RPI Loss:	91	RECORD	PCT. RANK	GAMES	SCHEDULE	OF SCHEDULE	RPI	RPI	RPI	RPI
DIV. I ONLY	4- 7	233	4-6	184	70	218	218	24	24	
DIV. I NON-CONF.	3- 6	235	3-5	68	111	181	181	23	23	
TOTALS	RPI 1-25	RPI 26-50	W-L RECORDS	RPI 51-100	RPI 101-150	RPI 150+				
4- 7	0- 1	0- 0	OVERALL	1- 3	0- 2	3- 1				
2- 4	0- 0	0- 0	HOME	1- 1	0- 2	1- 1				
2- 3	0- 1	0- 0	AWAY	0- 2	0- 0	2- 0				
0- 0	0- 0	0- 0	NEUTRAL	0- 0	0- 0	0- 0				
3- 6	0- 1	0- 0	NON-CONFERENCE	1- 3	0- 2	2- 0				
2- 3	0- 0	0- 0	HOME	1- 1	0- 2	1- 0				
1- 3	0- 1	0- 0	AWAY	0- 2	0- 0	1- 0				
0- 0	0- 0	0- 0	NEUTRAL	0- 0	0- 0	0- 0				
1- 1	0- 0	0- 0	CONFERENCE	0- 0	0- 0	1- 1				
0- 1	0- 0	0- 0	HOME	0- 0	0- 0	0- 1				
1- 0	0- 0	0- 0	AWAY	0- 0	0- 0	1- 0				
0- 0	0- 0	0- 0	NEUTRAL	0- 0	0- 0	0- 0				

RPI 1-25				RPI 26-50				RPI 51-100				RPI 101+ Team's RPI: 218			
RPI	S	Opponent	Score	RPI	S	Opponent	Score	RPI	S	Opponent	Score	RPI	S	Opponent	Score
25	A	Maryland	52 107					56	A	UCF	58 80	123	H	Harvard	68 77
								58	A	Yale	59 63	131	H	George Washington	67 78
								71	H	Drexel	62 66	170	H	Iona	71 75
								83	H	Bucknell	76 69	198	H	Rhode Island	75 63
												315	A	Siena	66 52
												341	A	Hartford	87 50
LAST 10 Division I															
		131	H	George Washington	67	78				315	A	Siena	66	52	
		123	H	Harvard	68	77				170	H	Iona	71	75	
		25	A	Maryland	52	107				341	A	Hartford	87	50	
		83	H	Bucknell	76	69				198	H	Rhode Island	75	63	
		58	A	Yale	59	63				56	A	UCF	58	80	

Non-Div I Games:

Quinnipiac

Loss, Non-Conf, S Site, H Home A Away N Neutral

Average RPI Win:	304	WON-LOST	WINNING	LAST 10	STRENGTH OF	OPP. STRENGTH	TEAM	ADJ.	CONF.	ADJ CONF.
Average RPI Loss:	147	RECORD	PCT. RANK	GAMES	SCHEDULE	OF SCHEDULE	RPI	RPI	RPI	RPI
DIV. I ONLY	4- 8	243	3-7	319	124	289	289	27	27	
DIV. I NON-CONF.	2- 7	288	1-6	222	86	250	250	27	27	
TOTALS	RPI 1-25	RPI 26-50	W-L RECORDS	RPI 51-100	RPI 101-150	RPI 150+				
4- 8	0- 1	0- 1	OVERALL	0- 2	0- 0	4- 4				
2- 2	0- 0	0- 0	HOME	0- 0	0- 0	2- 2				
2- 6	0- 1	0- 1	AWAY	0- 2	0- 0	2- 2				
0- 0	0- 0	0- 0	NEUTRAL	0- 0	0- 0	0- 0				
2- 7	0- 1	0- 1	NON-CONFERENCE	0- 2	0- 0	2- 3				
0- 2	0- 0	0- 0	HOME	0- 0	0- 0	0- 2				
2- 5	0- 1	0- 1	AWAY	0- 2	0- 0	2- 1				
0- 0	0- 0	0- 0	NEUTRAL	0- 0	0- 0	0- 0				
2- 1	0- 0	0- 0	CONFERENCE	0- 0	0- 0	2- 1				
2- 0	0- 0	0- 0	HOME	0- 0	0- 0	2- 0				
0- 1	0- 0	0- 0	AWAY	0- 0	0- 0	0- 1				
0- 0	0- 0	0- 0	NEUTRAL	0- 0	0- 0	0- 0				

RPI 1-25				RPI 26-50				RPI 51-100				RPI 101+ Team's RPI: 289			
RPI	S	Opponent	Score	RPI	S	Opponent	Score	RPI	S	Opponent	Score	RPI	S	Opponent	Score
24	A	Ohio St.	57 70	35	A	West Virginia	37 74	63	A	Vanderbilt	46 80	175	H	American	55 59
								79	A	Alabama	51 85	224	A	ETSU	67 43
												227	H	Mt. St. Mary's	58 75
												284	A	Morehead St.	62 73
												288	A	High Point	58 68
												303	H	Presbyterian	54 42
												342	H	Charleston So.	72 35
												345	A	South Carolina St.	60 45
LAST 10 Division I															
24	A	Ohio St.	57 70	288	A	High Point	58 68								
284	A	Morehead St.	62 73	342	H	Charleston So.	72 35								
227	H	Mt. St. Mary's	58 75	303	H	Presbyterian	54 42								
224	A	ETSU	67 43	79	A	Alabama	51 85								
35	A	West Virginia	37 74	175	H	American	55 59								

Non-Div I Games:

Radford

■ Loss,
 ■ Non-Conf,
 ■ S Site,
 ■ H Home
 ■ A Away
 N Neutral

Rhode Island

Through Games Of Jan. 7, 2020

Average RPI Win:	235	WON-LOST	WINNING	LAST 10	STRENGTH OF	OPP. STRENGTH	TEAM	ADJ.	CONF.	ADJ CONF.
Average RPI Loss:	144	RECORD	PCT. RANK	GAMES	SCHEDULE	OF SCHEDULE	RPI	RPI	RPI	RPI
DIV. I ONLY	8- 6	129	6-4	253	283	198	198	12	12	
DIV. I NON-CONF.	7- 5	130	5-3	241	326	178	178	11	11	
TOTALS	RPI 1-25	RPI 26-50	W-L RECORDS	RPI 51-100	RPI 101-150	RPI 150+				
8- 6	0- 0	0- 0	OVERALL	0- 1	3- 3	5- 2				
6- 1	0- 0	0- 0	HOME	0- 0	3- 0	3- 1				
1- 4	0- 0	0- 0	AWAY	0- 1	0- 2	1- 1				
1- 1	0- 0	0- 0	NEUTRAL	0- 0	0- 1	1- 0				
7- 5	0- 0	0- 0	NON-CONFERENCE	0- 1	2- 3	5- 1				
5- 0	0- 0	0- 0	HOME	0- 0	2- 0	3- 0				
1- 4	0- 0	0- 0	AWAY	0- 1	0- 2	1- 1				
1- 1	0- 0	0- 0	NEUTRAL	0- 0	0- 1	1- 0				
1- 1	0- 0	0- 0	CONFERENCE	0- 0	1- 0	0- 1				
1- 1	0- 0	0- 0	HOME	0- 0	1- 0	0- 1				
0- 0	0- 0	0- 0	AWAY	0- 0	0- 0	0- 0				
0- 0	0- 0	0- 0	NEUTRAL	0- 0	0- 0	0- 0				

RPI 1-25				RPI 26-50				RPI 51-100				RPI 101+				Team's RPI: 198	
RPI	S	Opponent	Score	RPI	S	Opponent	Score	RPI	S	Opponent	Score	RPI	S	Opponent	Score		
								93	A	Boston College	55	66					

Non-Div I Games:

Rhode Island

■ Loss,
 ■ Non-Conf,
 S Site,
 ■ Home
 ■ Away
 N Neutral

Average RPI Win:	244	WON-LOST	WINNING	LAST 10	STRENGTH OF	OPP. STRENGTH	TEAM	ADJ.	CONF.	ADJ CONF.
Average RPI Loss:	60	RECORD	PCT. RANK	GAMES	SCHEDULE	OF SCHEDULE	RPI	RPI	RPI	RPI
DIV. I ONLY	7- 6	151	5-5	231	38	183	183	13	13	
DIV. I NON-CONF.	5- 6	187	3-5	251	11	210	210	16	16	
TOTALS	RPI 1-25	RPI 26-50	W-L RECORDS	RPI 51-100	RPI 101-150	RPI 150+				
7- 6	0- 2	0- 2	OVERALL	1- 1	0- 0	6- 1				
6- 1	0- 1	0- 0	HOME	1- 0	0- 0	5- 0				
1- 3	0- 0	0- 1	AWAY	0- 1	0- 0	1- 1				
0- 2	0- 1	0- 1	NEUTRAL	0- 0	0- 0	0- 0				
5- 6	0- 2	0- 2	NON-CONFERENCE	0- 1	0- 0	5- 1				
4- 1	0- 1	0- 0	HOME	0- 0	0- 0	4- 0				
1- 3	0- 0	0- 1	AWAY	0- 1	0- 0	1- 1				
0- 2	0- 1	0- 1	NEUTRAL	0- 0	0- 0	0- 0				
2- 0	0- 0	0- 0	CONFERENCE	1- 0	0- 0	1- 0				
2- 0	0- 0	0- 0	HOME	1- 0	0- 0	1- 0				
0- 0	0- 0	0- 0	AWAY	0- 0	0- 0	0- 0				
0- 0	0- 0	0- 0	NEUTRAL	0- 0	0- 0	0- 0				

RPI 1-25			RPI 26-50			RPI 51-100			RPI 101+			Team's RPI: 183
RPI	S	Opponent	Score	RPI	S	Opponent	Score	RPI	S	Opponent	Score	
11	H	Texas A&M	61 62	26	A	Oklahoma St.	38 69	57	H	Western Ky.	73 65	180 H Little Rock 66 40
18	N	Virginia Tech	45 54	31	N	Georgia Tech	52 54	78	A	Texas Southern	56 63	194 A SMU 43 55
												246 H Northern Ariz. 71 57
												296 H Marshall 81 43
												305 H Nicholls St. 71 47
												306 H Prairie View 77 55
												320 A McNeese 81 50
LAST 10 Division I												
78	A	Texas Southern	56 63	57	H	Western Ky.	73 65					
246	H	Northern Ariz.	71 57	296	H	Marshall	81 43					
320	A	McNeese	81 50	31	N	Georgia Tech	52 54					
26	A	Oklahoma St.	38 69	18	N	Virginia Tech	45 54					
11	H	Texas A&M	61 62	306	H	Prairie View	77 55					

Non-Div I Games:

Rice

■ Loss,
 ■ Non-Conf, S Site,
 ■ Home
 ■ Away
 N Neutral

Average RPI Win:	174	WON-LOST	WINNING	LAST 10	STRENGTH OF	OPP. STRENGTH	TEAM	ADJ.	CONF.	ADJ CONF.
Average RPI Loss:	121	RECORD	PCT. RANK	GAMES	SCHEDULE	OF SCHEDULE	RPI	RPI	RPI	RPI
DIV. I ONLY	7- 9	204	3-7	54	230	113	113	12	12	
DIV. I NON-CONF.	7- 7	163	3-5	48	241	85	85	11	11	
TOTALS	RPI 1-25	RPI 26-50	W-L RECORDS	RPI 51-100	RPI 101-150	RPI 150+				
7- 9	0- 0	0- 1	OVERALL	1- 3	2- 2	4- 3				
3- 1	0- 0	0- 0	HOME	0- 1	1- 0	2- 0				
4- 5	0- 0	0- 1	AWAY	1- 2	1- 1	2- 1				
0- 3	0- 0	0- 0	NEUTRAL	0- 0	0- 1	0- 2				
7- 7	0- 0	0- 1	NON-CONFERENCE	1- 3	2- 1	4- 2				
3- 1	0- 0	0- 0	HOME	0- 1	1- 0	2- 0				
4- 3	0- 0	0- 1	AWAY	1- 2	1- 0	2- 0				
0- 3	0- 0	0- 0	NEUTRAL	0- 0	0- 1	0- 2				
0- 2	0- 0	0- 0	CONFERENCE	0- 0	0- 1	0- 1				
0- 0	0- 0	0- 0	HOME	0- 0	0- 0	0- 0				
0- 2	0- 0	0- 0	AWAY	0- 0	0- 1	0- 1				
0- 0	0- 0	0- 0	NEUTRAL	0- 0	0- 0	0- 0				

RPI	S	Opponent	Score	RPI	S	Opponent	Score	RPI	S	Opponent	Score	RPI	S	Opponent	Score	Team's RPI: 113
46	A	Charlotte	59 78	51	A	Old Dominion	51 73	121	A	Saint Joseph's	56 67	129	A	Coastal Caro.	79 67	
				71	A	Drexel	52 58	130	H	William & Mary	76 73	136	N	Bradley	57 61	
				85	H	Furman	69 70	156	N	Hampton	65 69	171	H	Fla. Atlantic	57 55	
				99	A	UNC Greensboro	70 62	186	H	Norfolk St.	77 69	198	A	Rhode Island	70 76	
								210	A	Georgetown	51 49	227	N	Mt. St. Mary's	67 75	
								293	A	UMES	64 52					
LAST 10 Division I																
51	A	Old Dominion	51 73	198	A	Rhode Island	70 76									
85	H	Furman	69 70	121	A	Saint Joseph's	56 67									
293	A	UMES	64 52	186	H	Norfolk St.	77 69									
136	N	Bradley	57 61	156	N	Hampton	65 69									
129	A	Coastal Caro.	79 67	227	N	Mt. St. Mary's	67 75									

Non-Div I Games:

Richmond

■ Loss,
■ Non-Conf,
■ S Site,
■ H Home
■ A Away
N Neutral

Average RPI Win:	226	WON-LOST	WINNING	LAST 10	STRENGTH OF	OPP. STRENGTH	TEAM	ADJ.	CONF.	ADJ CONF.
Average RPI Loss:	46	RECORD	PCT. RANK	GAMES	SCHEDULE	OF SCHEDULE	RPI	RPI	RPI	RPI
DIV. I ONLY	9- 2	37	9-1	340	13	132	132	24	24	
DIV. I NON-CONF.	7- 2	56	7-1	324	22	119	119	23	23	
TOTALS	RPI 1-25	RPI 26-50	W-L RECORDS	RPI 51-100	RPI 101-150	RPI 150+				
9- 2	0- 1	0- 0	OVERALL	0- 1	0- 0	9- 0				
4- 0	0- 0	0- 0	HOME	0- 0	0- 0	4- 0				
4- 1	0- 1	0- 0	AWAY	0- 0	0- 0	4- 0				
1- 1	0- 0	0- 0	NEUTRAL	0- 1	0- 0	1- 0				
7- 2	0- 1	0- 0	NON-CONFERENCE	0- 1	0- 0	7- 0				
3- 0	0- 0	0- 0	HOME	0- 0	0- 0	3- 0				
3- 1	0- 1	0- 0	AWAY	0- 0	0- 0	3- 0				
1- 1	0- 0	0- 0	NEUTRAL	0- 1	0- 0	1- 0				
2- 0	0- 0	0- 0	CONFERENCE	0- 0	0- 0	2- 0				
1- 0	0- 0	0- 0	HOME	0- 0	0- 0	1- 0				
1- 0	0- 0	0- 0	AWAY	0- 0	0- 0	1- 0				
0- 0	0- 0	0- 0	NEUTRAL	0- 0	0- 0	0- 0				

RPI 1-25				RPI 26-50				RPI 51-100				RPI 101+				Team's RPI: 132
RPI	S	Opponent	Score	RPI	S	Opponent	Score	RPI	S	Opponent	Score	RPI	S	Opponent	Score	
19	A	Princeton	47 80					73	N	North Florida	70 80	170	A	Iona	81 37	
												195	H	La Salle	70 43	
												203	A	Penn St.	78 70	
												210	A	Georgetown	65 64	
												237	A	Delaware St.	71 69	
												248	H	Xavier	64 57	
												254	H	Niagara	79 75	
												259	N	Lipscomb	81 76	
												262	H	Wagner	77 63	
LAST 10 Division I																
195	H	La Salle	70 43	170	A	Iona	81 37	254	H	Niagara	79 75	237	A	Delaware St.	71 69	
73	N	North Florida	70 80	259	N	Lipscomb	81 76	262	H	Wagner	77 63	210	A	Georgetown	65 64	
248	H	Xavier	64 57													
203	A	Penn St.	78 70													

Non-Div I Games:

Rider

Average RPI Win:	223	WON-LOST	WINNING	LAST 10	STRENGTH OF	OPP. STRENGTH	TEAM	ADJ.	CONF.	ADJ CONF.
Average RPI Loss:	116	RECORD	PCT. RANK	GAMES	SCHEDULE	OF SCHEDULE	RPI	RPI	RPI	RPI
DIV. I ONLY	6- 6	170	5-5	197	148	146	146	30	30	
DIV. I NON-CONF.	4- 6	212	3-5	124	134	167	167	30	30	
TOTALS	RPI 1-25	RPI 26-50	W-L RECORDS	RPI 51-100	RPI 101-150	RPI 150+				
6- 6	0- 1	0- 1	OVERALL	0- 1	0- 1	6- 2				
2- 2	0- 0	0- 0	HOME	0- 0	0- 1	2- 1				
4- 4	0- 1	0- 1	AWAY	0- 1	0- 0	4- 1				
0- 0	0- 0	0- 0	NEUTRAL	0- 0	0- 0	0- 0				
4- 6	0- 1	0- 1	NON-CONFERENCE	0- 1	0- 1	4- 2				
2- 2	0- 0	0- 0	HOME	0- 0	0- 1	2- 1				
2- 4	0- 1	0- 1	AWAY	0- 1	0- 0	2- 1				
0- 0	0- 0	0- 0	NEUTRAL	0- 0	0- 0	0- 0				
2- 0	0- 0	0- 0	CONFERENCE	0- 0	0- 0	2- 0				
0- 0	0- 0	0- 0	HOME	0- 0	0- 0	0- 0				
2- 0	0- 0	0- 0	AWAY	0- 0	0- 0	2- 0				
0- 0	0- 0	0- 0	NEUTRAL	0- 0	0- 0	0- 0				

RPI 1-25				RPI 26-50				RPI 51-100				RPI 101+ Team's RPI: 146			
RPI	S	Opponent	Score	RPI	S	Opponent	Score	RPI	S	Opponent	Score	RPI	S	Opponent	Score
20	A	TCU	61 66	30	A	James Madison	32 59	87	A	Kent St.	81 82	149	H	Columbia	59 61
												178	H	Youngstown St.	58 43
												186	A	Norfolk St.	69 62
												193	A	Merrimack	68 62
												195	A	La Salle	71 68
												198	A	Rhode Island	59 71
												211	H	Delaware	62 73
												248	H	Xavier	71 57
												337	A	Central Conn. St.	86 56
LAST 10 Division I															
211	H	Delaware	62 73	193	A	Merrimack	68 62								
248	H	Xavier	71 57	337	A	Central Conn. St.	86 56								
87	A	Kent St.	81 82	30	A	James Madison	32 59								
149	H	Columbia	59 61	186	A	Norfolk St.	69 62								
178	H	Youngstown St.	58 43	198	A	Rhode Island	59 71								

Non-Div I Games: Pitt.-Johnstown 63 30

Robert Morris

■ Loss,
 ■ Non-Conf,
 ■ S Site,
 ■ H Home
 ■ A Away
 N Neutral

R
u
t
g
e
r
sR
u
t
g
e
r
s

Rutgers

Page 242

Average RPI Win:	281	WON-LOST	WINNING	LAST 10	STRENGTH OF	OPP. STRENGTH	TEAM	ADJ.	CONF.	ADJ CONF.
Average RPI Loss:	76	RECORD	PCT. RANK	GAMES	SCHEDULE	OF SCHEDULE	RPI	RPI	RPI	RPI
DIV. I ONLY	7- 3	69	7-3	329	132	177	177	25	25	
DIV. I NON-CONF.	4- 2	90	4-2	255	179	134	134	24	24	
TOTALS	RPI 1-25	RPI 26-50	W-L RECORDS	RPI 51-100	RPI 101-150	RPI 150+				
7- 3	0- 0	0- 0	OVERALL	0- 2	0- 1	7- 0				
3- 1	0- 0	0- 0	HOME	0- 1	0- 0	3- 0				
3- 2	0- 0	0- 0	AWAY	0- 1	0- 1	3- 0				
1- 0	0- 0	0- 0	NEUTRAL	0- 0	0- 0	1- 0				
4- 2	0- 0	0- 0	NON-CONFERENCE	0- 2	0- 0	4- 0				
1- 1	0- 0	0- 0	HOME	0- 1	0- 0	1- 0				
2- 1	0- 0	0- 0	AWAY	0- 1	0- 0	2- 0				
1- 0	0- 0	0- 0	NEUTRAL	0- 0	0- 0	1- 0				
3- 1	0- 0	0- 0	CONFERENCE	0- 0	0- 1	3- 0				
2- 0	0- 0	0- 0	HOME	0- 0	0- 0	2- 0				
1- 1	0- 0	0- 0	AWAY	0- 0	0- 1	1- 0				
0- 0	0- 0	0- 0	NEUTRAL	0- 0	0- 0	0- 0				

RPI	S	Opponent	Score	RPI	S	Opponent	Score	RPI	S	Opponent	Score	RPI	S	Opponent	Score	Team's RPI: 177
55	A	Oklahoma	62	75	56	H	UCF	57	63	117	A	New Orleans	50	53		
										217	A	Tulsa	67	63		
										221	H	Southeastern La.	77	51		
										283	N	UC Santa Barbara	67	56		
										300	A	Nevada	80	65		
										309	A	Houston Baptist	59	42		
										317	H	Alcorn	67	62		
										320	H	McNeese	82	51		
LAST 10 Division I																
283	N	UC Santa Barbara	67	56	117	A	New Orleans	50	53							
55	A	Oklahoma	62	75	221	H	Southeastern La.	77	51							
56	H	UCF	57	63	320	H	McNeese	82	51							
317	H	Alcorn	67	62	309	A	Houston Baptist	59	42							
217	A	Tulsa	67	63	300	A	Nevada	80	65							

Non-Div I Games: LSU-Shreveport 75 32 Our Lady of the Lak87 75 Cent. Christian (KS104 46

SFA

Loss, Non-Conf, S Site, H Home A Away N Neutral

SIUE										
Average RPI Win:	327	WON-LOST	WINNING	LAST 10	STRENGTH OF	OPP. STRENGTH	TEAM	ADJ.	CONF.	ADJ CONF.
Average RPI Loss:	130	RECORD	PCT. RANK	GAMES	SCHEDULE	OF SCHEDULE	RPI	RPI	RPI	RPI
DIV. I ONLY	3- 9	281	2-8	229	187	290	290	20	20	
DIV. I NON-CONF.	2- 8	295	1-7	164	215	303	303	21	21	
TOTALS	RPI 1-25	RPI 26-50	W-L RECORDS	RPI 51-100	RPI 101-150	RPI 150+				
3- 9	0- 0	0- 0	OVERALL	0- 5	0- 1	3- 3				
2- 3	0- 0	0- 0	HOME	0- 3	0- 0	2- 0				
1- 5	0- 0	0- 0	AWAY	0- 2	0- 1	1- 2				
0- 1	0- 0	0- 0	NEUTRAL	0- 0	0- 0	0- 1				
2- 8	0- 0	0- 0	NON-CONFERENCE	0- 5	0- 0	2- 3				
2- 3	0- 0	0- 0	HOME	0- 3	0- 0	2- 0				
0- 4	0- 0	0- 0	AWAY	0- 2	0- 0	0- 2				
0- 1	0- 0	0- 0	NEUTRAL	0- 0	0- 0	0- 1				
1- 1	0- 0	0- 0	CONFERENCE	0- 0	0- 1	1- 0				
0- 0	0- 0	0- 0	HOME	0- 0	0- 0	0- 0				
1- 1	0- 0	0- 0	AWAY	0- 0	0- 1	1- 0				
0- 0	0- 0	0- 0	NEUTRAL	0- 0	0- 0	0- 0				

RPI 1-25				RPI 26-50				RPI 51-100				RPI 101+				Team's RPI: 290	
RPI	S	Opponent	Score	RPI	S	Opponent	Score	RPI	S	Opponent	Score	RPI	S	Opponent	Score		
								60	H	Southern Ill.	67	103	108	A	Belmont	48	69
								68	A	Nebraska	49	63	176	A	Missouri	51	68
								72	H	Saint Louis	35	68	192	N	North Ala.	67	85
								82	A	Illinois St.	53	74	311	H	Purdue Fort Wayne	57	53
								95	H	Loyola Chicago	50	63	319	A	Georgia St.	73	74
													332	H	Evansville	85	74
													338	A	Tennessee St.	76	63
LAST 10 Division I																	
				95	H	Loyola Chicago	50	63	338	A	Tennessee St.	76	63				
				311	H	Purdue Fort Wayne	57	53	108	A	Belmont	48	69				
				176	A	Missouri	51	68	319	A	Georgia St.	73	74				
				72	H	Saint Louis	35	68	192	N	North Ala.	67	85				
				68	A	Nebraska	49	63	82	A	Illinois St.	53	74				

Non-Div I Games: Quincy

65 70

SIUE

■ Loss,
 ■ Non-Conf,
 ■ S Site,
 ■ H Home
 ■ A Away
 N Neutral

SMU				STRENGTH OF SCHEDULE	OPP. STRENGTH OF SCHEDULE	TEAM RPI	ADJ. RPI	CONF. RPI	ADJ CONF. RPI
Average RPI Win:	228	WON-LOST RECORD	WINNING PCT. RANK						
Average RPI Loss:	93		LAST 10 GAMES						
DIV. I ONLY	6- 7	188	4-6	88	159	194	194	8	8
DIV. I NON-CONF.	6- 6	163	4-5	154	201	209	209	8	8

TOTALS	RPI 1-25		RPI 26-50	W-L RECORDS	RPI 51-100	RPI 101-150		RPI 150+	
6- 7	0- 2		0- 0	OVERALL	0- 1	1- 3		5- 1	
5- 5	0- 2		0- 0	HOME	0- 0	1- 2		4- 1	
0- 2	0- 0		0- 0	AWAY	0- 1	0- 1		0- 0	
1- 0	0- 0		0- 0	NEUTRAL	0- 0	0- 0		1- 0	
6- 6	0- 1		0- 0	NON-CONFERENCE	0- 1	1- 3		5- 1	
5- 4	0- 1		0- 0	HOME	0- 0	1- 2		4- 1	
0- 2	0- 0		0- 0	AWAY	0- 1	0- 1		0- 0	
1- 0	0- 0		0- 0	NEUTRAL	0- 0	0- 0		1- 0	
0- 1	0- 1		0- 0	CONFERENCE	0- 0	0- 0		0- 0	
0- 1	0- 1		0- 0	HOME	0- 0	0- 0		0- 0	
0- 0	0- 0		0- 0	AWAY	0- 0	0- 0		0- 0	
0- 0	0- 0		0- 0	NEUTRAL	0- 0	0- 0		0- 0	

RPI 1-25				RPI 26-50				RPI 51-100				RPI 101+ Team's RPI: 194			
RPI	S	Opponent	Score	RPI	S	Opponent	Score	RPI	S	Opponent	Score	RPI	S	Opponent	Score
1	H	UConn	42 80					94	A	Pacific	49 77	118	A	UT Arlington	46 51
20	H	TCU	56 57									127	H	Northern Colo.	52 61
												128	H	Wright St.	61 69
												140	H	North Dakota	66 51
												161	H	George Mason	58 59
												183	H	Rice	55 43
												226	H	UTEP	60 56
												245	H	UC Irvine	59 56
												253	N	CSUN	68 58
												320	H	McNeese	81 60

LAST 10 Division I															
140	H	North Dakota	66 51	1	H	UConn	42 80								
128	H	Wright St.	61 69	161	H	George Mason	58 59								
94	A	Pacific	49 77	245	H	UC Irvine	59 56								
253	N	CSUN	68 58	118	A	UT Arlington	46 51								
20	H	TCU	56 57	226	H	UTEP	60 56								

Non-Div I Games:

SMU

■ Loss,
 ■ Non-Conf,
 ■ S Site,
 ■ H Home
 ■ A Away
 N Neutral

Sacramento St.

Through Games Of Jan. 7, 2020

Average RPI Win:	0	WON-LOST	WINNING	LAST 10	STRENGTH OF	OPP. STRENGTH	TEAM	ADJ.	CONF.	ADJ CONF.
Average RPI Loss:	214	RECORD	PCT. RANK	GAMES	SCHEDULE	OF SCHEDULE	RPI	RPI	RPI	RPI
DIV. I ONLY	0- 10	344	0-10	314	256	348	348	21	21	
DIV. I NON-CONF.	0- 7	338	0-7	330	273	351	351	19	19	
TOTALS	RPI 1-25	RPI 26-50	W-L RECORDS	RPI 51-100	RPI 101-150	RPI 150+				
0- 10	0- 1	0- 0	OVERALL	0- 0	0- 1	0- 8				
0- 3	0- 1	0- 0	HOME	0- 0	0- 1	0- 1				
0- 7	0- 0	0- 0	AWAY	0- 0	0- 0	0- 7				
0- 0	0- 0	0- 0	NEUTRAL	0- 0	0- 0	0- 0				
0- 7	0- 1	0- 0	NON-CONFERENCE	0- 0	0- 0	0- 6				
0- 1	0- 1	0- 0	HOME	0- 0	0- 0	0- 0				
0- 6	0- 0	0- 0	AWAY	0- 0	0- 0	0- 6				
0- 0	0- 0	0- 0	NEUTRAL	0- 0	0- 0	0- 0				
0- 3	0- 0	0- 0	CONFERENCE	0- 0	0- 1	0- 2				
0- 2	0- 0	0- 0	HOME	0- 0	0- 1	0- 1				
0- 1	0- 0	0- 0	AWAY	0- 0	0- 0	0- 1				
0- 0	0- 0	0- 0	NEUTRAL	0- 0	0- 0	0- 0				

RPI 1-25				RPI 26-50				RPI 51-100				RPI 101+ Team's RPI: 348			
RPI	S	Opponent	Score	RPI	S	Opponent	Score	RPI	S	Opponent	Score	RPI	S	Opponent	Score
24	H	Ohio St.	74 104									114	H	Montana St.	48 85
												151	H	Montana	60 64
												181	A	San Francisco	82 87
												209	A	San Jose St.	67 73
												225	A	UC Davis	75 77
												272	A	Idaho St.	62 80
												300	A	Nevada	72 83
												325	A	Cal Poly	43 62
												336	A	Seattle U	84 88
LAST 10 Division I															
336	A	Seattle U	84 88	272	A	Idaho St.	62 80								
225	A	UC Davis	75 77	151	H	Montana	60 64								
325	A	Cal Poly	43 62	114	H	Montana St.	48 85								
209	A	San Jose St.	67 73	24	H	Ohio St.	74 104								
300	A	Nevada	72 83	181	A	San Francisco	82 87								

Non-Div I Games: Cal Maritime 86 55 Pacific Union 94 35

Sacramento St.

Loss, Non-Conf, S Site, H Home A Away N Neutral

Sacred Heart

Through Games Of Jan. 7, 2020

Average RPI Win:	276	WON-LOST	WINNING	LAST 10	STRENGTH OF	OPP. STRENGTH	TEAM	ADJ.	CONF.	ADJ CONF.
Average RPI Loss:	130	RECORD	PCT. RANK	GAMES	SCHEDULE	OF SCHEDULE	RPI	RPI	RPI	RPI
DIV. I ONLY	4- 8	243	3-7	182	209	228	228	30	30	
DIV. I NON-CONF.	2- 8	295	1-7	147	233	278	278	30	30	
TOTALS	RPI 1-25	RPI 26-50	W-L RECORDS	RPI 51-100	RPI 101-150	RPI 150+				
4- 8	0- 0	0- 0	OVERALL	0- 4	0- 2	4- 2				
2- 1	0- 0	0- 0	HOME	0- 0	0- 1	2- 0				
1- 6	0- 0	0- 0	AWAY	0- 3	0- 1	1- 2				
1- 1	0- 0	0- 0	NEUTRAL	0- 1	0- 0	1- 0				
2- 8	0- 0	0- 0	NON-CONFERENCE	0- 4	0- 2	2- 2				
1- 1	0- 0	0- 0	HOME	0- 0	0- 1	1- 0				
0- 6	0- 0	0- 0	AWAY	0- 3	0- 1	0- 2				
1- 1	0- 0	0- 0	NEUTRAL	0- 1	0- 0	1- 0				
2- 0	0- 0	0- 0	CONFERENCE	0- 0	0- 0	2- 0				
1- 0	0- 0	0- 0	HOME	0- 0	0- 0	1- 0				
1- 0	0- 0	0- 0	AWAY	0- 0	0- 0	1- 0				
0- 0	0- 0	0- 0	NEUTRAL	0- 0	0- 0	0- 0				

RPI 1-25			RPI 26-50			RPI 51-100			RPI 101+			Team's RPI: 228
RPI	S	Opponent	Score	RPI	S	Opponent	Score	RPI	S	Opponent	Score	
						58 A Yale	40 87	107 H Holy Cross		52 65		
						68 N Nebraska	49 72	121 A Saint Joseph's		44 71		
						74 A Seton Hall	69 95	193 H Merrimack		63 60		
						92 A Stony Brook	50 54	203 A Penn St.		65 88		
								262 A Wagner		79 65		
								315 A Siena		57 68		
								322 N Detroit Mercy		66 60		
								327 H Hofstra		71 44		
LAST 10 Division I												
121 A Saint Joseph's		44 71	262 A Wagner		79 65							
68 N Nebraska		49 72	193 H Merrimack		63 60							
322 N Detroit Mercy		66 60	203 A Penn St.		65 88							
92 A Stony Brook		50 54	58 A Yale		40 87							
315 A Siena		57 68	107 H Holy Cross		52 65							

Non-Div I Games: Bridgeport 77 63

Sacred Heart

Loss, Non-Conf, S Site, H Home A Away N Neutral

Average RPI Win:	295	WON-LOST	WINNING	LAST 10	STRENGTH OF	OPP. STRENGTH	TEAM	ADJ.	CONF.	ADJ CONF.
Average RPI Loss:	104	RECORD	PCT. RANK	GAMES	SCHEDULE	OF SCHEDULE	RPI	RPI	RPI	RPI
DIV. I ONLY	4- 9	260	3-7	131	182	197	197	30	30	
DIV. I NON-CONF.	2- 9	304	1-7	54	145	201	201	30	30	
TOTALS	RPI 1-25	RPI 26-50	W-L RECORDS	RPI 51-100	RPI 101-150	RPI 150+				
4- 9	0- 1	0- 2	OVERALL	0- 2	0- 2	4- 2				
0- 3	0- 0	0- 0	HOME	0- 2	0- 0	0- 1				
3- 5	0- 1	0- 1	AWAY	0- 0	0- 2	3- 1				
1- 1	0- 0	0- 1	NEUTRAL	0- 0	0- 0	1- 0				
2- 9	0- 1	0- 2	NON-CONFERENCE	0- 2	0- 2	2- 2				
0- 3	0- 0	0- 0	HOME	0- 2	0- 0	0- 1				
1- 5	0- 1	0- 1	AWAY	0- 0	0- 2	1- 1				
1- 1	0- 0	0- 1	NEUTRAL	0- 0	0- 0	1- 0				
2- 0	0- 0	0- 0	CONFERENCE	0- 0	0- 0	2- 0				
0- 0	0- 0	0- 0	HOME	0- 0	0- 0	0- 0				
2- 0	0- 0	0- 0	AWAY	0- 0	0- 0	2- 0				
0- 0	0- 0	0- 0	NEUTRAL	0- 0	0- 0	0- 0				

RPI 1-25				RPI 26-50				RPI 51-100				RPI 101+ Team's RPI: 197			
RPI	S	Opponent	Score	RPI	S	Opponent	Score	RPI	S	Opponent	Score	RPI	S	Opponent	Score
18	A	Virginia Tech	41 105	33	N	FGCU	64 97	83	H	Bucknell	46 70	102	A	Duquesne	69 72
				35	A	West Virginia	45 74	98	H	Liberty	52 71	106	A	South Fla.	23 62
												178	H	Youngstown St.	46 56
												232	N	Stetson	78 73
												284	A	Morehead St.	54 65
												292	A	Vermont	73 69
												318	A	Bryant	63 60
												337	A	Central Conn. St.	64 52
LAST 10 Division I															
178	H	Youngstown St.	46 56	337	A	Central Conn. St.	64 52								
292	A	Vermont	73 69	318	A	Bryant	63 60								
106	A	South Fla.	23 62	83	H	Bucknell	46 70								
33	N	FGCU	64 97	98	H	Liberty	52 71								
284	A	Morehead St.	54 65	102	A	Duquesne	69 72								

Non-Div I Games:

Saint Francis (PA)

■ Loss,
 ■ Non-Conf,
 ■ S Site,
 ■ Home
 ■ A Away
 N Neutral

Saint Joseph's

Through Games Of Jan. 7, 2020

Average RPI Win:	161	WON-LOST	WINNING	LAST 10	STRENGTH OF	OPP. STRENGTH	TEAM	ADJ.	CONF.	ADJ CONF.
Average RPI Loss:	82	RECORD	PCT. RANK	GAMES	SCHEDULE	OF SCHEDULE	RPI	RPI	RPI	RPI
DIV. I ONLY	7- 6	151	5-5	69	101	121	121	12	12	
DIV. I NON-CONF.	6- 6	163	4-5	66	127	129	129	11	11	
TOTALS	RPI 1-25	RPI 26-50	W-L RECORDS	RPI 51-100	RPI 101-150	RPI 150+				
7- 6	0- 0	0- 0	OVERALL	1- 5	3- 1	3- 0				
5- 2	0- 0	0- 0	HOME	1- 2	1- 0	3- 0				
1- 2	0- 0	0- 0	AWAY	0- 1	1- 1	0- 0				
1- 2	0- 0	0- 0	NEUTRAL	0- 2	1- 0	0- 0				
6- 6	0- 0	0- 0	NON-CONFERENCE	1- 5	2- 1	3- 0				
4- 2	0- 0	0- 0	HOME	1- 2	0- 0	3- 0				
1- 2	0- 0	0- 0	AWAY	0- 1	1- 1	0- 0				
1- 2	0- 0	0- 0	NEUTRAL	0- 2	1- 0	0- 0				
1- 0	0- 0	0- 0	CONFERENCE	0- 0	1- 0	0- 0				
1- 0	0- 0	0- 0	HOME	0- 0	1- 0	0- 0				
0- 0	0- 0	0- 0	AWAY	0- 0	0- 0	0- 0				
0- 0	0- 0	0- 0	NEUTRAL	0- 0	0- 0	0- 0				

RPI 1-25				RPI 26-50				RPI 51-100				RPI 101+				Team's RPI: 121	
RPI	S	Opponent	Score	RPI	S	Opponent	Score	RPI	S	Opponent	Score	RPI	S	Opponent	Score		
								53	A	Villanova	44	60	113	H	Richmond	67	56
								61	H	Temple	67	63	116	A	Auburn	62	66
								71	H	Drexel	52	62	123	N	Harvard	63	39
								74	N	Seton Hall	39	55	149	A	Columbia	71	57
								85	N	Furman	48	63	175	H	American	72	51
								91	H	Penn	45	55	228	H	Sacred Heart	71	44
													278	H	Navy	49	40
LAST 10 Division I																	
				228	H	Sacred Heart	71	44	113	H	Richmond	67	56				
				71	H	Drexel	52	62	278	H	Navy	49	40				
				175	H	American	72	51	85	N	Furman	48	63				
				116	A	Auburn	62	66	123	N	Harvard	63	39				
				91	H	Penn	45	55	53	A	Villanova	44	60				

Non-Div I Games:

Saint Joseph's

■ Loss,
 ■ Non-Conf,
 ■ S Site,
 ■ H Home
 ■ A Away
 N Neutral

Saint Louis

Through Games Of Jan. 7, 2020

Average RPI Win:	168	WON-LOST	WINNING	LAST 10	STRENGTH OF	OPP. STRENGTH	TEAM	ADJ.	CONF.	ADJ CONF.
Average RPI Loss:	80	RECORD	PCT. RANK	GAMES	SCHEDULE	OF SCHEDULE	RPI	RPI	RPI	RPI
DIV. I ONLY	8- 6	129	5-5	35	169	72	72	12	12	
DIV. I NON-CONF.	8- 5	117	5-4	33	174	53	53	11	11	
TOTALS	RPI 1-25	RPI 26-50	W-L RECORDS	RPI 51-100	RPI 101-150	RPI 150+				
8- 6	0- 1	0- 1	OVERALL	2- 2	2- 1	4- 1				
4- 3	0- 1	0- 1	HOME	2- 0	2- 1	0- 0				
4- 3	0- 0	0- 0	AWAY	0- 2	0- 0	4- 1				
0- 0	0- 0	0- 0	NEUTRAL	0- 0	0- 0	0- 0				
8- 5	0- 1	0- 1	NON-CONFERENCE	2- 2	2- 0	4- 1				
4- 2	0- 1	0- 1	HOME	2- 0	2- 0	0- 0				
4- 3	0- 0	0- 0	AWAY	0- 2	0- 0	4- 1				
0- 0	0- 0	0- 0	NEUTRAL	0- 0	0- 0	0- 0				
0- 1	0- 0	0- 0	CONFERENCE	0- 0	0- 1	0- 0				
0- 1	0- 0	0- 0	HOME	0- 0	0- 1	0- 0				
0- 0	0- 0	0- 0	AWAY	0- 0	0- 0	0- 0				
0- 0	0- 0	0- 0	NEUTRAL	0- 0	0- 0	0- 0				

RPI 1-25				RPI 26-50				RPI 51-100				Team's RPI: 72	RPI 101+			
RPI	S	Opponent	Score	RPI	S	Opponent	Score	RPI	S	Opponent	Score		RPI	S	Opponent	Score
19	H	Princeton	50 66	42	H	Kansas	60 68	60	A	Southern Ill.	53 61		111	H	Colgate	61 51
								63	A	Vanderbilt	50 62		120	H	Davidson	58 65
								65	H	UT Martin	56 50		138	H	Southeast Mo. St.	76 61
								82	H	Illinois St.	61 56		173	A	Cincinnati	60 50
													176	A	Missouri	58 83
													216	A	Northern Ky.	67 42
													271	A	Indiana St.	55 53
													290	A	SIUE	68 35
LAST 10 Division I																
176	A	Missouri	58 83	120	H	Davidson	58 65									
138	H	Southeast Mo. St.	76 61	271	A	Indiana St.	55 53									
60	A	Southern Ill.	53 61	42	H	Kansas	60 68									
111	H	Colgate	61 51	19	H	Princeton	50 66									
290	A	SIUE	68 35	82	H	Illinois St.	61 56									

Non-Div I Games:

Saint Louis

■ Loss,
 ■ Non-Conf, S Site,
 ■ Home
 ■ Away
 N Neutral

Saint Mary's (CA)

Through Games Of Jan. 7, 2020

Average RPI Win:	220	WON-LOST	WINNING	LAST 10	STRENGTH OF	OPP. STRENGTH	TEAM	ADJ.	CONF.	ADJ CONF.
Average RPI Loss:	106	RECORD	PCT. RANK	GAMES	SCHEDULE	OF SCHEDULE	RPI	RPI	RPI	RPI
DIV. I ONLY	9- 6	117	7-3	138	165	122	122	11	11	
DIV. I NON-CONF.	5- 6	187	3-3	101	176	173	173	12	12	
TOTALS	RPI 1-25	RPI 26-50	W-L RECORDS	RPI 51-100	RPI 101-150	RPI 150+				
9- 6	0- 1	0- 2	OVERALL	2- 1	0- 0	7- 2				
6- 2	0- 1	0- 1	HOME	1- 0	0- 0	5- 0				
2- 4	0- 0	0- 1	AWAY	1- 1	0- 0	1- 2				
1- 0	0- 0	0- 0	NEUTRAL	0- 0	0- 0	1- 0				
5- 6	0- 1	0- 2	NON-CONFERENCE	1- 1	0- 0	4- 2				
4- 2	0- 1	0- 1	HOME	1- 0	0- 0	3- 0				
0- 4	0- 0	0- 1	AWAY	0- 1	0- 0	0- 2				
1- 0	0- 0	0- 0	NEUTRAL	0- 0	0- 0	1- 0				
4- 0	0- 0	0- 0	CONFERENCE	1- 0	0- 0	3- 0				
2- 0	0- 0	0- 0	HOME	0- 0	0- 0	2- 0				
2- 0	0- 0	0- 0	AWAY	1- 0	0- 0	1- 0				
0- 0	0- 0	0- 0	NEUTRAL	0- 0	0- 0	0- 0				

RPI 1-25				RPI 26-50				RPI 51-100				RPI 101+				Team's RPI: 122
RPI	S	Opponent	Score	RPI	S	Opponent	Score	RPI	S	Opponent	Score	RPI	S	Opponent	Score	
16	H	NC State	70 87	34	H	Marquette	63 77	56	A	UCF	58 67	181	A	San Francisco	86 79	
				42	A	Kansas	81 86	57	H	Western Ky.	80 73	189	A	Wyoming	67 69	
								96	A	Santa Clara	95 87	225	H	UC Davis	83 74	
												255	H	Pepperdine	85 78	
												275	N	St. Bonaventure	72 57	
												283	H	UC Santa Barbara	64 43	
												285	H	LMU (CA)	86 70	
												300	A	Nevada	72 78	
												325	H	Cal Poly	84 67	
LAST 10 Division I																
56	A	UCF	58 67	285	H	LMU (CA)	86 70									
42	A	Kansas	81 86	255	H	Pepperdine	85 78									
325	H	Cal Poly	84 67	96	A	Santa Clara	95 87									
57	H	Western Ky.	80 73	181	A	San Francisco	86 79									
34	H	Marquette	63 77	275	N	St. Bonaventure	72 57									

Non-Div I Games:

Saint Mary's (CA)

■ Loss,
■ Non-Conf, S Site,
■ Home
■ Away
N Neutral

Saint Peter's

Through Games Of Jan. 7, 2020

Average RPI Win:	324	WON-LOST	WINNING	LAST 10	STRENGTH OF	OPP. STRENGTH	TEAM	ADJ.	CONF.	ADJ CONF.
Average RPI Loss:	213	RECORD	PCT. RANK	GAMES	SCHEDULE	OF SCHEDULE	RPI	RPI	RPI	RPI
DIV. I ONLY	4- 7	233	3-7	350	277	326	326	24	24	
DIV. I NON-CONF.	3- 6	235	2-6	350	301	340	340	23	23	
TOTALS	RPI 1-25	RPI 26-50	W-L RECORDS	RPI 51-100	RPI 101-150	RPI 150+				
4- 7	0- 0	0- 0	OVERALL	0- 2	0- 0	4- 5				
2- 2	0- 0	0- 0	HOME	0- 1	0- 0	2- 1				
2- 5	0- 0	0- 0	AWAY	0- 1	0- 0	2- 4				
0- 0	0- 0	0- 0	NEUTRAL	0- 0	0- 0	0- 0				
3- 6	0- 0	0- 0	NON-CONFERENCE	0- 1	0- 0	3- 5				
1- 2	0- 0	0- 0	HOME	0- 1	0- 0	1- 1				
2- 4	0- 0	0- 0	AWAY	0- 0	0- 0	2- 4				
0- 0	0- 0	0- 0	NEUTRAL	0- 0	0- 0	0- 0				
1- 1	0- 0	0- 0	CONFERENCE	0- 1	0- 0	1- 0				
1- 0	0- 0	0- 0	HOME	0- 0	0- 0	1- 0				
0- 1	0- 0	0- 0	AWAY	0- 1	0- 0	0- 0				
0- 0	0- 0	0- 0	NEUTRAL	0- 0	0- 0	0- 0				

RPI 1-25				RPI 26-50				RPI 51-100				RPI 101+				Team's RPI: 326	
RPI	S	Opponent	Score	RPI	S	Opponent	Score	RPI	S	Opponent	Score	RPI	S	Opponent	Score		
								62	A	Marist	76	96	191	A	Howard	80	92
								90	H	Lehigh	71	80	237	A	Delaware St.	66	89
												262	A	Wagner	89	90	
												298	H	Morgan St.	78	77	
												313	A	NJIT	73	76	
												315	H	Siena	87	83	
												339	H	Fairleigh Dickinson	71	77	
												340	A	Coppin St.	82	57	
												344	A	LIU Brooklyn	89	74	
LAST 10 Division I																	
				313	A	NJIT	73	76	315	H	Siena	87	83				
				298	H	Morgan St.	78	77	62	A	Marist	76	96				
				191	A	Howard	80	92	90	H	Lehigh	71	80				
				340	A	Coppin St.	82	57	339	H	Fairleigh Dickinson	71	77				
				262	A	Wagner	89	90	237	A	Delaware St.	66	89				

Non-Div I Games:

Saint Peter's

 Loss,
 Non-Conf,
 S Site,
 H Home
 A Away
N Neutral

Average RPI Win:	265	WON-LOST	WINNING	LAST 10	STRENGTH OF	OPP. STRENGTH	TEAM	ADJ.	CONF.	ADJ CONF.
Average RPI Loss:	196	RECORD	PCT. RANK	GAMES	SCHEDULE	OF SCHEDULE	RPI	RPI	RPI	RPI
DIV. I ONLY	6- 4	117	6-4	330	185	188	188	25	25	
DIV. I NON-CONF.	2- 4	235	2-4	220	269	218	218	24	24	
TOTALS	RPI 1-25	RPI 26-50	W-L RECORDS	RPI 51-100	RPI 101-150	RPI 150+				
6- 4	0- 0	0- 0	OVERALL	0- 1	1- 0	5- 3				
3- 0	0- 0	0- 0	HOME	0- 0	0- 0	3- 0				
3- 4	0- 0	0- 0	AWAY	0- 1	1- 0	2- 3				
0- 0	0- 0	0- 0	NEUTRAL	0- 0	0- 0	0- 0				
2- 4	0- 0	0- 0	NON-CONFERENCE	0- 1	0- 0	2- 3				
1- 0	0- 0	0- 0	HOME	0- 0	0- 0	1- 0				
1- 4	0- 0	0- 0	AWAY	0- 1	0- 0	1- 3				
0- 0	0- 0	0- 0	NEUTRAL	0- 0	0- 0	0- 0				
4- 0	0- 0	0- 0	CONFERENCE	0- 0	1- 0	3- 0				
2- 0	0- 0	0- 0	HOME	0- 0	0- 0	2- 0				
2- 0	0- 0	0- 0	AWAY	0- 0	1- 0	1- 0				
0- 0	0- 0	0- 0	NEUTRAL	0- 0	0- 0	0- 0				

RPI 1-25				RPI 26-50				RPI 51-100				RPI 101+				Team's RPI: 188	
RPI	S	Opponent	Score	RPI	S	Opponent	Score	RPI	S	Opponent	Score	RPI	S	Opponent	Score		
								55	A	Oklahoma	71	95	117	A	New Orleans	78	46
												179	H	Louisiana	77	73	
												213	A	Texas Tech	57	99	
												256	A	Ole Miss	69	75	
												258	A	Oral Roberts	41	64	
												305	H	Nicholls St.	87	71	
												320	H	McNeese	92	59	
												333	A	Northwestern St.	79	69	
												335	A	UTSA	81	77	
LAST 10 Division I																	
				335	A	UTSA	81	77				305	H	Nicholls St.	87	71	
				258	A	Oral Roberts	41	64				320	H	McNeese	92	59	
				256	A	Ole Miss	69	75				117	A	New Orleans	78	46	
				213	A	Texas Tech	57	99				333	A	Northwestern St.	79	69	
				179	H	Louisiana	77	73				55	A	Oklahoma	71	95	

Non-Div I Games: Jarvis Christian 114 46 Howard Payne 91 49 Wiley 102 52

Sam Houston St.

Average RPI Win:	246	WON-LOST	WINNING	LAST 10	STRENGTH OF	OPP. STRENGTH	TEAM	ADJ.	CONF.	ADJ CONF.
Average RPI Loss:	104	RECORD	PCT. RANK	GAMES	SCHEDULE	OF SCHEDULE	RPI	RPI	RPI	RPI
DIV. I ONLY	4- 10	271	4-6	47	252	150	150	19	19	
DIV. I NON-CONF.	4- 10	259	4-6	50	259	150	150	20	20	
TOTALS	RPI 1-25	RPI 26-50	W-L RECORDS	RPI 51-100	RPI 101-150	RPI 150+				
4- 10	0- 2	0- 1	OVERALL	0- 2	0- 3	4- 2				
0- 3	0- 0	0- 1	HOME	0- 1	0- 0	0- 1				
3- 7	0- 2	0- 0	AWAY	0- 1	0- 3	3- 1				
1- 0	0- 0	0- 0	NEUTRAL	0- 0	0- 0	1- 0				
4- 10	0- 2	0- 1	NON-CONFERENCE	0- 2	0- 3	4- 2				
0- 3	0- 0	0- 1	HOME	0- 1	0- 0	0- 1				
3- 7	0- 2	0- 0	AWAY	0- 1	0- 3	3- 1				
1- 0	0- 0	0- 0	NEUTRAL	0- 0	0- 0	1- 0				
0- 0	0- 0	0- 0	CONFERENCE	0- 0	0- 0	0- 0				
0- 0	0- 0	0- 0	HOME	0- 0	0- 0	0- 0				
0- 0	0- 0	0- 0	AWAY	0- 0	0- 0	0- 0				
0- 0	0- 0	0- 0	NEUTRAL	0- 0	0- 0	0- 0				

RPI 1-25				RPI 26-50				RPI 51-100				RPI 101+ Team's RPI: 150			
RPI	S	Opponent	Score	RPI	S	Opponent	Score	RPI	S	Opponent	Score	RPI	S	Opponent	Score
12	A	Florida St.	59 88	50	H	Troy	65 74	57	H	Western Ky.	84 88	124	A	Fordham	37 68
22	A	Kentucky	49 79					65	A	UT Martin	75 80	134	A	UAB	69 76
												141	A	Florida	48 84
												185	A	Murray St.	84 56
												187	H	Tennessee Tech	57 72
												192	A	North Ala.	79 63
												249	A	Kennesaw St.	55 60
												281	A	Alabama St.	83 48
												327	N	Hofstra	65 45
LAST 10 Division I															
134	A	UAB	69 76	327	N	Hofstra	65 45	124	A	Fordham	37 68				
281	A	Alabama St.	83 48					185	A	Murray St.	84 56				
192	A	North Ala.	79 63					57	H	Western Ky.	84 88				
187	H	Tennessee Tech	57 72					22	A	Kentucky	49 79				
65	A	UT Martin	75 80												

Non-Div I Games: Montevallo 81 60

Samford

■ Loss,
 ■ Non-Conf,
 ■ S Site,
 ■ H Home
 ■ A Away
 N Neutral

Average RPI Win:	257	WON-LOST	WINNING	LAST 10	STRENGTH OF	OPP. STRENGTH	TEAM	ADJ.	CONF.	ADJ CONF.
Average RPI Loss:	158	RECORD	PCT. RANK	GAMES	SCHEDULE	OF SCHEDULE	RPI	RPI	RPI	RPI
DIV. I ONLY	7- 7	170	4-6	175	305	207	207	11	11	
DIV. I NON-CONF.	5- 5	163	2-4	187	336	229	229	12	12	
TOTALS	RPI 1-25	RPI 26-50	W-L RECORDS	RPI 51-100	RPI 101-150	RPI 150+				
7- 7	0- 1	0- 0	OVERALL	0- 1	0- 1	7- 4				
4- 5	0- 1	0- 0	HOME	0- 1	0- 1	4- 2				
3- 2	0- 0	0- 0	AWAY	0- 0	0- 0	3- 2				
0- 0	0- 0	0- 0	NEUTRAL	0- 0	0- 0	0- 0				
5- 5	0- 0	0- 0	NON-CONFERENCE	0- 1	0- 1	5- 3				
3- 4	0- 0	0- 0	HOME	0- 1	0- 1	3- 2				
2- 1	0- 0	0- 0	AWAY	0- 0	0- 0	2- 1				
0- 0	0- 0	0- 0	NEUTRAL	0- 0	0- 0	0- 0				
2- 2	0- 1	0- 0	CONFERENCE	0- 0	0- 0	2- 1				
1- 1	0- 1	0- 0	HOME	0- 0	0- 0	1- 0				
1- 1	0- 0	0- 0	AWAY	0- 0	0- 0	1- 1				
0- 0	0- 0	0- 0	NEUTRAL	0- 0	0- 0	0- 0				

RPI	S	Opponent	Score	RPI	S	Opponent	Score	RPI	S	Opponent	Score	RPI	S	Opponent	Score	Team's RPI: 207
8	H	Gonzaga	42 57					69	H	Washington	47 65	126	H	Idaho	32 65	
												160	H	Portland	74 55	
												209	A	San Jose St.	82 88	
												213	H	Texas Tech	60 64	
												223	H	Cal St. Fullerton	67 72	
												230	H	Monmouth	57 49	
												252	H	Towson	81 67	
												253	H	CSUN	59 40	
												255	A	Pepperdine	57 73	
												285	A	LMU (CA)	67 59	
												299	A	San Diego St.	70 47	
												323	A	Air Force	70 59	
LAST 10 Division I																
69	H	Washington	47 65	8	H	Gonzaga	42 57	160	H	Portland	74 55	255	A	Pepperdine	57 73	
299	A	San Diego St.	70 47	285	A	LMU (CA)	67 59	253	H	CSUN	59 40					
223	H	Cal St. Fullerton	67 72													
126	H	Idaho	32 65													
213	H	Texas Tech	60 64													

Non-Div I Games: Biola 81 28

San Diego

Average RPI Win:	269	WON-LOST	WINNING	LAST 10	STRENGTH OF	OPP. STRENGTH	TEAM	ADJ.	CONF.	ADJ CONF.
Average RPI Loss:	201	RECORD	PCT. RANK	GAMES	SCHEDULE	OF SCHEDULE	RPI	RPI	RPI	RPI
DIV. I ONLY	6- 9	224	4-6	307	284	299	299	22	22	
DIV. I NON-CONF.	4- 7	225	2-4	331	275	320	320	25	25	
TOTALS	RPI 1-25	RPI 26-50	W-L RECORDS	RPI 51-100	RPI 101-150	RPI 150+				
6- 9	0- 0	0- 0	OVERALL	0- 0	0- 3	6- 6				
4- 5	0- 0	0- 0	HOME	0- 0	0- 1	4- 4				
2- 4	0- 0	0- 0	AWAY	0- 0	0- 2	2- 2				
0- 0	0- 0	0- 0	NEUTRAL	0- 0	0- 0	0- 0				
4- 7	0- 0	0- 0	NON-CONFERENCE	0- 0	0- 2	4- 5				
2- 5	0- 0	0- 0	HOME	0- 0	0- 1	2- 4				
2- 2	0- 0	0- 0	AWAY	0- 0	0- 1	2- 1				
0- 0	0- 0	0- 0	NEUTRAL	0- 0	0- 0	0- 0				
2- 2	0- 0	0- 0	CONFERENCE	0- 0	0- 1	2- 1				
2- 0	0- 0	0- 0	HOME	0- 0	0- 0	2- 0				
0- 2	0- 0	0- 0	AWAY	0- 0	0- 1	0- 1				
0- 0	0- 0	0- 0	NEUTRAL	0- 0	0- 0	0- 0				

RPI 1-25			RPI 26-50			RPI 51-100			RPI 101+ Team's RPI: 299		
RPI	S	Opponent	Score	RPI	S	Opponent	Score	RPI	S	Opponent	Score
								109	H	California	48 74
								135	A	Fresno St.	54 79
								147	A	Hawaii	58 61
								207	H	San Diego	47 70
								208	H	Arkansas St.	62 71
								209	A	San Jose St.	67 84
								223	H	Cal St. Fullerton	55 45
								238	H	Colorado St.	59 49
								252	H	Towson	80 72
								253	H	CSUN	69 74
								260	H	Utah St.	66 62
								261	H	Alabama A&M	53 61
								283	A	UC Santa Barbara	52 64
								294	A	California Baptist	80 68
								349	A	Incarinate Word	57 48
LAST 10 Division I											
207	H	San Diego	47 70	260	H	Utah St.	66 62				
209	A	San Jose St.	67 84	135	A	Fresno St.	54 79				
238	H	Colorado St.	59 49	253	H	CSUN	69 74				
208	H	Arkansas St.	62 71	349	A	Incarinate Word	57 48				
283	A	UC Santa Barbara	52 64	294	A	California Baptist	80 68				

Non-Div I Games: Westcliff 77 56

San Diego St.

■ Loss,
 ■ Non-Conf,
 ■ S Site,
 ■ Home
 ■ Away
 N Neutral

San Francisco

Through Games Of Jan. 7, 2020

Average RPI Win:	210	WON-LOST	WINNING	LAST 10	STRENGTH OF	OPP. STRENGTH	TEAM	ADJ.	CONF.	ADJ CONF.
Average RPI Loss:	94	RECORD	PCT. RANK	GAMES	SCHEDULE	OF SCHEDULE	RPI	RPI	RPI	RPI
DIV. I ONLY	7- 8	185	5-5	119	113	181	181	11	11	
DIV. I NON-CONF.	7- 5	130	5-2	151	129	130	130	12	12	
TOTALS	RPI 1-25	RPI 26-50	W-L RECORDS	RPI 51-100	RPI 101-150	RPI 150+				
7- 8	0- 2	0- 0	OVERALL	0- 3	2- 2	5- 1				
3- 5	0- 1	0- 0	HOME	0- 2	0- 2	3- 0				
1- 2	0- 0	0- 0	AWAY	0- 1	1- 0	0- 1				
3- 1	0- 1	0- 0	NEUTRAL	0- 0	1- 0	2- 0				
7- 5	0- 2	0- 0	NON-CONFERENCE	0- 1	2- 1	5- 1				
3- 2	0- 1	0- 0	HOME	0- 0	0- 1	3- 0				
1- 2	0- 0	0- 0	AWAY	0- 1	1- 0	0- 1				
3- 1	0- 1	0- 0	NEUTRAL	0- 0	1- 0	2- 0				
0- 3	0- 0	0- 0	CONFERENCE	0- 2	0- 1	0- 0				
0- 3	0- 0	0- 0	HOME	0- 2	0- 1	0- 0				
0- 0	0- 0	0- 0	AWAY	0- 0	0- 0	0- 0				
0- 0	0- 0	0- 0	NEUTRAL	0- 0	0- 0	0- 0				

RPI S	Opponent	Score	RPI S	Opponent	Score	RPI S	Opponent	Score	RPI S	Opponent	Score	Team's RPI: 181
5	H Stanford	71 97				69	A Washington	54 73	115	N Houston	80 57	
13	N Mississippi St.	38 73				94	H Pacific	61 84	122	H Saint Mary's (CA)	79 86	
						96	H Santa Clara	72 80	126	H Idaho	60 66	
									127	A Northern Colo.	90 83	
									159	N Bowling Green	64 56	
									223	H Cal St. Fullerton	71 63	
									225	A UC Davis	67 79	
									245	N UC Irvine	68 61	
									253	H CSUN	79 61	
									348	H Sacramento St.	87 82	
LAST 10 Division I												
348	H Sacramento St.	87 82	96	H Santa Clara	72 80							
223	H Cal St. Fullerton	71 63	94	H Pacific	61 84							
115	N Houston	80 57	122	H Saint Mary's (CA)	79 86							
159	N Bowling Green	64 56	245	N UC Irvine	68 61							
13	N Mississippi St.	38 73	69	A Washington	54 73							

Non-Div I Games:

San Francisco

Loss,
Non-Conf,
S Site,
H Home
A Away
N Neutral

Average RPI Win:	242	WON-LOST	WINNING	LAST 10	STRENGTH OF	OPP. STRENGTH	TEAM	ADJ.	CONF.	ADJ CONF.
Average RPI Loss:	157	RECORD	PCT. RANK	GAMES	SCHEDULE	OF SCHEDULE	RPI	RPI	RPI	RPI
DIV. I ONLY	8- 6	129	6-4	300	188	209	209	22	22	
DIV. I NON-CONF.	5- 5	163	3-3	325	148	263	263	25	25	
TOTALS	RPI 1-25	RPI 26-50	W-L RECORDS	RPI 51-100	RPI 101-150	RPI 150+				
8- 6	0- 0	0- 0	OVERALL	1- 2	0- 2	7- 2				
5- 1	0- 0	0- 0	HOME	1- 0	0- 1	4- 0				
3- 3	0- 0	0- 0	AWAY	0- 2	0- 0	3- 1				
0- 2	0- 0	0- 0	NEUTRAL	0- 0	0- 1	0- 1				
5- 5	0- 0	0- 0	NON-CONFERENCE	1- 2	0- 1	4- 2				
4- 0	0- 0	0- 0	HOME	1- 0	0- 0	3- 0				
1- 3	0- 0	0- 0	AWAY	0- 2	0- 0	1- 1				
0- 2	0- 0	0- 0	NEUTRAL	0- 0	0- 1	0- 1				
3- 1	0- 0	0- 0	CONFERENCE	0- 0	0- 1	3- 0				
1- 1	0- 0	0- 0	HOME	0- 0	0- 1	1- 0				
2- 0	0- 0	0- 0	AWAY	0- 0	0- 0	2- 0				
0- 0	0- 0	0- 0	NEUTRAL	0- 0	0- 0	0- 0				

RPI 1-25			RPI 26-50			RPI 51-100			RPI 101+			Team's RPI: 209
RPI	S	Opponent	Score	RPI	S	Opponent	Score	RPI	S	Opponent	Score	
						59	H Buffalo	95 88				
						84	A CSU Bakersfield	71 75		133	N BYU	56 75
						96	A Santa Clara	81 89		135	H Fresno St.	76 85
										184	A New Mexico	81 80
										207	H San Diego	88 82
										245	A UC Irvine	77 79
										246	N Northern Ariz.	64 67
										260	A Utah St.	76 61
										283	A UC Santa Barbara	73 70
										297	H Eastern Wash.	84 66
										299	H San Diego St.	84 67
										348	H Sacramento St.	73 67
LAST 10 Division I												
260	A	Utah St.	76 61	135	H	Fresno St.	76 85					
84	A	CSU Bakersfield	71 75	184	A	New Mexico	81 80					
207	H	San Diego	88 82	246	N	Northern Ariz.	64 67					
59	H	Buffalo	95 88	133	N	BYU	56 75					
348	H	Sacramento St.	73 67	299	H	San Diego St.	84 67					

Non-Div I Games: La Verne 128 62

San Jose St.

Santa Clara

Through Games Of Jan. 7, 2020

Average RPI Win:	178	WON-LOST	WINNING	LAST 10	STRENGTH OF	OPP. STRENGTH	TEAM	ADJ.	CONF.	ADJ CONF.
Average RPI Loss:	121	RECORD	PCT. RANK	GAMES	SCHEDULE	OF SCHEDULE	RPI	RPI	RPI	RPI
DIV. I ONLY	7- 6	151	5-5	73	149	96	96	11	11	
DIV. I NON-CONF.	5- 5	163	3-4	92	161	109	109	12	12	
TOTALS	RPI 1-25	RPI 26-50	W-L RECORDS	RPI 51-100	RPI 101-150	RPI 150+				
7- 6	0- 1	0- 1	OVERALL	1- 0	1- 2	5- 2				
3- 2	0- 0	0- 0	HOME	1- 0	1- 1	1- 1				
3- 3	0- 1	0- 1	AWAY	0- 0	0- 1	3- 0				
1- 1	0- 0	0- 0	NEUTRAL	0- 0	0- 0	1- 1				
5- 5	0- 1	0- 1	NON-CONFERENCE	0- 0	1- 1	4- 2				
2- 1	0- 0	0- 0	HOME	0- 0	1- 0	1- 1				
2- 3	0- 1	0- 1	AWAY	0- 0	0- 1	2- 0				
1- 1	0- 0	0- 0	NEUTRAL	0- 0	0- 0	1- 1				
2- 1	0- 0	0- 0	CONFERENCE	1- 0	0- 1	1- 0				
1- 1	0- 0	0- 0	HOME	1- 0	0- 1	0- 0				
1- 0	0- 0	0- 0	AWAY	0- 0	0- 0	1- 0				
0- 0	0- 0	0- 0	NEUTRAL	0- 0	0- 0	0- 0				

RPI 1-25				RPI 26-50				RPI 51-100				RPI 101+			
RPI	S	Opponent	Score	RPI	S	Opponent	Score	RPI	S	Opponent	Score	RPI	S	Opponent	Score
2	A	Missouri St.	64 71	36	A	Arizona	52 65	94	H	Pacific	75 65	109	A	California	65 69
												122	H	Saint Mary's (CA)	87 95
												135	H	Fresno St.	90 66
												151	N	Montana	68 58
												181	A	San Francisco	80 72
												209	H	San Jose St.	89 81
												211	N	Delaware	80 81
												225	A	UC Davis	62 61
												247	H	Long Beach St.	46 54
												253	A	CSUN	76 55
LAST 10 Division I															
109	A	California	65 69	181	A	San Francisco	80 72								
247	H	Long Beach St.	46 54	122	H	Saint Mary's (CA)	87 95								
211	N	Delaware	80 81	94	H	Pacific	75 65								
151	N	Montana	68 58	135	H	Fresno St.	90 66								
2	A	Missouri St.	64 71	253	A	CSUN	76 55								

Non-Div I Games: UC Santa Cruz 109 51

Santa Clara

Loss, Non-Conf, S Site, H Home A Away N Neutral

Average RPI Win:	317	WON-LOST	WINNING	LAST 10	STRENGTH OF	OPP. STRENGTH	TEAM	ADJ.	CONF.	ADJ CONF.
Average RPI Loss:	194	RECORD	PCT. RANK	GAMES	SCHEDULE	OF SCHEDULE	RPI	RPI	RPI	RPI
DIV. I ONLY	4- 8	243	4-6	342	306	336	336	32	32	
DIV. I NON-CONF.	3- 7	252	3-5	327	299	322	322	32	32	
TOTALS	RPI 1-25	RPI 26-50	W-L RECORDS	RPI 51-100	RPI 101-150	RPI 150+				
4- 8	0- 0	0- 0	OVERALL	0- 1	0- 2	4- 5				
3- 3	0- 0	0- 0	HOME	0- 0	0- 2	3- 1				
1- 5	0- 0	0- 0	AWAY	0- 1	0- 0	1- 4				
0- 0	0- 0	0- 0	NEUTRAL	0- 0	0- 0	0- 0				
3- 7	0- 0	0- 0	NON-CONFERENCE	0- 1	0- 2	3- 4				
2- 2	0- 0	0- 0	HOME	0- 0	0- 2	2- 0				
1- 5	0- 0	0- 0	AWAY	0- 1	0- 0	1- 4				
0- 0	0- 0	0- 0	NEUTRAL	0- 0	0- 0	0- 0				
1- 1	0- 0	0- 0	CONFERENCE	0- 0	0- 0	1- 1				
1- 1	0- 0	0- 0	HOME	0- 0	0- 0	1- 1				
0- 0	0- 0	0- 0	AWAY	0- 0	0- 0	0- 0				
0- 0	0- 0	0- 0	NEUTRAL	0- 0	0- 0	0- 0				

RPI 1-25				RPI 26-50				RPI 51-100				RPI 101+				Team's RPI: 336	
RPI	S	Opponent	Score	RPI	S	Opponent	Score	RPI	S	Opponent	Score	RPI	S	Opponent	Score		
								69	A	Washington	46	78	114	H	Montana St.	65	73
												126	H	Idaho	84	90	
												223	A	Cal St. Fullerton	63	81	
												240	H	UMKC	65	76	
												246	A	Northern Ariz.	80	88	
												247	H	Long Beach St.	66	54	
												260	A	Utah St.	63	70	
												272	A	Idaho St.	48	73	
												325	A	Cal Poly	72	49	
												347	H	Chicago St.	80	51	
												348	H	Sacramento St.	88	84	
LAST 10 Division I																	
348	H	Sacramento St.	88	84	347	H	Chicago St.	80	51								
114	H	Montana St.	65	73	240	H	UMKC	65	76								
69	A	Washington	46	78	223	A	Cal St. Fullerton	63	81								
126	H	Idaho	84	90	325	A	Cal Poly	72	49								
246	A	Northern Ariz.	80	88	247	H	Long Beach St.	66	54								

Non-Div I Games: Warner Pacific 89 47 Saint Martin's 91 81 Central Wash. 75 65

Seattle U

Loss, Non-Conf, S Site, H Home A Away N Neutral

Average RPI Win:	188	WON-LOST	WINNING	LAST 10	STRENGTH OF	OPP. STRENGTH	TEAM	ADJ.	CONF.	ADJ CONF.
Average RPI Loss:	39	RECORD	PCT. RANK	GAMES	SCHEDULE	OF SCHEDULE	RPI	RPI	RPI	RPI
DIV. I ONLY	10- 5	82	6-4	81	51	74	74	6	6	
DIV. I NON-CONF.	7- 4	100	3-3	30	56	58	58	6	6	
TOTALS	RPI 1-25	RPI 26-50	W-L RECORDS	RPI 51-100	RPI 101-150	RPI 150+				
10- 5	0- 2	0- 1	OVERALL	1- 2	1- 0	8- 0				
5- 3	0- 2	0- 0	HOME	0- 1	0- 0	5- 0				
3- 1	0- 0	0- 0	AWAY	0- 1	0- 0	3- 0				
2- 1	0- 0	0- 1	NEUTRAL	1- 0	1- 0	0- 0				
7- 4	0- 2	0- 1	NON-CONFERENCE	1- 1	1- 0	5- 0				
4- 2	0- 2	0- 0	HOME	0- 0	0- 0	4- 0				
1- 1	0- 0	0- 0	AWAY	0- 1	0- 0	1- 0				
2- 1	0- 0	0- 1	NEUTRAL	1- 0	1- 0	0- 0				
3- 1	0- 0	0- 0	CONFERENCE	0- 1	0- 0	3- 0				
1- 1	0- 0	0- 0	HOME	0- 1	0- 0	1- 0				
2- 0	0- 0	0- 0	AWAY	0- 0	0- 0	2- 0				
0- 0	0- 0	0- 0	NEUTRAL	0- 0	0- 0	0- 0				

RPI 1-25				RPI 26-50				RPI 51-100				Team's RPI: 74	RPI 101+			
RPI	S	Opponent	Score	RPI	S	Opponent	Score	RPI	S	Opponent	Score		RPI	S	Opponent	Score
1	H	UConn	78 92	31	N	Georgia Tech	54 79	53	H	Villanova	55 61		121	N	Saint Joseph's	55 39
19	H	Princeton	76 78					63	N	Vanderbilt	69 65		152	A	Butler	67 62
								90	A	Lehigh	68 75		170	A	Iona	89 37
													172	H	VCU	53 33
													210	H	Georgetown	79 60
													228	H	Sacred Heart	95 69
													244	H	Lafayette	74 50
													248	A	Xavier	83 61
													270	H	Fairfield	74 44
LAST 10 Division I																
170	A	Iona	89 37	210	H	Georgetown	79 60	53	H	Villanova	55 61					
1	H	UConn	78 92					248	A	Xavier	83 61					
63	N	Vanderbilt	69 65					152	A	Butler	67 62					
31	N	Georgia Tech	54 79					244	H	Lafayette	74 50					
90	A	Lehigh	68 75													

Non-Div I Games:

Seton Hall

■ Loss,
■ Non-Conf,
■ S Site,
■ H Home
■ A Away
N Neutral

Average RPI Win:	266	WON-LOST	WINNING	LAST 10	STRENGTH OF	OPP. STRENGTH	TEAM	ADJ.	CONF.	ADJ CONF.
Average RPI Loss:	194	RECORD	PCT. RANK	GAMES	SCHEDULE	OF SCHEDULE	RPI	RPI	RPI	RPI
DIV. I ONLY	2- 10	318	2-8	143	349	315	315	24	24	
DIV. I NON-CONF.	2- 7	288	2-5	57	347	261	261	23	23	
TOTALS	RPI 1-25	RPI 26-50	W-L RECORDS	RPI 51-100	RPI 101-150	RPI 150+				
2- 10	0- 0	0- 0	OVERALL	0- 1	0- 3	2- 6				
2- 3	0- 0	0- 0	HOME	0- 0	0- 0	2- 3				
0- 7	0- 0	0- 0	AWAY	0- 1	0- 3	0- 3				
0- 0	0- 0	0- 0	NEUTRAL	0- 0	0- 0	0- 0				
2- 7	0- 0	0- 0	NON-CONFERENCE	0- 1	0- 3	2- 3				
2- 1	0- 0	0- 0	HOME	0- 0	0- 0	2- 1				
0- 6	0- 0	0- 0	AWAY	0- 1	0- 3	0- 2				
0- 0	0- 0	0- 0	NEUTRAL	0- 0	0- 0	0- 0				
0- 3	0- 0	0- 0	CONFERENCE	0- 0	0- 0	0- 3				
0- 2	0- 0	0- 0	HOME	0- 0	0- 0	0- 2				
0- 1	0- 0	0- 0	AWAY	0- 0	0- 0	0- 1				
0- 0	0- 0	0- 0	NEUTRAL	0- 0	0- 0	0- 0				

RPI 1-25			RPI 26-50			RPI 51-100			RPI 101+			Team's RPI: 315
RPI	S	Opponent	Score	RPI	S	Opponent	Score	RPI	S	Opponent	Score	
						91 A Penn	44 92			111 A Colgate	51 88	
										123 A Harvard	51 68	
										137 A Massachusetts	55 61	
										153 H Binghamton	62 89	
										171 A Fla. Atlantic	39 83	
										218 H Quinnipiac	52 66	
										228 H Sacred Heart	68 57	
										270 H Fairfield	35 65	
										304 H Albany (NY)	52 46	
										326 A Saint Peter's	83 87	
										339 A Fairleigh Dickinson	58 67	
LAST 10 Division I												
304	H	Albany (NY)	52 46	326	A	Saint Peter's	83 87					
111	A	Colgate	51 88	218	H	Quinnipiac	52 66					
171	A	Fla. Atlantic	39 83	270	H	Fairfield	35 65					
228	H	Sacred Heart	68 57	339	A	Fairleigh Dickinson	58 67					
123	A	Harvard	51 68	137	A	Massachusetts	55 61					

Non-Div I Games:

Siena

■ Loss,
 ■ Non-Conf,
 ■ S Site,
 ■ Home
 ■ A Away
 N Neutral

South Alabama

Through Games Of Jan. 7, 2020

Average RPI Win:	243	WON-LOST	WINNING	LAST 10	STRENGTH OF	OPP. STRENGTH	TEAM	ADJ.	CONF.	ADJ CONF.
Average RPI Loss:	130	RECORD	PCT. RANK	GAMES	SCHEDULE	OF SCHEDULE	RPI	RPI	RPI	RPI
DIV. I ONLY	4- 8	243	4-6	185	177	265	265	23	23	
DIV. I NON-CONF.	3- 7	252	3-5	197	135	273	273	22	22	
TOTALS	RPI 1-25	RPI 26-50	W-L RECORDS	RPI 51-100	RPI 101-150	RPI 150+				
4- 8	0- 0	0- 1	OVERALL	0- 1	1- 3	3- 3				
3- 5	0- 0	0- 1	HOME	0- 1	0- 2	3- 1				
1- 3	0- 0	0- 0	AWAY	0- 0	1- 1	0- 2				
0- 0	0- 0	0- 0	NEUTRAL	0- 0	0- 0	0- 0				
3- 7	0- 0	0- 1	NON-CONFERENCE	0- 1	1- 2	2- 3				
2- 4	0- 0	0- 1	HOME	0- 1	0- 1	2- 1				
1- 3	0- 0	0- 0	AWAY	0- 0	1- 1	0- 2				
0- 0	0- 0	0- 0	NEUTRAL	0- 0	0- 0	0- 0				
1- 1	0- 0	0- 0	CONFERENCE	0- 0	0- 1	1- 0				
1- 1	0- 0	0- 0	HOME	0- 0	0- 1	1- 0				
0- 0	0- 0	0- 0	AWAY	0- 0	0- 0	0- 0				
0- 0	0- 0	0- 0	NEUTRAL	0- 0	0- 0	0- 0				

RPI S	Opponent	Score	RPI S	Opponent	Score	RPI S	Opponent	Score	RPI S	Opponent	Score	Team's RPI: 265
40	H Rutgers	56 77	79	H Alabama	62 74	116	H Auburn	62 82	129	H Coastal Caro.	62 71	
						134	A UAB	61 77	144	A Tulane	62 53	
						157	A Southern Miss.	55 62	162	H Miami (OH)	73 76	
						215	H A&M-Corpus Christi	83 82	224	A ETSU	60 65	
						273	H Appalachian St.	81 66	338	H Tennessee St.	70 48	
LAST 10 Division I												
116	H Auburn	62 82	129	H Coastal Caro.	62 71							
338	H Tennessee St.	70 48	273	H Appalachian St.	81 66							
79	H Alabama	62 74	224	A ETSU	60 65							
162	H Miami (OH)	73 76	157	A Southern Miss.	55 62							
215	H A&M-Corpus Christi	83 82	144	A Tulane	62 53							

Non-Div I Games: William Carey 68 52 Mobile 103 59

South Alabama

Loss, Non-Conf, S Site, H Home A Away N Neutral

South Carolina

Through Games Of Jan. 7, 2020

Average RPI Win:	113	WON-LOST	WINNING	LAST 10	STRENGTH OF	OPP. STRENGTH	TEAM	ADJ.	CONF.	ADJ CONF.
Average RPI Loss:	10	RECORD	PCT. RANK	GAMES	SCHEDULE	OF SCHEDULE	RPI	RPI	RPI	RPI
DIV. I ONLY	14- 1	5	9-1	14	25	4	4	4	4	4
DIV. I NON-CONF.	12- 1	10	7-1	29	26	7	7	4	4	4
TOTALS	RPI 1-25	RPI 26-50	W-L RECORDS	RPI 51-100	RPI 101-150	RPI 150+				
14- 1	3- 1	3- 0	OVERALL	3- 0	1- 0	4- 0				
7- 0	2- 0	2- 0	HOME	0- 0	0- 0	3- 0				
5- 0	1- 0	0- 0	AWAY	2- 0	1- 0	1- 0				
2- 1	0- 1	1- 0	NEUTRAL	1- 0	0- 0	0- 0				
12- 1	2- 1	3- 0	NON-CONFERENCE	2- 0	1- 0	4- 0				
6- 0	1- 0	2- 0	HOME	0- 0	0- 0	3- 0				
4- 0	1- 0	0- 0	AWAY	1- 0	1- 0	1- 0				
2- 1	0- 1	1- 0	NEUTRAL	1- 0	0- 0	0- 0				
2- 0	1- 0	0- 0	CONFERENCE	1- 0	0- 0	0- 0				
1- 0	1- 0	0- 0	HOME	0- 0	0- 0	0- 0				
1- 0	0- 0	0- 0	AWAY	1- 0	0- 0	0- 0				
0- 0	0- 0	0- 0	NEUTRAL	0- 0	0- 0	0- 0				

RPI S	Opponent	Score	RPI S	Opponent	Score	RPI S	Opponent	Score	RPI S	Opponent	Score
10 N	Indiana	57 71	37 H	Duke	89 46	61 A	Temple	78 71	125 A	Dayton	75 49
22 H	Kentucky	99 72	38 H	South Dakota	73 60	77 N	Washington St.	68 53	167 A	Clemson	84 48
23 H	Purdue	85 49	39 N	Baylor	74 59	79 A	Alabama	93 78	273 H	Appalachian St.	92 50
25 A	Maryland	63 54							281 H	Alabama St.	103 43
									329 H	USC Upstate	112 32
LAST 10 Division I											
61 A	Temple	78 71	79 A	Alabama	93 78						
39 N	Baylor	74 59	22 H	Kentucky	99 72						
77 N	Washington St.	68 53	38 H	South Dakota	73 60						
10 N	Indiana	57 71	37 H	Duke	89 46						
167 A	Clemson	84 48	23 H	Purdue	85 49						

Non-Div I Games:

South Carolina

Loss, Non-Conf, S Site, H Home A Away N Neutral

<div> <div> <div>Average RPI Win: 341</div> <div>Average RPI Loss: 252</div> </div> <div> <div>WON-LOST</div> <div>RECORD</div> </div> <div> <div>WINNING</div> <div>PCT. RANK</div> </div> <div> <div>LAST 10</div> <div>GAMES</div> </div> </div>				STRENGTH OF SCHEDULE	OPP. STRENGTH OF SCHEDULE	TEAM RPI	ADJ. RPI	CONF. RPI	ADJ CONF. RPI
DIV. I ONLY				339	347	345	345	31	31
DIV. I NON-CONF.				321	348	346	346	31	31
TOTALS	RPI 1-25	RPI 26-50	W-L RECORDS	RPI 51-100	RPI 101-150	RPI 150+			
2- 13	0- 0	0- 0	OVERALL	0- 0	0- 2	2- 11			
0- 5	0- 0	0- 0	HOME	0- 0	0- 1	0- 4			
2- 7	0- 0	0- 0	AWAY	0- 0	0- 1	2- 6			
0- 1	0- 0	0- 0	NEUTRAL	0- 0	0- 0	0- 1			
1- 12	0- 0	0- 0	NON-CONFERENCE	0- 0	0- 2	1- 10			
0- 5	0- 0	0- 0	HOME	0- 0	0- 1	0- 4			
1- 6	0- 0	0- 0	AWAY	0- 0	0- 1	1- 5			
0- 1	0- 0	0- 0	NEUTRAL	0- 0	0- 0	0- 1			
1- 1	0- 0	0- 0	CONFERENCE	0- 0	0- 0	1- 1			
0- 0	0- 0	0- 0	HOME	0- 0	0- 0	0- 0			
1- 1	0- 0	0- 0	AWAY	0- 0	0- 0	1- 1			
0- 0	0- 0	0- 0	NEUTRAL	0- 0	0- 0	0- 0			

RPI 1-25				RPI 26-50				RPI 51-100				RPI 101+				Team's RPI: 345	
RPI	S	Opponent	Score	RPI	S	Opponent	Score	RPI	S	Opponent	Score	RPI	S	Opponent	Score		
												129	A	Coastal Caro.	44	85	
												140	H	North Dakota	53	95	
												192	N	North Ala.	46	99	
												212	A	UNC Asheville	51	82	
												236	H	Col. of Charleston	55	76	
												242	A	UNLV	57	66	
												282	A	UNCW	46	84	
												289	H	Radford	45	60	
												298	A	Morgan St.	47	77	
												303	H	Presbyterian	49	70	
												310	H	Mercer	55	66	
												319	A	Georgia St.	52	77	
												329	A	USC Upstate	47	58	
												340	A	Coppin St.	71	60	
												342	A	Charleston So.	81	75	
EAST 10 Division I																	
				329	A	USC Upstate	47	58	298	A	Morgan St.	47	77				
				212	A	UNC Asheville	51	82	340	A	Coppin St.	71	60				
				310	H	Mercer	55	66	129	A	Coastal Caro.	44	85				
				140	H	North Dakota	53	95	192	N	North Ala.	46	99				
				242	A	UNLV	57	66	319	A	Georgia St.	52	77				

Non-Div I Games:

South Carolina St.

Loss, Non-Conf, S Site, H Home A Away N Neutral

South Dakota

Through Games Of Jan. 7, 2020

Average RPI Win:	171	WON-LOST	WINNING	LAST 10	STRENGTH OF	OPP. STRENGTH	TEAM	ADJ.	CONF.	ADJ CONF.
Average RPI Loss:	3	RECORD	PCT. RANK	GAMES	SCHEDULE	OF SCHEDULE	RPI	RPI	RPI	RPI
DIV. I ONLY	13- 2	22	8-2	166	9	38	38	17	17	
DIV. I NON-CONF.	10- 2	31	5-2	90	2	20	20	18	18	
TOTALS	RPI 1-25	RPI 26-50	W-L RECORDS	RPI 51-100	RPI 101-150	RPI 150+				
13- 2	2- 2	1- 0	OVERALL	0- 0	1- 0	9- 0				
6- 1	1- 1	1- 0	HOME	0- 0	0- 0	4- 0				
5- 1	0- 1	0- 0	AWAY	0- 0	1- 0	4- 0				
2- 0	1- 0	0- 0	NEUTRAL	0- 0	0- 0	1- 0				
10- 2	2- 2	1- 0	NON-CONFERENCE	0- 0	1- 0	6- 0				
5- 1	1- 1	1- 0	HOME	0- 0	0- 0	3- 0				
3- 1	0- 1	0- 0	AWAY	0- 0	1- 0	2- 0				
2- 0	1- 0	0- 0	NEUTRAL	0- 0	0- 0	1- 0				
3- 0	0- 0	0- 0	CONFERENCE	0- 0	0- 0	3- 0				
1- 0	0- 0	0- 0	HOME	0- 0	0- 0	1- 0				
2- 0	0- 0	0- 0	AWAY	0- 0	0- 0	2- 0				
0- 0	0- 0	0- 0	NEUTRAL	0- 0	0- 0	0- 0				

RPI 1-25				RPI 26-50				Team's RPI: 38	RPI 51-100				RPI 101+			
RPI	S	Opponent	Score	RPI	S	Opponent	Score		RPI	S	Opponent	Score	RPI	S	Opponent	Score
2	H	Missouri St.	66 74	27	H	Drake	102 94						142	A	Green Bay	66 60
4	A	South Carolina	60 73										151	H	Montana	96 64
17	H	Creighton	72 65										164	N	Northern Ill.	91 48
24	N	Ohio St.	68 53										165	A	Utah	84 81
													176	H	Missouri	72 56
													196	A	Northeastern	80 76
													229	A	Western Ill.	96 65
													286	H	Denver	104 61
													311	A	Purdue Fort Wayne	62 41
													340	H	Coppin St.	82 44
LAST 10 Division I																
340	H	Coppin St.	82 44	286	H	Denver	104 61									
17	H	Creighton	72 65	311	A	Purdue Fort Wayne	62 41									
164	N	Northern Ill.	91 48	229	A	Western Ill.	96 65									
24	N	Ohio St.	68 53	4	A	South Carolina	60 73									
2	H	Missouri St.	66 74	151	H	Montana	96 64									

Non-Div I Games: Mt. Marty 110 39

South Dakota

Loss, Non-Conf, S Site, H Home A Away N Neutral

Average RPI Win:	199	WON-LOST	WINNING	LAST 10	STRENGTH OF	OPP. STRENGTH	TEAM	ADJ.	CONF.	ADJ CONF.
Average RPI Loss:	28	RECORD	PCT. RANK	GAMES	SCHEDULE	OF SCHEDULE	RPI	RPI	RPI	RPI
DIV. I ONLY	10- 6	112	6-4	153	14	100	100	17	17	
DIV. I NON-CONF.	7- 6	160	3-4	84	8	94	94	18	18	
TOTALS	RPI 1-25	RPI 26-50	W-L RECORDS	RPI 51-100	RPI 101-150	RPI 150+				
10- 6	0- 2	0- 4	OVERALL	0- 0	4- 0	6- 0				
6- 2	0- 0	0- 2	HOME	0- 0	1- 0	5- 0				
2- 3	0- 2	0- 1	AWAY	0- 0	1- 0	1- 0				
2- 1	0- 0	0- 1	NEUTRAL	0- 0	2- 0	0- 0				
7- 6	0- 2	0- 4	NON-CONFERENCE	0- 0	4- 0	3- 0				
4- 2	0- 0	0- 2	HOME	0- 0	1- 0	3- 0				
1- 3	0- 2	0- 1	AWAY	0- 0	1- 0	0- 0				
2- 1	0- 0	0- 1	NEUTRAL	0- 0	2- 0	0- 0				
3- 0	0- 0	0- 0	CONFERENCE	0- 0	0- 0	3- 0				
2- 0	0- 0	0- 0	HOME	0- 0	0- 0	2- 0				
1- 0	0- 0	0- 0	AWAY	0- 0	0- 0	1- 0				
0- 0	0- 0	0- 0	NEUTRAL	0- 0	0- 0	0- 0				

RPI 1-25				RPI 26-50				RPI 51-100 Team's RPI: 100				RPI 101+			
RPI	S	Opponent	Score	RPI	S	Opponent	Score	RPI	S	Opponent	Score	RPI	S	Opponent	Score
15	A	Oregon	56 95	27	A	Drake	67 74					101	N	Notre Dame	65 59
17	A	Creighton	48 61	33	N	FGCU	70 71					106	N	South Fla.	61 50
				34	H	Marquette	58 65					114	H	Montana St.	60 50
				41	H	Central Mich.	74 79					142	A	Green Bay	60 55
												189	H	Wyoming	67 40
												222	H	Chattanooga	71 56
												229	H	Western Ill.	75 45
												258	H	Oral Roberts	58 44
												287	A	Omaha	68 51
												340	H	Coppin St.	94 41
LAST 10 Division I															
				41	H	Central Mich.	74 79	229	H	Western Ill.	75 45				
				222	H	Chattanooga	71 56	258	H	Oral Roberts	58 44				
				15	A	Oregon	56 95	287	A	Omaha	68 51				
				340	H	Coppin St.	94 41	142	A	Green Bay	60 55				
				33	N	FGCU	70 71	34	H	Marquette	58 65				

Non-Div I Games: Dakota Wesleyan 77 46

South Dakota St.

Average RPI Win:	187	WON-LOST	WINNING	LAST 10	STRENGTH OF	OPP. STRENGTH	TEAM	ADJ.	CONF.	ADJ CONF.
Average RPI Loss:	88	RECORD	PCT. RANK	GAMES	SCHEDULE	OF SCHEDULE	RPI	RPI	RPI	RPI
DIV. I ONLY	9- 6	117	5-5	56	166	106	106	8	8	
DIV. I NON-CONF.	8- 6	138	4-5	71	159	118	118	8	8	
TOTALS	RPI 1-25	RPI 26-50	W-L RECORDS	RPI 51-100	RPI 101-150	RPI 150+				
9- 6	0- 1	0- 2	OVERALL	1- 1	1- 1	7- 1				
9- 0	0- 0	0- 0	HOME	1- 0	1- 0	7- 0				
0- 2	0- 0	0- 1	AWAY	0- 0	0- 0	0- 1				
0- 4	0- 1	0- 1	NEUTRAL	0- 1	0- 1	0- 0				
8- 6	0- 1	0- 2	NON-CONFERENCE	1- 1	1- 1	6- 1				
8- 0	0- 0	0- 0	HOME	1- 0	1- 0	6- 0				
0- 2	0- 0	0- 1	AWAY	0- 0	0- 0	0- 1				
0- 4	0- 1	0- 1	NEUTRAL	0- 1	0- 1	0- 0				
1- 0	0- 0	0- 0	CONFERENCE	0- 0	0- 0	1- 0				
1- 0	0- 0	0- 0	HOME	0- 0	0- 0	1- 0				
0- 0	0- 0	0- 0	AWAY	0- 0	0- 0	0- 0				
0- 0	0- 0	0- 0	NEUTRAL	0- 0	0- 0	0- 0				

RPI S	Opponent	Score	RPI S	Opponent	Score	RPI S	Opponent	Score	RPI S	Opponent	Score	Team's RPI: 106
13 N	Mississippi St.	61 86	33 N	FGCU	77 81	67 H	Texas	64 57	101 N	Notre Dame	51 67	
			39 A	Baylor	46 58	100 N	South Dakota St.	50 61	126 H	Idaho	67 64	
									172 H	VCU	77 55	
									173 H	Cincinnati	76 68	
									191 H	Howard	82 53	
									197 H	Saint Francis (PA)	62 23	
									214 H	Jacksonville	70 39	
									242 A	UNLV	51 61	
									263 H	Brown	70 60	
									281 H	Alabama St.	80 29	
LAST 10 Division I												
281 H	Alabama St.	80 29	173 H	Cincinnati	76 68							
101 N	Notre Dame	51 67	263 H	Brown	70 60							
33 N	FGCU	77 81	242 A	UNLV	51 61							
100 N	South Dakota St.	50 61	13 N	Mississippi St.	61 86							
197 H	Saint Francis (PA)	62 23	126 H	Idaho	67 64							

Non-Div I Games:

South Fla.

■ Loss,
 ■ Non-Conf,
 ■ S Site,
 ■ H Home
 ■ A Away
 N Neutral

Average RPI Win:	226	WON-LOST	WINNING	LAST 10	STRENGTH OF	OPP. STRENGTH	TEAM	ADJ.	CONF.	ADJ CONF.
Average RPI Loss:	172	RECORD	PCT. RANK	GAMES	SCHEDULE	OF SCHEDULE	RPI	RPI	RPI	RPI
DIV. I ONLY	7- 4	105	6-4	308	152	138	138	20	20	
DIV. I NON-CONF.	6- 3	90	5-3	333	114	158	158	21	21	
TOTALS	RPI 1-25	RPI 26-50	W-L RECORDS	RPI 51-100	RPI 101-150	RPI 150+				
7- 4	0- 0	0- 0	OVERALL	1- 1	1- 0	5- 3				
2- 0	0- 0	0- 0	HOME	1- 0	0- 0	1- 0				
5- 4	0- 0	0- 0	AWAY	0- 1	1- 0	4- 3				
0- 0	0- 0	0- 0	NEUTRAL	0- 0	0- 0	0- 0				
6- 3	0- 0	0- 0	NON-CONFERENCE	1- 1	0- 0	5- 2				
2- 0	0- 0	0- 0	HOME	1- 0	0- 0	1- 0				
4- 3	0- 0	0- 0	AWAY	0- 1	0- 0	4- 2				
0- 0	0- 0	0- 0	NEUTRAL	0- 0	0- 0	0- 0				
1- 1	0- 0	0- 0	CONFERENCE	0- 0	1- 0	0- 1				
0- 0	0- 0	0- 0	HOME	0- 0	0- 0	0- 0				
1- 1	0- 0	0- 0	AWAY	0- 0	1- 0	0- 1				
0- 0	0- 0	0- 0	NEUTRAL	0- 0	0- 0	0- 0				

RPI 1-25				RPI 26-50				RPI 51-100				RPI 101+				Team's RPI: 138	
RPI	S	Opponent	Score	RPI	S	Opponent	Score	RPI	S	Opponent	Score	RPI	S	Opponent	Score		
								60	H	Southern Ill.	79 65	143	A	Austin Peay	79 66		
								72	A	Saint Louis	61 76						
												185	A	Murray St.	62 70		
												201	A	Eastern Mich.	64 69		
												208	A	Arkansas St.	79 67		
												229	A	Western Ill.	91 97		
												256	A	Ole Miss	70 53		
												271	A	Indiana St.	68 58		
												311	A	Purdue Fort Wayne	58 48		
												332	H	Evansville	83 60		
LAST 10 Division I																	
				60	H	Southern Ill.	79 65	185	A	Murray St.	62 70						
				72	A	Saint Louis	61 76	143	A	Austin Peay	79 66						
				311	A	Purdue Fort Wayne	58 48	271	A	Indiana St.	68 58						
				201	A	Eastern Mich.	64 69	229	A	Western Ill.	91 97						
				208	A	Arkansas St.	79 67	256	A	Ole Miss	70 53						

Non-Div I Games: Harris-Stowe 106 64 Mo.-St. Louis 70 56

Southeast Mo. St.

Loss, Non-Conf, S Site, H Home A Away N Neutral

Average RPI Win: 269		WON-LOST	WINNING	LAST 10	STRENGTH OF	OPP. STRENGTH	TEAM	ADJ.	CONF.	ADJ CONF.
Average RPI Loss: 144		RECORD	PCT. RANK	GAMES	SCHEDULE	OF SCHEDULE	RPI	RPI	RPI	RPI
DIV. I ONLY		4- 8	243	4-6	181	313	221	221	25	25
DIV. I NON-CONF.		2- 6	279	2-4	136	283	220	220	24	24
TOTALS	RPI 1-25		RPI 26-50	W-L RECORDS		RPI 51-100	RPI 101-150		RPI 150+	
4- 8	0- 0		0- 1	OVERALL		0- 1	0- 1		4- 5	
2- 1	0- 0		0- 0	HOME		0- 0	0- 0		2- 1	
2- 7	0- 0		0- 1	AWAY		0- 1	0- 1		2- 4	
0- 0	0- 0		0- 0	NEUTRAL		0- 0	0- 0		0- 0	
2- 6	0- 0		0- 1	NON-CONFERENCE		0- 1	0- 1		2- 3	
1- 0	0- 0		0- 0	HOME		0- 0	0- 0		1- 0	
1- 6	0- 0		0- 1	AWAY		0- 1	0- 1		1- 3	
0- 0	0- 0		0- 0	NEUTRAL		0- 0	0- 0		0- 0	
2- 2	0- 0		0- 0	CONFERENCE		0- 0	0- 0		2- 2	
1- 1	0- 0		0- 0	HOME		0- 0	0- 0		1- 1	
1- 1	0- 0		0- 0	AWAY		0- 0	0- 0		1- 1	
0- 0	0- 0		0- 0	NEUTRAL		0- 0	0- 0		0- 0	

RPI 1-25				RPI 26-50				RPI 51-100				RPI 101+				Team's RPI: 221	
RPI	S	Opponent	Score	RPI	S	Opponent	Score	RPI	S	Opponent	Score	RPI	S	Opponent	Score		
				48	A	LSU	52 62	79	A	Alabama	50 87	115	A	Houston	65 78		
												157	A	Southern Miss.	54 62		
												174	H	Lamar University	57 65		
												177	A	SFA	51 77		
												179	A	Louisiana	50 60		
												202	H	Jackson St.	63 59		
												215	H	A&M-Corpus Christi	48 44		
												219	A	Louisiana Tech	78 92		
												309	A	Houston Baptist	69 59		
												351	A	La.-Monroe	65 52		
LAST 10 Division I																	
				219	A	Louisiana Tech	78 92	215	H	A&M-Corpus Christi	48 44						
				202	H	Jackson St.	63 59	177	A	SFA	51 77						
				351	A	La.-Monroe	65 52	79	A	Alabama	50 87						
				48	A	LSU	52 62	309	A	Houston Baptist	69 59						
				179	A	Louisiana	50 60	174	H	Lamar University	57 65						

Non-Div I Games: LSU-Alexandria 89 67

Southeastern La.

Loss, Non-Conf, S Site, H Home A Away N Neutral

Average RPI Win:	216	WON-LOST	WINNING	LAST 10	STRENGTH OF	OPP. STRENGTH	TEAM	ADJ.	CONF.	ADJ CONF.
Average RPI Loss:	76	RECORD	PCT. RANK	GAMES	SCHEDULE	OF SCHEDULE	RPI	RPI	RPI	RPI
DIV. I ONLY	8- 6	129	5-5	61	116	105	105	1	1	
DIV. I NON-CONF.	8- 3	68	5-2	202	167	102	102	1	1	
TOTALS	RPI 1-25	RPI 26-50	W-L RECORDS	RPI 51-100	RPI 101-150	RPI 150+				
8- 6	0- 2	1- 1	OVERALL	1- 2	0- 0	6- 1				
5- 3	0- 1	1- 1	HOME	0- 1	0- 0	4- 0				
2- 2	0- 1	0- 0	AWAY	0- 0	0- 0	2- 1				
1- 1	0- 0	0- 0	NEUTRAL	1- 1	0- 0	0- 0				
8- 3	0- 1	1- 0	NON-CONFERENCE	1- 1	0- 0	6- 1				
5- 1	0- 1	1- 0	HOME	0- 0	0- 0	4- 0				
2- 1	0- 0	0- 0	AWAY	0- 0	0- 0	2- 1				
1- 1	0- 0	0- 0	NEUTRAL	1- 1	0- 0	0- 0				
0- 3	0- 1	0- 1	CONFERENCE	0- 1	0- 0	0- 0				
0- 2	0- 0	0- 1	HOME	0- 1	0- 0	0- 0				
0- 1	0- 1	0- 0	AWAY	0- 0	0- 0	0- 0				
0- 0	0- 0	0- 0	NEUTRAL	0- 0	0- 0	0- 0				

RPI 1-25				RPI 26-50				RPI 51-100				RPI 101+ Team's RPI: 105			
RPI	S	Opponent	Score	RPI	S	Opponent	Score	RPI	S	Opponent	Score	RPI	S	Opponent	Score
7	A	UCLA	59 83	32	H	Virginia	59 49	52	H	Arizona St.	54 63	241	A	UC Riverside	76 59
11	H	Texas A&M	64 74	36	H	Arizona	57 65	68	N	Nebraska	54 67	242	H	UNLV	75 54
								79	N	Alabama	60 57	247	H	Long Beach St.	57 40
												253	A	CSUN	69 53
												283	A	UC Santa Barbara	46 57
												300	H	Nevada	50 47
												331	H	UTRGV	80 43
LAST 10 Division I															
331	H	UTRGV	80 43	52	H	Arizona St.	54 63	36	H	Arizona	57 65	7	A	UCLA	59 83
242	H	UNLV	75 54					247	H	Long Beach St.	57 40	300	H	Nevada	50 47
79	N	Alabama	60 57												
68	N	Nebraska	54 67												
11	H	Texas A&M	64 74												

Non-Div I Games:

Southern California

■ Loss,
 ■ Non-Conf,
 ■ S Site,
 ■ H Home
 ■ A Away
 N Neutral

Southern Ill.

Through Games Of Jan. 7, 2020

Average RPI Win:	173	WON-LOST	WINNING	LAST 10	STRENGTH OF	OPP. STRENGTH	TEAM	ADJ.	CONF.	ADJ CONF.
Average RPI Loss:	119	RECORD	PCT. RANK	GAMES	SCHEDULE	OF SCHEDULE	RPI	RPI	RPI	RPI
DIV. I ONLY	9- 4	71	7-3	99	214	60	60	7	7	
DIV. I NON-CONF.	8- 3	68	6-2	155	199	74	74	7	7	
TOTALS	RPI 1-25	RPI 26-50	W-L RECORDS	RPI 51-100	RPI 101-150	RPI 150+				
9- 4	0- 0	0- 0	OVERALL	2- 2	0- 1	7- 1				
4- 1	0- 0	0- 0	HOME	2- 0	0- 0	2- 1				
4- 3	0- 0	0- 0	AWAY	0- 2	0- 1	4- 0				
1- 0	0- 0	0- 0	NEUTRAL	0- 0	0- 0	1- 0				
8- 3	0- 0	0- 0	NON-CONFERENCE	2- 1	0- 1	6- 1				
4- 1	0- 0	0- 0	HOME	2- 0	0- 0	2- 1				
3- 2	0- 0	0- 0	AWAY	0- 1	0- 1	3- 0				
1- 0	0- 0	0- 0	NEUTRAL	0- 0	0- 0	1- 0				
1- 1	0- 0	0- 0	CONFERENCE	0- 1	0- 0	1- 0				
0- 0	0- 0	0- 0	HOME	0- 0	0- 0	0- 0				
1- 1	0- 0	0- 0	AWAY	0- 1	0- 0	1- 0				
0- 0	0- 0	0- 0	NEUTRAL	0- 0	0- 0	0- 0				

RPI 1-25				RPI 26-50				RPI 51-100				Team's RPI: 60	RPI 101+			
RPI	S	Opponent	Score	RPI	S	Opponent	Score	RPI	S	Opponent	Score		RPI	S	Opponent	Score
								65	H	UT Martin	70 59		138	A	Southeast Mo. St.	65 79
								72	H	Saint Louis	61 53		164	A	Northern Ill.	80 61
								76	A	IUPUI	78 81		166	H	Memphis	66 70
								95	A	Loyola Chicago	49 51		168	A	Valparaiso	67 51
													185	H	Murray St.	76 66
													187	H	Tennessee Tech	76 65
													201	A	Eastern Mich.	85 54
													229	N	Western Ill.	79 65
													290	A	SIUE	103 67
LAST 10 Division I																
				138	A	Southeast Mo. St.	65 79					95	A	Loyola Chicago	49 51	
				65	H	UT Martin	70 59					168	A	Valparaiso	67 51	
				72	H	Saint Louis	61 53					164	A	Northern Ill.	80 61	
				201	A	Eastern Mich.	85 54					229	N	Western Ill.	79 65	
				166	H	Memphis	66 70					185	H	Murray St.	76 66	

Non-Div I Games:

Southern Ill.

■ Loss,
 ■ Non-Conf,
 ■ S Site,
 ■ H Home
 ■ A Away
 N Neutral

Average RPI Win:	261	WON-LOST	WINNING	LAST 10	STRENGTH OF	OPP. STRENGTH	TEAM	ADJ.	CONF.	ADJ CONF.
Average RPI Loss:	91	RECORD	PCT. RANK	GAMES	SCHEDULE	OF SCHEDULE	RPI	RPI	RPI	RPI
DIV. I ONLY	7- 3	69	7-3	272	205	157	157	13	13	
DIV. I NON-CONF.	6- 3	90	6-3	297	173	185	185	16	16	
TOTALS	RPI 1-25	RPI 26-50	W-L RECORDS	RPI 51-100	RPI 101-150	RPI 150+				
7- 3	0- 1	0- 0	OVERALL	0- 0	0- 2	7- 0				
6- 1	0- 0	0- 0	HOME	0- 0	0- 1	6- 0				
1- 2	0- 1	0- 0	AWAY	0- 0	0- 1	1- 0				
0- 0	0- 0	0- 0	NEUTRAL	0- 0	0- 0	0- 0				
6- 3	0- 1	0- 0	NON-CONFERENCE	0- 0	0- 2	6- 0				
5- 1	0- 0	0- 0	HOME	0- 0	0- 1	5- 0				
1- 2	0- 1	0- 0	AWAY	0- 0	0- 1	1- 0				
0- 0	0- 0	0- 0	NEUTRAL	0- 0	0- 0	0- 0				
1- 0	0- 0	0- 0	CONFERENCE	0- 0	0- 0	1- 0				
1- 0	0- 0	0- 0	HOME	0- 0	0- 0	1- 0				
0- 0	0- 0	0- 0	AWAY	0- 0	0- 0	0- 0				
0- 0	0- 0	0- 0	NEUTRAL	0- 0	0- 0	0- 0				

RPI S	Opponent	Score	RPI S	Opponent	Score	RPI S	Opponent	Score	RPI S	Opponent	Score	Team's RPI: 157
13	A Mississippi St.	58 91							115	A Houston	60 75	
									144	H Tulane	58 62	
									172	H VCU	51 39	
									219	H Louisiana Tech	66 60	
									221	H Southeastern La.	62 54	
									256	H Ole Miss	59 53	
									265	H South Alabama	62 55	
									346	H Mississippi Val.	84 80	
									351	A La.-Monroe	57 42	
LAST 10 Division I												
346	H Mississippi Val.	84 80	219	H Louisiana Tech	66 60							
256	H Ole Miss	59 53	115	A Houston	60 75							
351	A La.-Monroe	57 42	265	H South Alabama	62 55							
221	H Southeastern La.	62 54	144	H Tulane	58 62							
13	A Mississippi St.	58 91	172	H VCU	51 39							

Non-Div I Games: Faulkner 71 59 William Carey 77 47

Southern Miss.

Loss, Non-Conf, S Site, H Home A Away N Neutral

Average RPI Win:	306	WON-LOST	WINNING	LAST 10	STRENGTH OF	OPP. STRENGTH	TEAM	ADJ.	CONF.	ADJ CONF.
Average RPI Loss:	93	RECORD	PCT. RANK	GAMES	SCHEDULE	OF SCHEDULE	RPI	RPI	RPI	RPI
DIV. I ONLY	1- 10	331	1-9	51	87	220	220	29	29	
DIV. I NON-CONF.	0- 9	338	0-8	10	116	235	235	28	28	
TOTALS	RPI 1-25	RPI 26-50	W-L RECORDS	RPI 51-100	RPI 101-150	RPI 150+				
1- 10	0- 0	0- 2	OVERALL	0- 5	0- 1	1- 2				
0- 0	0- 0	0- 0	HOME	0- 0	0- 0	0- 0				
1- 8	0- 0	0- 2	AWAY	0- 4	0- 1	1- 1				
0- 2	0- 0	0- 0	NEUTRAL	0- 1	0- 0	0- 1				
0- 9	0- 0	0- 2	NON-CONFERENCE	0- 4	0- 1	0- 2				
0- 0	0- 0	0- 0	HOME	0- 0	0- 0	0- 0				
0- 7	0- 0	0- 2	AWAY	0- 3	0- 1	0- 1				
0- 2	0- 0	0- 0	NEUTRAL	0- 1	0- 0	0- 1				
1- 1	0- 0	0- 0	CONFERENCE	0- 1	0- 0	1- 0				
0- 0	0- 0	0- 0	HOME	0- 0	0- 0	0- 0				
1- 1	0- 0	0- 0	AWAY	0- 1	0- 0	1- 0				
0- 0	0- 0	0- 0	NEUTRAL	0- 0	0- 0	0- 0				

RPI 1-25			RPI 26-50			RPI 51-100			RPI 101+			Team's RPI: 220
RPI	S	Opponent	Score	RPI	S	Opponent	Score	RPI	S	Opponent	Score	Score
26	A	Oklahoma St.	59 72	67	A	Texas	39 93	124	A	Fordham	52 65	
40	A	Rutgers	58 78	68	A	Nebraska	39 73	155	A	Wichita St.	63 69	
				77	N	Washington St.	54 69	212	N	UNC Asheville	34 53	
				78	A	Texas Southern	56 61	306	A	Prairie View	68 48	
				81	A	Iowa St.	36 69					
LAST 10 Division I												
124	A	Fordham	52 65	306	A	Prairie View	68 48					
40	A	Rutgers	58 78	78	A	Texas Southern	56 61					
67	A	Texas	39 93	212	N	UNC Asheville	34 53					
68	A	Nebraska	39 73	77	N	Washington St.	54 69					
155	A	Wichita St.	63 69	26	A	Oklahoma St.	59 72					

Non-Div I Games: Tougaloo 100 39 Wiley 78 55

Southern U.

Southern Utah

Through Games Of Jan. 7, 2020

Average RPI Win:	249	WON-LOST	WINNING	LAST 10	STRENGTH OF	OPP. STRENGTH	TEAM	ADJ.	CONF.	ADJ CONF.
Average RPI Loss:	165	RECORD	PCT. RANK	GAMES	SCHEDULE	OF SCHEDULE	RPI	RPI	RPI	RPI
DIV. I ONLY	7- 5	122	5-5	255	224	163	163	21	21	
DIV. I NON-CONF.	6- 3	90	4-3	289	238	151	151	19	19	
TOTALS	RPI 1-25	RPI 26-50	W-L RECORDS	RPI 51-100	RPI 101-150	RPI 150+				
7- 5	0- 1	0- 0	OVERALL	0- 0	0- 1	7- 3				
6- 0	0- 0	0- 0	HOME	0- 0	0- 0	6- 0				
1- 5	0- 1	0- 0	AWAY	0- 0	0- 1	1- 3				
0- 0	0- 0	0- 0	NEUTRAL	0- 0	0- 0	0- 0				
6- 3	0- 1	0- 0	NON-CONFERENCE	0- 0	0- 0	6- 2				
5- 0	0- 0	0- 0	HOME	0- 0	0- 0	5- 0				
1- 3	0- 1	0- 0	AWAY	0- 0	0- 0	1- 2				
0- 0	0- 0	0- 0	NEUTRAL	0- 0	0- 0	0- 0				
1- 2	0- 0	0- 0	CONFERENCE	0- 0	0- 1	1- 1				
1- 0	0- 0	0- 0	HOME	0- 0	0- 0	1- 0				
0- 2	0- 0	0- 0	AWAY	0- 0	0- 1	0- 1				
0- 0	0- 0	0- 0	NEUTRAL	0- 0	0- 0	0- 0				

RPI 1-25				RPI 26-50				RPI 51-100				RPI 101+ Team's RPI: 163			
RPI	S	Opponent	Score	RPI	S	Opponent	Score	RPI	S	Opponent	Score	RPI	S	Opponent	Score
6	A	Oregon St.	45 95									114	A	Montana St.	65 91
												151	A	Montana	74 81
												190	H	Portland St.	71 58
												223	H	Cal St. Fullerton	79 63
												241	H	UC Riverside	79 68
												242	H	UNLV	72 68
												245	H	UC Irvine	82 68
												258	H	Oral Roberts	72 58
												269	A	Grand Canyon	65 69
												286	A	Denver	73 81
												343	A	Utah Valley	71 58
LAST 10 Division I															
245	H	UC Irvine	82 68	114	A	Montana St.	65 91								
258	H	Oral Roberts	72 58	151	A	Montana	74 81								
6	A	Oregon St.	45 95	190	H	Portland St.	71 58								
242	H	UNLV	72 68	241	H	UC Riverside	79 68								
269	A	Grand Canyon	65 69	286	A	Denver	73 81								

Non-Div I Games:

Southern Utah

■ Loss,
 ■ Non-Conf, S Site,
 ■ Home
 ■ Away
 N Neutral

Average RPI Win:	226	WON-LOST	WINNING	LAST 10	STRENGTH OF	OPP. STRENGTH	TEAM	ADJ.	CONF.	ADJ CONF.
Average RPI Loss:	136	RECORD	PCT. RANK	GAMES	SCHEDULE	OF SCHEDULE	RPI	RPI	RPI	RPI
DIV. I ONLY	3- 11	302	2-8	97	281	275	275	12	12	
DIV. I NON-CONF.	3- 10	282	2-7	108	286	284	284	11	11	
TOTALS	RPI 1-25	RPI 26-50	W-L RECORDS	RPI 51-100	RPI 101-150	RPI 150+				
3- 11	0- 0	0- 0	OVERALL	0- 4	1- 3	2- 4				
2- 5	0- 0	0- 0	HOME	0- 2	0- 1	2- 2				
0- 5	0- 0	0- 0	AWAY	0- 2	0- 1	0- 2				
1- 1	0- 0	0- 0	NEUTRAL	0- 0	1- 1	0- 0				
3- 10	0- 0	0- 0	NON-CONFERENCE	0- 4	1- 2	2- 4				
2- 5	0- 0	0- 0	HOME	0- 2	0- 1	2- 2				
0- 4	0- 0	0- 0	AWAY	0- 2	0- 0	0- 2				
1- 1	0- 0	0- 0	NEUTRAL	0- 0	1- 1	0- 0				
0- 1	0- 0	0- 0	CONFERENCE	0- 0	0- 1	0- 0				
0- 0	0- 0	0- 0	HOME	0- 0	0- 0	0- 0				
0- 1	0- 0	0- 0	AWAY	0- 0	0- 1	0- 0				
0- 0	0- 0	0- 0	NEUTRAL	0- 0	0- 0	0- 0				

RPI 1-25			RPI 26-50			RPI 51-100			RPI 101+			Team's RPI: 275
RPI	S	Opponent	Score	RPI	S	Opponent	Score	RPI	S	Opponent	Score	
						59 H Buffalo	36 46	122 N Saint Mary's (CA)	57 72			
						69 H St. John's (NY)	56 68	124 A Fordham	53 79			
						83 A Bucknell	60 68	128 N Wright St.	57 56			
						87 A Kent St.	58 81	145 H Cornell	42 70			
								153 A Binghamton	67 78			
								158 H Akron	54 63			
								169 H Cleveland St.	62 65			
								254 H Niagara	71 67			
								295 H Oakland	80 66			
								330 A Canisius	82 84			
LAST 10 Division I												
						59 H Buffalo	36 46	124 A Fordham	53 79			
						87 A Kent St.	58 81	145 H Cornell	42 70			
						153 A Binghamton	67 78	122 N Saint Mary's (CA)	57 72			
						169 H Cleveland St.	62 65	128 N Wright St.	57 56			
						330 A Canisius	82 84	295 H Oakland	80 66			

Non-Div I Games:

St. Bonaventure

Average RPI Win:	278	WON-LOST	WINNING	LAST 10	STRENGTH OF	OPP. STRENGTH	TEAM	ADJ.	CONF.	ADJ CONF.
Average RPI Loss:	157	RECORD	PCT. RANK	GAMES	SCHEDULE	OF SCHEDULE	RPI	RPI	RPI	RPI
DIV. I ONLY	3- 8	275	3-7	186	286	280	280	30	30	
DIV. I NON-CONF.	3- 7	252	3-6	143	243	241	241	30	30	
TOTALS	RPI 1-25	RPI 26-50	W-L RECORDS	RPI 51-100	RPI 101-150	RPI 150+				
3- 8	0- 1	0- 1	OVERALL	0- 3	0- 0	3- 3				
2- 2	0- 0	0- 0	HOME	0- 1	0- 0	2- 1				
1- 4	0- 1	0- 1	AWAY	0- 1	0- 0	1- 1				
0- 2	0- 0	0- 0	NEUTRAL	0- 1	0- 0	0- 1				
3- 7	0- 1	0- 1	NON-CONFERENCE	0- 3	0- 0	3- 2				
2- 1	0- 0	0- 0	HOME	0- 1	0- 0	2- 0				
1- 4	0- 1	0- 1	AWAY	0- 1	0- 0	1- 1				
0- 2	0- 0	0- 0	NEUTRAL	0- 1	0- 0	0- 1				
0- 1	0- 0	0- 0	CONFERENCE	0- 0	0- 0	0- 1				
0- 1	0- 0	0- 0	HOME	0- 0	0- 0	0- 1				
0- 0	0- 0	0- 0	AWAY	0- 0	0- 0	0- 0				
0- 0	0- 0	0- 0	NEUTRAL	0- 0	0- 0	0- 0				

RPI 1-25				RPI 26-50				RPI 51-100				RPI 101+ Team's RPI: 280			
RPI	S	Opponent	Score	RPI	S	Opponent	Score	RPI	S	Opponent	Score	RPI	S	Opponent	Score
19	A	Princeton	44 76	34	A	Marquette	71 92	92	H	Stony Brook	73 86	264	H	Army West Point	70 64
								93	A	Boston College	69 106	267	H	Loyola Maryland	89 78
								94	N	Pacific	62 71	274	N	Ga. Southern	47 78
												304	A	Albany (NY)	49 41
												313	A	NJIT	69 88
												339	H	Fairleigh Dickinson	57 62
LAST 10 Division I															
313	A	NJIT	69 88	339	H	Fairleigh Dickinson	57 62	274	N	Ga. Southern	47 78	94	N	Pacific	62 71
267	H	Loyola Maryland	89 78	304	A	Albany (NY)	49 41	19	A	Princeton	44 76				
264	H	Army West Point	70 64												
93	A	Boston College	69 106												
34	A	Marquette	71 92												

Non-Div I Games: East Stroudsburg 84 62

St. Francis Brooklyn

■ Loss,
 ■ Non-Conf,
 ■ S Site,
 ■ H Home
 ■ A Away
 N Neutral

Average RPI Win:	192	WON-LOST	WINNING	LAST 10	STRENGTH OF	OPP. STRENGTH	TEAM	ADJ.	CONF.	ADJ CONF.
Average RPI Loss:	83	RECORD	PCT. RANK	GAMES	SCHEDULE	OF SCHEDULE	RPI	RPI	RPI	RPI
DIV. I ONLY	10- 5	82	6-4	103	102	69	69	6	6	
DIV. I NON-CONF.	7- 4	100	3-3	49	168	47	47	6	6	
TOTALS	RPI 1-25	RPI 26-50	W-L RECORDS	RPI 51-100	RPI 101-150	RPI 150+				
10- 5	0- 1	0- 1	OVERALL	2- 2	1- 0	7- 1				
6- 1	0- 0	0- 0	HOME	1- 1	1- 0	4- 0				
4- 3	0- 1	0- 1	AWAY	1- 0	0- 0	3- 1				
0- 1	0- 0	0- 0	NEUTRAL	0- 1	0- 0	0- 0				
7- 4	0- 1	0- 1	NON-CONFERENCE	2- 1	1- 0	4- 1				
5- 0	0- 0	0- 0	HOME	1- 0	1- 0	3- 0				
2- 3	0- 1	0- 1	AWAY	1- 0	0- 0	1- 1				
0- 1	0- 0	0- 0	NEUTRAL	0- 1	0- 0	0- 0				
3- 1	0- 0	0- 0	CONFERENCE	0- 1	0- 0	3- 0				
1- 1	0- 0	0- 0	HOME	0- 1	0- 0	1- 0				
2- 0	0- 0	0- 0	AWAY	0- 0	0- 0	2- 0				
0- 0	0- 0	0- 0	NEUTRAL	0- 0	0- 0	0- 0				

RPI 1-25				RPI 26-50				RPI 51-100				Team's RPI: 69	RPI 101+			
RPI	S	Opponent	Score	RPI	S	Opponent	Score	RPI	S	Opponent	Score		RPI	S	Opponent	Score
12	A	Florida St.	70 74	30	A	James Madison	73 76	53	H	Villanova	62 67		137	H	Massachusetts	82 71
								58	A	Yale	80 66		152	A	Butler	67 42
								66	H	Wake Forest	82 74		210	H	Georgetown	71 54
								76	N	IUPUI	78 85		242	A	UNLV	75 79
													244	H	Lafayette	76 44
													248	A	Xavier	75 67
													264	H	Army West Point	96 60
													270	H	Fairfield	71 69
													275	A	St. Bonaventure	68 56
LAST 10 Division I																
12	A	Florida St.	70 74	53	H	Villanova	62 67									
264	H	Army West Point	96 60	210	H	Georgetown	71 54									
58	A	Yale	80 66	152	A	Butler	67 42									
242	A	UNLV	75 79	248	A	Xavier	75 67									
76	N	IUPUI	78 85	270	H	Fairfield	71 69									

Non-Div I Games:

St. John's (NY)

Average RPI Win:	117	WON-LOST	WINNING	LAST 10	STRENGTH OF	OPP. STRENGTH	TEAM	ADJ.	CONF.	ADJ CONF.
Average RPI Loss:	67	RECORD	PCT. RANK	GAMES	SCHEDULE	OF SCHEDULE	RPI	RPI	RPI	RPI
DIV. I ONLY	13- 1	10	9-1	15	30	5	5	1	1	
DIV. I NON-CONF.	11- 1	14	7-1	21	37	5	5	1	1	
TOTALS	RPI 1-25	RPI 26-50	W-L RECORDS	RPI 51-100	RPI 101-150	RPI 150+				
13- 1	3- 0	0- 0	OVERALL	5- 1	1- 0	4- 0				
9- 0	2- 0	0- 0	HOME	4- 0	1- 0	2- 0				
1- 1	0- 0	0- 0	AWAY	0- 1	0- 0	1- 0				
3- 0	1- 0	0- 0	NEUTRAL	1- 0	0- 0	1- 0				
11- 1	3- 0	0- 0	NON-CONFERENCE	3- 1	1- 0	4- 0				
7- 0	2- 0	0- 0	HOME	2- 0	1- 0	2- 0				
1- 1	0- 0	0- 0	AWAY	0- 1	0- 0	1- 0				
3- 0	1- 0	0- 0	NEUTRAL	1- 0	0- 0	1- 0				
2- 0	0- 0	0- 0	CONFERENCE	2- 0	0- 0	0- 0				
2- 0	0- 0	0- 0	HOME	2- 0	0- 0	0- 0				
0- 0	0- 0	0- 0	AWAY	0- 0	0- 0	0- 0				
0- 0	0- 0	0- 0	NEUTRAL	0- 0	0- 0	0- 0				

RPI 1-25				Team's RPI: 5				RPI 26-50				RPI 51-100				RPI 101+			
RPI	S	Opponent	Score					RPI	S	Opponent	Score	RPI	S	Opponent	Score	RPI	S	Opponent	Score
8	H	Gonzaga	76 70									54	N	Syracuse	77 59	127	H	Northern Colo.	90 36
13	N	Mississippi St.	67 62									59	H	Buffalo	88 69	181	A	San Francisco	97 71
24	H	Ohio St.	71 52									67	A	Texas	64 69	225	H	UC Davis	67 55
												69	H	Washington	77 56	294	N	California Baptist	83 78
												77	H	Washington St.	77 58	297	H	Eastern Wash.	92 27
												96	H	Tennessee	78 51				
LAST 10 Division I																			
24	H	Ohio St.	71 52					69	H	Washington	77 56								
13	N	Mississippi St.	67 62					77	H	Washington St.	77 58								
54	N	Syracuse	77 59					225	H	UC Davis	67 55								
294	N	California Baptist	83 78					67	A	Texas	64 69								
59	H	Buffalo	88 69					96	H	Tennessee	78 51								

Non-Div I Games:

Stanford

Average RPI Win:	270	WON-LOST	WINNING	LAST 10	STRENGTH OF	OPP. STRENGTH	TEAM	ADJ.	CONF.	ADJ CONF.
Average RPI Loss:	122	RECORD	PCT. RANK	GAMES	SCHEDULE	OF SCHEDULE	RPI	RPI	RPI	RPI
DIV. I ONLY	4- 8	243	3-7	155	247	232	232	16	16	
DIV. I NON-CONF.	3- 7	252	2-6	97	242	216	216	14	14	
TOTALS	RPI 1-25	RPI 26-50	W-L RECORDS	RPI 51-100	RPI 101-150	RPI 150+				
4- 8	0- 1	0- 0	OVERALL	0- 3	0- 2	4- 2				
2- 3	0- 0	0- 0	HOME	0- 0	0- 2	2- 1				
2- 4	0- 1	0- 0	AWAY	0- 3	0- 0	2- 0				
0- 1	0- 0	0- 0	NEUTRAL	0- 0	0- 0	0- 1				
3- 7	0- 1	0- 0	NON-CONFERENCE	0- 3	0- 2	3- 1				
2- 2	0- 0	0- 0	HOME	0- 0	0- 2	2- 0				
1- 4	0- 1	0- 0	AWAY	0- 3	0- 0	1- 0				
0- 1	0- 0	0- 0	NEUTRAL	0- 0	0- 0	0- 1				
1- 1	0- 0	0- 0	CONFERENCE	0- 0	0- 0	1- 1				
0- 1	0- 0	0- 0	HOME	0- 0	0- 0	0- 1				
1- 0	0- 0	0- 0	AWAY	0- 0	0- 0	1- 0				
0- 0	0- 0	0- 0	NEUTRAL	0- 0	0- 0	0- 0				

RPI 1-25				RPI 26-50				RPI 51-100				RPI 101+ Team's RPI: 232			
RPI	S	Opponent	Score	RPI	S	Opponent	Score	RPI	S	Opponent	Score	RPI	S	Opponent	Score
22	A	Kentucky	48 67					56	A	UCF	40 66	107	H	Holy Cross	63 75
								91	A	Penn	41 81	148	H	Bethune-Cookman	55 59
								96	A	Tennessee	46 73	197	N	Saint Francis (PA)	73 78
												217	H	Tulsa	66 60
												249	A	Kennesaw St.	67 61
												259	H	Lipscomb	59 65
												284	A	Morehead St.	58 55
												330	H	Canisius	68 52
LAST 10 Division I															
217	H	Tulsa	66 60	259	H	Lipscomb	59 65								
91	A	Penn	41 81	249	A	Kennesaw St.	67 61								
56	A	UCF	40 66	107	H	Holy Cross	63 75								
96	A	Tennessee	46 73	148	H	Bethune-Cookman	55 59								
197	N	Saint Francis (PA)	73 78	330	H	Canisius	68 52								

Non-Div I Games: Palm Beach Atl. 77 46 Trinity Baptist 116 40 Fla. National 80 37

Stetson

Stony Brook

Through Games Of Jan. 7, 2020

Average RPI Win:	249	WON-LOST	WINNING	LAST 10	STRENGTH OF	OPP. STRENGTH	TEAM	ADJ.	CONF.	ADJ CONF.
Average RPI Loss:	44	RECORD	PCT. RANK	GAMES	SCHEDULE	OF SCHEDULE	RPI	RPI	RPI	RPI
DIV. I ONLY	13- 1	10	10-0	323	211	92	92	28	28	
DIV. I NON-CONF.	11- 1	14	8-0	312	204	79	79	29	29	
TOTALS	RPI 1-25	RPI 26-50	W-L RECORDS	RPI 51-100	RPI 101-150	RPI 150+				
13- 1	0- 0	0- 1	OVERALL	1- 0	0- 0	12- 0				
6- 0	0- 0	0- 0	HOME	1- 0	0- 0	5- 0				
5- 1	0- 0	0- 1	AWAY	0- 0	0- 0	5- 0				
2- 0	0- 0	0- 0	NEUTRAL	0- 0	0- 0	2- 0				
11- 1	0- 0	0- 1	NON-CONFERENCE	1- 0	0- 0	10- 0				
4- 0	0- 0	0- 0	HOME	1- 0	0- 0	3- 0				
5- 1	0- 0	0- 1	AWAY	0- 0	0- 0	5- 0				
2- 0	0- 0	0- 0	NEUTRAL	0- 0	0- 0	2- 0				
2- 0	0- 0	0- 0	CONFERENCE	0- 0	0- 0	2- 0				
2- 0	0- 0	0- 0	HOME	0- 0	0- 0	2- 0				
0- 0	0- 0	0- 0	AWAY	0- 0	0- 0	0- 0				
0- 0	0- 0	0- 0	NEUTRAL	0- 0	0- 0	0- 0				

RPI 1-25			RPI 26-50			RPI 51-100			Team's RPI: 92	RPI 101+		
RPI	S	Opponent	Score	RPI	S	Opponent	Score	RPI	S	Opponent	Score	
44	A	Arkansas	58 88	83	H	Bucknell	78 73	154	N	Western Mich.	50 47	
								170	H	Iona	59 40	
								228	H	Sacred Heart	54 50	
								235	H	Manhattan	59 54	
								251	H	Maine	73 69	
								262	A	Wagner	66 45	
								280	A	St. Francis Brooklyn	86 73	
								291	A	Pittsburgh	59 56	
								298	N	Morgan St.	63 56	
								308	H	UMBC	57 45	
								327	A	Hofstra	81 38	
								344	A	LIU Brooklyn	80 49	
LAST 10 Division I												
262	A	Wagner	66 45	251	H	Maine	73 69					
291	A	Pittsburgh	59 56	308	H	UMBC	57 45					
344	A	LIU Brooklyn	80 49	83	H	Bucknell	78 73					
228	H	Sacred Heart	54 50	154	N	Western Mich.	50 47					
170	H	Iona	59 40	298	N	Morgan St.	63 56					

Non-Div I Games: Molloy 66 49

Stony Brook

Loss, Non-Conf, S Site, H Home A Away N Neutral

Average RPI Win:	166	WON-LOST	WINNING	LAST 10	STRENGTH OF	OPP. STRENGTH	TEAM	ADJ.	CONF.	ADJ CONF.
Average RPI Loss:	41	RECORD	PCT. RANK	GAMES	SCHEDULE	OF SCHEDULE	RPI	RPI	RPI	RPI
DIV. I ONLY	8- 6	129	5-5	11	36	54	54	3	3	
DIV. I NON-CONF.	6- 5	151	3-4	39	69	91	91	2	2	
TOTALS	RPI 1-25	RPI 26-50	W-L RECORDS	RPI 51-100	RPI 101-150	RPI 150+				
8- 6	1- 3	0- 2	OVERALL	1- 0	3- 1	3- 0				
6- 1	1- 1	0- 0	HOME	0- 0	2- 0	3- 0				
0- 2	0- 1	0- 1	AWAY	0- 0	0- 0	0- 0				
2- 3	0- 1	0- 1	NEUTRAL	1- 0	1- 1	0- 0				
6- 5	0- 2	0- 2	NON-CONFERENCE	1- 0	2- 1	3- 0				
4- 1	0- 1	0- 0	HOME	0- 0	1- 0	3- 0				
0- 1	0- 0	0- 1	AWAY	0- 0	0- 0	0- 0				
2- 3	0- 1	0- 1	NEUTRAL	1- 0	1- 1	0- 0				
2- 1	1- 1	0- 0	CONFERENCE	0- 0	1- 0	0- 0				
2- 0	1- 0	0- 0	HOME	0- 0	1- 0	0- 0				
0- 1	0- 1	0- 0	AWAY	0- 0	0- 0	0- 0				
0- 0	0- 0	0- 0	NEUTRAL	0- 0	0- 0	0- 0				

RPI 1-25				RPI 26-50				RPI 51-100				RPI 101+			
RPI	S	Opponent	Score	RPI	S	Opponent	Score	RPI	S	Opponent	Score	RPI	S	Opponent	Score
3	A	Louisville	58 62	35	N	West Virginia	69 71	88	N	Michigan St.	77 63	101	H	Notre Dame	74 63
5	N	Stanford	59 77	43	A	Michigan	76 84					104	H	Ohio	66 54
12	H	Florida St.	90 89									115	N	Houston	87 62
15	H	Oregon	64 81									142	N	Green Bay	73 79
												293	H	UMES	65 50
												304	H	Albany (NY)	75 53
												308	H	UMBC	82 48
LAST 10 Division I															
308	H	UMBC	82 48	101	H	Notre Dame	74 63								
43	A	Michigan	76 84	12	H	Florida St.	90 89								
142	N	Green Bay	73 79	3	A	Louisville	58 62								
5	N	Stanford	59 77	35	N	West Virginia	69 71								
115	N	Houston	87 62	88	N	Michigan St.	77 63								

Non-Div I Games:

Syracuse

Average RPI Win:	170	WON-LOST	WINNING	LAST 10	STRENGTH OF	OPP. STRENGTH	TEAM	ADJ.	CONF.	ADJ CONF.
Average RPI Loss:	29	RECORD	PCT. RANK	GAMES	SCHEDULE	OF SCHEDULE	RPI	RPI	RPI	RPI
DIV. I ONLY	10- 2	34	8-2	68	65	20	20	5	5	
DIV. I NON-CONF.	9- 2	40	7-2	91	81	25	25	5	5	
TOTALS	RPI 1-25	RPI 26-50	W-L RECORDS	RPI 51-100	RPI 101-150	RPI 150+				
10- 2	0- 1	0- 1	OVERALL	2- 0	4- 0	4- 0				
7- 0	0- 0	0- 0	HOME	1- 0	4- 0	2- 0				
3- 2	0- 1	0- 1	AWAY	1- 0	0- 0	2- 0				
0- 0	0- 0	0- 0	NEUTRAL	0- 0	0- 0	0- 0				
9- 2	0- 1	0- 1	NON-CONFERENCE	1- 0	4- 0	4- 0				
7- 0	0- 0	0- 0	HOME	1- 0	4- 0	2- 0				
2- 2	0- 1	0- 1	AWAY	0- 0	0- 0	2- 0				
0- 0	0- 0	0- 0	NEUTRAL	0- 0	0- 0	0- 0				
1- 0	0- 0	0- 0	CONFERENCE	1- 0	0- 0	0- 0				
0- 0	0- 0	0- 0	HOME	0- 0	0- 0	0- 0				
1- 0	0- 0	0- 0	AWAY	1- 0	0- 0	0- 0				
0- 0	0- 0	0- 0	NEUTRAL	0- 0	0- 0	0- 0				

RPI 1-25				RPI 26-50				RPI 51-100				RPI 101+			
RPI	S	Opponent	Score	RPI	S	Opponent	Score	RPI	S	Opponent	Score	RPI	S	Opponent	Score
11	A	Texas A&M	68 70	47	A	Middle Tenn.	70 82	67	A	Texas	65 63	104	H	Ohio	79 72
								80	H	Boise St.	77 65	116	H	Auburn	80 65
												145	H	Cornell	59 49
												146	H	Robert Morris	66 61
												194	A	SMU	57 56
												264	A	Army West Point	66 52
												276	H	Texas St.	79 52
												305	H	Nicholls St.	72 47
LAST 10 Division I															
116	H	Auburn	80 65	67	A	Texas	65 63								
80	H	Boise St.	77 65	47	A	Middle Tenn.	70 82								
264	A	Army West Point	66 52	276	H	Texas St.	79 52								
194	A	SMU	57 56	104	H	Ohio	79 72								
305	H	Nicholls St.	72 47	11	A	Texas A&M	68 70								

Non-Div I Games:

TCU

Average RPI Win:	178	WON-LOST	WINNING	LAST 10	STRENGTH OF	OPP. STRENGTH	TEAM	ADJ.	CONF.	ADJ CONF.
Average RPI Loss:	48	RECORD	PCT. RANK	GAMES	SCHEDULE	OF SCHEDULE	RPI	RPI	RPI	RPI
DIV. I ONLY	8- 6	129	5-5	27	60	61	61	8	8	
DIV. I NON-CONF.	7- 5	130	4-4	36	63	70	70	8	8	
TOTALS	RPI 1-25	RPI 26-50	W-L RECORDS	RPI 51-100	RPI 101-150	RPI 150+				
8- 6	0- 3	0- 1	OVERALL	2- 0	1- 2	5- 0				
4- 3	0- 2	0- 1	HOME	1- 0	1- 0	2- 0				
4- 1	0- 0	0- 0	AWAY	1- 0	0- 1	3- 0				
0- 2	0- 1	0- 0	NEUTRAL	0- 0	0- 1	0- 0				
7- 5	0- 2	0- 1	NON-CONFERENCE	2- 0	1- 2	4- 0				
4- 2	0- 1	0- 1	HOME	1- 0	1- 0	2- 0				
3- 1	0- 0	0- 0	AWAY	1- 0	0- 1	2- 0				
0- 2	0- 1	0- 0	NEUTRAL	0- 0	0- 1	0- 0				
1- 1	0- 1	0- 0	CONFERENCE	0- 0	0- 0	1- 0				
0- 1	0- 1	0- 0	HOME	0- 0	0- 0	0- 0				
1- 0	0- 0	0- 0	AWAY	0- 0	0- 0	1- 0				
0- 0	0- 0	0- 0	NEUTRAL	0- 0	0- 0	0- 0				

RPI	S	Opponent	Score	RPI	S	Opponent	Score	RPI	S	Opponent	Score	RPI	S	Opponent	Score
1	H	UConn	54 83	33	H	FGCU	67 93	53	H	Villanova	74 69	102	H	Duquesne	85 72
4	H	South Carolina	71 78					83	A	Bucknell	72 61	112	N	North Carolina	58 71
17	N	Creighton	59 69									121	A	Saint Joseph's	63 67
												195	A	La Salle	72 69
												217	A	Tulsa	74 65
												248	H	Xavier	78 65
												252	A	Towson	74 59
												270	H	Fairfield	77 59
LAST 10 Division I															
252	A	Towson	74 59	217	A	Tulsa	74 65								
17	N	Creighton	59 69	195	A	La Salle	72 69								
112	N	North Carolina	58 71	33	H	FGCU	67 93								
83	A	Bucknell	72 61	53	H	Villanova	74 69								
1	H	UConn	54 83	4	H	South Carolina	71 78								

Non-Div I Games:

Temple

Average RPI Win:	229	WON-LOST	WINNING	LAST 10	STRENGTH OF	OPP. STRENGTH	TEAM	ADJ.	CONF.	ADJ CONF.
Average RPI Loss:	31	RECORD	PCT. RANK	GAMES	SCHEDULE	OF SCHEDULE	RPI	RPI	RPI	RPI
DIV. I ONLY	11- 3	41	7-3	260	95	96	96	4	4	
DIV. I NON-CONF.	10- 2	31	6-2	287	155	105	105	4	4	
TOTALS	RPI 1-25	RPI 26-50	W-L RECORDS	RPI 51-100	RPI 101-150	RPI 150+				
11- 3	0- 2	0- 0	OVERALL	0- 1	1- 0	10- 0				
8- 1	0- 0	0- 0	HOME	0- 1	0- 0	8- 0				
3- 2	0- 2	0- 0	AWAY	0- 0	1- 0	2- 0				
0- 0	0- 0	0- 0	NEUTRAL	0- 0	0- 0	0- 0				
10- 2	0- 1	0- 0	NON-CONFERENCE	0- 1	1- 0	9- 0				
7- 1	0- 0	0- 0	HOME	0- 1	0- 0	7- 0				
3- 1	0- 1	0- 0	AWAY	0- 0	1- 0	2- 0				
0- 0	0- 0	0- 0	NEUTRAL	0- 0	0- 0	0- 0				
1- 1	0- 1	0- 0	CONFERENCE	0- 0	0- 0	1- 0				
1- 0	0- 0	0- 0	HOME	0- 0	0- 0	1- 0				
0- 1	0- 1	0- 0	AWAY	0- 0	0- 0	0- 0				
0- 0	0- 0	0- 0	NEUTRAL	0- 0	0- 0	0- 0				

RPI 1-25				RPI 26-50				RPI 51-100				RPI 101+			
RPI	S	Opponent	Score	RPI	S	Opponent	Score	RPI	S	Opponent	Score	RPI	S	Opponent	Score
5	A	Stanford	51 78					67	H	Texas	60 66	101	A	Notre Dame	74 63
22	A	Kentucky	76 80									176	H	Missouri	77 66
												190	A	Portland St.	88 61
												191	H	Howard	88 38
												224	A	ETSU	72 68
												232	H	Stetson	73 46
												234	H	Central Ark.	63 36
												238	H	Colorado St.	79 41
												277	H	Ark.-Pine Bluff	92 51
												323	H	Air Force	81 54
												338	H	Tennessee St.	73 43
LAST 10 Division I															
238	H	Colorado St.	79 41	22	A	Kentucky	76 80	176	H	Missouri	77 66	191	H	Howard	88 38
67	H	Texas	60 66	190	A	Portland St.	88 61	5	A	Stanford	51 78				
323	H	Air Force	81 54												
277	H	Ark.-Pine Bluff	92 51												
232	H	Stetson	73 46												

Non-Div I Games:

Tennessee

Tennessee St.

Through Games Of Jan. 7, 2020

Average RPI Win:	0	WON-LOST	WINNING	LAST 10	STRENGTH OF	OPP. STRENGTH	TEAM	ADJ.	CONF.	ADJ CONF.
Average RPI Loss:	195	RECORD	PCT. RANK	GAMES	SCHEDULE	OF SCHEDULE	RPI	RPI	RPI	RPI
DIV. I ONLY	0- 10	344	0-10	165	336	338	338	20	20	
DIV. I NON-CONF.	0- 8	338	0-8	95	318	317	317	21	21	
TOTALS	RPI 1-25	RPI 26-50	W-L RECORDS	RPI 51-100	RPI 101-150	RPI 150+				
0- 10	0- 0	0- 1	OVERALL	0- 2	0- 1	0- 6				
0- 7	0- 0	0- 0	HOME	0- 1	0- 1	0- 5				
0- 3	0- 0	0- 1	AWAY	0- 1	0- 0	0- 1				
0- 0	0- 0	0- 0	NEUTRAL	0- 0	0- 0	0- 0				
0- 8	0- 0	0- 1	NON-CONFERENCE	0- 2	0- 1	0- 4				
0- 5	0- 0	0- 0	HOME	0- 1	0- 1	0- 3				
0- 3	0- 0	0- 1	AWAY	0- 1	0- 0	0- 1				
0- 0	0- 0	0- 0	NEUTRAL	0- 0	0- 0	0- 0				
0- 2	0- 0	0- 0	CONFERENCE	0- 0	0- 0	0- 2				
0- 2	0- 0	0- 0	HOME	0- 0	0- 0	0- 2				
0- 0	0- 0	0- 0	AWAY	0- 0	0- 0	0- 0				
0- 0	0- 0	0- 0	NEUTRAL	0- 0	0- 0	0- 0				

RPI 1-25				RPI 26-50				RPI 51-100				RPI 101+				Team's RPI: 338	
RPI	S	Opponent	Score	RPI	S	Opponent	Score	RPI	S	Opponent	Score	RPI	S	Opponent	Score		
				36	A	Arizona	42 77	63	H	Vanderbilt	55 106	149	H	Columbia	65 75		
								96	A	Tennessee	43 73	192	H	North Ala.	63 88		
												259	H	Lipscomb	64 74		
												265	A	South Alabama	48 70		
												279	H	Eastern Ill.	52 73		
												290	H	SIUE	63 76		
												317	H	Alcorn	57 62		
LAST 10 Division I																	
				265	A	South Alabama	48 70	290	H	SIUE	63 76						
				63	H	Vanderbilt	55 106	279	H	Eastern Ill.	52 73						
				317	H	Alcorn	57 62	149	H	Columbia	65 75						
				192	H	North Ala.	63 88	36	A	Arizona	42 77						
				96	A	Tennessee	43 73	259	H	Lipscomb	64 74						

Non-Div I Games: Wilberforce 83 65 Fisk 91 50

Tennessee St.

L Loss,
N Non-Conf,
S Site,
H Home
A Away
N Neutral

Tennessee Tech

Through Games Of Jan. 7, 2020

Average RPI Win:	278	WON-LOST	WINNING	LAST 10	STRENGTH OF	OPP. STRENGTH	TEAM	ADJ.	CONF.	ADJ CONF.
Average RPI Loss:	84	RECORD	PCT. RANK	GAMES	SCHEDULE	OF SCHEDULE	RPI	RPI	RPI	RPI
DIV. I ONLY	7- 4	105	6-4	336	106	187	187	20	20	
DIV. I NON-CONF.	5- 4	140	4-4	339	83	222	222	21	21	
TOTALS	RPI 1-25	RPI 26-50	W-L RECORDS	RPI 51-100	RPI 101-150	RPI 150+				
7- 4	0- 0	0- 1	OVERALL	0- 2	1- 0	6- 1				
2- 0	0- 0	0- 0	HOME	0- 0	0- 0	2- 0				
4- 3	0- 0	0- 1	AWAY	0- 2	1- 0	3- 0				
1- 1	0- 0	0- 0	NEUTRAL	0- 0	0- 0	1- 1				
5- 4	0- 0	0- 1	NON-CONFERENCE	0- 2	1- 0	4- 1				
2- 0	0- 0	0- 0	HOME	0- 0	0- 0	2- 0				
2- 3	0- 0	0- 1	AWAY	0- 2	1- 0	1- 0				
1- 1	0- 0	0- 0	NEUTRAL	0- 0	0- 0	1- 1				
2- 0	0- 0	0- 0	CONFERENCE	0- 0	0- 0	2- 0				
0- 0	0- 0	0- 0	HOME	0- 0	0- 0	0- 0				
2- 0	0- 0	0- 0	AWAY	0- 0	0- 0	2- 0				
0- 0	0- 0	0- 0	NEUTRAL	0- 0	0- 0	0- 0				

RPI S	Opponent	Score	RPI S	Opponent	Score	RPI S	Opponent	Score	RPI S	Opponent	Score	Team's RPI: 187
47	A Middle Tenn.	58 64	60	A Southern Ill.	65 76	150	A Samford	72 57	164	N Northern Ill.	74 82	
			63	A Vanderbilt	61 75	250	A Eastern Ky.	60 42	259	H Lipscomb	78 58	
						284	A Morehead St.	75 55	322	N Detroit Mercy	69 47	
						328	A Western Caro.	62 58	351	H La.-Monroe	75 68	
LAST 10 Division I												
322	N Detroit Mercy	69 47	284	A Morehead St.	75 55							
164	N Northern Ill.	74 82	250	A Eastern Ky.	60 42							
150	A Samford	72 57	259	H Lipscomb	78 58							
47	A Middle Tenn.	58 64	328	A Western Caro.	62 58							
60	A Southern Ill.	65 76	63	A Vanderbilt	61 75							

Non-Div I Games: Tenn. Wesleyan 94 45 Cumberland (TN) 88 51

Tennessee Tech

Loss, Non-Conf, S Site, H Home A Away N Neutral

Average RPI Win:	193	WON-LOST	WINNING	LAST 10	STRENGTH OF	OPP. STRENGTH	TEAM	ADJ.	CONF.	ADJ CONF.
Average RPI Loss:	65	RECORD	PCT. RANK	GAMES	SCHEDULE	OF SCHEDULE	RPI	RPI	RPI	RPI
DIV. I ONLY	9- 5	94	7-3	46	115	67	67	5	5	
DIV. I NON-CONF.	8- 4	90	6-2	82	156	76	76	5	5	
TOTALS	RPI 1-25	RPI 26-50	W-L RECORDS	RPI 51-100	RPI 101-150	RPI 150+				
9- 5	1- 2	0- 1	OVERALL	2- 0	1- 2	5- 0				
6- 2	1- 1	0- 1	HOME	0- 0	1- 0	4- 0				
2- 2	0- 0	0- 0	AWAY	2- 0	0- 2	0- 0				
1- 1	0- 1	0- 0	NEUTRAL	0- 0	0- 0	1- 0				
8- 4	1- 1	0- 1	NON-CONFERENCE	1- 0	1- 2	5- 0				
6- 1	1- 0	0- 1	HOME	0- 0	1- 0	4- 0				
1- 2	0- 0	0- 0	AWAY	1- 0	0- 2	0- 0				
1- 1	0- 1	0- 0	NEUTRAL	0- 0	0- 0	1- 0				
1- 1	0- 1	0- 0	CONFERENCE	1- 0	0- 0	0- 0				
0- 1	0- 1	0- 0	HOME	0- 0	0- 0	0- 0				
1- 0	0- 0	0- 0	AWAY	1- 0	0- 0	0- 0				
0- 0	0- 0	0- 0	NEUTRAL	0- 0	0- 0	0- 0				

RPI 1-25				RPI 26-50				RPI 51-100				RPI 101+			
RPI	S	Opponent	Score	RPI	S	Opponent	Score	RPI	S	Opponent	Score	RPI	S	Opponent	Score
5	H	Stanford	69 64	36	H	Arizona	58 83	81	A	Iowa St.	81 75	104	H	Ohio	73 60
16	N	NC State	73 84					96	A	Tennessee	66 60	106	A	South Fla.	57 64
20	H	TCU	63 65									147	A	Hawaii	60 73
												220	H	Southern U.	93 39
												231	N	North Texas	63 57
												331	H	UTRGV	85 69
												333	H	Northwestern St.	91 49
												335	H	UTSA	84 53
LAST 10 Division I															
				96	A	Tennessee	66 60	81	A	Iowa St.	81 75				
				147	A	Hawaii	60 73	20	H	TCU	63 65				
				231	N	North Texas	63 57	333	H	Northwestern St.	91 49				
				16	N	NC State	73 84	5	H	Stanford	69 64				
				220	H	Southern U.	93 39	104	H	Ohio	73 60				

Non-Div I Games:

Texas

■ Loss,
■ Non-Conf,
■ S Site,
■ H Home
■ A Away
N Neutral

Average RPI Win:	133	WON-LOST	WINNING	LAST 10	STRENGTH OF	OPP. STRENGTH	TEAM	ADJ.	CONF.	ADJ CONF.
Average RPI Loss:	12	RECORD	PCT. RANK	GAMES	SCHEDULE	OF SCHEDULE	RPI	RPI	RPI	RPI
DIV. I ONLY	14- 1	5	9-1	30	41	11	11	4	4	
DIV. I NON-CONF.	12- 1	10	7-1	43	29	9	9	4	4	
TOTALS	RPI 1-25	RPI 26-50	W-L RECORDS	RPI 51-100	RPI 101-150	RPI 150+				
14- 1	1- 1	4- 0	OVERALL	0- 0	3- 0	6- 0				
9- 0	1- 0	2- 0	HOME	0- 0	1- 0	5- 0				
3- 0	0- 0	1- 0	AWAY	0- 0	1- 0	1- 0				
2- 1	0- 1	1- 0	NEUTRAL	0- 0	1- 0	0- 0				
12- 1	1- 1	3- 0	NON-CONFERENCE	0- 0	3- 0	5- 0				
8- 0	1- 0	2- 0	HOME	0- 0	1- 0	4- 0				
2- 0	0- 0	0- 0	AWAY	0- 0	1- 0	1- 0				
2- 1	0- 1	1- 0	NEUTRAL	0- 0	1- 0	0- 0				
2- 0	0- 0	1- 0	CONFERENCE	0- 0	0- 0	1- 0				
1- 0	0- 0	0- 0	HOME	0- 0	0- 0	1- 0				
1- 0	0- 0	1- 0	AWAY	0- 0	0- 0	0- 0				
0- 0	0- 0	0- 0	NEUTRAL	0- 0	0- 0	0- 0				

RPI 1-25				RPI 26-50				RPI 51-100				RPI 101+			
RPI	S	Opponent	Score	RPI	S	Opponent	Score	RPI	S	Opponent	Score	RPI	S	Opponent	Score
12	N	Florida St.	58 80	26	H	Oklahoma St.	74 62					105	A	Southern California	74 64
20	H	TCU	70 68	31	N	Georgia Tech	60 48					114	N	Montana St.	78 67
				37	H	Duke	79 58					115	H	Houston	72 43
				44	A	Arkansas	84 77					180	H	Little Rock	78 35
												183	A	Rice	62 61
												215	H	A&M-Corpus Christi	85 48
												234	H	Central Ark.	76 46
												256	H	Ole Miss	79 35
												306	H	Prairie View	80 38
LAST 10 Division I															
				115	H	Houston	72 43					256	H	Ole Miss	79 35
				20	H	TCU	70 68					44	A	Arkansas	84 77
				26	H	Oklahoma St.	74 62					215	H	A&M-Corpus Christi	85 48
				234	H	Central Ark.	76 46					114	N	Montana St.	78 67
				12	N	Florida St.	58 80					31	N	Georgia Tech	60 48

Non-Div I Games:

Texas A&M

Average RPI Win:	209	WON-LOST	WINNING	LAST 10	STRENGTH OF	OPP. STRENGTH	TEAM	ADJ.	CONF.	ADJ CONF.
Average RPI Loss:	72	RECORD	PCT. RANK	GAMES	SCHEDULE	OF SCHEDULE	RPI	RPI	RPI	RPI
DIV. I ONLY	7- 6	151	6-4	95	75	78	78	29	29	
DIV. I NON-CONF.	5- 6	187	4-4	31	52	55	55	28	28	
TOTALS	RPI 1-25	RPI 26-50	W-L RECORDS	RPI 51-100	RPI 101-150	RPI 150+				
7- 6	0- 2	0- 1	OVERALL	0- 1	3- 1	4- 1				
3- 0	0- 0	0- 0	HOME	0- 0	0- 0	3- 0				
4- 4	0- 2	0- 1	AWAY	0- 1	3- 0	1- 0				
0- 2	0- 0	0- 0	NEUTRAL	0- 0	0- 1	0- 1				
5- 6	0- 2	0- 1	NON-CONFERENCE	0- 1	3- 1	2- 1				
1- 0	0- 0	0- 0	HOME	0- 0	0- 0	1- 0				
4- 4	0- 2	0- 1	AWAY	0- 1	3- 0	1- 0				
0- 2	0- 0	0- 0	NEUTRAL	0- 0	0- 1	0- 1				
2- 0	0- 0	0- 0	CONFERENCE	0- 0	0- 0	2- 0				
2- 0	0- 0	0- 0	HOME	0- 0	0- 0	2- 0				
0- 0	0- 0	0- 0	AWAY	0- 0	0- 0	0- 0				
0- 0	0- 0	0- 0	NEUTRAL	0- 0	0- 0	0- 0				

RPI 1-25				RPI 26-50				RPI 51-100				RPI 101+			
RPI	S	Opponent	Score	RPI	S	Opponent	Score	RPI	S	Opponent	Score	RPI	S	Opponent	Score
8	A	Gonzaga	45 80	28	A	Colorado	50 74	81	A	Iowa St.	59 79	118	A	UT Arlington	74 63
15	A	Oregon	63 99									134	N	UAB	68 84
												144	A	Tulane	72 62
												147	A	Hawaii	74 57
												165	N	Utah	52 61
												183	H	Rice	63 56
												220	H	Southern U.	61 56
												317	H	Alcorn	105 70
												331	A	UTRGV	71 44
LAST 10 Division I															
8	A	Gonzaga	45 80	317	H	Alcorn	105 70								
183	H	Rice	63 56	220	H	Southern U.	61 56								
28	A	Colorado	50 74	118	A	UT Arlington	74 63								
147	A	Hawaii	74 57	134	N	UAB	68 84								
165	N	Utah	52 61	144	A	Tulane	72 62								

Non-Div I Games:

Texas Southern

Average RPI Win:	237	WON-LOST	WINNING	LAST 10	STRENGTH OF	OPP. STRENGTH	TEAM	ADJ.	CONF.	ADJ CONF.
Average RPI Loss:	168	RECORD	PCT. RANK	GAMES	SCHEDULE	OF SCHEDULE	RPI	RPI	RPI	RPI
DIV. I ONLY	5- 6	199	5-5	310	181	276	276	23	23	
DIV. I NON-CONF.	5- 4	140	5-3	252	247	169	169	22	22	
TOTALS	RPI 1-25	RPI 26-50	W-L RECORDS	RPI 51-100	RPI 101-150	RPI 150+				
5- 6	0- 1	0- 1	OVERALL	0- 0	1- 0	4- 4				
4- 2	0- 0	0- 0	HOME	0- 0	1- 0	3- 2				
1- 4	0- 1	0- 1	AWAY	0- 0	0- 0	1- 2				
0- 0	0- 0	0- 0	NEUTRAL	0- 0	0- 0	0- 0				
5- 4	0- 1	0- 1	NON-CONFERENCE	0- 0	1- 0	4- 2				
4- 0	0- 0	0- 0	HOME	0- 0	1- 0	3- 0				
1- 4	0- 1	0- 1	AWAY	0- 0	0- 0	1- 2				
0- 0	0- 0	0- 0	NEUTRAL	0- 0	0- 0	0- 0				
0- 2	0- 0	0- 0	CONFERENCE	0- 0	0- 0	0- 2				
0- 2	0- 0	0- 0	HOME	0- 0	0- 0	0- 2				
0- 0	0- 0	0- 0	AWAY	0- 0	0- 0	0- 0				
0- 0	0- 0	0- 0	NEUTRAL	0- 0	0- 0	0- 0				

RPI 1-25				RPI 26-50				RPI 51-100				RPI 101+ Team's RPI: 276			
RPI	S	Opponent	Score	RPI	S	Opponent	Score	RPI	S	Opponent	Score	RPI	S	Opponent	Score
20	A	TCU	52 79	42	A	Kansas	48 68					117	H	New Orleans	51 49
												180	H	Little Rock	66 78
												199	A	Dartmouth	61 51
												208	H	Arkansas St.	53 56
												215	H	A&M-Corpus Christi	57 48
												258	A	Oral Roberts	57 63
												298	A	Morgan St.	62 72
												317	H	Alcorn	67 59
												335	H	UTSA	74 69
LAST 10 Division I															
199	A	Dartmouth	61 51	208	H	Arkansas St.	53 56								
335	H	UTSA	74 69	180	H	Little Rock	66 78								
215	H	A&M-Corpus Christi	57 48	317	H	Alcorn	67 59								
117	H	New Orleans	51 49	20	A	TCU	52 79								
42	A	Kansas	48 68	298	A	Morgan St.	62 72								

Non-Div I Games: Texas Lutheran 72 31 Tex. Permian Basin 83 45

Texas St.

■ Loss,
 ■ Non-Conf,
 ■ S Site,
 ■ H Home
 ■ A Away
 N Neutral

Average RPI Win:	293	WON-LOST	WINNING	LAST 10	STRENGTH OF	OPP. STRENGTH	TEAM	ADJ.	CONF.	ADJ CONF.
Average RPI Loss:	81	RECORD	PCT. RANK	GAMES	SCHEDULE	OF SCHEDULE	RPI	RPI	RPI	RPI
DIV. I ONLY	11- 1	15	9-1	351	302	213	213	5	5	
DIV. I NON-CONF.	11- 0	1	9-0	351	322	183	183	5	5	
TOTALS	RPI 1-25	RPI 26-50	W-L RECORDS	RPI 51-100	RPI 101-150	RPI 150+				
11- 1	0- 0	0- 0	OVERALL	0- 1	0- 0	11- 0				
9- 1	0- 0	0- 0	HOME	0- 1	0- 0	9- 0				
1- 0	0- 0	0- 0	AWAY	0- 0	0- 0	1- 0				
1- 0	0- 0	0- 0	NEUTRAL	0- 0	0- 0	1- 0				
11- 0	0- 0	0- 0	NON-CONFERENCE	0- 0	0- 0	11- 0				
9- 0	0- 0	0- 0	HOME	0- 0	0- 0	9- 0				
1- 0	0- 0	0- 0	AWAY	0- 0	0- 0	1- 0				
1- 0	0- 0	0- 0	NEUTRAL	0- 0	0- 0	1- 0				
0- 1	0- 0	0- 0	CONFERENCE	0- 1	0- 0	0- 0				
0- 1	0- 0	0- 0	HOME	0- 1	0- 0	0- 0				
0- 0	0- 0	0- 0	AWAY	0- 0	0- 0	0- 0				
0- 0	0- 0	0- 0	NEUTRAL	0- 0	0- 0	0- 0				

RPI 1-25				RPI 26-50				RPI 51-100				RPI 101+				Team's RPI: 213	
RPI	S	Opponent	Score	RPI	S	Opponent	Score	RPI	S	Opponent	Score	RPI	S	Opponent	Score		
								81	H	Iowa St.	66	96	188	H	Sam Houston St.	99	57
													207	A	San Diego	64	60
													256	H	Ole Miss	84	48
													277	H	Ark.-Pine Bluff	81	55
													306	H	Prairie View	82	48
													309	H	Houston Baptist	59	51
													311	N	Purdue Fort Wayne	82	48
													333	H	Northwestern St.	79	49
													335	H	UTSA	115	58
													350	H	Florida A&M	98	60
													351	H	La.-Monroe	83	38
LAST 10 Division I																	
				309	H	Houston Baptist	59	51	81	H	Iowa St.	66	96				
				256	H	Ole Miss	84	48	335	H	UTSA	115	58				
				207	A	San Diego	64	60	351	H	La.-Monroe	83	38				
				311	N	Purdue Fort Wayne	82	48	277	H	Ark.-Pine Bluff	81	55				
				333	H	Northwestern St.	79	49	306	H	Prairie View	82	48				

Non-Div I Games:

Texas Tech

Average RPI Win:	235	WON-LOST	WINNING	LAST 10	STRENGTH OF	OPP. STRENGTH	TEAM	ADJ.	CONF.	ADJ CONF.
Average RPI Loss:	124	RECORD	PCT. RANK	GAMES	SCHEDULE	OF SCHEDULE	RPI	RPI	RPI	RPI
DIV. I ONLY	5- 7	213	4-6	164	248	205	205	10	10	
DIV. I NON-CONF.	5- 6	187	4-5	183	246	199	199	10	10	
TOTALS	RPI 1-25	RPI 26-50	W-L RECORDS	RPI 51-100	RPI 101-150	RPI 150+				
5- 7	0- 0	0- 1	OVERALL	1- 0	1- 3	3- 3				
2- 3	0- 0	0- 0	HOME	0- 0	1- 1	1- 2				
2- 3	0- 0	0- 0	AWAY	0- 0	0- 2	2- 1				
1- 1	0- 0	0- 1	NEUTRAL	1- 0	0- 0	0- 0				
5- 6	0- 0	0- 1	NON-CONFERENCE	1- 0	1- 3	3- 2				
2- 3	0- 0	0- 0	HOME	0- 0	1- 1	1- 2				
2- 2	0- 0	0- 0	AWAY	0- 0	0- 2	2- 0				
1- 1	0- 0	0- 1	NEUTRAL	1- 0	0- 0	0- 0				
0- 1	0- 0	0- 0	CONFERENCE	0- 0	0- 0	0- 1				
0- 0	0- 0	0- 0	HOME	0- 0	0- 0	0- 0				
0- 1	0- 0	0- 0	AWAY	0- 0	0- 0	0- 1				
0- 0	0- 0	0- 0	NEUTRAL	0- 0	0- 0	0- 0				

RPI S	Opponent	Score	RPI S	Opponent	Score	RPI S	Opponent	Score	RPI S	Opponent	Score	Team's RPI: 205
50 N	Troy	64 71	94 N	Pacific	66 65	101 A	Notre Dame	51 54	102 A	Duquesne	74 79	
						108 H	Belmont	53 48	125 H	Dayton	42 60	
						154 A	Western Mich.	72 84	166 H	Memphis	76 83	
						168 H	Valparaiso	54 61	319 A	Georgia St.	74 48	
						322 A	Detroit Mercy	82 64	330 H	Canisius	83 65	
LAST 10 Division I												
102 A	Duquesne	74 79	154 A	Western Mich.	72 84							
108 H	Belmont	53 48	330 H	Canisius	83 65							
168 H	Valparaiso	54 61	94 N	Pacific	66 65							
166 H	Memphis	76 83	50 N	Troy	64 71							
101 A	Notre Dame	51 54	322 A	Detroit Mercy	82 64							

Non-Div I Games:

Toledo

**T
O
W
S
O
n**

T
O
W
S
O
N

Towson

Average RPI Win:	196	WON-LOST	WINNING	LAST 10	STRENGTH OF	OPP. STRENGTH	TEAM	ADJ.	CONF.	ADJ CONF.
Average RPI Loss:	25	RECORD	PCT. RANK	GAMES	SCHEDULE	OF SCHEDULE	RPI	RPI	RPI	RPI
DIV. I ONLY	9- 2	37	8-2	221	62	50	50	23	23	
DIV. I NON-CONF.	7- 2	56	6-2	259	17	61	61	22	22	
TOTALS	RPI 1-25	RPI 26-50	W-L RECORDS	RPI 51-100	RPI 101-150	RPI 150+				
9- 2	0- 1	0- 1	OVERALL	1- 0	3- 0	5- 0				
4- 0	0- 0	0- 0	HOME	0- 0	1- 0	3- 0				
3- 2	0- 1	0- 1	AWAY	0- 0	2- 0	1- 0				
2- 0	0- 0	0- 0	NEUTRAL	1- 0	0- 0	1- 0				
7- 2	0- 1	0- 1	NON-CONFERENCE	1- 0	2- 0	4- 0				
2- 0	0- 0	0- 0	HOME	0- 0	0- 0	2- 0				
3- 2	0- 1	0- 1	AWAY	0- 0	2- 0	1- 0				
2- 0	0- 0	0- 0	NEUTRAL	1- 0	0- 0	1- 0				
2- 0	0- 0	0- 0	CONFERENCE	0- 0	1- 0	1- 0				
2- 0	0- 0	0- 0	HOME	0- 0	1- 0	1- 0				
0- 0	0- 0	0- 0	AWAY	0- 0	0- 0	0- 0				
0- 0	0- 0	0- 0	NEUTRAL	0- 0	0- 0	0- 0				

RPI 1-25				RPI 26-50				Team's RPI: 50	RPI 51-100				RPI 101+			
RPI	S	Opponent	Score	RPI	S	Opponent	Score		RPI	S	Opponent	Score	RPI	S	Opponent	Score
13	A	Mississippi St.	82 122	37	A	Duke	85 99		87	N	Kent St.	71 64	129	H	Coastal Caro.	84 77
													148	A	Bethune-Cookman	68 62
													150	A	Samford	74 65
													205	N	Toledo	71 64
													222	A	Chattanooga	90 51
													224	H	ETSU	79 61
													273	H	Appalachian St.	84 55
													324	H	Jacksonville St.	94 64
LAST 10 Division I																
224	H	ETSU	79 61	273	H	Appalachian St.	84 55									
148	A	Bethune-Cookman	68 62	129	H	Coastal Caro.	84 77									
37	A	Duke	85 99	87	N	Kent St.	71 64									
13	A	Mississippi St.	82 122	205	N	Toledo	71 64									
324	H	Jacksonville St.	94 64	222	A	Chattanooga	90 51									

Non-Div I Games: AUM 72 42 Fort Valley St. 101 52

Troy

Average RPI Win:	182	WON-LOST	WINNING	LAST 10	STRENGTH OF	OPP. STRENGTH	TEAM	ADJ.	CONF.	ADJ CONF.
Average RPI Loss:	86	RECORD	PCT. RANK	GAMES	SCHEDULE	OF SCHEDULE	RPI	RPI	RPI	RPI
DIV. I ONLY	6- 8	205	4-6	44	137	144	144	8	8	
DIV. I NON-CONF.	5- 8	221	3-6	46	143	165	165	8	8	
TOTALS	RPI 1-25	RPI 26-50	W-L RECORDS	RPI 51-100	RPI 101-150	RPI 150+				
6- 8	0- 0	0- 4	OVERALL	1- 3	0- 0	5- 1				
3- 6	0- 0	0- 3	HOME	0- 2	0- 0	3- 1				
3- 0	0- 0	0- 0	AWAY	1- 0	0- 0	2- 0				
0- 2	0- 0	0- 1	NEUTRAL	0- 1	0- 0	0- 0				
5- 8	0- 0	0- 4	NON-CONFERENCE	1- 3	0- 0	4- 1				
3- 6	0- 0	0- 3	HOME	0- 2	0- 0	3- 1				
2- 0	0- 0	0- 0	AWAY	1- 0	0- 0	1- 0				
0- 2	0- 0	0- 1	NEUTRAL	0- 1	0- 0	0- 0				
1- 0	0- 0	0- 0	CONFERENCE	0- 0	0- 0	1- 0				
0- 0	0- 0	0- 0	HOME	0- 0	0- 0	0- 0				
1- 0	0- 0	0- 0	AWAY	0- 0	0- 0	1- 0				
0- 0	0- 0	0- 0	NEUTRAL	0- 0	0- 0	0- 0				

RPI S	Opponent	Score	RPI S	Opponent	Score	RPI S	Opponent	Score	RPI S	Opponent	Score	Team's RPI: 144
28	H Colorado	52 62	69	A Washington	64 62	155	A Wichita St.	61 56				
46	N Charlotte	56 60	78	H Texas Southern	62 72	157	A Southern Miss.	62 58				
47	H Middle Tenn.	62 64	79	H Alabama	56 66	202	H Jackson St.	82 46				
48	H LSU	54 59	93	N Boston College	76 89	234	H Central Ark.	65 38				
						265	H South Alabama	53 62				
						274	H Ga. Southern	56 40				
LAST 10 Division I												
157	A Southern Miss.	62 58	155	A Wichita St.	61 56							
46	N Charlotte	56 60	274	H Ga. Southern	56 40							
93	N Boston College	76 89	28	H Colorado	52 62							
79	H Alabama	56 66	78	H Texas Southern	62 72							
234	H Central Ark.	65 38	265	H South Alabama	53 62							

Non-Div I Games:

Tulane

Average RPI Win:	243	WON-LOST	WINNING	LAST 10	STRENGTH OF	OPP. STRENGTH	TEAM	ADJ.	CONF.	ADJ CONF.
Average RPI Loss:	98	RECORD	PCT. RANK	GAMES	SCHEDULE	OF SCHEDULE	RPI	RPI	RPI	RPI
DIV. I ONLY	5- 9	239	3-7	117	119	217	217	8	8	
DIV. I NON-CONF.	5- 8	221	3-6	127	165	203	203	8	8	
TOTALS	RPI 1-25	RPI 26-50	W-L RECORDS	RPI 51-100	RPI 101-150	RPI 150+				
5- 9	0- 0	0- 3	OVERALL	0- 3	0- 0	5- 3				
4- 3	0- 0	0- 1	HOME	0- 1	0- 0	4- 1				
1- 4	0- 0	0- 1	AWAY	0- 1	0- 0	1- 2				
0- 2	0- 0	0- 1	NEUTRAL	0- 1	0- 0	0- 0				
5- 8	0- 0	0- 3	NON-CONFERENCE	0- 2	0- 0	5- 3				
4- 2	0- 0	0- 1	HOME	0- 0	0- 0	4- 1				
1- 4	0- 0	0- 1	AWAY	0- 1	0- 0	1- 2				
0- 2	0- 0	0- 1	NEUTRAL	0- 1	0- 0	0- 0				
0- 1	0- 0	0- 0	CONFERENCE	0- 1	0- 0	0- 0				
0- 1	0- 0	0- 0	HOME	0- 1	0- 0	0- 0				
0- 0	0- 0	0- 0	AWAY	0- 0	0- 0	0- 0				
0- 0	0- 0	0- 0	NEUTRAL	0- 0	0- 0	0- 0				

RPI S	Opponent	Score	RPI S	Opponent	Score	RPI S	Opponent	Score	RPI S	Opponent	Score	Team's RPI: 217
26	H Oklahoma St.	48 78	57	N Western Ky.	63 76	177	H SFA	63 67				
34	N Marquette	60 61	61	H Temple	65 74	180	A Little Rock	51 63				
44	A Arkansas	41 91	75	A Abilene Christian	63 73	208	H Arkansas St.	79 77				
						226	A UTEP	58 51				
						232	A Stetson	60 66				
						238	H Colorado St.	61 55				
						258	H Oral Roberts	67 65				
						285	H LMU (CA)	75 56				
LAST 10 Division I												
180	A Little Rock	51 63	61	H Temple	65 74							
75	A Abilene Christian	63 73	226	A UTEP	58 51							
34	N Marquette	60 61	238	H Colorado St.	61 55							
57	N Western Ky.	63 76	232	A Stetson	60 66							
285	H LMU (CA)	75 56	44	A Arkansas	41 91							

Non-Div I Games:

Tulsa

■ Loss,
 ■ Non-Conf,
 ■ S Site,
 ■ H Home
 ■ A Away
 N Neutral

Average RPI Win:	185	WON-LOST	WINNING	LAST 10	STRENGTH OF	OPP. STRENGTH	TEAM	ADJ.	CONF.	ADJ CONF.
Average RPI Loss:	75	RECORD	PCT. RANK	GAMES	SCHEDULE	OF SCHEDULE	RPI	RPI	RPI	RPI
DIV. I ONLY	7- 5	122	6-4	116	76	134	134	13	13	
DIV. I NON-CONF.	6- 4	122	5-3	218	62	145	145	16	16	
TOTALS	RPI 1-25	RPI 26-50	W-L RECORDS	RPI 51-100	RPI 101-150	RPI 150+				
7- 5	0- 0	0- 2	OVERALL	2- 2	2- 0	3- 1				
5- 2	0- 0	0- 1	HOME	1- 1	2- 0	2- 0				
1- 2	0- 0	0- 0	AWAY	0- 1	0- 0	1- 1				
1- 1	0- 0	0- 1	NEUTRAL	1- 0	0- 0	0- 0				
6- 4	0- 0	0- 1	NON-CONFERENCE	1- 2	2- 0	3- 1				
4- 1	0- 0	0- 0	HOME	0- 1	2- 0	2- 0				
1- 2	0- 0	0- 0	AWAY	0- 1	0- 0	1- 1				
1- 1	0- 0	0- 1	NEUTRAL	1- 0	0- 0	0- 0				
1- 1	0- 0	0- 1	CONFERENCE	1- 0	0- 0	0- 0				
1- 1	0- 0	0- 1	HOME	1- 0	0- 0	0- 0				
0- 0	0- 0	0- 0	AWAY	0- 0	0- 0	0- 0				
0- 0	0- 0	0- 0	NEUTRAL	0- 0	0- 0	0- 0				

RPI S	Opponent	Score	RPI S	Opponent	Score	RPI S	Opponent	Score	RPI S	Opponent	Score	Team's RPI: 134
28	N Colorado	69 77	46	H Charlotte	75 83	51	H Old Dominion	76 65	116	H Auburn	80 75	
						55	A Oklahoma	75 82	150	H Samford	76 69	
						78	N Texas Southern	84 68	166	A Memphis	52 77	
						80	H Boise St.	81 83	265	H South Alabama	77 61	
									317	A Alcorn	86 65	
									320	H McNeese	97 70	
LAST 10 Division I												
166	A Memphis	52 77	51	H Old Dominion	76 65							
150	H Samford	76 69	46	H Charlotte	75 83							
320	H McNeese	97 70	78	N Texas Southern	84 68							
116	H Auburn	80 75	28	N Colorado	69 77							
80	H Boise St.	81 83	317	A Alcorn	86 65							

Non-Div I Games: Ala.-Huntsville 74 57 Tuskegee 103 60

UAB

Loss, Non-Conf, S Site, H Home A Away N Neutral

Average RPI Win:	245	WON-LOST	WINNING	LAST 10	STRENGTH OF	OPP. STRENGTH	TEAM	ADJ.	CONF.	ADJ CONF.
Average RPI Loss:	121	RECORD	PCT. RANK	GAMES	SCHEDULE	OF SCHEDULE	RPI	RPI	RPI	RPI
DIV. I ONLY	4- 8	243	4-6	142	184	225	225	26	26	
DIV. I NON-CONF.	4- 8	235	4-6	152	194	227	227	26	26	
TOTALS	RPI 1-25	RPI 26-50	W-L RECORDS	RPI 51-100	RPI 101-150	RPI 150+				
4- 8	0- 1	0- 1	OVERALL	0- 1	0- 3	4- 2				
3- 2	0- 0	0- 0	HOME	0- 1	0- 0	3- 1				
1- 6	0- 1	0- 1	AWAY	0- 0	0- 3	1- 1				
0- 0	0- 0	0- 0	NEUTRAL	0- 0	0- 0	0- 0				
4- 8	0- 1	0- 1	NON-CONFERENCE	0- 1	0- 3	4- 2				
3- 2	0- 0	0- 0	HOME	0- 1	0- 0	3- 1				
1- 6	0- 1	0- 1	AWAY	0- 0	0- 3	1- 1				
0- 0	0- 0	0- 0	NEUTRAL	0- 0	0- 0	0- 0				
0- 0	0- 0	0- 0	CONFERENCE	0- 0	0- 0	0- 0				
0- 0	0- 0	0- 0	HOME	0- 0	0- 0	0- 0				
0- 0	0- 0	0- 0	AWAY	0- 0	0- 0	0- 0				
0- 0	0- 0	0- 0	NEUTRAL	0- 0	0- 0	0- 0				

RPI 1-25				RPI 26-50				RPI 51-100				RPI 101+ Team's RPI: 225			
RPI	S	Opponent	Score	RPI	S	Opponent	Score	RPI	S	Opponent	Score	RPI	S	Opponent	Score
5	A	Stanford	55 67	49	A	Minnesota	67 76	96	H	Santa Clara	61 62	114	A	Montana St.	65 77
												122	A	Saint Mary's (CA)	74 83
												135	A	Fresno St.	65 73
												181	H	San Francisco	79 67
												190	H	Portland St.	70 76
												204	H	Boston U.	75 68
												246	A	Northern Ariz.	71 61
												255	A	Pepperdine	67 70
												348	H	Sacramento St.	77 75
LAST 10 Division I															
190	H	Portland St.	70 76	5	A	Stanford	55 67								
348	H	Sacramento St.	77 75	255	A	Pepperdine	67 70								
181	H	San Francisco	79 67	49	A	Minnesota	67 76								
122	A	Saint Mary's (CA)	74 83	246	A	Northern Ariz.	71 61								
96	H	Santa Clara	61 62	204	H	Boston U.	75 68								

Non-Div I Games: William Jessup 96 32

UC Davis

Average RPI Win:	228	WON-LOST	WINNING	LAST 10	STRENGTH OF	OPP. STRENGTH	TEAM	ADJ.	CONF.	ADJ CONF.
Average RPI Loss:	147	RECORD	PCT. RANK	GAMES	SCHEDULE	OF SCHEDULE	RPI	RPI	RPI	RPI
DIV. I ONLY	3- 10	291	2-8	93	222	245	245	26	26	
DIV. I NON-CONF.	3- 10	282	2-8	100	225	251	251	26	26	
TOTALS	RPI 1-25	RPI 26-50	W-L RECORDS	RPI 51-100	RPI 101-150	RPI 150+				
3- 10	0- 1	0- 0	OVERALL	0- 2	0- 1	3- 6				
2- 1	0- 0	0- 0	HOME	0- 0	0- 0	2- 1				
0- 5	0- 1	0- 0	AWAY	0- 1	0- 0	0- 3				
1- 4	0- 0	0- 0	NEUTRAL	0- 1	0- 1	1- 2				
3- 10	0- 1	0- 0	NON-CONFERENCE	0- 2	0- 1	3- 6				
2- 1	0- 0	0- 0	HOME	0- 0	0- 0	2- 1				
0- 5	0- 1	0- 0	AWAY	0- 1	0- 0	0- 3				
1- 4	0- 0	0- 0	NEUTRAL	0- 1	0- 1	1- 2				
0- 0	0- 0	0- 0	CONFERENCE	0- 0	0- 0	0- 0				
0- 0	0- 0	0- 0	HOME	0- 0	0- 0	0- 0				
0- 0	0- 0	0- 0	AWAY	0- 0	0- 0	0- 0				
0- 0	0- 0	0- 0	NEUTRAL	0- 0	0- 0	0- 0				

RPI 1-25				RPI 26-50				RPI 51-100				RPI 101+ Team's RPI: 245			
RPI	S	Opponent	Score	RPI	S	Opponent	Score	RPI	S	Opponent	Score	RPI	S	Opponent	Score
6	A	Oregon St.	57 86					63	N	Vanderbilt	63 76	120	N	Davidson	72 78
								77	A	Washington St.	59 87	163	A	Southern Utah	68 82
												181	N	San Francisco	61 68
												190	H	Portland St.	61 70
												190	N	Portland St.	83 75
												192	N	North Ala.	60 88
												194	A	SMU	56 59
												209	H	San Jose St.	79 77
												285	H	LMU (CA)	80 65
												286	A	Denver	75 83
LAST 10 Division I															
		190	H	Portland St.	61	70				194	A	SMU	56	59	
		192	N	North Ala.	60	88				181	N	San Francisco	61	68	
		286	A	Denver	75	83				63	N	Vanderbilt	63	76	
		285	H	LMU (CA)	80	65				77	A	Washington St.	59	87	
		190	N	Portland St.	83	75				163	A	Southern Utah	68	82	

Non-Div I Games: Westcliff 93 41

UC Irvine

■ Loss,
 ■ Non-Conf, S Site,
 ■ Home
 ■ Away
 N Neutral

UC Riverside

Through Games Of Jan. 7, 2020

Average RPI Win:	256	WON-LOST	WINNING	LAST 10	STRENGTH OF	OPP. STRENGTH	TEAM	ADJ.	CONF.	ADJ CONF.
Average RPI Loss:	155	RECORD	PCT. RANK	GAMES	SCHEDULE	OF SCHEDULE	RPI	RPI	RPI	RPI
DIV. I ONLY	4- 10	271	3-7	149	225	241	241	26	26	
DIV. I NON-CONF.	4- 10	259	3-7	159	226	248	248	26	26	

TOTALS	RPI 1-25	RPI 26-50	W-L RECORDS	RPI 51-100	RPI 101-150	RPI 150+
4- 10	0- 1	0- 1	OVERALL	1- 0	0- 2	3- 6
3- 2	0- 0	0- 0	HOME	1- 0	0- 1	2- 1
1- 8	0- 1	0- 1	AWAY	0- 0	0- 1	1- 5
0- 0	0- 0	0- 0	NEUTRAL	0- 0	0- 0	0- 0
4- 10	0- 1	0- 1	NON-CONFERENCE	1- 0	0- 2	3- 6
3- 2	0- 0	0- 0	HOME	1- 0	0- 1	2- 1
1- 8	0- 1	0- 1	AWAY	0- 0	0- 1	1- 5
0- 0	0- 0	0- 0	NEUTRAL	0- 0	0- 0	0- 0
0- 0	0- 0	0- 0	CONFERENCE	0- 0	0- 0	0- 0
0- 0	0- 0	0- 0	HOME	0- 0	0- 0	0- 0
0- 0	0- 0	0- 0	AWAY	0- 0	0- 0	0- 0
0- 0	0- 0	0- 0	NEUTRAL	0- 0	0- 0	0- 0

RPI S	Opponent	Score	RPI S	Opponent	Score	RPI S	Opponent	Score	RPI S	Opponent	Score
15	A Oregon	41 84	36	A Arizona	27 70	84	H CSU Bakersfield	53 52	105	H Southern California	59 76
									109	A California	61 84
									163	A Southern Utah	68 79
									172	A VCU	51 67
									184	A New Mexico	70 80
									226	A UTEP	50 63
									238	A Colorado St.	40 52
									294	H California Baptist	80 64
									301	H Weber St.	54 64
									302	A New Mexico St.	60 58
									343	H Utah Valley	67 53
LAST 10 Division I											
238	A Colorado St.	40 52	84	H CSU Bakersfield	53 52						
36	A Arizona	27 70	172	A VCU	51 67						
301	H Weber St.	54 64	163	A Southern Utah	68 79						
343	H Utah Valley	67 53	15	A Oregon	41 84						
109	A California	61 84	294	H California Baptist	80 64						

Non-Div I Games:

UC Riverside

Loss, Non-Conf, S Site, H Home A Away N Neutral

Average RPI Win:	274	WON-LOST	WINNING	LAST 10	STRENGTH OF	OPP. STRENGTH	TEAM	ADJ.	CONF.	ADJ CONF.
Average RPI Loss:	161	RECORD	PCT. RANK	GAMES	SCHEDULE	OF SCHEDULE	RPI	RPI	RPI	RPI
DIV. I ONLY	4- 8	243	3-7	211	312	283	283	26	26	
DIV. I NON-CONF.	4- 8	235	3-7	209	315	287	287	26	26	
TOTALS	RPI 1-25	RPI 26-50	W-L RECORDS	RPI 51-100	RPI 101-150	RPI 150+				
4- 8	0- 0	0- 1	OVERALL	0- 2	1- 1	3- 4				
3- 2	0- 0	0- 0	HOME	0- 1	1- 0	2- 1				
0- 5	0- 0	0- 1	AWAY	0- 1	0- 1	0- 2				
1- 1	0- 0	0- 0	NEUTRAL	0- 0	0- 0	1- 1				
4- 8	0- 0	0- 1	NON-CONFERENCE	0- 2	1- 1	3- 4				
3- 2	0- 0	0- 0	HOME	0- 1	1- 0	2- 1				
0- 5	0- 0	0- 1	AWAY	0- 1	0- 1	0- 2				
1- 1	0- 0	0- 0	NEUTRAL	0- 0	0- 0	1- 1				
0- 0	0- 0	0- 0	CONFERENCE	0- 0	0- 0	0- 0				
0- 0	0- 0	0- 0	HOME	0- 0	0- 0	0- 0				
0- 0	0- 0	0- 0	AWAY	0- 0	0- 0	0- 0				
0- 0	0- 0	0- 0	NEUTRAL	0- 0	0- 0	0- 0				

RPI S	Opponent	Score	RPI S	Opponent	Score	RPI S	Opponent	Score	RPI S	Opponent	Score	Team's RPI: 283
36	A Arizona	42 61	84	A CSU Bakersfield	62 66	105	H Southern California	57 46	122	A Saint Mary's (CA)	43 64	
			94	H Pacific	53 63	177	N SFA	56 67	209	H San Jose St.	70 73	
						269	A Grand Canyon	57 58	294	A California Baptist	81 85	
						299	H San Diego St.	64 52	343	H Utah Valley	59 51	
						347	N Chicago St.	96 65				
LAST 10 Division I												
177	N SFA	56 67	36	A Arizona	42 61							
299	H San Diego St.	64 52	269	A Grand Canyon	57 58							
294	A California Baptist	81 85	84	A CSU Bakersfield	62 66							
105	H Southern California	57 46	94	H Pacific	53 63							
209	H San Jose St.	70 73	347	N Chicago St.	96 65							

Non-Div I Games: Ottawa (AZ) 72 57

UC Santa Barbara

■ Loss,
 ■ Non-Conf,
 ■ S Site,
 ■ H Home
 ■ A Away
 N Neutral

Average RPI Win: 184		WON-LOST	WINNING	LAST 10	STRENGTH OF	OPP. STRENGTH	TEAM	ADJ.	CONF.	ADJ CONF.
Average RPI Loss: 45		RECORD	PCT. RANK	GAMES	SCHEDULE	OF SCHEDULE	RPI	RPI	RPI	RPI
DIV. I ONLY		9- 4	71	8-2	59	85	56	56	8	8
DIV. I NON-CONF.		8- 4	90	7-2	40	103	51	51	8	8
<hr/>										
TOTALS	RPI 1-25		RPI 26-50		W-L RECORDS	RPI 51-100	RPI 101-150		RPI 150+	
9- 4	0- 1		1- 2		OVERALL	0- 0	2- 1		6- 0	
8- 0	0- 0		1- 0		HOME	0- 0	2- 0		5- 0	
1- 2	0- 0		0- 1		AWAY	0- 0	0- 1		1- 0	
0- 2	0- 1		0- 1		NEUTRAL	0- 0	0- 0		0- 0	
8- 4	0- 1		1- 2		NON-CONFERENCE	0- 0	2- 1		5- 0	
7- 0	0- 0		1- 0		HOME	0- 0	2- 0		4- 0	
1- 2	0- 0		0- 1		AWAY	0- 0	0- 1		1- 0	
0- 2	0- 1		0- 1		NEUTRAL	0- 0	0- 0		0- 0	
1- 0	0- 0		0- 0		CONFERENCE	0- 0	0- 0		1- 0	
1- 0	0- 0		0- 0		HOME	0- 0	0- 0		1- 0	
0- 0	0- 0		0- 0		AWAY	0- 0	0- 0		0- 0	
0- 0	0- 0		0- 0		NEUTRAL	0- 0	0- 0		0- 0	

RPI S	Opponent	Score	RPI S	Opponent	Score	RPI S	Opponent	Score	RPI S	Opponent	Score
7 N	UCLA	56 61	30 N	James Madison	43 46				108 A	Belmont	37 72
			33 A	FGCU	50 72				122 H	Saint Mary's (CA)	67 58
			41 H	Central Mich.	64 58				128 H	Wright St.	69 53
									177 A	SFA	63 57
									211 H	Delaware	75 49
									218 H	Quinnipiac	80 58
									232 H	Stetson	66 40
									233 H	East Carolina	91 55
									291 H	Pittsburgh	74 58
LAST 10 Division I											
30 N	James Madison	43 46	233 H	East Carolina	91 55						
7 N	UCLA	56 61	41 H	Central Mich.	64 58						
232 H	Stetson	66 40	128 H	Wright St.	69 53						
211 H	Delaware	75 49	122 H	Saint Mary's (CA)	67 58						
177 A	SFA	63 57	218 H	Quinnipiac	80 58						

Non-Div I Games:

UCF

Average RPI Win:	123	WON-LOST	WINNING	LAST 10	STRENGTH OF	OPP. STRENGTH	TEAM	ADJ.	CONF.	ADJ CONF.
Average RPI Loss:	0	RECORD	PCT. RANK	GAMES	SCHEDULE	OF SCHEDULE	RPI	RPI	RPI	RPI
DIV. I ONLY	14- 0	1	10-0	39	44	7	7	1	1	
DIV. I NON-CONF.	11- 0	1	7-0	103	38	10	10	1	1	
TOTALS	RPI 1-25	RPI 26-50	W-L RECORDS	RPI 51-100	RPI 101-150	RPI 150+				
14- 0	1- 0	2- 0	OVERALL	5- 0	2- 0	4- 0				
9- 0	0- 0	1- 0	HOME	3- 0	2- 0	3- 0				
4- 0	1- 0	1- 0	AWAY	1- 0	0- 0	1- 0				
1- 0	0- 0	0- 0	NEUTRAL	1- 0	0- 0	0- 0				
11- 0	1- 0	1- 0	NON-CONFERENCE	4- 0	1- 0	4- 0				
6- 0	0- 0	0- 0	HOME	2- 0	1- 0	3- 0				
4- 0	1- 0	1- 0	AWAY	1- 0	0- 0	1- 0				
1- 0	0- 0	0- 0	NEUTRAL	1- 0	0- 0	0- 0				
3- 0	0- 0	1- 0	CONFERENCE	1- 0	1- 0	0- 0				
3- 0	0- 0	1- 0	HOME	1- 0	1- 0	0- 0				
0- 0	0- 0	0- 0	AWAY	0- 0	0- 0	0- 0				
0- 0	0- 0	0- 0	NEUTRAL	0- 0	0- 0	0- 0				

RPI	S	Opponent	Score	RPI	S	Opponent	Score	RPI	S	Opponent	Score	RPI	S	Opponent	Score
10	A	Indiana	68 58	32	A	Virginia	73 62	52	H	Arizona St.	68 66	105	H	Southern California	83 59
				36	H	Arizona	70 58	56	N	UCF	61 56	127	H	Northern Colo.	92 58
								58	H	Yale	100 65	247	H	Long Beach St.	86 51
								64	A	Georgia	59 50	253	A	CSUN	58 44
								94	H	Pacific	68 57	285	H	LMU (CA)	74 52
												301	H	Weber St.	85 45
LAST 10 Division I															
				94	H	Pacific	68 57	36	H	Arizona	70 58				
				253	A	CSUN	58 44	52	H	Arizona St.	68 66				
				32	A	Virginia	73 62	105	H	Southern California	83 59				
				56	N	UCF	61 56	10	A	Indiana	68 58				
				58	H	Yale	100 65	64	A	Georgia	59 50				

Non-Div I Games:

UCLA

■ Loss,
 ■ Non-Conf, S Site,
 ■ Home
 ■ Away
 N Neutral

Average RPI Win:	84	WON-LOST	WINNING	LAST 10	STRENGTH OF	OPP. STRENGTH	TEAM	ADJ.	CONF.	ADJ CONF.
Average RPI Loss:	0	RECORD	PCT. RANK	GAMES	SCHEDULE	OF SCHEDULE	RPI	RPI	RPI	RPI
DIV. I ONLY	12- 0	1	10-0	28	1	1	1	8	8	
DIV. I NON-CONF.	9- 0	1	7-0	17	1	1	1	8	8	
TOTALS	RPI 1-25	RPI 26-50	W-L RECORDS	RPI 51-100	RPI 101-150	RPI 150+				
12- 0	2- 0	1- 0	OVERALL	4- 0	3- 0	2- 0				
4- 0	0- 0	1- 0	HOME	0- 0	2- 0	1- 0				
7- 0	2- 0	0- 0	AWAY	3- 0	1- 0	1- 0				
1- 0	0- 0	0- 0	NEUTRAL	1- 0	0- 0	0- 0				
9- 0	2- 0	1- 0	NON-CONFERENCE	3- 0	3- 0	0- 0				
3- 0	0- 0	1- 0	HOME	0- 0	2- 0	0- 0				
5- 0	2- 0	0- 0	AWAY	2- 0	1- 0	0- 0				
1- 0	0- 0	0- 0	NEUTRAL	1- 0	0- 0	0- 0				
3- 0	0- 0	0- 0	CONFERENCE	1- 0	0- 0	2- 0				
1- 0	0- 0	0- 0	HOME	0- 0	0- 0	1- 0				
2- 0	0- 0	0- 0	AWAY	1- 0	0- 0	1- 0				
0- 0	0- 0	0- 0	NEUTRAL	0- 0	0- 0	0- 0				

RPI	S	Opponent	Score	RPI	S	Opponent	Score	RPI	S	Opponent	Score	RPI	S	Opponent	Score
9	A	DePaul	84 74	32	H	Virginia	83 44	55	N	Oklahoma	97 53	101	H	Notre Dame	81 57
24	A	Ohio St.	73 62					61	A	Temple	83 54	109	H	California	72 61
								63	A	Vanderbilt	64 51	125	A	Dayton	75 37
								74	A	Seton Hall	92 78	155	H	Wichita St.	83 55
												194	A	SMU	80 42
LAST 10 Division I															
74	A	Seton Hall	92 78	194	A	SMU	80 42								
125	A	Dayton	75 37	155	H	Wichita St.	83 55								
24	A	Ohio St.	73 62	55	N	Oklahoma	97 53								
32	H	Virginia	83 44	9	A	DePaul	84 74								
61	A	Temple	83 54	101	H	Notre Dame	81 57								

Non-Div I Games:

UConn

U
I
CU
I
C

UIC

Page 306

Average RPI Win:	294	WON-LOST	WINNING	LAST 10	STRENGTH OF	OPP. STRENGTH	TEAM	ADJ.	CONF.	ADJ CONF.
Average RPI Loss:	185	RECORD	PCT. RANK	GAMES	SCHEDULE	OF SCHEDULE	RPI	RPI	RPI	RPI
DIV. I ONLY	3- 9	281	2-8	278	289	308	308	28	28	
DIV. I NON-CONF.	3- 7	252	2-6	317	262	315	315	29	29	
TOTALS	RPI 1-25	RPI 26-50	W-L RECORDS	RPI 51-100	RPI 101-150	RPI 150+				
3- 9	0- 0	0- 0	OVERALL	0- 2	0- 1	3- 6				
2- 1	0- 0	0- 0	HOME	0- 0	0- 0	2- 1				
1- 6	0- 0	0- 0	AWAY	0- 2	0- 1	1- 3				
0- 2	0- 0	0- 0	NEUTRAL	0- 0	0- 0	0- 2				
3- 7	0- 0	0- 0	NON-CONFERENCE	0- 1	0- 1	3- 5				
2- 1	0- 0	0- 0	HOME	0- 0	0- 0	2- 1				
1- 4	0- 0	0- 0	AWAY	0- 1	0- 1	1- 2				
0- 2	0- 0	0- 0	NEUTRAL	0- 0	0- 0	0- 2				
0- 2	0- 0	0- 0	CONFERENCE	0- 1	0- 0	0- 1				
0- 0	0- 0	0- 0	HOME	0- 0	0- 0	0- 0				
0- 2	0- 0	0- 0	AWAY	0- 1	0- 0	0- 1				
0- 0	0- 0	0- 0	NEUTRAL	0- 0	0- 0	0- 0				

RPI 1-25				RPI 26-50				RPI 51-100				RPI 101+				Team's RPI: 308	
RPI	S	Opponent	Score	RPI	S	Opponent	Score	RPI	S	Opponent	Score	RPI	S	Opponent	Score		
								54	A	Syracuse	48	82	130	A	William & Mary	48	76
								92	A	Stony Brook	45	57	191	H	Howard	61	72
												195	N	La Salle	58	74	
												227	A	Mt. St. Mary's	61	71	
												244	A	Lafayette	65	58	
												249	N	Kennesaw St.	44	59	
												262	A	Wagner	60	67	
												268	A	UMass Lowell	64	75	
												298	H	Morgan St.	65	63	
												340	H	Coppin St.	71	48	
LAST 10 Division I																	
				249	N	Kennesaw St.	44	59	268	A	UMass Lowell	64	75				
				195	N	La Salle	58	74	92	A	Stony Brook	45	57				
				130	A	William & Mary	48	76	244	A	Lafayette	65	58				
				227	A	Mt. St. Mary's	61	71	298	H	Morgan St.	65	63				
				262	A	Wagner	60	67	54	A	Syracuse	48	82				

Non-Div I Games: Gettysburg 92 50

UMBC

■ Loss,
 ■ Non-Conf,
 ■ S Site,
 ■ H Home
 ■ A Away
 N Neutral

UMES				STRENGTH OF SCHEDULE	OPP. STRENGTH OF SCHEDULE	TEAM RPI	ADJ. RPI	CONF. RPI	ADJ CONF. RPI
Average RPI Win:	227	WON-LOST RECORD	WINNING PCT. RANK						
Average RPI Loss:	126		LAST 10 GAMES						
DIV. I ONLY	1- 11	334	1-9	100	141	293	293	31	31
DIV. I NON-CONF.	1- 10	329	1-8	104	118	302	302	31	31

TOTALS	RPI 1-25	RPI 26-50	W-L RECORDS	RPI 51-100	RPI 101-150	RPI 150+			
1- 11	0- 1	0- 1	OVERALL	0- 3	0- 2	1- 4			
1- 4	0- 0	0- 0	HOME	0- 0	0- 1	1- 3			
0- 7	0- 1	0- 1	AWAY	0- 3	0- 1	0- 1			
0- 0	0- 0	0- 0	NEUTRAL	0- 0	0- 0	0- 0			
1- 10	0- 1	0- 1	NON-CONFERENCE	0- 3	0- 2	1- 3			
1- 3	0- 0	0- 0	HOME	0- 0	0- 1	1- 2			
0- 7	0- 1	0- 1	AWAY	0- 3	0- 1	0- 1			
0- 0	0- 0	0- 0	NEUTRAL	0- 0	0- 0	0- 0			
0- 1	0- 0	0- 0	CONFERENCE	0- 0	0- 0	0- 1			
0- 1	0- 0	0- 0	HOME	0- 0	0- 0	0- 1			
0- 0	0- 0	0- 0	AWAY	0- 0	0- 0	0- 0			
0- 0	0- 0	0- 0	NEUTRAL	0- 0	0- 0	0- 0			

RPI 1-25				RPI 26-50				RPI 51-100				RPI 101+ Team's RPI: 293			
RPI	S	Opponent	Score	RPI	S	Opponent	Score	RPI	S	Opponent	Score	RPI	S	Opponent	Score
18	A	Virginia Tech	43 86	46	A	Charlotte	44 64	51	A	Old Dominion	39 48	113	H	Richmond	52 64
								54	A	Syracuse	50 65	130	A	William & Mary	50 78
								99	A	UNC Greensboro	48 86	191	H	Howard	58 79
												210	H	Georgetown	39 57
												227	H	Mt. St. Mary's	78 76
												233	A	East Carolina	42 57
												243	H	Longwood	62 71

LAST 10 Division I															
51	A	Old Dominion	39 48	191	H	Howard	58 79								
113	H	Richmond	52 64	46	A	Charlotte	44 64								
233	A	East Carolina	42 57	210	H	Georgetown	39 57								
18	A	Virginia Tech	43 86	243	H	Longwood	62 71								
99	A	UNC Greensboro	48 86	227	H	Mt. St. Mary's	78 76								

Non-Div I Games: Greensboro 65 48 Wesley 75 29

UMES

■ Loss,
 ■ Non-Conf,
 ■ S Site,
 ■ H Home
 ■ A Away
 N Neutral

UMKC				STRENGTH OF SCHEDULE	OPP. STRENGTH OF SCHEDULE	TEAM RPI	ADJ. RPI	CONF. RPI	ADJ CONF. RPI
Average RPI Win:	241	WON-LOST RECORD	WINNING PCT. RANK						
Average RPI Loss:	156		LAST 10 GAMES						
DIV. I ONLY	6- 8	205	4-6	239	183	240	240	32	32
DIV. I NON-CONF.	5- 7	205	3-5	193	97	233	233	32	32

TOTALS	RPI 1-25		RPI 26-50	W-L RECORDS	RPI 51-100	RPI 101-150		RPI 150+	
6- 8	0- 1		0- 0	OVERALL	0- 3	0- 1		6- 3	
4- 4	0- 0		0- 0	HOME	0- 2	0- 1		4- 1	
2- 4	0- 1		0- 0	AWAY	0- 1	0- 0		2- 2	
0- 0	0- 0		0- 0	NEUTRAL	0- 0	0- 0		0- 0	
5- 7	0- 1		0- 0	NON-CONFERENCE	0- 3	0- 1		5- 2	
4- 4	0- 0		0- 0	HOME	0- 2	0- 1		4- 1	
1- 3	0- 1		0- 0	AWAY	0- 1	0- 0		1- 1	
0- 0	0- 0		0- 0	NEUTRAL	0- 0	0- 0		0- 0	
1- 1	0- 0		0- 0	CONFERENCE	0- 0	0- 0		1- 1	
0- 0	0- 0		0- 0	HOME	0- 0	0- 0		0- 0	
1- 1	0- 0		0- 0	AWAY	0- 0	0- 0		1- 1	
0- 0	0- 0		0- 0	NEUTRAL	0- 0	0- 0		0- 0	

RPI 1-25				RPI 26-50				RPI 51-100				RPI 101+ Team's RPI: 240			
RPI	S	Opponent	Score	RPI	S	Opponent	Score	RPI	S	Opponent	Score	RPI	S	Opponent	Score
2	A	Missouri St.	58 83					94	A	Pacific	60 89	120	H	Davidson	64 74
								95	H	Loyola Chicago	67 72	161	A	George Mason	64 58
								98	H	Liberty	44 68	176	H	Missouri	59 56
												190	H	Portland St.	87 69
												206	H	Kansas St.	67 74
												286	H	Denver	83 79
												287	A	Omaha	53 57
												297	H	Eastern Wash.	66 55
												336	A	Seattle U	76 65
												343	A	Utah Valley	41 62

LAST 10 Division I															
176	H	Missouri	59 56	343	A	Utah Valley	41 62								
287	A	Omaha	53 57	336	A	Seattle U	76 65								
2	A	Missouri St.	58 83	98	H	Liberty	44 68								
161	A	George Mason	64 58	297	H	Eastern Wash.	66 55								
95	H	Loyola Chicago	67 72	206	H	Kansas St.	67 74								

Non-Div I Games: Rockhurst 78 60 Science & Arts Okla74 43

UMKC

■ Loss,
 ■ Non-Conf,
 ■ S Site,
 ■ H Home
 ■ A Away
 N Neutral

Average RPI Win:	327	WON-LOST	WINNING	LAST 10	STRENGTH OF	OPP. STRENGTH	TEAM	ADJ.	CONF.	ADJ CONF.
Average RPI Loss:	122	RECORD	PCT. RANK	GAMES	SCHEDULE	OF SCHEDULE	RPI	RPI	RPI	RPI
DIV. I ONLY	6- 9	224	6-4	248	308	268	268	28	28	
DIV. I NON-CONF.	4- 9	250	4-4	207	304	275	275	29	29	
TOTALS	RPI 1-25	RPI 26-50	W-L RECORDS	RPI 51-100	RPI 101-150	RPI 150+				
6- 9	0- 0	0- 1	OVERALL	0- 2	0- 4	6- 2				
4- 4	0- 0	0- 0	HOME	0- 1	0- 2	4- 1				
2- 5	0- 0	0- 1	AWAY	0- 1	0- 2	2- 1				
0- 0	0- 0	0- 0	NEUTRAL	0- 0	0- 0	0- 0				
4- 9	0- 0	0- 1	NON-CONFERENCE	0- 2	0- 4	4- 2				
2- 4	0- 0	0- 0	HOME	0- 1	0- 2	2- 1				
2- 5	0- 0	0- 1	AWAY	0- 1	0- 2	2- 1				
0- 0	0- 0	0- 0	NEUTRAL	0- 0	0- 0	0- 0				
2- 0	0- 0	0- 0	CONFERENCE	0- 0	0- 0	2- 0				
2- 0	0- 0	0- 0	HOME	0- 0	0- 0	2- 0				
0- 0	0- 0	0- 0	AWAY	0- 0	0- 0	0- 0				
0- 0	0- 0	0- 0	NEUTRAL	0- 0	0- 0	0- 0				

RPI 1-25				RPI 26-50				RPI 51-100				RPI 101+				Team's RPI: 268
RPI	S	Opponent	Score	RPI	S	Opponent	Score	RPI	S	Opponent	Score	RPI	S	Opponent	Score	
				42	A	Kansas	44 79	58	H	Yale	59 67	111	A	Colgate	51 73	
								93	A	Boston College	46 89	119	A	Providence	38 63	
												137	H	Massachusetts	58 74	
												145	H	Cornell	56 70	
												193	A	Merrimack	50 73	
												199	H	Dartmouth	51 62	
												308	H	UMBC	75 64	
												316	H	New Hampshire	58 53	
												318	A	Bryant	55 35	
												337	A	Central Conn. St.	56 54	
												339	H	Fairleigh Dickinson	61 56	
												344	H	LIU Brooklyn	65 56	
LAST 10 Division I																
				344	H	LIU Brooklyn	65 56					308	H	UMBC	75 64	
				337	A	Central Conn. St.	56 54					316	H	New Hampshire	58 53	
				318	A	Bryant	55 35					339	H	Fairleigh Dickinson	61 56	
				145	H	Cornell	56 70					193	A	Merrimack	50 73	
				119	A	Providence	38 63					199	H	Dartmouth	51 62	

Non-Div I Games:

UMass Lowell

■ Loss,
 ■ Non-Conf,
 ■ S Site,
 ■ H Home
 ■ A Away
 N Neutral

UNC Asheville

Through Games Of Jan. 7, 2020

Average RPI Win:	276	WON-LOST	WINNING	LAST 10	STRENGTH OF	OPP. STRENGTH	TEAM	ADJ.	CONF.	ADJ CONF.
Average RPI Loss:	138	RECORD	PCT. RANK	GAMES	SCHEDULE	OF SCHEDULE	RPI	RPI	RPI	RPI
DIV. I ONLY	7- 4	105	6-4	337	178	212	212	27	27	
DIV. I NON-CONF.	4- 3	138	3-3	347	61	255	255	27	27	
TOTALS	RPI 1-25	RPI 26-50	W-L RECORDS	RPI 51-100	RPI 101-150	RPI 150+				
7- 4	0- 0	0- 1	OVERALL	0- 1	0- 0	7- 2				
3- 1	0- 0	0- 0	HOME	0- 1	0- 0	3- 0				
3- 3	0- 0	0- 1	AWAY	0- 0	0- 0	3- 2				
1- 0	0- 0	0- 0	NEUTRAL	0- 0	0- 0	1- 0				
4- 3	0- 0	0- 1	NON-CONFERENCE	0- 1	0- 0	4- 1				
1- 1	0- 0	0- 0	HOME	0- 1	0- 0	1- 0				
2- 2	0- 0	0- 1	AWAY	0- 0	0- 0	2- 1				
1- 0	0- 0	0- 0	NEUTRAL	0- 0	0- 0	1- 0				
3- 1	0- 0	0- 0	CONFERENCE	0- 0	0- 0	3- 1				
2- 0	0- 0	0- 0	HOME	0- 0	0- 0	2- 0				
1- 1	0- 0	0- 0	AWAY	0- 0	0- 0	1- 1				
0- 0	0- 0	0- 0	NEUTRAL	0- 0	0- 0	0- 0				

RPI 1-25			RPI 26-50			RPI 51-100			RPI 101+			Team's RPI: 212
RPI	S	Opponent	Score	RPI	S	Opponent	Score	RPI	S	Opponent	Score	
				29	A	Miami (FL)	46 75	99	H	UNC Greensboro	40 67	
								156	A	Hampton	59 68	
								182	H	Campbell	60 52	
								220	N	Southern U.	53 34	
								224	A	ETSU	72 54	
								266	A	Wofford	38 75	
								303	H	Presbyterian	54 39	
								328	A	Western Caro.	64 47	
								329	A	USC Upstate	68 48	
								345	H	South Carolina St.	82 51	
LAST 10 Division I												
29	A	Miami (FL)	46 75	329	A	USC Upstate	68 48					
266	A	Wofford	38 75	182	H	Campbell	60 52					
345	H	South Carolina St.	82 51	156	A	Hampton	59 68					
99	H	UNC Greensboro	40 67	303	H	Presbyterian	54 39					
224	A	ETSU	72 54	220	N	Southern U.	53 34					

Non-Div I Games: Montreat 89 45 Lenoir-Rhyne 68 48

UNC Asheville

Loss, Non-Conf, S Site, H Home A Away N Neutral

UNC Greensboro

Through Games Of Jan. 7, 2020

Average RPI Win:	223	WON-LOST	WINNING	LAST 10	STRENGTH OF	OPP. STRENGTH	TEAM	ADJ.	CONF.	ADJ CONF.
Average RPI Loss:	128	RECORD	PCT. RANK	GAMES	SCHEDULE	OF SCHEDULE	RPI	RPI	RPI	RPI
DIV. I ONLY	8- 4	82	7-3	173	290	99	99	19	19	
DIV. I NON-CONF.	8- 4	90	7-3	177	289	97	97	20	20	

TOTALS	RPI 1-25	RPI 26-50	W-L RECORDS	RPI 51-100	RPI 101-150	RPI 150+
8- 4	0- 0	0- 0	OVERALL	2- 1	0- 2	6- 1
4- 1	0- 0	0- 0	HOME	0- 0	0- 1	4- 0
4- 3	0- 0	0- 0	AWAY	2- 1	0- 1	2- 1
0- 0	0- 0	0- 0	NEUTRAL	0- 0	0- 0	0- 0
8- 4	0- 0	0- 0	NON-CONFERENCE	2- 1	0- 2	6- 1
4- 1	0- 0	0- 0	HOME	0- 0	0- 1	4- 0
4- 3	0- 0	0- 0	AWAY	2- 1	0- 1	2- 1
0- 0	0- 0	0- 0	NEUTRAL	0- 0	0- 0	0- 0
0- 0	0- 0	0- 0	CONFERENCE	0- 0	0- 0	0- 0
0- 0	0- 0	0- 0	HOME	0- 0	0- 0	0- 0
0- 0	0- 0	0- 0	AWAY	0- 0	0- 0	0- 0
0- 0	0- 0	0- 0	NEUTRAL	0- 0	0- 0	0- 0

RPI 1-25	RPI 26-50	RPI 51-100	Team's RPI: 99	RPI 101+
RPI S Opponent Score	RPI S Opponent Score	RPI S Opponent Score		RPI S Opponent Score
		66 A Wake Forest 67 65		113 H Richmond 62 70
		86 A N.C. A&T 48 57		129 A Coastal Caro. 54 63
		98 A Liberty 58 53		182 A Campbell 64 72
				212 A UNC Asheville 67 40
				236 A Col. of Charleston 69 56
				273 H Appalachian St. 54 47
				288 H High Point 82 70
				293 H UMES 86 48
				319 H Georgia St. 64 49
LAST 10 Division I				
182 A Campbell 64 72	273 H Appalachian St. 54 47			
212 A UNC Asheville 67 40	288 H High Point 82 70			
98 A Liberty 58 53	236 A Col. of Charleston 69 56			
293 H UMES 86 48	86 A N.C. A&T 48 57			
129 A Coastal Caro. 54 63	319 H Georgia St. 64 49			

Non-Div I Games: Erskine 106 44 Concord 80 45 Lenoir-Rhyne 84 59

UNC Greensboro

Loss, Non-Conf, S Site, H Home A Away N Neutral

Average RPI Win:	286	WON-LOST	WINNING	LAST 10	STRENGTH OF	OPP. STRENGTH	TEAM	ADJ.	CONF.	ADJ CONF.
Average RPI Loss:	143	RECORD	PCT. RANK	GAMES	SCHEDULE	OF SCHEDULE	RPI	RPI	RPI	RPI
DIV. I ONLY	3- 8	275	3-7	160	303	282	282	15	15	
DIV. I NON-CONF.	2- 7	288	2-6	129	339	288	288	15	15	
TOTALS	RPI 1-25	RPI 26-50	W-L RECORDS	RPI 51-100	RPI 101-150	RPI 150+				
3- 8	0- 1	0- 0	OVERALL	0- 2	0- 2	3- 3				
2- 4	0- 0	0- 0	HOME	0- 1	0- 1	2- 2				
1- 3	0- 1	0- 0	AWAY	0- 1	0- 0	1- 1				
0- 1	0- 0	0- 0	NEUTRAL	0- 0	0- 1	0- 0				
2- 7	0- 1	0- 0	NON-CONFERENCE	0- 1	0- 2	2- 3				
1- 3	0- 0	0- 0	HOME	0- 0	0- 1	1- 2				
1- 3	0- 1	0- 0	AWAY	0- 1	0- 0	1- 1				
0- 1	0- 0	0- 0	NEUTRAL	0- 0	0- 1	0- 0				
1- 1	0- 0	0- 0	CONFERENCE	0- 1	0- 0	1- 0				
1- 1	0- 0	0- 0	HOME	0- 1	0- 0	1- 0				
0- 0	0- 0	0- 0	AWAY	0- 0	0- 0	0- 0				
0- 0	0- 0	0- 0	NEUTRAL	0- 0	0- 0	0- 0				

RPI	S	Opponent	Score	RPI	S	Opponent	Score	RPI	S	Opponent	Score	RPI	S	Opponent	Score	Team's RPI: 282
16	A	NC State	40 80					66	A	Wake Forest	55 65	112	N	North Carolina	45 85	
								71	H	Drexel	72 73	129	H	Coastal Caro.	43 62	
												211	H	Delaware	71 65	
												243	A	Longwood	58 59	
												249	H	Kennesaw St.	56 58	
												257	H	Winthrop	63 75	
												303	A	Presbyterian	70 60	
												345	H	South Carolina St.	84 46	
LAST 10 Division I																
303	A	Presbyterian	70 60	71	H	Drexel	72 73									
249	H	Kennesaw St.	56 58	211	H	Delaware	71 65									
345	H	South Carolina St.	84 46	112	N	North Carolina	45 85									
243	A	Longwood	58 59	257	H	Winthrop	63 75									
16	A	NC State	40 80	129	H	Coastal Caro.	43 62									

Non-Div I Games: Catawba 75 78 Mount Olive 75 67

UNCW

Loss, Non-Conf, S Site, H Home A Away N Neutral

UNI				STRENGTH OF SCHEDULE	OPP. STRENGTH OF SCHEDULE	TEAM RPI	ADJ. RPI	CONF. RPI	ADJ CONF. RPI
Average RPI Win:	156	WON-LOST RECORD	WINNING PCT. RANK						
Average RPI Loss:	37		LAST 10 GAMES						
DIV. I ONLY	7- 4	105	6-4	91	2	45	45	7	7
DIV. I NON-CONF.	7- 3	80	6-3	107	5	42	42	7	7

TOTALS	RPI 1-25	RPI 26-50	W-L RECORDS	RPI 51-100	RPI 101-150	RPI 150+			
7- 4	1- 2	0- 1	OVERALL	2- 1	0- 0	4- 0			
3- 0	1- 0	0- 0	HOME	1- 0	0- 0	1- 0			
4- 2	0- 1	0- 1	AWAY	1- 0	0- 0	3- 0			
0- 2	0- 1	0- 0	NEUTRAL	0- 1	0- 0	0- 0			
7- 3	1- 2	0- 0	NON-CONFERENCE	2- 1	0- 0	4- 0			
3- 0	1- 0	0- 0	HOME	1- 0	0- 0	1- 0			
4- 1	0- 1	0- 0	AWAY	1- 0	0- 0	3- 0			
0- 2	0- 1	0- 0	NEUTRAL	0- 1	0- 0	0- 0			
0- 1	0- 0	0- 1	CONFERENCE	0- 0	0- 0	0- 0			
0- 0	0- 0	0- 0	HOME	0- 0	0- 0	0- 0			
0- 1	0- 0	0- 1	AWAY	0- 0	0- 0	0- 0			
0- 0	0- 0	0- 0	NEUTRAL	0- 0	0- 0	0- 0			

RPI 1-25				RPI 26-50				Team's RPI: 45				RPI 51-100				RPI 101+			
RPI	S	Opponent	Score	RPI	S	Opponent	Score	RPI	S	Opponent	Score	RPI	S	Opponent	Score	RPI	S	Opponent	Score
14	H	Iowa	88 66	27	A	Drake	87 104	76	H	IUPUI	51 50	155	A	Wichita St.	61 50				
17	A	Creighton	54 57					79	N	Alabama	77 87	176	A	Missouri	78 73				
24	N	Ohio St.	46 64					81	A	Iowa St.	71 63	287	A	Omaha	81 45				
												306	H	North Dakota St.	95 63				
LAST 10 Division I																			
24	N	Ohio St.	46 64	27	A	Drake	87 104	76	H	IUPUI	51 50								
79	N	Alabama	77 87	81	A	Iowa St.	71 63	79	N	Alabama	77 87								
14	H	Iowa	88 66	76	H	IUPUI	51 50	24	N	Ohio St.	46 64								
176	A	Missouri	78 73	24	N	Ohio St.	46 64	287	A	Omaha	81 45								
155	A	Wichita St.	61 50					17	A	Creighton	54 57								

Non-Div I Games: Northwest Mo. St. 78 53

UNI

Average RPI Win:	226	WON-LOST	WINNING	LAST 10	STRENGTH OF	OPP. STRENGTH	TEAM	ADJ.	CONF.	ADJ CONF.
Average RPI Loss:	133	RECORD	PCT. RANK	GAMES	SCHEDULE	OF SCHEDULE	RPI	RPI	RPI	RPI
DIV. I ONLY	6- 8	205	5-5	271	88	242	242	22	22	
DIV. I NON-CONF.	4- 7	225	3-4	248	48	274	274	25	25	
TOTALS	RPI 1-25	RPI 26-50	W-L RECORDS	RPI 51-100	RPI 101-150	RPI 150+				
6- 8	0- 0	0- 2	OVERALL	1- 0	1- 3	4- 3				
3- 5	0- 0	0- 2	HOME	1- 0	1- 2	1- 1				
3- 3	0- 0	0- 0	AWAY	0- 0	0- 1	3- 2				
0- 0	0- 0	0- 0	NEUTRAL	0- 0	0- 0	0- 0				
4- 7	0- 0	0- 2	NON-CONFERENCE	1- 0	1- 2	2- 3				
3- 4	0- 0	0- 2	HOME	1- 0	1- 1	1- 1				
1- 3	0- 0	0- 0	AWAY	0- 0	0- 1	1- 2				
0- 0	0- 0	0- 0	NEUTRAL	0- 0	0- 0	0- 0				
2- 1	0- 0	0- 0	CONFERENCE	0- 0	0- 1	2- 0				
0- 1	0- 0	0- 0	HOME	0- 0	0- 1	0- 0				
2- 0	0- 0	0- 0	AWAY	0- 0	0- 0	2- 0				
0- 0	0- 0	0- 0	NEUTRAL	0- 0	0- 0	0- 0				

RPI S	Opponent	Score	RPI S	Opponent	Score	RPI S	Opponent	Score	RPI S	Opponent	Score	Team's RPI: 242
			32	H Virginia	55 63	69	H St. John's (NY)	79 75	103	H Elon	44 50	
			37	H Duke	45 57				105	A Southern California	54 75	
									106	H South Fla.	61 51	
									135	H Fresno St.	66 72	
									163	A Southern Utah	68 72	
									223	H Cal St. Fullerton	58 64	
									255	A Pepperdine	69 44	
									260	A Utah St.	60 46	
									269	A Grand Canyon	51 53	
									323	A Air Force	67 60	
									345	H South Carolina St.	66 57	
LAST 10 Division I												
			105	A Southern California	54 75	323	A Air Force	67 60				
			255	A Pepperdine	69 44	260	A Utah St.	60 46				
			135	H Fresno St.	66 72	106	H South Fla.	61 51				
			69	H St. John's (NY)	79 75	32	H Virginia	55 63				
			103	H Elon	44 50	269	A Grand Canyon	51 53				

Non-Div I Games:

UNLV

■ Loss,
 ■ Non-Conf,
 ■ S Site,
 ■ H Home
 ■ A Away
 N Neutral

USC Upstate

Through Games Of Jan. 7, 2020

Average RPI Win:	341	WON-LOST	WINNING	LAST 10	STRENGTH OF	OPP. STRENGTH	TEAM	ADJ.	CONF.	ADJ CONF.
Average RPI Loss:	171	RECORD	PCT. RANK	GAMES	SCHEDULE	OF SCHEDULE	RPI	RPI	RPI	RPI
DIV. I ONLY	4- 7	233	3-7	343	250	329	329	27	27	
DIV. I NON-CONF.	3- 4	201	2-4	344	163	306	306	27	27	
TOTALS	RPI 1-25	RPI 26-50	W-L RECORDS	RPI 51-100	RPI 101-150	RPI 150+				
4- 7	0- 1	0- 0	OVERALL	0- 1	0- 0	4- 5				
4- 1	0- 0	0- 0	HOME	0- 0	0- 0	4- 1				
0- 6	0- 1	0- 0	AWAY	0- 1	0- 0	0- 4				
0- 0	0- 0	0- 0	NEUTRAL	0- 0	0- 0	0- 0				
3- 4	0- 1	0- 0	NON-CONFERENCE	0- 1	0- 0	3- 2				
3- 0	0- 0	0- 0	HOME	0- 0	0- 0	3- 0				
0- 4	0- 1	0- 0	AWAY	0- 1	0- 0	0- 2				
0- 0	0- 0	0- 0	NEUTRAL	0- 0	0- 0	0- 0				
1- 3	0- 0	0- 0	CONFERENCE	0- 0	0- 0	1- 3				
1- 1	0- 0	0- 0	HOME	0- 0	0- 0	1- 1				
0- 2	0- 0	0- 0	AWAY	0- 0	0- 0	0- 2				
0- 0	0- 0	0- 0	NEUTRAL	0- 0	0- 0	0- 0				

RPI 1-25				RPI 26-50				RPI 51-100				RPI 101+ Team's RPI: 329			
RPI	S	Opponent	Score	RPI	S	Opponent	Score	RPI	S	Opponent	Score	RPI	S	Opponent	Score
4	A	South Carolina	32 112					64	A	Georgia	53 67	182	A	Campbell	38 50
												212	H	UNC Asheville	48 68
												214	A	Jacksonville	43 87
												233	A	East Carolina	48 69
												288	A	High Point	46 85
												328	H	Western Caro.	70 62
												342	H	Charleston So.	70 53
												345	H	South Carolina St.	58 47
												350	H	Florida A&M	74 61
LAST 10 Division I															
64	A	Georgia	53 67	212	H	UNC Asheville	48 68								
4	A	South Carolina	32 112	288	A	High Point	46 85								
214	A	Jacksonville	43 87	182	A	Campbell	38 50								
328	H	Western Caro.	70 62	342	H	Charleston So.	70 53								
233	A	East Carolina	48 69	345	H	South Carolina St.	58 47								

Non-Div I Games: Mars Hill 89 31 UNKNOWN 71 49

USC Upstate

Loss, Non-Conf, S Site, H Home A Away N Neutral

Average RPI Win:	226	WON-LOST	WINNING	LAST 10	STRENGTH OF	OPP. STRENGTH	TEAM	ADJ.	CONF.	ADJ CONF.
Average RPI Loss:	34	RECORD	PCT. RANK	GAMES	SCHEDULE	OF SCHEDULE	RPI	RPI	RPI	RPI
DIV. I ONLY	8- 6	129	4-6	114	43	118	118	23	23	
DIV. I NON-CONF.	6- 6	163	2-6	64	50	99	99	22	22	
TOTALS	RPI 1-25	RPI 26-50	W-L RECORDS	RPI 51-100	RPI 101-150	RPI 150+				
8- 6	0- 3	0- 1	OVERALL	0- 2	1- 0	7- 0				
5- 2	0- 0	0- 0	HOME	0- 2	1- 0	4- 0				
3- 1	0- 1	0- 0	AWAY	0- 0	0- 0	3- 0				
0- 3	0- 2	0- 1	NEUTRAL	0- 0	0- 0	0- 0				
6- 6	0- 3	0- 1	NON-CONFERENCE	0- 2	1- 0	5- 0				
3- 2	0- 0	0- 0	HOME	0- 2	1- 0	2- 0				
3- 1	0- 1	0- 0	AWAY	0- 0	0- 0	3- 0				
0- 3	0- 2	0- 1	NEUTRAL	0- 0	0- 0	0- 0				
2- 0	0- 0	0- 0	CONFERENCE	0- 0	0- 0	2- 0				
2- 0	0- 0	0- 0	HOME	0- 0	0- 0	2- 0				
0- 0	0- 0	0- 0	AWAY	0- 0	0- 0	0- 0				
0- 0	0- 0	0- 0	NEUTRAL	0- 0	0- 0	0- 0				

RPI 1-25				RPI 26-50				RPI 51-100				RPI 101+ Team's RPI: 118			
RPI	S	Opponent	Score	RPI	S	Opponent	Score	RPI	S	Opponent	Score	RPI	S	Opponent	Score
3	N	Louisville	67 76	26	N	Oklahoma St.	47 60	62	H	Marist	57 73	128	H	Wright St.	68 62
15	N	Oregon	54 91					78	H	Texas Southern	63 74	180	H	Little Rock	65 58
21	A	Northwestern	47 74									194	H	SMU	51 46
												206	A	Kansas St.	57 53
												208	H	Arkansas St.	71 44
												231	A	North Texas	68 49
												312	A	Grambling	88 54
												347	H	Chicago St.	84 53
LAST 10 Division I															
21	A	Northwestern	47 74	180	H	Little Rock	65 58								
128	H	Wright St.	68 62	208	H	Arkansas St.	71 44								
26	N	Oklahoma St.	47 60	78	H	Texas Southern	63 74								
15	N	Oregon	54 91	194	H	SMU	51 46								
3	N	Louisville	67 76	62	H	Marist	57 73								

Non-Div I Games:

UT Arlington

Average RPI Win:	173	WON-LOST	WINNING	LAST 10	STRENGTH OF	OPP. STRENGTH	TEAM	ADJ.	CONF.	ADJ CONF.
Average RPI Loss:	40	RECORD	PCT. RANK	GAMES	SCHEDULE	OF SCHEDULE	RPI	RPI	RPI	RPI
DIV. I ONLY	6- 7	188	6-4	22	32	65	65	20	20	
DIV. I NON-CONF.	4- 7	225	4-4	27	10	122	122	21	21	
TOTALS	RPI 1-25	RPI 26-50	W-L RECORDS	RPI 51-100	RPI 101-150	RPI 150+				
6- 7	0- 3	0- 1	OVERALL	1- 3	2- 0	3- 0				
4- 1	0- 1	0- 0	HOME	1- 0	1- 0	2- 0				
2- 6	0- 2	0- 1	AWAY	0- 3	1- 0	1- 0				
0- 0	0- 0	0- 0	NEUTRAL	0- 0	0- 0	0- 0				
4- 7	0- 3	0- 1	NON-CONFERENCE	1- 3	1- 0	2- 0				
4- 1	0- 1	0- 0	HOME	1- 0	1- 0	2- 0				
0- 6	0- 2	0- 1	AWAY	0- 3	0- 0	0- 0				
0- 0	0- 0	0- 0	NEUTRAL	0- 0	0- 0	0- 0				
2- 0	0- 0	0- 0	CONFERENCE	0- 0	1- 0	1- 0				
0- 0	0- 0	0- 0	HOME	0- 0	0- 0	0- 0				
2- 0	0- 0	0- 0	AWAY	0- 0	1- 0	1- 0				
0- 0	0- 0	0- 0	NEUTRAL	0- 0	0- 0	0- 0				

RPI 1-25				RPI 26-50				RPI 51-100				RPI 101+			
RPI	S	Opponent	Score	RPI	S	Opponent	Score	RPI	S	Opponent	Score	RPI	S	Opponent	Score
3	H	Louisville	63 71	44	A	Arkansas	46 96	60	A	Southern Ill.	59 70	143	A	Austin Peay	69 61
8	A	Gonzaga	55 78					72	A	Saint Louis	50 56	150	H	Samford	80 75
13	A	Mississippi St.	46 82					76	H	IUPUI	57 51	185	A	Murray St.	89 64
								82	A	Illinois St.	47 70	222	H	Chattanooga	78 51
												259	H	Lipscomb	83 67
LAST 10 Division I															
222	H	Chattanooga	78 51	143	A	Austin Peay	69 61								
60	A	Southern Ill.	59 70	185	A	Murray St.	89 64								
82	A	Illinois St.	47 70	44	A	Arkansas	46 96								
76	H	IUPUI	57 51	3	H	Louisville	63 71								
150	H	Samford	80 75	259	H	Lipscomb	83 67								

Non-Div I Games:

UT Martin

UTEP				STRENGTH OF SCHEDULE	OPP. STRENGTH OF SCHEDULE	TEAM RPI	ADJ. RPI	CONF. RPI	ADJ CONF. RPI
Average RPI Win:	270	WON-LOST RECORD	WINNING PCT. RANK						
Average RPI Loss:	158		LAST 10 GAMES						
DIV. I ONLY	9- 4	71	6-4	301	261	226	226	13	13
DIV. I NON-CONF.	7- 4	100	4-4	298	253	247	247	16	16
TOTALS	RPI 1-25	RPI 26-50	W-L RECORDS	RPI 51-100	RPI 101-150	RPI 150+			
9- 4	0- 0	0- 1	OVERALL	0- 0	0- 0	9- 3			
8- 3	0- 0	0- 1	HOME	0- 0	0- 0	8- 2			
1- 1	0- 0	0- 0	AWAY	0- 0	0- 0	1- 1			
0- 0	0- 0	0- 0	NEUTRAL	0- 0	0- 0	0- 0			
7- 4	0- 0	0- 1	NON-CONFERENCE	0- 0	0- 0	7- 3			
6- 3	0- 0	0- 1	HOME	0- 0	0- 0	6- 2			
1- 1	0- 0	0- 0	AWAY	0- 0	0- 0	1- 1			
0- 0	0- 0	0- 0	NEUTRAL	0- 0	0- 0	0- 0			
2- 0	0- 0	0- 0	CONFERENCE	0- 0	0- 0	2- 0			
2- 0	0- 0	0- 0	HOME	0- 0	0- 0	2- 0			
0- 0	0- 0	0- 0	AWAY	0- 0	0- 0	0- 0			
0- 0	0- 0	0- 0	NEUTRAL	0- 0	0- 0	0- 0			

RPI 1-25			RPI 26-50			RPI 51-100			RPI 101+ Team's RPI: 226		
RPI	S	Opponent	Score	RPI	S	Opponent	Score	RPI	S	Opponent	Score
				36	H	Arizona	43 54				
								154	H	Western Mich.	76 46
								171	H	Fla. Atlantic	96 65
								184	H	New Mexico	78 93
								194	A	SMU	56 60
								217	H	Tulsa	51 58
								241	H	UC Riverside	63 50
								301	H	Weber St.	70 51
								302	A	New Mexico St.	63 57
								302	H	New Mexico St.	65 45
								317	H	Alcorn	92 47
								319	H	Georgia St.	71 68
								321	H	FIU	64 34
LAST 10 Division I											
301	H	Weber St.	70 51	171	H	Fla. Atlantic	96 65				
319	H	Georgia St.	71 68	321	H	FIU	64 34				
154	H	Western Mich.	76 46	217	H	Tulsa	51 58				
302	H	New Mexico St.	65 45	194	A	SMU	56 60				
184	H	New Mexico	78 93	36	H	Arizona	43 54				

Non-Div I Games:

UTEP

■ Loss,
 ■ Non-Conf,
 ■ S Site,
 ■ H Home
 ■ A Away
 N Neutral

Average RPI Win:	315	WON-LOST	WINNING	LAST 10	STRENGTH OF	OPP. STRENGTH	TEAM	ADJ.	CONF.	ADJ CONF.
Average RPI Loss:	179	RECORD	PCT. RANK	GAMES	SCHEDULE	OF SCHEDULE	RPI	RPI	RPI	RPI
DIV. I ONLY	2- 8	307	2-8	270	310	331	331	32	32	
DIV. I NON-CONF.	1- 8	322	1-8	273	297	339	339	32	32	
TOTALS	RPI 1-25	RPI 26-50	W-L RECORDS	RPI 51-100	RPI 101-150	RPI 150+				
2- 8	0- 0	0- 0	OVERALL	0- 2	0- 1	2- 5				
2- 2	0- 0	0- 0	HOME	0- 1	0- 0	2- 1				
0- 4	0- 0	0- 0	AWAY	0- 1	0- 1	0- 2				
0- 2	0- 0	0- 0	NEUTRAL	0- 0	0- 0	0- 2				
1- 8	0- 0	0- 0	NON-CONFERENCE	0- 2	0- 1	1- 5				
1- 2	0- 0	0- 0	HOME	0- 1	0- 0	1- 1				
0- 4	0- 0	0- 0	AWAY	0- 1	0- 1	0- 2				
0- 2	0- 0	0- 0	NEUTRAL	0- 0	0- 0	0- 2				
1- 0	0- 0	0- 0	CONFERENCE	0- 0	0- 0	1- 0				
1- 0	0- 0	0- 0	HOME	0- 0	0- 0	1- 0				
0- 0	0- 0	0- 0	AWAY	0- 0	0- 0	0- 0				
0- 0	0- 0	0- 0	NEUTRAL	0- 0	0- 0	0- 0				

RPI 1-25				RPI 26-50				RPI 51-100				RPI 101+				Team's RPI: 331	
RPI	S	Opponent	Score	RPI	S	Opponent	Score	RPI	S	Opponent	Score	RPI	S	Opponent	Score		
								67	A	Texas	69	85	105	A	Southern California	43	80
								78	H	Texas Southern	44	71	206	A	Kansas St.	66	79
													215	A	A&M-Corpus Christi	50	61
													215	H	A&M-Corpus Christi	54	59
													247	N	Long Beach St.	65	69
													294	H	California Baptist	87	68
													300	N	Nevada	57	62
													335	H	UTSA	75	64
LAST 10 Division I																	
				215	H	A&M-Corpus Christi	54	59	294	H	California Baptist	87	68				
				335	H	UTSA	75	64	206	A	Kansas St.	66	79				
				215	A	A&M-Corpus Christi	50	61	300	N	Nevada	57	62				
				67	A	Texas	69	85	247	N	Long Beach St.	65	69				
				78	H	Texas Southern	44	71	105	A	Southern California	43	80				

Non-Div I Games: Tex. A&M Int'l 72 56 Tex. A&M-Kingsville 66 45 Texas Lutheran 98 46 Minot St. 75 56 UTRGV

Loss, Non-Conf, S Site, H Home A Away N Neutral

Average RPI Win:	335	WON-LOST	WINNING	LAST 10	STRENGTH OF	OPP. STRENGTH	TEAM	ADJ.	CONF.	ADJ CONF.
Average RPI Loss:	195	RECORD	PCT. RANK	GAMES	SCHEDULE	OF SCHEDULE	RPI	RPI	RPI	RPI
DIV. I ONLY	2- 8	307	2-8	276	337	335	335	13	13	
DIV. I NON-CONF.	1- 7	321	1-7	256	337	337	337	16	16	
TOTALS	RPI 1-25	RPI 26-50	W-L RECORDS	RPI 51-100	RPI 101-150	RPI 150+				
2- 8	0- 0	0- 0	OVERALL	0- 1	0- 1	2- 6				
2- 2	0- 0	0- 0	HOME	0- 0	0- 0	2- 2				
0- 5	0- 0	0- 0	AWAY	0- 1	0- 1	0- 3				
0- 1	0- 0	0- 0	NEUTRAL	0- 0	0- 0	0- 1				
1- 7	0- 0	0- 0	NON-CONFERENCE	0- 1	0- 1	1- 5				
1- 1	0- 0	0- 0	HOME	0- 0	0- 0	1- 1				
0- 5	0- 0	0- 0	AWAY	0- 1	0- 1	0- 3				
0- 1	0- 0	0- 0	NEUTRAL	0- 0	0- 0	0- 1				
1- 1	0- 0	0- 0	CONFERENCE	0- 0	0- 0	1- 1				
1- 1	0- 0	0- 0	HOME	0- 0	0- 0	1- 1				
0- 0	0- 0	0- 0	AWAY	0- 0	0- 0	0- 0				
0- 0	0- 0	0- 0	NEUTRAL	0- 0	0- 0	0- 0				

RPI 1-25			RPI 26-50			RPI 51-100			RPI 101+			Team's RPI: 335
RPI	S	Opponent	Score	RPI	S	Opponent	Score	RPI	S	Opponent	Score	
						67 A Texas	53 84	147 A Hawaii		50 62		
								165 N Utah		45 91		
								171 H Fla. Atlantic		53 80		
								188 H Sam Houston St.		77 81		
								213 A Texas Tech		58 115		
								276 A Texas St.		69 74		
								321 H FIU		60 45		
								331 A UTRGV		64 75		
								349 H Incarnate Word		63 56		
LAST 10 Division I												
331 A UTRGV		64 75	321 H FIU		60 45							
165 N Utah		45 91	171 H Fla. Atlantic		53 80							
147 A Hawaii		50 62	213 A Texas Tech		58 115							
67 A Texas		53 84	188 H Sam Houston St.		77 81							
349 H Incarnate Word		63 56	276 A Texas St.		69 74							

Non-Div I Games: Texas Wesleyan 80 78 Southwest (NM) 79 62 Concordia (TX) 73 44

UTSA

Loss, Non-Conf, S Site, H Home A Away N Neutral

Average RPI Win:	243	WON-LOST	WINNING	LAST 10	STRENGTH OF	OPP. STRENGTH	TEAM	ADJ.	CONF.	ADJ CONF.
Average RPI Loss:	90	RECORD	PCT. RANK	GAMES	SCHEDULE	OF SCHEDULE	RPI	RPI	RPI	RPI
DIV. I ONLY	7- 7	170	6-4	158	109	165	165	1	1	
DIV. I NON-CONF.	7- 4	100	6-1	314	183	211	211	1	1	
TOTALS	RPI 1-25	RPI 26-50	W-L RECORDS	RPI 51-100	RPI 101-150	RPI 150+				
7- 7	0- 2	0- 2	OVERALL	1- 0	1- 1	5- 2				
4- 3	0- 0	0- 2	HOME	0- 0	0- 1	4- 0				
1- 4	0- 2	0- 0	AWAY	0- 0	1- 0	0- 2				
2- 0	0- 0	0- 0	NEUTRAL	1- 0	0- 0	1- 0				
7- 4	0- 0	0- 1	NON-CONFERENCE	1- 0	1- 1	5- 2				
4- 2	0- 0	0- 1	HOME	0- 0	0- 1	4- 0				
1- 2	0- 0	0- 0	AWAY	0- 0	1- 0	0- 2				
2- 0	0- 0	0- 0	NEUTRAL	1- 0	0- 0	1- 0				
0- 3	0- 2	0- 1	CONFERENCE	0- 0	0- 0	0- 0				
0- 1	0- 0	0- 1	HOME	0- 0	0- 0	0- 0				
0- 2	0- 2	0- 0	AWAY	0- 0	0- 0	0- 0				
0- 0	0- 0	0- 0	NEUTRAL	0- 0	0- 0	0- 0				

RPI 1-25				RPI 26-50				RPI 51-100				RPI 101+ Team's RPI: 165			
RPI	S	Opponent	Score	RPI	S	Opponent	Score	RPI	S	Opponent	Score	RPI	S	Opponent	Score
6	A	Oregon St.	48 77	28	H	Colorado	70 80	78	N	Texas Southern	61 52	119	H	Providence	60 67
15	A	Oregon	51 88	38	H	South Dakota	81 84					133	A	BYU	77 73
												173	A	Cincinnati	62 68
												248	A	Xavier	63 70
												258	H	Oral Roberts	78 58
												297	H	Eastern Wash.	87 49
												300	H	Nevada	68 62
												301	H	Weber St.	75 46
												335	N	UTSA	91 45
LAST 10 Division I															
300	H	Nevada	68 62	15	A	Oregon	51 88								
258	H	Oral Roberts	78 58	6	A	Oregon St.	48 77								
133	A	BYU	77 73	28	H	Colorado	70 80								
335	N	UTSA	91 45	301	H	Weber St.	75 46								
78	N	Texas Southern	61 52	119	H	Providence	60 67								

Non-Div I Games:

Utah

■ Loss,
■ Non-Conf,
■ S Site,
■ H Home
■ A Away
N Neutral

Average RPI Win:	272	WON-LOST	WINNING	LAST 10	STRENGTH OF	OPP. STRENGTH	TEAM	ADJ.	CONF.	ADJ CONF.
Average RPI Loss:	177	RECORD	PCT. RANK	GAMES	SCHEDULE	OF SCHEDULE	RPI	RPI	RPI	RPI
DIV. I ONLY	4- 10	271	2-8	145	318	260	260	22	22	
DIV. I NON-CONF.	4- 6	212	2-4	132	291	192	192	25	25	
TOTALS	RPI 1-25	RPI 26-50	W-L RECORDS	RPI 51-100	RPI 101-150	RPI 150+				
4- 10	0- 2	0- 0	OVERALL	0- 0	0- 2	4- 6				
3- 3	0- 0	0- 0	HOME	0- 0	0- 0	3- 3				
1- 7	0- 2	0- 0	AWAY	0- 0	0- 2	1- 3				
0- 0	0- 0	0- 0	NEUTRAL	0- 0	0- 0	0- 0				
4- 6	0- 2	0- 0	NON-CONFERENCE	0- 0	0- 1	4- 3				
3- 1	0- 0	0- 0	HOME	0- 0	0- 0	3- 1				
1- 5	0- 2	0- 0	AWAY	0- 0	0- 1	1- 2				
0- 0	0- 0	0- 0	NEUTRAL	0- 0	0- 0	0- 0				
0- 4	0- 0	0- 0	CONFERENCE	0- 0	0- 1	0- 3				
0- 2	0- 0	0- 0	HOME	0- 0	0- 0	0- 2				
0- 2	0- 0	0- 0	AWAY	0- 0	0- 1	0- 1				
0- 0	0- 0	0- 0	NEUTRAL	0- 0	0- 0	0- 0				

RPI 1-25				RPI 26-50				RPI 51-100				RPI 101+ Team's RPI: 260			
RPI	S	Opponent	Score	RPI	S	Opponent	Score	RPI	S	Opponent	Score	RPI	S	Opponent	Score
6	A	Oregon St.	46 75									133	A	BYU	50 67
15	A	Oregon	52 109									135	A	Fresno St.	64 76
												160	H	Portland	64 70
												209	H	San Jose St.	61 76
												223	A	Cal St. Fullerton	62 83
												231	H	North Texas	66 55
												242	H	UNLV	46 60
												247	A	Long Beach St.	56 48
												272	H	Idaho St.	69 61
												299	A	San Diego St.	62 66
												336	H	Seattle U	70 63
												343	A	Utah Valley	49 57
LAST 10 Division I															
6	A	Oregon St.	46 75	299	A	San Diego St.	62 66								
135	A	Fresno St.	64 76	242	H	UNLV	46 60								
209	H	San Jose St.	61 76	343	A	Utah Valley	49 57								
133	A	BYU	50 67	272	H	Idaho St.	69 61								
223	A	Cal St. Fullerton	62 83	231	H	North Texas	66 55								

Non-Div I Games: Dixie St. 61 49

Utah St.

Utah Valley

Through Games Of Jan. 7, 2020

Average RPI Win:	282	WON-LOST	WINNING	LAST 10	STRENGTH OF	OPP. STRENGTH	TEAM	ADJ.	CONF.	ADJ CONF.
Average RPI Loss:	214	RECORD	PCT. RANK	GAMES	SCHEDULE	OF SCHEDULE	RPI	RPI	RPI	RPI
DIV. I ONLY	3- 9	281	3-7	338	272	343	343	32	32	
DIV. I NON-CONF.	1- 9	326	1-7	328	254	347	347	32	32	
TOTALS	RPI 1-25	RPI 26-50	W-L RECORDS	RPI 51-100	RPI 101-150	RPI 150+				
3- 9	0- 0	0- 0	OVERALL	0- 1	0- 1	3- 7				
3- 4	0- 0	0- 0	HOME	0- 0	0- 0	3- 4				
0- 5	0- 0	0- 0	AWAY	0- 1	0- 1	0- 3				
0- 0	0- 0	0- 0	NEUTRAL	0- 0	0- 0	0- 0				
1- 9	0- 0	0- 0	NON-CONFERENCE	0- 1	0- 1	1- 7				
1- 4	0- 0	0- 0	HOME	0- 0	0- 0	1- 4				
0- 5	0- 0	0- 0	AWAY	0- 1	0- 1	0- 3				
0- 0	0- 0	0- 0	NEUTRAL	0- 0	0- 0	0- 0				
2- 0	0- 0	0- 0	CONFERENCE	0- 0	0- 0	2- 0				
2- 0	0- 0	0- 0	HOME	0- 0	0- 0	2- 0				
0- 0	0- 0	0- 0	AWAY	0- 0	0- 0	0- 0				
0- 0	0- 0	0- 0	NEUTRAL	0- 0	0- 0	0- 0				

RPI S	Opponent	Score	RPI S	Opponent	Score	RPI S	Opponent	Score	RPI S	Opponent	Score
						80	A Boise St.	69 77	133	A BYU	57 71
									151	H Montana	52 63
									163	H Southern Utah	58 71
									240	H UMKC	62 41
									241	A UC Riverside	53 67
									260	H Utah St.	57 49
									272	H Idaho St.	61 88
									283	A UC Santa Barbara	51 59
									300	H Nevada	57 60
									301	A Weber St.	46 72
									347	H Chicago St.	89 58
LAST 10 Division I											
			151	H Montana	52 63	240	H UMKC	62 41			
			272	H Idaho St.	61 88	347	H Chicago St.	89 58			
			80	A Boise St.	69 77	260	H Utah St.	57 49			
			241	A UC Riverside	53 67	301	A Weber St.	46 72			
			300	H Nevada	57 60	133	A BYU	57 71			

Non-Div I Games: Antelope Valley 77 61 Ottawa (AZ) 99 50

Utah Valley

Loss, Non-Conf, S Site, H Home A Away N Neutral

Average RPI Win:	214	WON-LOST	WINNING	LAST 10	STRENGTH OF	OPP. STRENGTH	TEAM	ADJ.	CONF.	ADJ CONF.
Average RPI Loss:	108	RECORD	PCT. RANK	GAMES	SCHEDULE	OF SCHEDULE	RPI	RPI	RPI	RPI
DIV. I ONLY	6- 8	205	4-6	101	173	172	172	12	12	
DIV. I NON-CONF.	5- 8	221	3-6	109	166	204	204	11	11	
TOTALS	RPI 1-25	RPI 26-50	W-L RECORDS	RPI 51-100	RPI 101-150	RPI 150+				
6- 8	0- 0	0- 1	OVERALL	1- 3	0- 2	5- 2				
4- 3	0- 0	0- 0	HOME	1- 1	0- 1	3- 1				
1- 5	0- 0	0- 1	AWAY	0- 2	0- 1	1- 1				
1- 0	0- 0	0- 0	NEUTRAL	0- 0	0- 0	1- 0				
5- 8	0- 0	0- 1	NON-CONFERENCE	1- 3	0- 2	4- 2				
4- 3	0- 0	0- 0	HOME	1- 1	0- 1	3- 1				
0- 5	0- 0	0- 1	AWAY	0- 2	0- 1	0- 1				
1- 0	0- 0	0- 0	NEUTRAL	0- 0	0- 0	1- 0				
1- 0	0- 0	0- 0	CONFERENCE	0- 0	0- 0	1- 0				
0- 0	0- 0	0- 0	HOME	0- 0	0- 0	0- 0				
1- 0	0- 0	0- 0	AWAY	0- 0	0- 0	1- 0				
0- 0	0- 0	0- 0	NEUTRAL	0- 0	0- 0	0- 0				

RPI	S	Opponent	Score	RPI	S	Opponent	Score	RPI	S	Opponent	Score	RPI	S	Opponent	Score	Team's RPI: 172
47	A	Middle Tenn.	63 86	51	H	Old Dominion	62 49	106	A	South Fla.	55 77	130	H	William & Mary	55 69	
				74	A	Seton Hall	33 53	157	A	Southern Miss.	39 51	173	H	Cincinnati	56 58	
				86	H	N.C. A&T	58 69	198	A	Rhode Island	75 54	233	H	East Carolina	53 40	
				93	A	Boston College	52 87	241	H	UC Riverside	67 51	273	H	Appalachian St.	66 38	
								287	N	Omaha	74 66					
LAST 10 Division I																
130	H	William & Mary	55 69	198	A	Rhode Island	75 54									
173	H	Cincinnati	56 58	86	H	N.C. A&T	58 69									
157	A	Southern Miss.	39 51	241	H	UC Riverside	67 51									
287	N	Omaha	74 66	47	A	Middle Tenn.	63 86									
93	A	Boston College	52 87	51	H	Old Dominion	62 49									

Non-Div I Games:

VCU

■ Loss,
 ■ Non-Conf, S Site,
 ■ Home
 ■ Away
 N Neutral

Valparaiso

Through Games Of Jan. 7, 2020

Average RPI Win:	280	WON-LOST	WINNING	LAST 10	STRENGTH OF	OPP. STRENGTH	TEAM	ADJ.	CONF.	ADJ CONF.
Average RPI Loss:	49	RECORD	PCT. RANK	GAMES	SCHEDULE	OF SCHEDULE	RPI	RPI	RPI	RPI
DIV. I ONLY	8- 5	113	7-3	275	131	168	168	7	7	
DIV. I NON-CONF.	8- 3	68	7-1	326	213	155	155	7	7	
TOTALS	RPI 1-25	RPI 26-50	W-L RECORDS	RPI 51-100	RPI 101-150	RPI 150+				
8- 5	0- 3	0- 0	OVERALL	0- 1	0- 1	8- 0				
4- 2	0- 1	0- 0	HOME	0- 1	0- 0	4- 0				
4- 2	0- 1	0- 0	AWAY	0- 0	0- 1	4- 0				
0- 1	0- 1	0- 0	NEUTRAL	0- 0	0- 0	0- 0				
8- 3	0- 2	0- 0	NON-CONFERENCE	0- 0	0- 1	8- 0				
4- 0	0- 0	0- 0	HOME	0- 0	0- 0	4- 0				
4- 2	0- 1	0- 0	AWAY	0- 0	0- 1	4- 0				
0- 1	0- 1	0- 0	NEUTRAL	0- 0	0- 0	0- 0				
0- 2	0- 1	0- 0	CONFERENCE	0- 1	0- 0	0- 0				
0- 2	0- 1	0- 0	HOME	0- 1	0- 0	0- 0				
0- 0	0- 0	0- 0	AWAY	0- 0	0- 0	0- 0				
0- 0	0- 0	0- 0	NEUTRAL	0- 0	0- 0	0- 0				

RPI 1-25				RPI 26-50				RPI 51-100				RPI 101+ Team's RPI: 168			
RPI	S	Opponent	Score	RPI	S	Opponent	Score	RPI	S	Opponent	Score	RPI	S	Opponent	Score
2	H	Missouri St.	68 81					60	H	Southern Ill.	51 67	140	A	North Dakota	63 65
21	A	Northwestern	48 69									159	H	Bowling Green	95 90
24	N	Ohio St.	38 89									205	A	Toledo	61 54
												279	A	Eastern Ill.	78 66
												284	H	Morehead St.	55 53
												306	A	North Dakota St.	66 54
												322	A	Detroit Mercy	77 58
												334	H	UIC	63 37
												347	H	Chicago St.	95 49
LAST 10 Division I															
334	H	UIC	63 37	2	H	Missouri St.	68 81								
322	A	Detroit Mercy	77 58	60	H	Southern Ill.	51 67								
205	A	Toledo	61 54	279	A	Eastern Ill.	78 66								
159	H	Bowling Green	95 90	347	H	Chicago St.	95 49								
21	A	Northwestern	48 69	284	H	Morehead St.	55 53								

Non-Div I Games:

Valparaiso

■ Loss,
■ Non-Conf,
■ S Site,
■ H Home
■ A Away
N Neutral

Vanderbilt

Through Games Of Jan. 7, 2020

Average RPI Win:	193	WON-LOST	WINNING	LAST 10	STRENGTH OF	OPP. STRENGTH	TEAM	ADJ.	CONF.	ADJ CONF.
Average RPI Loss:	64	RECORD	PCT. RANK	GAMES	SCHEDULE	OF SCHEDULE	RPI	RPI	RPI	RPI
DIV. I ONLY	11- 4	62	7-3	67	194	63	63	4	4	
DIV. I NON-CONF.	10- 3	60	6-2	80	216	59	59	4	4	
TOTALS	RPI 1-25	RPI 26-50	W-L RECORDS	RPI 51-100	RPI 101-150	RPI 150+				
11- 4	0- 1	0- 1	OVERALL	3- 1	2- 1	6- 0				
8- 1	0- 1	0- 0	HOME	2- 0	2- 0	4- 0				
2- 1	0- 0	0- 0	AWAY	1- 0	0- 1	1- 0				
1- 2	0- 0	0- 1	NEUTRAL	0- 1	0- 0	1- 0				
10- 3	0- 1	0- 1	NON-CONFERENCE	3- 1	1- 0	6- 0				
7- 1	0- 1	0- 0	HOME	2- 0	1- 0	4- 0				
2- 0	0- 0	0- 0	AWAY	1- 0	0- 0	1- 0				
1- 2	0- 0	0- 1	NEUTRAL	0- 1	0- 0	1- 0				
1- 1	0- 0	0- 0	CONFERENCE	0- 0	1- 1	0- 0				
1- 0	0- 0	0- 0	HOME	0- 0	1- 0	0- 0				
0- 1	0- 0	0- 0	AWAY	0- 0	0- 1	0- 0				
0- 0	0- 0	0- 0	NEUTRAL	0- 0	0- 0	0- 0				

RPI 1-25				RPI 26-50				RPI 51-100				RPI 101+			
RPI	S	Opponent	Score	RPI	S	Opponent	Score	RPI	S	Opponent	Score	RPI	S	Opponent	Score
1	H	UConn	51 64	40	N	Rutgers	56 62	69	A	Washington	76 74	116	H	Auburn	77 55
								72	H	Saint Louis	62 50	141	A	Florida	60 68
								74	N	Seton Hall	65 69	149	H	Columbia	72 51
								85	H	Furman	74 46	187	H	Tennessee Tech	75 61
												245	N	UC Irvine	76 63
												250	H	Eastern Ky.	75 69
												289	H	Radford	80 46
												324	H	Jacksonville St.	88 66
												338	A	Tennessee St.	106 55
LAST 10 Division I															
250	H	Eastern Ky.	75 69	141	A	Florida	60 68								
187	H	Tennessee Tech	75 61	116	H	Auburn	77 55								
74	N	Seton Hall	65 69	149	H	Columbia	72 51								
40	N	Rutgers	56 62	69	A	Washington	76 74								
338	A	Tennessee St.	106 55	245	N	UC Irvine	76 63								

Non-Div I Games:

Vanderbilt

Loss, Non-Conf, S Site, H Home A Away N Neutral

Vermont

Through Games Of Jan. 7, 2020

Average RPI Win:	317	WON-LOST	WINNING	LAST 10	STRENGTH OF	OPP. STRENGTH	TEAM	ADJ.	CONF.	ADJ CONF.
Average RPI Loss:	172	RECORD	PCT. RANK	GAMES	SCHEDULE	OF SCHEDULE	RPI	RPI	RPI	RPI
DIV. I ONLY	5- 8	231	5-5	303	304	292	292	28	28	
DIV. I NON-CONF.	5- 7	205	5-4	293	298	295	295	29	29	
TOTALS	RPI 1-25	RPI 26-50	W-L RECORDS	RPI 51-100	RPI 101-150	RPI 150+				
5- 8	0- 0	0- 1	OVERALL	0- 1	0- 1	5- 5				
4- 2	0- 0	0- 0	HOME	0- 0	0- 1	4- 1				
1- 6	0- 0	0- 1	AWAY	0- 1	0- 0	1- 4				
0- 0	0- 0	0- 0	NEUTRAL	0- 0	0- 0	0- 0				
5- 7	0- 0	0- 1	NON-CONFERENCE	0- 1	0- 1	5- 4				
4- 2	0- 0	0- 0	HOME	0- 0	0- 1	4- 1				
1- 5	0- 0	0- 1	AWAY	0- 1	0- 0	1- 3				
0- 0	0- 0	0- 0	NEUTRAL	0- 0	0- 0	0- 0				
0- 1	0- 0	0- 0	CONFERENCE	0- 0	0- 0	0- 1				
0- 0	0- 0	0- 0	HOME	0- 0	0- 0	0- 0				
0- 1	0- 0	0- 0	AWAY	0- 0	0- 0	0- 1				
0- 0	0- 0	0- 0	NEUTRAL	0- 0	0- 0	0- 0				

RPI S	Opponent	Score	RPI S	Opponent	Score	RPI S	Opponent	Score	RPI S	Opponent	Score	Team's RPI: 292
49	A Minnesota	58 90	95	A Loyola Chicago	76 78	137	H Massachusetts	49 83	193	A Merrimack	53 78	
						197	H Saint Francis (PA)	69 73	198	A Rhode Island	74 77	
						199	A Dartmouth	55 72	278	H Navy	64 56	
						304	A Albany (NY)	49 58	313	H NJIT	65 59	
						318	H Bryant	71 66	330	H Canisius	76 53	
						344	A LIU Brooklyn	73 62				
LAST 10 Division I												
197	H Saint Francis (PA)	69 73	304	A Albany (NY)	49 58							
137	H Massachusetts	49 83	193	A Merrimack	53 78							
198	A Rhode Island	74 77	344	A LIU Brooklyn	73 62							
278	H Navy	64 56	313	H NJIT	65 59							
318	H Bryant	71 66	330	H Canisius	76 53							

Non-Div I Games: Norwich 86 40

Vermont

Loss, Non-Conf, S Site, H Home A Away N Neutral

Average RPI Win:	125	WON-LOST	WINNING	LAST 10	STRENGTH OF	OPP. STRENGTH	TEAM	ADJ.	CONF.	ADJ CONF.
Average RPI Loss:	81	RECORD	PCT. RANK	GAMES	SCHEDULE	OF SCHEDULE	RPI	RPI	RPI	RPI
DIV. I ONLY	8- 6	129	7-3	42	23	53	53	6	6	
DIV. I NON-CONF.	5- 5	163	4-2	85	25	89	89	6	6	
TOTALS	RPI 1-25	RPI 26-50	W-L RECORDS	RPI 51-100	RPI 101-150	RPI 150+				
8- 6	0- 1	0- 1	OVERALL	3- 2	3- 1	2- 1				
3- 3	0- 1	0- 1	HOME	0- 0	2- 1	1- 0				
5- 3	0- 0	0- 0	AWAY	3- 2	1- 0	1- 1				
0- 0	0- 0	0- 0	NEUTRAL	0- 0	0- 0	0- 0				
5- 5	0- 0	0- 1	NON-CONFERENCE	1- 2	2- 1	2- 1				
2- 2	0- 0	0- 1	HOME	0- 0	1- 1	1- 0				
3- 3	0- 0	0- 0	AWAY	1- 2	1- 0	1- 1				
0- 0	0- 0	0- 0	NEUTRAL	0- 0	0- 0	0- 0				
3- 1	0- 1	0- 0	CONFERENCE	2- 0	1- 0	0- 0				
1- 1	0- 1	0- 0	HOME	0- 0	1- 0	0- 0				
2- 0	0- 0	0- 0	AWAY	2- 0	0- 0	0- 0				
0- 0	0- 0	0- 0	NEUTRAL	0- 0	0- 0	0- 0				

RPI 1-25				RPI 26-50				RPI 51-100				RPI 101+			
RPI	S	Opponent	Score	RPI	S	Opponent	Score	RPI	S	Opponent	Score	RPI	S	Opponent	Score
17	H	Creighton	42 58	30	H	James Madison	52 56	61	A	Temple	69 74	119	H	Providence	51 49
								64	A	Georgia	63 58	121	H	Saint Joseph's	60 44
								69	A	St. John's (NY)	67 62	124	A	Fordham	73 66
								71	A	Drexel	52 54	131	H	George Washington	56 68
								74	A	Seton Hall	61 55	175	A	American	54 76
												195	A	La Salle	77 69
												235	H	Manhattan	63 51
LAST 10 Division I															
		61	A	Temple	69	74		69	A	St. John's (NY)	67	62			
		121	H	Saint Joseph's	60	44		74	A	Seton Hall	61	55			
		71	A	Drexel	52	54		17	H	Creighton	42	58			
		64	A	Georgia	63	58		119	H	Providence	51	49			
		235	H	Manhattan	63	51		195	A	La Salle	77	69			

Non-Div I Games:

Villanova

■ Loss,
 ■ Non-Conf, S Site,
 ■ Home
 ■ Away
 N Neutral

Average RPI Win:	132	WON-LOST	WINNING	LAST 10	STRENGTH OF	OPP. STRENGTH	TEAM	ADJ.	CONF.	ADJ CONF.
Average RPI Loss:	39	RECORD	PCT. RANK	GAMES	SCHEDULE	OF SCHEDULE	RPI	RPI	RPI	RPI
DIV. I ONLY	5- 9	239	3-7	1	73	32	32	3	3	
DIV. I NON-CONF.	5- 6	187	3-4	1	49	19	19	2	2	
TOTALS	RPI 1-25	RPI 26-50	W-L RECORDS	RPI 51-100	RPI 101-150	RPI 150+				
5- 9	0- 5	1- 2	OVERALL	2- 0	0- 2	2- 0				
3- 3	0- 2	1- 0	HOME	2- 0	0- 1	0- 0				
2- 5	0- 2	0- 2	AWAY	0- 0	0- 1	2- 0				
0- 1	0- 1	0- 0	NEUTRAL	0- 0	0- 0	0- 0				
5- 6	0- 4	1- 1	NON-CONFERENCE	2- 0	0- 1	2- 0				
3- 2	0- 2	1- 0	HOME	2- 0	0- 0	0- 0				
2- 3	0- 1	0- 1	AWAY	0- 0	0- 1	2- 0				
0- 1	0- 1	0- 0	NEUTRAL	0- 0	0- 0	0- 0				
0- 3	0- 1	0- 1	CONFERENCE	0- 0	0- 1	0- 0				
0- 1	0- 0	0- 0	HOME	0- 0	0- 1	0- 0				
0- 2	0- 1	0- 1	AWAY	0- 0	0- 0	0- 0				
0- 0	0- 0	0- 0	NEUTRAL	0- 0	0- 0	0- 0				

RPI 1-25				RPI 26-50				Team's RPI: 32				RPI 51-100				RPI 101+			
RPI	S	Opponent	Score	RPI	S	Opponent	Score	RPI	S	Opponent	Score	RPI	S	Opponent	Score	RPI	S	Opponent	Score
1	A	UConn	44 83	30	H	James Madison	55 49	51	H	Old Dominion	56 53	105	A	Southern California	49 59				
7	H	UCLA	62 73	31	A	Georgia Tech	51 61	83	H	Bucknell	84 60	112	H	North Carolina	47 65				
13	N	Mississippi St.	59 72	40	A	Rutgers	63 73					242	A	UNLV	63 55				
16	A	NC State	60 80									253	A	CSUN	72 47				
22	H	Kentucky	47 50																
LAST 10 Division I																			
40	A	Rutgers	63 73	16	A	NC State	60 80												
7	H	UCLA	62 73	112	H	North Carolina	47 65												
30	H	James Madison	55 49	31	A	Georgia Tech	51 61												
51	H	Old Dominion	56 53	13	N	Mississippi St.	59 72												
1	A	UConn	44 83	242	A	UNLV	63 55												

Non-Div I Games:

Virginia

■ Loss,
■ Non-Conf,
■ S Site,
■ H Home
■ A Away
N Neutral

Average RPI Win:	150	WON-LOST	WINNING	LAST 10	STRENGTH OF	OPP. STRENGTH	TEAM	ADJ.	CONF.	ADJ CONF.
Average RPI Loss:	31	RECORD	PCT. RANK	GAMES	SCHEDULE	OF SCHEDULE	RPI	RPI	RPI	RPI
DIV. I ONLY	11- 3	41	7-3	26	103	18	18	3	3	
DIV. I NON-CONF.	10- 1	19	6-1	114	98	27	27	2	2	
TOTALS	RPI 1-25	RPI 26-50	W-L RECORDS	RPI 51-100	RPI 101-150	RPI 150+				
11- 3	1- 2	0- 0	OVERALL	1- 1	3- 0	6- 0				
7- 0	1- 0	0- 0	HOME	1- 0	2- 0	3- 0				
1- 2	0- 2	0- 0	AWAY	0- 0	0- 0	1- 0				
3- 1	0- 0	0- 0	NEUTRAL	0- 1	1- 0	2- 0				
10- 1	1- 0	0- 0	NON-CONFERENCE	1- 1	2- 0	6- 0				
6- 0	1- 0	0- 0	HOME	1- 0	1- 0	3- 0				
1- 0	0- 0	0- 0	AWAY	0- 0	0- 0	1- 0				
3- 1	0- 0	0- 0	NEUTRAL	0- 1	1- 0	2- 0				
1- 2	0- 2	0- 0	CONFERENCE	0- 0	1- 0	0- 0				
1- 0	0- 0	0- 0	HOME	0- 0	1- 0	0- 0				
0- 2	0- 2	0- 0	AWAY	0- 0	0- 0	0- 0				
0- 0	0- 0	0- 0	NEUTRAL	0- 0	0- 0	0- 0				

RPI	S	Opponent	Score
12	A	Florida St.	62 86
16	A	NC State	69 76
23	H	Purdue	67 54

RPI	S	Opponent	Score
-----	---	----------	-------

RPI	S	Opponent	Score
64	N	Georgia	72 77
98	H	Liberty	73 69

RPI	S	Opponent	Score
108	N	Belmont	60 58
112	H	North Carolina	76 70
120	H	Davidson	88 68
155	N	Wichita St.	84 63
161	A	George Mason	77 58
183	N	Rice	54 45
197	H	Saint Francis (PA)	105 41
200	H	Gardner-Webb	87 65
293	H	UMES	86 43

LAST 10 Division I

200	H	Gardner-Webb	87 65	112	H	North Carolina	76 70
23	H	Purdue	67 54	16	A	NC State	69 76
64	N	Georgia	72 77	12	A	Florida St.	62 86
108	N	Belmont	60 58	155	N	Wichita St.	84 63
120	H	Davidson	88 68	183	N	Rice	54 45

Non-Div I Games:

Virginia Tech

■ Loss,
 ■ Non-Conf, S Site,
 ■ Home
 ■ Away
 N Neutral

Average RPI Win:	316	WON-LOST	WINNING	LAST 10	STRENGTH OF	OPP. STRENGTH	TEAM	ADJ.	CONF.	ADJ CONF.
Average RPI Loss:	134	RECORD	PCT. RANK	GAMES	SCHEDULE	OF SCHEDULE	RPI	RPI	RPI	RPI
DIV. I ONLY	3- 9	281	3-7	87	333	262	262	30	30	
DIV. I NON-CONF.	3- 7	252	3-5	47	338	208	208	30	30	
TOTALS	RPI 1-25	RPI 26-50	W-L RECORDS	RPI 51-100	RPI 101-150	RPI 150+				
3- 9	0- 1	0- 0	OVERALL	0- 2	0- 2	3- 4				
3- 2	0- 0	0- 0	HOME	0- 1	0- 0	3- 1				
0- 7	0- 1	0- 0	AWAY	0- 1	0- 2	0- 3				
0- 0	0- 0	0- 0	NEUTRAL	0- 0	0- 0	0- 0				
3- 7	0- 1	0- 0	NON-CONFERENCE	0- 2	0- 2	3- 2				
3- 1	0- 0	0- 0	HOME	0- 1	0- 0	3- 0				
0- 6	0- 1	0- 0	AWAY	0- 1	0- 2	0- 2				
0- 0	0- 0	0- 0	NEUTRAL	0- 0	0- 0	0- 0				
0- 2	0- 0	0- 0	CONFERENCE	0- 0	0- 0	0- 2				
0- 1	0- 0	0- 0	HOME	0- 0	0- 0	0- 1				
0- 1	0- 0	0- 0	AWAY	0- 0	0- 0	0- 1				
0- 0	0- 0	0- 0	NEUTRAL	0- 0	0- 0	0- 0				

RPI 1-25				RPI 26-50				RPI 51-100				RPI 101+ Team's RPI: 262			
RPI	S	Opponent	Score	RPI	S	Opponent	Score	RPI	S	Opponent	Score	RPI	S	Opponent	Score
25	A	Maryland	56 119					58	A	Yale	68 87	111	A	Colgate	58 74
								92	H	Stony Brook	45 66	132	A	Rider	63 77
												152	A	Butler	58 74
												178	A	Youngstown St.	42 64
												227	A	Mt. St. Mary's	63 78
												228	H	Sacred Heart	65 79
												308	H	UMBC	67 60
												313	H	NJIT	61 59
												326	H	Saint Peter's	90 89
LAST 10 Division I															
				92	H	Stony Brook	45 66	228	H	Sacred Heart	65 79				
				178	A	Youngstown St.	42 64	227	A	Mt. St. Mary's	63 78				
				313	H	NJIT	61 59	58	A	Yale	68 87				
				308	H	UMBC	67 60	111	A	Colgate	58 74				
				326	H	Saint Peter's	90 89	132	A	Rider	63 77				

Non-Div I Games: Staten Island 81 57

Wagner

■ Loss,
 ■ Non-Conf,
 ■ S Site,
 ■ H Home
 ■ A Away
 N Neutral

Wake Forest

Through Games Of Jan. 7, 2020

Average RPI Win:	152	WON-LOST	WINNING	LAST 10	STRENGTH OF	OPP. STRENGTH	TEAM	ADJ.	CONF.	ADJ CONF.
Average RPI Loss:	93	RECORD	PCT. RANK	GAMES	SCHEDULE	OF SCHEDULE	RPI	RPI	RPI	RPI
DIV. I ONLY	9- 5	94	7-3	75	54	66	66	3	3	
DIV. I NON-CONF.	7- 4	100	5-2	116	169	106	106	2	2	
TOTALS	RPI 1-25	RPI 26-50	W-L RECORDS	RPI 51-100	RPI 101-150	RPI 150+				
9- 5	0- 0	2- 2	OVERALL	0- 2	3- 0	4- 1				
5- 2	0- 0	1- 1	HOME	0- 1	0- 0	4- 0				
2- 3	0- 0	1- 1	AWAY	0- 1	1- 0	0- 1				
2- 0	0- 0	0- 0	NEUTRAL	0- 0	2- 0	0- 0				
7- 4	0- 0	0- 1	NON-CONFERENCE	0- 2	3- 0	4- 1				
4- 2	0- 0	0- 1	HOME	0- 1	0- 0	4- 0				
1- 2	0- 0	0- 0	AWAY	0- 1	1- 0	0- 1				
2- 0	0- 0	0- 0	NEUTRAL	0- 0	2- 0	0- 0				
2- 1	0- 0	2- 1	CONFERENCE	0- 0	0- 0	0- 0				
1- 0	0- 0	1- 0	HOME	0- 0	0- 0	0- 0				
1- 1	0- 0	1- 1	AWAY	0- 0	0- 0	0- 0				
0- 0	0- 0	0- 0	NEUTRAL	0- 0	0- 0	0- 0				

RPI 1-25			RPI 26-50			RPI 51-100			Team's RPI: 66	RPI 101+		
RPI	S	Opponent	Score	RPI	S	Opponent	Score	RPI	S	Opponent	Score	RPI
29	A	Miami (FL)	56 59	29	A	St. John's (NY)	74 82	103	A	Elon	69 57	
31	H	Georgia Tech	65 60	99	H	UNC Greensboro	65 67	125	N	Dayton	78 59	
37	A	Duke	60 58					141	N	Florida	73 68	
46	H	Charlotte	65 77					182	H	Campbell	74 46	
								224	A	ETSU	60 67	
								233	H	East Carolina	76 53	
								236	H	Col. of Charleston	106 50	
								282	H	UNCW	65 55	
LAST 10 Division I												
182	H	Campbell	74 46	31	H	Georgia Tech	65 60					
224	A	ETSU	60 67	37	A	Duke	60 58					
233	H	East Carolina	76 53	29	A	Miami (FL)	56 59					
103	A	Elon	69 57	141	N	Florida	73 68					
69	A	St. John's (NY)	74 82	125	N	Dayton	78 59					

Non-Div I Games:

Wake Forest

■ Loss,
 ■ Non-Conf,
 ■ S Site,
 ■ H Home
 ■ A Away
 N Neutral

Average RPI Win:	167	WON-LOST	WINNING	LAST 10	STRENGTH OF	OPP. STRENGTH	TEAM	ADJ.	CONF.	ADJ CONF.
Average RPI Loss:	90	RECORD	PCT. RANK	GAMES	SCHEDULE	OF SCHEDULE	RPI	RPI	RPI	RPI
DIV. I ONLY	10- 4	66	7-3	108	34	69	69	1	1	
DIV. I NON-CONF.	8- 3	68	5-2	201	60	120	120	1	1	
TOTALS	RPI 1-25	RPI 26-50	W-L RECORDS	RPI 51-100	RPI 101-150	RPI 150+				
10- 4	1- 1	0- 0	OVERALL	2- 1	1- 2	6- 0				
4- 3	0- 0	0- 0	HOME	1- 1	0- 2	3- 0				
3- 1	0- 1	0- 0	AWAY	1- 0	1- 0	1- 0				
3- 0	1- 0	0- 0	NEUTRAL	0- 0	0- 0	2- 0				
8- 3	1- 0	0- 0	NON-CONFERENCE	1- 1	0- 2	6- 0				
4- 3	0- 0	0- 0	HOME	1- 1	0- 2	3- 0				
1- 0	0- 0	0- 0	AWAY	0- 0	0- 0	1- 0				
3- 0	1- 0	0- 0	NEUTRAL	0- 0	0- 0	2- 0				
2- 1	0- 1	0- 0	CONFERENCE	1- 0	1- 0	0- 0				
0- 0	0- 0	0- 0	HOME	0- 0	0- 0	0- 0				
2- 1	0- 1	0- 0	AWAY	1- 0	1- 0	0- 0				
0- 0	0- 0	0- 0	NEUTRAL	0- 0	0- 0	0- 0				

RPI	S	Opponent	Score
5	A	Stanford	56 77
14	N	Iowa	70 63

RPI	S	Opponent	Score
-----	---	----------	-------

RPI	S	Opponent	Score
63	H	Vanderbilt	74 76
77	A	Washington St.	65 56
84	H	CSU Bakersfield	80 49

RPI	S	Opponent	Score
109	A	California	67 64
144	H	Tulane	62 64
147	H	Hawaii	50 62
170	N	Iona	65 34
181	H	San Francisco	73 54
191	N	Howard	75 58
207	A	San Diego	65 47
301	H	Weber St.	94 41
336	H	Seattle U	78 46

LAST 10 Division I

207	A	San Diego	65 47	5	A	Stanford	56 77
147	H	Hawaii	50 62	109	A	California	67 64
14	N	Iowa	70 63	77	A	Washington St.	65 56
191	N	Howard	75 58	63	H	Vanderbilt	74 76
170	N	Iona	65 34	181	H	San Francisco	73 54

Non-Div I Games:

Washington

■ Loss,
 ■ Non-Conf,
 S Site,
 ■ Home
 ■ Away
 N Neutral

Average RPI Win:	197	WON-LOST	WINNING	LAST 10	STRENGTH OF	OPP. STRENGTH	TEAM	ADJ.	CONF.	ADJ CONF.
Average RPI Loss:	23	RECORD	PCT. RANK	GAMES	SCHEDULE	OF SCHEDULE	RPI	RPI	RPI	RPI
DIV. I ONLY	8- 7	163	4-6	38	11	77	77	1	1	
DIV. I NON-CONF.	7- 5	130	3-4	83	15	95	95	1	1	
TOTALS	RPI 1-25	RPI 26-50	W-L RECORDS	RPI 51-100	RPI 101-150	RPI 150+				
8- 7	0- 4	0- 2	OVERALL	1- 1	2- 0	5- 0				
5- 2	0- 1	0- 0	HOME	0- 1	1- 0	4- 0				
2- 2	0- 1	0- 1	AWAY	1- 0	1- 0	0- 0				
1- 3	0- 2	0- 1	NEUTRAL	0- 0	0- 0	1- 0				
7- 5	0- 3	0- 2	NON-CONFERENCE	1- 0	1- 0	5- 0				
5- 1	0- 1	0- 0	HOME	0- 0	1- 0	4- 0				
1- 1	0- 0	0- 1	AWAY	1- 0	0- 0	0- 0				
1- 3	0- 2	0- 1	NEUTRAL	0- 0	0- 0	1- 0				
1- 2	0- 1	0- 0	CONFERENCE	0- 1	1- 0	0- 0				
0- 1	0- 0	0- 0	HOME	0- 1	0- 0	0- 0				
1- 1	0- 1	0- 0	AWAY	0- 0	1- 0	0- 0				
0- 0	0- 0	0- 0	NEUTRAL	0- 0	0- 0	0- 0				

RPI 1-25				RPI 26-50				RPI 51-100				RPI 101+			
RPI	S	Opponent	Score	RPI	S	Opponent	Score	RPI	S	Opponent	Score	RPI	S	Opponent	Score
4	N	South Carolina	53 68	29	A	Miami (FL)	68 74	69	H	Washington	56 65	109	A	California	96 75
5	A	Stanford	58 77	39	N	Baylor	66 89	80	A	Boise St.	80 68	133	H	BYU	67 50
8	H	Gonzaga	53 76									220	N	Southern U.	69 54
10	N	Indiana	44 78									245	H	UC Irvine	87 59
												253	H	CSUN	71 61
												255	H	Pepperdine	85 48
												277	H	Ark.-Pine Bluff	85 56
LAST 10 Division I															
245	H	UC Irvine	87 59	109	A	California	96 75	5	A	Stanford	58 77				
8	H	Gonzaga	53 76	69	H	Washington	56 65	29	A	Miami (FL)	68 74				
277	H	Ark.-Pine Bluff	85 56	220	N	Southern U.	69 54								
10	N	Indiana	44 78												
4	N	South Carolina	53 68												

Non-Div I Games:

Washington St.

■ Loss,
 ■ Non-Conf,
 ■ S Site,
 ■ H Home
 ■ A Away
 N Neutral

Average RPI Win:	292	WON-LOST	WINNING	LAST 10	STRENGTH OF	OPP. STRENGTH	TEAM	ADJ.	CONF.	ADJ CONF.
Average RPI Loss:	169	RECORD	PCT. RANK	GAMES	SCHEDULE	OF SCHEDULE	RPI	RPI	RPI	RPI
DIV. I ONLY	2- 10	318	2-8	242	212	301	301	21	21	
DIV. I NON-CONF.	2- 7	288	2-5	140	229	246	246	19	19	
TOTALS	RPI 1-25	RPI 26-50	W-L RECORDS	RPI 51-100	RPI 101-150	RPI 150+				
2- 10	0- 1	0- 0	OVERALL	0- 2	0- 1	2- 6				
1- 2	0- 0	0- 0	HOME	0- 0	0- 0	1- 2				
1- 8	0- 1	0- 0	AWAY	0- 2	0- 1	1- 4				
0- 0	0- 0	0- 0	NEUTRAL	0- 0	0- 0	0- 0				
2- 7	0- 1	0- 0	NON-CONFERENCE	0- 2	0- 0	2- 4				
1- 1	0- 0	0- 0	HOME	0- 0	0- 0	1- 1				
1- 6	0- 1	0- 0	AWAY	0- 2	0- 0	1- 3				
0- 0	0- 0	0- 0	NEUTRAL	0- 0	0- 0	0- 0				
0- 3	0- 0	0- 0	CONFERENCE	0- 0	0- 1	0- 2				
0- 1	0- 0	0- 0	HOME	0- 0	0- 0	0- 1				
0- 2	0- 0	0- 0	AWAY	0- 0	0- 1	0- 1				
0- 0	0- 0	0- 0	NEUTRAL	0- 0	0- 0	0- 0				

RPI 1-25				RPI 26-50				RPI 51-100				RPI 101+ Team's RPI: 301			
RPI	S	Opponent	Score	RPI	S	Opponent	Score	RPI	S	Opponent	Score	RPI	S	Opponent	Score
7	A	UCLA	45 85					69	A	Washington	41 94	126	A	Idaho	50 70
								94	A	Pacific	53 76	160	H	Portland	59 78
												165	A	Utah	46 75
												226	A	UTEP	51 70
												241	A	UC Riverside	64 54
												246	H	Northern Ariz.	82 88
												297	A	Eastern Wash.	53 63
												302	A	New Mexico St.	47 77
												343	H	Utah Valley	72 46
LAST 10 Division I															
302	A	New Mexico St.	47 77	246	H	Northern Ariz.	82 88								
226	A	UTEP	51 70	126	A	Idaho	50 70								
241	A	UC Riverside	64 54	297	A	Eastern Wash.	53 63								
94	A	Pacific	53 76	165	A	Utah	46 75								
69	A	Washington	41 94	343	H	Utah Valley	72 46								

Non-Div I Games:

Weber St.

West Virginia

Through Games Of Jan. 7, 2020

Average RPI Win:	182	WON-LOST	WINNING	LAST 10	STRENGTH OF	OPP. STRENGTH	TEAM	ADJ.	CONF.	ADJ CONF.
Average RPI Loss:	17	RECORD	PCT. RANK	GAMES	SCHEDULE	OF SCHEDULE	RPI	RPI	RPI	RPI
DIV. I ONLY	11- 1	15	9-1	163	78	35	35	5	5	
DIV. I NON-CONF.	10- 1	19	8-1	170	76	34	34	5	5	
TOTALS	RPI 1-25	RPI 26-50	W-L RECORDS	RPI 51-100	RPI 101-150	RPI 150+				
11- 1	1- 1	0- 0	OVERALL	2- 0	1- 0	7- 0				
5- 0	0- 0	0- 0	HOME	0- 0	1- 0	4- 0				
2- 0	1- 0	0- 0	AWAY	0- 0	0- 0	1- 0				
4- 1	0- 1	0- 0	NEUTRAL	2- 0	0- 0	2- 0				
10- 1	1- 1	0- 0	NON-CONFERENCE	2- 0	1- 0	6- 0				
5- 0	0- 0	0- 0	HOME	0- 0	1- 0	4- 0				
1- 0	1- 0	0- 0	AWAY	0- 0	0- 0	0- 0				
4- 1	0- 1	0- 0	NEUTRAL	2- 0	0- 0	2- 0				
1- 0	0- 0	0- 0	CONFERENCE	0- 0	0- 0	1- 0				
0- 0	0- 0	0- 0	HOME	0- 0	0- 0	0- 0				
1- 0	0- 0	0- 0	AWAY	0- 0	0- 0	1- 0				
0- 0	0- 0	0- 0	NEUTRAL	0- 0	0- 0	0- 0				

RPI 1-25				RPI 26-50				Team's RPI: 35				RPI 51-100				RPI 101+			
RPI	S	Opponent	Score	RPI	S	Opponent	Score					RPI	S	Opponent	Score	RPI	S	Opponent	Score
13	A	Mississippi St.	71 65									54	N	Syracuse	71 69	145	H	Cornell	68 62
17	N	Creighton	75 82									88	N	Michigan St.	63 57	184	N	New Mexico	73 60
																186	N	Norfolk St.	72 55
																197	H	Saint Francis (PA)	74 45
																206	A	Kansas St.	74 63
																289	H	Radford	74 37
																303	H	Presbyterian	56 40
																340	H	Coppin St.	82 47
LAST 10 Division I																			
13	A	Mississippi St.	71 65	206	A	Kansas St.	74 63												
184	N	New Mexico	73 60	145	H	Cornell	68 62												
17	N	Creighton	75 82	54	N	Syracuse	71 69												
340	H	Coppin St.	82 47	88	N	Michigan St.	63 57												
289	H	Radford	74 37	186	N	Norfolk St.	72 55												

Non-Div I Games:

West Virginia

■ Loss,
■ Non-Conf, S Site,
■ Home
■ Away
N Neutral

WON-LOST				STRENGTH OF						
Average RPI Win:	342	WON-LOST	WINNING	LAST 10	SCHEDULE	OPP. STRENGTH	TEAM	ADJ.	CONF.	ADJ CONF.
Average RPI Loss:	186	RECORD	PCT. RANK	GAMES		OF SCHEDULE	RPI	RPI	RPI	RPI
DIV. I ONLY	1- 12	339	1-9	141	351	328	328	19	19	
DIV. I NON-CONF.	1- 12	335	1-9	150	350	330	330	20	20	
TOTALS	RPI 1-25		RPI 26-50	W-L RECORDS		RPI 51-100	RPI 101-150		RPI 150+	
1- 12	0- 0		0- 0	OVERALL		0- 0	0- 4		1- 8	
1- 6	0- 0		0- 0	HOME		0- 0	0- 1		1- 5	
0- 6	0- 0		0- 0	AWAY		0- 0	0- 3		0- 3	
0- 0	0- 0		0- 0	NEUTRAL		0- 0	0- 0		0- 0	
1- 12	0- 0		0- 0	NON-CONFERENCE		0- 0	0- 4		1- 8	
1- 6	0- 0		0- 0	HOME		0- 0	0- 1		1- 5	
0- 6	0- 0		0- 0	AWAY		0- 0	0- 3		0- 3	
0- 0	0- 0		0- 0	NEUTRAL		0- 0	0- 0		0- 0	
0- 0	0- 0		0- 0	CONFERENCE		0- 0	0- 0		0- 0	
0- 0	0- 0		0- 0	HOME		0- 0	0- 0		0- 0	
0- 0	0- 0		0- 0	AWAY		0- 0	0- 0		0- 0	
0- 0	0- 0		0- 0	NEUTRAL		0- 0	0- 0		0- 0	

RPI 1-25				RPI 26-50				RPI 51-100				RPI 101+				Team's RPI: 328	
RPI	S	Opponent	Score	RPI	S	Opponent	Score	RPI	S	Opponent	Score	RPI	S	Opponent	Score		
												103	A	Elon	24	68	
												112	A	North Carolina	55	92	
												120	A	Davidson	51	101	
												129	H	Coastal Caro.	43	66	
												169	H	Cleveland St.	61	68	
												182	H	Campbell	40	61	
												187	H	Tennessee Tech	58	62	
												200	A	Gardner-Webb	62	88	
												212	H	UNC Asheville	47	64	
												236	A	Col. of Charleston	62	73	
												257	H	Winthrop	60	63	
												329	A	USC Upstate	62	70	
												342	H	Charleston So.	69	64	
EAST 10 Division I																	
				200	A	Gardner-Webb	62	88	236	A	Col. of Charleston	62	73				
				129	H	Coastal Caro.	43	66	257	H	Winthrop	60	63				
				120	A	Davidson	51	101	187	H	Tennessee Tech	58	62				
				212	H	UNC Asheville	47	64	169	H	Cleveland St.	61	68				
				182	H	Campbell	40	61	342	H	Charleston So.	69	64				

Non-Div I Games:	Southern Wesleyan	70	37	UVa-Wise	64	55
------------------	-------------------	----	----	----------	----	----

Western Caro.

Loss, Non-Conf, S Site, H Home A Away N Neutral

Average RPI Win:	266	WON-LOST	WINNING	LAST 10	STRENGTH OF	OPP. STRENGTH	TEAM	ADJ.	CONF.	ADJ CONF.
Average RPI Loss:	102	RECORD	PCT. RANK	GAMES	SCHEDULE	OF SCHEDULE	RPI	RPI	RPI	RPI
DIV. I ONLY	4- 9	260	3-7	151	198	229	229	17	17	
DIV. I NON-CONF.	3- 7	252	2-5	162	209	243	243	18	18	
TOTALS	RPI 1-25	RPI 26-50	W-L RECORDS	RPI 51-100	RPI 101-150	RPI 150+				
4- 9	0- 1	0- 2	OVERALL	0- 3	1- 1	3- 2				
2- 2	0- 0	0- 1	HOME	0- 0	1- 1	1- 0				
2- 5	0- 1	0- 1	AWAY	0- 2	0- 0	2- 1				
0- 2	0- 0	0- 0	NEUTRAL	0- 1	0- 0	0- 1				
3- 7	0- 1	0- 1	NON-CONFERENCE	0- 2	1- 1	2- 2				
2- 1	0- 0	0- 0	HOME	0- 0	1- 1	1- 0				
1- 4	0- 1	0- 1	AWAY	0- 1	0- 0	1- 1				
0- 2	0- 0	0- 0	NEUTRAL	0- 1	0- 0	0- 1				
1- 2	0- 0	0- 1	CONFERENCE	0- 1	0- 0	1- 0				
0- 1	0- 0	0- 1	HOME	0- 0	0- 0	0- 0				
1- 1	0- 0	0- 0	AWAY	0- 1	0- 0	1- 0				
0- 0	0- 0	0- 0	NEUTRAL	0- 0	0- 0	0- 0				

RPI 1-25				RPI 26-50				RPI 51-100				RPI 101+				Team's RPI: 229
RPI	S	Opponent	Score	RPI	S	Opponent	Score	RPI	S	Opponent	Score	RPI	S	Opponent	Score	
23	A	Purdue	59 66	27	A	Drake	75 94	60	N	Southern Ill.	65 79	136	H	Bradley	49 84	
				38	H	South Dakota	65 96	82	A	Illinois St.	65 78	138	H	Southeast Mo. St.	97 91	
								100	A	South Dakota St.	45 75	176	A	Missouri	89 97	
												271	H	Indiana St.	83 72	
												279	N	Eastern Ill.	52 60	
												306	A	North Dakota St.	79 78	
												347	A	Chicago St.	88 78	
LAST 10 Division I																
138	H	Southeast Mo. St.	97 91	100	A	South Dakota St.	45 75	306	A	North Dakota St.	79 78	38	H	South Dakota	65 96	
347	A	Chicago St.	88 78	279	N	Eastern Ill.	52 60	60	N	Southern Ill.	65 79					
82	A	Illinois St.	65 78													
27	A	Drake	75 94													
136	H	Bradley	49 84													

Non-Div I Games: Culver-Stockton 82 76 Ill.-Springfield 91 51 Mo. Baptist 90 69

Western Ill.

Average RPI Win:	144	WON-LOST	WINNING	LAST 10	STRENGTH OF	OPP. STRENGTH	TEAM	ADJ.	CONF.	ADJ CONF.
Average RPI Loss:	112	RECORD	PCT. RANK	GAMES	SCHEDULE	OF SCHEDULE	RPI	RPI	RPI	RPI
DIV. I ONLY	8- 5	113	6-4	117	20	57	57	13	13	
DIV. I NON-CONF.	8- 3	68	6-2	106	7	29	29	16	16	
TOTALS	RPI 1-25	RPI 26-50	W-L RECORDS	RPI 51-100	RPI 101-150	RPI 150+				
8- 5	0- 2	1- 0	OVERALL	2- 0	2- 1	3- 2				
4- 0	0- 0	1- 0	HOME	1- 0	1- 0	1- 0				
3- 5	0- 2	0- 0	AWAY	1- 0	1- 1	1- 2				
1- 0	0- 0	0- 0	NEUTRAL	0- 0	0- 0	1- 0				
8- 3	0- 2	1- 0	NON-CONFERENCE	2- 0	2- 1	3- 0				
4- 0	0- 0	1- 0	HOME	1- 0	1- 0	1- 0				
3- 3	0- 2	0- 0	AWAY	1- 0	1- 1	1- 0				
1- 0	0- 0	0- 0	NEUTRAL	0- 0	0- 0	1- 0				
0- 2	0- 0	0- 0	CONFERENCE	0- 0	0- 0	0- 2				
0- 0	0- 0	0- 0	HOME	0- 0	0- 0	0- 0				
0- 2	0- 0	0- 0	AWAY	0- 0	0- 0	0- 2				
0- 0	0- 0	0- 0	NEUTRAL	0- 0	0- 0	0- 0				

RPI 1-25				RPI 26-50				RPI 51-100 Team's RPI: 57				RPI 101+			
RPI	S	Opponent	Score	RPI	S	Opponent	Score	RPI	S	Opponent	Score	RPI	S	Opponent	Score
3	A	Louisville	56 75	41	H	Central Mich.	93 58	55	H	Oklahoma	74 63	108	H	Belmont	77 46
23	A	Purdue	50 67					89	A	Ball St.	91 86	122	A	Saint Mary's (CA)	73 80
												150	A	Samford	88 84
												180	H	Little Rock	77 58
												183	A	Rice	65 73
												217	N	Tulsa	76 63
												231	A	North Texas	54 61
												310	A	Mercer	75 62
LAST 10 Division I															
		55	H	Oklahoma	74	63		183	A	Rice	65	73			
		122	A	Saint Mary's (CA)	73	80		231	A	North Texas	54	61			
		217	N	Tulsa	76	63		23	A	Purdue	50	67			
		180	H	Little Rock	77	58		150	A	Samford	88	84			
		41	H	Central Mich.	93	58		89	A	Ball St.	91	86			

Non-Div I Games:

Western Ky.

Average RPI Win:	270	WON-LOST	WINNING	LAST 10	STRENGTH OF	OPP. STRENGTH	TEAM	ADJ.	CONF.	ADJ CONF.
Average RPI Loss:	133	RECORD	PCT. RANK	GAMES	SCHEDULE	OF SCHEDULE	RPI	RPI	RPI	RPI
DIV. I ONLY	7- 4	105	7-3	237	291	154	154	10	10	
DIV. I NON-CONF.	6- 4	122	6-3	232	305	163	163	10	10	
TOTALS	RPI 1-25	RPI 26-50	W-L RECORDS	RPI 51-100	RPI 101-150	RPI 150+				
7- 4	0- 0	0- 1	OVERALL	1- 1	0- 0	6- 2				
3- 1	0- 0	0- 0	HOME	0- 0	0- 0	3- 1				
2- 2	0- 0	0- 1	AWAY	1- 0	0- 0	1- 1				
2- 1	0- 0	0- 0	NEUTRAL	0- 1	0- 0	2- 0				
6- 4	0- 0	0- 1	NON-CONFERENCE	1- 1	0- 0	5- 2				
2- 1	0- 0	0- 0	HOME	0- 0	0- 0	2- 1				
2- 2	0- 0	0- 1	AWAY	1- 0	0- 0	1- 1				
2- 1	0- 0	0- 0	NEUTRAL	0- 1	0- 0	2- 0				
1- 0	0- 0	0- 0	CONFERENCE	0- 0	0- 0	1- 0				
1- 0	0- 0	0- 0	HOME	0- 0	0- 0	1- 0				
0- 0	0- 0	0- 0	AWAY	0- 0	0- 0	0- 0				
0- 0	0- 0	0- 0	NEUTRAL	0- 0	0- 0	0- 0				

RPI S	Opponent	Score	RPI S	Opponent	Score	RPI S	Opponent	Score	RPI S	Opponent	Score	Team's RPI: 154
			43 A	Michigan	55 76	92 N	Stony Brook	47 50	171 H	Fla. Atlantic	79 80	
						95 A	Loyola Chicago	70 60	205 H	Toledo	84 72	
									226 A	UTEP	46 76	
									286 N	Denver	79 70	
									302 N	New Mexico St.	79 76	
									322 H	Detroit Mercy	82 67	
									334 A	UIC	80 52	
									347 H	Chicago St.	90 69	
LAST 10 Division I												
			334 A	UIC	80 52	205 H	Toledo	84 72				
			302 N	New Mexico St.	79 76	95 A	Loyola Chicago	70 60				
			226 A	UTEP	46 76	92 N	Stony Brook	47 50				
			171 H	Fla. Atlantic	79 80	286 N	Denver	79 70				
			322 H	Detroit Mercy	82 67	347 H	Chicago St.	90 69				

Non-Div I Games: Kentucky St. 80 41

Western Mich.

Average RPI Win:	213	WON-LOST	WINNING	LAST 10	STRENGTH OF	OPP. STRENGTH	TEAM	ADJ.	CONF.	ADJ CONF.
Average RPI Loss:	69	RECORD	PCT. RANK	GAMES	SCHEDULE	OF SCHEDULE	RPI	RPI	RPI	RPI
DIV. I ONLY	8- 7	163	5-5	195	12	155	155	8	8	
DIV. I NON-CONF.	8- 5	117	5-3	236	21	140	140	8	8	
TOTALS	RPI 1-25	RPI 26-50	W-L RECORDS	RPI 51-100	RPI 101-150	RPI 150+				
8- 7	0- 4	0- 1	OVERALL	1- 0	1- 1	6- 1				
6- 2	0- 0	0- 1	HOME	1- 0	0- 1	5- 0				
1- 4	0- 3	0- 0	AWAY	0- 0	0- 0	1- 1				
1- 1	0- 1	0- 0	NEUTRAL	0- 0	1- 0	0- 0				
8- 5	0- 3	0- 1	NON-CONFERENCE	1- 0	1- 0	6- 1				
6- 1	0- 0	0- 1	HOME	1- 0	0- 0	5- 0				
1- 3	0- 2	0- 0	AWAY	0- 0	0- 0	1- 1				
1- 1	0- 1	0- 0	NEUTRAL	0- 0	1- 0	0- 0				
0- 2	0- 1	0- 0	CONFERENCE	0- 0	0- 1	0- 0				
0- 1	0- 0	0- 0	HOME	0- 0	0- 1	0- 0				
0- 1	0- 1	0- 0	AWAY	0- 0	0- 0	0- 0				
0- 0	0- 0	0- 0	NEUTRAL	0- 0	0- 0	0- 0				

RPI	S	Opponent	Score
1	A	UConn	55 83
2	A	Missouri St.	55 68
17	A	Creighton	46 56
18	N	Virginia Tech	63 84

RPI	S	Opponent	Score
45	H	UNI	50 61

RPI	S	Opponent	Score
55	H	Oklahoma	88 83

RPI	S	Opponent	Score	Team's RPI: 155
114	N	Montana St.	66 64	
144	H	Tulane	56 61	
201	H	Eastern Mich.	63 52	
219	A	Louisiana Tech	88 80	
220	H	Southern U.	69 63	
258	A	Oral Roberts	66 79	
277	H	Ark.-Pine Bluff	100 50	
309	H	Houston Baptist	59 42	
312	H	Grambling	77 65	

LAST 10 Division I

277	H	Ark.-Pine Bluff	100 50	144	H	Tulane	56 61
17	A	Creighton	46 56	1	A	UConn	55 83
201	H	Eastern Mich.	63 52	312	H	Grambling	77 65
2	A	Missouri St.	55 68	18	N	Virginia Tech	63 84
55	H	Oklahoma	88 83	114	N	Montana St.	66 64

Non-Div I Games:

Wichita St.

William & Mary

Through Games Of Jan. 7, 2020

Average RPI Win:	242	WON-LOST	WINNING	LAST 10	STRENGTH OF	OPP. STRENGTH	TEAM	ADJ.	CONF.	ADJ CONF.
Average RPI Loss:	65	RECORD	PCT. RANK	GAMES	SCHEDULE	OF SCHEDULE	RPI	RPI	RPI	RPI
DIV. I ONLY	10- 3	51	7-3	321	83	130	130	15	15	
DIV. I NON-CONF.	9- 2	40	6-2	339	93	148	148	15	15	
TOTALS	RPI 1-25	RPI 26-50	W-L RECORDS	RPI 51-100	RPI 101-150	RPI 150+				
10- 3	0- 0	0- 1	OVERALL	0- 1	1- 1	9- 0				
4- 1	0- 0	0- 0	HOME	0- 1	0- 0	4- 0				
6- 2	0- 0	0- 1	AWAY	0- 0	1- 1	5- 0				
0- 0	0- 0	0- 0	NEUTRAL	0- 0	0- 0	0- 0				
9- 2	0- 0	0- 0	NON-CONFERENCE	0- 1	1- 1	8- 0				
4- 1	0- 0	0- 0	HOME	0- 1	0- 0	4- 0				
5- 1	0- 0	0- 0	AWAY	0- 0	1- 1	4- 0				
0- 0	0- 0	0- 0	NEUTRAL	0- 0	0- 0	0- 0				
1- 1	0- 0	0- 1	CONFERENCE	0- 0	0- 0	1- 0				
0- 0	0- 0	0- 0	HOME	0- 0	0- 0	0- 0				
1- 1	0- 0	0- 1	AWAY	0- 0	0- 0	1- 0				
0- 0	0- 0	0- 0	NEUTRAL	0- 0	0- 0	0- 0				

RPI S	Opponent	Score	RPI S	Opponent	Score	RPI S	Opponent	Score	RPI S	Opponent	Score	Team's RPI: 130
30	A James Madison	70 84	51	H Old Dominion	58 69	113	A Richmond	73 76	131	A George Washington	63 51	
						172	A VCU	69 55	186	H Norfolk St.	65 56	
						233	A East Carolina	78 68	237	A Delaware St.	73 52	
						252	A Towson	83 75	264	A Army West Point	77 65	
						293	H UMES	78 50	308	H UMBC	76 48	
						341	H Hartford	61 44				
LAST 10 Division I												
51	H Old Dominion	58 69	252	A Towson	83 75							
237	A Delaware St.	73 52	30	A James Madison	70 84							
341	H Hartford	61 44	131	A George Washington	63 51							
308	H UMBC	76 48	186	H Norfolk St.	65 56							
113	A Richmond	73 76	172	A VCU	69 55							

Non-Div I Games:

William & Mary

Loss, Non-Conf, S Site, H Home A Away N Neutral

Winthrop

Through Games Of Jan. 7, 2020

Average RPI Win:	274	WON-LOST	WINNING	LAST 10	STRENGTH OF	OPP. STRENGTH	TEAM	ADJ.	CONF.	ADJ CONF.
Average RPI Loss:	174	RECORD	PCT. RANK	GAMES	SCHEDULE	OF SCHEDULE	RPI	RPI	RPI	RPI
DIV. I ONLY	5- 7	213	4-6	288	239	257	257	27	27	
DIV. I NON-CONF.	3- 6	235	2-5	308	208	296	296	27	27	
TOTALS	RPI 1-25	RPI 26-50	W-L RECORDS	RPI 51-100	RPI 101-150	RPI 150+				
5- 7	0- 1	0- 0	OVERALL	0- 1	0- 0	5- 5				
2- 3	0- 0	0- 0	HOME	0- 0	0- 0	2- 3				
3- 3	0- 1	0- 0	AWAY	0- 1	0- 0	3- 1				
0- 1	0- 0	0- 0	NEUTRAL	0- 0	0- 0	0- 1				
3- 6	0- 1	0- 0	NON-CONFERENCE	0- 1	0- 0	3- 4				
0- 3	0- 0	0- 0	HOME	0- 0	0- 0	0- 3				
3- 2	0- 1	0- 0	AWAY	0- 1	0- 0	3- 0				
0- 1	0- 0	0- 0	NEUTRAL	0- 0	0- 0	0- 1				
2- 1	0- 0	0- 0	CONFERENCE	0- 0	0- 0	2- 1				
2- 0	0- 0	0- 0	HOME	0- 0	0- 0	2- 0				
0- 1	0- 0	0- 0	AWAY	0- 0	0- 0	0- 1				
0- 0	0- 0	0- 0	NEUTRAL	0- 0	0- 0	0- 0				

RPI 1-25				RPI 26-50				RPI 51-100				RPI 101+ Team's RPI: 257			
RPI	S	Opponent	Score	RPI	S	Opponent	Score	RPI	S	Opponent	Score	RPI	S	Opponent	Score
22	A	Kentucky	36 91					51	A	Old Dominion	44 68	156	H	Hampton	72 66
												170	H	Iona	61 68
												200	A	Gardner-Webb	59 71
												236	H	Col. of Charleston	73 84
												266	N	Wofford	59 60
												274	H	Ga. Southern	47 91
												282	A	UNCW	75 63
												288	H	High Point	69 63
												314	A	N.C. Central	56 46
												328	A	Western Caro.	63 60
LAST 10 Division I															
22	A	Kentucky	36 91	200	A	Gardner-Webb	59 71								
236	H	Col. of Charleston	73 84	288	H	High Point	69 63								
274	H	Ga. Southern	47 91	156	H	Hampton	72 66								
266	N	Wofford	59 60	328	A	Western Caro.	63 60								
51	A	Old Dominion	44 68	282	A	UNCW	75 63								

Non-Div I Games:

Winthrop

■ Loss,
 ■ Non-Conf,
 ■ S Site,
 ■ H Home
 ■ A Away
 N Neutral

Average RPI Win:	227	WON-LOST	WINNING	LAST 10	STRENGTH OF	OPP. STRENGTH	TEAM	ADJ.	CONF.	ADJ CONF.
Average RPI Loss:	33	RECORD	PCT. RANK	GAMES	SCHEDULE	OF SCHEDULE	RPI	RPI	RPI	RPI
DIV. I ONLY	9- 5	94	6-4	144	92	110	110	2	2	
DIV. I NON-CONF.	8- 3	68	5-2	224	125	96	96	3	3	
TOTALS	RPI 1-25	RPI 26-50	W-L RECORDS	RPI 51-100	RPI 101-150	RPI 150+				
9- 5	0- 1	0- 4	OVERALL	2- 0	0- 0	7- 0				
7- 1	0- 0	0- 1	HOME	1- 0	0- 0	6- 0				
1- 3	0- 1	0- 2	AWAY	0- 0	0- 0	1- 0				
1- 1	0- 0	0- 1	NEUTRAL	1- 0	0- 0	0- 0				
8- 3	0- 0	0- 3	NON-CONFERENCE	2- 0	0- 0	6- 0				
6- 0	0- 0	0- 0	HOME	1- 0	0- 0	5- 0				
1- 2	0- 0	0- 2	AWAY	0- 0	0- 0	1- 0				
1- 1	0- 0	0- 1	NEUTRAL	1- 0	0- 0	0- 0				
1- 2	0- 1	0- 1	CONFERENCE	0- 0	0- 0	1- 0				
1- 1	0- 0	0- 1	HOME	0- 0	0- 0	1- 0				
0- 1	0- 1	0- 0	AWAY	0- 0	0- 0	0- 0				
0- 0	0- 0	0- 0	NEUTRAL	0- 0	0- 0	0- 0				

RPI	S	Opponent	Score	RPI	S	Opponent	Score	RPI	S	Opponent	Score	RPI	S	Opponent	Score	Team's RPI: 110
23	A	Purdue	61 72	28	A	Colorado	57 74	73	H	North Florida	75 62	203	H	Penn St.	71 65	
				31	A	Georgia Tech	41 60	89	N	Ball St.	67 56	239	H	Milwaukee	71 40	
				40	H	Rutgers	61 64					266	H	Wofford	78 65	
				44	N	Arkansas	64 68					279	H	Eastern Ill.	63 55	
												281	H	Alabama St.	85 67	
												306	A	North Dakota St.	64 63	
												306	H	Prairie View	68 42	
LAST 10 Division I																
306	A	North Dakota St.	64 63	203	H	Penn St.	71 65									
31	A	Georgia Tech	41 60	23	A	Purdue	61 72									
44	N	Arkansas	64 68	40	H	Rutgers	61 64									
89	N	Ball St.	67 56	306	H	Prairie View	68 42									
279	H	Eastern Ill.	63 55	281	H	Alabama St.	85 67									

Non-Div I Games:

Wisconsin

Average RPI Win:	254	WON-LOST	WINNING	LAST 10	STRENGTH OF	OPP. STRENGTH	TEAM	ADJ.	CONF.	ADJ CONF.
Average RPI Loss:	170	RECORD	PCT. RANK	GAMES	SCHEDULE	OF SCHEDULE	RPI	RPI	RPI	RPI
DIV. I ONLY	4- 8	243	4-6	148	330	266	266	19	19	
DIV. I NON-CONF.	4- 8	235	4-6	158	331	268	268	20	20	
TOTALS	RPI 1-25	RPI 26-50	W-L RECORDS	RPI 51-100	RPI 101-150	RPI 150+				
4- 8	0- 0	0- 1	OVERALL	0- 0	0- 3	4- 4				
3- 3	0- 0	0- 0	HOME	0- 0	0- 1	3- 2				
0- 5	0- 0	0- 1	AWAY	0- 0	0- 2	0- 2				
1- 0	0- 0	0- 0	NEUTRAL	0- 0	0- 0	1- 0				
4- 8	0- 0	0- 1	NON-CONFERENCE	0- 0	0- 3	4- 4				
3- 3	0- 0	0- 0	HOME	0- 0	0- 1	3- 2				
0- 5	0- 0	0- 1	AWAY	0- 0	0- 2	0- 2				
1- 0	0- 0	0- 0	NEUTRAL	0- 0	0- 0	1- 0				
0- 0	0- 0	0- 0	CONFERENCE	0- 0	0- 0	0- 0				
0- 0	0- 0	0- 0	HOME	0- 0	0- 0	0- 0				
0- 0	0- 0	0- 0	AWAY	0- 0	0- 0	0- 0				
0- 0	0- 0	0- 0	NEUTRAL	0- 0	0- 0	0- 0				

RPI 1-25			RPI 26-50			RPI 51-100			RPI 101+			Team's RPI: 266
RPI	S	Opponent	Score	RPI	S	Opponent	Score	RPI	S	Opponent	Score	
				42	A	Kansas	64 83					
								110	A	Wisconsin	65 78	
								116	A	Auburn	82 84	
								129	H	Coastal Caro.	73 78	
								200	A	Gardner-Webb	53 67	
								212	H	UNC Asheville	75 38	
								216	A	Northern Ky.	72 80	
								243	H	Longwood	79 76	
								257	N	Winthrop	60 59	
								273	H	Appalachian St.	51 54	
								274	H	Ga. Southern	57 70	
								303	H	Presbyterian	67 60	
LAST 10 Division I												
303	H	Presbyterian	67 60	42	A	Kansas	64 83					
257	N	Winthrop	60 59	216	A	Northern Ky.	72 80					
243	H	Longwood	79 76	212	H	UNC Asheville	75 38					
129	H	Coastal Caro.	73 78	273	H	Appalachian St.	51 54					
200	A	Gardner-Webb	53 67	274	H	Ga. Southern	57 70					

Non-Div I Games: Brevard 82 34 Erskine 100 38 UNKNOWN 89 38

Wofford

Average RPI Win:	183	WON-LOST	WINNING	LAST 10	STRENGTH OF	OPP. STRENGTH	TEAM	ADJ.	CONF.	ADJ CONF.
Average RPI Loss:	127	RECORD	PCT. RANK	GAMES	SCHEDULE	OF SCHEDULE	RPI	RPI	RPI	RPI
DIV. I ONLY	7- 7	170	5-5	123	112	128	128	18	18	
DIV. I NON-CONF.	4- 6	212	2-4	133	71	152	152	17	17	
TOTALS	RPI 1-25	RPI 26-50	W-L RECORDS	RPI 51-100	RPI 101-150	RPI 150+				
7- 7	0- 0	0- 1	OVERALL	1- 3	1- 1	5- 2				
3- 1	0- 0	0- 0	HOME	1- 1	0- 0	2- 0				
3- 4	0- 0	0- 0	AWAY	0- 2	1- 1	2- 1				
1- 2	0- 0	0- 1	NEUTRAL	0- 0	0- 0	1- 1				
4- 6	0- 0	0- 1	NON-CONFERENCE	1- 3	0- 1	3- 1				
1- 1	0- 0	0- 0	HOME	1- 1	0- 0	0- 0				
2- 3	0- 0	0- 0	AWAY	0- 2	0- 1	2- 0				
1- 2	0- 0	0- 1	NEUTRAL	0- 0	0- 0	1- 1				
3- 1	0- 0	0- 0	CONFERENCE	0- 0	1- 0	2- 1				
2- 0	0- 0	0- 0	HOME	0- 0	0- 0	2- 0				
1- 1	0- 0	0- 0	AWAY	0- 0	1- 0	0- 1				
0- 0	0- 0	0- 0	NEUTRAL	0- 0	0- 0	0- 0				

RPI S	Opponent	Score	RPI S	Opponent	Score	RPI S	Opponent	Score	RPI S	Opponent	Score	Team's RPI: 128
42 N	Kansas	63 74	56 A	UCF	53 69	118 A	UT Arlington	62 68	142 A	Green Bay	70 58	
			75 H	Abilene Christian	64 83	169 H	Cleveland St.	78 62	178 H	Youngstown St.	91 41	
			81 A	Iowa St.	71 79	194 A	SMU	69 61	239 A	Milwaukee	58 60	
			84 H	CSU Bakersfield	65 60	248 A	Xavier	86 74	267 N	Loyola Maryland	66 51	
						275 N	St. Bonaventure	56 57				
LAST 10 Division I												
275 N	St. Bonaventure	56 57	178 H	Youngstown St.	91 41							
81 A	Iowa St.	71 79	169 H	Cleveland St.	78 62							
194 A	SMU	69 61	142 A	Green Bay	70 58							
118 A	UT Arlington	62 68	239 A	Milwaukee	58 60							
267 N	Loyola Maryland	66 51	56 A	UCF	53 69							

Non-Div I Games: Marian (IN) 64 60

Wright St.

■ Loss,
 ■ Non-Conf,
 ■ S Site,
 ■ H Home
 ■ A Away
 N Neutral

Average RPI Win:	227	WON-LOST	WINNING	LAST 10	STRENGTH OF	OPP. STRENGTH	TEAM	ADJ.	CONF.	ADJ CONF.
Average RPI Loss:	131	RECORD	PCT. RANK	GAMES	SCHEDULE	OF SCHEDULE	RPI	RPI	RPI	RPI
DIV. I ONLY	6- 6	170	5-5	194	189	189	189	22	22	
DIV. I NON-CONF.	3- 5	224	2-4	173	178	237	237	25	25	
TOTALS	RPI 1-25	RPI 26-50	W-L RECORDS	RPI 51-100	RPI 101-150	RPI 150+				
6- 6	0- 1	0- 1	OVERALL	1- 1	1- 1	4- 2				
3- 4	0- 1	0- 1	HOME	1- 0	1- 1	1- 1				
3- 2	0- 0	0- 0	AWAY	0- 1	0- 0	3- 1				
0- 0	0- 0	0- 0	NEUTRAL	0- 0	0- 0	0- 0				
3- 5	0- 1	0- 1	NON-CONFERENCE	0- 1	1- 1	2- 1				
2- 3	0- 1	0- 1	HOME	0- 0	1- 1	1- 0				
1- 2	0- 0	0- 0	AWAY	0- 1	0- 0	1- 1				
0- 0	0- 0	0- 0	NEUTRAL	0- 0	0- 0	0- 0				
3- 1	0- 0	0- 0	CONFERENCE	1- 0	0- 0	2- 1				
1- 1	0- 0	0- 0	HOME	1- 0	0- 0	0- 1				
2- 0	0- 0	0- 0	AWAY	0- 0	0- 0	2- 0				
0- 0	0- 0	0- 0	NEUTRAL	0- 0	0- 0	0- 0				

RPI 1-25				RPI 26-50				RPI 51-100				RPI 101+ Team's RPI: 189			
RPI	S	Opponent	Score	RPI	S	Opponent	Score	RPI	S	Opponent	Score	RPI	S	Opponent	Score
8	H	Gonzaga	54 65	28	H	Colorado	56 66	80	H	Boise St.	73 68	122	H	Saint Mary's (CA)	69 67
								100	A	South Dakota St.	40 67	127	H	Northern Colo.	44 46
												184	A	New Mexico	73 66
												238	H	Colorado St.	49 56
												286	A	Denver	57 71
												306	A	North Dakota St.	66 57
												323	A	Air Force	65 63
												346	H	Mississippi Val.	95 22
LAST 10 Division I															
184	A	New Mexico	73 66	238	H	Colorado St.	49 56	80	H	Boise St.	73 68	8	H	Gonzaga	54 65
323	A	Air Force	65 63	80	H	Boise St.	73 68	127	H	Northern Colo.	44 46	346	H	Mississippi Val.	95 22
306	A	North Dakota St.	66 57	8	H	Gonzaga	54 65								
100	A	South Dakota St.	40 67												
28	H	Colorado	56 66												

Non-Div I Games: Colo. Christian 70 31

Wyoming

■ Loss,
 ■ Non-Conf, S Site,
 ■ Home
 ■ Away
 N Neutral

Average RPI Win:	165	WON-LOST	WINNING	LAST 10	STRENGTH OF	OPP. STRENGTH	TEAM	ADJ.	CONF.	ADJ CONF.
Average RPI Loss:	113	RECORD	PCT. RANK	GAMES	SCHEDULE	OF SCHEDULE	RPI	RPI	RPI	RPI
DIV. I ONLY	1- 13	341	0-10	25	174	248	248	6	6	
DIV. I NON-CONF.	1- 10	329	0-7	28	203	259	259	6	6	
TOTALS	RPI 1-25	RPI 26-50	W-L RECORDS	RPI 51-100	RPI 101-150	RPI 150+				
1- 13	0- 1	0- 1	OVERALL	0- 4	0- 4	1- 3				
1- 7	0- 0	0- 1	HOME	0- 2	0- 1	1- 3				
0- 4	0- 0	0- 0	AWAY	0- 2	0- 2	0- 0				
0- 2	0- 1	0- 0	NEUTRAL	0- 0	0- 1	0- 0				
1- 10	0- 1	0- 1	NON-CONFERENCE	0- 2	0- 4	1- 2				
1- 4	0- 0	0- 1	HOME	0- 0	0- 1	1- 2				
0- 4	0- 0	0- 0	AWAY	0- 2	0- 2	0- 0				
0- 2	0- 1	0- 0	NEUTRAL	0- 0	0- 1	0- 0				
0- 3	0- 0	0- 0	CONFERENCE	0- 2	0- 0	0- 1				
0- 3	0- 0	0- 0	HOME	0- 2	0- 0	0- 1				
0- 0	0- 0	0- 0	AWAY	0- 0	0- 0	0- 0				
0- 0	0- 0	0- 0	NEUTRAL	0- 0	0- 0	0- 0				

RPI 1-25				RPI 26-50				RPI 51-100				RPI 101+				Team's RPI: 248	
RPI	S	Opponent	Score	RPI	S	Opponent	Score	RPI	S	Opponent	Score	RPI	S	Opponent	Score		
21	N	Northwestern	59 79	28	H	Colorado	53 62	61	A	Temple	65 78	128	H	Wright St.	74 86		
								69	H	St. John's (NY)	67 75	132	A	Rider	57 64		
								74	H	Seton Hall	61 83	141	N	Florida	64 67		
								89	A	Ball St.	49 70	146	A	Robert Morris	57 71		
												152	H	Butler	70 78		
												165	H	Utah	70 63		
												173	H	Cincinnati	78 85		
												250	H	Eastern Ky.	55 56		
LAST 10 Division I																	
173	H	Cincinnati	78 85	152	H	Butler	70 78										
250	H	Eastern Ky.	55 56	74	H	Seton Hall	61 83										
28	H	Colorado	53 62	69	H	St. John's (NY)	67 75										
146	A	Robert Morris	57 71	21	N	Northwestern	59 79										
128	H	Wright St.	74 86	141	N	Florida	64 67										

Non-Div I Games:

Xavier

Average RPI Win:	213	WON-LOST	WINNING	LAST 10	STRENGTH OF	OPP. STRENGTH	TEAM	ADJ.	CONF.	ADJ CONF.
Average RPI Loss:	62	RECORD	PCT. RANK	GAMES	SCHEDULE	OF SCHEDULE	RPI	RPI	RPI	RPI
DIV. I ONLY	10- 3	51	8-2	124	199	58	58	9	9	
DIV. I NON-CONF.	10- 3	60	8-2	134	200	57	57	9	9	
TOTALS	RPI 1-25	RPI 26-50	W-L RECORDS	RPI 51-100	RPI 101-150	RPI 150+				
10- 3	0- 1	0- 0	OVERALL	0- 1	3- 1	7- 0				
5- 1	0- 0	0- 0	HOME	0- 1	1- 0	4- 0				
4- 2	0- 1	0- 0	AWAY	0- 0	1- 1	3- 0				
1- 0	0- 0	0- 0	NEUTRAL	0- 0	1- 0	0- 0				
10- 3	0- 1	0- 0	NON-CONFERENCE	0- 1	3- 1	7- 0				
5- 1	0- 0	0- 0	HOME	0- 1	1- 0	4- 0				
4- 2	0- 1	0- 0	AWAY	0- 0	1- 1	3- 0				
1- 0	0- 0	0- 0	NEUTRAL	0- 0	1- 0	0- 0				
0- 0	0- 0	0- 0	CONFERENCE	0- 0	0- 0	0- 0				
0- 0	0- 0	0- 0	HOME	0- 0	0- 0	0- 0				
0- 0	0- 0	0- 0	AWAY	0- 0	0- 0	0- 0				
0- 0	0- 0	0- 0	NEUTRAL	0- 0	0- 0	0- 0				

RPI 1-25				RPI 26-50				RPI 51-100 Team's RPI: 58				RPI 101+			
RPI	S	Opponent	Score	RPI	S	Opponent	Score	RPI	S	Opponent	Score	RPI	S	Opponent	Score
7	A	UCLA	65 100					69	H	St. John's (NY)	66 80	111	A	Colgate	67 70
												112	A	North Carolina	66 63
												119	H	Providence	82 79
												135	N	Fresno St.	87 67
												196	A	Northeastern	78 63
												218	H	Quinnipiac	63 59
												228	H	Sacred Heart	87 40
												262	H	Wagner	87 68
												268	A	UMass Lowell	67 59
												285	A	LMU (CA)	81 65
												310	H	Mercer	68 60
LAST 10 Division I															
285	A	LMU (CA)	81 65	310	H	Mercer	68 60								
135	N	Fresno St.	87 67	262	H	Wagner	87 68								
7	A	UCLA	65 100	112	A	North Carolina	66 63								
196	A	Northeastern	78 63	228	H	Sacred Heart	87 40								
268	A	UMass Lowell	67 59	69	H	St. John's (NY)	66 80								

Non-Div I Games:

Yale

Average RPI Win:	236	WON-LOST	WINNING	LAST 10	STRENGTH OF	OPP. STRENGTH	TEAM	ADJ.	CONF.	ADJ CONF.
Average RPI Loss:	124	RECORD	PCT. RANK	GAMES	SCHEDULE	OF SCHEDULE	RPI	RPI	RPI	RPI
DIV. I ONLY	7- 6	151	6-4	254	162	178	178	18	18	
DIV. I NON-CONF.	5- 4	140	4-2	235	146	159	159	17	17	
TOTALS	RPI 1-25	RPI 26-50	W-L RECORDS	RPI 51-100	RPI 101-150	RPI 150+				
7- 6	0- 1	0- 0	OVERALL	1- 1	0- 2	6- 2				
5- 1	0- 0	0- 0	HOME	1- 1	0- 0	4- 0				
2- 5	0- 1	0- 0	AWAY	0- 0	0- 2	2- 2				
0- 0	0- 0	0- 0	NEUTRAL	0- 0	0- 0	0- 0				
5- 4	0- 1	0- 0	NON-CONFERENCE	0- 1	0- 1	5- 1				
3- 1	0- 0	0- 0	HOME	0- 1	0- 0	3- 0				
2- 3	0- 1	0- 0	AWAY	0- 0	0- 1	2- 1				
0- 0	0- 0	0- 0	NEUTRAL	0- 0	0- 0	0- 0				
2- 2	0- 0	0- 0	CONFERENCE	1- 0	0- 1	1- 1				
2- 0	0- 0	0- 0	HOME	1- 0	0- 0	1- 0				
0- 2	0- 0	0- 0	AWAY	0- 0	0- 1	0- 1				
0- 0	0- 0	0- 0	NEUTRAL	0- 0	0- 0	0- 0				

RPI 1-25				RPI 26-50				RPI 51-100				RPI 101+ Team's RPI: 178			
RPI	S	Opponent	Score	RPI	S	Opponent	Score	RPI	S	Opponent	Score	RPI	S	Opponent	Score
10	A	Indiana	56 93					76	H	IUPUI	75 73	128	A	Wright St.	41 91
								87	H	Kent St.	73 82	146	A	Robert Morris	43 58
												158	A	Akron	62 91
												197	A	Saint Francis (PA)	56 46
												201	H	Eastern Mich.	79 77
												216	A	Northern Ky.	56 75
												250	A	Eastern Ky.	72 63
												262	H	Wagner	64 42
												330	H	Canisius	87 59
												334	H	UIC	77 65
LAST 10 Division I															
197	A	Saint Francis (PA)	56 46	128	A	Wright St.	41 91								
250	A	Eastern Ky.	72 63	216	A	Northern Ky.	56 75								
262	H	Wagner	64 42	334	H	UIC	77 65								
158	A	Akron	62 91	76	H	IUPUI	75 73								
201	H	Eastern Mich.	79 77	10	A	Indiana	56 93								

Non-Div I Games: Lake Erie 83 48 Muskingum 92 46

Youngstown St.