

Average RPI Win:	66	WON-LOST	WINNING	LAST 10	STRENGTH OF	OPP. STRENGTH	TEAM	ADJ.	CONF.	ADJ CONF.
Average RPI Loss:	0	RECORD	PCT. RANK	GAMES	SCHEDULE	OF SCHEDULE	RPI	RPI	RPI	RPI
DIV. I ONLY	13- 0	1	10- 0	3	1	1	1	8	8	
DIV. I NON-CONF.	10- 0	1	9- 0	1	1	1	1	7	7	

TOTALS	RPI 1-25	RPI 26-50	W-L RECORDS	RPI 51-100	RPI 101-150	RPI 150+				
13- 0	4- 0	5- 0	OVERALL	1- 0	1- 0	2- 0				
4- 0	3- 0	0- 0	HOME	0- 0	0- 0	1- 0				
5- 0	1- 0	2- 0	AWAY	0- 0	1- 0	1- 0				
4- 0	0- 0	3- 0	NEUTRAL	1- 0	0- 0	0- 0				
10- 0	4- 0	4- 0	NON-CONFERENCE	1- 0	1- 0	0- 0				
3- 0	3- 0	0- 0	HOME	0- 0	0- 0	0- 0				
3- 0	1- 0	1- 0	AWAY	0- 0	1- 0	0- 0				
4- 0	0- 0	3- 0	NEUTRAL	1- 0	0- 0	0- 0				
3- 0	0- 0	1- 0	CONFERENCE	0- 0	0- 0	2- 0				
1- 0	0- 0	0- 0	HOME	0- 0	0- 0	1- 0				
2- 0	0- 0	1- 0	AWAY	0- 0	0- 0	1- 0				
0- 0	0- 0	0- 0	NEUTRAL	0- 0	0- 0	0- 0				

RPI	S	Opponent	Score	RPI	S	Opponent	Score	RPI	S	Opponent	Score	RPI	S	Opponent	Score
2	H	Notre Dame	80 71	27	N	Stanford	78 53	76	N	Duquesne	104 52	134	A	Nevada	88 57
16	A	UCLA	78 60	30	A	South Fla.	100 49					165	H	Memphis	97 49
24	H	Maryland	97 72	32	N	Oklahoma	88 64					252	A	East Carolina	96 35
25	H	California	82 47	33	A	DePaul	103 69								
				40	N	Michigan St.	96 62								

LAST 12 Division I GAMES:															
30	A	South Fla.	100 49	2	H	Notre Dame	80 71	134	A	Nevada	88 57				
252	A	East Carolina	96 35	40	N	Michigan St.	96 62	16	A	UCLA	78 60				
165	H	Memphis	97 49	32	N	Oklahoma	88 64	24	H	Maryland	97 72				
76	N	Duquesne	104 52	33	A	DePaul	103 69	25	H	California	82 47				

Non-Div I Games:

UConn

Average RPI	Win:	75	WON-LOST	WINNING	LAST 10	STRENGTH OF	OPP. STRENGTH	TEAM	ADJ.	CONF.	ADJ CONF.
Average RPI	Loss:	1	RECORD	PCT. RANK	GAMES	SCHEDULE	OF SCHEDULE	RPI	RPI	RPI	RPI
DIV. I ONLY		15- 1	5	9- 1	1	9	2	2	1	1	
DIV. I NON-CONF.		11- 1	13	7- 1	2	7	2	2	2	2	

TOTALS	RPI 1-25		RPI 26-50		W-L RECORDS	RPI 51-100		RPI 101-150		RPI 150+	
15- 1	3- 1		5- 0		OVERALL	4- 0		0- 0		3- 0	
6- 0	2- 0		2- 0		HOME	1- 0		0- 0		1- 0	
6- 1	0- 1		2- 0		AWAY	3- 0		0- 0		1- 0	
3- 0	1- 0		1- 0		NEUTRAL	0- 0		0- 0		1- 0	
11- 1	2- 1		5- 0		NON-CONFERENCE	1- 0		0- 0		3- 0	
4- 0	1- 0		2- 0		HOME	0- 0		0- 0		1- 0	
4- 1	0- 1		2- 0		AWAY	1- 0		0- 0		1- 0	
3- 0	1- 0		1- 0		NEUTRAL	0- 0		0- 0		1- 0	
4- 0	1- 0		0- 0		CONFERENCE	3- 0		0- 0		0- 0	
2- 0	1- 0		0- 0		HOME	1- 0		0- 0		0- 0	
2- 0	0- 0		0- 0		AWAY	2- 0		0- 0		0- 0	
0- 0	0- 0		0- 0		NEUTRAL	0- 0		0- 0		0- 0	

RPI	S	Opponent	Score	RPI	S	Opponent	Score	RPI	S	Opponent	Score	RPI	S	Opponent	Score
1	A	UConn	71 80	30	N	South Fla.	76 66	56	A	Georgi a Tech	77 54	163	A	Penn	66 54
11	N	South Carol in a	92 85	33	H	DePaul	91 82	78	A	Wake Forest	96 73	182	N	ETSU	77 46
18	H	Syracuse	87 72	37	A	Western Ky.	78 65	79	A	Oregon St.	72 67	251	H	Mt. St. Mary' s	121 65
21	H	Marquette	91 85	40	H	Mi chi gan St.	90 59	88	H	Mi ami (FL)	83 76				
				41	A	Mi chi gan	83 63								

LAST 12 Division I GAMES:															
56	A	Georgi a Tech	77 54	163	A	Penn	66 54								
88	H	Mi ami (FL)	83 76	40	H	Mi chi gan St.	90 59								
78	A	Wake Forest	96 73	1	A	UConn	71 80								
18	H	Syracuse	87 72	41	A	Mi chi gan	83 63								
21	H	Marquette	91 85	11	N	South Carol in a	92 85								
33	H	DePaul	91 82	30	N	South Fla.	76 66								

Non-Div I Games:

Notre Dame

Average RPI	Win:	107	WON-LOST	WINNING	LAST 10	STRENGTH OF	OPP. STRENGTH	TEAM	ADJ.	CONF.	ADJ CONF.
Average RPI	Loss:	0	RECORD	PCT. RANK	GAMES	SCHEDULE	OF SCHEDULE	RPI	RPI	RPI	RPI
DIV. I ONLY		17- 0		1	10- 0	14	21	3	3	2	2
DIV. I NON-CONF.		14- 0		1	9- 0	42	19	5	5	1	1

TOTALS	RPI 1-25		RPI 26-50		W-L RECORDS	RPI 51-100		RPI 101-150		RPI 150+	
17- 0	4- 0		3- 0		OVERALL	3- 0		3- 0		4- 0	
9- 0	1- 0		1- 0		HOME	3- 0		1- 0		3- 0	
3- 0	0- 0		2- 0		AWAY	0- 0		1- 0		0- 0	
5- 0	3- 0		0- 0		NEUTRAL	0- 0		1- 0		1- 0	
14- 0	4- 0		1- 0		NON-CONFERENCE	2- 0		3- 0		4- 0	
8- 0	1- 0		1- 0		HOME	2- 0		1- 0		3- 0	
1- 0	0- 0		0- 0		AWAY	0- 0		1- 0		0- 0	
5- 0	3- 0		0- 0		NEUTRAL	0- 0		1- 0		1- 0	
3- 0	0- 0		2- 0		CONFERENCE	1- 0		0- 0		0- 0	
1- 0	0- 0		0- 0		HOME	1- 0		0- 0		0- 0	
2- 0	0- 0		2- 0		AWAY	0- 0		0- 0		0- 0	
0- 0	0- 0		0- 0		NEUTRAL	0- 0		0- 0		0- 0	

RPI	S	Opponent	Score	RPI	S	Opponent	Score	RPI	S	Opponent	Score	RPI	S	Opponent	Score
6	H	Oregon	90 79	35	A	Georgi a	86 62	53	H	Okl ahoma St.	79 76	132	A	UNLV	103 63
10	N	Green Bay	67 46	44	A	LSU	83 70	64	H	Arkansas	111 69	141	N	Loui si ana	94 37
18	N	Syracuse	76 65	50	H	Vi rgi ni a	68 53	86	H	Maine	83 43	147	H	Li ttle Rock	86 48
19	N	Ari zona St.	65 57									162	N	Col umbi a	90 54
												220	H	Southern Mi ss.	91 56
												287	H	Georgi a St.	106 50
												339	H	Mi ssi ssi ppi Val .	112 36

LAST 12 Di vi si on I GAMES:															
44	A	LSU	83 70	86	H	Maine	83 43	6	H	Oregon	90 79	147	H	Li ttle Rock	86 48
64	H	Arkansas	111 69	53	H	Okl ahoma St.	79 76	141	N	Loui si ana	94 37	10	N	Green Bay	67 46
35	A	Georgi a	86 62	64	H	Arkansas	111 69	147	H	Li ttle Rock	86 48				
339	H	Mi ssi ssi ppi Val .	112 36	50	H	Vi rgi ni a	68 53	53	H	Okl ahoma St.	79 76				
18	N	Syracuse	76 65					141	N	Loui si ana	94 37				
132	A	UNLV	103 63					10	N	Green Bay	67 46				

Non-Di v I Games:

Mississippi St.

Average RPI Win:	119	WON-LOST	WINNING	LAST 10	STRENGTH OF	OPP. STRENGTH	TEAM	ADJ.	CONF.	ADJ CONF.
Average RPI Loss:	12	RECORD	PCT. RANK	GAMES	SCHEDULE	OF SCHEDULE	RPI	RPI	RPI	RPI
DIV. I ONLY	13- 1	7	9- 1	19	18	4	4	6	6	
DIV. I NON-CONF.	9- 1	20	7- 1	50	47	11	11	6	6	

TOTALS	RPI 1-25	RPI 26-50	W-L RECORDS	RPI 51-100	RPI 101-150	RPI 150+				
13- 1	1- 1	4- 0	OVERALL	2- 0	2- 0	4- 0				
8- 0	1- 0	1- 0	HOME	1- 0	1- 0	4- 0				
3- 1	0- 1	2- 0	AWAY	1- 0	0- 0	0- 0				
2- 0	0- 0	1- 0	NEUTRAL	0- 0	1- 0	0- 0				
9- 1	1- 1	2- 0	NON-CONFERENCE	0- 0	2- 0	4- 0				
6- 0	1- 0	0- 0	HOME	0- 0	1- 0	4- 0				
1- 1	0- 1	1- 0	AWAY	0- 0	0- 0	0- 0				
2- 0	0- 0	1- 0	NEUTRAL	0- 0	1- 0	0- 0				
4- 0	0- 0	2- 0	CONFERENCE	2- 0	0- 0	0- 0				
2- 0	0- 0	1- 0	HOME	1- 0	0- 0	0- 0				
2- 0	0- 0	1- 0	AWAY	1- 0	0- 0	0- 0				
0- 0	0- 0	0- 0	NEUTRAL	0- 0	0- 0	0- 0				

RPI	S	Opponent	Score	RPI	S	Opponent	Score	RPI	S	Opponent	Score	RPI	S	Opponent	Score
8	H	Florida St.	87 72	26	H	West Virginia	79 58	53	H	Oklahoma St.	84 79	126	N	Washington	92 68
12	A	Tennessee	75 82	32	A	Oklahoma	88 78	66	A	Kansas St.	75 64	129	H	Stetson	95 59
				35	A	Georgia	81 53					171	H	Louisiana Tech	88 54
				44	N	LSU	75 66					270	H	UTSA	120 70
												283	H	McNeese	100 34
												310	H	Northwestern St.	68 44

LAST 12 Division I GAMES:															
				66	A	Kansas St.	75 64	12	A	Tennessee	75 82				
				53	H	Oklahoma St.	84 79	35	A	Georgia	81 53				
				26	H	West Virginia	79 58	171	H	Louisiana Tech	88 54				
				32	A	Oklahoma	88 78	126	N	Washington	92 68				
				8	H	Florida St.	87 72	44	N	LSU	75 66				
				310	H	Northwestern St.	68 44	270	H	UTSA	120 70				

Non-Div I Games:

Texas

Average RPI	Win:	92	WON-LOST	WINNING	LAST 10	STRENGTH OF	OPP. STRENGTH	TEAM	ADJ.	CONF.	ADJ CONF.
Average RPI	Loss:	19	RECORD	PCT. RANK	GAMES	SCHEDULE	OF SCHEDULE	RPI	RPI	RPI	RPI
DIV. I ONLY		15- 2		11	9- 1	11	3	5	5	3	3
DIV. I NON-CONF.		11- 2		24	7- 1	23	2	10	10	3	3

TOTALS	RPI 1-25		RPI 26-50		W-L RECORDS	RPI 51-100		RPI 101-150		RPI 150+	
15- 2	1- 1		4- 1		OVERALL	5- 0		1- 0		4- 0	
8- 1	0- 1		2- 0		HOME	4- 0		1- 0		1- 0	
4- 1	0- 0		1- 1		AWAY	1- 0		0- 0		2- 0	
3- 0	1- 0		1- 0		NEUTRAL	0- 0		0- 0		1- 0	
11- 2	1- 1		3- 1		NON-CONFERENCE	2- 0		1- 0		4- 0	
6- 1	0- 1		2- 0		HOME	2- 0		1- 0		1- 0	
2- 1	0- 0		0- 1		AWAY	0- 0		0- 0		2- 0	
3- 0	1- 0		1- 0		NEUTRAL	0- 0		0- 0		1- 0	
4- 0	0- 0		1- 0		CONFERENCE	3- 0		0- 0		0- 0	
2- 0	0- 0		0- 0		HOME	2- 0		0- 0		0- 0	
2- 0	0- 0		1- 0		AWAY	1- 0		0- 0		0- 0	
0- 0	0- 0		0- 0		NEUTRAL	0- 0		0- 0		0- 0	

RPI	S	Opponent	Score	RPI	S	Opponent	Score	RPI	S	Opponent	Score	RPI	S	Opponent	Score
9	H	Louisville	90 95	27	H	Stanford	85 64	61	H	Minnesota	91 75	126	H	Washington	85 76
22	N	FGCU	104 62	27	N	Stanford	94 82	72	A	Nebraska	73 61	165	N	Memphis	100 69
				29	A	Duke	60 69	75	H	Indiana	85 70	176	H	Idaho	99 56
				31	H	Quinnipiac	95 63	86	H	Maine	83 70	186	A	Florida	103 77
				41	A	Michigan	78 71	89	H	Dartmouth	103 70	196	A	Cincinnati	87 76

LAST 12 Division I GAMES:															
				41	A	Michigan	78 71	186	A	Florida	103 77				
				61	H	Minnesota	91 75	86	H	Maine	83 70				
				75	H	Indiana	85 70	29	A	Duke	60 69				
				72	A	Nebraska	73 61	27	N	Stanford	94 82				
				196	A	Cincinnati	87 76	22	N	FGCU	104 62				
				89	H	Dartmouth	103 70	165	N	Memphis	100 69				

Non-Div I Games:

Ohio St.

Average RPI Win: 118

Average RPI Loss: 6

WON-LOST
RECORDWINNING
PCT. RANKLAST 10
GAMESSTRENGTH OF
SCHEDULEOPP. STRENGTH
OF SCHEDULETEAM
RPIADJ.
RPICONF.
RPIADJ CONF.
RPIDIV. I ONLY
DIV. I NON-CONF.15- 2
11- 211
249- 1
7- 115
186
106
86
84
44
4

TOTALS

RPI 1-25

RPI 26-50

W-L RECORDS

RPI 51-100

RPI 101-150

RPI 150+

15- 2 3- 2
10- 0 0- 0
3- 2 2- 2
2- 0 1- 03- 0
2- 0
1- 0
0- 0OVERALL
HOME
AWAY
NEUTRAL0- 0
0- 0
0- 0
0- 04- 0
4- 0
0- 0
0- 05- 0
4- 0
0- 0
1- 011- 2 2- 2
8- 0 0- 0
1- 2 1- 2
2- 0 1- 01- 0
1- 0
0- 0
0- 0NON-CONFERENCE
HOME
AWAY
NEUTRAL0- 0
0- 0
0- 0
0- 03- 0
3- 0
0- 0
0- 05- 0
4- 0
0- 0
1- 04- 0 1- 0
2- 0 0- 0
2- 0 1- 0
0- 0 0- 02- 0
1- 0
1- 0
0- 0CONFERENCE
HOME
AWAY
NEUTRAL0- 0
0- 0
0- 0
0- 01- 0
1- 0
0- 0
0- 00- 0
0- 0
0- 0
0- 0O
r
e
g
o
nO
r
e
g
o
n

RPI	S	Opponent	Score
3	A	Mississippi St.	79 90
9	A	Louisville	61 74
16	A	UCLA	70 61
17	A	Texas A&M	83 68
17	N	Texas A&M	84 62

RPI	S	Opponent	Score
32	H	Oklahoma	92 74
42	H	Washington St.	89 56
48	A	Southern California	70 66

RPI	S	Opponent	Score
-----	---	----------	-------

RPI	S	Opponent	Score
102	H	Ole Miss	90 46
118	H	Drake	110 77
123	H	Hampton	87 45
126	H	Washington	94 83
172	H	Weber St.	114 87
203	N	Hawaii	85 44
208	H	CSUN	91 43
214	H	Eastern Wash.	81 40
326	H	Southern Utah	98 38

LAST 12 Division I GAMES:

16	A	UCLA	70 61
48	A	Southern California	70 66
126	H	Washington	94 83
42	H	Washington St.	89 56
203	N	Hawaii	85 44
17	N	Texas A&M	84 62

102	H	Ole Miss	90 46
3	A	Mississippi St.	79 90
326	H	Southern Utah	98 38
172	H	Weber St.	114 87
123	H	Hampton	87 45
32	H	Oklahoma	92 74

Non-Div I Games:

Oregon

Loss, Non-Conf, S Site, H Home A Away N Neutral

Average RPI	Win:	96	WON-LOST	WINNING	LAST 10	STRENGTH OF	OPP. STRENGTH	TEAM	ADJ.	CONF.	ADJ CONF.
Average RPI	Loss:	27	RECORD	PCT. RANK	GAMES	SCHEDULE	OF SCHEDULE	RPI	RPI	RPI	RPI
DIV. I ONLY		16- 2		10	10- 0	10	13	7	7	3	3
DIV. I NON-CONF.		12- 2		23	7- 1	7	15	6	6	3	3

TOTALS	RPI 1-25		RPI 26-50		W-L RECORDS	RPI 51-100		RPI 101-150		RPI 150+	
16- 2	0- 1		5- 1		OVERALL	4- 0		4- 0		3- 0	
11- 0	0- 0		4- 0		HOME	3- 0		2- 0		2- 0	
4- 0	0- 0		1- 0		AWAY	0- 0		2- 0		1- 0	
1- 2	0- 1		0- 1		NEUTRAL	1- 0		0- 0		0- 0	
12- 2	0- 1		4- 1		NON-CONFERENCE	2- 0		3- 0		3- 0	
8- 0	0- 0		4- 0		HOME	1- 0		1- 0		2- 0	
3- 0	0- 0		0- 0		AWAY	0- 0		2- 0		1- 0	
1- 2	0- 1		0- 1		NEUTRAL	1- 0		0- 0		0- 0	
4- 0	0- 0		1- 0		CONFERENCE	2- 0		1- 0		0- 0	
3- 0	0- 0		0- 0		HOME	2- 0		1- 0		0- 0	
1- 0	0- 0		1- 0		AWAY	0- 0		0- 0		0- 0	
0- 0	0- 0		0- 0		NEUTRAL	0- 0		0- 0		0- 0	

RPI	S	Opponent	Score	RPI	S	Opponent	Score	RPI	S	Opponent	Score	RPI	S	Opponent	Score
11	N	South Carolina	68 78	28	H	Houston	75 57	65	H	Purdue	58 50	103	H	Seton Hall	70 45
				34	H	Princeton	70 50	68	N	Western Mi ch.	75 64	104	A	James Madi son	76 63
				36	H	NC State	57 53	69	H	Penn St.	70 65	130	H	Illi noi s	76 37
				40	A	Michigan St.	61 58	78	H	Wake Forest	65 51	133	A	Temple	84 67
				42	N	Washi ngton St.	60 63					169	H	Si ena	59 47
				50	H	Vi rgi ni a	52 43					180	A	Charl otte	77 54
												255	H	Fai rlei gh Di cki nson	101 35

LAST 12 Division I GAMES:															
				69	H	Penn St.	70 65	255	H	Fai rlei gh Di cki nson	101 35				
				130	H	Illi noi s	76 37	103	H	Seton Hall	70 45				
				40	A	Michigan St.	61 58	50	H	Vi rgi ni a	52 43				
				65	H	Purdue	58 50	169	H	Si ena	59 47				
				28	H	Houston	75 57	36	H	NC State	57 53				
				34	H	Princeton	70 50	42	N	Washi ngton St.	60 63				

Non-Div I Games:

Rutgers

Average RPI Win:	130	WON-LOST	WINNING	LAST 10	STRENGTH OF	OPP. STRENGTH	TEAM	ADJ.	CONF.	ADJ CONF.
Average RPI Loss:	11	RECORD	PCT. RANK	GAMES	SCHEDULE	OF SCHEDULE	RPI	RPI	RPI	RPI
DIV. I ONLY	14- 2	16	8- 2	16	37	8	8	1	1	
DIV. I NON-CONF.	12- 1	8	8- 1	40	36	7	7	2	2	

TOTALS	RPI 1-25	RPI 26-50	W-L RECORDS	RPI 51-100	RPI 101-150	RPI 150+				
14- 2	2- 2	1- 0	OVERALL	1- 0	5- 0	5- 0				
7- 0	1- 0	0- 0	HOME	1- 0	3- 0	2- 0				
7- 2	1- 2	1- 0	AWAY	0- 0	2- 0	3- 0				
0- 0	0- 0	0- 0	NEUTRAL	0- 0	0- 0	0- 0				
12- 1	2- 1	1- 0	NON-CONFERENCE	0- 0	4- 0	5- 0				
6- 0	1- 0	0- 0	HOME	0- 0	3- 0	2- 0				
6- 1	1- 1	1- 0	AWAY	0- 0	1- 0	3- 0				
0- 0	0- 0	0- 0	NEUTRAL	0- 0	0- 0	0- 0				
2- 1	0- 1	0- 0	CONFERENCE	1- 0	1- 0	0- 0				
1- 0	0- 0	0- 0	HOME	1- 0	0- 0	0- 0				
1- 1	0- 1	0- 0	AWAY	0- 0	1- 0	0- 0				
0- 0	0- 0	0- 0	NEUTRAL	0- 0	0- 0	0- 0				

RPI	S	Opponent	Score	RPI	S	Opponent	Score	RPI	S	Opponent	Score	RPI	S	Opponent	Score
4	A	Texas	72 87	49	A	Creighton	92 82	97	H	North Carolina	103 65	104	A	James Madison	79 63
14	A	Iowa	94 93									119	H	Jacksonville	82 50
18	A	Syracuse	69 76									122	A	Clemson	69 47
19	H	Arizona St.	77 66									129	H	Stetson	84 39
												149	H	Samford	87 62
												155	A	Jacksonville St.	75 51
												186	A	Florida	84 54
												200	H	North Florida	109 51
												228	H	Sacred Heart	101 52
												247	A	Grambling	96 53

LAST 12 Division I GAMES:															
18	A	Syracuse	69 76	19	H	Arizona St.	77 66	129	H	Stetson	84 39	104	A	James Madison	79 63
122	A	Clemson	69 47					14	A	Iowa	94 93	149	H	Samford	87 62
97	H	North Carolina	103 65					228	H	Sacred Heart	101 52				
119	H	Jacksonville	82 50												
49	A	Creighton	92 82												
4	A	Texas	72 87												

Non-Div I Games:

Florida St.

Average RPI Win:	121	WON-LOST	WINNING	LAST 10	STRENGTH OF	OPP. STRENGTH	TEAM	ADJ.	CONF.	ADJ CONF.
Average RPI Loss:	0	RECORD	PCT. RANK	GAMES	SCHEDULE	OF SCHEDULE	RPI	RPI	RPI	RPI
DIV. I ONLY	18- 0	1	10- 0	49	10	9	9	1	1	
DIV. I NON-CONF.	14- 0	1	8- 0	147	16	13	13	2	2	

TOTALS	RPI 1-25	RPI 26-50	W-L RECORDS	RPI 51-100	RPI 101-150	RPI 150+				
18- 0	2- 0	4- 0	OVERALL	4- 0	3- 0	5- 0				
11- 0	1- 0	2- 0	HOME	2- 0	2- 0	4- 0				
7- 0	1- 0	2- 0	AWAY	2- 0	1- 0	1- 0				
0- 0	0- 0	0- 0	NEUTRAL	0- 0	0- 0	0- 0				
14- 0	2- 0	2- 0	NON-CONFERENCE	2- 0	3- 0	5- 0				
9- 0	1- 0	1- 0	HOME	1- 0	2- 0	4- 0				
5- 0	1- 0	1- 0	AWAY	1- 0	1- 0	1- 0				
0- 0	0- 0	0- 0	NEUTRAL	0- 0	0- 0	0- 0				
4- 0	0- 0	2- 0	CONFERENCE	2- 0	0- 0	0- 0				
2- 0	0- 0	1- 0	HOME	1- 0	0- 0	0- 0				
2- 0	0- 0	1- 0	AWAY	1- 0	0- 0	0- 0				
0- 0	0- 0	0- 0	NEUTRAL	0- 0	0- 0	0- 0				

RPI	S	Opponent	Score	RPI	S	Opponent	Score	RPI	S	Opponent	Score	RPI	S	Opponent	Score
5	A	Ohio St.	95 90	29	H	Duke	66 60	52	H	Virginia Tech	67 56	105	A	Kentucky	87 63
6	H	Oregon	74 61	36	A	NC State	55 47	56	A	Georgia Tech	74 71	127	H	Vanderbilt	79 57
				41	H	Michigan	74 49	75	A	Indiana	72 59	138	H	Middle Tenn.	80 26
				46	A	South Dakota St.	68 64	80	H	Toledo	90 55	168	H	Southeast Mo. St.	80 40
												248	H	UT Martin	91 56
												305	A	Air Force	62 50
												334	H	Tennessee St.	95 56
												335	H	Murray St.	115 51

LAST 12 Division I GAMES:															
				52	H	Virginia Tech	67 56	334	H	Tennessee St.	95 56				
				29	H	Duke	66 60	138	H	Middle Tenn.	80 26				
				36	A	NC State	55 47	127	H	Vanderbilt	79 57				
				56	A	Georgia Tech	74 71	248	H	UT Martin	91 56				
				305	A	Air Force	62 50	46	A	South Dakota St.	68 64				
				105	A	Kentucky	87 63	75	A	Indiana	72 59				

Non-Div I Games:

Louisville

Average RPI	Win:	107	WON-LOST	WINNING	LAST 10	STRENGTH OF	OPP. STRENGTH	TEAM	ADJ.	CONF.	ADJ CONF.
Average RPI	Loss:	138	RECORD	PCT. RANK	GAMES	SCHEDULE	OF SCHEDULE	RPI	RPI	RPI	RPI
DIV. I ONLY		12- 2		22	8- 2	18		50	10	10	11
DIV. I NON-CONF.		10- 1		17	8- 1	9		21	4	4	10

TOTALS	RPI 1-25		RPI 26-50		W-L RECORDS	RPI 51-100		RPI 101-150		RPI 150+	
12- 2	2- 1		1- 0		OVERALL	4- 0		1- 0		4- 1	
5- 0	1- 0		1- 0		HOME	2- 0		1- 0		0- 0	
5- 1	0- 0		0- 0		AWAY	2- 0		0- 0		3- 1	
2- 1	1- 1		0- 0		NEUTRAL	0- 0		0- 0		1- 0	
10- 1	2- 1		1- 0		NON-CONFERENCE	2- 0		1- 0		4- 0	
4- 0	1- 0		1- 0		HOME	1- 0		1- 0		0- 0	
4- 0	0- 0		0- 0		AWAY	1- 0		0- 0		3- 0	
2- 1	1- 1		0- 0		NEUTRAL	0- 0		0- 0		1- 0	
2- 1	0- 0		0- 0		CONFERENCE	2- 0		0- 0		0- 1	
1- 0	0- 0		0- 0		HOME	1- 0		0- 0		0- 0	
1- 1	0- 0		0- 0		AWAY	1- 0		0- 0		0- 1	
0- 0	0- 0		0- 0		NEUTRAL	0- 0		0- 0		0- 0	

RPI	S	Opponent	Score	RPI	S	Opponent	Score	RPI	S	Opponent	Score	RPI	S	Opponent	Score
3	N	Mississippi St.	46 67	46	H	South Dakota St.	55 41	77	A	Dayton	75 64	110	H	Bradley	72 40
19	N	Arizona St.	61 48					83	H	Chattanooga	60 30	152	A	Wisconsin	67 34
21	H	Marquette	63 55					84	A	Wright St.	58 51	162	N	Columbia	61 43
								91	H	Milwaukee	52 29	167	A	Northwestern	63 57
												272	A	Loyola Chicago	76 39
												273	A	Northern Ky.	54 62

LAST 12 Division I GAMES:															
91	H	Milwaukee	52 29	77	A	Dayton	75 64	21	H	Marquette	63 55	3	N	Mississippi St.	46 67
273	A	Northern Ky.	54 62	21	H	Marquette	63 55	3	N	Mississippi St.	46 67	19	N	Arizona St.	61 48
84	A	Wright St.	58 51	3	N	Mississippi St.	46 67	19	N	Arizona St.	61 48	162	N	Columbia	61 43
167	A	Northwestern	63 57	19	N	Arizona St.	61 48	162	N	Columbia	61 43	46	H	South Dakota St.	55 41
110	H	Bradley	72 40	46	H	South Dakota St.	55 41								
272	A	Loyola Chicago	76 39												

Non-Div I Games:

Green Bay

Average RPI Win:	147	WON-LOST	WINNING	LAST 10	STRENGTH OF	OPP. STRENGTH	TEAM	ADJ.	CONF.	ADJ CONF.
Average RPI Loss:	9	RECORD	PCT. RANK	GAMES	SCHEDULE	OF SCHEDULE	RPI	RPI	RPI	RPI
DIV. I ONLY	13- 2	21	8- 2	27	19	11	11	2	2	
DIV. I NON-CONF.	11- 1	13	8- 1	69	26	14	14	1	1	

TOTALS	RPI 1-25	RPI 26-50	W-L RECORDS	RPI 51-100	RPI 101-150	RPI 150+				
13- 2	3- 2	2- 0	OVERALL	0- 0	3- 0	5- 0				
7- 0	1- 0	1- 0	HOME	0- 0	0- 0	5- 0				
4- 1	1- 1	0- 0	AWAY	0- 0	3- 0	0- 0				
2- 1	1- 1	1- 0	NEUTRAL	0- 0	0- 0	0- 0				
11- 1	2- 1	2- 0	NON-CONFERENCE	0- 0	2- 0	5- 0				
6- 0	0- 0	1- 0	HOME	0- 0	0- 0	5- 0				
3- 0	1- 0	0- 0	AWAY	0- 0	2- 0	0- 0				
2- 1	1- 1	1- 0	NEUTRAL	0- 0	0- 0	0- 0				
2- 1	1- 1	0- 0	CONFERENCE	0- 0	1- 0	0- 0				
1- 0	1- 0	0- 0	HOME	0- 0	0- 0	0- 0				
1- 1	0- 1	0- 0	AWAY	0- 0	1- 0	0- 0				
0- 0	0- 0	0- 0	NEUTRAL	0- 0	0- 0	0- 0				

RPI 1-25				Team's RPI: 11				RPI 26-50				RPI 51-100				RPI 101+			
RPI	S	Opponent	Score	RPI	S	Opponent	Score	RPI	S	Opponent	Score	RPI	S	Opponent	Score	RPI	S	Opponent	Score
2	N	Notre Dame	85 92	29	H	Duke	72 52					102	A	Ole Miss	88 62				
7	N	Rutgers	78 68	39	N	St. John's (NY)	76 58					122	A	Clemson	66 36				
15	A	Missouri	74 83									133	A	Temple	87 60				
17	H	Texas A&M	61 59									218	H	Col. of Charleston	69 43				
24	A	Maryland	94 86									275	H	Wofford	94 60				

Average RPI Win:	131	WON-LOST	WINNING	LAST 10	STRENGTH OF	OPP. STRENGTH	TEAM	ADJ.	CONF.	ADJ CONF.
Average RPI Loss:	0	RECORD	PCT. RANK	GAMES	SCHEDULE	OF SCHEDULE	RPI	RPI	RPI	RPI
DIV. I ONLY	15- 0	1	10- 0	91	24	12	12	2	2	
DIV. I NON-CONF.	12- 0	1	9- 0	70	39	9	9	1	1	

TOTALS	RPI 1-25	RPI 26-50	W-L RECORDS	RPI 51-100	RPI 101-150	RPI 150+				
15- 0	2- 0	1- 0	OVERALL	4- 0	3- 0	5- 0				
9- 0	1- 0	0- 0	HOME	2- 0	2- 0	4- 0				
3- 0	0- 0	1- 0	AWAY	0- 0	1- 0	1- 0				
3- 0	1- 0	0- 0	NEUTRAL	2- 0	0- 0	0- 0				
12- 0	2- 0	1- 0	NON-CONFERENCE	3- 0	1- 0	5- 0				
7- 0	1- 0	0- 0	HOME	1- 0	1- 0	4- 0				
2- 0	0- 0	1- 0	AWAY	0- 0	0- 0	1- 0				
3- 0	1- 0	0- 0	NEUTRAL	2- 0	0- 0	0- 0				
3- 0	0- 0	0- 0	CONFERENCE	1- 0	2- 0	0- 0				
2- 0	0- 0	0- 0	HOME	1- 0	1- 0	0- 0				
1- 0	0- 0	0- 0	AWAY	0- 0	1- 0	0- 0				
0- 0	0- 0	0- 0	NEUTRAL	0- 0	0- 0	0- 0				

RPI	S	Opponent	Score	RPI	S	Opponent	Score	RPI	S	Opponent	Score	RPI	S	Opponent	Score
4	H	Texas	82 75	27	A	Stanford	83 71	53	N	Oklahoma St.	79 69	104	H	James Madison	89 60
21	N	Marquette	101 99					82	H	Central Ark.	77 34	105	A	Kentucky	63 49
								98	H	Auburn	70 59	127	H	Vanderbilt	86 73
								100	N	South Dakota	69 49	182	H	ETSU	87 49
												215	H	Wichita St.	68 56
												219	H	Troy	131 69
												291	H	Alabama St.	104 51
												332	A	Long Beach St.	90 61

LAST 12 Division I GAMES:															
127	H	Vanderbilt	86 73	219	H	Troy	131 69	291	H	Alabama St.	104 51				
98	H	Auburn	70 59	82	H	Central Ark.	77 34								
105	A	Kentucky	63 49	27	A	Stanford	83 71	100	N	South Dakota	69 49				
				332	A	Long Beach St.	90 61	53	N	Oklahoma St.	79 69				
				4	H	Texas	82 75	21	N	Marquette	101 99				

Non-Div I Games:

Tennessee

Average RPI Win:	128	WON-LOST	WINNING	LAST 10	STRENGTH OF	OPP. STRENGTH	TEAM	ADJ.	CONF.	ADJ CONF.
Average RPI Loss:	52	RECORD	PCT. RANK	GAMES	SCHEDULE	OF SCHEDULE	RPI	RPI	RPI	RPI
DIV. I ONLY	12- 2	22	8- 2	22	67	13	13	5	5	
DIV. I NON-CONF.	10- 0	1	8- 0	16	105	3	3	5	5	

TOTALS	RPI 1-25	RPI 26-50	W-L RECORDS	RPI 51-100	RPI 101-150	RPI 150+				
12- 2	0- 0	2- 1	OVERALL	2- 1	4- 0	4- 0				
3- 1	0- 0	1- 0	HOME	0- 1	1- 0	1- 0				
6- 1	0- 0	1- 1	AWAY	1- 0	2- 0	2- 0				
3- 0	0- 0	0- 0	NEUTRAL	1- 0	1- 0	1- 0				
10- 0	0- 0	2- 0	NON-CONFERENCE	2- 0	2- 0	4- 0				
2- 0	0- 0	1- 0	HOME	0- 0	0- 0	1- 0				
5- 0	0- 0	1- 0	AWAY	1- 0	1- 0	2- 0				
3- 0	0- 0	0- 0	NEUTRAL	1- 0	1- 0	1- 0				
2- 2	0- 0	0- 1	CONFERENCE	0- 1	2- 0	0- 0				
1- 1	0- 0	0- 0	HOME	0- 1	1- 0	0- 0				
1- 1	0- 0	0- 1	AWAY	0- 0	1- 0	0- 0				
0- 0	0- 0	0- 0	NEUTRAL	0- 0	0- 0	0- 0				

RPI 1-25				Team's RPI: 13				RPI 26-50				RPI 51-100				RPI 101+			
RPI	S	Opponent	Score	RPI	S	Opponent	Score	RPI	S	Opponent	Score	RPI	S	Opponent	Score	RPI	S	Opponent	Score
				29	H	Duke	64 55	55	H	Butler	53 76	104	N	James Madi son	60 57				
				34	A	Princeton	62 59	67	N	Ameri can	65 60	124	H	Xavi er	75 57				
				49	A	Creighton	54 69	85	A	Hartford	71 53	133	A	Templ e	69 65				
												146	A	Provi dence	63 55				
												178	H	Saint Joseph' s	79 44				
												184	A	La Sal l e	76 49				
												202	N	Lehi gh	62 42				
												245	A	Fai rfi el d	73 44				
LAST 12 Division I GAMES:																			
				124	H	Xavi er	75 57	245	A	Fai rfi el d	73 44								
				55	H	Butl er	53 76	178	H	Saint Joseph' s	79 44								
				146	A	Provi dence	63 55	34	A	Princeton	62 59								
				49	A	Creighton	54 69	67	N	Ameri can	65 60								
				184	A	La Sal l e	76 49	104	N	James Madi son	60 57								
				133	A	Templ e	69 65	29	H	Duke	64 55								

Non-Div I Games:

Villanova

Average RPI Win:	126	WON-LOST	WINNING	LAST 10	STRENGTH OF	OPP. STRENGTH	TEAM	ADJ.	CONF.	ADJ CONF.
Average RPI Loss:	16	RECORD	PCT. RANK	GAMES	SCHEDULE	OF SCHEDULE	RPI	RPI	RPI	RPI
DIV. I ONLY	15- 2	11	8- 2	38	36	14	14	3	3	
DIV. I NON-CONF.	12- 1	8	7- 1	56	45	17	17	3	3	

TOTALS	RPI 1-25	RPI 26-50	W-L RECORDS	RPI 51-100	RPI 101-150	RPI 150+				
15- 2	0- 2	3- 0	OVERALL	3- 0	3- 0	6- 0				
8- 1	0- 1	3- 0	HOME	2- 0	2- 0	1- 0				
4- 1	0- 1	0- 0	AWAY	0- 0	1- 0	3- 0				
3- 0	0- 0	0- 0	NEUTRAL	1- 0	0- 0	2- 0				
12- 1	0- 1	2- 0	NON-CONFERENCE	3- 0	2- 0	5- 0				
7- 1	0- 1	2- 0	HOME	2- 0	2- 0	1- 0				
2- 0	0- 0	0- 0	AWAY	0- 0	0- 0	2- 0				
3- 0	0- 0	0- 0	NEUTRAL	1- 0	0- 0	2- 0				
3- 1	0- 1	1- 0	CONFERENCE	0- 0	1- 0	1- 0				
1- 0	0- 0	1- 0	HOME	0- 0	0- 0	0- 0				
2- 1	0- 1	0- 0	AWAY	0- 0	1- 0	1- 0				
0- 0	0- 0	0- 0	NEUTRAL	0- 0	0- 0	0- 0				

RPI	S	Opponent	Score	RPI	S	Opponent	Score	RPI	S	Opponent	Score	RPI	S	Opponent	Score
8	H	Florida St.	93 94	31	H	Quinnipiac	83 67	68	H	Western Mich.	79 56	118	H	Drake	79 66
24	A	Maryland	64 80	37	H	Western Ky.	104 97	73	N	Elon	74 61	130	A	Illinois	84 71
				41	H	Michigan	82 72	92	H	Northern Ill.	105 80	149	H	Samford	80 59
												152	A	Wisconsin	56 46
												160	A	UNI	71 47
												165	A	Iowa St.	61 55
												180	N	Charlotte	77 64
												209	N	Morgan St.	90 46
												278	H	Ark.-Pine Bluff	85 45

LAST 12 Division I GAMES:															
130	A	Illinois	84 71	278	H	Ark.-Pine Bluff	85 45	165	A	Iowa St.	61 55	149	H	Samford	80 59
24	A	Maryland	64 80					8	H	Florida St.	93 94	73	N	Elon	74 61
41	H	Michigan	82 72					73	N	Elon	74 61	180	N	Charlotte	77 64
152	A	Wisconsin	56 46												
118	H	Drake	79 66												
160	A	UNI	71 47												

Non-Div I Games:

Iowa

Average RPI Win:	113	WON-LOST	WINNING	LAST 10	STRENGTH OF	OPP. STRENGTH	TEAM	ADJ.	CONF.	ADJ CONF.
Average RPI Loss:	41	RECORD	PCT. RANK	GAMES	SCHEDULE	OF SCHEDULE	RPI	RPI	RPI	RPI
DIV. I ONLY	14- 2	16	9- 1	31	14	15	15	2	2	
DIV. I NON-CONF.	12- 1	8	9- 0	73	11	12	12	1	1	

TOTALS	RPI 1-25	RPI 26-50	W-L RECORDS	RPI 51-100	RPI 101-150	RPI 150+				
14- 2	2- 0	1- 2	OVERALL	4- 0	4- 0	3- 0				
7- 1	1- 0	0- 1	HOME	2- 0	3- 0	1- 0				
3- 0	1- 0	0- 0	AWAY	1- 0	0- 0	1- 0				
4- 1	0- 0	1- 1	NEUTRAL	1- 0	1- 0	1- 0				
12- 1	1- 0	1- 1	NON-CONFERENCE	3- 0	4- 0	3- 0				
6- 0	0- 0	0- 0	HOME	2- 0	3- 0	1- 0				
2- 0	1- 0	0- 0	AWAY	0- 0	0- 0	1- 0				
4- 1	0- 0	1- 1	NEUTRAL	1- 0	1- 0	1- 0				
2- 1	1- 0	0- 1	CONFERENCE	1- 0	0- 0	0- 0				
1- 1	1- 0	0- 1	HOME	0- 0	0- 0	0- 0				
1- 0	0- 0	0- 0	AWAY	1- 0	0- 0	0- 0				
0- 0	0- 0	0- 0	NEUTRAL	0- 0	0- 0	0- 0				

RPI	S	Opponent	Score	RPI	S	Opponent	Score	RPI	S	Opponent	Score	RPI	S	Opponent	Score
11	H	South Carolina	83 74	31	N	Quinnipiac	66 51	66	H	Kansas St.	73 59	114	H	Saint Louis	70 58
25	A	California	55 52	37	N	Western Ky.	76 79	75	N	Indiana	75 55	124	N	Xavier	74 48
				44	H	LSU	65 69	81	A	Alabama	62 56	130	H	Illinois	72 55
								84	H	Wright St.	82 80	131	H	SIUE	78 48
												183	A	Missouri St.	69 59
												224	H	New Orleans	81 45
												307	N	Coppin St.	73 50

LAST 12 Division I GAMES:															
11	H	South Carolina	83 74	131	H	SIUE	78 48								
44	H	LSU	65 69	114	H	Saint Louis	70 58								
81	A	Alabama	62 56	224	H	New Orleans	81 45								
130	H	Illinois	72 55	66	H	Kansas St.	73 59								
124	N	Xavier	74 48	25	A	California	55 52								
75	N	Indiana	75 55	307	N	Coppin St.	73 50								

Non-Div I Games:

Missouri

Average RPI Win:	128	WON-LOST	WINNING	LAST 10	STRENGTH OF	OPP. STRENGTH	TEAM	ADJ.	CONF.	ADJ CONF.
Average RPI Loss:	22	RECORD	PCT. RANK	GAMES	SCHEDULE	OF SCHEDULE	RPI	RPI	RPI	RPI
DIV. I ONLY	11- 4	53	7- 3	12	7	16	16	4	4	
DIV. I NON-CONF.	9- 2	35	6- 2	30	20	18	18	4	4	

TOTALS	RPI 1-25	RPI 26-50	W-L RECORDS	RPI 51-100	RPI 101-150	RPI 150+				
11- 4	2- 2	1- 1	OVERALL	3- 1	1- 0	4- 0				
6- 2	1- 2	0- 0	HOME	1- 0	0- 0	4- 0				
3- 2	1- 0	0- 1	AWAY	1- 1	1- 0	0- 0				
2- 0	0- 0	1- 0	NEUTRAL	1- 0	0- 0	0- 0				
9- 2	1- 1	1- 0	NON-CONFERENCE	2- 1	1- 0	4- 0				
5- 1	1- 1	0- 0	HOME	0- 0	0- 0	4- 0				
2- 1	0- 0	0- 0	AWAY	1- 1	1- 0	0- 0				
2- 0	0- 0	1- 0	NEUTRAL	1- 0	0- 0	0- 0				
2- 2	1- 1	0- 1	CONFERENCE	1- 0	0- 0	0- 0				
1- 1	0- 1	0- 0	HOME	1- 0	0- 0	0- 0				
1- 1	1- 0	0- 1	AWAY	0- 0	0- 0	0- 0				
0- 0	0- 0	0- 0	NEUTRAL	0- 0	0- 0	0- 0				

RPI	S	Opponent	Score	RPI	S	Opponent	Score	RPI	S	Opponent	Score	RPI	S	Opponent	Score
1	H	UConn	60 78	27	A	Stanford	65 76	53	A	Oklahoma St.	72 87	103	A	Seton Hall	77 68
6	H	Oregon	61 70	49	N	Creighton	72 63	59	A	Fordham	67 30	230	H	UC Santa Barbara	74 44
20	H	Baylor	82 68					66	N	Kansas St.	64 55	232	H	UC Riverside	68 48
25	A	Cal i forni a	82 46					79	H	Oregon St.	84 49	250	H	San Jose St.	129 69
												290	H	Presbyter i an	76 40

LAST 12 Division I GAMES:															
6	H	Oregon	61 70	53	A	Oklahoma St.	72 87	230	H	UC Santa Barbara	74 44	232	H	UC Riverside	68 48
79	H	Oregon St.	84 49	49	N	Creighton	72 63	66	N	Kansas St.	64 55	1	H	UConn	60 78
25	A	Cal i forni a	82 46												
27	A	Stanford	65 76												
59	A	Fordham	67 30												
103	A	Seton Hall	77 68												

Non-Div I Games:

UCLA

Loss,
Non-Conf, S Site,
H Home
A Away
N Neutral

Average RPI Win:	137	WON-LOST	WINNING	LAST 10	STRENGTH OF	OPP. STRENGTH	TEAM	ADJ.	CONF.	ADJ CONF.
Average RPI Loss:	12	RECORD	PCT. RANK	GAMES	SCHEDULE	OF SCHEDULE	RPI	RPI	RPI	RPI
DIV. I ONLY	13- 4	43	7- 3	7	47	17	17	2	2	
DIV. I NON-CONF.	11- 3	46	7- 2	8	69	22	22	1	1	

TOTALS	RPI 1-25	RPI 26-50	W-L RECORDS	RPI 51-100	RPI 101-150	RPI 150+				
13- 4	0- 3	2- 1	OVERALL	2- 0	5- 0	4- 0				
9- 2	0- 1	1- 1	HOME	1- 0	5- 0	2- 0				
3- 1	0- 1	1- 0	AWAY	1- 0	0- 0	1- 0				
1- 1	0- 1	0- 0	NEUTRAL	0- 0	0- 0	1- 0				
11- 3	0- 2	2- 1	NON-CONFERENCE	1- 0	4- 0	4- 0				
8- 2	0- 1	1- 1	HOME	1- 0	4- 0	2- 0				
2- 0	0- 0	1- 0	AWAY	0- 0	0- 0	1- 0				
1- 1	0- 1	0- 0	NEUTRAL	0- 0	0- 0	1- 0				
2- 1	0- 1	0- 0	CONFERENCE	1- 0	1- 0	0- 0				
1- 0	0- 0	0- 0	HOME	0- 0	1- 0	0- 0				
1- 1	0- 1	0- 0	AWAY	1- 0	0- 0	0- 0				
0- 0	0- 0	0- 0	NEUTRAL	0- 0	0- 0	0- 0				

RPI 1-25				Team's RPI: 17				RPI 26-50				RPI 51-100				RPI 101+			
RPI	S	Opponent	Score	RPI	S	Opponent	Score	RPI	S	Opponent	Score	RPI	S	Opponent	Score	RPI	S	Opponent	Score
6	H	Oregon	68 83	26	H	West Virginia	56 70	82	H	Central Ark.	72 61	105	H	Kentucky	74 70				
6	N	Oregon	62 84	28	H	Houston	83 65	98	A	Auburn	82 73	113	H	TCU	71 58				
11	A	South Carolina	59 61	48	A	Southern California	75 74					125	H	Rice	82 76				
												141	H	Louisiana	83 62				
												147	H	Little Rock	66 49				
												191	H	SMU	79 57				
												203	N	Hawaii	103 59				
												221	A	Texas Tech	90 56				
												282	H	Prairie View	98 70				
LAST 12 Division I GAMES:																			
				98	A	Auburn	82 73	48	A	Southern California	75 74								
				105	H	Kentucky	74 70	82	H	Central Ark.	72 61								
				11	A	South Carolina	59 61	113	H	TCU	71 58								
				191	H	SMU	79 57	26	H	West Virginia	56 70								
				6	N	Oregon	62 84	125	H	Rice	82 76								
				203	N	Hawaii	103 59	282	H	Prairie View	98 70								

Average RPI	Win:	153	WON-LOST	WINNING	LAST 10	STRENGTH OF	OPP. STRENGTH	TEAM	ADJ.	CONF.	ADJ CONF.
Average RPI	Loss:	18	RECORD	PCT. RANK	GAMES	SCHEDULE	OF SCHEDULE	RPI	RPI	RPI	RPI
DIV. I ONLY		14- 3	26	7- 3	43	11	18	18	1	1	
DIV. I NON-CONF.		12- 1	8	7- 1	154	62	27	27	2	2	

TOTALS	RPI 1-25		RPI 26-50		W-L RECORDS		RPI 51-100		RPI 101-150		RPI 150+
14- 3	1- 2		0- 1		OVERALL		4- 0		2- 0		7- 0
9- 0	1- 0		0- 0		HOME		3- 0		0- 0		5- 0
2- 2	0- 1		0- 1		AWAY		1- 0		1- 0		0- 0
3- 1	0- 1		0- 0		NEUTRAL		0- 0		1- 0		2- 0
12- 1	0- 1		0- 0		NON-CONFERENCE		3- 0		2- 0		7- 0
7- 0	0- 0		0- 0		HOME		2- 0		0- 0		5- 0
2- 0	0- 0		0- 0		AWAY		1- 0		1- 0		0- 0
3- 1	0- 1		0- 0		NEUTRAL		0- 0		1- 0		2- 0
2- 2	1- 1		0- 1		CONFERENCE		1- 0		0- 0		0- 0
2- 0	1- 0		0- 0		HOME		1- 0		0- 0		0- 0
0- 2	0- 1		0- 1		AWAY		0- 0		0- 0		0- 0
0- 0	0- 0		0- 0		NEUTRAL		0- 0		0- 0		0- 0

RPI	S	Opponent	Score	RPI	S	Opponent	Score	RPI	S	Opponent	Score	RPI	S	Opponent	Score
2	A	Notre Dame	72 87	50	A	Virginia	63 68	56	H	Georgia Tech	88 77	127	N	Vanderbilt	84 78
3	N	Mississippi St.	65 76					63	H	Drexel	72 62	132	A	UNLV	69 55
8	H	Florida St.	76 69					85	H	Hartford	75 63	152	N	Wisconsin	77 74
								90	A	George Washington	74 62	167	H	Northwestern	81 74
												209	H	Morgan St.	95 68
												234	H	Stony Brook	81 70
												243	H	Colgate	79 39
												280	N	Coastal Caro.	69 57
												292	H	UMES	68 45

LAST 12 Division I GAMES:															
8	H	Florida St.	76 69	280	N	Coastal Caro.	69 57	63	H	Drexel	72 62	243	H	Colgate	79 39
56	H	Georgia Tech	88 77					234	H	Stony Brook	81 70	167	H	Northwestern	81 74
50	A	Virginia	63 68					90	A	George Washington	74 62				
2	A	Notre Dame	72 87												
132	A	UNLV	69 55												
3	N	Mississippi St.	65 76												

Non-Div I Games:

Syracuse

Average RPI	Win:	139	WON-LOST	WINNING	LAST 10	STRENGTH OF	OPP. STRENGTH	TEAM	ADJ.	CONF.	ADJ CONF.
Average RPI	Loss:	7	RECORD	PCT. RANK	GAMES	SCHEDULE	OF SCHEDULE	RPI	RPI	RPI	RPI
DIV. I ONLY		13- 3	28	9- 1	39	8	19	19	4	4	
DIV. I NON-CONF.		9- 3	61	5- 3	109	9	50	50	4	4	

TOTALS	RPI 1-25		RPI 26-50		W-L RECORDS	RPI 51-100		RPI 101-150		RPI 150+	
13- 3	1- 3		2- 0		OVERALL	3- 0		0- 0		7- 0	
9- 0	1- 0		2- 0		HOME	1- 0		0- 0		5- 0	
3- 1	0- 1		0- 0		AWAY	2- 0		0- 0		1- 0	
1- 2	0- 2		0- 0		NEUTRAL	0- 0		0- 0		1- 0	
9- 3	0- 3		1- 0		NON-CONFERENCE	1- 0		0- 0		7- 0	
7- 0	0- 0		1- 0		HOME	1- 0		0- 0		5- 0	
1- 1	0- 1		0- 0		AWAY	0- 0		0- 0		1- 0	
1- 2	0- 2		0- 0		NEUTRAL	0- 0		0- 0		1- 0	
4- 0	1- 0		1- 0		CONFERENCE	2- 0		0- 0		0- 0	
2- 0	1- 0		1- 0		HOME	0- 0		0- 0		0- 0	
2- 0	0- 0		0- 0		AWAY	2- 0		0- 0		0- 0	
0- 0	0- 0		0- 0		NEUTRAL	0- 0		0- 0		0- 0	

RPI	S	Opponent	Score	RPI	S	Opponent	Score	RPI	S	Opponent	Score	RPI	S	Opponent	Score
3	N	Mississippi St.	57 65	27	H	Stanford	73 66	51	A	Utah	83 81	162	N	Col umbi a	72 48
8	A	Flori da St.	66 77	38	H	Buffal o	76 57	64	H	Arkansas	89 43	176	H	Idaho	77 33
10	N	Green Bay	48 61					87	A	Col orado	72 47	195	A	Fresno St.	81 49
25	H	Cal i fornia	80 71									232	H	UC Ri versi de	73 48
												239	H	Sacramento St.	106 58
												243	H	Col gate	65 54
												270	H	UTSA	74 42

LAST 12 Division I GAMES:															
27	H	Stanford	73 66	8	A	Flori da St.	66 77	232	H	UC Ri versi de	73 48				
25	H	Cal i fornia	80 71	38	H	Buffal o	76 57	162	N	Col umbi a	72 48				
51	A	Utah	83 81					10	N	Green Bay	48 61				
87	A	Col orado	72 47					3	N	Missi ssi ppi St.	57 65				
64	H	Arkansas	89 43												
176	H	Idaho	77 33												

Non-Div I Games:

Arizona St.

Average RPI Win:	154	WON-LOST	WINNING	LAST 10	STRENGTH OF	OPP. STRENGTH	TEAM	ADJ.	CONF.	ADJ CONF.
Average RPI Loss:	16	RECORD	PCT. RANK	GAMES	SCHEDULE	OF SCHEDULE	RPI	RPI	RPI	RPI

DIV. I ONLY	14- 1	6	10- 0	127	31	20	20	6	6
DIV. I NON-CONF.	10- 1	17	7- 1	180	34	28	28	6	6

TOTALS	RPI 1-25	RPI 26-50	W-L RECORDS	RPI 51-100	RPI 101-150	RPI 150+			
14- 1	0- 1	1- 0	OVERALL	4- 0	2- 0	7- 0			
9- 0	0- 0	1- 0	HOME	1- 0	2- 0	5- 0			
3- 1	0- 1	0- 0	AWAY	2- 0	0- 0	1- 0			
2- 0	0- 0	0- 0	NEUTRAL	1- 0	0- 0	1- 0			
10- 1	0- 1	1- 0	NON-CONFERENCE	2- 0	2- 0	5- 0			
7- 0	0- 0	1- 0	HOME	1- 0	2- 0	3- 0			
1- 1	0- 1	0- 0	AWAY	0- 0	0- 0	1- 0			
2- 0	0- 0	0- 0	NEUTRAL	1- 0	0- 0	1- 0			
4- 0	0- 0	0- 0	CONFERENCE	2- 0	0- 0	2- 0			
2- 0	0- 0	0- 0	HOME	0- 0	0- 0	2- 0			
2- 0	0- 0	0- 0	AWAY	2- 0	0- 0	0- 0			
0- 0	0- 0	0- 0	NEUTRAL	0- 0	0- 0	0- 0			

RPI 1-25	Team's RPI: 20	RPI 26-50	RPI 51-100	RPI 101+
RPI S Opponent Score	RPI S Opponent Score	RPI S Opponent Score	RPI S Opponent Score	RPI S Opponent Score
16 A UCLA 68 82	27 H Stanford 81 57	56 N Georgi a Tech 80 57	105 H Kentucky 90 63	128 H Lamar Universi ty 121 62
		66 A Kansas St. 88 58	165 H Iowa St. 89 49	183 N Missouri St. 100 58
		82 H Central Ark. 86 55	185 H North Dakota 105 43	221 H Texas Tech 97 49
		93 A Kansas 83 48	249 A Ni choll s St. 85 43	283 H McNeese 95 34
			307 H Coppi n St. 100 54	
LAST 12 Division I GAMES:				
93 A Kansas 83 48	185 H North Dakota 105 43	27 H Stanford 81 57	105 H Kentucky 90 63	
165 H Iowa St. 89 49		56 N Georgi a Tech 80 57	183 N Missouri St. 100 58	
221 H Texas Tech 97 49		16 A UCLA 68 82		
66 A Kansas St. 88 58				
249 A Ni choll s St. 85 43				
283 H McNeese 95 34				

Non-Div I Games:

Bayl or

Average RPI Win:	145	WON-LOST	WINNING	LAST 10	STRENGTH OF	OPP. STRENGTH	TEAM	ADJ.	CONF.	ADJ CONF.
Average RPI Loss:	22	RECORD	PCT. RANK	GAMES	SCHEDULE	OF SCHEDULE	RPI	RPI	RPI	RPI
DIV. I ONLY	10- 5	85	7- 3	13	12	21	21	5	5	
DIV. I NON-CONF.	6- 5	153	5- 3	15	42	45	45	5	5	

TOTALS	RPI 1-25	RPI 26-50	W-L RECORDS	RPI 51-100	RPI 101-150	RPI 150+				
10- 5	0- 3	3- 2	OVERALL	1- 0	1- 0	5- 0				
7- 0	0- 0	2- 0	HOME	0- 0	1- 0	4- 0				
2- 4	0- 2	1- 2	AWAY	1- 0	0- 0	0- 0				
1- 1	0- 1	0- 0	NEUTRAL	0- 0	0- 0	1- 0				
6- 5	0- 3	0- 2	NON-CONFERENCE	1- 0	0- 0	5- 0				
4- 0	0- 0	0- 0	HOME	0- 0	0- 0	4- 0				
1- 4	0- 2	0- 2	AWAY	1- 0	0- 0	0- 0				
1- 1	0- 1	0- 0	NEUTRAL	0- 0	0- 0	1- 0				
4- 0	0- 0	3- 0	CONFERENCE	0- 0	1- 0	0- 0				
3- 0	0- 0	2- 0	HOME	0- 0	1- 0	0- 0				
1- 0	0- 0	1- 0	AWAY	0- 0	0- 0	0- 0				
0- 0	0- 0	0- 0	NEUTRAL	0- 0	0- 0	0- 0				

RPI	S	Opponent	Score	RPI	S	Opponent	Score	RPI	S	Opponent	Score	RPI	S	Opponent	Score
2	A	Notre Dame	85 91	33	H	DePaul	93 81	91	A	Milwaukee	83 68	103	H	Seton Hall	97 84
10	A	Green Bay	55 63	39	H	St. John's (NY)	74 72					152	H	Wisconsin	88 65
12	N	Tennessee	99 101	41	A	Michigan	76 82					194	H	Army West Point	83 53
				47	A	New Mexico	87 88					258	N	Montana	87 68
				49	A	Creighton	92 77					260	H	Loyola Maryland	83 63
												272	H	Loyola Chicago	92 30

LAST 12 Division I GAMES:															
				49	A	Creighton	92 77	194	H	Army West Point	83 53				
				33	H	DePaul	93 81	41	A	Michigan	76 82				
				103	H	Seton Hall	97 84	152	H	Wisconsin	88 65				
				39	H	St. John's (NY)	74 72	10	A	Green Bay	55 63				
				2	A	Notre Dame	85 91	272	H	Loyola Chicago	92 30				
				91	A	Milwaukee	83 68	258	N	Montana	87 68				

Non-Div I Games:

Marquette

FGCU				Average RPI Win: 145		WON-LOST RECORD		WINNING PCT. RANK		LAST 10 GAMES		STRENGTH OF SCHEDULE		OPP. STRENGTH OF SCHEDULE		TEAM RPI		ADJ. RPI		CONF. RPI		ADJ CONF. RPI	
Average RPI Loss: 53																							
DIV. I ONLY				12- 3		31		6- 1		37		78		22		22		20		20			
DIV. I NON-CONF.				11- 3		46		5- 3		35		86		21		21		20		20			
TOTALS				RPI 1-25		RPI 26-50		W-L RECORDS		RPI 51-100		RPI 101-150		RPI 150+									
12- 3				0- 1		2- 0		OVERALL		1- 2		5- 0		4- 0									
6- 0				0- 0		1- 0		HOME		1- 0		4- 0		0- 0									
4- 1				0- 0		0- 0		AWAY		0- 0		0- 0		4- 0									
2- 2				0- 1		1- 0		NEUTRAL		0- 1		1- 0		0- 0									
11- 3				0- 1		2- 0		NON-CONFERENCE		1- 2		4- 0		4- 0									
5- 0				0- 0		1- 0		HOME		1- 0		3- 0		0- 0									
4- 1				0- 0		0- 0		AWAY		0- 1		0- 0		4- 0									
2- 2				0- 1		1- 0		NEUTRAL		0- 1		1- 0		0- 0									
1- 0				0- 0		0- 0		CONFERENCE		0- 0		1- 0		0- 0									
1- 0				0- 0		0- 0		HOME		0- 0		1- 0		0- 0									
0- 0				0- 0		0- 0		AWAY		0- 0		0- 0		0- 0									
0- 0				0- 0		0- 0		NEUTRAL		0- 0		0- 0		0- 0									

RPI 1-25				Team's RPI: 22				RPI 26-50				RPI 51-100				RPI 101+			
RPI	S	Opponent	Score	RPI	S	Opponent	Score	RPI	S	Opponent	Score	RPI	S	Opponent	Score	RPI	S	Opponent	Score
5	N	Ohio St.	62 104	33	N	DePaul	89 84	71	N	Belmont	65 75	105	H	Kentucky	70 64				
				46	H	South Dakota St.	87 78	83	A	Chattanooga	61 68	129	H	Stetson	80 40				
								93	H	Harvard	65 56	130	H	Illinois	85 61				
												131	H	SIUE	66 49				
												137	N	Kent St.	80 62				
												169	A	Siena	63 50				
												226	A	Akron	82 63				
												231	A	Abilene Christian	94 55				
												312	A	FIU	88 52				
LAST 12 Division I GAMES:																			
129	H	Stetson	80 40	231	A	Abilene Christian	94 55												
46	H	South Dakota St.	87 78	71	N	Belmont	65 75												
131	H	SIUE	66 49	5	N	Ohio St.	62 104												
93	H	Harvard	65 56	33	N	DePaul	89 84												
83	A	Chattanooga	61 68	169	A	Siena	63 50												
105	H	Kentucky	70 64	226	A	Akron	82 63												

Non-Div I Games: Southeastern (FL) 76 66 Ave Maria 99 35 Fla. Memorial 82 43

FGCU

Average RPI Win:	150	WON-LOST	WINNING	LAST 10	STRENGTH OF	OPP. STRENGTH	TEAM	ADJ.	CONF.	ADJ CONF.
Average RPI Loss:	43	RECORD	PCT. RANK	GAMES	SCHEDULE	OF SCHEDULE	RPI	RPI	RPI	RPI
DIV. I ONLY	12- 1	8	8- 1	75	73	23	23	7	7	
DIV. I NON-CONF.	10- 0	1	8- 0	135	70	16	16	8	8	

TOTALS	RPI 1-25	RPI 26-50	W-L RECORDS	RPI 51-100	RPI 101-150	RPI 150+				
12- 1	0- 0	1- 1	OVERALL	3- 0	2- 0	6- 0				
7- 1	0- 0	1- 1	HOME	2- 0	0- 0	4- 0				
5- 0	0- 0	0- 0	AWAY	1- 0	2- 0	2- 0				
0- 0	0- 0	0- 0	NEUTRAL	0- 0	0- 0	0- 0				
10- 0	0- 0	1- 0	NON-CONFERENCE	2- 0	2- 0	5- 0				
6- 0	0- 0	1- 0	HOME	1- 0	0- 0	4- 0				
4- 0	0- 0	0- 0	AWAY	1- 0	2- 0	1- 0				
0- 0	0- 0	0- 0	NEUTRAL	0- 0	0- 0	0- 0				
2- 1	0- 0	0- 1	CONFERENCE	1- 0	0- 0	1- 0				
1- 1	0- 0	0- 1	HOME	1- 0	0- 0	0- 0				
1- 0	0- 0	0- 0	AWAY	0- 0	0- 0	1- 0				
0- 0	0- 0	0- 0	NEUTRAL	0- 0	0- 0	0- 0				

RPI 1-25			Team's RPI: 23			RPI 26-50			RPI 51-100			RPI 101+			
RPI	S	Opponent	Score	RPI	S	Opponent	Score	RPI	S	Opponent	Score	RPI	S	Opponent	Score
37	H	Western Ky.	93 81	55	H	Butler	87 75	111	A	Cleveland St.	76 64				
43	H	Central Mich.	65 69	65	A	Purdue	66 60	127	A	Vanderbilt	88 79				
				99	H	Miami (OH)	86 61	155	A	Bowling Green	84 73				
								168	H	Southeast Mo. St.	69 56				
								183	H	Missouri St.	70 58				
								211	H	Austin Peay	89 57				
								254	H	Lipscomb	84 46				
								334	A	Tennessee St.	85 65				
LAST 12 Division I GAMES:															
155	A	Bowling Green	84 73	65	A	Purdue	66 60								
99	H	Miami (OH)	86 61	55	H	Butler	87 75								
43	H	Central Mich.	65 69	334	A	Tennessee St.	85 65								
37	H	Western Ky.	93 81	127	A	Vanderbilt	88 79								
211	H	Austin Peay	89 57	254	H	Lipscomb	84 46								
168	H	Southeast Mo. St.	69 56	183	H	Missouri St.	70 58								

Non-Div I Games: Oakland City 126 55

Ball St.

Average RPI Win:	158	WON-LOST	WINNING	LAST 10	STRENGTH OF	OPP. STRENGTH	TEAM	ADJ.	CONF.	ADJ CONF.
Average RPI Loss:	6	RECORD	PCT. RANK	GAMES	SCHEDULE	OF SCHEDULE	RPI	RPI	RPI	RPI
DIV. I ONLY	15- 2	11	1- 0	98	16	24	24	3	3	
DIV. I NON-CONF.	11- 2	24	1- 0	148	17	36	36	3	3	

TOTALS	RPI 1-25	RPI 26-50	W-L RECORDS	RPI 51-100	RPI 101-150	RPI 150+				
15- 2	1- 2	1- 0	OVERALL	4- 0	1- 0	8- 0				
8- 1	1- 1	0- 0	HOME	2- 0	1- 0	4- 0				
6- 1	0- 1	1- 0	AWAY	2- 0	0- 0	3- 0				
1- 0	0- 0	0- 0	NEUTRAL	0- 0	0- 0	1- 0				
11- 2	0- 2	1- 0	NON-CONFERENCE	3- 0	0- 0	7- 0				
6- 1	0- 1	0- 0	HOME	2- 0	0- 0	4- 0				
4- 1	0- 1	1- 0	AWAY	1- 0	0- 0	2- 0				
1- 0	0- 0	0- 0	NEUTRAL	0- 0	0- 0	1- 0				
4- 0	1- 0	0- 0	CONFERENCE	1- 0	1- 0	1- 0				
2- 0	1- 0	0- 0	HOME	0- 0	1- 0	0- 0				
2- 0	0- 0	0- 0	AWAY	1- 0	0- 0	1- 0				
0- 0	0- 0	0- 0	NEUTRAL	0- 0	0- 0	0- 0				

RPI	S	Opponent	Score	RPI	S	Opponent	Score	RPI	S	Opponent	Score	RPI	S	Opponent	Score
1	A	UConn	72 97	50	A	Virginia	60 59	54	H	Albany (NY)	91 58	130	H	Illinois	100 65
11	H	South Carolina	86 94					69	A	Penn St.	69 65	152	A	Wisconsin	71 44
14	H	Iowa	80 64					88	A	Miami (FL)	79 71	189	H	Niagara	92 65
								90	H	George Washington	80 54	226	A	Akron	75 54
												244	H	Howard	111 49
												251	H	Mt. St. Mary's	97 57
												253	N	Kennesaw St.	89 35
												260	H	Loyola Maryland	114 45
												307	A	Coppin St.	113 49

LAST 12 Division I GAMES:															
88	A	Miami (FL)	79 71	260	H	Loyola Maryland	114 45	90	H	George Washington	80 54	251	H	Mt. St. Mary's	97 57
152	A	Wisconsin	71 44									226	A	Akron	75 54
14	H	Iowa	80 64					50	A	Virginia	60 59				
69	A	Penn St.	69 65					253	N	Kennesaw St.	89 35				
130	H	Illinois	100 65												
307	A	Coppin St.	113 49												

Non-Div I Games:

Maryland

Average RPI Win:	170	WON-LOST	WINNING	LAST 10	STRENGTH OF	OPP. STRENGTH	TEAM	ADJ.	CONF.	ADJ CONF.
Average RPI Loss:	13	RECORD	PCT. RANK	GAMES	SCHEDULE	OF SCHEDULE	RPI	RPI	RPI	RPI
DIV. I ONLY	11- 4	53	8- 2	20	55	25	25	4	4	
DIV. I NON-CONF.	9- 2	35	7- 1	28	75	19	19	4	4	

TOTALS	RPI 1-25	RPI 26-50	W-L RECORDS	RPI 51-100	RPI 101-150	RPI 150+				
11- 4	0- 4	1- 0	OVERALL	1- 0	2- 0	7- 0				
6- 2	0- 2	1- 0	HOME	1- 0	0- 0	4- 0				
5- 2	0- 2	0- 0	AWAY	0- 0	2- 0	3- 0				
0- 0	0- 0	0- 0	NEUTRAL	0- 0	0- 0	0- 0				
9- 2	0- 2	0- 0	NON-CONFERENCE	1- 0	2- 0	6- 0				
5- 1	0- 1	0- 0	HOME	1- 0	0- 0	4- 0				
4- 1	0- 1	0- 0	AWAY	0- 0	2- 0	2- 0				
0- 0	0- 0	0- 0	NEUTRAL	0- 0	0- 0	0- 0				
2- 2	0- 2	1- 0	CONFERENCE	0- 0	0- 0	1- 0				
1- 1	0- 1	1- 0	HOME	0- 0	0- 0	0- 0				
1- 1	0- 1	0- 0	AWAY	0- 0	0- 0	1- 0				
0- 0	0- 0	0- 0	NEUTRAL	0- 0	0- 0	0- 0				

RPI	S	Opponent	Score	RPI	S	Opponent	Score	RPI	S	Opponent	Score	RPI	S	Opponent	Score
1	A	UConn	47 82	48	H	Southern Cal i forni a	76 64	60	H	Saint Mary's (CA)	87 80	105	A	Kentucky	62 52
15	H	Missouri	52 55									106	A	Brown	89 79
16	H	UCLA	46 82									154	H	BYU	70 45
19	A	Ari zona St.	71 80									164	A	Paci fi c	92 85
												201	H	San Di ego	89 64
												222	H	Seattle U	87 67
												240	H	Manhattan	87 66
												259	A	Santa Clara	79 41
												308	A	Ari zona	53 51

LAST 12 Division I GAMES:															
308	A	Ari zona	53 51	164	A	Paci fi c	92 85	201	H	San Di ego	89 64	259	A	Santa Clara	79 41
19	A	Ari zona St.	71 80	201	H	San Di ego	89 64	222	H	Seattle U	87 67	15	H	Missouri	52 55
16	H	UCLA	46 82	259	A	Santa Clara	79 41	15	H	Missouri	52 55	240	H	Manhattan	87 66
48	H	Southern Cal i forni a	76 64	222	H	Seattle U	87 67	240	H	Manhattan	87 66				
105	A	Kentucky	62 52												
154	H	BYU	70 45												

Non-Div I Games:

Cal i forni a

Average RPI Win: 167

Average RPI Loss: 35

WON-LOST
RECORDWINNING
PCT. RANKLAST 10
GAMESSTRENGTH OF
SCHEDULEOPP. STRENGTH
OF SCHEDULETEAM
RPIADJ.
RPICONF.
RPIADJ CONF.
RPIDIV. I ONLY
DIV. I NON-CONF.14- 2
12- 016
18- 2
8- 073
14476
11426
2026
206
66
6

TOTALS

RPI 1-25

RPI 26-50

W-L RECORDS

RPI 51-100

RPI 101-150

RPI 150+

14- 2

1- 1

0- 0

OVERALL

3- 1

1- 0

9- 0

8- 1

0- 0

0- 0

HOME

0- 1

0- 0

8- 0

2- 1

1- 1

0- 0

AWAY

0- 0

1- 0

0- 0

4- 0

0- 0

0- 0

NEUTRAL

3- 0

0- 0

1- 0

12- 0

1- 0

0- 0

NON-CONFERENCE

3- 0

0- 0

8- 0

7- 0

0- 0

0- 0

HOME

0- 0

0- 0

7- 0

1- 0

1- 0

0- 0

AWAY

0- 0

0- 0

0- 0

4- 0

0- 0

0- 0

NEUTRAL

3- 0

0- 0

1- 0

2- 2

0- 1

0- 0

CONFERENCE

0- 1

1- 0

1- 0

1- 1

0- 0

0- 0

HOME

0- 1

0- 0

1- 0

1- 1

0- 1

0- 0

AWAY

0- 0

1- 0

0- 0

0- 0

0- 0

0- 0

NEUTRAL

0- 0

0- 0

0- 0

RPI 1-25

RPI 26-50

Team's RPI: 26

RPI 51-100

RPI 101+

RPI	S	Opponent	Score
4	A	Texas	58 79
17	A	Texas A&M	70 56

RPI	S	Opponent	Score
-----	---	----------	-------

RPI	S	Opponent	Score
52	N	Virginia Tech	79 61
55	N	Butler	75 68
63	N	Drexel	75 42
66	H	Kansas St.	52 60

RPI	S	Opponent	Score
113	A	TCU	87 82
165	H	Iowa St.	57 49
177	H	Pittsburgh	73 52
199	N	Radford	75 55
200	H	North Florida	87 59
209	H	Morgan St.	84 41
239	H	Sacramento St.	101 47
241	H	Morehead St.	66 56
302	H	Central Conn. St.	102 52
307	H	Coppin St.	101 43

LAST 12 Division I GAMES:

165	H	Iowa St.	57 49	199	N	Radford	75 55
66	H	Kansas St.	52 60	307	H	Coppin St.	101 43
4	A	Texas	58 79	177	H	Pittsburgh	73 52
113	A	TCU	87 82	17	A	Texas A&M	70 56
241	H	Morehead St.	66 56	52	N	Virginia Tech	79 61
209	H	Morgan St.	84 41	63	N	Drexel	75 42

Non-Div I Games:

West Virginia

■ Loss,
 ■ Non-Conf,
 ■ S Site,
 ■ H Home
 ■ A Away
 N Neutral

Average RPI Win:	154	WON-LOST	WINNING	LAST 10	STRENGTH OF	OPP. STRENGTH	TEAM	ADJ.	CONF.	ADJ CONF.
Average RPI Loss:	26	RECORD	PCT. RANK	GAMES	SCHEDULE	OF SCHEDULE	RPI	RPI	RPI	RPI
DIV. I ONLY	9- 7	134	5- 5	4	34	27	27	4	4	
DIV. I NON-CONF.	6- 6	170	4- 4	6	43	38	38	4	4	

TOTALS	RPI 1-25	RPI 26-50	W-L RECORDS	RPI 51-100	RPI 101-150	RPI 150+				
9- 7	1- 6	1- 0	OVERALL	1- 0	2- 1	4- 0				
5- 2	1- 1	1- 0	HOME	0- 0	1- 1	2- 0				
2- 3	0- 3	0- 0	AWAY	0- 0	0- 0	2- 0				
2- 2	0- 2	0- 0	NEUTRAL	1- 0	1- 0	0- 0				
6- 6	0- 5	0- 0	NON-CONFERENCE	1- 0	2- 1	3- 0				
3- 2	0- 1	0- 0	HOME	0- 0	1- 1	2- 0				
1- 2	0- 2	0- 0	AWAY	0- 0	0- 0	1- 0				
2- 2	0- 2	0- 0	NEUTRAL	1- 0	1- 0	0- 0				
3- 1	1- 1	1- 0	CONFERENCE	0- 0	0- 0	1- 0				
2- 0	1- 0	1- 0	HOME	0- 0	0- 0	0- 0				
1- 1	0- 1	0- 0	AWAY	0- 0	0- 0	1- 0				
0- 0	0- 0	0- 0	NEUTRAL	0- 0	0- 0	0- 0				

RPI 1-25				RPI 26-50				RPI 51-100				RPI 101+			
RPI	S	Opponent	Score	RPI	S	Opponent	Score	RPI	S	Opponent	Score	RPI	S	Opponent	Score
1	N	UConn	53 78	48	H	Southern Cal i forni a	72 65	71	N	Bel mont	74 53	121	H	Western Ill.	64 71
5	A	Ohio St.	64 85									132	H	UNLV	74 33
5	N	Ohio St.	82 94									137	N	Kent St.	79 54
12	H	Tennessee	71 83									197	A	San Franci sco	86 66
16	H	UCLA	76 65									232	H	UC Ri versi de	53 43
19	A	Ari zona St.	66 73									246	H	CSU Bakersfi el d	57 34
20	A	Bayl or	57 81									308	A	Ari zona	61 46

LAST 12 Division I GAMES:															
19	A	Ari zona St.	66 73	132	H	UNLV	74 33	20	A	Bayl or	57 81				
308	A	Ari zona	61 46	20	A	Bayl or	57 81	197	A	San Franci sco	86 66				
48	H	Southern Cal i forni a	72 65	197	A	San Franci sco	86 66	5	N	Ohio St.	82 94				
16	H	UCLA	76 65	5	N	Ohio St.	82 94	71	N	Bel mont	74 53				
12	H	Tennessee	71 83	71	N	Bel mont	74 53	137	N	Kent St.	79 54				
121	H	Western Ill.	64 71	137	N	Kent St.	79 54								

Non-Div I Games:

Stanford

Average RPI Win:	172	WON-LOST	WINNING	LAST 10	STRENGTH OF	OPP. STRENGTH	TEAM	ADJ.	CONF.	ADJ CONF.
Average RPI Loss:	61	RECORD	PCT. RANK	GAMES	SCHEDULE	OF SCHEDULE	RPI	RPI	RPI	RPI
DIV. I ONLY	14- 3	26	9- 1	112	77	28	28	8	8	
DIV. I NON-CONF.	11- 3	46	8- 1	83	93	26	26	7	7	

TOTALS	RPI 1-25	RPI 26-50	W-L RECORDS	RPI 51-100	RPI 101-150	RPI 150+				
14- 3	0- 2	0- 0	OVERALL	1- 0	4- 0	9- 1				
6- 0	0- 0	0- 0	HOME	0- 0	1- 0	5- 0				
5- 3	0- 2	0- 0	AWAY	0- 0	2- 0	3- 1				
3- 0	0- 0	0- 0	NEUTRAL	1- 0	1- 0	1- 0				
11- 3	0- 2	0- 0	NON-CONFERENCE	1- 0	3- 0	7- 1				
5- 0	0- 0	0- 0	HOME	0- 0	1- 0	4- 0				
3- 3	0- 2	0- 0	AWAY	0- 0	1- 0	2- 1				
3- 0	0- 0	0- 0	NEUTRAL	1- 0	1- 0	1- 0				
3- 0	0- 0	0- 0	CONFERENCE	0- 0	1- 0	2- 0				
1- 0	0- 0	0- 0	HOME	0- 0	0- 0	1- 0				
2- 0	0- 0	0- 0	AWAY	0- 0	1- 0	1- 0				
0- 0	0- 0	0- 0	NEUTRAL	0- 0	0- 0	0- 0				

RPI	S	Opponent	Score	RPI	S	Opponent	Score	Team's RPI: 28	RPI	S	Opponent	Score	RPI	S	Opponent	Score
7	A	Rutgers	57 75						91	N	Milwaukee	74 59	109	A	Tulane	98 92
17	A	Texas A&M	65 83										115	H	George Mason	82 73
													143	A	UT Arlington	62 58
													148	N	Liberty	75 68
													153	A	Texas St.	72 67
													158	A	Boston College	74 79
													162	H	Columbia	77 53
													182	H	ETSU	88 69
													190	N	Northeastern	72 64
													191	A	SMU	85 75
													215	H	Wichita St.	73 55
													221	H	Texas Tech	79 75
													224	A	New Orleans	78 66
													261	H	Incarnate Word	98 67
LAST 12 Division I GAMES:																
109	A	Tulane	98 92	7	A	Rutgers	57 75		182	H	ETSU	88 69				
215	H	Wichita St.	73 55						221	H	Texas Tech	79 75				
191	A	SMU	85 75						143	A	UT Arlington	62 58				
162	H	Columbia	77 53						153	A	Texas St.	72 67				
115	H	George Mason	82 73						190	N	Northeastern	72 64				
261	H	Incarnate Word	98 67													

Non-Div I Games:

Houston

D
u
k
eD
u
k
e

Duke

Average RPI Win:	144	WON-LOST	WINNING	LAST 10	STRENGTH OF	OPP. STRENGTH	TEAM	ADJ.	CONF.	ADJ CONF.
Average RPI Loss:	19	RECORD	PCT. RANK	GAMES	SCHEDULE	OF SCHEDULE	RPI	RPI	RPI	RPI
DIV. I ONLY	12- 4	47	7- 3	48	4	30	30	8	8	
DIV. I NON-CONF.	10- 3	51	6- 3	103	4	30	30	7	7	

TOTALS	RPI 1-25	RPI 26-50	W-L RECORDS	RPI 51-100	RPI 101-150	RPI 150+				
12- 4	0- 2	3- 2	OVERALL	3- 0	1- 0	5- 0				
6- 1	0- 1	1- 0	HOME	1- 0	1- 0	3- 0				
3- 1	0- 0	0- 1	AWAY	1- 0	0- 0	2- 0				
3- 2	0- 1	2- 1	NEUTRAL	1- 0	0- 0	0- 0				
10- 3	0- 1	3- 2	NON-CONFERENCE	3- 0	0- 0	4- 0				
5- 0	0- 0	1- 0	HOME	1- 0	0- 0	3- 0				
2- 1	0- 0	0- 1	AWAY	1- 0	0- 0	1- 0				
3- 2	0- 1	2- 1	NEUTRAL	1- 0	0- 0	0- 0				
2- 1	0- 1	0- 0	CONFERENCE	0- 0	1- 0	1- 0				
1- 1	0- 1	0- 0	HOME	0- 0	1- 0	0- 0				
1- 0	0- 0	0- 0	AWAY	0- 0	0- 0	1- 0				
0- 0	0- 0	0- 0	NEUTRAL	0- 0	0- 0	0- 0				

RPI 1-25				RPI 26-50				RPI 51-100				RPI 101+			
RPI	S	Opponent	Score	RPI	S	Opponent	Score	RPI	S	Opponent	Score	RPI	S	Opponent	Score
1	H	UConn	49 100	32	A	Oklahoma	74 79	55	H	Butler	71 55	109	H	Tulane	75 46
2	N	Notre Dame	66 76	39	N	St. John's (NY)	68 59	77	N	Dayton	93 87	193	H	Arkansas St.	98 55
				40	N	Michigan St.	73 83	90	A	George Washington	83 78	196	A	Cincinnati	69 46
				42	N	Washington St.	82 45					238	H	Southern U.	108 48
				44	H	LSU	61 55					312	A	FIU	82 52
												336	H	Houston Baptist	90 43

LAST 12 Division I GAMES:															
1	H	UConn	49 100	238	H	Southern U.	108 48	32	A	Oklahoma	74 79				
196	A	Cincinnati	69 46					90	A	George Washington	83 78				
109	H	Tulane	75 46					39	N	St. John's (NY)	68 59				
40	N	Michigan St.	73 83					2	N	Notre Dame	66 76				
77	N	Dayton	93 87					42	N	Washington St.	82 45				
312	A	FIU	82 52												

Non-Div I Games:

South Fla.

Average RPI Win: 157		WON-LOST	WINNING	LAST 10	STRENGTH OF		OPP. STRENGTH	TEAM	ADJ.	CONF.	ADJ CONF.
Loss: 22		RECORD	PCT. RANK	GAMES	SCHEDULE		OF SCHEDULE	RPI	RPI	RPI	RPI
DIV. I ONLY		10- 5	85	8- 2	32		29	31	31	25	25
DIV. I NON-CONF.		6- 5	153	6- 2	4		8	15	15	25	25
TOTALS		RPI 1-25	RPI 26-50	W-L RECORDS		RPI 51-100	RPI 101-150	RPI 150+			
10- 5	0- 3	2- 2		OVERALL		1- 0	2- 0	5- 0			
5- 1	0- 0	1- 1		HOME		1- 0	1- 0	2- 0			
5- 3	0- 2	1- 1		AWAY		0- 0	1- 0	3- 0			
0- 1	0- 1	0- 0		NEUTRAL		0- 0	0- 0	0- 0			
6- 5	0- 3	2- 2		NON-CONFERENCE		1- 0	2- 0	1- 0			
3- 1	0- 0	1- 1		HOME		1- 0	1- 0	0- 0			
3- 3	0- 2	1- 1		AWAY		0- 0	1- 0	1- 0			
0- 1	0- 1	0- 0		NEUTRAL		0- 0	0- 0	0- 0			
4- 0	0- 0	0- 0		CONFERENCE		0- 0	0- 0	4- 0			
2- 0	0- 0	0- 0		HOME		0- 0	0- 0	2- 0			
2- 0	0- 0	0- 0		AWAY		0- 0	0- 0	2- 0			
0- 0	0- 0	0- 0		NEUTRAL		0- 0	0- 0	0- 0			

RPI 1-25				RPI 26-50				RPI 51-100				RPI 101+			
RPI	S	Opponent	Score	RPI	S	Opponent	Score	RPI	S	Opponent	Score	RPI	S	Opponent	Score
5	A	Ohio St.	63 95	34	H	Princeton	46 60	77	H	Dayton	72 66	123	A	Hampton	64 58
14	A	Iowa	67 83	40	A	Michigan St.	55 74					146	H	Providence	62 36
15	N	Missouri	51 66	43	A	Central Mich.	84 70					169	H	Siena	68 54
				45	H	Northern Colo.	60 49					189	H	Niagara	77 61
												212	A	Richmond	81 65
												240	A	Manhattan	80 64
												329	A	Iona	74 38
LAST 12 Division I GAMES:															
329	A	Iona	74 38	34	H	Princeton	46 60								
189	H	Niagara	77 61	146	H	Providence	62 36								
240	A	Manhattan	80 64	123	A	Hampton	64 58								
169	H	Siena	68 54	212	A	Richmond	81 65								
43	A	Central Mich.	84 70	77	H	Dayton	72 66								
40	A	Michigan St.	55 74	45	H	Northern Colo.	60 49								

Non-Div I Games:

Qui nni pi ac

Oklahoma

Oklahoma Through Games Of Jan. 7, 2018											
Average RPI Win: 109		WON-LOST RECORD	WINNING PCT. RANK	LAST 10 GAMES	STRENGTH OF SCHEDULE	OPP. STRENGTH OF SCHEDULE	TEAM RPI	ADJ. RPI	CONF. RPI	ADJ CONF. RPI	
Average RPI Loss: 60											
DIV. I ONLY		7- 8	187	4- 6	2	22	32	32	6	6	
DIV. I NON-CONF.		5- 6	187	3- 5	3	12	33	33	6	6	

TOTALS		RPI 1-25	RPI 26-50	W-L RECORDS	RPI 51-100	RPI 101-150	RPI 150+				
7- 8		0- 3	2- 2	OVERALL	1- 1	2- 1	2- 1				
5- 2		0- 1	2- 0	HOME	1- 0	1- 0	1- 1				
2- 5		0- 1	0- 2	AWAY	0- 1	1- 1	1- 0				
0- 1		0- 1	0- 0	NEUTRAL	0- 0	0- 0	0- 0				
5- 6		0- 2	2- 2	NON-CONFERENCE	1- 0	1- 1	1- 1				
4- 1		0- 0	2- 0	HOME	1- 0	0- 0	1- 1				
1- 4		0- 1	0- 2	AWAY	0- 0	1- 1	0- 0				
0- 1		0- 1	0- 0	NEUTRAL	0- 0	0- 0	0- 0				
2- 2		0- 1	0- 0	CONFERENCE	0- 1	1- 0	1- 0				
1- 1		0- 1	0- 0	HOME	0- 0	1- 0	0- 0				
1- 1		0- 0	0- 0	AWAY	0- 1	0- 0	1- 0				
0- 0		0- 0	0- 0	NEUTRAL	0- 0	0- 0	0- 0				

RPI 1-25		RPI 26-50		Team's RPI: 32	RPI 51-100		RPI 101+				
RPI	S	Opponent	Score	RPI	S	Opponent	Score	RPI	S	Opponent	Score
1	N	UConn	64 88	30	H	South Fla.	79 74	53	A	Oklahoma St.	82 96
4	H	Texas	78 88	33	A	DePaul	108 111	71	H	Belmont	96 73
6	A	Oregon	74 92	46	A	South Dakota St.	61 67				
				47	H	New Mexico	105 63				

LAST 12 Division I GAMES:											
53 A Oklahoma St.		82 96		30 H South Fla.		79 74					
113 H TCU		84 71		46 A South Dakota St.		61 67					
165 A Iowa St.		74 69		186 H Florida		61 80					
4 H Texas		78 88		147 A Little Rock		56 68					
1 N UConn		64 88		6 A Oregon		74 92					
47 H New Mexico		105 63		145 A Colorado St.		78 46					

Oklahoma

Non-Div I Games:

Oklahoma

D
e
P
a
u
l

D
e
P
a
u
l

DePaul

Average RPI Win:	163	WON-LOST	WINNING	LAST 10	STRENGTH OF	OPP. STRENGTH	TEAM	ADJ.	CONF.	ADJ CONF.
Average RPI Loss:	25	RECORD	PCT. RANK	GAMES	SCHEDULE	OF SCHEDULE	RPI	RPI	RPI	RPI
DIV. I ONLY	11- 3	37	8- 2	66	42	34	34	9	9	
DIV. I NON-CONF.	10- 3	51	8- 3	76	30	36	36	9	9	

TOTALS	RPI 1-25	RPI 26-50	W-L RECORDS	RPI 51-100	RPI 101-150	RPI 150+				
11- 3	0- 2	1- 0	OVERALL	2- 1	2- 0	6- 0				
3- 2	0- 1	0- 0	HOME	1- 1	1- 0	1- 0				
6- 1	0- 1	1- 0	AWAY	0- 0	1- 0	4- 0				
2- 0	0- 0	0- 0	NEUTRAL	1- 0	0- 0	1- 0				
10- 3	0- 2	1- 0	NON-CONFERENCE	2- 1	2- 0	5- 0				
3- 2	0- 1	0- 0	HOME	1- 1	1- 0	1- 0				
5- 1	0- 1	1- 0	AWAY	0- 0	1- 0	3- 0				
2- 0	0- 0	0- 0	NEUTRAL	1- 0	0- 0	1- 0				
1- 0	0- 0	0- 0	CONFERENCE	0- 0	0- 0	1- 0				
0- 0	0- 0	0- 0	HOME	0- 0	0- 0	0- 0				
1- 0	0- 0	0- 0	AWAY	0- 0	0- 0	1- 0				
0- 0	0- 0	0- 0	NEUTRAL	0- 0	0- 0	0- 0				

RPI	S	Opponent	Score
7	A	Rutgers	50 70
13	H	Villanova	59 62

RPI	S	Opponent	Score
31	A	Quinnipiac	60 46

RPI	S	Opponent	Score
56	H	Georgia Tech	56 67
83	N	Chattanooga	59 49
90	H	George Washington	72 52

RPI	S	Opponent	Score
103	A	Seton Hall	85 83
108	H	Delaware	78 60
157	A	Davidson	63 57
163	A	Penn	70 55
178	N	Saint Joseph's	63 54
235	A	Lafayette	53 45
298	A	Wagner	58 37
345	H	UMBC	77 40

LAST 12 Division I GAMES:

163	A	Penn	70 55	31	A	Quinnipiac	60 46
345	H	UMBC	77 40	235	A	Lafayette	53 45
83	N	Chattanooga	59 49	108	H	Delaware	78 60
178	N	Saint Joseph's	63 54	13	H	Villanova	59 62
298	A	Wagner	58 37	157	A	Davidson	63 57
7	A	Rutgers	50 70	56	H	Georgia Tech	56 67

Non-Div I Games:

Princeton

Average RPI	Win:	175	WON-LOST	WINNING	LAST 10	STRENGTH OF	OPP. STRENGTH	TEAM	ADJ.	CONF.	ADJ CONF.
Average RPI	Loss:	4	RECORD	PCT. RANK	GAMES	SCHEDULE	OF SCHEDULE	RPI	RPI	RPI	RPI
DIV. I ONLY		14- 2		16	8- 2	105	41	35	35	2	2
DIV. I NON-CONF.		12- 1		8	8- 1	127	99	29	29	1	1

TOTALS	RPI 1-25		RPI 26-50		W-L RECORDS	RPI 51-100		RPI 101-150		RPI 150+	
14- 2	0- 2		1- 0		OVERALL	3- 0		3- 0		7- 0	
8- 2	0- 2		0- 0		HOME	2- 0		1- 0		5- 0	
6- 0	0- 0		1- 0		AWAY	1- 0		2- 0		2- 0	
0- 0	0- 0		0- 0		NEUTRAL	0- 0		0- 0		0- 0	
12- 1	0- 1		1- 0		NON-CONFERENCE	3- 0		1- 0		7- 0	
8- 1	0- 1		0- 0		HOME	2- 0		1- 0		5- 0	
4- 0	0- 0		1- 0		AWAY	1- 0		0- 0		2- 0	
0- 0	0- 0		0- 0		NEUTRAL	0- 0		0- 0		0- 0	
2- 1	0- 1		0- 0		CONFERENCE	0- 0		2- 0		0- 0	
0- 1	0- 1		0- 0		HOME	0- 0		0- 0		0- 0	
2- 0	0- 0		0- 0		AWAY	0- 0		2- 0		0- 0	
0- 0	0- 0		0- 0		NEUTRAL	0- 0		0- 0		0- 0	

RPI 1-25				RPI 26-50				Team's RPI: 35				RPI 51-100				RPI 101+			
RPI	S	Opponent	Score	RPI	S	Opponent	Score	RPI	S	Opponent	Score	RPI	S	Opponent	Score	RPI	S	Opponent	Score
3	H	Mississippi St.	62 86	50	A	Virginia	64 61	56	H	Georgia Tech	60 53	105	A	Kentucky	56 42				
4	H	Texas	53 81					70	A	Mercer	72 54	127	A	Vanderbilt	81 52				
								84	H	Wright St.	87 71	135	H	Furman	79 44				
												154	A	BYU	79 63				
												200	H	North Florida	75 37				
												244	H	Howard	87 47				
												275	H	Wofford	95 56				
												284	A	N. C. A&T	73 63				
												330	H	Tennessee Tech	56 48				
												331	H	Western Caro.	76 50				

LAST 12 Division I GAMES:																			
105	A	Kentucky	56 42	56	H	Georgia Tech	60 53	284	A	N. C. A&T	73 63								
127	A	Vanderbilt	81 52					4	H	Texas	53 81								
3	H	Mississippi St.	62 86					135	H	Furman	79 44								
200	H	North Florida	75 37					330	H	Tennessee Tech	56 48								
84	H	Wright St.	87 71					154	A	BYU	79 63								
244	H	Howard	87 47																

Non-Div I Games:

Georgia

NC State		Average RPI	Win: 147	WON-LOST	WINNING	LAST 10	STRENGTH OF	OPP. STRENGTH	TEAM	ADJ.	CONF.	ADJ CONF.
		Average RPI	Loss: 28	RECORD	PCT. RANK	GAMES	SCHEDULE	OF SCHEDULE	RPI	RPI	RPI	RPI
DIV. I ONLY	12- 5	70	6- 4	23	45	36	36	1	1			
DIV. I NON-CONF.	11- 2	24	6- 2	71	81	25	25	2	2			

TOTALS	RPI 1-25	RPI 26-50	W-L RECORDS	RPI 51-100	RPI 101-150	RPI 150+						
12- 5	0- 2	0- 3	OVERALL	3- 0	5- 0	4- 0						
8- 2	0- 1	0- 1	HOME	1- 0	4- 0	3- 0						
3- 2	0- 1	0- 1	AWAY	1- 0	1- 0	1- 0						
1- 1	0- 0	0- 1	NEUTRAL	1- 0	0- 0	0- 0						
11- 2	0- 1	0- 1	NON-CONFERENCE	2- 0	5- 0	4- 0						
8- 0	0- 0	0- 0	HOME	1- 0	4- 0	3- 0						
2- 1	0- 1	0- 0	AWAY	0- 0	1- 0	1- 0						
1- 1	0- 0	0- 1	NEUTRAL	1- 0	0- 0	0- 0						
1- 3	0- 1	0- 2	CONFERENCE	1- 0	0- 0	0- 0						
0- 2	0- 1	0- 1	HOME	0- 0	0- 0	0- 0						
1- 1	0- 0	0- 1	AWAY	1- 0	0- 0	0- 0						
0- 0	0- 0	0- 0	NEUTRAL	0- 0	0- 0	0- 0						

RPI 1-25				RPI 26-50				RPI 51-100				RPI 101+			
RPI	S	Opponent	Score	RPI	S	Opponent	Score	RPI	S	Opponent	Score	RPI	S	Opponent	Score
7	A	Rutgers	53 57	29	A	Duke	56 69	52	A	Virginia Tech	68 51	109	H	Tulane	79 55
9	H	Louisville	47 55	46	N	South Dakota St.	67 75	73	H	Elon	70 57	117	H	South Ala.	71 50
				50	H	Virginia	63 73	81	N	Alabama	68 49	119	H	Jacksonville	64 44
												127	A	Vanderbilt	83 72
												144	H	Georgetown	63 49
												157	H	Davidson	73 49
												182	H	ETSU	70 58
												288	H	UNC Asheville	87 55
												315	A	Old Dominion	73 56

Team's RPI: 36															
LAST 12 Division I GAMES:															
29	A	Duke	56 69	182	H	ETSU	70 58								
50	H	Virginia	63 73	144	H	Georgetown	63 49								
9	H	Louisville	47 55	109	H	Tulane	79 55								
52	A	Virginia Tech	68 51	7	A	Rutgers	53 57								
127	A	Vanderbilt	83 72	46	N	South Dakota St.	67 75								
73	H	Elon	70 57	81	N	Alabama	68 49								

Non-Div I Games:

NC State

Average RPI Win:	181	WON-LOST	WINNING	LAST 10	STRENGTH OF	OPP. STRENGTH	TEAM	ADJ.	CONF.	ADJ CONF.
Average RPI Loss:	29	RECORD	PCT. RANK	GAMES	SCHEDULE	OF SCHEDULE	RPI	RPI	RPI	RPI
DIV. I ONLY	10- 4	61	8- 1	44	70	37	37	18	18	
DIV. I NON-CONF.	8- 4	87	7- 2	48	37	32	32	19	19	

TOTALS	RPI 1-25	RPI 26-50	W-L RECORDS	RPI 51-100	RPI 101-150	RPI 150+				
10- 4	1- 3	0- 0	OVERALL	2- 1	2- 0	5- 0				
4- 1	0- 1	0- 0	HOME	0- 0	1- 0	3- 0				
2- 3	0- 2	0- 0	AWAY	0- 1	0- 0	2- 0				
4- 0	1- 0	0- 0	NEUTRAL	2- 0	1- 0	0- 0				
8- 4	1- 3	0- 0	NON-CONFERENCE	2- 1	1- 0	4- 0				
2- 1	0- 1	0- 0	HOME	0- 0	0- 0	2- 0				
2- 3	0- 2	0- 0	AWAY	0- 1	0- 0	2- 0				
4- 0	1- 0	0- 0	NEUTRAL	2- 0	1- 0	0- 0				
2- 0	0- 0	0- 0	CONFERENCE	0- 0	1- 0	1- 0				
2- 0	0- 0	0- 0	HOME	0- 0	1- 0	1- 0				
0- 0	0- 0	0- 0	AWAY	0- 0	0- 0	0- 0				
0- 0	0- 0	0- 0	NEUTRAL	0- 0	0- 0	0- 0				

RPI	S	Opponent	Score	RPI	S	Opponent	Score	Team's RPI: 37	RPI	S	Opponent	Score	RPI	S	Opponent	Score
2	H	Notre Dame	65 78						70	N	Mercer	67 62	129	N	Stetson	66 58
14	A	Iowa	97 104						75	A	Indiana	71 73	138	H	Middle Tenn.	57 43
15	N	Missouri	79 76						80	N	Toledo	70 56	181	A	Southern Ill.	75 49
23	A	Ball St.	81 93										220	H	Southern Miss.	81 60
													287	A	Georgia St.	74 63
													339	H	Mississippi Val.	87 48
													347	H	Evansville	92 54

LAST 12 Division I GAMES:																
220	H	Southern Miss.	81 60	181	A	Southern Ill.	75 49		347	H	Evansville	92 54				
138	H	Middle Tenn.	57 43	287	A	Georgia St.	74 63		70	N	Mercer	67 62				
23	A	Ball St.	81 93	75	A	Indiana	71 73		75	A	Indiana	71 73				
80	N	Toledo	70 56	2	H	Notre Dame	65 78									
129	N	Stetson	66 58													
339	H	Mississippi Val.	87 48													

Non-Div I Games: Lee 88 64

Western Ky.

Average RPI Win:	160	WON-LOST	WINNING	LAST 10	STRENGTH OF	OPP. STRENGTH	TEAM	ADJ.	CONF.	ADJ CONF.
Average RPI Loss:	100	RECORD	PCT. RANK	GAMES	SCHEDULE	OF SCHEDULE	RPI	RPI	RPI	RPI
DIV. I ONLY	11- 3	37	7- 3	149	54	38	38	7	7	
DIV. I NON-CONF.	9- 2	35	7- 2	181	46	39	39	8	8	

TOTALS	RPI 1-25	RPI 26-50	W-L RECORDS	RPI 51-100	RPI 101-150	RPI 150+				
11- 3	0- 1	1- 0	OVERALL	2- 1	3- 0	5- 1				
4- 0	0- 0	0- 0	HOME	1- 0	1- 0	2- 0				
4- 3	0- 1	1- 0	AWAY	0- 1	0- 0	3- 1				
3- 0	0- 0	0- 0	NEUTRAL	1- 0	2- 0	0- 0				
9- 2	0- 1	1- 0	NON-CONFERENCE	1- 0	3- 0	4- 1				
3- 0	0- 0	0- 0	HOME	0- 0	1- 0	2- 0				
3- 2	0- 1	1- 0	AWAY	0- 0	0- 0	2- 1				
3- 0	0- 0	0- 0	NEUTRAL	1- 0	2- 0	0- 0				
2- 1	0- 0	0- 0	CONFERENCE	1- 1	0- 0	1- 0				
1- 0	0- 0	0- 0	HOME	1- 0	0- 0	0- 0				
1- 1	0- 0	0- 0	AWAY	0- 1	0- 0	1- 0				
0- 0	0- 0	0- 0	NEUTRAL	0- 0	0- 0	0- 0				

RPI 1-25				RPI 26-50				RPI 51-100				RPI 101+			
RPI	S	Opponent	Score	RPI	S	Opponent	Score	RPI	S	Opponent	Score	RPI	S	Opponent	Score
19	A	Arizona St.	57 76	39	A	St. John's (NY)	73 72	68	H	Western Mich.	71 49	108	H	Delaware	87 73
								72	N	Nebraska	82 72	122	N	Clemson	61 41
								92	A	Northern Ill.	84 86	132	N	UNLV	80 53
												162	A	Columbia	65 63
												189	A	Niagara	62 75
												226	A	Akron	89 66
												229	A	St. Bonaventure	76 59
												292	H	UMES	76 41
												313	H	Canisius	73 47

LAST 12 Division I GAMES:															
				92	A	Northern Ill.	84 86	162	A	Columbia	65 63				
				68	H	Western Mich.	71 49	313	H	Canisius	73 47				
				226	A	Akron	89 66	132	N	UNLV	80 53				
				39	A	St. John's (NY)	73 72	19	A	Arizona St.	57 76				
				189	A	Niagara	62 75	122	N	Clemson	61 41				
				229	A	St. Bonaventure	76 59	72	N	Nebraska	82 72				

Non-Div I Games:

Buffalo

Average RPI	Win:	114	WON-LOST	WINNING	LAST 10	STRENGTH OF	OPP. STRENGTH	TEAM	ADJ.	CONF.	ADJ CONF.
Average RPI	Loss:	48	RECORD	PCT. RANK	GAMES	SCHEDULE	OF SCHEDULE	RPI	RPI	RPI	RPI
DIV. I ONLY		9- 7		134	0- 1	6		38	39	39	5
DIV. I NON-CONF.		7- 4		102	0- 1	5		92	24	24	5

TOTALS	RPI 1-25		RPI 26-50		W-L RECORDS	RPI 51-100		RPI 101-150		RPI 150+	
9- 7	0- 2		1- 3		OVERALL	4- 1		3- 1		1- 0	
5- 3	0- 0		1- 1		HOME	1- 1		2- 1		1- 0	
3- 2	0- 1		0- 1		AWAY	2- 0		1- 0		0- 0	
1- 2	0- 1		0- 1		NEUTRAL	1- 0		0- 0		0- 0	
7- 4	0- 1		0- 2		NON-CONFERENCE	4- 1		2- 0		1- 0	
4- 2	0- 0		0- 1		HOME	1- 1		2- 0		1- 0	
2- 0	0- 0		0- 0		AWAY	2- 0		0- 0		0- 0	
1- 2	0- 1		0- 1		NEUTRAL	1- 0		0- 0		0- 0	
2- 3	0- 1		1- 1		CONFERENCE	0- 0		1- 1		0- 0	
1- 1	0- 0		1- 0		HOME	0- 0		0- 1		0- 0	
1- 2	0- 1		0- 1		AWAY	0- 0		1- 0		0- 0	
0- 0	0- 0		0- 0		NEUTRAL	0- 0		0- 0		0- 0	

RPI 1-25				RPI 26-50				RPI 51-100				RPI 101+			
RPI	S	Opponent	Score	RPI	S	Opponent	Score	RPI	S	Opponent	Score	RPI	S	Opponent	Score
11	N	South Carolina	58 76	30	N	South Fla.	59 68	54	A	Albany (NY)	71 66	104	H	James Madison	81 64
21	A	Marquette	72 74	33	A	DePaul	67 76	59	H	Fordham	64 67	124	A	Xavier	67 63
				38	H	Buffalo	72 73	68	N	Western Mich.	76 48	140	H	William & Mary	92 81
				49	H	Creighton	72 65	88	A	Miami (FL)	74 64	146	H	Providence	44 49
								93	H	Kansas	65 53	303	H	St. Francis Brooklyn	73 49

LAST 12 Division I GAMES:															
				30	N	South Fla.	59 68	38	H	Buffalo	72 73				
				124	A	Xavier	67 63	93	H	Kansas	65 53				
				49	H	Creighton	72 65	59	H	Fordham	64 67				
				146	H	Providence	44 49	104	H	James Madison	81 64				
				33	A	DePaul	67 76	88	A	Miami (FL)	74 64				
				21	A	Marquette	72 74	54	A	Albany (NY)	71 66				

Non-Div I Games:

St. John's (NY)

Average RPI Win:	173	WON-LOST	WINNING	LAST 10	STRENGTH OF	OPP. STRENGTH	TEAM	ADJ.	CONF.	ADJ CONF.
Average RPI Loss:	32	RECORD	PCT. RANK	GAMES	SCHEDULE	OF SCHEDULE	RPI	RPI	RPI	RPI
DIV. I ONLY	12- 5	70	7- 3	54	17	40	40	3	3	
DIV. I NON-CONF.	10- 3	51	6- 2	98	25	34	34	3	3	

TOTALS	RPI 1-25	RPI 26-50	W-L RECORDS	RPI 51-100	RPI 101-150	RPI 150+				
12- 5	0- 3	2- 0	OVERALL	2- 2	0- 0	8- 0				
7- 1	0- 1	1- 0	HOME	1- 0	0- 0	5- 0				
3- 3	0- 1	0- 0	AWAY	1- 2	0- 0	2- 0				
2- 1	0- 1	1- 0	NEUTRAL	0- 0	0- 0	1- 0				
10- 3	0- 2	2- 0	NON-CONFERENCE	1- 1	0- 0	7- 0				
6- 0	0- 0	1- 0	HOME	1- 0	0- 0	4- 0				
2- 2	0- 1	0- 0	AWAY	0- 1	0- 0	2- 0				
2- 1	0- 1	1- 0	NEUTRAL	0- 0	0- 0	1- 0				
2- 2	0- 1	0- 0	CONFERENCE	1- 1	0- 0	1- 0				
1- 1	0- 1	0- 0	HOME	0- 0	0- 0	1- 0				
1- 1	0- 0	0- 0	AWAY	1- 1	0- 0	0- 0				
0- 0	0- 0	0- 0	NEUTRAL	0- 0	0- 0	0- 0				

RPI 1-25				RPI 26-50				RPI 51-100				RPI 101+			
RPI	S	Opponent	Score	RPI	S	Opponent	Score	RPI	S	Opponent	Score	RPI	S	Opponent	Score
1	N	UConn	62 96	30	N	South Fla.	83 73	61	A	Minnesota	77 83	159	H	Robert Morris	100 58
2	A	Notre Dame	59 90	31	H	Qui nni pi ac	74 55	68	H	Western Mi ch.	65 62	167	H	Northwestern	81 51
7	H	Rutgers	58 61					75	A	Indi ana	68 46	173	H	Oakland	95 63
								88	A	Mi ami (FL)	57 67	182	A	ETSU	83 74
												218	H	Col. of Charleston	107 43
												309	A	Detroit Mercy	97 60
												320	H	Rhode Island	82 38
												339	N	Mi ssi ssi ppi Val.	83 64

LAST 12 Division I GAMES:															
61	A	Minnesota	77 83	31	H	Qui nni pi ac	74 55	182	A	ETSU	83 74				
167	H	Northwestern	81 51					320	H	Rhode Island	82 38				
7	H	Rutgers	58 61					2	A	Notre Dame	59 90				
75	A	Indi ana	68 46					68	H	Western Mi ch.	65 62				
339	N	Mi ssi ssi ppi Val.	83 64					88	A	Mi ami (FL)	57 67				
30	N	South Fla.	83 73												

Non-Div I Games:

Michigan St.

Average RPI Win:	176	WON-LOST	WINNING	LAST 10	STRENGTH OF	OPP. STRENGTH	TEAM	ADJ.	CONF.	ADJ CONF.
Average RPI Loss:	8	RECORD	PCT. RANK	GAMES	SCHEDULE	OF SCHEDULE	RPI	RPI	RPI	RPI
DIV. I ONLY	13- 4	43	8- 2	60	28	41	41	3	3	
DIV. I NON-CONF.	11- 2	24	7- 1	137	61	46	46	3	3	

TOTALS	RPI 1-25	RPI 26-50	W-L RECORDS	RPI 51-100	RPI 101-150	RPI 150+				
13- 4	1- 4	0- 0	OVERALL	2- 0	3- 0	7- 0				
9- 2	1- 2	0- 0	HOME	1- 0	3- 0	4- 0				
4- 2	0- 2	0- 0	AWAY	1- 0	0- 0	3- 0				
0- 0	0- 0	0- 0	NEUTRAL	0- 0	0- 0	0- 0				
11- 2	1- 2	0- 0	NON-CONFERENCE	1- 0	3- 0	6- 0				
8- 1	1- 1	0- 0	HOME	0- 0	3- 0	4- 0				
3- 1	0- 1	0- 0	AWAY	1- 0	0- 0	2- 0				
0- 0	0- 0	0- 0	NEUTRAL	0- 0	0- 0	0- 0				
2- 2	0- 2	0- 0	CONFERENCE	1- 0	0- 0	1- 0				
1- 1	0- 1	0- 0	HOME	1- 0	0- 0	0- 0				
1- 1	0- 1	0- 0	AWAY	0- 0	0- 0	1- 0				
0- 0	0- 0	0- 0	NEUTRAL	0- 0	0- 0	0- 0				

RPI 1-25				RPI 26-50				Team's RPI: 41				RPI 51-100				RPI 101+			
RPI	S	Opponent	Score	RPI	S	Opponent	Score	RPI	S	Opponent	Score	RPI	S	Opponent	Score	RPI	S	Opponent	Score
2	H	Notre Dame	63 83									69	H	Penn St.	89 69	115	H	George Mason	75 61
5	H	Ohio St.	71 78									95	A	Ohio	74 61	137	H	Kent St.	54 41
9	A	Louisville	49 74													148	H	Liberty	74 50
14	A	Iowa	72 82													152	A	Wisconsin	80 57
21	H	Marquette	82 76													173	H	Oakland	78 69

Average RPI	Win:	130	WON-LOST	WINNING	LAST 10	STRENGTH OF	OPP. STRENGTH	TEAM	ADJ.	CONF.	ADJ CONF.
Average RPI	Loss:	56	RECORD	PCT. RANK	GAMES	SCHEDULE	OF SCHEDULE	RPI	RPI	RPI	RPI
DIV. I ONLY		8- 8		166	6- 4	5	52	42	42	4	4
DIV. I NON-CONF.		7- 5		131	6- 2	12	58	40	40	4	4

TOTALS	RPI 1-25		RPI 26-50		W-L RECORDS	RPI 51-100		RPI 101-150		RPI 150+	
8- 8	1- 1		0- 1		OVERALL	2- 5		1- 1		4- 0	
3- 3	0- 0		0- 0		HOME	1- 2		1- 1		1- 0	
3- 4	0- 1		0- 0		AWAY	1- 3		0- 0		2- 0	
2- 1	1- 0		0- 1		NEUTRAL	0- 0		0- 0		1- 0	
7- 5	1- 0		0- 1		NON-CONFERENCE	1- 3		1- 1		4- 0	
2- 2	0- 0		0- 0		HOME	0- 1		1- 1		1- 0	
3- 2	0- 0		0- 0		AWAY	1- 2		0- 0		2- 0	
2- 1	1- 0		0- 1		NEUTRAL	0- 0		0- 0		1- 0	
1- 3	0- 1		0- 0		CONFERENCE	1- 2		0- 0		0- 0	
1- 1	0- 0		0- 0		HOME	1- 1		0- 0		0- 0	
0- 2	0- 1		0- 0		AWAY	0- 1		0- 0		0- 0	
0- 0	0- 0		0- 0		NEUTRAL	0- 0		0- 0		0- 0	

RPI 1-25				RPI 26-50				Team's RPI: 42	RPI 51-100				RPI 101+			
RPI	S	Opponent	Score	RPI	S	Opponent	Score		RPI	S	Opponent	Score	RPI	S	Opponent	Score
6	A	Oregon	56 89	30	N	South Fla.	45 82		51	H	Utah	79 81	105	H	Kentucky	68 73
7	N	Rutgers	63 60						58	A	UC Davis	76 91	114	H	Saint Louis	85 63
									60	A	Saint Mary's (CA)	75 81	179	H	Idaho St.	72 55
									62	H	Gonzaga	56 64	182	N	ETSU	80 76
									72	A	Nebraska	73 61	197	A	San Francisco	74 70
									79	A	Oregon St.	53 71	205	A	Boise St.	61 53
									87	H	Colorado	89 75				

LAST 12 Division I GAMES:																
51	H	Utah	79 81	62	H	Gonzaga	56 64		114	H	Saint Louis	85 63				
87	H	Colorado	89 75	179	H	Idaho St.	72 55		7	N	Rutgers	63 60				
79	A	Oregon St.	53 71	182	N	ETSU	80 76		30	N	South Fla.	45 82				
6	A	Oregon	56 89													
72	A	Nebraska	73 61													
205	A	Boise St.	61 53													

Non-Div I Games:

Washington St.

Average RPI Win: 158		WON-LOST	WINNING	LAST 10	STRENGTH OF		OPP. STRENGTH	TEAM	ADJ.	CONF.	ADJ CONF.
Loss: 57		RECORD	PCT. RANK	GAMES	SCHEDULE		OF SCHEDULE	RPI	RPI	RPI	RPI
DIV. I ONLY		10- 3	40	7- 2	81		51	43	43	7	7
DIV. I NON-CONF.		7- 3	74	6- 2	193		67	86	86	8	8
TOTALS		RPI 1-25	RPI 26-50	W-L RECORDS		RPI 51-100	RPI 101-150	RPI 150+			
10- 3	1- 0	0- 1		OVERALL		2- 2	2- 0	5- 0			
3- 2	0- 0	0- 1		HOME		1- 1	1- 0	1- 0			
5- 1	1- 0	0- 0		AWAY		1- 1	1- 0	2- 0			
2- 0	0- 0	0- 0		NEUTRAL		0- 0	0- 0	2- 0			
7- 3	0- 0	0- 1		NON-CONFERENCE		0- 2	2- 0	5- 0			
2- 2	0- 0	0- 1		HOME		0- 1	1- 0	1- 0			
3- 1	0- 0	0- 0		AWAY		0- 1	1- 0	2- 0			
2- 0	0- 0	0- 0		NEUTRAL		0- 0	0- 0	2- 0			
3- 0	1- 0	0- 0		CONFERENCE		2- 0	0- 0	0- 0			
1- 0	0- 0	0- 0		HOME		1- 0	0- 0	0- 0			
2- 0	1- 0	0- 0		AWAY		1- 0	0- 0	0- 0			
0- 0	0- 0	0- 0		NEUTRAL		0- 0	0- 0	0- 0			

RPI 1-25				RPI 26-50				RPI 51-100				RPI 101+			
RPI	S	Opponent	Score	RPI	S	Opponent	Score	RPI	S	Opponent	Score	RPI	S	Opponent	Score
23	A	Ball St.	69 65	31	H	Quinnipiac	70 84	65	H	Purdue	69 79	127	H	Vanderbilt	92 75
								76	A	Duquesne	61 64	131	A	SIUE	94 56
								95	H	Ohio	82 58	165	N	Iowa St.	81 60
								99	A	Miami (OH)	84 66	173	A	Oakland	103 85
												218	H	Col. of Charleston	79 58
												267	N	San Diego St.	85 76
												285	A	Indiana St.	77 67
LAST 12 Division I GAMES:															
				99	A	Miami (OH)	84 66	131	A	SIUE	94 56				
				95	H	Ohio	82 58	173	A	Oakland	103 85				
				23	A	Ball St.	69 65	165	N	Iowa St.	81 60				
				31	H	Quinnipiac	70 84	267	N	San Diego St.	85 76				
				76	A	Duquesne	61 64	218	H	Col. of Charleston	79 58				
				285	A	Indiana St.	77 67	127	H	Vanderbilt	92 75				

Non-Div I Games:	Aquinas	96	47
------------------	---------	----	----

Central Mich.

Average RPI Win:	172	WON-LOST	WINNING	LAST 10	STRENGTH OF	OPP. STRENGTH	TEAM	ADJ.	CONF.	ADJ CONF.
Average RPI Loss:	21	RECORD	PCT. RANK	GAMES	SCHEDULE	OF SCHEDULE	RPI	RPI	RPI	RPI
DIV. I ONLY	10- 4	61	8- 2	68	20	44	44	2	2	
DIV. I NON-CONF.	8- 3	65	7- 2	157	53	54	54	1	1	

TOTALS	RPI 1-25	RPI 26-50	W-L RECORDS	RPI 51-100	RPI 101-150	RPI 150+				
10- 4	1- 2	0- 2	OVERALL	0- 0	5- 0	4- 0				
5- 1	0- 1	0- 0	HOME	0- 0	2- 0	3- 0				
4- 2	1- 0	0- 2	AWAY	0- 0	2- 0	1- 0				
1- 1	0- 1	0- 0	NEUTRAL	0- 0	1- 0	0- 0				
8- 3	0- 1	0- 2	NON-CONFERENCE	0- 0	4- 0	4- 0				
4- 0	0- 0	0- 0	HOME	0- 0	1- 0	3- 0				
3- 2	0- 0	0- 2	AWAY	0- 0	2- 0	1- 0				
1- 1	0- 1	0- 0	NEUTRAL	0- 0	1- 0	0- 0				
2- 1	1- 1	0- 0	CONFERENCE	0- 0	1- 0	0- 0				
1- 1	0- 1	0- 0	HOME	0- 0	1- 0	0- 0				
1- 0	1- 0	0- 0	AWAY	0- 0	0- 0	0- 0				
0- 0	0- 0	0- 0	NEUTRAL	0- 0	0- 0	0- 0				

RPI	S	Opponent	Score	RPI	S	Opponent	Score	Team's RPI: 44	RPI	S	Opponent	Score	RPI	S	Opponent	Score
3	H	Mississippi St.	70 83	30	A	South Fla.	55 61						109	A	Tulane	73 50
4	N	Texas	66 75	45	A	Northern Colo.	50 58						221	A	Texas Tech	48 40
15	A	Missouri	69 65										114	N	Saint Louis	71 59
													127	H	Vanderbilt	85 65
													141	H	Louisiana	60 45
													147	A	Little Rock	56 37
													221	A	Texas Tech	48 40
													249	H	Nicholls St.	65 50
													299	H	Southeastern La.	84 56
													300	H	Sam Houston St.	71 58
LAST 12 Division I GAMES:																
3	H	Mississippi St.	70 83	109	A	Tulane	73 50						221	A	Texas Tech	48 40
15	A	Missouri	69 65	221	A	Texas Tech	48 40						114	N	Saint Louis	71 59
127	H	Vanderbilt	85 65	4	N	Texas	66 75						249	H	Nicholls St.	65 50
300	H	Sam Houston St.	71 58	45	A	Northern Colo.	50 58									
147	A	Little Rock	56 37													
141	H	Louisiana	60 45													

Non-Div I Games:

LSU

Average RPI	Win:	172	WON-LOST	WINNING	LAST 10	STRENGTH OF	OPP. STRENGTH	TEAM	ADJ.	CONF.	ADJ CONF.
Average RPI	Loss:	78	RECORD	PCT. RANK	GAMES	SCHEDULE	OF SCHEDULE	RPI	RPI	RPI	RPI
DIV. I ONLY		12- 3		31	8- 2	114	98	45	45	19	19
DIV. I NON-CONF.		8- 3		65	5- 3	66	60	44	44	17	17
<hr/>											
TOTALS	RPI 1-25		RPI 26-50		W-L RECORDS	RPI 51-100		RPI 101-150		RPI 150+	
12- 3	0- 0		2- 1		OVERALL	0- 1		1- 1		9- 0	
6- 1	0- 0		1- 0		HOME	0- 0		0- 1		5- 0	
5- 2	0- 0		1- 1		AWAY	0- 1		0- 0		4- 0	
1- 0	0- 0		0- 0		NEUTRAL	0- 0		1- 0		0- 0	
8- 3	0- 0		2- 1		NON-CONFERENCE	0- 1		1- 1		5- 0	
4- 1	0- 0		1- 0		HOME	0- 0		0- 1		3- 0	
3- 2	0- 0		1- 1		AWAY	0- 1		0- 0		2- 0	
1- 0	0- 0		0- 0		NEUTRAL	0- 0		1- 0		0- 0	
4- 0	0- 0		0- 0		CONFERENCE	0- 0		0- 0		4- 0	
2- 0	0- 0		0- 0		HOME	0- 0		0- 0		2- 0	
2- 0	0- 0		0- 0		AWAY	0- 0		0- 0		2- 0	
0- 0	0- 0		0- 0		NEUTRAL	0- 0		0- 0		0- 0	

RPI 1-25				RPI 26-50				RPI 51-100				RPI 101+			
RPI	S	Opponent	Score	RPI	S	Opponent	Score	RPI	S	Opponent	Score	RPI	S	Opponent	Score
				31	A	Qui nni pi ac	49 60	59	A	Fordham	33 48	145	H	Col orado St.	44 55
				33	A	DePaul	94 88					148	N	Li berty	65 57
				44	H	LSU	58 50					154	H	BYU	79 74
												164	H	Paci fi c	80 55
												176	A	I daho	78 72
												197	H	San Franci sco	73 60
												210	H	Montana St.	82 69
												214	A	Eastern Wash.	70 65
												227	A	Denver	71 63
												242	A	UMKC	88 73
												258	H	Montana	68 50
LAST 12 Di v i s i o n I GAMES:															
				258	H	Montana	68 50	145	H	Col orado St.	44 55				
				210	H	Montana St.	82 69	164	H	Paci fi c	80 55				
				176	A	I daho	78 72	154	H	BYU	79 74				
				214	A	Eastern Wash.	70 65	59	A	Fordham	33 48				
				148	N	Li berty	65 57	31	A	Qui nni pi ac	49 60				
				242	A	UMKC	88 73	197	H	San Franci sco	73 60				

Non-Di v I Games:

Northern Colo.

Average RPI Win:	164	WON-LOST	WINNING	LAST 10	STRENGTH OF	OPP. STRENGTH	TEAM	ADJ.	CONF.	ADJ CONF.
Average RPI Loss:	23	RECORD	PCT. RANK	GAMES	SCHEDULE	OF SCHEDULE	RPI	RPI	RPI	RPI
DIV. I ONLY	12- 4	47	7- 3	94	15	46	46	14	14	
DIV. I NON-CONF.	10- 4	73	7- 3	72	5	43	43	14	14	

TOTALS	RPI 1-25	RPI 26-50	W-L RECORDS	RPI 51-100	RPI 101-150	RPI 150+				
12- 4	0- 3	2- 1	OVERALL	1- 0	1- 0	8- 0				
8- 1	0- 1	1- 0	HOME	0- 0	0- 0	7- 0				
2- 3	0- 2	0- 1	AWAY	1- 0	1- 0	0- 0				
2- 0	0- 0	1- 0	NEUTRAL	0- 0	0- 0	1- 0				
10- 4	0- 3	2- 1	NON-CONFERENCE	1- 0	1- 0	6- 0				
6- 1	0- 1	1- 0	HOME	0- 0	0- 0	5- 0				
2- 3	0- 2	0- 1	AWAY	1- 0	1- 0	0- 0				
2- 0	0- 0	1- 0	NEUTRAL	0- 0	0- 0	1- 0				
2- 0	0- 0	0- 0	CONFERENCE	0- 0	0- 0	2- 0				
2- 0	0- 0	0- 0	HOME	0- 0	0- 0	2- 0				
0- 0	0- 0	0- 0	AWAY	0- 0	0- 0	0- 0				
0- 0	0- 0	0- 0	NEUTRAL	0- 0	0- 0	0- 0				

RPI 1-25				RPI 26-50				RPI 51-100				RPI 101+			
RPI	S	Opponent	Score	RPI	S	Opponent	Score	RPI	S	Opponent	Score	RPI	S	Opponent	Score
9	H	Louisville	64 68	32	H	Oklahoma	67 61	90	A	George Washington	97 88	118	A	Drake	85 78
10	A	Green Bay	41 55	36	N	NC State	75 67					155	H	Bowling Green	76 44
22	A	FGCU	78 87	49	A	Creighton	65 72					160	H	UNI	57 47

Average RPI Win:	173	WON-LOST	WINNING	LAST 10	STRENGTH OF	OPP. STRENGTH	TEAM	ADJ.	CONF.	ADJ CONF.
Average RPI Loss:	141	RECORD	PCT. RANK	GAMES	SCHEDULE	OF SCHEDULE	RPI	RPI	RPI	RPI
DIV. I ONLY	14- 2	16	8- 2	199	83	47	47	17	17	
DIV. I NON-CONF.	11- 1	13	7- 1	114	78	23	23	18	18	

TOTALS	RPI 1-25	RPI 26-50	W-L RECORDS	RPI 51-100	RPI 101-150	RPI 150+				
14- 2	1- 0	0- 1	OVERALL	1- 0	5- 0	7- 1				
11- 0	1- 0	0- 0	HOME	1- 0	4- 0	5- 0				
3- 2	0- 0	0- 1	AWAY	0- 0	1- 0	2- 1				
0- 0	0- 0	0- 0	NEUTRAL	0- 0	0- 0	0- 0				
11- 1	1- 0	0- 1	NON-CONFERENCE	1- 0	4- 0	5- 0				
9- 0	1- 0	0- 0	HOME	1- 0	3- 0	4- 0				
2- 1	0- 0	0- 1	AWAY	0- 0	1- 0	1- 0				
0- 0	0- 0	0- 0	NEUTRAL	0- 0	0- 0	0- 0				
3- 1	0- 0	0- 0	CONFERENCE	0- 0	1- 0	2- 1				
2- 0	0- 0	0- 0	HOME	0- 0	1- 0	1- 0				
1- 1	0- 0	0- 0	AWAY	0- 0	0- 0	1- 1				
0- 0	0- 0	0- 0	NEUTRAL	0- 0	0- 0	0- 0				

RPI 1-25				RPI 26-50				Team's RPI: 47				RPI 51-100				RPI 101+			
RPI	S	Opponent	Score	RPI	S	Opponent	Score	RPI	S	Opponent	Score	RPI	S	Opponent	Score	RPI	S	Opponent	Score
21	H	Marquette	88 87	32	A	Oklahoma	63 105	68	H	Western Mi ch.	88 76	101	H	Navy	94 87	128	H	Lamar University	90 58
												130	H	Illinois	97 68	134	H	Nevada	72 68
												136	A	UTEP	59 35	205	H	Boise St.	100 83
												215	H	Wichi ta St.	76 62	221	H	Texas Tech	90 56
												223	H	UC Irvine	83 61	250	A	San Jose St.	86 95
												264	A	New Mexico St.	101 93	264	H	New Mexico St.	86 75
												305	A	Air Force	88 59				
LAST 12 Division I GAMES:																			
250	A	San Jose St.	86 95	101	H	Navy	94 87	221	H	Texas Tech	90 56	264	A	New Mexico St.	101 93	136	A	UTEP	59 35
205	H	Boise St.	100 83													130	H	Illinois	97 68
134	H	Nevada	72 68													223	H	UC Irvine	83 61
305	A	Air Force	88 59																
128	H	Lamar University	90 58																
32	A	Oklahoma	63 105																

Non-Div I Games: Northern N.M. 107 66

New Mexico

Average RPI	Win:	192	WON-LOST	WINNING	LAST 10	STRENGTH OF	OPP. STRENGTH	TEAM	ADJ.	CONF.	ADJ CONF.
Average RPI	Loss:	19	RECORD	PCT. RANK	GAMES	SCHEDULE	OF SCHEDULE	RPI	RPI	RPI	RPI
DIV. I ONLY		11- 4		53	6- 4	67	79	48	48	4	4
DIV. I NON-CONF.		10- 1		17	7- 1	178	205	47	47	4	4

TOTALS	RPI 1-25		RPI 26-50		W-L RECORDS	RPI 51-100		RPI 101-150		RPI 150+	
11- 4	0- 3		0- 1		OVERALL	2- 0		2- 0		7- 0	
3- 2	0- 2		0- 0		HOME	1- 0		0- 0		2- 0	
5- 2	0- 1		0- 1		AWAY	0- 0		1- 0		4- 0	
3- 0	0- 0		0- 0		NEUTRAL	1- 0		1- 0		1- 0	
10- 1	0- 1		0- 0		NON-CONFERENCE	1- 0		2- 0		7- 0	
2- 1	0- 1		0- 0		HOME	0- 0		0- 0		2- 0	
5- 0	0- 0		0- 0		AWAY	0- 0		1- 0		4- 0	
3- 0	0- 0		0- 0		NEUTRAL	1- 0		1- 0		1- 0	
1- 3	0- 2		0- 1		CONFERENCE	1- 0		0- 0		0- 0	
1- 1	0- 1		0- 0		HOME	1- 0		0- 0		0- 0	
0- 2	0- 1		0- 1		AWAY	0- 0		0- 0		0- 0	
0- 0	0- 0		0- 0		NEUTRAL	0- 0		0- 0		0- 0	

RPI	S	Opponent	Score	RPI	S	Opponent	Score	Team's RPI: 48	RPI	S	Opponent	Score	RPI	S	Opponent	Score
6	H	Oregon	66 70	27	A	Stanford	65 72		65	N	Purdue	58 46	120	A	Loyol a Marymount	80 70
17	H	Texas A&M	74 75						79	H	Oregon St.	65 61	138	N	Mi ddl e Tenn.	72 57
25	A	Cal i forni a	64 76										192	N	Marist	78 57
													203	A	Hawai i	71 60
													210	H	Montana St.	98 47
													232	A	UC Ri versi de	64 46
													259	A	Santa Clara	64 43
													277	A	UTRGV	71 64
													332	H	Long Beach St.	75 60

LAST 12 Division I GAMES:																
79	H	Oregon St.	65 61	17	H	Texas A&M	74 75		120	A	Loyol a Marymount	80 70				
6	H	Oregon	66 70						203	A	Hawai i	71 60				
27	A	Stanford	65 72						192	N	Marist	78 57				
25	A	Cal i forni a	64 76						65	N	Purdue	58 46				
277	A	UTRGV	71 64						332	H	Long Beach St.	75 60				
138	N	Mi ddl e Tenn.	72 57													

Non-Div I Games:

Southern Cal i forni a

Creighton				Through Games Of Jan. 7, 2018							
Average RPI	Win:	118	WON-LOST	WINNING	LAST 10	STRENGTH OF	OPP. STRENGTH	TEAM	ADJ.	CONF.	ADJ CONF.
Average RPI	Loss:	52	RECORD	PCT. RANK	GAMES	SCHEDULE	OF SCHEDULE	RPI	RPI	RPI	RPI
DIV. I ONLY			9- 6	119	6- 4	24	5	49	49	5	5
DIV. I NON-CONF.			6- 4	120	4- 3	45	6	52	52	5	5

TOTALS	RPI 1-25			RPI 26-50		W-L RECORDS	RPI 51-100	RPI 101-150		RPI 150+	
9- 6	1- 3			1- 1		OVERALL	1- 1	3- 1		3- 0	
5- 2	1- 2			1- 0		HOME	0- 0	1- 0		2- 0	
4- 2	0- 0			0- 1		AWAY	1- 1	2- 0		1- 0	
0- 2	0- 1			0- 0		NEUTRAL	0- 0	0- 1		0- 0	
6- 4	0- 2			1- 0		NON-CONFERENCE	1- 1	1- 1		3- 0	
3- 1	0- 1			1- 0		HOME	0- 0	0- 0		2- 0	
3- 1	0- 0			0- 0		AWAY	1- 1	1- 0		1- 0	
0- 2	0- 1			0- 0		NEUTRAL	0- 0	0- 1		0- 0	
3- 2	1- 1			0- 1		CONFERENCE	0- 0	2- 0		0- 0	
2- 1	1- 1			0- 0		HOME	0- 0	1- 0		0- 0	
1- 1	0- 0			0- 1		AWAY	0- 0	1- 0		0- 0	
0- 0	0- 0			0- 0		NEUTRAL	0- 0	0- 0		0- 0	

RPI 1-25				RPI 26-50				Team's RPI: 49				RPI 51-100				RPI 101+			
RPI	S	Opponent	Score	RPI	S	Opponent	Score	RPI	S	Opponent	Score	RPI	S	Opponent	Score	RPI	S	Opponent	Score
8	H	Florida St.	82 92	39	A	St. John's (NY)	65 72	72	A	Nebraska	64 49	103	A	Seton Hall	68 51				
13	H	Villanova	69 54	46	H	South Dakota St.	72 65	100	A	South Dakota	68 73	118	A	Drake	108 100				
16	N	UCLA	63 72									126	N	Washington	64 67				
21	H	Marquette	77 92									144	H	Georgetown	69 58				
												160	H	UNI	89 78				
												187	A	Omaha	72 51				
												215	H	Wichita St.	66 61				

LAST 12 Division I GAMES:																			
21	H	Marquette	77 92	46	H	South Dakota St.	72 65	187	A	Omaha	72 51	118	A	Drake	108 100	16	N	UCLA	63 72
39	A	St. John's (NY)	65 72					126	N	Washington	64 67	126	N	Washington	64 67	13	H	Villanova	69 54
103	A	Seton Hall	68 51					160	H	UNI	89 78	8	H	Florida St.	82 92				
144	H	Georgetown	69 58																

Non-Div I Games:

Creighton

Average RPI Win:	141	WON-LOST	WINNING	LAST 10	STRENGTH OF	OPP. STRENGTH	TEAM	ADJ.	CONF.	ADJ CONF.
Average RPI Loss:	37	RECORD	PCT. RANK	GAMES	SCHEDULE	OF SCHEDULE	RPI	RPI	RPI	RPI
DIV. I ONLY	11- 6	99	8- 2	17	23	50	50	1	1	
DIV. I NON-CONF.	7- 6	165	5- 3	38	22	81	81	2	2	

TOTALS	RPI 1-25	RPI 26-50	W-L RECORDS	RPI 51-100	RPI 101-150	RPI 150+				
11- 6	1- 3	1- 1	OVERALL	3- 2	2- 0	4- 0				
8- 3	1- 1	0- 1	HOME	1- 1	2- 0	4- 0				
1- 3	0- 2	1- 0	AWAY	0- 1	0- 0	0- 0				
2- 0	0- 0	0- 0	NEUTRAL	2- 0	0- 0	0- 0				
7- 6	0- 3	0- 1	NON-CONFERENCE	3- 2	1- 0	3- 0				
5- 3	0- 1	0- 1	HOME	1- 1	1- 0	3- 0				
0- 3	0- 2	0- 0	AWAY	0- 1	0- 0	0- 0				
2- 0	0- 0	0- 0	NEUTRAL	2- 0	0- 0	0- 0				
4- 0	1- 0	1- 0	CONFERENCE	0- 0	1- 0	1- 0				
3- 0	1- 0	0- 0	HOME	0- 0	1- 0	1- 0				
1- 0	0- 0	1- 0	AWAY	0- 0	0- 0	0- 0				
0- 0	0- 0	0- 0	NEUTRAL	0- 0	0- 0	0- 0				

RPI	S	Opponent	Score	RPI	S	Opponent	Score	Team's RPI: 50	RPI	S	Opponent	Score	RPI	S	Opponent	Score
3	A	Mississippi St.	53 68	35	H	Georgia	61 64		75	N	Indiana	82 72	122	H	Clemson	70 41
7	A	Rutgers	43 52	36	A	NC State	73 63		76	H	Duquesne	63 74	123	H	Hampton	66 62
18	H	Syracuse	68 63						77	A	Dayton	46 61	177	H	Pittsburgh	62 50
24	H	Maryland	59 60						93	H	Harvard	50 48	240	H	Manhattan	69 47
									95	N	Ohio	77 59	274	H	UNCG	68 50
													302	H	Central Conn. St.	103 59

LAST 12 Division I GAMES:																
122	H	Clemson	70 41	95	N	Ohio	77 59		7	A	Rutgers	43 52				
36	A	NC State	73 63						274	H	UNCG	68 50				
18	H	Syracuse	68 63						24	H	Maryland	59 60				
177	H	Pittsburgh	62 50						76	H	Duquesne	63 74				
240	H	Manhattan	69 47						93	H	Harvard	50 48				
75	N	Indiana	82 72													

Non-Div I Games:

Virginia

Average RPI	Win:	168	WON-LOST	WINNING	LAST 10	STRENGTH OF	OPP. STRENGTH	TEAM	ADJ.	CONF.	ADJ CONF.
Average RPI	Loss:	85	RECORD	PCT. RANK	GAMES	SCHEDULE	OF SCHEDULE	RPI	RPI	RPI	RPI
DIV. I ONLY		12- 3	31	8- 2	111	112	51	51	4	4	
DIV. I NON-CONF.		9- 2	35	7- 1	105	191	35	35	4	4	

TOTALS	RPI 1-25		RPI 26-50		W-L RECORDS		RPI 51-100		RPI 101-150		RPI 150+
12- 3	0- 1		1- 0		OVERALL		2- 1		3- 0		6- 1
8- 1	0- 1		0- 0		HOME		2- 0		2- 0		4- 0
4- 2	0- 0		1- 0		AWAY		0- 1		1- 0		2- 1
0- 0	0- 0		0- 0		NEUTRAL		0- 0		0- 0		0- 0
9- 2	0- 0		0- 0		NON-CONFERENCE		2- 1		2- 0		5- 1
7- 0	0- 0		0- 0		HOME		2- 0		2- 0		3- 0
2- 2	0- 0		0- 0		AWAY		0- 1		0- 0		2- 1
0- 0	0- 0		0- 0		NEUTRAL		0- 0		0- 0		0- 0
3- 1	0- 1		1- 0		CONFERENCE		0- 0		1- 0		1- 0
1- 1	0- 1		0- 0		HOME		0- 0		0- 0		1- 0
2- 0	0- 0		1- 0		AWAY		0- 0		1- 0		0- 0
0- 0	0- 0		0- 0		NEUTRAL		0- 0		0- 0		0- 0

RPI	S	Opponent	Score	RPI	S	Opponent	Score	RPI	S	Opponent	Score	RPI	S	Opponent	Score
19	H	Arizona St.	81 83	42	A	Washington St.	81 79	60	H	Saint Mary's (CA)	74 63	126	A	Washington	74 65
								65	H	Purdue	81 68	134	H	Nevada	87 61
								81	A	Alabama	60 65	143	H	UT Arlington	71 41
												154	A	BYU	68 77
												172	A	Weber St.	85 58
												188	H	Oral Roberts	71 50
												198	H	Pepperdine	89 65
												261	H	Incarinate Word	90 31
												308	H	Arizona	89 55
												321	A	Utah St.	79 44

LAST 12 Division I GAMES:															
42	A	Washington St.	81 79	154	A	BYU	68 77	198	H	Pepperdine	89 65	60	H	Saint Mary's (CA)	74 63
126	A	Washington	74 65	198	H	Pepperdine	89 65	143	H	UT Arlington	71 41	261	H	Incarinate Word	90 31
19	H	Arizona St.	81 83	60	H	Saint Mary's (CA)	74 63	65	H	Purdue	81 68				
308	H	Arizona	89 55												
188	H	Oral Roberts	71 50												
321	A	Utah St.	79 44												

Non-Div I Games:

Utah

Average RPI Win:	172	WON-LOST	WINNING	LAST 10	STRENGTH OF	OPP. STRENGTH	TEAM	ADJ.	CONF.	ADJ CONF.
Average RPI Loss:	32	RECORD	PCT. RANK	GAMES	SCHEDULE	OF SCHEDULE	RPI	RPI	RPI	RPI
DIV. I ONLY	12- 4	47	7- 3	58	63	52	52	1	1	
DIV. I NON-CONF.	11- 2	24	7- 2	117	96	42	42	2	2	
<hr/>										
TOTALS	RPI 1-25	RPI 26-50	W-L RECORDS	RPI 51-100	RPI 101-150	RPI 150+				
12- 4	0- 1	0- 2	OVERALL	4- 1	2- 0	6- 0				
8- 1	0- 0	0- 1	HOME	2- 0	1- 0	5- 0				
3- 1	0- 1	0- 0	AWAY	1- 0	1- 0	1- 0				
1- 2	0- 0	0- 1	NEUTRAL	1- 1	0- 0	0- 0				
11- 2	0- 0	0- 1	NON-CONFERENCE	4- 1	2- 0	5- 0				
7- 0	0- 0	0- 0	HOME	2- 0	1- 0	4- 0				
3- 0	0- 0	0- 0	AWAY	1- 0	1- 0	1- 0				
1- 2	0- 0	0- 1	NEUTRAL	1- 1	0- 0	0- 0				
1- 2	0- 1	0- 1	CONFERENCE	0- 0	0- 0	1- 0				
1- 1	0- 0	0- 1	HOME	0- 0	0- 0	1- 0				
0- 1	0- 1	0- 0	AWAY	0- 0	0- 0	0- 0				
0- 0	0- 0	0- 0	NEUTRAL	0- 0	0- 0	0- 0				

RPI 1-25				RPI 26-50				RPI 51-100				RPI 101+			
RPI	S	Opponent	Score	RPI	S	Opponent	Score	RPI	S	Opponent	Score	RPI	S	Opponent	Score
9	A	Louisville	56 67	26	N	West Virginia	61 79	55	N	Butler	77 79	112	H	High Point	86 63
				36	H	NC State	51 68	57	H	UCF	86 69	130	A	Illinois	96 49
								63	N	Drexel	79 67	158	H	Boston College	89 58
								83	A	Chattanooga	64 44	199	H	Radford	68 42
								98	H	Auburn	72 63	268	A	Monmouth	84 34
												292	H	UMES	90 52
												298	H	Wagner	99 32
												311	H	USC Upstate	87 56
<hr/>															
LAST 12 Division I GAMES:															
9	A	Louisville	56 67	292	H	UMES	90 52								
158	H	Boston College	89 58	199	H	Radford	68 42								
36	H	NC State	51 68	130	A	Illinois	96 49								
112	H	High Point	86 63	26	N	West Virginia	61 79								
268	A	Monmouth	84 34	55	N	Butler	77 79								
83	A	Chattanooga	64 44	63	N	Drexel	79 67								

Non-Div I Games:

Virginia Tech

Average RPI	Win:	199	WON-LOST	WINNING	LAST 10	STRENGTH OF	OPP. STRENGTH	TEAM	ADJ.	CONF.	ADJ CONF.
Average RPI	Loss:	6	RECORD	PCT. RANK	GAMES	SCHEDULE	OF SCHEDULE	RPI	RPI	RPI	RPI
DIV. I ONLY			12- 3	31	7- 3	133	33	53	53	6	6
DIV. I NON-CONF.			9- 2	35	6- 2	202	118	72	72	6	6

TOTALS	RPI 1-25		RPI 26-50		W-L RECORDS	RPI 51-100		RPI 101-150		RPI 150+	
12- 3	1- 3		1- 0		OVERALL	2- 0		0- 0		8- 0	
10- 0	1- 0		1- 0		HOME	1- 0		0- 0		7- 0	
1- 2	0- 2		0- 0		AWAY	0- 0		0- 0		1- 0	
1- 1	0- 1		0- 0		NEUTRAL	1- 0		0- 0		0- 0	
9- 2	1- 2		0- 0		NON-CONFERENCE	1- 0		0- 0		7- 0	
8- 0	1- 0		0- 0		HOME	0- 0		0- 0		7- 0	
0- 1	0- 1		0- 0		AWAY	0- 0		0- 0		0- 0	
1- 1	0- 1		0- 0		NEUTRAL	1- 0		0- 0		0- 0	
3- 1	0- 1		1- 0		CONFERENCE	1- 0		0- 0		1- 0	
2- 0	0- 0		1- 0		HOME	1- 0		0- 0		0- 0	
1- 1	0- 1		0- 0		AWAY	0- 0		0- 0		1- 0	
0- 0	0- 0		0- 0		NEUTRAL	0- 0		0- 0		0- 0	

RPI	S	Opponent	Score	RPI	S	Opponent	Score	RPI	S	Opponent	Score	RPI	S	Opponent	Score
3	A	Mississippi St.	76 79	32	H	Oklahoma	96 82	66	H	Kansas St.	76 68	215	H	Wichita St.	91 67
4	A	Texas	79 84					100	N	South Dakota	76 68	221	A	Texas Tech	98 57
12	N	Tennessee	69 79									238	H	Southern U.	94 66
16	H	UCLA	87 72									261	H	Incarnate Word	86 35
												277	H	UTRGV	80 38
												310	H	Northwestern St.	78 44
												311	H	USC Upstate	108 71
												343	H	La. -Monroe	112 58

Team's RPI: 53															
LAST 12 Division I GAMES:															
32	H	Oklahoma	96 82	16	H	UCLA	87 72	3	A	Mississippi St.	76 79				
4	A	Texas	79 84	238	H	Southern U.	94 66	12	N	Tennessee	69 79				
66	H	Kansas St.	76 68	100	N	South Dakota	76 68	310	H	Northwestern St.	78 44				
221	A	Texas Tech	98 57												
343	H	La. -Monroe	112 58												
311	H	USC Upstate	108 71												

Non-Div I Games:

Oklahoma St.

Average RPI Win:	195	WON-LOST	WINNING	LAST 10	STRENGTH OF	OPP. STRENGTH	TEAM	ADJ.	CONF.	ADJ CONF.
Average RPI Loss:	49	RECORD	PCT. RANK	GAMES	SCHEDULE	OF SCHEDULE	RPI	RPI	RPI	RPI
DIV. I ONLY	12- 3	31	8- 2	128	148	54	54	21	21	
DIV. I NON-CONF.	11- 2	24	9- 1	177	124	49	49	22	22	

TOTALS	RPI 1-25	RPI 26-50	W-L RECORDS	RPI 51-100	RPI 101-150	RPI 150+				
12- 3	0- 1	0- 1	OVERALL	3- 1	0- 0	9- 0				
5- 1	0- 0	0- 1	HOME	2- 0	0- 0	3- 0				
5- 2	0- 1	0- 0	AWAY	0- 1	0- 0	5- 0				
2- 0	0- 0	0- 0	NEUTRAL	1- 0	0- 0	1- 0				
11- 2	0- 1	0- 1	NON-CONFERENCE	3- 0	0- 0	8- 0				
4- 1	0- 0	0- 1	HOME	2- 0	0- 0	2- 0				
5- 1	0- 1	0- 0	AWAY	0- 0	0- 0	5- 0				
2- 0	0- 0	0- 0	NEUTRAL	1- 0	0- 0	1- 0				
1- 1	0- 0	0- 0	CONFERENCE	0- 1	0- 0	1- 0				
1- 0	0- 0	0- 0	HOME	0- 0	0- 0	1- 0				
0- 1	0- 0	0- 0	AWAY	0- 1	0- 0	0- 0				
0- 0	0- 0	0- 0	NEUTRAL	0- 0	0- 0	0- 0				

RPI	S	Opponent	Score	RPI	S	Opponent	Score	RPI	S	Opponent	Score	RPI	S	Opponent	Score
24	A	Maryland	58 91	39	H	St. John's (NY)	66 71	59	H	Fordham	59 52	169	A	Siena	78 63
								85	A	Hartford	55 70	174	H	New Hampshire	66 53
								89	H	Dartmouth	76 61	181	N	Southern Ill.	68 57
								92	N	Northern Ill.	97 91	229	H	St. Bonaventure	69 52
												233	A	Holy Cross	65 56
												240	A	Manhattan	62 56
												268	A	Monmouth	68 44
												298	H	Wagner	89 44
												302	A	Central Conn. St.	72 60

LAST 12 Division I GAMES:															
174	H	New Hampshire	66 53	169	A	Siena	78 63	240	A	Manhattan	62 56	233	A	Holy Cross	65 56
85	A	Hartford	55 70	39	H	St. John's (NY)	66 71	302	A	Central Conn. St.	72 60	298	H	Wagner	89 44
89	H	Dartmouth	76 61												
92	N	Northern Ill.	97 91												
181	N	Southern Ill.	68 57												
229	H	St. Bonaventure	69 52												

Non-Div I Games:

Albany (NY)

Average RPI Win: 187

Average RPI Loss: 53

WON-LOST
RECORDWINNING
PCT. RANKLAST 10
GAMESSTRENGTH OF
SCHEDULEOPP. STRENGTH
OF SCHEDULETEAM
RPIADJ.
RPICONF.
RPIADJ CONF.
RPIDIV. I ONLY
DIV. I NON-CONF.11- 5
8- 477
877- 3
5- 352
90110
15255
6255
625
55
5

TOTALS

RPI 1-25

RPI 26-50

W-L RECORDS

RPI 51-100

RPI 101-150

RPI 150+

11- 5

1- 1

0- 2

OVERALL

1- 1

2- 1

7- 0

5- 1

0- 0

0- 0

HOME

0- 0

1- 1

4- 0

5- 2

1- 1

0- 1

AWAY

0- 0

1- 0

3- 0

1- 2

0- 0

0- 1

NEUTRAL

1- 1

0- 0

0- 0

8- 4

0- 1

0- 2

NON-CONFERENCE

1- 1

0- 0

7- 0

4- 0

0- 0

0- 0

HOME

0- 0

0- 0

4- 0

3- 2

0- 1

0- 1

AWAY

0- 0

0- 0

3- 0

1- 2

0- 0

0- 1

NEUTRAL

1- 1

0- 0

0- 0

3- 1

1- 0

0- 0

CONFERENCE

0- 0

2- 1

0- 0

1- 1

0- 0

0- 0

HOME

0- 0

1- 1

0- 0

2- 0

1- 0

0- 0

AWAY

0- 0

1- 0

0- 0

0- 0

0- 0

0- 0

NEUTRAL

0- 0

0- 0

0- 0

RPI 1-25

RPI 26-50

RPI 51-100

Team's RPI: 55

RPI 101+

RPI	S	Opponent	Score
13	A	Villanova	76 53
23	A	Ball St.	75 87

RPI	S	Opponent	Score
26	N	West Virginia	68 75
30	A	South Fla.	55 71

RPI	S	Opponent	Score
52	N	Virginia Tech	79 77
63	N	Drexel	62 76

RPI	S	Opponent	Score
103	H	Seton Hall	66 48
124	H	Xavier	62 69
144	A	Georgetown	66 57
152	H	Wisconsin	69 62
211	H	Austin Peay	75 54
237	A	Illinois St.	56 45
254	H	Lipscomb	70 58
272	H	Loyola Chicago	64 52
285	A	Indiana St.	60 51
335	A	Murray St.	88 59

LAST 12 Division I GAMES:

103	H	Seton Hall	66 48	152	H	Wisconsin	69 62
144	A	Georgetown	66 57	237	A	Illinois St.	56 45
13	A	Villanova	76 53	23	A	Ball St.	75 87
124	H	Xavier	62 69	63	N	Drexel	62 76
285	A	Indiana St.	60 51	52	N	Virginia Tech	79 77
272	H	Loyola Chicago	64 52	26	N	West Virginia	68 75

Butler

Butler

Non-Div I Games:

Butler

Average RPI Win: 196

Average RPI Loss: 17

WON-LOST
RECORDWINNING
PCT. RANKLAST 10
GAMESSTRENGTH OF
SCHEDULEOPP. STRENGTH
OF SCHEDULETEAM
RPIADJ.
RPICONF.
RPIADJ CONF.
RPIDIV. I ONLY
DIV. I NON-CONF.12- 5
11- 270
246- 4
6- 235
128131
25056
4856
481
21
2

TOTALS

RPI 1-25

RPI 26-50

W-L RECORDS

RPI 51-100

RPI 101-150

RPI 150+

12- 5

0- 4

1- 1

OVERALL

1- 0

3- 0

7- 0

9- 2

0- 2

0- 0

HOME

1- 0

3- 0

5- 0

2- 2

0- 1

1- 1

AWAY

0- 0

0- 0

1- 0

1- 1

0- 1

0- 0

NEUTRAL

0- 0

0- 0

1- 0

11- 2

0- 1

1- 1

NON-CONFERENCE

1- 0

2- 0

7- 0

8- 0

0- 0

0- 0

HOME

1- 0

2- 0

5- 0

2- 1

0- 0

1- 1

AWAY

0- 0

0- 0

1- 0

1- 1

0- 1

0- 0

NEUTRAL

0- 0

0- 0

1- 0

1- 3

0- 3

0- 0

CONFERENCE

0- 0

1- 0

0- 0

1- 2

0- 2

0- 0

HOME

0- 0

1- 0

0- 0

0- 1

0- 1

0- 0

AWAY

0- 0

0- 0

0- 0

0- 0

0- 0

0- 0

NEUTRAL

0- 0

0- 0

0- 0

RPI 1-25

RPI	S	Opponent	Score
2	H	Notre Dame	54 77
9	H	Louisville	71 74
18	A	Syracuse	77 88
20	N	Baylor	57 80

RPI 26-50

RPI	S	Opponent	Score
34	A	Princeton	67 56
35	A	Georgia	53 60

RPI 51-100

Team's RPI: 56

RPI	S	Opponent	Score
65	H	Purdue	68 55

RPI 101+

RPI	S	Opponent	Score
122	H	Clemson	66 33
138	H	Middle Tenn.	48 45
143	H	UT Arlington	80 52
163	N	Penn	69 55
220	H	Southern Miss.	63 44
253	H	Kennesaw St.	86 48
276	A	Appalachian St.	75 41
287	H	Georgia St.	75 51
322	H	Charleston So.	78 51
327	H	South Carolina St.	86 40

LAST 12 Division I GAMES:

2	H	Notre Dame	54 77	35	A	Georgia	53 60
18	A	Syracuse	77 88	143	H	UT Arlington	80 52
122	H	Clemson	66 33	138	H	Middle Tenn.	48 45
9	H	Louisville	71 74	65	H	Purdue	68 55
220	H	Southern Miss.	63 44	20	N	Baylor	57 80
322	H	Charleston So.	78 51	163	N	Penn	69 55

Non-Div I Games:

Georgia Tech

Average RPI Win:	151	WON-LOST	WINNING	LAST 10	STRENGTH OF	OPP. STRENGTH	TEAM	ADJ.	CONF.	ADJ CONF.
Average RPI Loss:	102	RECORD	PCT. RANK	GAMES	SCHEDULE	OF SCHEDULE	RPI	RPI	RPI	RPI
DIV. I ONLY	11- 5	77	8- 2	57	89	57	57	8	8	
DIV. I NON-CONF.	8- 5	111	6- 3	46	106	55	55	7	7	
<hr/>										
TOTALS	RPI 1-25	RPI 26-50	W-L RECORDS	RPI 51-100	RPI 101-150	RPI 150+				
11- 5	0- 0	0- 0	OVERALL	3- 3	3- 1	5- 1				
6- 2	0- 0	0- 0	HOME	1- 2	1- 0	4- 0				
5- 3	0- 0	0- 0	AWAY	2- 1	2- 1	1- 1				
0- 0	0- 0	0- 0	NEUTRAL	0- 0	0- 0	0- 0				
8- 5	0- 0	0- 0	NON-CONFERENCE	3- 3	2- 1	3- 1				
4- 2	0- 0	0- 0	HOME	1- 2	0- 0	3- 0				
4- 3	0- 0	0- 0	AWAY	2- 1	2- 1	0- 1				
0- 0	0- 0	0- 0	NEUTRAL	0- 0	0- 0	0- 0				
3- 0	0- 0	0- 0	CONFERENCE	0- 0	1- 0	2- 0				
2- 0	0- 0	0- 0	HOME	0- 0	1- 0	1- 0				
1- 0	0- 0	0- 0	AWAY	0- 0	0- 0	1- 0				
0- 0	0- 0	0- 0	NEUTRAL	0- 0	0- 0	0- 0				

RPI 1-25				RPI 26-50				RPI 51-100				Team's RPI : 57				RPI 101+			
RPI	S	Opponent	Score	RPI	S	Opponent	Score	RPI	S	Opponent	Score	RPI	S	Opponent	Score	RPI	S	Opponent	Score
								52	A	Vi r gi ni a Tech	69	86	116	A	Gardner-Webb	65	30		
								58	A	UC Davi s	62	55	133	H	Temple	76	46		
								70	H	Mercer	64	73	149	A	Samford	51	58		
								73	H	El on	57	71	150	A	Boston U.	47	32		
								74	H	IUPUI	63	59	157	H	Davi dson	62	54		
								83	A	Chattanooga	58	57	160	H	UNI	53	43		
													164	A	Paci fi c	74	78		
													191	A	SMU	60	42		
													215	H	Wi chi ta St.	59	53		
													325	H	Ga. Southern	62	38		
LAST 12 Di vi si on I GAMES:																			
215	H	Wi chi ta St.	59	53	150	A	Boston U.	47	32										
191	A	SMU	60	42	325	H	Ga. Southern	62	38										
133	H	Temple	76	46	149	A	Samford	51	58										
157	H	Davi dson	62	54	160	H	UNI	53	43										
164	A	Paci fi c	74	78	74	H	IUPUI	63	59										
58	A	UC Davi s	62	55	73	H	El on	57	71										

Non-Div I Games:

UCF

UC Davis				Through Games Of Jan. 7, 2018							
Average RPI Win:	182	WON-LOST RECORD	WINNING PCT. RANK	LAST 10 GAMES	STRENGTH OF SCHEDULE	OPP. STRENGTH OF SCHEDULE	TEAM RPI	ADJ. RPI	CONF. RPI	ADJ CONF. RPI	
Average RPI Loss:	65										
DIV. I ONLY		12- 3	31	7- 3	157	80	58	58	22	22	
DIV. I NON-CONF.		10- 3	51	7- 3	167	57	56	56	23	23	

TOTALS		RPI 1-25	RPI 26-50		W-L RECORDS		RPI 51-100	RPI 101-150	RPI 150+		
12- 3	0- 0	1- 0		OVERALL		1- 3	1- 0		9- 0		
6- 1	0- 0	1- 0		HOME		0- 1	0- 0		5- 0		
5- 2	0- 0	0- 0		AWAY		1- 2	0- 0		4- 0		
1- 0	0- 0	0- 0		NEUTRAL		0- 0	1- 0		0- 0		
10- 3	0- 0	1- 0		NON-CONFERENCE		1- 3	1- 0		7- 0		
5- 1	0- 0	1- 0		HOME		0- 1	0- 0		4- 0		
4- 2	0- 0	0- 0		AWAY		1- 2	0- 0		3- 0		
1- 0	0- 0	0- 0		NEUTRAL		0- 0	1- 0		0- 0		
2- 0	0- 0	0- 0		CONFERENCE		0- 0	0- 0		2- 0		
1- 0	0- 0	0- 0		HOME		0- 0	0- 0		1- 0		
1- 0	0- 0	0- 0		AWAY		0- 0	0- 0		1- 0		
0- 0	0- 0	0- 0		NEUTRAL		0- 0	0- 0		0- 0		

RPI 1-25		RPI 26-50			RPI 51-100		Team's RPI: 58		RPI 101+		
RPI S	Opponent	Score	RPI S	Opponent	Score	RPI S	Opponent	Score	RPI S	Opponent	Score
42	H Washington St.	91 76	57	H UCF	55 62	142	N Yale	71 61	164	A Paci fic	90 58
			59	A Fordham	62 70	170	H Portland St.	79 67	197	H San Francis co	72 55
			60	A Saint Mary's (CA)	74 50	198	H Pepperdi ne	69 64	203	H Hawai i	76 52
			79	A Oregon St.	47 61	222	A Seattle U	79 53	223	A UC Irvine	76 67
						239	H Sacramento St.	79 72	326	A Southern Utah	85 59

Non-Div I Games:

Average RPI Win:	163	WON-LOST	WINNING	LAST 10	STRENGTH OF	OPP. STRENGTH	TEAM	ADJ.	CONF.	ADJ CONF.
Average RPI Loss:	74	RECORD	PCT. RANK	GAMES	SCHEDULE	OF SCHEDULE	RPI	RPI	RPI	RPI
DIV. I ONLY	12- 4	47	8- 2	117	53	59	59	12	12	
DIV. I NON-CONF.	9- 4	82	7- 2	111	41	64	64	12	12	

TOTALS	RPI 1-25	RPI 26-50	W-L RECORDS	RPI 51-100	RPI 101-150	RPI 150+				
12- 4	0- 1	2- 0	OVERALL	3- 2	1- 0	6- 1				
9- 1	0- 1	1- 0	HOME	3- 0	1- 0	4- 0				
3- 3	0- 0	1- 0	AWAY	0- 2	0- 0	2- 1				
0- 0	0- 0	0- 0	NEUTRAL	0- 0	0- 0	0- 0				
9- 4	0- 1	2- 0	NON-CONFERENCE	2- 2	0- 0	5- 1				
7- 1	0- 1	1- 0	HOME	2- 0	0- 0	4- 0				
2- 3	0- 0	1- 0	AWAY	0- 2	0- 0	1- 1				
0- 0	0- 0	0- 0	NEUTRAL	0- 0	0- 0	0- 0				
3- 0	0- 0	0- 0	CONFERENCE	1- 0	1- 0	1- 0				
2- 0	0- 0	0- 0	HOME	1- 0	1- 0	0- 0				
1- 0	0- 0	0- 0	AWAY	0- 0	0- 0	1- 0				
0- 0	0- 0	0- 0	NEUTRAL	0- 0	0- 0	0- 0				

RPI 1-25				RPI 26-50				RPI 51-100 Team's RPI: 59				RPI 101+			
RPI	S	Opponent	Score	RPI	S	Opponent	Score	RPI	S	Opponent	Score	RPI	S	Opponent	Score
16	H	UCLA	30 67	39	A	St. John's (NY)	67 64	54	A	Albany (NY)	52 59	114	H	Saint Louis	66 63
				45	H	Northern Colo.	48 33	58	H	UC Davis	70 62	151	H	Bucknell	71 62
								69	A	Penn St.	60 65	158	A	Boston College	52 55
								85	H	Hartford	69 44	177	H	Pittsburgh	58 55
								90	H	George Washington	61 50	240	A	Manhattan	54 48
												279	A	Massachusetts	62 51
												329	H	Iona	78 48
												345	H	UMBC	55 46
LAST 12 Division I GAMES:															
114	H	Saint Louis	66 63	151	H	Bucknell	71 62	39	A	St. John's (NY)	67 64				
279	A	Massachusetts	62 51					329	H	Iona	78 48				
90	H	George Washington	61 50					69	A	Penn St.	60 65				
58	H	UC Davis	70 62					177	H	Pittsburgh	58 55				
85	H	Hartford	69 44					240	A	Manhattan	54 48				
16	H	UCLA	30 67												

Non-Div I Games:

Fordham

Average RPI	Win:	175	WON-LOST	WINNING	LAST 10	STRENGTH OF	OPP. STRENGTH	TEAM	ADJ.	CONF.	ADJ CONF.
Average RPI	Loss:	64	RECORD	PCT. RANK	GAMES	SCHEDULE	OF SCHEDULE	RPI	RPI	RPI	RPI
DIV. I ONLY		10- 5		85	6- 4	82	71	60	60	13	13
DIV. I NON-CONF.		7- 4		102	5- 3	88	31	66	66	13	13

TOTALS	RPI 1-25		RPI 26-50		W-L RECORDS	RPI 51-100		RPI 101-150		RPI 150+	
10- 5	0- 1		1- 0		OVERALL	1- 3		0- 1		8- 0	
5- 1	0- 0		1- 0		HOME	1- 1		0- 0		3- 0	
3- 4	0- 1		0- 0		AWAY	0- 2		0- 1		3- 0	
2- 0	0- 0		0- 0		NEUTRAL	0- 0		0- 0		2- 0	
7- 4	0- 1		1- 0		NON-CONFERENCE	1- 3		0- 0		5- 0	
4- 1	0- 0		1- 0		HOME	1- 1		0- 0		2- 0	
1- 3	0- 1		0- 0		AWAY	0- 2		0- 0		1- 0	
2- 0	0- 0		0- 0		NEUTRAL	0- 0		0- 0		2- 0	
3- 1	0- 0		0- 0		CONFERENCE	0- 0		0- 1		3- 0	
1- 0	0- 0		0- 0		HOME	0- 0		0- 0		1- 0	
2- 1	0- 0		0- 0		AWAY	0- 0		0- 1		2- 0	
0- 0	0- 0		0- 0		NEUTRAL	0- 0		0- 0		0- 0	

RPI 1-25				RPI 26-50				RPI 51-100				RPI 101+			
RPI	S	Opponent	Score	RPI	S	Opponent	Score	RPI	S	Opponent	Score	RPI	S	Opponent	Score
25	A	Cal i forni a	80 87	42	H	Washi ngton St.	81 75	51	A	Utah	63 74	120	A	Loyol a Marymount	57 69
								58	H	UC Davi s	50 74	154	H	BYU	57 49
								65	A	Purdue	60 70	164	A	Paci fi c	70 69
								75	H	Indi ana	88 82	201	A	San Di ego	75 53
												205	A	Boi se St.	74 72
												214	N	Eastern Wash.	76 56
												217	H	Cal Poly	82 64
												230	H	UC Santa Barbara	89 59
												248	N	UT Martin	69 58

LAST 12 Division I GAMES:															
201	A	San Di ego	75 53	248	N	UT Martin	69 58	58	H	UC Davi s	50 74				
164	A	Paci fi c	70 69	51	A	Utah	63 74								
154	H	BYU	57 49	205	A	Boi se St.	74 72								
120	A	Loyol a Marymount	57 69	75	H	Indi ana	88 82								
65	A	Purdue	60 70	230	H	UC Santa Barbara	89 59								
214	N	Eastern Wash.	76 56												

Non-Div I Games:

Saint Mary's (CA)

M
i
n
n
e
s
o
t
aM
i
n
n
e
s
o
t
a

Minnesota

Average RPI Win: 168

Average RPI Loss: 95

WON-LOST
RECORDWINNING
PCT. RANKLAST 10
GAMESSTRENGTH OF
SCHEDULEOPP. STRENGTH
OF SCHEDULETEAM
RPIADJ.
RPICONF.
RPIADJ CONF.
RPI

DIV. I ONLY	11- 4	53	9- 1	83	136	62	62	13	13
DIV. I NON-CONF.	7- 4	102	6- 2	54	132	70	70	13	13
TOTALS	RPI 1-25	RPI 26-50	W-L RECORDS	RPI 51-100	RPI 101-150	RPI 150+			
11- 4	0- 0	1- 1	OVERALL	0- 1	3- 2	7- 0			
6- 1	0- 0	0- 0	HOME	0- 0	2- 1	4- 0			
4- 1	0- 0	1- 0	AWAY	0- 0	0- 1	3- 0			
1- 2	0- 0	0- 1	NEUTRAL	0- 1	1- 0	0- 0			
7- 4	0- 0	1- 1	NON-CONFERENCE	0- 1	2- 2	4- 0			
4- 1	0- 0	0- 0	HOME	0- 0	1- 1	3- 0			
2- 1	0- 0	1- 0	AWAY	0- 0	0- 1	1- 0			
1- 2	0- 0	0- 1	NEUTRAL	0- 1	1- 0	0- 0			
4- 0	0- 0	0- 0	CONFERENCE	0- 0	1- 0	3- 0			
2- 0	0- 0	0- 0	HOME	0- 0	1- 0	1- 0			
2- 0	0- 0	0- 0	AWAY	0- 0	0- 0	2- 0			
0- 0	0- 0	0- 0	NEUTRAL	0- 0	0- 0	0- 0			

RPI 1-25				RPI 26-50				RPI 51-100				RPI 101+			
RPI	S	Opponent	Score	RPI	S	Opponent	Score	RPI	S	Opponent	Score	RPI	S	Opponent	Score
				33	N	DePaul	71 88	71	N	Belmont	63 71	120	H	Loyola Marymount	77 67
				42	A	Washington St.	64 56					121	H	Western Ill.	80 65
												132	H	UNLV	50 52
												137	N	Kent St.	77 57
												145	A	Colorado St.	49 65
												161	H	Saint Francis (PA)	97 74
												164	A	Pacific	99 72
												170	H	Portland St.	91 52
												198	H	Pepperdine	73 51
												214	H	Eastern Wash.	69 45
												258	A	Montana	70 55
												259	A	Santa Clara	63 51
LAST 12 Division I GAMES:															
				120	H	Loyola Marymount	77 67	132	H	UNLV	50 52				
				198	H	Pepperdine	73 51	42	A	Washington St.	64 56				
				259	A	Santa Clara	63 51	170	H	Portland St.	91 52				
				164	A	Pacific	99 72	214	H	Eastern Wash.	69 45				
				121	H	Western Ill.	80 65	33	N	DePaul	71 88				
				161	H	Saint Francis (PA)	97 74	137	N	Kent St.	77 57				

Non-Div I Games:

Gonzaga

■ Loss,
 ■ Non-Conf,
 ■ S Site,
 ■ H Home
 ■ A Away
 N Neutral

Average RPI Win: 191

Average RPI Loss: 54

WON-LOST
RECORDWINNING
PCT. RANKLAST 10
GAMESSTRENGTH OF
SCHEDULEOPP. STRENGTH
OF SCHEDULETEAM
RPIADJ.
RPICONF.
RPIADJ CONF.
RPIDIV. I ONLY
DIV. I NON-CONF.10- 5
8- 485
877- 2
6- 280
99114
9163
6063
6010
1110
11

TOTALS

RPI 1-25

RPI 26-50

W-L RECORDS

RPI 51-100

RPI 101-150

RPI 150+

10- 5
6- 0
3- 3
1- 20- 1
0- 0
0- 1
0- 00- 1
0- 0
0- 0
0- 1OVERALL
HOME
AWAY
NEUTRAL1- 2
0- 0
0- 1
1- 11- 1
1- 0
0- 1
0- 08- 0
5- 0
3- 0
0- 08- 4
4- 0
3- 2
1- 20- 1
0- 0
0- 1
0- 00- 1
0- 0
0- 0
0- 1NON-CONFERENCE
HOME
AWAY
NEUTRAL1- 2
0- 0
0- 1
1- 10- 0
0- 0
0- 0
0- 07- 0
4- 0
3- 0
0- 02- 1
2- 0
0- 1
0- 00- 0
0- 0
0- 0
0- 00- 0
0- 0
0- 0
0- 0CONFERENCE
HOME
AWAY
NEUTRAL0- 0
0- 0
0- 0
0- 01- 1
1- 0
0- 1
0- 01- 0
1- 0
0- 0
0- 0

RPI 1-25

RPI S Opponent Score
18 A Syracuse 62 72

RPI 26-50

RPI S Opponent Score
26 N West Virginia 42 75

RPI 51-100

Team's RPI: 63
RPI S Opponent Score
52 N Virginia Tech 67 79
55 N Butler 76 62
69 A Penn St. 70 84

RPI 101+

RPI S Opponent Score
104 A James Madison 48 56
108 H Delaware 74 53
151 H Bucknell I 63 54
178 A Saint Joseph's 65 58
184 H La Salle 79 54
189 A Niagara 66 65
207 H Hofstra 47 38
235 H Lafayette 52 37
296 A Delaware St. 73 52
306 H Cornell I 61 39

LAST 12 Division I GAMES:

104 A James Madison	48 56	189 A Niagara	66 65
207 H Hofstra	47 38	296 A Delaware St.	73 52
108 H Delaware	74 53	235 H Lafayette	52 37
306 H Cornell I	61 39	55 N Butler	76 62
178 A Saint Joseph's	65 58	26 N West Virginia	42 75
18 A Syracuse	62 72	52 N Virginia Tech	67 79

D
r
e
x
e
lD
r
e
x
e
l

Non-Div I Games:

Drexel

Average RPI Win:	194	WON-LOST	WINNING	LAST 10	STRENGTH OF	OPP. STRENGTH	TEAM	ADJ.	CONF.	ADJ CONF.
Average RPI Loss:	67	RECORD	PCT. RANK	GAMES	SCHEDULE	OF SCHEDULE	RPI	RPI	RPI	RPI
DIV. I ONLY	10- 6	109	6- 4	36	157	64	64	2	2	
DIV. I NON-CONF.	9- 4	82	6- 3	93	211	58	58	1	1	

TOTALS	RPI 1-25	RPI 26-50	W-L RECORDS	RPI 51-100	RPI 101-150	RPI 150+				
10- 6	0- 2	0- 0	OVERALL	0- 3	4- 1	6- 0				
8- 1	0- 0	0- 0	HOME	0- 1	4- 0	4- 0				
1- 5	0- 2	0- 0	AWAY	0- 2	0- 1	1- 0				
1- 0	0- 0	0- 0	NEUTRAL	0- 0	0- 0	1- 0				
9- 4	0- 1	0- 0	NON-CONFERENCE	0- 2	3- 1	6- 0				
7- 0	0- 0	0- 0	HOME	0- 0	3- 0	4- 0				
1- 4	0- 1	0- 0	AWAY	0- 2	0- 1	1- 0				
1- 0	0- 0	0- 0	NEUTRAL	0- 0	0- 0	1- 0				
1- 2	0- 1	0- 0	CONFERENCE	0- 1	1- 0	0- 0				
1- 1	0- 0	0- 0	HOME	0- 1	1- 0	0- 0				
0- 1	0- 1	0- 0	AWAY	0- 0	0- 0	0- 0				
0- 0	0- 0	0- 0	NEUTRAL	0- 0	0- 0	0- 0				

RPI	S	Opponent	Score	RPI	S	Opponent	Score	RPI	S	Opponent	Score	RPI	S	Opponent	Score
3	A	Mississippi St.	69 111					72	A	Nebraska	69 80	102	H	Ole Miss	73 72
19	A	Arizona St.	43 89					81	H	Alabama	76 83	136	A	UTEP	61 64
								93	A	Kansas	60 71	139	H	Tulsa	67 41
												143	H	UT Arlington	91 57
												149	H	Samford	84 63
												180	H	Charlotte	73 72
												188	A	Oral Roberts	77 66
												231	H	Abilene Christian	79 65
												247	H	Grambling	79 62
												264	N	New Mexico St.	69 60
												300	H	Sam Houston St.	65 54
LAST 12 Division I GAMES:															
81	H	Alabama	76 83	139	H	Tulsa	67 41								
3	A	Mississippi St.	69 111	180	H	Charlotte	73 72								
102	H	Ole Miss	73 72	93	A	Kansas	60 71								
247	H	Grambling	79 62	231	H	Abilene Christian	79 65								
19	A	Arizona St.	43 89	264	N	New Mexico St.	69 60								
143	H	UT Arlington	91 57	136	A	UTEP	61 64								

Non-Div I Games:

Arkansas

P
u
r
d
u
eP
u
r
d
u
e

Purdue

Average RPI Win:	182	WON-LOST	WINNING	LAST 10	STRENGTH OF	OPP. STRENGTH	TEAM	ADJ.	CONF.	ADJ CONF.
Average RPI Loss:	45	RECORD	PCT. RANK	GAMES	SCHEDULE	OF SCHEDULE	RPI	RPI	RPI	RPI
DIV. I ONLY	9- 6	119	5- 5	21	97	66	66	6	6	
DIV. I NON-CONF.	8- 3	65	5- 3	146	145	82	82	6	6	
<hr/>										
TOTALS	RPI 1-25	RPI 26-50	W-L RECORDS	RPI 51-100	RPI 101-150	RPI 150+				
9- 6	0- 4	1- 0	OVERALL	1- 1	2- 0	5- 1				
6- 3	0- 2	0- 0	HOME	0- 0	2- 0	4- 1				
2- 2	0- 1	1- 0	AWAY	0- 1	0- 0	1- 0				
1- 1	0- 1	0- 0	NEUTRAL	1- 0	0- 0	0- 0				
8- 3	0- 2	0- 0	NON-CONFERENCE	1- 0	2- 0	5- 1				
6- 1	0- 0	0- 0	HOME	0- 0	2- 0	4- 1				
1- 1	0- 1	0- 0	AWAY	0- 0	0- 0	1- 0				
1- 1	0- 1	0- 0	NEUTRAL	1- 0	0- 0	0- 0				
1- 3	0- 2	1- 0	CONFERENCE	0- 1	0- 0	0- 0				
0- 2	0- 2	0- 0	HOME	0- 0	0- 0	0- 0				
1- 1	0- 0	1- 0	AWAY	0- 1	0- 0	0- 0				
0- 0	0- 0	0- 0	NEUTRAL	0- 0	0- 0	0- 0				

RPI 1-25				RPI 26-50				RPI 51-100 Team's RPI: 66				RPI 101+			
RPI	S	Opponent	Score	RPI	S	Opponent	Score	RPI	S	Opponent	Score	RPI	S	Opponent	Score
4	H	Texas	64 75	26	A	West Virginia	60 52	53	A	Oklahoma St.	68 76	143	H	UT Arlington	70 56
15	A	Missouri	59 73					69	N	Penn St.	70 65	147	H	Little Rock	66 51
16	N	UCLA	55 64									160	H	UNI	71 72
20	H	Baylor	58 88									187	H	Omaha	81 60
												204	H	SFA	74 49
												206	A	North Texas	55 54
												319	H	Florida A&M	81 57
												333	H	Chicago St.	99 51
<hr/>															
LAST 12 Division I GAMES:															
4	H	Texas	64 75	147	H	Little Rock	66 51								
26	A	West Virginia	60 52	143	H	UT Arlington	70 56								
53	A	Oklahoma St.	68 76	15	A	Missouri	59 73								
20	H	Baylor	58 88	69	N	Penn St.	70 65								
160	H	UNI	71 72	16	N	UCLA	55 64								
333	H	Chicago St.	99 51	206	A	North Texas	55 54								

Non-Div I Games:

Kansas St.

Average RPI Win:	207	WON-LOST	WINNING	LAST 10	STRENGTH OF	OPP. STRENGTH	TEAM	ADJ.	CONF.	ADJ CONF.
Average RPI Loss:	82	RECORD	PCT. RANK	GAMES	SCHEDULE	OF SCHEDULE	RPI	RPI	RPI	RPI
DIV. I ONLY	10- 4	61	8- 2	140	207	67	67	15	15	
DIV. I NON-CONF.	7- 4	102	5- 4	183	190	91	91	15	15	
<hr/>										
TOTALS	RPI 1-25	RPI 26-50	W-L RECORDS	RPI 51-100	RPI 101-150	RPI 150+				
10- 4	0- 1	0- 0	OVERALL	1- 1	2- 2	7- 0				
6- 0	0- 0	0- 0	HOME	1- 0	1- 0	4- 0				
4- 3	0- 0	0- 0	AWAY	0- 1	1- 2	3- 0				
0- 1	0- 1	0- 0	NEUTRAL	0- 0	0- 0	0- 0				
7- 4	0- 1	0- 0	NON-CONFERENCE	1- 1	1- 2	5- 0				
4- 0	0- 0	0- 0	HOME	1- 0	0- 0	3- 0				
3- 3	0- 0	0- 0	AWAY	0- 1	1- 2	2- 0				
0- 1	0- 1	0- 0	NEUTRAL	0- 0	0- 0	0- 0				
3- 0	0- 0	0- 0	CONFERENCE	0- 0	1- 0	2- 0				
2- 0	0- 0	0- 0	HOME	0- 0	1- 0	1- 0				
1- 0	0- 0	0- 0	AWAY	0- 0	0- 0	1- 0				
0- 0	0- 0	0- 0	NEUTRAL	0- 0	0- 0	0- 0				

RPI S	Opponent	Score	RPI S	Opponent	Score	RPI S	Opponent	Score	RPI S	Opponent	Score
13 N	Villanova	60 65				69 H	Penn St.	75 66	101 H	Navy	46 41
						90 A	George Washington	44 61	108 A	Delaware	56 72
									115 A	George Mason	53 71
									139 A	Tulsa	72 67
									151 H	Bucknell	68 58
									184 H	La Salle	66 48
									227 H	Denver	66 53
									243 A	Colgate	77 55
									281 H	Youngstown St.	78 72
									328 A	Vermont	64 62
									345 A	UMBC	61 48
<hr/>											
LAST 12 Division I GAMES:											
101 H	Navy	46 41	281 H	Youngstown St.	78 72						
243 A	Colgate	77 55	345 A	UMBC	61 48						
151 H	Bucknell	68 58	13 N	Villanova	60 65						
69 H	Penn St.	75 66	328 A	Vermont	64 62						
90 A	George Washington	44 61	115 A	George Mason	53 71						
227 H	Denver	66 53	108 A	Delaware	56 72						

Non-Div I Games:

American

Average RPI Win:	220	WON-LOST	WINNING	LAST 10	STRENGTH OF	OPP. STRENGTH	TEAM	ADJ.	CONF.	ADJ CONF.
Average RPI Loss:	31	RECORD	PCT. RANK	GAMES	SCHEDULE	OF SCHEDULE	RPI	RPI	RPI	RPI
DIV. I ONLY	6- 6	166	4- 3	46	56	68	68	7	7	
DIV. I NON-CONF.	4- 5	202	2- 4	74	28	84	84	8	8	

TOTALS	RPI 1-25	RPI 26-50	W-L RECORDS	RPI 51-100	RPI 101-150	RPI 150+				
6- 6	0- 2	0- 4	OVERALL	0- 0	1- 0	5- 0				
2- 0	0- 0	0- 0	HOME	0- 0	0- 0	2- 0				
3- 4	0- 1	0- 3	AWAY	0- 0	1- 0	2- 0				
1- 2	0- 1	0- 1	NEUTRAL	0- 0	0- 0	1- 0				
4- 5	0- 2	0- 3	NON-CONFERENCE	0- 0	0- 0	4- 0				
1- 0	0- 0	0- 0	HOME	0- 0	0- 0	1- 0				
2- 3	0- 1	0- 2	AWAY	0- 0	0- 0	2- 0				
1- 2	0- 1	0- 1	NEUTRAL	0- 0	0- 0	1- 0				
2- 1	0- 0	0- 1	CONFERENCE	0- 0	1- 0	1- 0				
1- 0	0- 0	0- 0	HOME	0- 0	0- 0	1- 0				
1- 1	0- 0	0- 1	AWAY	0- 0	1- 0	0- 0				
0- 0	0- 0	0- 0	NEUTRAL	0- 0	0- 0	0- 0				

RPI 1-25				RPI 26-50				RPI 51-100 Team's RPI: 68				RPI 101+			
RPI	S	Opponent	Score	RPI	S	Opponent	Score	RPI	S	Opponent	Score	RPI	S	Opponent	Score
7	N	Rutgers	64 75	38	A	Buffalo	49 71					137	A	Kent St.	66 61
14	A	Iowa	56 79	39	N	St. John's (NY)	48 76					155	H	Bowling Green	67 58
				40	A	Michigan St.	62 65					182	N	ETSU	87 79
				47	A	New Mexico	76 88					264	A	New Mexico St.	64 55
												272	A	Loyola Chi cago	65 47
												309	H	Detroit Mercy	74 62

LAST 12 Division I GAMES:															
137	A	Kent St.	66 61	7	N	Rutgers	64 75	39	N	St. John's (NY)	48 76				
38	A	Buffalo	49 71	14	A	Iowa	56 79	272	A	Loyola Chi cago	65 47				
155	H	Bowling Green	67 58	40	A	Michigan St.	62 65	264	A	New Mexico St.	64 55				
309	H	Detroit Mercy	74 62	47	A	New Mexico	76 88								
40	A	Michigan St.	62 65												
182	N	ETSU	87 79												

Non-Div I Games: Goshen 87 36 Kentucky St. 85 50 Olivet 86 37

Western Mich.

Average RPI Win: **163**
 Average RPI Loss: **86**

WON-LOST
RECORD

WINNING
PCT. RANK

LAST 10
GAMES

STRENGTH OF
SCHEDULE

OPP. STRENGTH
OF SCHEDULE

TEAM
RPI

ADJ.
RPI

CONF.
RPI

ADJ CONF.
RPI

DIV. I ONLY	10- 7	124	5- 5	47	66	69	69	3	3
DIV. I NON-CONF.	9- 4	82	4- 4	131	127	71	71	3	3
<hr/>									
TOTALS	RPI 1-25	RPI 26-50	W-L RECORDS	RPI 51-100	RPI 101-150	RPI 150+			
10- 7	0- 2	0- 1	OVERALL	4- 2	1- 0	5- 2			
7- 1	0- 1	0- 0	HOME	4- 0	0- 0	3- 0			
3- 4	0- 1	0- 1	AWAY	0- 1	1- 0	2- 1			
0- 2	0- 0	0- 0	NEUTRAL	0- 1	0- 0	0- 1			
9- 4	0- 0	0- 0	NON-CONFERENCE	3- 2	1- 0	5- 2			
6- 0	0- 0	0- 0	HOME	3- 0	0- 0	3- 0			
3- 2	0- 0	0- 0	AWAY	0- 1	1- 0	2- 1			
0- 2	0- 0	0- 0	NEUTRAL	0- 1	0- 0	0- 1			
1- 3	0- 2	0- 1	CONFERENCE	1- 0	0- 0	0- 0			
1- 1	0- 1	0- 0	HOME	1- 0	0- 0	0- 0			
0- 2	0- 1	0- 1	AWAY	0- 0	0- 0	0- 0			
0- 0	0- 0	0- 0	NEUTRAL	0- 0	0- 0	0- 0			

RPI 1-25				RPI 26-50				RPI 51-100				RPI 101+			
RPI	S	Opponent	Score	RPI	S	Opponent	Score	RPI	S	Opponent	Score	RPI	S	Opponent	Score
7	A	Rutgers	65 70	41	A	Michigan	69 89	59	H	Fordham	65 60	146	A	Providence	60 51
24	H	Maryland	65 69					63	H	Drexel	84 70	169	H	Siena	86 72
								66	N	Kansas St.	65 70	171	N	Louisiana Tech	59 71
								67	A	American	66 75	177	A	Pittsburgh	59 48
								75	H	Indiana	77 74	229	A	St. Bonaventure	62 65
								78	H	Wake Forest	68 58	240	H	Manhattan	78 46
												302	H	Central Conn. St.	83 66
												317	A	Marshall	80 65
<hr/>															
LAST 12 Division I GAMES:															
7	A	Rutgers	65 70	229	A	St. Bonaventure	62 65	59	H	Fordham	65 60				
75	H	Indiana	77 74					240	H	Manhattan	78 46				
24	H	Maryland	65 69					78	H	Wake Forest	68 58				
41	A	Michigan	69 89					66	N	Kansas St.	65 70				
67	A	American	66 75					171	N	Louisiana Tech	59 71				
177	A	Pittsburgh	59 48												

Non-Div I Games:

Penn St.

Average RPI	Win:	222	WON-LOST	WINNING	LAST 10	STRENGTH OF	OPP. STRENGTH	TEAM	ADJ.	CONF.	ADJ CONF.
Average RPI	Loss:	36	RECORD	PCT. RANK	GAMES	SCHEDULE	OF SCHEDULE	RPI	RPI	RPI	RPI
DIV. I ONLY		15- 2		11	10- 0	242	202	70	70	16	16
DIV. I NON-CONF.		13- 2		22	10- 0	256	204	75	75	16	16

TOTALS	RPI 1-25		RPI 26-50		W-L RECORDS	RPI 51-100		RPI 101-150		RPI 150+	
15- 2	0- 0		0- 2		OVERALL	3- 0		1- 0		11- 0	
6- 1	0- 0		0- 1		HOME	1- 0		0- 0		5- 0	
8- 0	0- 0		0- 0		AWAY	2- 0		1- 0		5- 0	
1- 1	0- 0		0- 1		NEUTRAL	0- 0		0- 0		1- 0	
13- 2	0- 0		0- 2		NON-CONFERENCE	3- 0		0- 0		10- 0	
6- 1	0- 0		0- 1		HOME	1- 0		0- 0		5- 0	
6- 0	0- 0		0- 0		AWAY	2- 0		0- 0		4- 0	
1- 1	0- 0		0- 1		NEUTRAL	0- 0		0- 0		1- 0	
2- 0	0- 0		0- 0		CONFERENCE	0- 0		1- 0		1- 0	
0- 0	0- 0		0- 0		HOME	0- 0		0- 0		0- 0	
2- 0	0- 0		0- 0		AWAY	0- 0		1- 0		1- 0	
0- 0	0- 0		0- 0		NEUTRAL	0- 0		0- 0		0- 0	

RPI 1-25				RPI 26-50				RPI 51-100				Team's RPI : 70				RPI 101+			
RPI	S	Opponent	Score	RPI	S	Opponent	Score	RPI	S	Opponent	Score	RPI	S	Opponent	Score	RPI	S	Opponent	Score
				35	H	Georgia	54 72	57	A	UCF	73 64	135	A	Furman	86 64				
				37	N	Western Ky.	62 67	90	H	George Washington	61 44	157	H	Davidson	69 54				
								97	A	North Carolina	97 86	180	A	Charlotte	90 74				
												213	A	Fla. Atlantic	66 55				
												244	H	Howard	70 44				
												269	A	Campbell	58 57				
												275	A	Wofford	71 46				
												288	A	UNC Asheville	67 56				
												323	N	VCU	70 54				
												325	H	Ga. Southern	72 45				
												327	H	South Carolina St.	74 53				
												344	H	Winthrop	93 45				
LAST 12 Division I GAMES:																			
				135	A	Furman	86 64	344	H	Winthrop	93 45								
				275	A	Wofford	71 46	288	A	UNC Asheville	67 56								
				180	A	Charlotte	90 74	90	H	George Washington	61 44								
				97	A	North Carolina	97 86	157	H	Davidson	69 54								
				244	H	Howard	70 44	269	A	Campbell	58 57								
				327	H	South Carolina St.	74 53	323	N	VCU	70 54								

Non-Div I Games:

Mercer

RPI 1-25				RPI 26-50				RPI 51-100				Team's RPI: 71				RPI 101+			
RPI	S	Opponent	Score	RPI	S	Opponent	Score	RPI	S	Opponent	Score	RPI	S	Opponent	Score	RPI	S	Opponent	Score
22	N	FGCU	75 65	27	N	Stanford	53 74	62	N	Gonzaga	71 63	127	A	Vanderbilt	111 74	139	A	Tulsa	90 65
				32	A	Oklahoma	73 96	84	H	Wright St.	81 91	149	H	Samford	83 46	155	H	Jacksonville St.	71 55
												168	A	Southeast Mo. St.	67 57	193	A	Arkansas St.	83 52
												248	A	UT Martin	65 63	254	A	Lipscomb	91 59
												290	H	Presbyterian	90 48	314	H	Fort Wayne	74 42
												330	H	Tennessee Tech	78 59				
LAST 12 Division I GAMES:																			
				155	H	Jacksonville St.	71 55	193	A	Arkansas St.	83 52								
				330	H	Tennessee Tech	78 59	254	A	Lipscomb	91 59								
				248	A	UT Martin	65 63	290	H	Presbyterian	90 48								
				168	A	Southeast Mo. St.	67 57	22	N	FGCU	75 65								
				127	A	Vanderbilt	111 74	27	N	Stanford	53 74								
				84	H	Wright St.	81 91	62	N	Gonzaga	71 63								

Bel mont

Page 71

Average RPI Win:	172	WON-LOST	WINNING	LAST 10	STRENGTH OF	OPP. STRENGTH	TEAM	ADJ.	CONF.	ADJ CONF.
Average RPI Loss:	51	RECORD	PCT. RANK	GAMES	SCHEDULE	OF SCHEDULE	RPI	RPI	RPI	RPI
DIV. I ONLY	11- 5	77	7- 3	79	48	72	72	3	3	
DIV. I NON-CONF.	9- 4	82	6- 3	149	68	95	95	3	3	

TOTALS	RPI 1-25	RPI 26-50	W-L RECORDS	RPI 51-100	RPI 101-150	RPI 150+				
11- 5	0- 1	0- 3	OVERALL	3- 0	2- 1	6- 0				
5- 4	0- 1	0- 2	HOME	1- 0	1- 1	3- 0				
5- 0	0- 0	0- 0	AWAY	2- 0	1- 0	2- 0				
1- 1	0- 0	0- 1	NEUTRAL	0- 0	0- 0	1- 0				
9- 4	0- 0	0- 3	NON-CONFERENCE	2- 0	2- 1	5- 0				
5- 3	0- 0	0- 2	HOME	1- 0	1- 1	3- 0				
3- 0	0- 0	0- 0	AWAY	1- 0	1- 0	1- 0				
1- 1	0- 0	0- 1	NEUTRAL	0- 0	0- 0	1- 0				
2- 1	0- 1	0- 0	CONFERENCE	1- 0	0- 0	1- 0				
0- 1	0- 1	0- 0	HOME	0- 0	0- 0	0- 0				
2- 0	0- 0	0- 0	AWAY	1- 0	0- 0	1- 0				
0- 0	0- 0	0- 0	NEUTRAL	0- 0	0- 0	0- 0				

RPI	S	Opponent	Score	RPI	S	Opponent	Score	RPI	S	Opponent	Score	RPI	S	Opponent	Score
5	H	Ohio St.	61 73	38	N	Buffalo	72 82	61	A	Minnesota	79 74	118	A	Drake	89 84
				42	H	Washington St.	61 73	64	H	Arkansas	80 69	122	H	Clemson	66 67
				49	H	Creighton	49 64	93	A	Kansas	66 49	131	H	SIUE	62 53
												167	A	Northwestern	69 59
												213	H	Fla. Atlantic	86 69
												242	H	UMKC	80 60
												250	A	San Jose St.	81 55
												278	H	Ark. -Pine Bluff	73 52
												280	N	Coastal Caro.	55 47

LAST 12 Division I GAMES:															
167	A	Northwestern	69 59	118	A	Drake	89 84	93	A	Kansas	66 49	278	H	Ark. -Pine Bluff	73 52
61	A	Minnesota	79 74	280	N	Coastal Caro.	55 47	122	H	Clemson	66 67	38	N	Buffalo	72 82
5	H	Ohio St.	61 73												
42	H	Washington St.	61 73												
213	H	Fla. Atlantic	86 69												
250	A	San Jose St.	81 55												

Non-Div I Games:

Nebraska

Average RPI Win:	204	WON-LOST	WINNING	LAST 10	STRENGTH OF	OPP. STRENGTH	TEAM	ADJ.	CONF.	ADJ CONF.
Average RPI Loss:	59	RECORD	PCT. RANK	GAMES	SCHEDULE	OF SCHEDULE	RPI	RPI	RPI	RPI
DIV. I ONLY	9- 4	74	5- 4	171	94	73	73	10	10	
DIV. I NON-CONF.	7- 3	74	5- 3	186	63	68	68	11	11	

TOTALS	RPI 1-25	RPI 26-50	W-L RECORDS	RPI 51-100	RPI 101-150	RPI 150+				
9- 4	0- 1	0- 1	OVERALL	2- 1	1- 1	6- 0				
5- 0	0- 0	0- 0	HOME	0- 0	1- 0	4- 0				
3- 3	0- 0	0- 0	AWAY	1- 0	0- 0	2- 0				
1- 1	0- 1	0- 0	NEUTRAL	1- 0	0- 0	0- 0				
7- 3	0- 1	0- 1	NON-CONFERENCE	2- 1	1- 0	4- 0				
3- 0	0- 0	0- 0	HOME	0- 0	1- 0	2- 0				
3- 2	0- 0	0- 1	AWAY	1- 1	0- 0	2- 0				
1- 1	0- 1	0- 0	NEUTRAL	1- 0	0- 0	0- 0				
2- 1	0- 0	0- 0	CONFERENCE	0- 0	0- 1	2- 0				
2- 0	0- 0	0- 0	HOME	0- 0	0- 0	2- 0				
0- 1	0- 0	0- 0	AWAY	0- 0	0- 1	0- 0				
0- 0	0- 0	0- 0	NEUTRAL	0- 0	0- 0	0- 0				

RPI S	Opponent	Score	RPI S	Opponent	Score	RPI S	Opponent	Score	RPI S	Opponent	Score
14 N	Iowa	61 74	36 A	NC State	57 70	57 A	UCF	71 57	108 A	Del aware	66 80
						78 A	Wake Forest	51 53	123 H	Hampton	82 59
						81 N	Al abama	60 55	157 A	Davi dson	75 58
									190 H	Northeastern	78 71
									265 H	UNCW	75 67
									284 A	N. C. A&T	90 59
									337 H	N. C. Central	78 50
									344 H	Winthrop	98 37

LAST 12 Division I GAMES:											
190 H	Northeastern	78 71	78 A	Wake Forest	51 53						
108 A	Del aware	66 80	14 N	Iowa	61 74						
265 H	UNCW	75 67	81 N	Al abama	60 55						
337 H	N. C. Central	78 50	57 A	UCF	71 57						
36 A	NC State	57 70	123 H	Hampton	82 59						
157 A	Davi dson	75 58	284 A	N. C. A&T	90 59						

Non-Div I Games: Coker

106 54

El on

IUPUI				Through Games Of Jan. 7, 2018						
Average RPI Win: 215		WON-LOST RECORD	WINNING PCT. RANK	LAST 10 GAMES	STRENGTH OF SCHEDULE	OPP. STRENGTH OF SCHEDULE	TEAM RPI	ADJ. RPI	CONF. RPI	ADJ CONF. RPI
Average RPI Loss: 63										
DIV. I ONLY		10- 3	40	8- 2	249	91	74	74	11	11
DIV. I NON-CONF.		7- 3	74	6- 3	277	33	93	93	10	10
<hr/>										
TOTALS		RPI 1-25	RPI 26-50	W-L RECORDS		RPI 51-100	RPI 101-150	RPI 150+		
10- 3		0- 0	0- 1	OVERALL		2- 2	1- 0	7- 0		
1- 1		0- 0	0- 0	HOME		0- 1	0- 0	1- 0		
8- 2		0- 0	0- 1	AWAY		1- 1	1- 0	6- 0		
1- 0		0- 0	0- 0	NEUTRAL		1- 0	0- 0	0- 0		
7- 3		0- 0	0- 1	NON-CONFERENCE		2- 2	0- 0	5- 0		
1- 1		0- 0	0- 0	HOME		0- 1	0- 0	1- 0		
5- 2		0- 0	0- 1	AWAY		1- 1	0- 0	4- 0		
1- 0		0- 0	0- 0	NEUTRAL		1- 0	0- 0	0- 0		
3- 0		0- 0	0- 0	CONFERENCE		0- 0	1- 0	2- 0		
0- 0		0- 0	0- 0	HOME		0- 0	0- 0	0- 0		
3- 0		0- 0	0- 0	AWAY		0- 0	1- 0	2- 0		
0- 0		0- 0	0- 0	NEUTRAL		0- 0	0- 0	0- 0		

RPI 1-25				RPI 26-50				RPI 51-100 Team's RPI: 74				RPI 101+			
RPI	S	Opponent	Score	RPI	S	Opponent	Score	RPI	S	Opponent	Score	RPI	S	Opponent	Score
				33	A	DePaul	71 85	57	A	UCF	59 63	111	A	Cleveland St.	77 64
								95	A	Ohio	76 52	160	A	UNI	54 48
								96	N	Wyoming	65 59	165	A	Memphis	80 57
								99	H	Miami (OH)	83 96	281	A	Youngstown St.	65 43
												285	H	Indiana St.	86 57
												297	A	Ill. -Chicago	82 46
												325	A	Ga. Southern	72 52
												330	A	Tennessee Tech	68 54
<hr/>															
LAST 12 Division I GAMES:															
281	A	Youngstown St.	65 43	99	H	Miami (OH)	83 96	95	A	Ohio	76 52	165	A	Memphis	80 57
111	A	Cleveland St.	77 64					96	N	Wyoming	65 59	285	H	Indiana St.	86 57
297	A	Ill. -Chicago	82 46					57	A	UCF	59 63				
33	A	DePaul	71 85					285	H	Indiana St.	86 57				
325	A	Ga. Southern	72 52												
330	A	Tennessee Tech	68 54												

Non-Div I Games: Georgetown (KY) 85 52

IUPUI

Indiana

Indiana

I ndi ana

Average RPI Win:	212	WON-LOST	WINNING	LAST 10	STRENGTH OF	OPP. STRENGTH	TEAM	ADJ.	CONF.	ADJ CONF.
Average RPI Loss:	121	RECORD	PCT. RANK	GAMES	SCHEDULE	OF SCHEDULE	RPI	RPI	RPI	RPI
DIV. I ONLY	13- 3	28	9- 1	269	106	76	76	12	12	
DIV. I NON-CONF.	10- 3	51	8- 1	240	65	74	74	12	12	

TOTALS	RPI 1-25	RPI 26-50	W-L RECORDS	RPI 51-100	RPI 101-150	RPI 150+				
13- 3	0- 1	2- 0	OVERALL	1- 0	0- 0	10- 2				
7- 0	0- 0	1- 0	HOME	1- 0	0- 0	5- 0				
5- 2	0- 0	1- 0	AWAY	0- 0	0- 0	4- 2				
1- 1	0- 1	0- 0	NEUTRAL	0- 0	0- 0	1- 0				
10- 3	0- 1	2- 0	NON-CONFERENCE	1- 0	0- 0	7- 2				
6- 0	0- 0	1- 0	HOME	1- 0	0- 0	4- 0				
3- 2	0- 0	1- 0	AWAY	0- 0	0- 0	2- 2				
1- 1	0- 1	0- 0	NEUTRAL	0- 0	0- 0	1- 0				
3- 0	0- 0	0- 0	CONFERENCE	0- 0	0- 0	3- 0				
1- 0	0- 0	0- 0	HOME	0- 0	0- 0	1- 0				
2- 0	0- 0	0- 0	AWAY	0- 0	0- 0	2- 0				
0- 0	0- 0	0- 0	NEUTRAL	0- 0	0- 0	0- 0				

RPI 1-25				RPI 26-50				RPI 51-100				RPI 101+			
RPI	S	Opponent	Score	RPI	S	Opponent	Score	RPI	S	Opponent	Score	RPI	S	Opponent	Score
1	N	UConn	52 104	43	H	Central Mich.	64 61	80	H	Toledo	73 54	157	A	Davidson	79 54
				50	A	Virginia	74 63					161	H	Saint Francis (PA)	87 68
												177	A	Pittsburgh	66 53
												180	A	Charlotte	72 75
												182	A	ETSU	77 81
												226	H	Akron	66 60
												279	H	Massachusetts	60 57
												284	N	N.C. A&T	73 60
												302	H	Central Conn. St.	83 58
												323	A	VCU	70 51
												329	H	Iona	80 59
												344	A	Winthrop	81 54
LAST 12 Division I GAMES:															
323	A	VCU	70 51	80	H	Toledo	73 54	302	H	Central Conn. St.	83 58				
157	A	Davidson	79 54					161	H	Saint Francis (PA)	87 68				
279	H	Massachusetts	60 57					50	A	Virginia	74 63				
1	N	UConn	52 104	43	H	Central Mich.	64 61	284	N	N.C. A&T	73 60				
				226	H	Akron	66 60	329	H	Iona	80 59				

Non-Div I Games:

Duquesne

Average RPI Win: **186**
 Average RPI Loss: **38**

WON-LOST
RECORD

WINNING
PCT. RANK

LAST 10
GAMES

STRENGTH OF
SCHEDULE

OPP. STRENGTH
OF SCHEDULE

TEAM
RPI

ADJ.
RPI

CONF.
RPI

ADJ CONF.
RPI

DIV. I ONLY	10- 4	61	6- 4	164	57	77	77	12	12
DIV. I NON-CONF.	7- 4	102	5- 4	89	35	77	77	12	12

TOTALS	RPI 1-25	RPI 26-50	W-L RECORDS	RPI 51-100	RPI 101-150	RPI 150+			
10- 4	0- 1	1- 2	OVERALL	1- 1	2- 0	6- 0			
5- 1	0- 1	1- 0	HOME	0- 0	1- 0	3- 0			
2- 2	0- 0	0- 1	AWAY	0- 1	0- 0	2- 0			
3- 1	0- 0	0- 1	NEUTRAL	1- 0	1- 0	1- 0			
7- 4	0- 1	1- 2	NON-CONFERENCE	1- 1	2- 0	3- 0			
4- 1	0- 1	1- 0	HOME	0- 0	1- 0	2- 0			
0- 2	0- 0	0- 1	AWAY	0- 1	0- 0	0- 0			
3- 1	0- 0	0- 1	NEUTRAL	1- 0	1- 0	1- 0			
3- 0	0- 0	0- 0	CONFERENCE	0- 0	0- 0	3- 0			
1- 0	0- 0	0- 0	HOME	0- 0	0- 0	1- 0			
2- 0	0- 0	0- 0	AWAY	0- 0	0- 0	2- 0			
0- 0	0- 0	0- 0	NEUTRAL	0- 0	0- 0	0- 0			

RPI 1-25				RPI 26-50				RPI 51-100 Team's RPI: 77				RPI 101+			
RPI	S	Opponent	Score	RPI	S	Opponent	Score	RPI	S	Opponent	Score	RPI	S	Opponent	Score
10	H	Green Bay	64 75	30	N	South Fla.	87 93	80	A	Toledo	50 68	104	H	James Madison	82 54
				31	A	Quinnipiac	66 72	93	N	Harvard	72 66	109	N	Tulane	71 65
				50	H	Virginia	61 46					178	A	Saint Joseph's	65 59
												184	A	La Salle	76 47
												209	H	Morgan St.	88 52
												278	H	Ark.-Pine Bluff	81 43
												320	H	Rhode Island	116 58
												339	N	Mississippi Val.	65 46

LAST 12 Division I GAMES:															
178	A	Saint Joseph's	65 59	10	H	Green Bay	64 75	31	A	Quinnipiac	66 72	278	H	Ark.-Pine Bluff	81 43
320	H	Rhode Island	116 58	50	H	Virginia	61 46	80	A	Toledo	50 68	339	N	Mississippi Val.	65 46
184	A	La Salle	76 47	30	N	South Fla.	87 93	93	N	Harvard	72 66				
339	N	Mississippi Val.	65 46	104	H	James Madison	82 54	209	H	Morgan St.	88 52				

Non-Div I Games:

Dayton

Loss, Non-Conf, S Site, H Home A Away N Neutral

Average RPI Win: 193		WON-LOST	WINNING	LAST 10	STRENGTH OF		OPP. STRENGTH	TEAM	ADJ.	CONF.	ADJ CONF.
Loss: 75		RECORD	PCT. RANK	GAMES	SCHEDULE		OF SCHEDULE	RPI	RPI	RPI	RPI
DIV. I ONLY		10- 6	109	8- 2	95		59	78	78	1	1
DIV. I NON-CONF.		8- 5	111	6- 3	176		108	116	116	2	2
TOTALS		RPI 1-25	RPI 26-50		W-L RECORDS		RPI 51-100	RPI 101-150	RPI 150+		
10- 6	0- 2	0- 0		OVERALL		2- 2	1- 1		7- 1		
5- 2	0- 1	0- 0		HOME		1- 0	0- 1		4- 0		
5- 2	0- 1	0- 0		AWAY		1- 1	1- 0		3- 0		
0- 2	0- 0	0- 0		NEUTRAL		0- 1	0- 0		0- 1		
8- 5	0- 1	0- 0		NON-CONFERENCE		1- 2	1- 1		6- 1		
5- 1	0- 0	0- 0		HOME		1- 0	0- 1		4- 0		
3- 2	0- 1	0- 0		AWAY		0- 1	1- 0		2- 0		
0- 2	0- 0	0- 0		NEUTRAL		0- 1	0- 0		0- 1		
2- 1	0- 1	0- 0		CONFERENCE		1- 0	0- 0		1- 0		
0- 1	0- 1	0- 0		HOME		0- 0	0- 0		0- 0		
2- 0	0- 0	0- 0		AWAY		1- 0	0- 0		1- 0		
0- 0	0- 0	0- 0		NEUTRAL		0- 0	0- 0		0- 0		

RPI 1-25					
RPI	S	Opponent	Score		
2	H	Notre Dame	73	96	
7	A	Rutgers	51	65	
RPI 26-50					
RPI	S	Opponent	Score		
RPI 51-100					
RPI	S	Opponent	Score		
61	N	Minnesota	81	93	
69	A	Penn St.	58	68	
73	H	Elon	53	51	
88	A	Miami (FL)	61	50	
Team's RPI : 78					
RPI 101+					
RPI	S	Opponent	Score		
103	H	Seton Hall	57	67	
124	A	Xavier	62	57	
177	A	Pittsburgh	58	49	
180	H	Charlotte	71	69	
207	N	Hofstra	66	69	
212	A	Richmond	85	81	
218	A	Col. of Charleston	77	40	
276	H	Appalachian St.	78	49	
292	H	UMES	92	50	
294	H	Texas Southern	73	56	
LAST 12 Division I GAMES:					
88	A	Miami (FL)	61	50	
177	A	Pittsburgh	58	49	
2	H	Notre Dame	73	96	
218	A	Col. of Charleston	77	40	
180	H	Charlotte	71	69	
292	H	UMES	92	50	
276	H	Appalachian St.	78	49	
124	A	Xavier	62	57	
73	H	Elon	53	51	
69	A	Penn St.	58	68	
207	N	Hofstra	66	69	
61	N	Minnesota	81	93	

Non-Div I Games:

Wake Forest

Average RPI Win:	213	WON-LOST	WINNING	LAST 10	STRENGTH OF	OPP. STRENGTH	TEAM	ADJ.	CONF.	ADJ CONF.
Average RPI Loss:	24	RECORD	PCT. RANK	GAMES	SCHEDULE	OF SCHEDULE	RPI	RPI	RPI	RPI
DIV. I ONLY	11- 4	53	8- 2	172	72	79	79	4	4	
DIV. I NON-CONF.	9- 2	35	7- 1	237	200	88	88	4	4	

TOTALS	RPI 1-25	RPI 26-50	W-L RECORDS	RPI 51-100	RPI 101-150	RPI 150+				
11- 4	0- 2	1- 2	OVERALL	1- 0	2- 0	7- 0				
8- 1	0- 1	1- 0	HOME	1- 0	1- 0	5- 0				
1- 3	0- 1	0- 2	AWAY	0- 0	0- 0	1- 0				
2- 0	0- 0	0- 0	NEUTRAL	0- 0	1- 0	1- 0				
9- 2	0- 1	0- 1	NON-CONFERENCE	1- 0	1- 0	7- 0				
6- 1	0- 1	0- 0	HOME	1- 0	0- 0	5- 0				
1- 1	0- 0	0- 1	AWAY	0- 0	0- 0	1- 0				
2- 0	0- 0	0- 0	NEUTRAL	0- 0	1- 0	1- 0				
2- 2	0- 1	1- 1	CONFERENCE	0- 0	1- 0	0- 0				
2- 0	0- 0	1- 0	HOME	0- 0	1- 0	0- 0				
0- 2	0- 1	0- 1	AWAY	0- 0	0- 0	0- 0				
0- 0	0- 0	0- 0	NEUTRAL	0- 0	0- 0	0- 0				

RPI 1-25				RPI 26-50				RPI 51-100 Team's RPI: 79				RPI 101+			
RPI	S	Opponent	Score	RPI	S	Opponent	Score	RPI	S	Opponent	Score	RPI	S	Opponent	Score
2	H	Notre Dame	67 72	29	A	Duke	65 72	58	H	UC Davis	61 47	126	H	Washington	75 63
16	A	UCLA	49 84	42	H	Washington St.	71 53					134	N	Nevada	89 49
				48	A	Southern California	61 65					185	H	North Dakota	65 55
												230	H	UC Santa Barbara	74 49
												250	H	San Jose St.	110 62
												321	N	Utah St.	94 55
												324	H	Savannah St.	84 36
												337	A	N.C. Central	97 44
												338	H	Utah Valley	98 41

LAST 12 Division I GAMES:															
				48	A	Southern California	61 65	324	H	Savannah St.	84 36				
				16	A	UCLA	49 84	250	H	San Jose St.	110 62				
				42	H	Washington St.	71 53	321	N	Utah St.	94 55				
				126	H	Washington	75 63	134	N	Nevada	89 49				
				58	H	UC Davis	61 47	29	A	Duke	65 72				
				230	H	UC Santa Barbara	74 49	337	A	N.C. Central	97 44				

Non-Div I Games:

Oregon St.

Average RPI Win:	191	WON-LOST	WINNING	LAST 10	STRENGTH OF	OPP. STRENGTH	TEAM	ADJ.	CONF.	ADJ CONF.
Average RPI Loss:	91	RECORD	PCT. RANK	GAMES	SCHEDULE	OF SCHEDULE	RPI	RPI	RPI	RPI
DIV. I ONLY	10- 5	85	1- 1	162	107	80	80	7	7	
DIV. I NON-CONF.	9- 3	61	1- 1	129	103	51	51	8	8	

TOTALS	RPI 1-25	RPI 26-50	W-L RECORDS	RPI 51-100	RPI 101-150	RPI 150+				
10- 5	0- 1	0- 1	OVERALL	2- 2	2- 0	6- 1				
6- 0	0- 0	0- 0	HOME	2- 0	2- 0	2- 0				
3- 4	0- 1	0- 0	AWAY	0- 2	0- 0	3- 1				
1- 1	0- 0	0- 1	NEUTRAL	0- 0	0- 0	1- 0				
9- 3	0- 1	0- 1	NON-CONFERENCE	2- 1	2- 0	5- 0				
5- 0	0- 0	0- 0	HOME	2- 0	2- 0	1- 0				
3- 2	0- 1	0- 0	AWAY	0- 1	0- 0	3- 0				
1- 1	0- 0	0- 1	NEUTRAL	0- 0	0- 0	1- 0				
1- 2	0- 0	0- 0	CONFERENCE	0- 1	0- 0	1- 1				
1- 0	0- 0	0- 0	HOME	0- 0	0- 0	1- 0				
0- 2	0- 0	0- 0	AWAY	0- 1	0- 0	0- 1				
0- 0	0- 0	0- 0	NEUTRAL	0- 0	0- 0	0- 0				

RPI 1-25				RPI 26-50				RPI 51-100				RPI 101+			
RPI	S	Opponent	Score	RPI	S	Opponent	Score	RPI	S	Opponent	Score	RPI	S	Opponent	Score
9	A	Louisville	55 90	37	N	Western Ky.	56 70	76	A	Duquesne	54 73	111	H	Cleveland St.	65 56
								77	H	Dayton	68 50	141	H	Louisiana	79 55
								86	H	Maine	65 64	161	H	Saint Francis (PA)	74 66
								95	A	Ohio	61 78	226	H	Akron	60 54
												229	A	St. Bonaventure	58 39
												236	A	Eastern Mich.	57 70
												238	N	Southern U.	81 76
												309	A	Detroit Mercy	81 64
												329	A	Iona	74 57

LAST 12 Division I GAMES:															
141	H	Louisiana	79 55	238	N	Southern U.	81 76								
9	A	Louisville	55 90	37	N	Western Ky.	56 70								
236	A	Eastern Mich.	57 70	111	H	Cleveland St.	65 56								
226	H	Akron	60 54	76	A	Duquesne	54 73								
95	A	Ohio	61 78	229	A	St. Bonaventure	58 39								
309	A	Detroit Mercy	81 64	86	H	Maine	65 64								

Non-Div I Games:

Toledo

Average RPI	Win: 211	WON-LOST	WINNING	LAST 10	STRENGTH OF	OPP. STRENGTH	TEAM	ADJ.	CONF.	ADJ CONF.
Average RPI	Loss: 59	RECORD	PCT. RANK	GAMES	SCHEDULE	OF SCHEDULE	RPI	RPI	RPI	RPI
DIV. I ONLY	12- 4	47	8- 2	144	186	81	81	2	2	
DIV. I NON-CONF.	10- 3	51	6- 3	219	271	98	98	1	1	

TOTALS	RPI 1-25	RPI 26-50	W-L RECORDS	RPI 51-100	RPI 101-150	RPI 150+				
12- 4	0- 1	0- 1	OVERALL	2- 1	1- 1	9- 0				
8- 1	0- 1	0- 0	HOME	1- 0	1- 0	6- 0				
4- 1	0- 0	0- 0	AWAY	1- 0	0- 1	3- 0				
0- 2	0- 0	0- 1	NEUTRAL	0- 1	0- 0	0- 0				
10- 3	0- 0	0- 1	NON-CONFERENCE	1- 1	1- 1	8- 0				
8- 0	0- 0	0- 0	HOME	1- 0	1- 0	6- 0				
2- 1	0- 0	0- 0	AWAY	0- 0	0- 1	2- 0				
0- 2	0- 0	0- 1	NEUTRAL	0- 1	0- 0	0- 0				
2- 1	0- 1	0- 0	CONFERENCE	1- 0	0- 0	1- 0				
0- 1	0- 1	0- 0	HOME	0- 0	0- 0	0- 0				
2- 0	0- 0	0- 0	AWAY	1- 0	0- 0	1- 0				
0- 0	0- 0	0- 0	NEUTRAL	0- 0	0- 0	0- 0				

RPI	S	Opponent	Score	RPI	S	Opponent	Score	RPI	S	Opponent	Score	RPI	S	Opponent	Score
15	H	Missouri	56 62	36	N	NC State	49 68	51	H	Utah	65 60	113	A	TCU	67 88
								64	A	Arkansas	83 76	119	H	Jacksonville	75 60
								73	N	Elon	55 60	183	H	Missouri St.	65 61
												186	A	Florida	63 54
												191	H	SMU	59 44
												247	H	Grambling	73 49
												254	A	Lipscomb	73 51
												263	H	Alabama A&M	90 32
												319	H	Florida A&M	91 55
												325	A	Ga. Southern	84 36
												335	H	Murray St.	68 47
LAST 12 Division I GAMES:															
64	A	Arkansas	83 76	191	H	SMU	59 44	247	H	Grambling	73 49	254	A	Lipscomb	73 51
186	A	Florida	63 54	247	H	Grambling	73 49	113	A	TCU	67 88	73	N	Elon	55 60
15	H	Missouri	56 62	36	N	NC State	49 68								
319	H	Florida A&M	91 55												
335	H	Murray St.	68 47												
183	H	Missouri St.	65 61												

Non-Div I Games:

Alabama

Average RPI Win:	241	WON-LOST	WINNING	LAST 10	STRENGTH OF	OPP. STRENGTH	TEAM	ADJ.	CONF.	ADJ CONF.
Average RPI Loss:	42	RECORD	PCT. RANK	GAMES	SCHEDULE	OF SCHEDULE	RPI	RPI	RPI	RPI
DIV. I ONLY	7- 4	108	6- 2	152	117	82	82	27	27	
DIV. I NON-CONF.	3- 4	209	2- 3	10	94	57	57	26	26	
<hr/>										
TOTALS	RPI 1-25	RPI 26-50	W-L RECORDS	RPI 51-100	RPI 101-150	RPI 150+				
7- 4	0- 3	0- 0	OVERALL	0- 0	2- 1	5- 0				
4- 0	0- 0	0- 0	HOME	0- 0	1- 0	3- 0				
1- 4	0- 0	0- 0	AWAY	0- 0	0- 0	1- 0				
2- 0	0- 0	0- 0	NEUTRAL	0- 0	1- 0	1- 0				
3- 4	0- 3	0- 0	NON-CONFERENCE	0- 0	1- 1	2- 0				
1- 0	0- 0	0- 0	HOME	0- 0	0- 0	1- 0				
0- 4	0- 3	0- 0	AWAY	0- 0	0- 1	0- 0				
2- 0	0- 0	0- 0	NEUTRAL	0- 0	1- 0	1- 0				
4- 0	0- 0	0- 0	CONFERENCE	0- 0	1- 0	3- 0				
3- 0	0- 0	0- 0	HOME	0- 0	1- 0	2- 0				
1- 0	0- 0	0- 0	AWAY	0- 0	0- 0	1- 0				
0- 0	0- 0	0- 0	NEUTRAL	0- 0	0- 0	0- 0				

RPI 1-25				RPI 26-50				RPI 51-100				RPI 101+			
RPI	S	Opponent	Score	RPI	S	Opponent	Score	RPI	S	Opponent	Score	RPI	S	Opponent	Score
12	A	Tennessee	34 77									117	A	South Ala.	43 64
17	A	Texas A&M	61 72									122	N	Clemson	53 47
20	A	Baylor	55 86									128	H	Lamar University	51 39
												266	N	North Dakota St.	68 45
												271	A	A&M-Corpus Christi	58 50
												299	H	Southeastern La.	63 47
												300	H	Sam Houston St.	69 44
												301	H	Alcorn	75 52
<hr/>															
LAST 12 Division I GAMES:															
128	H	Lamar University	51 39	117	A	South Ala.	43 64								
300	H	Sam Houston St.	69 44	17	A	Texas A&M	61 72								
299	H	Southeastern La.	63 47	12	A	Tennessee	34 77								
271	A	A&M-Corpus Christi	58 50	301	H	Alcorn	75 52								
266	N	North Dakota St.	68 45	20	A	Baylor	55 86								
122	N	Clemson	53 47												

Non-Div I Games: Central Baptist 75 34 Williams Baptist 77 31 Crowley's Ridge 106 23 Hendrix 79 22 Central Ark.

Average RPI Win:	178	WON-LOST	WINNING	LAST 10	STRENGTH OF	OPP. STRENGTH	TEAM	ADJ.	CONF.	ADJ CONF.
Average RPI Loss:	56	RECORD	PCT. RANK	GAMES	SCHEDULE	OF SCHEDULE	RPI	RPI	RPI	RPI
DIV. I ONLY	11- 5	77	8- 2	130	40	83	83	16	16	
DIV. I NON-CONF.	9- 5	99	8- 2	61	18	61	61	16	16	

TOTALS	RPI 1-25	RPI 26-50	W-L RECORDS	RPI 51-100	RPI 101-150	RPI 150+				
11- 5	1- 1	0- 1	OVERALL	2- 2	2- 1	6- 0				
6- 2	1- 0	0- 0	HOME	0- 2	1- 0	4- 0				
2- 2	0- 1	0- 0	AWAY	1- 0	0- 1	1- 0				
3- 1	0- 0	0- 1	NEUTRAL	1- 0	1- 0	1- 0				
9- 5	1- 1	0- 1	NON-CONFERENCE	2- 2	2- 1	4- 0				
4- 2	1- 0	0- 0	HOME	0- 2	1- 0	2- 0				
2- 2	0- 1	0- 0	AWAY	1- 0	0- 1	1- 0				
3- 1	0- 0	0- 1	NEUTRAL	1- 0	1- 0	1- 0				
2- 0	0- 0	0- 0	CONFERENCE	0- 0	0- 0	2- 0				
2- 0	0- 0	0- 0	HOME	0- 0	0- 0	2- 0				
0- 0	0- 0	0- 0	AWAY	0- 0	0- 0	0- 0				
0- 0	0- 0	0- 0	NEUTRAL	0- 0	0- 0	0- 0				

RPI 1-25				RPI 26-50				RPI 51-100 Team's RPI: 83				RPI 101+			
RPI	S	Opponent	Score	RPI	S	Opponent	Score	RPI	S	Opponent	Score	RPI	S	Opponent	Score
10	A	Green Bay	30 60	34	N	Princeton	49 59	52	H	Virginia Tech	44 64	123	H	Hampton	64 52
22	H	FGCU	68 61					57	H	UCF	57 58	129	A	Stetson	67 78
								75	A	Indiana	64 61	144	N	Georgetown	54 41
								98	N	Auburn	50 41	167	N	Northwestern	61 44
												186	A	Florida	65 60
												248	H	UT Martin	87 82
												274	H	UNCG	49 42
												290	H	Presbyterian	71 51
												331	H	Western Caro.	47 32

LAST 12 Division I GAMES:															
274	H	UNCG	49 42	331	H	Western Caro.	47 32	248	H	UT Martin	87 82				
123	H	Hampton	64 52	98	N	Auburn	50 41	144	N	Georgetown	54 41				
34	N	Princeton	49 59	167	N	Northwestern	61 44	129	A	Stetson	67 78				
186	A	Florida	65 60	75	A	Indiana	64 61	123	H	Hampton	64 52				
22	H	FGCU	68 61					57	H	UCF	57 58				
52	H	Virginia Tech	44 64					75	A	Indiana	64 61				

Non-Div I Games:

Chattanooga

Average RPI Win:	213	WON-LOST	WINNING	LAST 10	STRENGTH OF	OPP. STRENGTH	TEAM	ADJ.	CONF.	ADJ CONF.
Average RPI Loss:	52	RECORD	PCT. RANK	GAMES	SCHEDULE	OF SCHEDULE	RPI	RPI	RPI	RPI
DIV. I ONLY	10- 4	61	7- 2	181	126	84	84	11	11	
DIV. I NON-CONF.	7- 3	74	5- 2	214	129	80	80	10	10	

TOTALS	RPI 1-25	RPI 26-50	W-L RECORDS	RPI 51-100	RPI 101-150	RPI 150+				
10- 4	0- 2	0- 1	OVERALL	2- 0	2- 1	6- 0				
4- 1	0- 1	0- 0	HOME	1- 0	0- 0	3- 0				
4- 2	0- 1	0- 1	AWAY	1- 0	1- 0	2- 0				
2- 1	0- 0	0- 0	NEUTRAL	0- 0	1- 1	1- 0				
7- 3	0- 1	0- 1	NON-CONFERENCE	1- 0	2- 1	4- 0				
3- 0	0- 0	0- 0	HOME	0- 0	0- 0	3- 0				
2- 2	0- 1	0- 1	AWAY	1- 0	1- 0	0- 0				
2- 1	0- 0	0- 0	NEUTRAL	0- 0	1- 1	1- 0				
3- 1	0- 1	0- 0	CONFERENCE	1- 0	0- 0	2- 0				
1- 1	0- 1	0- 0	HOME	1- 0	0- 0	0- 0				
2- 0	0- 0	0- 0	AWAY	0- 0	0- 0	2- 0				
0- 0	0- 0	0- 0	NEUTRAL	0- 0	0- 0	0- 0				

RPI 1-25				RPI 26-50				RPI 51-100				RPI 101+			
RPI	S	Opponent	Score	RPI	S	Opponent	Score	RPI	S	Opponent	Score	RPI	S	Opponent	Score
10	H	Green Bay	51 58	35	A	Georgi a	71 87	71	A	Bel mont	91 81	129	N	Stetson	64 59
15	A	Missouri	80 82					91	H	Milwaukee	56 51	137	A	Kent St.	72 60
												146	N	Providence	69 74
												173	A	Oakland	77 57
												212	N	Richmond	85 69
												309	A	Detroit Mercy	88 60
												330	H	Tennessee Tech	82 59
												333	H	Chicago St.	84 39
												341	H	Eastern Ill.	81 46
LAST 12 Division I GAMES:															
173	A	Oakland	77 57	309	A	Detroit Mercy	88 60	333	H	Chicago St.	84 39	330	H	Tennessee Tech	82 59
91	H	Milwaukee	56 51	71	A	Belmont	91 81	212	N	Richmond	85 69	146	N	Providence	69 74
10	H	Green Bay	51 58	137	A	Kent St.	72 60	129	N	Stetson	64 59				

Non-Div I Games: Northwestern Ohio 106 52 Cincinnati Christian 99 36

Wright St.

Average RPI Win:	220	WON-LOST	WINNING	LAST 10	STRENGTH OF	OPP. STRENGTH	TEAM	ADJ.	CONF.	ADJ CONF.
Average RPI Loss:	59	RECORD	PCT. RANK	GAMES	SCHEDULE	OF SCHEDULE	RPI	RPI	RPI	RPI
DIV. I ONLY	10- 5	85	8- 2	100	190	85	85	21	21	
DIV. I NON-CONF.	8- 5	111	7- 3	143	169	114	114	22	22	

TOTALS	RPI 1-25	RPI 26-50	W-L RECORDS	RPI 51-100	RPI 101-150	RPI 150+				
10- 5	0- 2	0- 0	OVERALL	1- 2	1- 1	8- 0				
5- 2	0- 1	0- 0	HOME	1- 0	0- 1	4- 0				
2- 3	0- 0	0- 0	AWAY	0- 0	0- 0	2- 0				
3- 0	0- 0	0- 0	NEUTRAL	0- 0	1- 0	2- 0				
8- 5	0- 2	0- 0	NON-CONFERENCE	0- 2	1- 1	7- 0				
4- 2	0- 1	0- 0	HOME	0- 0	0- 1	4- 0				
1- 3	0- 1	0- 0	AWAY	0- 2	0- 0	1- 0				
3- 0	0- 0	0- 0	NEUTRAL	0- 0	1- 0	2- 0				
2- 0	0- 0	0- 0	CONFERENCE	1- 0	0- 0	1- 0				
1- 0	0- 0	0- 0	HOME	1- 0	0- 0	0- 0				
1- 0	0- 0	0- 0	AWAY	0- 0	0- 0	1- 0				
0- 0	0- 0	0- 0	NEUTRAL	0- 0	0- 0	0- 0				

RPI 1-25				RPI 26-50				RPI 51-100 Team's RPI: 85				RPI 101+			
RPI	S	Opponent	Score	RPI	S	Opponent	Score	RPI	S	Opponent	Score	RPI	S	Opponent	Score
13	H	Villanova	53 71					54	H	Albany (NY)	70 55	108	H	Delaware	63 72
18	A	Syracuse	63 75					59	A	Fordham	44 69	142	N	Yale	78 70
								97	A	North Carolina	70 90	169	H	Siena	71 62
												189	H	Niagara	83 65
												207	H	Hofstra	60 49
												234	A	Stony Brook	75 68
												263	N	Alabama A&M	56 47
												302	H	Central Conn. St.	68 52
												316	A	Bryant	59 47
												322	N	Charleston So.	62 43

LAST 12 Division I GAMES:															
								54	H	Albany (NY)	70 55	234	A	Stony Brook	75 68
								142	N	Yale	78 70	189	H	Niagara	83 65
								59	A	Fordham	44 69	97	A	North Carolina	70 90
								169	H	Siena	71 62	263	N	Alabama A&M	56 47
								316	A	Bryant	59 47	322	N	Charleston So.	62 43
								302	H	Central Conn. St.	68 52	18	A	Syracuse	63 75

Non-Div I Games:

Hartford

Average RPI Win:	191	WON-LOST	WINNING	LAST 10	STRENGTH OF	OPP. STRENGTH	TEAM	ADJ.	CONF.	ADJ CONF.
Average RPI Loss:	70	RECORD	PCT. RANK	GAMES	SCHEDULE	OF SCHEDULE	RPI	RPI	RPI	RPI
DIV. I ONLY	6- 7	198	4- 5	34	86	86	86	21	21	
DIV. I NON-CONF.	5- 6	187	3- 5	36	27	67	67	22	22	

TOTALS	RPI 1-25	RPI 26-50	W-L RECORDS	RPI 51-100	RPI 101-150	RPI 150+				
6- 7	0- 2	0- 1	OVERALL	2- 2	0- 1	4- 1				
3- 2	0- 0	0- 0	HOME	1- 0	0- 1	2- 1				
2- 5	0- 2	0- 1	AWAY	1- 2	0- 0	1- 0				
1- 0	0- 0	0- 0	NEUTRAL	0- 0	0- 0	1- 0				
5- 6	0- 2	0- 1	NON-CONFERENCE	2- 2	0- 1	3- 0				
2- 1	0- 0	0- 0	HOME	1- 0	0- 1	1- 0				
2- 5	0- 2	0- 1	AWAY	1- 2	0- 0	1- 0				
1- 0	0- 0	0- 0	NEUTRAL	0- 0	0- 0	1- 0				
1- 1	0- 0	0- 0	CONFERENCE	0- 0	0- 0	1- 1				
1- 1	0- 0	0- 0	HOME	0- 0	0- 0	1- 1				
0- 0	0- 0	0- 0	AWAY	0- 0	0- 0	0- 0				
0- 0	0- 0	0- 0	NEUTRAL	0- 0	0- 0	0- 0				

RPI 1-25				RPI 26-50				RPI 51-100				RPI 101+			
RPI	S	Opponent	Score	RPI	S	Opponent	Score	RPI	S	Opponent	Score	RPI	S	Opponent	Score
3	A	Mississippi St.	43 83	29	A	Duke	39 69	80	A	Toledo	64 65	109	H	Tulane	34 42
5	A	Ohio St.	70 83					88	A	Miami (FL)	70 80	158	A	Boston College	61 40
								89	A	Dartmouth	64 51	175	H	Binghamton	62 66
								93	H	Harvard	76 51	234	H	Stony Brook	64 56
												253	N	Kennesaw St.	75 39
												316	H	Bryant	70 68

LAST 12 Division I GAMES:															
234	H	Stony Brook	64 56	175	H	Binghamton	62 66	80	A	Toledo	64 65	253	N	Kennesaw St.	75 39
158	A	Boston College	61 40	88	A	Miami (FL)	70 80	89	A	Dartmouth	64 51	316	H	Bryant	70 68
29	A	Duke	39 69	93	H	Harvard	76 51								
3	A	Mississippi St.	43 83												
89	A	Dartmouth	64 51												
5	A	Ohio St.	70 83												

Non-Div I Games: Maine Maritime 89 49 Me.-Fort Kent 100 40

Maine

Average RPI Win:	205	WON-LOST	WINNING	LAST 10	STRENGTH OF	OPP. STRENGTH	TEAM	ADJ.	CONF.	ADJ CONF.
Average RPI Loss:	62	RECORD	PCT. RANK	GAMES	SCHEDULE	OF SCHEDULE	RPI	RPI	RPI	RPI
DIV. I ONLY	10- 4	61	6- 3	170	85	87	87	4	4	
DIV. I NON-CONF.	8- 2	45	6- 1	175	160	65	65	4	4	

TOTALS	RPI 1-25	RPI 26-50	W-L RECORDS	RPI 51-100	RPI 101-150	RPI 150+				
10- 4	0- 1	0- 1	OVERALL	1- 2	4- 0	5- 0				
6- 2	0- 1	0- 0	HOME	1- 1	1- 0	4- 0				
4- 2	0- 0	0- 1	AWAY	0- 1	3- 0	1- 0				
0- 0	0- 0	0- 0	NEUTRAL	0- 0	0- 0	0- 0				
8- 2	0- 0	0- 0	NON-CONFERENCE	1- 2	3- 0	4- 0				
5- 1	0- 0	0- 0	HOME	1- 1	1- 0	3- 0				
3- 1	0- 0	0- 0	AWAY	0- 1	2- 0	1- 0				
0- 0	0- 0	0- 0	NEUTRAL	0- 0	0- 0	0- 0				
2- 2	0- 1	0- 1	CONFERENCE	0- 0	1- 0	1- 0				
1- 1	0- 1	0- 0	HOME	0- 0	0- 0	1- 0				
1- 1	0- 0	0- 1	AWAY	0- 0	1- 0	0- 0				
0- 0	0- 0	0- 0	NEUTRAL	0- 0	0- 0	0- 0				

RPI	S	Opponent	Score	RPI	S	Opponent	Score	RPI	S	Opponent	Score	RPI	S	Opponent	Score
19	H	Arizona St.	47 72	42	A	Washington St.	75 89	88	H	Miami (FL)	67 61	115	H	George Mason	76 61
								89	H	Dartmouth	75 81	126	A	Washington	66 61
								97	A	North Carolina	80 87	145	A	Colorado St.	70 67
												149	A	Samford	71 60
												213	H	Fla. Atlantic	76 69
												266	H	North Dakota St.	108 59
												305	A	Air Force	68 43
												308	H	Arizona	79 60
												339	H	Mississippi Val.	85 48

LAST 12 Division I GAMES:															
42	A	Washington St.	75 89	126	A	Washington	66 61	266	H	North Dakota St.	108 59	115	H	George Mason	76 61
308	H	Arizona	79 60	213	H	Fla. Atlantic	76 69	339	H	Mississippi Val.	85 48	88	H	Miami (FL)	67 61
19	H	Arizona St.	47 72	89	H	Dartmouth	75 81	145	A	Colorado St.	70 67	126	A	Washington	66 61
305	A	Air Force	68 43	149	A	Samford	71 60								

Non-Div I Games: Westminster (MO) 106 47

Col orado

Average RPI	Win:	187	WON-LOST	WINNING	LAST 10	STRENGTH OF	OPP. STRENGTH	TEAM	ADJ.	CONF.	ADJ CONF.
Average RPI	Loss:	46	RECORD	PCT. RANK	GAMES	SCHEDULE	OF SCHEDULE	RPI	RPI	RPI	RPI
DIV. I ONLY		11- 5		77	7- 3	87	49	88	88	1	1
DIV. I NON-CONF.		10- 3		51	7- 2	182	103	94	94	2	2

TOTALS	RPI 1-25		RPI 26-50		W-L RECORDS	RPI 51-100		RPI 101-150		RPI 150+	
11- 5	0- 2		2- 1		OVERALL	1- 2		1- 0		7- 0	
9- 3	0- 1		2- 1		HOME	1- 1		1- 0		5- 0	
0- 2	0- 1		0- 0		AWAY	0- 1		0- 0		0- 0	
2- 0	0- 0		0- 0		NEUTRAL	0- 0		0- 0		2- 0	
10- 3	0- 1		1- 1		NON-CONFERENCE	1- 1		1- 0		7- 0	
8- 2	0- 1		1- 1		HOME	1- 0		1- 0		5- 0	
0- 1	0- 0		0- 0		AWAY	0- 1		0- 0		0- 0	
2- 0	0- 0		0- 0		NEUTRAL	0- 0		0- 0		2- 0	
1- 2	0- 1		1- 0		CONFERENCE	0- 1		0- 0		0- 0	
1- 1	0- 0		1- 0		HOME	0- 1		0- 0		0- 0	
0- 1	0- 1		0- 0		AWAY	0- 0		0- 0		0- 0	
0- 0	0- 0		0- 0		NEUTRAL	0- 0		0- 0		0- 0	

RPI 1-25				RPI 26-50				RPI 51-100				RPI 101+			
RPI	S	Opponent	Score	RPI	S	Opponent	Score	RPI	S	Opponent	Score	RPI	S	Opponent	Score
2	A	Notre Dame	76 83	29	H	Duke	51 48	78	H	Wake Forest	50 61	105	H	Kentucky	65 54
24	H	Maryland	71 79	39	H	St. John's (NY)	64 74	86	H	Maine	80 70	181	N	Southern Ill.	75 65
				40	H	Michigan St.	67 57	87	A	Colorado	61 67	224	H	New Orleans	76 46
												225	H	Bethune-Cookman	85 39
												239	N	Sacramento St.	82 56
												291	H	Alabama St.	79 31
												312	H	FIU	77 69
												328	H	Vermont	73 49

LAST 12 Division I GAMES:															
2	A	Notre Dame	76 83	78	H	Wake Forest	50 61	105	H	Kentucky	65 54	39	H	St. John's (NY)	64 74
29	H	Duke	51 48	40	H	Michigan St.	67 57	24	H	Maryland	71 79	86	H	Maine	80 70
225	H	Bethune-Cookman	85 39												
181	N	Southern Ill.	75 65												
239	N	Sacramento St.	82 56												
291	H	Alabama St.	79 31												

Non-Div I Games:

Miami (FL)

Average RPI Win:	215	WON-LOST	WINNING	LAST 10	STRENGTH OF	OPP. STRENGTH	TEAM	ADJ.	CONF.	ADJ CONF.
Average RPI Loss:	103	RECORD	PCT. RANK	GAMES	SCHEDULE	OF SCHEDULE	RPI	RPI	RPI	RPI

DIV. I ONLY	9- 5	100	5- 5	131	232	89	89	9	9
DIV. I NON-CONF.	8- 5	111	6- 5	145	258	96	96	9	9
TOTALS	RPI 1-25	RPI 26-50	W-L RECORDS	RPI 51-100	RPI 101-150	RPI 150+			
9- 5	0- 1	0- 0	OVERALL	2- 2	0- 0	7- 2			
6- 1	0- 0	0- 0	HOME	1- 1	0- 0	5- 0			
3- 4	0- 1	0- 0	AWAY	1- 1	0- 0	2- 2			
0- 0	0- 0	0- 0	NEUTRAL	0- 0	0- 0	0- 0			
8- 5	0- 1	0- 0	NON-CONFERENCE	1- 2	0- 0	7- 2			
5- 1	0- 0	0- 0	HOME	0- 1	0- 0	5- 0			
3- 4	0- 1	0- 0	AWAY	1- 1	0- 0	2- 2			
0- 0	0- 0	0- 0	NEUTRAL	0- 0	0- 0	0- 0			
1- 0	0- 0	0- 0	CONFERENCE	1- 0	0- 0	0- 0			
1- 0	0- 0	0- 0	HOME	1- 0	0- 0	0- 0			
0- 0	0- 0	0- 0	AWAY	0- 0	0- 0	0- 0			
0- 0	0- 0	0- 0	NEUTRAL	0- 0	0- 0	0- 0			

RPI S Opponent Score	RPI S Opponent Score	RPI S Opponent Score	RPI S Opponent Score
5 A Ohio St. 70 103		54 A Albany (NY) 61 76	158 H Boston College 68 57
		86 H Maine 51 64	174 H New Hampshire 57 49
		87 A Colorado 81 75	175 A Binghamton 64 80
		93 H Harvard 63 56	192 A Marist 60 51
			194 A Army West Point 56 71
			233 A Holy Cross 76 74
			320 H Rhode Island 70 54
			328 H Vermont 66 56
			346 H NJIT 81 50
LAST 12 Division I GAMES:			
175 A Binghamton 64 80	93 H Harvard 63 56	174 H New Hampshire 57 49	
54 A Albany (NY) 61 76		192 A Marist 60 51	
233 A Holy Cross 76 74		194 A Army West Point 56 71	
5 A Ohio St. 70 103		346 H NJIT 81 50	
87 A Colorado 81 75		320 H Rhode Island 70 54	
86 H Maine 51 64			

Non-Div I Games:

Dartmouth

Average RPI	Win:	194	WON-LOST	WINNING	LAST 10	STRENGTH OF	OPP. STRENGTH	TEAM	ADJ.	CONF.	ADJ CONF.
Average RPI	Loss:	51	RECORD	PCT. RANK	GAMES	SCHEDULE	OF SCHEDULE	RPI	RPI	RPI	RPI
DIV. I ONLY		7- 8		187	5- 5	25	104	90	90	12	12
DIV. I NON-CONF.		5- 7		212	4- 5	26	56	103	103	12	12

TOTALS	RPI 1-25		RPI 26-50		W-L RECORDS	RPI 51-100		RPI 101-150		RPI 150+	
7- 8	0- 2		0- 3		OVERALL	1- 2		2- 1		4- 0	
4- 4	0- 1		0- 2		HOME	1- 0		2- 1		1- 0	
3- 4	0- 0		0- 0		AWAY	0- 0		0- 0		3- 0	
0- 0	0- 0		0- 0		NEUTRAL	0- 0		0- 0		0- 0	
5- 7	0- 2		0- 3		NON-CONFERENCE	1- 1		1- 1		3- 0	
3- 4	0- 1		0- 2		HOME	1- 0		1- 1		1- 0	
2- 3	0- 1		0- 1		AWAY	0- 1		0- 0		2- 0	
0- 0	0- 0		0- 0		NEUTRAL	0- 0		0- 0		0- 0	
2- 1	0- 0		0- 0		CONFERENCE	0- 1		1- 0		1- 0	
1- 0	0- 0		0- 0		HOME	0- 0		1- 0		0- 0	
1- 1	0- 0		0- 0		AWAY	0- 1		0- 0		1- 0	
0- 0	0- 0		0- 0		NEUTRAL	0- 0		0- 0		0- 0	

RPI 1-25				RPI 26-50				RPI 51-100				RPI 101+			
RPI	S	Opponent	Score	RPI	S	Opponent	Score	RPI	S	Opponent	Score	RPI	S	Opponent	Score
18	H	Syracuse	62 74	30	H	South Fla.	78 83	59	A	Fordham	50 61	115	H	George Mason	62 52
24	A	Maryland	54 80	34	A	Princeton	52 72	67	H	American	61 44	127	H	Vanderbilt	59 69
				46	H	South Dakota St.	88 97	70	A	Mercer	44 61	144	H	Georgetown	65 54
												152	H	Wisconsin	61 46
												268	A	Monmouth	59 45
												289	A	Towson	66 43
												323	A	VCU	61 39

Team's RPI: 90															
LAST 12 Division I GAMES:															
323	A	VCU	61 39	115	H	George Mason	62 52	59	A	Fordham	50 61	30	H	South Fla.	78 83
268	A	Monmouth	59 45	18	H	Syracuse	62 74	67	H	American	61 44	152	H	Wisconsin	61 46
24	A	Maryland	54 80	127	H	Vanderbilt	59 69	70	A	Mercer	44 61	144	H	Georgetown	65 54

Non-Div I Games:

George Washington

Average RPI Win:	234	WON-LOST	WINNING	LAST 10	STRENGTH OF	OPP. STRENGTH	TEAM	ADJ.	CONF.	ADJ CONF.
Average RPI Loss:	52	RECORD	PCT. RANK	GAMES	SCHEDULE	OF SCHEDULE	RPI	RPI	RPI	RPI
DIV. I ONLY	10- 5	85	7- 3	219	101	91	91	11	11	
DIV. I NON-CONF.	9- 3	61	8- 1	266	113	97	97	10	10	

TOTALS	RPI 1-25	RPI 26-50	W-L RECORDS	RPI 51-100	RPI 101-150	RPI 150+				
10- 5	0- 2	0- 1	OVERALL	0- 1	1- 1	9- 0				
3- 1	0- 1	0- 0	HOME	0- 0	0- 0	3- 0				
6- 3	0- 1	0- 0	AWAY	0- 1	1- 1	5- 0				
1- 1	0- 0	0- 1	NEUTRAL	0- 0	0- 0	1- 0				
9- 3	0- 1	0- 1	NON-CONFERENCE	0- 0	1- 1	8- 0				
3- 1	0- 1	0- 0	HOME	0- 0	0- 0	3- 0				
5- 1	0- 0	0- 0	AWAY	0- 0	1- 1	4- 0				
1- 1	0- 0	0- 1	NEUTRAL	0- 0	0- 0	1- 0				
1- 2	0- 1	0- 0	CONFERENCE	0- 1	0- 0	1- 0				
0- 0	0- 0	0- 0	HOME	0- 0	0- 0	0- 0				
1- 2	0- 1	0- 0	AWAY	0- 1	0- 0	1- 0				
0- 0	0- 0	0- 0	NEUTRAL	0- 0	0- 0	0- 0				

RPI 1-25				RPI 26-50				RPI 51-100				RPI 101+			
RPI	S	Opponent	Score	RPI	S	Opponent	Score	RPI	S	Opponent	Score	RPI	S	Opponent	Score
10	A	Green Bay	29 52	28	N	Houston	59 74	84	A	Wright St.	51 56	118	A	Drake	73 77
21	H	Marquette	68 83									121	A	Western Ill.	77 67
												152	A	Wisconsin	67 64
												167	A	Northwestern	66 57
												208	N	CSUN	58 50
												237	H	Illinois St.	61 59
												266	H	North Dakota St.	74 38
												272	H	Loyola Chicago	63 41
												273	A	Northern Ky.	52 49
												314	A	Fort Wayne	60 48
												333	A	Chicago St.	84 59

LAST 12 Division I GAMES:															
84	A	Wright St.	51 56	10	A	Green Bay	29 52	237	H	Illinois St.	61 59	167	A	Northwestern	66 57
273	A	Northern Ky.	52 49	266	H	North Dakota St.	74 38	121	A	Western Ill.	77 67	272	H	Loyola Chicago	63 41
333	A	Chicago St.	84 59	121	A	Western Ill.	77 67								
21	H	Marquette	68 83	272	H	Loyola Chicago	63 41								
152	A	Wisconsin	67 64												
314	A	Fort Wayne	60 48												

Non-Div I Games:

Milwaukee

Average RPI Win:	199	WON-LOST	WINNING	LAST 10	STRENGTH OF	OPP. STRENGTH	TEAM	ADJ.	CONF.	ADJ CONF.
Average RPI Loss:	74	RECORD	PCT. RANK	GAMES	SCHEDULE	OF SCHEDULE	RPI	RPI	RPI	RPI
DIV. I ONLY	10- 4	61	7- 3	232	115	92	92	7	7	
DIV. I NON-CONF.	8- 3	65	7- 2	308	100	133	133	8	8	

TOTALS	RPI 1-25	RPI 26-50	W-L RECORDS	RPI 51-100	RPI 101-150	RPI 150+				
10- 4	0- 1	1- 0	OVERALL	0- 2	4- 1	5- 0				
5- 0	0- 0	1- 0	HOME	0- 0	3- 0	1- 0				
4- 2	0- 0	0- 0	AWAY	0- 0	1- 0	3- 0				
1- 2	0- 0	0- 0	NEUTRAL	0- 1	0- 1	1- 0				
8- 3	0- 1	0- 0	NON-CONFERENCE	0- 1	3- 1	5- 0				
3- 0	0- 0	0- 0	HOME	0- 0	2- 0	1- 0				
4- 1	0- 1	0- 0	AWAY	0- 0	1- 0	3- 0				
1- 2	0- 0	0- 0	NEUTRAL	0- 1	0- 1	1- 0				
2- 1	0- 0	1- 0	CONFERENCE	0- 1	1- 0	0- 0				
2- 0	0- 0	1- 0	HOME	0- 0	1- 0	0- 0				
0- 1	0- 0	0- 0	AWAY	0- 1	0- 0	0- 0				
0- 0	0- 0	0- 0	NEUTRAL	0- 0	0- 0	0- 0				

RPI 1-25				RPI 26-50				RPI 51-100				RPI 101+			
RPI	S	Opponent	Score	RPI	S	Opponent	Score	RPI	S	Opponent	Score	RPI	S	Opponent	Score
14	A	Iowa	80 105	38	H	Buffal o	86 84	54	N	Al bany (NY)	91 97	110	H	Bradley	76 52
								99	A	Mi ami (OH)	65 67	121	H	Western Ill.	96 94
												128	N	Lamar University	80 90
												131	A	SIUE	86 75
												137	H	Kent St.	81 79
												239	N	Sacramento St.	84 75
												270	A	UTSA	69 55
												272	H	Loyol a Chi cago	80 71
												333	A	Chi cago St.	80 59
												341	A	Eastern Ill.	93 64

LAST 12 Division I GAMES:															
137	H	Kent St.	81 79	38	H	Buffal o	86 84	110	H	Bradley	76 52				
99	A	Mi ami (OH)	65 67	110	H	Bradley	76 52	128	N	Lamar University	80 90				
54	N	Al bany (NY)	91 97	128	N	Lamar University	80 90	270	A	UTSA	69 55				
239	N	Sacramento St.	84 75	270	A	UTSA	69 55	333	A	Chi cago St.	80 59				
131	A	SIUE	86 75	333	A	Chi cago St.	80 59	121	H	Western Ill.	96 94				
272	H	Loyol a Chi cago	80 71	121	H	Western Ill.	96 94								

Non-Div I Games:

Northern Ill.

Average RPI Win:	206	WON-LOST	WINNING	LAST 10	STRENGTH OF	OPP. STRENGTH	TEAM	ADJ.	CONF.	ADJ CONF.
Average RPI Loss:	74	RECORD	PCT. RANK	GAMES	SCHEDULE	OF SCHEDULE	RPI	RPI	RPI	RPI
DIV. I ONLY	11- 4	53	6- 4	160	134	93	93	6	6	
DIV. I NON-CONF.	9- 2	35	6- 2	241	151	92	92	6	6	

TOTALS	RPI 1-25	RPI 26-50	W-L RECORDS	RPI 51-100	RPI 101-150	RPI 150+				
11- 4	0- 1	0- 1	OVERALL	1- 1	3- 0	7- 1				
9- 2	0- 1	0- 0	HOME	1- 1	3- 0	5- 0				
2- 2	0- 0	0- 1	AWAY	0- 0	0- 0	2- 1				
0- 0	0- 0	0- 0	NEUTRAL	0- 0	0- 0	0- 0				
9- 2	0- 0	0- 1	NON-CONFERENCE	1- 1	2- 0	6- 0				
8- 1	0- 0	0- 0	HOME	1- 1	2- 0	5- 0				
1- 1	0- 0	0- 1	AWAY	0- 0	0- 0	1- 0				
0- 0	0- 0	0- 0	NEUTRAL	0- 0	0- 0	0- 0				
2- 2	0- 1	0- 0	CONFERENCE	0- 0	1- 0	1- 1				
1- 1	0- 1	0- 0	HOME	0- 0	1- 0	0- 0				
1- 1	0- 0	0- 0	AWAY	0- 0	0- 0	1- 1				
0- 0	0- 0	0- 0	NEUTRAL	0- 0	0- 0	0- 0				

RPI	S	Opponent	Score	RPI	S	Opponent	Score	RPI	S	Opponent	Score	RPI	S	Opponent	Score
20	H	Bayl or	48 83	39	A	St. John's (NY)	53 65	64	H	Arkansas	71 60	113	H	TCU	86 77
								72	H	Nebraska	49 66	125	H	Rice	73 65
												142	H	Yale	81 75
												165	A	Iowa St.	69 71
												168	H	Southeast Mo. St.	51 50
												221	A	Texas Tech	60 47
												242	H	UMKC	63 48
												269	H	Campbell	66 48
												294	H	Texas Southern	72 37
												296	H	Delaware St.	81 49
												329	A	Iona	72 58

LAST 12 Division I GAMES:															
221	A	Texas Tech	60 47	20	H	Bayl or	48 83	72	H	Nebraska	49 66	64	H	Arkansas	71 60
113	H	TCU	86 77	72	H	Nebraska	49 66	242	H	UMKC	63 48	125	H	Rice	73 65
165	A	Iowa St.	69 71	64	H	Arkansas	71 60	125	H	Rice	73 65	296	H	Delaware St.	81 49
329	A	Iona	72 58	242	H	UMKC	63 48								
39	A	St. John's (NY)	53 65	125	H	Rice	73 65								
168	H	Southeast Mo. St.	51 50	296	H	Delaware St.	81 49								

Non-Div I Games:

Kansas

Average RPI	Win:	212	WON-LOST	WINNING	LAST 10	STRENGTH OF	OPP. STRENGTH	TEAM	ADJ.	CONF.	ADJ CONF.
Average RPI	Loss:	76	RECORD	PCT. RANK	GAMES	SCHEDULE	OF SCHEDULE	RPI	RPI	RPI	RPI
DIV. I ONLY		7- 6		143	6- 4	103	113	93	93	9	9
DIV. I NON-CONF.		7- 5		131	7- 4	116	109	79	79	9	9

TOTALS	RPI 1-25		RPI 26-50		W-L RECORDS	RPI 51-100		RPI 101-150		RPI 150+	
7- 6	0- 1		0- 1		OVERALL	0- 3		1- 1		6- 0	
4- 0	0- 0		0- 0		HOME	0- 0		1- 0		3- 0	
1- 5	0- 1		0- 1		AWAY	0- 2		0- 1		1- 0	
2- 1	0- 0		0- 0		NEUTRAL	0- 1		0- 0		2- 0	
7- 5	0- 1		0- 1		NON-CONFERENCE	0- 2		1- 1		6- 0	
4- 0	0- 0		0- 0		HOME	0- 0		1- 0		3- 0	
1- 4	0- 1		0- 1		AWAY	0- 1		0- 1		1- 0	
2- 1	0- 0		0- 0		NEUTRAL	0- 1		0- 0		2- 0	
0- 1	0- 0		0- 0		CONFERENCE	0- 1		0- 0		0- 0	
0- 0	0- 0		0- 0		HOME	0- 0		0- 0		0- 0	
0- 1	0- 0		0- 0		AWAY	0- 1		0- 0		0- 0	
0- 0	0- 0		0- 0		NEUTRAL	0- 0		0- 0		0- 0	

RPI	S	Opponent	Score	RPI	S	Opponent	Score	RPI	S	Opponent	Score	RPI	S	Opponent	Score
22	A	FGCU	56 65	50	A	Virginia	48 50	77	N	Dayton	66 72	133	A	Temple	64 86
								86	A	Maine	51 76	150	H	Boston U.	80 70
								89	A	Dartmouth	56 63	169	H	Siena	75 67
												190	A	Northeastern	79 69
												226	N	Akron	76 63
												228	H	Sacred Heart	70 62
												234	H	Stony Brook	60 53
												284	N	N. C. A&T	64 60

Team's RPI: 93															
LAST 12 Division I GAMES:															
234	H	Stony Brook	60 53	89	A	Dartmouth	56 63	133	A	Temple	64 86	150	H	Boston U.	80 70
226	N	Akron	76 63	50	A	Virginia	48 50	228	H	Sacred Heart	70 62	169	H	Siena	75 67
22	A	FGCU	56 65					190	A	Northeastern	79 69	234	H	Stony Brook	60 53
190	A	Northeastern	79 69					284	N	N. C. A&T	64 60				
133	A	Temple	64 86												
284	N	N. C. A&T	64 60												

Non-Div I Games:

Harvard

Average RPI Win:	197	WON-LOST	WINNING	LAST 10	STRENGTH OF	OPP. STRENGTH	TEAM	ADJ.	CONF.	ADJ CONF.
Average RPI Loss:	76	RECORD	PCT. RANK	GAMES	SCHEDULE	OF SCHEDULE	RPI	RPI	RPI	RPI
DIV. I ONLY	7- 6	143	5- 5	45	154	95	95	7	7	
DIV. I NON-CONF.	5- 5	170	4- 5	63	172	115	115	8	8	

TOTALS	RPI 1-25	RPI 26-50	W-L RECORDS	RPI 51-100	RPI 101-150	RPI 150+				
7- 6	0- 0	0- 3	OVERALL	2- 1	1- 2	4- 0				
4- 2	0- 0	0- 1	HOME	1- 1	1- 0	2- 0				
3- 2	0- 0	0- 0	AWAY	1- 0	0- 0	2- 0				
0- 2	0- 0	0- 1	NEUTRAL	0- 0	0- 1	0- 0				
5- 5	0- 0	0- 2	NON-CONFERENCE	1- 1	1- 2	3- 0				
2- 2	0- 0	0- 1	HOME	0- 1	1- 0	1- 0				
3- 1	0- 0	0- 0	AWAY	1- 0	0- 1	2- 0				
0- 2	0- 0	0- 1	NEUTRAL	0- 0	0- 1	0- 0				
2- 1	0- 0	0- 1	CONFERENCE	1- 0	0- 0	1- 0				
2- 0	0- 0	0- 0	HOME	1- 0	0- 0	1- 0				
0- 1	0- 0	0- 1	AWAY	0- 0	0- 0	0- 0				
0- 0	0- 0	0- 0	NEUTRAL	0- 0	0- 0	0- 0				

RPI 1-25				RPI 26-50				RPI 51-100				RPI 101+			
RPI	S	Opponent	Score	RPI	S	Opponent	Score	RPI	S	Opponent	Score	RPI	S	Opponent	Score
				41	H	Michigan	61 74	65	A	Purdue	77 71	111	A	Cleveland St.	64 71
				43	A	Central Mich.	58 82	74	H	IUPUI	52 76	112	H	High Point	64 61
				50	N	Virginia	59 77	80	H	Toledo	78 61	135	N	Furman	68 70
												226	H	Akron	70 67
												284	H	N.C. A&T	72 65
												295	A	Eastern Ky.	69 57
												317	A	Marshall	54 52
LAST 12 Division I GAMES:															
				43	A	Central Mich.	58 82	226	H	Akron	70 67				
				80	H	Toledo	78 61	111	A	Cleveland St.	64 71				
				284	H	N.C. A&T	72 65	74	H	IUPUI	52 76				
				50	N	Virginia	59 77	295	A	Eastern Ky.	69 57				
				135	N	Furman	68 70	41	H	Michigan	61 74				
				65	A	Purdue	77 71	317	A	Marshall	54 52				

Non-Div I Games: Notre Dame (OH) 93 37

Ohio

Average RPI Win:	185	WON-LOST	WINNING	LAST 10	STRENGTH OF	OPP. STRENGTH	TEAM	ADJ.	CONF.	ADJ CONF.
Average RPI Loss:	148	RECORD	PCT. RANK	GAMES	SCHEDULE	OF SCHEDULE	RPI	RPI	RPI	RPI
DIV. I ONLY	7- 5	126	4- 5	106	234	96	96	17	17	
DIV. I NON-CONF.	5- 4	146	4- 4	101	237	101	101	18	18	

TOTALS	RPI 1-25	RPI 26-50	W-L RECORDS	RPI 51-100	RPI 101-150	RPI 150+				
7- 5	0- 0	0- 1	OVERALL	0- 1	2- 0	5- 3				
4- 0	0- 0	0- 0	HOME	0- 0	2- 0	2- 0				
3- 3	0- 0	0- 1	AWAY	0- 0	0- 0	3- 2				
0- 2	0- 0	0- 0	NEUTRAL	0- 1	0- 0	0- 1				
5- 4	0- 0	0- 1	NON-CONFERENCE	0- 1	1- 0	4- 2				
3- 0	0- 0	0- 0	HOME	0- 0	1- 0	2- 0				
2- 2	0- 0	0- 1	AWAY	0- 0	0- 0	2- 1				
0- 2	0- 0	0- 0	NEUTRAL	0- 1	0- 0	0- 1				
2- 1	0- 0	0- 0	CONFERENCE	0- 0	1- 0	1- 1				
1- 0	0- 0	0- 0	HOME	0- 0	1- 0	0- 0				
1- 1	0- 0	0- 0	AWAY	0- 0	0- 0	1- 1				
0- 0	0- 0	0- 0	NEUTRAL	0- 0	0- 0	0- 0				

RPI 1-25				RPI 26-50				RPI 51-100				Team's RPI : 96				RPI 101+			
RPI	S	Opponent	Score	RPI	S	Opponent	Score	RPI	S	Opponent	Score		RPI	S	Opponent	Score			
				29	A	Duke	40 63												
								74	N	IUPUI	59 65		118	H	Drake	75 61			
													134	H	Nevada	66 60			
													160	N	UNI	40 55			
													176	A	Idaho	70 64			
													179	H	Idaho St.	61 53			
													205	A	Boise St.	66 51			
													210	A	Montana St.	46 50			
													227	A	Denver	61 51			
													258	H	Montana	67 62			
													267	A	San Diego St.	62 68			
LAST 12 Division I GAMES:																			
				134	H	Nevada	66 60					205	A	Boise St.	66 51				
				267	A	San Diego St.	62 68					74	N	IUPUI	59 65				
				29	A	Duke	40 63					160	N	UNI	40 55				
				176	A	Idaho	70 64					118	H	Drake	75 61				
				179	H	Idaho St.	61 53					227	A	Denver	61 51				
				210	A	Montana St.	46 50					258	H	Montana	67 62				

Non-Div I Games: Colo. Christian 62 33 Adams St. 73 47

Wyoming

Average RPI Win:	177	WON-LOST	WINNING	LAST 10	STRENGTH OF	OPP. STRENGTH	TEAM	ADJ.	CONF.	ADJ CONF.
Average RPI Loss:	95	RECORD	PCT. RANK	GAMES	SCHEDULE	OF SCHEDULE	RPI	RPI	RPI	RPI
DIV. I ONLY	11- 5	77	7- 3	89	133	97	97	1	1	
DIV. I NON-CONF.	10- 3	51	8- 1	106	196	90	90	2	2	

TOTALS	RPI 1-25	RPI 26-50	W-L RECORDS	RPI 51-100	RPI 101-150	RPI 150+				
11- 5	0- 1	0- 0	OVERALL	3- 1	2- 2	6- 1				
9- 3	0- 0	0- 0	HOME	3- 1	1- 2	5- 0				
0- 2	0- 1	0- 0	AWAY	0- 0	0- 0	0- 1				
2- 0	0- 0	0- 0	NEUTRAL	0- 0	1- 0	1- 0				
10- 3	0- 0	0- 0	NON-CONFERENCE	3- 1	2- 2	5- 0				
8- 3	0- 0	0- 0	HOME	3- 1	1- 2	4- 0				
0- 0	0- 0	0- 0	AWAY	0- 0	0- 0	0- 0				
2- 0	0- 0	0- 0	NEUTRAL	0- 0	1- 0	1- 0				
1- 2	0- 1	0- 0	CONFERENCE	0- 0	0- 0	1- 1				
1- 0	0- 0	0- 0	HOME	0- 0	0- 0	1- 0				
0- 2	0- 1	0- 0	AWAY	0- 0	0- 0	0- 1				
0- 0	0- 0	0- 0	NEUTRAL	0- 0	0- 0	0- 0				

RPI	S	Opponent	Score	RPI	S	Opponent	Score	RPI	S	Opponent	Score	RPI	S	Opponent	Score
8	A	Florida St.	65 103					61	H	Minnesota	88 83	117	H	South Ala.	84 85
								70	H	Mercer	86 97	123	H	Hampton	66 70
								85	H	Hartford	90 70	126	N	Washington	90 78
								87	H	Colorado	87 80	135	H	Furman	84 56
												158	A	Boston College	64 77
												177	H	Pittsburgh	68 67
												199	H	Radford	79 46
												247	N	Grambling	79 63
												265	H	UNCW	86 60
												276	H	Appalachian St.	56 43
												290	H	Presbyterian	91 56

LAST 12 Division I GAMES:															
158	A	Boston College	64 77	177	H	Pittsburgh	68 67								
8	A	Florida St.	65 103	290	H	Presbyterian	91 56								
70	H	Mercer	86 97	276	H	Appalachian St.	56 43								
247	N	Grambling	79 63	85	H	Hartford	90 70								
126	N	Washington	90 78	61	H	Minnesota	88 83								
135	H	Furman	84 56	265	H	UNCW	86 60								

Non-Div I Games:

North Carolina

Average RPI Win: 209

Average RPI Loss: 66

WON-LOST
RECORDWINNING
PCT. RANKLAST 10
GAMESSTRENGTH OF
SCHEDULEOPP. STRENGTH
OF SCHEDULETEAM
RPIADJ.
RPICONF.
RPIADJ CONF.
RPIDIV. I ONLY
DIV. I NON-CONF.9- 5
8- 3100
656- 3
6- 2134
25489
14098
10998
1092
12
1

TOTALS

RPI 1-25

RPI 26-50

W-L RECORDS

RPI 51-100

RPI 101-150

RPI 150+

9- 5
6- 1
2- 2
1- 20- 2
0- 1
0- 1
0- 00- 0
0- 0
0- 0
0- 0OVERALL
HOME
AWAY
NEUTRAL1- 2
0- 0
1- 1
0- 12- 0
0- 0
1- 0
1- 06- 1
6- 0
0- 0
0- 18- 3
5- 0
2- 1
1- 20- 0
0- 0
0- 0
0- 00- 0
0- 0
0- 0
0- 0NON-CONFERENCE
HOME
AWAY
NEUTRAL1- 2
0- 0
1- 1
0- 12- 0
0- 0
1- 0
1- 05- 1
5- 0
0- 0
0- 11- 2
1- 1
0- 1
0- 00- 2
0- 1
0- 1
0- 00- 0
0- 0
0- 0
0- 0CONFERENCE
HOME
AWAY
NEUTRAL0- 0
0- 0
0- 0
0- 00- 0
0- 0
0- 0
0- 01- 0
1- 0
0- 0
0- 0

RPI 1-25

RPI	S	Opponent	Score
12	A	Tennessee	59 70
17	H	Texas A&M	73 82

RPI 26-50

RPI	S	Opponent	Score
-----	---	----------	-------

RPI 51-100

Team's RPI: 98

RPI	S	Opponent	Score
52	A	Virginia Tech	63 72
75	A	Indiana	65 53
83	N	Chattanooga	41 50

RPI 101+

RPI	S	Opponent	Score
141	A	Louisiana	70 60
144	N	Georgetown	60 40
167	N	Northwestern	48 49
171	H	Louisiana Tech	75 59
186	H	Florida	84 55
238	H	Southern U.	65 47
284	H	N.C. A&T	63 53
299	H	Southeastern La.	80 46
343	H	La.-Monroe	67 41

LAST 12 Division I GAMES:

12	A	Tennessee	59 70	17	H	Texas A&M	73 82
186	H	Florida	84 55	343	H	La.-Monroe	67 41
299	H	Southeastern La.	80 46	83	N	Chattanooga	41 50
238	H	Southern U.	65 47	167	N	Northwestern	48 49
141	A	Louisiana	70 60	144	N	Georgetown	60 40
75	A	Indiana	65 53	171	H	Louisiana Tech	75 59

Non-Div I Games:

Xavier (LA)

70 44

Auburn

Average RPI Win:	226	WON-LOST	WINNING	LAST 10	STRENGTH OF	OPP. STRENGTH	TEAM	ADJ.	CONF.	ADJ CONF.
Average RPI Loss:	89	RECORD	PCT. RANK	GAMES	SCHEDULE	OF SCHEDULE	RPI	RPI	RPI	RPI
DIV. I ONLY	9- 5	100	7- 3	135	262	99	99	7	7	
DIV. I NON-CONF.	8- 3	65	7- 2	270	299	113	113	8	8	

TOTALS	RPI 1-25	RPI 26-50	W-L RECORDS	RPI 51-100	RPI 101-150	RPI 150+				
9- 5	0- 1	0- 1	OVERALL	2- 1	0- 1	7- 1				
6- 1	0- 0	0- 1	HOME	1- 0	0- 0	5- 0				
2- 4	0- 1	0- 0	AWAY	1- 1	0- 1	1- 1				
1- 0	0- 0	0- 0	NEUTRAL	0- 0	0- 0	1- 0				
8- 3	0- 0	0- 0	NON-CONFERENCE	1- 1	0- 1	7- 1				
5- 0	0- 0	0- 0	HOME	0- 0	0- 0	5- 0				
2- 3	0- 0	0- 0	AWAY	1- 1	0- 1	1- 1				
1- 0	0- 0	0- 0	NEUTRAL	0- 0	0- 0	1- 0				
1- 2	0- 1	0- 1	CONFERENCE	1- 0	0- 0	0- 0				
1- 1	0- 0	0- 1	HOME	1- 0	0- 0	0- 0				
0- 1	0- 1	0- 0	AWAY	0- 0	0- 0	0- 0				
0- 0	0- 0	0- 0	NEUTRAL	0- 0	0- 0	0- 0				

RPI 1-25				RPI 26-50				RPI 51-100				RPI 101+			
RPI	S	Opponent	Score	RPI	S	Opponent	Score	RPI	S	Opponent	Score	RPI	S	Opponent	Score
23	A	Ball St.	61 86	43	H	Central Mich.	66 84	65	A	Purdue	66 75	120	A	Loyola Marymount	71 84
								74	A	IUPUI	96 83	155	H	Jacksonville St.	58 55
								92	H	Northern Ill.	67 65	196	A	Cincinnati	62 73
												227	N	Denver	69 52
												256	H	Valparaiso	77 68
												285	A	Indiana St.	68 56
												309	H	Detroit Mercy	91 64
												313	H	Canisius	72 47
												319	H	Florida A&M	73 33

LAST 12 Division I GAMES:															
23	A	Ball St.	61 86	43	H	Central Mich.	66 84	313	H	Canisius	72 47	120	A	Loyola Marymount	71 84
92	H	Northern Ill.	67 65					227	N	Denver	69 52	256	H	Valparaiso	77 68
319	H	Florida A&M	73 33					196	A	Cincinnati	62 73				
285	A	Indiana St.	68 56												
155	H	Jacksonville St.	58 55												
74	A	IUPUI	96 83												

Non-Div I Games:

Miami (OH)

Average RPI Win:	209	WON-LOST	WINNING	LAST 10	STRENGTH OF	OPP. STRENGTH	TEAM	ADJ.	CONF.	ADJ CONF.
Average RPI Loss:	115	RECORD	PCT. RANK	GAMES	SCHEDULE	OF SCHEDULE	RPI	RPI	RPI	RPI
DIV. I ONLY	10- 5	85	7- 2	165	191	100	100	14	14	
DIV. I NON-CONF.	7- 5	131	5- 3	196	136	141	141	14	14	

TOTALS	RPI 1-25	RPI 26-50	W-L RECORDS	RPI 51-100	RPI 101-150	RPI 150+				
10- 5	0- 1	1- 0	OVERALL	0- 1	1- 1	8- 2				
5- 1	0- 0	1- 0	HOME	0- 0	0- 1	4- 0				
4- 2	0- 0	0- 0	AWAY	0- 0	1- 0	3- 2				
1- 2	0- 1	0- 0	NEUTRAL	0- 1	0- 0	1- 0				
7- 5	0- 1	1- 0	NON-CONFERENCE	0- 1	0- 1	6- 2				
4- 1	0- 0	1- 0	HOME	0- 0	0- 1	3- 0				
2- 2	0- 0	0- 0	AWAY	0- 0	0- 0	2- 2				
1- 2	0- 1	0- 0	NEUTRAL	0- 1	0- 0	1- 0				
3- 0	0- 0	0- 0	CONFERENCE	0- 0	1- 0	2- 0				
1- 0	0- 0	0- 0	HOME	0- 0	0- 0	1- 0				
2- 0	0- 0	0- 0	AWAY	0- 0	1- 0	1- 0				
0- 0	0- 0	0- 0	NEUTRAL	0- 0	0- 0	0- 0				

RPI 1-25				RPI 26-50				RPI 51-100 Team's RPI: 100				RPI 101+			
RPI	S	Opponent	Score	RPI	S	Opponent	Score	RPI	S	Opponent	Score	RPI	S	Opponent	Score
12	N	Tennessee	49 69	49	H	Creighton	73 68	53	N	Oklahoma St.	68 76	121	A	Western Ill.	82 58
												139	H	Tulsa	61 64
												165	A	Iowa St.	76 81
												185	H	North Dakota	76 71
												204	A	SFA	55 77
												215	A	Wichita St.	62 48
												227	H	Denver	79 51
												232	H	UC Riverside	75 66
												246	H	CSU Bakersfield	66 50
												261	A	Incarnate Word	81 51
												266	A	North Dakota St.	82 67
												285	N	Indiana St.	71 59
LAST 12 Division I GAMES:															
266	A	North Dakota St.	82 67	121	A	Western Ill.	82 58	261	A	Incarnate Word	81 51	204	A	SFA	55 77
227	H	Denver	79 51	261	A	Incarnate Word	81 51	12	N	Tennessee	49 69	285	N	Indiana St.	71 59
185	H	North Dakota	76 71	204	A	SFA	55 77	53	N	Oklahoma St.	68 76				
232	H	UC Riverside	75 66												
139	H	Tulsa	61 64												
246	H	CSU Bakersfield	66 50												

Non-Div I Games: Bellevue 89 32

South Dakota

Average RPI Win:	250	WON-LOST	WINNING	LAST 10	STRENGTH OF	OPP. STRENGTH	TEAM	ADJ.	CONF.	ADJ CONF.
Average RPI Loss:	105	RECORD	PCT. RANK	GAMES	SCHEDULE	OF SCHEDULE	RPI	RPI	RPI	RPI
DIV. I ONLY	10- 3	40	6- 3	281	229	101	101	15	15	
DIV. I NON-CONF.	9- 1	20	7- 1	286	264	73	73	15	15	

TOTALS	RPI 1-25	RPI 26-50	W-L RECORDS	RPI 51-100	RPI 101-150	RPI 150+				
10- 3	0- 0	0- 1	OVERALL	0- 1	0- 0	10- 1				
7- 0	0- 0	0- 0	HOME	0- 0	0- 0	7- 0				
3- 3	0- 0	0- 1	AWAY	0- 1	0- 0	3- 1				
0- 0	0- 0	0- 0	NEUTRAL	0- 0	0- 0	0- 0				
9- 1	0- 0	0- 1	NON-CONFERENCE	0- 0	0- 0	9- 0				
6- 0	0- 0	0- 0	HOME	0- 0	0- 0	6- 0				
3- 1	0- 0	0- 1	AWAY	0- 0	0- 0	3- 0				
0- 0	0- 0	0- 0	NEUTRAL	0- 0	0- 0	0- 0				
1- 2	0- 0	0- 0	CONFERENCE	0- 1	0- 0	1- 1				
1- 0	0- 0	0- 0	HOME	0- 0	0- 0	1- 0				
0- 2	0- 0	0- 0	AWAY	0- 1	0- 0	0- 1				
0- 0	0- 0	0- 0	NEUTRAL	0- 0	0- 0	0- 0				

RPI	S	Opponent	Score	RPI	S	Opponent	Score	RPI	S	Opponent	Score	RPI	S	Opponent	Score
47	A	New Mexico	87 94	67	A	American	41 46	192	A	Marist	77 70	202	A	Lehigh	63 66
								212	A	Richmond	76 56	216	H	Norfolk St.	70 51
								229	H	St. Bonaventure	86 48	257	A	LIU Brooklyn	79 47
								260	H	Loyola Maryland	73 44	266	H	North Dakota St.	67 54
								268	H	Monmouth	73 49	293	H	Rider	63 44
								305	H	Air Force	71 64				
LAST 12 Division I GAMES:															
202	A	Lehigh	63 66	67	A	American	41 46	229	H	St. Bonaventure	86 48	266	H	North Dakota St.	67 54
260	H	Loyola Maryland	73 44	293	H	Rider	63 44	305	H	Air Force	71 64				
257	A	LIU Brooklyn	79 47					216	H	Norfolk St.	70 51				
47	A	New Mexico	87 94					212	A	Richmond	76 56				
212	A	Richmond	76 56												
268	H	Monmouth	73 49												

Non-Div I Games: Emory & Henry 88 57

Navy

Average RPI	Win: 214	WON-LOST	WINNING	LAST 10	STRENGTH OF	OPP. STRENGTH	TEAM	ADJ.	CONF.	ADJ CONF.
Average RPI	Loss: 73	RECORD	PCT. RANK	GAMES	SCHEDULE	OF SCHEDULE	RPI	RPI	RPI	RPI
DIV. I ONLY	11- 5	77	6- 4	148	167	102	102	2	2	
DIV. I NON-CONF.	10- 3	51	7- 2	215	244	85	85	1	1	

TOTALS	RPI 1-25	RPI 26-50	W-L RECORDS	RPI 51-100	RPI 101-150	RPI 150+				
11- 5	0- 2	0- 0	OVERALL	0- 1	3- 1	8- 1				
9- 1	0- 1	0- 0	HOME	0- 0	2- 0	7- 0				
1- 3	0- 0	0- 0	AWAY	0- 0	1- 0	0- 0				
1- 1	0- 0	0- 0	NEUTRAL	0- 0	0- 1	1- 0				
10- 3	0- 1	0- 0	NON-CONFERENCE	0- 0	3- 1	7- 1				
8- 0	0- 0	0- 0	HOME	0- 0	2- 0	6- 0				
1- 2	0- 1	0- 0	AWAY	0- 0	1- 0	0- 1				
1- 1	0- 0	0- 0	NEUTRAL	0- 0	0- 1	1- 0				
1- 2	0- 1	0- 0	CONFERENCE	0- 1	0- 0	1- 0				
1- 1	0- 1	0- 0	HOME	0- 0	0- 0	1- 0				
0- 1	0- 0	0- 0	AWAY	0- 1	0- 0	0- 0				
0- 0	0- 0	0- 0	NEUTRAL	0- 0	0- 0	0- 0				

RPI	S	Opponent	Score
6	A	Oregon	46 90
11	H	South Carolina	62 88

RPI	S	Opponent	Score

RPI	S	Opponent	Score
64	A	Arkansas	72 73

RPI	S	Opponent	Score
114	N	Saint Louis	64 79
117	H	South Ala.	66 59
133	A	Temple	64 48
138	H	Middle Tenn.	65 56
170	A	Portland St.	79 94
186	H	Florida	78 75
193	H	Arkansas St.	74 48
219	H	Troy	96 93
220	H	Southern Miss.	68 59
253	H	Kennesaw St.	92 63
294	H	Texas Southern	73 58
296	N	Delaware St.	110 58
310	H	Northwestern St.	75 44

LAST 12 Division I GAMES:

11	H	South Carolina	62	88	186	H	Florida	78	75
64	A	Arkansas	72	73	117	H	South Ala.	66	59
294	H	Texas Southern	73	58	193	H	Arkansas St.	74	48
170	A	Portland St.	79	94	138	H	Middle Tenn.	65	56
6	A	Oregon	46	90	133	A	Temple	64	48
220	H	Southern Miss.	68	59	219	H	Troy	96	93

Non-Div I Games:

Ole Miss

Average RPI	Win:	212	WON-LOST	WINNING	LAST 10	STRENGTH OF	OPP. STRENGTH	TEAM	ADJ.	CONF.	ADJ CONF.
Average RPI	Loss:	31	RECORD	PCT. RANK	GAMES	SCHEDULE	OF SCHEDULE	RPI	RPI	RPI	RPI
DIV. I ONLY		9- 7		134	4- 6	62	68	103	103	5	5
DIV. I NON-CONF.		8- 3		65	5- 2	104	154	76	76	5	5

TOTALS	RPI 1-25		RPI 26-50		W-L RECORDS	RPI 51-100		RPI 101-150		RPI 150+	
9- 7	0- 3		0- 3		OVERALL	1- 1		1- 0		7- 0	
7- 3	0- 1		0- 2		HOME	0- 0		1- 0		6- 0	
2- 4	0- 2		0- 1		AWAY	1- 1		0- 0		1- 0	
0- 0	0- 0		0- 0		NEUTRAL	0- 0		0- 0		0- 0	
8- 3	0- 2		0- 1		NON-CONFERENCE	1- 0		0- 0		7- 0	
6- 2	0- 1		0- 1		HOME	0- 0		0- 0		6- 0	
2- 1	0- 1		0- 0		AWAY	1- 0		0- 0		1- 0	
0- 0	0- 0		0- 0		NEUTRAL	0- 0		0- 0		0- 0	
1- 4	0- 1		0- 2		CONFERENCE	0- 1		1- 0		0- 0	
1- 1	0- 0		0- 1		HOME	0- 0		1- 0		0- 0	
0- 3	0- 1		0- 1		AWAY	0- 1		0- 0		0- 0	
0- 0	0- 0		0- 0		NEUTRAL	0- 0		0- 0		0- 0	

RPI 1-25				RPI 26-50				RPI 51-100				RPI 101+ Team's RPI: 103			
RPI	S	Opponent	Score	RPI	S	Opponent	Score	RPI	S	Opponent	Score	RPI	S	Opponent	Score
7	A	Rutgers	45 70	33	A	DePaul	66 89	55	A	Butler	48 66	146	H	Providence	65 56
16	H	UCLA	68 77	34	H	Princeton	83 85	78	A	Wake Forest	67 57	155	H	Jacksonville St.	73 54
21	A	Marquette	84 97	49	H	Creighton	51 68					158	A	Boston College	73 53
												192	H	Marist	85 60
												245	H	Fairfield	80 61
												293	H	Rider	85 49
												303	H	St. Francis Brooklyn	84 50
												342	H	Saint Peter's	91 49

LAST 12 Division I GAMES:															
146	H	Providence	65 56	55	A	Butler	48 66	158	A	Boston College	73 53	7	A	Rutgers	45 70
49	H	Creighton	51 68	33	A	DePaul	66 89	303	H	St. Francis Brooklyn	84 50	192	H	Marist	85 60
21	A	Marquette	84 97	245	H	Fairfield	80 61	155	H	Jacksonville St.	73 54				
33	A	DePaul	66 89	16	H	UCLA	68 77								

Non-Div I Games:

Seton Hall

Average RPI Loss: 48

DIV. I ONLY	8- 7	153	7- 3	51	92	104	104	10	10
DIV. I NON-CONF.	4- 7	226	3- 5	55	38	167	167	11	11
TOTALS	RPI 1-25	RPI 26-50	W-L RECORDS	RPI 51-100	RPI 101-150	RPI 150+			
8- 7	0- 4	0- 1	OVERALL	1- 1	1- 0	6- 1			
5- 3	0- 2	0- 0	HOME	1- 0	1- 0	3- 1			
3- 3	0- 1	0- 1	AWAY	0- 1	0- 0	3- 0			
0- 1	0- 1	0- 0	NEUTRAL	0- 0	0- 0	0- 0			
4- 7	0- 4	0- 1	NON-CONFERENCE	0- 1	1- 0	3- 1			
3- 3	0- 2	0- 0	HOME	0- 0	1- 0	2- 1			
1- 3	0- 1	0- 1	AWAY	0- 1	0- 0	1- 0			
0- 1	0- 1	0- 0	NEUTRAL	0- 0	0- 0	0- 0			
4- 0	0- 0	0- 0	CONFERENCE	1- 0	0- 0	3- 0			
2- 0	0- 0	0- 0	HOME	1- 0	0- 0	1- 0			
2- 0	0- 0	0- 0	AWAY	0- 0	0- 0	2- 0			
0- 0	0- 0	0- 0	NEUTRAL	0- 0	0- 0	0- 0			

RPI 1-25					
RPI	S	Opponent	Score		
7	H	Rutgers	63	76	
8	H	Florida St.	63	79	
12	A	Tennessee	60	89	
13	N	Villanova	57	60	

RPI 26-50					
RPI	S	Opponent	Score		
39	A	St. John's (NY)	64	81	

RPI 51-100					
RPI	S	Opponent	Score		
63	H	Drexel	56	48	
77	A	Dayton	54	82	

Team's RPI: 101+					
RPI	S	Opponent	Score		
148	H	Liberty	58	47	
178	H	Saint Joseph's	66	73	
190	A	Northeastern	60	57	
207	A	Hofstra	55	42	
289	H	Towson	69	45	
298	H	Wagner	68	45	
316	H	Bryant	67	36	
328	A	Vermont	68	56	

LAST 12 Division I GAMES:					
289	H	Towson	69	45	
190	A	Northeastern	60	57	
207	A	Hofstra	55	42	
316	H	Bryant	67	36	
77	A	Dayton	54	82	
39	A	St. John's (NY)	64	81	
63	H	Drexel	56	48	
148	H	Liberty	58	47	
8	H	Florida St.	63	79	
328	A	Vermont	68	56	
13	N	Villanova	57	60	
178	H	Saint Joseph's	66	73	

Non-Div I Games:

James Madison

Average RPI Win:	236	WON-LOST	WINNING	LAST 10	STRENGTH OF	OPP. STRENGTH	TEAM	ADJ.	CONF.	ADJ CONF.
Average RPI Loss:	41	RECORD	PCT. RANK	GAMES	SCHEDULE	OF SCHEDULE	RPI	RPI	RPI	RPI
DIV. I ONLY	8- 9	184	2- 8	29	95	105	105	2	2	
DIV. I NON-CONF.	8- 6	143	3- 6	80	141	99	99	1	1	

TOTALS	RPI 1-25	RPI 26-50	W-L RECORDS	RPI 51-100	RPI 101-150	RPI 150+				
8- 9	0- 6	1- 1	OVERALL	0- 1	1- 1	6- 0				
6- 4	0- 3	0- 1	HOME	0- 0	1- 0	5- 0				
2- 5	0- 3	1- 0	AWAY	0- 1	0- 1	1- 0				
0- 0	0- 0	0- 0	NEUTRAL	0- 0	0- 0	0- 0				
8- 6	0- 4	1- 0	NON-CONFERENCE	0- 1	1- 1	6- 0				
6- 2	0- 2	0- 0	HOME	0- 0	1- 0	5- 0				
2- 4	0- 2	1- 0	AWAY	0- 1	0- 1	1- 0				
0- 0	0- 0	0- 0	NEUTRAL	0- 0	0- 0	0- 0				
0- 3	0- 2	0- 1	CONFERENCE	0- 0	0- 0	0- 0				
0- 2	0- 1	0- 1	HOME	0- 0	0- 0	0- 0				
0- 1	0- 1	0- 0	AWAY	0- 0	0- 0	0- 0				
0- 0	0- 0	0- 0	NEUTRAL	0- 0	0- 0	0- 0				

RPI 1-25				RPI 26-50				RPI 51-100				RPI 101+ Team's RPI: 105			
RPI	S	Opponent	Score	RPI	S	Opponent	Score	RPI	S	Opponent	Score	RPI	S	Opponent	Score
9	H	Louisville	63 87	35	H	Georgia	42 56	88	A	Miami (FL)	54 65	116	H	Gardner-Webb	72 34
12	H	Tennessee	49 63	42	A	Washington St.	73 68					138	A	Middle Tenn.	57 62
17	A	Texas A&M	70 74									239	H	Sacramento St.	101 70
20	A	Baylor	63 90									241	H	Morehead St.	86 53
22	A	FGCU	64 70									258	A	Montana	71 54
25	H	California	52 62									317	H	Marshall	69 39

LAST 12 Division I GAMES:															
17	A	Texas A&M	70 74	35	H	Georgia	42 56	22	A	FGCU	64 70	347	H	Evansville	100 62
12	H	Tennessee	49 63					330	H	Tennessee Tech	82 54				
138	A	Middle Tenn.	57 62	25	H	California	52 62	20	A	Baylor	63 90				
25	H	California	52 62	9	H	Louisville	63 87	317	H	Marshall	69 39				
9	H	Louisville	63 87	88	A	Miami (FL)	54 65								

Non-Div I Games:

Kentucky

Average RPI	Win:	224	WON-LOST	WINNING	LAST 10	STRENGTH OF	OPP. STRENGTH	TEAM	ADJ.	CONF.	ADJ CONF.
Average RPI	Loss:	25	RECORD	PCT. RANK	GAMES	SCHEDULE	OF SCHEDULE	RPI	RPI	RPI	RPI
DIV. I ONLY		11- 1		9	9- 0	333	74	106	106	9	9
DIV. I NON-CONF.		11- 1		13	10- 1	332	72	100	100	9	9

TOTALS	RPI 1-25		RPI 26-50		W-L RECORDS	RPI 51-100		RPI 101-150		RPI 150+	
11- 1	0- 1		0- 0		OVERALL	0- 0		3- 0		8- 0	
4- 1	0- 1		0- 0		HOME	0- 0		1- 0		3- 0	
5- 0	0- 0		0- 0		AWAY	0- 0		1- 0		4- 0	
2- 0	0- 0		0- 0		NEUTRAL	0- 0		1- 0		1- 0	
11- 1	0- 1		0- 0		NON-CONFERENCE	0- 0		3- 0		8- 0	
4- 1	0- 1		0- 0		HOME	0- 0		1- 0		3- 0	
5- 0	0- 0		0- 0		AWAY	0- 0		1- 0		4- 0	
2- 0	0- 0		0- 0		NEUTRAL	0- 0		1- 0		1- 0	
0- 0	0- 0		0- 0		CONFERENCE	0- 0		0- 0		0- 0	
0- 0	0- 0		0- 0		HOME	0- 0		0- 0		0- 0	
0- 0	0- 0		0- 0		AWAY	0- 0		0- 0		0- 0	
0- 0	0- 0		0- 0		NEUTRAL	0- 0		0- 0		0- 0	

RPI 1-25				RPI 26-50				RPI 51-100				RPI 101+				Team's RPI: 106
RPI	S	Opponent	Score	RPI	S	Opponent	Score	RPI	S	Opponent	Score	RPI	S	Opponent	Score	
25	H	Cal i forni a	79 89									123	N	Hampton	73 66	
												146	A	Provi dence	64 59	
												150	H	Boston U.	92 68	
												164	A	Paci fi c	74 57	
												228	H	Sacred Heart	102 77	
												233	H	Holy Cross	82 78	
												243	A	Col gate	83 73	
												244	A	Howard	85 81	
												302	A	Central Conn. St.	78 55	
												316	H	Bryant	85 62	
												316	N	Bryant	72 60	
LAST 12 Division I GAMES:																
150	H	Boston U.	92 68	244	A	Howard	85 81									
243	A	Col gate	83 73	164	A	Paci fi c	74 57									
228	H	Sacred Heart	102 77	123	N	Hampton	73 66									
316	N	Bryant	72 60	25	H	Cal i forni a	79 89									
146	A	Provi dence	64 59	302	A	Central Conn. St.	78 55									
233	H	Holy Cross	82 78	316	H	Bryant	85 62									

Non-Div I Games: Johnson & Wales (RI) 100 79

Brown

Average RPI Win:	219	WON-LOST	WINNING	LAST 10	STRENGTH OF	OPP. STRENGTH	TEAM	ADJ.	CONF.	ADJ CONF.
Average RPI Loss:	120	RECORD	PCT. RANK	GAMES	SCHEDULE	OF SCHEDULE	RPI	RPI	RPI	RPI
DIV. I ONLY	11- 2	25	8- 1	319	129	107	107	18	18	
DIV. I NON-CONF.	9- 2	35	7- 2	320	115	108	108	19	19	

TOTALS	RPI 1-25	RPI 26-50	W-L RECORDS	RPI 51-100	RPI 101-150	RPI 150+				
11- 2	0- 0	0- 0	OVERALL	0- 1	4- 0	7- 1				
5- 0	0- 0	0- 0	HOME	0- 0	1- 0	4- 0				
5- 1	0- 0	0- 0	AWAY	0- 0	3- 0	2- 1				
1- 1	0- 0	0- 0	NEUTRAL	0- 1	0- 0	1- 0				
9- 2	0- 0	0- 0	NON-CONFERENCE	0- 1	3- 0	6- 1				
5- 0	0- 0	0- 0	HOME	0- 0	1- 0	4- 0				
3- 1	0- 0	0- 0	AWAY	0- 0	2- 0	1- 1				
1- 1	0- 0	0- 0	NEUTRAL	0- 1	0- 0	1- 0				
2- 0	0- 0	0- 0	CONFERENCE	0- 0	1- 0	1- 0				
0- 0	0- 0	0- 0	HOME	0- 0	0- 0	0- 0				
2- 0	0- 0	0- 0	AWAY	0- 0	1- 0	1- 0				
0- 0	0- 0	0- 0	NEUTRAL	0- 0	0- 0	0- 0				

U

U

A

A

B

B

RPI 1-25				RPI 26-50				RPI 51-100				RPI 101+				Team's RPI: 107
RPI	S	Opponent	Score	RPI	S	Opponent	Score	RPI	S	Opponent	Score	RPI	S	Opponent	Score	
								75	N	Indiana	63	71				
												112	A	High Point	77	61
												117	A	South Ala.	78	66
												138	A	Middle Tenn.	59	51
												149	H	Samford	77	53
												165	A	Memphis	62	64
												181	H	Southern Ill.	76	66
												230	N	UC Santa Barbara	67	54
												263	H	Alabama A&M	85	58
												276	A	Appalachian St.	70	59
												291	H	Alabama St.	61	44
												315	A	Old Dominion	74	61
												339	H	Mississippi Val.	87	72
LAST 12 Division I GAMES:																
315	A	Old Dominion	74	61	138	A	Middle Tenn.	59	51							
117	A	South Ala.	78	66	112	A	High Point	77	61							
291	H	Alabama St.	61	44	276	A	Appalachian St.	70	59							
263	H	Alabama A&M	85	58	230	N	UC Santa Barbara	67	54							
165	A	Memphis	62	64	75	N	Indiana	63	71							
149	H	Samford	77	53	181	H	Southern Ill.	76	66							

Non-Div I Games: Tuskegee

105 50

Miles

85 42

UAB

Delaware

Delaware				Through Games Of Jan. 7, 2018								
Average RPI	Win:	196	WON-LOST	WINNING	LAST 10	STRENGTH OF	OPP. STRENGTH	TEAM	ADJ.	CONF.	ADJ CONF.	
Average RPI	Loss:	125	RECORD	PCT. RANK	GAMES	SCHEDULE	OF SCHEDULE	RPI	RPI	RPI	RPI	
DIV. I ONLY		9- 5		100	7- 3	198	155	108	108	10	10	
DIV. I NON-CONF.		7- 4		102	6- 3	243	179	136	136	11	11	

TOTALS		RPI 1-25		RPI 26-50		W-L RECORDS		RPI 51-100		RPI 101-150		RPI 150+
9- 5		0- 0		0- 2		OVERALL		3- 1		0- 1		6- 1
4- 1		0- 0		0- 0		HOME		2- 0		0- 1		2- 0
4- 3		0- 0		0- 2		AWAY		1- 1		0- 0		3- 0
1- 1		0- 0		0- 0		NEUTRAL		0- 0		0- 0		1- 1
7- 4		0- 0		0- 2		NON-CONFERENCE		2- 0		0- 1		5- 1
3- 1		0- 0		0- 0		HOME		1- 0		0- 1		2- 0
3- 2		0- 0		0- 2		AWAY		1- 0		0- 0		2- 0
1- 1		0- 0		0- 0		NEUTRAL		0- 0		0- 0		1- 1
2- 1		0- 0		0- 0		CONFERENCE		1- 1		0- 0		1- 0
1- 0		0- 0		0- 0		HOME		1- 0		0- 0		0- 0
1- 1		0- 0		0- 0		AWAY		0- 1		0- 0		1- 0
0- 0		0- 0		0- 0		NEUTRAL		0- 0		0- 0		0- 0

Delaware

RPI 1-25				RPI 26-50				RPI 51-100				RPI 101+ Team's RPI: 108			
RPI	S	Opponent	Score	RPI	S	Opponent	Score	RPI	S	Opponent	Score	RPI	S	Opponent	Score
				34	A	Princeton	60 78	63	A	Drexel	53 74	150	H	Boston U.	79 85
				38	A	Buffalo	73 87	67	H	American	72 56	194	A	Army West Point	70 59
								73	H	Elon	80 66	218	A	Col. of Charleston	68 59
								85	A	Hartford	72 63	229	A	St. Bonaventure	53 52
												260	H	Loyola Maryland	71 38
												296	H	Delaware St.	84 49
												341	N	Eastern Ill.	66 37
												342	N	Saint Peter's	87 90

LAST 12 Division I GAMES:															
				73	H	Elon	80 66	218	A	Col. of Charleston	68 59				
				63	A	Drexel	53 74	229	A	St. Bonaventure	53 52				
				260	H	Loyola Maryland	71 38	341	N	Eastern Ill.	66 37				
				296	H	Delaware St.	84 49	342	N	Saint Peter's	87 90				
				194	A	Army West Point	70 59	150	H	Boston U.	79 85				
				34	A	Princeton	60 78	67	H	American	72 56				

Non-Div I Games:

Delaware

T
u
l
a
n
e

Tulane		Through Games Of Jan. 7, 2018									
Average RPI	Win: 180	WON-LOST	WINNING	LAST 10	STRENGTH OF	OPP. STRENGTH	TEAM	ADJ.	CONF.	ADJ CONF.	
Average RPI	Loss: 86	RECORD	PCT. RANK	GAMES	SCHEDULE	OF SCHEDULE	RPI	RPI	RPI	RPI	
DIV. I ONLY	9- 7	134	6- 4	101	100	109	109	8	8		
DIV. I NON-CONF.	8- 5	111	6- 3	170	116	122	122	7	7		

TOTALS	RPI 1-25	RPI 26-50	W-L RECORDS	RPI 51-100	RPI 101-150	RPI 150+					
9- 7	0- 0	0- 4	OVERALL	1- 1	4- 0	4- 2					
5- 2	0- 0	0- 2	HOME	0- 0	3- 0	2- 0					
3- 3	0- 0	0- 0	AWAY	1- 0	1- 0	1- 0					
1- 2	0- 0	0- 0	NEUTRAL	0- 1	0- 0	1- 1					
8- 5	0- 0	0- 2	NON-CONFERENCE	1- 1	3- 0	4- 2					
5- 1	0- 0	0- 1	HOME	0- 0	3- 0	2- 0					
2- 2	0- 0	0- 1	AWAY	1- 0	0- 0	1- 1					
1- 2	0- 0	0- 0	NEUTRAL	0- 1	0- 0	1- 1					
1- 2	0- 0	0- 2	CONFERENCE	0- 0	1- 0	0- 0					
0- 1	0- 0	0- 1	HOME	0- 0	0- 0	0- 0					
1- 1	0- 0	0- 1	AWAY	0- 0	1- 0	0- 0					
0- 0	0- 0	0- 0	NEUTRAL	0- 0	0- 0	0- 0					

T
u
l
a
n
e

RPI 1-25				RPI 26-50				RPI 51-100				RPI 101+ Team's RPI: 109			
RPI	S	Opponent	Score	RPI	S	Opponent	Score	RPI	S	Opponent	Score	RPI	S	Opponent	Score
				28	H	Houston	92 98	77	N	Dayton	65 71	127	H	Vanderbilt	71 59
				30	A	South Fla.	46 75	86	A	Maine	42 34	136	H	UTEP	67 56
				36	A	NC State	55 79					138	H	Middle Tenn.	62 44
				44	H	LSU	50 73					139	A	Tulsa	72 63
												165	N	Iowa St.	64 67
												219	H	Troy	106 75
												220	A	Southern Miss.	58 66
												224	H	New Orleans	79 56
												267	N	San Diego St.	80 46
												283	A	McNeese	70 66

LAST 12 Division I GAMES:															
				139	A	Tulsa	72 63	28	H	Houston	92 98				
				30	A	South Fla.	46 75	224	H	New Orleans	79 56				
				136	H	UTEP	67 56	36	A	NC State	55 79				
				219	H	Troy	106 75	283	A	McNeese	70 66				
				138	H	Middle Tenn.	62 44	267	N	San Diego St.	80 46				
				44	H	LSU	50 73	165	N	Iowa St.	64 67				

Non-Div I Games:

Tulane

Average RPI Win:	245	WON-LOST	WINNING	LAST 10	STRENGTH OF	OPP. STRENGTH	TEAM	ADJ.	CONF.	ADJ CONF.
Average RPI Loss:	102	RECORD	PCT. RANK	GAMES	SCHEDULE	OF SCHEDULE	RPI	RPI	RPI	RPI
DIV. I ONLY	8- 5	113	6- 4	192	256	110	110	23	23	
DIV. I NON-CONF.	5- 5	170	4- 5	139	214	144	144	21	21	

TOTALS	RPI 1-25	RPI 26-50	W-L RECORDS	RPI 51-100	RPI 101-150	RPI 150+				
8- 5	0- 1	0- 0	OVERALL	0- 1	1- 2	7- 1				
3- 1	0- 0	0- 0	HOME	0- 0	1- 1	2- 0				
4- 4	0- 1	0- 0	AWAY	0- 1	0- 1	4- 1				
1- 0	0- 0	0- 0	NEUTRAL	0- 0	0- 0	1- 0				
5- 5	0- 1	0- 0	NON-CONFERENCE	0- 1	1- 2	4- 1				
3- 1	0- 0	0- 0	HOME	0- 0	1- 1	2- 0				
1- 4	0- 1	0- 0	AWAY	0- 1	0- 1	1- 1				
1- 0	0- 0	0- 0	NEUTRAL	0- 0	0- 0	1- 0				
3- 0	0- 0	0- 0	CONFERENCE	0- 0	0- 0	3- 0				
0- 0	0- 0	0- 0	HOME	0- 0	0- 0	0- 0				
3- 0	0- 0	0- 0	AWAY	0- 0	0- 0	3- 0				
0- 0	0- 0	0- 0	NEUTRAL	0- 0	0- 0	0- 0				

RPI	S	Opponent	Score	RPI	S	Opponent	Score	RPI	S	Opponent	Score	RPI	S	Opponent	Score	Team's RPI: 110
10	A	Green Bay	40 72					92	A	Northern Ill.	52 76	111	H	Cleveland St.	65 67	
												121	H	Western Ill.	87 80	
												130	A	Illinois	62 74	
												168	A	Southeast Mo. St.	53 57	
												187	H	Omaha	69 56	
												237	A	Illinois St.	62 42	
												249	N	Nicholls St.	75 65	
												256	A	Valparaiso	88 69	
												272	A	Loyola Chicago	59 57	
												297	H	Ill.-Chicago	58 48	
												341	A	Eastern Ill.	67 52	

LAST 12 Division I GAMES:																
272	A	Loyola Chicago	59 57	256	A	Valparaiso	88 69	297	H	Ill.-Chicago	58 48	111	H	Cleveland St.	65 67	
237	A	Illinois St.	62 42	92	A	Northern Ill.	52 76	168	A	Southeast Mo. St.	53 57	10	A	Green Bay	40 72	
121	H	Western Ill.	87 80					249	N	Nicholls St.	75 65	341	A	Eastern Ill.	67 52	
								130	A	Illinois	62 74					

Non-Div I Games: Lincoln (M0) 88 44

Bradley

Average RPI Win:	222	WON-LOST	WINNING	LAST 10	STRENGTH OF	OPP. STRENGTH	TEAM	ADJ.	CONF.	ADJ CONF.
Average RPI Loss:	73	RECORD	PCT. RANK	GAMES	SCHEDULE	OF SCHEDULE	RPI	RPI	RPI	RPI
DIV. I ONLY	11- 4	53	8- 2	195	224	111	111	11	11	
DIV. I NON-CONF.	8- 3	65	6- 2	174	178	78	78	10	10	

TOTALS	RPI 1-25	RPI 26-50	W-L RECORDS	RPI 51-100	RPI 101-150	RPI 150+				
11- 4	0- 1	0- 0	OVERALL	1- 2	2- 1	8- 0				
7- 2	0- 1	0- 0	HOME	1- 1	0- 0	6- 0				
3- 1	0- 0	0- 0	AWAY	0- 1	1- 0	2- 0				
1- 1	0- 0	0- 0	NEUTRAL	0- 0	1- 1	0- 0				
8- 3	0- 1	0- 0	NON-CONFERENCE	1- 1	2- 1	5- 0				
4- 1	0- 1	0- 0	HOME	1- 0	0- 0	3- 0				
3- 1	0- 0	0- 0	AWAY	0- 1	1- 0	2- 0				
1- 1	0- 0	0- 0	NEUTRAL	0- 0	1- 1	0- 0				
3- 1	0- 0	0- 0	CONFERENCE	0- 1	0- 0	3- 0				
3- 1	0- 0	0- 0	HOME	0- 1	0- 0	3- 0				
0- 0	0- 0	0- 0	AWAY	0- 0	0- 0	0- 0				
0- 0	0- 0	0- 0	NEUTRAL	0- 0	0- 0	0- 0				

RPI	S	Opponent	Score	RPI	S	Opponent	Score	RPI	S	Opponent	Score	RPI	S	Opponent	Score	Team's RPI: 111
23	H	Ball St.	64 76					74	H	IUPUI	64 77	110	A	Bradley	67 65	
								80	A	Toledo	56 65	114	N	Saint Louis	64 80	
								95	H	Ohio	71 64	141	N	Louisiana	54 45	
												173	H	Oakland	70 62	
												189	A	Niagara	70 61	
												236	H	Eastern Mich.	77 65	
												237	A	Illinois St.	56 47	
												297	H	Ill.-Chicago	70 67	
												309	H	Detroit Mercy	75 50	
												317	H	Marshall	85 76	
												341	H	Eastern Ill.	77 69	

LAST 12 Division I GAMES:																
74	H	IUPUI	64 77	297	H	Ill.-Chicago	70 67									
309	H	Detroit Mercy	75 50	95	H	Ohio	71 64									
173	H	Oakland	70 62	189	A	Niagara	70 61									
110	A	Bradley	67 65	341	H	Eastern Ill.	77 69									
237	A	Illinois St.	56 47	141	N	Louisiana	54 45									
80	A	Toledo	56 65	114	N	Saint Louis	64 80									

Non-Div I Games:

Cleveland and St.

Average RPI Win: 226		WON-LOST	WINNING	LAST 10	STRENGTH OF		OPP. STRENGTH	TEAM	ADJ.	CONF.	ADJ CONF.
Average RPI Loss: 88		RECORD	PCT. RANK	GAMES	SCHEDULE		OF SCHEDULE	RPI	RPI	RPI	RPI
DIV. I ONLY		6- 5	139	6- 3	125		182	112	112	29	29
DIV. I NON-CONF.		4- 5	202	4- 5	130		142	140	140	29	29

TOTALS		RPI 1-25		RPI 26-50	W-L RECORDS		RPI 51-100	RPI 101-150		RPI 150+	
6- 5		0- 0		0- 1	OVERALL		0- 2	2- 1		4- 1	
2- 2		0- 0		0- 0	HOME		0- 0	1- 1		1- 1	
4- 3		0- 0		0- 0	AWAY		0- 1	1- 0		3- 0	
0- 0		0- 0		0- 0	NEUTRAL		0- 0	0- 0		0- 0	
4- 5		0- 0		0- 1	NON-CONFERENCE		0- 2	1- 1		3- 1	
1- 2		0- 0		0- 0	HOME		0- 0	0- 1		1- 1	
3- 3		0- 0		0- 1	AWAY		0- 2	1- 0		2- 0	
0- 0		0- 0		0- 0	NEUTRAL		0- 0	0- 0		0- 0	
2- 0		0- 0		0- 0	CONFERENCE		0- 0	1- 0		1- 0	
1- 0		0- 0		0- 0	HOME		0- 0	1- 0		0- 0	
1- 0		0- 0		0- 0	AWAY		0- 0	0- 0		1- 0	
0- 0		0- 0		0- 0	NEUTRAL		0- 0	0- 0		0- 0	

RPI 1-25				RPI 26-50				RPI 51-100				RPI 101+				Team's RPI: 112	
RPI	S	Opponent	Score	RPI	S	Opponent	Score	RPI	S	Opponent	Score	RPI	S	Opponent	Score		
				29	A	Duke	50 77	52	A	Vi rgi ni a Tech	63 86	107	H	UAB	61 77		
								95	A	Oh i o	61 64	116	H	Gardner-Webb	83 80		
												129	A	Stetson	69 64		
												157	H	Davi dson	74 82		
												216	A	Norfol k St.	59 56		
												274	A	UNCG	81 72		
												288	A	UNC Asheville	58 45		
												331	H	Western Caro.	75 69		
LAST 12 Division I GAMES:																	
				116	H	Gardner-Webb	83 80	288	A	UNC Asheville	58 45						
				274	A	UNCG	81 72	216	A	Norfol k St.	59 56						
				331	H	Western Caro.	75 69	129	A	Stetson	69 64						
				157	H	Davi dson	74 82	29	A	Duke	50 77						
				52	A	Vi rgi ni a Tech	63 86	95	A	Oh i o	61 64						
				107	H	UAB	61 77										

Non-Div I Games: N. C. Wesleyan 111 54 Barton 82 69

High Point

Average RPI	Win:	205	WON-LOST	WINNING	LAST 10	STRENGTH OF	OPP. STRENGTH	TEAM	ADJ.	CONF.	ADJ CONF.
Average RPI	Loss:	62	RECORD	PCT. RANK	GAMES	SCHEDULE	OF SCHEDULE	RPI	RPI	RPI	RPI
DIV. I ONLY		10- 5		85	6- 4	177	74	113	113	6	6
DIV. I NON-CONF.		9- 2		35	6- 2	250	135	87	87	6	6

TOTALS	RPI 1-25		RPI 26-50		W-L RECORDS	RPI 51-100		RPI 101-150		RPI 150+	
10- 5	0- 1		0- 2		OVERALL	1- 1		1- 1		8- 0	
7- 2	0- 0		0- 1		HOME	1- 0		1- 1		5- 0	
1- 3	0- 1		0- 1		AWAY	0- 1		0- 0		1- 0	
2- 0	0- 0		0- 0		NEUTRAL	0- 0		0- 0		2- 0	
9- 2	0- 1		0- 0		NON-CONFERENCE	1- 0		1- 1		7- 0	
6- 1	0- 0		0- 0		HOME	1- 0		1- 1		4- 0	
1- 1	0- 1		0- 0		AWAY	0- 0		0- 0		1- 0	
2- 0	0- 0		0- 0		NEUTRAL	0- 0		0- 0		2- 0	
1- 3	0- 0		0- 2		CONFERENCE	0- 1		0- 0		1- 0	
1- 1	0- 0		0- 1		HOME	0- 0		0- 0		1- 0	
0- 2	0- 0		0- 1		AWAY	0- 1		0- 0		0- 0	
0- 0	0- 0		0- 0		NEUTRAL	0- 0		0- 0		0- 0	

RPI 1-25				RPI 26-50				RPI 51-100				RPI 101+ Team's RPI: 113			
RPI	S	Opponent	Score	RPI	S	Opponent	Score	RPI	S	Opponent	Score	RPI	S	Opponent	Score
17	A	Texas A&M	58 71	26	H	West Virginia	82 87	81	H	Alabama	88 67	123	H	Hampton	90 68
				32	A	Oklahoma	71 84	93	A	Kansas	77 86	142	H	Yale	72 82

LAST 12 Division I GAMES:															
				93	A	Kansas	77 86	221	H	Texas Tech	93 72				
				26	H	West Virginia	82 87	32	A	Oklahoma	71 84				
				123	H	Hampton	90 68	81	H	Alabama	88 67				
				310	H	Northwestern St.	89 51	176	N	Idaho	86 76				
				299	H	Southeastern La.	112 62	308	N	Arizona	68 59				
				17	A	Texas A&M	58 71	142	H	Yale	72 82				

Non-Div I Games:

TCU

Average RPI Win:	185	WON-LOST	WINNING	LAST 10	STRENGTH OF	OPP. STRENGTH	TEAM	ADJ.	CONF.	ADJ CONF.
Average RPI Loss:	71	RECORD	PCT. RANK	GAMES	SCHEDULE	OF SCHEDULE	RPI	RPI	RPI	RPI
DIV. I ONLY	8- 8	166	5- 5	93	43	114	114	12	12	
DIV. I NON-CONF.	6- 7	184	4- 5	92	23	129	129	12	12	

TOTALS	RPI 1-25	RPI 26-50	W-L RECORDS	RPI 51-100	RPI 101-150	RPI 150+				
8- 8	0- 1	0- 3	OVERALL	0- 1	4- 3	4- 0				
4- 2	0- 0	0- 0	HOME	0- 0	2- 2	2- 0				
2- 5	0- 0	0- 1	AWAY	0- 1	0- 1	2- 0				
2- 1	0- 0	0- 1	NEUTRAL	0- 0	2- 0	0- 0				
6- 7	0- 1	0- 3	NON-CONFERENCE	0- 0	4- 3	2- 0				
3- 2	0- 0	0- 0	HOME	0- 0	2- 2	1- 0				
1- 4	0- 1	0- 2	AWAY	0- 0	0- 1	1- 0				
2- 1	0- 0	0- 1	NEUTRAL	0- 0	2- 0	0- 0				
2- 1	0- 0	0- 0	CONFERENCE	0- 1	0- 0	2- 0				
1- 0	0- 0	0- 0	HOME	0- 0	0- 0	1- 0				
1- 1	0- 0	0- 0	AWAY	0- 1	0- 0	1- 0				
0- 0	0- 0	0- 0	NEUTRAL	0- 0	0- 0	0- 0				

RPI 1-25				RPI 26-50				RPI 51-100				RPI 101+				Team's RPI: 114
RPI	S	Opponent	Score	RPI	S	Opponent	Score	RPI	S	Opponent	Score	RPI	S	Opponent	Score	
15	A	Missouri	58 70	33	A	DePaul	78 86	59	A	Fordham	63 66	102	N	Ole Miss	79 64	
				42	A	Washington St.	63 85					111	N	Cleveland St.	80 64	
				44	N	LSU	59 71					120	H	Loyola Marymount	60 62	
												127	H	Vanderbilt	69 74	
												131	A	SIUE	72 79	
												139	H	Tulsa	77 66	
												147	H	Little Rock	48 45	
												212	A	Richmond	79 61	
												229	H	St. Bonaventure	78 55	
												254	H	Lipscomb	101 57	
												285	A	Indiana St.	60 59	
LAST 12 Division I GAMES:																
229	H	St. Bonaventure	78 55	59	A	Fordham	63 66									
139	H	Tulsa	77 66	212	A	Richmond	79 61									
254	H	Lipscomb	101 57	127	H	Vanderbilt	69 74									
15	A	Missouri	58 70	44	N	LSU	59 71									
42	A	Washington St.	63 85	111	N	Cleveland St.	80 64									
147	H	Little Rock	48 45	131	A	SIUE	72 79									

Non-Div I Games:

Saint Louis

Average RPI	Win:	234	WON-LOST	WINNING	LAST 10	STRENGTH OF	OPP. STRENGTH	TEAM	ADJ.	CONF.	ADJ CONF.
Average RPI	Loss:	62	RECORD	PCT. RANK	GAMES	SCHEDULE	OF SCHEDULE	RPI	RPI	RPI	RPI
DIV. I ONLY		13- 4		43	7- 3	301	137	115	115	12	12
DIV. I NON-CONF.		11- 3		46	7- 2	295	201	107	107	12	12

TOTALS	RPI 1-25		RPI 26-50		W-L RECORDS	RPI 51-100		RPI 101-150		RPI 150+	
13- 4	0- 0		0- 2		OVERALL	1- 2		1- 0		11- 0	
10- 0	0- 0		0- 0		HOME	1- 0		0- 0		9- 0	
2- 4	0- 0		0- 0		AWAY	0- 2		0- 0		2- 0	
1- 0	0- 0		0- 0		NEUTRAL	0- 0		1- 0		0- 0	
11- 3	0- 0		0- 2		NON-CONFERENCE	1- 1		1- 0		9- 0	
9- 0	0- 0		0- 0		HOME	1- 0		0- 0		8- 0	
1- 3	0- 0		0- 2		AWAY	0- 1		0- 0		1- 0	
1- 0	0- 0		0- 0		NEUTRAL	0- 0		1- 0		0- 0	
2- 1	0- 0		0- 0		CONFERENCE	0- 1		0- 0		2- 0	
1- 0	0- 0		0- 0		HOME	0- 0		0- 0		1- 0	
1- 1	0- 0		0- 0		AWAY	0- 1		0- 0		1- 0	
0- 0	0- 0		0- 0		NEUTRAL	0- 0		0- 0		0- 0	

RPI	S	Opponent	Score	RPI	S	Opponent	Score	RPI	S	Opponent	Score	RPI	S	Opponent	Score	Team's RPI: 115
28	A	Houston	73 82	67	H	American	71 53	118	N	Drake	87 75					
41	A	Michigan	61 75	87	A	Colorado	61 76	157	H	Davison	74 61					
				90	A	George Washington	52 62	168	H	Southeast Mo. St.	57 38					
								184	A	La Salle	69 56					
								237	H	Illinois St.	56 37					
								257	H	LIU Brooklyn	73 70					
								260	A	Loyola Maryland	80 72					
								292	H	UMES	82 68					
								295	H	Eastern Ky.	64 41					
								315	H	Old Dominion	66 53					
								345	H	UMBC	58 38					
								349	H	Longwood	60 41					

LAST 12 Division I GAMES:																
157	H	Davison	74 61	90	A	George Washington	52 62									
349	H	Longwood	60 41	184	A	La Salle	69 56									
28	A	Houston	73 82	292	H	UMES	82 68									
345	H	UMBC	58 38	87	A	Colorado	61 76									
295	H	Eastern Ky.	64 41	118	N	Drake	87 75									
257	H	LIU Brooklyn	73 70	237	H	Illinois St.	56 37									

Non-Div I Games:

George Mason

Average RPI Win: 238		WON-LOST		WINNING		LAST 10		STRENGTH OF		OPP. STRENGTH		TEAM		ADJ.		CONF.		ADJ CONF.	
Average RPI Loss: 91		RECORD		PCT. RANK		GAMES		SCHEDULE		OF SCHEDULE		RPI		RPI		RPI		RPI	
DIV. I ONLY		8- 3		60		7- 1		234		258		116		116		29		29	
DIV. I NON-CONF.		7- 2		50		7- 1		271		257		119		119		29		29	
TOTALS		RPI 1-25		RPI 26-50		W-L RECORDS		RPI 51-100		RPI 101-150		RPI 150+							
8- 3		0- 0		0- 0		OVERALL		0- 1		1- 2		7- 0							
5- 1		0- 0		0- 0		HOME		0- 1		1- 0		4- 0							
3- 2		0- 0		0- 0		AWAY		0- 0		0- 1		3- 0							
0- 0		0- 0		0- 0		NEUTRAL		0- 0		0- 0		0- 0							
7- 2		0- 0		0- 0		NON-CONFERENCE		0- 1		1- 1		6- 0							
4- 1		0- 0		0- 0		HOME		0- 1		1- 0		3- 0							
3- 1		0- 0		0- 0		AWAY		0- 0		0- 1		3- 0							
0- 0		0- 0		0- 0		NEUTRAL		0- 0		0- 0		0- 0							
1- 1		0- 0		0- 0		CONFERENCE		0- 0		0- 1		1- 0							
1- 0		0- 0		0- 0		HOME		0- 0		0- 0		1- 0							
0- 1		0- 0		0- 0		AWAY		0- 0		0- 1		0- 0							
0- 0		0- 0		0- 0		NEUTRAL		0- 0		0- 0		0- 0							

RPI 1-25				RPI 26-50				RPI 51-100				RPI 101+				Team's RPI: 116	
RPI	S	Opponent	Score	RPI	S	Opponent	Score	RPI	S	Opponent	Score	RPI	S	Opponent	Score		
								57	H	UCF	30	65	105	A	Kentucky	34	72
													112	A	High Point	80	83
													135	H	Furman	71	57
													157	A	Davi dson	70	65
													199	H	Radford	69	53
													241	A	Morehead St.	68	60
													251	A	Mt. St. Mary' s	75	67
													275	H	Wofford	73	55
													311	H	USC Upstate	60	39
													331	H	Western Caro.	70	67
LAST 12 Division I GAMES:																	
331	H	Western Caro.	70	67	199	H	Radford	69	53								
251	A	Mt. St. Mary' s	75	67	112	A	Hi gh Point	80	83								
157	A	Davi dson	70	65	57	H	UCF	30	65								
275	H	Wofford	73	55	241	A	Morehead St.	68	60								
311	H	USC Upstate	60	39	105	A	Kentucky	34	72								
135	H	Furman	71	57													

Non-Div I Games: Montreat 83 26 Converse 82 59 Pfeiffer 72 53

Gardner-Webb

Average RPI Win:	212	WON-LOST	WINNING	LAST 10	STRENGTH OF	OPP. STRENGTH	TEAM	ADJ.	CONF.	ADJ CONF.
Average RPI Loss:	103	RECORD	PCT. RANK	GAMES	SCHEDULE	OF SCHEDULE	RPI	RPI	RPI	RPI
DIV. I ONLY	9- 5	100	6- 4	179	206	117	117	24	24	
DIV. I NON-CONF.	6- 4	120	5- 3	91	185	89	89	24	24	

TOTALS	RPI 1-25	RPI 26-50	W-L RECORDS	RPI 51-100	RPI 101-150	RPI 150+				
9- 5	0- 0	0- 1	OVERALL	2- 0	1- 3	6- 1				
5- 2	0- 0	0- 0	HOME	1- 0	0- 2	4- 0				
4- 3	0- 0	0- 1	AWAY	1- 0	1- 1	2- 1				
0- 0	0- 0	0- 0	NEUTRAL	0- 0	0- 0	0- 0				
6- 4	0- 0	0- 1	NON-CONFERENCE	2- 0	0- 3	4- 0				
3- 2	0- 0	0- 0	HOME	1- 0	0- 2	2- 0				
3- 2	0- 0	0- 1	AWAY	1- 0	0- 1	2- 0				
0- 0	0- 0	0- 0	NEUTRAL	0- 0	0- 0	0- 0				
3- 1	0- 0	0- 0	CONFERENCE	0- 0	1- 0	2- 1				
2- 0	0- 0	0- 0	HOME	0- 0	0- 0	2- 0				
1- 1	0- 0	0- 0	AWAY	0- 0	1- 0	0- 1				
0- 0	0- 0	0- 0	NEUTRAL	0- 0	0- 0	0- 0				

RPI 1-25				RPI 26-50				RPI 51-100				RPI 101+				Team's RPI: 117	
RPI	S	Opponent	Score	RPI	S	Opponent	Score	RPI	S	Opponent	Score	RPI	S	Opponent	Score		
				36	A	NC State	50 71										
								82	H	Central Ark.	64 43	102	A	Ole Miss	59 66		
								97	A	North Carolina	85 84	107	H	UAB	66 78		
												119	H	Jacksonville	58 60		
												143	A	UT Arlington	76 63		
												153	A	Texas St.	63 78		
												220	A	Southern Miss.	78 57		
												224	H	New Orleans	67 45		
												238	H	Southern U.	69 65		
												287	H	Georgia St.	88 52		
												291	A	Alabama St.	59 47		
												325	H	Ga. Southern	79 52		
LAST 12 Division I GAMES:																	
				287	H	Georgia St.	88 52	143	A	UT Arlington	76 63						
				107	H	UAB	66 78	153	A	Texas St.	63 78						
				82	H	Central Ark.	64 43	325	H	Ga. Southern	79 52						
				238	H	Southern U.	69 65	220	A	Southern Miss.	78 57						
				102	A	Ole Miss	59 66	291	A	Alabama St.	59 47						
				119	H	Jacksonville	58 60	224	H	New Orleans	67 45						

Non-Div I Games: Ga. Southwestern 73 42

South Ala.

Average RPI Win: 204
Average RPI Loss: 57

WON-LOST
RECORD

WINNING
PCT. RANK

LAST 10
GAMES

STRENGTH OF
SCHEDULE

OPP. STRENGTH
OF SCHEDULE

TEAM
RPI

ADJ.
RPI

CONF.
RPI

ADJ CONF.
RPI

DIV. I ONLY	8- 7	153	5- 4	63	119	118	118	23	23
DIV. I NON-CONF.	4- 7	226	2- 5	29	51	152	152	21	21

TOTALS	RPI 1-25	RPI 26-50	W-L RECORDS	RPI 51-100	RPI 101-150	RPI 150+			
8- 7	0- 2	0- 2	OVERALL	1- 2	1- 1	6- 0			
5- 3	0- 0	0- 2	HOME	1- 1	1- 0	3- 0			
2- 3	0- 2	0- 0	AWAY	0- 1	0- 0	2- 0			
1- 1	0- 0	0- 0	NEUTRAL	0- 0	0- 1	1- 0			
4- 7	0- 2	0- 2	NON-CONFERENCE	1- 2	1- 1	2- 0			
3- 3	0- 0	0- 2	HOME	1- 1	1- 0	1- 0			
0- 3	0- 2	0- 0	AWAY	0- 1	0- 0	0- 0			
1- 1	0- 0	0- 0	NEUTRAL	0- 0	0- 1	1- 0			
4- 0	0- 0	0- 0	CONFERENCE	0- 0	0- 0	4- 0			
2- 0	0- 0	0- 0	HOME	0- 0	0- 0	2- 0			
2- 0	0- 0	0- 0	AWAY	0- 0	0- 0	2- 0			
0- 0	0- 0	0- 0	NEUTRAL	0- 0	0- 0	0- 0			

RPI 1-25				RPI 26-50				RPI 51-100				RPI 101+ Team's RPI: 118			
RPI	S	Opponent	Score	RPI	S	Opponent	Score	RPI	S	Opponent	Score	RPI	S	Opponent	Score
6	A	Oregon	77 110	46	H	South Dakota St.	78 85	72	H	Nebraska	84 89	115	N	George Mason	75 87
14	A	Iowa	66 79	49	H	Creighton	100 108	91	H	Wisconsin	77 73	148	H	Liberty	96 68
								96	A	Wyoming	61 75	165	H	Iowa St.	83 80
												181	A	Southern Ill.	75 64
												183	A	Missouri St.	80 68
												256	H	Valparaiso	86 50
												272	H	Loyola Chicago	72 46
												339	N	Mississippi Val.	96 60

LAST 12 Division I GAMES:															
256	H	Valparaiso	86 50	181	A	Southern Ill.	75 64								
14	A	Iowa	66 79	183	A	Missouri St.	80 68								
46	H	South Dakota St.	78 85	272	H	Loyola Chicago	72 46								
72	H	Nebraska	84 89	339	N	Mississippi Val.	96 60								
49	H	Creighton	100 108	115	N	George Mason	75 87								
165	H	Iowa St.	83 80	96	A	Wyoming	61 75								

Non-Div I Games: Iowa Wesleyan 102 25

Drake

Loss, Non-Conf, S Site, H Home A Away N Neutral

Average RPI Win:	248	WON-LOST	WINNING	LAST 10	STRENGTH OF	OPP. STRENGTH	TEAM	ADJ.	CONF.	ADJ CONF.
Average RPI Loss:	106	RECORD	PCT. RANK	GAMES	SCHEDULE	OF SCHEDULE	RPI	RPI	RPI	RPI
DIV. I ONLY	8- 5	113	5- 3	263	172	119	119	20	20	
DIV. I NON-CONF.	7- 5	131	5- 3	251	196	126	126	20	20	

TOTALS	RPI 1-25	RPI 26-50	W-L RECORDS	RPI 51-100	RPI 101-150	RPI 150+				
8- 5	0- 1	0- 1	OVERALL	0- 1	1- 0	7- 2				
3- 0	0- 0	0- 0	HOME	0- 0	0- 0	3- 0				
4- 5	0- 1	0- 1	AWAY	0- 1	1- 0	3- 2				
1- 0	0- 0	0- 0	NEUTRAL	0- 0	0- 0	1- 0				
7- 5	0- 1	0- 1	NON-CONFERENCE	0- 1	1- 0	6- 2				
3- 0	0- 0	0- 0	HOME	0- 0	0- 0	3- 0				
3- 5	0- 1	0- 1	AWAY	0- 1	1- 0	2- 2				
1- 0	0- 0	0- 0	NEUTRAL	0- 0	0- 0	1- 0				
1- 0	0- 0	0- 0	CONFERENCE	0- 0	0- 0	1- 0				
0- 0	0- 0	0- 0	HOME	0- 0	0- 0	0- 0				
1- 0	0- 0	0- 0	AWAY	0- 0	0- 0	1- 0				
0- 0	0- 0	0- 0	NEUTRAL	0- 0	0- 0	0- 0				

RPI 1-25				RPI 26-50				RPI 51-100				RPI 101+ Team's RPI: 119			
RPI	S	Opponent	Score	RPI	S	Opponent	Score	RPI	S	Opponent	Score	RPI	S	Opponent	Score
8	A	Florida St.	50 82	36	A	NC State	44 64	81	A	Alabama	60 75	117	A	South Ala.	60 58
												186	A	Florida	59 69
												200	A	North Florida	66 48
												219	A	Troy	88 89
												225	A	Bethune-Cookman	68 58
												249	A	Nicholls St.	69 61
												268	H	Monmouth	74 65
												273	N	Northern Ky.	61 49
												324	H	Savannah St.	74 46
												329	H	Iona	71 62
LAST 12 Division I GAMES:															
273	N	Northern Ky.	61 49	200	A	North Florida	66 48	324	H	Savannah St.	74 46	8	A	Florida St.	50 82
225	A	Bethune-Cookman	68 58	324	H	Savannah St.	74 46	8	A	Florida St.	50 82	249	A	Nicholls St.	69 61
117	A	South Ala.	60 58	8	A	Florida St.	50 82	81	A	Alabama	60 75	329	H	Iona	71 62
219	A	Troy	88 89	249	A	Nicholls St.	69 61	329	H	Iona	71 62				
186	A	Florida	59 69	81	A	Alabama	60 75								
268	H	Monmouth	74 65	329	H	Iona	71 62								

Non-Div I Games: Flagler 79 52 Webber Int'l 64 43 Edward Waters 79 58

Jacksonville

Average RPI	Win: 203	WON-LOST	WINNING	LAST 10	STRENGTH OF	OPP. STRENGTH	TEAM	ADJ.	CONF.	ADJ CONF.
Average RPI	Loss: 127	RECORD	PCT. RANK	GAMES	SCHEDULE	OF SCHEDULE	RPI	RPI	RPI	RPI
DIV. I ONLY	10- 4	61	5- 4	248	123	120	120	13	13	
DIV. I NON-CONF.	7- 3	74	4- 3	289	175	169	169	13	13	

TOTALS	RPI 1-25	RPI 26-50	W-L RECORDS	RPI 51-100	RPI 101-150	RPI 150+				
10- 4	0- 0	0- 1	OVERALL	2- 1	1- 0	7- 2				
6- 2	0- 0	0- 1	HOME	2- 0	0- 0	4- 1				
4- 2	0- 0	0- 0	AWAY	0- 1	1- 0	3- 1				
0- 0	0- 0	0- 0	NEUTRAL	0- 0	0- 0	0- 0				
7- 3	0- 0	0- 1	NON-CONFERENCE	1- 0	1- 0	5- 2				
4- 2	0- 0	0- 1	HOME	1- 0	0- 0	3- 1				
3- 1	0- 0	0- 0	AWAY	0- 0	1- 0	2- 1				
0- 0	0- 0	0- 0	NEUTRAL	0- 0	0- 0	0- 0				
3- 1	0- 0	0- 0	CONFERENCE	1- 1	0- 0	2- 0				
2- 0	0- 0	0- 0	HOME	1- 0	0- 0	1- 0				
1- 1	0- 0	0- 0	AWAY	0- 1	0- 0	1- 0				
0- 0	0- 0	0- 0	NEUTRAL	0- 0	0- 0	0- 0				

RPI	S	Opponent	Score	RPI	S	Opponent	Score	RPI	S	Opponent	Score	RPI	S	Opponent	Score	Team's RPI: 120
48	H	Southern California	70 80	60	H	Saint Mary's (CA)	69 57	114	A	Saint Louis	62 60	164	H	Pacific	75 60	
				62	A	Gonzaga	67 77	191	A	SMU	60 63	208	H	CSUN	68 75	
				99	H	Miami (OH)	84 71	230	H	UC Santa Barbara	67 61	232	A	UC Riverside	67 59	
								236	H	Eastern Mich.	73 64	259	A	Santa Clara	65 51	
								308	H	Arizona	84 70	332	A	Long Beach St.	84 69	

LAST 12 Division I GAMES:																
60	H	Saint Mary's (CA)	69 57	62	A	Gonzaga	67 77	259	A	Santa Clara	65 51					
191	A	SMU	60 63	164	H	Pacific	75 60	99	H	Miami (OH)	84 71					
230	H	UC Santa Barbara	67 61	308	H	Arizona	84 70	332	A	Long Beach St.	84 69					
208	H	CSUN	68 75													
48	H	Southern California	70 80													
236	H	Eastern Mich.	73 64													

Non-Div I Games: Cal St. Dom. Hills 84 52

Loyola Marymount

Average RPI Win:	216	WON-LOST	WINNING	LAST 10	STRENGTH OF	OPP. STRENGTH	TEAM	ADJ.	CONF.	ADJ CONF.
Average RPI Loss:	91	RECORD	PCT. RANK	GAMES	SCHEDULE	OF SCHEDULE	RPI	RPI	RPI	RPI
DIV. I ONLY	10- 5	85	7- 3	254	122	121	121	14	14	
DIV. I NON-CONF.	8- 4	87	6- 3	265	79	105	105	14	14	

TOTALS	RPI 1-25	RPI 26-50	W-L RECORDS	RPI 51-100	RPI 101-150	RPI 150+				
10- 5	0- 0	1- 0	OVERALL	0- 4	1- 1	8- 0				
4- 2	0- 0	0- 0	HOME	0- 2	0- 0	4- 0				
6- 3	0- 0	1- 0	AWAY	0- 2	1- 1	4- 0				
0- 0	0- 0	0- 0	NEUTRAL	0- 0	0- 0	0- 0				
8- 4	0- 0	1- 0	NON-CONFERENCE	0- 3	1- 1	6- 0				
3- 1	0- 0	0- 0	HOME	0- 1	0- 0	3- 0				
5- 3	0- 0	1- 0	AWAY	0- 2	1- 1	3- 0				
0- 0	0- 0	0- 0	NEUTRAL	0- 0	0- 0	0- 0				
2- 1	0- 0	0- 0	CONFERENCE	0- 1	0- 0	2- 0				
1- 1	0- 0	0- 0	HOME	0- 1	0- 0	1- 0				
1- 0	0- 0	0- 0	AWAY	0- 0	0- 0	1- 0				
0- 0	0- 0	0- 0	NEUTRAL	0- 0	0- 0	0- 0				

RPI	S	Opponent	Score	RPI	S	Opponent	Score	RPI	S	Opponent	Score	RPI	S	Opponent	Score	Team's RPI: 121
27	A	Stanford	71 64	62	A	Gonzaga	65 80	110	A	Bradley	80 87					
				91	H	Milwaukee	67 77	130	A	Illinois	77 67					
				92	A	Northern Ill.	94 96	168	H	Southeast Mo. St.	87 59					
				100	H	South Dakota	58 82	188	H	Oral Roberts	56 49					
								211	A	Austin Peay	81 68					
								215	A	Wichita St.	78 65					
								242	H	UMKC	90 71					
								314	A	Fort Wayne	100 64					
								333	A	Chicago St.	83 45					
								333	H	Chicago St.	71 54					
LAST 12 Division I GAMES:																
110	A	Bradley	80 87	188	H	Oral Roberts	56 49									
62	A	Gonzaga	65 80	100	H	South Dakota	58 82									
27	A	Stanford	71 64	314	A	Fort Wayne	100 64									
211	A	Austin Peay	81 68	333	H	Chicago St.	71 54									
168	H	Southeast Mo. St.	87 59	91	H	Milwaukee	67 77									
215	A	Wichita St.	78 65	333	A	Chicago St.	83 45									

Non-Div I Games: Illinois Col. 122 40 William Woods 96 57

Western Ill.

Average RPI	Win:	200	WON-LOST	WINNING	LAST 10	STRENGTH OF	OPP. STRENGTH	TEAM	ADJ.	CONF.	ADJ CONF.
Average RPI	Loss:	83	RECORD	PCT. RANK	GAMES	SCHEDULE	OF SCHEDULE	RPI	RPI	RPI	RPI
DIV. I ONLY		4- 9		264	3- 7	41	61	123	123	30	30
DIV. I NON-CONF.		3- 9		279	2- 9	21	59	127	127	30	30

TOTALS	RPI 1-25		RPI 26-50		W-L RECORDS	RPI 51-100		RPI 101-150		RPI 150+	
4- 9	0- 1		0- 2		OVERALL	1- 2		0- 4		3- 0	
1- 1	0- 0		0- 1		HOME	0- 0		0- 0		1- 0	
2- 7	0- 1		0- 1		AWAY	1- 2		0- 3		1- 0	
1- 1	0- 0		0- 0		NEUTRAL	0- 0		0- 1		1- 0	
3- 9	0- 1		0- 2		NON-CONFERENCE	1- 2		0- 4		2- 0	
1- 1	0- 0		0- 1		HOME	0- 0		0- 0		1- 0	
1- 7	0- 1		0- 1		AWAY	1- 2		0- 3		0- 0	
1- 1	0- 0		0- 0		NEUTRAL	0- 0		0- 1		1- 0	
1- 0	0- 0		0- 0		CONFERENCE	0- 0		0- 0		1- 0	
0- 0	0- 0		0- 0		HOME	0- 0		0- 0		0- 0	
1- 0	0- 0		0- 0		AWAY	0- 0		0- 0		1- 0	
0- 0	0- 0		0- 0		NEUTRAL	0- 0		0- 0		0- 0	

RPI 1-25				RPI 26-50				RPI 51-100				RPI 101+				Team's RPI: 123
RPI	S	Opponent	Score	RPI	S	Opponent	Score	RPI	S	Opponent	Score	RPI	S	Opponent	Score	
6	A	Oregon	45 87	31	H	Qui nni pi ac	58 64	73	A	El on	59 82	106	N	Brown	66 73	
				50	A	Vi rgi ni a	62 66	83	A	Chattanooga	52 64	113	A	TCU	68 90	
								97	A	North Carol i na	70 66	133	A	Templ e	56 65	
												149	A	Samford	61 66	
												162	H	Col umbi a	60 58	
												250	N	San Jose St.	81 73	
												292	A	UMES	70 65	

LAST 12 Division I GAMES:																
83	A	Chattanooga	52 64	292	A	UMES	70 65									
113	A	TCU	68 90	162	H	Col umbi a	60 58									
133	A	Templ e	56 65	149	A	Samford	61 66									
31	H	Qui nni pi ac	58 64	106	N	Brown	66 73									
6	A	Oregon	45 87	50	A	Vi rgi ni a	62 66									
250	N	San Jose St.	81 73	73	A	El on	59 82									

Non-Div I Games:

Hampton

Average RPI Win: 211

Average RPI Loss: 72

WON-LOST
RECORDWINNING
PCT. RANKLAST 10
GAMESSTRENGTH OF
SCHEDULEOPP. STRENGTH
OF SCHEDULETEAM
RPIADJ.
RPICONF.
RPIADJ CONF.
RPIDIV. I ONLY
DIV. I NON-CONF.8- 7
7- 4153
1024- 6
4- 483
142135
253124
135124
1355
55
5

TOTALS

RPI 1-25

RPI 26-50

W-L RECORDS

RPI 51-100

RPI 101-150

RPI 150+

8- 7 0- 2
6- 2 0- 0
1- 4 0- 1
1- 1 0- 10- 1
0- 1
0- 0
0- 0OVERALL
HOME
AWAY
NEUTRAL1- 2
0- 1
1- 1
0- 01- 1
0- 0
0- 1
1- 06- 1
6- 0
0- 1
0- 07- 4 0- 1
6- 1 0- 0
0- 2 0- 0
1- 1 0- 10- 0
0- 0
0- 0
0- 0NON-CONFERENCE
HOME
AWAY
NEUTRAL0- 2
0- 1
0- 1
0- 01- 0
0- 0
0- 0
1- 06- 1
6- 0
0- 1
0- 01- 3 0- 1
0- 1 0- 0
1- 2 0- 1
0- 0 0- 00- 1
0- 1
0- 0
0- 0CONFERENCE
HOME
AWAY
NEUTRAL1- 0
0- 0
1- 0
0- 00- 1
0- 0
0- 1
0- 00- 0
0- 0
0- 0
0- 0

RPI 1-25

RPI	S	Opponent	Score
13	A	Villanova	57 75
15	N	Missouri	48 74

RPI 26-50

RPI	S	Opponent	Score
39	H	St. John's (NY)	63 67

RPI 51-100

RPI	S	Opponent	Score
55	A	Butler	69 62
61	A	Minnesota	62 74
78	H	Wake Forest	57 62

RPI 101+

Team's RPI: 124

RPI	S	Opponent	Score
135	N	Furman	75 62
144	A	Georgetown	60 65
155	A	Bowling Green	53 63
174	H	New Hampshire	71 66
196	H	Cincinnati	53 50
247	H	Grambling	72 67
251	H	Mt. St. Mary's	66 45
314	H	Fort Wayne	62 50
319	H	Florida A&M	70 52

LAST 12 Division I GAMES:

55	A	Butler	69 62	39	H	St. John's (NY)	63 67
319	H	Florida A&M	70 52	13	A	Villanova	57 75
15	N	Missouri	48 74	144	A	Georgetown	60 65
135	N	Furman	75 62	78	H	Wake Forest	57 62
196	H	Cincinnati	53 50	314	H	Fort Wayne	62 50
155	A	Bowling Green	53 63	61	A	Minnesota	62 74

X
a
v
i
e
rX
a
v
i
e
r

Non-Div I Games:

Xavier

Average RPI Win:	263	WON-LOST	WINNING	LAST 10	STRENGTH OF	OPP. STRENGTH	TEAM	ADJ.	CONF.	ADJ CONF.
Average RPI Loss:	55	RECORD	PCT. RANK	GAMES	SCHEDULE	OF SCHEDULE	RPI	RPI	RPI	RPI
DIV. I ONLY	12- 2	22	8- 2	342	152	125	125	18	18	
DIV. I NON-CONF.	10- 2	34	8- 2	339	149	134	134	19	19	

TOTALS	RPI 1-25	RPI 26-50	W-L RECORDS	RPI 51-100	RPI 101-150	RPI 150+				
12- 2	0- 1	0- 0	OVERALL	0- 1	1- 0	11- 0				
6- 0	0- 0	0- 0	HOME	0- 0	1- 0	5- 0				
6- 2	0- 1	0- 0	AWAY	0- 1	0- 0	6- 0				
0- 0	0- 0	0- 0	NEUTRAL	0- 0	0- 0	0- 0				
10- 2	0- 1	0- 0	NON-CONFERENCE	0- 1	1- 0	9- 0				
5- 0	0- 0	0- 0	HOME	0- 0	1- 0	4- 0				
5- 2	0- 1	0- 0	AWAY	0- 1	0- 0	5- 0				
0- 0	0- 0	0- 0	NEUTRAL	0- 0	0- 0	0- 0				
2- 0	0- 0	0- 0	CONFERENCE	0- 0	0- 0	2- 0				
1- 0	0- 0	0- 0	HOME	0- 0	0- 0	1- 0				
1- 0	0- 0	0- 0	AWAY	0- 0	0- 0	1- 0				
0- 0	0- 0	0- 0	NEUTRAL	0- 0	0- 0	0- 0				

RPI 1-25				RPI 26-50				RPI 51-100				RPI 101+ Team's RPI: 125			
RPI	S	Opponent	Score	RPI	S	Opponent	Score	RPI	S	Opponent	Score	RPI	S	Opponent	Score
17	A	Texas A&M	76 82					93	A	Kansas	65 73	147	H	Little Rock	58 51
												162	H	Columbia	67 44
												206	A	North Texas	50 49
												261	H	Incarnate Word	60 43
												262	A	Grand Canyon	69 59
												270	H	UTSA	83 52
												271	A	A&M-Corpus Christi	67 56
												282	A	Prairie View	88 68
												300	A	Sam Houston St.	79 50
												318	A	Northern Ariz.	88 83
												336	H	Houston Baptist	67 45
												343	H	La. -Monroe	63 47
LAST 12 Division I GAMES:															
282	A	Prairie View	88 68	270	H	UTSA	83 52								
271	A	A&M-Corpus Christi	67 56	206	A	North Texas	50 49								
343	H	La. -Monroe	63 47	162	H	Columbia	67 44								
261	H	Incarnate Word	60 43	147	H	Little Rock	58 51								
17	A	Texas A&M	76 82	300	A	Sam Houston St.	79 50								
93	A	Kansas	65 73	336	H	Houston Baptist	67 45								

Non-Div I Games:

Rice

Average RPI	Win:	201	WON-LOST	WINNING	LAST 10	STRENGTH OF	OPP. STRENGTH	TEAM	ADJ.	CONF.	ADJ CONF.
Average RPI	Loss:	79	RECORD	PCT. RANK	GAMES	SCHEDULE	OF SCHEDULE	RPI	RPI	RPI	RPI
DIV. I ONLY		6- 9		222	4- 6	30	82	126	126	4	4
DIV. I NON-CONF.		6- 5		153	5- 3	87	102	118	118	4	4

TOTALS	RPI 1-25		RPI 26-50		W-L RECORDS	RPI 51-100		RPI 101-150		RPI 150+	
6- 9	0- 3		1- 0		OVERALL	0- 4		0- 0		5- 2	
4- 3	0- 0		0- 0		HOME	0- 2		0- 0		4- 1	
1- 4	0- 2		0- 0		AWAY	0- 1		0- 0		1- 1	
1- 2	0- 1		1- 0		NEUTRAL	0- 1		0- 0		0- 0	
6- 5	0- 2		1- 0		NON-CONFERENCE	0- 1		0- 0		5- 2	
4- 1	0- 0		0- 0		HOME	0- 0		0- 0		4- 1	
1- 2	0- 1		0- 0		AWAY	0- 0		0- 0		1- 1	
1- 2	0- 1		1- 0		NEUTRAL	0- 1		0- 0		0- 0	
0- 4	0- 1		0- 0		CONFERENCE	0- 3		0- 0		0- 0	
0- 2	0- 0		0- 0		HOME	0- 2		0- 0		0- 0	
0- 2	0- 1		0- 0		AWAY	0- 1		0- 0		0- 0	
0- 0	0- 0		0- 0		NEUTRAL	0- 0		0- 0		0- 0	

RPI	S	Opponent	Score
4	N	Texas	68 92
5	A	Ohio St.	76 85
6	A	Oregon	83 94

RPI	S	Opponent	Score
49	N	Creighton	67 64

RPI	S	Opponent	Score
51	H	Utah	65 74
79	A	Oregon St.	63 75
87	H	Colorado	61 66
97	N	North Carolina	78 90

RPI	S	Opponent	Score
154	H	BYU	80 72
176	A	Idaho	81 69
179	H	Idaho St.	59 79
205	A	Boise St.	62 85
222	H	Seattle U	84 76
262	H	Grand Canyon	79 65
340	H	Portland	93 67

LAST 12 Division I GAMES:

79	A	Oregon St.	63	75	87	H	Colorado	61	66
222	H	Seattle U	84	76	51	H	Utah	65	74
97	N	North Carolina	78	90	6	A	Oregon	83	94
262	H	Grand Canyon	79	65	176	A	Idaho	81	69
205	A	Boise St.	62	85	4	N	Texas	68	92
340	H	Portland	93	67	49	N	Creighton	67	64

Non-Div I Games:

Washington

V
a
n
d
e
r
b
i
l
t

Average RPI Win:	231	WON-LOST	WINNING	LAST 10	STRENGTH OF	OPP. STRENGTH	TEAM	ADJ.	CONF.	ADJ CONF.
Average RPI Loss:	94	RECORD	PCT. RANK	GAMES	SCHEDULE	OF SCHEDULE	RPI	RPI	RPI	RPI
DIV. I ONLY	4- 6	222	4- 4	117	138	128	128	27	27	
DIV. I NON-CONF.	1- 5	300	1- 4	11	71	151	151	26	26	

TOTALS	RPI 1-25	RPI 26-50	W-L RECORDS	RPI 51-100	RPI 101-150	RPI 150+				
4- 6	0- 1	0- 1	OVERALL	1- 2	0- 0	3- 2				
1- 0	0- 0	0- 0	HOME	0- 0	0- 0	1- 0				
2- 5	0- 1	0- 1	AWAY	0- 2	0- 0	2- 1				
1- 1	0- 0	0- 0	NEUTRAL	1- 0	0- 0	0- 1				
1- 5	0- 1	0- 1	NON-CONFERENCE	1- 1	0- 0	0- 2				
0- 0	0- 0	0- 0	HOME	0- 0	0- 0	0- 0				
0- 4	0- 1	0- 1	AWAY	0- 1	0- 0	0- 1				
1- 1	0- 0	0- 0	NEUTRAL	1- 0	0- 0	0- 1				
3- 1	0- 0	0- 0	CONFERENCE	0- 1	0- 0	3- 0				
1- 0	0- 0	0- 0	HOME	0- 0	0- 0	1- 0				
2- 1	0- 0	0- 0	AWAY	0- 1	0- 0	2- 0				
0- 0	0- 0	0- 0	NEUTRAL	0- 0	0- 0	0- 0				

RPI 1-25				RPI 26-50				RPI 51-100				RPI 101+ Team's RPI: 128			
RPI	S	Opponent	Score	RPI	S	Opponent	Score	RPI	S	Opponent	Score	RPI	S	Opponent	Score
20	A	Bayl or	62 121	47	A	New Mexi co	58 90	65	A	Purdue	64 79	164	A	Paci fi c	75 80
								82	A	Central Ark.	39 51	185	N	North Dakota	70 73
								92	N	Northern Ill.	90 80	224	H	New Orleans	100 77
												271	A	A&M-Corpus Christi	70 31
												336	A	Houston Baptist	79 51
LAST 12 Division I GAMES:															
336	A	Houston Baptist	79 51	82	A	Central Ark.	39 51	224	H	New Orleans	100 77				
47	A	New Mexico	58 90	271	A	A&M-Corpus Christi	70 31	20	A	Bayl or	62 121				
164	A	Paci fi c	75 80	65	A	Purdue	64 79								
92	N	Northern Ill.	90 80												
185	N	North Dakota	70 73												

Non-Div I Games: Howard Payne 101 37 Schreiner 116 37 Louisiana Col. 93 62 S'western Assemblies 92 49 Lamar University

Average RPI Win:	191	WON-LOST	WINNING	LAST 10	STRENGTH OF	OPP. STRENGTH	TEAM	ADJ.	CONF.	ADJ CONF.
Average RPI Loss:	82	RECORD	PCT. RANK	GAMES	SCHEDULE	OF SCHEDULE	RPI	RPI	RPI	RPI
DIV. I ONLY	7- 8	187	5- 4	78	64	129	129	20	20	
DIV. I NON-CONF.	7- 7	170	5- 5	108	73	138	138	20	20	

TOTALS	RPI 1-25	RPI 26-50	W-L RECORDS	RPI 51-100	RPI 101-150	RPI 150+				
7- 8	0- 3	0- 1	OVERALL	1- 1	1- 2	5- 1				
4- 1	0- 0	0- 0	HOME	1- 0	0- 1	3- 0				
1- 3	0- 3	0- 0	AWAY	0- 0	1- 0	0- 0				
2- 4	0- 0	0- 1	NEUTRAL	0- 1	0- 1	2- 1				
7- 7	0- 2	0- 1	NON-CONFERENCE	1- 1	1- 2	5- 1				
4- 1	0- 0	0- 0	HOME	1- 0	0- 1	3- 0				
1- 2	0- 2	0- 0	AWAY	0- 0	1- 0	0- 0				
2- 4	0- 0	0- 1	NEUTRAL	0- 1	0- 1	2- 1				
0- 1	0- 1	0- 0	CONFERENCE	0- 0	0- 0	0- 0				
0- 0	0- 0	0- 0	HOME	0- 0	0- 0	0- 0				
0- 1	0- 1	0- 0	AWAY	0- 0	0- 0	0- 0				
0- 0	0- 0	0- 0	NEUTRAL	0- 0	0- 0	0- 0				

RPI	S	Opponent	Score	RPI	S	Opponent	Score	RPI	S	Opponent	Score	RPI	S	Opponent	Score	Team's RPI: 129
4	A	Texas	59 95	37	N	Western Ky.	58 66	83	H	Chattanooga	78 67	112	H	High Point	64 69	
8	A	Florida St.	39 84					84	N	Wright St.	59 64	131	A	SIUE	65 61	
22	A	FGCU	40 80									146	N	Providence	45 56	
												153	H	Texas St.	61 54	
												186	N	Florida	85 71	
												212	H	Richmond	72 67	
												242	N	UMKC	50 67	
												273	H	Northern Ky.	67 56	
												296	N	Delaware St.	58 43	

LAST 12 Division I GAMES:																
37	N	Western Ky.	58 66	22	A	FGCU	40 80	296	N	Delaware St.	58 43	242	N	UMKC	50 67	
8	A	Florida St.	39 84									153	H	Texas St.	61 54	
131	A	SIUE	65 61									212	H	Richmond	72 67	
273	H	Northern Ky.	67 56									186	N	Florida	85 71	
112	H	High Point	64 69													
146	N	Providence	45 56													

Non-Div I Games: Thomas (GA) 92 41 Webber Int'l 67 30

Stetson

Average RPI Win:	241	WON-LOST	WINNING	LAST 10	STRENGTH OF	OPP. STRENGTH	TEAM	ADJ.	CONF.	ADJ CONF.
Average RPI Loss:	52	RECORD	PCT. RANK	GAMES	SCHEDULE	OF SCHEDULE	RPI	RPI	RPI	RPI
DIV. I ONLY	9- 9	166	4- 6	86	69	130	130	3	3	
DIV. I NON-CONF.	9- 5	99	5- 3	195	110	128	128	3	3	

TOTALS	RPI 1-25	RPI 26-50	W-L RECORDS	RPI 51-100	RPI 101-150	RPI 150+				
9- 9	0- 5	0- 1	OVERALL	0- 1	1- 1	8- 1				
6- 4	0- 1	0- 0	HOME	0- 1	1- 1	5- 1				
1- 5	0- 4	0- 1	AWAY	0- 0	0- 0	1- 0				
2- 0	0- 0	0- 0	NEUTRAL	0- 0	0- 0	2- 0				
9- 5	0- 2	0- 1	NON-CONFERENCE	0- 1	1- 1	8- 0				
6- 2	0- 0	0- 0	HOME	0- 1	1- 1	5- 0				
1- 3	0- 2	0- 1	AWAY	0- 0	0- 0	1- 0				
2- 0	0- 0	0- 0	NEUTRAL	0- 0	0- 0	2- 0				
0- 4	0- 3	0- 0	CONFERENCE	0- 0	0- 0	0- 1				
0- 2	0- 1	0- 0	HOME	0- 0	0- 0	0- 1				
0- 2	0- 2	0- 0	AWAY	0- 0	0- 0	0- 0				
0- 0	0- 0	0- 0	NEUTRAL	0- 0	0- 0	0- 0				

RPI 1-25				RPI 26-50				RPI 51-100				RPI 101+ Team's RPI: 130			
RPI	S	Opponent	Score	RPI	S	Opponent	Score	RPI	S	Opponent	Score	RPI	S	Opponent	Score
7	A	Rutgers	37 76	47	A	New Mexico	68 97	52	H	Virginia Tech	49 96	110	H	Bradley	74 62
14	H	Iowa	71 84									121	H	Western Ill.	67 77
15	A	Missouri	55 72									165	A	Memphis	63 47
22	A	FGCU	61 85									167	H	Northwestern	59 74
24	A	Maryland	65 100									211	H	Austin Peay	59 47
												215	N	Wichita St.	68 67
												223	N	UC Irvine	65 59
												285	H	Indiana St.	81 52
												309	H	Detroit Mercy	73 65
												314	H	Fort Wayne	64 50
												333	H	Chicago St.	66 56

LAST 12 Division I GAMES:															
211	H	Austin Peay	59 47	14	H	Iowa	71 84								
309	H	Detroit Mercy	73 65	7	A	Rutgers	37 76								
285	H	Indiana St.	81 52	167	H	Northwestern	59 74								
165	A	Memphis	63 47	24	A	Maryland	65 100								
52	H	Virginia Tech	49 96	15	A	Missouri	55 72								
47	A	New Mexico	68 97	215	N	Wichita St.	68 67								

Non-Div I Games:

Illinois

**S
I
U
E**

S
I
U
E

SI UE

Average RPI Win: 209

Average RPI Loss: 38

WON-LOST
RECORDWINNING
PCT. RANKLAST 10
GAMESSTRENGTH OF
SCHEDULEOPP. STRENGTH
OF SCHEDULETEAM
RPIADJ.
RPICONF.
RPIADJ CONF.
RPIDIV. I ONLY
DIV. I NON-CONF.9- 5
8- 4100
876- 4
7- 3182
19826
29133
145133
1458
78
7

TOTALS

RPI 1-25

RPI 26-50

W-L RECORDS

RPI 51-100

RPI 101-150

RPI 150+

9- 5
7- 4
2- 1
0- 00- 3
0- 3
0- 0
0- 00- 0
0- 0
0- 0
0- 0OVERALL
HOME
AWAY
NEUTRAL1- 1
1- 0
0- 0
0- 01- 1
1- 1
0- 0
0- 07- 0
5- 0
2- 0
0- 08- 4
6- 4
2- 0
0- 00- 3
0- 3
0- 0
0- 00- 0
0- 0
0- 0
0- 0NON-CONFERENCE
HOME
AWAY
NEUTRAL1- 0
1- 0
0- 0
0- 01- 1
1- 1
0- 0
0- 06- 0
4- 0
2- 0
0- 01- 1
1- 0
0- 1
0- 00- 0
0- 0
0- 0
0- 00- 0
0- 0
0- 0
0- 0CONFERENCE
HOME
AWAY
NEUTRAL0- 1
0- 0
0- 1
0- 00- 0
0- 0
0- 0
0- 01- 0
1- 0
0- 0
0- 0

RPI 1-25

RPI 26-50

RPI 51-100

RPI 101+

Team's RPI: 133

RPI	S	Opponent	Score
7	H	Rutgers	67 84
11	H	South Carolina	60 87
13	H	Villanova	65 69

RPI	S	Opponent	Score
-----	---	----------	-------

RPI	S	Opponent	Score
57	A	UCF	46 76
93	H	Harvard	86 64

RPI	S	Opponent	Score
102	H	Ole Miss	48 64
123	H	Hampton	65 56
178	H	Saint Joseph's	69 66
184	A	La Salle	69 52
191	H	SMU	55 52
192	H	Marist	83 77
296	H	Delaware St.	96 72
298	H	Wagner	70 36
329	A	Iona	59 54

LAST 12 Division I GAMES:

123	H	Hampton	65	56	191	H	SMU	55	52
93	H	Harvard	86	64	57	A	UCF	46	76
178	H	Saint Joseph's	69	66	11	H	South Carolina	60	87
102	H	Ole Miss	48	64	192	H	Marist	83	77
184	A	La Salle	69	52	13	H	Villanova	65	69
329	A	Iona	59	54	298	H	Wagner	70	36

T
e
m
p
l
eT
e
m
p
l
e

Non-Div I Games:

Temple

Average RPI Win: 224

Average RPI Loss: 79

WON-LOST
RECORDWINNING
PCT. RANKLAST 10
GAMESSTRENGTH OF
SCHEDULEOPP. STRENGTH
OF SCHEDULETEAM
RPIADJ.
RPICONF.
RPIADJ CONF.
RPIDIV. I ONLY
DIV. I NON-CONF.8- 6
6- 4129
1205- 4
5- 2141
13393
82134
130134
13017
1817
18

TOTALS

RPI 1-25

RPI 26-50

W-L RECORDS

RPI 51-100

RPI 101-150

RPI 150+

8- 6 0- 1
6- 2 0- 1
1- 3 0- 0
1- 1 0- 00- 1
0- 0
0- 1
0- 0OVERALL
HOME
AWAY
NEUTRAL0- 3
0- 0
0- 2
0- 10- 0
0- 0
0- 0
0- 08- 1
6- 1
1- 0
1- 06- 4 0- 1
4- 2 0- 1
1- 1 0- 0
1- 1 0- 00- 0
0- 0
0- 0
0- 0NON-CONFERENCE
HOME
AWAY
NEUTRAL0- 2
0- 0
0- 1
0- 10- 0
0- 0
0- 0
0- 06- 1
4- 1
1- 0
1- 02- 2 0- 0
2- 0 0- 0
0- 2 0- 0
0- 0 0- 00- 1
0- 0
0- 1
0- 0CONFERENCE
HOME
AWAY
NEUTRAL0- 1
0- 0
0- 1
0- 00- 0
0- 0
0- 0
0- 02- 0
2- 0
0- 0
0- 0

RPI 1-25

RPI 26-50

RPI 51-100

RPI 101+

Team's RPI: 134

RPI S Opponent Score
1 H UConn 57 88RPI S Opponent Score
47 A New Mexico 68 72RPI S Opponent Score
51 A Utah 61 87
79 N Oregon St. 49 89
96 A Wyoming 60 66RPI S Opponent Score
170 H Portland St. 67 55
191 H SMU 80 72
195 H Fresno St. 90 73
198 H Pepperdine 72 77
210 N Montana St. 67 53
222 A Seattle U 74 65
239 H Sacramento St. 95 68
259 H Santa Clara 52 41
305 H Air Force 70 60

LAST 12 Division I GAMES:

222 A Seattle U	74	65	305 H Air Force	70	60
210 N Montana St.	67	53	96 A Wyoming	60	66
79 N Oregon St.	49	89	47 A New Mexico	68	72
1 H UConn	57	88	195 H Fresno St.	90	73
191 H SMU	80	72	259 H Santa Clara	52	41
239 H Sacramento St.	95	68	198 H Pepperdine	72	77

Non-Div I Games: Stanislaus St. 81 60

Nevada

Average RPI Win:	217	WON-LOST	WINNING	LAST 10	STRENGTH OF	OPP. STRENGTH	TEAM	ADJ.	CONF.	ADJ CONF.
Average RPI Loss:	122	RECORD	PCT. RANK	GAMES	SCHEDULE	OF SCHEDULE	RPI	RPI	RPI	RPI
DIV. I ONLY	8- 6	129	4- 5	194	156	135	135	16	16	
DIV. I NON-CONF.	7- 5	131	4- 4	244	157	139	139	16	16	

TOTALS	RPI 1-25	RPI 26-50	W-L RECORDS	RPI 51-100	RPI 101-150	RPI 150+				
8- 6	0- 0	0- 1	OVERALL	1- 2	1- 2	6- 1				
5- 1	0- 0	0- 0	HOME	0- 1	1- 0	4- 0				
2- 4	0- 0	0- 0	AWAY	0- 0	0- 1	2- 1				
1- 1	0- 0	0- 0	NEUTRAL	1- 0	0- 1	0- 0				
7- 5	0- 0	0- 1	NON-CONFERENCE	1- 1	0- 2	6- 1				
4- 0	0- 0	0- 0	HOME	0- 0	0- 0	4- 0				
2- 4	0- 0	0- 1	AWAY	0- 1	0- 1	2- 1				
1- 1	0- 0	0- 0	NEUTRAL	1- 0	0- 1	0- 0				
1- 1	0- 0	0- 0	CONFERENCE	0- 1	1- 0	0- 0				
1- 1	0- 0	0- 0	HOME	0- 1	1- 0	0- 0				
0- 0	0- 0	0- 0	AWAY	0- 0	0- 0	0- 0				
0- 0	0- 0	0- 0	NEUTRAL	0- 0	0- 0	0- 0				

RPI	S	Opponent	Score	RPI	S	Opponent	Score	RPI	S	Opponent	Score	RPI	S	Opponent	Score	Team's RPI: 135
35	A	Georgia	44	79	70	H	Mercer	64	86	116	A	Gardner-Webb	57	71		
					95	N	Ohio	70	68	124	N	Xavier	62	75		
					97	A	North Carolina	56	84	149	H	Samford	45	41		
										157	H	Davidson	65	62		
										218	H	Col. of Charleston	72	58		
										253	H	Kennesaw St.	78	59		
										265	H	UNCW	76	71		
										288	A	UNC Asheville	71	63		
										290	A	Presbyterian	75	76		
										311	A	USC Upstate	80	59		
LAST 12 Division I GAMES:																
95	N	Ohio	70	68	70	H	Mercer	64	86							
97	A	North Carolina	56	84	149	H	Samford	45	41							
311	A	USC Upstate	80	59	290	A	Presbyterian	75	76							
35	A	Georgia	44	79	288	A	UNC Asheville	71	63							
265	H	UNCW	76	71	124	N	Xavier	62	75							
116	A	Gardner-Webb	57	71	253	H	Kennesaw St.	78	59							

Non-Div I Games: Bob Jones 93 46 Pfeiffer 102 51

Furman

UTEP				Through Games Of Jan. 7, 2018							
Average RPI Win:		246	WON-LOST RECORD	WINNING PCT. RANK	LAST 10 GAMES	STRENGTH OF SCHEDULE	OPP. STRENGTH OF SCHEDULE	TEAM RPI	ADJ. RPI	CONF. RPI	ADJ CONF. RPI
Average RPI Loss:		165									
DIV. I ONLY		10- 5	85	6- 4	264	292	136	136	18	18	
DIV. I NON-CONF.		9- 4	82	6- 4	262	283	137	137	19	19	

TOTALS		RPI 1-25	RPI 26-50		W-L RECORDS		RPI 51-100	RPI 101-150	RPI 150+		
10- 5		0- 0	0- 1		OVERALL		1- 0	1- 1	8- 3		
5- 1		0- 0	0- 1		HOME		1- 0	0- 0	4- 0		
3- 4		0- 0	0- 0		AWAY		0- 0	0- 1	3- 3		
2- 0		0- 0	0- 0		NEUTRAL		0- 0	1- 0	1- 0		
9- 4		0- 0	0- 1		NON-CONFERENCE		1- 0	1- 1	7- 2		
5- 1		0- 0	0- 1		HOME		1- 0	0- 0	4- 0		
2- 3		0- 0	0- 0		AWAY		0- 0	0- 1	2- 2		
2- 0		0- 0	0- 0		NEUTRAL		0- 0	1- 0	1- 0		
1- 1		0- 0	0- 0		CONFERENCE		0- 0	0- 0	1- 1		
0- 0		0- 0	0- 0		HOME		0- 0	0- 0	0- 0		
1- 1		0- 0	0- 0		AWAY		0- 0	0- 0	1- 1		
0- 0		0- 0	0- 0		NEUTRAL		0- 0	0- 0	0- 0		

RPI 1-25				RPI 26-50				RPI 51-100				RPI 101+ Team's RPI: 136			
RPI	S	Opponent	Score	RPI	S	Opponent	Score	RPI	S	Opponent	Score	RPI	S	Opponent	Score
				47	H	New Mexico	35 59	64	H	Arkansas	64 61	109	A	Tulane	56 67
												149	N	Samford	46 33
												193	A	Arkansas St.	73 76
												213	A	Fla. Atlantic	66 72
												232	A	UC Riverside	73 62
												246	H	CSU Bakersfield	67 56
												252	N	East Carolina	93 79
												264	A	New Mexico St.	68 76
												271	H	A&M-Corpus Christi	69 49
												294	H	Texas Southern	65 55
												304	A	Cal St. Fullerton	92 91
												312	A	FIU	77 76
												336	H	Houston Baptist	69 62
LAST 12 Division I GAMES:															
				149	N	Samford	46 33	213	A	Fla. Atlantic	66 72				
				252	N	East Carolina	93 79	312	A	FIU	77 76				
				264	A	New Mexico St.	68 76	232	A	UC Riverside	73 62				
				193	A	Arkansas St.	73 76	304	A	Cal St. Fullerton	92 91				
				336	H	Houston Baptist	69 62	109	A	Tulane	56 67				
				47	H	New Mexico	35 59	294	H	Texas Southern	65 55				

Non-Div I Games:

UTEP

■ Loss,
 ■ Non-Conf, S Site,
 ■ Home
 ■ Away
 N Neutral

Average RPI Win:	252	WON-LOST	WINNING	LAST 10	STRENGTH OF	OPP. STRENGTH	TEAM	ADJ.	CONF.	ADJ CONF.
Average RPI Loss:	57	RECORD	PCT. RANK	GAMES	SCHEDULE	OF SCHEDULE	RPI	RPI	RPI	RPI
DIV. I ONLY	8- 7	153	5- 5	206	105	137	137	7	7	
DIV. I NON-CONF.	7- 5	131	5- 4	218	89	131	131	8	8	

TOTALS	RPI 1-25	RPI 26-50	W-L RECORDS	RPI 51-100	RPI 101-150	RPI 150+				
8- 7	0- 1	0- 2	OVERALL	0- 4	0- 0	8- 0				
1- 2	0- 0	0- 0	HOME	0- 2	0- 0	1- 0				
5- 2	0- 0	0- 0	AWAY	0- 1	0- 0	5- 0				
2- 3	0- 1	0- 1	NEUTRAL	0- 1	0- 0	2- 0				
7- 5	0- 1	0- 2	NON-CONFERENCE	0- 2	0- 0	7- 0				
1- 1	0- 0	0- 0	HOME	0- 1	0- 0	1- 0				
4- 1	0- 0	0- 1	AWAY	0- 0	0- 0	4- 0				
2- 3	0- 1	0- 1	NEUTRAL	0- 1	0- 0	2- 0				
1- 2	0- 0	0- 0	CONFERENCE	0- 2	0- 0	1- 0				
0- 1	0- 0	0- 0	HOME	0- 1	0- 0	0- 0				
1- 1	0- 0	0- 0	AWAY	0- 1	0- 0	1- 0				
0- 0	0- 0	0- 0	NEUTRAL	0- 0	0- 0	0- 0				

RPI 1-25				RPI 26-50				RPI 51-100				RPI 101+ Team's RPI: 137							
RPI	S	Opponent	Score	RPI	S	Opponent	Score	RPI	S	Opponent	Score	RPI	S	Opponent	Score				
22	N	FGCU	62 80	27	N	Stanford	54 79	62	N	Gonzaga	57 77	159	A	Robert Morris	46 31				
				41	A	Michigan	41 54	68	H	Western Mich.	61 66	165	N	Memphis	70 55				
								84	H	Wright St.	60 72	236	A	Eastern Mich.	67 60				
								92	A	Northern Ill.	79 81	273	A	Northern Ky.	59 54				
												281	A	Youngstown St.	55 44				
												295	A	Eastern Ky.	65 57				
												299	N	Southeastern La.	81 60				
												309	H	Detroit Mercy	82 74				
LAST 12 Division I GAMES:																			
84	H	Wright St.	60 72	68	H	Western Mich.	61 66												
295	A	Eastern Ky.	65 57	92	A	Northern Ill.	79 81	236	A	Eastern Mich.	67 60								
309	H	Detroit Mercy	82 74	159	A	Robert Morris	46 31												
165	N	Memphis	70 55	41	A	Michigan	41 54												
62	N	Gonzaga	57 77	299	N	Southeastern La.	81 60												
27	N	Stanford	54 79																

Non-Div I Games:

Kent St.

Average RPI Win:	243	WON-LOST	WINNING	LAST 10	STRENGTH OF	OPP. STRENGTH	TEAM	ADJ.	CONF.	ADJ CONF.
Average RPI Loss:	67	RECORD	PCT. RANK	GAMES	SCHEDULE	OF SCHEDULE	RPI	RPI	RPI	RPI
DIV. I ONLY	8- 7	153	4- 6	188	103	138	138	18	18	
DIV. I NON-CONF.	8- 5	111	5- 5	257	87	132	132	19	19	

TOTALS	RPI 1-25	RPI 26-50	W-L RECORDS	RPI 51-100	RPI 101-150	RPI 150+				
8- 7	0- 1	0- 2	OVERALL	0- 1	2- 3	6- 0				
5- 1	0- 0	0- 0	HOME	0- 0	1- 1	4- 0				
2- 5	0- 1	0- 1	AWAY	0- 1	1- 2	1- 0				
1- 1	0- 0	0- 1	NEUTRAL	0- 0	0- 0	1- 0				
8- 5	0- 1	0- 1	NON-CONFERENCE	0- 1	2- 2	6- 0				
5- 0	0- 0	0- 0	HOME	0- 0	1- 0	4- 0				
2- 4	0- 1	0- 0	AWAY	0- 1	1- 2	1- 0				
1- 1	0- 0	0- 1	NEUTRAL	0- 0	0- 0	1- 0				
0- 2	0- 0	0- 1	CONFERENCE	0- 0	0- 1	0- 0				
0- 1	0- 0	0- 0	HOME	0- 0	0- 1	0- 0				
0- 1	0- 0	0- 1	AWAY	0- 0	0- 0	0- 0				
0- 0	0- 0	0- 0	NEUTRAL	0- 0	0- 0	0- 0				

RPI 1-25				RPI 26-50				RPI 51-100				RPI 101+				Team's RPI: 138
RPI	S	Opponent	Score	RPI	S	Opponent	Score	RPI	S	Opponent	Score	RPI	S	Opponent	Score	
9	A	Louisville	26 80	37	A	Western Ky.	43 57	56	A	Georgia Tech	45 48	102	A	Ole Miss	56 65	
				48	N	Southern California	57 72					105	H	Kentucky	62 57	
												107	H	UAB	51 59	
												109	A	Tulane	44 62	
												127	A	Vanderbilt	65 54	
												219	H	Troy	73 57	
												254	H	Lipscomb	72 48	
												288	A	UNC Asheville	72 57	
												307	H	Coppin St.	69 39	
												313	N	Canisius	55 45	
												330	H	Tennessee Tech	58 44	

LAST 12 Division I GAMES:																
109	A	Tulane	44 62	107	H	UAB	51 59									
219	H	Troy	73 57	37	A	Western Ky.	43 57									
9	A	Louisville	26 80	105	H	Kentucky	62 57									
307	H	Coppin St.	69 39	313	N	Canisius	55 45									
56	A	Georgia Tech	45 48	48	N	Southern California	57 72									
102	A	Ole Miss	56 65	288	A	UNC Asheville	72 57									

Non-Div I Games:

Middle Tenn.

Average RPI Loss: 117

DIV. I ONLY	8- 7	153	5- 5	126	189	139	139	8	8
DIV. I NON-CONF.	6- 6	170	4- 4	107	225	147	147	7	7
TOTALS	RPI 1-25	RPI 26-50	W-L RECORDS	RPI 51-100	RPI 101-150	RPI 150+			
8- 7	0- 0	0- 0	OVERALL	1- 3	1- 2	6- 2			
4- 4	0- 0	0- 0	HOME	0- 2	0- 1	4- 1			
3- 3	0- 0	0- 0	AWAY	1- 1	1- 1	1- 1			
1- 0	0- 0	0- 0	NEUTRAL	0- 0	0- 0	1- 0			
6- 6	0- 0	0- 0	NON-CONFERENCE	1- 3	1- 1	4- 2			
3- 3	0- 0	0- 0	HOME	0- 2	0- 0	3- 1			
2- 3	0- 0	0- 0	AWAY	1- 1	1- 1	0- 1			
1- 0	0- 0	0- 0	NEUTRAL	0- 0	0- 0	1- 0			
2- 1	0- 0	0- 0	CONFERENCE	0- 0	0- 1	2- 0			
1- 1	0- 0	0- 0	HOME	0- 0	0- 1	1- 0			
1- 0	0- 0	0- 0	AWAY	0- 0	0- 0	1- 0			
0- 0	0- 0	0- 0	NEUTRAL	0- 0	0- 0	0- 0			

RPI 1-25				RPI 26-50				RPI 51-100				RPI 101+				Team's RPI: 139	
RPI	S	Opponent	Score	RPI	S	Opponent	Score	RPI	S	Opponent	Score	RPI	S	Opponent	Score		
								64	A	Arkansas	41 67	109	H	Tulane	63 72		
								67	H	American	67 72	114	A	Saint Louis	66 77		
								71	H	Belmont	65 90	147	A	Little Rock	74 61		
								100	A	South Dakota	64 61	175	N	Binghamton	60 55		
												188	H	Oral Roberts	41 53		
												193	H	Arkansas St.	68 58		
												196	H	Cincinnati	64 51		
												206	A	North Texas	43 66		
												215	A	Wichita St.	67 62		
												242	H	UMKC	76 52		
												278	H	Ark.-Pine Bluff	87 37		
LAST 12 Division I GAMES:																	
				100	A	South Dakota	64 61	196	H	Cincinnati	64 51						
				64	A	Arkansas	41 67	109	H	Tulane	63 72						
				278	H	Ark.-Pine Bluff	87 37	215	A	Wichita St.	67 62						
				206	A	North Texas	43 66	193	H	Arkansas St.	68 58						
				188	H	Oral Roberts	41 53	114	A	Saint Louis	66 77						
				175	N	Binghamton	60 55	242	H	UMKC	76 52						

Tul sa

Average RPI Win:	240	WON-LOST	WINNING	LAST 10	STRENGTH OF	OPP. STRENGTH	TEAM	ADJ.	CONF.	ADJ CONF.
Average RPI Loss:	181	RECORD	PCT. RANK	GAMES	SCHEDULE	OF SCHEDULE	RPI	RPI	RPI	RPI
DIV. I ONLY	11- 3	37	7- 2	315	195	140	140	10	10	
DIV. I NON-CONF.	9- 2	35	7- 1	315	153	124	124	11	11	

TOTALS	RPI 1-25	RPI 26-50	W-L RECORDS	RPI 51-100	RPI 101-150	RPI 150+				
11- 3	0- 0	0- 1	OVERALL	0- 0	0- 0	11- 2				
5- 2	0- 0	0- 0	HOME	0- 0	0- 0	5- 2				
6- 1	0- 0	0- 1	AWAY	0- 0	0- 0	6- 0				
0- 0	0- 0	0- 0	NEUTRAL	0- 0	0- 0	0- 0				
9- 2	0- 0	0- 1	NON-CONFERENCE	0- 0	0- 0	9- 1				
5- 1	0- 0	0- 0	HOME	0- 0	0- 0	5- 1				
4- 1	0- 0	0- 1	AWAY	0- 0	0- 0	4- 0				
0- 0	0- 0	0- 0	NEUTRAL	0- 0	0- 0	0- 0				
2- 1	0- 0	0- 0	CONFERENCE	0- 0	0- 0	2- 1				
0- 1	0- 0	0- 0	HOME	0- 0	0- 0	0- 1				
2- 0	0- 0	0- 0	AWAY	0- 0	0- 0	2- 0				
0- 0	0- 0	0- 0	NEUTRAL	0- 0	0- 0	0- 0				

RPI 1-25				RPI 26-50				RPI 51-100				RPI 101+ Team's RPI: 140			
RPI	S	Opponent	Score	RPI	S	Opponent	Score	RPI	S	Opponent	Score	RPI	S	Opponent	Score
				39	A	St. John's (NY)	81 92					157	H	Davidson	73 55
												161	A	Saint Francis (PA)	92 86
												212	A	Richmond	78 64
												216	H	Norfolk St.	74 80
												218	A	Col. of Charleston	68 54
												244	A	Howard	83 71
												245	H	Fairfield	57 47
												252	A	East Carolina	71 65
												260	H	Loyola Maryland	70 49
												265	A	UNCW	66 53
												289	H	Towson	66 67
												311	H	USC Upstate	83 63
												315	H	Old Dominion	75 58
LAST 12 Division I GAMES:															
311	H	USC Upstate	83 63	289	H	Towson	66 67	265	A	UNCW	66 53	218	A	Col. of Charleston	68 54
161	A	Saint Francis (PA)	92 86	216	H	Norfolk St.	74 80	315	H	Old Dominion	75 58	39	A	St. John's (NY)	81 92
212	A	Richmond	78 64												
157	H	Davidson	73 55												
260	H	Loyola Maryland	70 49												
252	A	East Carolina	71 65												

Non-Div I Games:

William & Mary

Average RPI Win:	256	WON-LOST	WINNING	LAST 10	STRENGTH OF	OPP. STRENGTH	TEAM	ADJ.	CONF.	ADJ CONF.
Average RPI Loss:	71	RECORD	PCT. RANK	GAMES	SCHEDULE	OF SCHEDULE	RPI	RPI	RPI	RPI
DIV. I ONLY	8- 7	153	6- 4	178	130	141	141	24	24	
DIV. I NON-CONF.	5- 6	187	4- 4	138	77	162	162	24	24	

TOTALS	RPI 1-25	RPI 26-50	W-L RECORDS	RPI 51-100	RPI 101-150	RPI 150+				
8- 7	0- 2	0- 1	OVERALL	0- 2	0- 2	8- 0				
5- 1	0- 0	0- 0	HOME	0- 1	0- 0	5- 0				
2- 4	0- 1	0- 0	AWAY	0- 1	0- 0	2- 0				
1- 2	0- 1	0- 0	NEUTRAL	0- 0	0- 1	1- 0				
5- 6	0- 2	0- 1	NON-CONFERENCE	0- 2	0- 1	5- 0				
3- 1	0- 0	0- 0	HOME	0- 1	0- 0	3- 0				
1- 3	0- 1	0- 1	AWAY	0- 1	0- 0	1- 0				
1- 2	0- 1	0- 0	NEUTRAL	0- 0	0- 1	1- 0				
3- 1	0- 0	0- 0	CONFERENCE	0- 0	0- 1	3- 0				
2- 0	0- 0	0- 0	HOME	0- 0	0- 0	2- 0				
1- 1	0- 0	0- 0	AWAY	0- 0	0- 1	1- 0				
0- 0	0- 0	0- 0	NEUTRAL	0- 0	0- 0	0- 0				

RPI 1-25				RPI 26-50				RPI 51-100				RPI 101+ Team's RPI: 141			
RPI	S	Opponent	Score	RPI	S	Opponent	Score	RPI	S	Opponent	Score	RPI	S	Opponent	Score
3	N	Mississippi St.	37 94	44	A	LSU	45 60	80	A	Toledo	55 79	111	N	Cleveland St.	45 54
17	A	Texas A&M	62 83					98	H	Auburn	60 70	147	A	Little Rock	43 78
												189	N	Niagara	68 52
												193	A	Arkansas St.	77 75
												224	H	New Orleans	66 57
												276	H	Appalachian St.	61 45
												280	H	Coastal Caro.	59 55
												283	H	McNeese	98 86
												299	A	Southeastern La.	68 56
												301	H	Alcorn	67 47
LAST 12 Division I GAMES:															
44	A	LSU	45 60	280	H	Coastal Caro.	59 55								
299	A	Southeastern La.	68 56	276	H	Appalachian St.	61 45								
98	H	Auburn	60 70	193	A	Arkansas St.	77 75								
283	H	McNeese	98 86	147	A	Little Rock	43 78								
3	N	Mississippi St.	37 94	301	H	Alcorn	67 47								
111	N	Cleveland St.	45 54	189	N	Niagara	68 52								

Non-Div I Games: Dillard

53 60

Louisiana

Average RPI Win:	238	WON-LOST	WINNING	LAST 10	STRENGTH OF	OPP. STRENGTH	TEAM	ADJ.	CONF.	ADJ CONF.
Average RPI Loss:	109	RECORD	PCT. RANK	GAMES	SCHEDULE	OF SCHEDULE	RPI	RPI	RPI	RPI
DIV. I ONLY	7- 6	143	5- 5	155	231	142	142	9	9	
DIV. I NON-CONF.	7- 6	165	6- 6	165	236	150	150	9	9	

TOTALS	RPI 1-25	RPI 26-50	W-L RECORDS	RPI 51-100	RPI 101-150	RPI 150+				
7- 6	0- 0	0- 0	OVERALL	0- 4	1- 1	6- 1				
2- 3	0- 0	0- 0	HOME	0- 1	0- 1	2- 1				
5- 1	0- 0	0- 0	AWAY	0- 1	1- 0	4- 0				
0- 2	0- 0	0- 0	NEUTRAL	0- 2	0- 0	0- 0				
7- 6	0- 0	0- 0	NON-CONFERENCE	0- 4	1- 1	6- 1				
2- 3	0- 0	0- 0	HOME	0- 1	0- 1	2- 1				
5- 1	0- 0	0- 0	AWAY	0- 1	1- 0	4- 0				
0- 2	0- 0	0- 0	NEUTRAL	0- 2	0- 0	0- 0				
0- 0	0- 0	0- 0	CONFERENCE	0- 0	0- 0	0- 0				
0- 0	0- 0	0- 0	HOME	0- 0	0- 0	0- 0				
0- 0	0- 0	0- 0	AWAY	0- 0	0- 0	0- 0				
0- 0	0- 0	0- 0	NEUTRAL	0- 0	0- 0	0- 0				

RPI 1-25				RPI 26-50				RPI 51-100				RPI 101+ Team's RPI: 142					
RPI	S	Opponent	Score	RPI	S	Opponent	Score	RPI	S	Opponent	Score	RPI	S	Opponent	Score		
								58	N	UC Davis	61	71	113	A	TCU	82	72
								75	H	Indiana	68	72	146	H	Providence	51	55
								85	N	Hartford	70	78	175	A	Binghamton	73	69
								93	A	Kansas	75	81	194	H	Army West Point	65	82
													234	A	Stony Brook	77	71
													243	H	Colgate	82	56
													257	H	LIU Brooklyn	62	51
													302	A	Central Conn. St.	75	62
													342	A	Saint Peter's	70	49

LAST 12 Division I GAMES:																	
234	A	Stony Brook	77	71	85	N	Hartford	70	78	58	N	UC Davis	61	71			
175	A	Binghamton	73	69	75	H	Indiana	68	72	75	H	Indiana	68	72			
146	H	Providence	51	55	342	A	Saint Peter's	70	49	302	A	Central Conn. St.	75	62			
194	H	Army West Point	65	82	243	H	Colgate	82	56								
113	A	TCU	82	72													
93	A	Kansas	75	81													

Non-Div I Games:

Yale

Average RPI	Win:	225	WON-LOST	WINNING	LAST 10	STRENGTH OF	OPP. STRENGTH	TEAM	ADJ.	CONF.	ADJ CONF.
Average RPI	Loss:	95	RECORD	PCT. RANK	GAMES	SCHEDULE	OF SCHEDULE	RPI	RPI	RPI	RPI
DIV. I ONLY		8- 7		153	3- 7	166	116	143	143	24	24
DIV. I NON-CONF.		6- 5		153	3- 5	120	48	110	110	24	24
<hr/>											
TOTALS	RPI 1-25		RPI 26-50		W-L RECORDS	RPI 51-100		RPI 101-150		RPI 150+	
8- 7	0- 0		0- 1		OVERALL	0- 4		0- 1		8- 1	
6- 2	0- 0		0- 1		HOME	0- 0		0- 1		6- 0	
2- 5	0- 0		0- 0		AWAY	0- 4		0- 0		2- 1	
0- 0	0- 0		0- 0		NEUTRAL	0- 0		0- 0		0- 0	
6- 5	0- 0		0- 1		NON-CONFERENCE	0- 4		0- 0		6- 0	
5- 1	0- 0		0- 1		HOME	0- 0		0- 0		5- 0	
1- 4	0- 0		0- 0		AWAY	0- 4		0- 0		1- 0	
0- 0	0- 0		0- 0		NEUTRAL	0- 0		0- 0		0- 0	
2- 2	0- 0		0- 0		CONFERENCE	0- 0		0- 1		2- 1	
1- 1	0- 0		0- 0		HOME	0- 0		0- 1		1- 0	
1- 1	0- 0		0- 0		AWAY	0- 0		0- 0		1- 1	
0- 0	0- 0		0- 0		NEUTRAL	0- 0		0- 0		0- 0	

RPI	S	Opponent	Score	RPI	S	Opponent	Score	RPI	S	Opponent	Score	RPI	S	Opponent	Score	Team's RPI: 143
28	H	Houston	58	62	51	A	Utah	41	71	117	H	South Ala.	63	76		
					56	A	Georgia Tech	52	80	188	H	Oral Roberts	70	46		
					64	A	Arkansas	57	91	191	H	SMU	58	55		
					66	A	Kansas St.	56	70	195	H	Fresno St.	67	54		
										197	H	San Francisco	56	54		
										219	H	Troy	76	57		
										261	H	Incarnate Word	61	48		
										270	A	UTSA	69	68		
										276	A	Appalachian St.	64	60		
										280	A	Coastal Caro.	76	89		
<hr/>																
LAST 12 Division I GAMES:																
64	A	Arkansas	57	91	117	H	South Ala.	63	76							
56	A	Georgia Tech	52	80	219	H	Troy	76	57							
66	A	Kansas St.	56	70	276	A	Appalachian St.	64	60							
28	H	Houston	58	62	280	A	Coastal Caro.	76	89							
51	A	Utah	41	71	197	H	San Francisco	56	54							
195	H	Fresno St.	67	54	191	H	SMU	58	55							

Non-Div I Games:

UT Arlington

Average RPI	Win:	225	WON-LOST	WINNING	LAST 10	STRENGTH OF	OPP. STRENGTH	TEAM	ADJ.	CONF.	ADJ CONF.
Average RPI	Loss:	67	RECORD	PCT. RANK	GAMES	SCHEDULE	OF SCHEDULE	RPI	RPI	RPI	RPI
DIV. I ONLY		7- 7		166	5- 5	187	35	144	144	5	5
DIV. I NON-CONF.		5- 5		170	3- 5	246	55	180	180	5	5

TOTALS	RPI 1-25		RPI 26-50		W-L RECORDS	RPI 51-100		RPI 101-150		RPI 150+	
7- 7	0- 0		0- 2		OVERALL	0- 5		2- 0		5- 0	
3- 2	0- 0		0- 0		HOME	0- 2		1- 0		2- 0	
3- 3	0- 0		0- 2		AWAY	0- 1		1- 0		2- 0	
1- 2	0- 0		0- 0		NEUTRAL	0- 2		0- 0		1- 0	
5- 5	0- 0		0- 1		NON-CONFERENCE	0- 4		0- 0		5- 0	
2- 1	0- 0		0- 0		HOME	0- 1		0- 0		2- 0	
2- 2	0- 0		0- 1		AWAY	0- 1		0- 0		2- 0	
1- 2	0- 0		0- 0		NEUTRAL	0- 2		0- 0		1- 0	
2- 2	0- 0		0- 1		CONFERENCE	0- 1		2- 0		0- 0	
1- 1	0- 0		0- 0		HOME	0- 1		1- 0		0- 0	
1- 1	0- 0		0- 1		AWAY	0- 0		1- 0		0- 0	
0- 0	0- 0		0- 0		NEUTRAL	0- 0		0- 0		0- 0	

RPI 1-25				RPI 26-50				RPI 51-100				RPI 101+ Team's RPI: 144			
RPI	S	Opponent	Score	RPI	S	Opponent	Score	RPI	S	Opponent	Score	RPI	S	Opponent	Score
				36	A	NC State	49 63	55	H	Butler	57 66	124	H	Xavier	65 60
				49	A	Creighton	58 69	61	H	Minnesota	63 73	146	A	Providence	75 43
								83	N	Chattanooga	41 54	167	N	Northwestern	55 54
								90	A	George Washington	54 65	244	H	Howard	93 41
								98	N	Auburn	40 60	260	A	Loyola Maryland	72 54
												312	H	FIU	77 56
												323	A	VCU	71 59

LAST 12 Division I GAMES:															
				36	A	NC State	49 63	55	H	Butler	57 66				
				61	H	Minnesota	63 73	124	H	Xavier	65 60				
				312	H	FIU	77 56	49	A	Creighton	58 69				
				167	N	Northwestern	55 54	146	A	Providence	75 43				
				83	N	Chattanooga	41 54	323	A	VCU	71 59				
				98	N	Auburn	40 60	90	A	George Washington	54 65				

Non-Div I Games:

Georgetown

Average RPI		Win: 204	WON-LOST RECORD	WINNING PCT. RANK	LAST 10 GAMES	STRENGTH OF SCHEDULE	OPP. STRENGTH OF SCHEDULE	TEAM RPI	ADJ. RPI	CONF. RPI	ADJ. CONF. RPI
Loss: 139											
DIV. I ONLY			9- 5	100	7- 3	184	193	145	145	17	17
DIV. I NON-CONF.			7- 3	74	6- 2	140	155	121	121	18	18
TOTALS		RPI 1-25		RPI 26-50		W-L RECORDS		RPI 51-100		RPI 101-150	RPI 150+
9- 5	0- 0			1- 1		OVERALL		1- 1		0- 0	7- 3
6- 4	0- 0			0- 1		HOME		1- 1		0- 0	5- 2
3- 1	0- 0			1- 0		AWAY		0- 0		0- 0	2- 1
0- 0	0- 0			0- 0		NEUTRAL		0- 0		0- 0	0- 0
7- 3	0- 0			1- 1		NON-CONFERENCE		1- 1		0- 0	5- 1
5- 3	0- 0			0- 1		HOME		1- 1		0- 0	4- 1
2- 0	0- 0			1- 0		AWAY		0- 0		0- 0	1- 0
0- 0	0- 0			0- 0		NEUTRAL		0- 0		0- 0	0- 0
2- 2	0- 0			0- 0		CONFERENCE		0- 0		0- 0	2- 2
1- 1	0- 0			0- 0		HOME		0- 0		0- 0	1- 1
1- 1	0- 0			0- 0		AWAY		0- 0		0- 0	1- 1
0- 0	0- 0			0- 0		NEUTRAL		0- 0		0- 0	0- 0

RPI 1-25				RPI 26-50				RPI 51-100				RPI 101+				Team's RPI: 145	
RPI	S	Opponent	Score	RPI	S	Opponent	Score	RPI	S	Opponent	Score	RPI	S	Opponent	Score		
				32	H	Oklahoma	46 78	62	H	Gonzaga	65 49	154	H	BYU	56 54		
				45	A	Northern Colo.	55 44	87	H	Colorado	67 70	176	H	Idaho	69 83		
												195	A	Fresno St.	45 56		
												205	H	Boise St.	58 62		
												209	H	Morgan St.	60 44		
												227	A	Denver	61 56		
												250	H	San Jose St.	63 48		
												267	A	San Diego St.	65 63		
												282	H	Prairie View	71 59		
												337	H	N. C. Central	85 48		
LAST 12 Division I GAMES:																	
				282	H	Prairie View	71 59	195	A	Fresno St.	45 56						
				45	A	Northern Colo.	55 44	267	A	San Diego St.	65 63						
				87	H	Colorado	67 70	250	H	San Jose St.	63 48						
				154	H	BYU	56 54	205	H	Boise St.	58 62						
				227	A	Denver	61 56	209	H	Morgan St.	60 44						
				337	H	N. C. Central	85 48	32	H	Oklahoma	46 78						

Non-Div I Games: Eastern N.M. 75 35

Col orado St.

■ Loss, ■ Non-Conf, S Site, H Home A Away N Neutral

Average RPI	Win:	173	WON-LOST	WINNING	LAST 10	STRENGTH OF	OPP. STRENGTH	TEAM	ADJ.	CONF.	ADJ CONF.
Average RPI	Loss:	99	RECORD	PCT. RANK	GAMES	SCHEDULE	OF SCHEDULE	RPI	RPI	RPI	RPI
DIV. I ONLY		8- 9		184	3- 7	124	61	146	146	5	5
DIV. I NON-CONF.		7- 5		131	4- 3	200	131	149	149	5	5

TOTALS	RPI 1-25		RPI 26-50		W-L RECORDS	RPI 51-100		RPI 101-150		RPI 150+	
8- 9	0- 1		1- 2		OVERALL	1- 1		2- 3		4- 2	
2- 6	0- 1		0- 1		HOME	0- 1		0- 2		2- 1	
3- 3	0- 0		1- 1		AWAY	0- 0		1- 1		1- 1	
3- 0	0- 0		0- 0		NEUTRAL	1- 0		1- 0		1- 0	
7- 5	0- 0		0- 1		NON-CONFERENCE	1- 1		2- 1		4- 2	
2- 3	0- 0		0- 0		HOME	0- 1		0- 1		2- 1	
2- 2	0- 0		0- 1		AWAY	0- 0		1- 0		1- 1	
3- 0	0- 0		0- 0		NEUTRAL	1- 0		1- 0		1- 0	
1- 4	0- 1		1- 1		CONFERENCE	0- 0		0- 2		0- 0	
0- 3	0- 1		0- 1		HOME	0- 0		0- 1		0- 0	
1- 1	0- 0		1- 0		AWAY	0- 0		0- 1		0- 0	
0- 0	0- 0		0- 0		NEUTRAL	0- 0		0- 0		0- 0	

RPI 1-25				RPI 26-50				RPI 51-100				RPI 101+				Team's RPI: 146
RPI	S	Opponent	Score	RPI	S	Opponent	Score	RPI	S	Opponent	Score	RPI	S	Opponent	Score	
13	H	Villanova	55 63	31	A	Quinnipiac	36 62	69	H	Penn St.	51 60	103	A	Seton Hall	56 65	
				33	H	DePaul	48 71	84	N	Wright St.	74 69	106	H	Brown	59 64	
				39	A	St. John's (NY)	49 44					129	N	Stetson	56 45	
												142	A	Yale	55 51	
												144	H	Georgetown	43 75	
												158	H	Boston College	63 55	
												162	H	Columbia	64 73	
												190	A	Northeastern	98 95	
												228	A	Sacred Heart	75 78	
												320	H	Rhode Island	65 41	
												324	N	Savannah St.	78 48	

LAST 12 Division I GAMES:																
158	H	Boston College	63 55	33	H	DePaul	48 71	103	A	Seton Hall	56 65	129	N	Stetson	56 45	
228	A	Sacred Heart	75 78	39	A	St. John's (NY)	49 44	144	H	Georgetown	43 75					
31	A	Quinnipiac	36 62	13	H	Villanova	55 63									
320	H	Rhode Island	65 41	106	H	Brown	59 64									
106	H	Brown	59 64	142	A	Yale	55 51									

Non-Div I Games:

Providence

Average RPI	Win: 211	WON-LOST	WINNING	LAST 10	STRENGTH OF	OPP. STRENGTH	TEAM	ADJ.	CONF.	ADJ CONF.
Average RPI	Loss: 85	RECORD	PCT. RANK	GAMES	SCHEDULE	OF SCHEDULE	RPI	RPI	RPI	RPI
DIV. I ONLY	7- 8	187	5- 5	120	58	147	147	24	24	
DIV. I NON-CONF.	3- 8	267	2- 6	20	13	160	160	24	24	

TOTALS	RPI 1-25	RPI 26-50	W-L RECORDS	RPI 51-100	RPI 101-150	RPI 150+				
7- 8	0- 2	1- 1	OVERALL	0- 1	1- 3	5- 1				
5- 3	0- 0	1- 1	HOME	0- 0	1- 1	3- 1				
2- 5	0- 2	0- 0	AWAY	0- 1	0- 2	2- 0				
0- 0	0- 0	0- 0	NEUTRAL	0- 0	0- 0	0- 0				
3- 8	0- 2	1- 1	NON-CONFERENCE	0- 1	0- 3	2- 1				
3- 3	0- 0	1- 1	HOME	0- 0	0- 1	2- 1				
0- 5	0- 2	0- 0	AWAY	0- 1	0- 2	0- 0				
0- 0	0- 0	0- 0	NEUTRAL	0- 0	0- 0	0- 0				
4- 0	0- 0	0- 0	CONFERENCE	0- 0	1- 0	3- 0				
2- 0	0- 0	0- 0	HOME	0- 0	1- 0	1- 0				
2- 0	0- 0	0- 0	AWAY	0- 0	0- 0	2- 0				
0- 0	0- 0	0- 0	NEUTRAL	0- 0	0- 0	0- 0				

RPI 1-25				RPI 26-50				RPI 51-100				RPI 101+ Team's RPI: 147			
RPI	S	Opponent	Score	RPI	S	Opponent	Score	RPI	S	Opponent	Score	RPI	S	Opponent	Score
3	A	Mississippi St.	48 86	32	H	Oklahoma	68 56	66	A	Kansas St.	51 66	114	A	Saint Louis	45 48
17	A	Texas A&M	49 66	44	H	LSU	37 56					125	A	Rice	51 58
												139	H	Tulsa	61 74
												141	H	Louisiana	78 43
												165	H	Memphis	86 57
												171	H	Louisiana Tech	49 58
												183	H	Missouri St.	63 51
												287	A	Georgia St.	65 50
												325	A	Ga. Southern	64 34
												343	H	La. -Monroe	57 37

LAST 12 Division I GAMES:															
66	A	Kansas St.	51 66	325	A	Ga. Southern	64 34								
3	A	Mississippi St.	48 86	287	A	Georgia St.	65 50								
171	H	Louisiana Tech	49 58	343	H	La. -Monroe	57 37								
183	H	Missouri St.	63 51	141	H	Louisiana	78 43								
114	A	Saint Louis	45 48	44	H	LSU	37 56								
32	H	Oklahoma	68 56	125	A	Rice	51 58								

Non-Div I Games:

Average RPI	Win: 282	WON-LOST RECORD	WINNING PCT. RANK	LAST 10 GAMES	STRENGTH OF SCHEDULE	OPP. STRENGTH OF SCHEDULE	TEAM RPI	ADJ. RPI	CONF. RPI	ADJ. CONF. RPI
Average RPI	Loss: 92									
DIV. I ONLY	5- 7	219	0- 1	122	241	148	148	29	29	
DIV. I NON-CONF.	3- 7	253	0- 1	59	189	158	158	29	29	

TOTALS	RPI 1-25	RPI 26-50	W-L RECORDS	RPI 51-100	RPI 101-150	RPI 150+				
5- 7	0- 0	0- 4	OVERALL	0- 0	0- 2	5- 1				
2- 0	0- 0	0- 0	HOME	0- 0	0- 0	2- 0				
2- 5	0- 0	0- 2	AWAY	0- 0	0- 2	2- 1				
1- 2	0- 0	0- 2	NEUTRAL	0- 0	0- 0	1- 0				
3- 7	0- 0	0- 4	NON-CONFERENCE	0- 0	0- 2	3- 1				
1- 0	0- 0	0- 0	HOME	0- 0	0- 0	1- 0				
1- 5	0- 0	0- 2	AWAY	0- 0	0- 2	1- 1				
1- 2	0- 0	0- 2	NEUTRAL	0- 0	0- 0	1- 0				
2- 0	0- 0	0- 0	CONFERENCE	0- 0	0- 0	2- 0				
1- 0	0- 0	0- 0	HOME	0- 0	0- 0	1- 0				
1- 0	0- 0	0- 0	AWAY	0- 0	0- 0	1- 0				
0- 0	0- 0	0- 0	NEUTRAL	0- 0	0- 0	0- 0				

RPI 1-25				RPI 26-50				RPI 51-100				RPI 101+ Team's RPI: 148			
RPI	S	Opponent	Score	RPI	S	Opponent	Score	RPI	S	Opponent	Score	RPI	S	Opponent	Score
				28	N	Houston	68 75					104	A	James Madison	47 58
				29	A	Duke	51 68					118	A	Drake	68 96
				41	A	Michigan	50 74					227	N	Denver	82 69
				45	N	Northern Colo.	57 65					256	H	Valparaiso	61 40
												279	A	Massachusetts	61 64
												290	A	Presbyterian	76 64
												315	A	Old Dominion	63 55
												322	H	Charleston So.	63 53

LAST 12 Division I GAMES:															
				227	N	Denver	82 69	118	A	Drake	68 96				
				104	A	James Madison	47 58	322	H	Charleston So.	63 53				
				256	H	Valparaiso	61 40	290	A	Presbyterian	76 64				
				279	A	Massachusetts	61 64	29	A	Duke	51 68				
				28	N	Houston	68 75	45	N	Northern Colo.	57 65				
				41	A	Michigan	50 74	315	A	Old Dominion	63 55				

Non-Div I Games: Shippensburg 105 43 Limestone 68 38

Liberty

Average RPI Win: 207
Average RPI Loss: 100

WON-LOST
RECORD

WINNING
PCT. RANK

LAST 10
GAMES

STRENGTH OF
SCHEDULE

OPP. STRENGTH
OF SCHEDULE

TEAM
RPI

ADJ.
RPI

CONF.
RPI

ADJ CONF.
RPI

DIV. I ONLY	7- 9	209	4- 5	65	162	149	149	16	16
DIV. I NON-CONF.	7- 7	170	5- 4	51	143	117	117	16	16
<hr/>									
TOTALS	RPI 1-25	RPI 26-50	W-L RECORDS	RPI 51-100	RPI 101-150	RPI 150+			
7- 9	0- 2	0- 0	OVERALL	1- 3	1- 3	5- 1			
6- 1	0- 0	0- 0	HOME	1- 1	1- 0	4- 0			
0- 7	0- 0	0- 0	AWAY	0- 0	0- 0	0- 0			
1- 1	0- 0	0- 0	NEUTRAL	0- 0	0- 1	1- 0			
7- 7	0- 2	0- 0	NON-CONFERENCE	1- 3	1- 2	5- 0			
6- 1	0- 0	0- 0	HOME	1- 1	1- 0	4- 0			
0- 5	0- 2	0- 0	AWAY	0- 2	0- 1	0- 0			
1- 1	0- 0	0- 0	NEUTRAL	0- 0	0- 1	1- 0			
0- 2	0- 0	0- 0	CONFERENCE	0- 0	0- 1	0- 1			
0- 0	0- 0	0- 0	HOME	0- 0	0- 0	0- 0			
0- 2	0- 0	0- 0	AWAY	0- 0	0- 1	0- 1			
0- 0	0- 0	0- 0	NEUTRAL	0- 0	0- 0	0- 0			

RPI 1-25				RPI 26-50				RPI 51-100				RPI 101+ Team's RPI: 149			
RPI	S	Opponent	Score	RPI	S	Opponent	Score	RPI	S	Opponent	Score	RPI	S	Opponent	Score
8	A	Florida St.	62 87					57	H	UCF	58 51	107	A	UAB	53 77
14	A	Iowa	59 80					64	A	Arkansas	63 84	123	H	Hampton	66 61
								71	A	Bel mont	46 83	135	A	Furman	41 45
								87	H	Col orado	60 71	136	N	UTEP	33 46
												136	N	Troy	80 73
												219	H	Troy	82 76
												219	N	Troy	82 76
												220	H	Southern Mi ss.	61 56
												275	A	Wofford	46 58
												291	H	Al abama St.	58 39
												320	H	Rhode Isl and	67 37
<hr/>															
LAST 12 Division I GAMES:															
220	H	Southern Mi ss.	61 56	275	A	Wofford	46 58								
219	H	Troy	80 73	135	A	Furman	41 45								
107	A	UAB	53 77	123	H	Hampton	66 61								
14	A	Iowa	59 80	219	N	Troy	82 76								
57	H	UCF	58 51	136	N	UTEP	33 46								
8	A	Florida St.	62 87	71	A	Bel mont	46 83								

Non-Div I Games:

AUM

59 46

Samford

Loss, Non-Conf, S Site, H Home A Away N Neutral

Average RPI Loss: 129

DIV. I ONLY	7- 6	143	5- 5	168	250	150	150	15	15
DIV. I NON-CONF.	5- 5	170	4- 5	134	276	142	142	15	15
TOTALS	RPI 1-25	RPI 26-50	W-L RECORDS	RPI 51-100	RPI 101-150	RPI 150+			
7- 6	0- 0	0- 0	OVERALL	0- 2	1- 1	6- 3			
3- 3	0- 0	0- 0	HOME	0- 1	0- 0	3- 2			
4- 3	0- 0	0- 0	AWAY	0- 1	1- 1	3- 1			
0- 0	0- 0	0- 0	NEUTRAL	0- 0	0- 0	0- 0			
5- 5	0- 0	0- 0	NON-CONFERENCE	0- 2	1- 1	4- 2			
2- 2	0- 0	0- 0	HOME	0- 1	0- 0	2- 1			
3- 3	0- 0	0- 0	AWAY	0- 1	1- 1	2- 1			
0- 0	0- 0	0- 0	NEUTRAL	0- 0	0- 0	0- 0			
2- 1	0- 0	0- 0	CONFERENCE	0- 0	0- 0	2- 1			
1- 1	0- 0	0- 0	HOME	0- 0	0- 0	1- 1			
1- 0	0- 0	0- 0	AWAY	0- 0	0- 0	1- 0			
0- 0	0- 0	0- 0	NEUTRAL	0- 0	0- 0	0- 0			

RPI 1-25				RPI 26-50				RPI 51-100				RPI 101+				Team's RPI: 150	
RPI	S	Opponent	Score	RPI	S	Opponent	Score	RPI	S	Opponent	Score	RPI	S	Opponent	Score		
								57	H	UCF	32	47	106	A	Brown	68	92
								93	A	Harvard	70	80	108	A	Del aware	85	79
													151	H	Bucknel l	58	63
													158	H	Boston Colle ge	61	57
													174	A	New Hampshi re	57	72
													190	H	Northeastern	74	73
													192	H	Marist	52	80
													194	A	Army West Poi nt	60	59
													260	H	Loyol a Maryl and	75	56
													316	A	Bryant	78	61
													328	A	Vermont	57	41
LAST 12 Di vi sion I GAMES:																	
				192	H	Marist	52	80	260	H	Loyol a Maryl and	75	56				
				328	A	Vermont	57	41	151	H	Bucknel l	58	63				
				316	A	Bryant	78	61	194	A	Army West Poi nt	60	59				
				158	H	Boston Colle ge	61	57	106	A	Brown	68	92				
				93	A	Harvard	70	80	57	H	UCF	32	47				
				108	A	Del aware	85	79	174	A	New Hampshi re	57	72				

Boston U.

RPI 1-25				RPI 26-50				RPI 51-100				RPI 101+				Team's RPI: 151	
RPI	S	Opponent	Score	RPI	S	Opponent	Score	RPI	S	Opponent	Score	RPI	S	Opponent	Score		
								59	A	Fordham	62	71	150	A	Boston U.	63	58
								63	A	Drexel	54	63	175	H	Binghamton	64	59
								67	A	American	58	68	177	A	Pittsburgh	39	57
													178	H	Saint Joseph's	53	77
													194	H	Army West Point	60	36
													226	H	Akron	63	52
													229	H	St. Bonaventure	48	59
													281	A	Youngstown St.	66	60
													293	A	Rider	76	71
													313	H	Canisius	76	57
													329	A	Iona	60	53
LAST 12 Division I GAMES:																	
329	A	Iona	60	53	194	H	Army West Point	60	36								
175	H	Binghamton	64	59	150	A	Boston U.	63	58								
313	H	Canisius	76	57	67	A	American	58	68								
281	A	Youngstown St.	66	60	177	A	Pittsburgh	39	57								
229	H	St. Bonaventure	48	59	59	A	Fordham	62	71								
63	A	Drexel	54	63	178	H	Saint Joseph's	53	77								

Bucknel I

W
i
s
c
o
n
s
i
n

Wisconsin				Through Games Of Jan. 7, 2018							
Average RPI	Win:	215	WON-LOST	WINNING	LAST 10	STRENGTH OF	OPP. STRENGTH	TEAM	ADJ.	CONF.	ADJ CONF.
Average RPI	Loss:	43	RECORD	PCT. RANK	GAMES	SCHEDULE	OF SCHEDULE	RPI	RPI	RPI	RPI
DIV. I ONLY			7- 10	221	3- 7	61	25	152	152	3	3
DIV. I NON-CONF.			7- 6	165	5- 3	173	32	154	154	3	3

TOTALS	RPI 1-25			RPI 26-50		W-L RECORDS	RPI 51-100	RPI 101-150		RPI 150+	
7- 10	0- 5			0- 1		OVERALL	0- 4	1- 0		6- 0	
5- 5	0- 3			0- 1		HOME	0- 1	0- 0		5- 0	
1- 4	0- 1			0- 0		AWAY	0- 3	0- 0		1- 0	
1- 1	0- 1			0- 0		NEUTRAL	0- 0	1- 0		0- 0	
7- 6	0- 3			0- 0		NON-CONFERENCE	0- 3	1- 0		6- 0	
5- 2	0- 1			0- 0		HOME	0- 1	0- 0		5- 0	
1- 3	0- 1			0- 0		AWAY	0- 2	0- 0		1- 0	
1- 1	0- 1			0- 0		NEUTRAL	0- 0	1- 0		0- 0	
0- 4	0- 2			0- 1		CONFERENCE	0- 1	0- 0		0- 0	
0- 3	0- 2			0- 1		HOME	0- 0	0- 0		0- 0	
0- 1	0- 0			0- 0		AWAY	0- 1	0- 0		0- 0	
0- 0	0- 0			0- 0		NEUTRAL	0- 0	0- 0		0- 0	

RPI 1-25				RPI 26-50				RPI 51-100				RPI 101+ Team's RPI: 152			
RPI	S	Opponent	Score	RPI	S	Opponent	Score	RPI	S	Opponent	Score	RPI	S	Opponent	Score
10	H	Green Bay	34 67	41	H	Mi chi gan	57 80	55	A	Butler	62 69	127	N	Vanderbi l t	73 71
14	H	Iowa	46 56					65	A	Purdue	35 57	177	A	Pi ttsburgh	58 57
18	N	Syracuse	74 77					90	A	George Washi ngton	46 61	180	H	Charl otte	80 66
21	A	Marquette	65 88					91	H	Mi l waukee	64 67	184	H	La Salle	71 60
24	H	Maryl and	44 71									238	H	Southern U.	77 74
												277	H	UTRGV	82 54
												324	H	Savannah St.	82 24

LAST 12 Di vi si on I GAMES:															
324	H	Savannah St.	82 24	24	H	Maryl and	44 71								
55	A	Butler	62 69	41	H	Mi chi gan	57 80								
277	H	UTRGV	82 54	65	A	Purdue	35 57								
21	A	Marquette	65 88	14	H	Iowa	46 56								
184	H	La Salle	71 60	91	H	Mi l waukee	64 67								
177	A	Pi ttsburgh	58 57	127	N	Vanderbi l t	73 71								

W
i
s
c
o
n
s
i
n

Non-Di v I Games:

Wisconsin

Average RPI Win:	244	WON-LOST	WINNING	LAST 10	STRENGTH OF	OPP. STRENGTH	TEAM	ADJ.	CONF.	ADJ CONF.
Average RPI Loss:	155	RECORD	PCT. RANK	GAMES	SCHEDULE	OF SCHEDULE	RPI	RPI	RPI	RPI
DIV. I ONLY	10- 5	85	6- 4	298	214	153	153	24	24	
DIV. I NON-CONF.	7- 4	102	5- 3	307	170	176	176	24	24	

TOTALS	RPI 1-25	RPI 26-50	W-L RECORDS	RPI 51-100	RPI 101-150	RPI 150+				
10- 5	0- 0	0- 1	OVERALL	0- 0	1- 2	9- 2				
5- 1	0- 0	0- 1	HOME	0- 0	1- 0	4- 0				
5- 3	0- 0	0- 0	AWAY	0- 0	0- 0	5- 0				
0- 1	0- 0	0- 0	NEUTRAL	0- 0	0- 0	0- 1				
7- 4	0- 0	0- 1	NON-CONFERENCE	0- 0	0- 2	7- 1				
3- 1	0- 0	0- 1	HOME	0- 0	0- 0	3- 0				
4- 2	0- 0	0- 0	AWAY	0- 0	0- 2	4- 0				
0- 1	0- 0	0- 0	NEUTRAL	0- 0	0- 0	0- 1				
3- 1	0- 0	0- 0	CONFERENCE	0- 0	1- 0	2- 1				
2- 0	0- 0	0- 0	HOME	0- 0	1- 0	1- 0				
1- 1	0- 0	0- 0	AWAY	0- 0	0- 0	1- 1				
0- 0	0- 0	0- 0	NEUTRAL	0- 0	0- 0	0- 0				

RPI 1-25				RPI 26-50				RPI 51-100				RPI 101+				Team's RPI: 153	
RPI	S	Opponent	Score	RPI	S	Opponent	Score	RPI	S	Opponent	Score	RPI	S	Opponent	Score		
				28	H	Houston	67 72					113	A	TCU	58 82		
												117	H	South Ala.	78 63		
												129	A	Stetson	54 61		
												195	H	Fresno St.	76 59		
												219	H	Troy	83 75		
												221	A	Texas Tech	87 70		
												225	N	Bethune-Cookman	56 62		
												261	A	Incarinate Word	74 33		
												270	H	UTSA	91 38		
												276	A	Appal achi an St.	69 54		
												280	A	Coastal Caro.	64 65		
												282	H	Prai ri e Vi ew	84 57		
												294	A	Texas Southern	70 56		
												300	A	Sam Houston St.	73 41		
LAST 12 Division I GAMES:																	
				225	N	Bethune-Cookman	56 62					219	H	Troy	83 75		
				300	A	Sam Houston St.	73 41					117	H	South Ala.	78 63		
				270	H	UTSA	91 38					280	A	Coastal Caro.	64 65		
				282	H	Prai ri e Vi ew	84 57					276	A	Appal achi an St.	69 54		
				28	H	Houston	67 72					129	A	Stetson	54 61		
				195	H	Fresno St.	76 59					294	A	Texas Southern	70 56		

Non-Div I Games:

Texas St.

Average RPI Win:	230	WON-LOST	WINNING	LAST 10	STRENGTH OF	OPP. STRENGTH	TEAM	ADJ.	CONF.	ADJ CONF.
Average RPI Loss:	108	RECORD	PCT. RANK	GAMES	SCHEDULE	OF SCHEDULE	RPI	RPI	RPI	RPI
DIV. I ONLY	8- 7	153	5- 5	190	132	154	154	13	13	
DIV. I NON-CONF.	5- 6	187	3- 5	151	147	186	186	13	13	

TOTALS	RPI 1-25	RPI 26-50	W-L RECORDS	RPI 51-100	RPI 101-150	RPI 150+				
8- 7	0- 1	0- 2	OVERALL	1- 1	0- 2	7- 1				
6- 2	0- 0	0- 1	HOME	1- 0	0- 0	5- 1				
2- 5	0- 1	0- 1	AWAY	0- 1	0- 2	2- 0				
0- 0	0- 0	0- 0	NEUTRAL	0- 0	0- 0	0- 0				
5- 6	0- 1	0- 2	NON-CONFERENCE	1- 0	0- 2	4- 1				
4- 2	0- 0	0- 1	HOME	1- 0	0- 0	3- 1				
1- 4	0- 1	0- 1	AWAY	0- 0	0- 2	1- 0				
0- 0	0- 0	0- 0	NEUTRAL	0- 0	0- 0	0- 0				
3- 1	0- 0	0- 0	CONFERENCE	0- 1	0- 0	3- 0				
2- 0	0- 0	0- 0	HOME	0- 0	0- 0	2- 0				
1- 1	0- 0	0- 0	AWAY	0- 1	0- 0	1- 0				
0- 0	0- 0	0- 0	NEUTRAL	0- 0	0- 0	0- 0				

RPI 1-25				RPI 26-50				RPI 51-100				RPI 101+				Team's RPI: 154
RPI	S	Opponent	Score	RPI	S	Opponent	Score	RPI	S	Opponent	Score	RPI	S	Opponent	Score	
25	A	Cal i forni a	45 70	35	H	Georgi a	63 79	51	H	Utah	77 68	126	A	Washi ngton	72 80	
				45	A	Northern Colo.	74 79	60	A	Saint Mary's (CA)	49 57	145	A	Colorado St.	54 56	
												164	H	Paci fi c	77 65	
												197	H	San Franci sco	70 66	
												210	H	Montana St.	75 54	
												214	A	Eastern Wash.	73 69	
												321	H	Utah St.	69 76	
												326	H	Southern Utah	75 67	
												338	H	Utah Valley	75 54	
												340	A	Portl and	72 58	
LAST 12 Division I GAMES:																
25	A	Cal i forni a	45 70	164	H	Paci fi c	77 65									
51	H	Utah	77 68	197	H	San Franci sco	70 66									
321	H	Utah St.	69 76	60	A	Saint Mary's (CA)	49 57									
145	A	Colorado St.	54 56	340	A	Portl and	72 58									
45	A	Northern Colo.	74 79	210	H	Montana St.	75 54									
35	H	Georgi a	63 79	338	H	Utah Valley	75 54									

Non-Div I Games:

BYU

Average RPI Win:	276	WON-LOST	WINNING	LAST 10	STRENGTH OF	OPP. STRENGTH	TEAM	ADJ.	CONF.	ADJ CONF.
Average RPI Loss:	115	RECORD	PCT. RANK	GAMES	SCHEDULE	OF SCHEDULE	RPI	RPI	RPI	RPI
DIV. I ONLY	7- 6	143	5- 5	211	285	155	155	26	26	
DIV. I NON-CONF.	4- 5	202	4- 4	220	167	194	194	27	27	

TOTALS	RPI 1-25	RPI 26-50	W-L RECORDS	RPI 51-100	RPI 101-150	RPI 150+				
7- 6	0- 1	0- 0	OVERALL	0- 2	0- 2	7- 1				
4- 1	0- 1	0- 0	HOME	0- 0	0- 0	4- 0				
2- 5	0- 0	0- 0	AWAY	0- 2	0- 1	2- 0				
1- 0	0- 0	0- 0	NEUTRAL	0- 0	0- 0	1- 0				
4- 5	0- 1	0- 0	NON-CONFERENCE	0- 1	0- 2	4- 1				
2- 1	0- 1	0- 0	HOME	0- 0	0- 0	2- 0				
1- 4	0- 0	0- 0	AWAY	0- 1	0- 2	1- 1				
1- 0	0- 0	0- 0	NEUTRAL	0- 0	0- 0	1- 0				
3- 1	0- 0	0- 0	CONFERENCE	0- 1	0- 0	3- 0				
2- 0	0- 0	0- 0	HOME	0- 0	0- 0	2- 0				
1- 1	0- 0	0- 0	AWAY	0- 1	0- 0	1- 0				
0- 0	0- 0	0- 0	NEUTRAL	0- 0	0- 0	0- 0				

RPI 1-25				RPI 26-50				RPI 51-100				RPI 101+				Team's RPI: 155
RPI	S	Opponent	Score	RPI	S	Opponent	Score	RPI	S	Opponent	Score	RPI	S	Opponent	Score	
8	H	Florida St.	51 75					71	A	Bel mont	55 71	103	A	Seton Hall	54 73	
								99	A	Mi ami (OH)	55 58	122	A	Cl emson	45 53	
												224	A	New Orleans	59 54	
												241	H	Morehead St.	70 64	
												252	N	East Carolina	82 73	
												263	H	Al abama A&M	49 33	
												287	A	Georgi a St.	41 55	
												295	H	Eastern Ky.	65 51	
												320	H	Rhode Island	63 53	
												334	A	Tennessee St.	75 56	
LAST 12 Division I GAMES:																
122	A	Cl emson	45 53	71	A	Bel mont	55 71									
263	H	Al abama A&M	49 33	334	A	Tennessee St.	75 56									
99	A	Mi ami (OH)	55 58	241	H	Morehead St.	70 64									
224	A	New Orleans	59 54	295	H	Eastern Ky.	65 51									
103	A	Seton Hall	54 73	287	A	Georgi a St.	41 55									
252	N	East Carolina	82 73	320	H	Rhode Island	63 53									

Non-Div I Games: Stillman 93 38 Brewton-Parker 103 44

Jacksonville St.

Average RPI Win:	225	WON-LOST	WINNING	LAST 10	STRENGTH OF	OPP. STRENGTH	TEAM	ADJ.	CONF.	ADJ CONF.
Average RPI Loss:	147	RECORD	PCT. RANK	GAMES	SCHEDULE	OF SCHEDULE	RPI	RPI	RPI	RPI
DIV. I ONLY	7- 6	143	4- 5	150	281	155	155	7	7	
DIV. I NON-CONF.	7- 3	74	5- 3	193	317	102	102	8	8	

TOTALS	RPI 1-25	RPI 26-50	W-L RECORDS	RPI 51-100	RPI 101-150	RPI 150+				
7- 6	0- 1	0- 1	OVERALL	0- 1	1- 0	6- 3				
3- 3	0- 1	0- 0	HOME	0- 0	1- 0	2- 2				
2- 3	0- 0	0- 1	AWAY	0- 1	0- 0	2- 1				
2- 0	0- 0	0- 0	NEUTRAL	0- 0	0- 0	2- 0				
7- 3	0- 0	0- 1	NON-CONFERENCE	0- 0	1- 0	6- 2				
3- 1	0- 0	0- 0	HOME	0- 0	1- 0	2- 1				
2- 2	0- 0	0- 1	AWAY	0- 0	0- 0	2- 1				
2- 0	0- 0	0- 0	NEUTRAL	0- 0	0- 0	2- 0				
0- 3	0- 1	0- 0	CONFERENCE	0- 1	0- 0	0- 1				
0- 2	0- 1	0- 0	HOME	0- 0	0- 0	0- 1				
0- 1	0- 0	0- 0	AWAY	0- 1	0- 0	0- 0				
0- 0	0- 0	0- 0	NEUTRAL	0- 0	0- 0	0- 0				

RPI 1-25				RPI 26-50				RPI 51-100				RPI 101+ Team's RPI: 155			
RPI	S	Opponent	Score	RPI	S	Opponent	Score	RPI	S	Opponent	Score	RPI	S	Opponent	Score
23	H	Ball St.	73 84	46	A	South Dakota St.	44 76	68	A	Western Mich.	58 67	124	H	Xavier	63 53
												159	A	Robert Morris	64 62
												196	A	Cincinnati	51 75
												213	N	Fla. Atlantic	66 55
												216	N	Norfolk St.	59 50
												236	H	Eastern Mich.	52 54
												256	H	Valparaiso	90 77
												295	H	Eastern Ky.	77 60
												309	A	Detroit Mercy	85 81
												313	H	Canisius	57 71
LAST 12 Division I GAMES:															
124	H	Xavier	63 53	23	H	Ball St.	73 84	236	H	Eastern Mich.	52 54	68	A	Western Mich.	58 67
256	H	Valparaiso	90 77	46	A	South Dakota St.	44 76	196	A	Cincinnati	51 75	159	A	Robert Morris	64 62
213	N	Fla. Atlantic	66 55	57	H	Canisius	71 71	309	A	Detroit Mercy	85 81				
216	N	Norfolk St.	59 50	64	A	Robert Morris	64 62								

Non-Div I Games: Ferris St. 82 73

Bowling Green

Average RPI	Win: 251	WON-LOST	WINNING	LAST 10	STRENGTH OF	OPP. STRENGTH	TEAM	ADJ.	CONF.	ADJ CONF.
Average RPI	Loss: 85	RECORD	PCT. RANK	GAMES	SCHEDULE	OF SCHEDULE	RPI	RPI	RPI	RPI
DIV. I ONLY	6- 10	240	3- 7	59	225	157	157	12	12	
DIV. I NON-CONF.	5- 8	221	3- 6	62	180	143	143	12	12	

TOTALS	RPI 1-25	RPI 26-50	W-L RECORDS	RPI 51-100	RPI 101-150	RPI 150+				
6- 10	0- 0	0- 2	OVERALL	0- 4	1- 4	5- 0				
3- 4	0- 0	0- 1	HOME	0- 2	0- 1	3- 0				
3- 6	0- 0	0- 1	AWAY	0- 2	1- 3	2- 0				
0- 0	0- 0	0- 0	NEUTRAL	0- 0	0- 0	0- 0				
5- 8	0- 0	0- 2	NON-CONFERENCE	0- 3	1- 3	4- 0				
2- 3	0- 0	0- 1	HOME	0- 1	0- 1	2- 0				
3- 5	0- 0	0- 1	AWAY	0- 2	1- 2	2- 0				
0- 0	0- 0	0- 0	NEUTRAL	0- 0	0- 0	0- 0				
1- 2	0- 0	0- 0	CONFERENCE	0- 1	0- 1	1- 0				
1- 1	0- 0	0- 0	HOME	0- 1	0- 0	1- 0				
0- 1	0- 0	0- 0	AWAY	0- 0	0- 1	0- 0				
0- 0	0- 0	0- 0	NEUTRAL	0- 0	0- 0	0- 0				

RPI	S	Opponent	Score	RPI	S	Opponent	Score	RPI	S	Opponent	Score	RPI	S	Opponent	Score	Team's RPI: 157
34	H	Princeton	57 63	57	A	UCF	54 62	112	A	High Point	82 74					
36	A	NC State	49 73	70	A	Mercer	54 69	115	A	George Mason	61 74					
				73	H	Elon	58 75	116	H	Gardner-Webb	65 70					
				76	H	Duquesne	54 79	135	A	Furman	62 65					
								140	A	William & Mary	55 73					
								180	H	Charlotte	68 66					
								276	A	Appalachian St.	59 57					
								288	H	UNC Asheville	58 50					
								320	H	Rhode Island	77 67					
								331	A	Western Caro.	70 57					

LAST 12 Division I GAMES:																
112	A	High Point	82 74	320	H	Rhode Island	77 67									
116	H	Gardner-Webb	65 70	76	H	Duquesne	54 79									
73	H	Elon	58 75	115	A	George Mason	61 74									
70	A	Mercer	54 69	57	A	UCF	54 62									
140	A	William & Mary	55 73	180	H	Charlotte	68 66									
34	H	Princeton	57 63	288	H	UNC Asheville	58 50									

Non-Div I Games:

Davidson

Average RPI Win:	151	WON-LOST	WINNING	LAST 10	STRENGTH OF	OPP. STRENGTH	TEAM	ADJ.	CONF.	ADJ CONF.
Average RPI Loss:	122	RECORD	PCT. RANK	GAMES	SCHEDULE	OF SCHEDULE	RPI	RPI	RPI	RPI
DIV. I ONLY	6- 9	222	3- 7	55	124	158	158	1	1	
DIV. I NON-CONF.	5- 8	221	3- 7	100	148	192	192	2	2	

TOTALS	RPI 1-25	RPI 26-50	W-L RECORDS	RPI 51-100	RPI 101-150	RPI 150+				
6- 9	0- 0	1- 0	OVERALL	2- 4	0- 3	3- 2				
5- 3	0- 0	1- 0	HOME	2- 1	0- 1	2- 1				
1- 6	0- 0	0- 0	AWAY	0- 3	0- 2	1- 0				
0- 0	0- 0	0- 0	NEUTRAL	0- 0	0- 0	0- 0				
5- 8	0- 0	1- 0	NON-CONFERENCE	1- 3	0- 3	3- 2				
4- 3	0- 0	1- 0	HOME	1- 1	0- 1	2- 1				
1- 5	0- 0	0- 0	AWAY	0- 2	0- 2	1- 1				
0- 0	0- 0	0- 0	NEUTRAL	0- 0	0- 0	0- 0				
1- 1	0- 0	0- 0	CONFERENCE	1- 1	0- 0	0- 0				
1- 0	0- 0	0- 0	HOME	1- 0	0- 0	0- 0				
0- 1	0- 0	0- 0	AWAY	0- 1	0- 0	0- 0				
0- 0	0- 0	0- 0	NEUTRAL	0- 0	0- 0	0- 0				

RPI 1-25				RPI 26-50				RPI 51-100				RPI 101+				Team's RPI: 158
RPI	S	Opponent	Score	RPI	S	Opponent	Score	RPI	S	Opponent	Score	RPI	S	Opponent	Score	
				28	H	Houston	79 74	52	A	Virginia Tech	58 89	103	H	Seton Hall	53 73	
								59	H	Fordham	55 52	146	A	Providence	55 63	
								61	A	Minnesota	68 78	150	A	Boston U.	57 61	
								86	H	Maine	40 61	162	A	Columbia	60 68	
								89	A	Dartmouth	57 68	174	H	New Hampshire	64 55	
								97	H	North Carolina	77 64	233	A	Holy Cross	70 61	
												245	H	Fairfield	58 66	
												316	H	Bryant	65 42	

LAST 12 Division I GAMES:																
				103	H	Seton Hall	53 73	97	H	North Carolina	77 64					
				233	A	Holy Cross	70 61	52	A	Virginia Tech	58 89					
				245	H	Fairfield	58 66	86	H	Maine	40 61					
				162	A	Columbia	60 68	146	A	Providence	55 63					
				150	A	Boston U.	57 61	174	H	New Hampshire	64 55					
				28	H	Houston	79 74	61	A	Minnesota	68 78					

Non-Div I Games:

Boston College

Average RPI	Win:	257	WON-LOST	WINNING	LAST 10	STRENGTH OF	OPP. STRENGTH	TEAM	ADJ.	CONF.	ADJ CONF.
Average RPI	Loss:	132	RECORD	PCT. RANK	GAMES	SCHEDULE	OF SCHEDULE	RPI	RPI	RPI	RPI
DIV. I ONLY		9- 4		74	7- 2	288	259	159	159	28	28
DIV. I NON-CONF.		6- 4		120	6- 2	305	215	218	218	28	28

TOTALS	RPI 1-25		RPI 26-50		W-L RECORDS	RPI 51-100		RPI 101-150		RPI 150+	
9- 4	0- 0		0- 1		OVERALL	0- 0		0- 1		9- 2	
4- 2	0- 0		0- 0		HOME	0- 0		0- 1		4- 1	
5- 1	0- 0		0- 1		AWAY	0- 0		0- 0		5- 0	
0- 1	0- 0		0- 0		NEUTRAL	0- 0		0- 0		0- 1	
6- 4	0- 0		0- 1		NON-CONFERENCE	0- 0		0- 1		6- 2	
3- 2	0- 0		0- 0		HOME	0- 0		0- 1		3- 1	
3- 1	0- 0		0- 1		AWAY	0- 0		0- 0		3- 0	
0- 1	0- 0		0- 0		NEUTRAL	0- 0		0- 0		0- 1	
3- 0	0- 0		0- 0		CONFERENCE	0- 0		0- 0		3- 0	
1- 0	0- 0		0- 0		HOME	0- 0		0- 0		1- 0	
2- 0	0- 0		0- 0		AWAY	0- 0		0- 0		2- 0	
0- 0	0- 0		0- 0		NEUTRAL	0- 0		0- 0		0- 0	

RPI 1-25				RPI 26-50				RPI 51-100				RPI 101+ Team's RPI: 159			
RPI	S	Opponent	Score	RPI	S	Opponent	Score	RPI	S	Opponent	Score	RPI	S	Opponent	Score
				40	A	Michigan St.	58 100					137	H	Kent St.	31 46
												155	H	Bowling Green	62 64
												197	N	San Francisco	45 57
												217	A	Cal Poly	66 50
												228	A	Sacred Heart	91 57
												235	H	Lafayette	63 42
												255	A	Fairleigh Dickinson	77 68
												257	H	LIU Brooklyn	60 53
												268	H	Monmouth	56 38
												273	A	Northern Ky.	59 50
												281	H	Youngstown St.	84 52
												296	A	Delaware St.	65 42
LAST 12 Division I GAMES:															
				296	A	Delaware St.	65 42	257	H	LIU Brooklyn	60 53				
				268	H	Monmouth	56 38	228	A	Sacred Heart	91 57				
				281	H	Youngstown St.	84 52	255	A	Fairleigh Dickinson	77 68				
				197	N	San Francisco	45 57	137	H	Kent St.	31 46				
				217	A	Cal Poly	66 50	235	H	Lafayette	63 42				
				273	A	Northern Ky.	59 50	155	H	Bowling Green	62 64				

Non-Div I Games: Clarion 67 60

Robert Morris

Average RPI Win:	171	WON-LOST	WINNING	LAST 10	STRENGTH OF	OPP. STRENGTH	TEAM	ADJ.	CONF.	ADJ CONF.
Average RPI Loss:	108	RECORD	PCT. RANK	GAMES	SCHEDULE	OF SCHEDULE	RPI	RPI	RPI	RPI
DIV. I ONLY	5- 9	244	3- 6	70	108	160	160	23	23	
DIV. I NON-CONF.	3- 7	253	2- 5	24	40	112	112	21	21	

TOTALS	RPI 1-25	RPI 26-50	W-L RECORDS	RPI 51-100	RPI 101-150	RPI 150+				
5- 9	0- 1	0- 2	OVERALL	2- 2	0- 0	3- 4				
3- 2	0- 1	0- 0	HOME	0- 1	0- 0	3- 0				
1- 7	0- 0	0- 2	AWAY	1- 1	0- 0	0- 4				
1- 0	0- 0	0- 0	NEUTRAL	1- 0	0- 0	0- 0				
3- 7	0- 1	0- 2	NON-CONFERENCE	2- 2	0- 0	1- 2				
1- 2	0- 1	0- 0	HOME	0- 1	0- 0	1- 0				
1- 5	0- 0	0- 2	AWAY	1- 1	0- 0	0- 2				
1- 0	0- 0	0- 0	NEUTRAL	1- 0	0- 0	0- 0				
2- 2	0- 0	0- 0	CONFERENCE	0- 0	0- 0	2- 2				
2- 0	0- 0	0- 0	HOME	0- 0	0- 0	2- 0				
0- 2	0- 0	0- 0	AWAY	0- 0	0- 0	0- 2				
0- 0	0- 0	0- 0	NEUTRAL	0- 0	0- 0	0- 0				

RPI 1-25				RPI 26-50				RPI 51-100				RPI 101+ Team's RPI: 160			
RPI	S	Opponent	Score	RPI	S	Opponent	Score	RPI	S	Opponent	Score	RPI	S	Opponent	Score
14	H	Iowa	47 71	46	A	South Dakota St.	47 57	57	A	UCF	43 53	165	H	Iowa St.	57 53
				49	A	Creighton	78 89	66	A	Kansas St.	72 71	181	A	Southern Ill.	53 60
								74	H	IUPUI	48 54	183	A	Missouri St.	52 62
								96	N	Wyoming	55 40	185	A	North Dakota	72 80
												187	A	Omaha	74 78
												256	H	Valparaiso	77 56
												272	H	Loyola Chicago	70 41
LAST 12 Division I GAMES:															
14	H	Iowa	47 71	183	A	Missouri St.	52 62								
187	A	Omaha	74 78	181	A	Southern Ill.	53 60								
185	A	North Dakota	72 80	256	H	Valparaiso	77 56								
46	A	South Dakota St.	47 57	272	H	Loyola Chicago	70 41								
57	A	UCF	43 53	66	A	Kansas St.	72 71								
96	N	Wyoming	55 40	49	A	Creighton	78 89								

Non-Div I Games: Wis.-Parkside 92 62

UNI

Average RPI Win:	274	WON-LOST	WINNING	LAST 10	STRENGTH OF	OPP. STRENGTH	TEAM	ADJ.	CONF.	ADJ CONF.
Average RPI Loss:	128	RECORD	PCT. RANK	GAMES	SCHEDULE	OF SCHEDULE	RPI	RPI	RPI	RPI
DIV. I ONLY	7- 7	166	5- 5	216	274	161	161	28	28	
DIV. I NON-CONF.	4- 7	226	3- 5	213	221	213	213	28	28	

TOTALS	RPI 1-25	RPI 26-50	W-L RECORDS	RPI 51-100	RPI 101-150	RPI 150+				
7- 7	0- 0	0- 0	OVERALL	0- 3	0- 1	7- 3				
2- 1	0- 0	0- 0	HOME	0- 0	0- 1	2- 0				
4- 5	0- 0	0- 0	AWAY	0- 3	0- 0	4- 1				
1- 1	0- 0	0- 0	NEUTRAL	0- 0	0- 0	1- 1				
4- 7	0- 0	0- 0	NON-CONFERENCE	0- 3	0- 1	4- 3				
1- 1	0- 0	0- 0	HOME	0- 0	0- 1	1- 0				
2- 5	0- 0	0- 0	AWAY	0- 3	0- 0	2- 2				
1- 1	0- 0	0- 0	NEUTRAL	0- 0	0- 0	1- 1				
3- 0	0- 0	0- 0	CONFERENCE	0- 0	0- 0	3- 0				
1- 0	0- 0	0- 0	HOME	0- 0	0- 0	1- 0				
2- 0	0- 0	0- 0	AWAY	0- 0	0- 0	2- 0				
0- 0	0- 0	0- 0	NEUTRAL	0- 0	0- 0	0- 0				

RPI 1-25				RPI 26-50				RPI 51-100				RPI 101+				Team's RPI: 161
RPI	S	Opponent	Score	RPI	S	Opponent	Score	RPI	S	Opponent	Score	RPI	S	Opponent	Score	
								62	A	Gonzaga	74 97	140	H	William & Mary	86 92	
								76	A	Duquesne	68 87	162	A	Columbia	81 94	
								80	A	Toledo	66 74	168	N	Southeast Mo. St.	50 82	
												196	A	Cincinnati	77 73	
												205	A	Boise St.	59 87	
												228	A	Sacred Heart	89 48	
												255	A	Fairleigh Dickinson	80 56	
												281	H	Youngstown St.	79 65	
												303	H	St. Francis Brooklyn	90 75	
												315	N	Old Dominion	79 68	
												340	A	Portland	106 101	
LAST 12 Division I GAMES:																
				62	A	Gonzaga	74 97	303	H	St. Francis Brooklyn	90 75					
				281	H	Youngstown St.	79 65	255	A	Fairleigh Dickinson	80 56					
				162	A	Columbia	81 94	228	A	Sacred Heart	89 48					
				140	H	William & Mary	86 92	205	A	Boise St.	59 87					
				76	A	Duquesne	68 87	340	A	Portland	106 101					
				196	A	Cincinnati	77 73	315	N	Old Dominion	79 68					

Non-Div I Games: Seton Hill 103 71

Saint Francis (PA)

■ Loss,
 ■ Non-Conf,
 ■ S Site,
 ■ Home
 ■ Away
 N Neutral

Average RPI Win:	224	WON-LOST	WINNING	LAST 10	STRENGTH OF	OPP. STRENGTH	TEAM	ADJ.	CONF.	ADJ CONF.
Average RPI Loss:	101	RECORD	PCT. RANK	GAMES	SCHEDULE	OF SCHEDULE	RPI	RPI	RPI	RPI
DIV. I ONLY	6- 9	222	4- 6	92	179	162	162	9	9	
DIV. I NON-CONF.	6- 9	215	5- 7	96	184	166	166	9	9	

TOTALS	RPI 1-25	RPI 26-50	W-L RECORDS	RPI 51-100	RPI 101-150	RPI 150+				
6- 9	0- 3	0- 2	OVERALL	0- 0	1- 2	5- 2				
3- 2	0- 0	0- 1	HOME	0- 0	0- 0	3- 1				
3- 4	0- 0	0- 1	AWAY	0- 0	1- 2	2- 1				
0- 3	0- 3	0- 0	NEUTRAL	0- 0	0- 0	0- 0				
6- 9	0- 3	0- 2	NON-CONFERENCE	0- 0	1- 2	5- 2				
3- 2	0- 0	0- 1	HOME	0- 0	0- 0	3- 1				
3- 4	0- 0	0- 1	AWAY	0- 0	1- 2	2- 1				
0- 3	0- 3	0- 0	NEUTRAL	0- 0	0- 0	0- 0				
0- 0	0- 0	0- 0	CONFERENCE	0- 0	0- 0	0- 0				
0- 0	0- 0	0- 0	HOME	0- 0	0- 0	0- 0				
0- 0	0- 0	0- 0	AWAY	0- 0	0- 0	0- 0				
0- 0	0- 0	0- 0	NEUTRAL	0- 0	0- 0	0- 0				

RPI 1-25				RPI 26-50				RPI 51-100				RPI 101+ Team's RPI: 162			
RPI	S	Opponent	Score	RPI	S	Opponent	Score	RPI	S	Opponent	Score	RPI	S	Opponent	Score
3	N	Mississippi St.	54 90	28	A	Houston	53 77					123	A	Hampton	58 60
10	N	Green Bay	43 61	38	H	Buffalo	63 65					125	A	Rice	44 67
19	N	Arizona St.	48 72									146	A	Providence	73 64
												158	H	Boston College	68 60
												161	H	Saint Francis (PA)	94 81
												207	H	Hofstra	75 53
												212	H	Richmond	79 85
												328	A	Vermont	73 66
												345	A	UMBC	60 44
												348	A	UMass Lowell	70 77
LAST 12 Division I GAMES:															
161	H	Saint Francis (PA)	94 81	123	A	Hampton	58 60								
345	A	UMBC	60 44	125	A	Rice	44 67								
158	H	Boston College	68 60	28	A	Houston	53 77								
19	N	Arizona St.	48 72	207	H	Hofstra	75 53								
3	N	Mississippi St.	54 90	38	H	Buffalo	63 65								
10	N	Green Bay	43 61	328	A	Vermont	73 66								

Non-Div I Games:

Columbi a

Average RPI Win:	264	WON-LOST	WINNING	LAST 10	STRENGTH OF	OPP. STRENGTH	TEAM	ADJ.	CONF.	ADJ CONF.
Average RPI Loss:	90	RECORD	PCT. RANK	GAMES	SCHEDULE	OF SCHEDULE	RPI	RPI	RPI	RPI
DIV. I ONLY	6- 5	139	6- 4	214	139	163	163	9	9	
DIV. I NON-CONF.	6- 4	120	6- 4	260	156	156	156	9	9	

TOTALS	RPI 1-25	RPI 26-50	W-L RECORDS	RPI 51-100	RPI 101-150	RPI 150+				
6- 5	0- 1	0- 1	OVERALL	0- 1	0- 0	6- 2				
2- 2	0- 1	0- 1	HOME	0- 0	0- 0	2- 0				
2- 2	0- 0	0- 0	AWAY	0- 0	0- 0	2- 2				
2- 1	0- 0	0- 0	NEUTRAL	0- 1	0- 0	2- 0				
6- 4	0- 1	0- 0	NON-CONFERENCE	0- 1	0- 0	6- 2				
2- 1	0- 1	0- 0	HOME	0- 0	0- 0	2- 0				
2- 2	0- 0	0- 0	AWAY	0- 0	0- 0	2- 2				
2- 1	0- 0	0- 0	NEUTRAL	0- 1	0- 0	2- 0				
0- 1	0- 0	0- 1	CONFERENCE	0- 0	0- 0	0- 0				
0- 1	0- 0	0- 1	HOME	0- 0	0- 0	0- 0				
0- 0	0- 0	0- 0	AWAY	0- 0	0- 0	0- 0				
0- 0	0- 0	0- 0	NEUTRAL	0- 0	0- 0	0- 0				

RPI 1-25				RPI 26-50				RPI 51-100				RPI 101+ Team's RPI: 163			
RPI	S	Opponent	Score	RPI	S	Opponent	Score	RPI	S	Opponent	Score	RPI	S	Opponent	Score
2	H	Notre Dame	54 66	34	H	Princeton	55 70	56	N	Georgia Tech	55 69	175	A	Binghamton	72 77
												178	A	Saint Joseph's	57 50
												183	N	Missouri St.	65 60
												184	A	La Salle	59 66
												235	H	Lafayette	55 42
												320	H	Rhode Island	84 66
												323	N	VCU	82 52
												346	A	NJIT	77 38
LAST 12 Division I GAMES:															
2	H	Notre Dame	54 66	34	H	Princeton	55 70	346	A	NJIT	77 38				
184	A	La Salle	59 66					323	N	VCU	82 52				
183	N	Missouri St.	65 60					320	H	Rhode Island	84 66				
56	N	Georgia Tech	55 69					178	A	Saint Joseph's	57 50				
235	H	Lafayette	55 42												
175	A	Binghamton	72 77												

Non-Div I Games:

Penn

Pacific

Through Games Of Jan. 7, 2018

Average RPI Win:	192	WON-LOST RECORD	WINNING PCT. RANK	LAST 10 GAMES	STRENGTH OF SCHEDULE	OPP. STRENGTH OF SCHEDULE	TEAM RPI	ADJ. RPI	CONF. RPI	ADJ CONF. RPI
Average RPI Loss:	92									
DIV. I ONLY	5- 9	244	3- 7	28	169	164	164	13	13	
DIV. I NON-CONF.	5- 5	170	4- 4	43	202	125	125	13	13	

TOTALS

RPI 1-25

RPI 26-50

W-L RECORDS

RPI 51-100

RPI 101-150

RPI 150+

5- 9

0- 1

0- 1

OVERALL

1- 3

1- 2

3- 2

4- 5

0- 1

0- 0

HOME

1- 3

1- 1

2- 0

1- 4

0- 0

0- 1

AWAY

0- 0

0- 1

1- 2

0- 0

0- 0

0- 0

NEUTRAL

0- 0

0- 0

0- 0

5- 5

0- 1

0- 1

NON-CONFERENCE

1- 1

1- 1

3- 1

4- 3

0- 1

0- 0

HOME

1- 1

1- 1

2- 0

1- 2

0- 0

0- 1

AWAY

0- 0

0- 0

1- 1

0- 0

0- 0

0- 0

NEUTRAL

0- 0

0- 0

0- 0

0- 4

0- 0

0- 0

CONFERENCE

0- 2

0- 1

0- 1

0- 2

0- 0

0- 0

HOME

0- 2

0- 0

0- 0

0- 2

0- 0

0- 0

AWAY

0- 0

0- 1

0- 1

0- 0

0- 0

0- 0

NEUTRAL

0- 0

0- 0

0- 0

RPI 1-25				RPI 26-50				RPI 51-100				RPI 101+				Team's RPI: 164
RPI	S	Opponent	Score	RPI	S	Opponent	Score	RPI	S	Opponent	Score	RPI	S	Opponent	Score	
25	H	Cal i forn i a	85 92	45	A	Northern Colo.	55 80	57	H	UCF	78 74	106	H	Brown	57 74	
								58	H	UC Davis	58 90	120	A	Loyol a Marymount	60 75	
								60	H	Saint Mary's (CA)	69 70	128	H	Lamar Uni versi ty	80 75	
								62	H	Gonzaga	72 99	154	A	BYU	65 77	
												195	A	Fresno St.	70 81	
												222	A	Seattle U	85 73	
												250	H	San Jose St.	106 97	
												304	H	Cal St. Fullerton	81 65	

LAST 12 Divi s i on I GAMES:

25	H	Cal i forn i a	85 92	154	A	BYU	65 77
195	A	Fresno St.	70 81	60	H	Saint Mary's (CA)	69 70
45	A	Northern Colo.	55 80	120	A	Loyol a Marymount	60 75
128	H	Lamar Uni versi ty	80 75	62	H	Gonzaga	72 99
106	H	Brown	57 74	57	H	UCF	78 74
250	H	San Jose St.	106 97	222	A	Seattle U	85 73

Non-Di v I Games:

UC Merced

123 59

Pacific

Loss, Non-Conf, S Site, H Home A Away N Neutral

Page 164

Average RPI Win:	226	WON-LOST	WINNING	LAST 10	STRENGTH OF	OPP. STRENGTH	TEAM	ADJ.	CONF.	ADJ CONF.
Average RPI Loss:	98	RECORD	PCT. RANK	GAMES	SCHEDULE	OF SCHEDULE	RPI	RPI	RPI	RPI
DIV. I ONLY	6- 9	222	5- 5	40	174	165	165	8	8	
DIV. I NON-CONF.	5- 8	221	4- 6	67	229	196	196	7	7	
<hr/>										
TOTALS	RPI 1-25	RPI 26-50	W-L RECORDS	RPI 51-100	RPI 101-150	RPI 150+				
6- 9	0- 2	0- 1	OVERALL	0- 1	2- 3	4- 2				
5- 3	0- 0	0- 0	HOME	0- 1	1- 1	4- 1				
1- 3	0- 1	0- 0	AWAY	0- 0	1- 1	0- 1				
0- 3	0- 1	0- 1	NEUTRAL	0- 0	0- 1	0- 0				
5- 8	0- 1	0- 1	NON-CONFERENCE	0- 1	2- 3	3- 2				
4- 3	0- 0	0- 0	HOME	0- 1	1- 1	3- 1				
1- 2	0- 0	0- 0	AWAY	0- 0	1- 1	0- 1				
0- 3	0- 1	0- 1	NEUTRAL	0- 0	0- 1	0- 0				
1- 1	0- 1	0- 0	CONFERENCE	0- 0	0- 0	1- 0				
1- 0	0- 0	0- 0	HOME	0- 0	0- 0	1- 0				
0- 1	0- 1	0- 0	AWAY	0- 0	0- 0	0- 0				
0- 0	0- 0	0- 0	NEUTRAL	0- 0	0- 0	0- 0				

RPI 1-25				RPI 26-50				RPI 51-100				RPI 101+				Team's RPI: 165
RPI	S	Opponent	Score	RPI	S	Opponent	Score	RPI	S	Opponent	Score	RPI	S	Opponent	Score	
1	A	UConn	49 97	33	N	DePaul	67 81	74	H	IUPUI	57 80	107	H	UAB	64 62	
5	N	Ohio St.	69 100									127	A	Vanderbilt	71 60	
												130	H	Illinois	47 63	
												137	N	Kent St.	55 70	
												147	A	Little Rock	57 86	
												171	A	Louisiana Tech	40 65	
												181	H	Southern Ill.	56 68	
												247	H	Grambling	57 48	
												252	H	East Carolina	72 36	
												286	H	Jackson St.	64 53	
												334	H	Tennessee St.	79 75	
<hr/>																
LAST 12 Division I GAMES:																
130	H	Illinois	47 63	252	H	East Carolina	72 36									
74	H	IUPUI	57 80	1	A	UConn	49 97									
137	N	Kent St.	55 70	247	H	Grambling	57 48									
33	N	DePaul	67 81	286	H	Jackson St.	64 53									
5	N	Ohio St.	69 100	127	A	Vanderbilt	71 60									
181	H	Southern Ill.	56 68	107	H	UAB	64 62									

Non-Div I Games:

Memphis

Average RPI Win:	195	WON-LOST	WINNING	LAST 10	STRENGTH OF	OPP. STRENGTH	TEAM	ADJ.	CONF.	ADJ CONF.
Average RPI Loss:	68	RECORD	PCT. RANK	GAMES	SCHEDULE	OF SCHEDULE	RPI	RPI	RPI	RPI
DIV. I ONLY	7- 8	187	4- 6	119	30	165	165	6	6	
DIV. I NON-CONF.	6- 5	153	4- 4	261	54	200	200	6	6	

TOTALS	RPI 1-25	RPI 26-50	W-L RECORDS	RPI 51-100	RPI 101-150	RPI 150+				
7- 8	0- 2	0- 3	OVERALL	2- 0	1- 2	4- 1				
6- 2	0- 1	0- 1	HOME	2- 0	0- 0	4- 0				
0- 5	0- 1	0- 1	AWAY	0- 0	0- 2	0- 1				
1- 1	0- 0	0- 1	NEUTRAL	0- 0	1- 0	0- 0				
6- 5	0- 1	0- 1	NON-CONFERENCE	1- 0	1- 2	4- 1				
5- 1	0- 1	0- 0	HOME	1- 0	0- 0	4- 0				
0- 3	0- 0	0- 0	AWAY	0- 0	0- 2	0- 1				
1- 1	0- 0	0- 1	NEUTRAL	0- 0	1- 0	0- 0				
1- 3	0- 1	0- 2	CONFERENCE	1- 0	0- 0	0- 0				
1- 1	0- 0	0- 1	HOME	1- 0	0- 0	0- 0				
0- 2	0- 1	0- 1	AWAY	0- 0	0- 0	0- 0				
0- 0	0- 0	0- 0	NEUTRAL	0- 0	0- 0	0- 0				

RPI 1-25				RPI 26-50				RPI 51-100				RPI 101+				Team's RPI: 165
RPI	S	Opponent	Score	RPI	S	Opponent	Score	RPI	S	Opponent	Score	RPI	S	Opponent	Score	
14	H	Iowa	55 61	26	A	West Virginia	49 57	93	H	Kansas	71 69	109	N	Tulane	67 64	
20	A	Baylor	49 89	32	H	Oklahoma	69 74	100	H	South Dakota	81 76	118	A	Drake	80 83	
				43	N	Central Mich.	60 81					127	A	Vanderbilt	74 77	
												160	A	UNI	53 57	
												232	H	UC Riverside	89 66	
												242	H	UMKC	61 45	
												249	H	Nicholls St.	75 47	
												337	H	N. C. Central	99 58	

LAST 12 Division I GAMES:																
337	H	N. C. Central	99 58	26	A	West Virginia	49 57									
14	H	Iowa	55 61	20	A	Baylor	49 89									
127	A	Vanderbilt	74 77	32	H	Oklahoma	69 74									
118	A	Drake	80 83	93	H	Kansas	71 69									
43	N	Central Mich.	60 81	249	H	Nicholls St.	75 47									
109	N	Tulane	67 64	232	H	UC Riverside	89 66									

Non-Div I Games:

Iowa St.

Average RPI Win: 227			WON-LOST	WINNING	LAST 10	STRENGTH OF	OPP. STRENGTH	TEAM	ADJ.	CONF.	ADJ CONF.
Average RPI Loss: 74			RECORD	PCT. RANK	GAMES	SCHEDULE	OF SCHEDULE	RPI	RPI	RPI	RPI
DIV. I ONLY			8- 10	208	3- 7	104	111	167	167	3	3
DIV. I NON-CONF.			7- 7	170	2- 6	171	137	181	181	3	3

TOTALS		RPI 1-25		RPI 26-50		W-L RECORDS		RPI 51-100	RPI 101-150		RPI 150+
8- 10		0- 2		0- 2		OVERALL		1- 4	1- 1		6- 1
4- 5		0- 1		0- 1		HOME		0- 3	0- 0		4- 0
3- 3		0- 0		0- 1		AWAY		0- 0	1- 0		2- 0
1- 2		0- 0		0- 0		NEUTRAL		1- 1	0- 1		0- 0
7- 7		0- 2		0- 1		NON-CONFERENCE		1- 2	0- 1		6- 1
4- 3		0- 1		0- 1		HOME		0- 1	0- 0		4- 0
2- 2		0- 1		0- 0		AWAY		0- 0	0- 0		2- 1
1- 2		0- 0		0- 0		NEUTRAL		1- 1	0- 1		0- 0
1- 3		0- 0		0- 1		CONFERENCE		0- 2	1- 0		0- 0
0- 2		0- 0		0- 0		HOME		0- 2	0- 0		0- 0
1- 1		0- 0		0- 1		AWAY		0- 0	1- 0		0- 0
0- 0		0- 0		0- 0		NEUTRAL		0- 0	0- 0		0- 0

RPI 1-25				RPI 26-50				RPI 51-100				RPI 101+ Team's RPI: 167			
RPI	S	Opponent	Score	RPI	S	Opponent	Score	RPI	S	Opponent	Score	RPI	S	Opponent	Score
10	H	Green Bay	57 63	33	H	DePaul	63 92	61	H	Minnesota	63 90	130	A	Illinois	74 59
18	A	Syracuse	74 81	40	A	Michigan St.	51 81	72	H	Nebraska	59 69	144	N	Georgetown	54 55
								83	N	Chattanooga	44 61	173	H	Oakland	88 70
								91	H	Milwaukee	57 66	183	A	Missouri St.	59 90
								98	N	Auburn	49 48	234	H	Stony Brook	68 36
												248	A	UT Martin	71 63
												259	H	Santa Clara	57 47
												333	A	Chicago St.	63 36
												341	H	Eastern Ill.	74 40

LAST 12 Division I GAMES:															
183	A	Missouri St.	59 90	72	H	Nebraska	59 69	130	A	Illinois	74 59	10	H	Green Bay	57 63
33	H	DePaul	63 92	40	A	Michigan St.	51 81	61	H	Minnesota	63 90				
234	H	Stony Brook	68 36					341	H	Eastern Ill.	74 40				
91	H	Milwaukee	57 66												
18	A	Syracuse	74 81												
144	N	Georgetown	54 55												

Non-Div I Games:

Northwestern

Average RPI Win:	257	WON-LOST	WINNING	LAST 10	STRENGTH OF	OPP. STRENGTH	TEAM	ADJ.	CONF.	ADJ CONF.
Average RPI Loss:	113	RECORD	PCT. RANK	GAMES	SCHEDULE	OF SCHEDULE	RPI	RPI	RPI	RPI
DIV. I ONLY	5- 9	244	4- 6	42	308	168	168	26	26	
DIV. I NON-CONF.	3- 7	253	2- 5	19	265	148	148	27	27	

TOTALS	RPI 1-25	RPI 26-50	W-L RECORDS	RPI 51-100	RPI 101-150	RPI 150+				
5- 9	0- 2	0- 0	OVERALL	0- 2	1- 2	4- 3				
3- 2	0- 0	0- 0	HOME	0- 1	1- 0	2- 1				
1- 7	0- 0	0- 0	AWAY	0- 0	0- 1	1- 0				
1- 0	0- 0	0- 0	NEUTRAL	0- 0	0- 0	1- 0				
3- 7	0- 2	0- 0	NON-CONFERENCE	0- 1	1- 2	2- 2				
2- 1	0- 0	0- 0	HOME	0- 0	1- 0	1- 1				
0- 6	0- 2	0- 0	AWAY	0- 1	0- 2	0- 1				
1- 0	0- 0	0- 0	NEUTRAL	0- 0	0- 0	1- 0				
2- 2	0- 0	0- 0	CONFERENCE	0- 1	0- 0	2- 1				
1- 1	0- 0	0- 0	HOME	0- 1	0- 0	1- 0				
1- 1	0- 0	0- 0	AWAY	0- 0	0- 0	1- 1				
0- 0	0- 0	0- 0	NEUTRAL	0- 0	0- 0	0- 0				

RPI 1-25				RPI 26-50				RPI 51-100				RPI 101+ Team's RPI: 168			
RPI	S	Opponent	Score	RPI	S	Opponent	Score	RPI	S	Opponent	Score	RPI	S	Opponent	Score
9	A	Louisville	40 80					71	H	Belmont	57 67	110	H	Bradley	57 53
23	A	Ball St.	56 69					93	A	Kansas	50 51	115	A	George Mason	38 57
												121	A	Western Ill.	59 87
												161	N	Saint Francis (PA)	82 50
												181	H	Southern Ill.	74 79
												196	A	Cincinnati	52 65
												211	A	Austin Peay	65 66
												334	H	Tennessee St.	71 66
												335	A	Murray St.	85 74
												347	H	Evansville	74 65

LAST 12 Division I GAMES:															
23	A	Ball St.	56 69	211	A	Austin Peay	65 66								
121	A	Western Ill.	59 87	335	A	Murray St.	85 74								
196	A	Cincinnati	52 65	334	H	Tennessee St.	71 66								
110	H	Bradley	57 53	71	H	Belmont	57 67								
181	H	Southern Ill.	74 79	347	H	Evansville	74 65								
115	A	George Mason	38 57	93	A	Kansas	50 51								

Non-Div I Games: Evangel 72 60 Missouri Valley 69 34

Average RPI	Win: 253	WON-LOST	WINNING	LAST 10	STRENGTH OF	OPP. STRENGTH	TEAM	ADJ.	CONF.	ADJ CONF.
Average RPI	Loss: 69	RECORD	PCT. RANK	GAMES	SCHEDULE	OF SCHEDULE	RPI	RPI	RPI	RPI
DIV. I ONLY	7- 8	187	5- 5	183	60	169	169	25	25	
DIV. I NON-CONF.	5- 6	187	4- 4	77	44	120	120	25	25	

TOTALS	RPI 1-25	RPI 26-50	W-L RECORDS	RPI 51-100	RPI 101-150	RPI 150+				
7- 8	0- 2	0- 1	OVERALL	0- 4	0- 0	7- 1				
4- 3	0- 1	0- 0	HOME	0- 1	0- 0	4- 1				
3- 5	0- 1	0- 1	AWAY	0- 3	0- 0	3- 0				
0- 0	0- 0	0- 0	NEUTRAL	0- 0	0- 0	0- 0				
5- 6	0- 2	0- 0	NON-CONFERENCE	0- 4	0- 0	5- 0				
3- 2	0- 1	0- 0	HOME	0- 1	0- 0	3- 0				
2- 4	0- 1	0- 0	AWAY	0- 3	0- 0	2- 0				
0- 0	0- 0	0- 0	NEUTRAL	0- 0	0- 0	0- 0				
2- 2	0- 0	0- 1	CONFERENCE	0- 0	0- 0	2- 1				
1- 1	0- 0	0- 0	HOME	0- 0	0- 0	1- 1				
1- 1	0- 0	0- 1	AWAY	0- 0	0- 0	1- 0				
0- 0	0- 0	0- 0	NEUTRAL	0- 0	0- 0	0- 0				

RPI	S	Opponent	Score	RPI	S	Opponent	Score	RPI	S	Opponent	Score	RPI	S	Opponent	Score	Team's RPI: 169
7	A	Rutgers	47 59	31	A	Quinnipiac	54 68	54	H	Albany (NY)	63 78	189	H	Niagara	68 73	
22	H	FGCU	50 63					69	A	Penn St.	72 86	207	A	Hofstra	70 60	
								85	A	Hartford	62 71	228	H	Sacred Heart	62 57	
								93	A	Harvard	67 75	229	H	St. Bonaventure	70 62	
												243	A	Colgate	73 70	
												244	H	Howard	72 61	
												293	A	Rider	71 67	
												329	H	Iona	64 51	

LAST 12 Division I GAMES:																
54	H	Albany (NY)	63 78	189	H	Niagara	68 73	329	H	Iona	64 51	293	A	Rider	71 67	
207	A	Hofstra	70 60	31	A	Quinnipiac	54 68	85	A	Hartford	62 71	228	H	Sacred Heart	62 57	
7	A	Rutgers	47 59													
243	A	Colgate	73 70													
244	H	Howard	72 61													
22	H	FGCU	50 63													

Non-Div I Games:

Siena

Average RPI Win:	228	WON-LOST	WINNING	LAST 10	STRENGTH OF	OPP. STRENGTH	TEAM	ADJ.	CONF.	ADJ CONF.
Average RPI Loss:	131	RECORD	PCT. RANK	GAMES	SCHEDULE	OF SCHEDULE	RPI	RPI	RPI	RPI
DIV. I ONLY	6- 6	166	5- 3	238	146	170	170	19	19	
DIV. I NON-CONF.	4- 5	202	4- 3	160	176	111	111	17	17	

TOTALS	RPI 1-25	RPI 26-50	W-L RECORDS	RPI 51-100	RPI 101-150	RPI 150+				
6- 6	0- 0	0- 0	OVERALL	0- 2	1- 2	5- 2				
3- 1	0- 0	0- 0	HOME	0- 0	1- 0	2- 1				
3- 5	0- 0	0- 0	AWAY	0- 2	0- 2	3- 1				
0- 0	0- 0	0- 0	NEUTRAL	0- 0	0- 0	0- 0				
4- 5	0- 0	0- 0	NON-CONFERENCE	0- 2	1- 2	3- 1				
1- 0	0- 0	0- 0	HOME	0- 0	1- 0	0- 0				
3- 5	0- 0	0- 0	AWAY	0- 2	0- 2	3- 1				
0- 0	0- 0	0- 0	NEUTRAL	0- 0	0- 0	0- 0				
2- 1	0- 0	0- 0	CONFERENCE	0- 0	0- 0	2- 1				
2- 1	0- 0	0- 0	HOME	0- 0	0- 0	2- 1				
0- 0	0- 0	0- 0	AWAY	0- 0	0- 0	0- 0				
0- 0	0- 0	0- 0	NEUTRAL	0- 0	0- 0	0- 0				

RPI 1-25				RPI 26-50				RPI 51-100				RPI 101+				Team's RPI: 170
RPI	S	Opponent	Score	RPI	S	Opponent	Score	RPI	S	Opponent	Score	RPI	S	Opponent	Score	
								58	A	UC Davis	67 79	102	H	Ole Miss	94 79	
								62	A	Gonzaga	52 91	132	A	UNLV	80 88	
												134	A	Nevada	55 67	
												176	H	Idaho	90 101	
												214	H	Eastern Wash.	75 60	
												222	A	Seattle U	77 91	
												223	A	UC Irvine	82 72	
												239	H	Sacramento St.	74 73	
												250	A	San Jose St.	90 78	
												340	A	Portland	77 71	

LAST 12 Division I GAMES:																
340	A	Portland	77 71	176	H	Idaho	90 101									
222	A	Seattle U	77 91	214	H	Eastern Wash.	75 60									
250	A	San Jose St.	90 78	239	H	Sacramento St.	74 73									
58	A	UC Davis	67 79	102	H	Ole Miss	94 79									
134	A	Nevada	55 67	223	A	UC Irvine	82 72									
132	A	UNLV	80 88	62	A	Gonzaga	52 91									

Average RPI Win:	237	WON-LOST	WINNING	LAST 10	STRENGTH OF	OPP. STRENGTH	TEAM	ADJ.	CONF.	ADJ CONF.
Average RPI Loss:	103	RECORD	PCT. RANK	GAMES	SCHEDULE	OF SCHEDULE	RPI	RPI	RPI	RPI

DIV. I ONLY	10- 4	61	7- 3	306	127	171	171	18	18
DIV. I NON-CONF.	8- 4	87	6- 4	293	122	178	178	19	19

TOTALS	RPI 1-25	RPI 26-50	W-L RECORDS	RPI 51-100	RPI 101-150	RPI 150+			
10- 4	0- 1	0- 0	OVERALL	1- 1	1- 1	8- 1			
8- 1	0- 0	0- 0	HOME	0- 0	0- 1	8- 0			
1- 2	0- 1	0- 0	AWAY	0- 1	1- 0	0- 0			
1- 1	0- 0	0- 0	NEUTRAL	1- 0	0- 0	0- 1			
8- 4	0- 1	0- 0	NON-CONFERENCE	1- 1	1- 1	6- 1			
6- 1	0- 0	0- 0	HOME	0- 0	0- 1	6- 0			
1- 2	0- 1	0- 0	AWAY	0- 1	1- 0	0- 0			
1- 1	0- 0	0- 0	NEUTRAL	1- 0	0- 0	0- 1			
2- 0	0- 0	0- 0	CONFERENCE	0- 0	0- 0	2- 0			
2- 0	0- 0	0- 0	HOME	0- 0	0- 0	2- 0			
0- 0	0- 0	0- 0	AWAY	0- 0	0- 0	0- 0			
0- 0	0- 0	0- 0	NEUTRAL	0- 0	0- 0	0- 0			

RPI 1-25				RPI 26-50				RPI 51-100				RPI 101+ Team's RPI: 171			
RPI	S	Opponent	Score	RPI	S	Opponent	Score	RPI	S	Opponent	Score	RPI	S	Opponent	Score
4	A	Texas	54 88					69	N	Penn St.	71 59	122	H	Clemson	47 55
								98	A	Auburn	59 75	147	A	Little Rock	58 49
												165	H	Memphis	65 40
												189	N	Niagara	67 73
												206	H	North Texas	61 53
												247	H	Grambling	64 53
												270	H	UTSA	63 55
												283	H	McNeese	78 62
												301	H	Alcorn	87 50
												336	H	Houston Baptist	85 62
												343	H	La.-Monroe	71 49

LAST 12 Division I GAMES:															
147	A	Little Rock	58 49	270	H	UTSA	63 55								
122	H	Clemson	47 55	206	H	North Texas	61 53								
4	A	Texas	54 88	301	H	Alcorn	87 50								
189	N	Niagara	67 73	336	H	Houston Baptist	85 62								
69	N	Penn St.	71 59	283	H	McNeese	78 62								
98	A	Auburn	59 75	343	H	La.-Monroe	71 49								

Non-Div I Games: LSU-Alexandria 87 47

Louisiana Tech

Average RPI Win: 269

Average RPI Loss: 143

WON-LOST
RECORDWINNING
PCT. RANKLAST 10
GAMESSTRENGTH OF
SCHEDULEOPP. STRENGTH
OF SCHEDULETEAM
RPIADJ.
RPICONF.
RPIADJ CONF.
RPI

DIV. I ONLY	8- 4	85	7- 3	310	228	172	172	19	19
DIV. I NON-CONF.	6- 3	87	5- 2	288	163	161	161	17	17
<hr/>									
TOTALS	RPI 1-25	RPI 26-50	W-L RECORDS	RPI 51-100	RPI 101-150	RPI 150+			
8- 4	0- 1	0- 0	OVERALL	0- 1	0- 0	8- 2			
4- 1	0- 0	0- 0	HOME	0- 1	0- 0	4- 0			
4- 3	0- 1	0- 0	AWAY	0- 0	0- 0	4- 2			
0- 0	0- 0	0- 0	NEUTRAL	0- 0	0- 0	0- 0			
6- 3	0- 1	0- 0	NON-CONFERENCE	0- 1	0- 0	6- 1			
4- 1	0- 0	0- 0	HOME	0- 1	0- 0	4- 0			
2- 2	0- 1	0- 0	AWAY	0- 0	0- 0	2- 1			
0- 0	0- 0	0- 0	NEUTRAL	0- 0	0- 0	0- 0			
2- 1	0- 0	0- 0	CONFERENCE	0- 0	0- 0	2- 1			
0- 0	0- 0	0- 0	HOME	0- 0	0- 0	0- 0			
2- 1	0- 0	0- 0	AWAY	0- 0	0- 0	2- 1			
0- 0	0- 0	0- 0	NEUTRAL	0- 0	0- 0	0- 0			

RPI 1-25				RPI 26-50				RPI 51-100				RPI 101+ Team's RPI: 172			
RPI	S	Opponent	Score	RPI	S	Opponent	Score	RPI	S	Opponent	Score	RPI	S	Opponent	Score
6	A	Oregon	87 114					51	H	Utah	58 85	179	A	Idaho St.	76 70
												195	A	Fresno St.	78 81
												198	H	Pepperdi ne	71 61
												208	A	CSUN	64 61
												261	H	Incarnate Word	79 55
												305	H	Air Force	62 52
												318	A	Northern Ari z.	75 76
												326	A	Southern Utah	77 64
												338	H	Utah Valley	75 57
												340	A	Portland	91 70
<hr/>															
LAST 12 Division I GAMES:															
198	H	Pepperdi ne	71 61	326	A	Southern Utah	77 64								
6	A	Oregon	87 114	318	A	Northern Ari z.	75 76								
208	A	CSUN	64 61	179	A	Idaho St.	76 70								
261	H	Incarnate Word	79 55	195	A	Fresno St.	78 81								
51	H	Utah	58 85	340	A	Portland	91 70								
338	H	Utah Valley	75 57	305	H	Air Force	62 52								

Non-Div I Games: Westminster (UT) 64 58 Antelope Valley 80 70

Weber St.

RPI 1-25				RPI 26-50				RPI 51-100				RPI 101+				Team's RPI: 173	
RPI	S	Opponent	Score	RPI	S	Opponent	Score	RPI	S	Opponent	Score	RPI	S	Opponent	Score		
				40	A	Michigan St.	63 95	84	H	Wright St.	57 77	111	A	Cleveland St.	62 70		
				41	A	Michigan	69 78					167	A	Northwestern	70 88		
				43	H	Central Mich.	85 103					189	H	Niagara	67 59		
												237	H	Illinois St.	64 43		
												273	H	Northern Ky.	79 53		
												278	N	Ark.-Pine Bluff	69 37		
												281	A	Youngstown St.	58 48		
												306	A	Cornell	79 77		
												313	A	Canisius	83 48		
												315	N	Old Dominion	80 59		
LAST 12 Division I GAMES:																	
				306	A	Cornell	79 77	273	H	Northern Ky.	79 53						
				43	H	Central Mich.	85 103	84	H	Wright St.	57 77						
				313	A	Canisius	83 48	281	A	Youngstown St.	58 48						
				41	A	Michigan	69 78	111	A	Cleveland St.	62 70						
				189	H	Niagara	67 59	278	N	Ark.-Pine Bluff	69 37						
				167	A	Northwestern	70 88	315	N	Old Dominion	80 59						

Oakl and

Page 173

Average RPI Win:	258	WON-LOST	WINNING	LAST 10	STRENGTH OF	OPP. STRENGTH	TEAM	ADJ.	CONF.	ADJ CONF.
Average RPI Loss:	122	RECORD	PCT. RANK	GAMES	SCHEDULE	OF SCHEDULE	RPI	RPI	RPI	RPI
DIV. I ONLY	9- 5	100	6- 3	314	183	174	174	21	21	
DIV. I NON-CONF.	8- 4	87	6- 3	321	188	164	164	22	22	

TOTALS	RPI 1-25	RPI 26-50	W-L RECORDS	RPI 51-100	RPI 101-150	RPI 150+				
9- 5	0- 0	0- 0	OVERALL	0- 2	1- 1	8- 2				
5- 0	0- 0	0- 0	HOME	0- 0	1- 0	4- 0				
3- 4	0- 0	0- 0	AWAY	0- 2	0- 1	3- 1				
1- 1	0- 0	0- 0	NEUTRAL	0- 0	0- 0	1- 1				
8- 4	0- 0	0- 0	NON-CONFERENCE	0- 1	1- 1	7- 2				
4- 0	0- 0	0- 0	HOME	0- 0	1- 0	3- 0				
3- 3	0- 0	0- 0	AWAY	0- 1	0- 1	3- 1				
1- 1	0- 0	0- 0	NEUTRAL	0- 0	0- 0	1- 1				
1- 1	0- 0	0- 0	CONFERENCE	0- 1	0- 0	1- 0				
1- 0	0- 0	0- 0	HOME	0- 0	0- 0	1- 0				
0- 1	0- 0	0- 0	AWAY	0- 1	0- 0	0- 0				
0- 0	0- 0	0- 0	NEUTRAL	0- 0	0- 0	0- 0				

RPI 1-25				RPI 26-50				RPI 51-100				RPI 101+				Team's RPI: 174
RPI	S	Opponent	Score	RPI	S	Opponent	Score	RPI	S	Opponent	Score	RPI	S	Opponent	Score	
								54	A	Albany (NY)	53 66	124	A	Xavier	66 71	
								89	A	Dartmouth	49 57	150	H	Boston U.	72 57	
												158	A	Boston College	55 64	
												184	N	La Salle	51 59	
												190	H	Northeastern	65 50	
												228	A	Sacred Heart	74 47	
												240	H	Manhattan	68 55	
												245	N	Fairfield	71 61	
												298	A	Wagner	65 53	
												306	H	Cornell	48 45	
												316	A	Bryant	74 65	
												345	H	UMBC	56 51	
LAST 12 Division I GAMES:																
				89	A	Dartmouth	49 57	54	A	Albany (NY)	53 66					
				190	H	Northeastern	65 50	345	H	UMBC	56 51					
				245	N	Fairfield	71 61	306	H	Cornell	48 45					
				184	N	La Salle	51 59	228	A	Sacred Heart	74 47					
				316	A	Bryant	74 65	158	A	Boston College	55 64					
				298	A	Wagner	65 53	240	H	Manhattan	68 55					

Non-Div I Games: Colby-Sawyer 64 40

New Hampshire

Average RPI Win:	246	WON-LOST	WINNING	LAST 10	STRENGTH OF	OPP. STRENGTH	TEAM	ADJ.	CONF.	ADJ CONF.
Average RPI Loss:	157	RECORD	PCT. RANK	GAMES	SCHEDULE	OF SCHEDULE	RPI	RPI	RPI	RPI
DIV. I ONLY	9- 4	74	7- 3	322	245	175	175	21	21	
DIV. I NON-CONF.	8- 4	87	8- 3	329	286	196	196	22	22	

TOTALS	RPI 1-25	RPI 26-50	W-L RECORDS	RPI 51-100	RPI 101-150	RPI 150+				
9- 4	0- 0	0- 0	OVERALL	2- 0	0- 2	7- 2				
3- 1	0- 0	0- 0	HOME	1- 0	0- 1	2- 0				
5- 2	0- 0	0- 0	AWAY	1- 0	0- 0	4- 2				
1- 1	0- 0	0- 0	NEUTRAL	0- 0	0- 1	1- 0				
8- 4	0- 0	0- 0	NON-CONFERENCE	1- 0	0- 2	7- 2				
3- 1	0- 0	0- 0	HOME	1- 0	0- 1	2- 0				
4- 2	0- 0	0- 0	AWAY	0- 0	0- 0	4- 2				
1- 1	0- 0	0- 0	NEUTRAL	0- 0	0- 1	1- 0				
1- 0	0- 0	0- 0	CONFERENCE	1- 0	0- 0	0- 0				
0- 0	0- 0	0- 0	HOME	0- 0	0- 0	0- 0				
1- 0	0- 0	0- 0	AWAY	1- 0	0- 0	0- 0				
0- 0	0- 0	0- 0	NEUTRAL	0- 0	0- 0	0- 0				

RPI 1-25				RPI 26-50				RPI 51-100				RPI 101+				Team's RPI: 175
RPI	S	Opponent	Score	RPI	S	Opponent	Score	RPI	S	Opponent	Score	RPI	S	Opponent	Score	
								86	A	Maine	66 62	139	N	Tulsa	55	60
								89	H	Dartmouth	80 64	142	H	Yale	69	73
												151	A	Bucknell	59	64
												163	H	Penn	77	72
												194	A	Army West Point	61	73
												292	N	UMES	68	51
												293	A	Rider	76	54
												306	A	Cornell	66	58
												316	A	Bryant	55	47
												326	A	Southern Utah	72	66
												346	H	NJIT	67	36
LAST 12 Division I GAMES:																
142	H	Yale	69	73	86	A	Maine	66	62							
151	A	Bucknell	59	64	89	H	Dartmouth	80	64							
292	N	UMES	68	51	293	A	Rider	76	54							
139	N	Tulsa	55	60	306	A	Cornell	66	58							
326	A	Southern Utah	72	66	346	H	NJIT	67	36							
163	H	Penn	77	72	316	A	Bryant	55	47							

Non-Div I Games: SUNY Cortland 90 36

Binghamton

Average RPI Win:	202	WON-LOST	WINNING	LAST 10	STRENGTH OF	OPP. STRENGTH	TEAM	ADJ.	CONF.	ADJ CONF.
Average RPI Loss:	122	RECORD	PCT. RANK	GAMES	SCHEDULE	OF SCHEDULE	RPI	RPI	RPI	RPI
DIV. I ONLY	5- 9	244	3- 6	90	140	176	176	19	19	
DIV. I NON-CONF.	3- 7	253	2- 5	57	138	175	175	17	17	

TOTALS	RPI 1-25	RPI 26-50	W-L RECORDS	RPI 51-100	RPI 101-150	RPI 150+				
5- 9	0- 2	0- 1	OVERALL	0- 1	1- 2	4- 3				
2- 4	0- 0	0- 1	HOME	0- 1	0- 1	2- 1				
3- 4	0- 0	0- 0	AWAY	0- 0	1- 0	2- 0				
0- 1	0- 0	0- 0	NEUTRAL	0- 0	0- 1	0- 0				
3- 7	0- 2	0- 0	NON-CONFERENCE	0- 1	1- 2	2- 2				
1- 3	0- 0	0- 0	HOME	0- 1	0- 1	1- 1				
2- 3	0- 2	0- 0	AWAY	0- 0	1- 0	1- 1				
0- 1	0- 0	0- 0	NEUTRAL	0- 0	0- 1	0- 0				
2- 2	0- 0	0- 1	CONFERENCE	0- 0	0- 0	2- 1				
1- 1	0- 0	0- 1	HOME	0- 0	0- 0	1- 0				
1- 1	0- 0	0- 0	AWAY	0- 0	0- 0	1- 1				
0- 0	0- 0	0- 0	NEUTRAL	0- 0	0- 0	0- 0				

RPI 1-25				RPI 26-50				RPI 51-100				RPI 101+				Team's RPI: 176
RPI	S	Opponent	Score	RPI	S	Opponent	Score	RPI	S	Opponent	Score	RPI	S	Opponent	Score	
5	A	Ohio St.	56 99	45	H	Northern Colo.	72 78	96	H	Wyoming	64 70	113	N	TCU	76 86	
19	A	Arizona St.	33 77									126	H	Washington	69 81	
												145	A	Colorado St.	83 69	
												170	A	Portland St.	101 90	
												185	H	North Dakota	80 75	
												208	A	CSUN	80 75	
												222	H	Seattle U	60 68	
												231	A	Abilene Christian	72 82	
												239	A	Sacramento St.	64 79	
												304	H	Cal St. Fullerton	80 60	
LAST 12 Division I GAMES:																
				96	H	Wyoming	64 70	170	A	Portland St.	101 90					
				304	H	Cal St. Fullerton	80 60	239	A	Sacramento St.	64 79					
				126	H	Washington	69 81	45	H	Northern Colo.	72 78					
				113	N	TCU	76 86	185	H	North Dakota	80 75					
				208	A	CSUN	80 75	19	A	Arizona St.	33 77					
				231	A	Abilene Christian	72 82	222	H	Seattle U	60 68					

Non-Div I Games: Eastern Ore. 84 70

Idaho

Average RPI Win: 252		WON-LOST	WINNING	LAST 10	STRENGTH OF	OPP. STRENGTH	TEAM	ADJ.	CONF.	ADJ CONF.
Average RPI Loss: 76		RECORD	PCT. RANK	GAMES	SCHEDULE	OF SCHEDULE	RPI	RPI	RPI	RPI
DIV. I ONLY		8- 8	166	3- 7	108	177	177	177	1	1
DIV. I NON-CONF.		8- 5	111	5- 4	161	256	168	168	2	2

TOTALS		RPI 1-25	RPI 26-50	W-L RECORDS		RPI 51-100	RPI 101-150	RPI 150+		
8- 8		0- 0	0- 2	OVERALL		0- 5	0- 0	8- 1		
7- 4		0- 0	0- 0	HOME		0- 3	0- 0	7- 1		
1- 4		0- 0	0- 2	AWAY		0- 2	0- 0	1- 0		
0- 0		0- 0	0- 0	NEUTRAL		0- 0	0- 0	0- 0		
8- 5		0- 0	0- 1	NON-CONFERENCE		0- 3	0- 0	8- 1		
7- 3		0- 0	0- 0	HOME		0- 2	0- 0	7- 1		
1- 2		0- 0	0- 1	AWAY		0- 1	0- 0	1- 0		
0- 0		0- 0	0- 0	NEUTRAL		0- 0	0- 0	0- 0		
0- 3		0- 0	0- 1	CONFERENCE		0- 2	0- 0	0- 0		
0- 1		0- 0	0- 0	HOME		0- 1	0- 0	0- 0		
0- 2		0- 0	0- 1	AWAY		0- 1	0- 0	0- 0		
0- 0		0- 0	0- 0	NEUTRAL		0- 0	0- 0	0- 0		

RPI 1-25				RPI 26-50				RPI 51-100				RPI 101+				Team's RPI: 177	
RPI	S	Opponent	Score	RPI	S	Opponent	Score	RPI	S	Opponent	Score	RPI	S	Opponent	Score		
				26	A	West Virginia	52 73	59	A	Fordham	55 58	151	H	Bucknell	57 39		
				50	A	Virginia	50 62	69	H	Penn St.	48 59	152	H	Wisconsin	57 58		
								76	H	Duquesne	53 66	193	H	Arkansas St.	87 47		
								78	H	Wake Forest	49 58	196	A	Cincinnati	66 46		
								97	A	North Carolina	67 68	265	H	UNCW	74 55		
												281	H	Youngstown St.	66 58		
												289	H	Towson	81 63		
												306	H	Cornell	51 39		
												333	H	Chicago St.	87 49		
LAST 12 Division I GAMES:																	
				265	H	UNCW	74 55	97	A	North Carolina	67 68						
				26	A	West Virginia	52 73	78	H	Wake Forest	49 58						
				59	A	Fordham	55 58	333	H	Chicago St.	87 49						
				152	H	Wisconsin	57 58	50	A	Virginia	50 62						
				193	H	Arkansas St.	87 47	151	H	Bucknell	57 39						
				196	A	Cincinnati	66 46	69	H	Penn St.	48 59						

Non-Div I Games:

Pittsburgh

Average RPI	Win:	240	WON-LOST	WINNING	LAST 10	STRENGTH OF	OPP. STRENGTH	TEAM	ADJ.	CONF.	ADJ CONF.
Average RPI	Loss:	120	RECORD	PCT. RANK	GAMES	SCHEDULE	OF SCHEDULE	RPI	RPI	RPI	RPI
DIV. I ONLY		7- 8		187	2- 8	189	184	178	178	12	12
DIV. I NON-CONF.		5- 7		212	2- 7	166	164	177	177	12	12

TOTALS	RPI 1-25		RPI 26-50		W-L RECORDS	RPI 51-100		RPI 101-150		RPI 150+	
7- 8	0- 1		0- 1		OVERALL	0- 2		1- 1		6- 3	
3- 3	0- 0		0- 0		HOME	0- 2		0- 0		3- 1	
4- 4	0- 1		0- 0		AWAY	0- 0		1- 1		3- 2	
0- 1	0- 0		0- 1		NEUTRAL	0- 0		0- 0		0- 0	
5- 7	0- 1		0- 1		NON-CONFERENCE	0- 1		1- 1		4- 3	
2- 2	0- 0		0- 0		HOME	0- 1		0- 0		2- 1	
3- 4	0- 1		0- 0		AWAY	0- 0		1- 1		2- 2	
0- 1	0- 0		0- 1		NEUTRAL	0- 0		0- 0		0- 0	
2- 1	0- 0		0- 0		CONFERENCE	0- 1		0- 0		2- 0	
1- 1	0- 0		0- 0		HOME	0- 1		0- 0		1- 0	
1- 0	0- 0		0- 0		AWAY	0- 0		0- 0		1- 0	
0- 0	0- 0		0- 0		NEUTRAL	0- 0		0- 0		0- 0	

RPI 1-25				RPI 26-50				RPI 51-100				RPI 101+ Team's RPI: 178			
RPI	S	Opponent	Score	RPI	S	Opponent	Score	RPI	S	Opponent	Score	RPI	S	Opponent	Score
13	A	Villanova	44 79	34	N	Princeton	54 63	63	H	Drexel	58 65	104	A	James Madison	73 66
								77	H	Dayton	59 65	133	A	Temple	66 69
												151	A	Bucknell	77 53
												163	H	Penn	50 57
												186	A	Florida	51 71
												189	A	Niagara	93 69
												229	A	St. Bonaventure	70 64
												289	A	Towson	66 90
												323	H	VCU	79 41
												341	H	Eastern Ill.	80 62
												342	H	Saint Peter's	87 58

LAST 12 Division I GAMES:															
163	H	Penn	50 57	77	H	Dayton	59 65								
289	A	Towson	66 90	229	A	St. Bonaventure	70 64								
13	A	Villanova	44 79	323	H	VCU	79 41								
133	A	Temple	66 69	186	A	Florida	51 71								
342	H	Saint Peter's	87 58	34	N	Princeton	54 63								
341	H	Eastern Ill.	80 62	63	H	Drexel	58 65								

Non-Div I Games:

Saint Joseph's

Average RPI Win:	250	WON-LOST	WINNING	LAST 10	STRENGTH OF	OPP. STRENGTH	TEAM	ADJ.	CONF.	ADJ CONF.
Average RPI Loss:	167	RECORD	PCT. RANK	GAMES	SCHEDULE	OF SCHEDULE	RPI	RPI	RPI	RPI
DIV. I ONLY	7- 5	126	4- 5	321	194	179	179	19	19	
DIV. I NON-CONF.	6- 3	87	4- 3	301	128	106	106	17	17	

TOTALS	RPI 1-25	RPI 26-50	W-L RECORDS	RPI 51-100	RPI 101-150	RPI 150+				
7- 5	0- 0	0- 1	OVERALL	0- 1	1- 0	6- 3				
1- 1	0- 0	0- 0	HOME	0- 0	0- 0	1- 1				
6- 4	0- 0	0- 0	AWAY	0- 0	1- 0	5- 0				
0- 0	0- 0	0- 0	NEUTRAL	0- 0	0- 0	0- 0				
6- 3	0- 0	0- 1	NON-CONFERENCE	0- 1	1- 0	5- 1				
1- 0	0- 0	0- 0	HOME	0- 0	0- 0	1- 0				
5- 3	0- 0	0- 1	AWAY	0- 1	1- 0	4- 1				
0- 0	0- 0	0- 0	NEUTRAL	0- 0	0- 0	0- 0				
1- 2	0- 0	0- 0	CONFERENCE	0- 0	0- 0	1- 2				
0- 1	0- 0	0- 0	HOME	0- 0	0- 0	0- 1				
1- 1	0- 0	0- 0	AWAY	0- 0	0- 0	1- 1				
0- 0	0- 0	0- 0	NEUTRAL	0- 0	0- 0	0- 0				

RPI 1-25				RPI 26-50				RPI 51-100				RPI 101+				Team's RPI: 179
RPI	S	Opponent	Score	RPI	S	Opponent	Score	RPI	S	Opponent	Score	RPI	S	Opponent	Score	
				42	A	Washington St.	55 72	96	A	Wyomi ng	53 61	126	A	Washi ngton	79 59	
												172	H	Weber St.	70 76	
												198	A	Pepperdi ne	74 80	
												203	A	Hawai i	64 62	
												222	A	Seattle U	74 69	
												223	A	UC Irvine	78 72	
												318	A	Northern Ariz.	75 55	
												321	H	Utah St.	64 44	
												326	A	Southern Utah	70 76	
												338	A	Utah Valley	70 58	
LAST 12 Division I GAMES:																
				42	A	Washington St.	55 72	318	A	Northern Ariz.	75 55					
				321	H	Utah St.	64 44	326	A	Southern Utah	70 76					
				198	A	Pepperdi ne	74 80	172	H	Weber St.	70 76					
				223	A	UC Irvine	78 72	338	A	Utah Valley	70 58					
				126	A	Washington	79 59	203	A	Hawai i	64 62					
				222	A	Seattle U	74 69	96	A	Wyomi ng	53 61					

Non-Div I Games: Westminster (UT) 83 45 Col. of Idaho 89 32

Idaho St.

Average RPI	Win: 256	WON-LOST	WINNING	LAST 10	STRENGTH OF	OPP. STRENGTH	TEAM	ADJ.	CONF.	ADJ CONF.
Average RPI	Loss: 93	RECORD	PCT. RANK	GAMES	SCHEDULE	OF SCHEDULE	RPI	RPI	RPI	RPI
DIV. I ONLY	6- 9	222	4- 6	113	148	180	180	18	18	
DIV. I NON-CONF.	4- 9	249	3- 7	64	123	193	193	19	19	

TOTALS	RPI 1-25	RPI 26-50	W-L RECORDS	RPI 51-100	RPI 101-150	RPI 150+				
6- 9	0- 2	0- 1	OVERALL	1- 3	0- 0	5- 3				
4- 2	0- 1	0- 0	HOME	1- 1	0- 0	3- 0				
2- 5	0- 0	0- 0	AWAY	0- 2	0- 0	2- 3				
0- 2	0- 1	0- 1	NEUTRAL	0- 0	0- 0	0- 0				
4- 9	0- 2	0- 1	NON-CONFERENCE	1- 3	0- 0	3- 3				
3- 2	0- 1	0- 0	HOME	1- 1	0- 0	2- 0				
1- 5	0- 0	0- 0	AWAY	0- 2	0- 0	1- 3				
0- 2	0- 1	0- 1	NEUTRAL	0- 0	0- 0	0- 0				
2- 0	0- 0	0- 0	CONFERENCE	0- 0	0- 0	2- 0				
1- 0	0- 0	0- 0	HOME	0- 0	0- 0	1- 0				
1- 0	0- 0	0- 0	AWAY	0- 0	0- 0	1- 0				
0- 0	0- 0	0- 0	NEUTRAL	0- 0	0- 0	0- 0				

RPI	S	Opponent	Score	RPI	S	Opponent	Score	RPI	S	Opponent	Score	RPI	S	Opponent	Score	Team's RPI: 180
7	H	Rutgers	54 77	46	N	South Dakota St.	70 71	64	A	Arkansas	72 73	152	A	Wisconsin	66 80	
14	N	Iowa	64 77					70	H	Mercer	74 90	157	A	Davidson	66 68	
								76	H	Duquesne	75 72	220	H	Southern Miss.	66 56	
								78	A	Wake Forest	69 71	252	A	East Carolina	55 58	
												288	A	UNC Asheville	51 47	
												307	H	Coppin St.	78 49	
												315	A	Old Dominion	63 60	
												327	H	South Carolina St.	64 49	

LAST 12 Division I GAMES:																
64	A	Arkansas	72 73	315	A	Old Dominion	63 60	220	H	Southern Miss.	66 56	70	H	Mercer	74 90	
307	H	Coppin St.	78 49	327	H	South Carolina St.	64 49	157	A	Davidson	66 68	78	A	Wake Forest	69 71	
252	A	East Carolina	55 58													
46	N	South Dakota St.	70 71													
14	N	Iowa	64 77													
288	A	UNC Asheville	51 47													

Non-Div I Games:

Charlotte

Average RPI Win:	241	WON-LOST	WINNING	LAST 10	STRENGTH OF	OPP. STRENGTH	TEAM	ADJ.	CONF.	ADJ CONF.
Average RPI Loss:	111	RECORD	PCT. RANK	GAMES	SCHEDULE	OF SCHEDULE	RPI	RPI	RPI	RPI
DIV. I ONLY	7- 7	166	4- 5	221	168	181	181	23	23	
DIV. I NON-CONF.	4- 6	215	2- 5	97	182	155	155	21	21	

TOTALS	RPI 1-25	RPI 26-50	W-L RECORDS	RPI 51-100	RPI 101-150	RPI 150+				
7- 7	0- 0	0- 1	OVERALL	0- 2	0- 3	7- 1				
2- 3	0- 0	0- 1	HOME	0- 0	0- 2	2- 0				
5- 2	0- 0	0- 0	AWAY	0- 0	0- 0	5- 0				
0- 2	0- 0	0- 0	NEUTRAL	0- 2	0- 0	0- 0				
4- 6	0- 0	0- 1	NON-CONFERENCE	0- 2	0- 2	4- 1				
1- 2	0- 0	0- 1	HOME	0- 0	0- 1	1- 0				
3- 2	0- 0	0- 0	AWAY	0- 0	0- 1	3- 1				
0- 2	0- 0	0- 0	NEUTRAL	0- 2	0- 0	0- 0				
3- 1	0- 0	0- 0	CONFERENCE	0- 0	0- 1	3- 0				
1- 1	0- 0	0- 0	HOME	0- 0	0- 1	1- 0				
2- 0	0- 0	0- 0	AWAY	0- 0	0- 0	2- 0				
0- 0	0- 0	0- 0	NEUTRAL	0- 0	0- 0	0- 0				

RPI 1-25				RPI 26-50				RPI 51-100				RPI 101+				Team's RPI: 181	
RPI	S	Opponent	Score	RPI	S	Opponent	Score	RPI	S	Opponent	Score	RPI	S	Opponent	Score		
				37	H	Western Ky.	49 75					107	A	UAB	66 76		
								54	N	Albany (NY)	57 68	118	H	Drake	64 75		
								88	N	Miami (FL)	65 75	131	H	SIUE	53 57		
												160	H	UNI	60 53		
												165	A	Memphis	68 56		
												168	A	Southeast Mo. St.	79 74		
												241	A	Morehead St.	81 85		
												248	H	UT Martin	84 72		
												285	A	Indiana St.	64 45		
												317	A	Marshall	64 59		
												347	A	Evansville	74 62		
LAST 12 Division I GAMES:																	
				37	H	Western Ky.	49 75					118	H	Drake	64 75		
				317	A	Marshall	64 59					160	H	UNI	60 53		
				241	A	Morehead St.	81 85					285	A	Indiana St.	64 45		
				131	H	SIUE	53 57					347	A	Evansville	74 62		
				168	A	Southeast Mo. St.	79 74					88	N	Miami (FL)	65 75		
				165	A	Memphis	68 56					54	N	Albany (NY)	57 68		

Non-Div I Games: Martin Methodist 60 50

Southern Ill.

Average RPI Win:	270	WON-LOST	WINNING	LAST 10	STRENGTH OF	OPP. STRENGTH	TEAM	ADJ.	CONF.	ADJ CONF.
Average RPI Loss:	63	RECORD	PCT. RANK	GAMES	SCHEDULE	OF SCHEDULE	RPI	RPI	RPI	RPI
DIV. I ONLY	8- 8	166	4- 5	212	84	182	182	16	16	
DIV. I NON-CONF.	6- 8	209	2- 7	141	64	165	165	16	16	
<hr/>										
TOTALS	RPI 1-25	RPI 26-50	W-L RECORDS	RPI 51-100	RPI 101-150	RPI 150+				
8- 8	0- 2	0- 4	OVERALL	1- 1	0- 0	7- 1				
5- 2	0- 0	0- 1	HOME	1- 0	0- 0	4- 1				
3- 3	0- 1	0- 2	AWAY	0- 0	0- 0	3- 0				
0- 3	0- 1	0- 1	NEUTRAL	0- 1	0- 0	0- 0				
6- 8	0- 2	0- 4	NON-CONFERENCE	1- 1	0- 0	5- 1				
3- 2	0- 0	0- 1	HOME	1- 0	0- 0	2- 1				
3- 3	0- 1	0- 2	AWAY	0- 0	0- 0	3- 0				
0- 3	0- 1	0- 1	NEUTRAL	0- 1	0- 0	0- 0				
2- 0	0- 0	0- 0	CONFERENCE	0- 0	0- 0	2- 0				
2- 0	0- 0	0- 0	HOME	0- 0	0- 0	2- 0				
0- 0	0- 0	0- 0	AWAY	0- 0	0- 0	0- 0				
0- 0	0- 0	0- 0	NEUTRAL	0- 0	0- 0	0- 0				

RPI 1-25				RPI 26-50				RPI 51-100				RPI 101+ Team's RPI: 182			
RPI	S	Opponent	Score	RPI	S	Opponent	Score	RPI	S	Opponent	Score	RPI	S	Opponent	Score
2	N	Notre Dame	46 77	28	A	Houston	69 88	68	N	Western Mich.	79 87	196	H	Cincinnati	87 77
12	A	Tennessee	49 87	36	A	NC State	58 70	76	H	Duquesne	81 77	273	H	Northern Ky.	45 57
				40	H	Michigan St.	74 83					274	H	UNCG	60 52
				42	N	Washington St.	76 80					276	A	Appalachian St.	70 57
												330	H	Tennessee Tech	74 55
												331	H	Western Caro.	66 50
												335	A	Murray St.	96 68
												344	A	Winthrop	74 63
<hr/>															
LAST 12 Division I GAMES:															
344	A	Winthrop	74 63	274	H	UNCG	60 52	331	H	Western Caro.	66 50	273	H	Northern Ky.	45 57
335	A	Murray St.	96 68	68	N	Western Mich.	79 87	40	H	Michigan St.	74 83	36	A	NC State	58 70
68	N	Western Mich.	79 87	42	N	Washington St.	76 80	28	A	Houston	69 88				
2	N	Notre Dame	46 77												
76	H	Duquesne	81 77												

Non-Div I Games: North Greenville 90 67

ETSU

Average RPI Win:	227	WON-LOST	WINNING	LAST 10	STRENGTH OF	OPP. STRENGTH	TEAM	ADJ.	CONF.	ADJ CONF.
Average RPI Loss:	98	RECORD	PCT. RANK	GAMES	SCHEDULE	OF SCHEDULE	RPI	RPI	RPI	RPI
DIV. I ONLY	6- 8	211	6- 4	142	102	183	183	23	23	
DIV. I NON-CONF.	3- 7	253	3- 5	34	85	182	182	21	21	
<hr/>										
TOTALS	RPI 1-25	RPI 26-50	W-L RECORDS	RPI 51-100	RPI 101-150	RPI 150+				
6- 8	0- 3	0- 0	OVERALL	0- 1	0- 2	6- 2				
4- 2	0- 1	0- 0	HOME	0- 0	0- 1	4- 0				
2- 4	0- 1	0- 0	AWAY	0- 1	0- 1	2- 1				
0- 2	0- 1	0- 0	NEUTRAL	0- 0	0- 0	0- 1				
3- 7	0- 3	0- 0	NON-CONFERENCE	0- 1	0- 1	3- 2				
3- 1	0- 1	0- 0	HOME	0- 0	0- 0	3- 0				
0- 4	0- 1	0- 0	AWAY	0- 1	0- 1	0- 1				
0- 2	0- 1	0- 0	NEUTRAL	0- 0	0- 0	0- 1				
3- 1	0- 0	0- 0	CONFERENCE	0- 0	0- 1	3- 0				
1- 1	0- 0	0- 0	HOME	0- 0	0- 1	1- 0				
2- 0	0- 0	0- 0	AWAY	0- 0	0- 0	2- 0				
0- 0	0- 0	0- 0	NEUTRAL	0- 0	0- 0	0- 0				

RPI	S	Opponent	Score
15	H	Missouri	59 69
20	N	Baylor	58 100
23	A	Ball St.	58 70

RPI	S	Opponent	Score
-----	---	----------	-------

RPI	S	Opponent	Score
81	A	Alabama	61 65

RPI	S	Opponent	Score
118	H	Drake	68 80
147	A	Little Rock	51 63
160	H	UNI	62 52
163	N	Penn	60 65
167	H	Northwestern	90 59
188	H	Oral Roberts	76 66
215	A	Wichita St.	58 72
215	H	Wichita St.	94 71
285	A	Indiana St.	77 63
347	A	Evansville	95 65

LAST 12 Division I GAMES:

188	H	Oral Roberts	76	66	160	H	UNI	62	52
215	H	Wichita St.	94	71	118	H	Drake	68	80
147	A	Little Rock	51	63	347	A	Evansville	95	65
215	A	Wichita St.	58	72	285	A	Indiana St.	77	63
163	N	Penn	60	65	81	A	Alabama	61	65
20	N	Baylor	58	100	167	H	Northwestern	90	59

Non-Div I Games: Central Mo. 62 36

Missouri St.

Average RPI Win:	214	WON-LOST	WINNING	LAST 10	STRENGTH OF	OPP. STRENGTH	TEAM	ADJ.	CONF.	ADJ CONF.
Average RPI Loss:	133	RECORD	PCT. RANK	GAMES	SCHEDULE	OF SCHEDULE	RPI	RPI	RPI	RPI
DIV. I ONLY	5- 10	255	3- 7	77	235	184	184	12	12	
DIV. I NON-CONF.	5- 7	212	4- 5	102	217	153	153	12	12	

TOTALS	RPI 1-25	RPI 26-50	W-L RECORDS	RPI 51-100	RPI 101-150	RPI 150+				
5- 10	0- 1	0- 0	OVERALL	0- 3	0- 2	5- 4				
1- 5	0- 1	0- 0	HOME	0- 1	0- 2	1- 1				
3- 5	0- 0	0- 0	AWAY	0- 2	0- 0	3- 3				
1- 0	0- 0	0- 0	NEUTRAL	0- 0	0- 0	1- 0				
5- 7	0- 1	0- 0	NON-CONFERENCE	0- 2	0- 1	5- 3				
1- 3	0- 1	0- 0	HOME	0- 0	0- 1	1- 1				
3- 4	0- 0	0- 0	AWAY	0- 2	0- 0	3- 2				
1- 0	0- 0	0- 0	NEUTRAL	0- 0	0- 0	1- 0				
0- 3	0- 0	0- 0	CONFERENCE	0- 1	0- 1	0- 1				
0- 2	0- 0	0- 0	HOME	0- 1	0- 1	0- 0				
0- 1	0- 0	0- 0	AWAY	0- 0	0- 0	0- 1				
0- 0	0- 0	0- 0	NEUTRAL	0- 0	0- 0	0- 0				

RPI 1-25				RPI 26-50				RPI 51-100				RPI 101+ Team's RPI: 184			
RPI	S	Opponent	Score	RPI	S	Opponent	Score	RPI	S	Opponent	Score	RPI	S	Opponent	Score
13	H	Villanova	49 76					63	A	Drexel	54 79	115	H	George Mason	56 69
								67	A	American	48 66	133	H	Temple	52 69
								77	H	Dayton	47 76	152	A	Wisconsin	60 71
												163	H	Penn	66 59
												174	N	New Hampshire	59 51
												202	A	Lehigh	69 61
												206	A	North Texas	44 70
												212	A	Richmond	51 77
												235	A	Lafayette	74 47
												293	H	Rider	55 76
												296	A	Delaware St.	71 48
LAST 12 Division I GAMES:															
293	H	Rider	55 76	212	A	Richmond	51 77								
152	A	Wisconsin	60 71	115	H	George Mason	56 69								
163	H	Penn	66 59	77	H	Dayton	47 76								
202	A	Lehigh	69 61	13	H	Villanova	49 76								
174	N	New Hampshire	59 51	296	A	Delaware St.	71 48								
133	H	Temple	52 69	206	A	North Texas	44 70								

Non-Div I Games:

La Salle

Average RPI Win:	219	WON-LOST	WINNING	LAST 10	STRENGTH OF	OPP. STRENGTH	TEAM	ADJ.	CONF.	ADJ CONF.
Average RPI Loss:	128	RECORD	PCT. RANK	GAMES	SCHEDULE	OF SCHEDULE	RPI	RPI	RPI	RPI
DIV. I ONLY	6- 7	198	3- 5	202	161	185	185	19	19	
DIV. I NON-CONF.	5- 4	146	4- 2	125	126	83	83	17	17	

TOTALS	RPI 1-25	RPI 26-50	W-L RECORDS	RPI 51-100	RPI 101-150	RPI 150+				
6- 7	0- 1	0- 1	OVERALL	0- 2	1- 0	5- 3				
4- 1	0- 0	0- 0	HOME	0- 0	0- 0	4- 1				
1- 6	0- 1	0- 1	AWAY	0- 2	0- 0	1- 2				
1- 0	0- 0	0- 0	NEUTRAL	0- 0	1- 0	0- 0				
5- 4	0- 1	0- 1	NON-CONFERENCE	0- 2	1- 0	4- 0				
3- 0	0- 0	0- 0	HOME	0- 0	0- 0	3- 0				
1- 4	0- 1	0- 1	AWAY	0- 2	0- 0	1- 0				
1- 0	0- 0	0- 0	NEUTRAL	0- 0	1- 0	0- 0				
1- 3	0- 0	0- 0	CONFERENCE	0- 0	0- 0	1- 3				
1- 1	0- 0	0- 0	HOME	0- 0	0- 0	1- 1				
0- 2	0- 0	0- 0	AWAY	0- 0	0- 0	0- 2				
0- 0	0- 0	0- 0	NEUTRAL	0- 0	0- 0	0- 0				

RPI 1-25				RPI 26-50				RPI 51-100				RPI 101+ Team's RPI: 185			
RPI	S	Opponent	Score	RPI	S	Opponent	Score	RPI	S	Opponent	Score	RPI	S	Opponent	Score
20	A	Bayl or	43 105	46	A	South Dakota St.	52 66	79	A	Oregon St.	55 65	128	N	Lamar Universi ty	73 70
								100	A	South Dakota	71 76	160	H	UNI	80 72
												176	A	Idaho	75 80
												210	H	Montana St.	79 70
												214	A	Eastern Wash.	70 74
												258	H	Montana	43 54
												266	H	North Dakota St.	79 68
												270	A	UTSA	60 47
												279	H	Massachusetts	82 52

LAST 12 Division I GAMES:															
20	A	Bayl or	43 105	210	H	Montana St.	79 70	258	H	Montana	43 54				
160	H	UNI	80 72	214	A	Eastern Wash.	70 74	176	A	Idaho	75 80				
270	A	UTSA	60 47	100	A	South Dakota	71 76	266	H	North Dakota St.	79 68				
128	N	Lamar Universi ty	73 70												
279	H	Massachusetts	82 52												
46	A	South Dakota St.	52 66												

Non-Div I Games: Mayville St. 82 54 Southwest Minn. St. 85 62

North Dakota

Average RPI Win:	221	WON-LOST	WINNING	LAST 10	STRENGTH OF	OPP. STRENGTH	TEAM	ADJ.	CONF.	ADJ CONF.
Average RPI Loss:	87	RECORD	PCT. RANK	GAMES	SCHEDULE	OF SCHEDULE	RPI	RPI	RPI	RPI
DIV. I ONLY	8- 8	166	5- 5	138	99	186	186	2	2	
DIV. I NON-CONF.	8- 5	111	6- 3	206	97	179	179	1	1	

TOTALS	RPI 1-25	RPI 26-50	W-L RECORDS	RPI 51-100	RPI 101-150	RPI 150+				
8- 8	0- 2	1- 0	OVERALL	0- 3	1- 2	6- 1				
5- 5	0- 2	0- 0	HOME	0- 2	1- 0	4- 1				
1- 2	0- 0	1- 0	AWAY	0- 1	0- 1	0- 0				
2- 1	0- 0	0- 0	NEUTRAL	0- 0	0- 1	2- 0				
8- 5	0- 2	1- 0	NON-CONFERENCE	0- 1	1- 1	6- 1				
5- 4	0- 2	0- 0	HOME	0- 1	1- 0	4- 1				
1- 0	0- 0	1- 0	AWAY	0- 0	0- 0	0- 0				
2- 1	0- 0	0- 0	NEUTRAL	0- 0	0- 1	2- 0				
0- 3	0- 0	0- 0	CONFERENCE	0- 2	0- 1	0- 0				
0- 1	0- 0	0- 0	HOME	0- 1	0- 0	0- 0				
0- 2	0- 0	0- 0	AWAY	0- 1	0- 1	0- 0				
0- 0	0- 0	0- 0	NEUTRAL	0- 0	0- 0	0- 0				

RPI	S	Opponent	Score	RPI	S	Opponent	Score	RPI	S	Opponent	Score	RPI	S	Opponent	Score	Team's RPI: 186
5	H	Ohio St.	77 103	32	A	Oklahoma	80 61	81	H	Alabama	54 63	102	A	Ole Miss	75 78	
8	H	Florida St.	54 84					83	H	Chattanooga	60 65	119	H	Jacksonville	69 59	
								98	A	Auburn	55 84	129	N	Stetson	71 85	
												178	H	Saint Joseph's	71 51	
												193	H	Arkansas St.	69 70	
												212	N	Richmond	87 80	
												287	H	Georgia St.	82 66	
												296	H	Delaware St.	85 51	
												317	H	Marshall	74 69	
												324	N	Savannah St.	90 40	

LAST 12 Division I GAMES:																
317	H	Marshall	74 69	102	A	Ole Miss	75 78	81	H	Alabama	54 63	98	A	Auburn	55 84	
5	H	Ohio St.	77 103	83	H	Chattanooga	60 65	296	H	Delaware St.	85 51	178	H	Saint Joseph's	71 51	
32	A	Oklahoma	80 61	98	A	Auburn	55 84	178	H	Saint Joseph's	71 51	83	H	Chattanooga	60 65	
119	H	Jacksonville	69 59													
324	N	Savannah St.	90 40													
129	N	Stetson	71 85													

Non-Div I Games:

Florida

Average RPI Win: 247
Average RPI Loss: 118

WON-LOST
RECORD

WINNING
PCT. RANK

LAST 10
GAMES

STRENGTH OF
SCHEDULE

OPP. STRENGTH
OF SCHEDULE

TEAM
RPI

ADJ.
RPI

CONF.
RPI

ADJ CONF.
RPI

DIV. I ONLY	6- 6	166	4- 4	228	213	187	187	14	14
DIV. I NON-CONF.	6- 4	120	6- 2	283	206	171	171	14	14
<hr/>									
TOTALS	RPI 1-25	RPI 26-50	W-L RECORDS	RPI 51-100	RPI 101-150	RPI 150+			
6- 6	0- 0	0- 2	OVERALL	0- 1	0- 1	6- 2			
3- 2	0- 0	0- 1	HOME	0- 0	0- 0	3- 1			
3- 4	0- 0	0- 1	AWAY	0- 1	0- 1	3- 1			
0- 0	0- 0	0- 0	NEUTRAL	0- 0	0- 0	0- 0			
6- 4	0- 0	0- 1	NON-CONFERENCE	0- 1	0- 1	6- 1			
3- 1	0- 0	0- 1	HOME	0- 0	0- 0	3- 0			
3- 3	0- 0	0- 0	AWAY	0- 1	0- 1	3- 1			
0- 0	0- 0	0- 0	NEUTRAL	0- 0	0- 0	0- 0			
0- 2	0- 0	0- 1	CONFERENCE	0- 0	0- 0	0- 1			
0- 1	0- 0	0- 0	HOME	0- 0	0- 0	0- 1			
0- 1	0- 0	0- 1	AWAY	0- 0	0- 0	0- 0			
0- 0	0- 0	0- 0	NEUTRAL	0- 0	0- 0	0- 0			

RPI 1-25				RPI 26-50				RPI 51-100				RPI 101+ Team's RPI: 187			
RPI	S	Opponent	Score	RPI	S	Opponent	Score	RPI	S	Opponent	Score	RPI	S	Opponent	Score
				46	A	South Dakota St.	64 89	66	A	Kansas St.	60 81	110	A	Bradley	56 69
				49	H	Creighton	51 72					160	H	UNI	78 74
												188	H	Oral Roberts	53 82
												208	A	CSUN	68 60
												210	H	Montana St.	64 53
												246	A	CSU Bakersfield	43 52
												275	A	Wofford	64 60
												311	A	USC Upstate	69 66
												319	H	Florida A&M	78 73
<hr/>															
LAST 12 Division I GAMES:															
				275	A	Wofford	64 60	46	A	South Dakota St.	64 89				
				311	A	USC Upstate	69 66	188	H	Oral Roberts	53 82				
				319	H	Florida A&M	78 73	208	A	CSUN	68 60				
				210	H	Montana St.	64 53	246	A	CSU Bakersfield	43 52				
				66	A	Kansas St.	60 81	49	H	Creighton	51 72				
				110	A	Bradley	56 69	160	H	UNI	78 74				

Non-Div I Games: Graceland (IA) 96 69 St. Mary (NE) 81 58

Omaha

Loss, Non-Conf, S Site, H Home A Away N Neutral

Average RPI Win: 276		WON-LOST RECORD	WINNING PCT. RANK	LAST 10 GAMES	STRENGTH OF SCHEDULE	OPP. STRENGTH OF SCHEDULE	TEAM RPI	ADJ. RPI	CONF. RPI	ADJ. CONF. RPI
Average RPI Loss: 113										
DIV. I ONLY		9- 6	119	7- 3	324	199	188	188	14	14
DIV. I NON-CONF.		7- 5	131	7- 2	336	182	214	214	14	14
TOTALS		RPI 1-25	RPI 26-50	W-L RECORDS		RPI 51-100	RPI 101-150	RPI 150+		
9- 6	0- 0		0- 0	OVERALL		0- 2	1- 3	8- 1		
1- 1	0- 0		0- 0	HOME		0- 1	0- 0	1- 0		
4- 5	0- 0		0- 0	AWAY		0- 1	1- 3	3- 1		
4- 0	0- 0		0- 0	NEUTRAL		0- 0	0- 0	4- 0		
7- 5	0- 0		0- 0	NON-CONFERENCE		0- 2	1- 2	6- 1		
1- 1	0- 0		0- 0	HOME		0- 1	0- 0	1- 0		
2- 4	0- 0		0- 0	AWAY		0- 1	1- 2	1- 1		
4- 0	0- 0		0- 0	NEUTRAL		0- 0	0- 0	4- 0		
2- 1	0- 0		0- 0	CONFERENCE		0- 0	0- 1	2- 0		
0- 0	0- 0		0- 0	HOME		0- 0	0- 0	0- 0		
2- 1	0- 0		0- 0	AWAY		0- 0	0- 1	2- 0		
0- 0	0- 0		0- 0	NEUTRAL		0- 0	0- 0	0- 0		

RPI 1-25				RPI 26-50				RPI 51-100				RPI 101+				Team's RPI: 188	
RPI	S	Opponent	Score	RPI	S	Opponent	Score	RPI	S	Opponent	Score	RPI	S	Opponent	Score		
								51	A	Utah	50	71	113	A	TCU	58	72
								64	H	Arkansas	66	77	121	A	Western Ill.	49	56
													139	A	Tulsa	53	41
													143	A	UT Arlington	46	70
													183	A	Missouri St.	66	76
													187	A	Omaha	82	53
													242	A	UMKC	76	73
													301	N	Alcorn	76	52
													304	N	Cal St. Fullerton	60	50
													314	A	Fort Wayne	73	48
													332	N	Long Beach St.	64	58
													333	N	Chicago St.	73	43
													336	H	Houston Baptist	78	56
LAST 12 Division I GAMES:																	
				183	A	Missouri St.	66	76	121	A	Western Ill.	49	56				
				242	A	UMKC	76	73	314	A	Fort Wayne	73	48				
				304	N	Cal St. Fullerton	60	50	187	A	Omaha	82	53				
				332	N	Long Beach St.	64	58	51	A	Utah	50	71				
				139	A	Tulsa	53	41	333	N	Chicago St.	73	43				
				336	H	Houston Baptist	78	56	301	N	Alcorn	76	52				

Non-Div I Games:	Okl a. Panhandle	88	35
------------------	------------------	----	----

Oral Roberts

■ Loss, ■ Non-Conf, S Site, H Home A Away N Neutral

Average RPI Win:	190	WON-LOST	WINNING	LAST 10	STRENGTH OF	OPP. STRENGTH	TEAM	ADJ.	CONF.	ADJ CONF.
Average RPI Loss:	128	RECORD	PCT. RANK	GAMES	SCHEDULE	OF SCHEDULE	RPI	RPI	RPI	RPI
DIV. I ONLY	5- 10	255	5- 5	99	164	189	189	25	25	
DIV. I NON-CONF.	3- 8	267	3- 5	39	174	174	174	25	25	

TOTALS	RPI 1-25	RPI 26-50	W-L RECORDS	RPI 51-100	RPI 101-150	RPI 150+				
5- 10	0- 1	1- 1	OVERALL	0- 2	0- 2	4- 4				
2- 3	0- 0	1- 0	HOME	0- 1	0- 1	1- 1				
2- 6	0- 1	0- 1	AWAY	0- 1	0- 0	2- 3				
1- 1	0- 0	0- 0	NEUTRAL	0- 0	0- 1	1- 0				
3- 8	0- 1	1- 0	NON-CONFERENCE	0- 2	0- 2	2- 3				
1- 3	0- 0	1- 0	HOME	0- 1	0- 1	0- 1				
1- 4	0- 1	0- 0	AWAY	0- 1	0- 0	1- 2				
1- 1	0- 0	0- 0	NEUTRAL	0- 0	0- 1	1- 0				
2- 2	0- 0	0- 1	CONFERENCE	0- 0	0- 0	2- 1				
1- 0	0- 0	0- 0	HOME	0- 0	0- 0	1- 0				
1- 2	0- 0	0- 1	AWAY	0- 0	0- 0	1- 1				
0- 0	0- 0	0- 0	NEUTRAL	0- 0	0- 0	0- 0				

RPI	S	Opponent	Score	RPI	S	Opponent	Score	RPI	S	Opponent	Score	RPI	S	Opponent	Score	Team's RPI: 189
24	A	Maryl and	65 92	31	A	Qui nni pi ac	61 77	63	H	Drexel	65 66	111	H	Clevel and St.	61 70	
				38	H	Buffal o	75 62	85	A	Hartford	65 83	141	N	Loui si ana	52 68	
												169	A	Si ena	73 68	
												171	N	Loui si ana Tech	73 67	
												173	A	Oakl and	59 67	
												178	H	Sai nt Joseph' s	69 93	
												229	A	St. Bonaventure	58 76	
												243	A	Col gate	81 44	
												245	A	Fai rfi el d	53 59	
												329	H	I ona	73 59	

LAST 12 Di vi si on I GAMES:																
				63	H	Drexel	65 66	169	A	Si ena	73 68					
				85	A	Hartford	65 83	31	A	Qui nni pi ac	61 77					
				111	H	Clevel and St.	61 70	245	A	Fai rfi el d	53 59					
				171	N	Loui si ana Tech	73 67	329	H	I ona	73 59					
				141	N	Loui si ana	52 68	243	A	Col gate	81 44					
				173	A	Oakl and	59 67	38	H	Buffal o	75 62					

Non-Di v I Games:

Niagara

Average RPI	Win:	266	WON-LOST	WINNING	LAST 10	STRENGTH OF	OPP. STRENGTH	TEAM	ADJ.	CONF.	ADJ CONF.
Average RPI	Loss:	126	RECORD	PCT. RANK	GAMES	SCHEDULE	OF SCHEDULE	RPI	RPI	RPI	RPI
DIV. I ONLY		7- 8		187	4- 6	180	296	190	190	10	10
DIV. I NON-CONF.		5- 6		187	4- 4	191	306	205	205	11	11
<hr/>											
TOTALS	RPI 1-25		RPI 26-50		W-L RECORDS	RPI 51-100		RPI 101-150		RPI 150+	
7- 8	0- 0		0- 1		OVERALL	0- 2		0- 3		7- 2	
2- 3	0- 0		0- 0		HOME	0- 1		0- 2		2- 0	
4- 3	0- 0		0- 0		AWAY	0- 1		0- 1		4- 1	
1- 2	0- 0		0- 1		NEUTRAL	0- 0		0- 0		1- 1	
5- 6	0- 0		0- 1		NON-CONFERENCE	0- 1		0- 2		5- 2	
2- 2	0- 0		0- 0		HOME	0- 1		0- 1		2- 0	
2- 2	0- 0		0- 0		AWAY	0- 0		0- 1		2- 1	
1- 2	0- 0		0- 1		NEUTRAL	0- 0		0- 0		1- 1	
2- 2	0- 0		0- 0		CONFERENCE	0- 1		0- 1		2- 0	
0- 1	0- 0		0- 0		HOME	0- 0		0- 1		0- 0	
2- 1	0- 0		0- 0		AWAY	0- 1		0- 0		2- 0	
0- 0	0- 0		0- 0		NEUTRAL	0- 0		0- 0		0- 0	

RPI	S	Opponent	Score	RPI	S	Opponent	Score	RPI	S	Opponent	Score	RPI	S	Opponent	Score
28	N	Houston	64 72	73	A	El on	71 78	93	H	Harvard	69 79	104	H	James Madi son	57 60
												146	H	Provi dence	95 98
												150	A	Boston U.	73 74
												174	A	New Hampshi re	50 65
												192	H	Marist	78 72
												237	N	Illinoi s St.	55 65
												245	H	Fairfi eld	63 43
												264	N	New Mexico St.	65 64
												265	A	UNCW	54 47
												279	A	Massachusetts	64 54
												289	A	Towson	70 61
												328	A	Vermont	71 66
<hr/>															
LAST 12 Division I GAMES:															
328	A	Vermont	71 66	73	A	El on	71 78	265	A	UNCW	54 47	104	H	James Madi son	57 60
93	H	Harvard	69 79	237	N	Illinoi s St.	55 65	289	A	Towson	70 61	245	H	Fairfi eld	63 43
174	A	New Hampshi re	50 65	264	N	New Mexico St.	65 64								
28	N	Houston	64 72												
279	A	Massachusetts	64 54												
192	H	Marist	78 72												

Non-Div I Games:

Northeastern

Average RPI	Win:	255	WON-LOST	WINNING	LAST 10	STRENGTH OF	OPP. STRENGTH	TEAM	ADJ.	CONF.	ADJ CONF.
Average RPI	Loss:	117	RECORD	PCT. RANK	GAMES	SCHEDULE	OF SCHEDULE	RPI	RPI	RPI	RPI
DIV. I ONLY		7- 8		187	6- 3	196	197	192	192	25	25
DIV. I NON-CONF.		4- 8		239	3- 5	123	186	201	201	25	25
<hr/>											
TOTALS	RPI 1-25		RPI 26-50		W-L RECORDS	RPI 51-100		RPI 101-150		RPI 150+	
7- 8	0- 0		0- 1		OVERALL	0- 2		1- 3		6- 2	
4- 2	0- 0		0- 0		HOME	0- 1		0- 1		4- 0	
3- 4	0- 0		0- 0		AWAY	0- 0		1- 2		2- 2	
0- 2	0- 0		0- 1		NEUTRAL	0- 1		0- 0		0- 0	
4- 8	0- 0		0- 1		NON-CONFERENCE	0- 2		1- 3		3- 2	
2- 2	0- 0		0- 0		HOME	0- 1		0- 1		2- 0	
2- 4	0- 0		0- 0		AWAY	0- 0		1- 2		1- 2	
0- 2	0- 0		0- 1		NEUTRAL	0- 1		0- 0		0- 0	
3- 0	0- 0		0- 0		CONFERENCE	0- 0		0- 0		3- 0	
2- 0	0- 0		0- 0		HOME	0- 0		0- 0		2- 0	
1- 0	0- 0		0- 0		AWAY	0- 0		0- 0		1- 0	
0- 0	0- 0		0- 0		NEUTRAL	0- 0		0- 0		0- 0	

RPI 1-25				RPI 26-50				RPI 51-100				RPI 101+				Team's RPI: 192
RPI	S	Opponent	Score	RPI	S	Opponent	Score	RPI	S	Opponent	Score	RPI	S	Opponent	Score	
				48	N	Southern Cal i fornia	57 78	65	N	Purdue	47 61	101	H	Navy	70 77	
								89	H	Dartmouth	51 60	103	A	Seton Hall I	60 85	
												133	A	Temple	77 83	
												150	A	Boston U.	80 52	
												190	A	Northeastern	72 78	
												203	A	Hawai i	63 70	
												233	H	Holy Cross	85 74	
												240	H	Manhattan	65 40	
												268	H	Monmouth	69 46	
												279	A	Massachusetts	88 60	
												293	A	Ri der	80 69	
												320	H	Rhode Isl and	64 42	
<hr/>																
LAST 12 Division I GAMES:																
				320	H	Rhode Isl and	64 42	240	H	Manhattan	65 40					
				89	H	Dartmouth	51 60	268	H	Monmouth	69 46					
				103	A	Seton Hall I	60 85	293	A	Ri der	80 69					
				65	N	Purdue	47 61	279	A	Massachusetts	88 60					
				48	N	Southern Cal i fornia	57 78	133	A	Temple	77 83					
				203	A	Hawai i	63 70	150	A	Boston U.	80 52					

Non-Div I Games:

Marist

Average RPI Win:	263	WON-LOST	WINNING	LAST 10	STRENGTH OF	OPP. STRENGTH	TEAM	ADJ.	CONF.	ADJ CONF.
Average RPI Loss:	105	RECORD	PCT. RANK	GAMES	SCHEDULE	OF SCHEDULE	RPI	RPI	RPI	RPI
DIV. I ONLY	8- 7	153	6- 4	265	173	193	193	24	24	
DIV. I NON-CONF.	5- 6	187	4- 4	132	134	159	159	24	24	

TOTALS	RPI 1-25	RPI 26-50	W-L RECORDS	RPI 51-100	RPI 101-150	RPI 150+				
8- 7	0- 0	0- 1	OVERALL	0- 2	1- 3	7- 1				
5- 2	0- 0	0- 0	HOME	0- 1	1- 1	4- 0				
3- 5	0- 0	0- 1	AWAY	0- 1	0- 2	3- 1				
0- 0	0- 0	0- 0	NEUTRAL	0- 0	0- 0	0- 0				
5- 6	0- 0	0- 1	NON-CONFERENCE	0- 2	1- 2	4- 1				
4- 1	0- 0	0- 0	HOME	0- 1	1- 0	3- 0				
1- 5	0- 0	0- 1	AWAY	0- 1	0- 2	1- 1				
0- 0	0- 0	0- 0	NEUTRAL	0- 0	0- 0	0- 0				
3- 1	0- 0	0- 0	CONFERENCE	0- 0	0- 1	3- 0				
1- 1	0- 0	0- 0	HOME	0- 0	0- 1	1- 0				
2- 0	0- 0	0- 0	AWAY	0- 0	0- 0	2- 0				
0- 0	0- 0	0- 0	NEUTRAL	0- 0	0- 0	0- 0				

RPI 1-25				RPI 26-50				RPI 51-100				RPI 101+				Team's RPI: 193
RPI	S	Opponent	Score	RPI	S	Opponent	Score	RPI	S	Opponent	Score	RPI	S	Opponent	Score	
				30	A	South Fla.	55 98	71	H	Belmont	52 83	102	A	Ole Miss	48 74	
								75	A	Indiana	51 93	136	H	UTEP	76 73	
												139	A	Tulsa	58 68	
												141	H	Louisiana	75 77	
												177	A	Pittsburgh	47 87	
												186	A	Florida	70 69	
												247	H	Grambling	76 56	
												248	H	UT Martin	84 73	
												287	A	Georgia St.	75 58	
												325	A	Ga. Southern	71 62	
												334	H	Tennessee St.	68 62	
												343	H	La.-Monroe	76 62	
LAST 12 Division I GAMES:																
				71	H	Belmont	52 83	287	A	Georgia St.	75 58					
				136	H	UTEP	76 73	325	A	Ga. Southern	71 62					
				102	A	Ole Miss	48 74	141	H	Louisiana	75 77					
				334	H	Tennessee St.	68 62	343	H	La.-Monroe	76 62					
				177	A	Pittsburgh	47 87	139	A	Tulsa	58 68					
				248	H	UT Martin	84 73	247	H	Grambling	76 56					

Non-Div I Games:

Arkansas St.

Average RPI Win:	225	WON-LOST	WINNING	LAST 10	STRENGTH OF	OPP. STRENGTH	TEAM	ADJ.	CONF.	ADJ CONF.
Average RPI Loss:	165	RECORD	PCT. RANK	GAMES	SCHEDULE	OF SCHEDULE	RPI	RPI	RPI	RPI
DIV. I ONLY	7- 6	143	5- 4	260	249	194	194	15	15	
DIV. I NON-CONF.	6- 4	120	5- 3	236	289	163	163	15	15	

TOTALS	RPI 1-25	RPI 26-50	W-L RECORDS	RPI 51-100	RPI 101-150	RPI 150+				
7- 6	0- 1	0- 0	OVERALL	1- 0	1- 2	5- 3				
4- 2	0- 0	0- 0	HOME	1- 0	0- 2	3- 0				
3- 4	0- 1	0- 0	AWAY	0- 0	1- 0	2- 3				
0- 0	0- 0	0- 0	NEUTRAL	0- 0	0- 0	0- 0				
6- 4	0- 1	0- 0	NON-CONFERENCE	1- 0	1- 1	4- 2				
4- 1	0- 0	0- 0	HOME	1- 0	0- 1	3- 0				
2- 3	0- 1	0- 0	AWAY	0- 0	1- 0	1- 2				
0- 0	0- 0	0- 0	NEUTRAL	0- 0	0- 0	0- 0				
1- 2	0- 0	0- 0	CONFERENCE	0- 0	0- 1	1- 1				
0- 1	0- 0	0- 0	HOME	0- 0	0- 1	0- 0				
1- 1	0- 0	0- 0	AWAY	0- 0	0- 0	1- 1				
0- 0	0- 0	0- 0	NEUTRAL	0- 0	0- 0	0- 0				

RPI 1-25				RPI 26-50				RPI 51-100				RPI 101+				Team's RPI: 194
RPI	S	Opponent	Score	RPI	S	Opponent	Score	RPI	S	Opponent	Score	RPI	S	Opponent	Score	
21	A	Marquette	53 83					89	H	Dartmouth	71 56	108	H	Delaware	59 70	
												142	A	Yale	82 65	
												150	H	Boston U.	59 60	
												151	A	Bucknell	36 60	
												175	H	Binghamton	73 61	
												255	A	Fairleigh Dickinson	56 58	
												257	H	LIU Brooklyn	71 37	
												260	A	Loyola Maryland	69 62	
												303	A	St. Francis Brooklyn	52 73	
												305	A	Air Force	65 59	
												346	H	NJIT	79 49	
LAST 12 Division I GAMES:																
89	H	Dartmouth	71 56	151	A	Bucknell	36 60									
142	A	Yale	82 65	260	A	Loyola Maryland	69 62									
346	H	NJIT	79 49	150	H	Boston U.	59 60									
257	H	LIU Brooklyn	71 37	21	A	Marquette	53 83									
303	A	St. Francis Brooklyn	52 73	108	H	Delaware	59 70									
255	A	Fairleigh Dickinson	56 58	305	A	Air Force	65 59									

Non-Div I Games: St. Joseph's (Brkln) 107 46

Army West Point

Average RPI Win:	226	WON-LOST	WINNING	LAST 10	STRENGTH OF	OPP. STRENGTH	TEAM	ADJ.	CONF.	ADJ CONF.
Average RPI Loss:	155	RECORD	PCT. RANK	GAMES	SCHEDULE	OF SCHEDULE	RPI	RPI	RPI	RPI
DIV. I ONLY	8- 7	153	7- 3	247	178	195	195	17	17	
DIV. I NON-CONF.	5- 6	187	4- 4	187	198	202	202	18	18	

TOTALS	RPI 1-25	RPI 26-50	W-L RECORDS	RPI 51-100	RPI 101-150	RPI 150+				
8- 7	0- 1	0- 0	OVERALL	0- 0	1- 2	7- 4				
6- 2	0- 1	0- 0	HOME	0- 0	1- 0	5- 1				
2- 5	0- 0	0- 0	AWAY	0- 0	0- 2	2- 3				
0- 0	0- 0	0- 0	NEUTRAL	0- 0	0- 0	0- 0				
5- 6	0- 1	0- 0	NON-CONFERENCE	0- 0	0- 1	5- 4				
4- 2	0- 1	0- 0	HOME	0- 0	0- 0	4- 1				
1- 4	0- 0	0- 0	AWAY	0- 0	0- 1	1- 3				
0- 0	0- 0	0- 0	NEUTRAL	0- 0	0- 0	0- 0				
3- 1	0- 0	0- 0	CONFERENCE	0- 0	1- 1	2- 0				
2- 0	0- 0	0- 0	HOME	0- 0	1- 0	1- 0				
1- 1	0- 0	0- 0	AWAY	0- 0	0- 1	1- 0				
0- 0	0- 0	0- 0	NEUTRAL	0- 0	0- 0	0- 0				

RPI 1-25				RPI 26-50				RPI 51-100				RPI 101+ Team's RPI: 195			
RPI	S	Opponent	Score	RPI	S	Opponent	Score	RPI	S	Opponent	Score	RPI	S	Opponent	Score
19	H	Ari zona St.	49 81									134	A	Nevada	73 90
												143	A	UT Arling ton	54 67
												145	H	Col orado St.	56 45
												153	A	Texas St.	59 76
												164	H	Paci fi c	81 70
												172	H	Weber St.	81 78
												197	A	San Franci sco	62 70
												208	A	CSUN	72 85
												214	H	Eastern Wash.	81 56
												230	A	UC Santa Barbara	64 57
												232	H	UC Ri versi de	56 68
												258	H	Montana	61 58
												305	A	Air Force	64 58
												321	H	Utah St.	57 56
LAST 12 Division I GAMES:															
258	H	Montana	61 58	145	H	Col orado St.	56 45								
164	H	Paci fi c	81 70	321	H	Utah St.	57 56								
208	A	CSUN	72 85	305	A	Air Force	64 58								
230	A	UC Santa Barbara	64 57	134	A	Nevada	73 90								
153	A	Texas St.	59 76	172	H	Weber St.	81 78								
143	A	UT Arling ton	54 67	197	A	San Franci sco	62 70								

Non-Div I Games:

Fresno St.

Average RPI Win:	228	WON-LOST	WINNING	LAST 10	STRENGTH OF	OPP. STRENGTH	TEAM	ADJ.	CONF.	ADJ CONF.
Average RPI Loss:	117	RECORD	PCT. RANK	GAMES	SCHEDULE	OF SCHEDULE	RPI	RPI	RPI	RPI
DIV. I ONLY	8- 7	153	5- 5	218	96	196	196	8	8	
DIV. I NON-CONF.	7- 5	131	5- 4	264	90	215	215	7	7	

TOTALS	RPI 1-25	RPI 26-50	W-L RECORDS	RPI 51-100	RPI 101-150	RPI 150+				
8- 7	0- 1	0- 1	OVERALL	1- 0	0- 2	7- 3				
6- 4	0- 1	0- 1	HOME	1- 0	0- 0	5- 2				
2- 3	0- 0	0- 0	AWAY	0- 0	0- 2	2- 1				
0- 0	0- 0	0- 0	NEUTRAL	0- 0	0- 0	0- 0				
7- 5	0- 1	0- 0	NON-CONFERENCE	1- 0	0- 1	6- 3				
6- 3	0- 1	0- 0	HOME	1- 0	0- 0	5- 2				
1- 2	0- 0	0- 0	AWAY	0- 0	0- 1	1- 1				
0- 0	0- 0	0- 0	NEUTRAL	0- 0	0- 0	0- 0				
1- 2	0- 0	0- 1	CONFERENCE	0- 0	0- 1	1- 0				
0- 1	0- 0	0- 1	HOME	0- 0	0- 0	0- 0				
1- 1	0- 0	0- 0	AWAY	0- 0	0- 1	1- 0				
0- 0	0- 0	0- 0	NEUTRAL	0- 0	0- 0	0- 0				

RPI 1-25				RPI 26-50				RPI 51-100				RPI 101+				Team's RPI: 196
RPI	S	Opponent	Score	RPI	S	Opponent	Score	RPI	S	Opponent	Score	RPI	S	Opponent	Score	
5	H	Ohio St.	76 87	30	H	South Fla.	46 69	99	H	Miami (OH)	73 62	124	A	Xavier	50 53	
												139	A	Tulsa	51 64	
												155	H	Bowling Green	75 51	
												161	H	Saint Francis (PA)	73 77	
												168	H	Southeast Mo. St.	65 52	
												177	H	Pittsburgh	46 66	
												182	A	ETSU	77 87	
												244	H	Howard	87 53	
												252	A	East Carolina	66 54	
												295	H	Eastern Ky.	64 53	
												299	H	Southeastern La.	82 43	
												315	A	Old Dominion	54 33	

LAST 12 Division I GAMES:																
124	A	Xavier	50 53	139	A	Tulsa	51 64									
315	A	Old Dominion	54 33	30	H	South Fla.	46 69									
168	H	Southeast Mo. St.	65 52	252	A	East Carolina	66 54									
161	H	Saint Francis (PA)	73 77	155	H	Bowling Green	75 51									
295	H	Eastern Ky.	64 53	5	H	Ohio St.	76 87									
177	H	Pittsburgh	46 66	244	H	Howard	87 53									

Non-Div I Games: Slippery Rock 85 52

Cincinnati

Average RPI	Win:	228	WON-LOST	WINNING	LAST 10	STRENGTH OF	OPP. STRENGTH	TEAM	ADJ.	CONF.	ADJ CONF.
Average RPI	Loss:	111	RECORD	PCT. RANK	GAMES	SCHEDULE	OF SCHEDULE	RPI	RPI	RPI	RPI
DIV. I ONLY		7- 8		187	5- 5	174	160	197	197	13	13
DIV. I NON-CONF.		5- 6		187	4- 4	126	101	157	157	13	13

TOTALS	RPI 1-25		RPI 26-50		W-L RECORDS	RPI 51-100		RPI 101-150		RPI 150+	
7- 8	0- 0		0- 3		OVERALL	0- 1		0- 1		7- 3	
5- 3	0- 0		0- 2		HOME	0- 0		0- 0		5- 1	
1- 5	0- 0		0- 1		AWAY	0- 1		0- 1		1- 2	
1- 0	0- 0		0- 0		NEUTRAL	0- 0		0- 0		1- 0	
5- 6	0- 0		0- 3		NON-CONFERENCE	0- 1		0- 1		5- 1	
3- 2	0- 0		0- 2		HOME	0- 0		0- 0		3- 0	
1- 4	0- 0		0- 1		AWAY	0- 1		0- 1		1- 1	
1- 0	0- 0		0- 0		NEUTRAL	0- 0		0- 0		1- 0	
2- 2	0- 0		0- 0		CONFERENCE	0- 0		0- 0		2- 2	
2- 1	0- 0		0- 0		HOME	0- 0		0- 0		2- 1	
0- 1	0- 0		0- 0		AWAY	0- 0		0- 0		0- 1	
0- 0	0- 0		0- 0		NEUTRAL	0- 0		0- 0		0- 0	

RPI	S	Opponent	Score	RPI	S	Opponent	Score	RPI	S	Opponent	Score	RPI	S	Opponent	Score	Team's RPI: 197
27	H	Stanford	66 86	58	A	UC Davis	55 72	143	A	UT Arlington	54 56	154	A	BYU	66 70	
42	H	Washington St.	70 74					159	N	Robert Morris	57 45	195	H	Fresno St.	70 62	
45	A	Northern Colo.	60 73					198	H	Pepperdine	68 67	201	H	San Diego	54 60	
								217	A	Cal Poly	83 88	217	H	Cal Poly	83 71	
								239	H	Sacramento St.	90 76	250	A	San Jose St.	87 81	
								340	H	Portland	84 75					

LAST 12 Division I GAMES:																
239	H	Sacramento St.	90 76	198	H	Pepperdine	68 67	154	A	BYU	66 70	340	H	Portland	84 75	
58	A	UC Davis	55 72					201	H	San Diego	54 60	143	A	UT Arlington	54 56	
250	A	San Jose St.	87 81					195	H	Fresno St.	70 62					
27	H	Stanford	66 86													
217	A	Cal Poly	83 88													
159	N	Robert Morris	57 45													

Non-Div I Games:

San Francisco

Average RPI Win:	241	WON-LOST	WINNING	LAST 10	STRENGTH OF	OPP. STRENGTH	TEAM	ADJ.	CONF.	ADJ CONF.
Average RPI Loss:	156	RECORD	PCT. RANK	GAMES	SCHEDULE	OF SCHEDULE	RPI	RPI	RPI	RPI
DIV. I ONLY	6- 8	211	4- 6	151	311	198	198	13	13	
DIV. I NON-CONF.	4- 6	215	3- 5	168	325	211	211	13	13	

TOTALS	RPI 1-25	RPI 26-50	W-L RECORDS	RPI 51-100	RPI 101-150	RPI 150+				
6- 8	0- 0	0- 0	OVERALL	0- 3	1- 0	5- 5				
4- 2	0- 0	0- 0	HOME	0- 0	0- 0	4- 2				
2- 6	0- 0	0- 0	AWAY	0- 3	1- 0	1- 3				
0- 0	0- 0	0- 0	NEUTRAL	0- 0	0- 0	0- 0				
4- 6	0- 0	0- 0	NON-CONFERENCE	0- 2	1- 0	3- 4				
2- 2	0- 0	0- 0	HOME	0- 0	0- 0	2- 2				
2- 4	0- 0	0- 0	AWAY	0- 2	1- 0	1- 2				
0- 0	0- 0	0- 0	NEUTRAL	0- 0	0- 0	0- 0				
2- 2	0- 0	0- 0	CONFERENCE	0- 1	0- 0	2- 1				
2- 0	0- 0	0- 0	HOME	0- 0	0- 0	2- 0				
0- 2	0- 0	0- 0	AWAY	0- 1	0- 0	0- 1				
0- 0	0- 0	0- 0	NEUTRAL	0- 0	0- 0	0- 0				

RPI 1-25				RPI 26-50				RPI 51-100				RPI 101+ Team's RPI: 198			
RPI	S	Opponent	Score	RPI	S	Opponent	Score	RPI	S	Opponent	Score	RPI	S	Opponent	Score
								51	A	Utah	65 89	134	A	Nevada	77 72
								58	A	UC Davis	64 69	172	A	Weber St.	61 71
								62	A	Gonzaga	51 73	179	H	Idaho St.	80 74
												197	A	San Francisco	67 68
												201	H	San Diego	66 62
												222	H	Seattle U	62 65
												223	A	UC Irvine	74 75
												259	H	Santa Clara	56 55
												264	H	New Mexico St.	64 86
												332	A	Long Beach St.	83 71
												338	H	Utah Valley	71 44
LAST 12 Division I GAMES:															
				51	A	Utah	65 89	197	A	San Francisco	67 68				
				338	H	Utah Valley	71 44	62	A	Gonzaga	51 73				
				223	A	UC Irvine	74 75	201	H	San Diego	66 62				
				179	H	Idaho St.	80 74	259	H	Santa Clara	56 55				
				222	H	Seattle U	62 65	264	H	New Mexico St.	64 86				
				134	A	Nevada	77 72	172	A	Weber St.	61 71				

Non-Div I Games:

Pepperdine

Average RPI Win:	295	WON-LOST	WINNING	LAST 10	STRENGTH OF	OPP. STRENGTH	TEAM	ADJ.	CONF.	ADJ CONF.
Average RPI Loss:	124	RECORD	PCT. RANK	GAMES	SCHEDULE	OF SCHEDULE	RPI	RPI	RPI	RPI
DIV. I ONLY	7- 5	126	5- 4	304	280	199	199	29	29	
DIV. I NON-CONF.	6- 4	120	5- 4	291	284	183	183	29	29	

TOTALS	RPI 1-25	RPI 26-50	W-L RECORDS	RPI 51-100	RPI 101-150	RPI 150+				
7- 5	0- 0	0- 1	OVERALL	0- 2	0- 1	7- 1				
4- 0	0- 0	0- 0	HOME	0- 0	0- 0	4- 0				
1- 4	0- 0	0- 0	AWAY	0- 0	0- 1	1- 1				
2- 1	0- 0	0- 1	NEUTRAL	0- 0	0- 0	2- 0				
6- 4	0- 0	0- 1	NON-CONFERENCE	0- 2	0- 0	6- 1				
3- 0	0- 0	0- 0	HOME	0- 0	0- 0	3- 0				
1- 3	0- 0	0- 0	AWAY	0- 2	0- 0	1- 1				
2- 1	0- 0	0- 1	NEUTRAL	0- 0	0- 0	2- 0				
1- 1	0- 0	0- 0	CONFERENCE	0- 0	0- 1	1- 0				
1- 0	0- 0	0- 0	HOME	0- 0	0- 0	1- 0				
0- 1	0- 0	0- 0	AWAY	0- 0	0- 1	0- 0				
0- 0	0- 0	0- 0	NEUTRAL	0- 0	0- 0	0- 0				

RPI 1-25				RPI 26-50				RPI 51-100				RPI 101+ Team's RPI: 199			
RPI	S	Opponent	Score	RPI	S	Opponent	Score	RPI	S	Opponent	Score	RPI	S	Opponent	Score
				26	N	West Virginia	55 75	52	A	Virginia Tech	42 68	116	A	Gardner-Webb	53 69
								97	A	North Carolina	46 79	231	N	Abilene Christian	71 65
												274	H	UNCG	56 53
												276	H	Appalachian St.	61 40
												289	N	Towson	69 66
												323	H	VCU	79 62
												330	A	Tennessee Tech	60 41
												331	A	Western Caro.	27 39
												344	H	Winthrop	78 52
LAST 12 Division I GAMES:															
331	A	Western Caro.	27 39	116	A	Gardner-Webb	53 69								
52	A	Virginia Tech	42 68	344	H	Winthrop	78 52								
274	H	UNCG	56 53	289	N	Towson	69 66								
330	A	Tennessee Tech	60 41	231	N	Abilene Christian	71 65								
97	A	North Carolina	46 79	26	N	West Virginia	55 75								
276	H	Appalachian St.	61 40	323	H	VCU	79 62								

Non-Div I Games: UVa-Wise 75 43

Radford

■ Loss,
 ■ Non-Conf,
 ■ S Site,
 ■ Home
 ■ A Away
 N Neutral

Average RPI Win: 265

Average RPI Loss: 134

WON-LOST
RECORDWINNING
PCT. RANKLAST 10
GAMESSTRENGTH OF
SCHEDULEOPP. STRENGTH
OF SCHEDULETEAM
RPIADJ.
RPICONF.
RPIADJ CONF.
RPIDIV. I ONLY
DIV. I NON-CONF.4- 9
4- 8264
2393- 6
3- 6102
110244
238200
184200
18420
2020
20

TOTALS

RPI 1-25

RPI 26-50

W-L RECORDS

RPI 51-100

RPI 101-150

RPI 150+

4- 9 0- 1
2- 2 0- 0
2- 6 0- 1
0- 1 0- 00- 3
0- 0
0- 3
0- 0OVERALL
HOME
AWAY
NEUTRAL0- 0
0- 0
0- 0
0- 00- 1
0- 1
0- 0
0- 04- 4
2- 1
2- 2
0- 14- 8 0- 1
2- 1 0- 0
2- 6 0- 1
0- 1 0- 00- 3
0- 0
0- 3
0- 0NON-CONFERENCE
HOME
AWAY
NEUTRAL0- 0
0- 0
0- 0
0- 00- 0
0- 0
0- 0
0- 04- 4
2- 1
2- 2
0- 10- 1 0- 0
0- 1 0- 0
0- 0 0- 0
0- 0 0- 00- 0
0- 0
0- 0
0- 0CONFERENCE
HOME
AWAY
NEUTRAL0- 0
0- 0
0- 0
0- 00- 1
0- 1
0- 0
0- 00- 0
0- 0
0- 0
0- 0

RPI 1-25

RPI 26-50

RPI 51-100

RPI 101+

Team's RPI: 200

RPI S Opponent Score
8 A Florida St. 51 109RPI S Opponent Score
26 A West Virginia 59 87
35 A Georgia 37 75
41 A Michigan 34 79

RPI S Opponent Score

RPI S Opponent Score
119 H Jacksonville 48 66
213 A Fla. Atlantic 75 83
218 H Col. of Charleston 69 73
225 H Bethune-Cookman 70 63
241 A Morehead St. 61 56
268 N Monmouth 57 67
273 H Northern Ky. 58 50
275 A Wofford 57 69
319 A Florida A&M 77 68

LAST 12 Division I GAMES:

319 A Florida A&M	77	68	119 H Jacksonville	48	66
213 A Fla. Atlantic	75	83	275 A Wofford	57	69
225 H Bethune-Cookman	70	63	35 A Georgia	37	75
268 N Monmouth	57	67	273 H Northern Ky.	58	50
26 A West Virginia	59	87	218 H Col. of Charleston	69	73
241 A Morehead St.	61	56	41 A Michigan	34	79

Non-Div I Games:

Warner

74 38

Edward Waters

73 47

Webber Int'l

81 53

North Florida

Loss, Non-Conf, S Site, H Home A Away N Neutral

Average RPI Win:	245	WON-LOST	WINNING	LAST 10	STRENGTH OF	OPP. STRENGTH	TEAM	ADJ.	CONF.	ADJ CONF.
Average RPI Loss:	163	RECORD	PCT. RANK	GAMES	SCHEDULE	OF SCHEDULE	RPI	RPI	RPI	RPI
DIV. I ONLY	8- 6	129	5- 5	308	158	201	201	13	13	
DIV. I NON-CONF.	6- 4	120	4- 4	323	150	187	187	13	13	

TOTALS	RPI 1-25	RPI 26-50	W-L RECORDS	RPI 51-100	RPI 101-150	RPI 150+				
8- 6	0- 1	0- 0	OVERALL	1- 1	0- 0	7- 4				
5- 1	0- 0	0- 0	HOME	1- 1	0- 0	4- 0				
2- 5	0- 1	0- 0	AWAY	0- 0	0- 0	2- 4				
1- 0	0- 0	0- 0	NEUTRAL	0- 0	0- 0	1- 0				
6- 4	0- 1	0- 0	NON-CONFERENCE	1- 0	0- 0	5- 3				
4- 0	0- 0	0- 0	HOME	1- 0	0- 0	3- 0				
1- 4	0- 1	0- 0	AWAY	0- 0	0- 0	1- 3				
1- 0	0- 0	0- 0	NEUTRAL	0- 0	0- 0	1- 0				
2- 2	0- 0	0- 0	CONFERENCE	0- 1	0- 0	2- 1				
1- 1	0- 0	0- 0	HOME	0- 1	0- 0	1- 0				
1- 1	0- 0	0- 0	AWAY	0- 0	0- 0	1- 1				
0- 0	0- 0	0- 0	NEUTRAL	0- 0	0- 0	0- 0				

RPI 1-25				RPI 26-50				RPI 51-100				RPI 101+				Team's RPI: 201
RPI	S	Opponent	Score	RPI	S	Opponent	Score	RPI	S	Opponent	Score	RPI	S	Opponent	Score	
25	A	Cal i forni a	64 89					60	H	Saint Mary's (CA)	53 75	197	A	San Franci sco	60 54	
								61	H	Mi nnesota	72 69	198	A	Pepperdi ne	62 66	
												203	A	Hawai i	63 64	
												205	N	Boi se St.	72 52	
												222	A	Seattle U	73 80	
												230	A	UC Santa Barbara	71 58	
												267	A	San Diego St.	76 77	
												270	H	UTSA	78 69	
												326	H	Southern Utah	72 59	
												332	H	Long Beach St.	74 40	
												340	H	Portl and	59 52	
LAST 12 Division I GAMES:																
25	A	Cal i forni a	64 89	60	H	Saint Mary's (CA)	53 75	340	H	Portl and	59 52	198	A	Pepperdi ne	62 66	
222	A	Seattle U	73 80									197	A	San Franci sco	60 54	
267	A	San Diego St.	76 77									270	H	UTSA	78 69	
230	A	UC Santa Barbara	71 58									61	H	Mi nnesota	72 69	
332	H	Long Beach St.	74 40													
203	A	Hawai i	63 64													

Non-Div I Games: San Diego Christian 82 53

San Diego

Average RPI Win: 250
Average RPI Loss: 163

WON-LOST
RECORD

WINNING
PCT. RANK

LAST 10
GAMES

STRENGTH OF
SCHEDULE

OPP. STRENGTH
OF SCHEDULE

TEAM
RPI

ADJ.
RPI

CONF.
RPI

ADJ CONF.
RPI

DIV. I ONLY	7- 6	143	5- 4	259	282	202	202	15	15
DIV. I NON-CONF.	5- 5	170	4- 4	309	249	242	242	15	15
TOTALS	RPI 1-25	RPI 26-50	W-L RECORDS	RPI 51-100	RPI 101-150	RPI 150+			
7- 6	0- 1	0- 0	OVERALL	0- 1	1- 0	6- 4			
5- 1	0- 0	0- 0	HOME	0- 0	1- 0	4- 1			
2- 4	0- 0	0- 0	AWAY	0- 1	0- 0	2- 3			
0- 1	0- 1	0- 0	NEUTRAL	0- 0	0- 0	0- 0			
5- 5	0- 1	0- 0	NON-CONFERENCE	0- 1	0- 0	5- 3			
3- 1	0- 0	0- 0	HOME	0- 0	0- 0	3- 1			
2- 3	0- 0	0- 0	AWAY	0- 1	0- 0	2- 2			
0- 1	0- 1	0- 0	NEUTRAL	0- 0	0- 0	0- 0			
2- 1	0- 0	0- 0	CONFERENCE	0- 0	1- 0	1- 1			
2- 0	0- 0	0- 0	HOME	0- 0	1- 0	1- 0			
0- 1	0- 0	0- 0	AWAY	0- 0	0- 0	0- 1			
0- 0	0- 0	0- 0	NEUTRAL	0- 0	0- 0	0- 0			

RPI S	Opponent	Score	RPI S	Opponent	Score	RPI S	Opponent	Score	RPI S	Opponent	Score	Team's RPI: 202
13 N	Villanova	42 62				61 A	Minnesota	73 107	101 H	Navy	66 63	
									184 H	La Salle	61 69	
									228 A	Sacred Heart	55 65	
									233 A	Holy Cross	49 54	
									235 H	Lafayette	70 45	
									245 H	Fairfield	56 53	
									251 H	Mt. St. Mary's	75 71	
									257 A	LIU Brooklyn	69 72	
									268 A	Monmouth	75 57	
									306 A	Cornell	62 57	
									346 H	NJIT	64 50	
LAST 12 Division I GAMES:												
251 H	Mt. St. Mary's	75 71	233 A	Holy Cross	49 54							
184 H	La Salle	61 69	101 H	Navy	66 63							
245 H	Fairfield	56 53	235 H	Lafayette	70 45							
306 A	Cornell	62 57	257 A	LIU Brooklyn	69 72							
13 N	Villanova	42 62	346 H	NJIT	64 50							
268 A	Monmouth	75 57	228 A	Sacred Heart	55 65							

Non-Div I Games: Mansfield 77 47

Lehigh

Average RPI	Win:	242	WON-LOST	WINNING	LAST 10	STRENGTH OF	OPP. STRENGTH	TEAM	ADJ.	CONF.	ADJ CONF.
Average RPI	Loss:	127	RECORD	PCT. RANK	GAMES	SCHEDULE	OF SCHEDULE	RPI	RPI	RPI	RPI
DIV. I ONLY		6- 8	211	2- 7	143	209	203	203	22	22	
DIV. I NON-CONF.		6- 6	170	4- 5	164	177	190	190	23	23	

TOTALS	RPI 1-25		RPI 26-50		W-L RECORDS	RPI 51-100	RPI 101-150		RPI 150+		
6- 8	0- 2		0- 1		OVERALL	0- 2	0- 0		6- 3		
4- 3	0- 0		0- 1		HOME	0- 1	0- 0		4- 1		
2- 3	0- 0		0- 0		AWAY	0- 1	0- 0		2- 2		
0- 2	0- 2		0- 0		NEUTRAL	0- 0	0- 0		0- 0		
6- 6	0- 2		0- 1		NON-CONFERENCE	0- 1	0- 0		6- 2		
4- 3	0- 0		0- 1		HOME	0- 1	0- 0		4- 1		
2- 1	0- 0		0- 0		AWAY	0- 0	0- 0		2- 1		
0- 2	0- 2		0- 0		NEUTRAL	0- 0	0- 0		0- 0		
0- 2	0- 0		0- 0		CONFERENCE	0- 1	0- 0		0- 1		
0- 0	0- 0		0- 0		HOME	0- 0	0- 0		0- 0		
0- 2	0- 0		0- 0		AWAY	0- 1	0- 0		0- 1		
0- 0	0- 0		0- 0		NEUTRAL	0- 0	0- 0		0- 0		

RPI 1-25				RPI 26-50				RPI 51-100				RPI 101+ Team's RPI: 203			
RPI	S	Opponent	Score	RPI	S	Opponent	Score	RPI	S	Opponent	Score	RPI	S	Opponent	Score
6	N	Oregon	44 85	48	H	Southern Cal i forn i a	60 71	58	A	UC Dav i s	52 76	179	H	I daho St.	62 64
17	N	Texas A&M	59 103					65	H	Purdue	67 79	192	H	Mar i st	70 63
												201	H	San Di ego	64 63
												210	H	Montana St.	81 75
												222	A	Seattle U	73 58
												304	A	Cal St. Fullerton	57 69
												308	A	Ari zona	65 60
												318	H	Northern Ari z.	84 68
												340	A	Portland	47 76

LAST 12 Div i s i on I GAMES:															
210	H	Montana St.	81 75	58	A	UC Dav i s	52 76	304	A	Cal St. Fullerton	57 69	6	N	Oregon	44 85
48	H	Southern Cal i forn i a	60 71	65	H	Purdue	67 79	17	N	Texas A&M	59 103	201	H	San Di ego	64 63
192	H	Mar i st	70 63	308	A	Ari zona	65 60	179	H	I daho St.	62 64	318	H	Northern Ari z.	84 68

Non-Di v I Games: Hawai i Paci fi c 67 57

Hawai i

Average RPI Win:	265	WON-LOST	WINNING	LAST 10	STRENGTH OF	OPP. STRENGTH	TEAM	ADJ.	CONF.	ADJ CONF.
Average RPI Loss:	178	RECORD	PCT. RANK	GAMES	SCHEDULE	OF SCHEDULE	RPI	RPI	RPI	RPI
DIV. I ONLY	7- 3	73	5- 2	348	212	204	204	27	27	
DIV. I NON-CONF.	4- 3	143	3- 2	331	193	217	217	26	26	

TOTALS	RPI 1-25	RPI 26-50	W-L RECORDS	RPI 51-100	RPI 101-150	RPI 150+				
7- 3	0- 0	0- 0	OVERALL	1- 1	0- 0	6- 2				
3- 0	0- 0	0- 0	HOME	1- 0	0- 0	2- 0				
2- 3	0- 0	0- 0	AWAY	0- 1	0- 0	2- 2				
2- 0	0- 0	0- 0	NEUTRAL	0- 0	0- 0	2- 0				
4- 3	0- 0	0- 0	NON-CONFERENCE	1- 1	0- 0	3- 2				
2- 0	0- 0	0- 0	HOME	1- 0	0- 0	1- 0				
0- 3	0- 0	0- 0	AWAY	0- 1	0- 0	0- 2				
2- 0	0- 0	0- 0	NEUTRAL	0- 0	0- 0	2- 0				
3- 0	0- 0	0- 0	CONFERENCE	0- 0	0- 0	3- 0				
1- 0	0- 0	0- 0	HOME	0- 0	0- 0	1- 0				
2- 0	0- 0	0- 0	AWAY	0- 0	0- 0	2- 0				
0- 0	0- 0	0- 0	NEUTRAL	0- 0	0- 0	0- 0				

RPI 1-25				RPI 26-50				RPI 51-100				RPI 101+				Team's RPI: 204
RPI	S	Opponent	Score	RPI	S	Opponent	Score	RPI	S	Opponent	Score	RPI	S	Opponent	Score	
								66	A	Kansas St.	49 74	210	A	Montana St.	54 59	
								100	H	South Dakota	77 55	249	A	Nicholls St.	86 73	
												258	A	Montana	52 60	
												291	N	Alabama St.	77 50	
												299	H	Southeastern La.	79 67	
												301	N	Alcorn	83 79	
												307	H	Coppin St.	72 59	
												310	A	Northwestern St.	70 62	
LAST 12 Division I GAMES:																
301	N	Alcorn	83 79	310	A	Northwestern St.	70 62									
291	N	Alabama St.	77 50	249	A	Nicholls St.	86 73									
307	H	Coppin St.	72 59	299	H	Southeastern La.	79 67									
66	A	Kansas St.	49 74	210	A	Montana St.	54 59									
				258	A	Montana	52 60									
				100	H	South Dakota	77 55									

Non-Div I Games: Howard Payne 105 35 Central Baptist 97 34 Tex. A&M-Commerce 83 61 Cent. Christian (KS) 105 32 SFA

Average RPI Win: 186

Average RPI Loss: 144

WON-LOST
RECORDWINNING
PCT. RANKLAST 10
GAMESSTRENGTH OF
SCHEDULEOPP. STRENGTH
OF SCHEDULETEAM
RPIADJ.
RPICONF.
RPIADJ CONF.
RPIDIV. I ONLY
DIV. I NON-CONF.6- 7
4- 5198
2026- 4
4- 3193
299150
166205
267205
26717
1817
18

TOTALS

RPI 1-25

RPI 26-50

W-L RECORDS

RPI 51-100

RPI 101-150

RPI 150+

6- 7
3- 4
3- 1
0- 20- 0
0- 0
0- 0
0- 00- 2
0- 1
0- 1
0- 0OVERALL
HOME
AWAY
NEUTRAL0- 2
0- 2
0- 0
0- 03- 0
2- 0
1- 0
0- 03- 3
1- 1
2- 0
0- 24- 5
2- 3
2- 0
0- 20- 0
0- 0
0- 0
0- 00- 1
0- 1
0- 0
0- 0NON-CONFERENCE
HOME
AWAY
NEUTRAL0- 1
0- 1
0- 0
0- 01- 0
1- 0
0- 0
0- 03- 3
1- 1
2- 0
0- 22- 2
1- 1
1- 1
0- 00- 0
0- 0
0- 0
0- 00- 1
0- 0
0- 1
0- 0CONFERENCE
HOME
AWAY
NEUTRAL0- 1
0- 1
0- 0
0- 02- 0
1- 0
1- 0
0- 00- 0
0- 0
0- 0
0- 0

RPI 1-25

RPI 26-50

RPI 51-100

RPI 101+

Team's RPI: 205

RPI S Opponent Score

RPI S Opponent Score

RPI S Opponent Score

RPI S Opponent Score

42 H Washington St. 53 61
47 A New Mexi co 83 10060 H Saint Mary's (CA) 72 74
96 H Wyomi ng 51 66126 H Washington 85 62
132 H UNLV 69 60
145 A Colorado St. 62 58
161 H Saint Francis (PA) 87 59
201 N San Diego 52 72
214 A Eastern Wash. 61 57
246 H CSU Bakersfi el d 59 65
318 N Northern Ari z. 60 62
340 A Portland 73 47

LAST 12 Di vi si on I GAMES:

96 H Wyoming 51 66
47 A New Mexico 83 100
126 H Washington 85 62
214 A Eastern Wash. 61 57
60 H Saint Mary's (CA) 72 74
318 N Northern Ari z. 60 62132 H UNLV 69 60
145 A Colorado St. 62 58
161 H Saint Francis (PA) 87 59
246 H CSU Bakersfield 59 65
42 H Washington St. 53 61
340 A Portland 73 47

Non-Di v I Games:

Corban

94 50

Northwest Chrst.

83 51

Boi se St.

Loss, Non-Conf, S Site, H Home A Away N Neutral

Average RPI Win:	241	WON-LOST	WINNING	LAST 10	STRENGTH OF	OPP. STRENGTH	TEAM	ADJ.	CONF.	ADJ CONF.
Average RPI Loss:	147	RECORD	PCT. RANK	GAMES	SCHEDULE	OF SCHEDULE	RPI	RPI	RPI	RPI
DIV. I ONLY	6- 5	139	5- 4	271	181	206	206	18	18	
DIV. I NON-CONF.	6- 3	87	6- 3	337	88	199	199	19	19	

TOTALS	RPI 1-25	RPI 26-50	W-L RECORDS	RPI 51-100	RPI 101-150	RPI 150+				
6- 5	0- 0	0- 0	OVERALL	0- 2	1- 1	5- 2				
3- 2	0- 0	0- 0	HOME	0- 1	1- 1	2- 0				
1- 3	0- 0	0- 0	AWAY	0- 1	0- 0	1- 2				
2- 0	0- 0	0- 0	NEUTRAL	0- 0	0- 0	2- 0				
6- 3	0- 0	0- 0	NON-CONFERENCE	0- 2	1- 0	5- 1				
3- 1	0- 0	0- 0	HOME	0- 1	1- 0	2- 0				
1- 2	0- 0	0- 0	AWAY	0- 1	0- 0	1- 1				
2- 0	0- 0	0- 0	NEUTRAL	0- 0	0- 0	2- 0				
0- 2	0- 0	0- 0	CONFERENCE	0- 0	0- 1	0- 1				
0- 1	0- 0	0- 0	HOME	0- 0	0- 1	0- 0				
0- 1	0- 0	0- 0	AWAY	0- 0	0- 0	0- 1				
0- 0	0- 0	0- 0	NEUTRAL	0- 0	0- 0	0- 0				

RPI 1-25				RPI 26-50				RPI 51-100				RPI 101+				Team's RPI: 206
RPI	S	Opponent	Score	RPI	S	Opponent	Score	RPI	S	Opponent	Score	RPI	S	Opponent	Score	
								66	H	Kansas St.	54 55	125	H	Ri ce	49 50	
								75	A	Indi ana	63 68	139	H	Tul sa	66 43	
												171	A	Loui si ana Tech	53 61	
												184	H	La Salle	70 44	
												191	H	SMU	47 40	
												280	N	Coastal Caro.	50 34	
												297	A	Ill. -Chicago	67 70	
												309	N	Detroit Mercy	63 57	
												341	A	Eastern Ill.	63 61	

LAST 12 Division I GAMES:																
125	H	Ri ce	49 50	341	A	Eastern Ill.	63 61									
171	A	Loui si ana Tech	53 61	297	A	Ill. -Chicago	67 70									
309	N	Detroit Mercy	63 57	184	H	La Salle	70 44									
280	N	Coastal Caro.	50 34	75	A	Indi ana	63 68									
66	H	Kansas St.	54 55	139	H	Tul sa	66 43									
				191	H	SMU	47 40									

Non-Div I Games: Mid-Amer. Christian 86 52 Tex. A&M Int'l 64 38 Okla. Panhandle 63 41

North Texas

Hofstra				Through Games Of Jan. 7, 2018							
Average RPI	Win:	241	WON-LOST	WINNING	LAST 10	STRENGTH OF	OPP. STRENGTH	TEAM	ADJ.	CONF.	ADJ CONF.
Average RPI	Loss:	136	RECORD	PCT. RANK	GAMES						
DIV. I ONLY			8- 7	153	6- 4	294	144	207	207	10	10
DIV. I NON-CONF.			6- 5	153	5- 3	318	171	234	234	11	11

TOTALS	RPI 1-25			RPI 26-50		W-L RECORDS	RPI 51-100	RPI 101-150		RPI 150+	
8- 7	0- 0			0- 0		OVERALL	1- 2	0- 2		7- 3	
3- 3	0- 0			0- 0		HOME	0- 0	0- 1		3- 2	
4- 4	0- 0			0- 0		AWAY	0- 2	0- 1		4- 1	
1- 0	0- 0			0- 0		NEUTRAL	1- 0	0- 0		0- 0	
6- 5	0- 0			0- 0		NON-CONFERENCE	1- 1	0- 1		5- 3	
3- 2	0- 0			0- 0		HOME	0- 0	0- 0		3- 2	
2- 3	0- 0			0- 0		AWAY	0- 1	0- 1		2- 1	
1- 0	0- 0			0- 0		NEUTRAL	1- 0	0- 0		0- 0	
2- 2	0- 0			0- 0		CONFERENCE	0- 1	0- 1		2- 0	
0- 1	0- 0			0- 0		HOME	0- 0	0- 1		0- 0	
2- 1	0- 0			0- 0		AWAY	0- 1	0- 0		2- 0	
0- 0	0- 0			0- 0		NEUTRAL	0- 0	0- 0		0- 0	

RPI 1-25				RPI 26-50				RPI 51-100				RPI 101+				Team's RPI: 207	
RPI	S	Opponent	Score	RPI	S	Opponent	Score	RPI	S	Opponent	Score	RPI	S	Opponent	Score		
								63	A	Drexel	38 47	104	H	James Madison	42 55		
								78	N	Wake Forest	69 66	132	A	UNLV	52 68		
								85	A	Hartford	49 60	162	A	Columbia	53 75		
												169	H	Siena	60 70		
												218	A	Col. of Charleston	75 60		
												228	A	Sacred Heart	86 81		
												229	H	St. Bonaventure	71 68		
												233	H	Holy Cross	69 63		
												234	H	Stony Brook	49 73		
												265	A	UNCW	69 61		
												329	A	Iona	68 43		
												345	H	UMBC	71 55		
LAST 12 Division I GAMES:																	
				265	A	UNCW	69 61	104	H	James Madison	42 55						
				218	A	Col. of Charleston	75 60	229	H	St. Bonaventure	71 68						
				63	A	Drexel	38 47	162	A	Columbia	53 75						
				78	N	Wake Forest	69 66	329	A	Iona	68 43						
				132	A	UNLV	52 68	169	H	Siena	60 70						
				233	H	Holy Cross	69 63	228	A	Sacred Heart	86 81						

Non-Div I Games:

Hofstra

Average RPI Win:	245	WON-LOST	WINNING	LAST 10	STRENGTH OF	OPP. STRENGTH	TEAM	ADJ.	CONF.	ADJ CONF.
Average RPI Loss:	160	RECORD	PCT. RANK	GAMES	SCHEDULE	OF SCHEDULE	RPI	RPI	RPI	RPI
DIV. I ONLY	7- 7	166	7- 2	220	283	208	208	22	22	
DIV. I NON-CONF.	6- 7	184	6- 4	207	272	226	226	23	23	
<hr/>										
TOTALS	RPI 1-25	RPI 26-50	W-L RECORDS	RPI 51-100	RPI 101-150	RPI 150+				
7- 7	0- 1	0- 0	OVERALL	0- 1	1- 0	6- 5				
4- 3	0- 0	0- 0	HOME	0- 0	0- 0	4- 3				
3- 3	0- 1	0- 0	AWAY	0- 0	1- 0	2- 2				
0- 1	0- 0	0- 0	NEUTRAL	0- 1	0- 0	0- 0				
6- 7	0- 1	0- 0	NON-CONFERENCE	0- 1	1- 0	5- 5				
4- 3	0- 0	0- 0	HOME	0- 0	0- 0	4- 3				
2- 3	0- 1	0- 0	AWAY	0- 0	1- 0	1- 2				
0- 1	0- 0	0- 0	NEUTRAL	0- 1	0- 0	0- 0				
1- 0	0- 0	0- 0	CONFERENCE	0- 0	0- 0	1- 0				
0- 0	0- 0	0- 0	HOME	0- 0	0- 0	0- 0				
1- 0	0- 0	0- 0	AWAY	0- 0	0- 0	1- 0				
0- 0	0- 0	0- 0	NEUTRAL	0- 0	0- 0	0- 0				

RPI 1-25				RPI 26-50				RPI 51-100				RPI 101+				Team's RPI: 208	
RPI	S	Opponent	Score	RPI	S	Opponent	Score	RPI	S	Opponent	Score	RPI	S	Opponent	Score		
6	A	Oregon	43 91					91	N	Milwaukee	50 58	120	A	Loyola Marymount	75 68		
												172	H	Weber St.	61 64		
												176	H	Idaho	75 80		
												187	H	Omaha	60 68		
												195	H	Fresno St.	85 72		
												222	H	Seattle U	67 62		
												224	A	New Orleans	73 76		
												250	A	San Jose St.	76 59		
												267	A	San Diego St.	55 58		
												304	A	Cal St. Fullerton	70 68		
												308	H	Arizona	66 63		
												318	H	Northern Ariz.	78 69		
LAST 12 Division I GAMES:																	
304	A	Cal St. Fullerton	70 68	318	H	Northern Ariz.	78 69	120	A	Loyola Marymount	75 68						
222	H	Seattle U	67 62					250	A	San Jose St.	76 59						
187	H	Omaha	60 68					195	H	Fresno St.	85 72						
176	H	Idaho	75 80					172	H	Weber St.	61 64						
91	N	Milwaukee	50 58					308	H	Arizona	66 63						
224	A	New Orleans	73 76														

Non-Div I Games: Biol a 68 51

CSUN

Average RPI Win: 310
Average RPI Loss: 100

WON-LOST
RECORD

WINNING
PCT. RANK

LAST 10
GAMES

STRENGTH OF
SCHEDULE

OPP. STRENGTH
OF SCHEDULE

TEAM
RPI

ADJ.
RPI

CONF.
RPI

ADJ CONF.
RPI

DIV. I ONLY	7- 6	143	7- 3	299	260	209	209	30	30
DIV. I NON-CONF.	5- 6	187	5- 5	231	268	191	191	30	30

TOTALS	RPI 1-25	RPI 26-50	W-L RECORDS	RPI 51-100	RPI 101-150	RPI 150+			
7- 6	0- 2	0- 1	OVERALL	0- 1	0- 1	7- 1			
5- 0	0- 0	0- 0	HOME	0- 0	0- 0	5- 0			
2- 5	0- 0	0- 0	AWAY	0- 0	0- 0	2- 0			
0- 1	0- 1	0- 0	NEUTRAL	0- 0	0- 0	0- 0			
5- 6	0- 2	0- 1	NON-CONFERENCE	0- 1	0- 1	5- 1			
3- 0	0- 0	0- 0	HOME	0- 0	0- 0	3- 0			
2- 5	0- 1	0- 1	AWAY	0- 1	0- 1	2- 1			
0- 1	0- 1	0- 0	NEUTRAL	0- 0	0- 0	0- 0			
2- 0	0- 0	0- 0	CONFERENCE	0- 0	0- 0	2- 0			
2- 0	0- 0	0- 0	HOME	0- 0	0- 0	2- 0			
0- 0	0- 0	0- 0	AWAY	0- 0	0- 0	0- 0			
0- 0	0- 0	0- 0	NEUTRAL	0- 0	0- 0	0- 0			

RPI 1-25				RPI 26-50				RPI 51-100				RPI 101+ Team's RPI: 209			
RPI	S	Opponent	Score	RPI	S	Opponent	Score	RPI	S	Opponent	Score	RPI	S	Opponent	Score
14	N	Iowa	46 90	26	A	West Virginia	41 84	77	A	Dayton	52 88	145	A	Colorado St.	44 60
18	A	Syracuse	68 95									251	H	Mt. St. Mary's	75 67
												292	H	UMES	63 50
												302	A	Central Conn. St.	61 41
												312	H	FIU	62 51
												317	A	Marshall I	68 73
												319	H	Florida A&M	61 56
												346	H	NJIT	55 43
												348	A	UMass Lowell I	65 59
LAST 12 Division I GAMES:															
319	H	Florida A&M	61 56	145	A	Colorado St.	44 60								
292	H	UMES	63 50	26	A	West Virginia	41 84								
348	A	UMass Lowell I	65 59	317	A	Marshall I	68 73								
251	H	Mt. St. Mary's	75 67	312	H	FIU	62 51								
14	N	Iowa	46 90	346	H	NJIT	55 43								
77	A	Dayton	52 88	302	A	Central Conn. St.	61 41								

Non-Div I Games: Cheyney 123 53 Lincoln (PA) 60 41

Morgan St.

Loss, Non-Conf, S Site, H Home A Away N Neutral

Average RPI Win:	266	WON-LOST	WINNING	LAST 10	STRENGTH OF	OPP. STRENGTH	TEAM	ADJ.	CONF.	ADJ CONF.
Average RPI Loss:	137	RECORD	PCT. RANK	GAMES	SCHEDULE	OF SCHEDULE	RPI	RPI	RPI	RPI

DIV. I ONLY	6- 7	198	5- 5	251	254	210	210	19	19
DIV. I NON-CONF.	4- 5	202	3- 4	209	280	189	189	17	17
TOTALS	RPI 1-25	RPI 26-50	W-L RECORDS	RPI 51-100	RPI 101-150	RPI 150+			
6- 7	0- 0	0- 2	OVERALL	1- 0	0- 1	5- 4			
4- 0	0- 0	0- 0	HOME	1- 0	0- 0	3- 0			
1- 6	0- 0	0- 2	AWAY	0- 0	0- 0	1- 4			
1- 1	0- 0	0- 0	NEUTRAL	0- 0	0- 1	1- 0			
4- 5	0- 0	0- 1	NON-CONFERENCE	1- 0	0- 1	3- 3			
2- 0	0- 0	0- 0	HOME	1- 0	0- 0	1- 0			
1- 4	0- 0	0- 1	AWAY	0- 0	0- 0	1- 3			
1- 1	0- 0	0- 0	NEUTRAL	0- 0	0- 1	1- 0			
2- 2	0- 0	0- 1	CONFERENCE	0- 0	0- 0	2- 1			
2- 0	0- 0	0- 0	HOME	0- 0	0- 0	2- 0			
0- 2	0- 0	0- 1	AWAY	0- 0	0- 0	0- 1			
0- 0	0- 0	0- 0	NEUTRAL	0- 0	0- 0	0- 0			

RPI S Opponent	Score	RPI S Opponent	Score	RPI S Opponent	Score	RPI S Opponent	Score	Team's RPI: 210
45 A Northern Colo.	69 82	48 A Southern California	47 98	96 H Wyoming	50 46	134 N Nevada	53 67	
						154 A BYU	54 75	
						185 A North Dakota	70 79	
						187 A Omaha	53 64	
						203 A Hawaii	75 81	
						204 H SFA	59 54	
						318 H Northern Ariz.	81 39	
						321 N Utah St.	64 52	
						326 H Southern Utah	91 71	
						332 A Long Beach St.	62 51	
LAST 12 Division I GAMES:								
185 A North Dakota	70 79	326 H Southern Utah	91 71	134 N Nevada	53 67	204 H SFA	59 54	
45 A Northern Colo.	69 82	154 A BYU	54 75	203 A Hawaii	75 81	318 H Northern Ariz.	81 39	
318 H Northern Ariz.	81 39	204 H SFA	59 54	326 H Southern Utah	91 71	332 A Long Beach St.	62 51	
96 H Wyoming	50 46	134 N Nevada	53 67	203 A Hawaii	75 81			
187 A Omaha	53 64	204 H SFA	59 54	318 H Northern Ariz.	81 39			
332 A Long Beach St.	62 51	326 H Southern Utah	91 71	332 A Long Beach St.	62 51			

Non-Div I Games: Mont. St. Billings 67 47 Providence (MT) 66 31

Montana St.

Average RPI	Win:	272	WON-LOST	WINNING	LAST 10	STRENGTH OF	OPP. STRENGTH	TEAM	ADJ.	CONF.	ADJ CONF.
Average RPI	Loss:	92	RECORD	PCT. RANK	GAMES	SCHEDULE	OF SCHEDULE	RPI	RPI	RPI	RPI
DIV. I ONLY		8- 5		113	6- 4	311	192	211	211	26	26
DIV. I NON-CONF.		5- 4		146	5- 3	272	248	173	173	27	27

TOTALS	RPI 1-25		RPI 26-50		W-L RECORDS	RPI 51-100		RPI 101-150		RPI 150+	
8- 5	0- 1		0- 0		OVERALL	0- 1		0- 3		8- 0	
5- 2	0- 0		0- 0		HOME	0- 0		0- 2		5- 0	
3- 3	0- 0		0- 0		AWAY	0- 0		0- 0		3- 0	
0- 0	0- 0		0- 0		NEUTRAL	0- 0		0- 0		0- 0	
5- 4	0- 1		0- 0		NON-CONFERENCE	0- 1		0- 2		5- 0	
2- 1	0- 0		0- 0		HOME	0- 0		0- 1		2- 0	
3- 3	0- 1		0- 0		AWAY	0- 1		0- 1		3- 0	
0- 0	0- 0		0- 0		NEUTRAL	0- 0		0- 0		0- 0	
3- 1	0- 0		0- 0		CONFERENCE	0- 0		0- 1		3- 0	
3- 1	0- 0		0- 0		HOME	0- 0		0- 1		3- 0	
0- 0	0- 0		0- 0		AWAY	0- 0		0- 0		0- 0	
0- 0	0- 0		0- 0		NEUTRAL	0- 0		0- 0		0- 0	

RPI 1-25				RPI 26-50				RPI 51-100				RPI 101+				Team's RPI: 211
RPI	S	Opponent	Score	RPI	S	Opponent	Score	RPI	S	Opponent	Score	RPI	S	Opponent	Score	
23	A	Ball St.	57 89					55	A	Butler	54 75	121	H	Western Ill.	68 81	
												130	A	Illinois	47 59	
												131	H	SIUE	38 61	
												168	H	Southeast Mo. St.	66 65	
												248	H	UT Martin	69 62	
												254	A	Lipscomb	71 63	
												263	A	Alabama A&M	55 52	
												273	A	Northern Ky.	53 52	
												278	H	Ark. -Pine Bluff	97 61	
												341	H	Eastern Ill.	69 59	
												347	H	Evansville	82 73	

LAST 12 Division I GAMES:																
168	H	Southeast Mo. St.	66 65	131	H	SIUE	38 61									
248	H	UT Martin	69 62	23	A	Ball St.	57 89									
341	H	Eastern Ill.	69 59	130	A	Illinois	47 59									
278	H	Ark. -Pine Bluff	97 61	121	H	Western Ill.	68 81									
254	A	Lipscomb	71 63	273	A	Northern Ky.	53 52									
263	A	Alabama A&M	55 52	347	H	Evansville	82 73									

Non-Div I Games: Christian Bros. 73 50 Trevecca Nazarene 80 72

Austin Peay

Average RPI Win:	257	WON-LOST	WINNING	LAST 10	STRENGTH OF	OPP. STRENGTH	TEAM	ADJ.	CONF.	ADJ CONF.
Average RPI Loss:	121	RECORD	PCT. RANK	GAMES	SCHEDULE	OF SCHEDULE	RPI	RPI	RPI	RPI
DIV. I ONLY	7- 9	209	3- 7	213	222	212	212	12	12	
DIV. I NON-CONF.	5- 8	221	2- 7	155	266	195	195	12	12	

TOTALS	RPI 1-25	RPI 26-50	W-L RECORDS	RPI 51-100	RPI 101-150	RPI 150+				
7- 9	0- 0	0- 1	OVERALL	0- 2	0- 4	7- 2				
1- 5	0- 0	0- 1	HOME	0- 1	0- 3	1- 0				
5- 1	0- 0	0- 0	AWAY	0- 0	0- 0	5- 0				
1- 3	0- 0	0- 0	NEUTRAL	0- 1	0- 0	1- 2				
5- 8	0- 0	0- 1	NON-CONFERENCE	0- 2	0- 3	5- 2				
0- 4	0- 0	0- 1	HOME	0- 1	0- 2	0- 0				
4- 1	0- 0	0- 0	AWAY	0- 0	0- 1	4- 0				
1- 3	0- 0	0- 0	NEUTRAL	0- 1	0- 0	1- 2				
2- 1	0- 0	0- 0	CONFERENCE	0- 0	0- 1	2- 0				
1- 1	0- 0	0- 0	HOME	0- 0	0- 1	1- 0				
1- 0	0- 0	0- 0	AWAY	0- 0	0- 0	1- 0				
0- 0	0- 0	0- 0	NEUTRAL	0- 0	0- 0	0- 0				

RPI	S	Opponent	Score	RPI	S	Opponent	Score	RPI	S	Opponent	Score	RPI	S	Opponent	Score
31	H	Quinnipiac	65 81	78	H	Wake Forest	81 85	84	N	Wright St.	69 85	101	H	Navy	56 76
												114	H	Saint Louis	61 79
												129	A	Stetson	67 72
												140	H	William & Mary	64 78
												162	A	Columbia	85 79
												184	H	La Salle	77 51
												186	N	Florida	80 87
												225	N	Bethune-Cookman	50 63
												245	A	Fairfield	72 67
												252	A	East Carolina	65 64
												315	A	Old Dominion	54 45
												320	A	Rhode Island	74 53
												324	N	Savannah St.	100 63

LAST 12 Division I GAMES:															
184	H	La Salle	77 51	225	N	Bethune-Cookman	50 63	129	A	Stetson	67 72	101	H	Navy	56 76
114	H	Saint Louis	61 79	31	H	Quinnipiac	65 81	140	H	William & Mary	64 78	84	N	Wright St.	69 85
320	A	Rhode Island	74 53	324	N	Savannah St.	100 63	315	A	Old Dominion	54 45				
84	N	Wright St.	69 85	186	N	Florida	80 87								

Non-Div I Games:

Richmond

Average RPI Win:	258	WON-LOST	WINNING	LAST 10	STRENGTH OF	OPP. STRENGTH	TEAM	ADJ.	CONF.	ADJ CONF.
Average RPI Loss:	129	RECORD	PCT. RANK	GAMES	SCHEDULE	OF SCHEDULE	RPI	RPI	RPI	RPI
DIV. I ONLY	8- 5	113	7- 3	293	227	213	213	18	18	
DIV. I NON-CONF.	6- 5	153	6- 4	311	173	244	244	19	19	

TOTALS	RPI 1-25	RPI 26-50	W-L RECORDS	RPI 51-100	RPI 101-150	RPI 150+				
8- 5	0- 0	0- 0	OVERALL	0- 3	1- 0	7- 2				
6- 2	0- 0	0- 0	HOME	0- 1	1- 0	5- 1				
2- 2	0- 0	0- 0	AWAY	0- 2	0- 0	2- 0				
0- 1	0- 0	0- 0	NEUTRAL	0- 0	0- 0	0- 1				
6- 5	0- 0	0- 0	NON-CONFERENCE	0- 3	0- 0	6- 2				
4- 2	0- 0	0- 0	HOME	0- 1	0- 0	4- 1				
2- 2	0- 0	0- 0	AWAY	0- 2	0- 0	2- 0				
0- 1	0- 0	0- 0	NEUTRAL	0- 0	0- 0	0- 1				
2- 0	0- 0	0- 0	CONFERENCE	0- 0	1- 0	1- 0				
2- 0	0- 0	0- 0	HOME	0- 0	1- 0	1- 0				
0- 0	0- 0	0- 0	AWAY	0- 0	0- 0	0- 0				
0- 0	0- 0	0- 0	NEUTRAL	0- 0	0- 0	0- 0				

RPI 1-25				RPI 26-50				RPI 51-100				RPI 101+				Team's RPI: 213	
RPI	S	Opponent	Score	RPI	S	Opponent	Score	RPI	S	Opponent	Score	RPI	S	Opponent	Score		
								70	H	Mercer	55	66	136	H	UTEP	72	66
								72	A	Nebraska	69	86	155	N	Bowling Green	55	66
								87	A	Colorado	69	76	200	H	North Florida	83	75
													242	H	UMKC	65	55
													262	H	Grand Canyon	73	77
													285	A	Indiana St.	66	58
													287	A	Georgia St.	82	50
													296	H	Delaware St.	90	67
													303	H	St. Francis Brooklyn	80	60
													317	H	Marshall	79	59
LAST 12 Division I GAMES:																	
136	H	UTEP	72	66	296	H	Delaware St.	90	67								
317	H	Marshall	79	59	72	A	Nebraska	69	86								
242	H	UMKC	65	55	287	A	Georgia St.	82	50								
303	H	St. Francis Brooklyn	80	60	200	H	North Florida	83	75								
285	A	Indiana St.	66	58	262	H	Grand Canyon	73	77								
87	A	Colorado	69	76	155	N	Bowling Green	55	66								

Non-Div I Games:

Fla. Atlantic

Average RPI Win:	255	WON-LOST	WINNING	LAST 10	STRENGTH OF	OPP. STRENGTH	TEAM	ADJ.	CONF.	ADJ CONF.
Average RPI Loss:	107	RECORD	PCT. RANK	GAMES	SCHEDULE	OF SCHEDULE	RPI	RPI	RPI	RPI
DIV. I ONLY	6- 9	222	4- 5	203	125	214	214	19	19	
DIV. I NON-CONF.	4- 7	226	3- 4	199	119	231	231	17	17	

TOTALS	RPI 1-25	RPI 26-50	W-L RECORDS	RPI 51-100	RPI 101-150	RPI 150+				
6- 9	0- 1	0- 1	OVERALL	0- 3	0- 0	6- 4				
3- 3	0- 0	0- 1	HOME	0- 0	0- 0	3- 2				
2- 5	0- 1	0- 0	AWAY	0- 2	0- 0	2- 2				
1- 1	0- 0	0- 0	NEUTRAL	0- 1	0- 0	1- 0				
4- 7	0- 1	0- 0	NON-CONFERENCE	0- 3	0- 0	4- 3				
2- 2	0- 0	0- 0	HOME	0- 0	0- 0	2- 2				
1- 4	0- 1	0- 0	AWAY	0- 2	0- 0	1- 1				
1- 1	0- 0	0- 0	NEUTRAL	0- 1	0- 0	1- 0				
2- 2	0- 0	0- 1	CONFERENCE	0- 0	0- 0	2- 1				
1- 1	0- 0	0- 1	HOME	0- 0	0- 0	1- 0				
1- 1	0- 0	0- 0	AWAY	0- 0	0- 0	1- 1				
0- 0	0- 0	0- 0	NEUTRAL	0- 0	0- 0	0- 0				

RPI 1-25				RPI 26-50				RPI 51-100				RPI 101+ Team's RPI: 214			
RPI	S	Opponent	Score	RPI	S	Opponent	Score	RPI	S	Opponent	Score	RPI	S	Opponent	Score
6	A	Oregon	40 81	45	H	Northern Colo.	65 70	60	N	Saint Mary's (CA)	56 76	154	H	BYU	69 73
								62	A	Gonzaga	45 69	170	A	Portland St.	60 75
								65	A	Purdue	40 65	185	H	North Dakota	74 70
												195	A	Fresno St.	56 81
												205	H	Boise St.	57 61
												217	H	Cal Poly	75 72
												239	A	Sacramento St.	83 72
												248	N	UT Martin	61 58
												305	A	Air Force	65 63
												338	H	Utah Valley	61 41
LAST 12 Division I GAMES:															
239	A	Sacramento St.	83 72	45	H	Northern Colo.	65 70	248	N	UT Martin	61 58				
170	A	Portland St.	60 75	60	N	Saint Mary's (CA)	56 76	65	A	Purdue	40 65				
185	H	North Dakota	74 70	62	A	Gonzaga	45 69	217	H	Cal Poly	75 72				
62	A	Utah Valley	61 41	205	H	Boise St.	57 61								
338	H	Oregon	40 81												

Non-Div I Games: Multnomah 88 42

Eastern Wash.

Average RPI Win:	256	WON-LOST	WINNING	LAST 10	STRENGTH OF	OPP. STRENGTH	TEAM	ADJ.	CONF.	ADJ CONF.
Average RPI Loss:	80	RECORD	PCT. RANK	GAMES	SCHEDULE	OF SCHEDULE	RPI	RPI	RPI	RPI
DIV. I ONLY	5- 12	273	4- 6	76	109	215	215	8	8	
DIV. I NON-CONF.	5- 9	238	5- 4	118	120	209	209	7	7	

TOTALS	RPI 1-25	RPI 26-50	W-L RECORDS	RPI 51-100	RPI 101-150	RPI 150+				
5- 12	0- 1	0- 4	OVERALL	0- 3	0- 3	5- 1				
4- 3	0- 0	0- 0	HOME	0- 1	0- 2	4- 0				
0- 8	0- 1	0- 4	AWAY	0- 2	0- 0	0- 1				
1- 1	0- 0	0- 0	NEUTRAL	0- 0	0- 1	1- 0				
5- 9	0- 1	0- 3	NON-CONFERENCE	0- 2	0- 2	5- 1				
4- 2	0- 0	0- 0	HOME	0- 1	0- 1	4- 0				
0- 6	0- 1	0- 3	AWAY	0- 1	0- 0	0- 1				
1- 1	0- 0	0- 0	NEUTRAL	0- 0	0- 1	1- 0				
0- 3	0- 0	0- 1	CONFERENCE	0- 1	0- 1	0- 0				
0- 1	0- 0	0- 0	HOME	0- 0	0- 1	0- 0				
0- 2	0- 0	0- 1	AWAY	0- 1	0- 0	0- 0				
0- 0	0- 0	0- 0	NEUTRAL	0- 0	0- 0	0- 0				

RPI 1-25				RPI 26-50				RPI 51-100				RPI 101+ Team's RPI: 215			
RPI	S	Opponent	Score	RPI	S	Opponent	Score	RPI	S	Opponent	Score	RPI	S	Opponent	Score
12	A	Tennessee	56 68	28	A	Houston	55 73	53	A	Oklahoma St.	67 91	121	H	Western Ill.	65 78
				46	A	South Dakota St.	64 96	57	A	UCF	53 59	130	N	Illinois	67 68
				47	A	New Mexico	62 76	100	H	South Dakota	48 62	139	H	Tulsa	62 67
				49	A	Creighton	61 66					183	A	Missouri St.	71 94
												183	H	Missouri St.	72 58
												223	N	UC Irvine	76 53
												242	H	UMKC	72 63
												301	H	Alcorn	87 46
												333	H	Chicago St.	66 63

LAST 12 Division I GAMES:															
				57	A	UCF	53 59	46	A	South Dakota St.	64 96				
				28	A	Houston	55 73	301	H	Alcorn	87 46				
				139	H	Tulsa	62 67	333	H	Chicago St.	66 63				
				183	H	Missouri St.	72 58	242	H	UMKC	72 63				
				223	N	UC Irvine	76 53	183	A	Missouri St.	71 94				
				130	N	Illinois	67 68	121	H	Western Ill.	65 78				

Non-Div I Games:

Wichita St.

Average RPI		Win: 282	WON-LOST RECORD	WINNING PCT. RANK	LAST 10 GAMES	STRENGTH OF SCHEDULE	OPP. STRENGTH OF SCHEDULE	TEAM RPI	ADJ. RPI	CONF. RPI	ADJ. CONF. RPI
Loss: 176											
DIV. I ONLY			8- 5	113	7- 3	305	345	216	216	30	30
DIV. I NON-CONF.			7- 5	131	6- 5	281	344	204	204	30	30
TOTALS		RPI 1-25		RPI 26-50		W-L RECORDS		RPI 51-100		RPI 101-150	RPI 150+
8- 5	0- 0		0- 0		OVERALL	0- 0		1- 2		7- 3	
3- 2	0- 0		0- 0		HOME	0- 0		0- 1		3- 1	
4- 2	0- 0		0- 0		AWAY	0- 0		1- 1		3- 1	
1- 1	0- 0		0- 0		NEUTRAL	0- 0		0- 0		1- 1	
7- 5	0- 0		0- 0		NON-CONFERENCE	0- 0		1- 2		6- 3	
2- 2	0- 0		0- 0		HOME	0- 0		0- 1		2- 1	
4- 2	0- 0		0- 0		AWAY	0- 0		1- 1		3- 1	
1- 1	0- 0		0- 0		NEUTRAL	0- 0		0- 0		1- 1	
1- 0	0- 0		0- 0		CONFERENCE	0- 0		0- 0		1- 0	
1- 0	0- 0		0- 0		HOME	0- 0		0- 0		1- 0	
0- 0	0- 0		0- 0		AWAY	0- 0		0- 0		0- 0	
0- 0	0- 0		0- 0		NEUTRAL	0- 0		0- 0		0- 0	

RPI 1-25				RPI 26-50				RPI 51-100				RPI 101+				Team's RPI: 216	
RPI	S	Opponent	Score	RPI	S	Opponent	Score	RPI	S	Opponent	Score	RPI	S	Opponent	Score		
												101	A	Navy	51	70	
												112	H	High Point	56	59	
												140	A	William & Mary	80	74	
												155	N	Bowling Green	50	59	
												252	A	East Carolina	46	51	
												260	H	Loyola Maryland	58	61	
												269	A	Campbell	53	27	
												274	H	UNCG	64	63	
												289	H	Towson	86	76	
												303	N	St. Francis Brooklyn	52	51	
												307	H	Coppin St.	71	57	
												323	A	VCU	66	52	
												349	A	Longwood	64	45	
LAST 12 Division I GAMES:																	
				307	H	Coppin St.	71 57	269	A	Campbell	53 27						
				349	A	Longwood	64 45	274	H	UNCG	64 63						
				140	A	William & Mary	80 74	289	H	Towson	86 76						
				155	N	Bowling Green	50 59	252	A	East Carolina	46 51						
				260	H	Loyola Maryland	58 61	112	H	High Point	56 59						
				101	A	Navy	51 70	303	N	St. Francis Brooklyn	52 51						

Non-Div I Games:

Norfolk St.

C
a
l
P
o
l
y

Cal Poly				Through Games Of Jan. 7, 2018							
Average RPI Win:	254	WON-LOST	WINNING	LAST 10		STRENGTH OF	OPP. STRENGTH	TEAM	ADJ.	CONF.	ADJ CONF.
Average RPI Loss:	180	RECORD	PCT. RANK	GAMES		SCHEDULE	OF SCHEDULE	RPI	RPI	RPI	RPI
DIV. I ONLY		6- 7	198	5- 4		285	271	217	217	22	22
DIV. I NON-CONF.		5- 6	187	4- 5		253	293	216	216	23	23

TOTALS		RPI 1-25	RPI 26-50		W-L RECORDS		RPI 51-100		RPI 101-150		RPI 150+
6- 7	0- 0	0- 0		OVERALL		0- 2	0- 0		6- 5		
3- 1	0- 0	0- 0		HOME		0- 0	0- 0		3- 1		
3- 6	0- 0	0- 0		AWAY		0- 2	0- 0		3- 4		
0- 0	0- 0	0- 0		NEUTRAL		0- 0	0- 0		0- 0		
5- 6	0- 0	0- 0		NON-CONFERENCE		0- 2	0- 0		5- 4		
3- 1	0- 0	0- 0		HOME		0- 0	0- 0		3- 1		
2- 5	0- 0	0- 0		AWAY		0- 2	0- 0		2- 3		
0- 0	0- 0	0- 0		NEUTRAL		0- 0	0- 0		0- 0		
1- 1	0- 0	0- 0		CONFERENCE		0- 0	0- 0		1- 1		
0- 0	0- 0	0- 0		HOME		0- 0	0- 0		0- 0		
1- 1	0- 0	0- 0		AWAY		0- 0	0- 0		1- 1		
0- 0	0- 0	0- 0		NEUTRAL		0- 0	0- 0		0- 0		

RPI 1-25				RPI 26-50				RPI 51-100				RPI 101+ Team's RPI: 217			
RPI	S	Opponent	Score	RPI	S	Opponent	Score	RPI	S	Opponent	Score	RPI	S	Opponent	Score
								60	A	Saint Mary's (CA)	64 82	159	H	Robert Morris	50 66
								61	A	Minnesota	68 112	197	A	San Francisco	71 83
												197	H	San Francisco	88 83
												214	A	Eastern Wash.	72 75
												230	A	UC Santa Barbara	68 73
												232	A	UC Riverside	87 82
												246	H	CSU Bakersfield	59 57
												262	H	Grand Canyon	75 69
												266	A	North Dakota St.	73 69
												318	A	Northern Ariz.	89 73
												338	A	Utah Valley	70 89

LAST 12 Division I GAMES:															
230	A	UC Santa Barbara	68 73	338	A	Utah Valley	70 89								
232	A	UC Riverside	87 82	266	A	North Dakota St.	73 69								
246	H	CSU Bakersfield	59 57	61	A	Minnesota	68 112								
159	H	Robert Morris	50 66	214	A	Eastern Wash.	72 75								
60	A	Saint Mary's (CA)	64 82	318	A	Northern Ariz.	89 73								
262	H	Grand Canyon	75 69	197	H	San Francisco	88 83								

Non-Div I Games: Cal St. Monterey Bay77 44

Cal Poly

C
a
l
P
o
l
y

Average RPI Win:	260	WON-LOST	WINNING	LAST 10	STRENGTH OF	OPP. STRENGTH	TEAM	ADJ.	CONF.	ADJ CONF.
Average RPI Loss:	131	RECORD	PCT. RANK	GAMES	SCHEDULE	OF SCHEDULE	RPI	RPI	RPI	RPI
DIV. I ONLY	5- 10	255	4- 6	115	270	218	218	10	10	
DIV. I NON-CONF.	4- 7	226	3- 5	156	195	206	206	11	11	

TOTALS	RPI 1-25	RPI 26-50	W-L RECORDS	RPI 51-100	RPI 101-150	RPI 150+				
5- 10	0- 1	0- 2	OVERALL	0- 1	0- 3	5- 3				
2- 6	0- 0	0- 0	HOME	0- 1	0- 2	2- 3				
3- 4	0- 1	0- 2	AWAY	0- 0	0- 1	3- 0				
0- 0	0- 0	0- 0	NEUTRAL	0- 0	0- 0	0- 0				
4- 7	0- 1	0- 2	NON-CONFERENCE	0- 1	0- 1	4- 2				
2- 3	0- 0	0- 0	HOME	0- 1	0- 0	2- 2				
2- 4	0- 1	0- 2	AWAY	0- 0	0- 1	2- 0				
0- 0	0- 0	0- 0	NEUTRAL	0- 0	0- 0	0- 0				
1- 3	0- 0	0- 0	CONFERENCE	0- 0	0- 2	1- 1				
0- 3	0- 0	0- 0	HOME	0- 0	0- 2	0- 1				
1- 0	0- 0	0- 0	AWAY	0- 0	0- 0	1- 0				
0- 0	0- 0	0- 0	NEUTRAL	0- 0	0- 0	0- 0				

RPI 1-25				RPI 26-50				RPI 51-100				RPI 101+				Team's RPI: 218
RPI	S	Opponent	Score	RPI	S	Opponent	Score	RPI	S	Opponent	Score	RPI	S	Opponent	Score	
11	A	South Carolina	43 69	40	A	Michigan St.	43 107	78	H	Wake Forest	40 77	108	H	Delaware	59 68	
				43	A	Central Mich.	58 79					135	A	Furman	58 72	
												140	H	William & Mary	54 68	
												200	A	North Florida	73 69	
												207	H	Hofstra	60 75	
												254	H	Lipscomb	85 69	
												269	H	Campbell	45 53	
												275	H	Wofford	59 51	
												276	H	Appalachian St.	70 76	
												280	A	Coastal Caro.	72 70	
												289	A	Towson	80 67	
LAST 12 Division I GAMES:																
108	H	Delaware	59 68	140	H	William & Mary	54 68									
207	H	Hofstra	60 75	78	H	Wake Forest	40 77									
289	A	Towson	80 67	275	H	Wofford	59 51									
276	H	Appalachian St.	70 76	200	A	North Florida	73 69									
269	H	Campbell	45 53	11	A	South Carolina	43 69									
40	A	Michigan St.	43 107	280	A	Coastal Caro.	72 70									

Non-Div I Games:

Col. of Charleston

RPI 1-25				RPI 26-50				RPI 51-100				RPI 101+				Team's RPI: 219	
RPI	S	Opponent	Score	RPI	S	Opponent	Score	RPI	S	Opponent	Score	RPI	S	Opponent	Score		
12	A	Tennessee	69 131									102	A	Ole Miss	93 96		
												109	A	Tulane	75 106		
												119	H	Jacksonville	89 88		
												138	A	Middle Tenn.	57 73		
												143	A	UT Arlington	57 76		
												149	A	Samford	73 80		
												149	N	Samford	76 82		
												153	A	Texas St.	75 83		
												287	H	Georgia St.	90 86		
												291	A	Alabama St.	93 63		
												325	H	Ga. Southern	88 47		
												334	A	Tennessee St.	95 66		
LAST 12 Division I GAMES:																	
				153	A	Texas St.	75 83	325	H	Ga. Southern	88 47						
				143	A	UT Arlington	57 76	149	N	Samford	76 82						
				287	H	Georgia St.	90 86	109	A	Tulane	75 106						
				119	H	Jacksonville	89 88	149	A	Samford	73 80						
				334	A	Tennessee St.	95 66	138	A	Middle Tenn.	57 73						
				102	A	Ole Miss	93 96	12	A	Tennessee	69 131						

Page 219

Average RPI	Win:	275	WON-LOST	WINNING	LAST 10	STRENGTH OF	OPP. STRENGTH	TEAM	ADJ.	CONF.	ADJ CONF.
Average RPI	Loss:	92	RECORD	PCT. RANK	GAMES	SCHEDULE	OF SCHEDULE	RPI	RPI	RPI	RPI
DIV. I ONLY		6- 7		198	3- 6	279	65	220	220	18	18
DIV. I NON-CONF.		6- 5		153	4- 5	298	76	210	210	19	19

TOTALS	RPI 1-25		RPI 26-50		W-L RECORDS	RPI 51-100		RPI 101-150		RPI 150+	
6- 7	0- 1		0- 1		OVERALL	0- 1		1- 3		5- 1	
5- 1	0- 0		0- 0		HOME	0- 0		1- 1		4- 0	
1- 6	0- 1		0- 1		AWAY	0- 1		0- 2		1- 1	
0- 0	0- 0		0- 0		NEUTRAL	0- 0		0- 0		0- 0	
6- 5	0- 1		0- 0		NON-CONFERENCE	0- 1		1- 3		5- 0	
5- 1	0- 0		0- 0		HOME	0- 0		1- 1		4- 0	
1- 4	0- 1		0- 0		AWAY	0- 1		0- 2		1- 0	
0- 0	0- 0		0- 0		NEUTRAL	0- 0		0- 0		0- 0	
0- 2	0- 0		0- 1		CONFERENCE	0- 0		0- 0		0- 1	
0- 0	0- 0		0- 0		HOME	0- 0		0- 0		0- 0	
0- 2	0- 0		0- 1		AWAY	0- 0		0- 0		0- 1	
0- 0	0- 0		0- 0		NEUTRAL	0- 0		0- 0		0- 0	

RPI 1-25				RPI 26-50				RPI 51-100				RPI 101+ Team's RPI: 220			
RPI	S	Opponent	Score	RPI	S	Opponent	Score	RPI	S	Opponent	Score	RPI	S	Opponent	Score
3	A	Mississippi St.	56 91	37	A	Western Ky.	60 81	56	A	Georgia Tech	44 63	102	A	Ole Miss	59 68
												109	H	Tulane	66 58
												117	H	South Ala.	57 78
												149	A	Samford	56 61
												180	A	Charlotte	56 66
												291	H	Alabama St.	72 35
												300	H	Sam Houston St.	58 38
												301	H	Alcorn	72 67
												310	A	Northwestern St.	71 59
												339	H	Mississippi Val.	84 69

LAST 12 Division I GAMES:															
37	A	Western Ky.	60 81	149	A	Samford	56 61	300	H	Sam Houston St.	58 38	102	A	Ole Miss	59 68
180	A	Charlotte	56 66	300	H	Sam Houston St.	58 38	102	A	Ole Miss	59 68	117	H	South Ala.	57 78
56	A	Georgia Tech	44 63	102	A	Ole Miss	59 68	117	H	South Ala.	57 78	310	A	Northwestern St.	71 59
301	H	Alcorn	72 67	117	H	South Ala.	57 78	310	A	Northwestern St.	71 59	291	H	Alabama St.	72 35
3	A	Mississippi St.	56 91	310	A	Northwestern St.	71 59	291	H	Alabama St.	72 35				
339	H	Mississippi Val.	84 69	291	H	Alabama St.	72 35								

Non-Div I Games: William Carey 82 44 Blue Mountain (MS) 96 46

Southern Miss.

Average RPI		Win: 294	WON-LOST RECORD	WINNING PCT. RANK	LAST 10 GAMES	STRENGTH OF SCHEDULE	OPP. STRENGTH OF SCHEDULE	TEAM RPI	ADJ. RPI	CONF. RPI	ADJ CONF. RPI
DIV. I ONLY			6- 9	222	3- 7	88	216	221	221	6	6
DIV. I NON-CONF.			6- 5	153	4- 4	225	255	240	240	6	6

TOTALS		RPI 1-25		RPI 26-50		W-L RECORDS	RPI 51-100	RPI 101-150		RPI 150+	
6- 9		0- 2		0- 3		OVERALL	0- 2	0- 1		6- 1	
6- 5		0- 1		0- 1		HOME	0- 2	0- 0		6- 1	
0- 4		0- 1		0- 2		AWAY	0- 0	0- 1		0- 0	
0- 0		0- 0		0- 0		NEUTRAL	0- 0	0- 0		0- 0	
6- 5		0- 1		0- 3		NON-CONFERENCE	0- 0	0- 0		6- 1	
6- 3		0- 1		0- 1		HOME	0- 0	0- 0		6- 1	
0- 2		0- 0		0- 2		AWAY	0- 0	0- 0		0- 0	
0- 0		0- 0		0- 0		NEUTRAL	0- 0	0- 0		0- 0	
0- 4		0- 1		0- 0		CONFERENCE	0- 2	0- 1		0- 0	
0- 2		0- 0		0- 0		HOME	0- 2	0- 0		0- 0	
0- 2		0- 1		0- 0		AWAY	0- 0	0- 1		0- 0	
0- 0		0- 0		0- 0		NEUTRAL	0- 0	0- 0		0- 0	

RPI	S	Opponent	Score	RPI	S	Opponent	Score	RPI	S	Opponent	Score	RPI	S	Opponent	Score	Team's RPI: 221
17	H	Texas A&M	56 90	28	A	Houston	75 79	53	H	Oklahoma St.	57 98	113	A	TCU	72 93	
20	A	Baylor	49 97	44	H	LSU	40 48	93	H	Kansas	47 60	153	H	Texas St.	70 87	
				47	A	New Mexico	56 90					261	H	Incarnate Word	80 54	
												277	H	UTRGV	80 64	
												278	H	Ark. -Pine Bluff	74 47	
												282	H	Prairie View	89 60	
												319	H	Florida A&M	82 63	
												348	H	UMass Lowell	93 65	

LAST 12 Division I GAMES:																
113	A	TCU	72 93	53	H	Oklahoma St.	57 98	261	H	Incarnate Word	80 54					
93	H	Kansas	47 60	277	H	UTRGV	80 64									
20	A	Baylor	49 97	282	H	Prairie View	89 60									
44	H	LSU	40 48	47	A	New Mexico	56 90									
17	H	Texas A&M	56 90	28	A	Houston	75 79									
348	H	UMass Lowell	93 65													

Non-Div I Games:

Texas Tech

Average RPI Win:	206	WON-LOST	WINNING	LAST 10	STRENGTH OF	OPP. STRENGTH	TEAM	ADJ.	CONF.	ADJ CONF.
Average RPI Loss:	158	RECORD	PCT. RANK	GAMES	SCHEDULE	OF SCHEDULE	RPI	RPI	RPI	RPI
DIV. I ONLY	6- 10	240	3- 7	200	176	222	222	31	31	
DIV. I NON-CONF.	6- 9	215	4- 7	184	158	212	212	31	31	

TOTALS	RPI 1-25	RPI 26-50	W-L RECORDS	RPI 51-100	RPI 101-150	RPI 150+				
6- 10	0- 1	0- 0	OVERALL	0- 1	0- 2	6- 6				
2- 6	0- 0	0- 0	HOME	0- 1	0- 1	2- 4				
4- 4	0- 1	0- 0	AWAY	0- 0	0- 1	4- 2				
0- 0	0- 0	0- 0	NEUTRAL	0- 0	0- 0	0- 0				
6- 9	0- 1	0- 0	NON-CONFERENCE	0- 1	0- 2	6- 5				
2- 6	0- 0	0- 0	HOME	0- 1	0- 1	2- 4				
4- 3	0- 1	0- 0	AWAY	0- 0	0- 1	4- 1				
0- 0	0- 0	0- 0	NEUTRAL	0- 0	0- 0	0- 0				
0- 1	0- 0	0- 0	CONFERENCE	0- 0	0- 0	0- 1				
0- 0	0- 0	0- 0	HOME	0- 0	0- 0	0- 0				
0- 1	0- 0	0- 0	AWAY	0- 0	0- 0	0- 1				
0- 0	0- 0	0- 0	NEUTRAL	0- 0	0- 0	0- 0				

RPI 1-25				RPI 26-50				RPI 51-100				RPI 101+ Team's RPI: 222			
RPI	S	Opponent	Score	RPI	S	Opponent	Score	RPI	S	Opponent	Score	RPI	S	Opponent	Score
25	A	Cal i forni a	67 87					58	H	UC Davi s	53 79	126	A	Washi ngton	76 84
												134	H	Nevada	65 74
												164	H	Paci fi c	73 85
												170	H	Portland St.	91 77
												176	A	Idaho	68 60
												179	H	Idaho St.	69 74
												198	A	Pepperdi ne	65 62
												201	H	San Diego	80 73
												203	H	Hawai i	58 73
												208	A	CSUN	62 67
												223	H	UC Irvi ne	79 84
												230	A	UC Santa Barbara	77 71
												258	A	Montana	78 64
												262	A	Grand Canyon	63 74
LAST 12 Division I GAMES:															
262	A	Grand Canyon	63 74	126	A	Washi ngton	76 84								
208	A	CSUN	62 67	164	H	Paci fi c	73 85								
223	H	UC Irvi ne	79 84	176	A	Idaho	68 60								
25	A	Cal i forni a	67 87	258	A	Montana	78 64								
58	H	UC Davi s	53 79	134	H	Nevada	65 74								
170	H	Portland St.	91 77	201	H	San Diego	80 73								

Non-Div I Games:

Seattle U

UC Irvine				Through Games Of Jan. 7, 2018							
Average RPI	Win:	274	WON-LOST	WINNING	LAST 10	STRENGTH OF	OPP. STRENGTH	TEAM	ADJ.	CONF.	ADJ CONF.
Average RPI	Loss:	133	RECORD	PCT. RANK	GAMES	SCHEDULE	OF SCHEDULE	RPI	RPI	RPI	RPI
DIV. I ONLY			7- 7	166	5- 4	275	253	223	223	22	22
DIV. I NON-CONF.			7- 6	165	5- 5	304	273	233	233	23	23

TOTALS	RPI 1-25			RPI 26-50		W-L RECORDS	RPI 51-100	RPI 101-150		RPI 150+	
7- 7	0- 0			0- 1		OVERALL	0- 1	0- 2		7- 3	
3- 3	0- 0			0- 0		HOME	0- 1	0- 0		3- 2	
4- 2	0- 0			0- 1		AWAY	0- 0	0- 1		4- 0	
0- 2	0- 0			0- 0		NEUTRAL	0- 0	0- 1		0- 1	
7- 6	0- 0			0- 1		NON-CONFERENCE	0- 0	0- 2		7- 3	
3- 2	0- 0			0- 0		HOME	0- 0	0- 0		3- 2	
4- 2	0- 0			0- 1		AWAY	0- 0	0- 1		4- 0	
0- 2	0- 0			0- 0		NEUTRAL	0- 0	0- 1		0- 1	
0- 1	0- 0			0- 0		CONFERENCE	0- 1	0- 0		0- 0	
0- 1	0- 0			0- 0		HOME	0- 1	0- 0		0- 0	
0- 0	0- 0			0- 0		AWAY	0- 0	0- 0		0- 0	
0- 0	0- 0			0- 0		NEUTRAL	0- 0	0- 0		0- 0	

RPI 1-25				RPI 26-50				RPI 51-100				RPI 101+ Team's RPI: 223			
RPI	S	Opponent	Score	RPI	S	Opponent	Score	RPI	S	Opponent	Score	RPI	S	Opponent	Score
				47	A	New Mexico	61 83	58	H	UC Davis	67 76	130	N	Illinois	59 65
												132	A	UNLV	54 73
												170	H	Portland St.	72 82
												179	H	Idaho St.	72 78
												198	H	Pepperdine	75 74
												215	N	Wichita St.	53 76
												222	A	Seattle U	84 79
												246	A	CSU Bakersfield	72 59
												267	A	San Diego St.	67 65
												321	H	Utah St.	87 84
												326	A	Southern Utah	71 64
												340	H	Portland	63 52
LAST 12 Division I GAMES:															
				58	H	UC Davis	67 76	170	H	Portland St.	72 82				
				246	A	CSU Bakersfield	72 59	267	A	San Diego St.	67 65				
				222	A	Seattle U	84 79	326	A	Southern Utah	71 64				
				130	N	Illinois	59 65	198	H	Pepperdine	75 74				
				179	H	Idaho St.	72 78	215	N	Wichita St.	53 76				
				340	H	Portland	63 52	47	A	New Mexico	61 83				

Non-Div I Games: Chapman 92 57

Average RPI Win:	293	WON-LOST	WINNING	LAST 10	STRENGTH OF	OPP. STRENGTH	TEAM	ADJ.	CONF.	ADJ CONF.
Average RPI Loss:	112	RECORD	PCT. RANK	GAMES	SCHEDULE	OF SCHEDULE	RPI	RPI	RPI	RPI
DIV. I ONLY	5- 9	244	4- 5	207	221	224	224	27	27	
DIV. I NON-CONF.	3- 7	253	2- 5	75	187	198	198	26	26	

TOTALS	RPI 1-25	RPI 26-50	W-L RECORDS	RPI 51-100	RPI 101-150	RPI 150+				
5- 9	0- 1	0- 1	OVERALL	0- 1	0- 4	5- 2				
3- 2	0- 0	0- 1	HOME	0- 0	0- 0	3- 1				
2- 7	0- 0	0- 0	AWAY	0- 0	0- 1	2- 0				
0- 0	0- 0	0- 0	NEUTRAL	0- 0	0- 0	0- 0				
3- 7	0- 1	0- 1	NON-CONFERENCE	0- 1	0- 3	3- 1				
2- 2	0- 0	0- 1	HOME	0- 0	0- 0	2- 1				
1- 5	0- 1	0- 0	AWAY	0- 1	0- 3	1- 0				
0- 0	0- 0	0- 0	NEUTRAL	0- 0	0- 0	0- 0				
2- 2	0- 0	0- 0	CONFERENCE	0- 0	0- 1	2- 1				
1- 0	0- 0	0- 0	HOME	0- 0	0- 0	1- 0				
1- 2	0- 0	0- 0	AWAY	0- 0	0- 1	1- 1				
0- 0	0- 0	0- 0	NEUTRAL	0- 0	0- 0	0- 0				

RPI 1-25				RPI 26-50				RPI 51-100				RPI 101+ Team's RPI: 224			
RPI	S	Opponent	Score	RPI	S	Opponent	Score	RPI	S	Opponent	Score	RPI	S	Opponent	Score
15	A	Missouri	45 81	28	H	Houston	66 78	88	A	Miami (FL)	46 76	109	A	Tulane	56 79
												117	A	South Ala.	45 67
												128	A	Lamar University	77 100
												141	A	Louisiana	57 66
												155	H	Jacksonville St.	54 59
												208	H	CSUN	76 73
												231	A	Abilene Christian	70 80
												283	A	McNeese	77 64
												294	H	Texas Southern	72 69
												336	H	Houston Baptist	70 52
												343	A	La.-Monroe	89 51

LAST 12 Division I GAMES:															
283	A	McNeese	77 64	231	A	Abilene Christian	70 80								
128	A	Lamar University	77 100	294	H	Texas Southern	72 69								
336	H	Houston Baptist	70 52	343	A	La.-Monroe	89 51								
117	A	South Ala.	45 67	109	A	Tulane	56 79								
88	A	Miami (FL)	46 76	15	A	Missouri	45 81								
28	H	Houston	66 78	155	H	Jacksonville St.	54 59								

Non-Div I Games: Xavier (LA) 85 50

New Orleans

Average RPI Win: 254
Average RPI Loss: 177

WON-LOST
RECORD

WINNING
PCT. RANK

LAST 10
GAMES

STRENGTH OF
SCHEDULE

OPP. STRENGTH
OF SCHEDULE

TEAM
RPI

ADJ.
RPI

CONF.
RPI

ADJ CONF.
RPI

DIV. I ONLY	8- 4	85	6- 3	338	252	225	225	30	30
DIV. I NON-CONF.	6- 4	120	5- 4	328	234	245	245	30	30
<hr/>									
TOTALS	RPI 1-25	RPI 26-50	W-L RECORDS	RPI 51-100	RPI 101-150	RPI 150+			
8- 4	0- 0	0- 0	OVERALL	0- 1	0- 1	8- 2			
4- 2	0- 0	0- 0	HOME	0- 0	0- 1	4- 1			
2- 2	0- 0	0- 0	AWAY	0- 1	0- 0	2- 1			
2- 0	0- 0	0- 0	NEUTRAL	0- 0	0- 0	2- 0			
6- 4	0- 0	0- 0	NON-CONFERENCE	0- 1	0- 1	6- 2			
3- 2	0- 0	0- 0	HOME	0- 0	0- 1	3- 1			
1- 2	0- 0	0- 0	AWAY	0- 1	0- 0	1- 1			
2- 0	0- 0	0- 0	NEUTRAL	0- 0	0- 0	2- 0			
2- 0	0- 0	0- 0	CONFERENCE	0- 0	0- 0	2- 0			
1- 0	0- 0	0- 0	HOME	0- 0	0- 0	1- 0			
1- 0	0- 0	0- 0	AWAY	0- 0	0- 0	1- 0			
0- 0	0- 0	0- 0	NEUTRAL	0- 0	0- 0	0- 0			

RPI 1-25				RPI 26-50				RPI 51-100				RPI 101+ Team's RPI: 225			
RPI	S	Opponent	Score	RPI	S	Opponent	Score	RPI	S	Opponent	Score	RPI	S	Opponent	Score
								88	A	Mi ami (FL)	39 85	119	H	Jacksonville	58 68
												153	N	Texas St.	62 56
												200	A	North Florida	63 70
												212	N	Richmond	63 50
												238	H	Southern U.	68 56
												244	A	Howard	59 55
												262	H	Grand Canyon	69 60
												282	H	Prairie View	77 52
												299	H	Southeastern La.	58 60
												312	A	FIU	77 59
												327	H	South Carolina St.	68 50
LAST 12 Division I GAMES:															
				244	A	Howard	59 55					212	N	Richmond	63 50
				327	H	South Carolina St.	68 50					153	N	Texas St.	62 56
				88	A	Mi ami (FL)	39 85					119	H	Jacksonville	58 68
				299	H	Southeastern La.	58 60					238	H	Southern U.	68 56
				282	H	Prairie View	77 52					262	H	Grand Canyon	69 60
				312	A	FIU	77 59					200	A	North Florida	63 70

Non-Div I Games: Edward Waters 101 60 Palm Beach Atl. 61 48

Bethune-Cookman

Average RPI	Win:	270	WON-LOST	WINNING	LAST 10	STRENGTH OF	OPP. STRENGTH	TEAM	ADJ.	CONF.	ADJ CONF.
Average RPI	Loss:	72	RECORD	PCT. RANK	GAMES	SCHEDULE	OF SCHEDULE	RPI	RPI	RPI	RPI
DIV. I ONLY		5- 8		232	3- 6	139	159	226	226	7	7
DIV. I NON-CONF.		5- 5		170	4- 4	208	203	229	229	8	8

TOTALS	RPI 1-25		RPI 26-50		W-L RECORDS	RPI 51-100		RPI 101-150		RPI 150+	
5- 8	0- 2		0- 1		OVERALL	0- 4		1- 0		4- 1	
4- 3	0- 2		0- 1		HOME	0- 0		0- 0		4- 0	
0- 4	0- 0		0- 0		AWAY	0- 3		0- 0		0- 1	
1- 1	0- 0		0- 0		NEUTRAL	0- 1		1- 0		0- 0	
5- 5	0- 2		0- 0		NON-CONFERENCE	0- 2		1- 0		4- 1	
4- 2	0- 2		0- 0		HOME	0- 0		0- 0		4- 0	
0- 2	0- 0		0- 0		AWAY	0- 1		0- 0		0- 1	
1- 1	0- 0		0- 0		NEUTRAL	0- 1		1- 0		0- 0	
0- 3	0- 0		0- 1		CONFERENCE	0- 2		0- 0		0- 0	
0- 1	0- 0		0- 1		HOME	0- 0		0- 0		0- 0	
0- 2	0- 0		0- 0		AWAY	0- 2		0- 0		0- 0	
0- 0	0- 0		0- 0		NEUTRAL	0- 0		0- 0		0- 0	

RPI 1-25				RPI 26-50				RPI 51-100				RPI 101+ Team's RPI: 226			
RPI	S	Opponent	Score	RPI	S	Opponent	Score	RPI	S	Opponent	Score	RPI	S	Opponent	Score
22	H	FGCU	63 82	38	H	Buffal o	66 89	76	A	Duquesne	60 66	131	N	SIUE	59 58
24	H	Maryl and	54 75					80	A	Tol edo	54 60	151	A	Bucknel l	52 63
								93	N	Harvard	63 76	281	H	Youngstown St.	75 58
								95	A	Oh i o	67 70	295	H	Eastern Ky.	62 45
												299	H	Southeastern La.	66 54
												344	H	Winthrop	69 43

LAST 12 Division I GAMES:															
95	A	Oh i o	67 70	93	N	Harvard	63 76								
80	A	Tol edo	54 60	131	N	SIUE	59 58								
38	H	Buffal o	66 89	76	A	Duquesne	60 66								
295	H	Eastern Ky.	62 45	281	H	Youngstown St.	75 58								
22	H	FGCU	63 82	24	H	Maryl and	54 75								
299	H	Southeastern La.	66 54	344	H	Winthrop	69 43								

Non-Div I Games: Ohio Christian 93 33

Akron

Average RPI Win: 303
Average RPI Loss: 100

WON-LOST
RECORD

WINNING
PCT. RANK

LAST 10
GAMES

STRENGTH OF
SCHEDULE

OPP. STRENGTH
OF SCHEDULE

TEAM
RPI

ADJ.
RPI

CONF.
RPI

ADJ CONF.
RPI

DIV. I ONLY	9- 7	134	6- 4	327	219	227	227	14	14
DIV. I NON-CONF.	8- 6	143	6- 4	327	228	239	239	14	14

TOTALS	RPI 1-25	RPI 26-50	W-L RECORDS	RPI 51-100	RPI 101-150	RPI 150+			
9- 7	0- 0	0- 1	OVERALL	0- 4	0- 2	9- 0			
2- 3	0- 0	0- 1	HOME	0- 1	0- 1	2- 0			
6- 2	0- 0	0- 0	AWAY	0- 2	0- 0	6- 0			
1- 2	0- 0	0- 0	NEUTRAL	0- 1	0- 1	1- 0			
8- 6	0- 0	0- 1	NON-CONFERENCE	0- 3	0- 2	8- 0			
2- 3	0- 0	0- 1	HOME	0- 1	0- 1	2- 0			
5- 1	0- 0	0- 0	AWAY	0- 1	0- 0	5- 0			
1- 2	0- 0	0- 0	NEUTRAL	0- 1	0- 1	1- 0			
1- 1	0- 0	0- 0	CONFERENCE	0- 1	0- 0	1- 0			
0- 0	0- 0	0- 0	HOME	0- 0	0- 0	0- 0			
1- 1	0- 0	0- 0	AWAY	0- 1	0- 0	1- 0			
0- 0	0- 0	0- 0	NEUTRAL	0- 0	0- 0	0- 0			

RPI	S	Opponent	Score	RPI	S	Opponent	Score	RPI	S	Opponent	Score	RPI	S	Opponent	Score	Team's RPI: 227
45	H	Northern Colo.	63 71	67	A	American	53 66	145	H	Colorado St.	56 61	148	N	Liberty	69 82	
				96	H	Wyoming	51 61	236	N	Eastern Mich.	60 54	242	A	UMKC	77 68	
				99	N	Miami (OH)	52 69	304	A	Cal St. Fullerton	83 58	305	A	Air Force	75 54	
				100	A	South Dakota	51 79	314	A	Fort Wayne	73 55	318	H	Northern Ari z.	80 73	
								321	A	Utah St.	74 72	338	H	Utah Valley	72 53	
								345	A	UMBC	70 48					
LAST 12 Division I GAMES:																
314	A	Fort Wayne	73 55	242	A	UMKC	77 68									
338	H	Utah Valley	72 53	148	N	Liberty	69 82									
100	A	South Dakota	51 79	321	A	Utah St.	74 72									
145	H	Colorado St.	56 61	67	A	American	53 66									
304	A	Cal St. Fullerton	83 58	345	A	UMBC	70 48									
99	N	Miami (OH)	52 69	318	H	Northern Ari z.	80 73									

Non-Div I Games:

Chadron St.

99 55

Denver

Average RPI	Win:	232	WON-LOST	WINNING	LAST 10	STRENGTH OF	OPP. STRENGTH	TEAM	ADJ.	CONF.	ADJ CONF.
Average RPI	Loss:	149	RECORD	PCT. RANK	GAMES	SCHEDULE	OF SCHEDULE	RPI	RPI	RPI	RPI
DIV. I ONLY		5- 9		244	3- 7	154	288	228	228	28	28
DIV. I NON-CONF.		4- 7		226	3- 6	163	268	232	232	28	28

TOTALS	RPI 1-25		RPI 26-50		W-L RECORDS	RPI 51-100		RPI 101-150		RPI 150+	
5- 9	0- 1		0- 0		OVERALL	0- 1		1- 1		4- 6	
3- 4	0- 0		0- 0		HOME	0- 0		1- 0		2- 4	
2- 5	0- 1		0- 0		AWAY	0- 1		0- 1		2- 2	
0- 0	0- 0		0- 0		NEUTRAL	0- 0		0- 0		0- 0	
4- 7	0- 1		0- 0		NON-CONFERENCE	0- 1		1- 1		3- 4	
3- 2	0- 0		0- 0		HOME	0- 0		1- 0		2- 2	
1- 5	0- 1		0- 0		AWAY	0- 1		0- 1		1- 2	
0- 0	0- 0		0- 0		NEUTRAL	0- 0		0- 0		0- 0	
1- 2	0- 0		0- 0		CONFERENCE	0- 0		0- 0		1- 2	
0- 2	0- 0		0- 0		HOME	0- 0		0- 0		0- 2	
1- 0	0- 0		0- 0		AWAY	0- 0		0- 0		1- 0	
0- 0	0- 0		0- 0		NEUTRAL	0- 0		0- 0		0- 0	

RPI	S	Opponent	Score	RPI	S	Opponent	Score	RPI	S	Opponent	Score	RPI	S	Opponent	Score	Team's RPI: 228
8	A	Florida St.	52 101					93	A	Harvard	62 70	106	A	Brown	77 102	
												146	H	Provi dence	78 75	
												159	H	Robert Morris	57 91	
												161	H	Saint Francis (PA)	48 89	
												169	A	Si ena	57 62	
												174	H	New Hampshi re	47 74	
												202	H	Lehi gh	65 55	
												207	H	Hofstra	81 86	
												240	H	Manhattan	65 61	
												251	A	Mt. St. Mary's	82 52	
												268	A	Monmouth	64 69	
												319	A	Fl ori da A&M	73 68	

LAST 12 Division I GAMES:																
251	A	Mt. St. Mary's	82 52	174	H	New Hampshi re	47 74									
159	H	Robert Morris	57 91	169	A	Si ena	57 62									
161	H	Saint Francis (PA)	48 89	146	H	Provi dence	78 75									
8	A	Florida St.	52 101	106	A	Brown	77 102									
319	A	Fl ori da A&M	73 68	202	H	Lehi gh	65 55									
93	A	Harvard	62 70	207	H	Hofstra	81 86									

Non-Div I Games:

Sacred Heart

Average RPI Win:	212	WON-LOST	WINNING	LAST 10	STRENGTH OF	OPP. STRENGTH	TEAM	ADJ.	CONF.	ADJ CONF.
Average RPI Loss:	136	RECORD	PCT. RANK	GAMES	SCHEDULE	OF SCHEDULE	RPI	RPI	RPI	RPI
DIV. I ONLY	6- 10	240	2- 8	163	238	229	229	12	12	
DIV. I NON-CONF.	5- 8	221	3- 6	158	235	220	220	12	12	

TOTALS	RPI 1-25	RPI 26-50	W-L RECORDS	RPI 51-100	RPI 101-150	RPI 150+				
6- 10	0- 0	0- 1	OVERALL	1- 2	0- 3	5- 4				
4- 4	0- 0	0- 1	HOME	1- 1	0- 1	3- 1				
1- 6	0- 0	0- 0	AWAY	0- 1	0- 2	1- 3				
1- 0	0- 0	0- 0	NEUTRAL	0- 0	0- 0	1- 0				
5- 8	0- 0	0- 1	NON-CONFERENCE	1- 2	0- 2	4- 3				
3- 3	0- 0	0- 1	HOME	1- 1	0- 1	2- 0				
1- 5	0- 0	0- 0	AWAY	0- 1	0- 1	1- 3				
1- 0	0- 0	0- 0	NEUTRAL	0- 0	0- 0	1- 0				
1- 2	0- 0	0- 0	CONFERENCE	0- 0	0- 1	1- 1				
1- 1	0- 0	0- 0	HOME	0- 0	0- 0	1- 1				
0- 1	0- 0	0- 0	AWAY	0- 0	0- 1	0- 0				
0- 0	0- 0	0- 0	NEUTRAL	0- 0	0- 0	0- 0				

RPI 1-25				RPI 26-50				RPI 51-100				RPI 101+ Team's RPI: 229			
RPI	S	Opponent	Score	RPI	S	Opponent	Score	RPI	S	Opponent	Score	RPI	S	Opponent	Score
				38	H	Buffal o	59 76								
								54	A	Al bany (NY)	52 69	101	A	Navy	48 86
								69	H	Penn St.	65 62	108	H	Del aware	52 53
								80	H	Tol edo	39 58	114	A	Sai nt Loui s	55 78
												151	A	Bucknel I	59 48
												169	A	Si ena	62 70
												178	H	Sai nt Joseph' s	64 70
												189	H	Ni agara	76 58
												207	A	Hofstra	68 71
												236	H	Eastern Mi ch.	70 51
												279	H	Massachusetts	69 59
												313	A	Can i si us	69 71
												345	N	UMBC	63 54
LAST 12 Di vi si on I GAMES:															
				279	H	Massachusetts	69 59	207	A	Hofstra	68 71				
				178	H	Sai nt Joseph' s	64 70	54	A	Al bany (NY)	52 69				
				114	A	Sai nt Loui s	55 78	38	H	Buffal o	59 76				
				101	A	Navy	48 86	69	H	Penn St.	65 62				
				345	N	UMBC	63 54	80	H	Tol edo	39 58				
				151	A	Bucknel I	59 48	108	H	Del aware	52 53				

Non-Di v I Games:

St. Bonaventure

UC Santa Barbara

Average RPI Win: 280

Average RPI Loss: 140

WON-LOST RECORD

WINNING PCT. RANK

LAST 10 GAMES

STRENGTH OF SCHEDULE

OPP. STRENGTH OF SCHEDULE

TEAM RPI

ADJ. RPI

CONF. RPI

ADJ CONF. RPI

DIV. I ONLY

DIV. I NON-CONF.

5- 9

3- 9

244

279

4- 6

2- 8

167

122

293

279

230

237

230

237

22

23

22

23

TOTALS

RPI 1-25

RPI 26-50

W-L RECORDS

RPI 51-100

RPI 101-150

RPI 150+

5- 9

0- 1

0- 0

OVERALL

0- 2

0- 2

5- 4

3- 3

0- 0

0- 0

HOME

0- 0

0- 0

3- 3

2- 5

0- 1

0- 0

AWAY

0- 2

0- 1

2- 1

0- 1

0- 0

0- 0

NEUTRAL

0- 0

0- 1

0- 0

3- 9

0- 1

0- 0

NON-CONFERENCE

0- 2

0- 2

3- 4

1- 3

0- 0

0- 0

HOME

0- 0

0- 0

1- 3

2- 5

0- 1

0- 0

AWAY

0- 2

0- 1

2- 1

0- 1

0- 0

0- 0

NEUTRAL

0- 0

0- 1

0- 0

2- 0

0- 0

0- 0

CONFERENCE

0- 0

0- 0

2- 0

2- 0

0- 0

0- 0

HOME

0- 0

0- 0

2- 0

0- 0

0- 0

0- 0

AWAY

0- 0

0- 0

0- 0

0- 0

0- 0

0- 0

NEUTRAL

0- 0

0- 0

0- 0

RPI 1-25

RPI 26-50

RPI 51-100

RPI 101+

Team's RPI: 230

RPI S Opponent Score

16 A UCLA 44 74

RPI S Opponent Score

60 A Saint Mary's (CA) 59 89

79 A Oregon St. 49 74

RPI S Opponent Score

107 N UAB 54 67

120 A Loyola Marymount 61 67

195 H Fresno St. 57 64

201 H San Diego 58 71

217 H Cal Poly 73 68

222 H Seattle U 71 77

259 A Santa Clara 63 68

264 A New Mexico St. 77 47

267 H San Diego St. 77 64

318 A Northern Ariz. 96 93

332 H Long Beach St. 51 44

LAST 12 Division I GAMES:

217 H Cal Poly 73 68

332 H Long Beach St. 51 44

264 A New Mexico St. 77 47

107 N UAB 54 67

60 A Saint Mary's (CA) 59 89

222 H Seattle U 71 77

267 H San Diego St. 77 64

120 A Loyola Marymount 61 67

79 A Oregon St. 49 74

16 A UCLA 44 74

195 H Fresno St. 57 64

201 H San Diego 58 71

UC Santa Barbara

Non-Div I Games:

Average RPI Win:	266	WON-LOST	WINNING	LAST 10	STRENGTH OF	OPP. STRENGTH	TEAM	ADJ.	CONF.	ADJ CONF.
Average RPI Loss:	119	RECORD	PCT. RANK	GAMES	SCHEDULE	OF SCHEDULE	RPI	RPI	RPI	RPI

DIV. I ONLY	6- 4	119	5- 3	336	88	231	231	27	27
DIV. I NON-CONF.	2- 4	239	2- 4	227	49	252	252	26	26
TOTALS	RPI 1-25	RPI 26-50	W-L RECORDS	RPI 51-100	RPI 101-150	RPI 150+			
6- 4	0- 1	0- 0	OVERALL	0- 1	0- 0	6- 2			
4- 1	0- 1	0- 0	HOME	0- 0	0- 0	4- 0			
1- 2	0- 0	0- 0	AWAY	0- 1	0- 0	1- 1			
1- 1	0- 0	0- 0	NEUTRAL	0- 0	0- 0	1- 1			
2- 4	0- 1	0- 0	NON-CONFERENCE	0- 1	0- 0	2- 2			
1- 1	0- 1	0- 0	HOME	0- 0	0- 0	1- 0			
0- 2	0- 0	0- 0	AWAY	0- 1	0- 0	0- 1			
1- 1	0- 0	0- 0	NEUTRAL	0- 0	0- 0	1- 1			
4- 0	0- 0	0- 0	CONFERENCE	0- 0	0- 0	4- 0			
3- 0	0- 0	0- 0	HOME	0- 0	0- 0	3- 0			
1- 0	0- 0	0- 0	AWAY	0- 0	0- 0	1- 0			
0- 0	0- 0	0- 0	NEUTRAL	0- 0	0- 0	0- 0			

RPI 1-25	RPI 26-50	RPI 51-100	RPI 101+	Team's RPI: 231
RPI S Opponent Score	RPI S Opponent Score	RPI S Opponent Score	RPI S Opponent Score	
22 H FGCU 55 94		64 A Arkansas 65 79	176 H Idaho 82 72	
			191 A SMU 44 65	
			199 N Radford 65 71	
			224 H New Orleans 80 70	
			283 A McNeese 80 75	
			299 H Southeastern La. 86 80	
			300 H Sam Houston St. 83 65	
			315 N Old Dominion 74 60	
LAST 12 Division I GAMES:				
299 H Southeastern La. 86 80	224 H New Orleans 80 70			
283 A McNeese 80 75	315 N Old Dominion 74 60			
300 H Sam Houston St. 83 65	199 N Radford 65 71			
176 H Idaho 82 72	22 H FGCU 55 94			
	64 A Arkansas 65 79			
	191 A SMU 44 65			

Non-Div I Games: Schreiner 97 48 Southwest (NM) 91 47 Howard Payne 88 46 Midwestern St. 88 67 Abilene Christian

Average RPI Win:	226	WON-LOST	WINNING	LAST 10	STRENGTH OF	OPP. STRENGTH	TEAM	ADJ.	CONF.	ADJ CONF.
Average RPI Loss:	112	RECORD	PCT. RANK	GAMES	SCHEDULE	OF SCHEDULE	RPI	RPI	RPI	RPI
DIV. I ONLY	4- 12	285	3- 7	121	86	232	232	22	22	
DIV. I NON-CONF.	3- 11	289	2- 8	65	50	208	208	23	23	

TOTALS	RPI 1-25	RPI 26-50	W-L RECORDS	RPI 51-100	RPI 101-150	RPI 150+				
4- 12	0- 2	0- 2	OVERALL	0- 2	1- 2	3- 4				
2- 4	0- 0	0- 1	HOME	0- 0	0- 2	2- 1				
1- 6	0- 2	0- 1	AWAY	0- 2	0- 0	1- 1				
1- 2	0- 0	0- 0	NEUTRAL	0- 0	1- 0	0- 2				
3- 11	0- 2	0- 2	NON-CONFERENCE	0- 2	1- 2	2- 3				
1- 3	0- 0	0- 1	HOME	0- 0	0- 2	1- 0				
1- 6	0- 2	0- 1	AWAY	0- 2	0- 0	1- 1				
1- 2	0- 0	0- 0	NEUTRAL	0- 0	1- 0	0- 2				
1- 1	0- 0	0- 0	CONFERENCE	0- 0	0- 0	1- 1				
1- 1	0- 0	0- 0	HOME	0- 0	0- 0	1- 1				
0- 0	0- 0	0- 0	AWAY	0- 0	0- 0	0- 0				
0- 0	0- 0	0- 0	NEUTRAL	0- 0	0- 0	0- 0				

RPI 1-25				RPI 26-50				RPI 51-100				RPI 101+ Team's RPI: 232			
RPI	S	Opponent	Score	RPI	S	Opponent	Score	RPI	S	Opponent	Score	RPI	S	Opponent	Score
16	A	UCLA	48 68	27	A	Stanford	43 53	61	A	Minnesota	75 101	120	H	Loyola Marymount	59 67
19	A	Arizona St.	48 73	48	H	Southern California	46 64	100	A	South Dakota	66 75	132	N	UNLV	95 88
												136	H	UTEP	62 73
												165	A	Iowa St.	66 89
												191	N	SMU	51 73
												195	A	Fresno St.	68 56
												217	H	Cal Poly	82 87
												239	N	Sacramento St.	72 99
												246	H	CSU Bakersfield	68 65
												332	H	Long Beach St.	77 53
LAST 12 Division I GAMES:															
332	H	Long Beach St.	77 53	165	A	Iowa St.	66 89								
217	H	Cal Poly	82 87	246	H	CSU Bakersfield	68 65								
136	H	UTEP	62 73	19	A	Arizona St.	48 73								
61	A	Minnesota	75 101	132	N	UNLV	95 88								
100	A	South Dakota	66 75	16	A	UCLA	48 68								
191	N	SMU	51 73	239	N	Sacramento St.	72 99								

Non-Div I Games:

UC Riverside

Average RPI	Win:	293	WON-LOST	WINNING	LAST 10	STRENGTH OF	OPP. STRENGTH	TEAM	ADJ.	CONF.	ADJ CONF.
Average RPI	Loss:	149	RECORD	PCT. RANK	GAMES	SCHEDULE	OF SCHEDULE	RPI	RPI	RPI	RPI
DIV. I ONLY		7- 7		166	5- 5	278	326	233	233	15	15
DIV. I NON-CONF.		5- 6		187	4- 5	278	328	251	251	15	15

TOTALS	RPI 1-25		RPI 26-50		W-L RECORDS	RPI 51-100		RPI 101-150		RPI 150+	
7- 7	0- 0		0- 0		OVERALL	0- 2		0- 1		7- 4	
3- 4	0- 0		0- 0		HOME	0- 2		0- 0		3- 2	
4- 3	0- 0		0- 0		AWAY	0- 0		0- 1		4- 2	
0- 0	0- 0		0- 0		NEUTRAL	0- 0		0- 0		0- 0	
5- 6	0- 0		0- 0		NON-CONFERENCE	0- 2		0- 1		5- 3	
2- 3	0- 0		0- 0		HOME	0- 2		0- 0		2- 1	
3- 3	0- 0		0- 0		AWAY	0- 0		0- 1		3- 2	
0- 0	0- 0		0- 0		NEUTRAL	0- 0		0- 0		0- 0	
2- 1	0- 0		0- 0		CONFERENCE	0- 0		0- 0		2- 1	
1- 1	0- 0		0- 0		HOME	0- 0		0- 0		1- 1	
1- 0	0- 0		0- 0		AWAY	0- 0		0- 0		1- 0	
0- 0	0- 0		0- 0		NEUTRAL	0- 0		0- 0		0- 0	

RPI 1-25				RPI 26-50				RPI 51-100				RPI 101+ Team's RPI: 233			
RPI	S	Opponent	Score	RPI	S	Opponent	Score	RPI	S	Opponent	Score	RPI	S	Opponent	Score
								54	H	Albany (NY)	56 65	106	A	Brown	78 82
								89	H	Dartmouth	74 76	158	H	Boston College	61 70
												192	A	Marist	74 85
												202	H	Lehigh	54 49
												207	A	Hofstra	63 69
												235	H	Lafayette	65 69
												243	A	Colgate	71 64
												293	A	Rider	83 56
												316	H	Bryant	59 57
												320	A	Rhode Island	69 63
												328	H	Vermont	64 53
												348	A	UMass Lowell	84 56

LAST 12 Division I GAMES:															
202	H	Lehigh	54 49	328	H	Vermont	64 53								
235	H	Lafayette	65 69	158	H	Boston College	61 70								
243	A	Colgate	71 64	54	H	Albany (NY)	56 65								
89	H	Dartmouth	74 76	106	A	Brown	78 82								
320	A	Rhode Island	69 63	316	H	Bryant	59 57								
293	A	Rider	83 56	207	A	Hofstra	63 69								

Non-Div I Games:

Holy Cross

Average RPI Win:	279	WON-LOST	WINNING	LAST 10	STRENGTH OF	OPP. STRENGTH	TEAM	ADJ.	CONF.	ADJ CONF.
Average RPI Loss:	128	RECORD	PCT. RANK	GAMES	SCHEDULE	OF SCHEDULE	RPI	RPI	RPI	RPI
DIV. I ONLY	7- 7	166	3- 7	318	180	234	234	21	21	
DIV. I NON-CONF.	7- 5	131	4- 5	334	243	230	230	22	22	

TOTALS	RPI 1-25	RPI 26-50	W-L RECORDS	RPI 51-100	RPI 101-150	RPI 150+				
7- 7	0- 1	0- 0	OVERALL	0- 3	0- 1	7- 2				
4- 2	0- 0	0- 0	HOME	0- 1	0- 1	4- 0				
3- 5	0- 1	0- 0	AWAY	0- 2	0- 0	3- 2				
0- 0	0- 0	0- 0	NEUTRAL	0- 0	0- 0	0- 0				
7- 5	0- 1	0- 0	NON-CONFERENCE	0- 1	0- 1	7- 2				
4- 1	0- 0	0- 0	HOME	0- 0	0- 1	4- 0				
3- 4	0- 1	0- 0	AWAY	0- 1	0- 0	3- 2				
0- 0	0- 0	0- 0	NEUTRAL	0- 0	0- 0	0- 0				
0- 2	0- 0	0- 0	CONFERENCE	0- 2	0- 0	0- 0				
0- 1	0- 0	0- 0	HOME	0- 1	0- 0	0- 0				
0- 1	0- 0	0- 0	AWAY	0- 1	0- 0	0- 0				
0- 0	0- 0	0- 0	NEUTRAL	0- 0	0- 0	0- 0				

RPI 1-25				RPI 26-50				RPI 51-100				RPI 101+ Team's RPI: 234			
RPI	S	Opponent	Score	RPI	S	Opponent	Score	RPI	S	Opponent	Score	RPI	S	Opponent	Score
18	A	Syracuse	70 81					85	H	Hartford	68 75	142	H	Yale	71 77
								86	A	Maine	56 64	167	A	Northwestern	36 68
								93	A	Harvard	53 60	207	A	Hofstra	73 49
												240	H	Manhattan	74 59
												255	A	Fairleigh Dickinson	56 51
												298	H	Wagner	69 50
												302	H	Central Conn. St.	60 55
												306	A	Cornell	40 48
												325	A	Ga. Southern	68 49
												329	H	Iona	63 46

LAST 12 Division I GAMES:															
				85	H	Hartford	68 75	329	H	Iona	63 46				
				86	A	Maine	56 64	167	A	Northwestern	36 68				
				93	A	Harvard	53 60	142	H	Yale	71 77				
				325	A	Ga. Southern	68 49	18	A	Syracuse	70 81				
				302	H	Central Conn. St.	60 55	306	A	Cornell	40 48				
				255	A	Fairleigh Dickinson	56 51	298	H	Wagner	69 50				

Non-Div I Games: Farmingdale St. 76 25

Stony Brook

Average RPI Win:	272	WON-LOST	WINNING	LAST 10	STRENGTH OF	OPP. STRENGTH	TEAM	ADJ.	CONF.	ADJ CONF.
Average RPI Loss:	164	RECORD	PCT. RANK	GAMES	SCHEDULE	OF SCHEDULE	RPI	RPI	RPI	RPI
DIV. I ONLY	6- 7	198	6- 4	276	294	235	235	15	15	
DIV. I NON-CONF.	4- 6	215	4- 5	280	292	271	271	15	15	

TOTALS	RPI 1-25	RPI 26-50	W-L RECORDS	RPI 51-100	RPI 101-150	RPI 150+				
6- 7	0- 0	0- 1	OVERALL	0- 1	0- 0	6- 5				
4- 2	0- 0	0- 1	HOME	0- 0	0- 0	4- 1				
2- 5	0- 0	0- 0	AWAY	0- 1	0- 0	2- 4				
0- 0	0- 0	0- 0	NEUTRAL	0- 0	0- 0	0- 0				
4- 6	0- 0	0- 1	NON-CONFERENCE	0- 1	0- 0	4- 4				
3- 2	0- 0	0- 1	HOME	0- 0	0- 0	3- 1				
1- 4	0- 0	0- 0	AWAY	0- 1	0- 0	1- 3				
0- 0	0- 0	0- 0	NEUTRAL	0- 0	0- 0	0- 0				
2- 1	0- 0	0- 0	CONFERENCE	0- 0	0- 0	2- 1				
1- 0	0- 0	0- 0	HOME	0- 0	0- 0	1- 0				
1- 1	0- 0	0- 0	AWAY	0- 0	0- 0	1- 1				
0- 0	0- 0	0- 0	NEUTRAL	0- 0	0- 0	0- 0				

RPI	S	Opponent	Score	RPI	S	Opponent	Score	RPI	S	Opponent	Score	RPI	S	Opponent	Score	Team's RPI: 235
34	H	Princeton	45 53	63	A	Drexel	37 52	159	A	Robert Morris	42 63	163	A	Penn	42 55	
								184	H	La Salle	47 74	202	A	Lehigh	45 70	
								233	A	Holy Cross	69 65	243	H	Colgate	63 48	
								257	H	LIU Brooklyn	69 53	293	H	Rider	60 45	
								298	H	Wagner	70 52	306	A	Cornell	59 58	
								342	A	Saint Peter's	61 64					
LAST 12 Division I GAMES:																
243	H	Colgate	63 48	34	H	Princeton	45 53	233	A	Holy Cross	69 65	63	A	Drexel	37 52	
202	A	Lehigh	45 70	306	A	Cornell	59 58	298	H	Wagner	70 52	257	H	LIU Brooklyn	69 53	
159	A	Robert Morris	42 63	293	H	Rider	60 45	163	A	Penn	42 55					
342	A	Saint Peter's	61 64													

Non-Div I Games:

Lafayette

Average RPI Win: 242

Average RPI Loss: 177

WON-LOST
RECORDWINNING
PCT. RANKLAST 10
GAMESSTRENGTH OF
SCHEDULEOPP. STRENGTH
OF SCHEDULETEAM
RPIADJ.
RPICONF.
RPIADJ CONF.
RPIDIV. I ONLY
DIV. I NON-CONF.5- 8
3- 7232
2534- 6
2- 7245
300312
332236
295236
2957
87
8

TOTALS

RPI 1-25

RPI 26-50

W-L RECORDS

RPI 51-100

RPI 101-150

RPI 150+

5- 8
3- 1
2- 6
0- 10- 0
0- 0
0- 0
0- 00- 0
0- 0
0- 0
0- 0OVERALL
HOME
AWAY
NEUTRAL1- 1
1- 0
0- 1
0- 00- 3
0- 1
0- 2
0- 04- 4
2- 0
2- 3
0- 13- 7
2- 0
1- 6
0- 10- 0
0- 0
0- 0
0- 00- 0
0- 0
0- 0
0- 0NON-CONFERENCE
HOME
AWAY
NEUTRAL0- 1
0- 0
0- 1
0- 00- 2
0- 0
0- 2
0- 03- 4
2- 0
1- 3
0- 12- 1
1- 1
1- 0
0- 00- 0
0- 0
0- 0
0- 00- 0
0- 0
0- 0
0- 0CONFERENCE
HOME
AWAY
NEUTRAL1- 0
1- 0
0- 0
0- 00- 1
0- 1
0- 0
0- 01- 0
0- 0
1- 0
0- 0

RPI 1-25

RPI S Opponent Score

RPI 26-50

RPI S Opponent Score

RPI 51-100

RPI S Opponent Score
61 A Minnesota 56 80
80 H Toledo 70 57

RPI 101+

Team's RPI: 236

RPI S Opponent Score
111 A Cleveland St. 65 77
120 A Loyola Marymount 64 73
137 H Kent St. 60 67
155 A Bowling Green 54 52
227 N Denver 54 60
229 A St. Bonaventure 51 70
237 A Illinois St. 56 65
297 A Ill. -Chicago 70 73
309 A Detroit Mercy 78 76
319 H Florida A&M 83 61
349 H Longwood 73 44

LAST 12 Division I GAMES:

80 H Toledo	70 57	237 A Illinois St.	56 65
155 A Bowling Green	54 52	297 A Ill. -Chicago	70 73
137 H Kent St.	60 67	61 A Minnesota	56 80
349 H Longwood	73 44	120 A Loyola Marymount	64 73
309 A Detroit Mercy	78 76	227 N Denver	54 60
111 A Cleveland St.	65 77	229 A St. Bonaventure	51 70

E
a
s
t
e
r
n
M
i
c
h
.E
a
s
t
e
r
n
M
i
c
h
.

Non-Div I Games: Rochester College 62 29

Eastern Mich.

Loss, Non-Conf, S Site, H Home A Away N Neutral

Average RPI Win:	234	WON-LOST	WINNING	LAST 10	STRENGTH OF	OPP. STRENGTH	TEAM	ADJ.	CONF.	ADJ CONF.
Average RPI Loss:	148	RECORD	PCT. RANK	GAMES	SCHEDULE	OF SCHEDULE	RPI	RPI	RPI	RPI
DIV. I ONLY	6- 8	211	4- 6	237	266	237	237	23	23	
DIV. I NON-CONF.	6- 5	153	5- 4	204	239	188	188	21	21	
TOTALS	RPI 1-25	RPI 26-50	W-L RECORDS	RPI 51-100	RPI 101-150	RPI 150+				
6- 8	0- 0	0- 0	OVERALL	0- 2	1- 3	5- 3				
4- 3	0- 0	0- 0	HOME	0- 1	1- 2	3- 0				
1- 5	0- 0	0- 0	AWAY	0- 0	0- 0	1- 1				
1- 0	0- 0	0- 0	NEUTRAL	0- 0	0- 0	1- 0				
6- 5	0- 0	0- 0	NON-CONFERENCE	0- 2	1- 2	5- 1				
4- 2	0- 0	0- 0	HOME	0- 1	1- 1	3- 0				
1- 3	0- 0	0- 0	AWAY	0- 1	0- 1	1- 1				
1- 0	0- 0	0- 0	NEUTRAL	0- 0	0- 0	1- 0				
0- 3	0- 0	0- 0	CONFERENCE	0- 0	0- 1	0- 2				
0- 1	0- 0	0- 0	HOME	0- 0	0- 1	0- 0				
0- 2	0- 0	0- 0	AWAY	0- 0	0- 0	0- 2				
0- 0	0- 0	0- 0	NEUTRAL	0- 0	0- 0	0- 0				

RPI S Opponent	Score	RPI S Opponent	Score	RPI S Opponent	Score	RPI S Opponent	Score	Team's RPI: 237
				55 H Butler	45 56	110 H Bradley	42 62	
				91 A Milwaukee	59 61	111 H Cleveland St.	47 56	
						115 A George Mason	37 56	
						131 H SIUE	62 47	
						173 A Oakland	43 64	
						190 N Northeastern	65 55	
						236 H Eastern Mi ch.	65 56	
						242 H UMKC	64 53	
						256 A Valparaiso	50 56	
						272 A Loyola Chi cago	59 62	
						273 H Northern Ky.	49 37	
						332 A Long Beach St.	59 51	
LAST 12 Division I GAMES:								
272 A Loyola Chi cago	59 62	111 H Cleveland St.	47 56					
256 A Valparaiso	50 56	236 H Eastern Mi ch.	65 56					
110 H Bradley	42 62	91 A Milwaukee	59 61					
190 N Northeastern	65 55	55 H Butler	45 56					
332 A Long Beach St.	59 51	131 H SIUE	62 47					
115 A George Mason	37 56	242 H UMKC	64 53					

Non-Div I Games:

Illinois St.

Average RPI Win:	271	WON-LOST	WINNING	LAST 10	STRENGTH OF	OPP. STRENGTH	TEAM	ADJ.	CONF.	ADJ CONF.
Average RPI Loss:	124	RECORD	PCT. RANK	GAMES	SCHEDULE	OF SCHEDULE	RPI	RPI	RPI	RPI
DIV. I ONLY	2- 9	301	2- 8	136	163	238	238	32	32	
DIV. I NON-CONF.	0- 8	337	0- 8	33	84	264	264	32	32	

TOTALS	RPI 1-25	RPI 26-50	W-L RECORDS	RPI 51-100	RPI 101-150	RPI 150+				
2- 9	0- 0	0- 1	OVERALL	0- 4	0- 1	2- 3				
1- 0	0- 0	0- 0	HOME	0- 0	0- 0	1- 0				
1- 8	0- 0	0- 1	AWAY	0- 3	0- 1	1- 3				
0- 1	0- 0	0- 0	NEUTRAL	0- 1	0- 0	0- 0				
0- 8	0- 0	0- 1	NON-CONFERENCE	0- 4	0- 1	0- 2				
0- 0	0- 0	0- 0	HOME	0- 0	0- 0	0- 0				
0- 7	0- 0	0- 1	AWAY	0- 3	0- 1	0- 2				
0- 1	0- 0	0- 0	NEUTRAL	0- 1	0- 0	0- 0				
2- 1	0- 0	0- 0	CONFERENCE	0- 0	0- 0	2- 1				
1- 0	0- 0	0- 0	HOME	0- 0	0- 0	1- 0				
1- 1	0- 0	0- 0	AWAY	0- 0	0- 0	1- 1				
0- 0	0- 0	0- 0	NEUTRAL	0- 0	0- 0	0- 0				

RPI 1-25				RPI 26-50				RPI 51-100				RPI 101+ Team's RPI: 238			
RPI	S	Opponent	Score	RPI	S	Opponent	Score	RPI	S	Opponent	Score	RPI	S	Opponent	Score
				30	A	South Fla.	48 108	53	A	Oklahoma St.	66 94	117	A	South Ala.	65 69
								75	A	Indiana	49 64	152	A	Wisconsin	74 77
								80	N	Toledo	76 81	225	A	Bethune-Cookman	56 68
								98	A	Auburn	47 65	247	H	Grambling	63 44
												282	A	Prairie View	62 69
												294	A	Texas Southern	67 57
LAST 12 Division I GAMES:															
				247	H	Grambling	63 44	225	A	Bethune-Cookman	56 68				
				282	A	Prairie View	62 69	117	A	South Ala.	65 69				
				294	A	Texas Southern	67 57	98	A	Auburn	47 65				
				80	N	Toledo	76 81	53	A	Oklahoma St.	66 94				
				30	A	South Fla.	48 108	152	A	Wisconsin	74 77				
								75	A	Indiana	49 64				

Non-Div I Games: Mobile 86 54

Southern U.

Average RPI Win:	204	WON-LOST	WINNING	LAST 10	STRENGTH OF	OPP. STRENGTH	TEAM	ADJ.	CONF.	ADJ CONF.
Average RPI Loss:	122	RECORD	PCT. RANK	GAMES	SCHEDULE	OF SCHEDULE	RPI	RPI	RPI	RPI
DIV. I ONLY	2- 11	306	2- 7	69	128	239	239	19	19	
DIV. I NON-CONF.	1- 9	318	1- 7	32	111	225	225	17	17	

TOTALS	RPI 1-25	RPI 26-50	W-L RECORDS	RPI 51-100	RPI 101-150	RPI 150+				
2- 11	0- 1	0- 1	OVERALL	0- 3	0- 2	2- 4				
1- 1	0- 0	0- 0	HOME	0- 0	0- 0	1- 1				
0- 8	0- 1	0- 1	AWAY	0- 1	0- 2	0- 3				
1- 2	0- 0	0- 0	NEUTRAL	0- 2	0- 0	1- 0				
1- 9	0- 1	0- 1	NON-CONFERENCE	0- 3	0- 2	1- 2				
0- 0	0- 0	0- 0	HOME	0- 0	0- 0	0- 0				
0- 7	0- 1	0- 1	AWAY	0- 1	0- 2	0- 2				
1- 2	0- 0	0- 0	NEUTRAL	0- 2	0- 0	1- 0				
1- 2	0- 0	0- 0	CONFERENCE	0- 0	0- 0	1- 2				
1- 1	0- 0	0- 0	HOME	0- 0	0- 0	1- 1				
0- 1	0- 0	0- 0	AWAY	0- 0	0- 0	0- 1				
0- 0	0- 0	0- 0	NEUTRAL	0- 0	0- 0	0- 0				

RPI 1-25				RPI 26-50				RPI 51-100				RPI 101+ Team's RPI: 239			
RPI	S	Opponent	Score	RPI	S	Opponent	Score	RPI	S	Opponent	Score	RPI	S	Opponent	Score
19	A	Arizona St.	58 106	26	A	West Virginia	47 101	58	A	UC Davis	72 79	105	A	Kentucky	70 101
								88	N	Miami (FL)	56 82	134	A	Nevada	68 95
								92	N	Northern Ill.	75 84	170	A	Portland St.	73 74
												176	H	Idaho	79 64
												197	A	San Francisco	76 90
												214	H	Eastern Wash.	72 83
												232	N	UC Riverside	99 72
												241	A	Morehead St.	71 75

LAST 12 Division I GAMES:															
214	H	Eastern Wash.	72 83	58	A	UC Davis	72 79	232	N	UC Riverside	99 72				
176	H	Idaho	79 64	134	A	Nevada	68 95	19	A	Arizona St.	58 106				
170	A	Portland St.	73 74	88	N	Miami (FL)	56 82	26	A	West Virginia	47 101				
92	N	Northern Ill.	75 84	241	A	Morehead St.	71 75								
88	N	Miami (FL)	56 82												
197	A	San Francisco	76 90												

Non-Div I Games: Antelope Valley 95 62

Sacramento St.

Average RPI Win:	304	WON-LOST	WINNING	LAST 10	STRENGTH OF	OPP. STRENGTH	TEAM	ADJ.	CONF.	ADJ CONF.
Average RPI Loss:	112	RECORD	PCT. RANK	GAMES	SCHEDULE	OF SCHEDULE	RPI	RPI	RPI	RPI
DIV. I ONLY	5- 10	255	3- 7	204	196	240	240	25	25	
DIV. I NON-CONF.	3- 8	267	2- 6	136	165	227	227	25	25	

TOTALS	RPI 1-25	RPI 26-50	W-L RECORDS	RPI 51-100	RPI 101-150	RPI 150+				
5- 10	0- 1	0- 2	OVERALL	0- 3	0- 0	5- 4				
3- 3	0- 0	0- 1	HOME	0- 2	0- 0	3- 0				
1- 7	0- 1	0- 1	AWAY	0- 1	0- 0	1- 4				
1- 0	0- 0	0- 0	NEUTRAL	0- 0	0- 0	1- 0				
3- 8	0- 1	0- 1	NON-CONFERENCE	0- 3	0- 0	3- 3				
1- 2	0- 0	0- 0	HOME	0- 2	0- 0	1- 0				
1- 6	0- 1	0- 1	AWAY	0- 1	0- 0	1- 3				
1- 0	0- 0	0- 0	NEUTRAL	0- 0	0- 0	1- 0				
2- 2	0- 0	0- 1	CONFERENCE	0- 0	0- 0	2- 1				
2- 1	0- 0	0- 1	HOME	0- 0	0- 0	2- 0				
0- 1	0- 0	0- 0	AWAY	0- 0	0- 0	0- 1				
0- 0	0- 0	0- 0	NEUTRAL	0- 0	0- 0	0- 0				

RPI 1-25				RPI 26-50				RPI 51-100				RPI 101+ Team's RPI: 240			
RPI	S	Opponent	Score	RPI	S	Opponent	Score	RPI	S	Opponent	Score	RPI	S	Opponent	Score
25	A	Cal i forni a	66 87	31	H	Qui nni pi ac	64 80	54	H	Al bany (NY)	56 62	174	A	New Hampshi re	55 68
				50	A	Vi rgi ni a	47 69	59	H	Fordham	48 54	192	A	Mari st	40 65
								69	A	Penn St.	46 78	228	A	Sacred Heart	61 65
												234	A	Stony Brook	59 74
												257	A	LIU Brookl yn	72 38
												303	H	St. Franci s Brookl yn	57 54
												307	N	Coppin St.	74 56
												313	H	Canisi us	58 39
												342	H	Saint Peter's	76 64

LAST 12 Division I GAMES:															
192	A	Mari st	40 65	174	A	New Hampshi re	55 68	54	H	Al bany (NY)	56 62	69	A	Penn St.	46 78
313	H	Canisi us	58 39	59	H	Fordham	48 54	307	N	Coppin St.	74 56	25	A	Cal i forni a	66 87
31	H	Qui nni pi ac	64 80	25	A	Cal i forni a	66 87								
342	H	Saint Peter's	76 64												
50	A	Vi rgi ni a	47 69												
257	A	LIU Brookl yn	72 38												

Non-Div I Games:

Manhattan

Average RPI	Win:	293	WON-LOST	WINNING	LAST 10	STRENGTH OF	OPP. STRENGTH	TEAM	ADJ.	CONF.	ADJ CONF.
Average RPI	Loss:	122	RECORD	PCT. RANK	GAMES	SCHEDULE	OF SCHEDULE	RPI	RPI	RPI	RPI
DIV. I ONLY		9- 6		119	7- 3	344	217	241	241	26	26
DIV. I NON-CONF.		7- 4		102	6- 1	338	218	222	222	27	27
<hr/>											
TOTALS	RPI 1-25		RPI 26-50		W-L RECORDS	RPI 51-100		RPI 101-150		RPI 150+	
9- 6	0- 0		0- 1		OVERALL	0- 0		0- 3		9- 2	
3- 3	0- 0		0- 0		HOME	0- 0		0- 2		3- 1	
6- 3	0- 0		0- 0		AWAY	0- 0		0- 0		6- 0	
0- 0	0- 0		0- 0		NEUTRAL	0- 0		0- 0		0- 0	
7- 4	0- 0		0- 1		NON-CONFERENCE	0- 0		0- 2		7- 1	
2- 2	0- 0		0- 0		HOME	0- 0		0- 1		2- 1	
5- 2	0- 0		0- 1		AWAY	0- 0		0- 1		5- 0	
0- 0	0- 0		0- 0		NEUTRAL	0- 0		0- 0		0- 0	
2- 2	0- 0		0- 0		CONFERENCE	0- 0		0- 1		2- 1	
1- 1	0- 0		0- 0		HOME	0- 0		0- 1		1- 0	
1- 1	0- 0		0- 0		AWAY	0- 0		0- 0		1- 1	
0- 0	0- 0		0- 0		NEUTRAL	0- 0		0- 0		0- 0	

RPI	S	Opponent	Score	RPI	S	Opponent	Score	RPI	S	Opponent	Score	RPI	S	Opponent	Score
26	A	West Virginia	56	66											
LAST 12 Division I GAMES:															
131	H	SIUE	51	66	313	A	Canisius	76	52						
341	H	Eastern Ill.	89	81	347	A	Evansville	82	75						
155	A	Jacksonville St.	64	70	254	A	Lipscomb	75	55						
330	A	Tennessee Tech	74	67	181	H	Southern Ill.	85	81						
26	A	West Virginia	56	66	333	A	Chicago St.	79	40						
303	A	St. Francis Brooklyn	73	59	105	A	Kentucky	53	86						

Non-Div I Games: Brescia 120 41 Ky. Christian 115 39

Morehead St.

U
M
K
C

UMKC

Average RPI Win: 203

Average RPI Loss: 156

WON-LOST
RECORD

WINNING
PCT. RANK

LAST 10
GAMES

STRENGTH OF
SCHEDULE

OPP. STRENGTH
OF SCHEDULE

TEAM
RPI

ADJ.
RPI

CONF.
RPI

ADJ CONF.
RPI

DIV. I ONLY

DIV. I NON-CONF.

2- 11

1- 11

306

331

2- 5

1- 7

85

86

264

222

242

279

242

279

31

31

31

31

TOTALS

RPI 1-25

RPI 26-50

W-L RECORDS

RPI 51-100

RPI 101-150

RPI 150+

2- 11

0- 0

0- 1

OVERALL

0- 2

1- 2

1- 6

0- 3

0- 0

0- 1

HOME

0- 0

0- 0

0- 2

1- 8

0- 0

0- 0

AWAY

0- 2

0- 2

1- 4

1- 0

0- 0

0- 0

NEUTRAL

0- 0

1- 0

0- 0

1- 11

0- 0

0- 1

NON-CONFERENCE

0- 2

1- 2

0- 6

0- 3

0- 0

0- 1

HOME

0- 0

0- 0

0- 2

0- 8

0- 0

0- 0

AWAY

0- 2

0- 2

0- 4

1- 0

0- 0

0- 0

NEUTRAL

0- 0

1- 0

0- 0

1- 0

0- 0

0- 0

CONFERENCE

0- 0

0- 0

1- 0

0- 0

0- 0

0- 0

HOME

0- 0

0- 0

0- 0

1- 0

0- 0

0- 0

AWAY

0- 0

0- 0

1- 0

0- 0

0- 0

0- 0

NEUTRAL

0- 0

0- 0

0- 0

RPI 1-25

RPI S Opponent Score

45 H Northern Colo. 73 88

RPI 26-50

RPI S Opponent Score

72 A Nebraska 60 80

93 A Kansas 48 63

RPI 51-100

RPI S Opponent Score

121 A Western Ill. 71 90

129 N Stetson 67 50

139 A Tul sa 52 76

165 A Iowa St. 45 61

188 H Oral Roberts 73 76

213 A Fla. Atlantic 55 65

215 A Wi chi ta St. 63 72

227 H Denver 68 77

237 A Illinois St. 53 64

277 A UTRGV 54 52

Team's RPI: 242

LAST 12 Di vi si on I GAMES:

277 A UTRGV 54 52

213 A Fla. Atlantic 55 65

129 N Stetson 67 50

227 H Denver 68 77

45 H Northern Colo. 73 88

215 A Wi chi ta St. 63 72

188 H Oral Roberts 73 76

93 A Kansas 48 63

237 A Illinois St. 53 64

165 A Iowa St. 45 61

139 A Tul sa 52 76

72 A Nebraska 60 80

Non-Di v I Games:

Lincol n (MO)

98 41

Harris-Stowe

114 59

Cent. Christian Bib.90 10

UMKC

Loss, Non-Conf, S Site, H Home A Away N Neutral

Page 242

U
M
K
C

Non-Div I Games: Lincoln (MO) 98 41 Harris-Stowe 114 59 Cent. Christian Bib90 10

UMKC

C
o
l
g
a
t
e

Colgate				Through Games Of Jan. 7, 2018							
Average RPI	Win:	314	WON-LOST	WINNING	LAST 10	STRENGTH OF	OPP. STRENGTH	TEAM	ADJ.	CONF.	ADJ CONF.
Average RPI	Loss:	143	RECORD	PCT. RANK	GAMES	SCHEDULE	OF SCHEDULE	RPI	RPI	RPI	RPI
DIV. I ONLY		4- 10	274	2- 8	158	322	243	243	15	15	
DIV. I NON-CONF.		4- 7	226	3- 6	179	318	224	224	15	15	

TOTALS		RPI 1-25	RPI 26-50		W-L RECORDS		RPI 51-100	RPI 101-150	RPI 150+		
4- 10		0- 2	0- 0		OVERALL		0- 1	0- 2	4- 5		
1- 5		0- 0	0- 0		HOME		0- 1	0- 1	1- 3		
3- 5		0- 2	0- 0		AWAY		0- 0	0- 1	3- 2		
0- 0		0- 0	0- 0		NEUTRAL		0- 0	0- 0	0- 0		
4- 7		0- 2	0- 0		NON-CONFERENCE		0- 0	0- 2	4- 3		
1- 3		0- 0	0- 0		HOME		0- 0	0- 1	1- 2		
3- 4		0- 2	0- 0		AWAY		0- 0	0- 1	3- 1		
0- 0		0- 0	0- 0		NEUTRAL		0- 0	0- 0	0- 0		
0- 3		0- 0	0- 0		CONFERENCE		0- 1	0- 0	0- 2		
0- 2		0- 0	0- 0		HOME		0- 1	0- 0	0- 1		
0- 1		0- 0	0- 0		AWAY		0- 0	0- 0	0- 1		
0- 0		0- 0	0- 0		NEUTRAL		0- 0	0- 0	0- 0		

RPI 1-25				RPI 26-50				RPI 51-100				RPI 101+ Team's RPI: 243			
RPI	S	Opponent	Score	RPI	S	Opponent	Score	RPI	S	Opponent	Score	RPI	S	Opponent	Score
18	A	Syracuse	39 79					67	H	Ameri can	55 77	106	H	Brown	73 83
19	A	Ari zona St.	54 65									142	A	Yal e	56 82
												169	H	Si ena	70 73
												189	H	Ni agara	44 81
												233	H	Hol y Cross	64 71
												235	A	Lafayette	48 63
												255	A	Fai rlei gh Di cki nson	51 61
												289	A	Towson	65 61
												306	A	Cornel I	74 70
												313	A	Can i si us	70 63
												348	H	UMass Lowel I	84 64

LAST 12 Di vi si on I GAMES:															
235	A	Lafayette	48 63	348	H	UMass Lowel I	84 64								
67	H	Ameri can	55 77	169	H	Si ena	70 73								
233	H	Hol y Cross	64 71	289	A	Towson	65 61								
189	H	Ni agara	44 81	255	A	Fai rlei gh Di cki nson	51 61								
106	H	Brown	73 83	19	A	Ari zona St.	54 65								
18	A	Syracuse	39 79	306	A	Cornel I	74 70								

Non-Di v I Games:

Colgate

C
o
l
g
a
t
e

Average RPI Win: 285
Average RPI Loss: 160

WON-LOST
RECORD

WINNING
PCT. RANK

LAST 10
GAMES

STRENGTH OF
SCHEDULE

OPP. STRENGTH
OF SCHEDULE

TEAM
RPI

ADJ.
RPI

CONF.
RPI

ADJ CONF.
RPI

DIV. I ONLY	4- 11	282	4- 6	56	346	244	244	30	30
DIV. I NON-CONF.	4- 9	249	4- 6	37	342	207	207	30	30

TOTALS	RPI 1-25	RPI 26-50	W-L RECORDS	RPI 51-100	RPI 101-150	RPI 150+			
4- 11	0- 1	0- 1	OVERALL	0- 1	0- 3	4- 5			
4- 3	0- 0	0- 0	HOME	0- 0	0- 2	4- 1			
0- 8	0- 0	0- 0	AWAY	0- 0	0- 0	0- 1			
0- 0	0- 0	0- 0	NEUTRAL	0- 0	0- 0	0- 0			
4- 9	0- 1	0- 1	NON-CONFERENCE	0- 1	0- 3	4- 3			
4- 2	0- 0	0- 0	HOME	0- 0	0- 2	4- 0			
0- 7	0- 1	0- 1	AWAY	0- 1	0- 1	0- 3			
0- 0	0- 0	0- 0	NEUTRAL	0- 0	0- 0	0- 0			
0- 2	0- 0	0- 0	CONFERENCE	0- 0	0- 0	0- 2			
0- 1	0- 0	0- 0	HOME	0- 0	0- 0	0- 1			
0- 1	0- 0	0- 0	AWAY	0- 0	0- 0	0- 1			
0- 0	0- 0	0- 0	NEUTRAL	0- 0	0- 0	0- 0			

RPI 1-25				RPI 26-50				RPI 51-100				RPI 101+ Team's RPI: 244			
RPI	S	Opponent	Score	RPI	S	Opponent	Score	RPI	S	Opponent	Score	RPI	S	Opponent	Score
24	A	Maryland	49 111	35	A	Georgia	47 87	70	A	Mercer	44 70	106	H	Brown	81 85
												140	H	William & Mary	71 83
												144	A	Georgetown	41 93
												169	A	Siena	61 72
												196	A	Cincinnati	53 87
												225	H	Bethune-Cookman	55 59
												255	H	Fairleigh Dickinson	68 65
												269	H	Campbell	63 61
												303	H	St. Francis Brooklyn	72 69
												312	H	FIU	69 62
												319	A	Florida A&M	59 74
												328	A	Vermont	65 88

LAST 12 Division I GAMES:															
				225	H	Bethune-Cookman	55 59	196	A	Cincinnati	53 87				
				319	A	Florida A&M	59 74	303	H	St. Francis Brooklyn	72 69				
				106	H	Brown	81 85	312	H	FIU	69 62				
				269	H	Campbell	63 61	255	H	Fairleigh Dickinson	68 65				
				70	A	Mercer	44 70	169	A	Siena	61 72				
				35	A	Georgia	47 87	24	A	Maryland	49 111				

Howard

Howard

Non-Div I Games:

Howard

Average RPI Win:	255	WON-LOST	WINNING	LAST 10	STRENGTH OF	OPP. STRENGTH	TEAM	ADJ.	CONF.	ADJ CONF.
Average RPI Loss:	169	RECORD	PCT. RANK	GAMES	SCHEDULE	OF SCHEDULE	RPI	RPI	RPI	RPI
DIV. I ONLY	6- 8	211	5- 5	289	268	245	245	25	25	
DIV. I NON-CONF.	3- 8	267	3- 6	221	291	280	280	25	25	

TOTALS	RPI 1-25	RPI 26-50	W-L RECORDS	RPI 51-100	RPI 101-150	RPI 150+				
6- 8	0- 1	0- 0	OVERALL	0- 0	0- 2	6- 5				
4- 2	0- 1	0- 0	HOME	0- 0	0- 0	4- 1				
2- 5	0- 0	0- 0	AWAY	0- 0	0- 2	2- 3				
0- 1	0- 0	0- 0	NEUTRAL	0- 0	0- 0	0- 1				
3- 8	0- 1	0- 0	NON-CONFERENCE	0- 0	0- 2	3- 5				
2- 2	0- 1	0- 0	HOME	0- 0	0- 0	2- 1				
1- 5	0- 0	0- 0	AWAY	0- 0	0- 2	1- 3				
0- 1	0- 0	0- 0	NEUTRAL	0- 0	0- 0	0- 1				
3- 0	0- 0	0- 0	CONFERENCE	0- 0	0- 0	3- 0				
2- 0	0- 0	0- 0	HOME	0- 0	0- 0	2- 0				
1- 0	0- 0	0- 0	AWAY	0- 0	0- 0	1- 0				
0- 0	0- 0	0- 0	NEUTRAL	0- 0	0- 0	0- 0				

RPI 1-25				RPI 26-50				RPI 51-100				RPI 101+ Team's RPI: 245			
RPI	S	Opponent	Score	RPI	S	Opponent	Score	RPI	S	Opponent	Score	RPI	S	Opponent	Score
13	H	Villanova	44 73									103	A	Seton Hall	61 80
												140	A	William & Mary	47 57
												158	A	Boston College	66 58
												174	N	New Hampshire	61 71
												189	H	Niagara	59 53
												190	A	Northeastern	43 63
												202	A	Lehigh	53 56
												212	H	Richmond	67 72
												251	H	Mt. St. Mary's	76 65
												268	H	Monmouth	61 55
												313	A	Canisius	56 52
												320	A	Rhode Island	47 62
												348	H	UMass Lowell	78 67
LAST 12 Division I GAMES:															
268	H	Monmouth	61 55	158	A	Boston College	66 58								
189	H	Niagara	59 53	348	H	UMass Lowell	78 67								
313	A	Canisius	56 52	174	N	New Hampshire	61 71								
103	A	Seton Hall	61 80	202	A	Lehigh	53 56								
320	A	Rhode Island	47 62	251	H	Mt. St. Mary's	76 65								
13	H	Villanova	44 73	190	A	Northeastern	43 63								

Non-Div I Games:

Fairfield

Average RPI Win:	272	WON-LOST	WINNING	LAST 10	STRENGTH OF	OPP. STRENGTH	TEAM	ADJ.	CONF.	ADJ CONF.
Average RPI Loss:	172	RECORD	PCT. RANK	GAMES	SCHEDULE	OF SCHEDULE	RPI	RPI	RPI	RPI

DIV. I ONLY	5- 8	232	4- 5	302	237	246	246	31	31
DIV. I NON-CONF.	4- 8	239	4- 6	291	210	258	258	31	31
TOTALS	RPI 1-25	RPI 26-50	W-L RECORDS	RPI 51-100	RPI 101-150	RPI 150+			
5- 8	0- 0	0- 1	OVERALL	0- 1	0- 1	5- 5			
3- 1	0- 0	0- 0	HOME	0- 0	0- 0	3- 1			
2- 7	0- 0	0- 1	AWAY	0- 1	0- 1	2- 4			
0- 0	0- 0	0- 0	NEUTRAL	0- 0	0- 0	0- 0			
4- 8	0- 0	0- 1	NON-CONFERENCE	0- 1	0- 1	4- 5			
2- 1	0- 0	0- 0	HOME	0- 0	0- 0	2- 1			
2- 7	0- 0	0- 1	AWAY	0- 1	0- 1	2- 4			
0- 0	0- 0	0- 0	NEUTRAL	0- 0	0- 0	0- 0			
1- 0	0- 0	0- 0	CONFERENCE	0- 0	0- 0	1- 0			
1- 0	0- 0	0- 0	HOME	0- 0	0- 0	1- 0			
0- 0	0- 0	0- 0	AWAY	0- 0	0- 0	0- 0			
0- 0	0- 0	0- 0	NEUTRAL	0- 0	0- 0	0- 0			

RPI S Opponent Score	RPI S Opponent Score	RPI S Opponent Score	RPI S Opponent Score
27 A Stanford 34 57	100 A South Dakota 50 66	136 A UTEP 56 67	187 H Omaha 52 43
		191 A SMU 29 41	205 A Boise St. 65 59
		217 A Cal Poly 57 59	223 H UC Irvine 59 72
		232 A UC Riverside 65 68	250 A San Jose St. 57 67
		304 H Cal St. Fullerton 55 43	326 A Southern Utah 46 45
		338 H Utah Valley 63 58	
LAST 12 Division I GAMES:			
338 H Utah Valley 63 58	232 A UC Riverside 65 68	191 A SMU 29 41	326 A Southern Utah 46 45
223 H UC Irvine 59 72	304 H Cal St. Fullerton 55 43	27 A Stanford 34 57	250 A San Jose St. 57 67
217 A Cal Poly 57 59			
205 A Boise St. 65 59			
187 H Omaha 52 43			
100 A South Dakota 50 66			

Non-Div I Games: Fresno Pacific 74 63 Whittier 72 35

Average RPI Win:	296	WON-LOST	WINNING	LAST 10	STRENGTH OF	OPP. STRENGTH	TEAM	ADJ.	CONF.	ADJ CONF.
Average RPI Loss:	127	RECORD	PCT. RANK	GAMES	SCHEDULE	OF SCHEDULE	RPI	RPI	RPI	RPI
DIV. I ONLY	5- 9	244	4- 6	268	141	247	247	32	32	
DIV. I NON-CONF.	3- 8	267	2- 7	185	112	243	243	32	32	

TOTALS	RPI 1-25	RPI 26-50	W-L RECORDS	RPI 51-100	RPI 101-150	RPI 150+				
5- 9	0- 1	0- 0	OVERALL	0- 3	0- 1	5- 4				
4- 1	0- 1	0- 0	HOME	0- 0	0- 0	4- 0				
1- 7	0- 0	0- 0	AWAY	0- 0	0- 0	1- 0				
0- 1	0- 0	0- 0	NEUTRAL	0- 1	0- 0	0- 0				
3- 8	0- 1	0- 0	NON-CONFERENCE	0- 3	0- 1	3- 3				
2- 1	0- 1	0- 0	HOME	0- 0	0- 0	2- 0				
1- 6	0- 0	0- 0	AWAY	0- 2	0- 1	1- 3				
0- 1	0- 0	0- 0	NEUTRAL	0- 1	0- 0	0- 0				
2- 1	0- 0	0- 0	CONFERENCE	0- 0	0- 0	2- 1				
2- 0	0- 0	0- 0	HOME	0- 0	0- 0	2- 0				
0- 1	0- 0	0- 0	AWAY	0- 0	0- 0	0- 1				
0- 0	0- 0	0- 0	NEUTRAL	0- 0	0- 0	0- 0				

RPI	S	Opponent	Score	RPI	S	Opponent	Score	RPI	S	Opponent	Score	RPI	S	Opponent	Score	Team's RPI: 247
8	H	Florida St.	53 96					64	A	Arkansas	62 79	124	A	Xavier	67 72	
								81	A	Alabama	49 73	165	A	Memphis	48 57	
								97	N	North Carolina	63 79	171	A	Louisiana Tech	53 64	
												193	A	Arkansas St.	56 76	
												238	A	Southern U.	44 63	
												263	H	Alabama A&M	78 49	
												283	A	McNeese	75 60	
												291	H	Alabama St.	93 71	
												299	H	Southeastern La.	61 52	
												343	H	La. -Monroe	61 52	
LAST 12 Division I GAMES:																
238	A	Southern U.	44 63	193	A	Arkansas St.	56 76									
291	H	Alabama St.	93 71	81	A	Alabama	49 73									
263	H	Alabama A&M	78 49	299	H	Southeastern La.	61 52									
64	A	Arkansas	62 79	283	A	McNeese	75 60									
165	A	Memphis	48 57	8	H	Florida St.	53 96									
97	N	North Carolina	63 79	124	A	Xavier	67 72									

Non-Div I Games:

Grambling

Average RPI Win:	321	WON-LOST	WINNING	LAST 10	STRENGTH OF	OPP. STRENGTH	TEAM	ADJ.	CONF.	ADJ CONF.
Average RPI Loss:	125	RECORD	PCT. RANK	GAMES	SCHEDULE	OF SCHEDULE	RPI	RPI	RPI	RPI
DIV. I ONLY	4- 10	274	2- 7	173	240	248	248	26	26	
DIV. I NON-CONF.	2- 8	290	2- 5	162	125	277	277	27	27	

TOTALS	RPI 1-25	RPI 26-50	W-L RECORDS	RPI 51-100	RPI 101-150	RPI 150+				
4- 10	0- 1	0- 0	OVERALL	0- 4	0- 0	4- 5				
3- 2	0- 0	0- 0	HOME	0- 1	0- 0	3- 1				
1- 6	0- 1	0- 0	AWAY	0- 2	0- 0	1- 3				
0- 2	0- 0	0- 0	NEUTRAL	0- 1	0- 0	0- 1				
2- 8	0- 1	0- 0	NON-CONFERENCE	0- 3	0- 0	2- 4				
2- 1	0- 0	0- 0	HOME	0- 0	0- 0	2- 1				
0- 5	0- 1	0- 0	AWAY	0- 2	0- 0	0- 2				
0- 2	0- 0	0- 0	NEUTRAL	0- 1	0- 0	0- 1				
2- 2	0- 0	0- 0	CONFERENCE	0- 1	0- 0	2- 1				
1- 1	0- 0	0- 0	HOME	0- 1	0- 0	1- 0				
1- 1	0- 0	0- 0	AWAY	0- 0	0- 0	1- 1				
0- 0	0- 0	0- 0	NEUTRAL	0- 0	0- 0	0- 0				

RPI 1-25				RPI 26-50				RPI 51-100				RPI 101+ Team's RPI: 248			
RPI	S	Opponent	Score	RPI	S	Opponent	Score	RPI	S	Opponent	Score	RPI	S	Opponent	Score
9	A	Louisville	56 91					60	N	Saint Mary's (CA)	58 69	167	H	Northwestern	63 71
								65	A	Purdue	58 60	181	A	Southern Ill.	72 84
								71	H	Belmont	63 65	193	A	Arkansas St.	73 84
								83	A	Chattanooga	82 87	211	A	Austin Peay	62 69
												214	N	Eastern Wash.	58 61
												284	H	N.C. A&T	76 63
												331	H	Western Caro.	62 54
												334	H	Tennessee St.	80 68
												335	A	Murray St.	97 80
LAST 12 Division I GAMES:															
335	A	Murray St.	97 80	60	N	Saint Mary's (CA)	58 69	9	A	Louisville	56 91				
211	A	Austin Peay	62 69					83	A	Chattanooga	82 87				
71	H	Belmont	63 65					284	H	N.C. A&T	76 63				
334	H	Tennessee St.	80 68					331	H	Western Caro.	62 54				
214	N	Eastern Wash.	58 61					193	A	Arkansas St.	73 84				
65	A	Purdue	58 60												

Non-Div I Games: Rhodes 90 49 Ala.-Huntsville 104 73

UT Martin

■ Loss,
 ■ Non-Conf,
 ■ S Site,
 ■ Home
 ■ A Away
 N Neutral

Average RPI Win:	318	WON-LOST	WINNING	LAST 10	STRENGTH OF	OPP. STRENGTH	TEAM	ADJ.	CONF.	ADJ CONF.
Average RPI Loss:	139	RECORD	PCT. RANK	GAMES	SCHEDULE	OF SCHEDULE	RPI	RPI	RPI	RPI
DIV. I ONLY	4- 8	255	4- 4	286	279	249	249	27	27	
DIV. I NON-CONF.	2- 6	279	2- 4	115	274	221	221	26	26	

TOTALS	RPI 1-25	RPI 26-50	W-L RECORDS	RPI 51-100	RPI 101-150	RPI 150+				
4- 8	0- 1	0- 1	OVERALL	0- 0	0- 2	4- 4				
0- 3	0- 1	0- 0	HOME	0- 0	0- 1	0- 1				
4- 4	0- 0	0- 1	AWAY	0- 0	0- 0	4- 3				
0- 1	0- 0	0- 0	NEUTRAL	0- 0	0- 1	0- 0				
2- 6	0- 1	0- 1	NON-CONFERENCE	0- 0	0- 2	2- 2				
0- 2	0- 1	0- 0	HOME	0- 0	0- 1	0- 0				
2- 3	0- 0	0- 1	AWAY	0- 0	0- 0	2- 2				
0- 1	0- 0	0- 0	NEUTRAL	0- 0	0- 1	0- 0				
2- 2	0- 0	0- 0	CONFERENCE	0- 0	0- 0	2- 2				
0- 1	0- 0	0- 0	HOME	0- 0	0- 0	0- 1				
2- 1	0- 0	0- 0	AWAY	0- 0	0- 0	2- 1				
0- 0	0- 0	0- 0	NEUTRAL	0- 0	0- 0	0- 0				

RPI 1-25				RPI 26-50				RPI 51-100				RPI 101+ Team's RPI: 249			
RPI	S	Opponent	Score	RPI	S	Opponent	Score	RPI	S	Opponent	Score	RPI	S	Opponent	Score
20	H	Baylor	43 85	44	A	LSU	50 65					110	N	Bradley	65 75
												119	H	Jacksonville	61 69
												165	A	Iowa St.	47 75
												191	A	SMU	61 68
												204	H	SFA	73 86
												261	A	Incarnate Word	62 64
												286	A	Jackson St.	90 64
												310	A	Northwestern St.	79 63
												336	A	Houston Baptist	73 61
												339	A	Mississippi Val.	62 57

LAST 12 Division I GAMES:															
336	A	Houston Baptist	73 61	339	A	Mississippi Val.	62 57	286	A	Jackson St.	90 64	110	N	Bradley	65 75
204	H	SFA	73 86	44	A	LSU	50 65	119	H	Jacksonville	61 69	191	A	SMU	61 68
261	A	Incarnate Word	62 64	20	H	Baylor	43 85								

Non-Div I Games: Spring Hill 78 70 Evangel 72 55 Southern-N. O. 83 45

Nicholls St.

Average RPI Win:	218	WON-LOST	WINNING	LAST 10	STRENGTH OF	OPP. STRENGTH	TEAM	ADJ.	CONF.	ADJ CONF.
Average RPI Loss:	131	RECORD	PCT. RANK	GAMES	SCHEDULE	OF SCHEDULE	RPI	RPI	RPI	RPI
DIV. I ONLY	4- 10	274	3- 6	185	120	250	250	17	17	
DIV. I NON-CONF.	2- 8	290	1- 6	216	95	284	284	18	18	

TOTALS	RPI 1-25	RPI 26-50	W-L RECORDS	RPI 51-100	RPI 101-150	RPI 150+				
4- 10	0- 1	1- 0	OVERALL	0- 2	0- 3	3- 4				
3- 4	0- 0	1- 0	HOME	0- 1	0- 0	2- 3				
1- 5	0- 1	0- 0	AWAY	0- 1	0- 2	1- 1				
0- 1	0- 0	0- 0	NEUTRAL	0- 0	0- 1	0- 0				
2- 8	0- 1	0- 0	NON-CONFERENCE	0- 2	0- 1	2- 4				
1- 4	0- 0	0- 0	HOME	0- 1	0- 0	1- 3				
1- 3	0- 1	0- 0	AWAY	0- 1	0- 0	1- 1				
0- 1	0- 0	0- 0	NEUTRAL	0- 0	0- 1	0- 0				
2- 2	0- 0	1- 0	CONFERENCE	0- 0	0- 2	1- 0				
2- 0	0- 0	1- 0	HOME	0- 0	0- 0	1- 0				
0- 2	0- 0	0- 0	AWAY	0- 0	0- 2	0- 0				
0- 0	0- 0	0- 0	NEUTRAL	0- 0	0- 0	0- 0				

RPI 1-25				RPI 26-50				RPI 51-100				RPI 101+ Team's RPI: 250			
RPI	S	Opponent	Score	RPI	S	Opponent	Score	RPI	S	Opponent	Score	RPI	S	Opponent	Score
16	A	UCLA	69 129	47	H	New Mexico	95 86	72	H	Nebraska	55 81	123	N	Hampton	73 81
								79	A	Oregon St.	62 110	132	A	UNLV	60 79
												145	A	Colorado St.	48 63
												164	A	Pacific	97 106
												170	H	Portland St.	78 90
												197	H	San Francisco	81 87
												208	H	CSUN	59 76
												246	H	CSU Bakersfield	67 57
												259	A	Santa Clara	71 66
												321	H	Utah St.	79 66

LAST 12 Division I GAMES:															
				47	H	New Mexico	95 86	208	H	CSUN	59 76				
				132	A	UNLV	60 79	197	H	San Francisco	81 87				
				145	A	Colorado St.	48 63	259	A	Santa Clara	71 66				
				321	H	Utah St.	79 66	123	N	Hampton	73 81				
				72	H	Nebraska	55 81	164	A	Pacific	97 106				
				79	A	Oregon St.	62 110	170	H	Portland St.	78 90				

Non-Div I Games: Southern Ore. 89 87

San Jose St.

Average RPI Win: 293
Average RPI Loss: 162

WON-LOST
RECORD

WINNING
PCT. RANK

LAST 10
GAMES

STRENGTH OF
SCHEDULE

OPP. STRENGTH
OF SCHEDULE

TEAM
RPI

ADJ.
RPI

CONF.
RPI

ADJ CONF.
RPI

DIV. I ONLY	5- 9	244	5- 5	307	143	251	251	28	28
DIV. I NON-CONF.	3- 8	267	3- 6	234	139	256	256	28	28

TOTALS	RPI 1-25	RPI 26-50	W-L RECORDS	RPI 51-100	RPI 101-150	RPI 150+			
5- 9	0- 2	0- 0	OVERALL	0- 0	0- 2	5- 5			
2- 2	0- 0	0- 0	HOME	0- 0	0- 1	2- 1			
3- 7	0- 0	0- 0	AWAY	0- 0	0- 0	3- 0			
0- 0	0- 0	0- 0	NEUTRAL	0- 0	0- 0	0- 0			
3- 8	0- 2	0- 0	NON-CONFERENCE	0- 0	0- 2	3- 4			
2- 1	0- 0	0- 0	HOME	0- 0	0- 1	2- 0			
1- 7	0- 2	0- 0	AWAY	0- 0	0- 1	1- 4			
0- 0	0- 0	0- 0	NEUTRAL	0- 0	0- 0	0- 0			
2- 1	0- 0	0- 0	CONFERENCE	0- 0	0- 0	2- 1			
0- 1	0- 0	0- 0	HOME	0- 0	0- 0	0- 1			
2- 0	0- 0	0- 0	AWAY	0- 0	0- 0	2- 0			
0- 0	0- 0	0- 0	NEUTRAL	0- 0	0- 0	0- 0			

RPI 1-25				RPI 26-50				RPI 51-100				RPI 101+ Team's RPI: 251			
RPI	S	Opponent	Score	RPI	S	Opponent	Score	RPI	S	Opponent	Score	RPI	S	Opponent	Score
2	A	Notre Dame	65 121									116	H	Gardner-Webb	67 75
24	A	Maryland	57 97									124	A	Xavier	45 66
												202	A	Lehigh	71 75
												209	A	Morgan St.	67 75
												228	H	Sacred Heart	52 82
												245	A	Fairfield	65 76
												260	H	Loyola Maryland	71 63
												292	A	UMES	66 63
												293	H	Rider	82 78
												302	A	Central Conn. St.	68 56
												307	A	Coppin St.	54 68
												316	A	Bryant	68 63
LAST 12 Division I GAMES:															
228	H	Sacred Heart	52 82	24	A	Maryland	57 97	260	H	Loyola Maryland	71 63	202	A	Lehigh	71 75
316	A	Bryant	68 63	209	A	Morgan St.	67 75	245	A	Fairfield	65 76	293	H	Rider	82 78
302	A	Central Conn. St.	68 56	307	A	Coppin St.	54 68								
292	A	UMES	66 63												
116	H	Gardner-Webb	67 75												
293	H	Rider	82 78												

Non-Div I Games:

Mt. St. Mary's

Average RPI Win:	276	WON-LOST	WINNING	LAST 10	STRENGTH OF	OPP. STRENGTH	TEAM	ADJ.	CONF.	ADJ CONF.
Average RPI Loss:	159	RECORD	PCT. RANK	GAMES	SCHEDULE	OF SCHEDULE	RPI	RPI	RPI	RPI
DIV. I ONLY	8- 8	166	6- 4	282	261	252	252	8	8	
DIV. I NON-CONF.	8- 5	111	7- 2	325	323	257	257	7	7	

TOTALS	RPI 1-25	RPI 26-50	W-L RECORDS	RPI 51-100	RPI 101-150	RPI 150+				
8- 8	0- 1	0- 0	OVERALL	0- 0	0- 2	8- 5				
6- 4	0- 1	0- 0	HOME	0- 0	0- 1	6- 2				
1- 2	0- 0	0- 0	AWAY	0- 0	0- 0	1- 0				
1- 2	0- 0	0- 0	NEUTRAL	0- 0	0- 1	1- 1				
8- 5	0- 0	0- 0	NON-CONFERENCE	0- 0	0- 2	8- 3				
6- 2	0- 0	0- 0	HOME	0- 0	0- 1	6- 1				
1- 1	0- 0	0- 0	AWAY	0- 0	0- 0	1- 1				
1- 2	0- 0	0- 0	NEUTRAL	0- 0	0- 1	1- 1				
0- 3	0- 1	0- 0	CONFERENCE	0- 0	0- 0	0- 2				
0- 2	0- 1	0- 0	HOME	0- 0	0- 0	0- 1				
0- 1	0- 0	0- 0	AWAY	0- 0	0- 0	0- 1				
0- 0	0- 0	0- 0	NEUTRAL	0- 0	0- 0	0- 0				

RPI 1-25				RPI 26-50				RPI 51-100				RPI 101+ Team's RPI: 252			
RPI	S	Opponent	Score	RPI	S	Opponent	Score	RPI	S	Opponent	Score	RPI	S	Opponent	Score
1	H	UConn	35 96									136	N	UTEP	79 93
												140	H	William & Mary	65 71
												155	N	Jacksonville St.	73 82
												165	A	Memphis	36 72
												180	H	Charlotte	58 55
												196	H	Cincinnati	54 66
												212	H	Richmond	64 65
												216	H	Norfolk St.	51 46
												253	A	Kennesaw St.	66 56
												265	A	UNCW	62 66
												292	H	UMES	64 54
												293	N	Rider	66 63
												311	H	USC Upstate	66 53
												324	H	Savannah St.	103 37
												337	H	N.C. Central	73 61
LAST 12 Division I GAMES:															
165	A	Memphis	36 72	337	H	N.C. Central	73 61								
1	H	UConn	35 96	253	A	Kennesaw St.	66 56								
196	H	Cincinnati	54 66	216	H	Norfolk St.	51 46								
292	H	UMES	64 54	180	H	Charlotte	58 55								
324	H	Savannah St.	103 37	293	N	Rider	66 63								
136	N	UTEP	79 93	155	N	Jacksonville St.	73 82								

Non-Div I Games:

East Carolina

Average RPI Win:	301	WON-LOST	WINNING	LAST 10	STRENGTH OF	OPP. STRENGTH	TEAM	ADJ.	CONF.	ADJ CONF.
Average RPI Loss:	129	RECORD	PCT. RANK	GAMES	SCHEDULE	OF SCHEDULE	RPI	RPI	RPI	RPI
DIV. I ONLY	3- 8	281	3- 6	241	142	253	253	20	20	
DIV. I NON-CONF.	3- 7	253	3- 7	212	121	236	236	20	20	

TOTALS	RPI 1-25	RPI 26-50	W-L RECORDS	RPI 51-100	RPI 101-150	RPI 150+				
3- 8	0- 1	0- 0	OVERALL	0- 2	0- 3	3- 2				
1- 2	0- 0	0- 0	HOME	0- 0	0- 0	1- 2				
2- 4	0- 0	0- 0	AWAY	0- 1	0- 3	2- 0				
0- 2	0- 1	0- 0	NEUTRAL	0- 1	0- 0	0- 0				
3- 7	0- 1	0- 0	NON-CONFERENCE	0- 2	0- 3	3- 1				
1- 1	0- 0	0- 0	HOME	0- 0	0- 0	1- 1				
2- 4	0- 0	0- 0	AWAY	0- 1	0- 3	2- 0				
0- 2	0- 1	0- 0	NEUTRAL	0- 1	0- 0	0- 0				
0- 1	0- 0	0- 0	CONFERENCE	0- 0	0- 0	0- 1				
0- 1	0- 0	0- 0	HOME	0- 0	0- 0	0- 1				
0- 0	0- 0	0- 0	AWAY	0- 0	0- 0	0- 0				
0- 0	0- 0	0- 0	NEUTRAL	0- 0	0- 0	0- 0				

RPI S	RPI 1-25	Score	RPI S	RPI 26-50	Score	RPI S	RPI 51-100	Score	RPI S	RPI 101+	Team's RPI: 253	Score
24 N	Maryland	35 89				56 A	Georgia Tech	48 86	102 A	Ole Miss	63 92	
						86 N	Maine	39 75	122 A	Clemson	28 41	
									135 A	Furman	59 78	
									252 H	East Carolina	56 66	
									254 H	Lipscomb	62 64	
									287 H	Georgia St.	71 61	
									290 A	Presbyterian	60 51	
									325 A	Ga. Southern	60 58	

LAST 12 Division I GAMES:												
254 H	Lipscomb	62 64	290 A	Presbyterian	60 51	135 A	Furman	59 78				
325 A	Ga. Southern	60 58	56 A	Georgia Tech	48 86	102 A	Ole Miss	63 92				
252 H	East Carolina	56 66	122 A	Clemson	28 41							
287 H	Georgia St.	71 61										
86 N	Maine	39 75										
24 N	Maryland	35 89										

Non-Div I Games: Middle Ga. St. 81 65

Kennesaw St.

Average RPI Win:	301	WON-LOST	WINNING	LAST 10	STRENGTH OF	OPP. STRENGTH	TEAM	ADJ.	CONF.	ADJ CONF.
Average RPI Loss:	147	RECORD	PCT. RANK	GAMES	SCHEDULE	OF SCHEDULE	RPI	RPI	RPI	RPI
DIV. I ONLY	5- 11	263	3- 7	243	276	254	254	20	20	
DIV. I NON-CONF.	4- 11	278	3- 8	226	281	274	274	20	20	

TOTALS	RPI 1-25	RPI 26-50	W-L RECORDS	RPI 51-100	RPI 101-150	RPI 150+				
5- 11	0- 1	0- 0	OVERALL	0- 3	0- 3	5- 4				
2- 4	0- 0	0- 0	HOME	0- 2	0- 0	2- 2				
3- 7	0- 1	0- 0	AWAY	0- 1	0- 3	3- 2				
0- 0	0- 0	0- 0	NEUTRAL	0- 0	0- 0	0- 0				
4- 11	0- 1	0- 0	NON-CONFERENCE	0- 3	0- 3	4- 4				
2- 4	0- 0	0- 0	HOME	0- 2	0- 0	2- 2				
2- 7	0- 1	0- 0	AWAY	0- 1	0- 3	2- 2				
0- 0	0- 0	0- 0	NEUTRAL	0- 0	0- 0	0- 0				
1- 0	0- 0	0- 0	CONFERENCE	0- 0	0- 0	1- 0				
0- 0	0- 0	0- 0	HOME	0- 0	0- 0	0- 0				
1- 0	0- 0	0- 0	AWAY	0- 0	0- 0	1- 0				
0- 0	0- 0	0- 0	NEUTRAL	0- 0	0- 0	0- 0				

RPI	S	Opponent	Score	RPI	S	Opponent	Score	RPI	S	Opponent	Score	RPI	S	Opponent	Score	Team's RPI: 254
23	A	Ball St.	46 84					55	A	Butler	58 70	114	A	Saint Louis	57 101	
								71	H	Belmont	59 91	127	A	Vanderbilt	82 92	
								81	H	Alabama	51 73	138	A	Middle Tenn.	48 72	
												211	H	Austin Peay	63 71	
												218	A	Col. of Charleston	69 85	
												241	H	Morehead St.	55 75	
												253	A	Kennesaw St.	64 62	
												263	H	Alabama A&M	66 50	
												322	A	Charleston So.	58 54	
												330	A	Tennessee Tech	61 57	
												334	A	Tennessee St.	64 71	
												335	H	Murray St.	65 64	
LAST 12 Division I GAMES:																
263	H	Alabama A&M	66 50	253	A	Kennesaw St.	64 62	71	H	Belmont	59 91	241	H	Morehead St.	55 75	
127	A	Vanderbilt	82 92									211	H	Austin Peay	63 71	
330	A	Tennessee Tech	61 57									335	H	Murray St.	65 64	
114	A	Saint Louis	57 101					138	A	Middle Tenn.	48 72					
334	A	Tennessee St.	64 71													
81	H	Alabama	51 73													

Non-Div I Games:

Lipscomb

Average RPI Win: 299	WON-LOST RECORD	WINNING PCT. RANK	LAST 10 GAMES	STRENGTH OF SCHEDULE	OPP. STRENGTH OF SCHEDULE	TEAM RPI	ADJ. RPI	CONF. RPI	ADJ CONF. RPI
Average RPI Loss: 161									
DIV. I ONLY	8- 5	113	6- 4	340	324	255	255	28	28
DIV. I NON-CONF.	7- 3	74	6- 3	340	322	241	241	28	28

TOTALS	RPI 1-25	RPI 26-50	W-L RECORDS	RPI 51-100	RPI 101-150	RPI 150+			
8- 5	0- 1	0- 0	OVERALL	0- 0	0- 0	8- 4			
5- 3	0- 0	0- 0	HOME	0- 0	0- 0	5- 3			
3- 2	0- 1	0- 0	AWAY	0- 0	0- 0	3- 1			
0- 0	0- 0	0- 0	NEUTRAL	0- 0	0- 0	0- 0			
7- 3	0- 1	0- 0	NON-CONFERENCE	0- 0	0- 0	7- 2			
5- 1	0- 0	0- 0	HOME	0- 0	0- 0	5- 1			
2- 2	0- 1	0- 0	AWAY	0- 0	0- 0	2- 1			
0- 0	0- 0	0- 0	NEUTRAL	0- 0	0- 0	0- 0			
1- 2	0- 0	0- 0	CONFERENCE	0- 0	0- 0	1- 2			
0- 2	0- 0	0- 0	HOME	0- 0	0- 0	0- 2			
1- 0	0- 0	0- 0	AWAY	0- 0	0- 0	1- 0			
0- 0	0- 0	0- 0	NEUTRAL	0- 0	0- 0	0- 0			

RPI	S	Opponent	Score	RPI	S	Opponent	Score	RPI	S	Opponent	Score	RPI	S	Opponent	Score	Team's RPI: 255
7	A	Rutgers	35 101									159	H	Robert Morris	68 77	
												161	H	Saint Francis (PA)	56 80	
												194	H	Army West Point	58 56	
												234	H	Stony Brook	51 56	
												243	H	Colgate	61 51	
												244	A	Howard	65 68	
												268	H	Monmouth	78 61	
												298	A	Wagner	74 64	
												342	H	Saint Peter's	69 59	
												346	A	NJIT	74 70	
												348	H	UMass Lowell	60 51	
												349	A	Longwood	72 52	
LAST 12 Division I GAMES:																
161	H	Saint Francis (PA)	56 80	298	A	Wagner	74 64									
159	H	Robert Morris	68 77	244	A	Howard	65 68									
342	H	Saint Peter's	69 59	349	A	Longwood	72 52									
7	A	Rutgers	35 101	243	H	Colgate	61 51									
348	H	UMass Lowell	60 51	234	H	Stony Brook	51 56									
268	H	Monmouth	78 61	346	A	NJIT	74 70									

Non-Div I Games: Rutgers-Newark 76 40

Fairleigh Dickinson

Average RPI Win:	306	WON-LOST	WINNING	LAST 10	STRENGTH OF	OPP. STRENGTH	TEAM	ADJ.	CONF.	ADJ CONF.
Average RPI Loss:	122	RECORD	PCT. RANK	GAMES	SCHEDULE	OF SCHEDULE	RPI	RPI	RPI	RPI

DIV. I ONLY	6- 7	198	5- 4	335	185	256	256	23	23
DIV. I NON-CONF.	5- 4	146	4- 3	347	230	250	250	21	21
TOTALS	RPI 1-25	RPI 26-50	W-L RECORDS	RPI 51-100	RPI 101-150	RPI 150+			
6- 7	0- 0	0- 0	OVERALL	0- 2	0- 3	6- 2			
4- 1	0- 0	0- 0	HOME	0- 0	0- 1	4- 0			
2- 6	0- 0	0- 0	AWAY	0- 0	0- 0	2- 0			
0- 0	0- 0	0- 0	NEUTRAL	0- 0	0- 0	0- 0			
5- 4	0- 0	0- 0	NON-CONFERENCE	0- 2	0- 1	5- 1			
3- 0	0- 0	0- 0	HOME	0- 0	0- 0	3- 0			
2- 4	0- 0	0- 0	AWAY	0- 2	0- 1	2- 1			
0- 0	0- 0	0- 0	NEUTRAL	0- 0	0- 0	0- 0			
1- 3	0- 0	0- 0	CONFERENCE	0- 0	0- 2	1- 1			
1- 1	0- 0	0- 0	HOME	0- 0	0- 1	1- 0			
0- 2	0- 0	0- 0	AWAY	0- 0	0- 1	0- 1			
0- 0	0- 0	0- 0	NEUTRAL	0- 0	0- 0	0- 0			

RPI 1-25	RPI 26-50	RPI 51-100	RPI 101+	Team's RPI: 256
RPI S Opponent Score	RPI S Opponent Score	RPI S Opponent Score	RPI S Opponent Score	
		65 A Purdue 49 95	110 H Bradley 69 88	
		99 A Mi ami (OH) 68 77	118 A Drake 50 86	
			148 A Liberty 40 61	
			155 A Bowling Green 77 90	
			160 A UNI 56 77	
			237 H Illinois St. 56 50	
			262 H Grand Canyon 80 75	
			314 H Fort Wayne 68 50	
			333 H Chi cago St. 71 60	
			341 A Eastern Ill. 76 67	
			349 A Longwood 81 68	
LAST 12 Division I GAMES:				
237 H Illinois St. 56 50	110 H Bradley 69 88			
160 A UNI 56 77	65 A Purdue 49 95			
118 A Drake 50 86	349 A Longwood 81 68			
314 H Fort Wayne 68 50	148 A Liberty 40 61			
341 A Eastern Ill. 76 67	155 A Bowling Green 77 90			
333 H Chi cago St. 71 60	262 H Grand Canyon 80 75			

Non-Div I Games: Ind.-Northwest 99 59 Ind.-Kokomo 81 47

Average RPI Win:	308	WON-LOST	WINNING	LAST 10	STRENGTH OF	OPP. STRENGTH	TEAM	ADJ.	CONF.	ADJ CONF.
Average RPI Loss:	153	RECORD	PCT. RANK	GAMES	SCHEDULE	OF SCHEDULE	RPI	RPI	RPI	RPI
DIV. I ONLY	5- 8	232	3- 7	255	334	257	257	28	28	
DIV. I NON-CONF.	4- 7	226	4- 6	268	319	270	270	28	28	

TOTALS	RPI 1-25	RPI 26-50	W-L RECORDS	RPI 51-100	RPI 101-150	RPI 150+				
5- 8	0- 0	0- 1	OVERALL	0- 0	0- 3	5- 4				
3- 3	0- 0	0- 1	HOME	0- 0	0- 1	3- 1				
2- 5	0- 0	0- 0	AWAY	0- 0	0- 0	2- 0				
0- 0	0- 0	0- 0	NEUTRAL	0- 0	0- 0	0- 0				
4- 7	0- 0	0- 1	NON-CONFERENCE	0- 0	0- 3	4- 3				
2- 3	0- 0	0- 1	HOME	0- 0	0- 1	2- 1				
2- 4	0- 0	0- 0	AWAY	0- 0	0- 2	2- 2				
0- 0	0- 0	0- 0	NEUTRAL	0- 0	0- 0	0- 0				
1- 1	0- 0	0- 0	CONFERENCE	0- 0	0- 0	1- 1				
1- 0	0- 0	0- 0	HOME	0- 0	0- 0	1- 0				
0- 1	0- 0	0- 0	AWAY	0- 0	0- 0	0- 1				
0- 0	0- 0	0- 0	NEUTRAL	0- 0	0- 0	0- 0				

RPI	S	Opponent	Score	RPI	S	Opponent	Score	RPI	S	Opponent	Score	RPI	S	Opponent	Score
41	H	Michigan	49 86									101	H	Navy	47 79
												115	A	George Mason	70 73
												142	A	Yale	51 62
												159	A	Robert Morris	53 60
												194	A	Army West Point	37 71
												202	H	Lehigh	72 69
												235	A	Lafayette	53 69
												240	H	Manhattan	38 72
												303	H	St. Francis Brooklyn	61 59
												342	H	Saint Peter's	57 46
												345	A	UMBC	66 52
												346	A	NJIT	67 49
LAST 12 Division I GAMES:															
303	H	St. Francis Brooklyn	61 59	159	A	Robert Morris	53 60								
101	H	Navy	47 79	346	A	NJIT	67 49								
240	H	Manhattan	38 72	235	A	Lafayette	53 69								
202	H	Lehigh	72 69	194	A	Army West Point	37 71								
115	A	George Mason	70 73	345	A	UMBC	66 52								
41	H	Michigan	49 86	342	H	Saint Peter's	57 46								

Non-Div I Games:

LIU Brooklyn

Average RPI Win:	278	WON-LOST	WINNING	LAST 10	STRENGTH OF	OPP. STRENGTH	TEAM	ADJ.	CONF.	ADJ CONF.
Average RPI Loss:	129	RECORD	PCT. RANK	GAMES	SCHEDULE	OF SCHEDULE	RPI	RPI	RPI	RPI
DIV. I ONLY	6- 8	211	6- 3	262	203	258	258	19	19	
DIV. I NON-CONF.	3- 7	253	3- 4	247	213	301	301	17	17	

TOTALS	RPI 1-25	RPI 26-50	W-L RECORDS	RPI 51-100	RPI 101-150	RPI 150+				
6- 8	0- 1	0- 1	OVERALL	0- 2	0- 1	6- 3				
5- 3	0- 0	0- 0	HOME	0- 1	0- 1	5- 1				
1- 3	0- 0	0- 1	AWAY	0- 1	0- 0	1- 1				
0- 2	0- 1	0- 0	NEUTRAL	0- 0	0- 0	0- 1				
3- 7	0- 1	0- 0	NON-CONFERENCE	0- 2	0- 1	3- 3				
3- 3	0- 0	0- 0	HOME	0- 1	0- 1	3- 1				
0- 2	0- 0	0- 0	AWAY	0- 1	0- 0	0- 1				
0- 2	0- 1	0- 0	NEUTRAL	0- 0	0- 0	0- 1				
3- 1	0- 0	0- 1	CONFERENCE	0- 0	0- 0	3- 0				
2- 0	0- 0	0- 0	HOME	0- 0	0- 0	2- 0				
1- 1	0- 0	0- 1	AWAY	0- 0	0- 0	1- 0				
0- 0	0- 0	0- 0	NEUTRAL	0- 0	0- 0	0- 0				

RPI 1-25				RPI 26-50				RPI 51-100				RPI 101+ Team's RPI: 258			
RPI	S	Opponent	Score	RPI	S	Opponent	Score	RPI	S	Opponent	Score	RPI	S	Opponent	Score
21	N	Marquette	68 87	45	A	Northern Colo.	50 68	62	H	Gonzaga	55 70	105	H	Kentucky	54 71
								96	A	Wyoming	62 67	185	A	North Dakota	54 43
												195	A	Fresno St.	58 61
												204	H	SFA	60 52
												222	H	Seattle U	64 78
												285	N	Indiana St.	45 57
												304	H	Cal St. Fullerton	68 47
												318	H	Northern Ariz.	70 62
												326	H	Southern Utah	81 71
												332	H	Long Beach St.	67 60

LAST 12 Division I GAMES:															
185	A	North Dakota	54 43	45	A	Northern Colo.	50 68	332	H	Long Beach St.	67 60				
326	H	Southern Utah	81 71					304	H	Cal St. Fullerton	68 47				
318	H	Northern Ariz.	70 62					21	N	Marquette	68 87				
222	H	Seattle U	64 78					285	N	Indiana St.	45 57				
195	A	Fresno St.	58 61					62	H	Gonzaga	55 70				
204	H	SFA	60 52												

Non-Div I Games: Rocky Mountain 54 38

Montana

Average RPI Win: 284	WON-LOST RECORD	WINNING PCT. RANK	LAST 10 GAMES	STRENGTH OF SCHEDULE	OPP. STRENGTH OF SCHEDULE	TEAM RPI	ADJ. RPI	CONF. RPI	ADJ CONF. RPI
Average RPI Loss: 157									
DIV. I ONLY	4- 10	274	2- 7	225	220	259	259	13	13
DIV. I NON-CONF.	3- 7	253	2- 5	239	219	266	266	13	13

TOTALS	RPI 1-25	RPI 26-50	W-L RECORDS	RPI 51-100	RPI 101-150	RPI 150+			
4- 10	0- 1	0- 1	OVERALL	0- 1	0- 2	4- 5			
1- 6	0- 1	0- 1	HOME	0- 1	0- 1	1- 2			
3- 4	0- 0	0- 0	AWAY	0- 0	0- 0	3- 0			
0- 0	0- 0	0- 0	NEUTRAL	0- 0	0- 0	0- 0			
3- 7	0- 1	0- 1	NON-CONFERENCE	0- 0	0- 1	3- 4			
1- 4	0- 1	0- 1	HOME	0- 0	0- 0	1- 2			
2- 3	0- 0	0- 0	AWAY	0- 0	0- 1	2- 2			
0- 0	0- 0	0- 0	NEUTRAL	0- 0	0- 0	0- 0			
1- 3	0- 0	0- 0	CONFERENCE	0- 1	0- 1	1- 1			
0- 2	0- 0	0- 0	HOME	0- 1	0- 1	0- 0			
1- 1	0- 0	0- 0	AWAY	0- 0	0- 0	1- 1			
0- 0	0- 0	0- 0	NEUTRAL	0- 0	0- 0	0- 0			

RPI S Opponent Score	RPI S Opponent Score	RPI S Opponent Score	RPI S Opponent Score
25 H Cal i forn i a 41 79	48 H Southern Cal i forn i a 43 64	62 H Gonzaga 51 63	Team's RPI: 259
			RPI S Opponent Score
			120 H Loyol a Marymount 51 65
			134 A Nevada 41 52
			167 A Northwestern 47 57
			198 A Pepperdi ne 55 56
			230 H UC Santa Barbara 68 63
			250 H San Jose St. 66 71
			262 A Grand Canyon 38 39
			267 A San Diego St. 48 34
			297 A III. -Chi cago 45 36
			304 H Cal St. Fullerton 69 73
			340 A Portl and 50 43
LAST 12 Divi s i on I GAMES:			
120 H Loyol a Marymount 51 65	340 A Portl and 50 43		
62 H Gonzaga 51 63	25 H Cal i forn i a 41 79		
198 A Pepperdi ne 55 56	250 H San Jose St. 66 71		
262 A Grand Canyon 38 39	297 A III. -Chi cago 45 36		
134 A Nevada 41 52	167 A Northwestern 47 57		
267 A San Diego St. 48 34	48 H Southern Cal i forn i a 43 64		

Non-Di v I Games: Menl o 104 61

Santa Clara

Average RPI Win: **261**
 Average RPI Loss: **153**

WON-LOST
RECORD

WINNING
PCT. RANK

LAST 10
GAMES

STRENGTH OF
SCHEDULE

OPP. STRENGTH
OF SCHEDULE

TEAM
RPI

ADJ.
RPI

CONF.
RPI

ADJ CONF.
RPI

DIV. I ONLY	2- 12	318	1- 9	74	327	260	260	15	15
DIV. I NON-CONF.	2- 9	295	1- 8	85	326	255	255	15	15

TOTALS	RPI 1-25	RPI 26-50	W-L RECORDS	RPI 51-100	RPI 101-150	RPI 150+			
2- 12	0- 2	0- 0	OVERALL	0- 0	0- 6	2- 4			
1- 4	0- 0	0- 0	HOME	0- 0	0- 2	1- 2			
1- 8	0- 2	0- 0	AWAY	0- 0	0- 4	1- 2			
0- 0	0- 0	0- 0	NEUTRAL	0- 0	0- 0	0- 0			
2- 9	0- 2	0- 0	NON-CONFERENCE	0- 0	0- 4	2- 3			
1- 3	0- 0	0- 0	HOME	0- 0	0- 2	1- 1			
1- 6	0- 2	0- 0	AWAY	0- 0	0- 2	1- 2			
0- 0	0- 0	0- 0	NEUTRAL	0- 0	0- 0	0- 0			
0- 3	0- 0	0- 0	CONFERENCE	0- 0	0- 2	0- 1			
0- 1	0- 0	0- 0	HOME	0- 0	0- 0	0- 1			
0- 2	0- 0	0- 0	AWAY	0- 0	0- 2	0- 0			
0- 0	0- 0	0- 0	NEUTRAL	0- 0	0- 0	0- 0			

RPI	S	Opponent	Score
21	A	Marquette	63 83
24	A	Maryland	45 114

RPI	S	Opponent	Score

RPI	S	Opponent	Score

RPI	S	Opponent	Score
101	A	Navy	44 73
108	A	Delaware	38 71
115	H	George Mason	72 80
140	A	William & Mary	49 70
144	H	Georgetown	54 72
150	A	Boston U.	56 75
194	H	Army West Point	62 69
216	A	Norfolk St.	61 58
251	A	Mt. St. Mary's	63 71
289	H	Towson	67 76
303	A	St. Francis Brooklyn	47 64
306	H	Cornell	78 63

LAST 12 Division I GAMES:

194	H	Army West Point	62 69	150	A	Boston U.	56 75
101	A	Navy	44 73	251	A	Mt. St. Mary's	63 71
108	A	Delaware	38 71	140	A	William & Mary	49 70
24	A	Maryland	45 114	216	A	Norfolk St.	61 58
289	H	Towson	67 76	21	A	Marquette	63 83
303	A	St. Francis Brooklyn	47 64	144	H	Georgetown	54 72

Non-Div I Games:

Loyola Maryl and

Average RPI Win:	275	WON-LOST	WINNING	LAST 10	STRENGTH OF	OPP. STRENGTH	TEAM	ADJ.	CONF.	ADJ CONF.
Average RPI Loss:	146	RECORD	PCT. RANK	GAMES	SCHEDULE	OF SCHEDULE	RPI	RPI	RPI	RPI
DIV. I ONLY	2- 11	306	2- 8	97	286	261	261	27	27	
DIV. I NON-CONF.	0- 10	337	0- 8	13	295	260	260	26	26	

TOTALS	RPI 1-25	RPI 26-50	W-L RECORDS	RPI 51-100	RPI 101-150	RPI 150+				
2- 11	0- 0	0- 1	OVERALL	0- 3	0- 2	2- 5				
1- 4	0- 0	0- 0	HOME	0- 1	0- 0	1- 3				
1- 7	0- 0	0- 0	AWAY	0- 0	0- 0	1- 0				
0- 0	0- 0	0- 0	NEUTRAL	0- 0	0- 0	0- 0				
0- 10	0- 0	0- 1	NON-CONFERENCE	0- 3	0- 2	0- 4				
0- 3	0- 0	0- 0	HOME	0- 1	0- 0	0- 2				
0- 7	0- 0	0- 1	AWAY	0- 2	0- 2	0- 2				
0- 0	0- 0	0- 0	NEUTRAL	0- 0	0- 0	0- 0				
2- 1	0- 0	0- 0	CONFERENCE	0- 0	0- 0	2- 1				
1- 1	0- 0	0- 0	HOME	0- 0	0- 0	1- 1				
1- 0	0- 0	0- 0	AWAY	0- 0	0- 0	1- 0				
0- 0	0- 0	0- 0	NEUTRAL	0- 0	0- 0	0- 0				

RPI S Opponent	RPI S Opponent	RPI S Opponent	RPI S Opponent	Team's RPI: 261
RPI 1-25	RPI 26-50	RPI 51-100	RPI 101+	Score
28 A Houston	67 98	51 A Utah 31 90	125 A Rice 43 60	
		53 A Oklahoma St. 35 86	143 A UT Arlington 48 61	
		100 H South Dakota 51 81	153 H Texas St. 33 74	
			172 A Weber St. 55 79	
			221 A Texas Tech 54 80	
			249 H Nicholls St. 64 62	
			279 H Massachusetts 45 64	
			283 H McNeese 57 66	
			300 A Sam Houston St. 56 49	
LAST 12 Division I GAMES:				
249 H Nicholls St. 64 62	300 A Sam Houston St. 56 49	279 H Massachusetts 45 64		
283 H McNeese 57 66	172 A Weber St. 55 79	51 A Utah 31 90		
221 A Texas Tech 54 80	153 H Texas St. 33 74	143 A UT Arlington 48 61		
28 A Houston 67 98				
125 A Rice 43 60				
100 H South Dakota 51 81				

Non-Div I Games: Mary Hardin-Baylor 76 58

Incarnate Word

Average RPI		Win: 268	WON-LOST RECORD	WINNING PCT. RANK	LAST 10 GAMES	STRENGTH OF SCHEDULE	OPP. STRENGTH OF SCHEDULE	TEAM RPI	ADJ. RPI	CONF. RPI	ADJ. CONF. RPI
Loss: 180											
DIV. I ONLY			5- 8	232	5- 4	272	309	262	262	31	31
DIV. I NON-CONF.			4- 8	239	4- 5	267	311	273	273	31	31
TOTALS		RPI 1-25		RPI 26-50		W-L RECORDS	RPI 51-100	RPI 101-150		RPI 150+	
5- 8	0- 0			0- 1		OVERALL	0- 0	0- 3		5- 4	
3- 3	0- 0			0- 1		HOME	0- 0	0- 1		3- 1	
2- 5	0- 0			0- 0		AWAY	0- 0	0- 2		2- 3	
0- 0	0- 0			0- 0		NEUTRAL	0- 0	0- 0		0- 0	
4- 8	0- 0			0- 1		NON-CONFERENCE	0- 0	0- 3		4- 4	
2- 3	0- 0			0- 1		HOME	0- 0	0- 1		2- 1	
2- 5	0- 0			0- 0		AWAY	0- 0	0- 2		2- 3	
0- 0	0- 0			0- 0		NEUTRAL	0- 0	0- 0		0- 0	
1- 0	0- 0			0- 0		CONFERENCE	0- 0	0- 0		1- 0	
1- 0	0- 0			0- 0		HOME	0- 0	0- 0		1- 0	
0- 0	0- 0			0- 0		AWAY	0- 0	0- 0		0- 0	
0- 0	0- 0			0- 0		NEUTRAL	0- 0	0- 0		0- 0	

RPI 1-25				RPI 26-50				RPI 51-100				RPI 101+				Team's RPI: 262	
RPI	S	Opponent	Score	RPI	S	Opponent	Score	RPI	S	Opponent	Score	RPI	S	Opponent	Score		
				29	H	Duke	61 74					125	H	Rice	59 69		
												126	A	Washington	65 79		
												132	A	UNLV	47 76		
												213	A	Fla. Atlantic	77 73		
												217	A	Cal Poly	69 75		
												222	H	Seattle U	74 63		
												225	A	Bethune-Cookman	60 69		
												256	A	Valparaiso	75 80		
												259	H	Santa Clara	39 38		
												318	A	Northern Ariz.	72 54		
												326	H	Southern Utah	59 54		
												332	H	Long Beach St.	63 65		
															63 65		
LAST 12 Division I GAMES:																	
				259	H	Santa Clara	39 38	222	H	Seattle U	74 63						
				326	H	Southern Utah	59 54	213	A	Fla. Atlantic	77 73						
				318	A	Northern Ariz.	72 54	256	A	Valparaiso	75 80						
				126	A	Washington	65 79	132	A	UNLV	47 76						
				332	H	Long Beach St.	63 65	217	A	Cal Poly	69 75						
				225	A	Bethune-Cookman	60 69	29	H	Duke	61 74						

Non-Div I Games:	Ari zona Chri sti an	75	51	Benedi cti ne Mesa	67	53
------------------	----------------------	----	----	--------------------	----	----

Grand Canyon

■ Loss, ■ Non-Conf, S Site, H Home A Away N Neutral

Average RPI	Win: 318	WON-LOST RECORD	WINNING PCT. RANK	LAST 10 GAMES	STRENGTH OF SCHEDULE	OPP. STRENGTH OF SCHEDULE	TEAM RPI	ADJ. RPI	CONF. RPI	ADJ CONF. RPI
Average RPI	Loss: 178									
DIV. I ONLY	6- 8	211	4- 6	313	344	263	263	32	32	
DIV. I NON-CONF.	5- 6	187	4- 5	302	330	247	247	32	32	

TOTALS	RPI 1-25	RPI 26-50	W-L RECORDS	RPI 51-100	RPI 101-150	RPI 150+				
6- 8	0- 0	0- 0	OVERALL	0- 2	0- 1	6- 5				
3- 1	0- 0	0- 0	HOME	0- 0	0- 0	3- 1				
3- 6	0- 0	0- 0	AWAY	0- 0	0- 0	3- 4				
0- 1	0- 0	0- 0	NEUTRAL	0- 1	0- 0	0- 0				
5- 6	0- 0	0- 0	NON-CONFERENCE	0- 2	0- 1	5- 3				
2- 1	0- 0	0- 0	HOME	0- 0	0- 0	2- 1				
3- 4	0- 0	0- 0	AWAY	0- 1	0- 1	3- 2				
0- 1	0- 0	0- 0	NEUTRAL	0- 1	0- 0	0- 0				
1- 2	0- 0	0- 0	CONFERENCE	0- 0	0- 0	1- 2				
1- 0	0- 0	0- 0	HOME	0- 0	0- 0	1- 0				
0- 2	0- 0	0- 0	AWAY	0- 0	0- 0	0- 2				
0- 0	0- 0	0- 0	NEUTRAL	0- 0	0- 0	0- 0				

RPI 1-25				RPI 26-50				RPI 51-100				RPI 101+ Team's RPI: 263			
RPI	S	Opponent	Score	RPI	S	Opponent	Score	RPI	S	Opponent	Score	RPI	S	Opponent	Score
								81	A	Al abama	32 90	107	A	UAB	58 85
								85	N	Hartford	47 56	155	A	Jacksonville St.	33 49
												211	H	Austin Peay	52 55
												247	A	Grambl ing	49 78
												254	A	Li pscomb	50 66
												278	H	Ark. -Pi ne Bluff	52 49
												286	A	Jackson St.	43 59
												299	A	Southeastern La.	76 74
												312	A	FIU	58 51
												334	A	Tennessee St.	77 75
												335	H	Murray St.	71 54
												347	H	Evansville	70 56
LAST 12 Division I GAMES:															
286	A	Jackson St.	43 59	278	H	Ark. -Pi ne Bluff	52 49								
247	A	Grambl ing	49 78	335	H	Murray St.	71 54								
254	A	Li pscomb	50 66	85	N	Hartford	47 56								
299	A	Southeastern La.	76 74	312	A	FIU	58 51								
107	A	UAB	58 85	211	H	Austin Peay	52 55								
155	A	Jacksonville St.	33 49	334	A	Tennessee St.	77 75								

Non-Div I Games:

Alabama A&M

Average RPI Win:	254	WON-LOST	WINNING	LAST 10	STRENGTH OF	OPP. STRENGTH	TEAM	ADJ.	CONF.	ADJ CONF.
Average RPI Loss:	156	RECORD	PCT. RANK	GAMES	SCHEDULE	OF SCHEDULE	RPI	RPI	RPI	RPI
DIV. I ONLY	5- 8	232	4- 5	267	243	264	264	31	31	
DIV. I NON-CONF.	4- 8	239	4- 6	203	260	254	254	31	31	

TOTALS	RPI 1-25	RPI 26-50	W-L RECORDS	RPI 51-100	RPI 101-150	RPI 150+				
5- 8	0- 0	0- 2	OVERALL	0- 2	1- 0	4- 4				
3- 3	0- 0	0- 1	HOME	0- 1	1- 0	2- 1				
2- 2	0- 0	0- 1	AWAY	0- 0	0- 0	2- 1				
0- 3	0- 0	0- 0	NEUTRAL	0- 1	0- 0	0- 2				
4- 8	0- 0	0- 2	NON-CONFERENCE	0- 2	1- 0	3- 4				
2- 3	0- 0	0- 1	HOME	0- 1	1- 0	1- 1				
2- 2	0- 0	0- 1	AWAY	0- 0	0- 0	2- 1				
0- 3	0- 0	0- 0	NEUTRAL	0- 1	0- 0	0- 2				
1- 0	0- 0	0- 0	CONFERENCE	0- 0	0- 0	1- 0				
1- 0	0- 0	0- 0	HOME	0- 0	0- 0	1- 0				
0- 0	0- 0	0- 0	AWAY	0- 0	0- 0	0- 0				
0- 0	0- 0	0- 0	NEUTRAL	0- 0	0- 0	0- 0				

RPI 1-25				RPI 26-50				RPI 51-100				RPI 101+				Team's RPI: 264
RPI	S	Opponent	Score	RPI	S	Opponent	Score	RPI	S	Opponent	Score	RPI	S	Opponent	Score	
				47	A	New Mexico	75 86	64	N	Arkansas	60 69	136	H	UTEP	76 68	
				47	H	New Mexico	93 101	68	H	Western Mi ch.	55 64	190	N	Northeastern	64 65	
												198	A	Pepperdi ne	86 64	
												230	H	UC Santa Barbara	47 77	
												271	H	A&M-Corpus Christi	70 61	
												294	N	Texas Southern	50 66	
												308	A	Arizona	44 83	
												332	A	Long Beach St.	72 63	
												333	H	Chi cago St.	74 59	

LAST 12 Division I GAMES:																
				230	H	UC Santa Barbara	47 77	333	H	Chi cago St.	74 59					
				332	A	Long Beach St.	72 63	47	H	New Mexico	93 101					
				190	N	Northeastern	64 65	64	N	Arkansas	60 69					
				198	A	Pepperdi ne	86 64	294	N	Texas Southern	50 66					
				308	A	Arizona	44 83	271	H	A&M-Corpus Christi	70 61					
				136	H	UTEP	76 68	47	A	New Mexico	75 86					

Non-Div I Games: Tex. Permian Basin 85 58 Western N.M. 89 60

New Mexico St.

■ Loss,
 ■ Non-Conf,
 ■ S Site,
 ■ H Home
 ■ A Away
 N Neutral

Average RPI Win:	295	WON-LOST	WINNING	LAST 10	STRENGTH OF	OPP. STRENGTH	TEAM	ADJ.	CONF.	ADJ CONF.
Average RPI Loss:	162	RECORD	PCT. RANK	GAMES	SCHEDULE	OF SCHEDULE	RPI	RPI	RPI	RPI
DIV. I ONLY	5- 8	232	4- 6	244	302	265	265	10	10	
DIV. I NON-CONF.	5- 4	146	4- 3	316	296	223	223	11	11	
<hr/>										
TOTALS	RPI 1-25	RPI 26-50	W-L RECORDS	RPI 51-100	RPI 101-150	RPI 150+				
5- 8	0- 0	0- 0	OVERALL	0- 2	0- 2	5- 4				
4- 3	0- 0	0- 0	HOME	0- 0	0- 1	4- 2				
1- 5	0- 0	0- 0	AWAY	0- 2	0- 1	1- 2				
0- 0	0- 0	0- 0	NEUTRAL	0- 0	0- 0	0- 0				
5- 4	0- 0	0- 0	NON-CONFERENCE	0- 1	0- 1	5- 2				
4- 0	0- 0	0- 0	HOME	0- 0	0- 0	4- 0				
1- 4	0- 0	0- 0	AWAY	0- 1	0- 1	1- 2				
0- 0	0- 0	0- 0	NEUTRAL	0- 0	0- 0	0- 0				
0- 4	0- 0	0- 0	CONFERENCE	0- 1	0- 1	0- 2				
0- 3	0- 0	0- 0	HOME	0- 0	0- 1	0- 2				
0- 1	0- 0	0- 0	AWAY	0- 1	0- 0	0- 0				
0- 0	0- 0	0- 0	NEUTRAL	0- 0	0- 0	0- 0				

RPI 1-25				RPI 26-50				RPI 51-100				RPI 101+ Team's RPI: 265			
RPI	S	Opponent	Score	RPI	S	Opponent	Score	RPI	S	Opponent	Score	RPI	S	Opponent	Score
								73	A	Elon	67 75	135	A	Furman	71 76
								97	A	North Carolina	60 86	140	H	William & Mary	53 66
												177	A	Pittsburgh	55 74
												190	H	Northeastern	47 54
												207	H	Hofstra	61 69
												252	H	East Carolina	66 62
												275	A	Wofford	65 60
												280	A	Coastal Caro.	41 57
												287	H	Georgia St.	74 62
												323	H	VCU	83 67
												337	H	N. C. Central	89 63
<hr/>															
LAST 12 Division I GAMES:															
190	H	Northeastern	47 54	207	H	Hofstra	61 69								
140	H	William & Mary	53 66	337	H	N. C. Central	89 63								
73	A	Elon	67 75	323	H	VCU	83 67								
287	H	Georgia St.	74 62	135	A	Furman	71 76								
275	A	Wofford	65 60	97	A	North Carolina	60 86								
177	A	Pittsburgh	55 74	280	A	Coastal Caro.	41 57								

Non-Div I Games: Catawba 74 59 UNC Pembroke 73 64

UNCW

Average RPI Win:	321	WON-LOST	WINNING	LAST 10	STRENGTH OF	OPP. STRENGTH	TEAM	ADJ.	CONF.	ADJ CONF.
Average RPI Loss:	132	RECORD	PCT. RANK	GAMES	SCHEDULE	OF SCHEDULE	RPI	RPI	RPI	RPI
DIV. I ONLY	4- 9	264	1- 8	209	315	266	266	14	14	
DIV. I NON-CONF.	4- 7	226	2- 7	269	337	275	275	14	14	

TOTALS	RPI 1-25	RPI 26-50	W-L RECORDS	RPI 51-100	RPI 101-150	RPI 150+				
4- 9	0- 0	0- 1	OVERALL	0- 4	0- 1	4- 3				
2- 3	0- 0	0- 0	HOME	0- 1	0- 0	2- 2				
1- 5	0- 0	0- 1	AWAY	0- 2	0- 1	1- 1				
1- 1	0- 0	0- 0	NEUTRAL	0- 1	0- 0	1- 0				
4- 7	0- 0	0- 0	NON-CONFERENCE	0- 3	0- 1	4- 3				
2- 2	0- 0	0- 0	HOME	0- 0	0- 0	2- 2				
1- 4	0- 0	0- 0	AWAY	0- 2	0- 1	1- 1				
1- 1	0- 0	0- 0	NEUTRAL	0- 1	0- 0	1- 0				
0- 2	0- 0	0- 1	CONFERENCE	0- 1	0- 0	0- 0				
0- 1	0- 0	0- 0	HOME	0- 1	0- 0	0- 0				
0- 1	0- 0	0- 1	AWAY	0- 0	0- 0	0- 0				
0- 0	0- 0	0- 0	NEUTRAL	0- 0	0- 0	0- 0				

RPI 1-25				RPI 26-50				RPI 51-100				RPI 101+				Team's RPI: 266	
RPI	S	Opponent	Score	RPI	S	Opponent	Score	RPI	S	Opponent	Score	RPI	S	Opponent	Score		
				46	A	South Dakota St.	63 83										
								82	N	Central Ark.	45 68	101	A	Navy	54 67		
								87	A	Colorado	59 108	185	A	North Dakota	68 79		
								91	A	Milwaukee	38 74	217	H	Cal Poly	69 73		
								100	H	South Dakota	67 82	277	H	UTRGV	79 82		
												279	H	Massachusetts	82 70		
												312	A	FIU	71 68		
												345	N	UMBC	67 53		
												346	H	NJIT	105 58		
LAST 12 Division I GAMES:																	
				100	H	South Dakota	67 82	46	A	South Dakota St.	63 83						
				82	N	Central Ark.	45 68	91	A	Milwaukee	38 74						
				312	A	FIU	71 68	87	A	Colorado	59 108						
				217	H	Cal Poly	69 73	345	N	UMBC	67 53						
				185	A	North Dakota	68 79	101	A	Navy	54 67						
				277	H	UTRGV	79 82	279	H	Massachusetts	82 70						

Non-Div I Games: Valley City St. 67 58 Mayville St. 87 43 Dakota St. 97 42

North Dakota St.

Average RPI Win: 235
Average RPI Loss: 190

WON-LOST
RECORD

WINNING
PCT. RANK

LAST 10
GAMES

STRENGTH OF
SCHEDULE

OPP. STRENGTH
OF SCHEDULE

TEAM
RPI

ADJ.
RPI

CONF.
RPI

ADJ CONF.
RPI

DIV. I ONLY	6- 7	198	3- 6	270	287	267	267	17	17
DIV. I NON-CONF.	5- 5	170	3- 5	273	303	259	259	18	18
TOTALS	RPI 1-25	RPI 26-50	W-L RECORDS	RPI 51-100	RPI 101-150	RPI 150+			
6- 7	0- 0	0- 1	OVERALL	1- 0	0- 2	5- 4			
5- 3	0- 0	0- 0	HOME	1- 0	0- 1	4- 2			
1- 2	0- 0	0- 0	AWAY	0- 0	0- 0	1- 2			
0- 2	0- 0	0- 1	NEUTRAL	0- 0	0- 1	0- 0			
5- 5	0- 0	0- 1	NON-CONFERENCE	0- 0	0- 1	5- 3			
4- 2	0- 0	0- 0	HOME	0- 0	0- 0	4- 2			
1- 1	0- 0	0- 0	AWAY	0- 0	0- 0	1- 1			
0- 2	0- 0	0- 1	NEUTRAL	0- 0	0- 1	0- 0			
1- 2	0- 0	0- 0	CONFERENCE	1- 0	0- 1	0- 1			
1- 1	0- 0	0- 0	HOME	1- 0	0- 1	0- 0			
0- 1	0- 0	0- 0	AWAY	0- 0	0- 0	0- 1			
0- 0	0- 0	0- 0	NEUTRAL	0- 0	0- 0	0- 0			

RPI 1-25	RPI 26-50	RPI 51-100	RPI 101+	Team's RPI: 267
RPI S Opponent Score	RPI S Opponent Score	RPI S Opponent Score	RPI S Opponent Score	
	43 N Central Mich. 76 85	96 H Wyoming 68 62	109 N Tulane 46 80	
			145 H Colorado St. 63 65	
			201 H San Diego 77 76	
			208 H CSUN 58 55	
			223 H UC Irvine 65 67	
			230 A UC Santa Barbara 64 77	
			259 H Santa Clara 34 48	
			290 H Presbyterian 77 50	
			304 H Cal St. Fullerton 59 58	
			308 A Arizona 78 67	
			321 A Utah St. 58 62	
LAST 12 Division I GAMES:				
	321 A Utah St. 58 62	145 H Colorado St. 63 65		
	96 H Wyoming 68 62	201 H San Diego 77 76		
	230 A UC Santa Barbara 64 77	109 N Tulane 46 80		
	259 H Santa Clara 34 48	43 N Central Mich. 76 85		
	223 H UC Irvine 65 67	304 H Cal St. Fullerton 59 58		
	308 A Arizona 78 67	208 H CSUN 58 55		

Non-Div I Games: Hope Int'l 92 68

San Diego St.

Average RPI Win:	257	WON-LOST	WINNING	LAST 10	STRENGTH OF	OPP. STRENGTH	TEAM	ADJ.	CONF.	ADJ CONF.
Average RPI Loss:	145	RECORD	PCT. RANK	GAMES	SCHEDULE	OF SCHEDULE	RPI	RPI	RPI	RPI
DIV. I ONLY	3- 11	293	2- 8	116	272	268	268	25	25	
DIV. I NON-CONF.	2- 9	295	1- 8	52	220	246	246	25	25	

TOTALS	RPI 1-25	RPI 26-50	W-L RECORDS	RPI 51-100	RPI 101-150	RPI 150+				
3- 11	0- 0	0- 0	OVERALL	0- 3	0- 3	3- 5				
2- 4	0- 0	0- 0	HOME	0- 3	0- 0	2- 1				
0- 7	0- 0	0- 0	AWAY	0- 0	0- 3	0- 4				
1- 0	0- 0	0- 0	NEUTRAL	0- 0	0- 0	1- 0				
2- 9	0- 0	0- 0	NON-CONFERENCE	0- 3	0- 3	2- 3				
1- 4	0- 0	0- 0	HOME	0- 3	0- 0	1- 1				
0- 5	0- 0	0- 0	AWAY	0- 0	0- 3	0- 2				
1- 0	0- 0	0- 0	NEUTRAL	0- 0	0- 0	1- 0				
1- 2	0- 0	0- 0	CONFERENCE	0- 0	0- 0	1- 2				
1- 0	0- 0	0- 0	HOME	0- 0	0- 0	1- 0				
0- 2	0- 0	0- 0	AWAY	0- 0	0- 0	0- 2				
0- 0	0- 0	0- 0	NEUTRAL	0- 0	0- 0	0- 0				

RPI	S	Opponent	Score	RPI	S	Opponent	Score	RPI	S	Opponent	Score	RPI	S	Opponent	Score
52	H	Virginia Tech	34 84	54	H	Albany (NY)	44 68	90	H	George Washington	45 59	101	A	Navy	49 73
												119	A	Jacksonville	65 74
												122	A	Clemson	54 57
												159	A	Robert Morris	38 56
												192	A	Marist	46 69
												200	N	North Florida	67 57
												202	H	Lehigh	57 75
												228	H	Sacred Heart	69 64
												245	A	Fairfield	55 61
												255	A	Fairleigh Dickinson	61 78
												342	H	Saint Peter's	51 44

LAST 12 Division I GAMES:															
245	A	Fairfield	55 61	342	H	Saint Peter's	51 44	101	A	Navy	49 73	200	N	North Florida	67 57
192	A	Marist	46 69	119	A	Jacksonville	65 74	122	A	Clemson	54 57	159	A	Robert Morris	38 56
90	H	George Washington	45 59	54	H	Albany (NY)	44 68								
52	H	Virginia Tech	34 84												

Non-Div I Games:

Monmouth

Average RPI Win:	303	WON-LOST	WINNING	LAST 10	STRENGTH OF	OPP. STRENGTH	TEAM	ADJ.	CONF.	ADJ CONF.
Average RPI Loss:	182	RECORD	PCT. RANK	GAMES	SCHEDULE	OF SCHEDULE	RPI	RPI	RPI	RPI
DIV. I ONLY	6- 5	139	5- 4	343	289	269	269	29	29	
DIV. I NON-CONF.	5- 4	146	5- 3	317	287	235	235	29	29	

TOTALS	RPI 1-25	RPI 26-50	W-L RECORDS	RPI 51-100	RPI 101-150	RPI 150+				
6- 5	0- 0	0- 0	OVERALL	0- 2	0- 0	6- 3				
2- 3	0- 0	0- 0	HOME	0- 1	0- 0	2- 2				
4- 2	0- 0	0- 0	AWAY	0- 0	0- 0	4- 1				
0- 0	0- 0	0- 0	NEUTRAL	0- 0	0- 0	0- 0				
5- 4	0- 0	0- 0	NON-CONFERENCE	0- 2	0- 0	5- 2				
2- 2	0- 0	0- 0	HOME	0- 1	0- 0	2- 1				
3- 2	0- 0	0- 0	AWAY	0- 1	0- 0	3- 1				
0- 0	0- 0	0- 0	NEUTRAL	0- 0	0- 0	0- 0				
1- 1	0- 0	0- 0	CONFERENCE	0- 0	0- 0	1- 1				
0- 1	0- 0	0- 0	HOME	0- 0	0- 0	0- 1				
1- 0	0- 0	0- 0	AWAY	0- 0	0- 0	1- 0				
0- 0	0- 0	0- 0	NEUTRAL	0- 0	0- 0	0- 0				

RPI 1-25				RPI 26-50				RPI 51-100				RPI 101+ Team's RPI: 269			
RPI	S	Opponent	Score	RPI	S	Opponent	Score	RPI	S	Opponent	Score	RPI	S	Opponent	Score
								70	H	Mercer	57 58	216	H	Norfolk St.	27 53
								93	A	Kansas	48 66	218	A	Col. of Charleston	53 45
												244	A	Howard	61 63
												274	A	UNCG	72 61
												288	H	UNC Asheville	52 60
												311	H	USC Upstate	69 49
												331	H	Western Caro.	58 51
												337	A	N. C. Central	58 51
												344	A	Winthrop	72 48

LAST 12 Division I GAMES:															
				288	H	UNC Asheville	52 60	344	A	Winthrop	72 48				
				244	A	Howard	61 63	274	A	UNCG	72 61				
				337	A	N. C. Central	58 51	218	A	Col. of Charleston	53 45				
				216	H	Norfolk St.	27 53	311	H	USC Upstate	69 49				
				331	H	Western Caro.	58 51	93	A	Kansas	48 66				
				70	H	Mercer	57 58								

Non-Div I Games: Columbia Int'l 78 39 William Peace 94 42

Campbell

U
T
S
A

U
T
S
A

UTSA

Average RPI Win:	297	WON-LOST	WINNING	LAST 10	STRENGTH OF	OPP. STRENGTH	TEAM	ADJ.	CONF.	ADJ CONF.
Average RPI Loss:	169	RECORD	PCT. RANK	GAMES	SCHEDULE	OF SCHEDULE	RPI	RPI	RPI	RPI

DIV. I ONLY	4- 6	222	4- 4	283	343	271	271	27	27
DIV. I NON-CONF.	3- 4	209	3- 4	230	349	249	249	26	26
TOTALS	RPI 1-25	RPI 26-50	W-L RECORDS	RPI 51-100	RPI 101-150	RPI 150+			
4- 6	0- 0	0- 0	OVERALL	0- 1	0- 3	4- 2			
1- 3	0- 0	0- 0	HOME	0- 1	0- 2	1- 0			
1- 3	0- 0	0- 0	AWAY	0- 0	0- 0	1- 0			
2- 0	0- 0	0- 0	NEUTRAL	0- 0	0- 0	2- 0			
3- 4	0- 0	0- 0	NON-CONFERENCE	0- 0	0- 2	3- 2			
1- 1	0- 0	0- 0	HOME	0- 0	0- 1	1- 0			
0- 3	0- 0	0- 0	AWAY	0- 0	0- 1	0- 2			
2- 0	0- 0	0- 0	NEUTRAL	0- 0	0- 0	2- 0			
1- 2	0- 0	0- 0	CONFERENCE	0- 1	0- 1	1- 0			
0- 2	0- 0	0- 0	HOME	0- 1	0- 1	0- 0			
1- 0	0- 0	0- 0	AWAY	0- 0	0- 0	1- 0			
0- 0	0- 0	0- 0	NEUTRAL	0- 0	0- 0	0- 0			

RPI 1-25	RPI 26-50	RPI 51-100	RPI 101+	Team's RPI: 271
RPI S Opponent Score	RPI S Opponent Score	RPI S Opponent Score	RPI S Opponent Score	
		82 H Central Ark. 50 58	125 H Rice 56 67	
			128 H Lamar University 31 70	
			136 A UTEP 49 69	
			264 A New Mexico St. 61 70	
			277 A UTRGV 53 56	
			277 H UTRGV 71 41	
			282 N Prairie View 72 62	
			310 A Northwestern St. 62 56	
			319 N Florida A&M 58 55	
LAST 12 Division I GAMES:				
	82 H Central Ark. 50 58	310 A Northwestern St. 62 56		
	125 H Rice 56 67	128 H Lamar University 31 70		
	277 H UTRGV 71 41	136 A UTEP 49 69		
	319 N Florida A&M 58 55	277 A UTRGV 53 56		
	282 N Prairie View 72 62			
	264 A New Mexico St. 61 70			

Non-Div I Games: Tex. A&M Int'l 53 34 St. Thomas Houston 72 42 McMurry 62 43 Texas Lutheran 87 56 A&M-Corpus Christi

Average RPI	Win:	289	WON-LOST	WINNING	LAST 10	STRENGTH OF	OPP. STRENGTH	TEAM	ADJ.	CONF.	ADJ CONF.
Average RPI	Loss:	113	RECORD	PCT. RANK	GAMES	SCHEDULE	OF SCHEDULE	RPI	RPI	RPI	RPI
DIV. I ONLY		3- 12		297	3- 7	201	81	272	272	23	23
DIV. I NON-CONF.		2- 9		295	2- 6	190	74	268	268	21	21

TOTALS	RPI 1-25		RPI 26-50		W-L RECORDS	RPI 51-100		RPI 101-150		RPI 150+	
3- 12	0- 2		0- 1		OVERALL	0- 4		0- 2		3- 3	
2- 4	0- 1		0- 0		HOME	0- 1		0- 1		2- 1	
1- 8	0- 1		0- 1		AWAY	0- 3		0- 1		1- 2	
0- 0	0- 0		0- 0		NEUTRAL	0- 0		0- 0		0- 0	
2- 9	0- 2		0- 1		NON-CONFERENCE	0- 4		0- 0		2- 2	
1- 3	0- 1		0- 0		HOME	0- 1		0- 0		1- 1	
1- 6	0- 1		0- 1		AWAY	0- 3		0- 0		1- 1	
0- 0	0- 0		0- 0		NEUTRAL	0- 0		0- 0		0- 0	
1- 3	0- 0		0- 0		CONFERENCE	0- 0		0- 2		1- 1	
1- 1	0- 0		0- 0		HOME	0- 0		0- 1		1- 0	
0- 2	0- 0		0- 0		AWAY	0- 0		0- 1		0- 1	
0- 0	0- 0		0- 0		NEUTRAL	0- 0		0- 0		0- 0	

RPI 1-25				RPI 26-50				RPI 51-100				RPI 101+ Team's RPI: 272			
RPI	S	Opponent	Score	RPI	S	Opponent	Score	RPI	S	Opponent	Score	RPI	S	Opponent	Score
10	H	Green Bay	39 76	33	A	DePaul	47 88	55	A	Butler	52 64	110	H	Bradley	57 59
21	A	Marquette	30 92					68	H	Western Mi ch.	47 65	118	A	Drake	46 72
								91	A	Milwaukee	41 63	160	A	UNI	41 70
								92	A	Northern Ill.	71 80	237	H	Illinois St.	62 59
												281	H	Youngstown St.	49 73
												297	H	Ill. -Chicago	57 55
												314	A	Fort Wayne	70 79
												333	A	Chicago St.	46 28

LAST 12 Division I GAMES:															
297	H	Ill. -Chicago	57 55	237	H	Illinois St.	62 59	110	H	Bradley	57 59				
55	A	Butler	52 64	118	A	Drake	46 72	160	A	UNI	41 70				
10	H	Green Bay	39 76	21	A	Marquette	30 92	91	A	Milwaukee	41 63				
92	A	Northern Ill.	71 80												
33	A	DePaul	47 88												
333	A	Chicago St.	46 28												

Non-Div I Games:

Loyol a Chi cago

Average RPI Win: 167

Average RPI Loss: 170

WON-LOST
RECORDWINNING
PCT. RANKLAST 10
GAMESSTRENGTH OF
SCHEDULEOPP. STRENGTH
OF SCHEDULETEAM
RPIADJ.
RPICONF.
RPIADJ CONF.
RPIDIV. I ONLY
DIV. I NON-CONF.3- 11
1- 9293
3183- 7
1- 6208
238205
261273
317273
31711
1011
10

TOTALS

RPI 1-25

RPI 26-50

W-L RECORDS

RPI 51-100

RPI 101-150

RPI 150+

3- 11

1- 0

0- 0

OVERALL

0- 2

0- 3

2- 6

1- 5

1- 0

0- 0

HOME

0- 2

0- 1

0- 2

2- 5

0- 0

0- 0

AWAY

0- 0

0- 1

2- 4

0- 1

0- 0

0- 0

NEUTRAL

0- 0

0- 1

0- 0

1- 9

0- 0

0- 0

NON-CONFERENCE

0- 1

0- 3

1- 5

0- 4

0- 0

0- 0

HOME

0- 1

0- 1

0- 2

1- 4

0- 0

0- 0

AWAY

0- 0

0- 1

1- 3

0- 1

0- 0

0- 0

NEUTRAL

0- 0

0- 1

0- 0

2- 2

1- 0

0- 0

CONFERENCE

0- 1

0- 0

1- 1

1- 1

1- 0

0- 0

HOME

0- 1

0- 0

0- 0

1- 1

0- 0

0- 0

AWAY

0- 0

0- 0

1- 1

0- 0

0- 0

0- 0

NEUTRAL

0- 0

0- 0

0- 0

RPI 1-25

RPI 26-50

RPI 51-100

RPI 101+

Team's RPI: 273

RPI S Opponent Score
10 H Green Bay 62 54

RPI S Opponent Score

RPI S Opponent Score
75 H Indiana 56 67
91 H Milwaukee 49 52RPI S Opponent Score
119 N Jacksonville 49 61
129 A Stetson 56 67
137 H Kent St. 54 59
159 H Robert Morris 50 59
173 A Oakland 53 79
182 A ETSU 57 45
200 A North Florida 50 58
211 H Austin Peay 52 53
237 A Illinois St. 37 49
309 A Detroit Mercy 78 67
335 A Murray St. 87 98

LAST 12 Division I GAMES:

182 A ETSU	57	45	173 A Oakland	53	79
119 N Jacksonville	49	61	309 A Detroit Mercy	78	67
200 A North Florida	50	58	10 H Green Bay	62	54
75 H Indiana	56	67	91 H Milwaukee	49	52
211 H Austin Peay	52	53	159 H Robert Morris	50	59
129 A Stetson	56	67	335 A Murray St.	87	98

Northern Ky.

Northern Ky.

Non-Div I Games: Oakland City 103 25

Northern Ky.

Loss, Non-Conf, S Site, H Home A Away N Neutral

Average RPI Win:	298	WON-LOST	WINNING	LAST 10	STRENGTH OF	OPP. STRENGTH	TEAM	ADJ.	CONF.	ADJ CONF.
Average RPI Loss:	177	RECORD	PCT. RANK	GAMES	SCHEDULE	OF SCHEDULE	RPI	RPI	RPI	RPI
DIV. I ONLY	3- 10	290	1- 7	224	318	274	274	16	16	
DIV. I NON-CONF.	3- 8	267	1- 7	255	329	283	283	16	16	

TOTALS	RPI 1-25	RPI 26-50	W-L RECORDS	RPI 51-100	RPI 101-150	RPI 150+				
3- 10	0- 0	0- 2	OVERALL	0- 1	0- 1	3- 6				
1- 3	0- 0	0- 0	HOME	0- 0	0- 1	1- 2				
2- 7	0- 0	0- 2	AWAY	0- 1	0- 0	2- 4				
0- 0	0- 0	0- 0	NEUTRAL	0- 0	0- 0	0- 0				
3- 8	0- 0	0- 2	NON-CONFERENCE	0- 0	0- 1	3- 5				
1- 3	0- 0	0- 0	HOME	0- 0	0- 1	1- 2				
2- 5	0- 0	0- 2	AWAY	0- 0	0- 0	2- 3				
0- 0	0- 0	0- 0	NEUTRAL	0- 0	0- 0	0- 0				
0- 2	0- 0	0- 0	CONFERENCE	0- 1	0- 0	0- 1				
0- 0	0- 0	0- 0	HOME	0- 0	0- 0	0- 0				
0- 2	0- 0	0- 0	AWAY	0- 1	0- 0	0- 1				
0- 0	0- 0	0- 0	NEUTRAL	0- 0	0- 0	0- 0				

RPI	S	Opponent	Score	RPI	S	Opponent	Score	RPI	S	Opponent	Score	RPI	S	Opponent	Score	Team's RPI: 274
29	A	Duke	54 85	50	A	Virginia	50 68	83	A	Chattanooga	42 49	112	H	High Point	72 81	
												182	A	ETSU	52 60	
												199	A	Radford	53 56	
												216	A	Norfolk St.	63 64	
												269	H	Campbell	61 72	
												280	A	Coastal Caro.	60 54	
												290	A	Presbyterian	64 57	
												295	A	Eastern Ky.	59 70	
												323	H	VCU	74 61	
												335	H	Murray St.	52 63	

LAST 12 Division I GAMES:																
216	A	Norfolk St.	63 64	182	A	ETSU	52 60	83	A	Chattanooga	42 49	112	H	High Point	72 81	
335	H	Murray St.	52 63	290	A	Presbyterian	64 57	323	H	VCU	74 61	295	A	Eastern Ky.	59 70	
29	A	Duke	54 85	50	A	Virginia	50 68	53	A	Radford	53 56	61	H	Campbell	61 72	

Non-Div I Games: Greensboro 82 34 Tusculum 69 71 Lees-McRae 78 62 Southern Wesleyan 96 35
UNCG

Loss, Non-Conf, S Site, H Home A Away N Neutral

Average RPI Win: **264**
 Average RPI Loss: **167**

WON-LOST
RECORD

WINNING
PCT. RANK

LAST 10
GAMES

STRENGTH OF
SCHEDULE

OPP. STRENGTH
OF SCHEDULE

TEAM
RPI

ADJ.
RPI

CONF.
RPI

ADJ CONF.
RPI

DIV. I ONLY	5- 9	244	4- 6	258	248	275	275	16	16
DIV. I NON-CONF.	4- 8	239	3- 6	303	278	300	300	16	16
<hr/>									
TOTALS	RPI 1-25	RPI 26-50	W-L RECORDS	RPI 51-100	RPI 101-150	RPI 150+			
5- 9	0- 1	0- 1	OVERALL	0- 1	1- 1	4- 5			
4- 4	0- 0	0- 0	HOME	0- 1	1- 0	3- 3			
1- 5	0- 1	0- 1	AWAY	0- 0	0- 1	1- 2			
0- 0	0- 0	0- 0	NEUTRAL	0- 0	0- 0	0- 0			
4- 8	0- 1	0- 1	NON-CONFERENCE	0- 0	0- 1	4- 5			
3- 3	0- 0	0- 0	HOME	0- 0	0- 0	3- 3			
1- 5	0- 1	0- 1	AWAY	0- 0	0- 1	1- 2			
0- 0	0- 0	0- 0	NEUTRAL	0- 0	0- 0	0- 0			
1- 1	0- 0	0- 0	CONFERENCE	0- 1	1- 0	0- 0			
1- 1	0- 0	0- 0	HOME	0- 1	1- 0	0- 0			
0- 0	0- 0	0- 0	AWAY	0- 0	0- 0	0- 0			
0- 0	0- 0	0- 0	NEUTRAL	0- 0	0- 0	0- 0			

RPI 1-25				RPI 26-50				RPI 51-100				RPI 101+ Team's RPI: 275			
RPI	S	Opponent	Score	RPI	S	Opponent	Score	RPI	S	Opponent	Score	RPI	S	Opponent	Score
11	A	South Carolina	60 94	35	A	Georgia	56 95	70	H	Mercer	46 71	116	A	Gardner-Webb	55 73
												149	H	Samford	58 46
												187	H	Omaha	60 64
												200	H	North Florida	69 57
												218	A	Col. of Charleston	51 59
												265	H	UNCW	60 65
												280	A	Coastal Caro.	51 67
												288	H	UNC Asheville	70 68
												322	H	Charleston So.	45 68
												337	H	N. C. Central	77 56
												344	A	Winthrop	73 68
LAST 12 Division I GAMES:															
280	A	Coastal Caro.	51 67	149	H	Samford	58 46								
218	A	Col. of Charleston	51 59	70	H	Mercer	46 71								
265	H	UNCW	60 65	200	H	North Florida	69 57								
344	A	Winthrop	73 68	322	H	Charleston So.	45 68								
116	A	Gardner-Webb	55 73	187	H	Omaha	60 64								
288	H	UNC Asheville	70 68	337	H	N. C. Central	77 56								

Non-Div I Games: Bob Jones 96 54 Southern Wesleyan 104 57

Wofford

Average RPI Win:	293	WON-LOST	WINNING	LAST 10	STRENGTH OF	OPP. STRENGTH	TEAM	ADJ.	CONF.	ADJ CONF.
Average RPI Loss:	157	RECORD	PCT. RANK	GAMES	SCHEDULE	OF SCHEDULE	RPI	RPI	RPI	RPI
DIV. I ONLY	3- 12	297	3- 7	223	255	276	276	24	24	
DIV. I NON-CONF.	2- 9	295	2- 6	211	224	278	278	24	24	

TOTALS	RPI 1-25	RPI 26-50	W-L RECORDS	RPI 51-100	RPI 101-150	RPI 150+				
3- 12	0- 0	0- 0	OVERALL	0- 3	0- 3	3- 6				
0- 6	0- 0	0- 0	HOME	0- 1	0- 2	0- 3				
3- 6	0- 0	0- 0	AWAY	0- 0	0- 1	3- 2				
0- 0	0- 0	0- 0	NEUTRAL	0- 0	0- 0	0- 0				
2- 9	0- 0	0- 0	NON-CONFERENCE	0- 3	0- 1	2- 5				
0- 4	0- 0	0- 0	HOME	0- 1	0- 1	0- 2				
2- 5	0- 0	0- 0	AWAY	0- 2	0- 0	2- 3				
0- 0	0- 0	0- 0	NEUTRAL	0- 0	0- 0	0- 0				
1- 3	0- 0	0- 0	CONFERENCE	0- 0	0- 2	1- 1				
0- 2	0- 0	0- 0	HOME	0- 0	0- 1	0- 1				
1- 1	0- 0	0- 0	AWAY	0- 0	0- 1	1- 0				
0- 0	0- 0	0- 0	NEUTRAL	0- 0	0- 0	0- 0				

RPI 1-25				RPI 26-50				RPI 51-100				RPI 101+				Team's RPI: 276
RPI	S	Opponent	Score	RPI	S	Opponent	Score	RPI	S	Opponent	Score	RPI	S	Opponent	Score	
								56	H	Georgia Tech	41 75	107	H	UAB	59 70	
								78	A	Wake Forest	49 78	141	A	Louisiana	45 61	
								97	A	North Carolina	43 56	143	H	UT Arlington	60 64	
												153	H	Texas St.	54 69	
												157	H	Davidson	57 59	
												182	H	ETSU	57 70	
												199	A	Radford	40 61	
												218	A	Col. of Charleston	76 70	
												284	A	N. C. A&T	56 81	
												288	A	UNC Asheville	60 69	
												317	A	Marshall	56 54	
												343	A	La. -Monroe	71 67	
LAST 12 Division I GAMES:																
288	A	UNC Asheville	60 69	343	A	La. -Monroe	71 67									
317	A	Marshall	56 54	141	A	Louisiana	45 61									
78	A	Wake Forest	49 78	143	H	UT Arlington	60 64									
97	A	North Carolina	43 56	153	H	Texas St.	54 69									
107	H	UAB	59 70	284	A	N. C. A&T	56 81									
218	A	Col. of Charleston	76 70	157	H	Davidson	57 59									

Non-Div I Games:

Appalachian St.

Average RPI Win: **286**
 Average RPI Loss: **165**

WON-LOST
RECORD

WINNING
PCT. RANK

LAST 10
GAMES

STRENGTH OF
SCHEDULE

OPP. STRENGTH
OF SCHEDULE

TEAM
RPI

ADJ.
RPI

CONF.
RPI

ADJ CONF.
RPI

DIV. I ONLY	7- 6	143	5- 5	341	201	277	277	31	31
DIV. I NON-CONF.	7- 5	131	6- 4	333	226	248	248	31	31
<hr/>									
TOTALS	RPI 1-25	RPI 26-50	W-L RECORDS	RPI 51-100	RPI 101-150	RPI 150+			
7- 6	0- 0	0- 1	OVERALL	0- 1	0- 0	7- 4			
6- 2	0- 0	0- 1	HOME	0- 0	0- 0	6- 1			
1- 4	0- 0	0- 0	AWAY	0- 1	0- 0	1- 3			
0- 0	0- 0	0- 0	NEUTRAL	0- 0	0- 0	0- 0			
7- 5	0- 0	0- 1	NON-CONFERENCE	0- 1	0- 0	7- 3			
6- 1	0- 0	0- 1	HOME	0- 0	0- 0	6- 0			
1- 4	0- 0	0- 0	AWAY	0- 1	0- 0	1- 3			
0- 0	0- 0	0- 0	NEUTRAL	0- 0	0- 0	0- 0			
0- 1	0- 0	0- 0	CONFERENCE	0- 0	0- 0	0- 1			
0- 1	0- 0	0- 0	HOME	0- 0	0- 0	0- 1			
0- 0	0- 0	0- 0	AWAY	0- 0	0- 0	0- 0			
0- 0	0- 0	0- 0	NEUTRAL	0- 0	0- 0	0- 0			

RPI 1-25				RPI 26-50				RPI 51-100				RPI 101+ Team's RPI: 277			
RPI	S	Opponent	Score	RPI	S	Opponent	Score	RPI	S	Opponent	Score	RPI	S	Opponent	Score
				48	H	Southern Cal i forn i a	64 71	53	A	Okl ahoma St.	38 80	152	A	Wi sconsi n	54 82
												221	A	Texas Tech	64 80
												242	H	UMKC	52 54
												266	A	North Dakota St.	82 79
												270	H	UTSA	70 58
												271	A	A&M-Corpus Christi	41 71
												271	H	A&M-Corpus Christi	56 53
												279	H	Massachusetts	67 59
												282	H	Prairie View	78 62
												313	H	Canis i us	63 46
												319	H	Fl ori da A&M	51 38
<hr/>															
LAST 12 Divisi on I GAMES:															
152	A	Wi sconsi n	54 82	242	H	UMKC	52 54								
266	A	North Dakota St.	82 79	48	H	Southern Cal i forn i a	64 71								
270	H	UTSA	70 58	313	H	Canis i us	63 46								
279	H	Massachusetts	67 59	221	A	Texas Tech	64 80								
271	A	A&M-Corpus Christi	41 71	319	H	Fl ori da A&M	51 38								
282	H	Prairie View	78 62	53	A	Okl ahoma St.	38 80								

Non-Div I Games: Texas Lutheran 78 43 Concordia (TX) 67 49 Trinity (TX) 62 57

UTRGV

Loss, **Non-Conf**, **S Site**, **H Home** **A Away** **N Neutral**

Average RPI Win: 339

Average RPI Loss: 162

WON-LOST
RECORDWINNING
PCT. RANKLAST 10
GAMESSTRENGTH OF
SCHEDULEOPP. STRENGTH
OF SCHEDULETEAM
RPIADJ.
RPICONF.
RPIADJ CONF.
RPIDIV. I ONLY
DIV. I NON-CONF.1- 9
0- 8329
3371- 9
0- 8175
58247
208278
290278
29032
3232
32

TOTALS

RPI 1-25

RPI 26-50

W-L RECORDS

RPI 51-100

RPI 101-150

RPI 150+

1- 9 0- 1
0- 0 0- 0
1- 7 0- 0
0- 2 0- 00- 0
0- 0
0- 0
0- 0OVERALL
HOME
AWAY
NEUTRAL0- 2
0- 0
0- 0
0- 00- 1
0- 0
0- 0
0- 01- 5
0- 0
1- 0
0- 20- 8 0- 1
0- 0 0- 0
0- 6 0- 1
0- 2 0- 00- 0
0- 0
0- 0
0- 0NON-CONFERENCE
HOME
AWAY
NEUTRAL0- 2
0- 0
0- 2
0- 00- 1
0- 0
0- 1
0- 00- 4
0- 0
0- 2
0- 21- 1 0- 0
0- 0 0- 0
1- 1 0- 0
0- 0 0- 00- 0
0- 0
0- 0
0- 0CONFERENCE
HOME
AWAY
NEUTRAL0- 0
0- 0
0- 0
0- 00- 0
0- 0
0- 0
0- 01- 1
0- 0
1- 1
0- 0

RPI 1-25

RPI S Opponent Score
14 A Iowa 45 85

RPI 26-50

RPI S Opponent Score

RPI 51-100

RPI S Opponent Score
72 A Nebraska 52 73
77 A Dayton 43 81

RPI 101+

Team's RPI: 278

RPI S Opponent Score
139 A Tulsa 37 87
173 N Oakland 37 69
211 A Austin Peay 61 97
221 A Texas Tech 47 74
263 A Alabama A&M 49 52
289 N Towson 44 70
339 A Mississippi Val. 64 59

LAST 12 Division I GAMES:

14 A Iowa	45 85	263 A Alabama A&M	49 52
139 A Tulsa	37 87	339 A Mississippi Val.	64 59
72 A Nebraska	52 73	173 N Oakland	37 69
211 A Austin Peay	61 97	289 N Towson	44 70
77 A Dayton	43 81		
221 A Texas Tech	47 74		

Ark. -Pine Bluff

Ark. -Pine Bluff

Non-Div I Games:

Tougaloo

71 51

Philander Smith

81 73

Ark. -Pine Bluff

Average RPI Win:	288	WON-LOST	WINNING	LAST 10	STRENGTH OF	OPP. STRENGTH	TEAM	ADJ.	CONF.	ADJ CONF.
Average RPI Loss:	184	RECORD	PCT. RANK	GAMES	SCHEDULE	OF SCHEDULE	RPI	RPI	RPI	RPI
DIV. I ONLY	6- 8	211	4- 5	326	319	279	279	12	12	
DIV. I NON-CONF.	6- 5	153	5- 3	348	333	296	296	12	12	

TOTALS	RPI 1-25	RPI 26-50	W-L RECORDS	RPI 51-100	RPI 101-150	RPI 150+				
6- 8	0- 0	0- 0	OVERALL	0- 2	1- 0	5- 6				
3- 3	0- 0	0- 0	HOME	0- 1	1- 0	2- 2				
2- 5	0- 0	0- 0	AWAY	0- 1	0- 0	2- 4				
1- 0	0- 0	0- 0	NEUTRAL	0- 0	0- 0	1- 0				
6- 5	0- 0	0- 0	NON-CONFERENCE	0- 0	1- 0	5- 5				
3- 2	0- 0	0- 0	HOME	0- 0	1- 0	2- 2				
2- 3	0- 0	0- 0	AWAY	0- 0	0- 0	2- 3				
1- 0	0- 0	0- 0	NEUTRAL	0- 0	0- 0	1- 0				
0- 3	0- 0	0- 0	CONFERENCE	0- 2	0- 0	0- 1				
0- 1	0- 0	0- 0	HOME	0- 1	0- 0	0- 0				
0- 2	0- 0	0- 0	AWAY	0- 1	0- 0	0- 1				
0- 0	0- 0	0- 0	NEUTRAL	0- 0	0- 0	0- 0				

RPI 1-25				RPI 26-50				RPI 51-100				RPI 101+				Team's RPI: 279
RPI	S	Opponent	Score	RPI	S	Opponent	Score	RPI	S	Opponent	Score	RPI	S	Opponent	Score	
								59	H	Fordham	51 62	148	H	Liberty	64 61	
								76	A	Duquesne	57 60	185	A	North Dakota	52 82	
												190	H	Northeastern	54 64	
												192	H	Marist	60 88	
												229	A	St. Bonaventure	59 69	
												261	A	Incarnate Word	64 45	
												266	A	North Dakota St.	70 82	
												277	A	UTRGV	59 67	
												289	H	Towson	72 49	
												339	N	Mississippi Val.	85 46	
												342	H	Saint Peter's	81 65	
												348	A	UMass Lowell	73 63	
LAST 12 Division I GAMES:																
339	N	Mississippi Val.	85 46	229	A	St. Bonaventure	59 69	59	H	Fordham	51 62					
277	A	UTRGV	59 67	76	A	Duquesne	57 60	192	H	Marist	60 88					
261	A	Incarnate Word	64 45	348	A	UMass Lowell	73 63	342	H	Saint Peter's	81 65					
148	H	Liberty	64 61													
190	H	Northeastern	54 64													
185	A	North Dakota	52 82													

Non-Div I Games: Me.-Fort Kent 111 45 Fisher 121 38

Massachusetts

Average RPI Win: 248

Average RPI Loss: 182

WON-LOST
RECORDWINNING
PCT. RANKLAST 10
GAMESSTRENGTH OF
SCHEDULEOPP. STRENGTH
OF SCHEDULETEAM
RPIADJ.
RPICONF.
RPIADJ CONF.
RPIDIV. I ONLY
DIV. I NON-CONF.6- 7
4- 5198
2025- 5
3- 4292
313267
232280
310280
31024
2424
24

TOTALS

RPI 1-25

RPI 26-50

W-L RECORDS

RPI 51-100

RPI 101-150

RPI 150+

6- 7 0- 1
6- 2 0- 0
0- 2 0- 0
0- 3 0- 10- 0
0- 0
0- 0
0- 0OVERALL
HOME
AWAY
NEUTRAL0- 1
0- 0
0- 0
0- 11- 1
1- 0
0- 1
0- 05- 4
5- 2
0- 1
0- 14- 5 0- 1
4- 2 0- 0
0- 0 0- 0
0- 3 0- 10- 0
0- 0
0- 0
0- 0NON-CONFERENCE
HOME
AWAY
NEUTRAL0- 1
0- 0
0- 0
0- 10- 0
0- 0
0- 0
0- 04- 3
4- 2
0- 0
0- 12- 2 0- 0
2- 0 0- 0
0- 2 0- 0
0- 0 0- 00- 0
0- 0
0- 0
0- 0CONFERENCE
HOME
AWAY
NEUTRAL0- 0
0- 0
0- 0
0- 01- 1
1- 0
0- 1
0- 01- 1
1- 0
0- 1
0- 0

RPI 1-25

RPI S Opponent Score
18 N Syracuse 57 69

RPI 26-50

RPI S Opponent Score

RPI 51-100

RPI S Opponent Score
72 N Nebraska 47 55

RPI 101+

Team's RPI: 280

RPI	S	Opponent	Score
141	A	Louisiana	55 59
143	H	UT Arlington	89 76
153	H	Texas St.	65 64
206	N	North Texas	34 50
218	H	Col. of Charleston	70 72
265	H	UNCW	57 41
274	H	UNCG	54 60
275	H	Wofford	67 51
314	H	Fort Wayne	67 58
337	H	N.C. Central	68 65
343	A	La. -Monroe	56 62

LAST 12 Division I GAMES:

337	H	N.C. Central	68	65	141	A	Louisiana	55	59
314	H	Fort Wayne	67	58	343	A	La. -Monroe	56	62
218	H	Col. of Charleston	70	72	153	H	Texas St.	65	64
72	N	Nebraska	47	55	143	H	UT Arlington	89	76
206	N	North Texas	34	50	275	H	Wofford	67	51
265	H	UNCW	57	41	18	N	Syracuse	57	69

Non-Div I Games:

Lees-McRae

73 47

Allen

93 49

Coastal Caro.

Average RPI Win:	299	WON-LOST	WINNING	LAST 10	STRENGTH OF	OPP. STRENGTH	TEAM	ADJ.	CONF.	ADJ CONF.
Average RPI Loss:	147	RECORD	PCT. RANK	GAMES	SCHEDULE	OF SCHEDULE	RPI	RPI	RPI	RPI

DIV. I ONLY	4- 9	264	3- 6	253	269	281	281	11	11
DIV. I NON-CONF.	2- 7	286	1- 5	245	240	285	285	10	10

TOTALS	RPI 1-25	RPI 26-50	W-L RECORDS	RPI 51-100	RPI 101-150	RPI 150+			
4- 9	0- 0	0- 0	OVERALL	0- 2	0- 1	4- 6			
3- 4	0- 0	0- 0	HOME	0- 1	0- 1	3- 2			
1- 5	0- 0	0- 0	AWAY	0- 1	0- 0	1- 4			
0- 0	0- 0	0- 0	NEUTRAL	0- 0	0- 0	0- 0			
2- 7	0- 0	0- 0	NON-CONFERENCE	0- 1	0- 1	2- 5			
1- 2	0- 0	0- 0	HOME	0- 0	0- 1	1- 1			
1- 5	0- 0	0- 0	AWAY	0- 1	0- 0	1- 4			
0- 0	0- 0	0- 0	NEUTRAL	0- 0	0- 0	0- 0			
2- 2	0- 0	0- 0	CONFERENCE	0- 1	0- 0	2- 1			
2- 2	0- 0	0- 0	HOME	0- 1	0- 0	2- 1			
0- 0	0- 0	0- 0	AWAY	0- 0	0- 0	0- 0			
0- 0	0- 0	0- 0	NEUTRAL	0- 0	0- 0	0- 0			

RPI 1-25				RPI 26-50				RPI 51-100				RPI 101+ Team's RPI: 281			
RPI	S	Opponent	Score	RPI	S	Opponent	Score	RPI	S	Opponent	Score	RPI	S	Opponent	Score
								67	A	American	72 78	137	H	Kent St.	44 55
								74	H	IUPUI	43 65	151	H	Bucknell	60 66
												159	A	Robert Morris	52 84
												161	A	Saint Francis (PA)	65 79
												173	H	Oakland	48 58
												177	A	Pittsburgh	58 66
												226	A	Akron	58 75
												272	A	Loyola Chicago	73 49
												297	H	Ill.-Chicago	76 63
												309	H	Detroit Mercy	76 59
												318	H	Northern Ariz.	69 67

LAST 12 Division I GAMES:															
226	A	Akron	58 75	74	H	IUPUI	43 65	297	H	Ill.-Chicago	76 63	173	H	Oakland	48 58
67	A	American	72 78	159	A	Robert Morris	52 84	309	H	Detroit Mercy	76 59	318	H	Northern Ariz.	69 67
151	H	Bucknell	60 66	272	A	Loyola Chicago	73 49	161	A	Saint Francis (PA)	65 79				
272	A	Loyola Chicago	73 49	137	H	Kent St.	44 55								

Non-Div I Games: Ohio Valley 86 59 Penn St.-Beaver 97 40

Youngstown St.

Average RPI Win:	266	WON-LOST	WINNING	LAST 10	STRENGTH OF	OPP. STRENGTH	TEAM	ADJ.	CONF.	ADJ CONF.
Average RPI Loss:	186	RECORD	PCT. RANK	GAMES	SCHEDULE	OF SCHEDULE	RPI	RPI	RPI	RPI
DIV. I ONLY	2- 10	303	2- 8	176	323	282	282	32	32	
DIV. I NON-CONF.	0- 9	337	0- 9	49	314	293	293	32	32	

TOTALS	RPI 1-25	RPI 26-50	W-L RECORDS	RPI 51-100	RPI 101-150	RPI 150+				
2- 10	0- 1	0- 0	OVERALL	0- 0	0- 3	2- 6				
1- 2	0- 0	0- 0	HOME	0- 0	0- 1	1- 1				
1- 7	0- 1	0- 0	AWAY	0- 0	0- 2	1- 4				
0- 1	0- 0	0- 0	NEUTRAL	0- 0	0- 0	0- 1				
0- 9	0- 1	0- 0	NON-CONFERENCE	0- 0	0- 3	0- 5				
0- 1	0- 0	0- 0	HOME	0- 0	0- 1	0- 0				
0- 7	0- 1	0- 0	AWAY	0- 0	0- 2	0- 4				
0- 1	0- 0	0- 0	NEUTRAL	0- 0	0- 0	0- 1				
2- 1	0- 0	0- 0	CONFERENCE	0- 0	0- 0	2- 1				
1- 1	0- 0	0- 0	HOME	0- 0	0- 0	1- 1				
1- 0	0- 0	0- 0	AWAY	0- 0	0- 0	1- 0				
0- 0	0- 0	0- 0	NEUTRAL	0- 0	0- 0	0- 0				

RPI 1-25				RPI 26-50				RPI 51-100				RPI 101+				Team's RPI: 282
RPI	S	Opponent	Score	RPI	S	Opponent	Score	RPI	S	Opponent	Score	RPI	S	Opponent	Score	
17	A	Texas A&M	70 98									122	A	Clemson	58 64	
												125	H	Rice	68 88	
												145	A	Colorado St.	59 71	
												153	A	Texas St.	57 84	
												221	A	Texas Tech	60 89	
												225	A	Bethune-Cookman	52 77	
												238	H	Southern U.	69 62	
												271	N	A&M-Corpus Christi	62 72	
												277	A	UTRGV	62 78	
												294	A	Texas Southern	61 56	
												301	H	Alcorn	72 73	
LAST 12 Division I GAMES:																
122	A	Clemson	58 64	294	A	Texas Southern	61 56									
153	A	Texas St.	57 84	238	H	Southern U.	69 62									
17	A	Texas A&M	70 98	301	H	Alcorn	72 73									
277	A	UTRGV	62 78	125	H	Rice	68 88									
271	N	A&M-Corpus Christi	62 72	145	A	Colorado St.	59 71									
225	A	Bethune-Cookman	52 77	221	A	Texas Tech	60 89									

Non-Div I Games: Texas-Tyler 99 56 Arlington Baptist 116 73

Prairie View

Average RPI Win:	305	WON-LOST	WINNING	LAST 10	STRENGTH OF	OPP. STRENGTH	TEAM	ADJ.	CONF.	ADJ CONF.
Average RPI Loss:	149	RECORD	PCT. RANK	GAMES	SCHEDULE	OF SCHEDULE	RPI	RPI	RPI	RPI
DIV. I ONLY	3- 9	285	2- 7	235	204	283	283	27	27	
DIV. I NON-CONF.	1- 7	310	1- 6	84	161	276	276	26	26	

TOTALS	RPI 1-25	RPI 26-50	W-L RECORDS	RPI 51-100	RPI 101-150	RPI 150+				
3- 9	0- 2	0- 0	OVERALL	0- 0	0- 2	3- 5				
2- 4	0- 0	0- 0	HOME	0- 0	0- 1	2- 3				
1- 5	0- 2	0- 0	AWAY	0- 0	0- 1	1- 2				
0- 0	0- 0	0- 0	NEUTRAL	0- 0	0- 0	0- 0				
1- 7	0- 2	0- 0	NON-CONFERENCE	0- 0	0- 2	1- 3				
1- 2	0- 0	0- 0	HOME	0- 0	0- 1	1- 1				
0- 5	0- 2	0- 0	AWAY	0- 0	0- 1	0- 2				
0- 0	0- 0	0- 0	NEUTRAL	0- 0	0- 0	0- 0				
2- 2	0- 0	0- 0	CONFERENCE	0- 0	0- 0	2- 2				
1- 2	0- 0	0- 0	HOME	0- 0	0- 0	1- 2				
1- 0	0- 0	0- 0	AWAY	0- 0	0- 0	1- 0				
0- 0	0- 0	0- 0	NEUTRAL	0- 0	0- 0	0- 0				

RPI 1-25				RPI 26-50				RPI 51-100				RPI 101+ Team's RPI: 283			
RPI	S	Opponent	Score	RPI	S	Opponent	Score	RPI	S	Opponent	Score	RPI	S	Opponent	Score
4	A	Texas	34 100									109	H	Tulane	66 70
20	A	Baylor	34 95									141	A	Louisiana	86 98
												171	A	Louisiana Tech	62 78
												191	A	SMU	59 65
												224	H	New Orleans	64 77
												231	H	Abilene Christian	75 80
												247	H	Grambling	60 75
												261	A	Incarnate Word	66 57
												310	H	Northwestern St.	72 67
												343	H	La.-Monroe	65 61
LAST 12 Division I GAMES:															
20	A	Baylor	34 95	224	H	New Orleans	64 77								
141	A	Louisiana	86 98	231	H	Abilene Christian	75 80								
109	H	Tulane	66 70	310	H	Northwestern St.	72 67								
343	H	La.-Monroe	65 61	261	A	Incarnate Word	66 57								
247	H	Grambling	60 75	191	A	SMU	59 65								
4	A	Texas	34 100	171	A	Louisiana Tech	62 78								

Non-Div I Games: LSU-Alexandria 73 53 Louisiana Col. 84 46 Southern-N. O. 76 61

McNeese

Average RPI Win: 311

Average RPI Loss: 103

WON-LOST
RECORDWINNING
PCT. RANKLAST 10
GAMESSTRENGTH OF
SCHEDULEOPP. STRENGTH
OF SCHEDULETEAM
RPIADJ.
RPICONF.
RPIADJ CONF.
RPIDIV. I ONLY
DIV. I NON-CONF.3- 7
3- 7271
2532- 6
3- 7230
233165
162284
288284
28830
3030
30

TOTALS

RPI 1-25

RPI 26-50

W-L RECORDS

RPI 51-100

RPI 101-150

RPI 150+

3- 7

0- 0

0- 1

OVERALL

0- 5

0- 0

3- 1

3- 2

0- 0

0- 1

HOME

0- 1

0- 0

3- 0

0- 3

0- 0

0- 0

AWAY

0- 2

0- 0

0- 1

0- 2

0- 0

0- 0

NEUTRAL

0- 2

0- 0

0- 0

3- 7

0- 0

0- 1

NON-CONFERENCE

0- 5

0- 0

3- 1

3- 2

0- 0

0- 1

HOME

0- 1

0- 0

3- 0

0- 3

0- 0

0- 0

AWAY

0- 2

0- 0

0- 1

0- 2

0- 0

0- 0

NEUTRAL

0- 2

0- 0

0- 0

0- 0

0- 0

0- 0

CONFERENCE

0- 0

0- 0

0- 0

0- 0

0- 0

0- 0

HOME

0- 0

0- 0

0- 0

0- 0

0- 0

0- 0

AWAY

0- 0

0- 0

0- 0

0- 0

0- 0

0- 0

NEUTRAL

0- 0

0- 0

0- 0

RPI 1-25

RPI 26-50

RPI 51-100

RPI 101+

Team's RPI: 284

RPI S Opponent Score

RPI S Opponent Score

RPI S Opponent Score

RPI S Opponent Score

35 H Georgia 63 73

73 H Elon 59 90

248 A UT Martin 63 76

76 N Duquesne 60 73

276 H Appalachian St. 81 56

93 N Harvard 60 64

325 H Ga. Southern 60 49

95 A Ohio 65 72

331 H Western Caro. 68 59

98 A Auburn 53 63

LAST 12 Division I GAMES:

276 H Appalachian St. 81 56

95 A Ohio 65 72

98 A Auburn 53 63

331 H Western Caro. 68 59

73 H Elon 59 90

35 H Georgia 63 73

325 H Ga. Southern 60 49

248 A UT Martin 63 76

93 N Harvard 60 64

76 N Duquesne 60 73

Non-Div I Games:

Saint Augustine's 94 42

St. Andrews 90 40

N. C. A&T

Loss, Non-Conf, S Site, H Home A Away N Neutral

Average RPI Win:	303	WON-LOST	WINNING	LAST 10	STRENGTH OF	OPP. STRENGTH	TEAM	ADJ.	CONF.	ADJ CONF.
Average RPI Loss:	135	RECORD	PCT. RANK	GAMES	SCHEDULE	OF SCHEDULE	RPI	RPI	RPI	RPI
DIV. I ONLY	2- 11	306	1- 8	137	226	285	285	23	23	
DIV. I NON-CONF.	1- 9	318	1- 7	53	194	261	261	21	21	

TOTALS	RPI 1-25	RPI 26-50	W-L RECORDS	RPI 51-100	RPI 101-150	RPI 150+				
2- 11	0- 0	0- 1	OVERALL	0- 4	0- 2	2- 4				
1- 7	0- 0	0- 1	HOME	0- 2	0- 1	1- 3				
0- 3	0- 0	0- 0	AWAY	0- 1	0- 1	0- 1				
1- 1	0- 0	0- 0	NEUTRAL	0- 1	0- 0	1- 0				
1- 9	0- 0	0- 1	NON-CONFERENCE	0- 4	0- 2	1- 2				
0- 5	0- 0	0- 1	HOME	0- 2	0- 1	0- 1				
0- 3	0- 0	0- 0	AWAY	0- 1	0- 1	0- 1				
1- 1	0- 0	0- 0	NEUTRAL	0- 1	0- 0	1- 0				
1- 2	0- 0	0- 0	CONFERENCE	0- 0	0- 0	1- 2				
1- 2	0- 0	0- 0	HOME	0- 0	0- 0	1- 2				
0- 0	0- 0	0- 0	AWAY	0- 0	0- 0	0- 0				
0- 0	0- 0	0- 0	NEUTRAL	0- 0	0- 0	0- 0				

RPI	S	Opponent	Score	RPI	S	Opponent	Score	RPI	S	Opponent	Score	RPI	S	Opponent	Score	Team's RPI: 285
43	H	Central Mich.	67 77	55	H	Butler	51 60	114	H	Saint Louis	59 60	130	A	Illinois	52 81	
				74	A	IUPUI	57 86	181	H	Southern Ill.	45 64	183	H	Missouri St.	63 77	
				99	H	Miami (OH)	56 68	213	H	Fla. Atlantic	58 66	258	N	Montana	57 45	
				100	N	South Dakota	59 71	297	A	Ill. -Chicago	46 55	347	H	Evansville	56 48	

LAST 12 Division I GAMES:																
347	H	Evansville	56 48	183	H	Missouri St.	63 77									
181	H	Southern Ill.	45 64	55	H	Butler	51 60									
100	N	South Dakota	59 71	99	H	Miami (OH)	56 68									
258	N	Montana	57 45	43	H	Central Mich.	67 77									
213	H	Fla. Atlantic	58 66	130	A	Illinois	52 81									
74	A	IUPUI	57 86	297	A	Ill. -Chicago	46 55									

Non-Div I Games: Missouri S&T 84 51

Indiana St.

Average RPI Win:	297	WON-LOST	WINNING	LAST 10	STRENGTH OF	OPP. STRENGTH	TEAM	ADJ.	CONF.	ADJ CONF.
Average RPI Loss:	238	RECORD	PCT. RANK	GAMES	SCHEDULE	OF SCHEDULE	RPI	RPI	RPI	RPI
DIV. I ONLY	5- 3	109	5- 3	349	265	286	286	32	32	
DIV. I NON-CONF.	2- 3	215	2- 3	349	212	339	339	32	32	

TOTALS	RPI 1-25	RPI 26-50	W-L RECORDS	RPI 51-100	RPI 101-150	RPI 150+				
5- 3	0- 0	0- 0	OVERALL	0- 0	0- 0	5- 3				
2- 1	0- 0	0- 0	HOME	0- 0	0- 0	2- 1				
3- 2	0- 0	0- 0	AWAY	0- 0	0- 0	3- 0				
0- 0	0- 0	0- 0	NEUTRAL	0- 0	0- 0	0- 0				
2- 3	0- 0	0- 0	NON-CONFERENCE	0- 0	0- 0	2- 3				
0- 1	0- 0	0- 0	HOME	0- 0	0- 0	0- 1				
2- 2	0- 0	0- 0	AWAY	0- 0	0- 0	2- 2				
0- 0	0- 0	0- 0	NEUTRAL	0- 0	0- 0	0- 0				
3- 0	0- 0	0- 0	CONFERENCE	0- 0	0- 0	3- 0				
2- 0	0- 0	0- 0	HOME	0- 0	0- 0	2- 0				
1- 0	0- 0	0- 0	AWAY	0- 0	0- 0	1- 0				
0- 0	0- 0	0- 0	NEUTRAL	0- 0	0- 0	0- 0				

RPI 1-25				RPI 26-50				RPI 51-100				RPI 101+ Team's RPI : 286			
RPI	S	Opponent	Score	RPI	S	Opponent	Score	RPI	S	Opponent	Score	RPI	S	Opponent	Score
												165	A	Memphi s	53 64
												249	H	Ni chol l s St.	64 90
												263	H	Al abama A&M	59 43
												291	H	Al abama St.	70 61
												297	A	Ill . -Chi cago	76 63
												300	A	Sam Houston St.	68 74
												301	A	Al corn	74 51
												333	A	Chi cago St.	87 69
LAST 12 Division I GAMES:															
				301	A	Al corn	74 51					291	H	Al abama St.	70 61
				263	H	Al abama A&M	59 43					165	A	Memphi s	53 64
												300	A	Sam Houston St.	68 74
												249	H	Ni chol l s St.	64 90
												333	A	Chi cago St.	87 69
												297	A	Ill . -Chi cago	76 63

Non-Div I Games: Philander Smith 88 56 Millsaps 79 41 LSU-Shreveport 85 86 Spring Hill 77 50 Jackson St.

Average RPI Win:	239	WON-LOST	WINNING	LAST 10	STRENGTH OF	OPP. STRENGTH	TEAM	ADJ.	CONF.	ADJ CONF.
Average RPI Loss:	154	RECORD	PCT. RANK	GAMES	SCHEDULE	OF SCHEDULE	RPI	RPI	RPI	RPI
DIV. I ONLY	2- 11	306	1- 7	145	170	287	287	24	24	
DIV. I NON-CONF.	2- 7	286	2- 4	121	133	262	262	24	24	

TOTALS	RPI 1-25	RPI 26-50	W-L RECORDS	RPI 51-100	RPI 101-150	RPI 150+				
2- 11	0- 1	0- 1	OVERALL	0- 1	0- 2	2- 6				
2- 4	0- 0	0- 1	HOME	0- 0	0- 1	2- 2				
0- 7	0- 0	0- 0	AWAY	0- 0	0- 0	0- 0				
0- 0	0- 0	0- 0	NEUTRAL	0- 0	0- 0	0- 0				
2- 7	0- 1	0- 1	NON-CONFERENCE	0- 1	0- 0	2- 4				
2- 2	0- 0	0- 1	HOME	0- 0	0- 0	2- 1				
0- 5	0- 1	0- 0	AWAY	0- 1	0- 0	0- 3				
0- 0	0- 0	0- 0	NEUTRAL	0- 0	0- 0	0- 0				
0- 4	0- 0	0- 0	CONFERENCE	0- 0	0- 2	0- 2				
0- 2	0- 0	0- 0	HOME	0- 0	0- 1	0- 1				
0- 2	0- 0	0- 0	AWAY	0- 0	0- 1	0- 1				
0- 0	0- 0	0- 0	NEUTRAL	0- 0	0- 0	0- 0				

RPI 1-25				RPI 26-50				RPI 51-100				RPI 101+				Team's RPI: 287
RPI	S	Opponent	Score	RPI	S	Opponent	Score	RPI	S	Opponent	Score	RPI	S	Opponent	Score	
3	A	Mississippi St.	50 106	37	H	Western Ky.	63 74	56	A	Georgia Tech	51 75	117	A	South Ala.	52 88	
												147	H	Little Rock	50 65	
												155	H	Jacksonville St.	55 41	
												186	A	Florida	66 82	
												193	H	Arkansas St.	58 75	
												213	H	Fla. Atlantic	50 82	
												219	A	Troy	86 90	
												253	A	Kennesaw St.	61 71	
												265	A	UNCW	62 74	
												323	H	VCU	61 56	
LAST 12 Division I GAMES:																
193	H	Arkansas St.	58 75	213	H	Fla. Atlantic	50 82									
147	H	Little Rock	50 65	253	A	Kennesaw St.	61 71									
219	A	Troy	86 90	37	H	Western Ky.	63 74									
117	A	South Ala.	52 88	323	H	VCU	61 56									
265	A	UNCW	62 74	56	A	Georgia Tech	51 75									
155	H	Jacksonville St.	55 41	3	A	Mississippi St.	50 106									

Non-Div I Games: Allen 101 56 North Greenville 91 89

Georgia St.

Average RPI Win:	285	WON-LOST	WINNING	LAST 10	STRENGTH OF	OPP. STRENGTH	TEAM	ADJ.	CONF.	ADJ CONF.
Average RPI Loss:	159	RECORD	PCT. RANK	GAMES	SCHEDULE	OF SCHEDULE	RPI	RPI	RPI	RPI
DIV. I ONLY	3- 9	285	3- 6	274	223	288	288	29	29	
DIV. I NON-CONF.	2- 8	290	2- 7	297	181	325	325	29	29	
<hr/>										
TOTALS	RPI 1-25	RPI 26-50	W-L RECORDS	RPI 51-100	RPI 101-150	RPI 150+				
3- 9	0- 0	0- 1	OVERALL	0- 1	0- 3	3- 4				
1- 5	0- 0	0- 0	HOME	0- 1	0- 3	1- 1				
2- 4	0- 0	0- 1	AWAY	0- 0	0- 0	2- 3				
0- 0	0- 0	0- 0	NEUTRAL	0- 0	0- 0	0- 0				
2- 8	0- 0	0- 1	NON-CONFERENCE	0- 1	0- 2	2- 4				
1- 4	0- 0	0- 0	HOME	0- 1	0- 2	1- 1				
1- 4	0- 0	0- 1	AWAY	0- 0	0- 0	1- 3				
0- 0	0- 0	0- 0	NEUTRAL	0- 0	0- 0	0- 0				
1- 1	0- 0	0- 0	CONFERENCE	0- 0	0- 1	1- 0				
0- 1	0- 0	0- 0	HOME	0- 0	0- 1	0- 0				
1- 0	0- 0	0- 0	AWAY	0- 0	0- 0	1- 0				
0- 0	0- 0	0- 0	NEUTRAL	0- 0	0- 0	0- 0				

RPI	S	Opponent	Score	RPI	S	Opponent	Score	RPI	S	Opponent	Score	RPI	S	Opponent	Score	Team's RPI: 288
36	A	NC State	55	87	70	H	Mercer	56	67	112	H	High Point	45	58		
										135	H	Furman	63	71		
										138	H	Middle Tenn.	57	72		
										157	A	Davidson	50	58		
										180	H	Charlotte	47	51		
										269	A	Campbell	60	52		
										275	A	Wofford	68	70		
										276	H	Appalachian St.	69	60		
										311	A	USC Upstate	76	70		
										331	A	Western Caro.	52	62		
<hr/>																
LAST 12 Division I GAMES:																
112	H	High Point	45	58	275	A	Wofford	68	70	138	H	Middle Tenn.	57	72		
269	A	Campbell	60	52	157	A	Davidson	50	58	180	H	Charlotte	47	51		
135	H	Furman	63	71	36	A	NC State	55	87	331	A	Western Caro.	52	62		
276	H	Appalachian St.	69	60												
311	A	USC Upstate	76	70												
70	H	Mercer	56	67												

Non-Div I Games: Warren Wilson 100 53

UNC Asheville

Average RPI Win:	250	WON-LOST	WINNING	LAST 10	STRENGTH OF	OPP. STRENGTH	TEAM	ADJ.	CONF.	ADJ CONF.
Average RPI Loss:	191	RECORD	PCT. RANK	GAMES	SCHEDULE	OF SCHEDULE	RPI	RPI	RPI	RPI
DIV. I ONLY	6- 9	222	5- 5	330	215	289	289	10	10	
DIV. I NON-CONF.	5- 6	187	5- 3	344	233	311	311	11	11	

TOTALS	RPI 1-25	RPI 26-50	W-L RECORDS	RPI 51-100	RPI 101-150	RPI 150+				
6- 9	0- 0	0- 0	OVERALL	0- 1	1- 1	5- 7				
3- 4	0- 0	0- 0	HOME	0- 1	0- 0	3- 3				
2- 4	0- 0	0- 0	AWAY	0- 0	1- 1	1- 3				
1- 1	0- 0	0- 0	NEUTRAL	0- 0	0- 0	1- 1				
5- 6	0- 0	0- 0	NON-CONFERENCE	0- 1	0- 0	5- 5				
3- 2	0- 0	0- 0	HOME	0- 1	0- 0	3- 1				
1- 3	0- 0	0- 0	AWAY	0- 0	0- 0	1- 3				
1- 1	0- 0	0- 0	NEUTRAL	0- 0	0- 0	1- 1				
1- 3	0- 0	0- 0	CONFERENCE	0- 0	1- 1	0- 2				
0- 2	0- 0	0- 0	HOME	0- 0	0- 0	0- 2				
1- 1	0- 0	0- 0	AWAY	0- 0	1- 1	0- 0				
0- 0	0- 0	0- 0	NEUTRAL	0- 0	0- 0	0- 0				

RPI 1-25	RPI 26-50	RPI 51-100	RPI 101+	Team's RPI: 289
RPI S Opponent Score	RPI S Opponent Score	RPI S Opponent Score	RPI S Opponent Score	
		90 H George Washington 43 66	104 A James Madison 45 69	
			140 A William & Mary 67 66	
			177 A Pittsburgh 63 81	
			178 H Saint Joseph's 90 66	
			190 H Northeastern 61 70	
			199 N Radford 66 69	
			216 A Norfolk St. 76 86	
			218 H Col. of Charleston 67 80	
			243 H Colgate 61 65	
			260 A Loyola Maryland 76 67	
			278 N Ark. -Pine Bluff 70 44	
			279 A Massachusetts 49 72	
			298 H Wagner 64 42	
			345 H UMBC 95 64	
LAST 12 Division I GAMES:				
140 A William & Mary 67 66	216 A Norfolk St. 76 86			
104 A James Madison 45 69	260 A Loyola Maryland 76 67			
218 H Col. of Charleston 67 80	178 H Saint Joseph's 90 66			
190 H Northeastern 61 70	298 H Wagner 64 42			
199 N Radford 66 69	243 H Colgate 61 65			
278 N Ark. -Pine Bluff 70 44	345 H UMBC 95 64			

Non-Div I Games:

Towson

Average RPI Win:	261	WON-LOST	WINNING	LAST 10	STRENGTH OF	OPP. STRENGTH	TEAM	ADJ.	CONF.	ADJ CONF.
Average RPI Loss:	159	RECORD	PCT. RANK	GAMES	SCHEDULE	OF SCHEDULE	RPI	RPI	RPI	RPI
DIV. I ONLY	3- 10	290	2- 8	252	236	290	290	29	29	
DIV. I NON-CONF.	3- 8	267	3- 7	192	199	253	253	29	29	

TOTALS	RPI 1-25	RPI 26-50	W-L RECORDS	RPI 51-100	RPI 101-150	RPI 150+				
3- 10	0- 1	0- 1	OVERALL	0- 3	1- 1	2- 4				
2- 3	0- 0	0- 0	HOME	0- 0	1- 1	1- 2				
1- 7	0- 0	0- 0	AWAY	0- 1	0- 0	1- 0				
0- 0	0- 0	0- 0	NEUTRAL	0- 0	0- 0	0- 0				
3- 8	0- 1	0- 1	NON-CONFERENCE	0- 3	1- 0	2- 3				
2- 2	0- 0	0- 0	HOME	0- 0	1- 0	1- 2				
1- 6	0- 1	0- 1	AWAY	0- 3	0- 0	1- 1				
0- 0	0- 0	0- 0	NEUTRAL	0- 0	0- 0	0- 0				
0- 2	0- 0	0- 0	CONFERENCE	0- 0	0- 1	0- 1				
0- 1	0- 0	0- 0	HOME	0- 0	0- 1	0- 0				
0- 1	0- 0	0- 0	AWAY	0- 0	0- 0	0- 1				
0- 0	0- 0	0- 0	NEUTRAL	0- 0	0- 0	0- 0				

RPI 1-25				RPI 26-50				RPI 51-100				RPI 101+				Team's RPI: 290
RPI	S	Opponent	Score	RPI	S	Opponent	Score	RPI	S	Opponent	Score	RPI	S	Opponent	Score	
16	A	UCLA	40 76	29	A	Duke	45 79	71	A	Belmont	48 90	135	H	Furman	76 75	
								83	A	Chattanooga	51 71	148	H	Liberty	64 76	
								97	A	North Carolina	56 91	253	H	Kennesaw St.	51 60	
												267	A	San Diego St.	50 77	
												274	H	UNCG	57 64	
												311	A	USC Upstate	83 69	
												337	H	N. C. Central	69 60	
												349	A	Longwood	56 66	

LAST 12 Division I GAMES:																
349	A	Longwood	56 66	71	A	Belmont	48 90	253	H	Kennesaw St.	51 60					
148	H	Liberty	64 76	29	A	Duke	45 79	83	A	Chattanooga	51 71					
135	H	Furman	76 75					311	A	USC Upstate	83 69					
274	H	UNCG	57 64					16	A	UCLA	40 76					
337	H	N. C. Central	69 60													
97	A	North Carolina	56 91													

Non-Div I Games:

Presbyterian

Average RPI Win:	332	WON-LOST	WINNING	LAST 10	STRENGTH OF	OPP. STRENGTH	TEAM	ADJ.	CONF.	ADJ CONF.
Average RPI Loss:	151	RECORD	PCT. RANK	GAMES	SCHEDULE	OF SCHEDULE	RPI	RPI	RPI	RPI
DIV. I ONLY	2- 11	306	1- 8	129	321	291	291	32	32	
DIV. I NON-CONF.	1- 9	318	0- 8	47	275	265	265	32	32	

TOTALS	RPI 1-25	RPI 26-50	W-L RECORDS	RPI 51-100	RPI 101-150	RPI 150+				
2- 11	0- 2	0- 0	OVERALL	0- 1	0- 3	2- 5				
2- 2	0- 0	0- 0	HOME	0- 0	0- 1	2- 1				
0- 8	0- 2	0- 0	AWAY	0- 1	0- 2	0- 3				
0- 1	0- 0	0- 0	NEUTRAL	0- 0	0- 0	0- 1				
1- 9	0- 2	0- 0	NON-CONFERENCE	0- 1	0- 3	1- 3				
1- 2	0- 0	0- 0	HOME	0- 0	0- 1	1- 1				
0- 6	0- 2	0- 0	AWAY	0- 1	0- 2	0- 1				
0- 1	0- 0	0- 0	NEUTRAL	0- 0	0- 0	0- 1				
1- 2	0- 0	0- 0	CONFERENCE	0- 0	0- 0	1- 2				
1- 0	0- 0	0- 0	HOME	0- 0	0- 0	1- 0				
0- 2	0- 0	0- 0	AWAY	0- 0	0- 0	0- 2				
0- 0	0- 0	0- 0	NEUTRAL	0- 0	0- 0	0- 0				

RPI 1-25				RPI 26-50				RPI 51-100				RPI 101+				Team's RPI: 291
RPI	S	Opponent	Score	RPI	S	Opponent	Score	RPI	S	Opponent	Score	RPI	S	Opponent	Score	
11	A	South Carolina	31 99					88	A	Miami (FL)	31 79	107	A	UAB	44 61	
12	A	Tennessee	51 104									117	H	South Ala.	47 59	
												149	A	Samford	39 58	
												204	N	SFA	50 77	
												219	H	Troy	63 93	
												220	A	Southern Miss.	35 72	
												247	A	Grambling	71 93	
												286	A	Jackson St.	61 70	
												324	H	Savannah St.	81 61	
												339	H	Mississippi Val.	76 41	
LAST 12 Division I GAMES:																
339	H	Mississippi Val.	76 41	117	H	South Ala.	47 59	220	A	Southern Miss.	35 72	204	N	SFA	50 77	
247	A	Grambling	71 93	149	A	Samford	39 58	219	H	Troy	63 93	324	H	Savannah St.	81 61	
286	A	Jackson St.	61 70	88	A	Miami (FL)	31 79	324	H	Savannah St.	81 61					
107	A	UAB	44 61	12	A	Tennessee	51 104									

Non-Div I Games: Mobile 61 50

Alabama St.

U
M
E
S

U
M
E
S

UMES

Page 292

R
i
d
e
rR
i
d
e
r

Ri der

Average RPI	Win:	294	WON-LOST	WINNING	LAST 10	STRENGTH OF	OPP. STRENGTH	TEAM	ADJ.	CONF.	ADJ CONF.
Average RPI	Loss:	163	RECORD	PCT. RANK	GAMES	SCHEDULE	OF SCHEDULE	RPI	RPI	RPI	RPI
DIV. I ONLY		4- 8		255	0- 0	323	230	294	294	32	32
DIV. I NON-CONF.		3- 6		239	0- 0	224	231	228	228	32	32

TOTALS	RPI 1-25		RPI 26-50		W-L RECORDS	RPI 51-100		RPI 101-150		RPI 150+	
4- 8	0- 0		0- 0		OVERALL	0- 2		0- 2		4- 4	
1- 3	0- 0		0- 0		HOME	0- 0		0- 0		1- 3	
1- 5	0- 0		0- 0		AWAY	0- 2		0- 2		1- 1	
2- 0	0- 0		0- 0		NEUTRAL	0- 0		0- 0		2- 0	
3- 6	0- 0		0- 0		NON-CONFERENCE	0- 2		0- 2		3- 2	
0- 1	0- 0		0- 0		HOME	0- 0		0- 0		0- 1	
1- 5	0- 0		0- 0		AWAY	0- 2		0- 2		1- 1	
2- 0	0- 0		0- 0		NEUTRAL	0- 0		0- 0		2- 0	
1- 2	0- 0		0- 0		CONFERENCE	0- 0		0- 0		1- 2	
1- 2	0- 0		0- 0		HOME	0- 0		0- 0		1- 2	
0- 0	0- 0		0- 0		AWAY	0- 0		0- 0		0- 0	
0- 0	0- 0		0- 0		NEUTRAL	0- 0		0- 0		0- 0	

RPI 1-25				RPI 26-50				RPI 51-100				RPI 101+				Team's RPI : 294	
RPI	S	Opponent	Score	RPI	S	Opponent	Score	RPI	S	Opponent	Score	RPI	S	Opponent	Score		
								78	A	Wake Forest	56	73	102	A	Ole Miss	58	73
								93	A	Kansas	37	72	136	A	UTEP	55	65
												153	H	Texas St.	56	70	
												224	A	New Orleans	69	72	
												238	H	Southern U.	57	67	
												264	N	New Mexico St.	66	50	
												282	H	Prairie View	56	61	
												300	A	Sam Houston St.	77	58	
												301	H	Alcorn	91	57	
												310	N	Northwestern St.	56	43	
LAST 12 Division I GAMES:																	
301	H	Alcorn	91	57	282	H	Prairie View	56	61								
238	H	Southern U.	57	67	136	A	UTEP	55	65								
102	A	Ole Miss	58	73	264	N	New Mexico St.	66	50								
224	A	New Orleans	69	72	153	H	Texas St.	56	70								
310	N	Northwestern St.	56	43	93	A	Kansas	37	72								
300	A	Sam Houston St.	77	58	78	A	Wake Forest	56	73								

Non-Div I Games: Wiley 74 36 Paul Quinn 85 59

Texas Southern

Average RPI Win: 319		WON-LOST RECORD	WINNING PCT. RANK	LAST 10 GAMES	STRENGTH OF SCHEDULE	OPP. STRENGTH OF SCHEDULE	TEAM RPI	ADJ. RPI	CONF. RPI	ADJ CONF. RPI
DIV. I ONLY	151	4- 8	255	2- 7	328	218	295	295	26	26
DIV. I NON-CONF.		2- 6	279	2- 5	275	223	291	291	27	27
TOTALS		RPI 1-25	RPI 26-50	W-L RECORDS		RPI 51-100	RPI 101-150	RPI 150+		
4- 8	0- 0		0- 0	OVERALL		0- 1	0- 3	4- 4		
2- 3	0- 0		0- 0	HOME		0- 1	0- 2	2- 0		
2- 5	0- 0		0- 0	AWAY		0- 0	0- 1	2- 4		
0- 0	0- 0		0- 0	NEUTRAL		0- 0	0- 0	0- 0		
2- 6	0- 0		0- 0	NON-CONFERENCE		0- 1	0- 2	2- 3		
1- 2	0- 0		0- 0	HOME		0- 1	0- 1	1- 0		
1- 4	0- 0		0- 0	AWAY		0- 0	0- 1	1- 3		
0- 0	0- 0		0- 0	NEUTRAL		0- 0	0- 0	0- 0		
2- 2	0- 0		0- 0	CONFERENCE		0- 0	0- 1	2- 1		
1- 1	0- 0		0- 0	HOME		0- 0	0- 1	1- 0		
1- 1	0- 0		0- 0	AWAY		0- 0	0- 0	1- 1		
0- 0	0- 0		0- 0	NEUTRAL		0- 0	0- 0	0- 0		

[illegible]

Non-Div I Games:	Ohio Christian	69	45
------------------	----------------	----	----

Eastern Ky.

■ Loss, ■ Non-Conf, S Site, H Home A Away N Neutral

Average RPI Win:	338	WON-LOST	WINNING	LAST 10	STRENGTH OF	OPP. STRENGTH	TEAM	ADJ.	CONF.	ADJ CONF.
Average RPI Loss:	137	RECORD	PCT. RANK	GAMES	SCHEDULE	OF SCHEDULE	RPI	RPI	RPI	RPI
DIV. I ONLY	2- 13	323	1- 9	146	239	296	296	30	30	
DIV. I NON-CONF.	1- 12	335	1- 9	68	159	282	282	30	30	

TOTALS	RPI 1-25	RPI 26-50	W-L RECORDS	RPI 51-100	RPI 101-150	RPI 150+				
2- 13	0- 0	0- 2	OVERALL	0- 2	0- 4	2- 5				
2- 4	0- 0	0- 0	HOME	0- 1	0- 0	2- 3				
0- 7	0- 0	0- 0	AWAY	0- 0	0- 1	0- 1				
0- 2	0- 0	0- 0	NEUTRAL	0- 0	0- 2	0- 0				
1- 12	0- 0	0- 2	NON-CONFERENCE	0- 2	0- 4	1- 4				
1- 3	0- 0	0- 0	HOME	0- 1	0- 0	1- 2				
0- 7	0- 0	0- 2	AWAY	0- 1	0- 2	0- 2				
0- 2	0- 0	0- 0	NEUTRAL	0- 0	0- 2	0- 0				
1- 1	0- 0	0- 0	CONFERENCE	0- 0	0- 0	1- 1				
1- 1	0- 0	0- 0	HOME	0- 0	0- 0	1- 1				
0- 0	0- 0	0- 0	AWAY	0- 0	0- 0	0- 0				
0- 0	0- 0	0- 0	NEUTRAL	0- 0	0- 0	0- 0				

RPI 1-25				RPI 26-50				RPI 51-100				RPI 101+				Team's RPI: 296	
RPI	S	Opponent	Score	RPI	S	Opponent	Score	RPI	S	Opponent	Score	RPI	S	Opponent	Score		
				33	A	DePaul	71 110	63	H	Drexel	52 73	102	N	Ole Miss	58 110		
				41	A	Michigan	36 105	93	A	Kansas	49 81	108	A	Delaware	49 84		
												129	N	Stetson	43 58		
												133	A	Temple	72 96		
												159	H	Robert Morris	42 65		
												184	H	La Salle	48 71		
												186	A	Florida	51 85		
												213	A	Fla. Atlantic	67 90		
												327	H	South Carolina St.	58 44		
												337	H	N.C. Central	67 74		
												349	H	Longwood	60 56		
LAST 12 Division I GAMES:																	
				337	H	N.C. Central	67 74	327	H	South Carolina St.	58 44						
				129	N	Stetson	43 58	108	A	Delaware	49 84						
				213	A	Fla. Atlantic	67 90	159	H	Robert Morris	42 65						
				186	A	Florida	51 85	63	H	Drexel	52 73						
				41	A	Michigan	36 105	349	H	Longwood	60 56						
				184	H	La Salle	48 71	93	A	Kansas	49 81						

Non-Div I Games:

Delaware St.

Average RPI Win:	278	WON-LOST	WINNING	LAST 10	STRENGTH OF	OPP. STRENGTH	TEAM	ADJ.	CONF.	ADJ CONF.
Average RPI Loss:	199	RECORD	PCT. RANK	GAMES	SCHEDULE	OF SCHEDULE	RPI	RPI	RPI	RPI
DIV. I ONLY	5- 7	219	4- 5	316	330	297	297	11	11	
DIV. I NON-CONF.	5- 4	146	5- 3	343	339	302	302	10	10	

TOTALS	RPI 1-25	RPI 26-50	W-L RECORDS	RPI 51-100	RPI 101-150	RPI 150+				
5- 7	0- 0	0- 0	OVERALL	0- 1	0- 2	5- 4				
4- 3	0- 0	0- 0	HOME	0- 1	0- 0	4- 2				
1- 4	0- 0	0- 0	AWAY	0- 0	0- 2	1- 2				
0- 0	0- 0	0- 0	NEUTRAL	0- 0	0- 0	0- 0				
5- 4	0- 0	0- 0	NON-CONFERENCE	0- 0	0- 1	5- 3				
4- 2	0- 0	0- 0	HOME	0- 0	0- 0	4- 2				
1- 2	0- 0	0- 0	AWAY	0- 0	0- 1	1- 1				
0- 0	0- 0	0- 0	NEUTRAL	0- 0	0- 0	0- 0				
0- 3	0- 0	0- 0	CONFERENCE	0- 1	0- 1	0- 1				
0- 1	0- 0	0- 0	HOME	0- 1	0- 0	0- 0				
0- 2	0- 0	0- 0	AWAY	0- 0	0- 1	0- 1				
0- 0	0- 0	0- 0	NEUTRAL	0- 0	0- 0	0- 0				

RPI 1-25				RPI 26-50				RPI 51-100				RPI 101+				Team's RPI: 297
RPI	S	Opponent	Score	RPI	S	Opponent	Score	RPI	S	Opponent	Score	RPI	S	Opponent	Score	
								74	H	IUPUI	46 82	110	A	Bradley	48 58	
												111	A	Cleveland St.	67 70	
												206	H	North Texas	70 67	
												236	H	Eastern Mich.	73 70	
												259	H	Santa Clara	36 45	
												272	A	Loyola Chicago	55 57	
												281	A	Youngstown St.	63 76	
												285	H	Indiana St.	55 46	
												286	H	Jackson St.	63 76	
												314	A	Fort Wayne	67 51	
												347	H	Evansville	96 77	

LAST 12 Division I GAMES:																
281	A	Youngstown St.	63 76	111	A	Cleveland St.	67 70									
74	H	IUPUI	46 82	110	A	Bradley	48 58									
272	A	Loyola Chicago	55 57	285	H	Indiana St.	55 46									
206	H	North Texas	70 67	259	H	Santa Clara	36 45									
347	H	Evansville	96 77	314	A	Fort Wayne	67 51									
236	H	Eastern Mich.	73 70	286	H	Jackson St.	63 76									

Non-Div I Games: Bethel (IN) 66 46 Ind.-Northwest 74 56

Average RPI Win: 333
Average RPI Loss: 170

WON-LOST
RECORD

WINNING
PCT. RANK

LAST 10
GAMES

STRENGTH OF
SCHEDULE

OPP. STRENGTH
OF SCHEDULE

TEAM
RPI

ADJ.
RPI

CONF.
RPI

ADJ CONF.
RPI

DIV. I ONLY	2- 11	306	2- 7	215	306	298	298	28	28
DIV. I NON-CONF.	1- 9	318	1- 7	94	300	294	294	28	28
<hr/>									
TOTALS	RPI 1-25	RPI 26-50	W-L RECORDS	RPI 51-100	RPI 101-150	RPI 150+			
2- 11	0- 0	0- 1	OVERALL	0- 2	0- 2	2- 6			
1- 3	0- 0	0- 1	HOME	0- 0	0- 0	1- 2			
1- 8	0- 0	0- 0	AWAY	0- 2	0- 2	1- 4			
0- 0	0- 0	0- 0	NEUTRAL	0- 0	0- 0	0- 0			
1- 9	0- 0	0- 1	NON-CONFERENCE	0- 2	0- 2	1- 4			
1- 2	0- 0	0- 1	HOME	0- 0	0- 0	1- 1			
0- 7	0- 0	0- 0	AWAY	0- 2	0- 2	0- 3			
0- 0	0- 0	0- 0	NEUTRAL	0- 0	0- 0	0- 0			
1- 2	0- 0	0- 0	CONFERENCE	0- 0	0- 0	1- 2			
0- 1	0- 0	0- 0	HOME	0- 0	0- 0	0- 1			
1- 1	0- 0	0- 0	AWAY	0- 0	0- 0	1- 1			
0- 0	0- 0	0- 0	NEUTRAL	0- 0	0- 0	0- 0			

RPI 1-25				RPI 26-50				RPI 51-100				RPI 101+				Team's RPI: 298	
RPI	S	Opponent	Score	RPI	S	Opponent	Score	RPI	S	Opponent	Score	RPI	S	Opponent	Score		
				34	H	Princeton	37 58	52	A	Virginia Tech	32 99	104	A	James Madison	45 68		
								54	A	Albany (NY)	44 89	133	A	Temple	36 70		
												174	H	New Hampshire	53 65		
												234	A	Stony Brook	50 69		
												235	A	Lafayette	52 70		
												255	H	Fairleigh Dickinson	64 74		
												289	A	Towson	42 64		
												302	A	Central Conn. St.	56 59		
												316	A	Bryant	75 66		
												349	H	Longwood	60 43		
LAST 12 Division I GAMES:																	
				302	A	Central Conn. St.	56 59	255	H	Fairleigh Dickinson	64 74						
				316	A	Bryant	75 66	234	A	Stony Brook	50 69						
				235	A	Lafayette	52 70	54	A	Albany (NY)	44 89						
				34	H	Princeton	37 58	174	H	New Hampshire	53 65						
				349	H	Longwood	60 43	133	A	Temple	36 70						
				289	A	Towson	42 64	104	A	James Madison	45 68						

Non-Div I Games: Staten Island 63 58

Wagner

Loss, Non-Conf, S Site, H Home A Away N Neutral

Average RPI Win:	225	WON-LOST	WINNING	LAST 10	STRENGTH OF	OPP. STRENGTH	TEAM	ADJ.	CONF.	ADJ CONF.
Average RPI Loss:	176	RECORD	PCT. RANK	GAMES	SCHEDULE	OF SCHEDULE	RPI	RPI	RPI	RPI
DIV. I ONLY	1- 13	338	1- 9	147	320	299	299	27	27	
DIV. I NON-CONF.	1- 10	327	1- 8	201	287	308	308	26	26	

TOTALS	RPI 1-25	RPI 26-50	W-L RECORDS	RPI 51-100	RPI 101-150	RPI 150+				
1- 13	0- 0	0- 1	OVERALL	0- 2	0- 3	1- 7				
0- 3	0- 0	0- 0	HOME	0- 0	0- 1	0- 2				
1- 9	0- 0	0- 1	AWAY	0- 2	0- 1	1- 5				
0- 1	0- 0	0- 0	NEUTRAL	0- 0	0- 1	0- 0				
1- 10	0- 0	0- 1	NON-CONFERENCE	0- 1	0- 3	1- 5				
0- 3	0- 0	0- 0	HOME	0- 0	0- 1	0- 2				
1- 6	0- 0	0- 1	AWAY	0- 1	0- 1	1- 3				
0- 1	0- 0	0- 0	NEUTRAL	0- 0	0- 1	0- 0				
0- 3	0- 0	0- 0	CONFERENCE	0- 1	0- 0	0- 2				
0- 0	0- 0	0- 0	HOME	0- 0	0- 0	0- 0				
0- 3	0- 0	0- 0	AWAY	0- 1	0- 0	0- 2				
0- 0	0- 0	0- 0	NEUTRAL	0- 0	0- 0	0- 0				

RPI 1-25				RPI 26-50				RPI 51-100				RPI 101+ Team's RPI: 299			
RPI	S	Opponent	Score	RPI	S	Opponent	Score	RPI	S	Opponent	Score	RPI	S	Opponent	Score
				44	A	LSU	56 84	82	A	Central Ark.	47 63	113	A	TCU	62 112
								98	A	Auburn	46 80	137	N	Kent St.	60 81
												141	H	Louisiana	56 68
												196	A	Cincinnati	43 82
												204	A	SFA	67 79
												225	A	Bethune-Cookman	60 58
												226	A	Akron	54 66
												231	A	Abilene Christian	80 86
												247	A	Grambling	52 61
												263	H	Alabama A&M	74 76
												301	H	Alcorn	77 84
LAST 12 Division I GAMES:															
				82	A	Central Ark.	47 63	231	A	Abilene Christian	80 86				
				204	A	SFA	67 79	247	A	Grambling	52 61				
				263	H	Alabama A&M	74 76	225	A	Bethune-Cookman	60 58				
				98	A	Auburn	46 80	137	N	Kent St.	60 81				
				141	H	Louisiana	56 68	226	A	Akron	54 66				
				113	A	TCU	62 112	196	A	Cincinnati	43 82				

Non-Div I Games:

Southeastern La.

Average RPI Win:	286	WON-LOST	WINNING	LAST 10	STRENGTH OF	OPP. STRENGTH	TEAM	ADJ.	CONF.	ADJ CONF.
Average RPI Loss:	164	RECORD	PCT. RANK	GAMES	SCHEDULE	OF SCHEDULE	RPI	RPI	RPI	RPI
DIV. I ONLY	1- 9	329	1- 8	96	339	300	300	27	27	
DIV. I NON-CONF.	1- 6	307	1- 6	41	347	269	269	26	26	

TOTALS	RPI 1-25	RPI 26-50	W-L RECORDS	RPI 51-100	RPI 101-150	RPI 150+				
1- 9	0- 0	0- 1	OVERALL	0- 2	0- 1	1- 5				
1- 4	0- 0	0- 0	HOME	0- 0	0- 1	1- 3				
0- 5	0- 0	0- 0	AWAY	0- 0	0- 0	0- 0				
0- 0	0- 0	0- 0	NEUTRAL	0- 0	0- 0	0- 0				
1- 6	0- 0	0- 1	NON-CONFERENCE	0- 1	0- 1	1- 3				
1- 3	0- 0	0- 0	HOME	0- 0	0- 1	1- 2				
0- 3	0- 0	0- 1	AWAY	0- 1	0- 0	0- 1				
0- 0	0- 0	0- 0	NEUTRAL	0- 0	0- 0	0- 0				
0- 3	0- 0	0- 0	CONFERENCE	0- 1	0- 0	0- 2				
0- 1	0- 0	0- 0	HOME	0- 0	0- 0	0- 1				
0- 2	0- 0	0- 0	AWAY	0- 1	0- 0	0- 1				
0- 0	0- 0	0- 0	NEUTRAL	0- 0	0- 0	0- 0				

RPI 1-25				RPI 26-50				RPI 51-100				RPI 101+ Team's RPI: 300			
RPI	S	Opponent	Score	RPI	S	Opponent	Score	RPI	S	Opponent	Score	RPI	S	Opponent	Score
44	A	LSU	58 71	64	A	Arkansas	54 65	125	H	Rice	50 79				
				82	A	Central Ark.	44 69	153	H	Texas St.	41 73				
								220	A	Southern Miss.	38 58				
								231	A	Abilene Christian	65 83				
								261	H	Incarnate Word	49 56				
								286	H	Jackson St.	74 68				
								294	H	Texas Southern	58 77				
LAST 12 Division I GAMES:															
82	A	Central Ark.	44 69	261	H	Incarnate Word	49 56								
231	A	Abilene Christian	65 83	294	H	Texas Southern	58 77								
44	A	LSU	58 71	125	H	Rice	50 79								
153	H	Texas St.	41 73	64	A	Arkansas	54 65								
220	A	Southern Miss.	38 58												
286	H	Jackson St.	74 68												

Non-Div I Games: Wiley 80 41 St. Thomas Houston 68 66

Sam Houston St.

A l c o r n

A
l
c
o
r
n

■ Loss, ■ Non-Conf, S Site, H Home A Away N Neutral

Average RPI Win: 298		WON-LOST RECORD		WINNING PCT. RANK		LAST 10 GAMES		STRENGTH OF SCHEDULE		OPP. STRENGTH OF SCHEDULE		TEAM RPI		ADJ. RPI		CONF. RPI		ADJ CONF. RPI	
DIV. I ONLY		1- 13		338		1- 9		109		263		302		302		28		28	
DIV. I NON-CONF.		0- 11		337		0- 9		22		242		263		263		28		28	
TOTALS		RPI 1-25		RPI 26-50		W-L RECORDS		RPI 51-100		RPI 101-150		RPI 150+							
1- 13		0- 0		0- 2		OVERALL		0- 4		0- 2		1- 5							
1- 5		0- 0		0- 0		HOME		0- 1		0- 2		1- 2							
0- 8		0- 0		0- 2		AWAY		0- 3		0- 0		0- 3							
0- 0		0- 0		0- 0		NEUTRAL		0- 0		0- 0		0- 0							
0- 11		0- 0		0- 2		NON-CONFERENCE		0- 4		0- 2		0- 3							
0- 4		0- 0		0- 0		HOME		0- 1		0- 2		0- 1							
0- 7		0- 0		0- 2		AWAY		0- 3		0- 0		0- 2							
0- 0		0- 0		0- 0		NEUTRAL		0- 0		0- 0		0- 0							
1- 2		0- 0		0- 0		CONFERENCE		0- 0		0- 0		1- 2							
1- 1		0- 0		0- 0		HOME		0- 0		0- 0		1- 1							
0- 1		0- 0		0- 0		AWAY		0- 0		0- 0		0- 1							
0- 0		0- 0		0- 0		NEUTRAL		0- 0		0- 0		0- 0							

RPI 1-25				RPI 26-50				RPI 51-100				RPI 101+ Team's RPI: 302			
RPI	S	Opponent	Score	RPI	S	Opponent	Score	RPI	S	Opponent	Score	RPI	S	Opponent	Score
				26	A	West Virginia	52 102	54	H	Albany (NY)	60 72	106	H	Brown	55 78
				50	A	Virginia	59 103	69	A	Penn St.	66 83	142	H	Yale	62 75
								76	A	Duquesne	58 83	209	H	Morgan St.	41 61
								85	A	Hartford	52 68	234	A	Stony Brook	55 60
												251	H	Mt. St. Mary's	56 68
												298	H	Wagner	59 56
												316	A	Bryant	50 66
												328	A	Vermont	48 62

LAST 12 Division I GAMES:															
				234	A	Stony Brook	55 60	316	A	Bryant	50 66				
				142	H	Yale	62 75	298	H	Wagner	59 56				
				85	A	Hartford	52 68	251	H	Mt. St. Mary's	56 68				
				76	A	Duquesne	58 83	328	A	Vermont	48 62				
				209	H	Morgan St.	41 61	69	A	Penn St.	66 83				
				54	H	Albany (NY)	60 72	106	H	Brown	55 78				

Non-Div I Games:

Central Conn. St.

Average RPI Win: 281
Average RPI Loss: 190

WON-LOST
RECORD

WINNING
PCT. RANK

LAST 10
GAMES

STRENGTH OF
SCHEDULE

OPP. STRENGTH
OF SCHEDULE

TEAM
RPI

ADJ.
RPI

CONF.
RPI

ADJ CONF.
RPI

DIV. I ONLY	4- 9	264	3- 7	317	246	303	303	28	28
DIV. I NON-CONF.	4- 7	226	4- 6	324	241	292	292	28	28

TOTALS	RPI 1-25	RPI 26-50	W-L RECORDS	RPI 51-100	RPI 101-150	RPI 150+			
4- 9	0- 0	0- 1	OVERALL	0- 0	0- 1	4- 7			
3- 1	0- 0	0- 0	HOME	0- 0	0- 0	3- 1			
1- 7	0- 0	0- 1	AWAY	0- 0	0- 1	1- 5			
0- 1	0- 0	0- 0	NEUTRAL	0- 0	0- 0	0- 1			
4- 7	0- 0	0- 1	NON-CONFERENCE	0- 0	0- 1	4- 5			
3- 1	0- 0	0- 0	HOME	0- 0	0- 0	3- 1			
1- 5	0- 0	0- 1	AWAY	0- 0	0- 1	1- 3			
0- 1	0- 0	0- 0	NEUTRAL	0- 0	0- 0	0- 1			
0- 2	0- 0	0- 0	CONFERENCE	0- 0	0- 0	0- 2			
0- 0	0- 0	0- 0	HOME	0- 0	0- 0	0- 0			
0- 2	0- 0	0- 0	AWAY	0- 0	0- 0	0- 2			
0- 0	0- 0	0- 0	NEUTRAL	0- 0	0- 0	0- 0			

RPI 1-25				RPI 26-50				RPI 51-100				RPI 101+ Team's RPI: 303			
RPI	S	Opponent	Score	RPI	S	Opponent	Score	RPI	S	Opponent	Score	RPI	S	Opponent	Score
				39	A	St. John's (NY)	49 73					103	A	Seton Hall	50 84
												161	A	Saint Francis (PA)	75 90
												194	H	Army West Point	73 52
												213	A	Fla. Atlantic	60 80
												216	N	Norfolk St.	51 52
												240	A	Manhattan	54 57
												241	H	Morehead St.	59 73
												244	A	Howard	69 72
												257	A	LIU Brooklyn	59 61
												260	H	Loyola Maryland	64 47
												329	H	Iona	72 63
												342	A	Saint Peter's	64 49
LAST 12 Division I GAMES:															
244	A	Howard	69 72	161	A	Saint Francis (PA)	75 90								
260	H	Loyola Maryland	64 47	257	A	LIU Brooklyn	59 61								
103	A	Seton Hall	50 84	241	H	Morehead St.	59 73								
342	A	Saint Peter's	64 49	329	H	Iona	72 63								
216	N	Norfolk St.	51 52	240	A	Manhattan	54 57								
213	A	Fla. Atlantic	60 80	194	H	Army West Point	73 52								

Non-Div I Games:

St. Francis Brooklyn

Loss, Non-Conf, S Site, H Home A Away N Neutral

Average RPI Win:	282	WON-LOST	WINNING	LAST 10	STRENGTH OF	OPP. STRENGTH	TEAM	ADJ.	CONF.	ADJ CONF.
Average RPI Loss:	208	RECORD	PCT. RANK	GAMES	SCHEDULE	OF SCHEDULE	RPI	RPI	RPI	RPI
DIV. I ONLY	5- 9	244	3- 6	329	298	304	304	22	22	
DIV. I NON-CONF.	4- 8	239	3- 6	335	308	314	314	23	23	

TOTALS	RPI 1-25	RPI 26-50	W-L RECORDS	RPI 51-100	RPI 101-150	RPI 150+				
5- 9	0- 0	0- 0	OVERALL	0- 0	0- 1	5- 8				
3- 3	0- 0	0- 0	HOME	0- 0	0- 1	3- 2				
2- 5	0- 0	0- 0	AWAY	0- 0	0- 0	2- 5				
0- 1	0- 0	0- 0	NEUTRAL	0- 0	0- 0	0- 1				
4- 8	0- 0	0- 0	NON-CONFERENCE	0- 0	0- 1	4- 7				
2- 2	0- 0	0- 0	HOME	0- 0	0- 1	2- 1				
2- 5	0- 0	0- 0	AWAY	0- 0	0- 0	2- 5				
0- 1	0- 0	0- 0	NEUTRAL	0- 0	0- 0	0- 1				
1- 1	0- 0	0- 0	CONFERENCE	0- 0	0- 0	1- 1				
1- 1	0- 0	0- 0	HOME	0- 0	0- 0	1- 1				
0- 0	0- 0	0- 0	AWAY	0- 0	0- 0	0- 0				
0- 0	0- 0	0- 0	NEUTRAL	0- 0	0- 0	0- 0				

RPI 1-25				RPI 26-50				RPI 51-100				RPI 101+ Team's RPI: 304			
RPI	S	Opponent	Score	RPI	S	Opponent	Score	RPI	S	Opponent	Score	RPI	S	Opponent	Score
												136	H	UTEP	91 92
												164	A	Pacific	65 81
												176	A	Idaho	60 80
												188	N	Oral Roberts	50 60
												203	H	Hawaii	69 57
												208	H	CSUN	68 70
												227	H	Denver	58 83
												246	A	CSU Bakersfield	43 55
												258	A	Montana	47 68
												259	A	Santa Clara	73 69
												267	A	San Diego St.	58 59
												270	H	UTSA	55 46
												338	A	Utah Valley	73 36
												340	H	Portland	66 61
LAST 12 Division I GAMES:															
270	H	UTSA	55 46	208	H	CSUN	68 70								
176	A	Idaho	60 80	203	H	Hawaii	69 57								
188	N	Oral Roberts	50 60	136	H	UTEP	91 92								
258	A	Montana	47 68	338	A	Utah Valley	73 36								
227	H	Denver	58 83	246	A	CSU Bakersfield	43 55								
340	H	Portland	66 61	267	A	San Diego St.	58 59								

Non-Div I Games: Antelope Valley 74 48

Cal St. Fullerton

Average RPI Win:	0	WON-LOST	WINNING	LAST 10	STRENGTH OF	OPP. STRENGTH	TEAM	ADJ.	CONF.	ADJ CONF.
Average RPI Loss:	166	RECORD	PCT. RANK	GAMES	SCHEDULE	OF SCHEDULE	RPI	RPI	RPI	RPI
DIV. I ONLY	0- 13	342	0- 9	71	297	305	305	17	17	
DIV. I NON-CONF.	0- 10	337	0- 8	112	310	323	323	18	18	

TOTALS	RPI 1-25	RPI 26-50	W-L RECORDS	RPI 51-100	RPI 101-150	RPI 150+				
0- 13	0- 1	0- 1	OVERALL	0- 1	0- 3	0- 7				
0- 7	0- 1	0- 1	HOME	0- 1	0- 0	0- 4				
0- 6	0- 0	0- 0	AWAY	0- 0	0- 3	0- 3				
0- 0	0- 0	0- 0	NEUTRAL	0- 0	0- 0	0- 0				
0- 10	0- 1	0- 0	NON-CONFERENCE	0- 1	0- 2	0- 6				
0- 5	0- 1	0- 0	HOME	0- 1	0- 0	0- 3				
0- 5	0- 0	0- 0	AWAY	0- 0	0- 2	0- 3				
0- 0	0- 0	0- 0	NEUTRAL	0- 0	0- 0	0- 0				
0- 3	0- 0	0- 1	CONFERENCE	0- 0	0- 1	0- 1				
0- 2	0- 0	0- 1	HOME	0- 0	0- 0	0- 1				
0- 1	0- 0	0- 0	AWAY	0- 0	0- 1	0- 0				
0- 0	0- 0	0- 0	NEUTRAL	0- 0	0- 0	0- 0				

RPI 1-25				RPI 26-50				RPI 51-100				RPI 101+ Team's RPI: 305			
RPI	S	Opponent	Score	RPI	S	Opponent	Score	RPI	S	Opponent	Score	RPI	S	Opponent	Score
9	H	Louisville	50 62	47	H	New Mexico	59 88	87	H	Colorado	43 68	101	A	Navy	64 71
												131	A	SIUE	40 76
												134	A	Nevada	60 70
												172	A	Weber St.	52 62
												194	H	Army West Point	59 65
												195	H	Fresno St.	58 64
												214	H	Eastern Wash.	63 65
												227	H	Denver	54 75
												312	A	FIU	69 70
												338	A	Utah Valley	56 59
LAST 12 Division I GAMES:															
87	H	Colorado	43 68	134	A	Nevada	60 70	195	H	Fresno St.	58 64	47	H	New Mexico	59 88
172	A	Weber St.	52 62	47	H	New Mexico	59 88	9	H	Louisville	50 62	131	A	SIUE	40 76
338	A	Utah Valley	56 59	9	H	Louisville	50 62	101	A	Navy	64 71	131	A	SIUE	40 76
194	H	Army West Point	59 65	101	A	Navy	64 71	214	H	Eastern Wash.	63 65	131	A	SIUE	40 76
101	A	Navy	64 71	214	H	Eastern Wash.	63 65								
312	A	FIU	69 70												

Non-Div I Games: Colo. Christian 66 68

Air Force

C
o
r
n
e
l
l

C
o
r
n
e
l
l

Cornel I

Average RPI Win:	288	WON-LOST	WINNING	LAST 10	STRENGTH OF	OPP. STRENGTH	TEAM	ADJ.	CONF.	ADJ CONF.
Average RPI Loss:	169	RECORD	PCT. RANK	GAMES	SCHEDULE	OF SCHEDULE	RPI	RPI	RPI	RPI
DIV. I ONLY	2- 12	318	1- 9	191	284	307	307	30	30	
DIV. I NON-CONF.	1- 11	331	1- 9	150	262	305	305	30	30	

TOTALS	RPI 1-25	RPI 26-50	W-L RECORDS	RPI 51-100	RPI 101-150	RPI 150+				
2- 12	0- 3	0- 1	OVERALL	0- 0	0- 1	2- 7				
2- 1	0- 1	0- 0	HOME	0- 0	0- 0	2- 0				
0- 9	0- 0	0- 0	AWAY	0- 0	0- 0	0- 2				
0- 2	0- 1	0- 0	NEUTRAL	0- 0	0- 0	0- 1				
1- 11	0- 3	0- 1	NON-CONFERENCE	0- 0	0- 1	1- 6				
1- 1	0- 1	0- 0	HOME	0- 0	0- 0	1- 0				
0- 8	0- 1	0- 1	AWAY	0- 0	0- 1	0- 5				
0- 2	0- 1	0- 0	NEUTRAL	0- 0	0- 0	0- 1				
1- 1	0- 0	0- 0	CONFERENCE	0- 0	0- 0	1- 1				
1- 0	0- 0	0- 0	HOME	0- 0	0- 0	1- 0				
0- 1	0- 0	0- 0	AWAY	0- 0	0- 0	0- 1				
0- 0	0- 0	0- 0	NEUTRAL	0- 0	0- 0	0- 0				

RPI 1-25				RPI 26-50				RPI 51-100				RPI 101+ Team's RPI: 307			
RPI	S	Opponent	Score	RPI	S	Opponent	Score	RPI	S	Opponent	Score	RPI	S	Opponent	Score
15	N	Missouri	50 73	26	A	West Virginia	43 101					138	A	Middle Tenn.	39 69
20	A	Baylor	54 100									180	A	Charlotte	49 78
24	H	Maryland	49 113									204	A	SFA	59 72
												216	A	Norfolk St.	57 71
												240	N	Manhattan	56 74
												251	H	Mt. St. Mary's	68 54
												315	A	Old Dominion	67 75
												322	A	Charleston So.	58 72
												323	A	VCU	47 62
												324	H	Savannah St.	66 57
LAST 12 Division I GAMES:															
26	A	West Virginia	43 101	324	H	Savannah St.	66 57								
138	A	Middle Tenn.	39 69	216	A	Norfolk St.	57 71								
180	A	Charlotte	49 78	24	H	Maryland	49 113								
315	A	Old Dominion	67 75	323	A	VCU	47 62								
240	N	Manhattan	56 74	322	A	Charleston So.	58 72								
15	N	Missouri	50 73	251	H	Mt. St. Mary's	68 54								

Non-Div I Games:

Coppin St.

Average RPI		Win: 310	WON-LOST RECORD	WINNING PCT. RANK	LAST 10 GAMES	STRENGTH OF SCHEDULE	OPP. STRENGTH OF SCHEDULE	TEAM RPI	ADJ. RPI	CONF. RPI	ADJ CONF. RPI
DIV. I ONLY			4- 11	282	2- 8	295	171	308	308	4	4
DIV. I NON-CONF.			4- 7	226	2- 6	346	297	341	341	4	4

TOTALS		RPI 1-25		RPI 26-50		W-L RECORDS	RPI 51-100	RPI 101-150		RPI 150+	
4- 11		0- 1		0- 1		OVERALL	0- 2	0- 2		4- 5	
3- 5		0- 1		0- 1		HOME	0- 0	0- 0		3- 3	
1- 5		0- 0		0- 0		AWAY	0- 2	0- 1		1- 2	
0- 1		0- 0		0- 0		NEUTRAL	0- 0	0- 1		0- 0	
4- 7		0- 0		0- 0		NON-CONFERENCE	0- 0	0- 2		4- 5	
3- 3		0- 0		0- 0		HOME	0- 0	0- 0		3- 3	
1- 3		0- 0		0- 0		AWAY	0- 0	0- 1		1- 2	
0- 1		0- 0		0- 0		NEUTRAL	0- 0	0- 1		0- 0	
0- 4		0- 1		0- 1		CONFERENCE	0- 2	0- 0		0- 0	
0- 2		0- 1		0- 1		HOME	0- 0	0- 0		0- 0	
0- 2		0- 0		0- 0		AWAY	0- 2	0- 0		0- 0	
0- 0		0- 0		0- 0		NEUTRAL	0- 0	0- 0		0- 0	

RPI	S	Opponent	Score	RPI	S	Opponent	Score	RPI	S	Opponent	Score	RPI	S	Opponent	Score	Team's RPI: 308
25	H	Cal i forn i a	51 53	27	H	Stanford	46 61	51	A	Utah	55 89	113	N	TCU	59 68	
								87	A	Col orado	60 79	120	A	Loyol a Marymount	70 84	
												203	H	Hawai i	60 65	
												208	A	CSUN	63 66	
												264	H	New Mexico St.	83 44	
												267	H	San Diego St.	67 78	
												318	A	Northern Ari z.	66 84	
												321	A	Utah St.	65 49	
												326	H	Southern Utah	76 74	
												329	H	Iona	71 58	
												332	H	Long Beach St.	72 80	

LAST 12 Division I GAMES:																
326	H	Southern Utah	76 74	25	H	Cal i forn i a	51 53	51	A	Utah	55 89	113	N	TCU	59 68	
203	H	Hawai i	60 65	27	H	Stanford	46 61	87	A	Col orado	60 79					
264	H	New Mexico St.	83 44					51	A	Utah	55 89					
318	A	Northern Ari z.	66 84					208	A	CSUN	63 66					
267	H	San Diego St.	67 78													
332	H	Long Beach St.	72 80													

Non-Div I Games:

Ari zona

Average RPI Win:	0	WON-LOST	WINNING	LAST 10	STRENGTH OF	OPP. STRENGTH	TEAM	ADJ.	CONF.	ADJ CONF.
Average RPI Loss:	138	RECORD	PCT. RANK	GAMES	SCHEDULE	OF SCHEDULE	RPI	RPI	RPI	RPI
DIV. I ONLY	0- 15	342	0- 10	123	145	309	309	11	11	
DIV. I NON-CONF.	0- 11	337	0- 8	81	107	298	298	10	10	

TOTALS	RPI 1-25	RPI 26-50	W-L RECORDS	RPI 51-100	RPI 101-150	RPI 150+				
0- 15	0- 0	0- 2	OVERALL	0- 4	0- 4	0- 5				
0- 7	0- 0	0- 2	HOME	0- 2	0- 0	0- 3				
0- 6	0- 0	0- 0	AWAY	0- 2	0- 3	0- 1				
0- 2	0- 0	0- 0	NEUTRAL	0- 0	0- 1	0- 1				
0- 11	0- 0	0- 2	NON-CONFERENCE	0- 3	0- 3	0- 3				
0- 5	0- 0	0- 2	HOME	0- 1	0- 0	0- 2				
0- 4	0- 0	0- 0	AWAY	0- 2	0- 2	0- 0				
0- 2	0- 0	0- 0	NEUTRAL	0- 0	0- 1	0- 1				
0- 4	0- 0	0- 0	CONFERENCE	0- 1	0- 1	0- 2				
0- 2	0- 0	0- 0	HOME	0- 1	0- 0	0- 1				
0- 2	0- 0	0- 0	AWAY	0- 0	0- 1	0- 1				
0- 0	0- 0	0- 0	NEUTRAL	0- 0	0- 0	0- 0				

RPI	S	Opponent	Score	RPI	S	Opponent	Score	RPI	S	Opponent	Score	RPI	S	Opponent	Score	Team's RPI: 309
40	H	Michigan St.	60 97	68	A	Western Mich.	62 74	111	A	Cleveland St.	50 75	122	N	Clemson	44 72	
41	H	Michigan	50 86	80	H	Toledo	64 81	130	A	Illinois	65 73	137	A	Kent St.	74 82	
				84	H	Wright St.	60 88	155	H	Bowling Green	81 85	206	N	North Texas	57 63	
				99	A	Miami (OH)	64 91	236	H	Eastern Mich.	76 78	273	H	Northern Ky.	67 78	
								281	A	Youngstown St.	59 76					

LAST 12 Division I GAMES:																
80	H	Toledo	64 81	84	H	Wright St.	60 88									
236	H	Eastern Mich.	76 78	273	H	Northern Ky.	67 78									
130	A	Illinois	65 73	111	A	Cleveland St.	50 75									
68	A	Western Mich.	62 74	281	A	Youngstown St.	59 76									
41	H	Michigan	50 86	206	N	North Texas	57 63									
137	A	Kent St.	74 82	122	N	Clemson	44 72									

Non-Div I Games:

Detroit Mercy

Average RPI Win:	343	WON-LOST	WINNING	LAST 10	STRENGTH OF	OPP. STRENGTH	TEAM	ADJ.	CONF.	ADJ CONF.
Average RPI Loss:	179	RECORD	PCT. RANK	GAMES	SCHEDULE	OF SCHEDULE	RPI	RPI	RPI	RPI
DIV. I ONLY	1- 10	331	1- 8	197	317	310	310	27	27	
DIV. I NON-CONF.	1- 6	307	1- 5	79	247	238	238	26	26	

TOTALS	RPI 1-25	RPI 26-50	W-L RECORDS	RPI 51-100	RPI 101-150	RPI 150+				
1- 10	0- 1	0- 0	OVERALL	0- 1	0- 2	1- 6				
0- 4	0- 0	0- 0	HOME	0- 0	0- 0	0- 4				
1- 5	0- 0	0- 0	AWAY	0- 0	0- 1	1- 0				
0- 1	0- 0	0- 0	NEUTRAL	0- 0	0- 0	0- 1				
1- 6	0- 1	0- 0	NON-CONFERENCE	0- 1	0- 2	1- 2				
0- 1	0- 0	0- 0	HOME	0- 0	0- 0	0- 1				
1- 4	0- 1	0- 0	AWAY	0- 1	0- 2	1- 0				
0- 1	0- 0	0- 0	NEUTRAL	0- 0	0- 0	0- 1				
0- 4	0- 0	0- 0	CONFERENCE	0- 0	0- 0	0- 4				
0- 3	0- 0	0- 0	HOME	0- 0	0- 0	0- 3				
0- 1	0- 0	0- 0	AWAY	0- 0	0- 0	0- 1				
0- 0	0- 0	0- 0	NEUTRAL	0- 0	0- 0	0- 0				

RPI 1-25				RPI 26-50				RPI 51-100				RPI 101+				Team's RPI: 310	
RPI	S	Opponent	Score	RPI	S	Opponent	Score	RPI	S	Opponent	Score	RPI	S	Opponent	Score		
4	A	Texas	44 68					53	A	Oklahoma St.	44 78	102	A	Ole Miss	44 75		
												113	A	TCU	51 89		
												204	H	SFA	62 70		
												220	H	Southern Miss.	59 71		
												249	H	Nicholls St.	63 79		
												271	H	A&M-Corpus Christi	56 62		
												283	A	McNeese	67 72		
												294	N	Texas Southern	43 56		
												343	A	La. -Monroe	70 48		

LAST 12 Division I GAMES:																	
113	A	TCU	51 89	204	H	SFA	62 70										
4	A	Texas	44 68	271	H	A&M-Corpus Christi	56 62										
294	N	Texas Southern	43 56	283	A	McNeese	67 72										
343	A	La. -Monroe	70 48	249	H	Nicholls St.	63 79										
220	H	Southern Miss.	59 71	102	A	Ole Miss	44 75										
53	A	Oklahoma St.	44 78														

Non-Div I Games: LeTourneau 82 39 LSU-Shreveport 62 42 LSU-Alexandria 85 55 Central Baptist 87 22 Northwestern St.

Average RPI Win:	337	WON-LOST	WINNING	LAST 10	STRENGTH OF	OPP. STRENGTH	TEAM	ADJ.	CONF.	ADJ CONF.
Average RPI Loss:	178	RECORD	PCT. RANK	GAMES	SCHEDULE	OF SCHEDULE	RPI	RPI	RPI	RPI

DIV. I ONLY	3- 10	290	3- 5	257	341	311	311	20	20
DIV. I NON-CONF.	2- 10	300	2- 6	205	340	328	328	20	20

TOTALS	RPI 1-25	RPI 26-50	W-L RECORDS	RPI 51-100	RPI 101-150	RPI 150+			
3- 10	0- 0	0- 0	OVERALL	0- 2	0- 3	3- 5			
2- 4	0- 0	0- 0	HOME	0- 0	0- 1	2- 3			
1- 6	0- 0	0- 0	AWAY	0- 2	0- 2	1- 2			
0- 0	0- 0	0- 0	NEUTRAL	0- 0	0- 0	0- 0			
2- 10	0- 0	0- 0	NON-CONFERENCE	0- 2	0- 3	2- 5			
2- 4	0- 0	0- 0	HOME	0- 0	0- 1	2- 3			
0- 6	0- 0	0- 0	AWAY	0- 2	0- 2	0- 2			
0- 0	0- 0	0- 0	NEUTRAL	0- 0	0- 0	0- 0			
1- 0	0- 0	0- 0	CONFERENCE	0- 0	0- 0	1- 0			
0- 0	0- 0	0- 0	HOME	0- 0	0- 0	0- 0			
1- 0	0- 0	0- 0	AWAY	0- 0	0- 0	1- 0			
0- 0	0- 0	0- 0	NEUTRAL	0- 0	0- 0	0- 0			

RPI S Opponent	Score	RPI S Opponent	Score	RPI S Opponent	Score	RPI S Opponent	Score	Team's RPI: 311
				52 A Virginia Tech	56 87	116 A Gardner-Webb	39 60	
				53 A Oklahoma St.	71 108	135 H Furman	59 80	
						140 A William & Mary	63 83	
						187 H Omaha	66 69	
						252 A East Carolina	53 66	
						269 A Campbell	49 69	
						288 H UNC Asheville	70 76	
						290 H Presbyterian	69 83	
						327 H South Carolina St.	63 44	
						337 H N.C. Central	66 61	
						346 A NJIT	95 57	

LAST 12 Division I GAMES:								
140 A William & Mary	63 83	346 A NJIT	95 57					
135 H Furman	59 80	337 H N.C. Central	66 61					
116 A Gardner-Webb	39 60	53 A Oklahoma St.	71 108					
187 H Omaha	66 69	288 H UNC Asheville	70 76					
269 A Campbell	49 69	327 H South Carolina St.	63 44					
52 A Virginia Tech	56 87	290 H Presbyterian	69 83					

Non-Div I Games: Brevard 109 39 Converse 71 51 Bob Jones 79 45

Average RPI Win:	318	WON-LOST	WINNING	LAST 10	STRENGTH OF	OPP. STRENGTH	TEAM	ADJ.	CONF.	ADJ CONF.
Average RPI Loss:	159	RECORD	PCT. RANK	GAMES	SCHEDULE	OF SCHEDULE	RPI	RPI	RPI	RPI
DIV. I ONLY	4- 11	282	3- 7	239	278	312	312	18	18	
DIV. I NON-CONF.	3- 10	285	3- 7	252	254	322	322	19	19	

TOTALS	RPI 1-25	RPI 26-50	W-L RECORDS	RPI 51-100	RPI 101-150	RPI 150+				
4- 11	0- 1	0- 1	OVERALL	0- 1	0- 3	4- 5				
4- 7	0- 1	0- 1	HOME	0- 0	0- 2	4- 3				
0- 4	0- 0	0- 0	AWAY	0- 1	0- 1	0- 2				
0- 0	0- 0	0- 0	NEUTRAL	0- 0	0- 0	0- 0				
3- 10	0- 1	0- 1	NON-CONFERENCE	0- 1	0- 2	3- 5				
3- 6	0- 1	0- 1	HOME	0- 0	0- 1	3- 3				
0- 4	0- 0	0- 0	AWAY	0- 1	0- 1	0- 2				
0- 0	0- 0	0- 0	NEUTRAL	0- 0	0- 0	0- 0				
1- 1	0- 0	0- 0	CONFERENCE	0- 0	0- 1	1- 0				
1- 1	0- 0	0- 0	HOME	0- 0	0- 1	1- 0				
0- 0	0- 0	0- 0	AWAY	0- 0	0- 0	0- 0				
0- 0	0- 0	0- 0	NEUTRAL	0- 0	0- 0	0- 0				

RPI 1-25				RPI 26-50				RPI 51-100				RPI 101+				Team's RPI: 312
RPI	S	Opponent	Score	RPI	S	Opponent	Score	RPI	S	Opponent	Score	RPI	S	Opponent	Score	
22	H	FGCU	52 88	30	H	South Fla.	52 82	88	A	Miami (FL)	69 77	122	H	Clemson	65 67	
												136	H	UTEP	76 77	
												144	A	Georgetown	56 77	
												209	A	Morgan St.	51 62	
												225	H	Bethune-Cookman	59 77	
												244	A	Howard	62 69	
												263	H	Alabama A&M	51 58	
												266	H	North Dakota St.	68 71	
												305	H	Air Force	70 69	
												317	H	Marshall	67 54	
												322	H	Charleston So.	77 70	
												328	H	Vermont	80 70	

LAST 12 Division I GAMES:																
				30	H	South Fla.	52 82	317	H	Marshall	67 54					
				209	A	Morgan St.	51 62	136	H	UTEP	76 77					
				244	A	Howard	62 69	328	H	Vermont	80 70					
				144	A	Georgetown	56 77	122	H	Clemson	65 67					
				322	H	Charleston So.	77 70	266	H	North Dakota St.	68 71					
				263	H	Alabama A&M	51 58	305	H	Air Force	70 69					

Non-Div I Games:

FIU

Average RPI Win:	238	WON-LOST	WINNING	LAST 10	STRENGTH OF	OPP. STRENGTH	TEAM	ADJ.	CONF.	ADJ CONF.
Average RPI Loss:	204	RECORD	PCT. RANK	GAMES	SCHEDULE	OF SCHEDULE	RPI	RPI	RPI	RPI
DIV. I ONLY	3- 12	297	1- 9	280	313	313	313	25	25	
DIV. I NON-CONF.	2- 9	295	0- 8	172	312	289	289	25	25	

TOTALS	RPI 1-25	RPI 26-50	W-L RECORDS	RPI 51-100	RPI 101-150	RPI 150+				
3- 12	0- 0	0- 1	OVERALL	0- 1	0- 1	3- 9				
1- 5	0- 0	0- 0	HOME	0- 0	0- 0	1- 5				
2- 6	0- 0	0- 0	AWAY	0- 1	0- 0	2- 0				
0- 1	0- 0	0- 0	NEUTRAL	0- 0	0- 1	0- 0				
2- 9	0- 0	0- 1	NON-CONFERENCE	0- 1	0- 1	2- 6				
1- 4	0- 0	0- 0	HOME	0- 0	0- 0	1- 4				
1- 4	0- 0	0- 1	AWAY	0- 1	0- 0	1- 2				
0- 1	0- 0	0- 0	NEUTRAL	0- 0	0- 1	0- 0				
1- 3	0- 0	0- 0	CONFERENCE	0- 0	0- 0	1- 3				
0- 1	0- 0	0- 0	HOME	0- 0	0- 0	0- 1				
1- 2	0- 0	0- 0	AWAY	0- 0	0- 0	1- 2				
0- 0	0- 0	0- 0	NEUTRAL	0- 0	0- 0	0- 0				

RPI	S	Opponent	Score	RPI	S	Opponent	Score	RPI	S	Opponent	Score	RPI	S	Opponent	Score	Team's RPI: 313
38	A	Buffalo	47 73	99	A	Miami (OH)	47 72	138	N	Middle Tenn.	45 55	151	A	Bucknell	57 76	
								155	A	Bowling Green	71 57	173	H	Oakland	48 83	
								229	H	St. Bonaventure	71 69	240	A	Manhattan	39 58	
								241	H	Morehead St.	52 76	243	H	Colgate	63 70	
								245	H	Fairfield	52 56	277	A	UTRGV	46 63	
								293	A	Rider	54 70	306	H	Cornell	59 67	
								329	A	Iona	53 49					
LAST 12 Division I GAMES:																
277	A	UTRGV	46 63	293	A	Rider	54 70									
241	H	Morehead St.	52 76	240	A	Manhattan	39 58									
38	A	Buffalo	47 73	329	A	Iona	53 49									
99	A	Miami (OH)	47 72	245	H	Fairfield	52 56									
173	H	Oakland	48 83	138	N	Middle Tenn.	45 55									
151	A	Bucknell	57 76	306	H	Cornell	59 67									

Non-Div I Games:

Canisius

Average RPI Win: 307
Average RPI Loss: 166

WON-LOST
RECORD

WINNING
PCT. RANK

LAST 10
GAMES

STRENGTH OF
SCHEDULE

OPP. STRENGTH
OF SCHEDULE

TEAM
RPI

ADJ.
RPI

CONF.
RPI

ADJ CONF.
RPI

DIV. I ONLY	2- 11	306	1- 8	186	315	314	314	14	14
DIV. I NON-CONF.	2- 8	290	1- 6	228	285	313	313	14	14
<hr/>									
TOTALS	RPI 1-25	RPI 26-50	W-L RECORDS	RPI 51-100	RPI 101-150	RPI 150+			
2- 11	0- 0	0- 1	OVERALL	0- 2	0- 3	2- 5			
2- 5	0- 0	0- 0	HOME	0- 1	0- 1	2- 3			
0- 6	0- 0	0- 1	AWAY	0- 1	0- 2	0- 2			
0- 0	0- 0	0- 0	NEUTRAL	0- 0	0- 0	0- 0			
2- 8	0- 0	0- 1	NON-CONFERENCE	0- 2	0- 2	2- 3			
2- 2	0- 0	0- 0	HOME	0- 1	0- 0	2- 1			
0- 6	0- 0	0- 1	AWAY	0- 1	0- 2	0- 2			
0- 0	0- 0	0- 0	NEUTRAL	0- 0	0- 0	0- 0			
0- 3	0- 0	0- 0	CONFERENCE	0- 0	0- 1	0- 2			
0- 3	0- 0	0- 0	HOME	0- 0	0- 1	0- 2			
0- 0	0- 0	0- 0	AWAY	0- 0	0- 0	0- 0			
0- 0	0- 0	0- 0	NEUTRAL	0- 0	0- 0	0- 0			

RPI 1-25	RPI 26-50	RPI 51-100	RPI 101+	Team's RPI: 314
RPI S Opponent Score	RPI S Opponent Score	RPI S Opponent Score	RPI S Opponent Score	
	41 Mi chi gan 45 77	71 Bel mont 42 74 91 Mi l waukee 48 60	121 Western Ill. 64 100 124 Xavi er 50 62 130 Illi noi s 50 64 188 Oral Roberts 48 73 227 Denver 55 73 256 Val parai so 50 68 272 Loyol a Chi cago 79 70 280 Coastal Caro. 58 67 297 Ill. -Chi cago 51 67 341 Eastern Ill. 93 77	
LAST 12 Division I GAMES:				
91 Mi l waukee 48 60	227 Denver 55 73			
341 Eastern Ill. 93 77	188 Oral Roberts 48 73			
280 Coastal Caro. 58 67	121 Western Ill. 64 100			
124 Xavi er 50 62	256 Val parai so 50 68			
297 Ill. -Chi cago 51 67	41 Mi chi gan 45 77			
71 Bel mont 42 74	272 Loyol a Chi cago 79 70			

Non-Div I Games:

Quincy

73 72

Maryville (MO)

70

76

Findlay

55

75

Fort Wayne

Loss, Non-Conf, S Site, Home Away N Neutral

Average RPI Win:	317	WON-LOST	WINNING	LAST 10	STRENGTH OF	OPP. STRENGTH	TEAM	ADJ.	CONF.	ADJ CONF.
Average RPI Loss:	158	RECORD	PCT. RANK	GAMES	SCHEDULE	OF SCHEDULE	RPI	RPI	RPI	RPI

DIV. I ONLY	2- 13	323	2- 8	161	305	315	315	18	18
DIV. I NON-CONF.	2- 11	305	2- 8	197	304	321	321	19	19

TOTALS	RPI 1-25	RPI 26-50	W-L RECORDS	RPI 51-100	RPI 101-150	RPI 150+			
2- 13	0- 0	0- 2	OVERALL	0- 0	0- 4	2- 7			
2- 7	0- 0	0- 2	HOME	0- 0	0- 2	2- 3			
0- 3	0- 0	0- 0	AWAY	0- 0	0- 2	0- 1			
0- 3	0- 0	0- 0	NEUTRAL	0- 0	0- 0	0- 3			
2- 11	0- 0	0- 2	NON-CONFERENCE	0- 0	0- 3	2- 6			
2- 5	0- 0	0- 2	HOME	0- 0	0- 1	2- 2			
0- 3	0- 0	0- 0	AWAY	0- 0	0- 2	0- 1			
0- 3	0- 0	0- 0	NEUTRAL	0- 0	0- 0	0- 3			
0- 2	0- 0	0- 0	CONFERENCE	0- 0	0- 1	0- 1			
0- 2	0- 0	0- 0	HOME	0- 0	0- 1	0- 1			
0- 0	0- 0	0- 0	AWAY	0- 0	0- 0	0- 0			
0- 0	0- 0	0- 0	NEUTRAL	0- 0	0- 0	0- 0			

RPI	S	Opponent	Score	RPI	S	Opponent	Score	RPI	S	Opponent	Score	RPI	S	Opponent	Score
29	H	Duke	51 84	36	H	NC State	56 73	107	H	UAB	61 74	115	A	George Mason	53 66
								140	A	William & Mary	58 75	148	H	Liberty	55 63
								161	N	Saint Francis (PA)	68 79	173	N	Oakland	59 80
								180	H	Charlotte	60 63	196	H	Cincinnati	33 54
								212	H	Richmond	45 54	231	N	Abilene Christian	60 74
								307	H	Coppin St.	75 67	323	A	VCU	39 68
								327	H	South Carolina St.	52 35				

Team's RPI: 315															
LAST 12 Division I GAMES:															
140	A	William & Mary	58 75	180	H	Charlotte	60 63	107	H	UAB	61 74	327	H	South Carolina St.	52 35
323	A	VCU	39 68	231	N	Abilene Christian	60 74	173	N	Oakland	59 80	36	H	NC State	56 73
196	H	Cincinnati	33 54	212	H	Richmond	45 54	29	H	Duke	51 84				
307	H	Coppin St.	75 67												

Non-Div I Games:

Old Dominion

Average RPI Win: 311
Average RPI Loss: 161

DIV. I ONLY	2- 12	318	2- 8	222	275	316	316	28	28
DIV. I NON-CONF.	1- 10	327	1- 8	78	281	281	281	28	28
TOTALS	RPI 1-25	RPI 26-50	W-L RECORDS	RPI 51-100	RPI 101-150	RPI 150+			
2- 12	0- 0	0- 0	OVERALL	0- 2	0- 4	2- 6			
1- 6	0- 0	0- 0	HOME	0- 1	0- 1	1- 4			
0- 5	0- 0	0- 0	AWAY	0- 1	0- 2	0- 2			
1- 1	0- 0	0- 0	NEUTRAL	0- 0	0- 1	1- 0			
1- 10	0- 0	0- 0	NON-CONFERENCE	0- 2	0- 4	1- 4			
0- 4	0- 0	0- 0	HOME	0- 1	0- 1	0- 2			
0- 5	0- 0	0- 0	AWAY	0- 1	0- 2	0- 2			
1- 1	0- 0	0- 0	NEUTRAL	0- 0	0- 1	1- 0			
1- 2	0- 0	0- 0	CONFERENCE	0- 0	0- 0	1- 2			
1- 2	0- 0	0- 0	HOME	0- 0	0- 0	1- 2			
0- 0	0- 0	0- 0	AWAY	0- 0	0- 0	0- 0			
0- 0	0- 0	0- 0	NEUTRAL	0- 0	0- 0	0- 0			

RPI 1-25				RPI 26-50				RPI 51-100				RPI 101+				Team's RPI: 316	
RPI	S	Opponent	Score	RPI	S	Opponent	Score	RPI	S	Opponent	Score	RPI	S	Opponent	Score		
								85	H	Hartford	47	59	104	A	James Madison	36	67
								86	A	Maine	68	70	106	A	Brown	62	85
													106	N	Brown	60	72
													150	H	Boston U.	61	78
													158	A	Boston College	42	65
													174	H	New Hampshire	65	74
													175	H	Binghamton	47	55
													233	A	Holy Cross	57	59
													251	H	Mt. St. Mary's	63	68
													298	H	Wagner	66	75
													302	H	Central Conn. St.	66	50
													320	N	Rhode Island	58	52
LAST 12 Division I GAMES:																	
				175	H	Binghamton	47	55	302	H	Central Conn. St.	66	50				
				106	N	Brown	60	72	251	H	Mt. St. Mary's	63	68				
				320	N	Rhode Island	58	52	298	H	Wagner	66	75				
				150	H	Boston U.	61	78	104	A	James Madison	36	67				
				233	A	Holy Cross	57	59	85	H	Hartford	47	59				
				174	H	New Hampshire	65	74	86	A	Maine	68	70				

Bryant

Average RPI Win:	309	WON-LOST RECORD	WINNING PCT. RANK	LAST 10 GAMES	STRENGTH OF SCHEDULE	OPP. STRENGTH OF SCHEDULE	TEAM RPI	ADJ. RPI	CONF. RPI	ADJ CONF. RPI
Average RPI Loss:	172									
DIV. I ONLY	4- 9	264	3- 5	320	251	317	317	18	18	
DIV. I NON-CONF.	4- 7	226	3- 5	326	227	314	314	19	19	
TOTALS	RPI 1-25	RPI 26-50	W-L RECORDS	RPI 51-100	RPI 101-150	RPI 150+				
4- 9	0- 0	0- 0	OVERALL	0- 2	0- 2	4- 5				
3- 4	0- 0	0- 0	HOME	0- 2	0- 0	3- 2				
1- 5	0- 0	0- 0	AWAY	0- 0	0- 2	1- 3				
0- 0	0- 0	0- 0	NEUTRAL	0- 0	0- 0	0- 0				
4- 7	0- 0	0- 0	NON-CONFERENCE	0- 2	0- 2	4- 3				
3- 4	0- 0	0- 0	HOME	0- 2	0- 0	3- 2				
1- 3	0- 0	0- 0	AWAY	0- 0	0- 2	1- 1				
0- 0	0- 0	0- 0	NEUTRAL	0- 0	0- 0	0- 0				
0- 2	0- 0	0- 0	CONFERENCE	0- 0	0- 0	0- 2				
0- 0	0- 0	0- 0	HOME	0- 0	0- 0	0- 0				
0- 2	0- 0	0- 0	AWAY	0- 0	0- 0	0- 2				
0- 0	0- 0	0- 0	NEUTRAL	0- 0	0- 0	0- 0				

RPI 1-25				RPI 26-50				RPI 51-100				RPI 101+				Team's RPI: 317	
RPI	S	Opponent	Score	RPI	S	Opponent	Score	RPI	S	Opponent	Score	RPI	S	Opponent	Score		
								69	H	Penn St.	65	80	105	A	Kentucky	39	69
								95	H	Ohio	52	54	111	A	Cleveland St.	76	85
													181	H	Southern Ill.	59	64
													186	A	Florida	69	74
													209	H	Morgan St.	73	68
													213	A	Fla. Atlantic	59	79
													276	H	Appalachian St.	54	56
													312	A	FIU	54	67
													334	A	Tennessee St.	71	65
													344	H	Winthrop	70	40
													349	H	Longwood	90	45
LAST 12 Division I GAMES:																	
				209	H	Morgan St.	73	68				312	A	FIU	54	67	
				181	H	Southern Ill.	59	64				213	A	Fla. Atlantic	59	79	
				344	H	Winthrop	70	40				334	A	Tennessee St.	71	65	
				105	A	Kentucky	39	69				276	H	Appalachian St.	54	56	
				95	H	Ohio	52	54				186	A	Florida	69	74	
				111	A	Cleveland St.	76	85				69	H	Penn St.	65	80	

Non-Div I Games: Ky. Christian 111 38 Alice Lloyd 96 46

Marshall

Average RPI Win: 228		WON-LOST RECORD	WINNING PCT. RANK	LAST 10 GAMES	STRENGTH OF SCHEDULE	OPP. STRENGTH OF SCHEDULE	TEAM RPI	ADJ. RPI	CONF. RPI	ADJ CONF. RPI
Average RPI Loss: 218										
DIV. I ONLY		3- 11	293	2- 8	239	342	318	318	19	19
DIV. I NON-CONF.		2- 8	290	2- 5	276	338	334	334	17	17
TOTALS		RPI 1-25	RPI 26-50	W-L RECORDS	RPI 51-100	RPI 101-150	RPI 150+			
3- 11	0- 0		0- 0	OVERALL	0- 0	0- 1	3- 10			
2- 5	0- 0		0- 0	HOME	0- 0	0- 1	2- 4			
0- 6	0- 0		0- 0	AWAY	0- 0	0- 0	0- 6			
1- 0	0- 0		0- 0	NEUTRAL	0- 0	0- 0	1- 0			
2- 8	0- 0		0- 0	NON-CONFERENCE	0- 0	0- 1	2- 7			
1- 4	0- 0		0- 0	HOME	0- 0	0- 1	1- 3			
0- 4	0- 0		0- 0	AWAY	0- 0	0- 0	0- 4			
1- 0	0- 0		0- 0	NEUTRAL	0- 0	0- 0	1- 0			
1- 3	0- 0		0- 0	CONFERENCE	0- 0	0- 0	1- 3			
1- 1	0- 0		0- 0	HOME	0- 0	0- 0	1- 1			
0- 2	0- 0		0- 0	AWAY	0- 0	0- 0	0- 2			
0- 0	0- 0		0- 0	NEUTRAL	0- 0	0- 0	0- 0			

RPI 1-25				RPI 26-50				RPI 51-100				RPI 101+				Team's RPI: 318	
RPI	S	Opponent	Score	RPI	S	Opponent	Score	RPI	S	Opponent	Score	RPI	S	Opponent	Score		
												125	H	Rice	83	88	
												172	H	Weber St.	76	75	
												179	H	Idaho St.	55	75	
												203	A	Hawai i	68	84	
												205	N	Boi se St.	62	60	
												208	A	CSUN	69	78	
												210	A	Montana St.	39	81	
												217	H	Cal Poly	73	89	
												227	A	Denver	73	80	
												230	H	UC Santa Barbara	93	96	
												258	A	Montana	62	70	
												262	H	Grand Canyon	54	72	
												281	A	Youngstown St.	67	69	
												308	H	Ari zona	84	66	
LAST 12 Division I GAMES:																	
				281	A	Youngstown St.	67	69	179	H	Idaho St.	55	75				
				262	H	Grand Canyon	54	72	172	H	Weber St.	76	75				
				217	H	Cal Poly	73	89	210	A	Montana St.	39	81				
				308	H	Ari zona	84	66	258	A	Montana	62	70				
				227	A	Denver	73	80	208	A	CSUN	69	78				
				205	N	Boi se St.	62	60	203	A	Hawai i	68	84				

Non-Div I Games:	Antelope Valley	104	49
------------------	-----------------	-----	----

Northern Ari z.

Loss, Non-Conf, S Site, H Home A Away N Neutral

Average RPI Win:	288	WON-LOST	WINNING	LAST 10	STRENGTH OF	OPP. STRENGTH	TEAM	ADJ.	CONF.	ADJ CONF.
Average RPI Loss:	183	RECORD	PCT. RANK	GAMES	SCHEDULE	OF SCHEDULE	RPI	RPI	RPI	RPI
DIV. I ONLY	2- 12	318	2- 7	291	186	319	319	30	30	
DIV. I NON-CONF.	1- 11	331	1- 8	285	192	331	331	30	30	

TOTALS	RPI 1-25	RPI 26-50	W-L RECORDS	RPI 51-100	RPI 101-150	RPI 150+				
2- 12	0- 0	0- 0	OVERALL	0- 3	0- 1	2- 8				
1- 2	0- 0	0- 0	HOME	0- 0	0- 0	1- 2				
1- 9	0- 0	0- 0	AWAY	0- 3	0- 1	1- 5				
0- 1	0- 0	0- 0	NEUTRAL	0- 0	0- 0	0- 1				
1- 11	0- 0	0- 0	NON-CONFERENCE	0- 3	0- 1	1- 7				
0- 2	0- 0	0- 0	HOME	0- 0	0- 0	0- 2				
1- 8	0- 0	0- 0	AWAY	0- 3	0- 1	1- 4				
0- 1	0- 0	0- 0	NEUTRAL	0- 0	0- 0	0- 1				
1- 1	0- 0	0- 0	CONFERENCE	0- 0	0- 0	1- 1				
1- 0	0- 0	0- 0	HOME	0- 0	0- 0	1- 0				
0- 1	0- 0	0- 0	AWAY	0- 0	0- 0	0- 1				
0- 0	0- 0	0- 0	NEUTRAL	0- 0	0- 0	0- 0				

RPI 1-25				RPI 26-50				RPI 51-100				RPI 101+ Team's RPI: 319			
RPI	S	Opponent	Score	RPI	S	Opponent	Score	RPI	S	Opponent	Score	RPI	S	Opponent	Score
								66	A	Kansas St.	57 81	124	A	Xavier	52 70
								81	A	Al abama	55 91	187	A	Omaha	73 78
								99	A	Mi ami (OH)	33 73	200	H	North Florida	68 77
												209	A	Morgan St.	56 61
												221	A	Texas Tech	63 82
												228	H	Sacred Heart	68 73
												236	A	Eastern Mi ch.	61 83
												244	H	Howard	74 59
												271	N	A&M-Corpus Christi	55 58
												277	A	UTRGV	38 51
												331	A	Western Caro.	80 63
LAST 12 Division I GAMES:															
200	H	North Florida	68 77	209	A	Morgan St.	56 61								
331	A	Western Caro.	80 63	244	H	Howard	74 59								
271	N	A&M-Corpus Christi	55 58	81	A	Al abama	55 91								
277	A	UTRGV	38 51	124	A	Xavier	52 70								
228	H	Sacred Heart	68 73	99	A	Mi ami (OH)	33 73								
187	A	Omaha	73 78	66	A	Kansas St.	57 81								

Non-Div I Games: Lynn 74 37

Florida A&M

Average RPI Win:	297	WON-LOST	WINNING	LAST 10	STRENGTH OF	OPP. STRENGTH	TEAM	ADJ.	CONF.	ADJ CONF.
Average RPI Loss:	153	RECORD	PCT. RANK	GAMES	SCHEDULE	OF SCHEDULE	RPI	RPI	RPI	RPI
DIV. I ONLY	2- 13	323	1- 8	233	211	320	320	12	12	
DIV. I NON-CONF.	2- 10	300	1- 7	242	245	320	320	12	12	

TOTALS	RPI 1-25	RPI 26-50	W-L RECORDS	RPI 51-100	RPI 101-150	RPI 150+				
2- 13	0- 0	0- 1	OVERALL	0- 3	0- 2	2- 7				
2- 3	0- 0	0- 0	HOME	0- 1	0- 0	2- 2				
0- 9	0- 0	0- 1	AWAY	0- 2	0- 2	0- 4				
0- 1	0- 0	0- 0	NEUTRAL	0- 0	0- 0	0- 1				
2- 10	0- 0	0- 1	NON-CONFERENCE	0- 2	0- 2	2- 5				
2- 2	0- 0	0- 0	HOME	0- 1	0- 0	2- 1				
0- 7	0- 0	0- 1	AWAY	0- 1	0- 2	0- 3				
0- 1	0- 0	0- 0	NEUTRAL	0- 0	0- 0	0- 1				
0- 3	0- 0	0- 0	CONFERENCE	0- 1	0- 0	0- 2				
0- 1	0- 0	0- 0	HOME	0- 0	0- 0	0- 1				
0- 2	0- 0	0- 0	AWAY	0- 1	0- 0	0- 1				
0- 0	0- 0	0- 0	NEUTRAL	0- 0	0- 0	0- 0				

RPI 1-25				RPI 26-50				RPI 51-100				RPI 101+				Team's RPI: 320
RPI	S	Opponent	Score	RPI	S	Opponent	Score	RPI	S	Opponent	Score	RPI	S	Opponent	Score	
				40	A	Michigan St.	38 82	61	H	Minnesota	60 82	146	A	Providence	41 65	
								77	A	Dayton	58 116	149	A	Samford	37 67	
								89	A	Dartmouth	54 70	155	A	Jacksonville St.	53 63	
												157	A	Davidson	67 77	
												163	A	Penn	66 84	
												192	A	Marist	42 64	
												212	H	Richmond	53 74	
												233	H	Holy Cross	63 69	
												245	H	Fairfield	62 47	
												316	N	Bryant	52 58	
												348	H	UMass Lowell	81 64	
LAST 12 Division I GAMES:																
245	H	Fairfield	62 47	157	A	Davidson	67 77									
40	A	Michigan St.	38 82	77	A	Dayton	58 116									
192	A	Marist	42 64	212	H	Richmond	53 74									
146	A	Providence	41 65	163	A	Penn	66 84									
316	N	Bryant	52 58	233	H	Holy Cross	63 69									
89	A	Dartmouth	54 70	155	A	Jacksonville St.	53 63									

Non-Div I Games: Southern Conn. St. 57 62

Rhode Island

Average RPI Win: 211

Average RPI Loss: 210

WON-LOST
RECORDWINNING
PCT. RANKLAST 10
GAMESSTRENGTH OF
SCHEDULEOPP. STRENGTH
OF SCHEDULETEAM
RPIADJ.
RPICONF.
RPIADJ CONF.
RPIDIV. I ONLY
DIV. I NON-CONF.2- 12
1- 9318
3182- 8
1- 7261
249314
334321
329321
32917
1817
18

TOTALS

RPI 1-25

RPI 26-50

W-L RECORDS

RPI 51-100

RPI 101-150

RPI 150+

2- 12

0- 0

0- 0

OVERALL

0- 2

0- 1

2- 9

1- 4

0- 0

0- 0

HOME

0- 1

0- 1

1- 2

1- 6

0- 0

0- 0

AWAY

0- 0

0- 0

1- 6

0- 2

0- 0

0- 0

NEUTRAL

0- 1

0- 0

0- 1

1- 9

0- 0

0- 0

NON-CONFERENCE

0- 2

0- 0

1- 7

0- 3

0- 0

0- 0

HOME

0- 1

0- 0

0- 2

1- 4

0- 0

0- 0

AWAY

0- 0

0- 0

1- 4

0- 2

0- 0

0- 0

NEUTRAL

0- 1

0- 0

0- 1

1- 3

0- 0

0- 0

CONFERENCE

0- 0

0- 1

1- 2

1- 1

0- 0

0- 0

HOME

0- 0

0- 1

1- 0

0- 2

0- 0

0- 0

AWAY

0- 0

0- 0

0- 2

0- 0

0- 0

0- 0

NEUTRAL

0- 0

0- 0

0- 0

RPI 1-25

RPI 26-50

RPI 51-100

RPI 101+

Team's RPI: 321

RPI S Opponent Score

RPI S Opponent Score

RPI S Opponent Score

RPI S Opponent Score

51 H Utah 44 79
79 N Oregon St. 55 94132 H UNLV 54 63
154 A BYU 76 69
179 A Idaho St. 44 64
195 A Fresno St. 56 57
210 N Montana St. 52 64
223 A UC Irvine 84 87
227 H Denver 72 74
250 A San Jose St. 66 79
267 H San Diego St. 62 58
308 H Arizona 49 65
326 A Southern Utah 67 70
338 A Utah Valley 43 61

LAST 12 Division I GAMES:

227 H Denver 72 74
338 A Utah Valley 43 61
154 A BYU 76 69
79 N Oregon St. 55 94
210 N Montana St. 52 64
179 A Idaho St. 44 64
132 H UNLV 54 63
195 A Fresno St. 56 57
267 H San Diego St. 62 58
250 A San Jose St. 66 79
51 H Utah 44 79
326 A Southern Utah 67 70

Non-Div I Games:

Dixie St.

92 72

Utah St.

Average RPI Win:	310	WON-LOST	WINNING	LAST 10	STRENGTH OF	OPP. STRENGTH	TEAM	ADJ.	CONF.	ADJ CONF.
Average RPI Loss:	186	RECORD	PCT. RANK	GAMES	SCHEDULE	OF SCHEDULE	RPI	RPI	RPI	RPI
DIV. I ONLY	3- 7	271	3- 6	334	290	322	322	29	29	
DIV. I NON-CONF.	2- 6	279	2- 6	322	263	324	324	29	29	

TOTALS	RPI 1-25	RPI 26-50	W-L RECORDS	RPI 51-100	RPI 101-150	RPI 150+				
3- 7	0- 0	0- 0	OVERALL	0- 2	0- 2	3- 3				
2- 2	0- 0	0- 0	HOME	0- 0	0- 0	2- 2				
1- 4	0- 0	0- 0	AWAY	0- 0	0- 0	1- 1				
0- 1	0- 0	0- 0	NEUTRAL	0- 1	0- 0	0- 0				
2- 6	0- 0	0- 0	NON-CONFERENCE	0- 2	0- 1	2- 3				
1- 2	0- 0	0- 0	HOME	0- 0	0- 0	1- 2				
1- 3	0- 0	0- 0	AWAY	0- 1	0- 1	1- 1				
0- 1	0- 0	0- 0	NEUTRAL	0- 1	0- 0	0- 0				
1- 1	0- 0	0- 0	CONFERENCE	0- 0	0- 1	1- 0				
1- 0	0- 0	0- 0	HOME	0- 0	0- 0	1- 0				
0- 1	0- 0	0- 0	AWAY	0- 0	0- 1	0- 0				
0- 0	0- 0	0- 0	NEUTRAL	0- 0	0- 0	0- 0				

RPI 1-25				RPI 26-50				RPI 51-100				RPI 101+				Team's RPI: 322
RPI	S	Opponent	Score	RPI	S	Opponent	Score	RPI	S	Opponent	Score	RPI	S	Opponent	Score	
								56	A	Georgi a Tech	51 78	122	A	Cl emson	30 66	
								85	N	Hartford	43 62	148	A	Li berty	53 63	
												254	H	Li pscomb	54 58	
												275	A	Wofford	68 45	
												307	H	Coppin St.	72 58	
												312	A	FIU	70 77	
												327	H	South Carolina St.	58 60	
												349	H	Longwood	73 57	

LAST 12 Division I GAMES:																
122	A	Cl emson	30 66	148	A	Li berty	53 63									
312	A	FIU	70 77	349	H	Longwood	73 57									
85	N	Hartford	43 62	275	A	Wofford	68 45									
307	H	Coppin St.	72 58	56	A	Georgi a Tech	51 78									
254	H	Li pscomb	54 58	327	H	South Carolina St.	58 60									

Non-Div I Games: Southern Wesleyan 94 56 Erskine 79 43

Charleston So.

Average RPI Win:	318	WON-LOST	WINNING	LAST 10	STRENGTH OF	OPP. STRENGTH	TEAM	ADJ.	CONF.	ADJ CONF.
Average RPI Loss:	169	RECORD	PCT. RANK	GAMES	SCHEDULE	OF SCHEDULE	RPI	RPI	RPI	RPI
DIV. I ONLY	3- 12	297	3- 7	287	257	323	323	12	12	
DIV. I NON-CONF.	3- 9	279	3- 6	319	290	332	332	12	12	

TOTALS	RPI 1-25	RPI 26-50	W-L RECORDS	RPI 51-100	RPI 101-150	RPI 150+				
3- 12	0- 0	0- 0	OVERALL	0- 4	0- 1	3- 7				
2- 4	0- 0	0- 0	HOME	0- 2	0- 1	2- 1				
0- 6	0- 0	0- 0	AWAY	0- 0	0- 0	0- 0				
1- 2	0- 0	0- 0	NEUTRAL	0- 1	0- 0	1- 1				
3- 9	0- 0	0- 0	NON-CONFERENCE	0- 2	0- 1	3- 6				
2- 2	0- 0	0- 0	HOME	0- 0	0- 1	2- 1				
0- 5	0- 0	0- 0	AWAY	0- 1	0- 0	0- 4				
1- 2	0- 0	0- 0	NEUTRAL	0- 1	0- 0	1- 1				
0- 3	0- 0	0- 0	CONFERENCE	0- 2	0- 0	0- 1				
0- 2	0- 0	0- 0	HOME	0- 2	0- 0	0- 0				
0- 1	0- 0	0- 0	AWAY	0- 0	0- 0	0- 1				
0- 0	0- 0	0- 0	NEUTRAL	0- 0	0- 0	0- 0				

RPI 1-25				RPI 26-50				RPI 51-100				RPI 101+				Team's RPI: 323	
RPI	S	Opponent	Score	RPI	S	Opponent	Score	RPI	S	Opponent	Score	RPI	S	Opponent	Score		
								61	A	Minnesota	63	108	144	H	Georgetown	59	71
								70	N	Mercer	54	70	163	N	Penn	52	82
								76	H	Duquesne	51	70	178	A	Saint Joseph's	41	79
								90	H	George Washington	39	61	199	A	Radford	62	79
													216	H	Norfolk St.	52	66
													265	A	UNCW	67	83
													274	A	UNCG	61	74
													287	A	Georgia St.	56	61
													307	H	Coppin St.	62	47
													315	H	Old Dominion	68	39
													332	N	Long Beach St.	69	59
LAST 12 Division I GAMES:																	
				76	H	Duquesne	51	70	90	H	George Washington	39	61				
				199	A	Radford	62	79	178	A	Saint Joseph's	41	79				
				315	H	Old Dominion	68	39	332	N	Long Beach St.	69	59				
				265	A	UNCW	67	83	163	N	Penn	52	82				
				70	N	Mercer	54	70	144	H	Georgetown	59	71				
				287	A	Georgia St.	56	61	307	H	Coppin St.	62	47				

Non-Div I Games:

VCU

Average RPI	Win:	325	WON-LOST	WINNING	LAST 10	STRENGTH OF	OPP. STRENGTH	TEAM	ADJ.	CONF.	ADJ CONF.
Average RPI	Loss:	176	RECORD	PCT. RANK	GAMES	SCHEDULE	OF SCHEDULE	RPI	RPI	RPI	RPI
DIV. I ONLY		1- 10		331	1- 9	296	153	324	324	30	30
DIV. I NON-CONF.		1- 9		318	1- 9	259	144	307	307	30	30

TOTALS	RPI 1-25		RPI 26-50		W-L RECORDS	RPI 51-100		RPI 101-150		RPI 150+	
1- 10	0- 1		0- 0		OVERALL	0- 1		0- 2		1- 6	
0- 0	0- 0		0- 0		HOME	0- 0		0- 0		0- 0	
1- 7	0- 1		0- 0		AWAY	0- 1		0- 1		1- 4	
0- 3	0- 0		0- 0		NEUTRAL	0- 0		0- 1		0- 2	
1- 9	0- 1		0- 0		NON-CONFERENCE	0- 1		0- 2		1- 5	
0- 0	0- 0		0- 0		HOME	0- 0		0- 0		0- 0	
1- 6	0- 1		0- 0		AWAY	0- 1		0- 1		1- 3	
0- 3	0- 0		0- 0		NEUTRAL	0- 0		0- 1		0- 2	
0- 1	0- 0		0- 0		CONFERENCE	0- 0		0- 0		0- 1	
0- 0	0- 0		0- 0		HOME	0- 0		0- 0		0- 0	
0- 1	0- 0		0- 0		AWAY	0- 0		0- 0		0- 1	
0- 0	0- 0		0- 0		NEUTRAL	0- 0		0- 0		0- 0	

RPI 1-25				RPI 26-50				RPI 51-100				RPI 101+ Team's RPI: 324			
RPI	S	Opponent	Score	RPI	S	Opponent	Score	RPI	S	Opponent	Score	RPI	S	Opponent	Score
11	A	South Carolina	38 99					79	A	Oregon St.	36 84	119	A	Jacksonville	46 74
												146	N	Providence	48 78
												152	A	Wisconsin	24 82
												186	N	Florida	40 90
												212	N	Richmond	63 100
												252	A	East Carolina	37 103
												291	A	Alabama St.	61 81
												307	A	Coppin St.	57 66
												325	A	Ga. Southern	71 67

LAST 12 Division I GAMES:															
307	A	Coppin St.	57 66	119	A	Jacksonville	46 74	252	A	East Carolina	37 103	11	A	South Carolina	38 99
186	N	Florida	40 90	79	A	Oregon St.	36 84	152	A	Wisconsin	24 82	325	A	Ga. Southern	71 67
212	N	Richmond	63 100												
146	N	Providence	48 78												
291	A	Alabama St.	61 81												

Non-Div I Games: LaGrange 86 44

Savannah St.

Average RPI Win: 327

Average RPI Loss: 171

WON-LOST
RECORDWINNING
PCT. RANKLAST 10
GAMESSTRENGTH OF
SCHEDULEOPP. STRENGTH
OF SCHEDULETEAM
RPIADJ.
RPICONF.
RPIADJ CONF.
RPIDIV. I ONLY
DIV. I NON-CONF.1- 12
1- 8336
3130- 9
1- 6227
229310
324325
327325
32724
2424
24

TOTALS

RPI 1-25

RPI 26-50

W-L RECORDS

RPI 51-100

RPI 101-150

RPI 150+

1- 12

0- 0

0- 0

OVERALL

0- 4

0- 2

1- 6

0- 7

0- 0

0- 0

HOME

0- 2

0- 1

0- 4

1- 5

0- 0

0- 0

AWAY

0- 2

0- 1

1- 2

0- 0

0- 0

0- 0

NEUTRAL

0- 0

0- 0

0- 0

1- 8

0- 0

0- 0

NON-CONFERENCE

0- 4

0- 0

1- 4

0- 5

0- 0

0- 0

HOME

0- 2

0- 0

0- 3

1- 3

0- 0

0- 0

AWAY

0- 2

0- 0

1- 1

0- 0

0- 0

0- 0

NEUTRAL

0- 0

0- 0

0- 0

0- 4

0- 0

0- 0

CONFERENCE

0- 0

0- 2

0- 2

0- 2

0- 0

0- 0

HOME

0- 0

0- 1

0- 1

0- 2

0- 0

0- 0

AWAY

0- 0

0- 1

0- 1

0- 0

0- 0

0- 0

NEUTRAL

0- 0

0- 0

0- 0

RPI 1-25

RPI 26-50

RPI 51-100

RPI 101+



Team's RPI: 325



RPI S Opponent Score



RPI S Opponent Score



RPI S Opponent Score

RPI S Opponent Score

57  UCF 38 

70  Mercer 45 


74  IUPUI 52 

81  Alabama 36 

117  South Ala. 52 


147  Little Rock 34 

193  Arkansas St. 62 

219  Troy 47 

234  Stony Brook 49 





253  Kennesaw St. 58 





284  N.C. A&T 49 





324  Savannah St. 67 




327  South Carolina St. 61 58





LAST 12 Division I GAMES:





147  Little Rock 34  64 117  South Ala. 52  79

193  Arkansas St. 62  71 219  Troy 47  88

324  Savannah St. 67  71 234  Stony Brook 49  68

327  South Carolina St. 61 58 74  IUPUI 52  72

81  Alabama 36  84 253  Kennesaw St. 58  60

70  Mercer 45  72 57  UCF 38  62

Non-Div I Games:

Coastal Ga.

68 63

Thomas (GA)

79 51

Ga. Southern

Average RPI Win:	250	WON-LOST	WINNING	LAST 10	STRENGTH OF	OPP. STRENGTH	TEAM	ADJ.	CONF.	ADJ CONF.
Average RPI Loss:	201	RECORD	PCT. RANK	GAMES	SCHEDULE	OF SCHEDULE	RPI	RPI	RPI	RPI
DIV. I ONLY	2- 13	323	1- 9	210	337	326	326	19	19	
DIV. I NON-CONF.	1- 10	327	1- 7	232	327	340	340	17	17	

TOTALS	RPI 1-25	RPI 26-50	W-L RECORDS	RPI 51-100	RPI 101-150	RPI 150+				
2- 13	0- 1	0- 0	OVERALL	0- 1	0- 0	2- 11				
2- 5	0- 0	0- 0	HOME	0- 1	0- 0	2- 4				
0- 8	0- 1	0- 0	AWAY	0- 0	0- 0	0- 7				
0- 0	0- 0	0- 0	NEUTRAL	0- 0	0- 0	0- 0				
1- 10	0- 1	0- 0	NON-CONFERENCE	0- 1	0- 0	1- 8				
1- 4	0- 0	0- 0	HOME	0- 1	0- 0	1- 3				
0- 6	0- 1	0- 0	AWAY	0- 0	0- 0	0- 5				
0- 0	0- 0	0- 0	NEUTRAL	0- 0	0- 0	0- 0				
1- 3	0- 0	0- 0	CONFERENCE	0- 0	0- 0	1- 3				
1- 1	0- 0	0- 0	HOME	0- 0	0- 0	1- 1				
0- 2	0- 0	0- 0	AWAY	0- 0	0- 0	0- 2				
0- 0	0- 0	0- 0	NEUTRAL	0- 0	0- 0	0- 0				

RPI 1-25				RPI 26-50				RPI 51-100				RPI 101+				Team's RPI: 326
RPI	S	Opponent	Score	RPI	S	Opponent	Score	RPI	S	Opponent	Score	RPI	S	Opponent	Score	
6	A	Oregon	38 98					58	H	UC Davis	59 85	154	A	BYU	67 75	
												172	H	Weber St.	64 77	
												175	H	Binghamton	66 72	
												179	H	Idaho St.	76 70	
												201	A	San Diego	59 72	
												210	A	Montana St.	71 91	
												223	H	UC Irvine	64 71	
												246	H	CSU Bakersfield	45 46	
												258	A	Montana	71 81	
												262	A	Grand Canyon	54 59	
												308	A	Arizona	74 76	
												321	H	Utah St.	70 67	
												338	A	Utah Valley	61 69	
LAST 12 Division I GAMES:																
172	H	Weber St.	64 77	258	A	Montana	71 81									
179	H	Idaho St.	76 70	210	A	Montana St.	71 91									
338	A	Utah Valley	61 69	308	A	Arizona	74 76									
246	H	CSU Bakersfield	45 46	262	A	Grand Canyon	54 59									
58	H	UC Davis	59 85	6	A	Oregon	38 98									
321	H	Utah St.	70 67	223	H	UC Irvine	64 71									

Non-Div I Games:

Southern Utah

Average RPI Win:	332	WON-LOST	WINNING	LAST 10	STRENGTH OF	OPP. STRENGTH	TEAM	ADJ.	CONF.	ADJ CONF.
Average RPI Loss:	211	RECORD	PCT. RANK	GAMES	SCHEDULE	OF SCHEDULE	RPI	RPI	RPI	RPI

DIV. I ONLY	3- 9	285	2- 6	345	273	327	327	30	30
DIV. I NON-CONF.	3- 7	253	3- 5	345	252	318	318	30	30

TOTALS	RPI 1-25	RPI 26-50	W-L RECORDS	RPI 51-100	RPI 101-150	RPI 150+			
3- 9	0- 0	0- 0	OVERALL	0- 2	0- 1	3- 6			
1- 1	0- 0	0- 0	HOME	0- 0	0- 0	1- 1			
2- 8	0- 0	0- 0	AWAY	0- 0	0- 0	2- 1			
0- 0	0- 0	0- 0	NEUTRAL	0- 0	0- 0	0- 0			
3- 7	0- 0	0- 0	NON-CONFERENCE	0- 2	0- 1	3- 4			
1- 1	0- 0	0- 0	HOME	0- 0	0- 0	1- 1			
2- 6	0- 0	0- 0	AWAY	0- 2	0- 1	2- 3			
0- 0	0- 0	0- 0	NEUTRAL	0- 0	0- 0	0- 0			
0- 2	0- 0	0- 0	CONFERENCE	0- 0	0- 0	0- 2			
0- 0	0- 0	0- 0	HOME	0- 0	0- 0	0- 0			
0- 2	0- 0	0- 0	AWAY	0- 0	0- 0	0- 2			
0- 0	0- 0	0- 0	NEUTRAL	0- 0	0- 0	0- 0			

RPI 1-25				RPI 26-50				RPI 51-100				RPI 101+ Team's RPI: 327					
RPI	S	Opponent	Score	RPI	S	Opponent	Score	RPI	S	Opponent	Score	RPI	S	Opponent	Score		
								56	A	Georgia Tech	40	86	122	A	Clemson	48	56
								70	A	Mercer	53	74	180	A	Charlotte	49	64
												225	A	Bethune-Cookman	50	68	
												296	A	Delaware St.	44	58	
												311	A	USC Upstate	44	63	
												315	A	Old Dominion	35	52	
												322	A	Charleston So.	60	58	
												325	H	Ga. Southern	58	61	
												331	H	Western Caro.	75	45	
												344	A	Winthrop	65	37	
LAST 12 Division I GAMES:																	
296	A	Delaware St.	44	58	315	A	Old Dominion	35	52								
225	A	Bethune-Cookman	50	68	180	A	Charlotte	49	64								
325	H	Ga. Southern	58	61	70	A	Mercer	53	74								
344	A	Winthrop	65	37	331	H	Western Caro.	75	45								
122	A	Clemson	48	56	322	A	Charleston So.	60	58								
56	A	Georgia Tech	40	86	311	A	USC Upstate	44	63								

Non-Div I Games: Johnson & Wales (NC) 40 Columbia Int'l 82 38

South Carolina St.

Average RPI Win:	310	WON-LOST	WINNING	LAST 10	STRENGTH OF	OPP. STRENGTH	TEAM	ADJ.	CONF.	ADJ CONF.
Average RPI Loss:	169	RECORD	PCT. RANK	GAMES	SCHEDULE	OF SCHEDULE	RPI	RPI	RPI	RPI
DIV. I ONLY	4- 10	274	3- 7	331	198	328	328	21	21	
DIV. I NON-CONF.	2- 10	300	2- 8	287	130	335	335	22	22	

TOTALS	RPI 1-25	RPI 26-50	W-L RECORDS	RPI 51-100	RPI 101-150	RPI 150+				
4- 10	0- 0	0- 0	OVERALL	0- 3	0- 2	4- 5				
3- 5	0- 0	0- 0	HOME	0- 1	0- 2	3- 2				
1- 5	0- 0	0- 0	AWAY	0- 0	0- 0	1- 0				
0- 0	0- 0	0- 0	NEUTRAL	0- 0	0- 0	0- 0				
2- 10	0- 0	0- 0	NON-CONFERENCE	0- 3	0- 2	2- 5				
2- 5	0- 0	0- 0	HOME	0- 1	0- 2	2- 2				
0- 5	0- 0	0- 0	AWAY	0- 2	0- 0	0- 3				
0- 0	0- 0	0- 0	NEUTRAL	0- 0	0- 0	0- 0				
2- 0	0- 0	0- 0	CONFERENCE	0- 0	0- 0	2- 0				
1- 0	0- 0	0- 0	HOME	0- 0	0- 0	1- 0				
1- 0	0- 0	0- 0	AWAY	0- 0	0- 0	1- 0				
0- 0	0- 0	0- 0	NEUTRAL	0- 0	0- 0	0- 0				

RPI 1-25				RPI 26-50				RPI 51-100				RPI 101+				Team's RPI: 328
RPI	S	Opponent	Score	RPI	S	Opponent	Score	RPI	S	Opponent	Score	RPI	S	Opponent	Score	
								67	H	American	62 64	104	H	James Madison	56 68	
								88	A	Miami (FL)	49 73	150	H	Boston U.	41 57	
								89	A	Dartmouth	56 66	162	H	Columbia	66 73	
												190	H	Northeastern	66 71	
												233	A	Holy Cross	53 64	
												244	H	Howard	88 65	
												293	A	Rider	49 64	
												302	H	Central Conn. St.	62 48	
												312	A	FIU	70 80	
												345	A	UMBC	72 58	
												348	H	UMass Lowell	63 55	
LAST 12 Division I GAMES:																
345	A	UMBC	72 58	312	A	FIU	70 80									
348	H	UMass Lowell	63 55	302	H	Central Conn. St.	62 48									
104	H	James Madison	56 68	190	H	Northeastern	66 71									
67	H	American	62 64	233	A	Holy Cross	53 64									
162	H	Columbia	66 73	150	H	Boston U.	41 57									
244	H	Howard	88 65	293	A	Rider	49 64									

Non-Div I Games: Norwich 75 31

Vermont

Average RPI Win:	0	WON-LOST	WINNING	LAST 10	STRENGTH OF	OPP. STRENGTH	TEAM	ADJ.	CONF.	ADJ CONF.
Average RPI Loss:	164	RECORD	PCT. RANK	GAMES	SCHEDULE	OF SCHEDULE	RPI	RPI	RPI	RPI
DIV. I ONLY	0- 15	342	0- 10	156	277	329	329	25	25	
DIV. I NON-CONF.	0- 11	337	0- 8	82	315	316	316	25	25	

TOTALS	RPI 1-25	RPI 26-50	W-L RECORDS	RPI 51-100	RPI 101-150	RPI 150+				
0- 15	0- 0	0- 1	OVERALL	0- 4	0- 2	0- 8				
0- 7	0- 0	0- 1	HOME	0- 2	0- 1	0- 3				
0- 8	0- 0	0- 0	AWAY	0- 2	0- 1	0- 5				
0- 0	0- 0	0- 0	NEUTRAL	0- 0	0- 0	0- 0				
0- 11	0- 0	0- 0	NON-CONFERENCE	0- 4	0- 2	0- 5				
0- 5	0- 0	0- 0	HOME	0- 2	0- 1	0- 2				
0- 6	0- 0	0- 0	AWAY	0- 2	0- 1	0- 3				
0- 0	0- 0	0- 0	NEUTRAL	0- 0	0- 0	0- 0				
0- 4	0- 0	0- 1	CONFERENCE	0- 0	0- 0	0- 3				
0- 2	0- 0	0- 1	HOME	0- 0	0- 0	0- 1				
0- 2	0- 0	0- 0	AWAY	0- 0	0- 0	0- 2				
0- 0	0- 0	0- 0	NEUTRAL	0- 0	0- 0	0- 0				

RPI	S	Opponent	Score	RPI	S	Opponent	Score	RPI	S	Opponent	Score	RPI	S	Opponent	Score	Team's RPI: 329
31	H	Qui nni pi ac	38 74	59	A	Fordham	48 78	119	A	Jacksonville	62 71					
				76	A	Duquesne	59 80	133	H	Temple	54 59					
				80	H	Tol edo	57 74	151	H	Bucknel l	53 60					
				93	H	Kansas	58 72	169	A	Si ena	51 64					
								189	A	Ni agara	59 73					
								207	H	Hofstra	43 68					
								234	A	Stony Brook	46 63					
								303	A	St. Franci s Brookl yn	63 72					
								308	A	Ari zona	58 71					
								313	H	Can i si us	49 53					
LAST 12 Di vi si on I GAMES:																
31	H	Qui nni pi ac	38 74	313	H	Can i si us	49 53									
169	A	Si ena	51 64	189	A	Ni agara	59 73									
207	H	Hofstra	43 68	93	H	Kansas	58 72									
151	H	Bucknel l	53 60	303	A	St. Franci s Brookl yn	63 72									
80	H	Tol edo	57 74	234	A	Stony Brook	46 63									
76	A	Duquesne	59 80	59	A	Fordham	48 78									

Non-Di v I Games:

Iona

Average RPI Win:	344	WON-LOST	WINNING	LAST 10	STRENGTH OF	OPP. STRENGTH	TEAM	ADJ.	CONF.	ADJ CONF.
Average RPI Loss:	168	RECORD	PCT. RANK	GAMES	SCHEDULE	OF SCHEDULE	RPI	RPI	RPI	RPI
DIV. I ONLY	1- 12	336	1- 8	205	301	330	330	26	26	
DIV. I NON-CONF.	1- 8	313	1- 6	169	216	309	309	27	27	

TOTALS	RPI 1-25	RPI 26-50	W-L RECORDS	RPI 51-100	RPI 101-150	RPI 150+				
1- 12	0- 0	0- 1	OVERALL	0- 3	0- 2	1- 6				
1- 5	0- 0	0- 0	HOME	0- 1	0- 0	1- 4				
0- 7	0- 0	0- 1	AWAY	0- 2	0- 2	0- 2				
0- 0	0- 0	0- 0	NEUTRAL	0- 0	0- 0	0- 0				
1- 8	0- 0	0- 1	NON-CONFERENCE	0- 2	0- 2	1- 3				
1- 3	0- 0	0- 0	HOME	0- 1	0- 0	1- 2				
0- 5	0- 0	0- 1	AWAY	0- 1	0- 2	0- 1				
0- 0	0- 0	0- 0	NEUTRAL	0- 0	0- 0	0- 0				
0- 4	0- 0	0- 0	CONFERENCE	0- 1	0- 0	0- 3				
0- 2	0- 0	0- 0	HOME	0- 0	0- 0	0- 2				
0- 2	0- 0	0- 0	AWAY	0- 1	0- 0	0- 1				
0- 0	0- 0	0- 0	NEUTRAL	0- 0	0- 0	0- 0				

RPI 1-25				RPI 26-50				RPI 51-100				RPI 101+				Team's RPI: 330
RPI	S	Opponent	Score	RPI	S	Opponent	Score	RPI	S	Opponent	Score	RPI	S	Opponent	Score	
				35	A	Georgi a	48 56	71	A	Bel mont	59 78	105	A	Kentucky	54 82	
								74	H	IUPUI	54 68	138	A	Mi ddl e Tenn.	44 58	
								84	A	Wright St.	59 82	182	A	ETSU	55 74	
												199	H	Radford	41 60	
												241	H	Morehead St.	67 74	
												254	H	Li pscomb	57 61	
												295	H	Eastern Ky.	68 76	
												334	A	Tennessee St.	66 76	
												344	H	Wi nthrop	70 41	

LAST 12 Division I GAMES:																
334	A	Tennessee St.	66 76	295	H	Eastern Ky.	68 76	241	H	Morehead St.	67 74	254	H	Li pscomb	57 61	
71	A	Bel mont	59 78	74	H	IUPUI	54 68	344	H	Wi nthrop	70 41	199	H	Radford	41 60	
84	A	Wright St.	59 82	105	A	Kentucky	54 82									
35	A	Georgi a	48 56													
199	H	Radford	41 60													
182	A	ETSU	55 74													

Non-Div I Games: Cumberland (TN) 83 52 Tenn. Wesleyan 84 66

Tennessee Tech

Average RPI Win:	244	WON-LOST	WINNING	LAST 10	STRENGTH OF	OPP. STRENGTH	TEAM	ADJ.	CONF.	ADJ CONF.
Average RPI Loss:	188	RECORD	PCT. RANK	GAMES	SCHEDULE	OF SCHEDULE	RPI	RPI	RPI	RPI
DIV. I ONLY	2- 13	323	1- 8	250	295	331	331	16	16	
DIV. I NON-CONF.	2- 11	305	1- 8	274	307	338	338	16	16	

TOTALS	RPI 1-25	RPI 26-50	W-L RECORDS	RPI 51-100	RPI 101-150	RPI 150+				
2- 13	0- 1	0- 1	OVERALL	0- 1	0- 2	2- 8				
2- 3	0- 0	0- 0	HOME	0- 0	0- 0	2- 3				
0- 10	0- 1	0- 1	AWAY	0- 1	0- 2	0- 5				
0- 0	0- 0	0- 0	NEUTRAL	0- 0	0- 0	0- 0				
2- 11	0- 1	0- 1	NON-CONFERENCE	0- 0	0- 2	2- 7				
2- 3	0- 0	0- 0	HOME	0- 0	0- 0	2- 3				
0- 8	0- 1	0- 1	AWAY	0- 0	0- 2	0- 4				
0- 0	0- 0	0- 0	NEUTRAL	0- 0	0- 0	0- 0				
0- 2	0- 0	0- 0	CONFERENCE	0- 1	0- 0	0- 1				
0- 0	0- 0	0- 0	HOME	0- 0	0- 0	0- 0				
0- 2	0- 0	0- 0	AWAY	0- 1	0- 0	0- 1				
0- 0	0- 0	0- 0	NEUTRAL	0- 0	0- 0	0- 0				

RPI 1-25				RPI 26-50				RPI 51-100				RPI 101+ Team's RPI: 331			
RPI	S	Opponent	Score	RPI	S	Opponent	Score	RPI	S	Opponent	Score	RPI	S	Opponent	Score
11	A	South Carolina	43 101	35	A	Georgia	50 76	83	A	Chattanooga	32 47	112	A	High Point	69 75
												116	A	Gardner-Webb	67 70
												157	H	Davidsen	57 70
												182	A	ETSU	50 66
												199	H	Radford	39 27
												248	A	UT Martin	54 62
												269	A	Campbell	51 58
												284	A	N.C. A&T	59 68
												288	H	UNC Asheville	62 52
												295	H	Eastern Ky.	59 62
												319	H	Florida A&M	63 80
												327	A	South Carolina St.	45 75

LAST 12 Division I GAMES:															
				83	A	Chattanooga	32 47	116	A	Gardner-Webb	67 70				
				182	A	ETSU	50 66	112	A	High Point	69 75				
				319	H	Florida A&M	63 80	284	A	N.C. A&T	59 68				
				11	A	South Carolina	43 101	327	A	South Carolina St.	45 75				
				248	A	UT Martin	54 62	199	H	Radford	39 27				
				35	A	Georgia	50 76	269	A	Campbell	51 58				

Non-Div I Games: Brevard 79 34

Western Caro.

Average RPI Win:	285	WON-LOST	WINNING	LAST 10	STRENGTH OF	OPP. STRENGTH	TEAM	ADJ.	CONF.	ADJ CONF.
Average RPI Loss:	205	RECORD	PCT. RANK	GAMES	SCHEDULE	OF SCHEDULE	RPI	RPI	RPI	RPI
DIV. I ONLY	2- 14	328	1- 9	290	304	332	332	22	22	
DIV. I NON-CONF.	2- 12	307	2- 8	258	316	319	319	23	23	

TOTALS	RPI 1-25	RPI 26-50	W-L RECORDS	RPI 51-100	RPI 101-150	RPI 150+				
2- 14	0- 1	0- 1	OVERALL	0- 0	0- 1	2- 11				
0- 6	0- 1	0- 0	HOME	0- 0	0- 1	0- 4				
2- 6	0- 0	0- 0	AWAY	0- 0	0- 0	2- 0				
0- 2	0- 0	0- 0	NEUTRAL	0- 0	0- 0	0- 2				
2- 12	0- 1	0- 1	NON-CONFERENCE	0- 0	0- 1	2- 9				
0- 6	0- 1	0- 0	HOME	0- 0	0- 1	0- 4				
2- 4	0- 0	0- 1	AWAY	0- 0	0- 0	2- 3				
0- 2	0- 0	0- 0	NEUTRAL	0- 0	0- 0	0- 2				
0- 2	0- 0	0- 0	CONFERENCE	0- 0	0- 0	0- 2				
0- 0	0- 0	0- 0	HOME	0- 0	0- 0	0- 0				
0- 2	0- 0	0- 0	AWAY	0- 0	0- 0	0- 2				
0- 0	0- 0	0- 0	NEUTRAL	0- 0	0- 0	0- 0				

RPI 1-25				RPI 26-50				RPI 51-100				RPI 101+ Team's RPI: 332			
RPI	S	Opponent	Score	RPI	S	Opponent	Score	RPI	S	Opponent	Score	RPI	S	Opponent	Score
12	H	Tennessee	61 90	48	A	Southern California	60 75					120	H	Loyola Marymount	69 84
												188	N	Oral Roberts	58 64
												198	H	Pepperdine	71 83
												201	A	San Diego	40 74
												210	H	Montana St.	51 62
												230	A	UC Santa Barbara	44 51
												232	A	UC Riverside	53 77
												237	H	Illinois St.	51 59
												258	A	Montana	60 67
												262	A	Grand Canyon	65 63
												264	H	New Mexico St.	63 72
												308	A	Arizona	80 72
												323	N	VCU	59 69
												346	A	NJIT	57 73

LAST 12 Division I GAMES:															
232	A	UC Riverside	53 77	323	N	VCU	59 69								
230	A	UC Santa Barbara	44 51	346	A	NJIT	57 73								
258	A	Montana	60 67	264	H	New Mexico St.	63 72								
188	N	Oral Roberts	58 64	237	H	Illinois St.	51 59								
308	A	Arizona	80 72	12	H	Tennessee	61 90								
201	A	San Diego	40 74	262	A	Grand Canyon	65 63								

Non-Div I Games:

Long Beach St.

Average RPI Win:	0	WON-LOST	WINNING	LAST 10	STRENGTH OF	OPP. STRENGTH	TEAM	ADJ.	CONF.	ADJ CONF.
Average RPI Loss:	173	RECORD	PCT. RANK	GAMES	SCHEDULE	OF SCHEDULE	RPI	RPI	RPI	RPI
DIV. I ONLY	0- 16	342	0- 10	159	303	333	333	31	31	
DIV. I NON-CONF.	0- 15	337	0- 11	153	302	330	330	31	31	

TOTALS	RPI 1-25	RPI 26-50	W-L RECORDS	RPI 51-100	RPI 101-150	RPI 150+				
0- 16	0- 0	0- 0	OVERALL	0- 4	0- 3	0- 9				
0- 7	0- 0	0- 0	HOME	0- 2	0- 1	0- 4				
0- 8	0- 0	0- 0	AWAY	0- 2	0- 2	0- 4				
0- 1	0- 0	0- 0	NEUTRAL	0- 0	0- 0	0- 1				
0- 15	0- 0	0- 0	NON-CONFERENCE	0- 4	0- 3	0- 8				
0- 7	0- 0	0- 0	HOME	0- 2	0- 1	0- 4				
0- 7	0- 0	0- 0	AWAY	0- 2	0- 2	0- 3				
0- 1	0- 0	0- 0	NEUTRAL	0- 0	0- 0	0- 1				
0- 1	0- 0	0- 0	CONFERENCE	0- 0	0- 0	0- 1				
0- 0	0- 0	0- 0	HOME	0- 0	0- 0	0- 0				
0- 1	0- 0	0- 0	AWAY	0- 0	0- 0	0- 1				
0- 0	0- 0	0- 0	NEUTRAL	0- 0	0- 0	0- 0				

RPI 1-25				RPI 26-50				RPI 51-100				RPI 101+				Team's RPI: 333
RPI	S	Opponent	Score	RPI	S	Opponent	Score	RPI	S	Opponent	Score	RPI	S	Opponent	Score	
								66	A	Kansas St.	51 99	121	A	Western Ill.	54 71	
								84	A	Wright St.	39 84	121	H	Western Ill.	45 83	
								91	H	Milwaukee	59 84	130	A	Illinois	56 66	
								92	H	Northern Ill.	59 80	167	H	Northwestern	36 63	
												177	A	Pittsburgh	49 87	
												188	N	Oral Roberts	43 73	
												215	A	Wichita St.	63 66	
												241	H	Morehead St.	40 79	
												256	A	Valparaiso	60 71	
												264	A	New Mexico St.	59 74	
												272	H	Loyola Chicago	28 46	
												286	H	Jackson St.	69 87	
LAST 12 Division I GAMES:																
264	A	New Mexico St.	59 74	91	H	Milwaukee	59 84	66	A	Kansas St.	51 99					
177	A	Pittsburgh	49 87	188	N	Oral Roberts	43 73	215	A	Wichita St.	63 66					
272	H	Loyola Chicago	28 46	256	A	Valparaiso	60 71	84	A	Wright St.	39 84					
121	A	Western Ill.	54 71													
241	H	Morehead St.	40 79													
121	H	Western Ill.	45 83													

Non-Div I Games:

Chicago St.

Average RPI Win:	292	WON-LOST	WINNING	LAST 10	STRENGTH OF	OPP. STRENGTH	TEAM	ADJ.	CONF.	ADJ CONF.
Average RPI Loss:	176	RECORD	PCT. RANK	GAMES	SCHEDULE	OF SCHEDULE	RPI	RPI	RPI	RPI
DIV. I ONLY	2- 10	303	2- 7	277	200	334	334	26	26	
DIV. I NON-CONF.	1- 7	310	1- 6	159	251	306	306	27	27	

TOTALS	RPI 1-25	RPI 26-50	W-L RECORDS	RPI 51-100	RPI 101-150	RPI 150+				
2- 10	0- 2	0- 0	OVERALL	0- 0	0- 0	2- 8				
2- 5	0- 1	0- 0	HOME	0- 0	0- 0	2- 4				
0- 5	0- 1	0- 0	AWAY	0- 0	0- 0	0- 4				
0- 0	0- 0	0- 0	NEUTRAL	0- 0	0- 0	0- 0				
1- 7	0- 2	0- 0	NON-CONFERENCE	0- 0	0- 0	1- 5				
1- 4	0- 1	0- 0	HOME	0- 0	0- 0	1- 3				
0- 3	0- 1	0- 0	AWAY	0- 0	0- 0	0- 2				
0- 0	0- 0	0- 0	NEUTRAL	0- 0	0- 0	0- 0				
1- 3	0- 0	0- 0	CONFERENCE	0- 0	0- 0	1- 3				
1- 1	0- 0	0- 0	HOME	0- 0	0- 0	1- 1				
0- 2	0- 0	0- 0	AWAY	0- 0	0- 0	0- 2				
0- 0	0- 0	0- 0	NEUTRAL	0- 0	0- 0	0- 0				

RPI 1-25				RPI 26-50				RPI 51-100				RPI 101+ Team's RPI: 334			
RPI	S	Opponent	Score	RPI	S	Opponent	Score	RPI	S	Opponent	Score	RPI	S	Opponent	Score
9	A	Louisville	56 95									155	H	Jacksonville St.	56 75
23	H	Ball St.	65 85									165	A	Memphis	75 79
												168	A	Southeast Mo. St.	66 71
												193	A	Arkansas St.	62 68
												219	H	Troy	66 95
												248	A	UT Martin	68 80
												254	H	Lipscomb	71 64
												263	H	Alabama A&M	75 77
												317	H	Marshall	65 71
												330	H	Tennessee Tech	76 66
LAST 12 Division I GAMES:															
330	H	Tennessee Tech	76 66	168	A	Southeast Mo. St.	66 71								
155	H	Jacksonville St.	56 75	248	A	UT Martin	68 80								
219	H	Troy	66 95	317	H	Marshall	65 71								
23	H	Ball St.	65 85	254	H	Lipscomb	71 64								
263	H	Alabama A&M	75 77	9	A	Louisville	56 95								
165	A	Memphis	75 79	193	A	Arkansas St.	62 68								

Non-Div I Games: Fisk 93 48

Tennessee St.

Average RPI Win: 307

Average RPI Loss: 174

WON-LOST
RECORDWINNING
PCT. RANKLAST 10
GAMESSTRENGTH OF
SCHEDULEOPP. STRENGTH
OF SCHEDULETEAM
RPIADJ.
RPICONF.
RPIADJ CONF.
RPIDIV. I ONLY
DIV. I NON-CONF.4- 10
3- 7274
2533- 6
2- 5339
310209
266335
303335
30326
2726
27

TOTALS

RPI 1-25

RPI 26-50

W-L RECORDS

RPI 51-100

RPI 101-150

RPI 150+

4- 10

0- 1

0- 0

OVERALL

0- 2

0- 1

4- 6

3- 5

0- 0

0- 0

HOME

0- 1

0- 1

3- 3

1- 5

0- 1

0- 0

AWAY

0- 1

0- 0

1- 3

0- 0

0- 0

0- 0

NEUTRAL

0- 0

0- 0

0- 0

3- 7

0- 1

0- 0

NON-CONFERENCE

0- 2

0- 0

3- 4

2- 2

0- 0

0- 0

HOME

0- 1

0- 0

2- 1

1- 5

0- 1

0- 0

AWAY

0- 1

0- 0

1- 3

0- 0

0- 0

0- 0

NEUTRAL

0- 0

0- 0

0- 0

1- 3

0- 0

0- 0

CONFERENCE

0- 0

0- 1

1- 2

1- 3

0- 0

0- 0

HOME

0- 0

0- 1

1- 2

0- 0

0- 0

0- 0

AWAY

0- 0

0- 0

0- 0

0- 0

0- 0

0- 0

NEUTRAL

0- 0

0- 0

0- 0

RPI 1-25

RPI 26-50

RPI 51-100

RPI 101+

Team's RPI: 335

RPI	S	Opponent	Score
9	A	Louisville	51 115

RPI	S	Opponent	Score
55	H	Butler	59 88
81	A	Alabama	47 68

RPI	S	Opponent	Score
131	H	SIUE	70 75
168	H	Southeast Mo. St.	74 85
182	H	ETSU	68 96
248	H	UT Martin	80 97
254	A	Lipscomb	64 65
263	A	Alabama A&M	54 71
273	H	Northern Ky.	98 87
274	A	UNCG	63 52
339	H	Mississippi Val.	64 63
341	H	Eastern Ill.	72 61
347	A	Evansville	81 89

RPI	S	Opponent	Score
131	H	SIUE	70 75
168	H	Southeast Mo. St.	74 85
182	H	ETSU	68 96
248	H	UT Martin	80 97
254	A	Lipscomb	64 65
263	A	Alabama A&M	54 71
273	H	Northern Ky.	98 87
274	A	UNCG	63 52
339	H	Mississippi Val.	64 63
341	H	Eastern Ill.	72 61
347	A	Evansville	81 89

LAST 12 Division I GAMES:

248	H	UT Martin	80 97	131	H	SIUE	70 75
168	H	Southeast Mo. St.	74 85	341	H	Eastern Ill.	72 61
182	H	ETSU	68 96	81	A	Alabama	47 68
9	A	Louisville	51 115	339	H	Mississippi Val.	64 63
254	A	Lipscomb	64 65	274	A	UNCG	63 52
273	H	Northern Ky.	98 87	263	A	Alabama A&M	54 71

Non-Div I Games:

Bethel (TN)

81 76

Murray St.

Loss,
 Non-Conf,
 S Site,
 H Home
A Away
 N Neutral

Average RPI Win:	0	WON-LOST	WINNING	LAST 10	STRENGTH OF	OPP. STRENGTH	TEAM	ADJ.	CONF.	ADJ CONF.
Average RPI Loss:	177	RECORD	PCT. RANK	GAMES	SCHEDULE	OF SCHEDULE	RPI	RPI	RPI	RPI
DIV. I ONLY	0- 9	342	0- 7	169	333	336	336	27	27	
DIV. I NON-CONF.	0- 6	337	0- 5	44	346	297	297	26	26	

TOTALS	RPI 1-25	RPI 26-50	W-L RECORDS	RPI 51-100	RPI 101-150	RPI 150+				
0- 9	0- 0	0- 1	OVERALL	0- 0	0- 3	0- 5				
0- 2	0- 0	0- 0	HOME	0- 0	0- 1	0- 1				
0- 7	0- 0	0- 1	AWAY	0- 0	0- 2	0- 4				
0- 0	0- 0	0- 0	NEUTRAL	0- 0	0- 0	0- 0				
0- 6	0- 0	0- 1	NON-CONFERENCE	0- 0	0- 2	0- 3				
0- 0	0- 0	0- 0	HOME	0- 0	0- 0	0- 0				
0- 6	0- 0	0- 1	AWAY	0- 0	0- 2	0- 3				
0- 0	0- 0	0- 0	NEUTRAL	0- 0	0- 0	0- 0				
0- 3	0- 0	0- 0	CONFERENCE	0- 0	0- 1	0- 2				
0- 2	0- 0	0- 0	HOME	0- 0	0- 1	0- 1				
0- 1	0- 0	0- 0	AWAY	0- 0	0- 0	0- 1				
0- 0	0- 0	0- 0	NEUTRAL	0- 0	0- 0	0- 0				

RPI 1-25				RPI 26-50				RPI 51-100				RPI 101+ Team's RPI : 336			
RPI	S	Opponent	Score	RPI	S	Opponent	Score	RPI	S	Opponent	Score	RPI	S	Opponent	Score
				30	A	South Fla.	43 90					125	A	Ri ce	45 67
												128	H	Lamar Universi ty	51 79
												136	A	UTEP	62 69
												171	A	Loui si ana Tech	62 85
												188	A	Oral Roberts	56 78
												224	A	New Orleans	52 70
												249	H	Ni chol ls St.	61 73
												343	A	La. -Monroe	73 77
LAST 12 Division I GAMES:															
				249	H	Ni chol ls St.	61 73	128	H	Lamar Universi ty	51 79				
				224	A	New Orleans	52 70	171	A	Loui si ana Tech	62 85				
				30	A	South Fla.	43 90	343	A	La. -Monroe	73 77				
								136	A	UTEP	62 69				
								188	A	Oral Roberts	56 78				
								125	A	Ri ce	45 67				

Non-Div I Games: LeTourneau 88 43 Paul Quinn 74 54 Jarvis Christian 78 30 Huston-Tillotson 76 72 Houston Baptist

Average RPI Win:	323	WON-LOST	WINNING	LAST 10	STRENGTH OF	OPP. STRENGTH	TEAM	ADJ.	CONF.	ADJ CONF.
Average RPI Loss:	219	RECORD	PCT. RANK	GAMES	SCHEDULE	OF SCHEDULE	RPI	RPI	RPI	RPI
DIV. I ONLY	2- 11	306	1- 8	312	328	337	337	30	30	
DIV. I NON-CONF.	1- 11	331	0- 10	296	336	347	347	30	30	

TOTALS	RPI 1-25	RPI 26-50	W-L RECORDS	RPI 51-100	RPI 101-150	RPI 150+				
2- 11	0- 0	0- 0	OVERALL	0- 2	0- 1	2- 8				
1- 2	0- 0	0- 0	HOME	0- 1	0- 0	1- 1				
1- 9	0- 0	0- 0	AWAY	0- 1	0- 1	1- 7				
0- 0	0- 0	0- 0	NEUTRAL	0- 0	0- 0	0- 0				
1- 11	0- 0	0- 0	NON-CONFERENCE	0- 2	0- 1	1- 8				
1- 2	0- 0	0- 0	HOME	0- 1	0- 0	1- 1				
0- 9	0- 0	0- 0	AWAY	0- 1	0- 1	0- 7				
0- 0	0- 0	0- 0	NEUTRAL	0- 0	0- 0	0- 0				
1- 0	0- 0	0- 0	CONFERENCE	0- 0	0- 0	1- 0				
0- 0	0- 0	0- 0	HOME	0- 0	0- 0	0- 0				
1- 0	0- 0	0- 0	AWAY	0- 0	0- 0	1- 0				
0- 0	0- 0	0- 0	NEUTRAL	0- 0	0- 0	0- 0				

RPI 1-25				RPI 26-50				RPI 51-100				RPI 101+ Team' s RPI : 337					
RPI	S	Opponent	Score	RPI	S	Opponent	Score	RPI	S	Opponent	Score	RPI	S	Opponent	Score		
								73	A	El on	50	78	145	A	Col orado St.	48	85
								79	H	Oregon St.	44	97	165	A	Iowa St.	58	99
													252	A	East Carol ina	61	73
													265	A	UNCW	63	89
													269	H	Campbel l	51	58
													275	A	Wofford	56	77
													280	A	Coastal Caro.	65	68
													290	A	Presbyteri an	60	69
													296	A	Del aware St.	74	67
													311	A	USC Upstate	61	66
													349	H	Longwood	87	75

LAST 12 Di vi si on I GAMES:																	
296	A	Del aware St.	74	67	252	A	East Carol ina	61	73								
311	A	USC Upstate	61	66	165	A	Iowa St.	58	99								
269	H	Campbel l	51	58	280	A	Coastal Caro.	65	68								
73	A	El on	50	78	265	A	UNCW	63	89								
290	A	Presbyteri an	60	69	145	A	Col orado St.	48	85								
275	A	Wofford	56	77	79	H	Oregon St.	44	97								

Non-Div I Games: Johnson & Wales (NC) 8 51

N. C. Central

Average RPI Win:	292	WON-LOST	WINNING	LAST 10	STRENGTH OF	OPP. STRENGTH	TEAM	ADJ.	CONF.	ADJ CONF.
Average RPI Loss:	211	RECORD	PCT. RANK	GAMES	SCHEDULE	OF SCHEDULE	RPI	RPI	RPI	RPI
DIV. I ONLY	4- 10	274	4- 5	332	329	338	338	31	31	
DIV. I NON-CONF.	4- 9	249	4- 5	330	320	337	337	31	31	

TOTALS	RPI 1-25	RPI 26-50	W-L RECORDS	RPI 51-100	RPI 101-150	RPI 150+				
4- 10	0- 0	0- 0	OVERALL	0- 1	0- 0	4- 9				
4- 2	0- 0	0- 0	HOME	0- 0	0- 0	4- 2				
0- 8	0- 0	0- 0	AWAY	0- 0	0- 0	0- 1				
0- 0	0- 0	0- 0	NEUTRAL	0- 0	0- 0	0- 0				
4- 9	0- 0	0- 0	NON-CONFERENCE	0- 1	0- 0	4- 8				
4- 2	0- 0	0- 0	HOME	0- 0	0- 0	4- 2				
0- 7	0- 0	0- 0	AWAY	0- 1	0- 0	0- 6				
0- 0	0- 0	0- 0	NEUTRAL	0- 0	0- 0	0- 0				
0- 1	0- 0	0- 0	CONFERENCE	0- 0	0- 0	0- 1				
0- 0	0- 0	0- 0	HOME	0- 0	0- 0	0- 0				
0- 1	0- 0	0- 0	AWAY	0- 0	0- 0	0- 1				
0- 0	0- 0	0- 0	NEUTRAL	0- 0	0- 0	0- 0				

RPI 1-25				RPI 26-50				RPI 51-100				RPI 101+				Team's RPI: 338
RPI	S	Opponent	Score	RPI	S	Opponent	Score	RPI	S	Opponent	Score	RPI	S	Opponent	Score	
								79	A	Oregon St.	41 98	154	A	BYU	54 75	
												172	A	Weber St.	57 75	
												179	H	Idaho St.	58 70	
												198	A	Pepperdine	44 71	
												214	A	Eastern Wash.	41 61	
												217	H	Cal Poly	89 70	
												227	A	Denver	53 72	
												246	A	CSU Bakersfield	58 63	
												304	H	Cal St. Fullerton	36 73	
												305	H	Air Force	59 56	
												321	H	Utah St.	61 43	
												326	H	Southern Utah	69 61	
												340	A	Portland	64 71	
LAST 12 Division I GAMES:																
246	A	CSU Bakersfield	58 63	321	H	Utah St.	61 43									
227	A	Denver	53 72	305	H	Air Force	59 56									
304	H	Cal St. Fullerton	36 73	198	A	Pepperdine	44 71									
217	H	Cal Poly	89 70	326	H	Southern Utah	69 61									
179	H	Idaho St.	58 70	214	A	Eastern Wash.	41 61									
79	A	Oregon St.	41 98	154	A	BYU	54 75									

Non-Div I Games: Dixie St. 72 63 Antelope Valley 78 54

Utah Valley

Average RPI Win:	0	WON-LOST	WINNING	LAST 10	STRENGTH OF	OPP. STRENGTH	TEAM	ADJ.	CONF.	ADJ CONF.
Average RPI Loss:	171	RECORD	PCT. RANK	GAMES	SCHEDULE	OF SCHEDULE	RPI	RPI	RPI	RPI
DIV. I ONLY	0- 14	342	0- 10	229	188	339	339	32	32	
DIV. I NON-CONF.	0- 12	337	0- 10	113	209	312	312	32	32	

TOTALS	RPI 1-25	RPI 26-50	W-L RECORDS	RPI 51-100	RPI 101-150	RPI 150+				
0- 14	0- 1	0- 2	OVERALL	0- 2	0- 2	0- 7				
0- 2	0- 0	0- 0	HOME	0- 0	0- 0	0- 2				
0- 7	0- 0	0- 0	AWAY	0- 0	0- 0	0- 0				
0- 5	0- 0	0- 1	NEUTRAL	0- 1	0- 1	0- 2				
0- 12	0- 1	0- 2	NON-CONFERENCE	0- 2	0- 2	0- 5				
0- 1	0- 0	0- 0	HOME	0- 0	0- 0	0- 1				
0- 6	0- 1	0- 1	AWAY	0- 1	0- 1	0- 2				
0- 5	0- 0	0- 1	NEUTRAL	0- 1	0- 1	0- 2				
0- 2	0- 0	0- 0	CONFERENCE	0- 0	0- 0	0- 2				
0- 1	0- 0	0- 0	HOME	0- 0	0- 0	0- 1				
0- 1	0- 0	0- 0	AWAY	0- 0	0- 0	0- 1				
0- 0	0- 0	0- 0	NEUTRAL	0- 0	0- 0	0- 0				

RPI 1-25				RPI 26-50				RPI 51-100				RPI 101+ Team's RPI: 339			
RPI	S	Opponent	Score	RPI	S	Opponent	Score	RPI	S	Opponent	Score	RPI	S	Opponent	Score
3	A	Mississippi St.	36 112	37	A	Western Ky.	48 87	77	N	Dayton	46 65	107	A	UAB	72 87
				40	N	Michigan St.	64 83	87	A	Colorado	48 85	118	N	Drake	60 96
												220	A	Southern Miss.	69 84
												249	H	Nicholls St.	57 62
												270	N	UTSA	55 68
												278	H	Ark.-Pine Bluff	59 64
												279	N	Massachusetts	46 85
												291	A	Alabama St.	41 76
												335	A	Murray St.	63 64

LAST 12 Division I GAMES:															
291	A	Alabama St.	41 76	335	A	Murray St.	63 64								
278	H	Ark.-Pine Bluff	59 64	249	H	Nicholls St.	57 62								
3	A	Mississippi St.	36 112	37	A	Western Ky.	48 87								
40	N	Michigan St.	64 83	279	N	Massachusetts	46 85								
77	N	Dayton	46 65	270	N	UTSA	55 68								
87	A	Colorado	48 85	118	N	Drake	60 96								

Non-Div I Games:

Average RPI Win:	271	WON-LOST	WINNING	LAST 10	STRENGTH OF	OPP. STRENGTH	TEAM	ADJ.	CONF.	ADJ CONF.
Average RPI Loss:	197	RECORD	PCT. RANK	GAMES	SCHEDULE	OF SCHEDULE	RPI	RPI	RPI	RPI

DIV. I ONLY	2- 11	306	0- 9	284	307	340	340	13	13
DIV. I NON-CONF.	2- 7	286	0- 7	279	309	336	336	13	13

TOTALS	RPI 1-25	RPI 26-50	W-L RECORDS	RPI 51-100	RPI 101-150	RPI 150+			
2- 11	0- 0	0- 0	OVERALL	0- 0	0- 1	2- 10			
2- 6	0- 0	0- 0	HOME	0- 0	0- 0	2- 6			
0- 5	0- 0	0- 0	AWAY	0- 0	0- 1	0- 4			
0- 0	0- 0	0- 0	NEUTRAL	0- 0	0- 0	0- 0			
2- 7	0- 0	0- 0	NON-CONFERENCE	0- 0	0- 1	2- 6			
2- 4	0- 0	0- 0	HOME	0- 0	0- 0	2- 4			
0- 3	0- 0	0- 0	AWAY	0- 0	0- 1	0- 2			
0- 0	0- 0	0- 0	NEUTRAL	0- 0	0- 0	0- 0			
0- 4	0- 0	0- 0	CONFERENCE	0- 0	0- 0	0- 4			
0- 2	0- 0	0- 0	HOME	0- 0	0- 0	0- 2			
0- 2	0- 0	0- 0	AWAY	0- 0	0- 0	0- 2			
0- 0	0- 0	0- 0	NEUTRAL	0- 0	0- 0	0- 0			

RPI 1-25				RPI 26-50				RPI 51-100				RPI 101+				Team's RPI: 340
RPI	S	Opponent	Score	RPI	S	Opponent	Score	RPI	S	Opponent	Score	RPI	S	Opponent	Score	
												126	A	Washington	67	93
												154	H	BYU	58	72
												161	H	Saint Francis (PA)	101	106
												170	H	Portland St.	71	77
												172	H	Weber St.	70	91
												197	A	San Francisco	75	84
												201	A	San Diego	52	59
												203	H	Hawaii	76	47
												205	H	Boise St.	47	73
												223	A	UC Irvine	52	63
												259	H	Santa Clara	43	50
												304	A	Cal St. Fullerton	61	66
												338	H	Utah Valley	71	64
LAST 12 Division I GAMES:																
259	H	Santa Clara	43	50	172	H	Weber St.	70	91							
201	A	San Diego	52	59	205	H	Boise St.	47	73							
197	A	San Francisco	75	84	126	A	Washington	67	93							
154	H	BYU	58	72	170	H	Portland St.	71	77							
161	H	Saint Francis (PA)	101	106	304	A	Cal St. Fullerton	61	66							
338	H	Utah Valley	71	64	223	A	UC Irvine	52	63							

Non-Div I Games: Willamette 72 52 Warner Pacific 95 59

Portland

Average RPI Win:	347	WON-LOST	WINNING	LAST 10	STRENGTH OF	OPP. STRENGTH	TEAM	ADJ.	CONF.	ADJ CONF.
Average RPI Loss:	193	RECORD	PCT. RANK	GAMES	SCHEDULE	OF SCHEDULE	RPI	RPI	RPI	RPI
DIV. I ONLY	1- 14	340	0- 10	236	338	341	341	26	26	
DIV. I NON-CONF.	1- 10	327	0- 8	210	298	333	333	27	27	

TOTALS	RPI 1-25	RPI 26-50	W-L RECORDS	RPI 51-100	RPI 101-150	RPI 150+				
1- 14	0- 0	0- 0	OVERALL	0- 2	0- 3	1- 9				
1- 4	0- 0	0- 0	HOME	0- 1	0- 1	1- 2				
0- 9	0- 0	0- 0	AWAY	0- 1	0- 1	0- 7				
0- 1	0- 0	0- 0	NEUTRAL	0- 0	0- 1	0- 0				
1- 10	0- 0	0- 0	NON-CONFERENCE	0- 2	0- 3	1- 5				
1- 4	0- 0	0- 0	HOME	0- 1	0- 1	1- 2				
0- 5	0- 0	0- 0	AWAY	0- 1	0- 1	0- 3				
0- 1	0- 0	0- 0	NEUTRAL	0- 0	0- 1	0- 0				
0- 4	0- 0	0- 0	CONFERENCE	0- 0	0- 0	0- 4				
0- 0	0- 0	0- 0	HOME	0- 0	0- 0	0- 0				
0- 4	0- 0	0- 0	AWAY	0- 0	0- 0	0- 4				
0- 0	0- 0	0- 0	NEUTRAL	0- 0	0- 0	0- 0				

RPI 1-25				RPI 26-50				RPI 51-100				RPI 101+				Team's RPI: 341	
RPI	S	Opponent	Score	RPI	S	Opponent	Score	RPI	S	Opponent	Score	RPI	S	Opponent	Score		
								84	A	Wright St.	46	81	108	N	Del aware	37	66
								92	H	Northern Ill.	64	93	110	H	Bradley	52	67
													111	A	Cleveland St.	69	77
													167	A	Northwestern	40	74
													178	A	Saint Joseph' s	62	80
													206	H	North Texas	61	63
													211	A	Austin Peay	59	69
													241	A	Morehead St.	81	89
													256	H	Val parai so	67	76
													295	A	Eastern Ky.	51	67
													314	A	Fort Wayne	77	93
													335	A	Murray St.	61	72
													347	H	Evansville	79	52
LAST 12 Division I GAMES:																	
				295	A	Eastern Ky.	51	67				206	H	North Texas	61	63	
				241	A	Morehead St.	81	89				256	H	Val parai so	67	76	
				211	A	Austin Peay	59	69				314	A	Fort Wayne	77	93	
				335	A	Murray St.	61	72				110	H	Bradley	52	67	
				167	A	Northwestern	40	74				111	A	Cleveland St.	69	77	
				178	A	Saint Joseph' s	62	80				108	N	Del aware	37	66	

Non-Div I Games:

Eastern Ill.

Average RPI Win:	230	WON-LOST	WINNING	LAST 10	STRENGTH OF	OPP. STRENGTH	TEAM	ADJ.	CONF.	ADJ CONF.
Average RPI Loss:	242	RECORD	PCT. RANK	GAMES	SCHEDULE	OF SCHEDULE	RPI	RPI	RPI	RPI
DIV. I ONLY	3- 11	293	0- 9	337	336	342	342	25	25	
DIV. I NON-CONF.	3- 8	267	2- 6	312	343	326	326	25	25	

TOTALS	RPI 1-25	RPI 26-50	W-L RECORDS	RPI 51-100	RPI 101-150	RPI 150+				
3- 11	0- 0	0- 0	OVERALL	0- 0	1- 2	2- 9				
1- 4	0- 0	0- 0	HOME	0- 0	0- 1	1- 3				
1- 7	0- 0	0- 0	AWAY	0- 0	0- 1	1- 5				
1- 0	0- 0	0- 0	NEUTRAL	0- 0	1- 0	0- 0				
3- 8	0- 0	0- 0	NON-CONFERENCE	0- 0	1- 2	2- 6				
1- 3	0- 0	0- 0	HOME	0- 0	0- 1	1- 2				
1- 5	0- 0	0- 0	AWAY	0- 0	0- 1	1- 4				
1- 0	0- 0	0- 0	NEUTRAL	0- 0	1- 0	0- 0				
0- 3	0- 0	0- 0	CONFERENCE	0- 0	0- 0	0- 3				
0- 1	0- 0	0- 0	HOME	0- 0	0- 0	0- 1				
0- 2	0- 0	0- 0	AWAY	0- 0	0- 0	0- 2				
0- 0	0- 0	0- 0	NEUTRAL	0- 0	0- 0	0- 0				

RPI 1-25				RPI 26-50				RPI 51-100				RPI 101+				Team's RPI: 342
RPI	S	Opponent	Score	RPI	S	Opponent	Score	RPI	S	Opponent	Score	RPI	S	Opponent	Score	
												103	A	Seton Hall	49	91
												108	N	Delaware	90	87
												142	H	Yale	49	70
												178	A	Saint Joseph's	58	87
												235	H	Lafayette	64	61
												240	A	Manhattan	64	76
												255	A	Fairleigh Dickinson	59	69
												257	A	LIU Brooklyn	46	57
												268	A	Monmouth	44	51
												279	A	Massachusetts	65	81
												293	H	Rider	52	57
												303	H	St. Francis Brooklyn	49	64
												346	A	NJIT	59	52
												348	H	UMass Lowell	60	66

LAST 12 Division I GAMES:																
				268	A	Monmouth	44	51		279	A	Massachusetts	65	81		
				293	H	Rider	52	57		348	H	UMass Lowell	60	66		
				240	A	Manhattan	64	76		303	H	St. Francis Brooklyn	49	64		
				255	A	Fairleigh Dickinson	59	69		178	A	Saint Joseph's	58	87		
				142	H	Yale	49	70		108	N	Delaware	90	87		
				257	A	LIU Brooklyn	46	57		346	A	NJIT	59	52		

Non-Div I Games:

Saint Peter's

Average RPI Win:	308	WON-LOST	WINNING	LAST 10	STRENGTH OF	OPP. STRENGTH	TEAM	ADJ.	CONF.	ADJ CONF.
Average RPI Loss:	193	RECORD	PCT. RANK	GAMES	SCHEDULE	OF SCHEDULE	RPI	RPI	RPI	RPI
DIV. I ONLY	2- 11	306	2- 8	303	299	343	343	24	24	
DIV. I NON-CONF.	1- 8	313	1- 7	294	301	344	344	24	24	

TOTALS	RPI 1-25	RPI 26-50	W-L RECORDS	RPI 51-100	RPI 101-150	RPI 150+				
2- 11	0- 0	0- 0	OVERALL	0- 2	0- 2	2- 7				
2- 3	0- 0	0- 0	HOME	0- 0	0- 0	2- 3				
0- 8	0- 0	0- 0	AWAY	0- 1	0- 0	0- 0				
0- 0	0- 0	0- 0	NEUTRAL	0- 0	0- 0	0- 0				
1- 8	0- 0	0- 0	NON-CONFERENCE	0- 2	0- 1	1- 5				
1- 2	0- 0	0- 0	HOME	0- 0	0- 0	1- 2				
0- 6	0- 0	0- 0	AWAY	0- 2	0- 1	0- 3				
0- 0	0- 0	0- 0	NEUTRAL	0- 0	0- 0	0- 0				
1- 3	0- 0	0- 0	CONFERENCE	0- 0	0- 1	1- 2				
1- 1	0- 0	0- 0	HOME	0- 0	0- 0	1- 1				
0- 2	0- 0	0- 0	AWAY	0- 0	0- 1	0- 1				
0- 0	0- 0	0- 0	NEUTRAL	0- 0	0- 0	0- 0				

RPI 1-25				RPI 26-50				RPI 51-100				RPI 101+				Team's RPI: 343	
RPI	S	Opponent	Score	RPI	S	Opponent	Score	RPI	S	Opponent	Score	RPI	S	Opponent	Score		
								53	A	Oklahoma St.	58	112	125	A	Rice	47	63
								98	A	Auburn	41	67	147	A	Little Rock	37	57
													171	A	Louisiana Tech	49	71
													193	A	Arkansas St.	62	76
													224	H	New Orleans	51	89
													247	A	Grambling	52	61
													276	H	Appalachian St.	67	71
													280	H	Coastal Caro.	62	56
													283	A	McNeese	61	65
													310	H	Northwestern St.	48	70
													336	H	Houston Baptist	77	73
LAST 12 Division I GAMES:																	
276	H	Appalachian St.	67	71	336	H	Houston Baptist	77	73	224	H	New Orleans	51	89			
280	H	Coastal Caro.	62	56	125	A	Rice	47	63	171	A	Louisiana Tech	49	71			
147	A	Little Rock	37	57	310	H	Northwestern St.	48	70	193	A	Arkansas St.	62	76			
53	A	Oklahoma St.	58	112	98	A	Auburn	41	67	53	A	Oklahoma St.	58	112			
283	A	McNeese	61	65													

Non-Div I Games: Millsaps 73 41 Centenary (LA) 90 53

La. -Monroe

Average RPI Win:	0	WON-LOST	WINNING	LAST 10	STRENGTH OF	OPP. STRENGTH	TEAM	ADJ.	CONF.	ADJ CONF.
Average RPI Loss:	198	RECORD	PCT. RANK	GAMES	SCHEDULE	OF SCHEDULE	RPI	RPI	RPI	RPI
DIV. I ONLY	0- 12	342	0- 10	217	332	344	344	29	29	
DIV. I NON-CONF.	0- 10	337	0- 9	235	305	343	343	29	29	

TOTALS	RPI 1-25	RPI 26-50	W-L RECORDS	RPI 51-100	RPI 101-150	RPI 150+				
0- 12	0- 0	0- 1	OVERALL	0- 3	0- 0	0- 8				
0- 5	0- 0	0- 0	HOME	0- 1	0- 0	0- 4				
0- 7	0- 0	0- 1	AWAY	0- 2	0- 0	0- 4				
0- 0	0- 0	0- 0	NEUTRAL	0- 0	0- 0	0- 0				
0- 10	0- 0	0- 1	NON-CONFERENCE	0- 3	0- 0	0- 6				
0- 4	0- 0	0- 0	HOME	0- 1	0- 0	0- 3				
0- 6	0- 0	0- 1	AWAY	0- 2	0- 0	0- 3				
0- 0	0- 0	0- 0	NEUTRAL	0- 0	0- 0	0- 0				
0- 2	0- 0	0- 0	CONFERENCE	0- 0	0- 0	0- 2				
0- 1	0- 0	0- 0	HOME	0- 0	0- 0	0- 1				
0- 1	0- 0	0- 0	AWAY	0- 0	0- 0	0- 1				
0- 0	0- 0	0- 0	NEUTRAL	0- 0	0- 0	0- 0				

RPI	S	Opponent	Score	RPI	S	Opponent	Score	RPI	S	Opponent	Score	RPI	S	Opponent	Score	Team's RPI: 344
29	A	Duke	30	101	70	A	Mercer	45	93	182	H	ETSU	63	74		
					73	A	El on	37	98	199	A	Radford	52	78		
					76	H	Duquesne	54	81	226	A	Akron	43	69		
										269	H	Campbel l	48	72		
										275	H	Wofford	68	73		
										317	A	Marshall	40	70		
										327	H	South Carolina St.	37	65		
										330	A	Tennessee Tech	41	70		
LAST 12 Division I GAMES:																
269	H	Campbel l	48	72	275	H	Wofford	68	73							
199	A	Radford	52	78	182	H	ETSU	63	74							
330	A	Tennessee Tech	41	70	317	A	Marshall	40	70							
70	A	Mercer	45	93	226	A	Akron	43	69							
29	A	Duke	30	101	327	H	South Carolina St.	37	65							
73	A	El on	37	98	76	H	Duquesne	54	81							

Non-Div I Games: N. C. Wesleyan 94 50

Winthrop

Average RPI Win:	332	WON-LOST	WINNING	LAST 10	STRENGTH OF	OPP. STRENGTH	TEAM	ADJ.	CONF.	ADJ CONF.
Average RPI Loss:	222	RECORD	PCT. RANK	GAMES	SCHEDULE	OF SCHEDULE	RPI	RPI	RPI	RPI
DIV. I ONLY	1- 14	340	1- 8	300	340	346	346	20	20	
DIV. I NON-CONF.	1- 13	336	1- 9	282	341	346	346	20	20	

TOTALS	RPI 1-25	RPI 26-50	W-L RECORDS	RPI 51-100	RPI 101-150	RPI 150+				
1- 14	0- 0	0- 1	OVERALL	0- 1	0- 0	1- 12				
1- 7	0- 0	0- 0	HOME	0- 0	0- 0	1- 7				
0- 7	0- 0	0- 1	AWAY	0- 1	0- 0	0- 5				
0- 0	0- 0	0- 0	NEUTRAL	0- 0	0- 0	0- 0				
1- 13	0- 0	0- 1	NON-CONFERENCE	0- 1	0- 0	1- 11				
1- 6	0- 0	0- 0	HOME	0- 0	0- 0	1- 6				
0- 7	0- 0	0- 1	AWAY	0- 1	0- 0	0- 5				
0- 0	0- 0	0- 0	NEUTRAL	0- 0	0- 0	0- 0				
0- 1	0- 0	0- 0	CONFERENCE	0- 0	0- 0	0- 1				
0- 1	0- 0	0- 0	HOME	0- 0	0- 0	0- 1				
0- 0	0- 0	0- 0	AWAY	0- 0	0- 0	0- 0				
0- 0	0- 0	0- 0	NEUTRAL	0- 0	0- 0	0- 0				

RPI 1-25				RPI 26-50				RPI 51-100				RPI 101+ Team's RPI: 346			
RPI	S	Opponent	Score	RPI	S	Opponent	Score	RPI	S	Opponent	Score	RPI	S	Opponent	Score
				46	A	South Dakota St.	48 92					89	A	Dartmouth	50 81
												163	H	Penn	38 77
												175	A	Binghamton	36 67
												194	A	Army West Point	49 79
												202	A	Lehigh	50 64
												209	A	Morgan St.	43 55
												255	H	Fairleigh Dickinson	70 74
												257	H	LIU Brooklyn	49 67
												266	A	North Dakota St.	58 105
												293	H	Rider	64 79
												306	H	Cornell	46 61
												311	H	USC Upstate	57 95
												332	H	Long Beach St.	73 57
												342	H	Saint Peter's	52 59
LAST 12 Division I GAMES:															
				311	H	USC Upstate	57 95					175	A	Binghamton	36 67
				306	H	Cornell	46 61					202	A	Lehigh	50 64
				163	H	Penn	38 77					209	A	Morgan St.	43 55
				332	H	Long Beach St.	73 57					257	H	LIU Brooklyn	49 67
				293	H	Rider	64 79					89	A	Dartmouth	50 81
				342	H	Saint Peter's	52 59					194	A	Army West Point	49 79

Non-Div I Games: St. Joseph's (Brkln)106 42

NJIT

Average RPI Win:	335	WON-LOST	WINNING	LAST 10	STRENGTH OF	OPP. STRENGTH	TEAM	ADJ.	CONF.	ADJ CONF.
Average RPI Loss:	210	RECORD	PCT. RANK	GAMES	SCHEDULE	OF SCHEDULE	RPI	RPI	RPI	RPI
DIV. I ONLY	1- 11	334	0- 9	325	291	347	347	23	23	
DIV. I NON-CONF.	1- 8	313	0- 7	306	313	345	345	21	21	

TOTALS	RPI 1-25	RPI 26-50	W-L RECORDS	RPI 51-100	RPI 101-150	RPI 150+				
1- 11	0- 0	0- 1	OVERALL	0- 0	0- 1	1- 9				
1- 3	0- 0	0- 0	HOME	0- 0	0- 0	1- 3				
0- 8	0- 0	0- 0	AWAY	0- 0	0- 1	0- 1				
0- 0	0- 0	0- 0	NEUTRAL	0- 0	0- 0	0- 0				
1- 8	0- 0	0- 1	NON-CONFERENCE	0- 0	0- 1	1- 6				
1- 1	0- 0	0- 0	HOME	0- 0	0- 0	1- 1				
0- 7	0- 0	0- 1	AWAY	0- 0	0- 1	0- 5				
0- 0	0- 0	0- 0	NEUTRAL	0- 0	0- 0	0- 0				
0- 3	0- 0	0- 0	CONFERENCE	0- 0	0- 0	0- 3				
0- 2	0- 0	0- 0	HOME	0- 0	0- 0	0- 2				
0- 1	0- 0	0- 0	AWAY	0- 0	0- 0	0- 1				
0- 0	0- 0	0- 0	NEUTRAL	0- 0	0- 0	0- 0				

RPI 1-25				RPI 26-50				RPI 51-100				RPI 101+ Team's RPI: 347			
RPI	S	Opponent	Score	RPI	S	Opponent	Score	RPI	S	Opponent	Score	RPI	S	Opponent	Score
				37	A	Western Ky.	54 92					105	A	Kentucky	62 100
												168	A	Southeast Mo. St.	65 74
												181	H	Southern Ill.	62 74
												183	H	Missouri St.	65 95
												211	A	Austin Peay	73 82
												241	H	Morehead St.	75 82
												263	A	Alabama A&M	56 70
												285	A	Indiana St.	48 56
												297	A	Ill. -Chicago	77 96
												335	H	Murray St.	89 81
												341	A	Eastern Ill.	52 79
LAST 12 Division I GAMES:															
				285	A	Indiana St.	48 56	241	H	Morehead St.	75 82				
				183	H	Missouri St.	65 95	105	A	Kentucky	62 100				
				181	H	Southern Ill.	62 74	211	A	Austin Peay	73 82				
				168	A	Southeast Mo. St.	65 74	37	A	Western Ky.	54 92				
				297	A	Ill. -Chicago	77 96	341	A	Eastern Ill.	52 79				
				335	H	Murray St.	89 81	263	A	Alabama A&M	56 70				

Non-Div I Games: Oakland City 96 59 Westminster (MO) 79 53

Average RPI Win:	252	WON-LOST	WINNING	LAST 10	STRENGTH OF	OPP. STRENGTH	TEAM	ADJ.	CONF.	ADJ CONF.
Average RPI Loss:	272	RECORD	PCT. RANK	GAMES	SCHEDULE	OF SCHEDULE	RPI	RPI	RPI	RPI
DIV. I ONLY	2- 11	306	1- 8	346	348	348	348	21	21	
DIV. I NON-CONF.	2- 10	300	2- 8	342	345	348	348	22	22	

TOTALS	RPI 1-25	RPI 26-50	W-L RECORDS	RPI 51-100	RPI 101-150	RPI 150+				
2- 11	0- 0	0- 0	OVERALL	0- 0	0- 0	2- 11				
1- 4	0- 0	0- 0	HOME	0- 0	0- 0	1- 4				
1- 7	0- 0	0- 0	AWAY	0- 0	0- 0	1- 7				
0- 0	0- 0	0- 0	NEUTRAL	0- 0	0- 0	0- 0				
2- 10	0- 0	0- 0	NON-CONFERENCE	0- 0	0- 0	2- 10				
1- 4	0- 0	0- 0	HOME	0- 0	0- 0	1- 4				
1- 6	0- 0	0- 0	AWAY	0- 0	0- 0	1- 6				
0- 0	0- 0	0- 0	NEUTRAL	0- 0	0- 0	0- 0				
0- 1	0- 0	0- 0	CONFERENCE	0- 0	0- 0	0- 1				
0- 0	0- 0	0- 0	HOME	0- 0	0- 0	0- 0				
0- 1	0- 0	0- 0	AWAY	0- 0	0- 0	0- 1				
0- 0	0- 0	0- 0	NEUTRAL	0- 0	0- 0	0- 0				

RPI 1-25				RPI 26-50				RPI 51-100				RPI 101+				Team's RPI: 348
RPI	S	Opponent	Score	RPI	S	Opponent	Score	RPI	S	Opponent	Score	RPI	S	Opponent	Score	
												162	H	Col umbi a	77	70
												209	H	Morgan St.	59	65
												221	A	Texas Tech	65	93
												233	H	Holy Cross	56	84
												243	A	Col gate	64	84
												245	A	Fai rfi eld	67	78
												255	A	Fai rlei gh Di cki nson	51	60
												279	H	Massachusetts	63	73
												306	H	Cornell	53	71
												320	A	Rhode Island	64	81
												328	A	Vermont	55	63
												342	A	Saint Peter's	66	60
												349	A	Longwood	82	84
LAST 12 Division I GAMES:																
				328	A	Vermont	55	63	342	A	Saint Peter's	66	60			
				306	H	Cornell	53	71	243	A	Col gate	64	84			
				209	H	Morgan St.	59	65	245	A	Fai rfi eld	67	78			
				279	H	Massachusetts	63	73	221	A	Texas Tech	65	93			
				255	A	Fai rlei gh Di cki nson	51	60	349	A	Longwood	82	84			
				233	H	Holy Cross	56	84	162	H	Col umbi a	77	70			

Non-Div I Games: Fisher 102 47

UMass Lowell

Average RPI Win:	319	WON-LOST	WINNING	LAST 10	STRENGTH OF	OPP. STRENGTH	TEAM	ADJ.	CONF.	ADJ CONF.
Average RPI Loss:	265	RECORD	PCT. RANK	GAMES	SCHEDULE	OF SCHEDULE	RPI	RPI	RPI	RPI
DIV. I ONLY	2- 10	303	1- 8	347	349	349	349	29	29	
DIV. I NON-CONF.	1- 9	318	1- 8	341	348	349	349	29	29	

TOTALS	RPI 1-25	RPI 26-50	W-L RECORDS	RPI 51-100	RPI 101-150	RPI 150+				
2- 10	0- 0	0- 0	OVERALL	0- 0	0- 1	2- 9				
2- 3	0- 0	0- 0	HOME	0- 0	0- 0	2- 3				
0- 7	0- 0	0- 0	AWAY	0- 0	0- 0	0- 0				
0- 0	0- 0	0- 0	NEUTRAL	0- 0	0- 0	0- 0				
1- 9	0- 0	0- 0	NON-CONFERENCE	0- 0	0- 1	1- 8				
1- 3	0- 0	0- 0	HOME	0- 0	0- 0	1- 3				
0- 6	0- 0	0- 0	AWAY	0- 0	0- 1	0- 5				
0- 0	0- 0	0- 0	NEUTRAL	0- 0	0- 0	0- 0				
1- 1	0- 0	0- 0	CONFERENCE	0- 0	0- 0	1- 1				
1- 0	0- 0	0- 0	HOME	0- 0	0- 0	1- 0				
0- 1	0- 0	0- 0	AWAY	0- 0	0- 0	0- 1				
0- 0	0- 0	0- 0	NEUTRAL	0- 0	0- 0	0- 0				

RPI 1-25				RPI 26-50				RPI 51-100				RPI 101+ Team's RPI : 349			
RPI	S	Opponent	Score	RPI	S	Opponent	Score	RPI	S	Opponent	Score	RPI	S	Opponent	Score
												115	A	George Mason	41 60
												216	H	Norfolk St.	45 64
												236	A	Eastern Mi ch.	44 73
												255	H	Fai r l e i g h D i c k i n s o n	52 72
												256	H	Val parai so	68 81
												290	H	Presbyteri an	66 56
												296	A	Del aware St.	56 60
												298	A	Wagner	43 60
												317	A	Marshall	45 90
												322	A	Charleston So.	57 73
												337	A	N. C. Central	75 87
												348	H	UMass Lowell	84 82
LAST 12 Division I GAMES:															
				290	H	Presbyteri an	66 56					298	A	Wagner	43 60
				322	A	Charleston So.	57 73					256	H	Val parai so	68 81
				216	H	Norfolk St.	45 64					296	A	Del aware St.	56 60
				115	A	George Mason	41 60					255	H	Fai r l e i g h D i c k i n s o n	52 72
				236	A	Eastern Mi ch.	44 73					348	H	UMass Lowell	84 82
				317	A	Marshall	45 90					337	A	N. C. Central	75 87

Non-Div I Games: Milligan 66 56

Longwood