

Average RPI Win:	305	WON-LOST	WINNING	LAST 10	STRENGTH OF	OPP. STRENGTH	TEAM	ADJ.	CONF.	ADJ CONF.
Average RPI Loss:	157	RECORD	PCT. RANK	GAMES	SCHEDULE	OF SCHEDULE	RPI	RPI	RPI	RPI
DIV. I ONLY	6- 5	142	6-4	331	161	213	213	25	25	
DIV. I NON-CONF.	3- 4	201	3-3	292	91	197	197	23	23	
TOTALS	RPI 1-25	RPI 26-50	W-L RECORDS	RPI 51-100	RPI 101-150	RPI 150+				
6- 5	0- 2	0- 0	OVERALL	0- 0	0- 0	6- 3				
3- 0	0- 0	0- 0	HOME	0- 0	0- 0	3- 0				
2- 5	0- 2	0- 0	AWAY	0- 0	0- 0	2- 3				
1- 0	0- 0	0- 0	NEUTRAL	0- 0	0- 0	1- 0				
3- 4	0- 2	0- 0	NON-CONFERENCE	0- 0	0- 0	3- 2				
1- 0	0- 0	0- 0	HOME	0- 0	0- 0	1- 0				
1- 4	0- 2	0- 0	AWAY	0- 0	0- 0	1- 2				
1- 0	0- 0	0- 0	NEUTRAL	0- 0	0- 0	1- 0				
3- 1	0- 0	0- 0	CONFERENCE	0- 0	0- 0	3- 1				
2- 0	0- 0	0- 0	HOME	0- 0	0- 0	2- 0				
1- 1	0- 0	0- 0	AWAY	0- 0	0- 0	1- 1				
0- 0	0- 0	0- 0	NEUTRAL	0- 0	0- 0	0- 0				

RPI 1-25				RPI 26-50				RPI 51-100				RPI 101+ Team's RPI: 213			
RPI	S	Opponent	Score	RPI	S	Opponent	Score	RPI	S	Opponent	Score	RPI	S	Opponent	Score
2	A	Missouri St.	51 79									229	A	Southeastern La.	44 48
9	A	Texas A&M	48 85									236	H	Central Ark.	67 47
												264	A	South Alabama	82 83
												279	A	Texas St.	48 57
												282	N	Prairie View	64 52
												310	H	Nicholls St.	55 49
												333	A	UTRGV	59 54
												333	H	UTRGV	61 50
												335	A	Northwestern St.	72 59
LAST 10 Division I															
229	A	Southeastern La.	44 48	333	A	UTRGV	59 54								
335	A	Northwestern St.	72 59	279	A	Texas St.	48 57								
9	A	Texas A&M	48 85	333	H	UTRGV	61 50								
236	H	Central Ark.	67 47	282	N	Prairie View	64 52								
310	H	Nicholls St.	55 49	264	A	South Alabama	82 83								

Non-Div I Games: UNKNOWN 75 55 Huston-Tillotson 63 49 Texas Wesleyan 90 52

A&M-Corpus Christi

Loss, Non-Conf, S Site, H Home A Away N Neutral

Average RPI Win: 200	WON-LOST	WINNING	LAST 10	STRENGTH OF	OPP. STRENGTH	TEAM	ADJ.	CONF.	ADJ CONF.
Average RPI Loss: 55	RECORD	PCT. RANK	GAMES	SCHEDULE	OF SCHEDULE	RPI	RPI	RPI	RPI
DIV. I ONLY	7- 1	20	7-1	318	17	76	76	25	25
DIV. I NON-CONF.	4- 1	54	4-1	260	37	63	63	23	23

TOTALS	RPI 1-25	RPI 26-50	W-L RECORDS	RPI 51-100	RPI 101-150	RPI 150+
7- 1	0- 0	0- 0	OVERALL	0- 1	2- 0	5- 0
4- 0	0- 0	0- 0	HOME	0- 0	1- 0	3- 0
3- 1	0- 0	0- 0	AWAY	0- 1	1- 0	2- 0
0- 0	0- 0	0- 0	NEUTRAL	0- 0	0- 0	0- 0
4- 1	0- 0	0- 0	NON-CONFERENCE	0- 1	1- 0	3- 0
2- 0	0- 0	0- 0	HOME	0- 0	0- 0	2- 0
2- 1	0- 0	0- 0	AWAY	0- 1	1- 0	1- 0
0- 0	0- 0	0- 0	NEUTRAL	0- 0	0- 0	0- 0
3- 0	0- 0	0- 0	CONFERENCE	0- 0	1- 0	2- 0
2- 0	0- 0	0- 0	HOME	0- 0	1- 0	1- 0
1- 0	0- 0	0- 0	AWAY	0- 0	0- 0	1- 0
0- 0	0- 0	0- 0	NEUTRAL	0- 0	0- 0	0- 0

RPI 1-25	RPI 26-50	RPI 51-100	Team's RPI: 76	RPI 101+
RPI S Opponent Score	RPI S Opponent Score	RPI S Opponent Score		RPI S Opponent Score
		55 A Oklahoma 65 78		114 H New Orleans 76 62
				124 A Wright St. 83 64
				160 A Portland 76 69
				174 H Lamar University 78 72
				214 H Tulsa 73 63
				305 H New Mexico St. 67 54
				310 A Nicholls St. 95 84
LAST 10 Division I				
174 H Lamar University 78 72	160 A Portland 76 69			
305 H New Mexico St. 67 54	55 A Oklahoma 65 78			
310 A Nicholls St. 95 84	124 A Wright St. 83 64			
114 H New Orleans 76 62				
214 H Tulsa 73 63				

Non-Div I Games: Howard Payne 96 38 Schreiner 110 37 Southwest (NM) 104 52 McMurry 111 43
Abilene Christian

Loss, Non-Conf, S Site, H Home A Away N Neutral

Air Force

Through Games Of Jan. 5, 2020

Average RPI Win:	310	WON-LOST	WINNING	LAST 10	STRENGTH OF	OPP. STRENGTH	TEAM	ADJ.	CONF.	ADJ CONF.
Average RPI Loss:	189	RECORD	PCT. RANK	GAMES	SCHEDULE	OF SCHEDULE	RPI	RPI	RPI	RPI
DIV. I ONLY	2- 11	319	1-9	255	290	323	323	22	22	
DIV. I NON-CONF.	1- 9	326	0-7	254	265	336	336	25	25	
TOTALS	RPI 1-25	RPI 26-50	W-L RECORDS	RPI 51-100	RPI 101-150	RPI 150+				
2- 11	0- 0	0- 0	OVERALL	0- 2	0- 1	2- 8				
1- 5	0- 0	0- 0	HOME	0- 0	0- 0	1- 5				
1- 6	0- 0	0- 0	AWAY	0- 2	0- 1	1- 3				
0- 0	0- 0	0- 0	NEUTRAL	0- 0	0- 0	0- 0				
1- 9	0- 0	0- 0	NON-CONFERENCE	0- 2	0- 1	1- 6				
1- 3	0- 0	0- 0	HOME	0- 0	0- 0	1- 3				
0- 6	0- 0	0- 0	AWAY	0- 2	0- 1	0- 3				
0- 0	0- 0	0- 0	NEUTRAL	0- 0	0- 0	0- 0				
1- 2	0- 0	0- 0	CONFERENCE	0- 0	0- 0	1- 2				
0- 2	0- 0	0- 0	HOME	0- 0	0- 0	0- 2				
1- 0	0- 0	0- 0	AWAY	0- 0	0- 0	1- 0				
0- 0	0- 0	0- 0	NEUTRAL	0- 0	0- 0	0- 0				

RPI S	Opponent	Score	RPI S	Opponent	Score	RPI S	Opponent	Score	RPI S	Opponent	Score	Team's RPI: 323
						51	A Arizona St.	56 87	126	A Northern Colo.	62 72	
						93	A Tennessee	54 81	160	H Portland	56 72	
									191	H Wyoming	63 65	
									204	H San Diego	59 70	
									224	A Cal St. Fullerton	70 79	
									242	H UNLV	60 67	
									249	A Long Beach St.	68 74	
									263	H Army West Point	66 68	
									274	A Navy	59 67	
									303	A Nevada	68 61	
									316	H NJIT	68 48	
LAST 10 Division I												
249	A Long Beach St.	68 74	242	H UNLV	60 67							
303	A Nevada	68 61	224	A Cal St. Fullerton	70 79							
191	H Wyoming	63 65	160	H Portland	56 72							
93	A Tennessee	54 81	126	A Northern Colo.	62 72							
274	A Navy	59 67	204	H San Diego	59 70							

Non-Div I Games: Neb. Wesleyan 93 42

Air Force

Loss, Non-Conf, S Site, H Home A Away N Neutral

Average RPI Win:	249	WON-LOST	WINNING	LAST 10	STRENGTH OF	OPP. STRENGTH	TEAM	ADJ.	CONF.	ADJ CONF.
Average RPI Loss:	102	RECORD	PCT. RANK	GAMES	SCHEDULE	OF SCHEDULE	RPI	RPI	RPI	RPI
DIV. I ONLY	7- 5	123	5-5	204	219	163	163	10	10	
DIV. I NON-CONF.	7- 4	100	5-4	220	244	147	147	10	10	
TOTALS	RPI 1-25	RPI 26-50	W-L RECORDS	RPI 51-100	RPI 101-150	RPI 150+				
7- 5	0- 0	0- 2	OVERALL	1- 1	0- 0	6- 2				
3- 3	0- 0	0- 2	HOME	1- 1	0- 0	2- 0				
2- 2	0- 0	0- 0	AWAY	0- 0	0- 0	2- 2				
2- 0	0- 0	0- 0	NEUTRAL	0- 0	0- 0	2- 0				
7- 4	0- 0	0- 1	NON-CONFERENCE	1- 1	0- 0	6- 2				
3- 2	0- 0	0- 1	HOME	1- 1	0- 0	2- 0				
2- 2	0- 0	0- 0	AWAY	0- 0	0- 0	2- 2				
2- 0	0- 0	0- 0	NEUTRAL	0- 0	0- 0	2- 0				
0- 1	0- 0	0- 1	CONFERENCE	0- 0	0- 0	0- 0				
0- 1	0- 0	0- 1	HOME	0- 0	0- 0	0- 0				
0- 0	0- 0	0- 0	AWAY	0- 0	0- 0	0- 0				
0- 0	0- 0	0- 0	NEUTRAL	0- 0	0- 0	0- 0				

RPI 1-25				RPI 26-50				RPI 51-100				RPI 101+				Team's RPI: 163	
RPI	S	Opponent	Score	RPI	S	Opponent	Score	RPI	S	Opponent	Score	RPI	S	Opponent	Score		
				41	H	Central Mich.	72 77	64	H	N.C. A&T	64 52	155	A	Butler	55 76		
				45	H	Michigan	71 80	98	H	Duquesne	63 88	170	A	Cleveland St.	62 66		
												182	H	Youngstown St.	91 62		
												276	A	St. Bonaventure	63 54		
												284	N	Denver	88 72		
												300	N	Morgan St.	52 45		
												313	H	Purdue Fort Wayne	64 53		
												321	A	Detroit Mercy	81 60		
LAST 10 Division I																	
				284	N	Denver	88 72	41	H	Central Mich.	72 77						
				64	H	N.C. A&T	64 52	300	N	Morgan St.	52 45						
				155	A	Butler	55 76	321	A	Detroit Mercy	81 60						
				98	H	Duquesne	63 88	182	H	Youngstown St.	91 62						
				170	A	Cleveland St.	62 66	45	H	Michigan	71 80						

Non-Div I Games:

Akron

■ Loss,
 ■ Non-Conf,
 ■ S Site,
 ■ H Home
 ■ A Away
 N Neutral

Alabama

Through Games Of Jan. 5, 2020

Average RPI Win:	182	WON-LOST	WINNING	LAST 10	STRENGTH OF	OPP. STRENGTH	TEAM	ADJ.	CONF.	ADJ CONF.
Average RPI Loss:	78	RECORD	PCT. RANK	GAMES	SCHEDULE	OF SCHEDULE	RPI	RPI	RPI	RPI
DIV. I ONLY	10- 5	83	6-4	72	144	79	79	4	4	
DIV. I NON-CONF.	10- 3	60	6-2	138	187	78	78	4	4	
TOTALS	RPI 1-25	RPI 26-50	W-L RECORDS	RPI 51-100	RPI 101-150	RPI 150+				
10- 5	0- 1	1- 1	OVERALL	0- 1	3- 1	6- 1				
6- 3	0- 1	0- 0	HOME	0- 1	2- 0	4- 1				
3- 1	0- 0	0- 1	AWAY	0- 0	1- 0	2- 0				
1- 1	0- 0	1- 0	NEUTRAL	0- 0	0- 1	0- 0				
10- 3	0- 0	1- 0	NON-CONFERENCE	0- 1	3- 1	6- 1				
6- 2	0- 0	0- 0	HOME	0- 1	2- 0	4- 1				
3- 0	0- 0	0- 0	AWAY	0- 0	1- 0	2- 0				
1- 1	0- 0	1- 0	NEUTRAL	0- 0	0- 1	0- 0				
0- 2	0- 1	0- 1	CONFERENCE	0- 0	0- 0	0- 0				
0- 1	0- 1	0- 0	HOME	0- 0	0- 0	0- 0				
0- 1	0- 0	0- 1	AWAY	0- 0	0- 0	0- 0				
0- 0	0- 0	0- 0	NEUTRAL	0- 0	0- 0	0- 0				

RPI 1-25				RPI 26-50				RPI 51-100				Team's RPI: 79	RPI 101+			
RPI	S	Opponent	Score	RPI	S	Opponent	Score	RPI	S	Opponent	Score		RPI	S	Opponent	Score
6	H	South Carolina	78 93	43	N	UNI	87 77	74	H	Iowa St.	66 75		105	N	Southern California	57 60
				48	A	LSU	60 71						106	H	Colgate	72 52
													108	H	North Carolina	83 77
													145	A	Tulane	66 56
													156	H	Hampton	61 64
													171	H	Bethune-Cookman	60 49
													173	A	Clemson	67 54
													229	H	Southeastern La.	87 50
													264	A	South Alabama	74 62
													265	H	Radford	85 51
													312	H	Mercer	111 56
LAST 10 Division I																
229	H	Southeastern La.	87 50	6	H	South Carolina	78 93	48	A	LSU	60 71		74	H	Iowa St.	66 75
265	H	Radford	85 51	43	N	UNI	87 77	105	N	Southern California	57 60					
171	H	Bethune-Cookman	60 49													
108	H	North Carolina	83 77													
106	H	Colgate	72 52													

Non-Div I Games:

Alabama

■ Loss,
 ■ Non-Conf, S Site,
 ■ Home
 ■ Away
 N Neutral

Alabama A&M

Through Games Of Jan. 5, 2020

Average RPI Win:	313	WON-LOST	WINNING	LAST 10	STRENGTH OF	OPP. STRENGTH	TEAM	ADJ.	CONF.	ADJ CONF.
Average RPI Loss:	177	RECORD	PCT. RANK	GAMES	SCHEDULE	OF SCHEDULE	RPI	RPI	RPI	RPI
DIV. I ONLY	4- 8	244	3-7	260	327	246	246	28	28	
DIV. I NON-CONF.	4- 7	225	3-6	204	340	211	211	28	28	
TOTALS	RPI 1-25	RPI 26-50	W-L RECORDS	RPI 51-100	RPI 101-150	RPI 150+				
4- 8	0- 0	0- 0	OVERALL	0- 2	0- 1	4- 5				
0- 2	0- 0	0- 0	HOME	0- 1	0- 1	0- 0				
4- 5	0- 0	0- 0	AWAY	0- 1	0- 0	4- 4				
0- 1	0- 0	0- 0	NEUTRAL	0- 0	0- 0	0- 1				
4- 7	0- 0	0- 0	NON-CONFERENCE	0- 2	0- 1	4- 4				
0- 2	0- 0	0- 0	HOME	0- 1	0- 1	0- 0				
4- 4	0- 0	0- 0	AWAY	0- 1	0- 0	4- 3				
0- 1	0- 0	0- 0	NEUTRAL	0- 0	0- 0	0- 1				
0- 1	0- 0	0- 0	CONFERENCE	0- 0	0- 0	0- 1				
0- 0	0- 0	0- 0	HOME	0- 0	0- 0	0- 0				
0- 1	0- 0	0- 0	AWAY	0- 0	0- 0	0- 1				
0- 0	0- 0	0- 0	NEUTRAL	0- 0	0- 0	0- 0				

RPI 1-25				RPI 26-50				RPI 51-100				RPI 101+				Team's RPI: 246	
RPI	S	Opponent	Score	RPI	S	Opponent	Score	RPI	S	Opponent	Score	RPI	S	Opponent	Score		
								71	A	Nebraska	46	68	141	H	Austin Peay	61	67
								81	H	North Florida	64	73	162	A	Memphis	71	79
												168	A	Cincinnati	47	62	
												209	N	North Ala.	65	80	
												284	A	Denver	86	83	
												292	A	Grambling	59	69	
												295	A	California Baptist	55	60	
												299	A	San Diego St.	61	53	
												319	A	Georgia St.	67	52	
												351	A	Florida A&M	77	53	
LAST 10 Division I																	
351	A	Florida A&M	77	53	292	A	Grambling	59	69								
168	A	Cincinnati	47	62	162	A	Memphis	71	79								
141	H	Austin Peay	61	67	319	A	Georgia St.	67	52								
284	A	Denver	86	83	81	H	North Florida	64	73								
209	N	North Ala.	65	80	295	A	California Baptist	55	60								

Non-Div I Games:

Alabama A&M

■ Loss,
 ■ Non-Conf,
 ■ S Site,
 ■ H Home
 ■ A Away
 N Neutral

Average RPI Win:	326	WON-LOST	WINNING	LAST 10	STRENGTH OF	OPP. STRENGTH	TEAM	ADJ.	CONF.	ADJ CONF.
Average RPI Loss:	141	RECORD	PCT. RANK	GAMES	SCHEDULE	OF SCHEDULE	RPI	RPI	RPI	RPI
DIV. I ONLY	1- 9	328	1-9	138	119	301	301	28	28	
DIV. I NON-CONF.	1- 8	322	1-8	87	136	289	289	28	28	
TOTALS	RPI 1-25	RPI 26-50	W-L RECORDS	RPI 51-100	RPI 101-150	RPI 150+				
1- 9	0- 2	0- 0	OVERALL	0- 0	0- 2	1- 5				
1- 2	0- 0	0- 0	HOME	0- 0	0- 0	1- 2				
0- 7	0- 2	0- 0	AWAY	0- 0	0- 2	0- 3				
0- 0	0- 0	0- 0	NEUTRAL	0- 0	0- 0	0- 0				
1- 8	0- 2	0- 0	NON-CONFERENCE	0- 0	0- 2	1- 4				
1- 2	0- 0	0- 0	HOME	0- 0	0- 0	1- 2				
0- 6	0- 2	0- 0	AWAY	0- 0	0- 2	0- 2				
0- 0	0- 0	0- 0	NEUTRAL	0- 0	0- 0	0- 0				
0- 1	0- 0	0- 0	CONFERENCE	0- 0	0- 0	0- 1				
0- 0	0- 0	0- 0	HOME	0- 0	0- 0	0- 0				
0- 1	0- 0	0- 0	AWAY	0- 0	0- 0	0- 1				
0- 0	0- 0	0- 0	NEUTRAL	0- 0	0- 0	0- 0				

RPI 1-25				RPI 26-50				RPI 51-100				RPI 101+				Team's RPI: 301
RPI	S	Opponent	Score	RPI	S	Opponent	Score	RPI	S	Opponent	Score	RPI	S	Opponent	Score	
6	A	South Carolina	43 103									109	A	South Fla.	29 80	
10	A	DePaul	76 105									115	A	Wisconsin	67 85	
												154	H	Samford	48 83	
												173	A	Clemson	43 76	
												209	H	North Ala.	60 81	
												211	A	Jackson St.	62 94	
												286	A	Ole Miss	66 93	
												326	H	Jacksonville St.	68 63	
LAST 10 Division I																
209	H	North Ala.	60 81	211	A	Jackson St.	62 94									
10	A	DePaul	76 105	286	A	Ole Miss	66 93									
115	A	Wisconsin	67 85	326	H	Jacksonville St.	68 63									
109	A	South Fla.	29 80	173	A	Clemson	43 76									
154	H	Samford	48 83	6	A	South Carolina	43 103									

Non-Div I Games: Mobile 76 66 Paine 84 58

Alabama St.

■ Loss,
 ■ Non-Conf,
 ■ S Site,
 ■ Home
 ■ A Away
 N Neutral

Albany (NY)

Through Games Of Jan. 5, 2020

Average RPI Win:	250	WON-LOST	WINNING	LAST 10	STRENGTH OF	OPP. STRENGTH	TEAM	ADJ.	CONF.	ADJ CONF.
Average RPI Loss:	204	RECORD	PCT. RANK	GAMES	SCHEDULE	OF SCHEDULE	RPI	RPI	RPI	RPI
DIV. I ONLY	5- 9	240	4-6	301	277	308	308	29	29	
DIV. I NON-CONF.	3- 9	279	2-6	328	238	330	330	29	29	
TOTALS	RPI 1-25	RPI 26-50	W-L RECORDS	RPI 51-100	RPI 101-150	RPI 150+				
5- 9	0- 0	0- 0	OVERALL	0- 2	2- 1	3- 6				
3- 5	0- 0	0- 0	HOME	0- 0	2- 1	1- 4				
2- 4	0- 0	0- 0	AWAY	0- 2	0- 0	2- 2				
0- 0	0- 0	0- 0	NEUTRAL	0- 0	0- 0	0- 0				
3- 9	0- 0	0- 0	NON-CONFERENCE	0- 2	1- 1	2- 6				
1- 5	0- 0	0- 0	HOME	0- 0	1- 1	0- 4				
2- 4	0- 0	0- 0	AWAY	0- 2	0- 0	2- 2				
0- 0	0- 0	0- 0	NEUTRAL	0- 0	0- 0	0- 0				
2- 0	0- 0	0- 0	CONFERENCE	0- 0	1- 0	1- 0				
2- 0	0- 0	0- 0	HOME	0- 0	1- 0	1- 0				
0- 0	0- 0	0- 0	AWAY	0- 0	0- 0	0- 0				
0- 0	0- 0	0- 0	NEUTRAL	0- 0	0- 0	0- 0				

RPI S	Opponent	Score	RPI S	Opponent	Score	RPI S	Opponent	Score	RPI S	Opponent	Score	Team's RPI: 308
						56	A Syracuse	53 75	144	H Cornell	51 71	
						70	A Marist	52 76	146	H Columbia	82 78	
									147	H Binghamton	56 53	
									200	H Boston U.	58 60	
									230	H Monmouth	41 53	
									245	H Lafayette	47 54	
									277	H St. Francis Brooklyn	41 49	
									296	H Vermont	58 49	
									304	A Siena	46 52	
									314	A Bryant	55 68	
									327	A Canisius	70 53	
									336	A Central Conn. St.	73 63	
LAST 10 Division I												
230	H Monmouth	41 53	147	H Binghamton	56 53							
314	A Bryant	55 68	296	H Vermont	58 49							
277	H St. Francis Brooklyn	41 49	327	A Canisius	70 53							
304	A Siena	46 52	245	H Lafayette	47 54							
336	A Central Conn. St.	73 63	200	H Boston U.	58 60							

Non-Div I Games: FDU-Florham 81 21

Albany (NY)

Loss, Non-Conf, S Site, H Home A Away N Neutral

Average RPI Win:	324	WON-LOST	WINNING	LAST 10	STRENGTH OF	OPP. STRENGTH	TEAM	ADJ.	CONF.	ADJ CONF.
Average RPI Loss:	208	RECORD	PCT. RANK	GAMES	SCHEDULE	OF SCHEDULE	RPI	RPI	RPI	RPI
DIV. I ONLY	3- 8	273	3-7	325	276	317	317	28	28	
DIV. I NON-CONF.	2- 8	295	2-7	305	320	324	324	28	28	
TOTALS	RPI 1-25	RPI 26-50	W-L RECORDS	RPI 51-100	RPI 101-150	RPI 150+				
3- 8	0- 0	0- 0	OVERALL	0- 0	0- 1	3- 7				
1- 1	0- 0	0- 0	HOME	0- 0	0- 1	1- 0				
2- 5	0- 0	0- 0	AWAY	0- 0	0- 0	2- 5				
0- 2	0- 0	0- 0	NEUTRAL	0- 0	0- 0	0- 2				
2- 8	0- 0	0- 0	NON-CONFERENCE	0- 0	0- 1	2- 7				
1- 1	0- 0	0- 0	HOME	0- 0	0- 1	1- 0				
1- 5	0- 0	0- 0	AWAY	0- 0	0- 0	1- 5				
0- 2	0- 0	0- 0	NEUTRAL	0- 0	0- 0	0- 2				
1- 0	0- 0	0- 0	CONFERENCE	0- 0	0- 0	1- 0				
0- 0	0- 0	0- 0	HOME	0- 0	0- 0	0- 0				
1- 0	0- 0	0- 0	AWAY	0- 0	0- 0	1- 0				
0- 0	0- 0	0- 0	NEUTRAL	0- 0	0- 0	0- 0				

RPI 1-25				RPI 26-50				RPI 51-100				RPI 101+				Team's RPI: 317	
RPI	S	Opponent	Score	RPI	S	Opponent	Score	RPI	S	Opponent	Score	RPI	S	Opponent	Score		
												133	H	UAB	65	86	
												162	A	Memphis	51	57	
												173	N	Clemson	46	77	
												176	A	SFA	62	67	
												219	A	UTEP	47	92	
												232	A	North Texas	31	67	
												279	A	Texas St.	59	67	
												282	A	Prairie View	68	63	
												286	N	Ole Miss	55	73	
												339	A	Tennessee St.	62	57	
												351	H	Florida A&M	58	42	
LAST 10 Division I																	
				133	H	UAB	65	86	282	A	Prairie View	68	63				
				351	H	Florida A&M	58	42	279	A	Texas St.	59	67				
				173	N	Clemson	46	77	219	A	UTEP	47	92				
				286	N	Ole Miss	55	73	232	A	North Texas	31	67				
				339	A	Tennessee St.	62	57	176	A	SFA	62	67				

Non-Div I Games: Tougaloo 85 61 Louisiana Col. 86 50

Alcorn

Loss, Non-Conf, S Site, H Home A Away N Neutral

Average RPI Win:	169	WON-LOST	WINNING	LAST 10	STRENGTH OF	OPP. STRENGTH	TEAM	ADJ.	CONF.	ADJ CONF.
Average RPI Loss:	134	RECORD	PCT. RANK	GAMES	SCHEDULE	OF SCHEDULE	RPI	RPI	RPI	RPI
DIV. I ONLY	5- 7	214	4-6	114	166	174	174	15	15	
DIV. I NON-CONF.	4- 6	212	3-5	134	148	186	186	13	13	
TOTALS	RPI 1-25	RPI 26-50	W-L RECORDS	RPI 51-100	RPI 101-150	RPI 150+				
5- 7	0- 0	0- 1	OVERALL	1- 1	2- 2	2- 3				
4- 1	0- 0	0- 1	HOME	1- 0	2- 0	1- 0				
1- 5	0- 0	0- 0	AWAY	0- 0	0- 2	1- 3				
0- 1	0- 0	0- 0	NEUTRAL	0- 1	0- 0	0- 0				
4- 6	0- 0	0- 1	NON-CONFERENCE	1- 1	1- 2	2- 2				
3- 1	0- 0	0- 1	HOME	1- 0	1- 0	1- 0				
1- 4	0- 0	0- 0	AWAY	0- 0	0- 2	1- 2				
0- 1	0- 0	0- 0	NEUTRAL	0- 1	0- 0	0- 0				
1- 1	0- 0	0- 0	CONFERENCE	0- 0	1- 0	0- 1				
1- 0	0- 0	0- 0	HOME	0- 0	1- 0	0- 0				
0- 1	0- 0	0- 0	AWAY	0- 0	0- 0	0- 1				
0- 0	0- 0	0- 0	NEUTRAL	0- 0	0- 0	0- 0				

RPI	S	Opponent	Score	RPI	S	Opponent	Score	RPI	S	Opponent	Score	RPI	S	Opponent	Score
47	H	Minnesota	53 70	53	H	Villanova	76 54	59	N	Buffalo	55 73	102	A	Ohio	69 81
												106	H	Colgate	63 61
												120	A	Saint Joseph's	51 72
												132	H	George Washington	66 53
												159	A	George Mason	55 73
												200	A	Boston U.	44 59
												253	A	Towson	60 63
												265	A	Radford	59 55
												290	H	High Point	56 48
LAST 10 Division I															
132	H	George Washington	66 53	200	A	Boston U.	44 59	106	H	Colgate	63 61	253	A	Towson	60 63
265	A	Radford	59 55	106	H	Colgate	63 61	159	A	George Mason	55 73	290	H	High Point	56 48
47	H	Minnesota	53 70	253	A	Towson	60 63								
59	N	Buffalo	55 73												
120	A	Saint Joseph's	51 72												

Non-Div I Games:

American

■ Loss,
 ■ Non-Conf,
 ■ S Site,
 ■ H Home
 ■ A Away
 N Neutral

Appalachian St.

Through Games Of Jan. 5, 2020

Average RPI Win:	300	WON-LOST	WINNING	LAST 10	STRENGTH OF	OPP. STRENGTH	TEAM	ADJ.	CONF.	ADJ CONF.
Average RPI Loss:	137	RECORD	PCT. RANK	GAMES	SCHEDULE	OF SCHEDULE	RPI	RPI	RPI	RPI
DIV. I ONLY	3- 10	291	3-7	227	152	280	280	23	23	
DIV. I NON-CONF.	3- 8	268	3-5	245	143	280	280	22	22	
TOTALS	RPI 1-25	RPI 26-50	W-L RECORDS	RPI 51-100	RPI 101-150	RPI 150+				
3- 10	0- 1	0- 1	OVERALL	0- 1	0- 2	3- 5				
1- 2	0- 0	0- 0	HOME	0- 0	0- 0	1- 2				
1- 7	0- 1	0- 1	AWAY	0- 1	0- 2	1- 2				
1- 1	0- 0	0- 0	NEUTRAL	0- 0	0- 0	1- 1				
3- 8	0- 1	0- 1	NON-CONFERENCE	0- 0	0- 2	3- 4				
1- 2	0- 0	0- 0	HOME	0- 0	0- 0	1- 2				
1- 5	0- 1	0- 1	AWAY	0- 0	0- 2	1- 1				
1- 1	0- 0	0- 0	NEUTRAL	0- 0	0- 0	1- 1				
0- 2	0- 0	0- 0	CONFERENCE	0- 1	0- 0	0- 1				
0- 0	0- 0	0- 0	HOME	0- 0	0- 0	0- 0				
0- 2	0- 0	0- 0	AWAY	0- 1	0- 0	0- 1				
0- 0	0- 0	0- 0	NEUTRAL	0- 0	0- 0	0- 0				

RPI 1-25				RPI 26-50				RPI 51-100				RPI 101+ Team's RPI: 280			
RPI	S	Opponent	Score	RPI	S	Opponent	Score	RPI	S	Opponent	Score	RPI	S	Opponent	Score
6	A	South Carolina	50 92	45	A	Michigan	35 62	52	A	Troy	55 84	104	A	Elon	66 67
												110	A	UNC Greensboro	47 54
												171	N	Bethune-Cookman	44 61
												177	A	VCU	38 66
												207	H	Gardner-Webb	56 67
												231	H	ETSU	61 67
												260	A	Wofford	54 51
												264	A	South Alabama	66 81
												312	H	Mercer	77 68
												327	N	Canisius	74 57
LAST 10 Division I															
110	A	UNC Greensboro	47 54	52	A	Troy	55 84								
327	N	Canisius	74 57	264	A	South Alabama	66 81								
171	N	Bethune-Cookman	44 61	312	H	Mercer	77 68								
45	A	Michigan	35 62	231	H	ETSU	61 67								
260	A	Wofford	54 51	207	H	Gardner-Webb	56 67								

Non-Div I Games:

Appalachian St.

■ Loss,
 ■ Non-Conf, S Site,
 ■ Home
 ■ Away
 N Neutral

Average RPI Win:	198	WON-LOST	WINNING	LAST 10	STRENGTH OF	OPP. STRENGTH	TEAM	ADJ.	CONF.	ADJ CONF.
Average RPI Loss:	7	RECORD	PCT. RANK	GAMES	SCHEDULE	OF SCHEDULE	RPI	RPI	RPI	RPI
DIV. I ONLY	13- 1	9	9-1	201	110	35	35	1	1	
DIV. I NON-CONF.	11- 0	1	7-0	308	180	66	66	1	1	
TOTALS	RPI 1-25	RPI 26-50	W-L RECORDS	RPI 51-100	RPI 101-150	RPI 150+				
13- 1	0- 1	0- 0	OVERALL	3- 0	3- 0	7- 0				
7- 0	0- 0	0- 0	HOME	1- 0	1- 0	5- 0				
6- 1	0- 1	0- 0	AWAY	2- 0	2- 0	2- 0				
0- 0	0- 0	0- 0	NEUTRAL	0- 0	0- 0	0- 0				
11- 0	0- 0	0- 0	NON-CONFERENCE	2- 0	2- 0	7- 0				
7- 0	0- 0	0- 0	HOME	1- 0	1- 0	5- 0				
4- 0	0- 0	0- 0	AWAY	1- 0	1- 0	2- 0				
0- 0	0- 0	0- 0	NEUTRAL	0- 0	0- 0	0- 0				
2- 1	0- 1	0- 0	CONFERENCE	1- 0	1- 0	0- 0				
0- 0	0- 0	0- 0	HOME	0- 0	0- 0	0- 0				
2- 1	0- 1	0- 0	AWAY	1- 0	1- 0	0- 0				
0- 0	0- 0	0- 0	NEUTRAL	0- 0	0- 0	0- 0				

RPI 1-25				RPI 26-50				RPI 51-100				RPI 101+			
RPI	S	Opponent	Score	RPI	S	Opponent	Score	RPI	S	Opponent	Score	RPI	S	Opponent	Score
7	A	UCLA	58 70					51	A	Arizona St.	58 53	105	A	Southern California	65 57
								90	A	Texas	83 58	140	H	North Dakota	74 42
								97	H	Santa Clara	65 52	149	A	Montana	77 42
												219	A	UTEP	54 43
												230	H	Monmouth	86 34
												243	H	UC Riverside	70 27
												281	H	UC Santa Barbara	61 42
												282	H	Prairie View	83 48
												339	H	Tennessee St.	77 42
												345	A	Chicago St.	82 50
LAST 10 Division I															
51	A	Arizona St.	58 53	7	A	UCLA	58 70	105	A	Southern California	65 57	243	H	UC Riverside	70 27
281	H	UC Santa Barbara	61 42					149	A	Montana	77 42	282	H	Prairie View	83 48
339	H	Tennessee St.	77 42												
219	A	UTEP	54 43												
230	H	Monmouth	86 34												

Non-Div I Games:

Arizona

Average RPI Win:	202	WON-LOST	WINNING	LAST 10	STRENGTH OF	OPP. STRENGTH	TEAM	ADJ.	CONF.	ADJ CONF.
Average RPI Loss:	28	RECORD	PCT. RANK	GAMES	SCHEDULE	OF SCHEDULE	RPI	RPI	RPI	RPI
DIV. I ONLY	11- 4	62	7-3	89	81	51	51	1	1	
DIV. I NON-CONF.	10- 2	31	6-1	212	103	64	64	1	1	
TOTALS	RPI 1-25	RPI 26-50	W-L RECORDS	RPI 51-100	RPI 101-150	RPI 150+				
11- 4	1- 2	1- 2	OVERALL	0- 0	2- 0	7- 0				
7- 1	1- 0	0- 1	HOME	0- 0	1- 0	5- 0				
2- 2	0- 1	0- 1	AWAY	0- 0	1- 0	1- 0				
2- 1	0- 1	1- 0	NEUTRAL	0- 0	0- 0	1- 0				
10- 2	1- 1	1- 1	NON-CONFERENCE	0- 0	1- 0	7- 0				
7- 0	1- 0	0- 0	HOME	0- 0	1- 0	5- 0				
1- 1	0- 0	0- 1	AWAY	0- 0	0- 0	1- 0				
2- 1	0- 1	1- 0	NEUTRAL	0- 0	0- 0	1- 0				
1- 2	0- 1	0- 1	CONFERENCE	0- 0	1- 0	0- 0				
0- 1	0- 0	0- 1	HOME	0- 0	0- 0	0- 0				
1- 1	0- 1	0- 0	AWAY	0- 0	1- 0	0- 0				
0- 0	0- 0	0- 0	NEUTRAL	0- 0	0- 0	0- 0				

RPI 1-25				RPI 26-50				RPI 51-100				Team's RPI: 51				RPI 101+					
RPI	S	Opponent	Score	RPI	S	Opponent	Score	RPI	S	Opponent	Score	RPI	S	Opponent	Score	RPI	S	Opponent	Score		
7	A	UCLA	66 68	35	H	Arizona	53 58					105	A	Southern California	63 54						
16	H	Creighton	70 55	47	A	Minnesota	66 80					131	H	BYU	60 52						
24	N	Purdue	52 59	49	N	Middle Tenn.	61 60					183	H	New Mexico	84 47						
																252	N	Maine	57 31		
																263	H	Army West Point	83 51		
																273	H	Idaho St.	74 69		
																305	A	New Mexico St.	70 47		
																323	H	Air Force	87 56		
																325	H	Cal Poly	66 41		
LAST 10 Division I																					
35	H	Arizona	53 58	105	A	Southern California	63 54					7	A	UCLA	66 68						
16	H	Creighton	70 55									131	H	BYU	60 52						
305	A	New Mexico St.	70 47	49	N	Middle Tenn.	61 60					24	N	Purdue	52 59						
183	H	New Mexico	84 47																		
273	H	Idaho St.	74 69																		

Arizona St.

Arizona St.

Non-Div I Games:

Arizona St.

Average RPI Win: 346		WON-LOST	WINNING	LAST 10	STRENGTH OF	OPP. STRENGTH	TEAM	ADJ.	CONF.	ADJ CONF.
Average RPI Loss: 146		RECORD	PCT. RANK	GAMES	SCHEDULE	OF SCHEDULE	RPI	RPI	RPI	RPI
DIV. I ONLY		1- 9	328	1-9	115	272	267	267	28	28
DIV. I NON-CONF.		0- 9	338	0-9	57	251	303	303	28	28
TOTALS		RPI 1-25	RPI 26-50	W-L RECORDS	RPI 51-100	RPI 101-150	RPI 150+			
1- 9	0- 0		0- 0	OVERALL	0- 3	0- 2	1- 4			
0- 0	0- 0		0- 0	HOME	0- 0	0- 0	0- 0			
1- 9	0- 0		0- 0	AWAY	0- 3	0- 2	1- 4			
0- 0	0- 0		0- 0	NEUTRAL	0- 0	0- 0	0- 0			
0- 9	0- 0		0- 0	NON-CONFERENCE	0- 3	0- 2	0- 4			
0- 0	0- 0		0- 0	HOME	0- 0	0- 0	0- 0			
0- 9	0- 0		0- 0	AWAY	0- 3	0- 2	0- 4			
0- 0	0- 0		0- 0	NEUTRAL	0- 0	0- 0	0- 0			
1- 0	0- 0		0- 0	CONFERENCE	0- 0	0- 0	1- 0			
0- 0	0- 0		0- 0	HOME	0- 0	0- 0	0- 0			
1- 0	0- 0		0- 0	AWAY	0- 0	0- 0	1- 0			
0- 0	0- 0		0- 0	NEUTRAL	0- 0	0- 0	0- 0			

RPI 1-25				RPI 26-50				RPI 51-100				RPI 101+				Team's RPI: 267	
RPI	S	Opponent	Score	RPI	S	Opponent	Score	RPI	S	Opponent	Score	RPI	S	Opponent	Score		
								74	A	Iowa St.	40	90	123	A	Coastal Caro.	69	76
								78	A	Washington St.	56	85	143	A	Illinois	50	65
								93	A	Tennessee	51	92	153	A	Wichita St.	50	100
												203	A	Texas Tech	55	81	
												208	A	Arkansas St.	60	81	
												239	A	Milwaukee	55	69	
												346	A	Mississippi Val.	80	77	
LAST 10 Division I																	
				153	A	Wichita St.	50	100	346	A	Mississippi Val.	80	77				
				208	A	Arkansas St.	60	81	203	A	Texas Tech	55	81				
				78	A	Washington St.	56	85	143	A	Illinois	50	65				
				74	A	Iowa St.	40	90	239	A	Milwaukee	55	69				
				93	A	Tennessee	51	92	123	A	Coastal Caro.	69	76				

Non-Div I Games: Philander Smith 66 54

Ark.-Pine Bluff

Loss, Non-Conf, S Site, H Home A Away N Neutral

Arkansas

Through Games Of Jan. 5, 2020

Average RPI Win:	174	WON-LOST	WINNING	LAST 10	STRENGTH OF	OPP. STRENGTH	TEAM	ADJ.	CONF.	ADJ CONF.
Average RPI Loss:	58	RECORD	PCT. RANK	GAMES	SCHEDULE	OF SCHEDULE	RPI	RPI	RPI	RPI
DIV. I ONLY	13- 2	22	8-2	156	58	44	44	4	4	
DIV. I NON-CONF.	12- 1	10	7-1	210	81	37	37	4	4	
TOTALS	RPI 1-25	RPI 26-50	W-L RECORDS	RPI 51-100	RPI 101-150	RPI 150+				
13- 2	0- 1	0- 0	OVERALL	2- 0	5- 1	6- 0				
10- 1	0- 1	0- 0	HOME	2- 0	2- 0	6- 0				
1- 1	0- 0	0- 0	AWAY	0- 0	1- 1	0- 0				
2- 0	0- 0	0- 0	NEUTRAL	0- 0	2- 0	0- 0				
12- 1	0- 0	0- 0	NON-CONFERENCE	2- 0	4- 1	6- 0				
10- 0	0- 0	0- 0	HOME	2- 0	2- 0	6- 0				
0- 1	0- 0	0- 0	AWAY	0- 0	0- 1	0- 0				
2- 0	0- 0	0- 0	NEUTRAL	0- 0	2- 0	0- 0				
1- 1	0- 1	0- 0	CONFERENCE	0- 0	1- 0	0- 0				
0- 1	0- 1	0- 0	HOME	0- 0	0- 0	0- 0				
1- 0	0- 0	0- 0	AWAY	0- 0	1- 0	0- 0				
0- 0	0- 0	0- 0	NEUTRAL	0- 0	0- 0	0- 0				

RPI 1-25				RPI 26-50		Team's RPI: 44		RPI 51-100				RPI 101+			
RPI	S	Opponent	Score	RPI	S	Opponent	Score	RPI	S	Opponent	Score	RPI	S	Opponent	Score
9	H	Texas A&M	77 84					66	H	UT Martin	96 46	107	A	California	80 84
								92	H	Stony Brook	88 58	112	H	Belmont	91 60
												114	H	New Orleans	82 52
												115	N	Wisconsin	68 64
												118	A	Auburn	86 70
												130	N	Fordham	71 59
												181	H	Little Rock	86 53
												202	H	Kansas St.	81 72
												214	H	Tulsa	91 41
												261	H	Oral Roberts	96 64
												320	H	McNeese	101 58
												335	H	Northwestern St.	99 39
LAST 10 Division I															
66	H	UT Martin	96 46	118	A	Auburn	86 70								
181	H	Little Rock	86 53	9	H	Texas A&M	77 84								
335	H	Northwestern St.	99 39	115	N	Wisconsin	68 64								
214	H	Tulsa	91 41	130	N	Fordham	71 59								
202	H	Kansas St.	81 72	107	A	California	80 84								

Non-Div I Games:

Arkansas

■ Loss,
 ■ Non-Conf, S Site,
 ■ Home
 ■ Away
 N Neutral

Average RPI Win:	282	WON-LOST	WINNING	LAST 10	STRENGTH OF	OPP. STRENGTH	TEAM	ADJ.	CONF.	ADJ CONF.
Average RPI Loss:	127	RECORD	PCT. RANK	GAMES	SCHEDULE	OF SCHEDULE	RPI	RPI	RPI	RPI
DIV. I ONLY	3- 9	281	3-7	103	256	208	208	23	23	
DIV. I NON-CONF.	2- 8	295	2-6	102	259	245	245	22	22	
TOTALS	RPI 1-25	RPI 26-50	W-L RECORDS	RPI 51-100	RPI 101-150	RPI 150+				
3- 9	0- 1	0- 1	OVERALL	0- 1	0- 2	3- 4				
1- 1	0- 0	0- 0	HOME	0- 0	0- 1	1- 0				
2- 7	0- 1	0- 1	AWAY	0- 0	0- 1	2- 4				
0- 1	0- 0	0- 0	NEUTRAL	0- 1	0- 0	0- 0				
2- 8	0- 1	0- 1	NON-CONFERENCE	0- 1	0- 1	2- 4				
1- 1	0- 0	0- 0	HOME	0- 0	0- 1	1- 0				
1- 6	0- 1	0- 1	AWAY	0- 0	0- 0	1- 4				
0- 1	0- 0	0- 0	NEUTRAL	0- 1	0- 0	0- 0				
1- 1	0- 0	0- 0	CONFERENCE	0- 0	0- 1	1- 0				
0- 0	0- 0	0- 0	HOME	0- 0	0- 0	0- 0				
1- 1	0- 0	0- 0	AWAY	0- 0	0- 1	1- 0				
0- 0	0- 0	0- 0	NEUTRAL	0- 0	0- 0	0- 0				

RPI 1-25				RPI 26-50				RPI 51-100				RPI 101+ Team's RPI: 208			
RPI	S	Opponent	Score	RPI	S	Opponent	Score	RPI	S	Opponent	Score	RPI	S	Opponent	Score
10	A	DePaul	64 109	37	A	Baylor	43 111	64	N	N.C. A&T	50 55	117	A	UT Arlington	44 71
												138	H	Southeast Mo. St.	67 79
												162	A	Memphis	50 78
												187	A	Murray St.	62 77
												214	A	Tulsa	77 79
												215	A	Louisiana Tech	54 67
												267	H	Ark.-Pine Bluff	81 60
												279	A	Texas St.	56 53
												299	A	San Diego St.	71 62
LAST 10 Division I															
215	A	Louisiana Tech	54 67	279	A	Texas St.	56 53								
37	A	Baylor	43 111	117	A	UT Arlington	44 71								
162	A	Memphis	50 78	187	A	Murray St.	62 77								
267	H	Ark.-Pine Bluff	81 60	64	N	N.C. A&T	50 55								
299	A	San Diego St.	71 62	10	A	DePaul	64 109								

Non-Div I Games: Central Baptist 88 63

Arkansas St.

■ Loss,
 ■ Non-Conf,
 ■ S Site,
 ■ Home
 ■ A Away
 N Neutral

Army West Point

Through Games Of Jan. 5, 2020

Average RPI Win:	331	WON-LOST	WINNING	LAST 10	STRENGTH OF	OPP. STRENGTH	TEAM	ADJ.	CONF.	ADJ CONF.
Average RPI Loss:	123	RECORD	PCT. RANK	GAMES	SCHEDULE	OF SCHEDULE	RPI	RPI	RPI	RPI
DIV. I ONLY	4- 9	259	3-7	195	299	263	263	15	15	
DIV. I NON-CONF.	4- 7	225	3-5	241	303	273	273	13	13	
TOTALS	RPI 1-25	RPI 26-50	W-L RECORDS	RPI 51-100	RPI 101-150	RPI 150+				
4- 9	0- 1	0- 0	OVERALL	0- 3	0- 3	4- 2				
2- 4	0- 1	0- 0	HOME	0- 1	0- 2	2- 0				
2- 5	0- 0	0- 0	AWAY	0- 2	0- 1	2- 2				
0- 0	0- 0	0- 0	NEUTRAL	0- 0	0- 0	0- 0				
4- 7	0- 1	0- 0	NON-CONFERENCE	0- 2	0- 2	4- 2				
2- 3	0- 1	0- 0	HOME	0- 0	0- 2	2- 0				
2- 4	0- 0	0- 0	AWAY	0- 2	0- 0	2- 2				
0- 0	0- 0	0- 0	NEUTRAL	0- 0	0- 0	0- 0				
0- 2	0- 0	0- 0	CONFERENCE	0- 1	0- 1	0- 0				
0- 1	0- 0	0- 0	HOME	0- 1	0- 0	0- 0				
0- 1	0- 0	0- 0	AWAY	0- 0	0- 1	0- 0				
0- 0	0- 0	0- 0	NEUTRAL	0- 0	0- 0	0- 0				

RPI S	Opponent	Score	RPI S	Opponent	Score	RPI S	Opponent	Score	RPI S	Opponent	Score
21	H TCU	52 66				51	A Arizona St.	51 83	106	A Colgate	93 100
						67	A St. John's (NY)	60 96	127	H William & Mary	65 77
						82	H Bucknell	52 63	146	H Columbia	62 71
									233	A Manhattan	56 86
									277	A St. Francis Brooklyn	64 70
									314	H Bryant	81 75
									323	A Air Force	68 66
									338	A Fairleigh Dickinson	70 68
									347	H LIU Brooklyn	67 60
LAST 10 Division I											
314	H Bryant	81 75	106	A Colgate	93 100						
233	A Manhattan	56 86	82	H Bucknell	52 63						
67	A St. John's (NY)	60 96	21	H TCU	52 66						
347	H LIU Brooklyn	67 60	146	H Columbia	62 71						
338	A Fairleigh Dickinson	70 68	277	A St. Francis Brooklyn	64 70						

Non-Div I Games:

Army West Point

Loss, Non-Conf, S Site, H Home A Away N Neutral

Average RPI Win:	212	WON-LOST	WINNING	LAST 10	STRENGTH OF	OPP. STRENGTH	TEAM	ADJ.	CONF.	ADJ CONF.
Average RPI Loss:	55	RECORD	PCT. RANK	GAMES	SCHEDULE	OF SCHEDULE	RPI	RPI	RPI	RPI
DIV. I ONLY	6- 7	188	5-5	41	94	118	118	4	4	
DIV. I NON-CONF.	6- 5	151	5-3	82	111	111	111	4	4	
TOTALS	RPI 1-25	RPI 26-50	W-L RECORDS	RPI 51-100	RPI 101-150	RPI 150+				
6- 7	0- 2	0- 3	OVERALL	0- 1	2- 1	4- 0				
4- 2	0- 0	0- 2	HOME	0- 0	1- 0	3- 0				
1- 3	0- 1	0- 0	AWAY	0- 1	0- 1	1- 0				
1- 2	0- 1	0- 1	NEUTRAL	0- 0	1- 0	0- 0				
6- 5	0- 2	0- 2	NON-CONFERENCE	0- 0	2- 1	4- 0				
4- 1	0- 0	0- 1	HOME	0- 0	1- 0	3- 0				
1- 2	0- 1	0- 0	AWAY	0- 0	0- 1	1- 0				
1- 2	0- 1	0- 1	NEUTRAL	0- 0	1- 0	0- 0				
0- 2	0- 0	0- 1	CONFERENCE	0- 1	0- 0	0- 0				
0- 1	0- 0	0- 1	HOME	0- 0	0- 0	0- 0				
0- 1	0- 0	0- 0	AWAY	0- 1	0- 0	0- 0				
0- 0	0- 0	0- 0	NEUTRAL	0- 0	0- 0	0- 0				

RPI 1-25				RPI 26-50				RPI 51-100				RPI 101+ Team's RPI: 118			
RPI	S	Opponent	Score	RPI	S	Opponent	Score	RPI	S	Opponent	Score	RPI	S	Opponent	Score
21	A	TCU	65 80	44	H	Arkansas	70 86	61	A	Vanderbilt	55 77	120	H	Saint Joseph's	66 62
25	N	Drake	82 83	49	N	Middle Tenn.	50 73					129	N	Dayton	76 74
				50	H	Old Dominion	77 89					133	A	UAB	75 80
												171	H	Bethune-Cookman	74 56
												260	H	Wofford	84 82
												264	A	South Alabama	82 62
												326	H	Jacksonville St.	62 53
LAST 10 Division I															
326	H	Jacksonville St.	62 53	44	H	Arkansas	70 86								
171	H	Bethune-Cookman	74 56	61	A	Vanderbilt	55 77								
21	A	TCU	65 80	129	N	Dayton	76 74								
264	A	South Alabama	82 62	49	N	Middle Tenn.	50 73								
25	N	Drake	82 83	120	H	Saint Joseph's	66 62								

Non-Div I Games:

Auburn

■ Loss,
 ■ Non-Conf, S Site,
 ■ Home
 ■ Away
 N Neutral

Average RPI Win:	242	WON-LOST	WINNING	LAST 10	STRENGTH OF	OPP. STRENGTH	TEAM	ADJ.	CONF.	ADJ CONF.
Average RPI Loss:	92	RECORD	PCT. RANK	GAMES	SCHEDULE	OF SCHEDULE	RPI	RPI	RPI	RPI
DIV. I ONLY	7- 4	105	7-3	224	254	141	141	20	20	
DIV. I NON-CONF.	7- 2	56	7-1	228	284	76	76	21	21	
TOTALS	RPI 1-25	RPI 26-50	W-L RECORDS	RPI 51-100	RPI 101-150	RPI 150+				
7- 4	0- 1	0- 0	OVERALL	1- 1	1- 2	5- 0				
2- 2	0- 0	0- 0	HOME	1- 1	0- 1	1- 0				
4- 2	0- 1	0- 0	AWAY	0- 0	0- 1	4- 0				
1- 0	0- 0	0- 0	NEUTRAL	0- 0	1- 0	0- 0				
7- 2	0- 1	0- 0	NON-CONFERENCE	1- 0	1- 1	5- 0				
2- 0	0- 0	0- 0	HOME	1- 0	0- 0	1- 0				
4- 2	0- 1	0- 0	AWAY	0- 0	0- 1	4- 0				
1- 0	0- 0	0- 0	NEUTRAL	0- 0	1- 0	0- 0				
0- 2	0- 0	0- 0	CONFERENCE	0- 1	0- 1	0- 0				
0- 2	0- 0	0- 0	HOME	0- 1	0- 1	0- 0				
0- 0	0- 0	0- 0	AWAY	0- 0	0- 0	0- 0				
0- 0	0- 0	0- 0	NEUTRAL	0- 0	0- 0	0- 0				

RPI 1-25				RPI 26-50				RPI 51-100				RPI 101+ Team's RPI: 141			
RPI	S	Opponent	Score	RPI	S	Opponent	Score	RPI	S	Opponent	Score	RPI	S	Opponent	Score
20	A	Kentucky	52 81					66	H	UT Martin	61 69	138	H	Southeast Mo. St.	66 79
								82	H	Illinois St.	77 72	143	A	Illinois	62 76
												147	N	Binghamton	80 63
												221	A	Chattanooga	50 49
												246	A	Alabama A&M	67 61
												322	A	FIU	58 56
												328	H	Evansville	80 64
												346	A	Mississippi Val.	100 82
LAST 10 Division I															
		82	H	Illinois St.			77	72			66	H	UT Martin		61 69
		322	A	FIU			58	56			138	H	Southeast Mo. St.		66 79
		147	N	Binghamton			80	63			221	A	Chattanooga		50 49
		246	A	Alabama A&M			67	61			328	H	Evansville		80 64
		20	A	Kentucky			52	81			346	A	Mississippi Val.		100 82

Non-Div I Games: Christian Bros. 82 62 Ky. Wesleyan 103 70

Austin Peay

■ Loss,
 ■ Non-Conf, S Site,
 ■ Home
 ■ Away
 N Neutral

Average RPI Win:	247	WON-LOST	WINNING	LAST 10	STRENGTH OF	OPP. STRENGTH	TEAM	ADJ.	CONF.	ADJ CONF.
Average RPI Loss:	78	RECORD	PCT. RANK	GAMES	SCHEDULE	OF SCHEDULE	RPI	RPI	RPI	RPI
DIV. I ONLY	6- 7	188	4-6	77	165	131	131	11	11	
DIV. I NON-CONF.	4- 5	195	2-4	54	174	116	116	12	12	
TOTALS	RPI 1-25	RPI 26-50	W-L RECORDS	RPI 51-100	RPI 101-150	RPI 150+				
6- 7	0- 2	0- 0	OVERALL	0- 3	1- 0	5- 2				
2- 3	0- 1	0- 0	HOME	0- 0	0- 0	2- 2				
3- 3	0- 0	0- 0	AWAY	0- 3	1- 0	2- 0				
1- 1	0- 1	0- 0	NEUTRAL	0- 0	0- 0	1- 0				
4- 5	0- 1	0- 0	NON-CONFERENCE	0- 3	1- 0	3- 1				
2- 1	0- 0	0- 0	HOME	0- 0	0- 0	2- 1				
1- 3	0- 0	0- 0	AWAY	0- 3	1- 0	0- 0				
1- 1	0- 1	0- 0	NEUTRAL	0- 0	0- 0	1- 0				
2- 2	0- 1	0- 0	CONFERENCE	0- 0	0- 0	2- 1				
0- 2	0- 1	0- 0	HOME	0- 0	0- 0	0- 1				
2- 0	0- 0	0- 0	AWAY	0- 0	0- 0	2- 0				
0- 0	0- 0	0- 0	NEUTRAL	0- 0	0- 0	0- 0				

RPI S	Opponent	Score	RPI S	Opponent	Score	RPI S	Opponent	Score	RPI S	Opponent	Score	Team's RPI: 131
5 N	Oregon St.	34 65				51 A	Arizona St.	52 60	134 A	Fresno St.	71 65	
8 H	Gonzaga	43 55				78 A	Washington St.	50 67	160 H	Portland	48 57	
						80 A	Boise St.	55 66	167 H	Utah	73 77	
									206 N	San Jose St.	75 56	
									257 A	Pepperdine	65 47	
									258 H	Utah St.	67 50	
									285 A	LMU (CA)	59 44	
									343 H	Utah Valley	71 57	
LAST 10 Division I												
257 A	Pepperdine	65 47	160 H	Portland	48 57							
285 A	LMU (CA)	59 44	8 H	Gonzaga	43 55							
5 N	Oregon St.	34 65	80 A	Boise St.	55 66							
206 N	San Jose St.	75 56	51 A	Arizona St.	52 60							
343 H	Utah Valley	71 57	167 H	Utah	73 77							

Non-Div I Games: Tex. A&M-Kingsville90 38

BYU

BB

Ball St.

Page 21

Average RPI Win:	172	WON-LOST	WINNING	LAST 10	STRENGTH OF	OPP. STRENGTH	TEAM	ADJ.	CONF.	ADJ CONF.
Average RPI Loss:	6	RECORD	PCT. RANK	GAMES	SCHEDULE	OF SCHEDULE	RPI	RPI	RPI	RPI
DIV. I ONLY	11- 1	15	9-1	193	10	37	37	5	5	
DIV. I NON-CONF.	10- 1	19	8-1	209	18	44	44	5	5	
TOTALS	RPI 1-25	RPI 26-50	W-L RECORDS	RPI 51-100	RPI 101-150	RPI 150+				
11- 1	1- 1	0- 0	OVERALL	3- 0	1- 0	6- 0				
8- 0	0- 0	0- 0	HOME	1- 0	1- 0	6- 0				
1- 0	0- 0	0- 0	AWAY	1- 0	0- 0	0- 0				
2- 1	1- 1	0- 0	NEUTRAL	1- 0	0- 0	0- 0				
10- 1	1- 1	0- 0	NON-CONFERENCE	2- 0	1- 0	6- 0				
8- 0	0- 0	0- 0	HOME	1- 0	1- 0	6- 0				
0- 0	0- 0	0- 0	AWAY	0- 0	0- 0	0- 0				
2- 1	1- 1	0- 0	NEUTRAL	1- 0	0- 0	0- 0				
1- 0	0- 0	0- 0	CONFERENCE	1- 0	0- 0	0- 0				
0- 0	0- 0	0- 0	HOME	0- 0	0- 0	0- 0				
1- 0	0- 0	0- 0	AWAY	1- 0	0- 0	0- 0				
0- 0	0- 0	0- 0	NEUTRAL	0- 0	0- 0	0- 0				

RPI 1-25				RPI 26-50		Team's RPI: 37		RPI 51-100				RPI 101+			
RPI	S	Opponent	Score	RPI	S	Opponent	Score	RPI	S	Opponent	Score	RPI	S	Opponent	Score
6	N	South Carolina	59 74					55	A	Oklahoma	77 56	109	H	South Fla.	58 46
12	N	Indiana	77 62					63	H	Georgia	72 38	174	H	Lamar University	90 28
								78	N	Washington St.	89 66	208	H	Arkansas St.	111 43
												278	H	Morehead St.	94 47
												292	H	Grambling	120 46
												311	H	Houston Baptist	112 42
												315	H	New Hampshire	97 29
LAST 10 Division I															
208	H	Arkansas St.	111 43	55	A	Oklahoma	77 56	278	H	Morehead St.	94 47	174	H	Lamar University	90 28
63	H	Georgia	72 38					109	H	South Fla.	58 46	311	H	Houston Baptist	112 42
6	N	South Carolina	59 74												
12	N	Indiana	77 62												
78	N	Washington St.	89 66												

Non-Div I Games:

Baylor

Belmont

Through Games Of Jan. 5, 2020

Average RPI Win:	201	WON-LOST	WINNING	LAST 10	STRENGTH OF	OPP. STRENGTH	TEAM	ADJ.	CONF.	ADJ CONF.
Average RPI Loss:	64	RECORD	PCT. RANK	GAMES	SCHEDULE	OF SCHEDULE	RPI	RPI	RPI	RPI
DIV. I ONLY	7- 6	152	5-5	94	77	112	112	20	20	
DIV. I NON-CONF.	5- 6	187	3-5	69	25	105	105	21	21	
TOTALS	RPI 1-25	RPI 26-50	W-L RECORDS	RPI 51-100	RPI 101-150	RPI 150+				
7- 6	0- 1	1- 3	OVERALL	1- 1	0- 0	5- 1				
6- 0	0- 0	1- 0	HOME	1- 0	0- 0	4- 0				
1- 4	0- 0	0- 2	AWAY	0- 1	0- 0	1- 1				
0- 2	0- 1	0- 1	NEUTRAL	0- 0	0- 0	0- 0				
5- 6	0- 1	1- 3	NON-CONFERENCE	1- 1	0- 0	3- 1				
4- 0	0- 0	1- 0	HOME	1- 0	0- 0	2- 0				
1- 4	0- 0	0- 2	AWAY	0- 1	0- 0	1- 1				
0- 2	0- 1	0- 1	NEUTRAL	0- 0	0- 0	0- 0				
2- 0	0- 0	0- 0	CONFERENCE	0- 0	0- 0	2- 0				
2- 0	0- 0	0- 0	HOME	0- 0	0- 0	2- 0				
0- 0	0- 0	0- 0	AWAY	0- 0	0- 0	0- 0				
0- 0	0- 0	0- 0	NEUTRAL	0- 0	0- 0	0- 0				

RPI 1-25				RPI 26-50				RPI 51-100				RPI 101+ Team's RPI: 112			
RPI	S	Opponent	Score	RPI	S	Opponent	Score	RPI	S	Opponent	Score	RPI	S	Opponent	Score
18	N	Virginia Tech	58 60	30	N	Maryland	26 90	54	H	UCF	72 37	199	A	Toledo	48 53
				36	A	Marquette	51 53	57	A	Western Ky.	46 77	218	H	Northern Ky.	62 45
				44	A	Arkansas	60 91					221	H	Chattanooga	63 50
				49	H	Middle Tenn.	68 57					283	H	Eastern Ill.	69 45
												288	A	Lipscomb	69 68
												293	H	SIUE	69 48
LAST 10 Division I															
				36	A	Marquette	51 53	283	H	Eastern Ill.	69 45				
				49	H	Middle Tenn.	68 57	293	H	SIUE	69 48				
				288	A	Lipscomb	69 68	18	N	Virginia Tech	58 60				
				199	A	Toledo	48 53	44	A	Arkansas	60 91				
				30	N	Maryland	26 90	218	H	Northern Ky.	62 45				

Non-Div I Games:

Belmont

Loss, Non-Conf, S Site, H Home A Away N Neutral

Average RPI Win:	272	WON-LOST	WINNING	LAST 10	STRENGTH OF	OPP. STRENGTH	TEAM	ADJ.	CONF.	ADJ CONF.
Average RPI Loss:	94	RECORD	PCT. RANK	GAMES	SCHEDULE	OF SCHEDULE	RPI	RPI	RPI	RPI
DIV. I ONLY	6- 5	142	5-5	265	183	171	171	31	31	
DIV. I NON-CONF.	6- 4	122	5-4	266	199	160	160	31	31	
TOTALS	RPI 1-25	RPI 26-50	W-L RECORDS	RPI 51-100	RPI 101-150	RPI 150+				
6- 5	0- 0	0- 1	OVERALL	0- 2	0- 1	6- 1				
1- 2	0- 0	0- 1	HOME	0- 1	0- 0	1- 0				
4- 3	0- 0	0- 0	AWAY	0- 1	0- 1	4- 1				
1- 0	0- 0	0- 0	NEUTRAL	0- 0	0- 0	1- 0				
6- 4	0- 0	0- 1	NON-CONFERENCE	0- 2	0- 1	6- 0				
1- 2	0- 0	0- 1	HOME	0- 1	0- 0	1- 0				
4- 2	0- 0	0- 0	AWAY	0- 1	0- 1	4- 0				
1- 0	0- 0	0- 0	NEUTRAL	0- 0	0- 0	1- 0				
0- 1	0- 0	0- 0	CONFERENCE	0- 0	0- 0	0- 1				
0- 0	0- 0	0- 0	HOME	0- 0	0- 0	0- 0				
0- 1	0- 0	0- 0	AWAY	0- 0	0- 0	0- 1				
0- 0	0- 0	0- 0	NEUTRAL	0- 0	0- 0	0- 0				

RPI S	Opponent	Score	RPI S	Opponent	Score	RPI S	Opponent	Score	RPI S	Opponent	Score	Team's RPI: 171
41	H Central Mich.	67 92	52	H Troy	62 68	118	A Auburn	56 74				
			79	A Alabama	49 60	179	A Norfolk St.	51 61				
						186	A Stetson	59 55				
						227	A Jacksonville	53 52				
						275	H Ga. Southern	75 57				
						280	N Appalachian St.	61 44				
						322	A FIU	65 60				
						342	A Charleston So.	81 41				
LAST 10 Division I												
186	A Stetson	59 55	179	A Norfolk St.	51 61							
280	N Appalachian St.	61 44	41	H Central Mich.	67 92							
79	A Alabama	49 60	52	H Troy	62 68							
118	A Auburn	56 74	342	A Charleston So.	81 41							
227	A Jacksonville	53 52	275	H Ga. Southern	75 57							

Non-Div I Games: Edward Waters 79 46 Palm Beach Atl. 68 45

Bethune-Cookman

Loss, Non-Conf, S Site, H Home A Away N Neutral

RPI 1-25				RPI 26-50				RPI 51-100				RPI 101+				Team's RPI: 147	
RPI	S	Opponent	Score	RPI	S	Opponent	Score	RPI	S	Opponent	Score	RPI	S	Opponent	Score		
				33	A	Miami (FL)	56 79					141	N	Austin Peay	63 80		
												144	A	Cornell	59 56		
												198	H	Eastern Mich.	78 67		
												241	A	Delaware St.	75 66		
												245	H	Lafayette	74 64		
												255	H	Niagara	74 55		
												276	H	St. Bonaventure	78 67		
												292	N	Grambling	88 67		
												304	A	Siena	89 62		
												308	A	Albany (NY)	53 56		
												316	H	NJIT	75 40		
												338	A	Fairleigh Dickinson	60 48		
LAST 10 Division I																	
				292	N	Grambling	88 67	308	A	Albany (NY)	53 56						
				141	N	Austin Peay	63 80	316	H	NJIT	75 40						
				33	A	Miami (FL)	56 79	276	H	St. Bonaventure	78 67						
				144	A	Cornell	59 56	338	A	Fairleigh Dickinson	60 48						
				198	H	Eastern Mich.	78 67	241	A	Delaware St.	75 66						

Binghamton

Page 25

Average RPI Win:	231	WON-LOST	WINNING	LAST 10	STRENGTH OF	OPP. STRENGTH	TEAM	ADJ.	CONF.	ADJ CONF.
Average RPI Loss:	59	RECORD	PCT. RANK	GAMES	SCHEDULE	OF SCHEDULE	RPI	RPI	RPI	RPI
DIV. I ONLY	9- 5	95	7-3	92	147	80	80	22	22	
DIV. I NON-CONF.	6- 4	122	4-2	80	74	83	83	25	25	
TOTALS	RPI 1-25	RPI 26-50	W-L RECORDS	RPI 51-100	RPI 101-150	RPI 150+				
9- 5	0- 3	0- 0	OVERALL	0- 1	2- 0	7- 1				
6- 2	0- 1	0- 0	HOME	0- 1	1- 0	5- 0				
3- 3	0- 2	0- 0	AWAY	0- 0	1- 0	2- 1				
0- 0	0- 0	0- 0	NEUTRAL	0- 0	0- 0	0- 0				
6- 4	0- 3	0- 0	NON-CONFERENCE	0- 1	2- 0	4- 0				
4- 2	0- 1	0- 0	HOME	0- 1	1- 0	3- 0				
2- 2	0- 2	0- 0	AWAY	0- 0	1- 0	1- 0				
0- 0	0- 0	0- 0	NEUTRAL	0- 0	0- 0	0- 0				
3- 1	0- 0	0- 0	CONFERENCE	0- 0	0- 0	3- 1				
2- 0	0- 0	0- 0	HOME	0- 0	0- 0	2- 0				
1- 1	0- 0	0- 0	AWAY	0- 0	0- 0	1- 1				
0- 0	0- 0	0- 0	NEUTRAL	0- 0	0- 0	0- 0				

RPI 1-25				RPI 26-50				RPI 51-100 Team's RPI: 80				RPI 101+			
RPI	S	Opponent	Score	RPI	S	Opponent	Score	RPI	S	Opponent	Score	RPI	S	Opponent	Score
2	H	Missouri St.	69 72					78	H	Washington St.	68 80	131	H	BYU	66 55
3	A	Louisville	82 98									133	A	UAB	83 81
21	A	TCU	65 77									183	H	New Mexico	83 82
												191	A	Wyoming	68 73
												192	H	Portland St.	82 57
												238	A	Colorado St.	72 69
												257	H	Pepperdine	76 74
												298	A	Eastern Wash.	63 61
												303	H	Nevada	54 40
												343	H	Utah Valley	77 69
LAST 10 Division I															
257	H	Pepperdine	76 74	303	H	Nevada	54 40								
298	A	Eastern Wash.	63 61	191	A	Wyoming	68 73								
131	H	BYU	66 55	21	A	TCU	65 77								
238	A	Colorado St.	72 69	343	H	Utah Valley	77 69								
183	H	New Mexico	83 82	3	A	Louisville	82 98								

Non-Div I Games: Lewis-Clark St. 88 34 Western Ore. 75 32

Boise St.

Loss, Non-Conf, S Site, H Home A Away N Neutral

Average RPI Win:	226	WON-LOST	WINNING	LAST 10	STRENGTH OF	OPP. STRENGTH	TEAM	ADJ.	CONF.	ADJ CONF.
Average RPI Loss:	58	RECORD	PCT. RANK	GAMES	SCHEDULE	OF SCHEDULE	RPI	RPI	RPI	RPI
DIV. I ONLY	8- 6	129	6-4	108	78	96	96	3	3	
DIV. I NON-CONF.	7- 4	100	5-2	125	131	81	81	2	2	
TOTALS	RPI 1-25	RPI 26-50	W-L RECORDS	RPI 51-100	RPI 101-150	RPI 150+				
8- 6	0- 2	0- 2	OVERALL	0- 0	1- 2	7- 0				
5- 1	0- 1	0- 0	HOME	0- 0	0- 0	5- 0				
2- 4	0- 1	0- 1	AWAY	0- 0	0- 2	2- 0				
1- 1	0- 0	0- 1	NEUTRAL	0- 0	1- 0	0- 0				
7- 4	0- 1	0- 1	NON-CONFERENCE	0- 0	1- 2	6- 0				
5- 0	0- 0	0- 0	HOME	0- 0	0- 0	5- 0				
1- 3	0- 1	0- 0	AWAY	0- 0	0- 2	1- 0				
1- 1	0- 0	0- 1	NEUTRAL	0- 0	1- 0	0- 0				
1- 2	0- 1	0- 1	CONFERENCE	0- 0	0- 0	1- 0				
0- 1	0- 1	0- 0	HOME	0- 0	0- 0	0- 0				
1- 1	0- 0	0- 1	AWAY	0- 0	0- 0	1- 0				
0- 0	0- 0	0- 0	NEUTRAL	0- 0	0- 0	0- 0				

RPI 1-25				RPI 26-50				RPI 51-100				Team's RPI: 96	RPI 101+			
RPI	S	Opponent	Score	RPI	S	Opponent	Score	RPI	S	Opponent	Score		RPI	S	Opponent	Score
17	H	NC State	54 72	38	A	Duke	73 85						103	A	Holy Cross	71 80
22	A	Northwestern	63 66	46	N	Charlotte	68 84						119	A	Providence	60 76
													145	N	Tulane	89 76
													177	H	VCU	87 52
													200	A	Boston U.	88 57
													210	H	Rhode Island	66 55
													241	H	Delaware St.	109 69
													266	H	UMass Lowell	89 46
													277	H	St. Francis Brooklyn	106 69
													291	A	Pittsburgh	79 70
LAST 10 Division I																
241	H	Delaware St.	109 69	291	A	Pittsburgh	79 70									
200	A	Boston U.	88 57	17	H	NC State	54 72									
38	A	Duke	73 85	46	N	Charlotte	68 84									
22	A	Northwestern	63 66	177	H	VCU	87 52									
145	N	Tulane	89 76	210	H	Rhode Island	66 55									

Non-Div I Games:

Boston College

Average RPI Win:	240	WON-LOST	WINNING	LAST 10	STRENGTH OF	OPP. STRENGTH	TEAM	ADJ.	CONF.	ADJ CONF.
Average RPI Loss:	143	RECORD	PCT. RANK	GAMES	SCHEDULE	OF SCHEDULE	RPI	RPI	RPI	RPI
DIV. I ONLY	6- 7	188	4-6	199	230	200	200	15	15	
DIV. I NON-CONF.	5- 6	187	3-5	178	237	194	194	13	13	
TOTALS	RPI 1-25	RPI 26-50	W-L RECORDS	RPI 51-100	RPI 101-150	RPI 150+				
6- 7	0- 0	0- 0	OVERALL	0- 2	0- 3	6- 2				
3- 4	0- 0	0- 0	HOME	0- 2	0- 2	3- 0				
3- 3	0- 0	0- 0	AWAY	0- 0	0- 1	3- 2				
0- 0	0- 0	0- 0	NEUTRAL	0- 0	0- 0	0- 0				
5- 6	0- 0	0- 0	NON-CONFERENCE	0- 2	0- 3	5- 1				
2- 4	0- 0	0- 0	HOME	0- 2	0- 2	2- 0				
3- 2	0- 0	0- 0	AWAY	0- 0	0- 1	3- 1				
0- 0	0- 0	0- 0	NEUTRAL	0- 0	0- 0	0- 0				
1- 1	0- 0	0- 0	CONFERENCE	0- 0	0- 0	1- 1				
1- 0	0- 0	0- 0	HOME	0- 0	0- 0	1- 0				
0- 1	0- 0	0- 0	AWAY	0- 0	0- 0	0- 1				
0- 0	0- 0	0- 0	NEUTRAL	0- 0	0- 0	0- 0				

RPI 1-25				RPI 26-50				RPI 51-100				RPI 101+				Team's RPI: 200	
RPI	S	Opponent	Score	RPI	S	Opponent	Score	RPI	S	Opponent	Score	RPI	S	Opponent	Score		
								70	H	Marist	75	89	107	A	California	62	73
								96	H	Boston College	57	88	125	H	Harvard	39	66
													136	H	Massachusetts	45	58
													174	H	American	59	44
													196	H	Northeastern	72	56
													197	H	Dartmouth	74	56
													223	A	UC Davis	68	75
													245	A	Lafayette	57	59
													252	A	Maine	62	49
													308	A	Albany (NY)	60	58
													315	A	New Hampshire	78	64
LAST 10 Division I																	
				196	H	Northeastern	72	56					174	H	American	59	44
				197	H	Dartmouth	74	56					245	A	Lafayette	57	59
				96	H	Boston College	57	88					223	A	UC Davis	68	75
				136	H	Massachusetts	45	58					125	H	Harvard	39	66
				107	A	California	62	73					308	A	Albany (NY)	60	58

Non-Div I Games:

Boston U.

■ Loss,
 ■ Non-Conf, S Site,
 ■ Home
 ■ Away
 N Neutral

Bowling Green

Through Games Of Jan. 5, 2020

Average RPI Win:	257	WON-LOST	WINNING	LAST 10	STRENGTH OF	OPP. STRENGTH	TEAM	ADJ.	CONF.	ADJ CONF.
Average RPI Loss:	134	RECORD	PCT. RANK	GAMES	SCHEDULE	OF SCHEDULE	RPI	RPI	RPI	RPI
DIV. I ONLY	5- 6	199	4-6	172	245	158	158	10	10	
DIV. I NON-CONF.	5- 5	163	4-5	154	247	138	138	10	10	
TOTALS	RPI 1-25	RPI 26-50	W-L RECORDS	RPI 51-100	RPI 101-150	RPI 150+				
5- 6	0- 1	0- 0	OVERALL	0- 1	0- 1	5- 3				
2- 0	0- 0	0- 0	HOME	0- 0	0- 0	2- 0				
2- 4	0- 1	0- 0	AWAY	0- 1	0- 0	2- 2				
1- 2	0- 0	0- 0	NEUTRAL	0- 0	0- 1	1- 1				
5- 5	0- 1	0- 0	NON-CONFERENCE	0- 1	0- 1	5- 2				
2- 0	0- 0	0- 0	HOME	0- 0	0- 0	2- 0				
2- 3	0- 1	0- 0	AWAY	0- 1	0- 0	2- 1				
1- 2	0- 0	0- 0	NEUTRAL	0- 0	0- 1	1- 1				
0- 1	0- 0	0- 0	CONFERENCE	0- 0	0- 0	0- 1				
0- 0	0- 0	0- 0	HOME	0- 0	0- 0	0- 0				
0- 1	0- 0	0- 0	AWAY	0- 0	0- 0	0- 1				
0- 0	0- 0	0- 0	NEUTRAL	0- 0	0- 0	0- 0				

RPI 1-25				RPI 26-50				RPI 51-100				RPI 101+ Team's RPI: 158			
RPI	S	Opponent	Score	RPI	S	Opponent	Score	RPI	S	Opponent	Score	RPI	S	Opponent	Score
24	A	Purdue	74 81					95	A	Loyola Chicago	76 84	142	N	Green Bay	54 73
												165	A	Valparaiso	90 95
												170	H	Cleveland St.	89 62
												180	N	San Francisco	56 64
												198	A	Eastern Mich.	61 78
												239	A	Milwaukee	63 51
												278	H	Morehead St.	79 65
												295	N	California Baptist	98 60
												302	A	Marshall	82 69
LAST 10 Division I															
		95	A	Loyola Chicago	76	84		198	A	Eastern Mich.	61	78			
		239	A	Milwaukee	63	51		24	A	Purdue	74	81			
		302	A	Marshall	82	69		142	N	Green Bay	54	73			
		295	N	California Baptist	98	60		165	A	Valparaiso	90	95			
		180	N	San Francisco	56	64		278	H	Morehead St.	79	65			

Non-Div I Games: Davis & Elkins 91 52 Notre Dame (OH) 88 54

Bowling Green

■ Loss,
 ■ Non-Conf,
 ■ S Site,
 ■ H Home
 ■ A Away
 N Neutral

Average RPI Win: 236		WON-LOST	WINNING	LAST 10	STRENGTH OF	OPP. STRENGTH	TEAM	ADJ.	CONF.	ADJ CONF.
Average RPI Loss: 78		RECORD	PCT. RANK	GAMES	SCHEDULE	OF SCHEDULE	RPI	RPI	RPI	RPI
DIV. I ONLY		10- 2	34	9-1	328	140	135	135	7	7
DIV. I NON-CONF.		8- 2	54	7-1	303	140	110	110	7	7
TOTALS	RPI 1-25	RPI 26-50		W-L RECORDS		RPI 51-100	RPI 101-150	RPI 150+		
10- 2	0- 0	0- 1		OVERALL		0- 0	1- 1	9- 0		
5- 0	0- 0	0- 0		HOME		0- 0	0- 0	5- 0		
2- 1	0- 0	0- 1		AWAY		0- 0	0- 0	2- 0		
3- 1	0- 0	0- 0		NEUTRAL		0- 0	1- 1	2- 0		
8- 2	0- 0	0- 1		NON-CONFERENCE		0- 0	1- 1	7- 0		
3- 0	0- 0	0- 0		HOME		0- 0	0- 0	3- 0		
2- 1	0- 0	0- 1		AWAY		0- 0	0- 0	2- 0		
3- 1	0- 0	0- 0		NEUTRAL		0- 0	1- 1	2- 0		
2- 0	0- 0	0- 0		CONFERENCE		0- 0	0- 0	2- 0		
2- 0	0- 0	0- 0		HOME		0- 0	0- 0	2- 0		
0- 0	0- 0	0- 0		AWAY		0- 0	0- 0	0- 0		
0- 0	0- 0	0- 0		NEUTRAL		0- 0	0- 0	0- 0		

RPI 1-25				RPI 26-50				RPI 51-100				RPI 101+				Team's RPI: 135	
RPI	S	Opponent	Score	RPI	S	Opponent	Score	RPI	S	Opponent	Score	RPI	S	Opponent	Score		
				45	A	Michigan	57 77					101	N	Richmond	61 57		
												111	N	Liberty	63 75		
												157	H	Miami (OH)	79 68		
												159	N	George Mason	61 59		
												211	H	Jackson St.	78 69		
												226	A	Western Ill.	84 49		
												271	H	Indiana St.	91 75		
												297	A	Oakland	74 58		
												298	N	Eastern Wash.	66 46		
												307	H	North Dakota St.	70 64		
												328	H	Evansville	82 51		
LAST 10 Division I																	
				298	N	Eastern Wash.	66 46	271	H	Indiana St.	91 75						
				111	N	Liberty	63 75	328	H	Evansville	82 51						
				211	H	Jackson St.	78 69	159	N	George Mason	61 59						
				307	H	North Dakota St.	70 64	157	H	Miami (OH)	79 68						
				101	N	Richmond	61 57	226	A	Western Ill.	84 49						

Non-Div I Games:	Eureka	101	39
------------------	--------	-----	----

Bradley

■ Loss, ■ Non-Conf, S Site, H Home A Away N Neutral

B
r
o
w
n

B
r
o
w
n

Brown

Page 31

Average RPI Win:	302	WON-LOST	WINNING	LAST 10	STRENGTH OF	OPP. STRENGTH	TEAM	ADJ.	CONF.	ADJ CONF.
Average RPI Loss:	200	RECORD	PCT. RANK	GAMES	SCHEDULE	OF SCHEDULE	RPI	RPI	RPI	RPI
DIV. I ONLY	3- 10	291	2-8	275	329	314	314	30	30	
DIV. I NON-CONF.	2- 9	304	1-7	231	330	317	317	30	30	
TOTALS	RPI 1-25	RPI 26-50	W-L RECORDS	RPI 51-100	RPI 101-150	RPI 150+				
3- 10	0- 0	0- 1	OVERALL	0- 0	0- 3	3- 6				
1- 5	0- 0	0- 0	HOME	0- 0	0- 1	1- 4				
2- 5	0- 0	0- 1	AWAY	0- 0	0- 2	2- 2				
0- 0	0- 0	0- 0	NEUTRAL	0- 0	0- 0	0- 0				
2- 9	0- 0	0- 1	NON-CONFERENCE	0- 0	0- 3	2- 5				
1- 4	0- 0	0- 0	HOME	0- 0	0- 1	1- 3				
1- 5	0- 0	0- 1	AWAY	0- 0	0- 2	1- 2				
0- 0	0- 0	0- 0	NEUTRAL	0- 0	0- 0	0- 0				
1- 1	0- 0	0- 0	CONFERENCE	0- 0	0- 0	1- 1				
0- 1	0- 0	0- 0	HOME	0- 0	0- 0	0- 1				
1- 0	0- 0	0- 0	AWAY	0- 0	0- 0	1- 0				
0- 0	0- 0	0- 0	NEUTRAL	0- 0	0- 0	0- 0				

RPI	S	Opponent	Score	RPI	S	Opponent	Score	RPI	S	Opponent	Score	RPI	S	Opponent	Score
47	A	Minnesota	56 101									103	A	Holy Cross	75 87
												119	H	Providence	32 76
												143	A	Illinois	55 69
												193	H	Saint Francis (PA)	60 63
												259	A	Brown	45 44
												259	H	Brown	50 56
												263	A	Army West Point	75 81
												266	H	UMass Lowell	35 55
												296	A	Vermont	66 71
												308	H	Albany (NY)	68 55
												315	H	New Hampshire	56 68
												338	A	Fairleigh Dickinson	57 45
LAST 10 Division I															
263	A	Army West Point	75 81	338	A	Fairleigh Dickinson	57 45								
308	H	Albany (NY)	68 55	193	H	Saint Francis (PA)	60 63								
259	H	Brown	50 56	47	A	Minnesota	56 101								
119	H	Providence	32 76	143	A	Illinois	55 69								
266	H	UMass Lowell	35 55	103	A	Holy Cross	75 87								

Non-Div I Games:

Bryant

■ Loss,
■ Non-Conf,
■ S Site,
■ H Home
■ A Away
N Neutral

Bucknell

Through Games Of Jan. 5, 2020

Average RPI Win:	198	WON-LOST	WINNING	LAST 10	STRENGTH OF	OPP. STRENGTH	TEAM	ADJ.	CONF.	ADJ CONF.
Average RPI Loss:	100	RECORD	PCT. RANK	GAMES	SCHEDULE	OF SCHEDULE	RPI	RPI	RPI	RPI
DIV. I ONLY	9- 4	72	7-3	197	99	82	82	15	15	
DIV. I NON-CONF.	7- 4	100	5-3	168	85	88	88	13	13	
TOTALS	RPI 1-25	RPI 26-50	W-L RECORDS	RPI 51-100	RPI 101-150	RPI 150+				
9- 4	0- 0	0- 1	OVERALL	1- 2	0- 0	8- 1				
4- 1	0- 0	0- 0	HOME	1- 1	0- 0	3- 0				
3- 3	0- 0	0- 1	AWAY	0- 1	0- 0	3- 1				
2- 0	0- 0	0- 0	NEUTRAL	0- 0	0- 0	2- 0				
7- 4	0- 0	0- 1	NON-CONFERENCE	1- 2	0- 0	6- 1				
3- 1	0- 0	0- 0	HOME	1- 1	0- 0	2- 0				
2- 3	0- 0	0- 1	AWAY	0- 1	0- 0	2- 1				
2- 0	0- 0	0- 0	NEUTRAL	0- 0	0- 0	2- 0				
2- 0	0- 0	0- 0	CONFERENCE	0- 0	0- 0	2- 0				
1- 0	0- 0	0- 0	HOME	0- 0	0- 0	1- 0				
1- 0	0- 0	0- 0	AWAY	0- 0	0- 0	1- 0				
0- 0	0- 0	0- 0	NEUTRAL	0- 0	0- 0	0- 0				

RPI S	Opponent	Score	RPI S	Opponent	Score	RPI S	Opponent	Score	RPI S	Opponent	Score
			31 A	Virginia	60 84	62 H	Temple	61 72	159 A	George Mason	64 51
						69 H	Drexel	60 49	168 N	Cincinnati	56 48
						92 A	Stony Brook	73 78	178 N	Howard	70 60
									193 A	Saint Francis (PA)	70 46
									216 A	Quinnipiac	69 76
									230 H	Monmouth	71 37
									245 H	Lafayette	50 36
									263 A	Army West Point	63 52
									276 H	St. Bonaventure	68 60
LAST 10 Division I											
			92 A	Stony Brook	73 78	245 H	Lafayette	50 36			
			193 A	Saint Francis (PA)	70 46	263 A	Army West Point	63 52			
			69 H	Drexel	60 49	178 N	Howard	70 60			
			159 A	George Mason	64 51	62 H	Temple	61 72			
			168 N	Cincinnati	56 48	216 A	Quinnipiac	69 76			

Non-Div I Games:

Bucknell

Loss, Non-Conf, S Site, H Home A Away N Neutral

Average RPI Win:	207	WON-LOST	WINNING	LAST 10	STRENGTH OF	OPP. STRENGTH	TEAM	ADJ.	CONF.	ADJ CONF.
Average RPI Loss:	105	RECORD	PCT. RANK	GAMES	SCHEDULE	OF SCHEDULE	RPI	RPI	RPI	RPI
DIV. I ONLY	10- 2	34	8-2	223	187	59	59	10	10	
DIV. I NON-CONF.	9- 2	40	7-2	226	186	71	71	10	10	
TOTALS	RPI 1-25	RPI 26-50	W-L RECORDS	RPI 51-100	RPI 101-150	RPI 150+				
10- 2	0- 1	0- 0	OVERALL	1- 0	2- 0	7- 1				
5- 0	0- 0	0- 0	HOME	0- 0	2- 0	3- 0				
3- 2	0- 1	0- 0	AWAY	0- 0	0- 0	3- 1				
2- 0	0- 0	0- 0	NEUTRAL	1- 0	0- 0	1- 0				
9- 2	0- 1	0- 0	NON-CONFERENCE	1- 0	2- 0	6- 1				
5- 0	0- 0	0- 0	HOME	0- 0	2- 0	3- 0				
2- 2	0- 1	0- 0	AWAY	0- 0	0- 0	2- 1				
2- 0	0- 0	0- 0	NEUTRAL	1- 0	0- 0	1- 0				
1- 0	0- 0	0- 0	CONFERENCE	0- 0	0- 0	1- 0				
0- 0	0- 0	0- 0	HOME	0- 0	0- 0	0- 0				
1- 0	0- 0	0- 0	AWAY	0- 0	0- 0	1- 0				
0- 0	0- 0	0- 0	NEUTRAL	0- 0	0- 0	0- 0				

RPI 1-25				RPI 26-50				RPI 51-100 Team's RPI: 59				RPI 101+			
RPI	S	Opponent	Score	RPI	S	Opponent	Score	RPI	S	Opponent	Score	RPI	S	Opponent	Score
4	A	Stanford	69 88					69	N	Drexel	63 59	129	H	Dayton	67 59
												146	H	Columbia	82 75
												157	A	Miami (OH)	86 72
												174	N	American	73 55
												197	H	Dartmouth	73 49
												206	A	San Jose St.	88 95
												255	A	Niagara	81 67
												276	A	St. Bonaventure	46 36
												327	H	Canisius	71 55
												336	H	Central Conn. St.	61 56
LAST 10 Division I															
129	H	Dayton	67 59	157	A	Miami (OH)	86 72								
276	A	St. Bonaventure	46 36	197	H	Dartmouth	73 49								
174	N	American	73 55	206	A	San Jose St.	88 95								
69	N	Drexel	63 59	146	H	Columbia	82 75								
4	A	Stanford	69 88	327	H	Canisius	71 55								

Non-Div I Games:

Buffalo

■ Loss,
 ■ Non-Conf,
 ■ S Site,
 ■ H Home
 ■ A Away
 N Neutral

Average RPI Win:	226	WON-LOST	WINNING	LAST 10	STRENGTH OF	OPP. STRENGTH	TEAM	ADJ.	CONF.	ADJ CONF.
Average RPI Loss:	61	RECORD	PCT. RANK	GAMES	SCHEDULE	OF SCHEDULE	RPI	RPI	RPI	RPI
DIV. I ONLY	9- 5	95	5-5	212	76	155	155	6	6	
DIV. I NON-CONF.	8- 3	68	4-3	194	112	117	117	6	6	
TOTALS	RPI 1-25	RPI 26-50	W-L RECORDS	RPI 51-100	RPI 101-150	RPI 150+				
9- 5	0- 1	0- 0	OVERALL	1- 4	1- 0	7- 0				
7- 3	0- 1	0- 0	HOME	1- 2	0- 0	6- 0				
1- 1	0- 0	0- 0	AWAY	0- 1	0- 0	1- 0				
1- 1	0- 0	0- 0	NEUTRAL	0- 1	1- 0	0- 0				
8- 3	0- 1	0- 0	NON-CONFERENCE	1- 2	1- 0	6- 0				
7- 1	0- 1	0- 0	HOME	1- 0	0- 0	6- 0				
0- 1	0- 0	0- 0	AWAY	0- 1	0- 0	0- 0				
1- 1	0- 0	0- 0	NEUTRAL	0- 1	1- 0	0- 0				
1- 2	0- 0	0- 0	CONFERENCE	0- 2	0- 0	1- 0				
0- 2	0- 0	0- 0	HOME	0- 2	0- 0	0- 0				
1- 0	0- 0	0- 0	AWAY	0- 0	0- 0	1- 0				
0- 0	0- 0	0- 0	NEUTRAL	0- 0	0- 0	0- 0				

RPI 1-25				RPI 26-50				RPI 51-100				RPI 101+ Team's RPI: 155			
RPI	S	Opponent	Score	RPI	S	Opponent	Score	RPI	S	Opponent	Score	RPI	S	Opponent	Score
12	H	Indiana	53 64					63	N	Georgia	36 69	102	N	Ohio	60 55
								67	H	St. John's (NY)	42 67	163	H	Akron	76 55
								75	H	Seton Hall	62 67	250	A	Xavier	78 70
								77	H	IUPUI	64 61	251	H	Eastern Ky.	73 41
								87	A	Ball St.	70 74	269	H	Wagner	74 58
												290	H	High Point	74 52
												313	H	Purdue Fort Wayne	85 58
												321	H	Detroit Mercy	82 60
LAST 10 Division I															
75	H	Seton Hall	62 67	250	A	Xavier	78 70								
313	H	Purdue Fort Wayne	85 58	67	H	St. John's (NY)	42 67								
290	H	High Point	74 52	102	N	Ohio	60 55								
12	H	Indiana	53 64	63	N	Georgia	36 69								
163	H	Akron	76 55	87	A	Ball St.	70 74								

Non-Div I Games:

Butler

■ Loss,
 ■ Non-Conf, S Site,
 ■ Home
 ■ Away
 N Neutral

CSU Bakersfield

Through Games Of Jan. 5, 2020

Average RPI Win:	233	WON-LOST	WINNING	LAST 10	STRENGTH OF	OPP. STRENGTH	TEAM	ADJ.	CONF.	ADJ CONF.
Average RPI Loss:	89	RECORD	PCT. RANK	GAMES	SCHEDULE	OF SCHEDULE	RPI	RPI	RPI	RPI
DIV. I ONLY	6- 5	142	6-4	82	146	86	86	32	32	
DIV. I NON-CONF.	5- 5	163	5-4	61	162	103	103	32	32	
TOTALS	RPI 1-25	RPI 26-50	W-L RECORDS	RPI 51-100	RPI 101-150	RPI 150+				
6- 5	0- 2	0- 0	OVERALL	1- 1	0- 1	5- 1				
5- 0	0- 0	0- 0	HOME	1- 0	0- 0	4- 0				
1- 5	0- 2	0- 0	AWAY	0- 1	0- 1	1- 1				
0- 0	0- 0	0- 0	NEUTRAL	0- 0	0- 0	0- 0				
5- 5	0- 2	0- 0	NON-CONFERENCE	1- 1	0- 1	4- 1				
5- 0	0- 0	0- 0	HOME	1- 0	0- 0	4- 0				
0- 5	0- 2	0- 0	AWAY	0- 1	0- 1	0- 1				
0- 0	0- 0	0- 0	NEUTRAL	0- 0	0- 0	0- 0				
1- 0	0- 0	0- 0	CONFERENCE	0- 0	0- 0	1- 0				
0- 0	0- 0	0- 0	HOME	0- 0	0- 0	0- 0				
1- 0	0- 0	0- 0	AWAY	0- 0	0- 0	1- 0				
0- 0	0- 0	0- 0	NEUTRAL	0- 0	0- 0	0- 0				

RPI 1-25				RPI 26-50				RPI 51-100				RPI 101+			
RPI	S	Opponent	Score	RPI	S	Opponent	Score	RPI	S	Opponent	Score	RPI	S	Opponent	Score
5	A	Oregon St.	50 69					65	A	Washington	49 80	124	A	Wright St.	60 65
8	A	Gonzaga	48 92					94	H	Pacific	80 70	206	H	San Jose St.	75 71
												232	H	North Texas	61 52
												243	A	UC Riverside	52 53
												268	A	Grand Canyon	59 54
												281	H	UC Santa Barbara	66 62
												318	H	N.C. Central	80 71
LAST 10 Division I															
5	A	Oregon St.	50 69	268	A	Grand Canyon	59 54								
281	H	UC Santa Barbara	66 62	243	A	UC Riverside	52 53								
94	H	Pacific	80 70	232	H	North Texas	61 52								
318	H	N.C. Central	80 71	124	A	Wright St.	60 65								
206	H	San Jose St.	75 71	8	A	Gonzaga	48 92								

Non-Div I Games: Fresno Pacific 95 64 Westcliff 100 44 Cal St. Dom. Hills 83 74

CSU Bakersfield

Loss, Non-Conf, S Site, H Home A Away N Neutral

Average RPI Win:	254	WON-LOST	WINNING	LAST 10	STRENGTH OF	OPP. STRENGTH	TEAM	ADJ.	CONF.	ADJ CONF.
Average RPI Loss:	132	RECORD	PCT. RANK	GAMES	SCHEDULE	OF SCHEDULE	RPI	RPI	RPI	RPI
DIV. I ONLY	4- 9	259	4-6	249	51	254	254	26	26	
DIV. I NON-CONF.	4- 9	250	4-6	249	46	258	258	26	26	
TOTALS	RPI 1-25	RPI 26-50	W-L RECORDS	RPI 51-100	RPI 101-150	RPI 150+				
4- 9	0- 1	0- 1	OVERALL	0- 2	0- 1	4- 4				
1- 4	0- 1	0- 1	HOME	0- 1	0- 1	1- 0				
2- 4	0- 0	0- 0	AWAY	0- 1	0- 0	2- 3				
1- 1	0- 0	0- 0	NEUTRAL	0- 0	0- 0	1- 1				
4- 9	0- 1	0- 1	NON-CONFERENCE	0- 2	0- 1	4- 4				
1- 4	0- 1	0- 1	HOME	0- 1	0- 1	1- 0				
2- 4	0- 0	0- 0	AWAY	0- 1	0- 0	2- 3				
1- 1	0- 0	0- 0	NEUTRAL	0- 0	0- 0	1- 1				
0- 0	0- 0	0- 0	CONFERENCE	0- 0	0- 0	0- 0				
0- 0	0- 0	0- 0	HOME	0- 0	0- 0	0- 0				
0- 0	0- 0	0- 0	AWAY	0- 0	0- 0	0- 0				
0- 0	0- 0	0- 0	NEUTRAL	0- 0	0- 0	0- 0				

RPI 1-25				RPI 26-50				RPI 51-100				RPI 101+ Team's RPI: 254			
RPI	S	Opponent	Score	RPI	S	Opponent	Score	RPI	S	Opponent	Score	RPI	S	Opponent	Score
7	H	UCLA	44 58	31	H	Virginia	47 72	78	A	Washington St.	61 71	105	H	Southern California	53 69
								97	H	Santa Clara	55 76	160	H	Portland	73 64
												180	A	San Francisco	61 79
												195	N	SMU	58 68
												204	A	San Diego	40 59
												271	N	Indiana St.	67 59
												285	A	LMU (CA)	56 54
												295	A	California Baptist	56 64
												299	A	San Diego St.	74 69
LAST 10 Division I															
				97	H	Santa Clara	55 76	299	A	San Diego St.	74 69				
				7	H	UCLA	44 58	204	A	San Diego	40 59				
				285	A	LMU (CA)	56 54	78	A	Washington St.	61 71				
				271	N	Indiana St.	67 59	160	H	Portland	73 64				
				195	N	SMU	58 68	180	A	San Francisco	61 79				

Non-Div I Games: Hope Int'l 77 54

CSUN

■ Loss,
 ■ Non-Conf,
 ■ S Site,
 ■ H Home
 ■ A Away
 N Neutral

Average RPI Win: 261		WON-LOST	WINNING	LAST 10	STRENGTH OF	OPP. STRENGTH	TEAM	ADJ.	CONF.	ADJ CONF.
Average RPI Loss: 192		RECORD	PCT. RANK	GAMES	SCHEDULE	OF SCHEDULE	RPI	RPI	RPI	RPI
DIV. I ONLY		2- 8	305	2-8	245	320	325	325	26	26
DIV. I NON-CONF.		2- 8	295	2-8	246	321	325	325	26	26
TOTALS	RPI 1-25		RPI 26-50		W-L RECORDS		RPI 51-100		RPI 101-150	RPI 150+
2- 8	0- 0		0- 1		OVERALL		0- 1		0- 2	2- 4
2- 3	0- 0		0- 1		HOME		0- 0		0- 1	2- 1
0- 5	0- 0		0- 0		AWAY		0- 1		0- 1	0- 3
0- 0	0- 0		0- 0		NEUTRAL		0- 0		0- 0	0- 0
2- 8	0- 0		0- 1		NON-CONFERENCE		0- 1		0- 2	2- 4
2- 3	0- 0		0- 1		HOME		0- 0		0- 1	2- 1
0- 5	0- 0		0- 0		AWAY		0- 1		0- 1	0- 3
0- 0	0- 0		0- 0		NEUTRAL		0- 0		0- 0	0- 0
0- 0	0- 0		0- 0		CONFERENCE		0- 0		0- 0	0- 0
0- 0	0- 0		0- 0		HOME		0- 0		0- 0	0- 0
0- 0	0- 0		0- 0		AWAY		0- 0		0- 0	0- 0
0- 0	0- 0		0- 0		NEUTRAL		0- 0		0- 0	0- 0

RPI 1-25				RPI 26-50				RPI 51-100				RPI 101+				Team's RPI: 325	
RPI	S	Opponent	Score	RPI	S	Opponent	Score	RPI	S	Opponent	Score	RPI	S	Opponent	Score		
				50	H	Old Dominion	55 61	51	A	Arizona St.	41 66	121	A	Saint Mary's (CA)	67 84		
												134	H	Fresno St.	52 79		
												174	H	Lamar University	57 56		
												257	A	Pepperdine	53 63		
												284	A	Denver	66 96		
												303	A	Nevada	40 71		
												334	H	Seattle U	49 72		
												348	H	Sacramento St.	62 43		
LAST 10 Division I																	
				121	A	Saint Mary's (CA)	67 84	303	A	Nevada	40 71						
				174	H	Lamar University	57 56	334	H	Seattle U	49 72						
				50	H	Old Dominion	55 61	284	A	Denver	66 96						
				51	A	Arizona St.	41 66	257	A	Pepperdine	53 63						
				348	H	Sacramento St.	62 43	134	H	Fresno St.	52 79						

Non-Div I Games:	Holy Names	100	35
------------------	------------	-----	----

Cal Poly

■ Loss, ■ Non-Conf, S Site, H Home A Away N Neutral

Average RPI Win: 276		WON-LOST	WINNING	LAST 10	STRENGTH OF	OPP. STRENGTH	TEAM	ADJ.	CONF.	ADJ CONF.
Average RPI Loss: 200		RECORD	PCT. RANK	GAMES	SCHEDULE	OF SCHEDULE	RPI	RPI	RPI	RPI
DIV. I ONLY		8- 5	111	6-4	323	283	224	224	26	26
DIV. I NON-CONF.		8- 5	117	6-4	322	289	223	223	26	26
TOTALS	RPI 1-25	RPI 26-50		W-L RECORDS		RPI 51-100	RPI 101-150	RPI 150+		
8- 5	0- 0	0- 0		OVERALL		0- 0	0- 1	8- 4		
4- 2	0- 0	0- 0		HOME		0- 0	0- 1	4- 1		
4- 3	0- 0	0- 0		AWAY		0- 0	0- 0	4- 3		
0- 0	0- 0	0- 0		NEUTRAL		0- 0	0- 0	0- 0		
8- 5	0- 0	0- 0		NON-CONFERENCE		0- 0	0- 1	8- 4		
4- 2	0- 0	0- 0		HOME		0- 0	0- 1	4- 1		
4- 3	0- 0	0- 0		AWAY		0- 0	0- 0	4- 3		
0- 0	0- 0	0- 0		NEUTRAL		0- 0	0- 0	0- 0		
0- 0	0- 0	0- 0		CONFERENCE		0- 0	0- 0	0- 0		
0- 0	0- 0	0- 0		HOME		0- 0	0- 0	0- 0		
0- 0	0- 0	0- 0		AWAY		0- 0	0- 0	0- 0		
0- 0	0- 0	0- 0		NEUTRAL		0- 0	0- 0	0- 0		

RPI 1-25				RPI 26-50				RPI 51-100				RPI 101+				Team's RPI: 224	
RPI	S	Opponent	Score	RPI	S	Opponent	Score	RPI	S	Opponent	Score	RPI	S	Opponent	Score		
												149	H	Montana	69	71	
												161	A	Southern Utah	63	79	
												180	A	San Francisco	63	71	
												204	A	San Diego	72	67	
												212	H	Delaware	55	72	
												242	A	UNLV	64	58	
												258	H	Utah St.	83	62	
												268	A	Grand Canyon	80	70	
												285	A	LMU (CA)	79	74	
												295	H	California Baptist	97	93	
												299	A	San Diego St.	45	55	
												323	H	Air Force	79	70	
												334	H	Seattle U	81	63	
EAST 10 Division I																	
				295	H	California Baptist	97	93	334	H	Seattle U	81	63				
				204	A	San Diego	72	67	323	H	Air Force	79	70				
				180	A	San Francisco	63	71	268	A	Grand Canyon	80	70				
				149	H	Montana	69	71	258	H	Utah St.	83	62				
				212	H	Delaware	55	72	299	A	San Diego St.	45	55				

Non-Div I Games:

Cal St. Fullerton

Loss, Non-Conf, S Site, H Home A Away N Neutral

California

Through Games Of Jan. 5, 2020

Average RPI Win:	215	WON-LOST	WINNING	LAST 10	STRENGTH OF	OPP. STRENGTH	TEAM	ADJ.	CONF.	ADJ CONF.
Average RPI Loss:	58	RECORD	PCT. RANK	GAMES	SCHEDULE	OF SCHEDULE	RPI	RPI	RPI	RPI
DIV. I ONLY	8- 5	111	7-3	62	125	107	107	1	1	
DIV. I NON-CONF.	8- 3	68	7-1	77	178	60	60	1	1	
TOTALS	RPI 1-25	RPI 26-50	W-L RECORDS	RPI 51-100	RPI 101-150	RPI 150+				
8- 5	0- 2	1- 0	OVERALL	1- 2	0- 1	6- 0				
7- 3	0- 1	1- 0	HOME	1- 2	0- 0	5- 0				
1- 2	0- 1	0- 0	AWAY	0- 0	0- 1	1- 0				
0- 0	0- 0	0- 0	NEUTRAL	0- 0	0- 0	0- 0				
8- 3	0- 2	1- 0	NON-CONFERENCE	1- 0	0- 1	6- 0				
7- 1	0- 1	1- 0	HOME	1- 0	0- 0	5- 0				
1- 2	0- 1	0- 0	AWAY	0- 0	0- 1	1- 0				
0- 0	0- 0	0- 0	NEUTRAL	0- 0	0- 0	0- 0				
0- 2	0- 0	0- 0	CONFERENCE	0- 2	0- 0	0- 0				
0- 2	0- 0	0- 0	HOME	0- 2	0- 0	0- 0				
0- 0	0- 0	0- 0	AWAY	0- 0	0- 0	0- 0				
0- 0	0- 0	0- 0	NEUTRAL	0- 0	0- 0	0- 0				

RPI 1-25				RPI 26-50				RPI 51-100				RPI 101+ Team's RPI: 107			
RPI	S	Opponent	Score	RPI	S	Opponent	Score	RPI	S	Opponent	Score	RPI	S	Opponent	Score
1	A	UConn	61 72	44	H	Arkansas	84 80	65	H	Washington	64 67	125	A	Harvard	53 56
20	H	Kentucky	61 63					78	H	Washington St.	75 96	200	H	Boston U.	73 62
								97	H	Santa Clara	69 65	243	H	UC Riverside	84 61
												249	H	Long Beach St.	68 45
												268	H	Grand Canyon	72 53
												299	A	San Diego St.	74 48
												318	H	N.C. Central	90 69
LAST 10 Division I															
268	H	Grand Canyon	72 53	78	H	Washington St.	75 96								
20	H	Kentucky	61 63	65	H	Washington	64 67								
97	H	Santa Clara	69 65	318	H	N.C. Central	90 69								
200	H	Boston U.	73 62	44	H	Arkansas	84 80								
249	H	Long Beach St.	68 45	299	A	San Diego St.	74 48								

Non-Div I Games:

California

■ Loss,
 ■ Non-Conf, S Site,
 ■ Home
 ■ Away
 N Neutral

Average RPI Win: 258		WON-LOST	WINNING	LAST 10	STRENGTH OF	OPP. STRENGTH	TEAM	ADJ.	CONF.	ADJ CONF.
Average RPI Loss: 210		RECORD	PCT. RANK	GAMES	SCHEDULE	OF SCHEDULE	RPI	RPI	RPI	RPI
DIV. I ONLY		6- 8	206	2-8	315	268	295	295	32	32
DIV. I NON-CONF.		6- 6	163	2-6	273	264	252	252	32	32
TOTALS	RPI 1-25	RPI 26-50		W-L RECORDS		RPI 51-100	RPI 101-150	RPI 150+		
6- 8	0- 1	0- 0		OVERALL		0- 0	0- 1	6- 6		
5- 1	0- 0	0- 0		HOME		0- 0	0- 0	5- 1		
1- 4	0- 0	0- 0		AWAY		0- 0	0- 0	1- 4		
0- 3	0- 1	0- 0		NEUTRAL		0- 0	0- 1	0- 1		
6- 6	0- 1	0- 0		NON-CONFERENCE		0- 0	0- 1	6- 4		
5- 1	0- 0	0- 0		HOME		0- 0	0- 0	5- 1		
1- 2	0- 0	0- 0		AWAY		0- 0	0- 0	1- 2		
0- 3	0- 1	0- 0		NEUTRAL		0- 0	0- 1	0- 1		
0- 2	0- 0	0- 0		CONFERENCE		0- 0	0- 0	0- 2		
0- 0	0- 0	0- 0		HOME		0- 0	0- 0	0- 0		
0- 2	0- 0	0- 0		AWAY		0- 0	0- 0	0- 2		
0- 0	0- 0	0- 0		NEUTRAL		0- 0	0- 0	0- 0		

RPI 1-25				RPI 26-50				RPI 51-100				RPI 101+				Team's RPI: 295	
RPI	S	Opponent	Score	RPI	S	Opponent	Score	RPI	S	Opponent	Score	RPI	S	Opponent	Score		
4	N	Stanford	78 83									116	N	Houston	75 96		
												158	N	Bowling Green	60 98		
												224	A	Cal St. Fullerton	93 97		
												243	A	UC Riverside	64 80		
												246	H	Alabama A&M	60 55		
												247	H	Northern Ariz.	98 79		
												249	H	Long Beach St.	79 70		
												254	H	CSUN	64 56		
												273	A	Idaho St.	74 68		
												281	H	UC Santa Barbara	85 81		
												299	H	San Diego St.	68 80		
												305	A	New Mexico St.	56 57		
												333	A	UTRGV	68 87		
LAST 10 Division I																	
				299	H	San Diego St.	68 80	333	A	UTRGV	68 87						
				273	A	Idaho St.	74 68	305	A	New Mexico St.	56 57						
				224	A	Cal St. Fullerton	93 97	116	N	Houston	75 96						
				243	A	UC Riverside	64 80	4	N	Stanford	78 83						
				158	N	Bowling Green	60 98	281	H	UC Santa Barbara	85 81						

Non-Div I Games:	Ottawa (AZ)	103	75	LIFE Pacific	93	48
------------------	-------------	-----	----	--------------	----	----

California Baptist

■ Loss, ■ Non-Conf, S Site, H Home A Away N Neutral

Average RPI Win: 258		WON-LOST	WINNING	LAST 10	STRENGTH OF	OPP. STRENGTH	TEAM	ADJ.	CONF.	ADJ CONF.
Average RPI Loss: 200		RECORD	PCT. RANK	GAMES	SCHEDULE	OF SCHEDULE	RPI	RPI	RPI	RPI
DIV. I ONLY		5- 5	168	5-5	273	338	217	217	27	27
DIV. I NON-CONF.		3- 4	201	3-4	271	281	220	220	27	27
TOTALS	RPI 1-25	RPI 26-50		W-L RECORDS		RPI 51-100	RPI 101-150	RPI 150+		
5- 5	0- 0	0- 1		OVERALL		0- 1	1- 0	4- 3		
4- 0	0- 0	0- 0		HOME		0- 0	1- 0	3- 0		
1- 5	0- 0	0- 1		AWAY		0- 1	0- 0	1- 3		
0- 0	0- 0	0- 0		NEUTRAL		0- 0	0- 0	0- 0		
3- 4	0- 0	0- 1		NON-CONFERENCE		0- 1	1- 0	2- 2		
2- 0	0- 0	0- 0		HOME		0- 0	1- 0	1- 0		
1- 4	0- 0	0- 1		AWAY		0- 1	0- 0	1- 2		
0- 0	0- 0	0- 0		NEUTRAL		0- 0	0- 0	0- 0		
2- 1	0- 0	0- 0		CONFERENCE		0- 0	0- 0	2- 1		
2- 0	0- 0	0- 0		HOME		0- 0	0- 0	2- 0		
0- 1	0- 0	0- 0		AWAY		0- 0	0- 0	0- 1		
0- 0	0- 0	0- 0		NEUTRAL		0- 0	0- 0	0- 0		

RPI 1-25				RPI 26-50				RPI 51-100				RPI 101+				Team's RPI: 217	
RPI	S	Opponent	Score	RPI	S	Opponent	Score	RPI	S	Opponent	Score	RPI	S	Opponent	Score		
				50	A	Old Dominion	44 59	68	A	Wake Forest	46 74	110	H	UNC Greensboro	72 64		
												234	H	Kennesaw St.	63 51		
												237	A	UNC Asheville	52 60		
												290	H	High Point	73 36		
												318	A	N.C. Central	64 67		
												324	H	USC Upstate	50 38		
												329	A	Hofstra	55 58		
												330	A	Western Caro.	61 40		
LAST 10 Division I																	
				290	H	High Point	73 36	237	A	UNC Asheville	52 60						
				329	A	Hofstra	55 58	324	H	USC Upstate	50 38						
				68	A	Wake Forest	46 74	318	A	N.C. Central	64 67						
				110	H	UNC Greensboro	72 64	330	A	Western Caro.	61 40						
				234	H	Kennesaw St.	63 51	50	A	Old Dominion	44 59						

Non-Div I Games:	St. Andrews	122	56	Bluefield Col.	65	41
------------------	-------------	-----	----	----------------	----	----

Campbell

■ Loss, ■ Non-Conf, S Site, H Home A Away N Neutral

Average RPI Win:	253	WON-LOST	WINNING	LAST 10	STRENGTH OF	OPP. STRENGTH	TEAM	ADJ.	CONF.	ADJ CONF.
Average RPI Loss:	205	RECORD	PCT. RANK	GAMES	SCHEDULE	OF SCHEDULE	RPI	RPI	RPI	RPI
DIV. I ONLY	2- 9	311	2-8	308	257	327	327	24	24	
DIV. I NON-CONF.	1- 8	322	1-7	301	276	342	342	24	24	
TOTALS	RPI 1-25	RPI 26-50	W-L RECORDS	RPI 51-100	RPI 101-150	RPI 150+				
2- 9	0- 0	0- 0	OVERALL	0- 1	0- 1	2- 7				
1- 2	0- 0	0- 0	HOME	0- 0	0- 1	1- 1				
1- 6	0- 0	0- 0	AWAY	0- 1	0- 0	1- 5				
0- 1	0- 0	0- 0	NEUTRAL	0- 0	0- 0	0- 1				
1- 8	0- 0	0- 0	NON-CONFERENCE	0- 1	0- 1	1- 6				
1- 2	0- 0	0- 0	HOME	0- 0	0- 1	1- 1				
0- 5	0- 0	0- 0	AWAY	0- 1	0- 0	0- 4				
0- 1	0- 0	0- 0	NEUTRAL	0- 0	0- 0	0- 1				
1- 1	0- 0	0- 0	CONFERENCE	0- 0	0- 0	1- 1				
0- 0	0- 0	0- 0	HOME	0- 0	0- 0	0- 0				
1- 1	0- 0	0- 0	AWAY	0- 0	0- 0	1- 1				
0- 0	0- 0	0- 0	NEUTRAL	0- 0	0- 0	0- 0				

RPI 1-25				RPI 26-50				RPI 51-100				RPI 101+				Team's RPI: 327	
RPI	S	Opponent	Score	RPI	S	Opponent	Score	RPI	S	Opponent	Score	RPI	S	Opponent	Score		
								59	A	Buffalo	55	71	106	H	Colgate	69	90
													182	A	Youngstown St.	59	87
													186	A	Stetson	52	68
													199	A	Toledo	65	83
													230	A	Monmouth	71	62
													233	A	Manhattan	50	68
													276	H	St. Bonaventure	84	82
													280	N	Appalachian St.	57	74
													296	A	Vermont	53	76
													308	H	Albany (NY)	53	70
LAST 10 Division I																	
199	A	Toledo	65	83	230	A	Monmouth	71	62								
280	N	Appalachian St.	57	74	233	A	Manhattan	50	68								
186	A	Stetson	52	68	106	H	Colgate	69	90								
296	A	Vermont	53	76	276	H	St. Bonaventure	84	82								
308	H	Albany (NY)	53	70	59	A	Buffalo	55	71								

Non-Div I Games:

Canisius

Average RPI Win:	298	WON-LOST	WINNING	LAST 10	STRENGTH OF	OPP. STRENGTH	TEAM	ADJ.	CONF.	ADJ CONF.
Average RPI Loss:	143	RECORD	PCT. RANK	GAMES	SCHEDULE	OF SCHEDULE	RPI	RPI	RPI	RPI
DIV. I ONLY	4- 6	224	4-6	307	221	236	236	25	25	
DIV. I NON-CONF.	1- 5	313	1-5	161	53	285	285	23	23	
TOTALS	RPI 1-25	RPI 26-50	W-L RECORDS	RPI 51-100	RPI 101-150	RPI 150+				
4- 6	0- 1	0- 0	OVERALL	0- 1	0- 1	4- 3				
2- 0	0- 0	0- 0	HOME	0- 0	0- 0	2- 0				
2- 6	0- 1	0- 0	AWAY	0- 1	0- 1	2- 3				
0- 0	0- 0	0- 0	NEUTRAL	0- 0	0- 0	0- 0				
1- 5	0- 1	0- 0	NON-CONFERENCE	0- 1	0- 1	1- 2				
1- 0	0- 0	0- 0	HOME	0- 0	0- 0	1- 0				
0- 5	0- 1	0- 0	AWAY	0- 1	0- 1	0- 2				
0- 0	0- 0	0- 0	NEUTRAL	0- 0	0- 0	0- 0				
3- 1	0- 0	0- 0	CONFERENCE	0- 0	0- 0	3- 1				
1- 0	0- 0	0- 0	HOME	0- 0	0- 0	1- 0				
2- 1	0- 0	0- 0	AWAY	0- 0	0- 0	2- 1				
0- 0	0- 0	0- 0	NEUTRAL	0- 0	0- 0	0- 0				

RPI 1-25				RPI 26-50				RPI 51-100				RPI 101+ Team's RPI: 236			
RPI	S	Opponent	Score	RPI	S	Opponent	Score	RPI	S	Opponent	Score	RPI	S	Opponent	Score
9	A	Texas A&M	46 76					93	A	Tennessee	36 63	145	A	Tulane	38 65
												181	A	Little Rock	48 63
												211	H	Jackson St.	57 54
												213	A	A&M-Corpus Christi	47 67
												218	A	Northern Ky.	56 72
												311	H	Houston Baptist	63 39
												320	A	McNeese	70 57
												349	A	Incarnate Word	47 37
LAST 10 Division I															
213	A	A&M-Corpus Christi	47 67	320	A	McNeese	70 57								
349	A	Incarnate Word	47 37	311	H	Houston Baptist	63 39								
9	A	Texas A&M	46 76	145	A	Tulane	38 65								
211	H	Jackson St.	57 54	181	A	Little Rock	48 63								
218	A	Northern Ky.	56 72	93	A	Tennessee	36 63								

Non-Div I Games: Hendrix 104 28 Central Baptist 66 43 Crowley's Ridge 82 26

Central Ark.

Loss, Non-Conf, S Site, H Home A Away N Neutral

Average RPI Win:	341	WON-LOST	WINNING	LAST 10	STRENGTH OF	OPP. STRENGTH	TEAM	ADJ.	CONF.	ADJ CONF.
Average RPI Loss:	186	RECORD	PCT. RANK	GAMES	SCHEDULE	OF SCHEDULE	RPI	RPI	RPI	RPI
DIV. I ONLY	1- 12	338	1-9	270	284	336	336	30	30	
DIV. I NON-CONF.	1- 10	329	1-7	248	305	323	323	30	30	
TOTALS	RPI 1-25	RPI 26-50	W-L RECORDS	RPI 51-100	RPI 101-150	RPI 150+				
1- 12	0- 0	0- 1	OVERALL	0- 3	0- 1	1- 7				
0- 5	0- 0	0- 0	HOME	0- 0	0- 1	0- 4				
1- 7	0- 0	0- 1	AWAY	0- 3	0- 0	1- 3				
0- 0	0- 0	0- 0	NEUTRAL	0- 0	0- 0	0- 0				
1- 10	0- 0	0- 1	NON-CONFERENCE	0- 3	0- 0	1- 6				
0- 3	0- 0	0- 0	HOME	0- 0	0- 0	0- 3				
1- 7	0- 0	0- 1	AWAY	0- 3	0- 0	1- 3				
0- 0	0- 0	0- 0	NEUTRAL	0- 0	0- 0	0- 0				
0- 2	0- 0	0- 0	CONFERENCE	0- 0	0- 1	0- 1				
0- 2	0- 0	0- 0	HOME	0- 0	0- 1	0- 1				
0- 0	0- 0	0- 0	AWAY	0- 0	0- 0	0- 0				
0- 0	0- 0	0- 0	NEUTRAL	0- 0	0- 0	0- 0				

RPI S	Opponent	Score	RPI S	Opponent	Score	RPI S	Opponent	Score	RPI S	Opponent	Score	Team's RPI: 336
39	A FGCU	60 94	59	A Buffalo	56 61	148	H Robert Morris	56 86				
			91	A Lehigh	51 70	169	A Fla. Atlantic	54 72				
			98	A Duquesne	33 72	193	H Saint Francis (PA)	52 64				
						259	H Brown	73 83				
						266	H UMass Lowell	54 56				
						291	A Pittsburgh	73 81				
						308	H Albany (NY)	63 73				
						315	A New Hampshire	59 70				
						341	A Hartford	61 54				
LAST 10 Division I												
341	A Hartford	61 54	193	H Saint Francis (PA)	52 64							
39	A FGCU	60 94	148	H Robert Morris	56 86							
169	A Fla. Atlantic	54 72	308	H Albany (NY)	63 73							
315	A New Hampshire	59 70	98	A Duquesne	33 72							
266	H UMass Lowell	54 56	91	A Lehigh	51 70							

Non-Div I Games:

Central Conn. St.

■ Loss,
 ■ Non-Conf, S Site,
 ■ Home
 ■ Away
 N Neutral

Average RPI Win:	161	WON-LOST	WINNING	LAST 10	STRENGTH OF	OPP. STRENGTH	TEAM	ADJ.	CONF.	ADJ CONF.
Average RPI Loss:	64	RECORD	PCT. RANK	GAMES	SCHEDULE	OF SCHEDULE	RPI	RPI	RPI	RPI
DIV. I ONLY	8- 4	83	8-2	50	100	41	41	10	10	
DIV. I NON-CONF.	7- 4	100	7-2	60	100	49	49	10	10	
TOTALS	RPI 1-25	RPI 26-50	W-L RECORDS	RPI 51-100	RPI 101-150	RPI 150+				
8- 4	0- 1	0- 0	OVERALL	2- 2	1- 1	5- 0				
4- 1	0- 0	0- 0	HOME	1- 0	1- 1	2- 0				
4- 3	0- 1	0- 0	AWAY	1- 2	0- 0	3- 0				
0- 0	0- 0	0- 0	NEUTRAL	0- 0	0- 0	0- 0				
7- 4	0- 1	0- 0	NON-CONFERENCE	2- 2	1- 1	4- 0				
4- 1	0- 0	0- 0	HOME	1- 0	1- 1	2- 0				
3- 3	0- 1	0- 0	AWAY	1- 2	0- 0	2- 0				
0- 0	0- 0	0- 0	NEUTRAL	0- 0	0- 0	0- 0				
1- 0	0- 0	0- 0	CONFERENCE	0- 0	0- 0	1- 0				
0- 0	0- 0	0- 0	HOME	0- 0	0- 0	0- 0				
1- 0	0- 0	0- 0	AWAY	0- 0	0- 0	1- 0				
0- 0	0- 0	0- 0	NEUTRAL	0- 0	0- 0	0- 0				

RPI 1-25				RPI 26-50				Team's RPI: 41				RPI 51-100				RPI 101+			
RPI	S	Opponent	Score	RPI	S	Opponent	Score	RPI	S	Opponent	Score	RPI	S	Opponent	Score	RPI	S	Opponent	Score
3	A	Louisville	63 76									54	A	UCF	58 64	129	H	Dayton	81 80
												57	A	Western Ky.	58 93	142	H	Green Bay	105 111
												70	H	Marist	77 54	163	A	Akron	77 72
												99	A	South Dakota St.	79 74	166	H	Iona	70 50
																171	A	Bethune-Cookman	92 67
																196	H	Northeastern	79 63
																297	A	Oakland	65 47
LAST 10 Division I																			
				171	A	Bethune-Cookman	92 67					163	A	Akron	77 72				
				297	A	Oakland	65 47					54	A	UCF	58 64				
				99	A	South Dakota St.	79 74					196	H	Northeastern	79 63				
				166	H	Iona	70 50					129	H	Dayton	81 80				
				70	H	Marist	77 54					57	A	Western Ky.	58 93				

Non-Div I Games:

Central Mich.

■ Loss,
■ Non-Conf, S Site,
■ Home
■ Away
N Neutral

Average RPI Win: 0				WON-LOST	WINNING	LAST 10	STRENGTH OF		OPP. STRENGTH	TEAM	ADJ.	CONF.	ADJ CONF.
Average RPI Loss: 214				RECORD	PCT. RANK	GAMES	SCHEDULE	OF SCHEDULE	RPI	RPI	RPI	RPI	RPI
DIV. I ONLY				0- 10	343	0-10	225	347	342	342	27	27	
DIV. I NON-CONF.				0- 7	338	0-7	155	339	334	334	27	27	
TOTALS				RPI 1-25	RPI 26-50	W-L RECORDS	RPI 51-100	RPI 101-150	RPI 150+				
0- 10				0- 1	0- 0	OVERALL	0- 0	0- 2	0- 7				
0- 5				0- 0	0- 0	HOME	0- 0	0- 1	0- 4				
0- 5				0- 1	0- 0	AWAY	0- 0	0- 1	0- 3				
0- 0				0- 0	0- 0	NEUTRAL	0- 0	0- 0	0- 0				
0- 7				0- 1	0- 0	NON-CONFERENCE	0- 0	0- 2	0- 4				
0- 4				0- 0	0- 0	HOME	0- 0	0- 1	0- 3				
0- 3				0- 1	0- 0	AWAY	0- 0	0- 1	0- 1				
0- 0				0- 0	0- 0	NEUTRAL	0- 0	0- 0	0- 0				
0- 3				0- 0	0- 0	CONFERENCE	0- 0	0- 0	0- 3				
0- 1				0- 0	0- 0	HOME	0- 0	0- 0	0- 1				
0- 2				0- 0	0- 0	AWAY	0- 0	0- 0	0- 2				
0- 0				0- 0	0- 0	NEUTRAL	0- 0	0- 0	0- 0				

RPI 1-25				RPI 26-50				RPI 51-100				RPI 101+				Team's RPI: 342	
RPI	S	Opponent	Score	RPI	S	Opponent	Score	RPI	S	Opponent	Score	RPI	S	Opponent	Score		
11	A	Florida St.	36 88									108	A	North Carolina	54 85		
												140	H	North Dakota	57 73		
												171	H	Bethune-Cookman	41 81		
												207	H	Gardner-Webb	52 79		
												235	H	Col. of Charleston	70 79		
												265	A	Radford	35 72		
												324	A	USC Upstate	53 70		
												330	A	Western Caro.	64 69		
												344	H	South Carolina St.	75 81		
LAST 10 Division I																	
				324	A	USC Upstate	53 70	265	A	Radford	35 72						
				235	H	Col. of Charleston	70 79	207	H	Gardner-Webb	52 79						
				330	A	Western Caro.	64 69	108	A	North Carolina	54 85						
				140	H	North Dakota	57 73	344	H	South Carolina St.	75 81						
				171	H	Bethune-Cookman	41 81	11	A	Florida St.	36 88						

Non-Div I Games:	Columbia (SC)	76	59	Virginia-Lynchburg	92	55
------------------	---------------	----	----	--------------------	----	----

Charleston So.

Loss, Non-Conf, S Site, H Home A Away N Neutral

Average RPI Win:	160	WON-LOST	WINNING	LAST 10	STRENGTH OF	OPP. STRENGTH	TEAM	ADJ.	CONF.	ADJ CONF.
Average RPI Loss:	66	RECORD	PCT. RANK	GAMES	SCHEDULE	OF SCHEDULE	RPI	RPI	RPI	RPI
DIV. I ONLY	10- 3	50	7-3	134	64	46	46	13	13	
DIV. I NON-CONF.	9- 2	40	6-2	172	74	53	53	15	15	
TOTALS	RPI 1-25	RPI 26-50	W-L RECORDS	RPI 51-100	RPI 101-150	RPI 150+				
10- 3	0- 1	0- 1	OVERALL	2- 0	4- 1	4- 0				
4- 1	0- 0	0- 0	HOME	0- 0	1- 1	3- 0				
4- 2	0- 1	0- 1	AWAY	1- 0	2- 0	1- 0				
2- 0	0- 0	0- 0	NEUTRAL	1- 0	1- 0	0- 0				
9- 2	0- 1	0- 0	NON-CONFERENCE	2- 0	3- 1	4- 0				
4- 1	0- 0	0- 0	HOME	0- 0	1- 1	3- 0				
3- 1	0- 1	0- 0	AWAY	1- 0	1- 0	1- 0				
2- 0	0- 0	0- 0	NEUTRAL	1- 0	1- 0	0- 0				
1- 1	0- 0	0- 1	CONFERENCE	0- 0	1- 0	0- 0				
0- 0	0- 0	0- 0	HOME	0- 0	0- 0	0- 0				
1- 1	0- 0	0- 1	AWAY	0- 0	1- 0	0- 0				
0- 0	0- 0	0- 0	NEUTRAL	0- 0	0- 0	0- 0				

RPI 1-25				Team's RPI: 46		RPI 51-100				RPI 101+					
RPI	S	Opponent	Score	RPI	S	Opponent	Score	RPI	S	Opponent	Score	RPI	S	Opponent	Score
20	A	Kentucky	39 86	49	A	Middle Tenn.	59 83	68	A	Wake Forest	77 65	101	H	Richmond	78 59
								96	N	Boston College	84 68	122	A	Davidson	75 64
												130	H	Fordham	51 76
												133	A	UAB	83 75
												145	N	Tulane	60 56
												207	H	Gardner-Webb	74 49
												212	H	Delaware	61 57
												228	A	East Carolina	59 47
												289	H	UMES	64 44
LAST 10 Division I															
289	H	UMES	64 44	49	A	Middle Tenn.	59 83								
122	A	Davidson	75 64	133	A	UAB	83 75								
212	H	Delaware	61 57	96	N	Boston College	84 68								
20	A	Kentucky	39 86	130	H	Fordham	51 76								
145	N	Tulane	60 56	228	A	East Carolina	59 47								

Non-Div I Games:

Charlotte

Loss, Non-Conf, S Site, H Home A Away N Neutral

Chattanooga

Through Games Of Jan. 5, 2020

Average RPI Win:	111	WON-LOST	WINNING	LAST 10	STRENGTH OF	OPP. STRENGTH	TEAM	ADJ.	CONF.	ADJ CONF.
Average RPI Loss:	101	RECORD	PCT. RANK	GAMES	SCHEDULE	OF SCHEDULE	RPI	RPI	RPI	RPI
DIV. I ONLY	1- 13	340	0-10	22	111	221	221	19	19	
DIV. I NON-CONF.	1- 13	337	0-10	22	118	221	221	20	20	
TOTALS	RPI 1-25	RPI 26-50	W-L RECORDS	RPI 51-100	RPI 101-150	RPI 150+				
1- 13	0- 3	0- 0	OVERALL	0- 3	1- 4	0- 3				
0- 6	0- 1	0- 0	HOME	0- 1	0- 3	0- 1				
1- 7	0- 2	0- 0	AWAY	0- 2	1- 1	0- 2				
0- 0	0- 0	0- 0	NEUTRAL	0- 0	0- 0	0- 0				
1- 13	0- 3	0- 0	NON-CONFERENCE	0- 3	1- 4	0- 3				
0- 6	0- 1	0- 0	HOME	0- 1	0- 3	0- 1				
1- 7	0- 2	0- 0	AWAY	0- 2	1- 1	0- 2				
0- 0	0- 0	0- 0	NEUTRAL	0- 0	0- 0	0- 0				
0- 0	0- 0	0- 0	CONFERENCE	0- 0	0- 0	0- 0				
0- 0	0- 0	0- 0	HOME	0- 0	0- 0	0- 0				
0- 0	0- 0	0- 0	AWAY	0- 0	0- 0	0- 0				
0- 0	0- 0	0- 0	NEUTRAL	0- 0	0- 0	0- 0				

RPI 1-25				RPI 26-50				RPI 51-100				RPI 101+ Team's RPI: 221			
RPI	S	Opponent	Score	RPI	S	Opponent	Score	RPI	S	Opponent	Score	RPI	S	Opponent	Score
3	A	Louisville	37 86					52	H	Troy	51 90	102	H	Ohio	58 70
17	A	NC State	38 74					66	A	UT Martin	51 78	111	A	Liberty	71 54
24	H	Purdue	34 66					99	A	South Dakota St.	56 71	112	A	Belmont	50 63
												126	H	Northern Colo.	42 59
												141	H	Austin Peay	49 50
												156	H	Hampton	55 84
												168	A	Cincinnati	53 72
												251	A	Eastern Ky.	65 71
LAST 10 Division I															
				52	H	Troy	51 90	102	H	Ohio	58 70				
				99	A	South Dakota St.	56 71	17	A	NC State	38 74				
				66	A	UT Martin	51 78	141	H	Austin Peay	49 50				
				251	A	Eastern Ky.	65 71	3	A	Louisville	37 86				
				126	H	Northern Colo.	42 59	168	A	Cincinnati	53 72				

Non-Div I Games:

Chattanooga

■ Loss,
 ■ Non-Conf, S Site,
 ■ Home
 ■ Away
 N Neutral

Average RPI Win:	0	WON-LOST	WINNING	LAST 10	STRENGTH OF	OPP. STRENGTH	TEAM	ADJ.	CONF.	ADJ CONF.
Average RPI Loss:	219	RECORD	PCT. RANK	GAMES	SCHEDULE	OF SCHEDULE	RPI	RPI	RPI	RPI
DIV. I ONLY	0- 15	343	0-10	285	326	345	345	32	32	
DIV. I NON-CONF.	0- 13	338	0-8	250	296	343	343	32	32	
TOTALS	RPI 1-25	RPI 26-50	W-L RECORDS	RPI 51-100	RPI 101-150	RPI 150+				
0- 15	0- 0	0- 1	OVERALL	0- 1	0- 3	0- 10				
0- 6	0- 0	0- 1	HOME	0- 1	0- 1	0- 3				
0- 8	0- 0	0- 0	AWAY	0- 0	0- 2	0- 6				
0- 1	0- 0	0- 0	NEUTRAL	0- 0	0- 0	0- 1				
0- 13	0- 0	0- 1	NON-CONFERENCE	0- 1	0- 3	0- 8				
0- 6	0- 0	0- 1	HOME	0- 1	0- 1	0- 3				
0- 6	0- 0	0- 0	AWAY	0- 0	0- 2	0- 4				
0- 1	0- 0	0- 0	NEUTRAL	0- 0	0- 0	0- 1				
0- 2	0- 0	0- 0	CONFERENCE	0- 0	0- 0	0- 2				
0- 0	0- 0	0- 0	HOME	0- 0	0- 0	0- 0				
0- 2	0- 0	0- 0	AWAY	0- 0	0- 0	0- 2				
0- 0	0- 0	0- 0	NEUTRAL	0- 0	0- 0	0- 0				

RPI 1-25				RPI 26-50				RPI 51-100				RPI 101+ Team's RPI: 345			
RPI	S	Opponent	Score	RPI	S	Opponent	Score	RPI	S	Opponent	Score	RPI	S	Opponent	Score
				35	H	Arizona	50 82	95	H	Loyola Chicago	53 98	117	A	UT Arlington	53 84
												142	H	Green Bay	46 102
												143	A	Illinois	66 96
												151	A	Western Mich.	69 90
												165	A	Valparaiso	49 95
												226	H	Western Ill.	78 88
												281	N	UC Santa Barbara	65 96
												297	H	Oakland	70 98
												303	A	Nevada	60 80
												328	A	Evansville	42 76
												332	H	UIC	61 73
												334	A	Seattle U	51 80
												343	A	Utah Valley	58 89
LAST 10 Division I															
				165	A	Valparaiso	49 95	334	A	Seattle U	51 80				
				328	A	Evansville	42 76	343	A	Utah Valley	58 89				
				151	A	Western Mich.	69 90	281	N	UC Santa Barbara	65 96				
				226	H	Western Ill.	78 88	303	A	Nevada	60 80				
				332	H	UIC	61 73	142	H	Green Bay	46 102				

Non-Div I Games:

Chicago St.

■ Loss,
■ Non-Conf,
■ S Site,
■ H Home
■ A Away
N Neutral

Average RPI Win:	215	WON-LOST	WINNING	LAST 10	STRENGTH OF	OPP. STRENGTH	TEAM	ADJ.	CONF.	ADJ CONF.
Average RPI Loss:	60	RECORD	PCT. RANK	GAMES	SCHEDULE	OF SCHEDULE	RPI	RPI	RPI	RPI
DIV. I ONLY	9- 5	95	7-3	264	27	168	168	8	8	
DIV. I NON-CONF.	9- 4	84	7-2	280	33	166	166	8	8	
TOTALS	RPI 1-25	RPI 26-50	W-L RECORDS	RPI 51-100	RPI 101-150	RPI 150+				
9- 5	0- 2	0- 0	OVERALL	1- 2	0- 1	8- 0				
7- 2	0- 1	0- 0	HOME	1- 1	0- 0	6- 0				
2- 1	0- 0	0- 0	AWAY	0- 0	0- 1	2- 0				
0- 2	0- 1	0- 0	NEUTRAL	0- 1	0- 0	0- 0				
9- 4	0- 2	0- 0	NON-CONFERENCE	1- 2	0- 0	8- 0				
7- 2	0- 1	0- 0	HOME	1- 1	0- 0	6- 0				
2- 0	0- 0	0- 0	AWAY	0- 0	0- 0	2- 0				
0- 2	0- 1	0- 0	NEUTRAL	0- 1	0- 0	0- 0				
0- 1	0- 0	0- 0	CONFERENCE	0- 0	0- 1	0- 0				
0- 0	0- 0	0- 0	HOME	0- 0	0- 0	0- 0				
0- 1	0- 0	0- 0	AWAY	0- 0	0- 1	0- 0				
0- 0	0- 0	0- 0	NEUTRAL	0- 0	0- 0	0- 0				

RPI 1-25			RPI 26-50			RPI 51-100			RPI 101+			Team's RPI: 168
RPI	S	Opponent	Score	RPI	S	Opponent	Score	RPI	S	Opponent	Score	
13	N	Iowa	61 69					109	A	South Fla.	68 76	
23	H	Ohio St.	73 78					157	H	Miami (OH)	98 68	
								167	H	Utah	68 62	
								177	A	VCU	58 56	
								221	H	Chattanooga	72 53	
								246	H	Alabama A&M	62 47	
								250	A	Xavier	85 78	
								291	H	Pittsburgh	69 53	
								340	H	Coppin St.	86 40	
LAST 10 Division I												
291	H	Pittsburgh	69 53	109	A	South Fla.	68 76					
246	H	Alabama A&M	62 47	340	H	Coppin St.	86 40					
250	A	Xavier	85 78	82	N	Bucknell	48 56					
157	H	Miami (OH)	98 68	13	N	Iowa	61 69					
177	A	VCU	58 56	221	H	Chattanooga	72 53					

Non-Div I Games:

Cincinnati

Average RPI Win:	223	WON-LOST	WINNING	LAST 10	STRENGTH OF	OPP. STRENGTH	TEAM	ADJ.	CONF.	ADJ CONF.
Average RPI Loss:	76	RECORD	PCT. RANK	GAMES	SCHEDULE	OF SCHEDULE	RPI	RPI	RPI	RPI
DIV. I ONLY	5- 9	240	3-7	81	36	173	173	3	3	
DIV. I NON-CONF.	4- 7	225	2-5	175	69	228	228	2	2	
TOTALS	RPI 1-25	RPI 26-50	W-L RECORDS	RPI 51-100	RPI 101-150	RPI 150+				
5- 9	0- 4	0- 1	OVERALL	2- 2	0- 0	3- 2				
2- 6	0- 3	0- 0	HOME	1- 2	0- 0	1- 1				
2- 2	0- 1	0- 0	AWAY	1- 0	0- 0	1- 1				
1- 1	0- 0	0- 1	NEUTRAL	0- 0	0- 0	1- 0				
4- 7	0- 2	0- 1	NON-CONFERENCE	1- 2	0- 0	3- 2				
2- 4	0- 1	0- 0	HOME	1- 2	0- 0	1- 1				
1- 2	0- 1	0- 0	AWAY	0- 0	0- 0	1- 1				
1- 1	0- 0	0- 1	NEUTRAL	0- 0	0- 0	1- 0				
1- 2	0- 2	0- 0	CONFERENCE	1- 0	0- 0	0- 0				
0- 2	0- 2	0- 0	HOME	0- 0	0- 0	0- 0				
1- 0	0- 0	0- 0	AWAY	1- 0	0- 0	0- 0				
0- 0	0- 0	0- 0	NEUTRAL	0- 0	0- 0	0- 0				

RPI S	Opponent	Score	RPI S	Opponent	Score	RPI S	Opponent	Score	RPI S	Opponent	Score	Team's RPI: 173
3	H Louisville	50 75	30	N Maryland	44 63	64	H N.C. A&T	74 82	201	A Penn St.	55 68	
6	H South Carolina	48 84				79	H Alabama	54 67	274	H Navy	52 65	
11	H Florida St.	64 81				87	H Furman	77 71	301	H Alabama St.	76 43	
13	A Iowa	60 74				100	A Notre Dame	71 55	312	A Mercer	65 61	
									317	N Alcorn	77 46	
LAST 10 Division I												
64	H N.C. A&T	74 82	3	H Louisville	50 75							
312	A Mercer	65 61	100	A Notre Dame	71 55							
11	H Florida St.	64 81	30	N Maryland	44 63							
13	A Iowa	60 74	6	H South Carolina	48 84							
317	N Alcorn	77 46	201	A Penn St.	55 68							

Non-Div I Games:

Clemson

■ Loss,
 ■ Non-Conf, S Site,
 ■ Home
 ■ Away
 N Neutral

Average RPI Win:	275	WON-LOST	WINNING	LAST 10	STRENGTH OF	OPP. STRENGTH	TEAM	ADJ.	CONF.	ADJ CONF.
Average RPI Loss:	120	RECORD	PCT. RANK	GAMES	SCHEDULE	OF SCHEDULE	RPI	RPI	RPI	RPI
DIV. I ONLY	10- 3	50	8-2	343	203	170	170	18	18	
DIV. I NON-CONF.	8- 1	28	6-0	349	195	155	155	18	18	
TOTALS	RPI 1-25	RPI 26-50	W-L RECORDS	RPI 51-100	RPI 101-150	RPI 150+				
10- 3	0- 0	0- 0	OVERALL	0- 1	0- 1	10- 1				
2- 1	0- 0	0- 0	HOME	0- 1	0- 0	2- 0				
8- 2	0- 0	0- 0	AWAY	0- 0	0- 1	8- 1				
0- 0	0- 0	0- 0	NEUTRAL	0- 0	0- 0	0- 0				
8- 1	0- 0	0- 0	NON-CONFERENCE	0- 0	0- 0	8- 1				
1- 0	0- 0	0- 0	HOME	0- 0	0- 0	1- 0				
7- 1	0- 0	0- 0	AWAY	0- 0	0- 0	7- 1				
0- 0	0- 0	0- 0	NEUTRAL	0- 0	0- 0	0- 0				
2- 2	0- 0	0- 0	CONFERENCE	0- 1	0- 1	2- 0				
1- 1	0- 0	0- 0	HOME	0- 1	0- 0	1- 0				
1- 1	0- 0	0- 0	AWAY	0- 0	0- 1	1- 0				
0- 0	0- 0	0- 0	NEUTRAL	0- 0	0- 0	0- 0				

RPI 1-25				RPI 26-50				RPI 51-100				RPI 101+ Team's RPI: 170					
RPI	S	Opponent	Score	RPI	S	Opponent	Score	RPI	S	Opponent	Score	RPI	S	Opponent	Score		
								77	H	IUPUI	53	78	124	A	Wright St.	62	78
													158	A	Bowling Green	62	89
													163	H	Akron	66	62
													218	A	Northern Ky.	73	68
													231	A	ETSU	62	54
													241	A	Delaware St.	57	49
													276	A	St. Bonaventure	65	62
													287	A	Omaha	79	66
													329	A	Hofstra	61	51
													330	A	Western Caro.	68	61
													332	H	UIC	84	44
													347	A	LIU Brooklyn	79	49
LAST 10 Division I																	
				77	H	IUPUI	53	78	218	A	Northern Ky.	73	68				
				332	H	UIC	84	44	124	A	Wright St.	62	78				
				287	A	Omaha	79	66	241	A	Delaware St.	57	49				
				231	A	ETSU	62	54	163	H	Akron	66	62				
				330	A	Western Caro.	68	61	276	A	St. Bonaventure	65	62				

Non-Div I Games: Davis & Elkins 110 41 Lake Erie 95 49

Cleveland St.

Coastal Caro.

Through Games Of Jan. 5, 2020

Average RPI Win:	234	WON-LOST	WINNING	LAST 10	STRENGTH OF	OPP. STRENGTH	TEAM	ADJ.	CONF.	ADJ CONF.
Average RPI Loss:	77	RECORD	PCT. RANK	GAMES	SCHEDULE	OF SCHEDULE	RPI	RPI	RPI	RPI
DIV. I ONLY	9- 2	37	8-2	316	141	123	123	23	23	
DIV. I NON-CONF.	8- 1	28	7-1	338	122	140	140	22	22	
TOTALS	RPI 1-25	RPI 26-50	W-L RECORDS	RPI 51-100	RPI 101-150	RPI 150+				
9- 2	0- 0	0- 0	OVERALL	0- 1	2- 1	7- 0				
4- 1	0- 0	0- 0	HOME	0- 0	1- 1	3- 0				
4- 1	0- 0	0- 0	AWAY	0- 1	0- 0	4- 0				
1- 0	0- 0	0- 0	NEUTRAL	0- 0	1- 0	0- 0				
8- 1	0- 0	0- 0	NON-CONFERENCE	0- 0	2- 1	6- 0				
4- 1	0- 0	0- 0	HOME	0- 0	1- 1	3- 0				
3- 0	0- 0	0- 0	AWAY	0- 0	0- 0	3- 0				
1- 0	0- 0	0- 0	NEUTRAL	0- 0	1- 0	0- 0				
1- 1	0- 0	0- 0	CONFERENCE	0- 1	0- 0	1- 0				
0- 0	0- 0	0- 0	HOME	0- 0	0- 0	0- 0				
1- 1	0- 0	0- 0	AWAY	0- 1	0- 0	1- 0				
0- 0	0- 0	0- 0	NEUTRAL	0- 0	0- 0	0- 0				

RPI 1-25				RPI 26-50				RPI 51-100				RPI 101+				Team's RPI: 123	
RPI	S	Opponent	Score	RPI	S	Opponent	Score	RPI	S	Opponent	Score	RPI	S	Opponent	Score		
								52	A	Troy	77	84	101	H	Richmond	67	79
													104	N	Elon	76	65
													110	H	UNC Greensboro	63	54
													159	H	George Mason	74	59
													260	A	Wofford	78	73
													264	A	South Alabama	71	62
													267	H	Ark.-Pine Bluff	76	69
													270	A	UNCW	62	43
													330	A	Western Caro.	66	43
													344	H	South Carolina St.	85	44
LAST 10 Division I																	
								344	H	South Carolina St.	85	44	264	A	South Alabama	71	62
								104	N	Elon	76	65	52	A	Troy	77	84
								270	A	UNCW	62	43	330	A	Western Caro.	66	43
								159	H	George Mason	74	59	260	A	Wofford	78	73
								101	H	Richmond	67	79	110	H	UNC Greensboro	63	54

Non-Div I Games: UNC Pembroke 86 44 Wesleyan (GA) 132 32

Coastal Caro.

Loss, Non-Conf, S Site, H Home A Away N Neutral

Average RPI Win:	270	WON-LOST	WINNING	LAST 10	STRENGTH OF	OPP. STRENGTH	TEAM	ADJ.	CONF.	ADJ CONF.
Average RPI Loss:	158	RECORD	PCT. RANK	GAMES	SCHEDULE	OF SCHEDULE	RPI	RPI	RPI	RPI
DIV. I ONLY	8- 4	83	8-2	341	240	235	235	14	14	
DIV. I NON-CONF.	6- 4	122	6-2	346	278	282	282	14	14	
TOTALS	RPI 1-25	RPI 26-50	W-L RECORDS	RPI 51-100	RPI 101-150	RPI 150+				
8- 4	0- 0	0- 0	OVERALL	1- 1	0- 1	7- 2				
4- 2	0- 0	0- 0	HOME	1- 0	0- 1	3- 1				
4- 2	0- 0	0- 0	AWAY	0- 1	0- 0	4- 1				
0- 0	0- 0	0- 0	NEUTRAL	0- 0	0- 0	0- 0				
6- 4	0- 0	0- 0	NON-CONFERENCE	0- 1	0- 1	6- 2				
2- 2	0- 0	0- 0	HOME	0- 0	0- 1	2- 1				
4- 2	0- 0	0- 0	AWAY	0- 1	0- 0	4- 1				
0- 0	0- 0	0- 0	NEUTRAL	0- 0	0- 0	0- 0				
2- 0	0- 0	0- 0	CONFERENCE	1- 0	0- 0	1- 0				
2- 0	0- 0	0- 0	HOME	1- 0	0- 0	1- 0				
0- 0	0- 0	0- 0	AWAY	0- 0	0- 0	0- 0				
0- 0	0- 0	0- 0	NEUTRAL	0- 0	0- 0	0- 0				

RPI 1-25				RPI 26-50				RPI 51-100				RPI 101+				Team's RPI: 235	
RPI	S	Opponent	Score	RPI	S	Opponent	Score	RPI	S	Opponent	Score	RPI	S	Opponent	Score		
								68	A	Wake Forest	50	106	110	H	UNC Greensboro	56	69
								69	H	Drexel	73	59	159	H	George Mason	61	72
													212	H	Delaware	84	73
													256	A	Winthrop	84	73
													290	A	High Point	79	70
													294	A	Presbyterian	54	58
													318	H	N.C. Central	85	78
													330	H	Western Caro.	73	62
													342	A	Charleston So.	79	70
													344	A	South Carolina St.	76	55
LAST 10 Division I																	
				330	H	Western Caro.	73 62			212	H	Delaware	84 73				
				342	A	Charleston So.	79 70			69	H	Drexel	73 59				
				110	H	UNC Greensboro	56 69			344	A	South Carolina St.	76 55				
				256	A	Winthrop	84 73			318	H	N.C. Central	85 78				
				294	A	Presbyterian	54 58			290	A	High Point	79 70				

Non-Div I Games: Coker

82 57

Col. of Charleston

■ Loss,
 ■ Non-Conf,
 ■ S Site,
 ■ H Home
 ■ A Away
 N Neutral

Average RPI Win:	245	WON-LOST	WINNING	LAST 10	STRENGTH OF	OPP. STRENGTH	TEAM	ADJ.	CONF.	ADJ CONF.
Average RPI Loss:	87	RECORD	PCT. RANK	GAMES	SCHEDULE	OF SCHEDULE	RPI	RPI	RPI	RPI
DIV. I ONLY	9- 4	72	6-4	262	109	106	106	15	15	
DIV. I NON-CONF.	8- 3	68	5-3	234	113	80	80	13	13	
TOTALS	RPI 1-25	RPI 26-50	W-L RECORDS	RPI 51-100	RPI 101-150	RPI 150+				
9- 4	0- 1	0- 0	OVERALL	1- 2	1- 0	7- 1				
6- 0	0- 0	0- 0	HOME	1- 0	0- 0	5- 0				
3- 4	0- 1	0- 0	AWAY	0- 2	1- 0	2- 1				
0- 0	0- 0	0- 0	NEUTRAL	0- 0	0- 0	0- 0				
8- 3	0- 1	0- 0	NON-CONFERENCE	1- 2	1- 0	6- 0				
5- 0	0- 0	0- 0	HOME	1- 0	0- 0	4- 0				
3- 3	0- 1	0- 0	AWAY	0- 2	1- 0	2- 0				
0- 0	0- 0	0- 0	NEUTRAL	0- 0	0- 0	0- 0				
1- 1	0- 0	0- 0	CONFERENCE	0- 0	0- 0	1- 1				
1- 0	0- 0	0- 0	HOME	0- 0	0- 0	1- 0				
0- 1	0- 0	0- 0	AWAY	0- 0	0- 0	0- 1				
0- 0	0- 0	0- 0	NEUTRAL	0- 0	0- 0	0- 0				

RPI 1-25				RPI 26-50				RPI 51-100				RPI 101+				Team's RPI: 106
RPI	S	Opponent	Score	RPI	S	Opponent	Score	RPI	S	Opponent	Score	RPI	S	Opponent	Score	
22	A	Northwestern	44 73					58	H	Yale	70 67	144	A	Cornell	62 58	
								73	A	Saint Louis	51 61	174	A	American	61 63	
								79	A	Alabama	52 72	255	H	Niagara	85 72	
												263	H	Army West Point	100 93	
												266	H	UMass Lowell	73 51	
												269	H	Wagner	74 58	
												304	H	Siena	88 51	
												316	A	NJIT	79 52	
												327	A	Canisius	90 69	
LAST 10 Division I																
				269	H	Wagner	74 58	263	H	Army West Point	100 93					
				79	A	Alabama	52 72	174	A	American	61 63					
				304	H	Siena	88 51	73	A	Saint Louis	51 61					
				255	H	Niagara	85 72	327	A	Canisius	90 69					
				22	A	Northwestern	44 73	58	H	Yale	70 67					

Non-Div I Games:

Colgate

Average RPI Win:	201	WON-LOST	WINNING	LAST 10	STRENGTH OF	OPP. STRENGTH	TEAM	ADJ.	CONF.	ADJ CONF.
Average RPI Loss:	10	RECORD	PCT. RANK	GAMES	SCHEDULE	OF SCHEDULE	RPI	RPI	RPI	RPI
DIV. I ONLY	12- 2	25	8-2	127	92	28	28	1	1	
DIV. I NON-CONF.	11- 0	1	7-0	262	144	40	40	1	1	
TOTALS	RPI 1-25	RPI 26-50	W-L RECORDS	RPI 51-100	RPI 101-150	RPI 150+				
12- 2	0- 2	0- 0	OVERALL	1- 0	3- 0	8- 0				
6- 0	0- 0	0- 0	HOME	1- 0	1- 0	4- 0				
5- 2	0- 2	0- 0	AWAY	0- 0	1- 0	4- 0				
1- 0	0- 0	0- 0	NEUTRAL	0- 0	1- 0	0- 0				
11- 0	0- 0	0- 0	NON-CONFERENCE	1- 0	3- 0	7- 0				
6- 0	0- 0	0- 0	HOME	1- 0	1- 0	4- 0				
4- 0	0- 0	0- 0	AWAY	0- 0	1- 0	3- 0				
1- 0	0- 0	0- 0	NEUTRAL	0- 0	1- 0	0- 0				
1- 2	0- 2	0- 0	CONFERENCE	0- 0	0- 0	1- 0				
0- 0	0- 0	0- 0	HOME	0- 0	0- 0	0- 0				
1- 2	0- 2	0- 0	AWAY	0- 0	0- 0	1- 0				
0- 0	0- 0	0- 0	NEUTRAL	0- 0	0- 0	0- 0				

RPI	S	Opponent	Score	RPI	S	Opponent	Score	Team's RPI: 28	RPI	S	Opponent	Score	RPI	S	Opponent	Score
5	A	Oregon St.	60 72						72	H	Texas Southern	74 50	115	H	Wisconsin	74 57
15	A	Oregon	46 104										133	N	UAB	77 69
													145	A	Tulane	62 52
													167	A	Utah	80 70
													191	A	Wyoming	66 56
													227	H	Jacksonville	66 44
													238	A	Colorado St.	79 75
													250	A	Xavier	62 53
													271	H	Indiana St.	59 46
													284	H	Denver	96 70
													316	H	NJIT	80 57
LAST 10 Division I																
167	A	Utah	80 70	5	A	Oregon St.	60 72									
145	A	Tulane	62 52	15	A	Oregon	46 104									
133	N	UAB	77 69	72	H	Texas Southern	74 50									
284	H	Denver	96 70	271	H	Indiana St.	59 46									
250	A	Xavier	62 53	227	H	Jacksonville	66 44									

Non-Div I Games:

Colorado

■ Loss,
 ■ Non-Conf, S Site,
 ■ Home
 ■ Away
 N Neutral

Average RPI Win:	260	WON-LOST	WINNING	LAST 10	STRENGTH OF	OPP. STRENGTH	TEAM	ADJ.	CONF.	ADJ CONF.
Average RPI Loss:	144	RECORD	PCT. RANK	GAMES	SCHEDULE	OF SCHEDULE	RPI	RPI	RPI	RPI
DIV. I ONLY	6- 7	188	5-5	248	270	238	238	22	22	
DIV. I NON-CONF.	4- 5	195	3-3	282	242	270	270	25	25	
TOTALS	RPI 1-25	RPI 26-50	W-L RECORDS	RPI 51-100	RPI 101-150	RPI 150+				
6- 7	0- 0	0- 1	OVERALL	0- 2	1- 1	5- 3				
4- 3	0- 0	0- 1	HOME	0- 1	0- 0	4- 1				
2- 4	0- 0	0- 0	AWAY	0- 1	1- 1	1- 2				
0- 0	0- 0	0- 0	NEUTRAL	0- 0	0- 0	0- 0				
4- 5	0- 0	0- 1	NON-CONFERENCE	0- 1	1- 1	3- 2				
3- 2	0- 0	0- 1	HOME	0- 0	0- 0	3- 1				
1- 3	0- 0	0- 0	AWAY	0- 1	1- 1	0- 1				
0- 0	0- 0	0- 0	NEUTRAL	0- 0	0- 0	0- 0				
2- 2	0- 0	0- 0	CONFERENCE	0- 1	0- 0	2- 1				
1- 1	0- 0	0- 0	HOME	0- 1	0- 0	1- 0				
1- 1	0- 0	0- 0	AWAY	0- 0	0- 0	1- 1				
0- 0	0- 0	0- 0	NEUTRAL	0- 0	0- 0	0- 0				

RPI S	Opponent	Score	RPI S	Opponent	Score	RPI S	Opponent	Score	RPI S	Opponent	Score	Team's RPI: 238
28	H Colorado	75 79	80	H Boise St.	69 72	126	A Northern Colo.	75 58				
			93	A Tennessee	41 79	128	A Idaho	54 61				
						164	H Northern Ill.	75 80				
						191	A Wyoming	56 49				
						214	A Tulsa	55 61				
						243	H UC Riverside	52 40				
						299	A San Diego St.	49 59				
						303	H Nevada	75 70				
						346	H Mississippi Val.	65 46				
						349	H Incarnate Word	75 47				
LAST 10 Division I												
214	A Tulsa	55 61	191	A Wyoming	56 49							
346	H Mississippi Val.	65 46	303	H Nevada	75 70							
93	A Tennessee	41 79	243	H UC Riverside	52 40							
80	H Boise St.	69 72	349	H Incarnate Word	75 47							
299	A San Diego St.	49 59	28	H Colorado	75 79							

Non-Div I Games: Western St. 56 47 Chadron St. 102 51

Colorado St.

Average RPI Win:	230	WON-LOST	WINNING	LAST 10	STRENGTH OF	OPP. STRENGTH	TEAM	ADJ.	CONF.	ADJ CONF.
Average RPI Loss:	137	RECORD	PCT. RANK	GAMES	SCHEDULE	OF SCHEDULE	RPI	RPI	RPI	RPI
DIV. I ONLY	9- 4	72	8-2	290	182	146	146	9	9	
DIV. I NON-CONF.	9- 4	84	8-2	293	191	149	149	9	9	
TOTALS	RPI 1-25	RPI 26-50	W-L RECORDS	RPI 51-100	RPI 101-150	RPI 150+				
9- 4	0- 0	0- 0	OVERALL	0- 2	3- 1	6- 1				
6- 1	0- 0	0- 0	HOME	0- 0	2- 1	4- 0				
3- 3	0- 0	0- 0	AWAY	0- 2	1- 0	2- 1				
0- 0	0- 0	0- 0	NEUTRAL	0- 0	0- 0	0- 0				
9- 4	0- 0	0- 0	NON-CONFERENCE	0- 2	3- 1	6- 1				
6- 1	0- 0	0- 0	HOME	0- 0	2- 1	4- 0				
3- 3	0- 0	0- 0	AWAY	0- 2	1- 0	2- 1				
0- 0	0- 0	0- 0	NEUTRAL	0- 0	0- 0	0- 0				
0- 0	0- 0	0- 0	CONFERENCE	0- 0	0- 0	0- 0				
0- 0	0- 0	0- 0	HOME	0- 0	0- 0	0- 0				
0- 0	0- 0	0- 0	AWAY	0- 0	0- 0	0- 0				
0- 0	0- 0	0- 0	NEUTRAL	0- 0	0- 0	0- 0				

RPI	S	Opponent	Score	RPI	S	Opponent	Score	RPI	S	Opponent	Score	RPI	S	Opponent	Score	Team's RPI: 146
59	A	Buffalo	75	82	61	A	Vanderbilt	51	72	120	H	Saint Joseph's	57	71		
										122	H	Davidson	63	60		
										130	H	Fordham	70	51		
										148	A	Robert Morris	61	59		
										205	H	Georgetown	54	49		
										239	H	Milwaukee	74	46		
										263	A	Army West Point	71	62		
										308	A	Albany (NY)	78	82		
										312	H	Mercer	77	48		
										316	H	NJIT	99	43		
										339	A	Tennessee St.	75	65		
LAST 10 Division I																
61	A	Vanderbilt	51	72	312	H	Mercer	77	48							
316	H	NJIT	99	43	339	A	Tennessee St.	75	65							
122	H	Davidson	63	60	263	A	Army West Point	71	62							
205	H	Georgetown	54	49	148	A	Robert Morris	61	59							
239	H	Milwaukee	74	46	59	A	Buffalo	75	82							

Non-Div I Games:

Columbia

Average RPI Win:	0	WON-LOST	WINNING	LAST 10	STRENGTH OF	OPP. STRENGTH	TEAM	ADJ.	CONF.	ADJ CONF.
Average RPI Loss:	182	RECORD	PCT. RANK	GAMES	SCHEDULE	OF SCHEDULE	RPI	RPI	RPI	RPI
DIV. I ONLY	0- 13	343	0-10	236	278	340	340	31	31	
DIV. I NON-CONF.	0- 12	338	0-9	186	257	333	333	31	31	
TOTALS	RPI 1-25	RPI 26-50	W-L RECORDS	RPI 51-100	RPI 101-150	RPI 150+				
0- 13	0- 0	0- 3	OVERALL	0- 1	0- 2	0- 7				
0- 3	0- 0	0- 0	HOME	0- 0	0- 0	0- 3				
0- 10	0- 0	0- 3	AWAY	0- 1	0- 2	0- 4				
0- 0	0- 0	0- 0	NEUTRAL	0- 0	0- 0	0- 0				
0- 12	0- 0	0- 3	NON-CONFERENCE	0- 1	0- 2	0- 6				
0- 2	0- 0	0- 0	HOME	0- 0	0- 0	0- 2				
0- 10	0- 0	0- 3	AWAY	0- 1	0- 2	0- 4				
0- 0	0- 0	0- 0	NEUTRAL	0- 0	0- 0	0- 0				
0- 1	0- 0	0- 0	CONFERENCE	0- 0	0- 0	0- 1				
0- 1	0- 0	0- 0	HOME	0- 0	0- 0	0- 1				
0- 0	0- 0	0- 0	AWAY	0- 0	0- 0	0- 0				
0- 0	0- 0	0- 0	NEUTRAL	0- 0	0- 0	0- 0				

RPI 1-25				RPI 26-50				RPI 51-100				RPI 101+				Team's RPI: 340
RPI	S	Opponent	Score	RPI	S	Opponent	Score	RPI	S	Opponent	Score	RPI	S	Opponent	Score	
				32	A	West Virginia	47 82	99	A	South Dakota St.	41 94	129	A	Dayton	48 78	
				34	A	South Dakota	44 82					132	A	George Washington	35 54	
				40	A	Rutgers	33 107					168	A	Cincinnati	40 86	
												194	A	La Salle	46 79	
												255	H	Niagara	67 82	
												302	A	Marshall	47 60	
												309	A	UMBC	48 71	
												331	H	Saint Peter's	57 82	
												344	H	South Carolina St.	60 71	
LAST 10 Division I																
				168	A	Cincinnati	40 86	344	H	South Carolina St.	60 71					
				255	H	Niagara	67 82	129	A	Dayton	48 78					
				34	A	South Dakota	44 82	194	A	La Salle	46 79					
				99	A	South Dakota St.	41 94	32	A	West Virginia	47 82					
				132	A	George Washington	35 54	302	A	Marshall	47 60					

Non-Div I Games:

Coppin St.

■ Loss,
 ■ Non-Conf,
 ■ S Site,
 ■ H Home
 ■ A Away
 N Neutral

Average RPI Win:	270	WON-LOST	WINNING	LAST 10	STRENGTH OF	OPP. STRENGTH	TEAM	ADJ.	CONF.	ADJ CONF.
Average RPI Loss:	81	RECORD	PCT. RANK	GAMES	SCHEDULE	OF SCHEDULE	RPI	RPI	RPI	RPI
DIV. I ONLY	7- 5	123	6-4	186	214	144	144	9	9	
DIV. I NON-CONF.	7- 5	130	6-4	188	213	143	143	9	9	
TOTALS	RPI 1-25	RPI 26-50	W-L RECORDS	RPI 51-100	RPI 101-150	RPI 150+				
7- 5	0- 1	0- 1	OVERALL	0- 1	0- 2	7- 0				
3- 3	0- 0	0- 0	HOME	0- 1	0- 2	3- 0				
4- 2	0- 1	0- 1	AWAY	0- 0	0- 0	4- 0				
0- 0	0- 0	0- 0	NEUTRAL	0- 0	0- 0	0- 0				
7- 5	0- 1	0- 1	NON-CONFERENCE	0- 1	0- 2	7- 0				
3- 3	0- 0	0- 0	HOME	0- 1	0- 2	3- 0				
4- 2	0- 1	0- 1	AWAY	0- 0	0- 0	4- 0				
0- 0	0- 0	0- 0	NEUTRAL	0- 0	0- 0	0- 0				
0- 0	0- 0	0- 0	CONFERENCE	0- 0	0- 0	0- 0				
0- 0	0- 0	0- 0	HOME	0- 0	0- 0	0- 0				
0- 0	0- 0	0- 0	AWAY	0- 0	0- 0	0- 0				
0- 0	0- 0	0- 0	NEUTRAL	0- 0	0- 0	0- 0				

RPI 1-25				RPI 26-50				RPI 51-100				RPI 101+ Team's RPI: 144			
RPI	S	Opponent	Score	RPI	S	Opponent	Score	RPI	S	Opponent	Score	RPI	S	Opponent	Score
21	A	TCU	49 59	32	A	West Virginia	62 68	98	H	Duquesne	62 72	106	H	Colgate	58 62
												147	H	Binghamton	56 59
												231	H	ETSU	71 43
												241	A	Delaware St.	77 51
												255	H	Niagara	82 59
												266	A	UMass Lowell	70 56
												276	A	St. Bonaventure	70 42
												308	A	Albany (NY)	71 51
												316	H	NJIT	68 44
LAST 10 Division I															
276	A	St. Bonaventure	70 42	231	H	ETSU	71 43								
98	H	Duquesne	62 72	32	A	West Virginia	62 68								
147	H	Binghamton	56 59	255	H	Niagara	82 59								
266	A	UMass Lowell	70 56	316	H	NJIT	68 44								
241	A	Delaware St.	77 51	106	H	Colgate	58 62								

Non-Div I Games:

Cornell

■ Loss,
 ■ Non-Conf, S Site,
 ■ Home
 ■ Away
 N Neutral

Creighton

Through Games Of Jan. 5, 2020

Average RPI Win:	123	WON-LOST	WINNING	LAST 10	STRENGTH OF	OPP. STRENGTH	TEAM	ADJ.	CONF.	ADJ CONF.
Average RPI Loss:	30	RECORD	PCT. RANK	GAMES	SCHEDULE	OF SCHEDULE	RPI	RPI	RPI	RPI
DIV. I ONLY	11- 4	62	7-3	12	48	16	16	6	6	
DIV. I NON-CONF.	8- 3	68	4-2	13	89	11	11	6	6	
TOTALS	RPI 1-25	RPI 26-50	W-L RECORDS	RPI 51-100	RPI 101-150	RPI 150+				
11- 4	0- 2	3- 1	OVERALL	4- 1	0- 0	4- 0				
5- 1	0- 1	2- 0	HOME	1- 0	0- 0	2- 0				
4- 3	0- 1	0- 1	AWAY	2- 1	0- 0	2- 0				
2- 0	0- 0	1- 0	NEUTRAL	1- 0	0- 0	0- 0				
8- 3	0- 1	2- 1	NON-CONFERENCE	3- 1	0- 0	3- 0				
4- 0	0- 0	1- 0	HOME	1- 0	0- 0	2- 0				
2- 3	0- 1	0- 1	AWAY	1- 1	0- 0	1- 0				
2- 0	0- 0	1- 0	NEUTRAL	1- 0	0- 0	0- 0				
3- 1	0- 1	1- 0	CONFERENCE	1- 0	0- 0	1- 0				
1- 1	0- 1	1- 0	HOME	0- 0	0- 0	0- 0				
2- 0	0- 0	0- 0	AWAY	1- 0	0- 0	1- 0				
0- 0	0- 0	0- 0	NEUTRAL	0- 0	0- 0	0- 0				

RPI 1-25				RPI 26-50				RPI 51-100				RPI 101+			
RPI	S	Opponent	Score	RPI	S	Opponent	Score	RPI	S	Opponent	Score	RPI	S	Opponent	Score
10	H	DePaul	71 74	32	N	West Virginia	82 75	51	A	Arizona St.	55 70	153	H	Wichita St.	56 46
25	A	Drake	53 63	34	A	South Dakota	65 72	53	A	Villanova	58 42	205	A	Georgetown	65 56
				36	H	Marquette	72 62	62	N	Temple	69 59	287	A	Omaha	67 54
				43	H	UNI	57 54	71	A	Nebraska	79 74	307	H	North Dakota St.	70 59
								99	H	South Dakota St.	61 48				
LAST 10 Division I															
53	A	Villanova	58 42	10	H	DePaul	71 74								
205	A	Georgetown	65 56	36	H	Marquette	72 62								
51	A	Arizona St.	55 70	34	A	South Dakota	65 72								
153	H	Wichita St.	56 46	62	N	Temple	69 59								
43	H	UNI	57 54	32	N	West Virginia	82 75								

Non-Div I Games:

Creighton

Loss, Non-Conf, S Site, H Home A Away N Neutral

Average RPI Win:	265	WON-LOST	WINNING	LAST 10	STRENGTH OF	OPP. STRENGTH	TEAM	ADJ.	CONF.	ADJ CONF.
Average RPI Loss:	164	RECORD	PCT. RANK	GAMES	SCHEDULE	OF SCHEDULE	RPI	RPI	RPI	RPI
DIV. I ONLY	6- 7	188	3-7	221	259	197	197	9	9	
DIV. I NON-CONF.	6- 7	182	3-7	222	267	196	196	9	9	
TOTALS	RPI 1-25	RPI 26-50	W-L RECORDS	RPI 51-100	RPI 101-150	RPI 150+				
6- 7	0- 1	0- 0	OVERALL	0- 2	0- 0	6- 4				
4- 1	0- 0	0- 0	HOME	0- 0	0- 0	4- 1				
2- 6	0- 1	0- 0	AWAY	0- 2	0- 0	2- 3				
0- 0	0- 0	0- 0	NEUTRAL	0- 0	0- 0	0- 0				
6- 7	0- 1	0- 0	NON-CONFERENCE	0- 2	0- 0	6- 4				
4- 1	0- 0	0- 0	HOME	0- 0	0- 0	4- 1				
2- 6	0- 1	0- 0	AWAY	0- 2	0- 0	2- 3				
0- 0	0- 0	0- 0	NEUTRAL	0- 0	0- 0	0- 0				
0- 0	0- 0	0- 0	CONFERENCE	0- 0	0- 0	0- 0				
0- 0	0- 0	0- 0	HOME	0- 0	0- 0	0- 0				
0- 0	0- 0	0- 0	AWAY	0- 0	0- 0	0- 0				
0- 0	0- 0	0- 0	NEUTRAL	0- 0	0- 0	0- 0				

RPI 1-25				RPI 26-50				RPI 51-100				RPI 101+ Team's RPI: 197			
RPI	S	Opponent	Score	RPI	S	Opponent	Score	RPI	S	Opponent	Score	RPI	S	Opponent	Score
22	A	Northwestern	37 79					59	A	Buffalo	49 73	190	H	Merrimack	57 52
								95	A	Loyola Chicago	40 61	200	A	Boston U.	56 74
												233	A	Manhattan	58 70
												252	H	Maine	57 41
												261	A	Loyola Maryland	56 72
												266	A	UMass Lowell	62 51
												271	A	Fairfield	52 51
												279	H	Texas St.	51 61
												296	H	Vermont	72 55
												315	H	New Hampshire	66 47
LAST 10 Division I															
200	A	Boston U.	56 74	261	A	Loyola Maryland	56 72								
315	H	New Hampshire	66 47	59	A	Buffalo	49 73								
279	H	Texas St.	51 61	22	A	Northwestern	37 79								
266	A	UMass Lowell	62 51	95	A	Loyola Chicago	40 61								
252	H	Maine	57 41	233	A	Manhattan	58 70								

Non-Div I Games:

Dartmouth

■ Loss,
■ Non-Conf,
■ S Site,
■ H Home
■ A Away
N Neutral

Average RPI Win:	231	WON-LOST	WINNING	LAST 10	STRENGTH OF	OPP. STRENGTH	TEAM	ADJ.	CONF.	ADJ CONF.
Average RPI Loss:	76	RECORD	PCT. RANK	GAMES	SCHEDULE	OF SCHEDULE	RPI	RPI	RPI	RPI
DIV. I ONLY	7- 6	152	5-5	220	57	122	122	12	12	
DIV. I NON-CONF.	6- 6	163	4-5	233	60	148	148	11	11	
TOTALS	RPI 1-25	RPI 26-50	W-L RECORDS	RPI 51-100	RPI 101-150	RPI 150+				
7- 6	0- 1	0- 2	OVERALL	1- 1	0- 2	6- 0				
2- 1	0- 0	0- 1	HOME	0- 0	0- 0	2- 0				
4- 5	0- 1	0- 1	AWAY	1- 1	0- 2	3- 0				
1- 0	0- 0	0- 0	NEUTRAL	0- 0	0- 0	1- 0				
6- 6	0- 1	0- 2	NON-CONFERENCE	0- 1	0- 2	6- 0				
2- 1	0- 0	0- 1	HOME	0- 0	0- 0	2- 0				
3- 5	0- 1	0- 1	AWAY	0- 1	0- 2	3- 0				
1- 0	0- 0	0- 0	NEUTRAL	0- 0	0- 0	1- 0				
1- 0	0- 0	0- 0	CONFERENCE	1- 0	0- 0	0- 0				
0- 0	0- 0	0- 0	HOME	0- 0	0- 0	0- 0				
1- 0	0- 0	0- 0	AWAY	1- 0	0- 0	0- 0				
0- 0	0- 0	0- 0	NEUTRAL	0- 0	0- 0	0- 0				

RPI 1-25				RPI 26-50				RPI 51-100				RPI 101+				Team's RPI: 122	
RPI	S	Opponent	Score	RPI	S	Opponent	Score	RPI	S	Opponent	Score	RPI	S	Opponent	Score		
18	A	Virginia Tech	68 88	38	A	Duke	52 82	69	A	Drexel	63 74	137	A	Florida	50 55		
				46	H	Charlotte	64 75	73	A	Saint Louis	65 58	146	A	Columbia	60 63		
												205	H	Georgetown	66 52		
												231	A	ETSU	75 60		
												240	A	UMKC	74 64		
												248	N	UC Irvine	78 72		
												290	A	High Point	73 63		
												330	H	Western Caro.	101 51		
LAST 10 Division I																	
				46	H	Charlotte	64 75	73	A	Saint Louis	65 58						
				146	A	Columbia	60 63	137	A	Florida	50 55						
				290	A	High Point	73 63	18	A	Virginia Tech	68 88						
				231	A	ETSU	75 60	330	H	Western Caro.	101 51						
				38	A	Duke	52 82	240	A	UMKC	74 64						

Non-Div I Games: Newberry 75 46

Davidson

■ Loss,
 ■ Non-Conf,
 ■ S Site,
 ■ H Home
 ■ A Away
 N Neutral

Average RPI Win:	247	WON-LOST	WINNING	LAST 10	STRENGTH OF	OPP. STRENGTH	TEAM	ADJ.	CONF.	ADJ CONF.
Average RPI Loss:	43	RECORD	PCT. RANK	GAMES	SCHEDULE	OF SCHEDULE	RPI	RPI	RPI	RPI
DIV. I ONLY	8- 7	162	5-5	152	41	129	129	12	12	
DIV. I NON-CONF.	7- 7	163	4-5	144	35	139	139	11	11	
TOTALS	RPI 1-25	RPI 26-50	W-L RECORDS	RPI 51-100	RPI 101-150	RPI 150+				
8- 7	0- 3	0- 1	OVERALL	0- 2	0- 1	8- 0				
3- 2	0- 2	0- 0	HOME	0- 0	0- 0	3- 0				
3- 2	0- 0	0- 1	AWAY	0- 1	0- 0	3- 0				
2- 3	0- 1	0- 0	NEUTRAL	0- 1	0- 1	2- 0				
7- 7	0- 3	0- 1	NON-CONFERENCE	0- 2	0- 1	7- 0				
3- 2	0- 2	0- 0	HOME	0- 0	0- 0	3- 0				
2- 2	0- 0	0- 1	AWAY	0- 1	0- 0	2- 0				
2- 3	0- 1	0- 0	NEUTRAL	0- 1	0- 1	2- 0				
1- 0	0- 0	0- 0	CONFERENCE	0- 0	0- 0	1- 0				
0- 0	0- 0	0- 0	HOME	0- 0	0- 0	0- 0				
1- 0	0- 0	0- 0	AWAY	0- 0	0- 0	1- 0				
0- 0	0- 0	0- 0	NEUTRAL	0- 0	0- 0	0- 0				

RPI 1-25				RPI 26-50				RPI 51-100				RPI 101+ Team's RPI: 129			
RPI	S	Opponent	Score	RPI	S	Opponent	Score	RPI	S	Opponent	Score	RPI	S	Opponent	Score
1	H	UConn	37 75	41	A	Central Mich.	80 81	59	A	Buffalo	59 67	118	N	Auburn	74 76
6	H	South Carolina	49 75					68	N	Wake Forest	59 78	194	A	La Salle	98 58
8	N	Gonzaga	65 76									196	A	Northeastern	71 60
												199	A	Toledo	60 42
												228	N	East Carolina	94 68
												252	N	Maine	78 49
												278	H	Morehead St.	58 41
												288	H	Lipscomb	82 60
												340	H	Coppin St.	78 48
LAST 10 Division I															
228	N	East Carolina	94 68	194	A	La Salle	98 58	340	H	Coppin St.	78 48				
68	N	Wake Forest	59 78	59	A	Buffalo	59 67	118	N	Auburn	74 76				
59	A	Buffalo	59 67	278	H	Morehead St.	58 41	8	N	Gonzaga	65 76				
252	N	Maine	78 49	1	H	UConn	37 75								

Non-Div I Games:

Dayton

Average RPI Win:	118	WON-LOST	WINNING	LAST 10	STRENGTH OF	OPP. STRENGTH	TEAM	ADJ.	CONF.	ADJ CONF.
Average RPI Loss:	3	RECORD	PCT. RANK	GAMES	SCHEDULE	OF SCHEDULE	RPI	RPI	RPI	RPI
DIV. I ONLY	13- 2	22	9-1	21	6	10	10	6	6	
DIV. I NON-CONF.	10- 2	31	6-1	42	8	14	14	6	6	
TOTALS	RPI 1-25	RPI 26-50	W-L RECORDS	RPI 51-100	RPI 101-150	RPI 150+				
13- 2	2- 2	2- 0	OVERALL	3- 0	2- 0	4- 0				
7- 1	0- 1	2- 0	HOME	1- 0	0- 0	4- 0				
6- 1	2- 1	0- 0	AWAY	2- 0	2- 0	0- 0				
0- 0	0- 0	0- 0	NEUTRAL	0- 0	0- 0	0- 0				
10- 2	1- 2	1- 0	NON-CONFERENCE	3- 0	1- 0	4- 0				
6- 1	0- 1	1- 0	HOME	1- 0	0- 0	4- 0				
4- 1	1- 1	0- 0	AWAY	2- 0	1- 0	0- 0				
0- 0	0- 0	0- 0	NEUTRAL	0- 0	0- 0	0- 0				
3- 0	1- 0	1- 0	CONFERENCE	0- 0	1- 0	0- 0				
1- 0	0- 0	1- 0	HOME	0- 0	0- 0	0- 0				
2- 0	1- 0	0- 0	AWAY	0- 0	1- 0	0- 0				
0- 0	0- 0	0- 0	NEUTRAL	0- 0	0- 0	0- 0				

RPI	S	Opponent	Score	RPI	S	Opponent	Score	RPI	S	Opponent	Score	RPI	S	Opponent	Score
1	H	UConn	74 84	33	H	Miami (FL)	89 83	69	H	Drexel	81 57	119	A	Providence	80 67
5	A	Oregon St.	77 98	36	H	Marquette	89 71	95	A	Loyola Chicago	83 76	142	A	Green Bay	76 65
16	A	Creighton	74 71					100	A	Notre Dame	105 94	157	H	Miami (OH)	98 79
22	A	Northwestern	70 68									208	H	Arkansas St.	109 64
												239	H	Milwaukee	94 65
												301	H	Alabama St.	105 76
LAST 10 Division I															
36	H	Marquette	89 71	16	A	Creighton	74 71								
95	A	Loyola Chicago	83 76	119	A	Providence	80 67								
1	H	UConn	74 84	142	A	Green Bay	76 65								
301	H	Alabama St.	105 76	22	A	Northwestern	70 68								
100	A	Notre Dame	105 94	239	H	Milwaukee	94 65								

Non-Div I Games:

DePaul

Delaware

Through Games Of Jan. 5, 2020

Average RPI Win:	157	WON-LOST	WINNING	LAST 10	STRENGTH OF	OPP. STRENGTH	TEAM	ADJ.	CONF.	ADJ CONF.
Average RPI Loss:	163	RECORD	PCT. RANK	GAMES	SCHEDULE	OF SCHEDULE	RPI	RPI	RPI	RPI
DIV. I ONLY	4- 9	259	4-6	166	155	212	212	14	14	
DIV. I NON-CONF.	4- 7	225	4-4	132	110	181	181	14	14	
TOTALS	RPI 1-25	RPI 26-50	W-L RECORDS	RPI 51-100	RPI 101-150	RPI 150+				
4- 9	0- 0	0- 2	OVERALL	1- 1	1- 1	2- 5				
1- 3	0- 0	0- 0	HOME	0- 0	0- 1	1- 2				
2- 6	0- 0	0- 2	AWAY	0- 1	1- 0	1- 3				
1- 0	0- 0	0- 0	NEUTRAL	1- 0	0- 0	0- 0				
4- 7	0- 0	0- 2	NON-CONFERENCE	1- 1	1- 1	2- 3				
1- 3	0- 0	0- 0	HOME	0- 0	0- 1	1- 2				
2- 4	0- 0	0- 2	AWAY	0- 1	1- 0	1- 1				
1- 0	0- 0	0- 0	NEUTRAL	1- 0	0- 0	0- 0				
0- 2	0- 0	0- 0	CONFERENCE	0- 0	0- 0	0- 2				
0- 0	0- 0	0- 0	HOME	0- 0	0- 0	0- 0				
0- 2	0- 0	0- 0	AWAY	0- 0	0- 0	0- 2				
0- 0	0- 0	0- 0	NEUTRAL	0- 0	0- 0	0- 0				

RPI S	Opponent	Score	RPI S	Opponent	Score	RPI S	Opponent	Score	RPI S	Opponent	Score	Team's RPI: 212
30	A Maryland	55 99	54	A UCF	49 75	132	H George Washington	49 63				
46	A Charlotte	57 61	97	N Santa Clara	81 80	148	A Robert Morris	73 62				
						159	H George Mason	63 44				
						207	A Gardner-Webb	65 67				
						224	A Cal St. Fullerton	72 55				
						235	A Col. of Charleston	73 84				
						241	H Delaware St.	64 67				
						252	H Maine	56 69				
						270	A UNCW	65 71				
LAST 10 Division I												
159	H George Mason	63 44	235	A Col. of Charleston	73 84							
46	A Charlotte	57 61	270	A UNCW	65 71							
207	A Gardner-Webb	65 67	97	N Santa Clara	81 80							
148	A Robert Morris	73 62	224	A Cal St. Fullerton	72 55							
132	H George Washington	49 63	54	A UCF	49 75							

Non-Div I Games:

Delaware

Loss, Non-Conf, S Site, H Home A Away N Neutral

Average RPI Win:	281	WON-LOST	WINNING	LAST 10	STRENGTH OF	OPP. STRENGTH	TEAM	ADJ.	CONF.	ADJ CONF.
Average RPI Loss:	129	RECORD	PCT. RANK	GAMES	SCHEDULE	OF SCHEDULE	RPI	RPI	RPI	RPI
DIV. I ONLY	3- 9	281	2-8	47	344	241	241	31	31	
DIV. I NON-CONF.	2- 9	304	1-8	21	345	235	235	31	31	
TOTALS	RPI 1-25	RPI 26-50	W-L RECORDS	RPI 51-100	RPI 101-150	RPI 150+				
3- 9	0- 0	0- 1	OVERALL	0- 2	0- 4	3- 2				
2- 6	0- 0	0- 0	HOME	0- 1	0- 4	2- 1				
1- 3	0- 0	0- 1	AWAY	0- 1	0- 0	1- 1				
0- 0	0- 0	0- 0	NEUTRAL	0- 0	0- 0	0- 0				
2- 9	0- 0	0- 1	NON-CONFERENCE	0- 2	0- 4	2- 2				
1- 6	0- 0	0- 0	HOME	0- 1	0- 4	1- 1				
1- 3	0- 0	0- 1	AWAY	0- 1	0- 0	1- 1				
0- 0	0- 0	0- 0	NEUTRAL	0- 0	0- 0	0- 0				
1- 0	0- 0	0- 0	CONFERENCE	0- 0	0- 0	1- 0				
1- 0	0- 0	0- 0	HOME	0- 0	0- 0	1- 0				
0- 0	0- 0	0- 0	AWAY	0- 0	0- 0	0- 0				
0- 0	0- 0	0- 0	NEUTRAL	0- 0	0- 0	0- 0				

RPI S	Opponent	Score	RPI S	Opponent	Score	RPI S	Opponent	Score	RPI S	Opponent	Score	Team's RPI: 241
26	A James Madison	64 83	91	H Lehigh	38 68	127	H William & Mary	52 73				
			96	A Boston College	69 109	139	H Rider	69 71				
						144	H Cornell	51 77				
						147	H Binghamton	66 75				
						170	H Cleveland St.	49 57				
						212	A Delaware	67 64				
						220	A Longwood	62 78				
						300	H Morgan St.	69 61				
						331	H Saint Peter's	89 66				
LAST 10 Division I												
96	A Boston College	69 109	300	H Morgan St.	69 61							
26	A James Madison	64 83	139	H Rider	69 71							
220	A Longwood	62 78	127	H William & Mary	52 73							
331	H Saint Peter's	89 66	144	H Cornell	51 77							
170	H Cleveland St.	49 57	147	H Binghamton	66 75							

Non-Div I Games: Post 67 41 Georgian Court 69 48

Delaware St.

Loss, Non-Conf, S Site, H Home A Away N Neutral

Average RPI Win:	226	WON-LOST	WINNING	LAST 10	STRENGTH OF	OPP. STRENGTH	TEAM	ADJ.	CONF.	ADJ CONF.
Average RPI Loss:	165	RECORD	PCT. RANK	GAMES	SCHEDULE	OF SCHEDULE	RPI	RPI	RPI	RPI
DIV. I ONLY	6- 9	224	3-7	230	231	284	284	17	17	
DIV. I NON-CONF.	5- 7	205	2-5	261	218	298	298	17	17	
TOTALS	RPI 1-25	RPI 26-50	W-L RECORDS	RPI 51-100	RPI 101-150	RPI 150+				
6- 9	0- 0	0- 2	OVERALL	0- 0	1- 1	5- 6				
6- 3	0- 0	0- 0	HOME	0- 0	1- 1	5- 2				
0- 4	0- 0	0- 2	AWAY	0- 0	0- 0	0- 2				
0- 2	0- 0	0- 0	NEUTRAL	0- 0	0- 0	0- 2				
5- 7	0- 0	0- 1	NON-CONFERENCE	0- 0	1- 0	4- 6				
5- 2	0- 0	0- 0	HOME	0- 0	1- 0	4- 2				
0- 3	0- 0	0- 1	AWAY	0- 0	0- 0	0- 2				
0- 2	0- 0	0- 0	NEUTRAL	0- 0	0- 0	0- 2				
1- 2	0- 0	0- 1	CONFERENCE	0- 0	0- 1	1- 0				
1- 1	0- 0	0- 0	HOME	0- 0	0- 1	1- 0				
0- 1	0- 0	0- 1	AWAY	0- 0	0- 0	0- 0				
0- 0	0- 0	0- 0	NEUTRAL	0- 0	0- 0	0- 0				

RPI S	Opponent	Score	RPI S	Opponent	Score	RPI S	Opponent	Score	RPI S	Opponent	Score	Team's RPI: 284
28	A Colorado	70 96	34	A South Dakota	61 104				126	H Northern Colo.	74 55	
									140	H North Dakota	82 90	
									151	N Western Mich.	70 79	
									161	H Southern Utah	81 73	
									163	N Akron	72 88	
									174	A Lamar University	59 71	
									191	H Wyoming	71 57	
									240	A UMKC	79 83	
									246	H Alabama A&M	83 86	
									248	H UC Irvine	83 75	
									305	H New Mexico St.	75 78	
									307	H North Dakota St.	91 82	
									325	H Cal Poly	96 66	
LAST 10 Division I												
307	H North Dakota St.	91 82	34	A South Dakota	61 104							
151	N Western Mich.	70 79	140	H North Dakota	82 90							
163	N Akron	72 88	174	A Lamar University	59 71							
161	H Southern Utah	81 73	126	H Northern Colo.	74 55							
28	A Colorado	70 96	246	H Alabama A&M	83 86							

Non-Div I Games: Colo. Christian 89 49

Denver

Detroit Mercy

Through Games Of Jan. 5, 2020

Average RPI Win:	332	WON-LOST	WINNING	LAST 10	STRENGTH OF	OPP. STRENGTH	TEAM	ADJ.	CONF.	ADJ CONF.
Average RPI Loss:	166	RECORD	PCT. RANK	GAMES	SCHEDULE	OF SCHEDULE	RPI	RPI	RPI	RPI
DIV. I ONLY	1- 13	340	1-9	214	266	321	321	18	18	
DIV. I NON-CONF.	0- 11	338	0-7	133	248	321	321	18	18	
TOTALS	RPI 1-25	RPI 26-50	W-L RECORDS	RPI 51-100	RPI 101-150	RPI 150+				
1- 13	0- 0	0- 0	OVERALL	0- 3	0- 0	1- 10				
0- 6	0- 0	0- 0	HOME	0- 1	0- 0	0- 5				
1- 5	0- 0	0- 0	AWAY	0- 2	0- 0	1- 3				
0- 2	0- 0	0- 0	NEUTRAL	0- 0	0- 0	0- 2				
0- 11	0- 0	0- 0	NON-CONFERENCE	0- 2	0- 0	0- 9				
0- 5	0- 0	0- 0	HOME	0- 1	0- 0	0- 4				
0- 4	0- 0	0- 0	AWAY	0- 1	0- 0	0- 3				
0- 2	0- 0	0- 0	NEUTRAL	0- 0	0- 0	0- 2				
1- 2	0- 0	0- 0	CONFERENCE	0- 1	0- 0	1- 1				
0- 1	0- 0	0- 0	HOME	0- 0	0- 0	0- 1				
1- 1	0- 0	0- 0	AWAY	0- 1	0- 0	1- 0				
0- 0	0- 0	0- 0	NEUTRAL	0- 0	0- 0	0- 0				

RPI 1-25				RPI 26-50				RPI 51-100				RPI 101+				Team's RPI: 321	
RPI	S	Opponent	Score	RPI	S	Opponent	Score	RPI	S	Opponent	Score	RPI	S	Opponent	Score		
								77	A	IUPUI	45	82	151	A	Western Mich.	67	82
								89	A	Michigan St.	52	110	155	A	Butler	60	82
								95	H	Loyola Chicago	60	89	159	A	George Mason	62	75
													163	H	Akron	60	81
													165	H	Valparaiso	58	77
													189	N	Tennessee Tech	47	69
													198	H	Eastern Mich.	70	84
													199	H	Toledo	64	82
													225	N	Sacred Heart	60	66
													297	H	Oakland	57	71
													332	A	UIC	70	62
LAST 10 Division I																	
				297	H	Oakland	57	71	77	A	IUPUI	45	82				
				198	H	Eastern Mich.	70	84	332	A	UIC	70	62				
				199	H	Toledo	64	82	225	N	Sacred Heart	60	66				
				165	H	Valparaiso	58	77	163	H	Akron	60	81				
				189	N	Tennessee Tech	47	69	151	A	Western Mich.	67	82				

Non-Div I Games:

Detroit Mercy

Loss, Non-Conf, S Site, H Home A Away N Neutral

Drake

Through Games Of Jan. 5, 2020

Average RPI Win:	124	WON-LOST	WINNING	LAST 10	STRENGTH OF	OPP. STRENGTH	TEAM	ADJ.	CONF.	ADJ CONF.
Average RPI Loss:	32	RECORD	PCT. RANK	GAMES	SCHEDULE	OF SCHEDULE	RPI	RPI	RPI	RPI
DIV. I ONLY	8- 4	83	6-4	33	4	25	25	7	7	
DIV. I NON-CONF.	7- 4	100	5-4	39	4	32	32	7	7	
TOTALS	RPI 1-25	RPI 26-50	W-L RECORDS	RPI 51-100	RPI 101-150	RPI 150+				
8- 4	1- 2	1- 1	OVERALL	2- 1	1- 0	3- 0				
5- 0	1- 0	1- 0	HOME	2- 0	0- 0	1- 0				
1- 3	0- 1	0- 1	AWAY	0- 1	0- 0	1- 0				
2- 1	0- 1	0- 0	NEUTRAL	0- 0	1- 0	1- 0				
7- 4	1- 2	0- 1	NON-CONFERENCE	2- 1	1- 0	3- 0				
4- 0	1- 0	0- 0	HOME	2- 0	0- 0	1- 0				
1- 3	0- 1	0- 1	AWAY	0- 1	0- 0	1- 0				
2- 1	0- 1	0- 0	NEUTRAL	0- 0	1- 0	1- 0				
1- 0	0- 0	1- 0	CONFERENCE	0- 0	0- 0	0- 0				
1- 0	0- 0	1- 0	HOME	0- 0	0- 0	0- 0				
0- 0	0- 0	0- 0	AWAY	0- 0	0- 0	0- 0				
0- 0	0- 0	0- 0	NEUTRAL	0- 0	0- 0	0- 0				

RPI S	Opponent	Score	RPI S	Opponent	Score	RPI S	Opponent	Score	RPI S	Opponent	Score
13 A	Iowa	67 79	34 A	South Dakota	94 102	55 A	Oklahoma	84 93	118 N	Auburn	83 82
16 H	Creighton	63 53	43 H	UNI	104 87	74 H	Iowa St.	86 81	164 A	Northern Ill.	73 49
24 N	Purdue	47 67				99 H	South Dakota St.	74 67	226 H	Western Ill.	94 75
									252 N	Maine	94 62
LAST 10 Division I											
13 A	Iowa	67 79	43 H	UNI	104 87						
55 A	Oklahoma	84 93	164 A	Northern Ill.	73 49						
118 N	Auburn	83 82	226 H	Western Ill.	94 75						
252 N	Maine	94 62	16 H	Creighton	63 53						
24 N	Purdue	47 67	34 A	South Dakota	94 102						

Non-Div I Games: Waldorf 103 18

Drake

Loss, Non-Conf, S Site, H Home A Away N Neutral

Average RPI Win:	166	WON-LOST	WINNING	LAST 10	STRENGTH OF	OPP. STRENGTH	TEAM	ADJ.	CONF.	ADJ CONF.
Average RPI Loss:	94	RECORD	PCT. RANK	GAMES	SCHEDULE	OF SCHEDULE	RPI	RPI	RPI	RPI
DIV. I ONLY	8- 6	129	6-4	44	170	69	69	14	14	
DIV. I NON-CONF.	7- 5	130	5-3	31	133	61	61	14	14	
TOTALS	RPI 1-25	RPI 26-50	W-L RECORDS	RPI 51-100	RPI 101-150	RPI 150+				
8- 6	0- 1	0- 0	OVERALL	1- 4	3- 0	4- 1				
5- 1	0- 0	0- 0	HOME	1- 1	2- 0	2- 0				
3- 4	0- 1	0- 0	AWAY	0- 2	1- 0	2- 1				
0- 1	0- 0	0- 0	NEUTRAL	0- 1	0- 0	0- 0				
7- 5	0- 1	0- 0	NON-CONFERENCE	1- 4	3- 0	3- 0				
5- 1	0- 0	0- 0	HOME	1- 1	2- 0	2- 0				
2- 3	0- 1	0- 0	AWAY	0- 2	1- 0	1- 0				
0- 1	0- 0	0- 0	NEUTRAL	0- 1	0- 0	0- 0				
1- 1	0- 0	0- 0	CONFERENCE	0- 0	0- 0	1- 1				
0- 0	0- 0	0- 0	HOME	0- 0	0- 0	0- 0				
1- 1	0- 0	0- 0	AWAY	0- 0	0- 0	1- 1				
0- 0	0- 0	0- 0	NEUTRAL	0- 0	0- 0	0- 0				

RPI 1-25				RPI 26-50				RPI 51-100 Team's RPI: 69				RPI 101+			
RPI	S	Opponent	Score	RPI	S	Opponent	Score	RPI	S	Opponent	Score	RPI	S	Opponent	Score
10	A	DePaul	57 81					53	H	Villanova	54 52	101	H	Richmond	58 52
								59	N	Buffalo	59 63	120	A	Saint Joseph's	62 52
								82	A	Bucknell	49 60	122	H	Davidson	74 63
								84	A	Penn	49 53	194	H	La Salle	69 31
								94	H	Pacific	51 58	216	A	Quinnipiac	66 62
												235	A	Col. of Charleston	59 73
												252	H	Maine	70 57
												270	A	UNCW	73 72
LAST 10 Division I															
252	H	Maine	70 57	270	A	UNCW	73 72	235	A	Col. of Charleston	59 73	120	A	Saint Joseph's	62 52
84	A	Penn	49 53	59	N	Buffalo	59 63	101	H	Richmond	58 52				
194	H	La Salle	69 31												
82	A	Bucknell	49 60												
53	H	Villanova	54 52												

Non-Div I Games:

Drexel

Average RPI Win:	166	WON-LOST	WINNING	LAST 10	STRENGTH OF	OPP. STRENGTH	TEAM	ADJ.	CONF.	ADJ CONF.
Average RPI Loss:	31	RECORD	PCT. RANK	GAMES	SCHEDULE	OF SCHEDULE	RPI	RPI	RPI	RPI
DIV. I ONLY	7- 7	168	5-5	2	145	38	38	3	3	
DIV. I NON-CONF.	6- 5	151	4-3	2	212	23	23	2	2	
TOTALS	RPI 1-25	RPI 26-50	W-L RECORDS	RPI 51-100	RPI 101-150	RPI 150+				
7- 7	0- 4	0- 1	OVERALL	3- 2	1- 0	3- 0				
6- 2	0- 1	0- 0	HOME	3- 1	1- 0	2- 0				
1- 5	0- 3	0- 1	AWAY	0- 1	0- 0	1- 0				
0- 0	0- 0	0- 0	NEUTRAL	0- 0	0- 0	0- 0				
6- 5	0- 3	0- 1	NON-CONFERENCE	2- 1	1- 0	3- 0				
5- 1	0- 1	0- 0	HOME	2- 0	1- 0	2- 0				
1- 4	0- 2	0- 1	AWAY	0- 1	0- 0	1- 0				
0- 0	0- 0	0- 0	NEUTRAL	0- 0	0- 0	0- 0				
1- 2	0- 1	0- 0	CONFERENCE	1- 1	0- 0	0- 0				
1- 1	0- 0	0- 0	HOME	1- 1	0- 0	0- 0				
0- 1	0- 1	0- 0	AWAY	0- 0	0- 0	0- 0				
0- 0	0- 0	0- 0	NEUTRAL	0- 0	0- 0	0- 0				

RPI 1-25				RPI 26-50				Team's RPI: 38				RPI 51-100				RPI 101+			
RPI	S	Opponent	Score	RPI	S	Opponent	Score	RPI	S	Opponent	Score	RPI	S	Opponent	Score	RPI	S	Opponent	Score
3	A	Louisville	55 60	39	A	FGCU	56 78	52	H	Troy	99 85	122	H	Davidson	82 52				
6	A	South Carolina	46 89					68	H	Wake Forest	58 60	242	A	UNLV	57 45				
9	A	Texas A&M	58 79					71	A	Nebraska	79 83	273	H	Idaho St.	85 66				
22	H	Northwestern	42 63					84	H	Penn	66 50	290	H	High Point	93 57				
								96	H	Boston College	85 73								
LAST 10 Division I																			
39	A	FGCU	56 78	3	A	Louisville	55 60												
6	A	South Carolina	46 89	68	H	Wake Forest	58 60												
96	H	Boston College	85 73	122	H	Davidson	82 52												
71	A	Nebraska	79 83	52	H	Troy	99 85												
84	H	Penn	66 50	273	H	Idaho St.	85 66												

Non-Div I Games:

Duke

Average RPI Win:	220	WON-LOST	WINNING	LAST 10	STRENGTH OF	OPP. STRENGTH	TEAM	ADJ.	CONF.	ADJ CONF.
Average RPI Loss:	78	RECORD	PCT. RANK	GAMES	SCHEDULE	OF SCHEDULE	RPI	RPI	RPI	RPI
DIV. I ONLY	10- 4	67	8-2	229	112	98	98	12	12	
DIV. I NON-CONF.	10- 3	60	8-1	258	102	85	85	11	11	
TOTALS	RPI 1-25	RPI 26-50	W-L RECORDS	RPI 51-100	RPI 101-150	RPI 150+				
10- 4	0- 0	0- 1	OVERALL	0- 2	1- 1	9- 0				
4- 2	0- 0	0- 0	HOME	0- 1	0- 1	4- 0				
6- 2	0- 0	0- 1	AWAY	0- 1	1- 0	5- 0				
0- 0	0- 0	0- 0	NEUTRAL	0- 0	0- 0	0- 0				
10- 3	0- 0	0- 1	NON-CONFERENCE	0- 2	1- 0	9- 0				
4- 1	0- 0	0- 0	HOME	0- 1	0- 0	4- 0				
6- 2	0- 0	0- 1	AWAY	0- 1	1- 0	5- 0				
0- 0	0- 0	0- 0	NEUTRAL	0- 0	0- 0	0- 0				
0- 1	0- 0	0- 0	CONFERENCE	0- 0	0- 1	0- 0				
0- 1	0- 0	0- 0	HOME	0- 0	0- 1	0- 0				
0- 0	0- 0	0- 0	AWAY	0- 0	0- 0	0- 0				
0- 0	0- 0	0- 0	NEUTRAL	0- 0	0- 0	0- 0				

RPI S	Opponent	Score	RPI S	Opponent	Score	RPI S	Opponent	Score	RPI S	Opponent	Score
			29	A Oklahoma St.	41 84	62	A Temple	72 85	136	H Massachusetts	77 81
						85	H Kent St.	75 77	144	A Cornell	72 62
									163	A Akron	88 63
									166	A Iona	76 74
									193	H Saint Francis (PA)	72 69
									199	H Toledo	79 74
									233	A Manhattan	76 65
									234	H Kennesaw St.	75 72
									245	A Lafayette	73 65
									291	A Pittsburgh	81 62
									336	H Central Conn. St.	72 33
LAST 10 Division I											
234	H Kennesaw St.	75 72	136	H Massachusetts	77 81						
193	H Saint Francis (PA)	72 69	29	A Oklahoma St.	41 84						
144	A Cornell	72 62	336	H Central Conn. St.	72 33						
199	H Toledo	79 74	291	A Pittsburgh	81 62						
163	A Akron	88 63	245	A Lafayette	73 65						

Non-Div I Games:

Duquesne

Average RPI Win:	181	WON-LOST	WINNING	LAST 10	STRENGTH OF	OPP. STRENGTH	TEAM	ADJ.	CONF.	ADJ CONF.
Average RPI Loss:	146	RECORD	PCT. RANK	GAMES	SCHEDULE	OF SCHEDULE	RPI	RPI	RPI	RPI
DIV. I ONLY	4- 10	269	3-7	93	281	231	231	19	19	
DIV. I NON-CONF.	4- 10	259	3-7	98	283	229	229	20	20	
TOTALS	RPI 1-25	RPI 26-50	W-L RECORDS	RPI 51-100	RPI 101-150	RPI 150+				
4- 10	0- 0	0- 1	OVERALL	1- 3	1- 2	2- 4				
2- 5	0- 0	0- 0	HOME	1- 1	0- 1	1- 3				
2- 5	0- 0	0- 1	AWAY	0- 2	1- 1	1- 1				
0- 0	0- 0	0- 0	NEUTRAL	0- 0	0- 0	0- 0				
4- 10	0- 0	0- 1	NON-CONFERENCE	1- 3	1- 2	2- 4				
2- 5	0- 0	0- 0	HOME	1- 1	0- 1	1- 3				
2- 5	0- 0	0- 1	AWAY	0- 2	1- 1	1- 1				
0- 0	0- 0	0- 0	NEUTRAL	0- 0	0- 0	0- 0				
0- 0	0- 0	0- 0	CONFERENCE	0- 0	0- 0	0- 0				
0- 0	0- 0	0- 0	HOME	0- 0	0- 0	0- 0				
0- 0	0- 0	0- 0	AWAY	0- 0	0- 0	0- 0				
0- 0	0- 0	0- 0	NEUTRAL	0- 0	0- 0	0- 0				

RPI S	Opponent	Score	RPI S	Opponent	Score	RPI S	Opponent	Score	RPI S	Opponent	Score	Team's RPI: 231
27	A Georgia Tech	48 87	52	A Troy	61 79	111	A Liberty	63 62				
			64	A N.C. A&T	69 80	122	H Davidson	60 75				
			68	H Wake Forest	67 60	144	A Cornell	43 71				
			93	H Tennessee	68 72	170	H Cleveland St.	54 62				
						237	H UNC Asheville	54 72				
						264	H South Alabama	65 60				
						265	H Radford	43 67				
						280	A Appalachian St.	67 61				
						290	A High Point	62 80				
LAST 10 Division I												
27	A Georgia Tech	48 87	144	A Cornell	43 71							
52	A Troy	61 79	264	H South Alabama	65 60							
170	H Cleveland St.	54 62	280	A Appalachian St.	67 61							
68	H Wake Forest	67 60	237	H UNC Asheville	54 72							
122	H Davidson	60 75	265	H Radford	43 67							

Non-Div I Games: Converse 73 35

ETSU

Loss, Non-Conf, S Site, H Home A Away N Neutral

East Carolina

Through Games Of Jan. 5, 2020

Average RPI Win:	278	WON-LOST	WINNING	LAST 10	STRENGTH OF	OPP. STRENGTH	TEAM	ADJ.	CONF.	ADJ CONF.
Average RPI Loss:	93	RECORD	PCT. RANK	GAMES	SCHEDULE	OF SCHEDULE	RPI	RPI	RPI	RPI
DIV. I ONLY	3- 11	301	2-8	58	149	228	228	8	8	
DIV. I NON-CONF.	3- 10	282	2-7	71	179	230	230	8	8	
TOTALS	RPI 1-25	RPI 26-50	W-L RECORDS	RPI 51-100	RPI 101-150	RPI 150+				
3- 11	0- 1	0- 2	OVERALL	0- 3	0- 3	3- 2				
2- 4	0- 0	0- 2	HOME	0- 0	0- 1	2- 1				
1- 5	0- 0	0- 0	AWAY	0- 3	0- 1	1- 1				
0- 2	0- 1	0- 0	NEUTRAL	0- 0	0- 1	0- 0				
3- 10	0- 1	0- 2	NON-CONFERENCE	0- 2	0- 3	3- 2				
2- 4	0- 0	0- 2	HOME	0- 0	0- 1	2- 1				
1- 4	0- 0	0- 0	AWAY	0- 2	0- 1	1- 1				
0- 2	0- 1	0- 0	NEUTRAL	0- 0	0- 1	0- 0				
0- 1	0- 0	0- 0	CONFERENCE	0- 1	0- 0	0- 0				
0- 0	0- 0	0- 0	HOME	0- 0	0- 0	0- 0				
0- 1	0- 0	0- 0	AWAY	0- 1	0- 0	0- 0				
0- 0	0- 0	0- 0	NEUTRAL	0- 0	0- 0	0- 0				

RPI S	Opponent	Score	RPI S	Opponent	Score	RPI S	Opponent	Score	RPI S	Opponent	Score	Team's RPI: 228
22 N	Northwestern	45 64	46 H	Charlotte	47 59	54 A	UCF	55 91	111 A	Liberty	66 81	
			49 H	Middle Tenn.	66 68	63 A	Georgia	50 67	127 H	William & Mary	68 78	
						68 A	Wake Forest	53 76	129 N	Dayton	68 94	
									177 A	VCU	40 53	
									178 H	Howard	51 67	
									220 A	Longwood	64 61	
									289 H	UMES	57 42	
									324 H	USC Upstate	69 48	
LAST 10 Division I												
129 N	Dayton	68 94	54 A	UCF	55 91							
22 N	Northwestern	45 64	63 A	Georgia	50 67							
178 H	Howard	51 67	220 A	Longwood	64 61							
111 A	Liberty	66 81	289 H	UMES	57 42							
68 A	Wake Forest	53 76	177 A	VCU	40 53							

Non-Div I Games:

East Carolina

Loss, Non-Conf, S Site, H Home A Away N Neutral

Average RPI Win:	300	WON-LOST	WINNING	LAST 10	STRENGTH OF	OPP. STRENGTH	TEAM	ADJ.	CONF.	ADJ CONF.
Average RPI Loss:	154	RECORD	PCT. RANK	GAMES	SCHEDULE	OF SCHEDULE	RPI	RPI	RPI	RPI
DIV. I ONLY	6- 6	168	6-4	346	171	283	283	20	20	
DIV. I NON-CONF.	5- 5	163	5-3	341	193	288	288	21	21	
TOTALS	RPI 1-25	RPI 26-50	W-L RECORDS	RPI 51-100	RPI 101-150	RPI 150+				
6- 6	0- 0	0- 0	OVERALL	0- 1	0- 2	6- 3				
1- 3	0- 0	0- 0	HOME	0- 1	0- 0	1- 2				
4- 3	0- 0	0- 0	AWAY	0- 0	0- 2	4- 1				
1- 0	0- 0	0- 0	NEUTRAL	0- 0	0- 0	1- 0				
5- 5	0- 0	0- 0	NON-CONFERENCE	0- 1	0- 1	5- 3				
1- 3	0- 0	0- 0	HOME	0- 1	0- 0	1- 2				
3- 2	0- 0	0- 0	AWAY	0- 0	0- 1	3- 1				
1- 0	0- 0	0- 0	NEUTRAL	0- 0	0- 0	1- 0				
1- 1	0- 0	0- 0	CONFERENCE	0- 0	0- 1	1- 0				
0- 0	0- 0	0- 0	HOME	0- 0	0- 0	0- 0				
1- 1	0- 0	0- 0	AWAY	0- 0	0- 1	1- 0				
0- 0	0- 0	0- 0	NEUTRAL	0- 0	0- 0	0- 0				

RPI 1-25			RPI 26-50			RPI 51-100			RPI 101+			Team's RPI: 283
RPI	S	Opponent	Score	RPI	S	Opponent	Score	RPI	S	Opponent	Score	
						95 H Loyola Chicago	51 67	112 A Belmont			45 69	
								115 A Wisconsin			55 63	
								164 A Northern Ill.			48 61	
								165 H Valparaiso			66 78	
								226 N Western Ill.			60 52	
								271 H Indiana St.			57 59	
								287 H Omaha			65 52	
								288 A Lipscomb			66 56	
								328 A Evansville			90 44	
								332 A UIC			80 45	
								339 A Tennessee St.			73 52	
LAST 10 Division I												
165	H	Valparaiso	66 78	112	A	Belmont	45 69					
226	N	Western Ill.	60 52	339	A	Tennessee St.	73 52					
164	A	Northern Ill.	48 61	115	A	Wisconsin	55 63					
287	H	Omaha	65 52	328	A	Evansville	90 44					
288	A	Lipscomb	66 56	332	A	UIC	80 45					

Non-Div I Games: Lindenwood (MO) 88 66

Eastern Ill.

Loss, Non-Conf, S Site, H Home A Away N Neutral

Average RPI Win:	233	WON-LOST	WINNING	LAST 10	STRENGTH OF	OPP. STRENGTH	TEAM	ADJ.	CONF.	ADJ CONF.
Average RPI Loss:	164	RECORD	PCT. RANK	GAMES	SCHEDULE	OF SCHEDULE	RPI	RPI	RPI	RPI
DIV. I ONLY	5- 7	214	3-7	274	233	251	251	20	20	
DIV. I NON-CONF.	5- 5	163	3-5	269	139	193	193	21	21	
TOTALS	RPI 1-25	RPI 26-50	W-L RECORDS	RPI 51-100	RPI 101-150	RPI 150+				
5- 7	0- 0	0- 0	OVERALL	0- 2	0- 0	5- 5				
2- 4	0- 0	0- 0	HOME	0- 0	0- 0	2- 4				
3- 3	0- 0	0- 0	AWAY	0- 2	0- 0	3- 1				
0- 0	0- 0	0- 0	NEUTRAL	0- 0	0- 0	0- 0				
5- 5	0- 0	0- 0	NON-CONFERENCE	0- 2	0- 0	5- 3				
2- 2	0- 0	0- 0	HOME	0- 0	0- 0	2- 2				
3- 3	0- 0	0- 0	AWAY	0- 2	0- 0	3- 1				
0- 0	0- 0	0- 0	NEUTRAL	0- 0	0- 0	0- 0				
0- 2	0- 0	0- 0	CONFERENCE	0- 0	0- 0	0- 2				
0- 2	0- 0	0- 0	HOME	0- 0	0- 0	0- 2				
0- 0	0- 0	0- 0	AWAY	0- 0	0- 0	0- 0				
0- 0	0- 0	0- 0	NEUTRAL	0- 0	0- 0	0- 0				

RPI 1-25			RPI 26-50			RPI 51-100			RPI 101+			Team's RPI: 251
RPI	S	Opponent	Score	RPI	S	Opponent	Score	RPI	S	Opponent	Score	
						61 A Vanderbilt	69 75	155 A Butler		41 73		
						77 A IUPUI	42 72	157 H Miami (OH)		57 75		
								162 A Memphis		63 60		
								182 H Youngstown St.		63 72		
								189 H Tennessee Tech		42 60		
								218 H Northern Ky.		69 62		
								221 H Chattanooga		71 65		
								250 A Xavier		56 55		
								312 A Mercer		61 60		
								326 H Jacksonville St.		33 43		
LAST 10 Division I												
						77 A IUPUI	42 72	326 H Jacksonville St.		33 43		
						61 A Vanderbilt	69 75	189 H Tennessee Tech		42 60		
						250 A Xavier	56 55	312 A Mercer		61 60		
						182 H Youngstown St.	63 72	157 H Miami (OH)		57 75		
						221 H Chattanooga	71 65	155 A Butler		41 73		

Non-Div I Games: Alice Lloyd 102 65

Eastern Ky.

■ Loss,
 ■ Non-Conf,
 ■ S Site,
 ■ H Home
 ■ A Away
 N Neutral

Average RPI Win:	252	WON-LOST	WINNING	LAST 10	STRENGTH OF	OPP. STRENGTH	TEAM	ADJ.	CONF.	ADJ CONF.
Average RPI Loss:	113	RECORD	PCT. RANK	GAMES	SCHEDULE	OF SCHEDULE	RPI	RPI	RPI	RPI
DIV. I ONLY	5- 6	199	5-5	206	244	198	198	10	10	
DIV. I NON-CONF.	4- 6	212	4-5	206	253	213	213	10	10	
TOTALS	RPI 1-25	RPI 26-50	W-L RECORDS	RPI 51-100	RPI 101-150	RPI 150+				
5- 6	0- 0	0- 1	OVERALL	0- 2	1- 1	4- 2				
3- 2	0- 0	0- 1	HOME	0- 1	1- 0	2- 0				
2- 4	0- 0	0- 0	AWAY	0- 1	0- 1	2- 2				
0- 0	0- 0	0- 0	NEUTRAL	0- 0	0- 0	0- 0				
4- 6	0- 0	0- 1	NON-CONFERENCE	0- 2	1- 1	3- 2				
2- 2	0- 0	0- 1	HOME	0- 1	1- 0	1- 0				
2- 4	0- 0	0- 0	AWAY	0- 1	0- 1	2- 2				
0- 0	0- 0	0- 0	NEUTRAL	0- 0	0- 0	0- 0				
1- 0	0- 0	0- 0	CONFERENCE	0- 0	0- 0	1- 0				
1- 0	0- 0	0- 0	HOME	0- 0	0- 0	1- 0				
0- 0	0- 0	0- 0	AWAY	0- 0	0- 0	0- 0				
0- 0	0- 0	0- 0	NEUTRAL	0- 0	0- 0	0- 0				

RPI 1-25			RPI 26-50			RPI 51-100			RPI 101+			Team's RPI: 198
RPI	S	Opponent	Score	RPI	S	Opponent	Score	RPI	S	Opponent	Score	
				45	H	Michigan	38 57	60	H	Southern Ill.	54 85	138 H Southeast Mo. St. 69 64
								89	A	Michigan St.	50 85	147 A Binghamton 67 78
												153 A Wichita St. 52 63
												158 H Bowling Green 78 61
												182 A Youngstown St. 77 79
												313 H Purdue Fort Wayne 64 40
												321 A Detroit Mercy 84 70
												332 A UIC 68 59
LAST 10 Division I												
				332	A	UIC	68 59	158	H	Bowling Green	78 61	
				313	H	Purdue Fort Wayne	64 40	321	A	Detroit Mercy	84 70	
				153	A	Wichita St.	52 63	60	H	Southern Ill.	54 85	
				147	A	Binghamton	67 78	138	H	Southeast Mo. St.	69 64	
				45	H	Michigan	38 57	182	A	Youngstown St.	77 79	

Non-Div I Games: Olivet 95 38

Eastern Mich.

■ Loss,
 ■ Non-Conf,
 ■ S Site,
 ■ H Home
 ■ A Away
 N Neutral

Average RPI Win:	306	WON-LOST	WINNING	LAST 10	STRENGTH OF	OPP. STRENGTH	TEAM	ADJ.	CONF.	ADJ CONF.
Average RPI Loss:	156	RECORD	PCT. RANK	GAMES	SCHEDULE	OF SCHEDULE	RPI	RPI	RPI	RPI
DIV. I ONLY	1- 10	331	1-9	91	261	298	298	21	21	
DIV. I NON-CONF.	0- 8	338	0-7	18	210	268	268	19	19	
TOTALS	RPI 1-25	RPI 26-50	W-L RECORDS	RPI 51-100	RPI 101-150	RPI 150+				
1- 10	0- 2	0- 0	OVERALL	0- 1	0- 1	1- 6				
1- 3	0- 0	0- 0	HOME	0- 1	0- 0	1- 2				
0- 6	0- 2	0- 0	AWAY	0- 0	0- 0	0- 4				
0- 1	0- 0	0- 0	NEUTRAL	0- 0	0- 1	0- 0				
0- 8	0- 2	0- 0	NON-CONFERENCE	0- 1	0- 1	0- 4				
0- 2	0- 0	0- 0	HOME	0- 1	0- 0	0- 1				
0- 5	0- 2	0- 0	AWAY	0- 0	0- 0	0- 3				
0- 1	0- 0	0- 0	NEUTRAL	0- 0	0- 1	0- 0				
1- 2	0- 0	0- 0	CONFERENCE	0- 0	0- 0	1- 2				
1- 1	0- 0	0- 0	HOME	0- 0	0- 0	1- 1				
0- 1	0- 0	0- 0	AWAY	0- 0	0- 0	0- 1				
0- 0	0- 0	0- 0	NEUTRAL	0- 0	0- 0	0- 0				

RPI 1-25				RPI 26-50				RPI 51-100				RPI 101+ Team's RPI: 298			
RPI	S	Opponent	Score	RPI	S	Opponent	Score	RPI	S	Opponent	Score	RPI	S	Opponent	Score
4	A	Stanford	27 92					80	H	Boise St.	61 63	135	N	Bradley	46 66
8	A	Gonzaga	44 84									167	A	Utah	49 87
												192	A	Portland St.	58 75
												206	A	San Jose St.	66 84
												240	A	UMKC	55 66
												257	H	Pepperdine	52 53
												273	H	Idaho St.	47 67
												306	H	Weber St.	63 53
LAST 10 Division I															
306	H	Weber St.	63 53	192	A	Portland St.	58 75								
135	N	Bradley	46 66	273	H	Idaho St.	47 67								
240	A	UMKC	55 66	8	A	Gonzaga	44 84								
80	H	Boise St.	61 63	167	A	Utah	49 87								
257	H	Pepperdine	52 53	206	A	San Jose St.	66 84								

Non-Div I Games: Northwest Chrst. 81 62

Eastern Wash.

Average RPI Win:	238	WON-LOST	WINNING	LAST 10	STRENGTH OF	OPP. STRENGTH	TEAM	ADJ.	CONF.	ADJ CONF.
Average RPI Loss:	70	RECORD	PCT. RANK	GAMES	SCHEDULE	OF SCHEDULE	RPI	RPI	RPI	RPI
DIV. I ONLY	5- 7	214	3-7	39	205	104	104	14	14	
DIV. I NON-CONF.	4- 6	212	2-6	43	229	123	123	14	14	
TOTALS	RPI 1-25	RPI 26-50	W-L RECORDS	RPI 51-100	RPI 101-150	RPI 150+				
5- 7	0- 1	0- 1	OVERALL	1- 3	0- 2	4- 0				
2- 1	0- 0	0- 0	HOME	0- 1	0- 0	2- 0				
3- 4	0- 1	0- 1	AWAY	1- 1	0- 1	2- 0				
0- 2	0- 0	0- 0	NEUTRAL	0- 1	0- 1	0- 0				
4- 6	0- 1	0- 0	NON-CONFERENCE	1- 3	0- 2	3- 0				
2- 1	0- 0	0- 0	HOME	0- 1	0- 0	2- 0				
2- 3	0- 1	0- 0	AWAY	1- 1	0- 1	1- 0				
0- 2	0- 0	0- 0	NEUTRAL	0- 1	0- 1	0- 0				
1- 1	0- 0	0- 1	CONFERENCE	0- 0	0- 0	1- 0				
0- 0	0- 0	0- 0	HOME	0- 0	0- 0	0- 0				
1- 1	0- 0	0- 1	AWAY	0- 0	0- 0	1- 0				
0- 0	0- 0	0- 0	NEUTRAL	0- 0	0- 0	0- 0				

RPI 1-25				RPI 26-50				RPI 51-100				RPI 101+ Team's RPI: 104			
RPI	S	Opponent	Score	RPI	S	Opponent	Score	RPI	S	Opponent	Score	RPI	S	Opponent	Score
17	A	NC State	49 62	26	A	James Madison	48 61	68	H	Wake Forest	57 69	108	A	North Carolina	46 76
								70	A	Marist	55 63	123	N	Coastal Caro.	65 76
								77	N	IUPUI	53 59	242	A	UNLV	50 44
								87	A	Furman	87 76	253	A	Towson	74 61
												280	H	Appalachian St.	67 66
												330	H	Western Caro.	68 24
LAST 10 Division I															
87	A	Furman	87 76	26	A	James Madison	48 61	253	A	Towson	74 61				
123	N	Coastal Caro.	65 76					68	H	Wake Forest	57 69				
17	A	NC State	49 62					108	A	North Carolina	46 76				
77	N	IUPUI	53 59					70	A	Marist	55 63				
242	A	UNLV	50 44												

Non-Div I Games: Newberry 73 53

Elon

■ Loss,
 ■ Non-Conf,
 ■ S Site,
 ■ H Home
 ■ A Away
 N Neutral

Average RPI Win:	324	WON-LOST	WINNING	LAST 10	STRENGTH OF	OPP. STRENGTH	TEAM	ADJ.	CONF.	ADJ CONF.
Average RPI Loss:	187	RECORD	PCT. RANK	GAMES	SCHEDULE	OF SCHEDULE	RPI	RPI	RPI	RPI
DIV. I ONLY	2- 10	316	2-8	242	345	328	328	7	7	
DIV. I NON-CONF.	2- 8	295	2-6	313	342	341	341	7	7	
TOTALS	RPI 1-25	RPI 26-50	W-L RECORDS	RPI 51-100	RPI 101-150	RPI 150+				
2- 10	0- 0	0- 0	OVERALL	0- 1	0- 4	2- 5				
2- 2	0- 0	0- 0	HOME	0- 0	0- 0	2- 2				
0- 8	0- 0	0- 0	AWAY	0- 1	0- 4	0- 3				
0- 0	0- 0	0- 0	NEUTRAL	0- 0	0- 0	0- 0				
2- 8	0- 0	0- 0	NON-CONFERENCE	0- 0	0- 3	2- 5				
2- 2	0- 0	0- 0	HOME	0- 0	0- 0	2- 2				
0- 6	0- 0	0- 0	AWAY	0- 0	0- 3	0- 3				
0- 0	0- 0	0- 0	NEUTRAL	0- 0	0- 0	0- 0				
0- 2	0- 0	0- 0	CONFERENCE	0- 1	0- 1	0- 0				
0- 0	0- 0	0- 0	HOME	0- 0	0- 0	0- 0				
0- 2	0- 0	0- 0	AWAY	0- 1	0- 1	0- 0				
0- 0	0- 0	0- 0	NEUTRAL	0- 0	0- 0	0- 0				

RPI 1-25				RPI 26-50				RPI 51-100				RPI 101+				Team's RPI: 328	
RPI	S	Opponent	Score	RPI	S	Opponent	Score	RPI	S	Opponent	Score	RPI	S	Opponent	Score		
								82	A	Illinois St.	58	81	135	A	Bradley	51	82
													138	A	Southeast Mo. St.	60	83
													141	A	Austin Peay	64	80
													143	A	Illinois	44	59
													157	A	Miami (OH)	64	72
													187	H	Murray St.	59	61
													283	H	Eastern Ill.	44	90
													293	A	SIUE	74	85
													302	H	Marshall	66	62
													313	A	Purdue Fort Wayne	64	67
													345	H	Chicago St.	76	42
LAST 10 Division I																	
				157	A	Miami (OH)	64	72	82	A	Illinois St.	58	81				
				345	H	Chicago St.	76	42	135	A	Bradley	51	82				
				143	A	Illinois	44	59	302	H	Marshall	66	62				
				313	A	Purdue Fort Wayne	64	67	141	A	Austin Peay	64	80				
				187	H	Murray St.	59	61	283	H	Eastern Ill.	44	90				

Non-Div I Games: Brescia 77 61

Evansville

Average RPI Win:	156	WON-LOST	WINNING	LAST 10	STRENGTH OF	OPP. STRENGTH	TEAM	ADJ.	CONF.	ADJ CONF.
Average RPI Loss:	34	RECORD	PCT. RANK	GAMES	SCHEDULE	OF SCHEDULE	RPI	RPI	RPI	RPI
DIV. I ONLY	11- 2	31	9-1	137	32	39	39	16	16	
DIV. I NON-CONF.	10- 2	31	8-1	96	28	25	25	16	16	
TOTALS	RPI 1-25	RPI 26-50	W-L RECORDS	RPI 51-100	RPI 101-150	RPI 150+				
11- 2	0- 1	1- 1	OVERALL	4- 0	2- 0	4- 0				
4- 1	0- 0	1- 1	HOME	1- 0	0- 0	2- 0				
3- 1	0- 1	0- 0	AWAY	1- 0	1- 0	1- 0				
4- 0	0- 0	0- 0	NEUTRAL	2- 0	1- 0	1- 0				
10- 2	0- 1	1- 1	NON-CONFERENCE	4- 0	2- 0	3- 0				
3- 1	0- 0	1- 1	HOME	1- 0	0- 0	1- 0				
3- 1	0- 1	0- 0	AWAY	1- 0	1- 0	1- 0				
4- 0	0- 0	0- 0	NEUTRAL	2- 0	1- 0	1- 0				
1- 0	0- 0	0- 0	CONFERENCE	0- 0	0- 0	1- 0				
1- 0	0- 0	0- 0	HOME	0- 0	0- 0	1- 0				
0- 0	0- 0	0- 0	AWAY	0- 0	0- 0	0- 0				
0- 0	0- 0	0- 0	NEUTRAL	0- 0	0- 0	0- 0				

RPI 1-25				RPI 26-50				Team's RPI: 39		RPI 51-100				RPI 101+			
RPI	S	Opponent	Score	RPI	S	Opponent	Score			RPI	S	Opponent	Score	RPI	S	Opponent	Score
19	A	Princeton	53 67	38	H	Duke	78 56			54	H	UCF	72 50	109	N	South Fla.	81 77
				48	H	LSU	63 74			62	A	Temple	93 67	116	A	Houston	57 45
										99	N	South Dakota St.	71 70	193	N	Saint Francis (PA)	97 64
										100	N	Notre Dame	69 60	288	H	Lipscomb	82 56
														322	A	FIU	100 54
														336	H	Central Conn. St.	94 60
LAST 10 Division I																	
				62	A	Temple	93 67			288	H	Lipscomb	82 56				
				48	H	LSU	63 74			38	H	Duke	78 56				
				336	H	Central Conn. St.	94 60			109	N	South Fla.	81 77				
				116	A	Houston	57 45			100	N	Notre Dame	69 60				
				99	N	South Dakota St.	71 70			193	N	Saint Francis (PA)	97 64				

Non-Div I Games: Webber Int'l 99 48 Fla. Memorial 91 47 Johnson & Wales (FL89 56

FGCU

Loss, Non-Conf, S Site, H Home A Away N Neutral

Average RPI Win:	310	WON-LOST	WINNING	LAST 10	STRENGTH OF	OPP. STRENGTH	TEAM	ADJ.	CONF.	ADJ CONF.
Average RPI Loss:	199	RECORD	PCT. RANK	GAMES	SCHEDULE	OF SCHEDULE	RPI	RPI	RPI	RPI
DIV. I ONLY	3- 10	291	2-8	286	324	322	322	13	13	
DIV. I NON-CONF.	3- 8	268	2-6	286	314	316	316	15	15	
TOTALS	RPI 1-25	RPI 26-50	W-L RECORDS	RPI 51-100	RPI 101-150	RPI 150+				
3- 10	0- 0	0- 1	OVERALL	0- 1	0- 1	3- 7				
1- 7	0- 0	0- 1	HOME	0- 1	0- 1	1- 4				
2- 3	0- 0	0- 0	AWAY	0- 0	0- 0	2- 3				
0- 0	0- 0	0- 0	NEUTRAL	0- 0	0- 0	0- 0				
3- 8	0- 0	0- 1	NON-CONFERENCE	0- 1	0- 1	3- 5				
1- 7	0- 0	0- 1	HOME	0- 1	0- 1	1- 4				
2- 1	0- 0	0- 0	AWAY	0- 0	0- 0	2- 1				
0- 0	0- 0	0- 0	NEUTRAL	0- 0	0- 0	0- 0				
0- 2	0- 0	0- 0	CONFERENCE	0- 0	0- 0	0- 2				
0- 0	0- 0	0- 0	HOME	0- 0	0- 0	0- 0				
0- 2	0- 0	0- 0	AWAY	0- 0	0- 0	0- 2				
0- 0	0- 0	0- 0	NEUTRAL	0- 0	0- 0	0- 0				

RPI S	Opponent	Score	RPI S	Opponent	Score	RPI S	Opponent	Score	RPI S	Opponent	Score	Team's RPI: 322
39	H FGCU	54 100	81	H North Florida	49 64	141	H Austin Peay	56 58	171	H Bethune-Cookman	60 65	
						218	H Northern Ky.	45 67	219	A UTEP	34 64	
						227	A Jacksonville	52 77	259	H Brown	57 72	
						292	H Grambling	56 55	297	H Oakland	49 58	
						318	A N.C. Central	59 58	319	A Georgia St.	70 63	
						337	A UTSA	45 60				
LAST 10 Division I												
259	H Brown	57 72	337	A UTSA	45 60							
141	H Austin Peay	56 58	219	A UTEP	34 64							
292	H Grambling	56 55	218	H Northern Ky.	45 67							
227	A Jacksonville	52 77	297	H Oakland	49 58							
318	A N.C. Central	59 58	171	H Bethune-Cookman	60 65							

Non-Div I Games:

FIU

FairfieldFairfield

Fairfield

Page 85

Average RPI Win:	307	WON-LOST	WINNING	LAST 10	STRENGTH OF	OPP. STRENGTH	TEAM	ADJ.	CONF.	ADJ CONF.
Average RPI Loss:	244	RECORD	PCT. RANK	GAMES	SCHEDULE	OF SCHEDULE	RPI	RPI	RPI	RPI
DIV. I ONLY	4- 9	259	4-6	347	310	338	338	30	30	
DIV. I NON-CONF.	3- 8	268	3-5	342	317	335	335	30	30	
TOTALS	RPI 1-25	RPI 26-50	W-L RECORDS	RPI 51-100	RPI 101-150	RPI 150+				
4- 9	0- 0	0- 0	OVERALL	0- 0	0- 1	4- 8				
1- 5	0- 0	0- 0	HOME	0- 0	0- 1	1- 4				
3- 4	0- 0	0- 0	AWAY	0- 0	0- 0	3- 4				
0- 0	0- 0	0- 0	NEUTRAL	0- 0	0- 0	0- 0				
3- 8	0- 0	0- 0	NON-CONFERENCE	0- 0	0- 1	3- 7				
1- 4	0- 0	0- 0	HOME	0- 0	0- 1	1- 3				
2- 4	0- 0	0- 0	AWAY	0- 0	0- 0	2- 4				
0- 0	0- 0	0- 0	NEUTRAL	0- 0	0- 0	0- 0				
1- 1	0- 0	0- 0	CONFERENCE	0- 0	0- 0	1- 1				
0- 1	0- 0	0- 0	HOME	0- 0	0- 0	0- 1				
1- 0	0- 0	0- 0	AWAY	0- 0	0- 0	1- 0				
0- 0	0- 0	0- 0	NEUTRAL	0- 0	0- 0	0- 0				

RPI 1-25				RPI 26-50				RPI 51-100				RPI 101+				Team's RPI: 338	
RPI	S	Opponent	Score	RPI	S	Opponent	Score	RPI	S	Opponent	Score	RPI	S	Opponent	Score		
												147	H	Binghamton	48	60	
												178	A	Howard	56	64	
												233	H	Manhattan	61	62	
												245	A	Lafayette	29	61	
												261	H	Loyola Maryland	46	75	
												263	H	Army West Point	68	70	
												266	A	UMass Lowell	56	61	
												277	A	St. Francis Brooklyn	62	57	
												291	A	Pittsburgh	60	69	
												304	H	Siena	67	58	
												314	H	Bryant	45	57	
												316	A	NJIT	68	59	
												331	A	Saint Peter's	77	71	
LAST 10 Division I																	
				266	A	UMass Lowell	56	61	314	H	Bryant	45	57				
				331	A	Saint Peter's	77	71	277	A	St. Francis Brooklyn	62	57				
				304	H	Siena	67	58	263	H	Army West Point	68	70				
				316	A	NJIT	68	59	147	H	Binghamton	48	60				
				178	A	Howard	56	64	291	A	Pittsburgh	60	69				

Non-Div I Games:

Fairleigh Dickinson

■ Loss, ■ Non-Conf, S Site, H Home A Away N Neutral

Average RPI Win:	247	WON-LOST	WINNING	LAST 10	STRENGTH OF	OPP. STRENGTH	TEAM	ADJ.	CONF.	ADJ CONF.
Average RPI Loss:	98	RECORD	PCT. RANK	GAMES	SCHEDULE	OF SCHEDULE	RPI	RPI	RPI	RPI
DIV. I ONLY	7- 6	152	6-4	211	139	169	169	13	13	
DIV. I NON-CONF.	6- 5	151	5-3	195	92	171	171	15	15	
TOTALS	RPI 1-25	RPI 26-50	W-L RECORDS	RPI 51-100	RPI 101-150	RPI 150+				
7- 6	0- 1	0- 1	OVERALL	0- 1	0- 2	7- 1				
4- 3	0- 0	0- 1	HOME	0- 1	0- 1	4- 0				
3- 3	0- 1	0- 0	AWAY	0- 0	0- 1	3- 1				
0- 0	0- 0	0- 0	NEUTRAL	0- 0	0- 0	0- 0				
6- 5	0- 1	0- 1	NON-CONFERENCE	0- 1	0- 2	6- 0				
4- 3	0- 0	0- 1	HOME	0- 1	0- 1	4- 0				
2- 2	0- 1	0- 0	AWAY	0- 0	0- 1	2- 0				
0- 0	0- 0	0- 0	NEUTRAL	0- 0	0- 0	0- 0				
1- 1	0- 0	0- 0	CONFERENCE	0- 0	0- 0	1- 1				
0- 0	0- 0	0- 0	HOME	0- 0	0- 0	0- 0				
1- 1	0- 0	0- 0	AWAY	0- 0	0- 0	1- 1				
0- 0	0- 0	0- 0	NEUTRAL	0- 0	0- 0	0- 0				

RPI 1-25				RPI 26-50				RPI 51-100				RPI 101+ Team's RPI: 169			
RPI	S	Opponent	Score	RPI	S	Opponent	Score	RPI	S	Opponent	Score	RPI	S	Opponent	Score
13	A	Iowa	53 85	42	H	Kansas	60 90	87	H	Furman	63 69	101	A	Richmond	55 57
												125	H	Harvard	51 65
												151	A	Western Mich.	80 79
												156	A	Hampton	64 63
												181	H	Little Rock	79 72
												219	A	UTEP	65 96
												261	H	Loyola Maryland	72 61
												304	H	Siena	83 39
												336	H	Central Conn. St.	72 54
												337	A	UTSA	80 53
LAST 10 Division I															
125	H	Harvard	51 65	219	A	UTEP	65 96								
87	H	Furman	63 69	337	A	UTSA	80 53								
336	H	Central Conn. St.	72 54	151	A	Western Mich.	80 79								
42	H	Kansas	60 90	181	H	Little Rock	79 72								
261	H	Loyola Maryland	72 61	304	H	Siena	83 39								

Non-Div I Games:

Fla. Atlantic

Average RPI Win:	234	WON-LOST	WINNING	LAST 10	STRENGTH OF	OPP. STRENGTH	TEAM	ADJ.	CONF.	ADJ CONF.
Average RPI Loss:	29	RECORD	PCT. RANK	GAMES	SCHEDULE	OF SCHEDULE	RPI	RPI	RPI	RPI
DIV. I ONLY	10- 5	83	6-4	226	59	137	137	4	4	
DIV. I NON-CONF.	9- 4	84	5-3	297	78	176	176	4	4	
TOTALS	RPI 1-25	RPI 26-50	W-L RECORDS	RPI 51-100	RPI 101-150	RPI 150+				
10- 5	0- 3	0- 1	OVERALL	1- 1	1- 0	8- 0				
7- 2	0- 2	0- 0	HOME	1- 0	1- 0	5- 0				
2- 2	0- 1	0- 1	AWAY	0- 0	0- 0	2- 0				
1- 1	0- 0	0- 0	NEUTRAL	0- 1	0- 0	1- 0				
9- 4	0- 2	0- 1	NON-CONFERENCE	0- 1	1- 0	8- 0				
6- 2	0- 2	0- 0	HOME	0- 0	1- 0	5- 0				
2- 1	0- 0	0- 1	AWAY	0- 0	0- 0	2- 0				
1- 1	0- 0	0- 0	NEUTRAL	0- 1	0- 0	1- 0				
1- 1	0- 1	0- 0	CONFERENCE	1- 0	0- 0	0- 0				
1- 0	0- 0	0- 0	HOME	1- 0	0- 0	0- 0				
0- 1	0- 1	0- 0	AWAY	0- 0	0- 0	0- 0				
0- 0	0- 0	0- 0	NEUTRAL	0- 0	0- 0	0- 0				

RPI 1-25				RPI 26-50				RPI 51-100				RPI 101+ Team's RPI: 137			
RPI	S	Opponent	Score	RPI	S	Opponent	Score	RPI	S	Opponent	Score	RPI	S	Opponent	Score
11	H	Florida St.	55 66	42	A	Kansas	66 76	61	H	Vanderbilt	68 60	122	H	Davidson	55 50
12	H	Indiana	49 73					68	N	Wake Forest	68 73	154	H	Samford	84 48
14	A	Mississippi St.	47 93									220	H	Longwood	71 54
												250	N	Xavier	67 64
												282	A	Prairie View	51 44
												292	A	Grambling	72 65
												294	H	Presbyterian	60 46
												312	H	Mercer	71 50
												351	H	Florida A&M	84 40
LAST 10 Division I															
122	H	Davidson	55 50	61	H	Vanderbilt	68 60	14	A	Mississippi St.	47 93				
68	N	Wake Forest	68 73	282	A	Prairie View	51 44	351	H	Florida A&M	84 40				
250	N	Xavier	67 64	11	H	Florida St.	55 66								
312	H	Mercer	71 50												
42	A	Kansas	66 76												

Non-Div I Games:

Florida

Average RPI Win:	0	WON-LOST	WINNING	LAST 10	STRENGTH OF	OPP. STRENGTH	TEAM	ADJ.	CONF.	ADJ CONF.
Average RPI Loss:	249	RECORD	PCT. RANK	GAMES	SCHEDULE	OF SCHEDULE	RPI	RPI	RPI	RPI
DIV. I ONLY	0- 10	343	0-10	309	351	351	351	31	31	
DIV. I NON-CONF.	0- 9	338	0-9	289	351	349	349	31	31	
TOTALS	RPI 1-25	RPI 26-50	W-L RECORDS	RPI 51-100	RPI 101-150	RPI 150+				
0- 10	0- 0	0- 1	OVERALL	0- 0	0- 1	0- 8				
0- 2	0- 0	0- 0	HOME	0- 0	0- 0	0- 2				
0- 8	0- 0	0- 1	AWAY	0- 0	0- 1	0- 6				
0- 0	0- 0	0- 0	NEUTRAL	0- 0	0- 0	0- 0				
0- 9	0- 0	0- 1	NON-CONFERENCE	0- 0	0- 1	0- 7				
0- 2	0- 0	0- 0	HOME	0- 0	0- 0	0- 2				
0- 7	0- 0	0- 1	AWAY	0- 0	0- 1	0- 5				
0- 0	0- 0	0- 0	NEUTRAL	0- 0	0- 0	0- 0				
0- 1	0- 0	0- 0	CONFERENCE	0- 0	0- 0	0- 1				
0- 0	0- 0	0- 0	HOME	0- 0	0- 0	0- 0				
0- 1	0- 0	0- 0	AWAY	0- 0	0- 0	0- 1				
0- 0	0- 0	0- 0	NEUTRAL	0- 0	0- 0	0- 0				

RPI S	Opponent	Score	RPI S	Opponent	Score	RPI S	Opponent	Score	RPI S	Opponent	Score	Team's RPI: 351
48	A LSU	45 73							137	A Florida	40 84	
									203	A Texas Tech	60 98	
									227	H Jacksonville	54 88	
									246	H Alabama A&M	53 77	
									317	A Alcorn	42 58	
									318	A N.C. Central	57 66	
									324	A USC Upstate	61 74	
									326	A Jacksonville St.	67 72	
									346	A Mississippi Val.	70 71	
LAST 10 Division I												
246	H Alabama A&M	53 77	318	A N.C. Central	57 66							
227	H Jacksonville	54 88	48	A LSU	45 73							
317	A Alcorn	42 58	203	A Texas Tech	60 98							
346	A Mississippi Val.	70 71	326	A Jacksonville St.	67 72							
137	A Florida	40 84	324	A USC Upstate	61 74							

Non-Div I Games: Johnson (FL) 102 40 Trinity Baptist 103 54

Florida A&M

Average RPI Win:	125	WON-LOST	WINNING	LAST 10	STRENGTH OF	OPP. STRENGTH	TEAM	ADJ.	CONF.	ADJ CONF.
Average RPI Loss:	56	RECORD	PCT. RANK	GAMES	SCHEDULE	OF SCHEDULE	RPI	RPI	RPI	RPI
DIV. I ONLY	14- 1	5	9-1	55	23	11	11	3	3	
DIV. I NON-CONF.	11- 0	1	6-0	74	94	8	8	2	2	
TOTALS	RPI 1-25	RPI 26-50	W-L RECORDS	RPI 51-100	RPI 101-150	RPI 150+				
14- 1	2- 0	3- 0	OVERALL	3- 1	1- 0	5- 0				
7- 0	1- 0	0- 0	HOME	3- 0	0- 0	3- 0				
5- 1	0- 0	2- 0	AWAY	0- 1	1- 0	2- 0				
2- 0	1- 0	1- 0	NEUTRAL	0- 0	0- 0	0- 0				
11- 0	1- 0	2- 0	NON-CONFERENCE	3- 0	1- 0	4- 0				
6- 0	0- 0	0- 0	HOME	3- 0	0- 0	3- 0				
3- 0	0- 0	1- 0	AWAY	0- 0	1- 0	1- 0				
2- 0	1- 0	1- 0	NEUTRAL	0- 0	0- 0	0- 0				
3- 1	1- 0	1- 0	CONFERENCE	0- 1	0- 0	1- 0				
1- 0	1- 0	0- 0	HOME	0- 0	0- 0	0- 0				
2- 1	0- 0	1- 0	AWAY	0- 1	0- 0	1- 0				
0- 0	0- 0	0- 0	NEUTRAL	0- 0	0- 0	0- 0				

RPI 1-25				Team's RPI: 11		RPI 26-50				RPI 51-100				RPI 101+									
RPI	S	Opponent	Score			RPI	S	Opponent	Score			RPI	S	Opponent	Score			RPI	S	Opponent	Score		
9	N	Texas A&M	80	58		33	A	Miami (FL)	73	62		56	A	Syracuse	89	90		137	A	Florida	66	55	
18	H	Virginia Tech	86	62		45	N	Michigan	79	69		67	H	St. John's (NY)	74	70		154	H	Samford	88	59	
						48	A	LSU	70	62		81	H	North Florida	70	41		173	A	Clemson	81	64	
												89	H	Michigan St.	78	68		227	H	Jacksonville	75	41	
																		332	A	UIC	86	42	
																		342	H	Charleston So.	88	36	
LAST 10 Division I																							
18	H	Virginia Tech	86	62		33	A	Miami (FL)	73	62		56	A	Syracuse	89	90		9	N	Texas A&M	80	58	
45	N	Michigan	79	69		56	A	Syracuse	89	90		89	H	Michigan St.	78	68		137	A	Florida	66	55	
81	H	North Florida	70	41																			
67	H	St. John's (NY)	74	70																			
173	A	Clemson	81	64																			

Non-Div I Games:

Florida St.

Average RPI Win:	173	WON-LOST	WINNING	LAST 10	STRENGTH OF	OPP. STRENGTH	TEAM	ADJ.	CONF.	ADJ CONF.
Average RPI Loss:	109	RECORD	PCT. RANK	GAMES	SCHEDULE	OF SCHEDULE	RPI	RPI	RPI	RPI
DIV. I ONLY	9- 5	95	9-1	205	63	130	130	12	12	
DIV. I NON-CONF.	8- 5	117	8-1	169	52	121	121	11	11	
TOTALS	RPI 1-25	RPI 26-50	W-L RECORDS	RPI 51-100	RPI 101-150	RPI 150+				
9- 5	0- 0	1- 1	OVERALL	1- 2	1- 1	6- 1				
6- 2	0- 0	0- 0	HOME	0- 2	1- 0	5- 0				
2- 2	0- 0	1- 0	AWAY	0- 0	0- 1	1- 1				
1- 1	0- 0	0- 1	NEUTRAL	1- 0	0- 0	0- 0				
8- 5	0- 0	1- 1	NON-CONFERENCE	1- 2	1- 1	5- 1				
5- 2	0- 0	0- 0	HOME	0- 2	1- 0	4- 0				
2- 2	0- 0	1- 0	AWAY	0- 0	0- 1	1- 1				
1- 1	0- 0	0- 1	NEUTRAL	1- 0	0- 0	0- 0				
1- 0	0- 0	0- 0	CONFERENCE	0- 0	0- 0	1- 0				
1- 0	0- 0	0- 0	HOME	0- 0	0- 0	1- 0				
0- 0	0- 0	0- 0	AWAY	0- 0	0- 0	0- 0				
0- 0	0- 0	0- 0	NEUTRAL	0- 0	0- 0	0- 0				

RPI 1-25				RPI 26-50				RPI 51-100				RPI 101+				Team's RPI: 130	
RPI	S	Opponent	Score	RPI	S	Opponent	Score	RPI	S	Opponent	Score	RPI	S	Opponent	Score		
				44	N	Arkansas	59 71	53	H	Villanova	66 73	116	H	Houston	63 54		
				46	A	Charlotte	76 51	91	N	Lehigh	59 57	146	A	Columbia	51 70		
								100	H	Notre Dame	55 60	154	H	Samford	68 37		
												196	H	Northeastern	74 58		
												201	A	Penn St.	59 72		
												205	H	Georgetown	67 54		
												233	A	Manhattan	51 45		
												244	H	Southern U.	65 52		
												276	H	St. Bonaventure	79 53		
LAST 10 Division I																	
				154	H	Samford	68 37	276	H	St. Bonaventure	79 53						
				244	H	Southern U.	65 52	116	H	Houston	63 54						
				205	H	Georgetown	67 54	44	N	Arkansas	59 71						
				233	A	Manhattan	51 45	46	A	Charlotte	76 51						
				91	N	Lehigh	59 57	196	H	Northeastern	74 58						

Non-Div I Games:

Fordham

Average RPI Win:	239	WON-LOST	WINNING	LAST 10	STRENGTH OF	OPP. STRENGTH	TEAM	ADJ.	CONF.	ADJ CONF.
Average RPI Loss:	112	RECORD	PCT. RANK	GAMES	SCHEDULE	OF SCHEDULE	RPI	RPI	RPI	RPI
DIV. I ONLY	9- 4	72	6-4	259	203	134	134	22	22	
DIV. I NON-CONF.	5- 4	140	2-4	268	119	177	177	25	25	
TOTALS	RPI 1-25	RPI 26-50	W-L RECORDS	RPI 51-100	RPI 101-150	RPI 150+				
9- 4	0- 0	0- 0	OVERALL	0- 2	1- 1	8- 1				
4- 1	0- 0	0- 0	HOME	0- 0	0- 1	4- 0				
4- 2	0- 0	0- 0	AWAY	0- 1	1- 0	3- 1				
1- 1	0- 0	0- 0	NEUTRAL	0- 1	0- 0	1- 0				
5- 4	0- 0	0- 0	NON-CONFERENCE	0- 2	1- 1	4- 1				
2- 1	0- 0	0- 0	HOME	0- 0	0- 1	2- 0				
2- 2	0- 0	0- 0	AWAY	0- 1	1- 0	1- 1				
1- 1	0- 0	0- 0	NEUTRAL	0- 1	0- 0	1- 0				
4- 0	0- 0	0- 0	CONFERENCE	0- 0	0- 0	4- 0				
2- 0	0- 0	0- 0	HOME	0- 0	0- 0	2- 0				
2- 0	0- 0	0- 0	AWAY	0- 0	0- 0	2- 0				
0- 0	0- 0	0- 0	NEUTRAL	0- 0	0- 0	0- 0				

RPI	S	Opponent	Score	RPI	S	Opponent	Score	RPI	S	Opponent	Score	RPI	S	Opponent	Score	Team's RPI: 134
58	N	Yale	67	87	97	A	Santa Clara	66	90	131	H	BYU	65	71		
										149	A	Montana	76	63		
										160	A	Portland	64	75		
										205	N	Georgetown	82	69		
										206	A	San Jose St.	85	76		
										223	H	UC Davis	73	65		
										242	A	UNLV	72	66		
										247	H	Northern Ariz.	83	66		
										258	H	Utah St.	76	64		
										299	H	San Diego St.	79	54		
										325	A	Cal Poly	79	52		
LAST 10 Division I																
97	A	Santa Clara	66	90	206	A	San Jose St.	85	76							
258	H	Utah St.	76	64	299	H	San Diego St.	79	54							
242	A	UNLV	72	66	247	H	Northern Ariz.	83	66							
205	N	Georgetown	82	69	131	H	BYU	65	71							
58	N	Yale	67	87	160	A	Portland	64	75							

Non-Div I Games: La Verne 111 56 UC Merced 92 26

Fresno St.

Average RPI Win:	192	WON-LOST	WINNING	LAST 10	STRENGTH OF	OPP. STRENGTH	TEAM	ADJ.	CONF.	ADJ CONF.
Average RPI Loss:	90	RECORD	PCT. RANK	GAMES	SCHEDULE	OF SCHEDULE	RPI	RPI	RPI	RPI
DIV. I ONLY	7- 5	123	6-4	149	73	87	87	19	19	
DIV. I NON-CONF.	7- 5	130	6-4	151	76	90	90	20	20	
TOTALS	RPI 1-25	RPI 26-50	W-L RECORDS	RPI 51-100	RPI 101-150	RPI 150+				
7- 5	0- 0	0- 1	OVERALL	0- 2	2- 1	5- 1				
3- 1	0- 0	0- 0	HOME	0- 0	0- 1	3- 0				
3- 4	0- 0	0- 1	AWAY	0- 2	1- 0	2- 1				
1- 0	0- 0	0- 0	NEUTRAL	0- 0	1- 0	0- 0				
7- 5	0- 0	0- 1	NON-CONFERENCE	0- 2	2- 1	5- 1				
3- 1	0- 0	0- 0	HOME	0- 0	0- 1	3- 0				
3- 4	0- 0	0- 1	AWAY	0- 2	1- 0	2- 1				
1- 0	0- 0	0- 0	NEUTRAL	0- 0	1- 0	0- 0				
0- 0	0- 0	0- 0	CONFERENCE	0- 0	0- 0	0- 0				
0- 0	0- 0	0- 0	HOME	0- 0	0- 0	0- 0				
0- 0	0- 0	0- 0	AWAY	0- 0	0- 0	0- 0				
0- 0	0- 0	0- 0	NEUTRAL	0- 0	0- 0	0- 0				

RPI 1-25				RPI 26-50				RPI 51-100				Team's RPI: 87	RPI 101+			
RPI	S	Opponent	Score	RPI	S	Opponent	Score	RPI	S	Opponent	Score		RPI	S	Opponent	Score
				49	A	Middle Tenn.	62 78	61	A	Vanderbilt	46 74		101	A	Richmond	70 69
								63	A	Georgia	48 77		104	H	Elon	76 87
													120	N	Saint Joseph's	63 48
													156	H	Hampton	70 65
													169	A	Fla. Atlantic	69 63
													173	A	Clemson	71 77
													207	A	Gardner-Webb	72 67
													275	H	Ga. Southern	78 63
													319	H	Georgia St.	62 55
LAST 10 Division I																
				169	A	Fla. Atlantic	69 63	104	H	Elon	76 87					
				63	A	Georgia	48 77	120	N	Saint Joseph's	63 48					
				101	A	Richmond	70 69	49	A	Middle Tenn.	62 78					
				319	H	Georgia St.	62 55	61	A	Vanderbilt	46 74					
				207	A	Gardner-Webb	72 67	156	H	Hampton	70 65					

Non-Div I Games: North Greenville 88 51 Newberry 62 43

Furman

Loss, Non-Conf, S Site, H Home A Away N Neutral

Ga. Southern

Through Games Of Jan. 5, 2020

Average RPI Win:	266	WON-LOST	WINNING	LAST 10	STRENGTH OF	OPP. STRENGTH	TEAM	ADJ.	CONF.	ADJ CONF.
Average RPI Loss:	183	RECORD	PCT. RANK	GAMES	SCHEDULE	OF SCHEDULE	RPI	RPI	RPI	RPI
DIV. I ONLY	5- 8	232	5-5	287	293	275	275	23	23	
DIV. I NON-CONF.	3- 8	268	3-5	284	249	294	294	22	22	
TOTALS	RPI 1-25	RPI 26-50	W-L RECORDS	RPI 51-100	RPI 101-150	RPI 150+				
5- 8	0- 0	0- 0	OVERALL	0- 2	0- 2	5- 4				
2- 2	0- 0	0- 0	HOME	0- 0	0- 1	2- 1				
2- 5	0- 0	0- 0	AWAY	0- 1	0- 1	2- 3				
1- 1	0- 0	0- 0	NEUTRAL	0- 1	0- 0	1- 0				
3- 8	0- 0	0- 0	NON-CONFERENCE	0- 2	0- 2	3- 4				
0- 2	0- 0	0- 0	HOME	0- 0	0- 1	0- 1				
2- 5	0- 0	0- 0	AWAY	0- 1	0- 1	2- 3				
1- 1	0- 0	0- 0	NEUTRAL	0- 1	0- 0	1- 0				
2- 0	0- 0	0- 0	CONFERENCE	0- 0	0- 0	2- 0				
2- 0	0- 0	0- 0	HOME	0- 0	0- 0	2- 0				
0- 0	0- 0	0- 0	AWAY	0- 0	0- 0	0- 0				
0- 0	0- 0	0- 0	NEUTRAL	0- 0	0- 0	0- 0				

RPI 1-25			RPI 26-50			RPI 51-100			RPI 101+			Team's RPI: 275
RPI	S	Opponent	Score	RPI	S	Opponent	Score	RPI	S	Opponent	Score	
						85 N Kent St.	48 62	140 H North Dakota		56 69		
						87 A Furman	63 78	145 A Tulane		40 56		
								171 A Bethune-Cookman		57 75		
								185 H Louisiana		83 67		
								234 H Kennesaw St.		69 95		
								256 A Winthrop		91 47		
								260 A Wofford		70 57		
								277 N St. Francis Brooklyn		78 47		
								286 A Ole Miss		66 69		
								312 A Mercer		52 62		
								350 H La.-Monroe		64 47		
LAST 10 Division I												
145 A Tulane		40 56	185 H Louisiana		83 67							
277 N St. Francis Brooklyn		78 47	350 H La.-Monroe		64 47							
85 N Kent St.		48 62	260 A Wofford		70 57							
286 A Ole Miss		66 69	256 A Winthrop		91 47							
312 A Mercer		52 62	171 A Bethune-Cookman		57 75							

Non-Div I Games:

Ga. Southern

■ Loss,
 ■ Non-Conf,
 ■ S Site,
 ■ H Home
 ■ A Away
 N Neutral

Average RPI Win:	289	WON-LOST	WINNING	LAST 10	STRENGTH OF	OPP. STRENGTH	TEAM	ADJ.	CONF.	ADJ CONF.
Average RPI Loss:	98	RECORD	PCT. RANK	GAMES	SCHEDULE	OF SCHEDULE	RPI	RPI	RPI	RPI
DIV. I ONLY	6- 6	168	5-5	304	133	207	207	27	27	
DIV. I NON-CONF.	5- 4	140	4-3	276	80	174	174	27	27	
TOTALS	RPI 1-25	RPI 26-50	W-L RECORDS	RPI 51-100	RPI 101-150	RPI 150+				
6- 6	0- 1	0- 1	OVERALL	0- 2	0- 0	6- 2				
3- 1	0- 0	0- 0	HOME	0- 1	0- 0	3- 0				
3- 5	0- 1	0- 1	AWAY	0- 1	0- 0	3- 2				
0- 0	0- 0	0- 0	NEUTRAL	0- 0	0- 0	0- 0				
5- 4	0- 1	0- 1	NON-CONFERENCE	0- 2	0- 0	5- 0				
3- 1	0- 0	0- 0	HOME	0- 1	0- 0	3- 0				
2- 3	0- 1	0- 1	AWAY	0- 1	0- 0	2- 0				
0- 0	0- 0	0- 0	NEUTRAL	0- 0	0- 0	0- 0				
1- 2	0- 0	0- 0	CONFERENCE	0- 0	0- 0	1- 2				
0- 0	0- 0	0- 0	HOME	0- 0	0- 0	0- 0				
1- 2	0- 0	0- 0	AWAY	0- 0	0- 0	1- 2				
0- 0	0- 0	0- 0	NEUTRAL	0- 0	0- 0	0- 0				

RPI 1-25				RPI 26-50				RPI 51-100				RPI 101+ Team's RPI: 207			
RPI	S	Opponent	Score	RPI	S	Opponent	Score	RPI	S	Opponent	Score	RPI	S	Opponent	Score
18	A	Virginia Tech	65 87	46	A	Charlotte	49 74	63	A	Georgia	56 84	156	A	Hampton	58 63
								87	H	Furman	67 72	212	H	Delaware	67 65
												220	A	Longwood	70 80
												260	H	Wofford	67 53
												280	A	Appalachian St.	67 56
												312	A	Mercer	65 62
												330	H	Western Caro.	88 62
												342	A	Charleston So.	79 52
LAST 10 Division I															
220	A	Longwood	70 80	156	A	Hampton	58 63								
63	A	Georgia	56 84	342	A	Charleston So.	79 52								
312	A	Mercer	65 62	87	H	Furman	67 72								
212	H	Delaware	67 65	330	H	Western Caro.	88 62								
18	A	Virginia Tech	65 87	280	A	Appalachian St.	67 56								

Non-Div I Games:

Gardner-Webb

George Mason

Through Games Of Jan. 5, 2020

Average RPI Win:	219	WON-LOST	WINNING	LAST 10	STRENGTH OF	OPP. STRENGTH	TEAM	ADJ.	CONF.	ADJ CONF.
Average RPI Loss:	141	RECORD	PCT. RANK	GAMES	SCHEDULE	OF SCHEDULE	RPI	RPI	RPI	RPI
DIV. I ONLY	7- 7	168	4-6	124	249	159	159	12	12	
DIV. I NON-CONF.	6- 7	182	3-6	118	274	168	168	11	11	
TOTALS	RPI 1-25	RPI 26-50	W-L RECORDS	RPI 51-100	RPI 101-150	RPI 150+				
7- 7	0- 1	0- 0	OVERALL	0- 1	1- 2	6- 3				
3- 4	0- 1	0- 0	HOME	0- 1	1- 0	2- 2				
4- 2	0- 0	0- 0	AWAY	0- 0	0- 1	4- 1				
0- 1	0- 0	0- 0	NEUTRAL	0- 0	0- 1	0- 0				
6- 7	0- 1	0- 0	NON-CONFERENCE	0- 1	0- 2	6- 3				
2- 4	0- 1	0- 0	HOME	0- 1	0- 0	2- 2				
4- 2	0- 0	0- 0	AWAY	0- 0	0- 1	4- 1				
0- 1	0- 0	0- 0	NEUTRAL	0- 0	0- 1	0- 0				
1- 0	0- 0	0- 0	CONFERENCE	0- 0	1- 0	0- 0				
1- 0	0- 0	0- 0	HOME	0- 0	1- 0	0- 0				
0- 0	0- 0	0- 0	AWAY	0- 0	0- 0	0- 0				
0- 0	0- 0	0- 0	NEUTRAL	0- 0	0- 0	0- 0				

RPI 1-25				RPI 26-50				RPI 51-100				RPI 101+ Team's RPI: 159			
RPI	S	Opponent	Score	RPI	S	Opponent	Score	RPI	S	Opponent	Score	RPI	S	Opponent	Score
18	H	Virginia Tech	58 77					82	H	Bucknell	51 64	123	A	Coastal Caro.	59 74
												132	H	George Washington	70 60
												135	N	Bradley	59 61
												174	H	American	73 55
												178	H	Howard	75 86
												195	A	SMU	59 58
												201	A	Penn St.	78 68
												212	A	Delaware	44 63
												235	A	Col. of Charleston	72 61
												240	H	UMKC	58 64
												274	A	Navy	67 58
												321	H	Detroit Mercy	75 62
LAST 10 Division I															
212	A	Delaware	44 63	132	H	George Washington	70 60								
178	H	Howard	75 86	195	A	SMU	59 58								
274	A	Navy	67 58	135	N	Bradley	59 61								
82	H	Bucknell	51 64	240	H	UMKC	58 64								
123	A	Coastal Caro.	59 74	201	A	Penn St.	78 68								

Non-Div I Games:

George Mason

■ Loss,
 ■ Non-Conf,
 ■ S Site,
 ■ H Home
 ■ A Away
 N Neutral

Average RPI Win:	198	WON-LOST	WINNING	LAST 10	STRENGTH OF	OPP. STRENGTH	TEAM	ADJ.	CONF.	ADJ CONF.
Average RPI Loss:	84	RECORD	PCT. RANK	GAMES	SCHEDULE	OF SCHEDULE	RPI	RPI	RPI	RPI
DIV. I ONLY	6- 8	206	4-6	69	129	132	132	12	12	
DIV. I NON-CONF.	6- 7	182	4-5	65	146	114	114	11	11	
TOTALS	RPI 1-25	RPI 26-50	W-L RECORDS	RPI 51-100	RPI 101-150	RPI 150+				
6- 8	0- 1	0- 3	OVERALL	1- 1	0- 1	5- 2				
2- 4	0- 1	0- 2	HOME	0- 0	0- 1	2- 0				
4- 4	0- 0	0- 1	AWAY	1- 1	0- 0	3- 2				
0- 0	0- 0	0- 0	NEUTRAL	0- 0	0- 0	0- 0				
6- 7	0- 1	0- 3	NON-CONFERENCE	1- 1	0- 1	5- 1				
2- 4	0- 1	0- 2	HOME	0- 0	0- 1	2- 0				
4- 3	0- 0	0- 1	AWAY	1- 1	0- 0	3- 1				
0- 0	0- 0	0- 0	NEUTRAL	0- 0	0- 0	0- 0				
0- 1	0- 0	0- 0	CONFERENCE	0- 0	0- 0	0- 1				
0- 0	0- 0	0- 0	HOME	0- 0	0- 0	0- 0				
0- 1	0- 0	0- 0	AWAY	0- 0	0- 0	0- 1				
0- 0	0- 0	0- 0	NEUTRAL	0- 0	0- 0	0- 0				

RPI 1-25				RPI 26-50				RPI 51-100				RPI 101+ Team's RPI: 132			
RPI	S	Opponent	Score	RPI	S	Opponent	Score	RPI	S	Opponent	Score	RPI	S	Opponent	Score
19	H	Princeton	50 75	26	H	James Madison	50 69	53	A	Villanova	68 56	127	H	William & Mary	51 63
				30	A	Maryland	54 88	91	A	Lehigh	53 59	159	A	George Mason	60 70
				47	H	Minnesota	50 83					162	A	Memphis	64 63
												174	A	American	53 66
												205	H	Georgetown	52 49
												212	A	Delaware	63 49
												216	A	Quinnipiac	78 67
												340	H	Coppin St.	54 35
LAST 10 Division I															
				174	A	American	53 66	159	A	George Mason	60 70				
				26	H	James Madison	50 69	127	H	William & Mary	51 63				
				47	H	Minnesota	50 83	340	H	Coppin St.	54 35				
				216	A	Quinnipiac	78 67	205	H	Georgetown	52 49				
				212	A	Delaware	63 49	30	A	Maryland	54 88				

Non-Div I Games:

George Washington

■ Loss,
 ■ Non-Conf, S Site,
 ■ Home
 ■ Away
 N Neutral

Average RPI Win:	246	WON-LOST	WINNING	LAST 10	STRENGTH OF	OPP. STRENGTH	TEAM	ADJ.	CONF.	ADJ CONF.
Average RPI Loss:	99	RECORD	PCT. RANK	GAMES	SCHEDULE	OF SCHEDULE	RPI	RPI	RPI	RPI
DIV. I ONLY	4- 11	278	3-7	109	130	205	205	6	6	
DIV. I NON-CONF.	3- 8	268	2-4	183	209	237	237	6	6	
TOTALS	RPI 1-25	RPI 26-50	W-L RECORDS	RPI 51-100	RPI 101-150	RPI 150+				
4- 11	0- 1	0- 1	OVERALL	0- 2	1- 7	3- 0				
1- 4	0- 1	0- 1	HOME	0- 0	1- 2	0- 0				
3- 6	0- 0	0- 0	AWAY	0- 2	0- 4	3- 0				
0- 1	0- 0	0- 0	NEUTRAL	0- 0	0- 1	0- 0				
3- 8	0- 0	0- 1	NON-CONFERENCE	0- 0	0- 7	3- 0				
0- 3	0- 0	0- 1	HOME	0- 0	0- 2	0- 0				
3- 4	0- 0	0- 0	AWAY	0- 0	0- 4	3- 0				
0- 1	0- 0	0- 0	NEUTRAL	0- 0	0- 1	0- 0				
1- 3	0- 1	0- 0	CONFERENCE	0- 2	1- 0	0- 0				
1- 1	0- 1	0- 0	HOME	0- 0	1- 0	0- 0				
0- 2	0- 0	0- 0	AWAY	0- 2	0- 0	0- 0				
0- 0	0- 0	0- 0	NEUTRAL	0- 0	0- 0	0- 0				

RPI 1-25				RPI 26-50				RPI 51-100				RPI 101+ Team's RPI: 205			
RPI	S	Opponent	Score	RPI	S	Opponent	Score	RPI	S	Opponent	Score	RPI	S	Opponent	Score
16	H	Creighton	56 65	26	H	James Madison	59 66	67	A	St. John's (NY)	54 71	101	H	Richmond	49 51
								75	A	Seton Hall	60 79	119	H	Providence	62 53
												122	A	Davidson	52 66
												130	A	Fordham	54 67
												132	A	George Washington	49 52
												134	N	Fresno St.	69 82
												139	H	Rider	64 65
												146	A	Columbia	49 54
												285	A	LMU (CA)	64 53
												289	A	UMES	57 39
												291	A	Pittsburgh	66 56
LAST 10 Division I															
119	H	Providence	62 53	75	A	Seton Hall	60 79								
16	H	Creighton	56 65	67	A	St. John's (NY)	54 71								
289	A	UMES	57 39	146	A	Columbia	49 54								
139	H	Rider	64 65	134	N	Fresno St.	69 82								
130	A	Fordham	54 67	285	A	LMU (CA)	64 53								

Non-Div I Games:

Georgetown

■ Loss,
 ■ Non-Conf,
 ■ S Site,
 ■ H Home
 ■ A Away
 N Neutral

Average RPI Win:	192	WON-LOST	WINNING	LAST 10	STRENGTH OF	OPP. STRENGTH	TEAM	ADJ.	CONF.	ADJ CONF.
Average RPI Loss:	28	RECORD	PCT. RANK	GAMES	SCHEDULE	OF SCHEDULE	RPI	RPI	RPI	RPI
DIV. I ONLY	10- 5	83	7-3	18	137	63	63	4	4	
DIV. I NON-CONF.	9- 4	84	6-2	29	160	70	70	4	4	
TOTALS	RPI 1-25	RPI 26-50	W-L RECORDS	RPI 51-100	RPI 101-150	RPI 150+				
10- 5	1- 2	0- 2	OVERALL	2- 1	0- 0	7- 0				
7- 4	0- 2	0- 1	HOME	2- 1	0- 0	5- 0				
1- 1	0- 0	0- 1	AWAY	0- 0	0- 0	1- 0				
2- 0	1- 0	0- 0	NEUTRAL	0- 0	0- 0	1- 0				
9- 4	1- 1	0- 2	NON-CONFERENCE	2- 1	0- 0	6- 0				
7- 3	0- 1	0- 1	HOME	2- 1	0- 0	5- 0				
0- 1	0- 0	0- 1	AWAY	0- 0	0- 0	0- 0				
2- 0	1- 0	0- 0	NEUTRAL	0- 0	0- 0	1- 0				
1- 1	0- 1	0- 0	CONFERENCE	0- 0	0- 0	1- 0				
0- 1	0- 1	0- 0	HOME	0- 0	0- 0	0- 0				
1- 0	0- 0	0- 0	AWAY	0- 0	0- 0	1- 0				
0- 0	0- 0	0- 0	NEUTRAL	0- 0	0- 0	0- 0				

RPI 1-25				RPI 26-50				RPI 51-100				Team's RPI: 63	RPI 101+			
RPI	S	Opponent	Score	RPI	S	Opponent	Score	RPI	S	Opponent	Score		RPI	S	Opponent	Score
7	H	UCLA	50 59	27	H	Georgia Tech	40 73	53	H	Villanova	58 63		155	N	Butler	69 36
14	H	Mississippi St.	66 73	37	A	Baylor	38 72	64	H	N.C. A&T	72 54		207	H	Gardner-Webb	84 56
18	N	Virginia Tech	77 72					87	H	Furman	77 48		228	H	East Carolina	67 50
													234	H	Kennesaw St.	80 65
													286	A	Ole Miss	58 51
													312	H	Mercer	76 60
													324	H	USC Upstate	67 53
LAST 10 Division I																
228	H	East Carolina	67 50	14	H	Mississippi St.	66 73	286	A	Ole Miss	58 51		18	N	Virginia Tech	77 72
207	H	Gardner-Webb	84 56										155	N	Butler	69 36
7	H	UCLA	50 59										324	H	USC Upstate	67 53
87	H	Furman	77 48													
37	A	Baylor	38 72													

Non-Div I Games:

Georgia

Average RPI Win:	323	WON-LOST	WINNING	LAST 10	STRENGTH OF	OPP. STRENGTH	TEAM	ADJ.	CONF.	ADJ CONF.
Average RPI Loss:	158	RECORD	PCT. RANK	GAMES	SCHEDULE	OF SCHEDULE	RPI	RPI	RPI	RPI
DIV. I ONLY	4- 9	259	4-6	283	297	319	319	23	23	
DIV. I NON-CONF.	3- 8	268	3-5	267	260	313	313	22	22	
TOTALS	RPI 1-25	RPI 26-50	W-L RECORDS	RPI 51-100	RPI 101-150	RPI 150+				
4- 9	0- 0	0- 2	OVERALL	0- 1	0- 1	4- 5				
3- 5	0- 0	0- 1	HOME	0- 0	0- 0	3- 4				
0- 4	0- 0	0- 1	AWAY	0- 1	0- 1	0- 1				
1- 0	0- 0	0- 0	NEUTRAL	0- 0	0- 0	1- 0				
3- 8	0- 0	0- 2	NON-CONFERENCE	0- 1	0- 1	3- 4				
2- 4	0- 0	0- 1	HOME	0- 0	0- 0	2- 3				
0- 4	0- 0	0- 1	AWAY	0- 1	0- 1	0- 1				
1- 0	0- 0	0- 0	NEUTRAL	0- 0	0- 0	1- 0				
1- 1	0- 0	0- 0	CONFERENCE	0- 0	0- 0	1- 1				
1- 1	0- 0	0- 0	HOME	0- 0	0- 0	1- 1				
0- 0	0- 0	0- 0	AWAY	0- 0	0- 0	0- 0				
0- 0	0- 0	0- 0	NEUTRAL	0- 0	0- 0	0- 0				

RPI S	Opponent	Score	RPI S	Opponent	Score	RPI S	Opponent	Score	RPI S	Opponent	Score	Team's RPI: 319
27	A Georgia Tech	28 69	30	H Maryland	41 114	87	A Furman	55 62	110	A UNC Greensboro	49 64	
									185	H Louisiana	65 75	
									199	H Toledo	48 74	
									219	A UTEP	68 71	
									246	H Alabama A&M	52 67	
									293	H SIUE	74 73	
									305	N New Mexico St.	59 51	
									322	H FIU	63 70	
									344	H South Carolina St.	77 52	
									350	H La.-Monroe	68 52	
LAST 10 Division I												
293	H SIUE	74 73	350	H La.-Monroe	68 52							
344	H South Carolina St.	77 52	185	H Louisiana	65 75							
30	H Maryland	41 114	219	A UTEP	68 71							
110	A UNC Greensboro	49 64	305	N New Mexico St.	59 51							
87	A Furman	55 62	246	H Alabama A&M	52 67							

Non-Div I Games:

Georgia St.

■ Loss,
 ■ Non-Conf,
 ■ S Site,
 ■ H Home
 ■ A Away
 N Neutral

Average RPI Win:	154	WON-LOST	WINNING	LAST 10	STRENGTH OF	OPP. STRENGTH	TEAM	ADJ.	CONF.	ADJ CONF.
Average RPI Loss:	39	RECORD	PCT. RANK	GAMES	SCHEDULE	OF SCHEDULE	RPI	RPI	RPI	RPI
DIV. I ONLY	11- 3	41	7-3	64	16	27	27	3	3	
DIV. I NON-CONF.	9- 2	40	5-2	67	83	30	30	2	2	
TOTALS	RPI 1-25	RPI 26-50	W-L RECORDS	RPI 51-100	RPI 101-150	RPI 150+				
11- 3	0- 1	2- 1	OVERALL	2- 1	2- 0	5- 0				
7- 0	0- 0	2- 0	HOME	0- 0	2- 0	3- 0				
2- 1	0- 0	0- 0	AWAY	1- 1	0- 0	1- 0				
2- 2	0- 1	0- 1	NEUTRAL	1- 0	0- 0	1- 0				
9- 2	0- 1	0- 1	NON-CONFERENCE	2- 0	2- 0	5- 0				
5- 0	0- 0	0- 0	HOME	0- 0	2- 0	3- 0				
2- 0	0- 0	0- 0	AWAY	1- 0	0- 0	1- 0				
2- 2	0- 1	0- 1	NEUTRAL	1- 0	0- 0	1- 0				
2- 1	0- 0	2- 0	CONFERENCE	0- 1	0- 0	0- 0				
2- 0	0- 0	2- 0	HOME	0- 0	0- 0	0- 0				
0- 1	0- 0	0- 0	AWAY	0- 1	0- 0	0- 0				
0- 0	0- 0	0- 0	NEUTRAL	0- 0	0- 0	0- 0				

RPI 1-25				RPI 26-50				Team's RPI: 27		RPI 51-100				RPI 101+			
RPI	S	Opponent	Score	RPI	S	Opponent	Score		RPI	S	Opponent	Score	RPI	S	Opponent	Score	
9	N	Texas A&M	48 60	31	H	Virginia	61 51		63	A	Georgia	73 40	115	H	Wisconsin	60 41	
				33	H	Miami (FL)	61 54		68	A	Wake Forest	60 65	116	H	Houston	69 38	
				40	N	Rutgers	43 46		75	N	Seton Hall	79 54	184	N	Rice	54 52	
													231	H	ETSU	87 48	
													234	A	Kennesaw St.	63 47	
													292	H	Grambling	89 42	
													319	H	Georgia St.	69 28	
LAST 10 Division I																	
				31	H	Virginia	61 51		68	A	Wake Forest	60 65					
				184	N	Rice	54 52		33	H	Miami (FL)	61 54					
				9	N	Texas A&M	48 60		115	H	Wisconsin	60 41					
				231	H	ETSU	87 48		40	N	Rutgers	43 46					
				234	A	Kennesaw St.	63 47		75	N	Seton Hall	79 54					

Non-Div I Games:

Georgia Tech

■ Loss,
 ■ Non-Conf, S Site,
 ■ Home
 ■ Away
 N Neutral

Gonzaga

Through Games Of Jan. 5, 2020

Average RPI Win:	115	WON-LOST	WINNING	LAST 10	STRENGTH OF	OPP. STRENGTH	TEAM	ADJ.	CONF.	ADJ CONF.
Average RPI Loss:	4	RECORD	PCT. RANK	GAMES	SCHEDULE	OF SCHEDULE	RPI	RPI	RPI	RPI
DIV. I ONLY	14- 1	5	10-0	40	9	8	8	11	11	
DIV. I NON-CONF.	11- 1	14	7-0	27	3	4	4	12	12	
TOTALS	RPI 1-25	RPI 26-50	W-L RECORDS	RPI 51-100	RPI 101-150	RPI 150+				
14- 1	2- 1	1- 0	OVERALL	4- 0	3- 0	4- 0				
6- 0	1- 0	0- 0	HOME	3- 0	0- 0	2- 0				
5- 1	0- 1	0- 0	AWAY	1- 0	2- 0	2- 0				
3- 0	1- 0	1- 0	NEUTRAL	0- 0	1- 0	0- 0				
11- 1	2- 1	1- 0	NON-CONFERENCE	4- 0	2- 0	2- 0				
5- 0	1- 0	0- 0	HOME	3- 0	0- 0	1- 0				
3- 1	0- 1	0- 0	AWAY	1- 0	1- 0	1- 0				
3- 0	1- 0	1- 0	NEUTRAL	0- 0	1- 0	0- 0				
3- 0	0- 0	0- 0	CONFERENCE	0- 0	1- 0	2- 0				
1- 0	0- 0	0- 0	HOME	0- 0	0- 0	1- 0				
2- 0	0- 0	0- 0	AWAY	0- 0	1- 0	1- 0				
0- 0	0- 0	0- 0	NEUTRAL	0- 0	0- 0	0- 0				

RPI	S	Opponent	Score
2	H	Missouri St.	64 52
4	A	Stanford	70 76
24	N	Purdue	63 50

RPI	S	Opponent	Score
49	N	Middle Tenn.	62 50

RPI	S	Opponent	Score
66	H	UT Martin	78 55
72	H	Texas Southern	80 45
78	A	Washington St.	76 53
86	H	CSU Bakersfield	92 48

RPI	S	Opponent	Score
113	A	Montana St.	70 55
129	N	Dayton	76 65
131	A	BYU	55 43
160	H	Portland	62 57
191	A	Wyoming	65 54
204	A	San Diego	57 42
298	H	Eastern Wash.	84 44

LAST 10 Division I

160	H	Portland	62 57	204	A	San Diego	57 42
2	H	Missouri St.	64 52	131	A	BYU	55 43
191	A	Wyoming	65 54	113	A	Montana St.	70 55
72	H	Texas Southern	80 45	24	N	Purdue	63 50
78	A	Washington St.	76 53	49	N	Middle Tenn.	62 50

Non-Div I Games:

Gonzaga

■ Loss,
 ■ Non-Conf, S Site,
 ■ Home
 ■ Away
 N Neutral

Grambling

Through Games Of Jan. 5, 2020

Average RPI Win:	246	WON-LOST	WINNING	LAST 10	STRENGTH OF	OPP. STRENGTH	TEAM	ADJ.	CONF.	ADJ CONF.
Average RPI Loss:	151	RECORD	PCT. RANK	GAMES	SCHEDULE	OF SCHEDULE	RPI	RPI	RPI	RPI
DIV. I ONLY	1- 10	331	1-9	78	273	292	292	28	28	
DIV. I NON-CONF.	0- 10	338	0-9	59	271	306	306	28	28	
TOTALS	RPI 1-25	RPI 26-50	W-L RECORDS	RPI 51-100	RPI 101-150	RPI 150+				
1- 10	0- 1	0- 2	OVERALL	0- 0	0- 3	1- 4				
1- 2	0- 0	0- 0	HOME	0- 0	0- 2	1- 0				
0- 7	0- 1	0- 2	AWAY	0- 0	0- 0	0- 4				
0- 1	0- 0	0- 0	NEUTRAL	0- 0	0- 1	0- 0				
0- 10	0- 1	0- 2	NON-CONFERENCE	0- 0	0- 3	0- 4				
0- 2	0- 0	0- 0	HOME	0- 0	0- 2	0- 0				
0- 7	0- 1	0- 2	AWAY	0- 0	0- 0	0- 4				
0- 1	0- 0	0- 0	NEUTRAL	0- 0	0- 1	0- 0				
1- 0	0- 0	0- 0	CONFERENCE	0- 0	0- 0	1- 0				
1- 0	0- 0	0- 0	HOME	0- 0	0- 0	1- 0				
0- 0	0- 0	0- 0	AWAY	0- 0	0- 0	0- 0				
0- 0	0- 0	0- 0	NEUTRAL	0- 0	0- 0	0- 0				

RPI 1-25				RPI 26-50				RPI 51-100				RPI 101+ Team's RPI: 292			
RPI	S	Opponent	Score	RPI	S	Opponent	Score	RPI	S	Opponent	Score	RPI	S	Opponent	Score
20	A	Kentucky	35 81	27	A	Georgia Tech	42 89					117	H	UT Arlington	54 88
				37	A	Baylor	46 120					137	H	Florida	65 72
												147	N	Binghamton	67 88
												153	A	Wichita St.	65 77
												215	A	Louisiana Tech	66 70
												246	H	Alabama A&M	69 59
												322	A	FIU	55 56
												335	A	Northwestern St.	61 65
LAST 10 Division I															
147	N	Binghamton	67 88	246	H	Alabama A&M	69 59								
322	A	FIU	55 56	153	A	Wichita St.	65 77								
215	A	Louisiana Tech	66 70	117	H	UT Arlington	54 88								
335	A	Northwestern St.	61 65	27	A	Georgia Tech	42 89								
20	A	Kentucky	35 81	37	A	Baylor	46 120								

Non-Div I Games: Centenary (LA) 106 42

Grambling

Loss, Non-Conf, S Site, H Home A Away N Neutral

Grand Canyon

Through Games Of Jan. 5, 2020

Average RPI Win:	228	WON-LOST	WINNING	LAST 10	STRENGTH OF	OPP. STRENGTH	TEAM	ADJ.	CONF.	ADJ CONF.
Average RPI Loss:	151	RECORD	PCT. RANK	GAMES	SCHEDULE	OF SCHEDULE	RPI	RPI	RPI	RPI
DIV. I ONLY	3- 7	267	3-7	125	263	268	268	32	32	
DIV. I NON-CONF.	3- 6	235	3-6	124	295	254	254	32	32	
TOTALS	RPI 1-25	RPI 26-50	W-L RECORDS	RPI 51-100	RPI 101-150	RPI 150+				
3- 7	0- 0	0- 0	OVERALL	0- 1	0- 3	3- 3				
3- 3	0- 0	0- 0	HOME	0- 1	0- 1	3- 1				
0- 4	0- 0	0- 0	AWAY	0- 0	0- 2	0- 2				
0- 0	0- 0	0- 0	NEUTRAL	0- 0	0- 0	0- 0				
3- 6	0- 0	0- 0	NON-CONFERENCE	0- 0	0- 3	3- 3				
3- 2	0- 0	0- 0	HOME	0- 0	0- 1	3- 1				
0- 4	0- 0	0- 0	AWAY	0- 0	0- 2	0- 2				
0- 0	0- 0	0- 0	NEUTRAL	0- 0	0- 0	0- 0				
0- 1	0- 0	0- 0	CONFERENCE	0- 1	0- 0	0- 0				
0- 1	0- 0	0- 0	HOME	0- 1	0- 0	0- 0				
0- 0	0- 0	0- 0	AWAY	0- 0	0- 0	0- 0				
0- 0	0- 0	0- 0	NEUTRAL	0- 0	0- 0	0- 0				

RPI 1-25				RPI 26-50				RPI 51-100				RPI 101+ Team's RPI: 268					
RPI	S	Opponent	Score	RPI	S	Opponent	Score	RPI	S	Opponent	Score	RPI	S	Opponent	Score		
								86	H	CSU Bakersfield	54	59	107	A	California	53	72
													140	H	North Dakota	76	78
													149	A	Montana	67	72
													160	A	Portland	41	73
													161	H	Southern Utah	69	65
													192	A	Portland St.	46	69
													224	H	Cal St. Fullerton	70	80
													242	H	UNLV	53	51
													281	H	UC Santa Barbara	58	57
LAST 10 Division I																	
				281	H	UC Santa Barbara	58	57	86	H	CSU Bakersfield	54	59				
				242	H	UNLV	53	51	107	A	California	53	72				
				160	A	Portland	41	73	149	A	Montana	67	72				
				192	A	Portland St.	46	69	161	H	Southern Utah	69	65				
				224	H	Cal St. Fullerton	70	80	140	H	North Dakota	76	78				

Non-Div I Games: Benedictine Mesa 72 53 Whittier 77 41

Grand Canyon

■ Loss,
 ■ Non-Conf,
 ■ S Site,
 ■ H Home
 ■ A Away
 N Neutral

Average RPI Win:	176	WON-LOST	WINNING	LAST 10	STRENGTH OF	OPP. STRENGTH	TEAM	ADJ.	CONF.	ADJ CONF.
Average RPI Loss:	80	RECORD	PCT. RANK	GAMES	SCHEDULE	OF SCHEDULE	RPI	RPI	RPI	RPI
DIV. I ONLY	7- 8	185	4-6	86	45	142	142	18	18	
DIV. I NON-CONF.	5- 7	205	2-5	50	22	113	113	18	18	
TOTALS	RPI 1-25	RPI 26-50	W-L RECORDS	RPI 51-100	RPI 101-150	RPI 150+				
7- 8	0- 2	1- 2	OVERALL	1- 2	0- 1	5- 1				
3- 5	0- 1	0- 2	HOME	0- 1	0- 1	3- 0				
2- 2	0- 0	1- 0	AWAY	0- 1	0- 0	1- 1				
2- 1	0- 1	0- 0	NEUTRAL	1- 0	0- 0	1- 0				
5- 7	0- 2	1- 2	NON-CONFERENCE	1- 2	0- 0	3- 1				
1- 4	0- 1	0- 2	HOME	0- 1	0- 0	1- 0				
2- 2	0- 0	1- 0	AWAY	0- 1	0- 0	1- 1				
2- 1	0- 1	0- 0	NEUTRAL	1- 0	0- 0	1- 0				
2- 1	0- 0	0- 0	CONFERENCE	0- 0	0- 1	2- 0				
2- 1	0- 0	0- 0	HOME	0- 0	0- 1	2- 0				
0- 0	0- 0	0- 0	AWAY	0- 0	0- 0	0- 0				
0- 0	0- 0	0- 0	NEUTRAL	0- 0	0- 0	0- 0				

RPI S	Opponent	Score	RPI S	Opponent	Score	RPI S	Opponent	Score	RPI S	Opponent	Score	Team's RPI: 142
10 H	DePaul	65 76	34 H	South Dakota	60 66	56 N	Syracuse	79 73	124 H	Wright St.	58 70	
14 N	Mississippi St.	58 83	36 H	Marquette	47 60	70 A	Marist	60 72	158 N	Bowling Green	73 54	
			41 A	Central Mich.	111 105	99 H	South Dakota St.	55 60	172 H	Missouri	72 64	
									218 H	Northern Ky.	65 44	
									239 H	Milwaukee	61 48	
									252 A	Maine	60 61	
									345 A	Chicago St.	102 46	
LAST 10 Division I												
218 H	Northern Ky.	65 44	239 H	Milwaukee	61 48							
99 H	South Dakota St.	55 60	124 H	Wright St.	58 70							
70 A	Marist	60 72	56 N	Syracuse	79 73							
252 A	Maine	60 61	14 N	Mississippi St.	58 83							
10 H	DePaul	65 76	158 N	Bowling Green	73 54							

Non-Div I Games:

Green Bay

■ Loss,
■ Non-Conf, S Site,
■ Home
■ Away
N Neutral

Average RPI Win:	178	WON-LOST	WINNING	LAST 10	STRENGTH OF	OPP. STRENGTH	TEAM	ADJ.	CONF.	ADJ CONF.
Average RPI Loss:	142	RECORD	PCT. RANK	GAMES	SCHEDULE	OF SCHEDULE	RPI	RPI	RPI	RPI
DIV. I ONLY	6- 6	168	4-6	146	216	156	156	27	27	
DIV. I NON-CONF.	4- 5	195	2-5	162	89	162	162	27	27	
TOTALS	RPI 1-25	RPI 26-50	W-L RECORDS	RPI 51-100	RPI 101-150	RPI 150+				
6- 6	0- 0	0- 1	OVERALL	1- 1	1- 1	4- 3				
2- 3	0- 0	0- 0	HOME	0- 0	0- 1	2- 2				
2- 3	0- 0	0- 1	AWAY	1- 1	0- 0	1- 1				
2- 0	0- 0	0- 0	NEUTRAL	0- 0	1- 0	1- 0				
4- 5	0- 0	0- 1	NON-CONFERENCE	1- 1	1- 1	2- 2				
0- 3	0- 0	0- 0	HOME	0- 0	0- 1	0- 2				
2- 2	0- 0	0- 1	AWAY	1- 1	0- 0	1- 0				
2- 0	0- 0	0- 0	NEUTRAL	0- 0	1- 0	1- 0				
2- 1	0- 0	0- 0	CONFERENCE	0- 0	0- 0	2- 1				
2- 0	0- 0	0- 0	HOME	0- 0	0- 0	2- 0				
0- 1	0- 0	0- 0	AWAY	0- 0	0- 0	0- 1				
0- 0	0- 0	0- 0	NEUTRAL	0- 0	0- 0	0- 0				

RPI S	Opponent	Score	RPI S	Opponent	Score	RPI S	Opponent	Score	RPI S	Opponent	Score	Team's RPI: 156
			50 A	Old Dominion	38 75	79 A	Alabama	64 61	101 N	Richmond	69 65	
						87 A	Furman	65 70	111 H	Liberty	59 83	
									169 H	Fla. Atlantic	63 64	
									179 H	Norfolk St.	56 77	
									207 H	Gardner-Webb	63 58	
									221 A	Chattanooga	84 55	
									222 N	Mt. St. Mary's	68 60	
									237 H	UNC Asheville	68 59	
									256 A	Winthrop	66 72	
LAST 10 Division I												
			256 A	Winthrop	66 72	207 H	Gardner-Webb	63 58				
			101 N	Richmond	69 65	237 H	UNC Asheville	68 59				
			50 A	Old Dominion	38 75	179 H	Norfolk St.	56 77				
			222 N	Mt. St. Mary's	68 60	87 A	Furman	65 70				
			111 H	Liberty	59 83	169 H	Fla. Atlantic	63 64				

Non-Div I Games:

Hampton

■ Loss,
 ■ Non-Conf,
 S Site,
 ■ Home
 ■ Away
 N Neutral

Average RPI Win:	0	WON-LOST	WINNING	LAST 10	STRENGTH OF	OPP. STRENGTH	TEAM	ADJ.	CONF.	ADJ CONF.
Average RPI Loss:	191	RECORD	PCT. RANK	GAMES	SCHEDULE	OF SCHEDULE	RPI	RPI	RPI	RPI
DIV. I ONLY	0- 15	343	0-10	232	300	341	341	29	29	
DIV. I NON-CONF.	0- 13	338	0-8	167	308	332	332	29	29	
TOTALS	RPI 1-25	RPI 26-50	W-L RECORDS	RPI 51-100	RPI 101-150	RPI 150+				
0- 15	0- 1	0- 0	OVERALL	0- 2	0- 4	0- 8				
0- 6	0- 0	0- 0	HOME	0- 0	0- 1	0- 5				
0- 9	0- 1	0- 0	AWAY	0- 2	0- 3	0- 3				
0- 0	0- 0	0- 0	NEUTRAL	0- 0	0- 0	0- 0				
0- 13	0- 1	0- 0	NON-CONFERENCE	0- 2	0- 4	0- 6				
0- 6	0- 0	0- 0	HOME	0- 0	0- 1	0- 5				
0- 7	0- 1	0- 0	AWAY	0- 2	0- 3	0- 1				
0- 0	0- 0	0- 0	NEUTRAL	0- 0	0- 0	0- 0				
0- 2	0- 0	0- 0	CONFERENCE	0- 0	0- 0	0- 2				
0- 0	0- 0	0- 0	HOME	0- 0	0- 0	0- 0				
0- 2	0- 0	0- 0	AWAY	0- 0	0- 0	0- 2				
0- 0	0- 0	0- 0	NEUTRAL	0- 0	0- 0	0- 0				

RPI	S	Opponent	Score	RPI	S	Opponent	Score	RPI	S	Opponent	Score	RPI	S	Opponent	Score	Team's RPI: 341
19	A	Princeton	42 73					84	A	Penn	46 74	119	H	Providence	57 75	
								89	A	Michigan St.	34 79	125	A	Harvard	44 53	
												127	A	William & Mary	44 61	
												136	A	Massachusetts	48 74	
												196	A	Northeastern	47 60	
												210	H	Rhode Island	56 68	
												216	H	Quinnipiac	50 87	
												252	A	Maine	73 87	
												315	A	New Hampshire	71 72	
												316	H	NJIT	52 61	
												329	H	Hofstra	41 43	
												336	H	Central Conn. St.	54 61	
LAST 10 Division I																
216	H	Quinnipiac	50 87	315	A	New Hampshire	71 72									
336	H	Central Conn. St.	54 61	252	A	Maine	73 87									
196	A	Northeastern	47 60	84	A	Penn	46 74									
19	A	Princeton	42 73	127	A	William & Mary	44 61									
316	H	NJIT	52 61	89	A	Michigan St.	34 79									

Non-Div I Games:

Hartford

Loss,
Non-Conf, S Site,
H Home
A Away
N Neutral

Average RPI Win:	218	WON-LOST	WINNING	LAST 10	STRENGTH OF	OPP. STRENGTH	TEAM	ADJ.	CONF.	ADJ CONF.
Average RPI Loss:	138	RECORD	PCT. RANK	GAMES	SCHEDULE	OF SCHEDULE	RPI	RPI	RPI	RPI
DIV. I ONLY	9- 4	72	6-4	271	115	125	125	9	9	
DIV. I NON-CONF.	9- 4	84	6-4	272	129	124	124	9	9	
TOTALS	RPI 1-25	RPI 26-50	W-L RECORDS	RPI 51-100	RPI 101-150	RPI 150+				
9- 4	0- 0	0- 1	OVERALL	0- 0	1- 1	8- 2				
4- 1	0- 0	0- 0	HOME	0- 0	1- 0	3- 1				
5- 2	0- 0	0- 1	AWAY	0- 0	0- 0	5- 1				
0- 1	0- 0	0- 0	NEUTRAL	0- 0	0- 1	0- 0				
9- 4	0- 0	0- 1	NON-CONFERENCE	0- 0	1- 1	8- 2				
4- 1	0- 0	0- 0	HOME	0- 0	1- 0	3- 1				
5- 2	0- 0	0- 1	AWAY	0- 0	0- 0	5- 1				
0- 1	0- 0	0- 0	NEUTRAL	0- 0	0- 1	0- 0				
0- 0	0- 0	0- 0	CONFERENCE	0- 0	0- 0	0- 0				
0- 0	0- 0	0- 0	HOME	0- 0	0- 0	0- 0				
0- 0	0- 0	0- 0	AWAY	0- 0	0- 0	0- 0				
0- 0	0- 0	0- 0	NEUTRAL	0- 0	0- 0	0- 0				

RPI S	Opponent	Score	RPI S	Opponent	Score	RPI S	Opponent	Score	RPI S	Opponent	Score	Team's RPI: 125
			40 A	Rutgers	46 74				107 H	California	56 53	
									120 N	Saint Joseph's	39 63	
									164 A	Northern Ill.	59 53	
									169 A	Fla. Atlantic	65 51	
									194 A	La Salle	69 75	
									196 H	Northeastern	44 46	
									200 A	Boston U.	66 39	
									210 H	Rhode Island	61 58	
									216 A	Quinnipiac	77 68	
									252 A	Maine	69 40	
									304 H	Siena	68 51	
									341 H	Hartford	53 44	
LAST 10 Division I												
120 N	Saint Joseph's	39 63	210 H	Rhode Island	61 58							
252 A	Maine	69 40	169 A	Fla. Atlantic	65 51							
196 H	Northeastern	44 46	341 H	Hartford	53 44							
216 A	Quinnipiac	77 68	40 A	Rutgers	46 74							
200 A	Boston U.	66 39	194 A	La Salle	69 75							

Non-Div I Games:

Harvard

■ Loss,
 ■ Non-Conf,
 S Site,
 ■ Home
 ■ Away
 N Neutral

Average RPI Win:	210	WON-LOST	WINNING	LAST 10	STRENGTH OF	OPP. STRENGTH	TEAM	ADJ.	CONF.	ADJ CONF.
Average RPI Loss:	118	RECORD	PCT. RANK	GAMES	SCHEDULE	OF SCHEDULE	RPI	RPI	RPI	RPI
DIV. I ONLY	5- 7	214	4-6	54	215	150	150	26	26	
DIV. I NON-CONF.	5- 7	205	4-6	56	214	153	153	26	26	
TOTALS	RPI 1-25	RPI 26-50	W-L RECORDS	RPI 51-100	RPI 101-150	RPI 150+				
5- 7	0- 2	0- 0	OVERALL	2- 2	0- 1	3- 2				
3- 4	0- 1	0- 0	HOME	1- 2	0- 0	2- 1				
2- 3	0- 1	0- 0	AWAY	1- 0	0- 1	1- 1				
0- 0	0- 0	0- 0	NEUTRAL	0- 0	0- 0	0- 0				
5- 7	0- 2	0- 0	NON-CONFERENCE	2- 2	0- 1	3- 2				
3- 4	0- 1	0- 0	HOME	1- 2	0- 0	2- 1				
2- 3	0- 1	0- 0	AWAY	1- 0	0- 1	1- 1				
0- 0	0- 0	0- 0	NEUTRAL	0- 0	0- 0	0- 0				
0- 0	0- 0	0- 0	CONFERENCE	0- 0	0- 0	0- 0				
0- 0	0- 0	0- 0	HOME	0- 0	0- 0	0- 0				
0- 0	0- 0	0- 0	AWAY	0- 0	0- 0	0- 0				
0- 0	0- 0	0- 0	NEUTRAL	0- 0	0- 0	0- 0				

RPI 1-25				RPI 26-50				RPI 51-100				RPI 101+ Team's RPI: 150			
RPI	S	Opponent	Score	RPI	S	Opponent	Score	RPI	S	Opponent	Score	RPI	S	Opponent	Score
5	A	Oregon St.	32 64					65	A	Washington	62 50	128	A	Idaho	52 67
17	H	NC State	59 68					72	H	Texas Southern	57 74	232	H	North Texas	60 66
								84	H	Penn	55 70	257	A	Pepperdine	52 51
								90	H	Texas	73 60	285	A	LMU (CA)	51 65
												299	H	San Diego St.	61 58
												337	H	UTSA	62 50
LAST 10 Division I															
65	A	Washington	62 50	84	H	Penn	55 70								
5	A	Oregon St.	32 64	128	A	Idaho	52 67								
90	H	Texas	73 60	72	H	Texas Southern	57 74								
17	H	NC State	59 68	337	H	UTSA	62 50								
232	H	North Texas	60 66	257	A	Pepperdine	52 51								

Non-Div I Games: Hope Int'l 86 49

Hawaii

■ Loss,
 ■ Non-Conf, S Site,
 ■ Home
 ■ Away
 N Neutral

RPI 1-25				RPI 26-50				RPI 51-100				RPI 101+				Team's RPI: 290	
RPI	S	Opponent	Score	RPI	S	Opponent	Score	RPI	S	Opponent	Score	RPI	S	Opponent	Score		
				38	A	Duke	57 93					110	A	UNC Greensboro	70 82		
												122	H	Davidson	63 73		
												155	A	Butler	52 74		
												174	A	American	48 56		
												179	A	Norfolk St.	58 72		
												217	A	Campbell	36 73		
												231	H	ETSU	80 62		
												235	H	Col. of Charleston	70 79		
												256	A	Winthrop	63 69		
												318	A	N.C. Central	78 58		
												324	H	USC Upstate	85 46		
LAST 10 Division I																	
				217	A	Campbell	36 73	324	H	USC Upstate	85 46						
				110	A	UNC Greensboro	70 82	256	A	Winthrop	63 69						
				155	A	Butler	52 74	179	A	Norfolk St.	58 72						
				122	H	Davidson	63 73	174	A	American	48 56						
				318	A	N.C. Central	78 58	231	H	ETSU	80 62						

High Point

Page 110

Average RPI Win:	286	WON-LOST	WINNING	LAST 10	STRENGTH OF	OPP. STRENGTH	TEAM	ADJ.	CONF.	ADJ CONF.
Average RPI Loss:	194	RECORD	PCT. RANK	GAMES	SCHEDULE	OF SCHEDULE	RPI	RPI	RPI	RPI
DIV. I ONLY	3- 9	281	2-8	314	312	329	329	14	14	
DIV. I NON-CONF.	3- 8	268	2-7	309	325	329	329	14	14	
TOTALS	RPI 1-25	RPI 26-50	W-L RECORDS	RPI 51-100	RPI 101-150	RPI 150+				
3- 9	0- 0	0- 0	OVERALL	0- 1	0- 1	3- 7				
2- 3	0- 0	0- 0	HOME	0- 1	0- 0	2- 2				
1- 4	0- 0	0- 0	AWAY	0- 0	0- 0	1- 4				
0- 2	0- 0	0- 0	NEUTRAL	0- 0	0- 1	0- 1				
3- 8	0- 0	0- 0	NON-CONFERENCE	0- 1	0- 1	3- 6				
2- 3	0- 0	0- 0	HOME	0- 1	0- 0	2- 2				
1- 3	0- 0	0- 0	AWAY	0- 0	0- 0	1- 3				
0- 2	0- 0	0- 0	NEUTRAL	0- 0	0- 1	0- 1				
0- 1	0- 0	0- 0	CONFERENCE	0- 0	0- 0	0- 1				
0- 0	0- 0	0- 0	HOME	0- 0	0- 0	0- 0				
0- 1	0- 0	0- 0	AWAY	0- 0	0- 0	0- 1				
0- 0	0- 0	0- 0	NEUTRAL	0- 0	0- 0	0- 0				

RPI S	Opponent	Score	RPI S	Opponent	Score	RPI S	Opponent	Score	RPI S	Opponent	Score	Team's RPI: 329
						92	H Stony Brook	38 81	116	N Houston	44 54	
									154	N Samford	45 65	
									170	H Cleveland St.	51 61	
									178	H Howard	64 73	
									196	A Northeastern	51 74	
									217	H Campbell	58 55	
									225	A Sacred Heart	44 71	
									271	A Fairfield	64 73	
									300	H Morgan St.	51 39	
									341	A Hartford	43 41	
									347	A LIU Brooklyn	46 85	
LAST 10 Division I												
			116	N Houston	44 54		196	A Northeastern	51 74			
			217	H Campbell	58 55		154	N Samford	45 65			
			271	A Fairfield	64 73		178	H Howard	64 73			
			300	H Morgan St.	51 39		170	H Cleveland St.	51 61			
			347	A LIU Brooklyn	46 85		92	H Stony Brook	38 81			

Non-Div I Games:

Hofstra

■ Loss,
 ■ Non-Conf, S Site,
 ■ Home
 ■ Away
 N Neutral

Holy Cross

Through Games Of Jan. 5, 2020

Average RPI Win:	236	WON-LOST	WINNING	LAST 10	STRENGTH OF	OPP. STRENGTH	TEAM	ADJ.	CONF.	ADJ CONF.
Average RPI Loss:	143	RECORD	PCT. RANK	GAMES	SCHEDULE	OF SCHEDULE	RPI	RPI	RPI	RPI
DIV. I ONLY	9- 4	72	7-3	258	237	103	103	15	15	
DIV. I NON-CONF.	7- 4	100	5-3	221	240	109	109	13	13	
TOTALS	RPI 1-25	RPI 26-50	W-L RECORDS	RPI 51-100	RPI 101-150	RPI 150+				
9- 4	0- 0	0- 0	OVERALL	1- 1	0- 2	8- 1				
4- 0	0- 0	0- 0	HOME	1- 0	0- 0	3- 0				
5- 4	0- 0	0- 0	AWAY	0- 1	0- 2	5- 1				
0- 0	0- 0	0- 0	NEUTRAL	0- 0	0- 0	0- 0				
7- 4	0- 0	0- 0	NON-CONFERENCE	1- 1	0- 2	6- 1				
4- 0	0- 0	0- 0	HOME	1- 0	0- 0	3- 0				
3- 4	0- 0	0- 0	AWAY	0- 1	0- 2	3- 1				
0- 0	0- 0	0- 0	NEUTRAL	0- 0	0- 0	0- 0				
2- 0	0- 0	0- 0	CONFERENCE	0- 0	0- 0	2- 0				
0- 0	0- 0	0- 0	HOME	0- 0	0- 0	0- 0				
2- 0	0- 0	0- 0	AWAY	0- 0	0- 0	2- 0				
0- 0	0- 0	0- 0	NEUTRAL	0- 0	0- 0	0- 0				

RPI S	Opponent	Score	RPI S	Opponent	Score	RPI S	Opponent	Score	RPI S	Opponent	Score
						81	A North Florida	60 80	136	A Massachusetts	72 75
						96	H Boston College	80 71	143	A Illinois	75 78
									186	A Stetson	75 63
									190	H Merrimack	68 42
									210	A Rhode Island	58 73
									225	A Sacred Heart	65 52
									259	A Brown	83 71
									261	A Loyola Maryland	64 56
									274	A Navy	58 49
									314	H Bryant	87 75
									315	H New Hampshire	82 61
LAST 10 Division I											
186	A Stetson	75 63	274	A Navy	58 49						
81	A North Florida	60 80	261	A Loyola Maryland	64 56						
315	H New Hampshire	82 61	210	A Rhode Island	58 73						
225	A Sacred Heart	65 52	259	A Brown	83 71						
136	A Massachusetts	72 75	190	H Merrimack	68 42						

Non-Div I Games:

Holy Cross

Loss, Non-Conf, S Site, H Home A Away N Neutral

Average RPI Win:	219	WON-LOST	WINNING	LAST 10	STRENGTH OF	OPP. STRENGTH	TEAM	ADJ.	CONF.	ADJ CONF.
Average RPI Loss:	89	RECORD	PCT. RANK	GAMES	SCHEDULE	OF SCHEDULE	RPI	RPI	RPI	RPI
DIV. I ONLY	8- 7	162	5-5	60	159	116	116	8	8	
DIV. I NON-CONF.	7- 7	163	4-5	75	155	127	127	8	8	
TOTALS	RPI 1-25	RPI 26-50	W-L RECORDS	RPI 51-100	RPI 101-150	RPI 150+				
8- 7	0- 1	0- 2	OVERALL	1- 1	0- 1	7- 2				
6- 1	0- 0	0- 1	HOME	1- 0	0- 0	5- 0				
0- 4	0- 1	0- 1	AWAY	0- 0	0- 1	0- 1				
2- 2	0- 0	0- 0	NEUTRAL	0- 1	0- 0	2- 1				
7- 7	0- 1	0- 2	NON-CONFERENCE	1- 1	0- 1	6- 2				
5- 1	0- 0	0- 1	HOME	1- 0	0- 0	4- 0				
0- 4	0- 1	0- 1	AWAY	0- 0	0- 1	0- 1				
2- 2	0- 0	0- 0	NEUTRAL	0- 1	0- 0	2- 1				
1- 0	0- 0	0- 0	CONFERENCE	0- 0	0- 0	1- 0				
1- 0	0- 0	0- 0	HOME	0- 0	0- 0	1- 0				
0- 0	0- 0	0- 0	AWAY	0- 0	0- 0	0- 0				
0- 0	0- 0	0- 0	NEUTRAL	0- 0	0- 0	0- 0				

RPI 1-25				RPI 26-50				RPI 51-100				RPI 101+ Team's RPI: 116			
RPI	S	Opponent	Score	RPI	S	Opponent	Score	RPI	S	Opponent	Score	RPI	S	Opponent	Score
9	A	Texas A&M	43 72	27	A	Georgia Tech	38 69	55	H	Oklahoma	85 69	130	A	Fordham	54 63
				39	H	FGCU	45 57	56	N	Syracuse	62 87	152	H	Southern Miss.	75 60
												162	H	Memphis	75 65
												180	N	San Francisco	57 80
												183	A	New Mexico	71 81
												215	H	Louisiana Tech	67 53
												229	H	Southeastern La.	78 65
												295	N	California Baptist	96 75
												311	H	Houston Baptist	82 60
												329	N	Hofstra	54 44
LAST 10 Division I															
329	N	Hofstra	54 44	162	H	Memphis	75 65								
152	H	Southern Miss.	75 60	130	A	Fordham	54 63								
9	A	Texas A&M	43 72	180	N	San Francisco	57 80								
215	H	Louisiana Tech	67 53	295	N	California Baptist	96 75								
39	H	FGCU	45 57	56	N	Syracuse	62 87								

Non-Div I Games:

Houston

■ Loss,
 ■ Non-Conf,
 S Site,
 ■ Home
 ■ Away
 N Neutral

Houston Baptist

Through Games Of Jan. 5, 2020

Average RPI Win:	306	WON-LOST	WINNING	LAST 10	STRENGTH OF	OPP. STRENGTH	TEAM	ADJ.	CONF.	ADJ CONF.
Average RPI Loss:	192	RECORD	PCT. RANK	GAMES	SCHEDULE	OF SCHEDULE	RPI	RPI	RPI	RPI
DIV. I ONLY	2- 9	311	2-8	257	332	311	311	25	25	
DIV. I NON-CONF.	2- 5	259	2-4	174	315	210	210	23	23	
TOTALS	RPI 1-25	RPI 26-50	W-L RECORDS	RPI 51-100	RPI 101-150	RPI 150+				
2- 9	0- 0	0- 1	OVERALL	0- 0	0- 1	2- 7				
0- 3	0- 0	0- 0	HOME	0- 0	0- 0	0- 3				
2- 6	0- 0	0- 1	AWAY	0- 0	0- 1	2- 4				
0- 0	0- 0	0- 0	NEUTRAL	0- 0	0- 0	0- 0				
2- 5	0- 0	0- 1	NON-CONFERENCE	0- 0	0- 1	2- 3				
0- 1	0- 0	0- 0	HOME	0- 0	0- 0	0- 1				
2- 4	0- 0	0- 1	AWAY	0- 0	0- 1	2- 2				
0- 0	0- 0	0- 0	NEUTRAL	0- 0	0- 0	0- 0				
0- 4	0- 0	0- 0	CONFERENCE	0- 0	0- 0	0- 4				
0- 2	0- 0	0- 0	HOME	0- 0	0- 0	0- 2				
0- 2	0- 0	0- 0	AWAY	0- 0	0- 0	0- 2				
0- 0	0- 0	0- 0	NEUTRAL	0- 0	0- 0	0- 0				

RPI 1-25			RPI 26-50			RPI 51-100			RPI 101+			Team's RPI: 311
RPI	S	Opponent	Score	RPI	S	Opponent	Score	RPI	S	Opponent	Score	
				37	A	Baylor	42 112					
								116	A	Houston	60 82	
								153	A	Wichita St.	42 59	
								176	H	SFA	42 59	
								203	A	Texas Tech	51 59	
								229	H	Southeastern La.	59 69	
								236	A	Central Ark.	39 63	
								247	H	Northern Ariz.	62 79	
								261	A	Oral Roberts	74 73	
								335	A	Northwestern St.	60 69	
								350	A	La.-Monroe	72 65	
LAST 10 Division I												
229	H	Southeastern La.	59 69	335	A	Northwestern St.	60 69					
176	H	SFA	42 59	236	A	Central Ark.	39 63					
203	A	Texas Tech	51 59	153	A	Wichita St.	42 59					
350	A	La.-Monroe	72 65	261	A	Oral Roberts	74 73					
247	H	Northern Ariz.	62 79	116	A	Houston	60 82					

Non-Div I Games: LSU-Shreveport 67 44 Paul Quinn 63 34

Houston Baptist

Loss, Non-Conf, S Site, H Home A Away N Neutral

Average RPI Win:	278	WON-LOST	WINNING	LAST 10	STRENGTH OF	OPP. STRENGTH	TEAM	ADJ.	CONF.	ADJ CONF.
Average RPI Loss:	109	RECORD	PCT. RANK	GAMES	SCHEDULE	OF SCHEDULE	RPI	RPI	RPI	RPI
DIV. I ONLY	9- 5	95	7-3	310	238	178	178	31	31	
DIV. I NON-CONF.	8- 5	117	6-3	290	258	175	175	31	31	
TOTALS	RPI 1-25	RPI 26-50	W-L RECORDS	RPI 51-100	RPI 101-150	RPI 150+				
9- 5	0- 0	0- 0	OVERALL	0- 3	0- 1	9- 1				
3- 1	0- 0	0- 0	HOME	0- 0	0- 0	3- 1				
6- 2	0- 0	0- 0	AWAY	0- 1	0- 1	6- 0				
0- 2	0- 0	0- 0	NEUTRAL	0- 2	0- 0	0- 0				
8- 5	0- 0	0- 0	NON-CONFERENCE	0- 3	0- 1	8- 1				
3- 1	0- 0	0- 0	HOME	0- 0	0- 0	3- 1				
5- 2	0- 0	0- 0	AWAY	0- 1	0- 1	5- 0				
0- 2	0- 0	0- 0	NEUTRAL	0- 2	0- 0	0- 0				
1- 0	0- 0	0- 0	CONFERENCE	0- 0	0- 0	1- 0				
0- 0	0- 0	0- 0	HOME	0- 0	0- 0	0- 0				
1- 0	0- 0	0- 0	AWAY	0- 0	0- 0	1- 0				
0- 0	0- 0	0- 0	NEUTRAL	0- 0	0- 0	0- 0				

RPI S	Opponent	Score	RPI S	Opponent	Score	RPI S	Opponent	Score	RPI S	Opponent	Score	Team's RPI: 178
						65 N	Washington	58 75	109 A	South Fla.	53 82	
						82 N	Bucknell	60 70	159 A	George Mason	86 75	
						93 A	Tennessee	38 88	194 H	La Salle	62 78	
									228 A	East Carolina	67 51	
									255 H	Niagara	91 42	
									261 A	Loyola Maryland	75 69	
									289 A	UMES	79 58	
									309 A	UMBC	72 61	
									329 A	Hofstra	73 64	
									331 H	Saint Peter's	92 80	
									338 H	Fairleigh Dickinson	64 56	
LAST 10 Division I												
			159 A	George Mason	86 75		289 A	UMES	79 58			
			228 A	East Carolina	67 51		93 A	Tennessee	38 88			
			255 H	Niagara	91 42		82 N	Bucknell	60 70			
			338 H	Fairleigh Dickinson	64 56		329 A	Hofstra	73 64			
			65 N	Washington	58 75		261 A	Loyola Maryland	75 69			

Non-Div I Games:

Howard

Average RPI Win:	170	WON-LOST	WINNING	LAST 10	STRENGTH OF	OPP. STRENGTH	TEAM	ADJ.	CONF.	ADJ CONF.
Average RPI Loss:	97	RECORD	PCT. RANK	GAMES	SCHEDULE	OF SCHEDULE	RPI	RPI	RPI	RPI
DIV. I ONLY	8- 6	129	6-4	84	158	77	77	18	18	
DIV. I NON-CONF.	5- 5	163	3-3	41	41	65	65	18	18	
TOTALS	RPI 1-25	RPI 26-50	W-L RECORDS	RPI 51-100	RPI 101-150	RPI 150+				
8- 6	0- 0	0- 2	OVERALL	3- 1	1- 1	4- 2				
5- 0	0- 0	0- 0	HOME	2- 0	0- 0	3- 0				
1- 6	0- 0	0- 2	AWAY	0- 1	0- 1	1- 2				
2- 0	0- 0	0- 0	NEUTRAL	1- 0	1- 0	0- 0				
5- 5	0- 0	0- 2	NON-CONFERENCE	3- 1	1- 1	1- 1				
3- 0	0- 0	0- 0	HOME	2- 0	0- 0	1- 0				
0- 5	0- 0	0- 2	AWAY	0- 1	0- 1	0- 1				
2- 0	0- 0	0- 0	NEUTRAL	1- 0	1- 0	0- 0				
3- 1	0- 0	0- 0	CONFERENCE	0- 0	0- 0	3- 1				
2- 0	0- 0	0- 0	HOME	0- 0	0- 0	2- 0				
1- 1	0- 0	0- 0	AWAY	0- 0	0- 0	1- 1				
0- 0	0- 0	0- 0	NEUTRAL	0- 0	0- 0	0- 0				

RPI 1-25				RPI 26-50				RPI 51-100				Team's RPI: 77	RPI 101+			
RPI	S	Opponent	Score	RPI	S	Opponent	Score	RPI	S	Opponent	Score		RPI	S	Opponent	Score
				33	A	Miami (FL)	65 74	60	H	Southern Ill.	81 78		102	A	Ohio	64 70
				43	A	UNI	50 51	66	A	UT Martin	51 57		104	N	Elon	59 53
								67	N	St. John's (NY)	85 78		155	A	Butler	61 64
								87	H	Ball St.	65 48		170	A	Cleveland St.	78 53
													182	A	Youngstown St.	73 75
													251	H	Eastern Ky.	72 42
													297	H	Oakland	76 41
													321	H	Detroit Mercy	82 45
LAST 10 Division I																
				170	A	Cleveland St.	78 53	321	H	Detroit Mercy	82 45					
				182	A	Youngstown St.	73 75	297	H	Oakland	76 41					
				251	H	Eastern Ky.	72 42	104	N	Elon	59 53					
				43	A	UNI	50 51	67	N	St. John's (NY)	85 78					
				102	A	Ohio	64 70	66	A	UT Martin	51 57					

Non-Div I Games: Ind.-Northwest 103 45

IUPUI

■ Loss,
 ■ Non-Conf,
 ■ S Site,
 ■ H Home
 ■ A Away
 N Neutral

Idaho

Through Games Of Jan. 5, 2020

Average RPI Win:	241	WON-LOST	WINNING	LAST 10	STRENGTH OF	OPP. STRENGTH	TEAM	ADJ.	CONF.	ADJ CONF.
Average RPI Loss:	111	RECORD	PCT. RANK	GAMES	SCHEDULE	OF SCHEDULE	RPI	RPI	RPI	RPI
DIV. I ONLY	7- 5	123	6-4	189	207	128	128	21	21	
DIV. I NON-CONF.	5- 4	140	4-3	126	127	93	93	19	19	
TOTALS	RPI 1-25	RPI 26-50	W-L RECORDS	RPI 51-100	RPI 101-150	RPI 150+				
7- 5	0- 0	0- 2	OVERALL	0- 0	1- 1	6- 2				
4- 0	0- 0	0- 0	HOME	0- 0	1- 0	3- 0				
3- 3	0- 0	0- 1	AWAY	0- 0	0- 1	3- 1				
0- 2	0- 0	0- 1	NEUTRAL	0- 0	0- 0	0- 1				
5- 4	0- 0	0- 2	NON-CONFERENCE	0- 0	1- 1	4- 1				
2- 0	0- 0	0- 0	HOME	0- 0	1- 0	1- 0				
3- 2	0- 0	0- 1	AWAY	0- 0	0- 1	3- 0				
0- 2	0- 0	0- 1	NEUTRAL	0- 0	0- 0	0- 1				
2- 1	0- 0	0- 0	CONFERENCE	0- 0	0- 0	2- 1				
2- 0	0- 0	0- 0	HOME	0- 0	0- 0	2- 0				
0- 1	0- 0	0- 0	AWAY	0- 0	0- 0	0- 1				
0- 0	0- 0	0- 0	NEUTRAL	0- 0	0- 0	0- 0				

RPI 1-25			RPI 26-50			RPI 51-100			RPI 101+			Team's RPI: 128
RPI	S	Opponent	Score	RPI	S	Opponent	Score	RPI	S	Opponent	Score	
				29	A	Oklahoma St.	47 62					
				50	N	Old Dominion	55 67					
LAST 10 Division I												
				273	H	Idaho St.	62 56					
				150	H	Hawaii	67 52					
				109	A	South Fla.	64 67					
				204	A	San Diego	65 32					
				50	N	Old Dominion	55 67					
				192	A	Portland St.	53 74					
				306	H	Weber St.	70 50					
				174	N	Lamar University	44 47					
				334	A	Seattle U	90 84					
				180	A	San Francisco	66 60					

Non-Div I Games:

Idaho

■ Loss,
 ■ Non-Conf,
 ■ S Site,
 ■ H Home
 ■ A Away
 N Neutral

Average RPI Win:	331	WON-LOST	WINNING	LAST 10	STRENGTH OF	OPP. STRENGTH	TEAM	ADJ.	CONF.	ADJ CONF.
Average RPI Loss:	133	RECORD	PCT. RANK	GAMES	SCHEDULE	OF SCHEDULE	RPI	RPI	RPI	RPI
DIV. I ONLY	4- 6	224	4-6	322	205	273	273	21	21	
DIV. I NON-CONF.	2- 5	259	2-5	242	188	267	267	19	19	
TOTALS	RPI 1-25	RPI 26-50	W-L RECORDS	RPI 51-100	RPI 101-150	RPI 150+				
4- 6	0- 0	0- 2	OVERALL	0- 1	0- 1	4- 2				
2- 1	0- 0	0- 0	HOME	0- 0	0- 0	2- 1				
2- 5	0- 0	0- 2	AWAY	0- 1	0- 1	2- 1				
0- 0	0- 0	0- 0	NEUTRAL	0- 0	0- 0	0- 0				
2- 5	0- 0	0- 2	NON-CONFERENCE	0- 1	0- 0	2- 2				
1- 1	0- 0	0- 0	HOME	0- 0	0- 0	1- 1				
1- 4	0- 0	0- 2	AWAY	0- 1	0- 0	1- 1				
0- 0	0- 0	0- 0	NEUTRAL	0- 0	0- 0	0- 0				
2- 1	0- 0	0- 0	CONFERENCE	0- 0	0- 1	2- 0				
1- 0	0- 0	0- 0	HOME	0- 0	0- 0	1- 0				
1- 1	0- 0	0- 0	AWAY	0- 0	0- 1	1- 0				
0- 0	0- 0	0- 0	NEUTRAL	0- 0	0- 0	0- 0				

RPI 1-25				RPI 26-50				RPI 51-100				RPI 101+				Team's RPI: 273	
RPI	S	Opponent	Score	RPI	S	Opponent	Score	RPI	S	Opponent	Score	RPI	S	Opponent	Score		
				29	A	Oklahoma St.	52 70	51	A	Arizona St.	69 74	128	A	Idaho	56 62		
				38	A	Duke	66 85					258	A	Utah St.	61 69		
												295	H	California Baptist	68 74		
												298	A	Eastern Wash.	67 47		
												334	H	Seattle U	73 48		
												343	A	Utah Valley	88 61		
												348	H	Sacramento St.	80 62		
LAST 10 Division I																	
				128	A	Idaho	56 62	348	H	Sacramento St.	80 62						
				258	A	Utah St.	61 69	298	A	Eastern Wash.	67 47						
				295	H	California Baptist	68 74	38	A	Duke	66 85						
				51	A	Arizona St.	69 74	29	A	Oklahoma St.	52 70						
				343	A	Utah Valley	88 61	334	H	Seattle U	73 48						

Non-Div I Games: Arizona Christian 93 36 Montana Tech 83 57

Idaho St.

■ Loss,
 ■ Non-Conf, S Site,
 ■ Home
 ■ Away
 N Neutral

Average RPI Win:	239	WON-LOST	WINNING	LAST 10	STRENGTH OF	OPP. STRENGTH	TEAM	ADJ.	CONF.	ADJ CONF.
Average RPI Loss:	56	RECORD	PCT. RANK	GAMES	SCHEDULE	OF SCHEDULE	RPI	RPI	RPI	RPI
DIV. I ONLY	9- 4	72	6-4	218	157	143	143	2	2	
DIV. I NON-CONF.	9- 2	40	6-2	302	243	141	141	3	3	
TOTALS	RPI 1-25	RPI 26-50	W-L RECORDS	RPI 51-100	RPI 101-150	RPI 150+				
9- 4	0- 2	0- 0	OVERALL	0- 1	2- 1	7- 0				
8- 2	0- 1	0- 0	HOME	0- 1	2- 0	6- 0				
1- 2	0- 1	0- 0	AWAY	0- 0	0- 1	1- 0				
0- 0	0- 0	0- 0	NEUTRAL	0- 0	0- 0	0- 0				
9- 2	0- 0	0- 0	NON-CONFERENCE	0- 1	2- 1	7- 0				
8- 1	0- 0	0- 0	HOME	0- 1	2- 0	6- 0				
1- 1	0- 0	0- 0	AWAY	0- 0	0- 1	1- 0				
0- 0	0- 0	0- 0	NEUTRAL	0- 0	0- 0	0- 0				
0- 2	0- 2	0- 0	CONFERENCE	0- 0	0- 0	0- 0				
0- 1	0- 1	0- 0	HOME	0- 0	0- 0	0- 0				
0- 1	0- 1	0- 0	AWAY	0- 0	0- 0	0- 0				
0- 0	0- 0	0- 0	NEUTRAL	0- 0	0- 0	0- 0				

RPI	S	Opponent	Score	RPI	S	Opponent	Score	RPI	S	Opponent	Score	RPI	S	Opponent	Score	Team's RPI: 143
13	A	Iowa	72 108					82	H	Illinois St.	58 74	103	H	Holy Cross	78 75	
22	H	Northwestern	50 77									108	A	North Carolina	60 85	
												141	H	Austin Peay	76 62	
												172	A	Missouri	58 51	
												190	H	Merrimack	75 72	
												267	H	Ark.-Pine Bluff	65 50	
												294	H	Presbyterian	71 52	
												314	H	Bryant	69 55	
												328	H	Evansville	59 44	
												345	H	Chicago St.	96 66	
LAST 10 Division I																
172	A	Missouri	58 51	13	A	Iowa	72 108									
328	H	Evansville	59 44	22	H	Northwestern	50 77									
190	H	Merrimack	75 72	314	H	Bryant	69 55									
108	A	North Carolina	60 85	267	H	Ark.-Pine Bluff	65 50									
294	H	Presbyterian	71 52	82	H	Illinois St.	58 74									

Non-Div I Games:

Illinois

Average RPI Win:	205	WON-LOST	WINNING	LAST 10	STRENGTH OF	OPP. STRENGTH	TEAM	ADJ.	CONF.	ADJ CONF.
Average RPI Loss:	83	RECORD	PCT. RANK	GAMES	SCHEDULE	OF SCHEDULE	RPI	RPI	RPI	RPI
DIV. I ONLY	9- 3	59	8-2	246	97	82	82	7	7	
DIV. I NON-CONF.	7- 3	80	6-2	158	96	62	62	7	7	
TOTALS	RPI 1-25	RPI 26-50	W-L RECORDS	RPI 51-100	RPI 101-150	RPI 150+				
9- 3	0- 0	0- 1	OVERALL	1- 1	2- 1	6- 0				
7- 0	0- 0	0- 0	HOME	1- 0	0- 0	6- 0				
2- 3	0- 0	0- 1	AWAY	0- 1	2- 1	0- 0				
0- 0	0- 0	0- 0	NEUTRAL	0- 0	0- 0	0- 0				
7- 3	0- 0	0- 1	NON-CONFERENCE	1- 1	2- 1	4- 0				
5- 0	0- 0	0- 0	HOME	1- 0	0- 0	4- 0				
2- 3	0- 0	0- 1	AWAY	0- 1	2- 1	0- 0				
0- 0	0- 0	0- 0	NEUTRAL	0- 0	0- 0	0- 0				
2- 0	0- 0	0- 0	CONFERENCE	0- 0	0- 0	2- 0				
2- 0	0- 0	0- 0	HOME	0- 0	0- 0	2- 0				
0- 0	0- 0	0- 0	AWAY	0- 0	0- 0	0- 0				
0- 0	0- 0	0- 0	NEUTRAL	0- 0	0- 0	0- 0				

RPI S	Opponent	Score	RPI S	Opponent	Score	RPI S	Opponent	Score	RPI S	Opponent	Score
			36 A	Marquette	41 58	66 H	UT Martin	70 47	140 A	North Dakota	66 58
						73 A	Saint Louis	56 61	141 A	Austin Peay	72 77
									143 A	Illinois	74 58
									164 H	Northern Ill.	69 66
									211 H	Jackson St.	77 55
									226 H	Western Ill.	78 65
									271 H	Indiana St.	83 69
									293 H	SIUE	74 53
									328 H	Evansville	81 58
LAST 10 Division I											
			141 A	Austin Peay	72 77	328 H	Evansville	81 58			
			211 H	Jackson St.	77 55	271 H	Indiana St.	83 69			
			293 H	SIUE	74 53	66 H	UT Martin	70 47			
			73 A	Saint Louis	56 61	140 A	North Dakota	66 58			
			226 H	Western Ill.	78 65	164 H	Northern Ill.	69 66			

Non-Div I Games: Truman 87 60

Illinois St.

Average RPI Win: 310		WON-LOST	WINNING	LAST 10	STRENGTH OF	OPP. STRENGTH	TEAM	ADJ.	CONF.	ADJ CONF.
Average RPI Loss: 236		RECORD	PCT. RANK	GAMES	SCHEDULE	OF SCHEDULE	RPI	RPI	RPI	RPI
DIV. I ONLY		1- 6	323	1-6	339	314	349	349	25	25
DIV. I NON-CONF.		0- 5	338	0-5	312	326	350	350	23	23
TOTALS	RPI 1-25		RPI 26-50		W-L RECORDS		RPI 51-100		RPI 101-150	RPI 150+
1- 6	0- 0		0- 0		OVERALL	0- 0		0- 1		1- 5
1- 2	0- 0		0- 0		HOME	0- 0		0- 0		1- 2
0- 4	0- 0		0- 0		AWAY	0- 0		0- 1		0- 3
0- 0	0- 0		0- 0		NEUTRAL	0- 0		0- 0		0- 0
0- 5	0- 0		0- 0		NON-CONFERENCE	0- 0		0- 1		0- 4
0- 1	0- 0		0- 0		HOME	0- 0		0- 0		0- 1
0- 4	0- 0		0- 0		AWAY	0- 0		0- 1		0- 3
0- 0	0- 0		0- 0		NEUTRAL	0- 0		0- 0		0- 0
1- 1	0- 0		0- 0		CONFERENCE	0- 0		0- 0		1- 1
1- 1	0- 0		0- 0		HOME	0- 0		0- 0		1- 1
0- 0	0- 0		0- 0		AWAY	0- 0		0- 0		0- 0
0- 0	0- 0		0- 0		NEUTRAL	0- 0		0- 0		0- 0

RPI 1-25				RPI 26-50				RPI 51-100				RPI 101+				Team's RPI: 349	
RPI	S	Opponent	Score	RPI	S	Opponent	Score	RPI	S	Opponent	Score	RPI	S	Opponent	Score		
												102	A	Ohio	41	78	
												202	A	Kansas St.	41	85	
												236	H	Central Ark.	37	47	
												238	A	Colorado St.	47	75	
												299	H	San Diego St.	48	57	
												310	H	Nicholls St.	53	51	
												337	A	UTSA	56	63	
LAST 10 Division I																	
				236	H	Central Ark.	37	47	310	H	Nicholls St.	53	51				
				202	A	Kansas St.	41	85	299	H	San Diego St.	48	57				
				238	A	Colorado St.	47	75									
				102	A	Ohio	41	78									
				337	A	UTSA	56	63									

[illegible]

■ Loss, ■ Non-Conf, S Site, H Home A Away N Neutral

Average RPI Win:	129	WON-LOST	WINNING	LAST 10	STRENGTH OF	OPP. STRENGTH	TEAM	ADJ.	CONF.	ADJ CONF.
Average RPI Loss:	22	RECORD	PCT. RANK	GAMES	SCHEDULE	OF SCHEDULE	RPI	RPI	RPI	RPI
DIV. I ONLY	12- 2	25	8-2	10	47	12	12	2	2	
DIV. I NON-CONF.	10- 2	31	6-2	20	42	13	13	3	3	
TOTALS	RPI 1-25	RPI 26-50	W-L RECORDS	RPI 51-100	RPI 101-150	RPI 150+				
12- 2	1- 1	2- 1	OVERALL	3- 0	1- 0	5- 0				
6- 1	0- 1	0- 0	HOME	2- 0	0- 0	4- 0				
4- 0	0- 0	2- 0	AWAY	0- 0	1- 0	1- 0				
2- 1	1- 0	0- 1	NEUTRAL	1- 0	0- 0	0- 0				
10- 2	1- 1	1- 1	NON-CONFERENCE	2- 0	1- 0	5- 0				
5- 1	0- 1	0- 0	HOME	1- 0	0- 0	4- 0				
3- 0	0- 0	1- 0	AWAY	0- 0	1- 0	1- 0				
2- 1	1- 0	0- 1	NEUTRAL	1- 0	0- 0	0- 0				
2- 0	0- 0	1- 0	CONFERENCE	1- 0	0- 0	0- 0				
1- 0	0- 0	0- 0	HOME	1- 0	0- 0	0- 0				
1- 0	0- 0	1- 0	AWAY	0- 0	0- 0	0- 0				
0- 0	0- 0	0- 0	NEUTRAL	0- 0	0- 0	0- 0				

RPI	S	Opponent	Score	RPI	S	Opponent	Score	RPI	S	Opponent	Score	RPI	S	Opponent	Score
6	N	South Carolina	71 57	33	A	Miami (FL)	58 45	78	N	Washington St.	78 44	137	A	Florida	73 49
7	H	UCLA	58 68	37	N	Baylor	62 77	81	H	North Florida	72 45	155	A	Butler	64 53
				40	A	Rutgers	66 56	89	H	Michigan St.	79 67	182	H	Youngstown St.	93 56
												211	H	Jackson St.	91 51
												222	H	Mt. St. Mary's	75 52
												310	H	Nicholls St.	111 47
LAST 10 Division I															
81	H	North Florida	72 45	40	A	Rutgers	66 56								
33	A	Miami (FL)	58 45	89	H	Michigan St.	79 67								
78	N	Washington St.	78 44	7	H	UCLA	58 68								
37	N	Baylor	62 77	182	H	Youngstown St.	93 56								
6	N	South Carolina	71 57	155	A	Butler	64 53								

Non-Div I Games:

Indiana

Average RPI Win:	308	WON-LOST	WINNING	LAST 10	STRENGTH OF	OPP. STRENGTH	TEAM	ADJ.	CONF.	ADJ CONF.
Average RPI Loss:	148	RECORD	PCT. RANK	GAMES	SCHEDULE	OF SCHEDULE	RPI	RPI	RPI	RPI
DIV. I ONLY	2- 12	323	0-10	100	328	271	271	7	7	
DIV. I NON-CONF.	2- 10	313	0-8	170	324	299	299	7	7	
TOTALS	RPI 1-25	RPI 26-50	W-L RECORDS	RPI 51-100	RPI 101-150	RPI 150+				
2- 12	0- 0	0- 2	OVERALL	0- 3	0- 2	2- 5				
0- 4	0- 0	0- 0	HOME	0- 1	0- 1	0- 2				
2- 7	0- 0	0- 2	AWAY	0- 2	0- 1	2- 2				
0- 1	0- 0	0- 0	NEUTRAL	0- 0	0- 0	0- 1				
2- 10	0- 0	0- 2	NON-CONFERENCE	0- 2	0- 1	2- 5				
0- 4	0- 0	0- 0	HOME	0- 1	0- 1	0- 2				
2- 5	0- 0	0- 2	AWAY	0- 1	0- 0	2- 2				
0- 1	0- 0	0- 0	NEUTRAL	0- 0	0- 0	0- 1				
0- 2	0- 0	0- 0	CONFERENCE	0- 1	0- 1	0- 0				
0- 0	0- 0	0- 0	HOME	0- 0	0- 0	0- 0				
0- 2	0- 0	0- 0	AWAY	0- 1	0- 1	0- 0				
0- 0	0- 0	0- 0	NEUTRAL	0- 0	0- 0	0- 0				

RPI S	Opponent	Score	RPI S	Opponent	Score	RPI S	Opponent	Score	RPI S	Opponent	Score	Team's RPI: 271
28	A Colorado	46 59	42	A Kansas	72 84	73	H Saint Louis	53 55	135	A Bradley	75 91	
						82	A Illinois St.	69 83	138	H Southeast Mo. St.	58 68	
						94	A Pacific	66 83	187	A Murray St.	62 70	
									218	H Northern Ky.	68 70	
									226	A Western Ill.	72 83	
									254	N CSUN	59 67	
									283	A Eastern Ill.	59 57	
									302	H Marshall	60 72	
									332	A UIC	61 40	
LAST 10 Division I												
187	A Murray St.	62 70	135	A Bradley	75 91							
302	H Marshall	60 72	82	A Illinois St.	69 83							
254	N CSUN	59 67	73	H Saint Louis	53 55							
94	A Pacific	66 83	138	H Southeast Mo. St.	58 68							
28	A Colorado	46 59	218	H Northern Ky.	68 70							

Non-Div I Games:

Indiana St.

■ Loss,
■ Non-Conf,
■ S Site,
■ H Home
■ A Away
N Neutral

Average RPI Win:	236	WON-LOST	WINNING	LAST 10	STRENGTH OF	OPP. STRENGTH	TEAM	ADJ.	CONF.	ADJ CONF.
Average RPI Loss:	109	RECORD	PCT. RANK	GAMES	SCHEDULE	OF SCHEDULE	RPI	RPI	RPI	RPI
DIV. I ONLY	2- 9	311	1-9	8	304	166	166	24	24	
DIV. I NON-CONF.	1- 8	322	0-8	8	280	187	187	24	24	
TOTALS	RPI 1-25	RPI 26-50	W-L RECORDS	RPI 51-100	RPI 101-150	RPI 150+				
2- 9	0- 0	0- 1	OVERALL	0- 5	0- 2	2- 1				
0- 4	0- 0	0- 0	HOME	0- 2	0- 2	0- 0				
2- 3	0- 0	0- 1	AWAY	0- 2	0- 0	2- 0				
0- 2	0- 0	0- 0	NEUTRAL	0- 1	0- 0	0- 1				
1- 8	0- 0	0- 1	NON-CONFERENCE	0- 5	0- 1	1- 1				
0- 3	0- 0	0- 0	HOME	0- 2	0- 1	0- 0				
1- 3	0- 0	0- 1	AWAY	0- 2	0- 0	1- 0				
0- 2	0- 0	0- 0	NEUTRAL	0- 1	0- 0	0- 1				
1- 1	0- 0	0- 0	CONFERENCE	0- 0	0- 1	1- 0				
0- 1	0- 0	0- 0	HOME	0- 0	0- 1	0- 0				
1- 0	0- 0	0- 0	AWAY	0- 0	0- 0	1- 0				
0- 0	0- 0	0- 0	NEUTRAL	0- 0	0- 0	0- 0				

RPI 1-25				RPI 26-50				RPI 51-100				RPI 101+				Team's RPI: 166	
RPI	S	Opponent	Score	RPI	S	Opponent	Score	RPI	S	Opponent	Score	RPI	S	Opponent	Score		
				41	A	Central Mich.	50 70	65	N	Washington	34 65	136	H	Massachusetts	51 65		
								75	H	Seton Hall	37 89	139	H	Rider	37 81		
								84	A	Penn	42 74	216	A	Quinnipiac	75 71		
								92	A	Stony Brook	40 59	253	N	Towson	58 75		
								98	H	Duquesne	74 76	256	A	Winthrop	68 61		
LAST 10 Division I																	
				253	N	Towson	58 75	139	H	Rider	37 81						
				65	N	Washington	34 65	216	A	Quinnipiac	75 71						
				92	A	Stony Brook	40 59	136	H	Massachusetts	51 65						
				84	A	Penn	42 74	75	H	Seton Hall	37 89						
				98	H	Duquesne	74 76	41	A	Central Mich.	50 70						

Non-Div I Games:

Iona

Average RPI Win:	143	WON-LOST	WINNING	LAST 10	STRENGTH OF	OPP. STRENGTH	TEAM	ADJ.	CONF.	ADJ CONF.
Average RPI Loss:	60	RECORD	PCT. RANK	GAMES	SCHEDULE	OF SCHEDULE	RPI	RPI	RPI	RPI
DIV. I ONLY	11- 3	41	8-2	7	180	13	13	2	2	
DIV. I NON-CONF.	9- 2	40	6-1	17	190	15	15	3	3	
TOTALS	RPI 1-25	RPI 26-50	W-L RECORDS	RPI 51-100	RPI 101-150	RPI 150+				
11- 3	3- 0	0- 1	OVERALL	1- 2	1- 0	6- 0				
7- 0	2- 0	0- 0	HOME	0- 0	1- 0	4- 0				
2- 2	1- 0	0- 1	AWAY	1- 1	0- 0	0- 0				
2- 1	0- 0	0- 0	NEUTRAL	0- 1	0- 0	2- 0				
9- 2	2- 0	0- 1	NON-CONFERENCE	1- 1	0- 0	6- 0				
6- 0	2- 0	0- 0	HOME	0- 0	0- 0	4- 0				
1- 1	0- 0	0- 1	AWAY	1- 0	0- 0	0- 0				
2- 1	0- 0	0- 0	NEUTRAL	0- 1	0- 0	2- 0				
2- 1	1- 0	0- 0	CONFERENCE	0- 1	1- 0	0- 0				
1- 0	0- 0	0- 0	HOME	0- 0	1- 0	0- 0				
1- 1	1- 0	0- 0	AWAY	0- 1	0- 0	0- 0				
0- 0	0- 0	0- 0	NEUTRAL	0- 0	0- 0	0- 0				

RPI 1-25				Team's RPI: 13	RPI 26-50				RPI 51-100				RPI 101+			
RPI	S	Opponent	Score		RPI	S	Opponent	Score	RPI	S	Opponent	Score	RPI	S	Opponent	Score
19	H	Princeton	77 75		43	A	UNI	66 88	65	N	Washington	63 70	143	H	Illinois	108 72
22	A	Northwestern	77 51						71	A	Nebraska	69 78	168	N	Cincinnati	69 61
25	H	Drake	79 67						74	A	Iowa St.	75 69	169	H	Fla. Atlantic	85 53
													173	H	Clemson	74 60
													209	H	North Ala.	86 81
													253	N	Towson	100 72
													318	H	N.C. Central	102 50
LAST 10 Division I																
74	A	Iowa St.	75 69		22	A	Northwestern	77 51								
173	H	Clemson	74 60		143	H	Illinois	108 72								
65	N	Washington	63 70		71	A	Nebraska	69 78								
253	N	Towson	100 72		25	H	Drake	79 67								
168	N	Cincinnati	69 61		318	H	N.C. Central	102 50								

Non-Div I Games:

Iowa

Average RPI Win:	180	WON-LOST	WINNING	LAST 10	STRENGTH OF	OPP. STRENGTH	TEAM	ADJ.	CONF.	ADJ CONF.
Average RPI Loss:	27	RECORD	PCT. RANK	GAMES	SCHEDULE	OF SCHEDULE	RPI	RPI	RPI	RPI
DIV. I ONLY	9- 3	59	8-2	139	65	74	74	5	5	
DIV. I NON-CONF.	8- 3	68	7-2	217	17	106	106	5	5	
TOTALS	RPI 1-25	RPI 26-50	W-L RECORDS	RPI 51-100	RPI 101-150	RPI 150+				
9- 3	0- 2	0- 1	OVERALL	2- 0	2- 0	5- 0				
6- 2	0- 1	0- 1	HOME	1- 0	2- 0	3- 0				
3- 1	0- 1	0- 0	AWAY	1- 0	0- 0	2- 0				
0- 0	0- 0	0- 0	NEUTRAL	0- 0	0- 0	0- 0				
8- 3	0- 2	0- 1	NON-CONFERENCE	2- 0	2- 0	4- 0				
6- 2	0- 1	0- 1	HOME	1- 0	2- 0	3- 0				
2- 1	0- 1	0- 0	AWAY	1- 0	0- 0	1- 0				
0- 0	0- 0	0- 0	NEUTRAL	0- 0	0- 0	0- 0				
1- 0	0- 0	0- 0	CONFERENCE	0- 0	0- 0	1- 0				
0- 0	0- 0	0- 0	HOME	0- 0	0- 0	0- 0				
1- 0	0- 0	0- 0	AWAY	0- 0	0- 0	1- 0				
0- 0	0- 0	0- 0	NEUTRAL	0- 0	0- 0	0- 0				

RPI 1-25				RPI 26-50				RPI 51-100 Team's RPI: 74				RPI 101+			
RPI	S	Opponent	Score	RPI	S	Opponent	Score	RPI	S	Opponent	Score	RPI	S	Opponent	Score
13	H	Iowa	69 75	43	H	UNI	63 71	72	H	Texas Southern	79 59	114	H	New Orleans	71 53
25	A	Drake	81 86					79	A	Alabama	75 66	124	H	Wright St.	79 71
												203	A	Texas Tech	96 66
												209	H	North Ala.	80 72
												244	H	Southern U.	69 36
												267	H	Ark.-Pine Bluff	90 40
												307	A	North Dakota St.	86 58
LAST 10 Division I															
				79	A	Alabama	75 66	203	A	Texas Tech	96 66				
				114	H	New Orleans	71 53	209	H	North Ala.	80 72				
				267	H	Ark.-Pine Bluff	90 40	43	H	UNI	63 71				
				307	A	North Dakota St.	86 58	124	H	Wright St.	79 71				
				72	H	Texas Southern	79 59	13	H	Iowa	69 75				

Non-Div I Games:

Iowa St.

Average RPI Win:	274	WON-LOST	WINNING	LAST 10	STRENGTH OF	OPP. STRENGTH	TEAM	ADJ.	CONF.	ADJ CONF.
Average RPI Loss:	111	RECORD	PCT. RANK	GAMES	SCHEDULE	OF SCHEDULE	RPI	RPI	RPI	RPI
DIV. I ONLY	3- 8	273	3-7	118	124	211	211	28	28	
DIV. I NON-CONF.	2- 8	295	2-7	72	138	199	199	28	28	
TOTALS	RPI 1-25	RPI 26-50	W-L RECORDS	RPI 51-100	RPI 101-150	RPI 150+				
3- 8	0- 2	0- 1	OVERALL	0- 1	0- 2	3- 2				
2- 1	0- 1	0- 0	HOME	0- 0	0- 0	2- 0				
1- 7	0- 1	0- 1	AWAY	0- 1	0- 2	1- 2				
0- 0	0- 0	0- 0	NEUTRAL	0- 0	0- 0	0- 0				
2- 8	0- 2	0- 1	NON-CONFERENCE	0- 1	0- 2	2- 2				
1- 1	0- 1	0- 0	HOME	0- 0	0- 0	1- 0				
1- 7	0- 1	0- 1	AWAY	0- 1	0- 2	1- 2				
0- 0	0- 0	0- 0	NEUTRAL	0- 0	0- 0	0- 0				
1- 0	0- 0	0- 0	CONFERENCE	0- 0	0- 0	1- 0				
1- 0	0- 0	0- 0	HOME	0- 0	0- 0	1- 0				
0- 0	0- 0	0- 0	AWAY	0- 0	0- 0	0- 0				
0- 0	0- 0	0- 0	NEUTRAL	0- 0	0- 0	0- 0				

RPI 1-25				RPI 26-50				RPI 51-100				RPI 101+ Team's RPI: 211			
RPI	S	Opponent	Score	RPI	S	Opponent	Score	RPI	S	Opponent	Score	RPI	S	Opponent	Score
12	A	Indiana	51 91	33	A	Miami (FL)	68 83	82	A	Illinois St.	55 77	135	A	Bradley	69 78
14	H	Mississippi St.	53 92									145	A	Tulane	46 82
												185	H	Louisiana	65 54
												229	A	Southeastern La.	59 63
												236	A	Central Ark.	54 57
												301	H	Alabama St.	94 62
												335	A	Northwestern St.	66 49
LAST 10 Division I															
236	A	Central Ark.	54 57	301	H	Alabama St.	94 62								
14	H	Mississippi St.	53 92	185	H	Louisiana	65 54								
12	A	Indiana	51 91	82	A	Illinois St.	55 77								
335	A	Northwestern St.	66 49	135	A	Bradley	69 78								
33	A	Miami (FL)	68 83	229	A	Southeastern La.	59 63								

Non-Div I Games:

Jackson St.

■ Loss,
 ■ Non-Conf,
 ■ S Site,
 ■ Home
 ■ A Away
 N Neutral

Jacksonville

Through Games Of Jan. 5, 2020

Average RPI Win:	324	WON-LOST	WINNING	LAST 10	STRENGTH OF	OPP. STRENGTH	TEAM	ADJ.	CONF.	ADJ CONF.
Average RPI Loss:	100	RECORD	PCT. RANK	GAMES	SCHEDULE	OF SCHEDULE	RPI	RPI	RPI	RPI
DIV. I ONLY	6- 5	142	6-4	296	275	227	227	16	16	
DIV. I NON-CONF.	6- 5	151	6-4	300	277	224	224	16	16	
TOTALS	RPI 1-25	RPI 26-50	W-L RECORDS	RPI 51-100	RPI 101-150	RPI 150+				
6- 5	0- 1	0- 1	OVERALL	0- 0	0- 1	6- 2				
3- 2	0- 0	0- 0	HOME	0- 0	0- 0	3- 2				
3- 3	0- 1	0- 1	AWAY	0- 0	0- 1	3- 0				
0- 0	0- 0	0- 0	NEUTRAL	0- 0	0- 0	0- 0				
6- 5	0- 1	0- 1	NON-CONFERENCE	0- 0	0- 1	6- 2				
3- 2	0- 0	0- 0	HOME	0- 0	0- 0	3- 2				
3- 3	0- 1	0- 1	AWAY	0- 0	0- 1	3- 0				
0- 0	0- 0	0- 0	NEUTRAL	0- 0	0- 0	0- 0				
0- 0	0- 0	0- 0	CONFERENCE	0- 0	0- 0	0- 0				
0- 0	0- 0	0- 0	HOME	0- 0	0- 0	0- 0				
0- 0	0- 0	0- 0	AWAY	0- 0	0- 0	0- 0				
0- 0	0- 0	0- 0	NEUTRAL	0- 0	0- 0	0- 0				

































RPI 1-25				RPI 26-50				RPI 51-100				RPI 101+ Team's RPI: 227			
RPI	S	Opponent	Score	RPI	S	Opponent	Score	RPI	S	Opponent	Score	RPI	S	Opponent	Score
11	A	Florida St.	41 75	28	A	Colorado	44 66					109	A	South Fla.	39 70
												171	H	Bethune-Cookman	52 53
												179	H	Norfolk St.	64 71
												310	H	Nicholls St.	72 55
												312	A	Mercer	87 83
												322	H	FIU	77 52
												324	H	USC Upstate	87 43
												326	A	Jacksonville St.	55 40
												351	A	Florida A&M	88 54
LAST 10 Division I															
179	H	Norfolk St.	64 71	312	A	Mercer	87 83								
310	H	Nicholls St.	72 55	326	A	Jacksonville St.	55 40								
28	A	Colorado	44 66	351	A	Florida A&M	88 54								
324	H	USC Upstate	87 43	322	H	FIU	77 52								
11	A	Florida St.	41 75	171	H	Bethune-Cookman	52 53								

Non-Div I Games: Thomas (GA) 94 36 Johnson (FL) 114 35

Jacksonville





Loss, Non-Conf, S Site, H Home A Away N Neutral

Average RPI Win:	297	WON-LOST	WINNING	LAST 10	STRENGTH OF	OPP. STRENGTH	TEAM	ADJ.	CONF.	ADJ CONF.
Average RPI Loss:	194	RECORD	PCT. RANK	GAMES	SCHEDULE	OF SCHEDULE	RPI	RPI	RPI	RPI
DIV. I ONLY	3- 8	273	3-7	329	260	326	326	20	20	
DIV. I NON-CONF.	2- 7	288	2-6	325	270	338	338	21	21	
TOTALS	RPI 1-25	RPI 26-50	W-L RECORDS	RPI 51-100	RPI 101-150	RPI 150+				
3- 8	0- 0	0- 0	OVERALL	0- 2	0- 1	3- 5				
2- 1	0- 0	0- 0	HOME	0- 0	0- 0	2- 1				
1- 5	0- 0	0- 0	AWAY	0- 2	0- 1	1- 2				
0- 2	0- 0	0- 0	NEUTRAL	0- 0	0- 0	0- 2				
2- 7	0- 0	0- 0	NON-CONFERENCE	0- 2	0- 1	2- 4				
2- 1	0- 0	0- 0	HOME	0- 0	0- 0	2- 1				
0- 4	0- 0	0- 0	AWAY	0- 2	0- 1	0- 1				
0- 2	0- 0	0- 0	NEUTRAL	0- 0	0- 0	0- 2				
1- 1	0- 0	0- 0	CONFERENCE	0- 0	0- 0	1- 1				
0- 0	0- 0	0- 0	HOME	0- 0	0- 0	0- 0				
1- 1	0- 0	0- 0	AWAY	0- 0	0- 0	1- 1				
0- 0	0- 0	0- 0	NEUTRAL	0- 0	0- 0	0- 0				

RPI 1-25			RPI 26-50			RPI 51-100			RPI 101+			Team's RPI: 326
RPI	S	Opponent	Score	RPI	S	Opponent	Score	RPI	S	Opponent	Score	
						52  Troy	64  94	118  Auburn	53  62			
						61  Vanderbilt	66  88	218 N Northern Ky.	63  66			
								227  Jacksonville	40  55			
								251  Eastern Ky.	43 33			
								278  Morehead St.	48  67			
								288  Lipscomb	65 63			
								297 N Oakland	55  61			
								301  Alabama St.	63  68			
								351  Florida A&M	72 67			
LAST 10 Division I												
218 N		Northern Ky.	63  66	251  Eastern Ky.	43 33							
301 		Alabama St.	63  68	278  Morehead St.	48  67							
52 		Troy	64  94	118  Auburn	53  62							
288 		Lipscomb	65 63	227  Jacksonville	40  55							
351 		Florida A&M	72 67	297 N Oakland	55  61							

Non-Div I Games: Clark Atlanta 75 46 Fort Valley St. 87 65

Jacksonville St.

 Loss,  Non-Conf, S Site,  Home  Away N Neutral

Average RPI Win:	133	WON-LOST	WINNING	LAST 10	STRENGTH OF	OPP. STRENGTH	TEAM	ADJ.	CONF.	ADJ CONF.
Average RPI Loss:	31	RECORD	PCT. RANK	GAMES	SCHEDULE	OF SCHEDULE	RPI	RPI	RPI	RPI
DIV. I ONLY	11- 2	31	9-1	83	33	26	26	14	14	
DIV. I NON-CONF.	9- 2	40	7-1	110	16	33	33	14	14	
TOTALS	RPI 1-25	RPI 26-50	W-L RECORDS	RPI 51-100	RPI 101-150	RPI 150+				
11- 2	0- 0	0- 2	OVERALL	3- 0	5- 0	3- 0				
7- 1	0- 0	0- 1	HOME	1- 0	4- 0	2- 0				
3- 1	0- 0	0- 1	AWAY	1- 0	1- 0	1- 0				
1- 0	0- 0	0- 0	NEUTRAL	1- 0	0- 0	0- 0				
9- 2	0- 0	0- 2	NON-CONFERENCE	3- 0	3- 0	3- 0				
5- 1	0- 0	0- 1	HOME	1- 0	2- 0	2- 0				
3- 1	0- 0	0- 1	AWAY	1- 0	1- 0	1- 0				
1- 0	0- 0	0- 0	NEUTRAL	1- 0	0- 0	0- 0				
2- 0	0- 0	0- 0	CONFERENCE	0- 0	2- 0	0- 0				
2- 0	0- 0	0- 0	HOME	0- 0	2- 0	0- 0				
0- 0	0- 0	0- 0	AWAY	0- 0	0- 0	0- 0				
0- 0	0- 0	0- 0	NEUTRAL	0- 0	0- 0	0- 0				

RPI 1-25				RPI 26-50				Team's RPI: 26				RPI 51-100				RPI 101+			
RPI	S	Opponent	Score	RPI	S	Opponent	Score	RPI	S	Opponent	Score	RPI	S	Opponent	Score	RPI	S	Opponent	Score
				30	H	Maryland	68 70					53	A	Villanova	56 52	104	H	Elon	61 48
				31	A	Virginia	49 55					54	N	UCF	46 43	111	H	Liberty	76 53
												67	H	St. John's (NY)	76 73	127	H	William & Mary	84 70
																132	A	George Washington	69 50
																148	H	Robert Morris	59 32
																205	A	Georgetown	66 59
																220	H	Longwood	93 53
																241	H	Delaware St.	83 64
LAST 10 Division I																			
				54	N	UCF	46 43					104	H	Elon	61 48				
				31	A	Virginia	49 55					127	H	William & Mary	84 70				
				111	H	Liberty	76 53					148	H	Robert Morris	59 32				
				205	A	Georgetown	66 59					132	A	George Washington	69 50				
				67	H	St. John's (NY)	76 73					241	H	Delaware St.	83 64				

Non-Div I Games:

James Madison

Kansas

Through Games Of Jan. 5, 2020

Average RPI Win:	211	WON-LOST	WINNING	LAST 10	STRENGTH OF	OPP. STRENGTH	TEAM	ADJ.	CONF.	ADJ CONF.
Average RPI Loss:	29	RECORD	PCT. RANK	GAMES	SCHEDULE	OF SCHEDULE	RPI	RPI	RPI	RPI
DIV. I ONLY	11- 1	15	9-1	209	164	42	42	5	5	
DIV. I NON-CONF.	11- 0	1	9-0	236	207	38	38	5	5	
TOTALS	RPI 1-25	RPI 26-50	W-L RECORDS	RPI 51-100	RPI 101-150	RPI 150+				
11- 1	0- 0	0- 1	OVERALL	1- 0	3- 0	7- 0				
8- 0	0- 0	0- 0	HOME	0- 0	2- 0	6- 0				
2- 1	0- 0	0- 1	AWAY	1- 0	0- 0	1- 0				
1- 0	0- 0	0- 0	NEUTRAL	0- 0	1- 0	0- 0				
11- 0	0- 0	0- 0	NON-CONFERENCE	1- 0	3- 0	7- 0				
8- 0	0- 0	0- 0	HOME	0- 0	2- 0	6- 0				
2- 0	0- 0	0- 0	AWAY	1- 0	0- 0	1- 0				
1- 0	0- 0	0- 0	NEUTRAL	0- 0	1- 0	0- 0				
0- 1	0- 0	0- 1	CONFERENCE	0- 0	0- 0	0- 0				
0- 0	0- 0	0- 0	HOME	0- 0	0- 0	0- 0				
0- 1	0- 0	0- 1	AWAY	0- 0	0- 0	0- 0				
0- 0	0- 0	0- 0	NEUTRAL	0- 0	0- 0	0- 0				

RPI 1-25				RPI 26-50				Team's RPI: 42				RPI 51-100				RPI 101+			
RPI	S	Opponent	Score	RPI	S	Opponent	Score	RPI	S	Opponent	Score	RPI	S	Opponent	Score	RPI	S	Opponent	Score
29	A	Oklahoma St.	49 67					73	A	Saint Louis	68 60	121	H	Saint Mary's (CA)	86 81	124	N	Wright St.	74 63
												137	H	Florida	76 66	169	A	Fla. Atlantic	90 60
												260	H	Wofford	83 64	266	H	UMass Lowell	79 44
												271	H	Indiana St.	84 72	279	H	Texas St.	68 48
												287	H	Omaha	63 48	332	H	UIC	91 50
					</														

Non-Div I Games:

Kansas

Loss, Non-Conf, S Site, H Home A Away N Neutral

Average RPI Win:	300	WON-LOST	WINNING	LAST 10	STRENGTH OF	OPP. STRENGTH	TEAM	ADJ.	CONF.	ADJ CONF.
Average RPI Loss:	77	RECORD	PCT. RANK	GAMES	SCHEDULE	OF SCHEDULE	RPI	RPI	RPI	RPI
DIV. I ONLY	6- 6	168	4-6	179	226	202	202	5	5	
DIV. I NON-CONF.	6- 5	151	4-5	229	231	206	206	5	5	
TOTALS	RPI 1-25	RPI 26-50	W-L RECORDS	RPI 51-100	RPI 101-150	RPI 150+				
6- 6	0- 1	0- 2	OVERALL	0- 1	0- 1	6- 1				
5- 2	0- 0	0- 1	HOME	0- 0	0- 1	5- 0				
1- 2	0- 1	0- 1	AWAY	0- 0	0- 0	1- 0				
0- 2	0- 0	0- 0	NEUTRAL	0- 1	0- 0	0- 1				
6- 5	0- 1	0- 1	NON-CONFERENCE	0- 1	0- 1	6- 1				
5- 1	0- 0	0- 0	HOME	0- 0	0- 1	5- 0				
1- 2	0- 1	0- 1	AWAY	0- 0	0- 0	1- 0				
0- 2	0- 0	0- 0	NEUTRAL	0- 1	0- 0	0- 1				
0- 1	0- 0	0- 1	CONFERENCE	0- 0	0- 0	0- 0				
0- 1	0- 0	0- 1	HOME	0- 0	0- 0	0- 0				
0- 0	0- 0	0- 0	AWAY	0- 0	0- 0	0- 0				
0- 0	0- 0	0- 0	NEUTRAL	0- 0	0- 0	0- 0				

RPI 1-25				RPI 26-50				RPI 51-100				RPI 101+ Team's RPI: 202			
RPI	S	Opponent	Score	RPI	S	Opponent	Score	RPI	S	Opponent	Score	RPI	S	Opponent	Score
15	A	Oregon	51 89	32	H	West Virginia	63 74	89	N	Michigan St.	60 65	117	H	UT Arlington	53 57
				44	A	Arkansas	72 81					162	N	Memphis	68 72
												240	A	UMKC	74 67
												261	H	Oral Roberts	109 69
												287	H	Omaha	73 48
												332	H	UIC	84 40
												333	H	UTRGV	79 66
												349	H	Incarnate Word	85 41
LAST 10 Division I															
349	H	Incarnate Word	85 41	32	H	West Virginia	63 74	333	H	UTRGV	79 66	15	A	Oregon	51 89
89	N	Michigan St.	60 65	44	A	Arkansas	72 81	240	A	UMKC	74 67	117	H	UT Arlington	53 57
162	N	Memphis	68 72									261	H	Oral Roberts	109 69

Non-Div I Games:

Kansas St.

■ Loss,
■ Non-Conf, S Site,
■ Home
■ Away
N Neutral

Average RPI Win:	264	WON-LOST	WINNING	LAST 10	STRENGTH OF	OPP. STRENGTH	TEAM	ADJ.	CONF.	ADJ CONF.
Average RPI Loss:	144	RECORD	PCT. RANK	GAMES	SCHEDULE	OF SCHEDULE	RPI	RPI	RPI	RPI
DIV. I ONLY	5- 6	199	5-5	291	160	234	234	16	16	
DIV. I NON-CONF.	5- 5	163	5-4	283	185	195	195	16	16	
TOTALS	RPI 1-25	RPI 26-50	W-L RECORDS	RPI 51-100	RPI 101-150	RPI 150+				
5- 6	0- 0	0- 1	OVERALL	0- 2	0- 0	5- 3				
2- 2	0- 0	0- 1	HOME	0- 0	0- 0	2- 1				
2- 4	0- 0	0- 0	AWAY	0- 2	0- 0	2- 2				
1- 0	0- 0	0- 0	NEUTRAL	0- 0	0- 0	1- 0				
5- 5	0- 0	0- 1	NON-CONFERENCE	0- 2	0- 0	5- 2				
2- 1	0- 0	0- 1	HOME	0- 0	0- 0	2- 0				
2- 4	0- 0	0- 0	AWAY	0- 2	0- 0	2- 2				
1- 0	0- 0	0- 0	NEUTRAL	0- 0	0- 0	1- 0				
0- 1	0- 0	0- 0	CONFERENCE	0- 0	0- 0	0- 1				
0- 1	0- 0	0- 0	HOME	0- 0	0- 0	0- 1				
0- 0	0- 0	0- 0	AWAY	0- 0	0- 0	0- 0				
0- 0	0- 0	0- 0	NEUTRAL	0- 0	0- 0	0- 0				

RPI S	Opponent	Score	RPI S	Opponent	Score	RPI S	Opponent	Score	RPI S	Opponent	Score	Team's RPI: 234
27	H Georgia Tech	47 63	63	A Georgia	65 80	154	H Samford	60 55	186	H Stetson	61 67	
			98	A Duquesne	72 75	217	A Campbell	51 63	270	A UNCW	58 56	
						274	A Navy	62 82	275	A Ga. Southern	95 69	
						309	N UMBC	59 44	312	H Mercer	92 64	
LAST 10 Division I												
217	A Campbell	51 63	186	H Stetson	61 67							
270	A UNCW	58 56	98	A Duquesne	72 75							
275	A Ga. Southern	95 69	27	H Georgia Tech	47 63							
312	H Mercer	92 64	309	N UMBC	59 44							
154	H Samford	60 55	274	A Navy	62 82							

Non-Div I Games: Middle Ga. St. 88 49

Kennesaw St.

Average RPI Win:	215	WON-LOST	WINNING	LAST 10	STRENGTH OF	OPP. STRENGTH	TEAM	ADJ.	CONF.	ADJ CONF.
Average RPI Loss:	46	RECORD	PCT. RANK	GAMES	SCHEDULE	OF SCHEDULE	RPI	RPI	RPI	RPI
DIV. I ONLY	6- 5	142	5-5	68	101	85	85	10	10	
DIV. I NON-CONF.	6- 4	122	5-4	83	106	77	77	10	10	
TOTALS	RPI 1-25	RPI 26-50	W-L RECORDS	RPI 51-100	RPI 101-150	RPI 150+				
6- 5	0- 2	0- 1	OVERALL	1- 2	1- 0	4- 0				
2- 1	0- 1	0- 0	HOME	0- 0	1- 0	1- 0				
2- 2	0- 1	0- 0	AWAY	1- 1	0- 0	1- 0				
2- 2	0- 0	0- 1	NEUTRAL	0- 1	0- 0	2- 0				
6- 4	0- 2	0- 1	NON-CONFERENCE	1- 1	1- 0	4- 0				
2- 1	0- 1	0- 0	HOME	0- 0	1- 0	1- 0				
2- 1	0- 1	0- 0	AWAY	1- 0	0- 0	1- 0				
2- 2	0- 0	0- 1	NEUTRAL	0- 1	0- 0	2- 0				
0- 1	0- 0	0- 0	CONFERENCE	0- 1	0- 0	0- 0				
0- 0	0- 0	0- 0	HOME	0- 0	0- 0	0- 0				
0- 1	0- 0	0- 0	AWAY	0- 1	0- 0	0- 0				
0- 0	0- 0	0- 0	NEUTRAL	0- 0	0- 0	0- 0				

RPI 1-25			RPI 26-50			RPI 51-100			Team's RPI: 85	RPI 101+		
RPI	S	Opponent	Score	RPI	S	Opponent	Score	RPI	S	Opponent	Score	
23	H	Ohio St.	65 75	45	N	Michigan	53 88	52	N	Troy	64 71	148 H Robert Morris 82 81
24	A	Purdue	64 77					87	A	Ball St.	62 66	182 A Youngstown St. 82 73
								98	A	Duquesne	77 75	275 N Ga. Southern 62 48
												276 H St. Bonaventure 81 58
												313 N Purdue Fort Wayne 75 67
LAST 10 Division I												
148	H	Robert Morris	82 81	87	A	Ball St.	62 66					
23	H	Ohio St.	65 75	52	N	Troy	64 71					
313	N	Purdue Fort Wayne	75 67	275	N	Ga. Southern	62 48					
45	N	Michigan	53 88	24	A	Purdue	64 77					
182	A	Youngstown St.	82 73	276	H	St. Bonaventure	81 58					

Non-Div I Games: Hiram 92 36

Kent St.

Kentucky

Through Games Of Jan. 5, 2020

Average RPI Win:	155	WON-LOST	WINNING	LAST 10	STRENGTH OF	OPP. STRENGTH	TEAM	ADJ.	CONF.	ADJ CONF.
Average RPI Loss:	5	RECORD	PCT. RANK	GAMES	SCHEDULE	OF SCHEDULE	RPI	RPI	RPI	RPI
DIV. I ONLY	12- 2	25	8-2	57	26	20	20	4	4	
DIV. I NON-CONF.	11- 1	14	7-1	128	27	29	29	4	4	
TOTALS	RPI 1-25	RPI 26-50	W-L RECORDS	RPI 51-100	RPI 101-150	RPI 150+				
12- 2	0- 2	3- 0	OVERALL	1- 0	2- 0	6- 0				
9- 1	0- 1	1- 0	HOME	1- 0	1- 0	6- 0				
3- 1	0- 1	2- 0	AWAY	0- 0	1- 0	0- 0				
0- 0	0- 0	0- 0	NEUTRAL	0- 0	0- 0	0- 0				
11- 1	0- 1	3- 0	NON-CONFERENCE	0- 0	2- 0	6- 0				
8- 1	0- 1	1- 0	HOME	0- 0	1- 0	6- 0				
3- 0	0- 0	2- 0	AWAY	0- 0	1- 0	0- 0				
0- 0	0- 0	0- 0	NEUTRAL	0- 0	0- 0	0- 0				
1- 1	0- 1	0- 0	CONFERENCE	1- 0	0- 0	0- 0				
1- 0	0- 0	0- 0	HOME	1- 0	0- 0	0- 0				
0- 1	0- 1	0- 0	AWAY	0- 0	0- 0	0- 0				
0- 0	0- 0	0- 0	NEUTRAL	0- 0	0- 0	0- 0				

RPI 1-25				RPI 26-50				RPI 51-100				RPI 101+			
RPI	S	Opponent	Score	RPI	S	Opponent	Score	RPI	S	Opponent	Score	RPI	S	Opponent	Score
3	H	Louisville	66 67	31	A	Virginia	50 47	93	H	Tennessee	80 76	107	A	California	63 61
6	A	South Carolina	72 99	46	H	Charlotte	86 39					141	H	Austin Peay	81 52
				49	A	Middle Tenn.	67 52					154	H	Samford	79 49
												186	H	Stetson	67 48
												222	H	Mt. St. Mary's	67 44
												256	H	Winthrop	91 36
												278	H	Morehead St.	79 54
												292	H	Grambling	81 35
LAST 10 Division I															
154	H	Samford	79 49	93	H	Tennessee	80 76								
46	H	Charlotte	86 39	6	A	South Carolina	72 99								
141	H	Austin Peay	81 52	107	A	California	63 61								
292	H	Grambling	81 35	3	H	Louisville	66 67								
278	H	Morehead St.	79 54	256	H	Winthrop	91 36								

Non-Div I Games:

Kentucky

■ Loss,
 ■ Non-Conf, S Site,
 ■ Home
 ■ Away
 N Neutral

Average RPI Win: 329		WON-LOST	WINNING	LAST 10	STRENGTH OF	OPP. STRENGTH	TEAM	ADJ.	CONF.	ADJ CONF.
Average RPI Loss: 244		RECORD	PCT. RANK	GAMES	SCHEDULE	OF SCHEDULE	RPI	RPI	RPI	RPI
DIV. I ONLY		1- 11	334	1-9	299	349	347	347	30	30
DIV. I NON-CONF.		1- 10	329	1-8	304	348	347	347	30	30
TOTALS		RPI 1-25	RPI 26-50	W-L RECORDS	RPI 51-100	RPI 101-150	RPI 150+			
1- 11	0- 0		0- 0	OVERALL	0- 1	0- 0	1- 10			
1- 6	0- 0		0- 0	HOME	0- 1	0- 0	1- 5			
0- 5	0- 0		0- 0	AWAY	0- 0	0- 0	0- 5			
0- 0	0- 0		0- 0	NEUTRAL	0- 0	0- 0	0- 0			
1- 10	0- 0		0- 0	NON-CONFERENCE	0- 1	0- 0	1- 9			
1- 6	0- 0		0- 0	HOME	0- 1	0- 0	1- 5			
0- 4	0- 0		0- 0	AWAY	0- 0	0- 0	0- 4			
0- 0	0- 0		0- 0	NEUTRAL	0- 0	0- 0	0- 0			
0- 1	0- 0		0- 0	CONFERENCE	0- 0	0- 0	0- 1			
0- 0	0- 0		0- 0	HOME	0- 0	0- 0	0- 0			
0- 1	0- 0		0- 0	AWAY	0- 0	0- 0	0- 1			
0- 0	0- 0		0- 0	NEUTRAL	0- 0	0- 0	0- 0			

RPI 1-25				RPI 26-50				RPI 51-100				RPI 101+				Team's RPI: 347	
RPI	S	Opponent	Score	RPI	S	Opponent	Score	RPI	S	Opponent	Score	RPI	S	Opponent	Score		
								92	H	Stony Brook	49	80	170	H	Cleveland St.	49	79
													210	A	Rhode Island	56	79
													222	A	Mt. St. Mary's	57	75
													245	A	Lafayette	60	65
													263	A	Army West Point	60	67
													266	A	UMass Lowell	56	65
													271	H	Fairfield	51	53
													296	H	Vermont	62	73
													318	H	N.C. Central	59	61
													329	H	Hofstra	85	46
													331	H	Saint Peter's	74	89
LAST 10 Division I																	
				329	H	Hofstra	85	46	222	A	Mt. St. Mary's	57	75				
				92	H	Stony Brook	49	80	318	H	N.C. Central	59	61				
				245	A	Lafayette	60	65	296	H	Vermont	62	73				
				170	H	Cleveland St.	49	79	266	A	UMass Lowell	56	65				
				271	H	Fairfield	51	53	263	A	Army West Point	60	67				

Non-Div I Games:

LIU Brooklyn

Loss, Non-Conf, S Site, H Home A Away N Neutral

Average RPI Win:	194	WON-LOST	WINNING	LAST 10	STRENGTH OF	OPP. STRENGTH	TEAM	ADJ.	CONF.	ADJ CONF.
Average RPI Loss:	151	RECORD	PCT. RANK	GAMES	SCHEDULE	OF SCHEDULE	RPI	RPI	RPI	RPI
DIV. I ONLY	3- 13	310	1-9	180	138	285	285	11	11	
DIV. I NON-CONF.	3- 9	279	1-5	197	151	272	272	12	12	
TOTALS	RPI 1-25	RPI 26-50	W-L RECORDS	RPI 51-100	RPI 101-150	RPI 150+				
3- 13	0- 1	0- 0	OVERALL	0- 3	1- 3	2- 6				
1- 6	0- 0	0- 0	HOME	0- 1	1- 1	0- 4				
2- 5	0- 1	0- 0	AWAY	0- 1	0- 1	2- 2				
0- 2	0- 0	0- 0	NEUTRAL	0- 1	0- 1	0- 0				
3- 9	0- 1	0- 0	NON-CONFERENCE	0- 2	1- 1	2- 5				
1- 4	0- 0	0- 0	HOME	0- 1	1- 0	0- 3				
2- 3	0- 1	0- 0	AWAY	0- 0	0- 0	2- 2				
0- 2	0- 0	0- 0	NEUTRAL	0- 1	0- 1	0- 0				
0- 4	0- 0	0- 0	CONFERENCE	0- 1	0- 2	0- 1				
0- 2	0- 0	0- 0	HOME	0- 0	0- 1	0- 1				
0- 2	0- 0	0- 0	AWAY	0- 1	0- 1	0- 0				
0- 0	0- 0	0- 0	NEUTRAL	0- 0	0- 0	0- 0				

RPI	S	Opponent	Score	RPI	S	Opponent	Score	RPI	S	Opponent	Score	RPI	S	Opponent	Score	Team's RPI: 285
7	A	UCLA	52 74					58	H	Yale	65 81	119	N	Providence	45 48	
								87	N	Ball St.	72 77	121	A	Saint Mary's (CA)	70 86	
								94	A	Pacific	67 76	131	H	BYU	44 59	
												150	H	Hawaii	65 51	
												183	A	New Mexico	73 72	
												204	H	San Diego	59 67	
												205	H	Georgetown	53 64	
												214	A	Tulsa	56 75	
												224	H	Cal St. Fullerton	74 79	
												248	A	UC Irvine	65 80	
												249	A	Long Beach St.	70 57	
												254	H	CSUN	54 56	
LAST 10 Division I																
183	A	New Mexico	73 72	121	A	Saint Mary's (CA)	70 86									
87	N	Ball St.	72 77	94	A	Pacific	67 76									
254	H	CSUN	54 56	204	H	San Diego	59 67									
58	H	Yale	65 81	131	H	BYU	44 59									
205	H	Georgetown	53 64	119	N	Providence	45 48									

Non-Div I Games: Cal St. San B'dino 94 46

LMU (CA)

■ Loss,
 ■ Non-Conf, S Site,
 ■ Home
 ■ Away
 N Neutral

Average RPI Win:	158	WON-LOST	WINNING	LAST 10	STRENGTH OF	OPP. STRENGTH	TEAM	ADJ.	CONF.	ADJ CONF.
Average RPI Loss:	79	RECORD	PCT. RANK	GAMES	SCHEDULE	OF SCHEDULE	RPI	RPI	RPI	RPI
DIV. I ONLY	11- 3	41	8-2	165	19	48	48	4	4	
DIV. I NON-CONF.	10- 2	31	7-1	153	32	39	39	4	4	
TOTALS	RPI 1-25	RPI 26-50	W-L RECORDS	RPI 51-100	RPI 101-150	RPI 150+				
11- 3	0- 1	2- 0	OVERALL	2- 1	2- 0	5- 1				
6- 1	0- 1	1- 0	HOME	1- 0	1- 0	3- 0				
3- 2	0- 0	1- 0	AWAY	0- 1	1- 0	1- 1				
2- 0	0- 0	0- 0	NEUTRAL	1- 0	0- 0	1- 0				
10- 2	0- 1	2- 0	NON-CONFERENCE	1- 1	2- 0	5- 0				
5- 1	0- 1	1- 0	HOME	0- 0	1- 0	3- 0				
3- 1	0- 0	1- 0	AWAY	0- 1	1- 0	1- 0				
2- 0	0- 0	0- 0	NEUTRAL	1- 0	0- 0	1- 0				
1- 1	0- 0	0- 0	CONFERENCE	1- 0	0- 0	0- 1				
1- 0	0- 0	0- 0	HOME	1- 0	0- 0	0- 0				
0- 1	0- 0	0- 0	AWAY	0- 0	0- 0	0- 1				
0- 0	0- 0	0- 0	NEUTRAL	0- 0	0- 0	0- 0				

RPI 1-25				RPI 26-50				Team's RPI: 48		RPI 51-100				RPI 101+			
RPI	S	Opponent	Score	RPI	S	Opponent	Score		RPI	S	Opponent	Score	RPI	S	Opponent	Score	
11	H	Florida St.	62 70	39	A	FGCU	74 63		55	A	Oklahoma	68 90	114	H	New Orleans	83 49	
				40	H	Rutgers	64 58		79	H	Alabama	71 60	145	A	Tulane	59 54	
									89	N	Michigan St.	58 56	162	N	Memphis	89 58	
													172	A	Missouri	65 69	
													181	A	Little Rock	65 50	
													229	H	Southeastern La.	62 52	
													310	H	Nicholls St.	63 32	
													351	H	Florida A&M	73 45	
LAST 10 Division I																	
				310	H	Nicholls St.	63 32		172	A	Missouri	65 69					
				162	N	Memphis	89 58		79	H	Alabama	71 60					
				89	N	Michigan St.	58 56		351	H	Florida A&M	73 45					
				40	H	Rutgers	64 58		39	A	FGCU	74 63					
				229	H	Southeastern La.	62 52		55	A	Oklahoma	68 90					

Non-Div I Games:

LSU

■ Loss,
 ■ Non-Conf,
 ■ S Site,
 ■ H Home
 ■ A Away
 N Neutral

Average RPI Win:	222	WON-LOST	WINNING	LAST 10	STRENGTH OF	OPP. STRENGTH	TEAM	ADJ.	CONF.	ADJ CONF.
Average RPI Loss:	120	RECORD	PCT. RANK	GAMES	SCHEDULE	OF SCHEDULE	RPI	RPI	RPI	RPI
DIV. I ONLY	6- 8	206	3-7	144	243	194	194	12	12	
DIV. I NON-CONF.	6- 7	182	3-6	142	252	178	178	11	11	
TOTALS	RPI 1-25	RPI 26-50	W-L RECORDS	RPI 51-100	RPI 101-150	RPI 150+				
6- 8	0- 0	0- 0	OVERALL	0- 4	1- 3	5- 1				
2- 5	0- 0	0- 0	HOME	0- 3	1- 2	1- 0				
3- 3	0- 0	0- 0	AWAY	0- 1	0- 1	3- 1				
1- 0	0- 0	0- 0	NEUTRAL	0- 0	0- 0	1- 0				
6- 7	0- 0	0- 0	NON-CONFERENCE	0- 4	1- 2	5- 1				
2- 4	0- 0	0- 0	HOME	0- 3	1- 1	1- 0				
3- 3	0- 0	0- 0	AWAY	0- 1	0- 1	3- 1				
1- 0	0- 0	0- 0	NEUTRAL	0- 0	0- 0	1- 0				
0- 1	0- 0	0- 0	CONFERENCE	0- 0	0- 1	0- 0				
0- 1	0- 0	0- 0	HOME	0- 0	0- 1	0- 0				
0- 0	0- 0	0- 0	AWAY	0- 0	0- 0	0- 0				
0- 0	0- 0	0- 0	NEUTRAL	0- 0	0- 0	0- 0				

RPI 1-25				RPI 26-50				RPI 51-100				RPI 101+				Team's RPI: 194	
RPI	S	Opponent	Score	RPI	S	Opponent	Score	RPI	S	Opponent	Score	RPI	S	Opponent	Score		
								53	H	Villanova	69 77	125	H	Harvard	75 69		
								62	H	Temple	69 72	129	H	Dayton	58 98		
								69	A	Drexel	31 69	139	A	Rider	43 70		
								84	H	Penn	49 65	148	H	Robert Morris	68 71		
												178	A	Howard	78 62		
												179	A	Norfolk St.	55 52		
												201	A	Penn St.	69 67		
												274	A	Navy	46 61		
												309	N	UMBC	74 58		
												340	H	Coppin St.	79 46		
LAST 10 Division I																	
				84	H	Penn	49 65					129	H	Dayton	58 98		
				274	A	Navy	46 61					62	H	Temple	69 72		
				309	N	UMBC	74 58					53	H	Villanova	69 77		
				340	H	Coppin St.	79 46					69	A	Drexel	31 69		
				179	A	Norfolk St.	55 52					139	A	Rider	43 70		

Non-Div I Games:

La Salle

■ Loss,
 ■ Non-Conf,
 ■ S Site,
 ■ H Home
 ■ A Away
 N Neutral

Average RPI Win:	341	WON-LOST	WINNING	LAST 10	STRENGTH OF	OPP. STRENGTH	TEAM	ADJ.	CONF.	ADJ CONF.
Average RPI Loss:	257	RECORD	PCT. RANK	GAMES	SCHEDULE	OF SCHEDULE	RPI	RPI	RPI	RPI
DIV. I ONLY	2- 11	319	2-8	344	341	350	350	23	23	
DIV. I NON-CONF.	2- 9	304	2-6	344	338	348	348	22	22	
TOTALS	RPI 1-25	RPI 26-50	W-L RECORDS	RPI 51-100	RPI 101-150	RPI 150+				
2- 11	0- 0	0- 0	OVERALL	0- 0	0- 0	2- 11				
2- 3	0- 0	0- 0	HOME	0- 0	0- 0	2- 3				
0- 8	0- 0	0- 0	AWAY	0- 0	0- 0	0- 8				
0- 0	0- 0	0- 0	NEUTRAL	0- 0	0- 0	0- 0				
2- 9	0- 0	0- 0	NON-CONFERENCE	0- 0	0- 0	2- 9				
2- 3	0- 0	0- 0	HOME	0- 0	0- 0	2- 3				
0- 6	0- 0	0- 0	AWAY	0- 0	0- 0	0- 6				
0- 0	0- 0	0- 0	NEUTRAL	0- 0	0- 0	0- 0				
0- 2	0- 0	0- 0	CONFERENCE	0- 0	0- 0	0- 2				
0- 0	0- 0	0- 0	HOME	0- 0	0- 0	0- 0				
0- 2	0- 0	0- 0	AWAY	0- 0	0- 0	0- 2				
0- 0	0- 0	0- 0	NEUTRAL	0- 0	0- 0	0- 0				

RPI 1-25			RPI 26-50			RPI 51-100			RPI 101+			Team's RPI: 350
RPI	S	Opponent	Score	RPI	S	Opponent	Score	RPI	S	Opponent	Score	
								152	H	Southern Miss.	42	57
								189	A	Tennessee Tech	68	75
								203	A	Texas Tech	38	83
								229	H	Southeastern La.	52	65
								232	A	North Texas	51	63
								275	A	Ga. Southern	47	64
								286	A	Ole Miss	42	66
								310	A	Nicholls St.	59	74
								311	H	Houston Baptist	65	72
								319	A	Georgia St.	52	68
								320	A	McNeese	69	72
								335	H	Northwestern St.	63	54
								346	H	Mississippi Val.	74	66
LAST 10 Division I												
310	A	Nicholls St.	59	74	319	A	Georgia St.	52	68			
311	H	Houston Baptist	65	72	275	A	Ga. Southern	47	64			
320	A	McNeese	69	72	346	H	Mississippi Val.	74	66			
229	H	Southeastern La.	52	65	203	A	Texas Tech	38	83			
335	H	Northwestern St.	63	54	232	A	North Texas	51	63			

Non-Div I Games:

La.-Monroe

■ Loss,
 ■ Non-Conf,
 ■ S Site,
 ■ H Home
 ■ A Away
 N Neutral

Lafayette

Through Games Of Jan. 5, 2020

Average RPI Win:	285	WON-LOST	WINNING	LAST 10	STRENGTH OF	OPP. STRENGTH	TEAM	ADJ.	CONF.	ADJ CONF.
Average RPI Loss:	144	RECORD	PCT. RANK	GAMES	SCHEDULE	OF SCHEDULE	RPI	RPI	RPI	RPI
DIV. I ONLY	5- 7	214	4-6	222	313	245	245	15	15	
DIV. I NON-CONF.	4- 6	212	3-5	257	327	283	283	13	13	
TOTALS	RPI 1-25	RPI 26-50	W-L RECORDS	RPI 51-100	RPI 101-150	RPI 150+				
5- 7	0- 0	0- 0	OVERALL	0- 4	0- 1	5- 2				
4- 2	0- 0	0- 0	HOME	0- 1	0- 0	4- 1				
1- 5	0- 0	0- 0	AWAY	0- 3	0- 1	1- 1				
0- 0	0- 0	0- 0	NEUTRAL	0- 0	0- 0	0- 0				
4- 6	0- 0	0- 0	NON-CONFERENCE	0- 3	0- 1	4- 2				
3- 2	0- 0	0- 0	HOME	0- 1	0- 0	3- 1				
1- 4	0- 0	0- 0	AWAY	0- 2	0- 1	1- 1				
0- 0	0- 0	0- 0	NEUTRAL	0- 0	0- 0	0- 0				
1- 1	0- 0	0- 0	CONFERENCE	0- 1	0- 0	1- 0				
1- 0	0- 0	0- 0	HOME	0- 0	0- 0	1- 0				
0- 1	0- 0	0- 0	AWAY	0- 1	0- 0	0- 0				
0- 0	0- 0	0- 0	NEUTRAL	0- 0	0- 0	0- 0				

RPI 1-25				RPI 26-50				RPI 51-100				RPI 101+				Team's RPI: 245	
RPI	S	Opponent	Score	RPI	S	Opponent	Score	RPI	S	Opponent	Score	RPI	S	Opponent	Score		
								67	A	St. John's (NY)	44	76	147	A	Binghamton	64	74
								75	A	Seton Hall	50	74	200	H	Boston U.	59	57
								82	A	Bucknell	36	50	230	A	Monmouth	44	52
								98	H	Duquesne	65	73	233	H	Manhattan	60	53
													308	A	Albany (NY)	54	47
													309	H	UMBC	58	65
													338	H	Fairleigh Dickinson	61	29
													347	H	LIU Brooklyn	65	60
LAST 10 Division I																	
				233	H	Manhattan	60	53	82	A	Bucknell	36	50				
				308	A	Albany (NY)	54	47	200	H	Boston U.	59	57				
				347	H	LIU Brooklyn	65	60	309	H	UMBC	58	65				
				98	H	Duquesne	65	73	75	A	Seton Hall	50	74				
				67	A	St. John's (NY)	44	76	230	A	Monmouth	44	52				

Non-Div I Games:

Lafayette

Loss, Non-Conf, S Site, H Home A Away N Neutral

Average RPI Win:	244	WON-LOST	WINNING	LAST 10	STRENGTH OF	OPP. STRENGTH	TEAM	ADJ.	CONF.	ADJ CONF.
Average RPI Loss:	112	RECORD	PCT. RANK	GAMES	SCHEDULE	OF SCHEDULE	RPI	RPI	RPI	RPI
DIV. I ONLY	4- 7	234	4-6	87	217	174	174	25	25	
DIV. I NON-CONF.	2- 5	259	2-4	23	217	157	157	23	23	
TOTALS	RPI 1-25	RPI 26-50	W-L RECORDS	RPI 51-100	RPI 101-150	RPI 150+				
4- 7	0- 1	0- 2	OVERALL	0- 1	1- 1	3- 2				
2- 2	0- 0	0- 0	HOME	0- 0	0- 1	2- 1				
1- 5	0- 1	0- 2	AWAY	0- 1	0- 0	1- 1				
1- 0	0- 0	0- 0	NEUTRAL	0- 0	1- 0	0- 0				
2- 5	0- 1	0- 2	NON-CONFERENCE	0- 0	1- 0	1- 2				
1- 1	0- 0	0- 0	HOME	0- 0	0- 0	1- 1				
0- 4	0- 1	0- 2	AWAY	0- 0	0- 0	0- 1				
1- 0	0- 0	0- 0	NEUTRAL	0- 0	1- 0	0- 0				
2- 2	0- 0	0- 0	CONFERENCE	0- 1	0- 1	2- 0				
1- 1	0- 0	0- 0	HOME	0- 0	0- 1	1- 0				
1- 1	0- 0	0- 0	AWAY	0- 1	0- 0	1- 0				
0- 0	0- 0	0- 0	NEUTRAL	0- 0	0- 0	0- 0				

RPI 1-25				RPI 26-50				RPI 51-100				RPI 101+ Team's RPI: 174			
RPI	S	Opponent	Score	RPI	S	Opponent	Score	RPI	S	Opponent	Score	RPI	S	Opponent	Score
17	A	NC State	40 81	29	A	Oklahoma St.	53 74	76	A	Abilene Christian	72 78	114	H	New Orleans	57 62
				37	A	Baylor	28 90					128	N	Idaho	47 44
												185	H	Louisiana	63 74
												229	A	Southeastern La.	65 57
												284	H	Denver	71 59
												325	A	Cal Poly	56 57
												335	H	Northwestern St.	61 58
LAST 10 Division I															
325	A	Cal Poly	56 57	76	A	Abilene Christian	72 78								
128	N	Idaho	47 44	114	H	New Orleans	57 62								
185	H	Louisiana	63 74	335	H	Northwestern St.	61 58								
37	A	Baylor	28 90	229	A	Southeastern La.	65 57								
17	A	NC State	40 81	284	H	Denver	71 59								

Non-Div I Games: Howard Payne 96 36 LeTourneau 90 38

Lamar University

Loss, Non-Conf, S Site, H Home A Away N Neutral

Average RPI Win:	229	WON-LOST	WINNING	LAST 10	STRENGTH OF	OPP. STRENGTH	TEAM	ADJ.	CONF.	ADJ CONF.
Average RPI Loss:	88	RECORD	PCT. RANK	GAMES	SCHEDULE	OF SCHEDULE	RPI	RPI	RPI	RPI
DIV. I ONLY	9- 3	59	7-3	239	198	91	91	15	15	
DIV. I NON-CONF.	7- 3	80	5-3	192	196	86	86	13	13	
TOTALS	RPI 1-25	RPI 26-50	W-L RECORDS	RPI 51-100	RPI 101-150	RPI 150+				
9- 3	0- 0	0- 1	OVERALL	1- 1	1- 1	7- 0				
4- 0	0- 0	0- 0	HOME	1- 0	1- 0	2- 0				
5- 1	0- 0	0- 1	AWAY	0- 0	0- 0	5- 0				
0- 2	0- 0	0- 0	NEUTRAL	0- 1	0- 1	0- 0				
7- 3	0- 0	0- 1	NON-CONFERENCE	1- 1	1- 1	5- 0				
3- 0	0- 0	0- 0	HOME	1- 0	1- 0	1- 0				
4- 1	0- 0	0- 1	AWAY	0- 0	0- 0	4- 0				
0- 2	0- 0	0- 0	NEUTRAL	0- 1	0- 1	0- 0				
2- 0	0- 0	0- 0	CONFERENCE	0- 0	0- 0	2- 0				
1- 0	0- 0	0- 0	HOME	0- 0	0- 0	1- 0				
1- 0	0- 0	0- 0	AWAY	0- 0	0- 0	1- 0				
0- 0	0- 0	0- 0	NEUTRAL	0- 0	0- 0	0- 0				

RPI 1-25				RPI 26-50				RPI 51-100				Team's RPI: 91	RPI 101+			
RPI	S	Opponent	Score	RPI	S	Opponent	Score	RPI	S	Opponent	Score		RPI	S	Opponent	Score
				47	A	Minnesota	49 77	75	H	Seton Hall	75 68		130	N	Fordham	57 59
								87	N	Ball St.	52 54		132	H	George Washington	59 53
													190	A	Merrimack	72 68
													222	A	Mt. St. Mary's	66 65
													241	A	Delaware St.	68 38
													261	A	Loyola Maryland	55 53
													274	H	Navy	70 40
													331	A	Saint Peter's	80 71
													336	H	Central Conn. St.	70 51
LAST 10 Division I																
				130	N	Fordham	57 59	261	A	Loyola Maryland	55 53					
				87	N	Ball St.	52 54	274	H	Navy	70 40					
				75	H	Seton Hall	75 68	331	A	Saint Peter's	80 71					
				336	H	Central Conn. St.	70 51	47	A	Minnesota	49 77					
				132	H	George Washington	59 53	222	A	Mt. St. Mary's	66 65					

Non-Div I Games: Bloomsburg 91 43

Lehigh

■ Loss,
 ■ Non-Conf,
 ■ S Site,
 ■ H Home
 ■ A Away
 N Neutral

Liberty

Through Games Of Jan. 5, 2020

Average RPI Win:	201	WON-LOST	WINNING	LAST 10	STRENGTH OF	OPP. STRENGTH	TEAM	ADJ.	CONF.	ADJ CONF.
Average RPI Loss:	102	RECORD	PCT. RANK	GAMES	SCHEDULE	OF SCHEDULE	RPI	RPI	RPI	RPI
DIV. I ONLY	8- 6	129	7-3	140	83	111	111	16	16	
DIV. I NON-CONF.	7- 6	160	6-3	109	77	99	99	16	16	
TOTALS	RPI 1-25	RPI 26-50	W-L RECORDS	RPI 51-100	RPI 101-150	RPI 150+				
8- 6	0- 2	0- 1	OVERALL	0- 0	1- 1	7- 2				
1- 3	0- 0	0- 0	HOME	0- 0	0- 1	1- 2				
5- 2	0- 1	0- 1	AWAY	0- 0	0- 0	5- 0				
2- 1	0- 1	0- 0	NEUTRAL	0- 0	1- 0	1- 0				
7- 6	0- 2	0- 1	NON-CONFERENCE	0- 0	1- 1	6- 2				
1- 3	0- 0	0- 0	HOME	0- 0	0- 1	1- 2				
4- 2	0- 1	0- 1	AWAY	0- 0	0- 0	4- 0				
2- 1	0- 1	0- 0	NEUTRAL	0- 0	1- 0	1- 0				
1- 0	0- 0	0- 0	CONFERENCE	0- 0	0- 0	1- 0				
0- 0	0- 0	0- 0	HOME	0- 0	0- 0	0- 0				
1- 0	0- 0	0- 0	AWAY	0- 0	0- 0	1- 0				
0- 0	0- 0	0- 0	NEUTRAL	0- 0	0- 0	0- 0				

RPI S	Opponent	Score	RPI S	Opponent	Score	RPI S	Opponent	Score	RPI S	Opponent	Score	Team's RPI: 111
5 N	Oregon St.	55 68	26 A	James Madison	53 76				110 H	UNC Greensboro	53 58	
18 A	Virginia Tech	69 73							135 N	Bradley	75 63	
									156 A	Hampton	83 59	
									157 N	Miami (OH)	65 53	
									179 A	Norfolk St.	67 48	
									193 A	Saint Francis (PA)	71 52	
									221 H	Chattanooga	54 71	
									228 H	East Carolina	81 66	
									231 H	ETSU	62 63	
									240 A	UMKC	68 44	
									316 A	NJIT	67 53	
LAST 10 Division I												
228 H	East Carolina	81 66	316 A	NJIT	67 53							
5 N	Oregon St.	55 68	240 A	UMKC	68 44							
157 N	Miami (OH)	65 53	135 N	Bradley	75 63							
26 A	James Madison	53 76	193 A	Saint Francis (PA)	71 52							
110 H	UNC Greensboro	53 58	156 A	Hampton	83 59							

Non-Div I Games:

Liberty

Loss, Non-Conf, S Site, H Home A Away N Neutral

Average RPI Win:	279	WON-LOST	WINNING	LAST 10	STRENGTH OF	OPP. STRENGTH	TEAM	ADJ.	CONF.	ADJ CONF.
Average RPI Loss:	144	RECORD	PCT. RANK	GAMES	SCHEDULE	OF SCHEDULE	RPI	RPI	RPI	RPI
DIV. I ONLY	2- 11	319	1-9	129	292	288	288	16	16	
DIV. I NON-CONF.	2- 10	313	1-8	180	307	307	307	16	16	
TOTALS	RPI 1-25	RPI 26-50	W-L RECORDS	RPI 51-100	RPI 101-150	RPI 150+				
2- 11	0- 0	0- 2	OVERALL	0- 2	0- 3	2- 4				
1- 3	0- 0	0- 0	HOME	0- 0	0- 1	1- 2				
1- 6	0- 0	0- 2	AWAY	0- 1	0- 1	1- 2				
0- 2	0- 0	0- 0	NEUTRAL	0- 1	0- 1	0- 0				
2- 10	0- 0	0- 1	NON-CONFERENCE	0- 2	0- 3	2- 4				
1- 3	0- 0	0- 0	HOME	0- 0	0- 1	1- 2				
1- 5	0- 0	0- 1	AWAY	0- 1	0- 1	1- 2				
0- 2	0- 0	0- 0	NEUTRAL	0- 1	0- 1	0- 0				
0- 1	0- 0	0- 1	CONFERENCE	0- 0	0- 0	0- 0				
0- 0	0- 0	0- 0	HOME	0- 0	0- 0	0- 0				
0- 1	0- 0	0- 1	AWAY	0- 0	0- 0	0- 0				
0- 0	0- 0	0- 0	NEUTRAL	0- 0	0- 0	0- 0				

RPI S	Opponent	Score	RPI S	Opponent	Score	RPI S	Opponent	Score	RPI S	Opponent	Score	Team's RPI: 288
39	A FGCU	56 82	49	A Middle Tenn.	49 70	66	A UT Martin	67 83	112	H Belmont	68 69	
						70	N Marist	63 74	129	A Dayton	60 82	
									139	N Rider	76 81	
									187	H Murray St.	57 67	
									189	A Tennessee Tech	58 78	
									218	H Northern Ky.	71 69	
									283	H Eastern Ill.	56 66	
									326	A Jacksonville St.	63 65	
									339	A Tennessee St.	74 64	
LAST 10 Division I												
49	A Middle Tenn.	49 70	39	A FGCU	56 82							
283	H Eastern Ill.	56 66	189	A Tennessee Tech	58 78							
70	N Marist	63 74	66	A UT Martin	67 83							
139	N Rider	76 81	112	H Belmont	68 69							
187	H Murray St.	57 67	339	A Tennessee St.	74 64							

Non-Div I Games: Queens (NC) 86 45

Lipscomb

Loss, Non-Conf, S Site, H Home A Away N Neutral

Little Rock

Through Games Of Jan. 5, 2020

Average RPI Win:	243	WON-LOST	WINNING	LAST 10	STRENGTH OF	OPP. STRENGTH	TEAM	ADJ.	CONF.	ADJ CONF.
Average RPI Loss:	102	RECORD	PCT. RANK	GAMES	SCHEDULE	OF SCHEDULE	RPI	RPI	RPI	RPI
DIV. I ONLY	3- 10	291	3-7	24	195	181	181	23	23	
DIV. I NON-CONF.	2- 9	304	2-6	15	184	201	201	22	22	
TOTALS	RPI 1-25	RPI 26-50	W-L RECORDS	RPI 51-100	RPI 101-150	RPI 150+				
3- 10	0- 2	0- 2	OVERALL	0- 1	0- 1	3- 4				
2- 3	0- 0	0- 1	HOME	0- 0	0- 0	2- 2				
1- 7	0- 2	0- 1	AWAY	0- 1	0- 1	1- 2				
0- 0	0- 0	0- 0	NEUTRAL	0- 0	0- 0	0- 0				
2- 9	0- 2	0- 2	NON-CONFERENCE	0- 1	0- 0	2- 4				
2- 3	0- 0	0- 1	HOME	0- 0	0- 0	2- 2				
0- 6	0- 2	0- 1	AWAY	0- 1	0- 0	0- 2				
0- 0	0- 0	0- 0	NEUTRAL	0- 0	0- 0	0- 0				
1- 1	0- 0	0- 0	CONFERENCE	0- 0	0- 1	1- 0				
0- 0	0- 0	0- 0	HOME	0- 0	0- 0	0- 0				
1- 1	0- 0	0- 0	AWAY	0- 0	0- 1	1- 0				
0- 0	0- 0	0- 0	NEUTRAL	0- 0	0- 0	0- 0				

RPI 1-25				RPI 26-50				RPI 51-100				RPI 101+ Team's RPI: 181			
RPI	S	Opponent	Score	RPI	S	Opponent	Score	RPI	S	Opponent	Score	RPI	S	Opponent	Score
9	A	Texas A&M	35 78	44	A	Arkansas	53 86	57	A	Western Ky.	58 77	117	A	UT Arlington	58 65
14	A	Mississippi St.	50 89	48	H	LSU	50 65					162	H	Memphis	50 68
												169	A	Fla. Atlantic	72 79
												184	A	Rice	40 66
												214	H	Tulsa	63 51
												215	H	Louisiana Tech	38 43
												236	H	Central Ark.	63 48
												279	A	Texas St.	78 66
LAST 10 Division I															
214	H	Tulsa	63 51	117	A	UT Arlington	58 65								
215	H	Louisiana Tech	38 43	279	A	Texas St.	78 66								
57	A	Western Ky.	58 77	14	A	Mississippi St.	50 89								
169	A	Fla. Atlantic	72 79	44	A	Arkansas	53 86								
236	H	Central Ark.	63 48	162	H	Memphis	50 68								

Non-Div I Games:

Little Rock

Loss, Non-Conf, S Site, H Home A Away N Neutral

Average RPI Win:	239	WON-LOST	WINNING	LAST 10	STRENGTH OF	OPP. STRENGTH	TEAM	ADJ.	CONF.	ADJ CONF.
Average RPI Loss:	176	RECORD	PCT. RANK	GAMES	SCHEDULE	OF SCHEDULE	RPI	RPI	RPI	RPI
DIV. I ONLY	4- 8	244	4-6	241	162	249	249	26	26	
DIV. I NON-CONF.	4- 8	235	4-6	232	172	257	257	26	26	
TOTALS	RPI 1-25	RPI 26-50	W-L RECORDS	RPI 51-100	RPI 101-150	RPI 150+				
4- 8	0- 2	0- 0	OVERALL	1- 0	0- 2	3- 4				
1- 3	0- 1	0- 0	HOME	0- 0	0- 0	1- 2				
1- 5	0- 1	0- 0	AWAY	1- 0	0- 2	0- 2				
2- 0	0- 0	0- 0	NEUTRAL	0- 0	0- 0	2- 0				
4- 8	0- 2	0- 0	NON-CONFERENCE	1- 0	0- 2	3- 4				
1- 3	0- 1	0- 0	HOME	0- 0	0- 0	1- 2				
1- 5	0- 1	0- 0	AWAY	1- 0	0- 2	0- 2				
2- 0	0- 0	0- 0	NEUTRAL	0- 0	0- 0	2- 0				
0- 0	0- 0	0- 0	CONFERENCE	0- 0	0- 0	0- 0				
0- 0	0- 0	0- 0	HOME	0- 0	0- 0	0- 0				
0- 0	0- 0	0- 0	AWAY	0- 0	0- 0	0- 0				
0- 0	0- 0	0- 0	NEUTRAL	0- 0	0- 0	0- 0				

RPI 1-25				RPI 26-50				RPI 51-100				RPI 101+ Team's RPI: 249			
RPI	S	Opponent	Score	RPI	S	Opponent	Score	RPI	S	Opponent	Score	RPI	S	Opponent	Score
7	A	UCLA	51 86					97	A	Santa Clara	54 46	105	A	Southern California	40 57
15	H	Oregon	45 81									107	A	California	45 68
												201	N	Penn St.	64 56
												258	H	Utah St.	48 56
												285	H	LMU (CA)	57 70
												295	A	California Baptist	70 79
												323	H	Air Force	74 68
												333	N	UTRGV	69 65
												334	A	Seattle U	54 66
LAST 10 Division I															
				97	A	Santa Clara	54 46					105	A	Southern California	40 57
				107	A	California	45 68					333	N	UTRGV	69 65
				201	N	Penn St.	64 56					323	H	Air Force	74 68
				285	H	LMU (CA)	57 70					15	H	Oregon	45 81
				258	H	Utah St.	48 56					334	A	Seattle U	54 66

Non-Div I Games: Westcliff 94 47 Bethesda (CA) 90 43

Long Beach St.

Loss, Non-Conf, S Site, H Home A Away N Neutral

Average RPI Win:	260	WON-LOST	WINNING	LAST 10	STRENGTH OF	OPP. STRENGTH	TEAM	ADJ.	CONF.	ADJ CONF.
Average RPI Loss:	166	RECORD	PCT. RANK	GAMES	SCHEDULE	OF SCHEDULE	RPI	RPI	RPI	RPI
DIV. I ONLY	6- 5	142	6-4	320	143	220	220	27	27	
DIV. I NON-CONF.	4- 5	195	4-4	319	101	264	264	27	27	
TOTALS	RPI 1-25	RPI 26-50	W-L RECORDS	RPI 51-100	RPI 101-150	RPI 150+				
6- 5	0- 0	0- 1	OVERALL	0- 0	0- 1	6- 3				
4- 1	0- 0	0- 0	HOME	0- 0	0- 0	4- 1				
2- 4	0- 0	0- 1	AWAY	0- 0	0- 1	2- 2				
0- 0	0- 0	0- 0	NEUTRAL	0- 0	0- 0	0- 0				
4- 5	0- 0	0- 1	NON-CONFERENCE	0- 0	0- 1	4- 3				
3- 1	0- 0	0- 0	HOME	0- 0	0- 0	3- 1				
1- 4	0- 0	0- 1	AWAY	0- 0	0- 1	1- 2				
0- 0	0- 0	0- 0	NEUTRAL	0- 0	0- 0	0- 0				
2- 0	0- 0	0- 0	CONFERENCE	0- 0	0- 0	2- 0				
1- 0	0- 0	0- 0	HOME	0- 0	0- 0	1- 0				
1- 0	0- 0	0- 0	AWAY	0- 0	0- 0	1- 0				
0- 0	0- 0	0- 0	NEUTRAL	0- 0	0- 0	0- 0				

RPI 1-25			RPI 26-50			RPI 51-100			RPI 101+			Team's RPI: 220
RPI	S	Opponent	Score	RPI	S	Opponent	Score	RPI	S	Opponent	Score	
				26	A	James Madison	53 93					
								137	A	Florida	54 71	
								179	A	Norfolk St.	46 49	
								207	H	Gardner-Webb	80 70	
								228	H	East Carolina	61 64	
								241	H	Delaware St.	78 62	
								259	H	Brown	86 76	
								260	A	Wofford	76 79	
								270	H	UNCW	59 58	
								289	A	UMES	71 62	
								294	A	Presbyterian	71 60	
LAST 10 Division I												
228	H	East Carolina	61 64	294	A	Presbyterian	71 60					
260	A	Wofford	76 79	207	H	Gardner-Webb	80 70					
259	H	Brown	86 76	289	A	UMES	71 62					
270	H	UNCW	59 58	241	H	Delaware St.	78 62					
137	A	Florida	54 71	179	A	Norfolk St.	46 49					

Non-Div I Games:

Longwood

■ Loss,
 ■ Non-Conf, S Site,
 ■ Home
 ■ Away
 N Neutral

Average RPI Win:	240	WON-LOST	WINNING	LAST 10	STRENGTH OF	OPP. STRENGTH	TEAM	ADJ.	CONF.	ADJ CONF.
Average RPI Loss:	184	RECORD	PCT. RANK	GAMES	SCHEDULE	OF SCHEDULE	RPI	RPI	RPI	RPI
DIV. I ONLY	6- 5	142	6-4	297	174	185	185	23	23	
DIV. I NON-CONF.	5- 4	140	5-3	287	114	167	167	22	22	
TOTALS	RPI 1-25	RPI 26-50	W-L RECORDS	RPI 51-100	RPI 101-150	RPI 150+				
6- 5	0- 1	0- 0	OVERALL	0- 0	1- 0	5- 4				
2- 1	0- 1	0- 0	HOME	0- 0	0- 0	2- 0				
4- 4	0- 0	0- 0	AWAY	0- 0	1- 0	3- 4				
0- 0	0- 0	0- 0	NEUTRAL	0- 0	0- 0	0- 0				
5- 4	0- 1	0- 0	NON-CONFERENCE	0- 0	1- 0	4- 3				
2- 1	0- 1	0- 0	HOME	0- 0	0- 0	2- 0				
3- 3	0- 0	0- 0	AWAY	0- 0	1- 0	2- 3				
0- 0	0- 0	0- 0	NEUTRAL	0- 0	0- 0	0- 0				
1- 1	0- 0	0- 0	CONFERENCE	0- 0	0- 0	1- 1				
0- 0	0- 0	0- 0	HOME	0- 0	0- 0	0- 0				
1- 1	0- 0	0- 0	AWAY	0- 0	0- 0	1- 1				
0- 0	0- 0	0- 0	NEUTRAL	0- 0	0- 0	0- 0				

RPI 1-25				RPI 26-50				RPI 51-100				RPI 101+ Team's RPI: 185			
RPI	S	Opponent	Score	RPI	S	Opponent	Score	RPI	S	Opponent	Score	RPI	S	Opponent	Score
14	H	Mississippi St.	48 64									114	A	New Orleans	65 60
												174	A	Lamar University	74 63
												188	A	Sam Houston St.	73 77
												211	A	Jackson St.	54 65
												229	H	Southeastern La.	60 50
												232	A	North Texas	66 69
												275	A	Ga. Southern	67 83
												286	A	Ole Miss	53 42
												319	A	Georgia St.	75 65
												320	H	McNeese	75 55
LAST 10 Division I															
232	A	North Texas	66 69	275	A	Ga. Southern	67 83								
174	A	Lamar University	74 63	319	A	Georgia St.	75 65								
114	A	New Orleans	65 60	211	A	Jackson St.	54 65								
229	H	Southeastern La.	60 50	286	A	Ole Miss	53 42								
320	H	McNeese	75 55	14	H	Mississippi St.	48 64								

Non-Div I Games: Loyola (LA) 67 51 Xavier (LA) 62 49

Louisiana

Loss, Non-Conf, S Site, H Home A Away N Neutral

Average RPI Win: 232		WON-LOST	WINNING	LAST 10	STRENGTH OF	OPP. STRENGTH	TEAM	ADJ.	CONF.	ADJ CONF.
Average RPI Loss: 177		RECORD	PCT. RANK	GAMES	SCHEDULE	OF SCHEDULE	RPI	RPI	RPI	RPI
DIV. I ONLY		6- 4	117	6-4	317	127	215	215	13	13
DIV. I NON-CONF.		6- 3	90	6-3	334	109	217	217	15	15
TOTALS		RPI 1-25	RPI 26-50	W-L RECORDS	RPI 51-100	RPI 101-150	RPI 150+			
6- 4	0- 0		0- 0	OVERALL	0- 0	0- 1	6- 3			
5- 1	0- 0		0- 0	HOME	0- 0	0- 0	5- 1			
1- 3	0- 0		0- 0	AWAY	0- 0	0- 1	1- 2			
0- 0	0- 0		0- 0	NEUTRAL	0- 0	0- 0	0- 0			
6- 3	0- 0		0- 0	NON-CONFERENCE	0- 0	0- 1	6- 2			
5- 1	0- 0		0- 0	HOME	0- 0	0- 0	5- 1			
1- 2	0- 0		0- 0	AWAY	0- 0	0- 1	1- 1			
0- 0	0- 0		0- 0	NEUTRAL	0- 0	0- 0	0- 0			
0- 1	0- 0		0- 0	CONFERENCE	0- 0	0- 0	0- 1			
0- 0	0- 0		0- 0	HOME	0- 0	0- 0	0- 0			
0- 1	0- 0		0- 0	AWAY	0- 0	0- 0	0- 1			
0- 0	0- 0		0- 0	NEUTRAL	0- 0	0- 0	0- 0			

RPI 1-25				RPI 26-50				RPI 51-100				RPI 101+				Team's RPI: 215	
RPI	S	Opponent	Score	RPI	S	Opponent	Score	RPI	S	Opponent	Score	RPI	S	Opponent	Score		
												116	A	Houston	53	67	
												152	A	Southern Miss.	60	66	
												153	H	Wichita St.	80	88	
												162	H	Memphis	83	74	
												181	A	Little Rock	43	38	
												208	H	Arkansas St.	67	54	
												229	H	Southeastern La.	92	78	
												286	A	Ole Miss	53	76	
												292	H	Grambling	70	66	
												320	H	McNeese	79	54	
LAST 10 Division I																	
				320	H	McNeese	79 54	152	A	Southern Miss.	60	66					
				181	A	Little Rock	43 38	208	H	Arkansas St.	67	54					
				286	A	Ole Miss	53 76	292	H	Grambling	70	66					
				153	H	Wichita St.	80 88	229	H	Southeastern La.	92	78					
				162	H	Memphis	83 74	116	A	Houston	53	67					

Non-Div I Games:	Loyola (LA)	71	52	LSU-Alexandria	93	61
------------------	-------------	----	----	----------------	----	----

Louisiana Tech

■ Loss, ■ Non-Conf, S Site, H Home A Away N Neutral

Louisville

Through Games Of Jan. 5, 2020

Average RPI Win:	94	WON-LOST	WINNING	LAST 10	STRENGTH OF	OPP. STRENGTH	TEAM	ADJ.	CONF.	ADJ CONF.
Average RPI Loss:	23	RECORD	PCT. RANK	GAMES	SCHEDULE	OF SCHEDULE	RPI	RPI	RPI	RPI
DIV. I ONLY	14- 1	5	9-1	20	3	3	3	3	3	3
DIV. I NON-CONF.	11- 1	14	6-1	11	15	2	2	2	2	2
TOTALS	RPI 1-25	RPI 26-50	W-L RECORDS	RPI 51-100	RPI 101-150	RPI 150+				
14- 1	2- 1	3- 0	OVERALL	4- 0	1- 0	4- 0				
7- 0	0- 0	2- 0	HOME	3- 0	0- 0	2- 0				
4- 1	1- 1	0- 0	AWAY	1- 0	0- 0	2- 0				
3- 0	1- 0	1- 0	NEUTRAL	0- 0	1- 0	0- 0				
11- 1	2- 1	2- 0	NON-CONFERENCE	3- 0	1- 0	3- 0				
5- 0	0- 0	1- 0	HOME	2- 0	0- 0	2- 0				
3- 1	1- 1	0- 0	AWAY	1- 0	0- 0	1- 0				
3- 0	1- 0	1- 0	NEUTRAL	0- 0	1- 0	0- 0				
3- 0	0- 0	1- 0	CONFERENCE	1- 0	0- 0	1- 0				
2- 0	0- 0	1- 0	HOME	1- 0	0- 0	0- 0				
1- 0	0- 0	0- 0	AWAY	0- 0	0- 0	1- 0				
0- 0	0- 0	0- 0	NEUTRAL	0- 0	0- 0	0- 0				

RPI	S	Opponent	Score	RPI	S	Opponent	Score	RPI	S	Opponent	Score	RPI	S	Opponent	Score
15	N	Oregon	72 62	29	N	Oklahoma St.	69 48	56	H	Syracuse	62 58	117	N	UT Arlington	76 67
20	A	Kentucky	67 66	38	H	Duke	60 55	57	H	Western Ky.	75 56	173	A	Clemson	75 50
23	A	Ohio St.	60 67	41	H	Central Mich.	76 63	66	A	UT Martin	71 63	187	H	Murray St.	76 40
								80	H	Boise St.	98 82	218	A	Northern Ky.	85 57
												221	H	Chattanooga	86 37
LAST 10 Division I															
218	A	Northern Ky.	85 57	38	H	Duke	60 55								
23	A	Ohio St.	60 67	173	A	Clemson	75 50								
15	N	Oregon	72 62	56	H	Syracuse	62 58								
29	N	Oklahoma St.	69 48	66	A	UT Martin	71 63								
117	N	UT Arlington	76 67	20	A	Kentucky	67 66								

Non-Div I Games:

Louisville

■ Loss,
 ■ Non-Conf, S Site,
 ■ Home
 ■ Away
 N Neutral

Average RPI Win:	235	WON-LOST	WINNING	LAST 10	STRENGTH OF	OPP. STRENGTH	TEAM	ADJ.	CONF.	ADJ CONF.
Average RPI Loss:	54	RECORD	PCT. RANK	GAMES	SCHEDULE	OF SCHEDULE	RPI	RPI	RPI	RPI
DIV. I ONLY	10- 3	50	7-3	190	220	95	95	7	7	
DIV. I NON-CONF.	9- 2	40	6-2	274	293	120	120	7	7	
TOTALS	RPI 1-25	RPI 26-50	W-L RECORDS	RPI 51-100	RPI 101-150	RPI 150+				
10- 3	0- 2	0- 0	OVERALL	1- 0	0- 0	9- 1				
4- 3	0- 2	0- 0	HOME	1- 0	0- 0	3- 1				
6- 0	0- 0	0- 0	AWAY	0- 0	0- 0	6- 0				
0- 0	0- 0	0- 0	NEUTRAL	0- 0	0- 0	0- 0				
9- 2	0- 1	0- 0	NON-CONFERENCE	0- 0	0- 0	9- 1				
3- 2	0- 1	0- 0	HOME	0- 0	0- 0	3- 1				
6- 0	0- 0	0- 0	AWAY	0- 0	0- 0	6- 0				
0- 0	0- 0	0- 0	NEUTRAL	0- 0	0- 0	0- 0				
1- 1	0- 1	0- 0	CONFERENCE	1- 0	0- 0	0- 0				
1- 1	0- 1	0- 0	HOME	1- 0	0- 0	0- 0				
0- 0	0- 0	0- 0	AWAY	0- 0	0- 0	0- 0				
0- 0	0- 0	0- 0	NEUTRAL	0- 0	0- 0	0- 0				

RPI 1-25				RPI 26-50				RPI 51-100				RPI 101+			
RPI	S	Opponent	Score	RPI	S	Opponent	Score	RPI	S	Opponent	Score	RPI	S	Opponent	Score
2	H	Missouri St.	72 74					60	H	Southern Ill.	51 49	151	H	Western Mich.	60 70
10	H	DePaul	76 83									158	H	Bowling Green	84 76
												160	A	Portland	78 64
												197	H	Dartmouth	61 40
												240	A	UMKC	72 67
												283	A	Eastern Ill.	67 51
												293	A	SIUE	63 50
												296	H	Vermont	78 76
												321	A	Detroit Mercy	89 60
												345	A	Chicago St.	98 53
LAST 10 Division I															
293	A	SIUE	63 50	60	H	Southern Ill.	51 49	2	H	Missouri St.	72 74	151	H	Western Mich.	60 70
197	H	Dartmouth	61 40					10	H	DePaul	76 83				
160	A	Portland	78 64					158	H	Bowling Green	84 76				
240	A	UMKC	72 67												
345	A	Chicago St.	98 53												

Non-Div I Games:

Loyola Chicago

■ Loss,
 ■ Non-Conf, S Site,
 ■ Home
 ■ Away
 N Neutral

Average RPI Win:	255	WON-LOST	WINNING	LAST 10	STRENGTH OF	OPP. STRENGTH	TEAM	ADJ.	CONF.	ADJ CONF.
Average RPI Loss:	132	RECORD	PCT. RANK	GAMES	SCHEDULE	OF SCHEDULE	RPI	RPI	RPI	RPI
DIV. I ONLY	3- 10	291	2-8	136	223	261	261	15	15	
DIV. I NON-CONF.	3- 8	268	2-6	198	198	260	260	13	13	
TOTALS	RPI 1-25	RPI 26-50	W-L RECORDS	RPI 51-100	RPI 101-150	RPI 150+				
3- 10	0- 1	0- 1	OVERALL	0- 2	0- 2	3- 4				
2- 3	0- 0	0- 0	HOME	0- 1	0- 1	2- 1				
1- 6	0- 1	0- 1	AWAY	0- 1	0- 0	1- 3				
0- 1	0- 0	0- 0	NEUTRAL	0- 0	0- 1	0- 0				
3- 8	0- 1	0- 1	NON-CONFERENCE	0- 1	0- 1	3- 4				
2- 1	0- 0	0- 0	HOME	0- 0	0- 0	2- 1				
1- 6	0- 1	0- 1	AWAY	0- 1	0- 0	1- 3				
0- 1	0- 0	0- 0	NEUTRAL	0- 0	0- 1	0- 0				
0- 2	0- 0	0- 0	CONFERENCE	0- 1	0- 1	0- 0				
0- 2	0- 0	0- 0	HOME	0- 1	0- 1	0- 0				
0- 0	0- 0	0- 0	AWAY	0- 0	0- 0	0- 0				
0- 0	0- 0	0- 0	NEUTRAL	0- 0	0- 0	0- 0				

RPI 1-25				RPI 26-50				RPI 51-100				RPI 101+ Team's RPI: 261			
RPI	S	Opponent	Score	RPI	S	Opponent	Score	RPI	S	Opponent	Score	RPI	S	Opponent	Score
22	A	Northwestern	46 67	30	A	Maryland	45 105	91	H	Lehigh	53 55	103	H	Holy Cross	56 64
								100	A	Notre Dame	60 84	124	N	Wright St.	51 66
												169	A	Fla. Atlantic	61 72
												178	H	Howard	69 75
												197	H	Dartmouth	72 56
												222	A	Mt. St. Mary's	75 81
												230	H	Monmouth	64 48
												277	A	St. Francis Brooklyn	78 89
												338	A	Fairleigh Dickinson	75 46
LAST 10 Division I															
222	A	Mt. St. Mary's	75 81	91	H	Lehigh	53 55								
124	N	Wright St.	51 66	103	H	Holy Cross	56 64								
169	A	Fla. Atlantic	61 72	197	H	Dartmouth	72 56								
277	A	St. Francis Brooklyn	78 89	230	H	Monmouth	64 48								
178	H	Howard	69 75	30	A	Maryland	45 105								

Non-Div I Games:

Loyola Maryland

■ Loss,
 ■ Non-Conf,
 S Site,
 ■ Home
 ■ Away
 N Neutral

Maine

Through Games Of Jan. 5, 2020

Average RPI Win:	242	WON-LOST	WINNING	LAST 10	STRENGTH OF	OPP. STRENGTH	TEAM	ADJ.	CONF.	ADJ CONF.
Average RPI Loss:	124	RECORD	PCT. RANK	GAMES	SCHEDULE	OF SCHEDULE	RPI	RPI	RPI	RPI
DIV. I ONLY	4- 11	278	2-8	135	192	252	252	29	29	
DIV. I NON-CONF.	3- 10	282	1-7	122	158	255	255	29	29	
TOTALS	RPI 1-25	RPI 26-50	W-L RECORDS	RPI 51-100	RPI 101-150	RPI 150+				
4- 11	0- 2	0- 0	OVERALL	0- 3	1- 2	3- 4				
3- 3	0- 0	0- 0	HOME	0- 0	1- 1	2- 2				
1- 5	0- 1	0- 0	AWAY	0- 2	0- 0	1- 2				
0- 3	0- 1	0- 0	NEUTRAL	0- 1	0- 1	0- 0				
3- 10	0- 2	0- 0	NON-CONFERENCE	0- 2	1- 2	2- 4				
2- 3	0- 0	0- 0	HOME	0- 0	1- 1	1- 2				
1- 4	0- 1	0- 0	AWAY	0- 1	0- 0	1- 2				
0- 3	0- 1	0- 0	NEUTRAL	0- 1	0- 1	0- 0				
1- 1	0- 0	0- 0	CONFERENCE	0- 1	0- 0	1- 0				
1- 0	0- 0	0- 0	HOME	0- 0	0- 0	1- 0				
0- 1	0- 0	0- 0	AWAY	0- 1	0- 0	0- 0				
0- 0	0- 0	0- 0	NEUTRAL	0- 0	0- 0	0- 0				

RPI 1-25				RPI 26-50				RPI 51-100				RPI 101+				Team's RPI: 252
RPI	S	Opponent	Score	RPI	S	Opponent	Score	RPI	S	Opponent	Score	RPI	S	Opponent	Score	
17	A	NC State	34 62					51	N	Arizona St.	31 57	125	H	Harvard	40 69	
25	N	Drake	62 94					69	A	Drexel	57 70	129	N	Dayton	49 78	
								92	A	Stony Brook	69 73	142	H	Green Bay	61 60	
												196	H	Northeastern	58 66	
												197	A	Dartmouth	41 57	
												200	H	Boston U.	49 62	
												212	A	Delaware	69 56	
												259	A	Brown	70 76	
												274	H	Navy	46 41	
												341	H	Hartford	87 73	
LAST 10 Division I																
197	A	Dartmouth	41 57	92	A	Stony Brook	69 73									
125	H	Harvard	40 69	341	H	Hartford	87 73									
129	N	Dayton	49 78	69	A	Drexel	57 70									
25	N	Drake	62 94	196	H	Northeastern	58 66									
51	N	Arizona St.	31 57	142	H	Green Bay	61 60									

Non-Div I Games: Husson 104 43

Maine

Loss, Non-Conf, S Site, H Home A Away N Neutral

Average RPI Win:	276	WON-LOST	WINNING	LAST 10	STRENGTH OF	OPP. STRENGTH	TEAM	ADJ.	CONF.	ADJ CONF.
Average RPI Loss:	131	RECORD	PCT. RANK	GAMES	SCHEDULE	OF SCHEDULE	RPI	RPI	RPI	RPI
DIV. I ONLY	5- 7	214	5-5	200	291	233	233	24	24	
DIV. I NON-CONF.	3- 6	235	3-4	66	309	189	189	24	24	
TOTALS	RPI 1-25	RPI 26-50	W-L RECORDS	RPI 51-100	RPI 101-150	RPI 150+				
5- 7	0- 0	0- 0	OVERALL	0- 4	0- 1	5- 2				
4- 2	0- 0	0- 0	HOME	0- 1	0- 1	4- 0				
1- 5	0- 0	0- 0	AWAY	0- 3	0- 0	1- 2				
0- 0	0- 0	0- 0	NEUTRAL	0- 0	0- 0	0- 0				
3- 6	0- 0	0- 0	NON-CONFERENCE	0- 4	0- 1	3- 1				
2- 2	0- 0	0- 0	HOME	0- 1	0- 1	2- 0				
1- 4	0- 0	0- 0	AWAY	0- 3	0- 0	1- 1				
0- 0	0- 0	0- 0	NEUTRAL	0- 0	0- 0	0- 0				
2- 1	0- 0	0- 0	CONFERENCE	0- 0	0- 0	2- 1				
2- 0	0- 0	0- 0	HOME	0- 0	0- 0	2- 0				
0- 1	0- 0	0- 0	AWAY	0- 0	0- 0	0- 1				
0- 0	0- 0	0- 0	NEUTRAL	0- 0	0- 0	0- 0				

RPI 1-25				RPI 26-50				RPI 51-100				RPI 101+				Team's RPI: 233	
RPI	S	Opponent	Score	RPI	S	Opponent	Score	RPI	S	Opponent	Score	RPI	S	Opponent	Score		
								53	A	Villanova	51	63	130	H	Fordham	45	51
								71	A	Nebraska	51	71	197	H	Dartmouth	70	58
								92	A	Stony Brook	54	59	230	A	Monmouth	60	62
								98	H	Duquesne	65	76	245	A	Lafayette	53	60
													255	H	Niagara	68	65
													263	H	Army West Point	86	56
													327	H	Canisius	68	50
													338	A	Fairleigh Dickinson	62	61
LAST 10 Division I																	
				130	H	Fordham	45	51	255	H	Niagara	68	65				
				197	H	Dartmouth	70	58	327	H	Canisius	68	50				
				245	A	Lafayette	53	60	71	A	Nebraska	51	71				
				53	A	Villanova	51	63	230	A	Monmouth	60	62				
				338	A	Fairleigh Dickinson	62	61	263	H	Army West Point	86	56				

Non-Div I Games:

Manhattan

 Loss,
 Non-Conf,
 S Site,
 H Home
 A Away
N Neutral

Average RPI Win:	200	WON-LOST	WINNING	LAST 10	STRENGTH OF	OPP. STRENGTH	TEAM	ADJ.	CONF.	ADJ CONF.
Average RPI Loss:	30	RECORD	PCT. RANK	GAMES	SCHEDULE	OF SCHEDULE	RPI	RPI	RPI	RPI
DIV. I ONLY	9- 2	37	8-2	202	117	70	70	24	24	
DIV. I NON-CONF.	7- 2	56	6-2	146	54	55	55	24	24	
TOTALS	RPI 1-25	RPI 26-50	W-L RECORDS	RPI 51-100	RPI 101-150	RPI 150+				
9- 2	0- 1	0- 1	OVERALL	1- 0	3- 0	5- 0				
5- 1	0- 1	0- 0	HOME	0- 0	2- 0	3- 0				
2- 1	0- 0	0- 1	AWAY	0- 0	1- 0	1- 0				
2- 0	0- 0	0- 0	NEUTRAL	1- 0	0- 0	1- 0				
7- 2	0- 1	0- 1	NON-CONFERENCE	1- 0	3- 0	3- 0				
3- 1	0- 1	0- 0	HOME	0- 0	2- 0	1- 0				
2- 1	0- 0	0- 1	AWAY	0- 0	1- 0	1- 0				
2- 0	0- 0	0- 0	NEUTRAL	1- 0	0- 0	1- 0				
2- 0	0- 0	0- 0	CONFERENCE	0- 0	0- 0	2- 0				
2- 0	0- 0	0- 0	HOME	0- 0	0- 0	2- 0				
0- 0	0- 0	0- 0	AWAY	0- 0	0- 0	0- 0				
0- 0	0- 0	0- 0	NEUTRAL	0- 0	0- 0	0- 0				

RPI 1-25				RPI 26-50				RPI 51-100				RPI 101+			
RPI	S	Opponent	Score	RPI	S	Opponent	Score	RPI	S	Opponent	Score	RPI	S	Opponent	Score
19	H	Princeton	50 62	41	A	Central Mich.	54 77	81	N	North Florida	69 54	104	H	Elon	63 55
												117	A	UT Arlington	73 57
												142	H	Green Bay	72 60
												200	A	Boston U.	89 75
												230	H	Monmouth	76 66
												288	N	Lipscomb	74 63
												308	H	Albany (NY)	76 52
												331	H	Saint Peter's	96 76
LAST 10 Division I															
				41	A	Central Mich.	54 77	331	H	Saint Peter's	96 76				
				288	N	Lipscomb	74 63	230	H	Monmouth	76 66				
				81	N	North Florida	69 54	117	A	UT Arlington	73 57				
				104	H	Elon	63 55	142	H	Green Bay	72 60				
				308	H	Albany (NY)	76 52	19	H	Princeton	50 62				

Non-Div I Games:

Marist

Average RPI Win: 171		WON-LOST	WINNING	LAST 10	STRENGTH OF	OPP. STRENGTH	TEAM	ADJ.	CONF.	ADJ CONF.
Average RPI Loss: 16		RECORD	PCT. RANK	GAMES	SCHEDULE	OF SCHEDULE	RPI	RPI	RPI	RPI
DIV. I ONLY		10- 4	67	7-3	48	44	36	36	6	6
DIV. I NON-CONF.		9- 2	40	6-1	94	64	43	43	6	6
TOTALS		RPI 1-25	RPI 26-50		W-L RECORDS		RPI 51-100	RPI 101-150		RPI 150+
10- 4	0- 4	0- 0		OVERALL		2- 0	4- 0		4- 0	
4- 2	0- 2	0- 0		HOME		1- 0	1- 0		2- 0	
5- 2	0- 2	0- 0		AWAY		1- 0	3- 0		1- 0	
1- 0	0- 0	0- 0		NEUTRAL		0- 0	0- 0		1- 0	
9- 2	0- 2	0- 0		NON-CONFERENCE		2- 0	3- 0		4- 0	
4- 2	0- 2	0- 0		HOME		1- 0	1- 0		2- 0	
4- 0	0- 0	0- 0		AWAY		1- 0	2- 0		1- 0	
1- 0	0- 0	0- 0		NEUTRAL		0- 0	0- 0		1- 0	
1- 2	0- 2	0- 0		CONFERENCE		0- 0	1- 0		0- 0	
0- 0	0- 0	0- 0		HOME		0- 0	0- 0		0- 0	
1- 2	0- 2	0- 0		AWAY		0- 0	1- 0		0- 0	
0- 0	0- 0	0- 0		NEUTRAL		0- 0	0- 0		0- 0	

RPI	S	Opponent	Score
10	A	DePaul	71 89
14	H	Mississippi St.	68 74
16	A	Creighton	62 72
22	H	Northwestern	56 64

RPI	S	Opponent	Score
Team's RPI:	36		

RPI	S	Opponent	Score
82	H	Illinois St.	58 41
99	A	South Dakota St.	65 58

RPI	S	Opponent	Score
112	H	Belmont	53 51
119	A	Providence	60 50
121	A	Saint Mary's (CA)	77 63
142	A	Green Bay	60 47
214	N	Tulsa	61 60
239	A	Milwaukee	78 56
277	H	St. Francis Brooklyn	92 71
300	H	Morgan St.	70 48

LAST 10 Division I

239	A	Milwaukee	78 56	119	A	Providence	60 50
214	N	Tulsa	61 60	16	A	Creighton	62 72
121	A	Saint Mary's (CA)	77 63	10	A	DePaul	71 89
14	H	Mississippi St.	68 74	112	H	Belmont	53 51
142	A	Green Bay	60 47	99	A	South Dakota St.	65 58

Non-Div I Games:

Marquette

■ Loss,
 ■ Non-Conf,
 ■ S Site,
 ■ H Home
 ■ A Away
 N Neutral

Marshall

Through Games Of Jan. 5, 2020

Average RPI Win:	256	WON-LOST	WINNING	LAST 10	STRENGTH OF	OPP. STRENGTH	TEAM	ADJ.	CONF.	ADJ CONF.
Average RPI Loss:	195	RECORD	PCT. RANK	GAMES	SCHEDULE	OF SCHEDULE	RPI	RPI	RPI	RPI
DIV. I ONLY	4- 7	234	3-7	330	213	302	302	13	13	
DIV. I NON-CONF.	3- 6	235	2-6	345	202	328	328	15	15	
TOTALS	RPI 1-25	RPI 26-50	W-L RECORDS	RPI 51-100	RPI 101-150	RPI 150+				
4- 7	0- 0	0- 1	OVERALL	0- 0	0- 1	4- 5				
2- 2	0- 0	0- 0	HOME	0- 0	0- 0	2- 2				
2- 5	0- 0	0- 1	AWAY	0- 0	0- 1	2- 3				
0- 0	0- 0	0- 0	NEUTRAL	0- 0	0- 0	0- 0				
3- 6	0- 0	0- 1	NON-CONFERENCE	0- 0	0- 1	3- 4				
2- 2	0- 0	0- 0	HOME	0- 0	0- 0	2- 2				
1- 4	0- 0	0- 1	AWAY	0- 0	0- 1	1- 2				
0- 0	0- 0	0- 0	NEUTRAL	0- 0	0- 0	0- 0				
1- 1	0- 0	0- 0	CONFERENCE	0- 0	0- 0	1- 1				
0- 0	0- 0	0- 0	HOME	0- 0	0- 0	0- 0				
1- 1	0- 0	0- 0	AWAY	0- 0	0- 0	1- 1				
0- 0	0- 0	0- 0	NEUTRAL	0- 0	0- 0	0- 0				

RPI 1-25			RPI 26-50			RPI 51-100			RPI 101+			Team's RPI: 302
RPI	S	Opponent	Score	RPI	S	Opponent	Score	RPI	S	Opponent	Score	
				40	A	Rutgers	41 66					
								102	A	Ohio	51 67	
								158	H	Bowling Green	69 82	
								179	H	Norfolk St.	75 69	
								184	A	Rice	43 81	
								232	A	North Texas	68 59	
								253	A	Towson	56 59	
								271	A	Indiana St.	72 60	
								300	H	Morgan St.	52 57	
								328	A	Evansville	62 66	
								340	H	Coppin St.	60 47	
LAST 10 Division I												
271	A	Indiana St.	72 60	232	A	North Texas	68 59					
328	A	Evansville	62 66	184	A	Rice	43 81					
300	H	Morgan St.	52 57	253	A	Towson	56 59					
340	H	Coppin St.	60 47	40	A	Rutgers	41 66					
102	A	Ohio	51 67	158	H	Bowling Green	69 82					

Non-Div I Games: Alderson Broadus 85 41 Ky. Christian 89 40

Marshall

Loss, Non-Conf, S Site, H Home A Away N Neutral

Maryland

Through Games Of Jan. 5, 2020

Average RPI Win:	177	WON-LOST	WINNING	LAST 10	STRENGTH OF	OPP. STRENGTH	TEAM	ADJ.	CONF.	ADJ CONF.
Average RPI Loss:	15	RECORD	PCT. RANK	GAMES	SCHEDULE	OF SCHEDULE	RPI	RPI	RPI	RPI
DIV. I ONLY	10- 3	50	8-2	52	54	30	30	2	2	
DIV. I NON-CONF.	9- 2	40	7-1	116	63	41	41	3	3	
TOTALS	RPI 1-25	RPI 26-50	W-L RECORDS	RPI 51-100	RPI 101-150	RPI 150+				
10- 3	0- 3	2- 0	OVERALL	0- 0	2- 0	6- 0				
6- 1	0- 1	1- 0	HOME	0- 0	1- 0	4- 0				
2- 2	0- 2	1- 0	AWAY	0- 0	0- 0	1- 0				
2- 0	0- 0	0- 0	NEUTRAL	0- 0	1- 0	1- 0				
9- 2	0- 2	1- 0	NON-CONFERENCE	0- 0	2- 0	6- 0				
5- 1	0- 1	0- 0	HOME	0- 0	1- 0	4- 0				
2- 1	0- 1	1- 0	AWAY	0- 0	0- 0	1- 0				
2- 0	0- 0	0- 0	NEUTRAL	0- 0	1- 0	1- 0				
1- 1	0- 1	1- 0	CONFERENCE	0- 0	0- 0	0- 0				
1- 0	0- 0	1- 0	HOME	0- 0	0- 0	0- 0				
0- 1	0- 1	0- 0	AWAY	0- 0	0- 0	0- 0				
0- 0	0- 0	0- 0	NEUTRAL	0- 0	0- 0	0- 0				

RPI 1-25				RPI 26-50				Team's RPI: 30				RPI 51-100				RPI 101+			
RPI	S	Opponent	Score	RPI	S	Opponent	Score	RPI	S	Opponent	Score	RPI	S	Opponent	Score	RPI	S	Opponent	Score
6	H	South Carolina	54 63	26	A	James Madison	70 68									112	N	Belmont	90 26
17	A	NC State	59 66	45	H	Michigan	70 55									132	H	George Washington	88 54
22	A	Northwestern	58 81													173	N	Clemson	63 44
																212	H	Delaware	99 55
																216	H	Quinnipiac	107 52
																261	H	Loyola Maryland	105 45
																269	H	Wagner	119 56
																319	A	Georgia St.	114 41
LAST 10 Division I																			
																22	A	Northwestern	58 81
																45	H	Michigan	70 55
																319	A	Georgia St.	114 41
																261	H	Loyola Maryland	105 45
																17	A	NC State	59 66

Non-Div I Games:

Maryland

Loss, Non-Conf, S Site, H Home A Away N Neutral

Massachusetts

Through Games Of Jan. 5, 2020

Average RPI Win:	235	WON-LOST	WINNING	LAST 10	STRENGTH OF	OPP. STRENGTH	TEAM	ADJ.	CONF.	ADJ CONF.
Average RPI Loss:	125	RECORD	PCT. RANK	GAMES	SCHEDULE	OF SCHEDULE	RPI	RPI	RPI	RPI
DIV. I ONLY	10- 3	50	9-1	278	236	136	136	12	12	
DIV. I NON-CONF.	9- 3	64	8-1	306	232	164	164	11	11	
TOTALS	RPI 1-25	RPI 26-50	W-L RECORDS	RPI 51-100	RPI 101-150	RPI 150+				
10- 3	0- 0	0- 0	OVERALL	1- 1	1- 1	8- 1				
5- 2	0- 0	0- 0	HOME	0- 0	1- 1	4- 1				
5- 1	0- 0	0- 0	AWAY	1- 1	0- 0	4- 0				
0- 0	0- 0	0- 0	NEUTRAL	0- 0	0- 0	0- 0				
9- 3	0- 0	0- 0	NON-CONFERENCE	0- 1	1- 1	8- 1				
5- 2	0- 0	0- 0	HOME	0- 0	1- 1	4- 1				
4- 1	0- 0	0- 0	AWAY	0- 1	0- 0	4- 0				
0- 0	0- 0	0- 0	NEUTRAL	0- 0	0- 0	0- 0				
1- 0	0- 0	0- 0	CONFERENCE	1- 0	0- 0	0- 0				
0- 0	0- 0	0- 0	HOME	0- 0	0- 0	0- 0				
1- 0	0- 0	0- 0	AWAY	1- 0	0- 0	0- 0				
0- 0	0- 0	0- 0	NEUTRAL	0- 0	0- 0	0- 0				

RPI 1-25				RPI 26-50				RPI 51-100				RPI 101+				Team's RPI: 136	
RPI	S	Opponent	Score	RPI	S	Opponent	Score	RPI	S	Opponent	Score	RPI	S	Opponent	Score		
								67	A	St. John's (NY)	71	82	103	H	Holy Cross	75	72
								98	A	Duquesne	81	77	119	H	Providence	63	72
													166	A	Iona	65	51
													190	H	Merrimack	64	79
													200	A	Boston U.	58	45
													259	H	Brown	95	42
													266	A	UMass Lowell	74	58
													296	A	Vermont	83	49
													304	H	Siena	61	55
													315	H	New Hampshire	67	65
													341	H	Hartford	74	48
LAST 10 Division I																	
				315	H	New Hampshire	67	65	98	A	Duquesne	81	77				
				296	A	Vermont	83	49	166	A	Iona	65	51				
				67	A	St. John's (NY)	71	82	304	H	Siena	61	55				
				259	H	Brown	95	42	200	A	Boston U.	58	45				
				341	H	Hartford	74	48	103	H	Holy Cross	75	72				

Non-Div I Games: Southern Conn. St. 86 43

Massachusetts

Loss, Non-Conf, S Site, H Home A Away N Neutral

Average RPI Win:	350	WON-LOST	WINNING	LAST 10	STRENGTH OF	OPP. STRENGTH	TEAM	ADJ.	CONF.	ADJ CONF.
Average RPI Loss:	173	RECORD	PCT. RANK	GAMES	SCHEDULE	OF SCHEDULE	RPI	RPI	RPI	RPI
DIV. I ONLY	1- 9	328	1-9	155	342	320	320	25	25	
DIV. I NON-CONF.	1- 6	318	1-6	163	318	309	309	23	23	
TOTALS	RPI 1-25	RPI 26-50	W-L RECORDS	RPI 51-100	RPI 101-150	RPI 150+				
1- 9	0- 0	0- 1	OVERALL	0- 0	0- 1	1- 7				
1- 2	0- 0	0- 0	HOME	0- 0	0- 0	1- 2				
0- 7	0- 0	0- 1	AWAY	0- 0	0- 1	0- 5				
0- 0	0- 0	0- 0	NEUTRAL	0- 0	0- 0	0- 0				
1- 6	0- 0	0- 1	NON-CONFERENCE	0- 0	0- 1	1- 4				
1- 1	0- 0	0- 0	HOME	0- 0	0- 0	1- 1				
0- 5	0- 0	0- 1	AWAY	0- 0	0- 1	0- 3				
0- 0	0- 0	0- 0	NEUTRAL	0- 0	0- 0	0- 0				
0- 3	0- 0	0- 0	CONFERENCE	0- 0	0- 0	0- 3				
0- 1	0- 0	0- 0	HOME	0- 0	0- 0	0- 1				
0- 2	0- 0	0- 0	AWAY	0- 0	0- 0	0- 2				
0- 0	0- 0	0- 0	NEUTRAL	0- 0	0- 0	0- 0				

RPI 1-25			RPI 26-50			RPI 51-100			RPI 101+			Team's RPI: 320
RPI	S	Opponent	Score	RPI	S	Opponent	Score	RPI	S	Opponent	Score	
				44	A	Arkansas	58 101					
								133	A	UAB	70 97	
								176	A	SFA	51 82	
								184	H	Rice	50 81	
								185	A	Louisiana	55 75	
								188	A	Sam Houston St.	59 92	
								195	A	SMU	60 81	
								215	A	Louisiana Tech	54 79	
								236	H	Central Ark.	57 70	
								350	H	La.-Monroe	72 69	
LAST 10 Division I												
184	H	Rice	50 81	236	H	Central Ark.	57 70					
133	A	UAB	70 97	188	A	Sam Houston St.	59 92					
185	A	Louisiana	55 75	176	A	SFA	51 82					
44	A	Arkansas	58 101	215	A	Louisiana Tech	54 79					
195	A	SMU	60 81	350	H	La.-Monroe	72 69					

Non-Div I Games: Centenary (LA) 116 37 LSU-Shreveport 81 77

McNeese

Loss, Non-Conf, S Site, H Home A Away N Neutral

Average RPI Win:	210	WON-LOST	WINNING	LAST 10	STRENGTH OF	OPP. STRENGTH	TEAM	ADJ.	CONF.	ADJ CONF.
Average RPI Loss:	152	RECORD	PCT. RANK	GAMES	SCHEDULE	OF SCHEDULE	RPI	RPI	RPI	RPI
DIV. I ONLY	9- 5	95	8-2	256	197	162	162	8	8	
DIV. I NON-CONF.	9- 4	84	8-1	265	220	159	159	8	8	
TOTALS	RPI 1-25	RPI 26-50	W-L RECORDS	RPI 51-100	RPI 101-150	RPI 150+				
9- 5	0- 0	0- 1	OVERALL	1- 0	1- 2	7- 2				
5- 2	0- 0	0- 0	HOME	0- 0	1- 1	4- 1				
3- 2	0- 0	0- 0	AWAY	1- 0	0- 1	2- 1				
1- 1	0- 0	0- 1	NEUTRAL	0- 0	0- 0	1- 0				
9- 4	0- 0	0- 1	NON-CONFERENCE	1- 0	1- 1	7- 2				
5- 2	0- 0	0- 0	HOME	0- 0	1- 1	4- 1				
3- 1	0- 0	0- 0	AWAY	1- 0	0- 0	2- 1				
1- 1	0- 0	0- 1	NEUTRAL	0- 0	0- 0	1- 0				
0- 1	0- 0	0- 0	CONFERENCE	0- 0	0- 1	0- 0				
0- 0	0- 0	0- 0	HOME	0- 0	0- 0	0- 0				
0- 1	0- 0	0- 0	AWAY	0- 0	0- 1	0- 0				
0- 0	0- 0	0- 0	NEUTRAL	0- 0	0- 0	0- 0				

RPI S	Opponent	Score	RPI S	Opponent	Score	RPI S	Opponent	Score	RPI S	Opponent	Score	Team's RPI: 162
48 N	LSU	58 89	60 A	Southern Ill.	70 66	116 A	Houston	65 75	132 H	George Washington	63 64	
						133 H	UAB	77 52	181 A	Little Rock	68 50	
						199 A	Toledo	83 76	202 N	Kansas St.	72 68	
						208 H	Arkansas St.	78 50	215 A	Louisiana Tech	74 83	
						246 H	Alabama A&M	79 71	251 H	Eastern Ky.	60 63	
						317 H	Alcorn	57 51	346 H	Mississippi Val.	91 54	
LAST 10 Division I												
133 H	UAB	77 52	116 A	Houston	65 75							
48 N	LSU	58 89	246 H	Alabama A&M	79 71							
202 N	Kansas St.	72 68	346 H	Mississippi Val.	91 54							
199 A	Toledo	83 76	181 A	Little Rock	68 50							
60 A	Southern Ill.	70 66	208 H	Arkansas St.	78 50							

Non-Div I Games:

Memphis

■ Loss,
 ■ Non-Conf, S Site,
 ■ Home
 ■ Away
 N Neutral

Average RPI Win:	310	WON-LOST	WINNING	LAST 10	STRENGTH OF	OPP. STRENGTH	TEAM	ADJ.	CONF.	ADJ CONF.
Average RPI Loss:	159	RECORD	PCT. RANK	GAMES	SCHEDULE	OF SCHEDULE	RPI	RPI	RPI	RPI
DIV. I ONLY	2- 12	323	2-8	213	271	312	312	19	19	
DIV. I NON-CONF.	2- 12	318	2-8	211	275	312	312	20	20	
TOTALS	RPI 1-25	RPI 26-50	W-L RECORDS	RPI 51-100	RPI 101-150	RPI 150+				
2- 12	0- 0	0- 0	OVERALL	0- 4	0- 2	2- 6				
1- 5	0- 0	0- 0	HOME	0- 1	0- 0	1- 4				
1- 7	0- 0	0- 0	AWAY	0- 3	0- 2	1- 2				
0- 0	0- 0	0- 0	NEUTRAL	0- 0	0- 0	0- 0				
2- 12	0- 0	0- 0	NON-CONFERENCE	0- 4	0- 2	2- 6				
1- 5	0- 0	0- 0	HOME	0- 1	0- 0	1- 4				
1- 7	0- 0	0- 0	AWAY	0- 3	0- 2	1- 2				
0- 0	0- 0	0- 0	NEUTRAL	0- 0	0- 0	0- 0				
0- 0	0- 0	0- 0	CONFERENCE	0- 0	0- 0	0- 0				
0- 0	0- 0	0- 0	HOME	0- 0	0- 0	0- 0				
0- 0	0- 0	0- 0	AWAY	0- 0	0- 0	0- 0				
0- 0	0- 0	0- 0	NEUTRAL	0- 0	0- 0	0- 0				

RPI	S	Opponent	Score	RPI	S	Opponent	Score	RPI	S	Opponent	Score	RPI	S	Opponent	Score	Team's RPI: 312
57	H	Western Ky.	62	75	137	A	Florida	50	71	146	A	Columbia	48	77		
58	A	Yale	60	68	173	H	Clemson	61	65	207	H	Gardner-Webb	62	65		
63	A	Georgia	60	76	227	H	Jacksonville	83	87	234	A	Kennesaw St.	64	92		
79	A	Alabama	56	111	251	H	Eastern Ky.	60	61	275	H	Ga. Southern	62	52		
					280	A	Appalachian St.	68	77	344	A	South Carolina St.	66	55		
LAST 10 Division I																
173	H	Clemson	61	65	146	A	Columbia	48	77							
275	H	Ga. Southern	62	52	58	A	Yale	60	68							
344	A	South Carolina St.	66	55	227	H	Jacksonville	83	87							
280	A	Appalachian St.	68	77	207	H	Gardner-Webb	62	65							
251	H	Eastern Ky.	60	61	137	A	Florida	50	71							

Non-Div I Games: LaGrange 74 47

Mercer

■ Loss,
 ■ Non-Conf,
 ■ S Site,
 ■ H Home
 ■ A Away
 N Neutral

Average RPI Win:	254	WON-LOST	WINNING	LAST 10	STRENGTH OF	OPP. STRENGTH	TEAM	ADJ.	CONF.	ADJ CONF.
Average RPI Loss:	151	RECORD	PCT. RANK	GAMES	SCHEDULE	OF SCHEDULE	RPI	RPI	RPI	RPI
DIV. I ONLY	5- 6	199	4-6	151	325	190	190	30	30	
DIV. I NON-CONF.	5- 4	140	4-4	99	335	118	118	30	30	
TOTALS	RPI 1-25	RPI 26-50	W-L RECORDS	RPI 51-100	RPI 101-150	RPI 150+				
5- 6	0- 0	0- 0	OVERALL	0- 1	1- 3	4- 2				
3- 2	0- 0	0- 0	HOME	0- 1	0- 1	3- 0				
2- 4	0- 0	0- 0	AWAY	0- 0	1- 2	1- 2				
0- 0	0- 0	0- 0	NEUTRAL	0- 0	0- 0	0- 0				
5- 4	0- 0	0- 0	NON-CONFERENCE	0- 1	1- 2	4- 1				
3- 1	0- 0	0- 0	HOME	0- 1	0- 0	3- 0				
2- 3	0- 0	0- 0	AWAY	0- 0	1- 2	1- 1				
0- 0	0- 0	0- 0	NEUTRAL	0- 0	0- 0	0- 0				
0- 2	0- 0	0- 0	CONFERENCE	0- 0	0- 1	0- 1				
0- 1	0- 0	0- 0	HOME	0- 0	0- 1	0- 0				
0- 1	0- 0	0- 0	AWAY	0- 0	0- 0	0- 1				
0- 0	0- 0	0- 0	NEUTRAL	0- 0	0- 0	0- 0				

RPI 1-25				RPI 26-50				RPI 51-100				RPI 101+				Team's RPI: 190	
RPI	S	Opponent	Score	RPI	S	Opponent	Score	RPI	S	Opponent	Score	RPI	S	Opponent	Score		
								91	H	Lehigh	68	72	103	A	Holy Cross	42	68
													136	A	Massachusetts	79	64
													143	A	Illinois	72	75
													148	H	Robert Morris	62	68
													197	A	Dartmouth	52	57
													225	A	Sacred Heart	60	63
													259	A	Brown	72	57
													266	H	UMass Lowell	73	50
													296	H	Vermont	78	53
													315	H	New Hampshire	64	54
LAST 10 Division I																	
				259	A	Brown	72	57		148	H	Robert Morris	62	68			
				103	A	Holy Cross	42	68		225	A	Sacred Heart	60	63			
				315	H	New Hampshire	64	54		296	H	Vermont	78	53			
				197	A	Dartmouth	52	57		266	H	UMass Lowell	73	50			
				91	H	Lehigh	68	72		143	A	Illinois	72	75			

Non-Div I Games: Eastern Nazarene 82 50 Fisher 81 42

Merrimack

Loss, Non-Conf, S Site, H Home A Away N Neutral

Average RPI Win: 124		WON-LOST	WINNING	LAST 10	STRENGTH OF		OPP. STRENGTH	TEAM	ADJ.	CONF.	ADJ CONF.
Average RPI Loss: 13		RECORD	PCT. RANK	GAMES	SCHEDULE		OF SCHEDULE	RPI	RPI	RPI	RPI
DIV. I ONLY		9- 5	95	5-5	3		53	33	33	3	3
DIV. I NON-CONF.		8- 3	68	4-3	7		71	28	28	2	2
<hr/>											
TOTALS	RPI 1-25	RPI 26-50		W-L RECORDS		RPI 51-100		RPI 101-150		RPI 150+	
9- 5	0- 4	0- 1		OVERALL		5- 0		1- 0		3- 0	
8- 3	0- 3	0- 0		HOME		4- 0		1- 0		3- 0	
0- 2	0- 1	0- 1		AWAY		0- 0		0- 0		0- 0	
1- 0	0- 0	0- 0		NEUTRAL		1- 0		0- 0		0- 0	
<hr/>											
8- 3	0- 3	0- 0		NON-CONFERENCE		4- 0		1- 0		3- 0	
7- 2	0- 2	0- 0		HOME		3- 0		1- 0		3- 0	
0- 1	0- 1	0- 0		AWAY		0- 0		0- 0		0- 0	
1- 0	0- 0	0- 0		NEUTRAL		1- 0		0- 0		0- 0	
<hr/>											
1- 2	0- 1	0- 1		CONFERENCE		1- 0		0- 0		0- 0	
1- 1	0- 1	0- 0		HOME		1- 0		0- 0		0- 0	
0- 1	0- 0	0- 1		AWAY		0- 0		0- 0		0- 0	
0- 0	0- 0	0- 0		NEUTRAL		0- 0		0- 0		0- 0	

RPI 1-25				RPI 26-50				Team's RPI: 33	RPI 51-100				RPI 101+			
RPI	S	Opponent	Score	RPI	S	Opponent	Score		RPI	S	Opponent	Score	RPI	S	Opponent	Score
5	H	Oregon St.	53 75	27	A	Georgia Tech	54 61		64	N	N.C. A&T	68 67	147	H	Binghamton	79 56
10	A	DePaul	83 89						68	H	Wake Forest	59 56	157	H	Miami (OH)	80 62
11	H	Florida St.	62 73						77	H	IUPUI	74 65	211	H	Jackson St.	83 68
12	H	Indiana	45 58						78	H	Washington St.	74 68	237	H	UNC Asheville	75 46
									81	H	North Florida	78 55				
LAST 10 Division I																
147	H	Binghamton	79 56	11	H	Florida St.	62 73									
12	H	Indiana	45 58	27	A	Georgia Tech	54 61									
157	H	Miami (OH)	80 62	68	H	Wake Forest	59 56									
5	H	Oregon St.	53 75	78	H	Washington St.	74 68									
10	A	DePaul	83 89	237	H	UNC Asheville	75 46									

Non-Div I Games:

Miami (FL)

■ Loss,
■ Non-Conf, S Site,
■ Home
■ Away
N Neutral

Average RPI Win:	291	WON-LOST	WINNING	LAST 10	STRENGTH OF	OPP. STRENGTH	TEAM	ADJ.	CONF.	ADJ CONF.
Average RPI Loss:	86	RECORD	PCT. RANK	GAMES	SCHEDULE	OF SCHEDULE	RPI	RPI	RPI	RPI
DIV. I ONLY	6- 6	168	5-5	219	150	157	157	10	10	
DIV. I NON-CONF.	6- 5	151	5-4	270	150	150	150	10	10	
TOTALS	RPI 1-25	RPI 26-50	W-L RECORDS	RPI 51-100	RPI 101-150	RPI 150+				
6- 6	0- 1	0- 1	OVERALL	0- 1	0- 2	6- 1				
2- 1	0- 0	0- 0	HOME	0- 1	0- 0	2- 0				
3- 4	0- 1	0- 1	AWAY	0- 0	0- 1	3- 1				
1- 1	0- 0	0- 0	NEUTRAL	0- 0	0- 1	1- 0				
6- 5	0- 1	0- 1	NON-CONFERENCE	0- 0	0- 2	6- 1				
2- 0	0- 0	0- 0	HOME	0- 0	0- 0	2- 0				
3- 4	0- 1	0- 1	AWAY	0- 0	0- 1	3- 1				
1- 1	0- 0	0- 0	NEUTRAL	0- 0	0- 1	1- 0				
0- 1	0- 0	0- 0	CONFERENCE	0- 1	0- 0	0- 0				
0- 1	0- 0	0- 0	HOME	0- 1	0- 0	0- 0				
0- 0	0- 0	0- 0	AWAY	0- 0	0- 0	0- 0				
0- 0	0- 0	0- 0	NEUTRAL	0- 0	0- 0	0- 0				

RPI S	Opponent	Score	RPI S	Opponent	Score	RPI S	Opponent	Score	RPI S	Opponent	Score	Team's RPI: 157
10	A DePaul	79 98	33	A Miami (FL)	62 80	59	H Buffalo	72 86	111	N Liberty	53 65	
									135	A Bradley	68 79	
									168	A Cincinnati	68 98	
									251	A Eastern Ky.	75 57	
									264	A South Alabama	76 73	
									282	N Prairie View	65 52	
									291	A Pittsburgh	80 71	
									328	H Evansville	72 64	
									332	H UIC	85 35	
LAST 10 Division I												
111	N Liberty	53 65	59	H Buffalo	72 86							
332	H UIC	85 35	328	H Evansville	72 64							
135	A Bradley	68 79	291	A Pittsburgh	80 71							
251	A Eastern Ky.	75 57	168	A Cincinnati	68 98							
264	A South Alabama	76 73	33	A Miami (FL)	62 80							

Non-Div I Games: Tiffin 83 51

Miami (OH)

Average RPI Win:	178	WON-LOST	WINNING	LAST 10	STRENGTH OF	OPP. STRENGTH	TEAM	ADJ.	CONF.	ADJ CONF.
Average RPI Loss:	47	RECORD	PCT. RANK	GAMES	SCHEDULE	OF SCHEDULE	RPI	RPI	RPI	RPI
DIV. I ONLY	11- 3	41	7-3	75	121	45	45	2	2	
DIV. I NON-CONF.	9- 2	40	5-2	93	182	48	48	3	3	
TOTALS	RPI 1-25	RPI 26-50	W-L RECORDS	RPI 51-100	RPI 101-150	RPI 150+				
11- 3	0- 1	0- 1	OVERALL	3- 1	1- 0	7- 0				
8- 1	0- 0	0- 0	HOME	2- 1	1- 0	5- 0				
2- 1	0- 0	0- 1	AWAY	0- 0	0- 0	2- 0				
1- 1	0- 1	0- 0	NEUTRAL	1- 0	0- 0	0- 0				
9- 2	0- 1	0- 0	NON-CONFERENCE	2- 1	1- 0	6- 0				
6- 1	0- 0	0- 0	HOME	1- 1	1- 0	4- 0				
2- 0	0- 0	0- 0	AWAY	0- 0	0- 0	2- 0				
1- 1	0- 1	0- 0	NEUTRAL	1- 0	0- 0	0- 0				
2- 1	0- 0	0- 1	CONFERENCE	1- 0	0- 0	1- 0				
2- 0	0- 0	0- 0	HOME	1- 0	0- 0	1- 0				
0- 1	0- 0	0- 1	AWAY	0- 0	0- 0	0- 0				
0- 0	0- 0	0- 0	NEUTRAL	0- 0	0- 0	0- 0				

RPI 1-25				RPI 26-50				Team's RPI: 45		RPI 51-100				RPI 101+			
RPI	S	Opponent	Score	RPI	S	Opponent	Score			RPI	S	Opponent	Score	RPI	S	Opponent	Score
11	N	Florida St.	69 79	30	A	Maryland	55 70			56	H	Syracuse	84 76	135	H	Bradley	77 57
										85	N	Kent St.	88 53	151	H	Western Mich.	76 55
										89	H	Michigan St.	89 69	163	A	Akron	80 71
										100	H	Notre Dame	72 76	198	A	Eastern Mich.	57 38
														201	H	Penn St.	82 48
														280	H	Appalachian St.	62 35
														297	H	Oakland	79 64
														300	H	Morgan St.	80 48
LAST 10 Division I																	
				297	H	Oakland	79 64			89	H	Michigan St.	89 69				
				56	H	Syracuse	84 76			201	H	Penn St.	82 48				
				300	H	Morgan St.	80 48			30	A	Maryland	55 70				
				198	A	Eastern Mich.	57 38			11	N	Florida St.	69 79				
				100	H	Notre Dame	72 76			280	H	Appalachian St.	62 35				

Non-Div I Games:

Michigan

■ Loss,
 ■ Non-Conf, S Site,
 ■ Home
 ■ Away
 N Neutral

Average RPI Win:	226	WON-LOST	WINNING	LAST 10	STRENGTH OF	OPP. STRENGTH	TEAM	ADJ.	CONF.	ADJ CONF.
Average RPI Loss:	34	RECORD	PCT. RANK	GAMES	SCHEDULE	OF SCHEDULE	RPI	RPI	RPI	RPI
DIV. I ONLY	8- 6	129	4-6	74	89	89	89	2	2	
DIV. I NON-CONF.	7- 4	100	3-4	201	124	136	136	3	3	
TOTALS	RPI 1-25	RPI 26-50	W-L RECORDS	RPI 51-100	RPI 101-150	RPI 150+				
8- 6	0- 2	0- 3	OVERALL	2- 1	0- 0	6- 0				
6- 0	0- 0	0- 0	HOME	1- 0	0- 0	5- 0				
1- 3	0- 2	0- 1	AWAY	1- 0	0- 0	0- 0				
1- 3	0- 0	0- 2	NEUTRAL	0- 1	0- 0	1- 0				
7- 4	0- 1	0- 2	NON-CONFERENCE	1- 1	0- 0	6- 0				
5- 0	0- 0	0- 0	HOME	0- 0	0- 0	5- 0				
1- 1	0- 1	0- 0	AWAY	1- 0	0- 0	0- 0				
1- 3	0- 0	0- 2	NEUTRAL	0- 1	0- 0	1- 0				
1- 2	0- 1	0- 1	CONFERENCE	1- 0	0- 0	0- 0				
1- 0	0- 0	0- 0	HOME	1- 0	0- 0	0- 0				
0- 2	0- 1	0- 1	AWAY	0- 0	0- 0	0- 0				
0- 0	0- 0	0- 0	NEUTRAL	0- 0	0- 0	0- 0				

RPI 1-25				RPI 26-50				RPI 51-100 Team's RPI: 89				RPI 101+			
RPI	S	Opponent	Score	RPI	S	Opponent	Score	RPI	S	Opponent	Score	RPI	S	Opponent	Score
11	A	Florida St.	68 78	32	N	West Virginia	57 63	56	N	Syracuse	63 77	198	H	Eastern Mich.	85 50
12	A	Indiana	67 79	45	A	Michigan	69 89	71	H	Nebraska	78 70	202	N	Kansas St.	65 60
				48	N	LSU	56 58	100	A	Notre Dame	72 69	278	H	Morehead St.	93 48
												297	H	Oakland	76 56
												321	H	Detroit Mercy	110 52
												341	H	Hartford	79 34
LAST 10 Division I															
278	H	Morehead St.	93 48	45	A	Michigan	69 89	71	H	Nebraska	78 70				
11	A	Florida St.	68 78	12	A	Indiana	67 79	32	N	West Virginia	57 63				
202	N	Kansas St.	65 60	56	N	Syracuse	63 77								
48	N	LSU	56 58												
341	H	Hartford	79 34												

Non-Div I Games:

Michigan St.

Average RPI Win:	144	WON-LOST	WINNING	LAST 10	STRENGTH OF	OPP. STRENGTH	TEAM	ADJ.	CONF.	ADJ CONF.
Average RPI Loss:	48	RECORD	PCT. RANK	GAMES	SCHEDULE	OF SCHEDULE	RPI	RPI	RPI	RPI
DIV. I ONLY	9- 5	95	6-4	23	62	49	49	13	13	
DIV. I NON-CONF.	8- 4	90	5-3	47	43	51	51	15	15	
TOTALS	RPI 1-25	RPI 26-50	W-L RECORDS	RPI 51-100	RPI 101-150	RPI 150+				
9- 5	1- 2	1- 1	OVERALL	1- 1	2- 1	4- 0				
6- 2	1- 1	1- 1	HOME	1- 0	0- 0	3- 0				
2- 1	0- 0	0- 0	AWAY	0- 0	1- 1	1- 0				
1- 2	0- 1	0- 0	NEUTRAL	0- 1	1- 0	0- 0				
8- 4	1- 2	0- 0	NON-CONFERENCE	1- 1	2- 1	4- 0				
5- 1	1- 1	0- 0	HOME	1- 0	0- 0	3- 0				
2- 1	0- 0	0- 0	AWAY	0- 0	1- 1	1- 0				
1- 2	0- 1	0- 0	NEUTRAL	0- 1	1- 0	0- 0				
1- 1	0- 0	1- 1	CONFERENCE	0- 0	0- 0	0- 0				
1- 1	0- 0	1- 1	HOME	0- 0	0- 0	0- 0				
0- 0	0- 0	0- 0	AWAY	0- 0	0- 0	0- 0				
0- 0	0- 0	0- 0	NEUTRAL	0- 0	0- 0	0- 0				

RPI 1-25				RPI 26-50				Team's RPI: 49	RPI 51-100				RPI 101+			
RPI	S	Opponent	Score	RPI	S	Opponent	Score		RPI	S	Opponent	Score	RPI	S	Opponent	Score
8	N	Gonzaga	50 62	46	H	Charlotte	83 59		51	N	Arizona St.	60 61	112	A	Belmont	57 68
20	H	Kentucky	52 67	50	H	Old Dominion	56 67		87	H	Furman	78 62	118	N	Auburn	73 50
21	H	TCU	82 70										145	A	Tulane	64 62
													177	H	VCU	86 63
													189	H	Tennessee Tech	64 58
													228	A	East Carolina	68 66
													288	H	Lipscomb	70 49
LAST 10 Division I																
288	H	Lipscomb	70 49	46	H	Charlotte	83 59		51	N	Old Dominion	56 67	21	H	TCU	82 70
51	N	Arizona St.	60 61	50	H	Old Dominion	56 67		177	H	VCU	86 63	112	A	Belmont	57 68
8	N	Gonzaga	50 62	21	H	TCU	82 70									
118	N	Auburn	73 50	177	H	VCU	86 63									
87	H	Furman	78 62	112	A	Belmont	57 68									

Non-Div I Games:

Middle Tenn.

■ Loss,
 ■ Non-Conf, S Site,
 ■ Home
 ■ Away
 N Neutral

Milwaukee

Through Games Of Jan. 5, 2020

Average RPI Win:	185	WON-LOST	WINNING	LAST 10	STRENGTH OF	OPP. STRENGTH	TEAM	ADJ.	CONF.	ADJ CONF.
Average RPI Loss:	104	RECORD	PCT. RANK	GAMES	SCHEDULE	OF SCHEDULE	RPI	RPI	RPI	RPI
DIV. I ONLY	3- 10	291	3-7	71	84	239	239	18	18	
DIV. I NON-CONF.	2- 8	295	2-5	49	73	231	231	18	18	
TOTALS	RPI 1-25	RPI 26-50	W-L RECORDS	RPI 51-100	RPI 101-150	RPI 150+				
3- 10	0- 2	0- 2	OVERALL	0- 0	1- 4	2- 2				
3- 4	0- 0	0- 1	HOME	0- 0	1- 1	2- 2				
0- 6	0- 2	0- 1	AWAY	0- 0	0- 3	0- 0				
0- 0	0- 0	0- 0	NEUTRAL	0- 0	0- 0	0- 0				
2- 8	0- 2	0- 2	NON-CONFERENCE	0- 0	0- 3	2- 1				
2- 3	0- 0	0- 1	HOME	0- 0	0- 1	2- 1				
0- 5	0- 2	0- 1	AWAY	0- 0	0- 2	0- 0				
0- 0	0- 0	0- 0	NEUTRAL	0- 0	0- 0	0- 0				
1- 2	0- 0	0- 0	CONFERENCE	0- 0	1- 1	0- 1				
1- 1	0- 0	0- 0	HOME	0- 0	1- 0	0- 1				
0- 1	0- 0	0- 0	AWAY	0- 0	0- 1	0- 0				
0- 0	0- 0	0- 0	NEUTRAL	0- 0	0- 0	0- 0				

RPI 1-25				RPI 26-50				RPI 51-100				RPI 101+ Team's RPI: 239			
RPI	S	Opponent	Score	RPI	S	Opponent	Score	RPI	S	Opponent	Score	RPI	S	Opponent	Score
10	A	DePaul	65 94	36	H	Marquette	56 78					115	A	Wisconsin	40 71
24	A	Purdue	55 68	47	A	Minnesota	61 77					124	H	Wright St.	60 58
												140	H	North Dakota	58 66
												142	A	Green Bay	48 61
												146	A	Columbia	46 74
												158	H	Bowling Green	51 63
												164	H	Northern Ill.	78 65
												218	H	Northern Ky.	49 61
												267	H	Ark.-Pine Bluff	69 55
LAST 10 Division I															
				36	H	Marquette	56 78	142	A	Green Bay	48 61				
				164	H	Northern Ill.	78 65	218	H	Northern Ky.	49 61				
				146	A	Columbia	46 74	124	H	Wright St.	60 58				
				10	A	DePaul	65 94	140	H	North Dakota	58 66				
				267	H	Ark.-Pine Bluff	69 55	158	H	Bowling Green	51 63				

Non-Div I Games: Wis.-Parkside 84 77

Milwaukee

■ Loss,
 ■ Non-Conf, S Site,
 ■ Home
 ■ Away
 N Neutral

Average RPI Win:	176	WON-LOST	WINNING	LAST 10	STRENGTH OF	OPP. STRENGTH	TEAM	ADJ.	CONF.	ADJ CONF.
Average RPI Loss:	32	RECORD	PCT. RANK	GAMES	SCHEDULE	OF SCHEDULE	RPI	RPI	RPI	RPI
DIV. I ONLY	11- 3	41	8-2	104	52	47	47	2	2	
DIV. I NON-CONF.	10- 1	19	7-0	145	55	35	35	3	3	
TOTALS	RPI 1-25	RPI 26-50	W-L RECORDS	RPI 51-100	RPI 101-150	RPI 150+				
11- 3	0- 2	0- 0	OVERALL	3- 1	2- 0	6- 0				
7- 2	0- 2	0- 0	HOME	2- 0	1- 0	4- 0				
4- 1	0- 0	0- 0	AWAY	1- 1	1- 0	2- 0				
0- 0	0- 0	0- 0	NEUTRAL	0- 0	0- 0	0- 0				
10- 1	0- 1	0- 0	NON-CONFERENCE	3- 0	2- 0	5- 0				
7- 1	0- 1	0- 0	HOME	2- 0	1- 0	4- 0				
3- 0	0- 0	0- 0	AWAY	1- 0	1- 0	1- 0				
0- 0	0- 0	0- 0	NEUTRAL	0- 0	0- 0	0- 0				
1- 2	0- 1	0- 0	CONFERENCE	0- 1	0- 0	1- 0				
0- 1	0- 1	0- 0	HOME	0- 0	0- 0	0- 0				
1- 1	0- 0	0- 0	AWAY	0- 1	0- 0	1- 0				
0- 0	0- 0	0- 0	NEUTRAL	0- 0	0- 0	0- 0				

RPI 1-25				RPI 26-50		Team's RPI: 47		RPI 51-100				RPI 101+			
RPI	S	Opponent	Score	RPI	S	Opponent	Score	RPI	S	Opponent	Score	RPI	S	Opponent	Score
2	H	Missouri St.	69 77					51	H	Arizona St.	80 66	113	H	Montana St.	71 60
23	H	Ohio St.	63 66					71	A	Nebraska	58 72	132	A	George Washington	83 50
								91	H	Lehigh	77 49	174	A	American	70 53
								100	A	Notre Dame	75 67	201	A	Penn St.	81 74
												223	H	UC Davis	76 67
												239	H	Milwaukee	77 61
												296	H	Vermont	90 58
												314	H	Bryant	101 56
LAST 10 Division I															
				132	A	George Washington	83 50	71	A	Nebraska	58 72				
				174	A	American	70 53	23	H	Ohio St.	63 66				
				100	A	Notre Dame	75 67	201	A	Penn St.	81 74				
				314	H	Bryant	101 56	91	H	Lehigh	77 49				
				113	H	Montana St.	71 60	223	H	UC Davis	76 67				

Non-Div I Games:

Minnesota

■ Loss,
■ Non-Conf, S Site,
■ Home
■ Away
N Neutral

Mississippi St.

Through Games Of Jan. 5, 2020

Average RPI Win:	124	WON-LOST	WINNING	LAST 10	STRENGTH OF	OPP. STRENGTH	TEAM	ADJ.	CONF.	ADJ CONF.
Average RPI Loss:	18	RECORD	PCT. RANK	GAMES	SCHEDULE	OF SCHEDULE	RPI	RPI	RPI	RPI
DIV. I ONLY	14- 2	20	8-2	17	37	14	14	4	4	
DIV. I NON-CONF.	12- 2	30	6-2	28	36	12	12	4	4	
TOTALS	RPI 1-25	RPI 26-50	W-L RECORDS	RPI 51-100	RPI 101-150	RPI 150+				
14- 2	0- 1	2- 1	OVERALL	3- 0	3- 0	6- 0				
6- 1	0- 0	0- 1	HOME	2- 0	1- 0	3- 0				
4- 0	0- 0	1- 0	AWAY	1- 0	0- 0	2- 0				
4- 1	0- 1	1- 0	NEUTRAL	0- 0	2- 0	1- 0				
12- 2	0- 1	2- 1	NON-CONFERENCE	2- 0	2- 0	6- 0				
5- 1	0- 0	0- 1	HOME	2- 0	0- 0	3- 0				
3- 0	0- 0	1- 0	AWAY	0- 0	0- 0	2- 0				
4- 1	0- 1	1- 0	NEUTRAL	0- 0	2- 0	1- 0				
2- 0	0- 0	0- 0	CONFERENCE	1- 0	1- 0	0- 0				
1- 0	0- 0	0- 0	HOME	0- 0	1- 0	0- 0				
1- 0	0- 0	0- 0	AWAY	1- 0	0- 0	0- 0				
0- 0	0- 0	0- 0	NEUTRAL	0- 0	0- 0	0- 0				

RPI 1-25				Team's RPI: 14		RPI 26-50				RPI 51-100				RPI 101+			
RPI	S	Opponent	Score	RPI	S	Opponent	Score	RPI	S	Opponent	Score	RPI	S	Opponent	Score		
4	N	Stanford	62 67	31	N	Virginia	72 59	52	H	Troy	122 82	109	N	South Fla.	86 61		
				32	H	West Virginia	65 71	63	A	Georgia	73 66	137	H	Florida	93 47		
				36	A	Marquette	74 68	66	H	UT Martin	82 46	142	N	Green Bay	83 58		
												152	H	Southern Miss.	91 58		
												180	N	San Francisco	73 38		
												181	H	Little Rock	89 50		
												185	A	Louisiana	64 48		
												187	H	Murray St.	124 43		
												211	A	Jackson St.	92 53		
LAST 10 Division I																	
				185	A	Louisiana	64 48	63	A	Georgia	73 66						
				32	H	West Virginia	65 71	137	H	Florida	93 47						
				4	N	Stanford	62 67	181	H	Little Rock	89 50						
				142	N	Green Bay	83 58	31	N	Virginia	72 59						
				180	N	San Francisco	73 38	109	N	South Fla.	86 61						

Non-Div I Games:

Mississippi St.

■ Loss,
 ■ Non-Conf, S Site,
 ■ Home
 ■ Away
 N Neutral

Average RPI Win:	351	WON-LOST	WINNING	LAST 10	STRENGTH OF	OPP. STRENGTH	TEAM	ADJ.	CONF.	ADJ CONF.
Average RPI Loss:	225	RECORD	PCT. RANK	GAMES	SCHEDULE	OF SCHEDULE	RPI	RPI	RPI	RPI
DIV. I ONLY	1- 11	334	1-9	313	340	346	346	28	28	
DIV. I NON-CONF.	1- 10	329	1-8	278	344	344	344	28	28	
TOTALS	RPI 1-25	RPI 26-50	W-L RECORDS	RPI 51-100	RPI 101-150	RPI 150+				
1- 11	0- 0	0- 0	OVERALL	0- 0	0- 1	1- 10				
1- 3	0- 0	0- 0	HOME	0- 0	0- 1	1- 2				
0- 7	0- 0	0- 0	AWAY	0- 0	0- 0	0- 7				
0- 1	0- 0	0- 0	NEUTRAL	0- 0	0- 0	0- 1				
1- 10	0- 0	0- 0	NON-CONFERENCE	0- 0	0- 1	1- 9				
1- 2	0- 0	0- 0	HOME	0- 0	0- 1	1- 1				
0- 7	0- 0	0- 0	AWAY	0- 0	0- 0	0- 7				
0- 1	0- 0	0- 0	NEUTRAL	0- 0	0- 0	0- 1				
0- 1	0- 0	0- 0	CONFERENCE	0- 0	0- 0	0- 1				
0- 1	0- 0	0- 0	HOME	0- 0	0- 0	0- 1				
0- 0	0- 0	0- 0	AWAY	0- 0	0- 0	0- 0				
0- 0	0- 0	0- 0	NEUTRAL	0- 0	0- 0	0- 0				

RPI 1-25			RPI 26-50			RPI 51-100			RPI 101+			Team's RPI: 346
RPI	S	Opponent	Score	RPI	S	Opponent	Score	RPI	S	Opponent	Score	
								141	H	Austin Peay	82	100
								152	A	Southern Miss.	80	84
								162	A	Memphis	54	91
								187	H	Murray St.	66	72
								191	A	Wyoming	22	95
								209	A	North Ala.	60	86
								238	A	Colorado St.	46	65
								267	H	Ark.-Pine Bluff	77	80
								286	A	Ole Miss	53	72
								287	N	Omaha	70	78
								350	A	La.-Monroe	66	74
								351	H	Florida A&M	71	70
LAST 10 Division I												
351	H	Florida A&M	71	70	267	H	Ark.-Pine Bluff	77	80			
287	N	Omaha	70	78	350	A	La.-Monroe	66	74			
152	A	Southern Miss.	80	84	162	A	Memphis	54	91			
141	H	Austin Peay	82	100	238	A	Colorado St.	46	65			
187	H	Murray St.	66	72	191	A	Wyoming	22	95			

Non-Div I Games:

Mississippi Val.

■ Loss,
 ■ Non-Conf,
 ■ S Site,
 ■ H Home
 ■ A Away
 N Neutral

Average RPI Win:	160	WON-LOST	WINNING	LAST 10	STRENGTH OF	OPP. STRENGTH	TEAM	ADJ.	CONF.	ADJ CONF.
Average RPI Loss:	98	RECORD	PCT. RANK	GAMES	SCHEDULE	OF SCHEDULE	RPI	RPI	RPI	RPI
DIV. I ONLY	4- 11	278	3-7	11	123	172	172	4	4	
DIV. I NON-CONF.	3- 10	282	2-6	24	116	203	203	4	4	
TOTALS	RPI 1-25	RPI 26-50	W-L RECORDS	RPI 51-100	RPI 101-150	RPI 150+				
4- 11	0- 2	1- 2	OVERALL	1- 2	0- 3	2- 2				
4- 4	0- 1	1- 1	HOME	1- 1	0- 1	2- 0				
0- 5	0- 1	0- 1	AWAY	0- 1	0- 1	0- 1				
0- 2	0- 0	0- 0	NEUTRAL	0- 0	0- 1	0- 1				
3- 10	0- 2	0- 2	NON-CONFERENCE	1- 1	0- 3	2- 2				
3- 4	0- 1	0- 1	HOME	1- 1	0- 1	2- 0				
0- 4	0- 1	0- 1	AWAY	0- 0	0- 1	0- 1				
0- 2	0- 0	0- 0	NEUTRAL	0- 0	0- 1	0- 1				
1- 1	0- 0	1- 0	CONFERENCE	0- 1	0- 0	0- 0				
1- 0	0- 0	1- 0	HOME	0- 0	0- 0	0- 0				
0- 1	0- 0	0- 0	AWAY	0- 1	0- 0	0- 0				
0- 0	0- 0	0- 0	NEUTRAL	0- 0	0- 0	0- 0				

RPI 1-25				RPI 26-50				RPI 51-100				RPI 101+ Team's RPI: 172			
RPI	S	Opponent	Score	RPI	S	Opponent	Score	RPI	S	Opponent	Score	RPI	S	Opponent	Score
2	A	Missouri St.	72 79	34	A	South Dakota	56 72	71	H	Nebraska	85 90	108	N	North Carolina	69 82
19	H	Princeton	33 68	43	H	UNI	73 78	73	H	Saint Louis	83 58	142	A	Green Bay	64 72
				48	H	LSU	69 65	93	A	Tennessee	66 77	143	H	Illinois	51 58
												183	N	New Mexico	68 71
												226	H	Western Ill.	97 89
												240	A	UMKC	56 59
												293	H	SIUE	68 51
LAST 10 Division I															
240	A	UMKC	56 59	48	H	LSU	69 65	93	A	Tennessee	66 77	143	H	Illinois	51 58
73	H	Saint Louis	83 58	19	H	Princeton	33 68	2	A	Missouri St.	72 79				
108	N	North Carolina	69 82												
183	N	New Mexico	68 71												
293	H	SIUE	68 51												

Non-Div I Games:

Missouri

■ Loss,
 ■ Non-Conf, S Site,
 ■ Home
 ■ Away
 N Neutral

Average RPI Win:	123	WON-LOST	WINNING	LAST 10	STRENGTH OF	OPP. STRENGTH	TEAM	ADJ.	CONF.	ADJ CONF.
Average RPI Loss:	7	RECORD	PCT. RANK	GAMES	SCHEDULE	OF SCHEDULE	RPI	RPI	RPI	RPI
DIV. I ONLY	11- 2	31	8-2	5	66	2	2	7	7	
DIV. I NON-CONF.	9- 2	40	6-2	4	38	3	3	7	7	
TOTALS	RPI 1-25	RPI 26-50	W-L RECORDS	RPI 51-100	RPI 101-150	RPI 150+				
11- 2	0- 2	2- 0	OVERALL	4- 0	0- 0	5- 0				
5- 0	0- 0	0- 0	HOME	1- 0	0- 0	4- 0				
6- 2	0- 2	2- 0	AWAY	3- 0	0- 0	1- 0				
0- 0	0- 0	0- 0	NEUTRAL	0- 0	0- 0	0- 0				
9- 2	0- 2	2- 0	NON-CONFERENCE	3- 0	0- 0	4- 0				
5- 0	0- 0	0- 0	HOME	1- 0	0- 0	4- 0				
4- 2	0- 2	2- 0	AWAY	2- 0	0- 0	0- 0				
0- 0	0- 0	0- 0	NEUTRAL	0- 0	0- 0	0- 0				
2- 0	0- 0	0- 0	CONFERENCE	1- 0	0- 0	1- 0				
0- 0	0- 0	0- 0	HOME	0- 0	0- 0	0- 0				
2- 0	0- 0	0- 0	AWAY	1- 0	0- 0	1- 0				
0- 0	0- 0	0- 0	NEUTRAL	0- 0	0- 0	0- 0				

RPI 1-25				RPI 26-50				RPI 51-100				RPI 101+			
RPI	S	Opponent	Score	RPI	S	Opponent	Score	RPI	S	Opponent	Score	RPI	S	Opponent	Score
5	A	Oregon St.	69 80	34	A	South Dakota	74 66	55	A	Oklahoma	96 90	153	H	Wichita St.	68 55
8	A	Gonzaga	52 64	47	A	Minnesota	77 69	80	A	Boise St.	72 69	165	A	Valparaiso	81 68
								95	A	Loyola Chicago	74 72	172	H	Missouri	79 72
								97	H	Santa Clara	71 64	213	H	A&M-Corpus Christi	79 51
												240	H	UMKC	83 58
LAST 10 Division I															
240	H	UMKC	83 58	165	A	Valparaiso	81 68								
34	A	South Dakota	74 66	95	A	Loyola Chicago	74 72								
97	H	Santa Clara	71 64	8	A	Gonzaga	52 64								
5	A	Oregon St.	69 80	172	H	Missouri	79 72								
55	A	Oklahoma	96 90	153	H	Wichita St.	68 55								

Non-Div I Games: William Jewell 111 39

Missouri St.

Average RPI Win:	275	WON-LOST	WINNING	LAST 10	STRENGTH OF	OPP. STRENGTH	TEAM	ADJ.	CONF.	ADJ CONF.
Average RPI Loss:	140	RECORD	PCT. RANK	GAMES	SCHEDULE	OF SCHEDULE	RPI	RPI	RPI	RPI
DIV. I ONLY	4- 8	244	4-6	170	242	230	230	24	24	
DIV. I NON-CONF.	3- 6	235	3-4	136	215	191	191	24	24	
TOTALS	RPI 1-25	RPI 26-50	W-L RECORDS	RPI 51-100	RPI 101-150	RPI 150+				
4- 8	0- 1	0- 1	OVERALL	0- 2	0- 1	4- 3				
2- 2	0- 0	0- 0	HOME	0- 0	0- 1	2- 1				
1- 6	0- 1	0- 1	AWAY	0- 2	0- 0	1- 2				
1- 0	0- 0	0- 0	NEUTRAL	0- 0	0- 0	1- 0				
3- 6	0- 1	0- 1	NON-CONFERENCE	0- 1	0- 1	3- 2				
1- 1	0- 0	0- 0	HOME	0- 0	0- 1	1- 0				
1- 5	0- 1	0- 1	AWAY	0- 1	0- 0	1- 2				
1- 0	0- 0	0- 0	NEUTRAL	0- 0	0- 0	1- 0				
1- 2	0- 0	0- 0	CONFERENCE	0- 1	0- 0	1- 1				
1- 1	0- 0	0- 0	HOME	0- 0	0- 0	1- 1				
0- 1	0- 0	0- 0	AWAY	0- 1	0- 0	0- 0				
0- 0	0- 0	0- 0	NEUTRAL	0- 0	0- 0	0- 0				

RPI S	Opponent	Score	RPI S	Opponent	Score	RPI S	Opponent	Score	RPI S	Opponent	Score	Team's RPI: 230
19	A Princeton	40 52	35	A Arizona	34 86	70	A Marist	66 76	119	H Providence	52 68	
						82	A Bucknell	37 71	204	A San Diego	49 57	
									233	H Manhattan	62 60	
									245	H Lafayette	52 44	
									261	A Loyola Maryland	48 64	
									308	A Albany (NY)	53 41	
									313	N Purdue Fort Wayne	60 46	
									327	H Canisius	62 71	
LAST 10 Division I												
245	H Lafayette	52 44	327	H Canisius	62 71							
35	A Arizona	34 86	70	A Marist	66 76							
313	N Purdue Fort Wayne	60 46	308	A Albany (NY)	53 41							
204	A San Diego	49 57	261	A Loyola Maryland	48 64							
19	A Princeton	40 52	233	H Manhattan	62 60							

Non-Div I Games:

Monmouth

Average RPI Win:	265	WON-LOST	WINNING	LAST 10	STRENGTH OF	OPP. STRENGTH	TEAM	ADJ.	CONF.	ADJ CONF.
Average RPI Loss:	85	RECORD	PCT. RANK	GAMES	SCHEDULE	OF SCHEDULE	RPI	RPI	RPI	RPI
DIV. I ONLY	6- 5	142	6-4	141	294	149	149	21	21	
DIV. I NON-CONF.	3- 4	201	3-3	35	292	125	125	19	19	
TOTALS	RPI 1-25	RPI 26-50	W-L RECORDS	RPI 51-100	RPI 101-150	RPI 150+				
6- 5	0- 0	0- 2	OVERALL	0- 1	0- 2	6- 0				
2- 3	0- 0	0- 1	HOME	0- 0	0- 2	2- 0				
4- 1	0- 0	0- 1	AWAY	0- 0	0- 0	4- 0				
0- 1	0- 0	0- 0	NEUTRAL	0- 1	0- 0	0- 0				
3- 4	0- 0	0- 2	NON-CONFERENCE	0- 1	0- 1	3- 0				
1- 2	0- 0	0- 1	HOME	0- 0	0- 1	1- 0				
2- 1	0- 0	0- 1	AWAY	0- 0	0- 0	2- 0				
0- 1	0- 0	0- 0	NEUTRAL	0- 1	0- 0	0- 0				
3- 1	0- 0	0- 0	CONFERENCE	0- 0	0- 1	3- 0				
1- 1	0- 0	0- 0	HOME	0- 0	0- 1	1- 0				
2- 0	0- 0	0- 0	AWAY	0- 0	0- 0	2- 0				
0- 0	0- 0	0- 0	NEUTRAL	0- 0	0- 0	0- 0				

RPI S	Opponent	Score	RPI S	Opponent	Score	RPI S	Opponent	Score	RPI S	Opponent	Score	Team's RPI: 149
34	A South Dakota	64 96	35	H Arizona	42 77	97	N Santa Clara	58 68	126	H Northern Colo.	58 67	
									134	H Fresno St.	63 76	
									161	H Southern Utah	81 74	
									224	A Cal St. Fullerton	71 69	
									247	A Northern Ariz.	79 71	
									268	H Grand Canyon	72 67	
									343	A Utah Valley	63 52	
									348	A Sacramento St.	64 60	
LAST 10 Division I												
343	A Utah Valley	63 52	126	H Northern Colo.	58 67							
224	A Cal St. Fullerton	71 69	161	H Southern Utah	81 74							
97	N Santa Clara	58 68	348	A Sacramento St.	64 60							
35	H Arizona	42 77	247	A Northern Ariz.	79 71							
268	H Grand Canyon	72 67	34	A South Dakota	64 96							

Non-Div I Games: Mont. St.-Northern 98 45 Mont. St. Billings 70 53

Average RPI Win:	240	WON-LOST	WINNING	LAST 10	STRENGTH OF	OPP. STRENGTH	TEAM	ADJ.	CONF.	ADJ CONF.
Average RPI Loss:	63	RECORD	PCT. RANK	GAMES	SCHEDULE	OF SCHEDULE	RPI	RPI	RPI	RPI
DIV. I ONLY	6- 5	142	5-5	95	196	113	113	21	21	
DIV. I NON-CONF.	2- 5	259	1-5	16	120	135	135	19	19	
TOTALS	RPI 1-25	RPI 26-50	W-L RECORDS	RPI 51-100	RPI 101-150	RPI 150+				
6- 5	0- 2	0- 1	OVERALL	0- 1	1- 0	5- 1				
3- 1	0- 1	0- 0	HOME	0- 0	1- 0	2- 0				
3- 2	0- 0	0- 1	AWAY	0- 1	0- 0	3- 0				
0- 2	0- 1	0- 0	NEUTRAL	0- 0	0- 0	0- 1				
2- 5	0- 2	0- 1	NON-CONFERENCE	0- 1	0- 0	2- 1				
1- 1	0- 1	0- 0	HOME	0- 0	0- 0	1- 0				
1- 2	0- 0	0- 1	AWAY	0- 1	0- 0	1- 0				
0- 2	0- 1	0- 0	NEUTRAL	0- 0	0- 0	0- 1				
4- 0	0- 0	0- 0	CONFERENCE	0- 0	1- 0	3- 0				
2- 0	0- 0	0- 0	HOME	0- 0	1- 0	1- 0				
2- 0	0- 0	0- 0	AWAY	0- 0	0- 0	2- 0				
0- 0	0- 0	0- 0	NEUTRAL	0- 0	0- 0	0- 0				

RPI 1-25				RPI 26-50				RPI 51-100				RPI 101+ Team's RPI: 113			
RPI	S	Opponent	Score	RPI	S	Opponent	Score	RPI	S	Opponent	Score	RPI	S	Opponent	Score
8	H	Gonzaga	55 70	47	A	Minnesota	60 71	99	A	South Dakota St.	50 60	126	H	Northern Colo.	91 58
9	N	Texas A&M	67 78									153	N	Wichita St.	64 66
												161	H	Southern Utah	91 65
												223	H	UC Davis	77 65
												247	A	Northern Ariz.	72 64
												334	A	Seattle U	73 65
												348	A	Sacramento St.	85 48
LAST 10 Division I															
153	N	Wichita St.	64 66	161	H	Southern Utah	91 65								
8	H	Gonzaga	55 70	126	H	Northern Colo.	91 58								
334	A	Seattle U	73 65	247	A	Northern Ariz.	72 64								
47	A	Minnesota	60 71	348	A	Sacramento St.	85 48								
99	A	South Dakota St.	50 60	9	N	Texas A&M	67 78								

Non-Div I Games: Carroll (MT) 67 33 Mont. St.-Northern 93 34

Montana St.

Average RPI Win:	261	WON-LOST	WINNING	LAST 10	STRENGTH OF	OPP. STRENGTH	TEAM	ADJ.	CONF.	ADJ CONF.
Average RPI Loss:	115	RECORD	PCT. RANK	GAMES	SCHEDULE	OF SCHEDULE	RPI	RPI	RPI	RPI
DIV. I ONLY	3- 9	281	3-7	130	239	278	278	20	20	
DIV. I NON-CONF.	2- 8	295	2-6	112	153	277	277	21	21	
TOTALS	RPI 1-25	RPI 26-50	W-L RECORDS	RPI 51-100	RPI 101-150	RPI 150+				
3- 9	0- 1	0- 1	OVERALL	0- 2	0- 1	3- 4				
3- 3	0- 0	0- 0	HOME	0- 1	0- 0	3- 2				
0- 6	0- 1	0- 1	AWAY	0- 1	0- 1	0- 2				
0- 0	0- 0	0- 0	NEUTRAL	0- 0	0- 0	0- 0				
2- 8	0- 1	0- 1	NON-CONFERENCE	0- 2	0- 1	2- 3				
2- 2	0- 0	0- 0	HOME	0- 1	0- 0	2- 1				
0- 6	0- 1	0- 1	AWAY	0- 1	0- 1	0- 2				
0- 0	0- 0	0- 0	NEUTRAL	0- 0	0- 0	0- 0				
1- 1	0- 0	0- 0	CONFERENCE	0- 0	0- 0	1- 1				
1- 1	0- 0	0- 0	HOME	0- 0	0- 0	1- 1				
0- 0	0- 0	0- 0	AWAY	0- 0	0- 0	0- 0				
0- 0	0- 0	0- 0	NEUTRAL	0- 0	0- 0	0- 0				

RPI 1-25				RPI 26-50				RPI 51-100				RPI 101+ Team's RPI: 278			
RPI	S	Opponent	Score	RPI	S	Opponent	Score	RPI	S	Opponent	Score	RPI	S	Opponent	Score
20	A	Kentucky	54 79	37	A	Baylor	47 94	64	H	N.C. A&T	56 74	129	A	Dayton	41 58
								89	A	Michigan St.	48 93	158	A	Bowling Green	65 79
												165	A	Valparaiso	53 55
												186	H	Stetson	55 58
												189	H	Tennessee Tech	55 75
												193	H	Saint Francis (PA)	65 54
												265	H	Radford	73 62
												326	H	Jacksonville St.	67 48
LAST 10 Division I															
129	A	Dayton	41 58	189	H	Tennessee Tech	55 75	37	A	Baylor	47 94	165	A	Valparaiso	53 55
265	H	Radford	73 62	326	H	Jacksonville St.	67 48	89	A	Michigan St.	48 93				
64	H	N.C. A&T	56 74												
20	A	Kentucky	54 79												
193	H	Saint Francis (PA)	65 54												

Average RPI Win:	291	WON-LOST	WINNING	LAST 10	STRENGTH OF	OPP. STRENGTH	TEAM	ADJ.	CONF.	ADJ CONF.
Average RPI Loss:	190	RECORD	PCT. RANK	GAMES	SCHEDULE	OF SCHEDULE	RPI	RPI	RPI	RPI
DIV. I ONLY	2- 10	316	2-8	215	318	300	300	31	31	
DIV. I NON-CONF.	2- 9	304	2-7	173	334	297	297	31	31	
TOTALS	RPI 1-25	RPI 26-50	W-L RECORDS	RPI 51-100	RPI 101-150	RPI 150+				
2- 10	0- 0	0- 2	OVERALL	0- 2	0- 0	2- 6				
1- 0	0- 0	0- 0	HOME	0- 0	0- 0	1- 0				
1- 8	0- 0	0- 2	AWAY	0- 1	0- 0	1- 5				
0- 2	0- 0	0- 0	NEUTRAL	0- 1	0- 0	0- 1				
2- 9	0- 0	0- 2	NON-CONFERENCE	0- 2	0- 0	2- 5				
1- 0	0- 0	0- 0	HOME	0- 0	0- 0	1- 0				
1- 7	0- 0	0- 2	AWAY	0- 1	0- 0	1- 4				
0- 2	0- 0	0- 0	NEUTRAL	0- 1	0- 0	0- 1				
0- 1	0- 0	0- 0	CONFERENCE	0- 0	0- 0	0- 1				
0- 0	0- 0	0- 0	HOME	0- 0	0- 0	0- 0				
0- 1	0- 0	0- 0	AWAY	0- 0	0- 0	0- 1				
0- 0	0- 0	0- 0	NEUTRAL	0- 0	0- 0	0- 0				

RPI S	Opponent	Score	RPI S	Opponent	Score	RPI S	Opponent	Score	RPI S	Opponent	Score	Team's RPI: 300
36	A Marquette	48 70	71	A Nebraska	55 78	163	N Akron	45 52				
45	A Michigan	48 80	92	N Stony Brook	56 63	241	A Delaware St.	61 69				
						279	H Texas St.	72 62				
						287	A Omaha	64 70				
						302	A Marshall	57 52				
						309	A UMBC	63 65				
						329	A Hofstra	39 51				
						331	A Saint Peter's	77 78				
LAST 10 Division I												
329	A Hofstra	39 51	241	A Delaware St.	61 69							
45	A Michigan	48 80	163	N Akron	45 52							
331	A Saint Peter's	77 78	92	N Stony Brook	56 63							
302	A Marshall	57 52	279	H Texas St.	72 62							
287	A Omaha	64 70	309	A UMBC	63 65							

Non-Div I Games: Washington Adventis84 52 Notre Dame (MD) 113 34

Morgan St.

■ Loss,
 ■ Non-Conf,
 ■ S Site,
 ■ Home
 ■ A Away
 N Neutral

Average RPI Win:	259	WON-LOST	WINNING	LAST 10	STRENGTH OF	OPP. STRENGTH	TEAM	ADJ.	CONF.	ADJ CONF.
Average RPI Loss:	124	RECORD	PCT. RANK	GAMES	SCHEDULE	OF SCHEDULE	RPI	RPI	RPI	RPI
DIV. I ONLY	6- 7	188	6-4	266	128	222	222	30	30	
DIV. I NON-CONF.	4- 7	225	4-4	199	115	208	208	30	30	
TOTALS	RPI 1-25	RPI 26-50	W-L RECORDS	RPI 51-100	RPI 101-150	RPI 150+				
6- 7	0- 2	0- 1	OVERALL	0- 1	1- 0	5- 3				
4- 1	0- 0	0- 0	HOME	0- 1	0- 0	4- 0				
1- 5	0- 2	0- 1	AWAY	0- 0	0- 0	1- 2				
1- 1	0- 0	0- 0	NEUTRAL	0- 0	1- 0	0- 1				
4- 7	0- 2	0- 1	NON-CONFERENCE	0- 1	1- 0	3- 3				
2- 1	0- 0	0- 0	HOME	0- 1	0- 0	2- 0				
1- 5	0- 2	0- 1	AWAY	0- 0	0- 0	1- 2				
1- 1	0- 0	0- 0	NEUTRAL	0- 0	1- 0	0- 1				
2- 0	0- 0	0- 0	CONFERENCE	0- 0	0- 0	2- 0				
2- 0	0- 0	0- 0	HOME	0- 0	0- 0	2- 0				
0- 0	0- 0	0- 0	AWAY	0- 0	0- 0	0- 0				
0- 0	0- 0	0- 0	NEUTRAL	0- 0	0- 0	0- 0				

RPI 1-25				RPI 26-50				RPI 51-100				RPI 101+				Team's RPI: 222
RPI	S	Opponent	Score	RPI	S	Opponent	Score	RPI	S	Opponent	Score	RPI	S	Opponent	Score	
12	A	Indiana	52 75	50	A	Old Dominion	34 85	91	H	Lehigh	65 66	101	N	Richmond	75 67	
20	A	Kentucky	44 67									156	N	Hampton	60 68	
												253	A	Towson	57 73	
												261	H	Loyola Maryland	81 75	
												265	A	Radford	75 58	
												269	H	Wagner	78 63	
												289	A	UMES	76 78	
												309	H	UMBC	71 61	
												347	H	LIU Brooklyn	75 57	
LAST 10 Division I																
289	A	UMES	76 78	347	H	LIU Brooklyn	75 57									
91	H	Lehigh	65 66	269	H	Wagner	78 63									
261	H	Loyola Maryland	81 75	50	A	Old Dominion	34 85									
265	A	Radford	75 58	101	N	Richmond	75 67									
309	H	UMBC	71 61	156	N	Hampton	60 68									

Non-Div I Games: Frostburg St. 94 40

Mt. St. Mary's

Average RPI Win:	263	WON-LOST	WINNING	LAST 10	STRENGTH OF	OPP. STRENGTH	TEAM	ADJ.	CONF.	ADJ CONF.
Average RPI Loss:	59	RECORD	PCT. RANK	GAMES	SCHEDULE	OF SCHEDULE	RPI	RPI	RPI	RPI
DIV. I ONLY	6- 5	142	6-4	282	68	187	187	20	20	
DIV. I NON-CONF.	5- 4	140	5-3	311	50	183	183	21	21	
TOTALS	RPI 1-25	RPI 26-50	W-L RECORDS	RPI 51-100	RPI 101-150	RPI 150+				
6- 5	0- 2	0- 0	OVERALL	0- 2	1- 0	5- 1				
3- 2	0- 0	0- 0	HOME	0- 1	1- 0	2- 1				
3- 3	0- 2	0- 0	AWAY	0- 1	0- 0	3- 0				
0- 0	0- 0	0- 0	NEUTRAL	0- 0	0- 0	0- 0				
5- 4	0- 2	0- 0	NON-CONFERENCE	0- 1	0- 0	5- 1				
2- 1	0- 0	0- 0	HOME	0- 0	0- 0	2- 1				
3- 3	0- 2	0- 0	AWAY	0- 1	0- 0	3- 0				
0- 0	0- 0	0- 0	NEUTRAL	0- 0	0- 0	0- 0				
1- 1	0- 0	0- 0	CONFERENCE	0- 1	1- 0	0- 0				
1- 1	0- 0	0- 0	HOME	0- 1	1- 0	0- 0				
0- 0	0- 0	0- 0	AWAY	0- 0	0- 0	0- 0				
0- 0	0- 0	0- 0	NEUTRAL	0- 0	0- 0	0- 0				

RPI 1-25				RPI 26-50				RPI 51-100				RPI 101+ Team's RPI: 187			
RPI	S	Opponent	Score	RPI	S	Opponent	Score	RPI	S	Opponent	Score	RPI	S	Opponent	Score
3	A	Louisville	40 76					60	A	Southern Ill.	66 76	138	H	Southeast Mo. St.	70 62
14	A	Mississippi St.	43 124					66	H	UT Martin	64 89	154	H	Samford	56 84
												208	H	Arkansas St.	77 62
												271	H	Indiana St.	70 62
												288	A	Lipscomb	67 57
												328	A	Evansville	61 59
												346	A	Mississippi Val.	72 66
LAST 10 Division I															
328	A	Evansville	61 59	138	H	Southeast Mo. St.	70 62	66	H	UT Martin	64 89	154	H	Samford	56 84
208	H	Arkansas St.	77 62	66	H	UT Martin	64 89	60	A	Southern Ill.	66 76	271	H	Indiana St.	70 62
288	A	Lipscomb	67 57	154	H	Samford	56 84								
14	A	Mississippi St.	43 124	60	A	Southern Ill.	66 76								
346	A	Mississippi Val.	72 66	271	H	Indiana St.	70 62								

Non-Div I Games: Cumberland (TN) 93 60 Christian Bros. 95 59

Murray St.

Loss, Non-Conf, S Site, H Home A Away N Neutral

Average RPI Win:	196	WON-LOST	WINNING	LAST 10	STRENGTH OF	OPP. STRENGTH	TEAM	ADJ.	CONF.	ADJ CONF.
Average RPI Loss:	69	RECORD	PCT. RANK	GAMES	SCHEDULE	OF SCHEDULE	RPI	RPI	RPI	RPI
DIV. I ONLY	6- 4	117	6-4	128	28	64	64	31	31	
DIV. I NON-CONF.	6- 4	122	6-4	129	31	69	69	31	31	
TOTALS	RPI 1-25	RPI 26-50	W-L RECORDS	RPI 51-100	RPI 101-150	RPI 150+				
6- 4	0- 1	0- 1	OVERALL	0- 1	1- 0	5- 1				
2- 0	0- 0	0- 0	HOME	0- 0	1- 0	1- 0				
3- 3	0- 1	0- 0	AWAY	0- 1	0- 0	3- 1				
1- 1	0- 0	0- 1	NEUTRAL	0- 0	0- 0	1- 0				
6- 4	0- 1	0- 1	NON-CONFERENCE	0- 1	1- 0	5- 1				
2- 0	0- 0	0- 0	HOME	0- 0	1- 0	1- 0				
3- 3	0- 1	0- 0	AWAY	0- 1	0- 0	3- 1				
1- 1	0- 0	0- 1	NEUTRAL	0- 0	0- 0	1- 0				
0- 0	0- 0	0- 0	CONFERENCE	0- 0	0- 0	0- 0				
0- 0	0- 0	0- 0	HOME	0- 0	0- 0	0- 0				
0- 0	0- 0	0- 0	AWAY	0- 0	0- 0	0- 0				
0- 0	0- 0	0- 0	NEUTRAL	0- 0	0- 0	0- 0				

RPI 1-25				RPI 26-50				RPI 51-100 Team's RPI: 64				RPI 101+			
RPI	S	Opponent	Score	RPI	S	Opponent	Score	RPI	S	Opponent	Score	RPI	S	Opponent	Score
17	A	NC State	44 80	33	N	Miami (FL)	67 68	63	A	Georgia	54 72	110	H	UNC Greensboro	57 48
												163	A	Akron	52 64
												173	A	Clemson	82 74
												177	A	VCU	69 58
												208	N	Arkansas St.	55 50
												231	H	ETSU	80 69
												278	A	Morehead St.	74 56
LAST 10 Division I															
		208	N	Arkansas St.	55	50		177	A	VCU	69	58			
		33	N	Miami (FL)	67	68		173	A	Clemson	82	74			
		231	H	ETSU	80	69		163	A	Akron	52	64			
		63	A	Georgia	54	72		110	H	UNC Greensboro	57	48			
		17	A	NC State	44	80		278	A	Morehead St.	74	56			

Non-Div I Games: Saint Augustine's 75 44 Johnson & Wales (NC121 61

N.C. A&T

Loss, Non-Conf, S Site, H Home A Away N Neutral

N.C. Central

Through Games Of Jan. 5, 2020

Average RPI Win:	305	WON-LOST	WINNING	LAST 10	STRENGTH OF	OPP. STRENGTH	TEAM	ADJ.	CONF.	ADJ CONF.
Average RPI Loss:	180	RECORD	PCT. RANK	GAMES	SCHEDULE	OF SCHEDULE	RPI	RPI	RPI	RPI
DIV. I ONLY	3- 9	281	3-7	288	280	318	318	31	31	
DIV. I NON-CONF.	2- 9	304	2-7	230	268	310	310	31	31	
TOTALS	RPI 1-25	RPI 26-50	W-L RECORDS	RPI 51-100	RPI 101-150	RPI 150+				
3- 9	0- 1	0- 0	OVERALL	0- 1	0- 2	3- 5				
2- 3	0- 0	0- 0	HOME	0- 0	0- 0	2- 3				
1- 5	0- 1	0- 0	AWAY	0- 1	0- 2	1- 1				
0- 1	0- 0	0- 0	NEUTRAL	0- 0	0- 0	0- 1				
2- 9	0- 1	0- 0	NON-CONFERENCE	0- 1	0- 2	2- 5				
1- 3	0- 0	0- 0	HOME	0- 0	0- 0	1- 3				
1- 5	0- 1	0- 0	AWAY	0- 1	0- 2	1- 1				
0- 1	0- 0	0- 0	NEUTRAL	0- 0	0- 0	0- 1				
1- 0	0- 0	0- 0	CONFERENCE	0- 0	0- 0	1- 0				
1- 0	0- 0	0- 0	HOME	0- 0	0- 0	1- 0				
0- 0	0- 0	0- 0	AWAY	0- 0	0- 0	0- 0				
0- 0	0- 0	0- 0	NEUTRAL	0- 0	0- 0	0- 0				

RPI 1-25				RPI 26-50				RPI 51-100				RPI 101+ Team's RPI: 318			
RPI	S	Opponent	Score	RPI	S	Opponent	Score	RPI	S	Opponent	Score	RPI	S	Opponent	Score
13	A	Iowa	50 102					86	A	CSU Bakersfield	71 80	107	A	California	69 90
												108	A	North Carolina	53 92
												201	N	Penn St.	68 92
												217	H	Campbell	67 64
												235	A	Col. of Charleston	78 85
												256	H	Winthrop	46 56
												290	H	High Point	58 78
												322	H	FIU	58 59
												347	A	LIU Brooklyn	61 59
												351	H	Florida A&M	66 57
LAST 10 Division I															
				86	A	CSU Bakersfield	71 80					351	H	Florida A&M	66 57
				201	N	Penn St.	68 92					347	A	LIU Brooklyn	61 59
				107	A	California	69 90					13	A	Iowa	50 102
				290	H	High Point	58 78					108	A	North Carolina	53 92
				217	H	Campbell	67 64					322	H	FIU	58 59

Non-Div I Games: Washington Adventist 83 48 Lincoln (PA) 53 68

N.C. Central

Loss, Non-Conf, S Site, H Home A Away N Neutral

Average RPI Win: 132		WON-LOST	WINNING	LAST 10	STRENGTH OF		OPP. STRENGTH	TEAM	ADJ.	CONF.	ADJ CONF.
Average RPI Loss: 0		RECORD	PCT. RANK	GAMES	SCHEDULE		OF SCHEDULE	RPI	RPI	RPI	RPI
DIV. I ONLY		14- 0	1	10-0	157		7	17	17	3	3
DIV. I NON-CONF.		11- 0	1	7-0	208		29	20	20	2	2
TOTALS		RPI 1-25	RPI 26-50		W-L RECORDS		RPI 51-100	RPI 101-150		RPI 150+	
14- 0	1- 0	2- 0		OVERALL		3- 0	3- 0		5- 0		
9- 0	1- 0	2- 0		HOME		1- 0	1- 0		4- 0		
3- 0	0- 0	0- 0		AWAY		1- 0	2- 0		0- 0		
2- 0	0- 0	0- 0		NEUTRAL		1- 0	0- 0		1- 0		
11- 0	0- 0	1- 0		NON-CONFERENCE		2- 0	3- 0		5- 0		
7- 0	0- 0	1- 0		HOME		1- 0	1- 0		4- 0		
2- 0	0- 0	0- 0		AWAY		0- 0	2- 0		0- 0		
2- 0	0- 0	0- 0		NEUTRAL		1- 0	0- 0		1- 0		
3- 0	1- 0	1- 0		CONFERENCE		1- 0	0- 0		0- 0		
2- 0	1- 0	1- 0		HOME		0- 0	0- 0		0- 0		
1- 0	0- 0	0- 0		AWAY		1- 0	0- 0		0- 0		
0- 0	0- 0	0- 0		NEUTRAL		0- 0	0- 0		0- 0		

RPI	S	Opponent	Score	RPI	S	Opponent	Score	RPI	S	Opponent	Score	RPI	S	Opponent	Score
18	H	Virginia Tech	76 69	30	H	Maryland	66 59	64	H	N.C. A&T	80 44	104	H	Elon	62 49
				31	H	Virginia	80 60	90	N	Texas	84 73	121	A	Saint Mary's (CA)	87 70
								96	A	Boston College	72 54	150	A	Hawaii	68 59
												174	H	Lamar University	81 40
												221	H	Chattanooga	74 38
												232	N	North Texas	76 65
												252	H	Maine	62 34
												270	H	UNCW	80 40
LAST 10 Division I															
30	H	Maryland	66 59	31	H	Virginia	80 60								
232	N	North Texas	76 65	18	H	Virginia Tech	76 69								
150	A	Hawaii	68 59	96	A	Boston College	72 54								
90	N	Texas	84 73	221	H	Chattanooga	74 38								
121	A	Saint Mary's (CA)	87 70	104	H	Elon	62 49								

Non-Div I Games:

NC State

N
J
I
T

N
J
I
T

NJIT

Page 186

Average RPI Loss: 175

Average RPI Win:	231	WON-LOST	WINNING	LAST 10	STRENGTH OF	OPP. STRENGTH	TEAM	ADJ.	CONF.	ADJ CONF.
Average RPI Loss:	175	RECORD	PCT. RANK	GAMES	SCHEDULE	OF SCHEDULE	RPI	RPI	RPI	RPI
DIV. I ONLY		4- 8	244	3-7	235	258	274	274	15	15
DIV. I NON-CONF.		4- 6	212	3-5	296	250	279	279	13	13
TOTALS	RPI 1-25		RPI 26-50	W-L RECORDS		RPI 51-100	RPI 101-150		RPI 150+	
4- 8	0- 0		0- 0	OVERALL		0- 1	0- 3		4- 4	
3- 2	0- 0		0- 0	HOME		0- 0	0- 1		3- 1	
1- 6	0- 0		0- 0	AWAY		0- 1	0- 2		1- 3	
0- 0	0- 0		0- 0	NEUTRAL		0- 0	0- 0		0- 0	
4- 6	0- 0		0- 0	NON-CONFERENCE		0- 0	0- 2		4- 4	
3- 1	0- 0		0- 0	HOME		0- 0	0- 0		3- 1	
1- 5	0- 0		0- 0	AWAY		0- 0	0- 2		1- 3	
0- 0	0- 0		0- 0	NEUTRAL		0- 0	0- 0		0- 0	
0- 2	0- 0		0- 0	CONFERENCE		0- 1	0- 1		0- 0	
0- 1	0- 0		0- 0	HOME		0- 0	0- 1		0- 0	
0- 1	0- 0		0- 0	AWAY		0- 1	0- 0		0- 0	
0- 0	0- 0		0- 0	NEUTRAL		0- 0	0- 0		0- 0	

RPI 1-25				RPI 26-50				RPI 51-100				RPI 101+				Team's RPI: 274	
RPI	S	Opponent	Score	RPI	S	Opponent	Score	RPI	S	Opponent	Score	RPI	S	Opponent	Score		
								91	A	Lehigh	40	70	103	H	Holy Cross	49	58
												108	A	North Carolina	40	80	
												120	A	Saint Joseph's	40	49	
												159	H	George Mason	58	67	
												173	A	Clemson	65	52	
												194	H	La Salle	61	46	
												234	H	Kennesaw St.	82	62	
												252	A	Maine	41	46	
												271	A	Fairfield	52	66	
												296	A	Vermont	56	64	
												323	H	Air Force	67	59	
LAST 10 Division I																	
				194	H	La Salle	61	46	103	H	Holy Cross	49	58				
				234	H	Kennesaw St.	82	62	91	A	Lehigh	40	70				
				323	H	Air Force	67	59	120	A	Saint Joseph's	40	49				
				252	A	Maine	41	46	159	H	George Mason	58	67				
				296	A	Vermont	56	64	271	A	Fairfield	52	66				

Non-Div I Games:	Stevenson	70	36
------------------	-----------	----	----

Navy

Loss, Non-Conf, S Site, H Home A Away N Neutral

Nebraska

Through Games Of Jan. 5, 2020

Average RPI Win:	181	WON-LOST	WINNING	LAST 10	STRENGTH OF	OPP. STRENGTH	TEAM	ADJ.	CONF.	ADJ CONF.
Average RPI Loss:	53	RECORD	PCT. RANK	GAMES	SCHEDULE	OF SCHEDULE	RPI	RPI	RPI	RPI
DIV. I ONLY	12- 2	25	8-2	253	13	71	71	2	2	
DIV. I NON-CONF.	10- 1	19	6-1	330	20	112	112	3	3	
TOTALS	RPI 1-25	RPI 26-50	W-L RECORDS	RPI 51-100	RPI 101-150	RPI 150+				
12- 2	1- 1	2- 0	OVERALL	0- 1	1- 0	8- 0				
9- 1	1- 1	2- 0	HOME	0- 0	0- 0	6- 0				
1- 1	0- 0	0- 0	AWAY	0- 1	0- 0	1- 0				
2- 0	0- 0	0- 0	NEUTRAL	0- 0	1- 0	1- 0				
10- 1	0- 1	1- 0	NON-CONFERENCE	0- 0	1- 0	8- 0				
7- 1	0- 1	1- 0	HOME	0- 0	0- 0	6- 0				
1- 0	0- 0	0- 0	AWAY	0- 0	0- 0	1- 0				
2- 0	0- 0	0- 0	NEUTRAL	0- 0	1- 0	1- 0				
2- 1	1- 0	1- 0	CONFERENCE	0- 1	0- 0	0- 0				
2- 0	1- 0	1- 0	HOME	0- 0	0- 0	0- 0				
0- 1	0- 0	0- 0	AWAY	0- 1	0- 0	0- 0				
0- 0	0- 0	0- 0	NEUTRAL	0- 0	0- 0	0- 0				

RPI 1-25				RPI 26-50				RPI 51-100				RPI 101+			
RPI	S	Opponent	Score	RPI	S	Opponent	Score	RPI	S	Opponent	Score	RPI	S	Opponent	Score
13	H	Iowa	78 69	38	H	Duke	83 79	89	A	Michigan St.	70 78	105	N	Southern California	67 54
16	H	Creighton	74 79	47	H	Minnesota	72 58					172	A	Missouri	90 85
												225	N	Sacred Heart	72 49
												233	H	Manhattan	71 51
												244	H	Southern U.	73 39
												246	H	Alabama A&M	68 46
												261	H	Oral Roberts	77 67
												293	H	SIUE	63 49
												300	H	Morgan St.	78 55
LAST 10 Division I															
				38	H	Duke	83 79	47	H	Minnesota	72 58				
				225	N	Sacred Heart	72 49	89	A	Michigan St.	70 78				
				105	N	Southern California	67 54	13	H	Iowa	78 69				
				16	H	Creighton	74 79	233	H	Manhattan	71 51				
				244	H	Southern U.	73 39	261	H	Oral Roberts	77 67				

Non-Div I Games:

Nebraska

■ Loss,
■ Non-Conf, S Site,
■ Home
■ Away
N Neutral

Nevada

Through Games Of Jan. 5, 2020

Average RPI Win:	303	WON-LOST	WINNING	LAST 10	STRENGTH OF	OPP. STRENGTH	TEAM	ADJ.	CONF.	ADJ CONF.
Average RPI Loss:	183	RECORD	PCT. RANK	GAMES	SCHEDULE	OF SCHEDULE	RPI	RPI	RPI	RPI
DIV. I ONLY	6- 7	188	3-7	335	319	303	303	22	22	
DIV. I NON-CONF.	6- 4	122	3-4	336	331	269	269	25	25	
TOTALS	RPI 1-25	RPI 26-50	W-L RECORDS	RPI 51-100	RPI 101-150	RPI 150+				
6- 7	0- 0	0- 0	OVERALL	0- 1	1- 1	5- 5				
4- 2	0- 0	0- 0	HOME	0- 0	1- 0	3- 2				
1- 5	0- 0	0- 0	AWAY	0- 1	0- 1	1- 3				
1- 0	0- 0	0- 0	NEUTRAL	0- 0	0- 0	1- 0				
6- 4	0- 0	0- 0	NON-CONFERENCE	0- 0	1- 1	5- 3				
4- 1	0- 0	0- 0	HOME	0- 0	1- 0	3- 1				
1- 3	0- 0	0- 0	AWAY	0- 0	0- 1	1- 2				
1- 0	0- 0	0- 0	NEUTRAL	0- 0	0- 0	1- 0				
0- 3	0- 0	0- 0	CONFERENCE	0- 1	0- 0	0- 2				
0- 1	0- 0	0- 0	HOME	0- 0	0- 0	0- 1				
0- 2	0- 0	0- 0	AWAY	0- 1	0- 0	0- 1				
0- 0	0- 0	0- 0	NEUTRAL	0- 0	0- 0	0- 0				

RPI S	Opponent	Score	RPI S	Opponent	Score	RPI S	Opponent	Score	RPI S	Opponent	Score
						80	A Boise St.	40 54			
									105	A Southern California	47 50
									121	H Saint Mary's (CA)	78 72
									167	A Utah	62 68
									176	H SFA	65 80
									192	A Portland St.	75 80
									238	A Colorado St.	70 75
									323	H Air Force	61 68
									325	H Cal Poly	71 40
									333	N UTRGV	62 57
									343	A Utah Valley	60 57
									345	H Chicago St.	80 60
									348	H Sacramento St.	83 72
LAST 10 Division I											
167	A Utah	62 68	80	A Boise St.	40 54						
323	H Air Force	61 68	238	A Colorado St.	70 75						
176	H SFA	65 80	325	H Cal Poly	71 40						
345	H Chicago St.	80 60	333	N UTRGV	62 57						
192	A Portland St.	75 80	105	A Southern California	47 50						

Non-Div I Games: Stanislaus St. 80 62

Nevada

Loss, Non-Conf, S Site, H Home A Away N Neutral

New Hampshire

Through Games Of Jan. 5, 2020

Average RPI Win:	330	WON-LOST	WINNING	LAST 10	STRENGTH OF	OPP. STRENGTH	TEAM	ADJ.	CONF.	ADJ CONF.
Average RPI Loss:	171	RECORD	PCT. RANK	GAMES	SCHEDULE	OF SCHEDULE	RPI	RPI	RPI	RPI
DIV. I ONLY	3- 10	291	2-8	279	287	315	315	29	29	
DIV. I NON-CONF.	2- 9	304	1-7	214	288	308	308	29	29	
TOTALS	RPI 1-25	RPI 26-50	W-L RECORDS	RPI 51-100	RPI 101-150	RPI 150+				
3- 10	0- 1	0- 1	OVERALL	0- 0	0- 2	3- 6				
2- 3	0- 0	0- 0	HOME	0- 0	0- 0	2- 3				
1- 7	0- 1	0- 1	AWAY	0- 0	0- 2	1- 3				
0- 0	0- 0	0- 0	NEUTRAL	0- 0	0- 0	0- 0				
2- 9	0- 1	0- 1	NON-CONFERENCE	0- 0	0- 2	2- 5				
1- 3	0- 0	0- 0	HOME	0- 0	0- 0	1- 3				
1- 6	0- 1	0- 1	AWAY	0- 0	0- 2	1- 2				
0- 0	0- 0	0- 0	NEUTRAL	0- 0	0- 0	0- 0				
1- 1	0- 0	0- 0	CONFERENCE	0- 0	0- 0	1- 1				
1- 0	0- 0	0- 0	HOME	0- 0	0- 0	1- 0				
0- 1	0- 0	0- 0	AWAY	0- 0	0- 0	0- 1				
0- 0	0- 0	0- 0	NEUTRAL	0- 0	0- 0	0- 0				

RPI 1-25				RPI 26-50				RPI 51-100				RPI 101+ Team's RPI: 315			
RPI	S	Opponent	Score	RPI	S	Opponent	Score	RPI	S	Opponent	Score	RPI	S	Opponent	Score
19	A	Princeton	37 77	37	A	Baylor	29 97					103	A	Holy Cross	61 82
												136	A	Massachusetts	65 67
												190	A	Merrimack	54 64
												197	A	Dartmouth	47 66
												200	H	Boston U.	64 78
												259	H	Brown	68 76
												266	A	UMass Lowell	53 58
												307	H	North Dakota St.	61 67
												314	A	Bryant	68 56
												336	H	Central Conn. St.	70 59
												341	H	Hartford	72 71
LAST 10 Division I															
336	H	Central Conn. St.	70 59	341	H	Hartford	72 71								
136	A	Massachusetts	65 67	266	A	UMass Lowell	53 58								
307	H	North Dakota St.	61 67	19	A	Princeton	37 77								
259	H	Brown	68 76	103	A	Holy Cross	61 82								
190	A	Merrimack	54 64	197	A	Dartmouth	47 66								

Non-Div I Games: Wheaton (MA) 89 44

New Hampshire

Loss, Non-Conf, S Site, H Home A Away N Neutral

Average RPI Win:	216	WON-LOST	WINNING	LAST 10	STRENGTH OF	OPP. STRENGTH	TEAM	ADJ.	CONF.	ADJ CONF.
Average RPI Loss:	133	RECORD	PCT. RANK	GAMES	SCHEDULE	OF SCHEDULE	RPI	RPI	RPI	RPI
DIV. I ONLY	8- 7	162	3-7	181	148	183	183	22	22	
DIV. I NON-CONF.	8- 4	90	3-4	202	134	134	134	25	25	
TOTALS	RPI 1-25	RPI 26-50	W-L RECORDS	RPI 51-100	RPI 101-150	RPI 150+				
8- 7	0- 0	0- 1	OVERALL	0- 3	2- 0	6- 3				
5- 4	0- 0	0- 0	HOME	0- 1	2- 0	3- 3				
2- 2	0- 0	0- 0	AWAY	0- 2	0- 0	2- 0				
1- 1	0- 0	0- 1	NEUTRAL	0- 0	0- 0	1- 0				
8- 4	0- 0	0- 1	NON-CONFERENCE	0- 2	2- 0	6- 1				
5- 2	0- 0	0- 0	HOME	0- 1	2- 0	3- 1				
2- 1	0- 0	0- 0	AWAY	0- 1	0- 0	2- 0				
1- 1	0- 0	0- 1	NEUTRAL	0- 0	0- 0	1- 0				
0- 3	0- 0	0- 0	CONFERENCE	0- 1	0- 0	0- 2				
0- 2	0- 0	0- 0	HOME	0- 0	0- 0	0- 2				
0- 1	0- 0	0- 0	AWAY	0- 1	0- 0	0- 0				
0- 0	0- 0	0- 0	NEUTRAL	0- 0	0- 0	0- 0				

RPI S	Opponent	Score	RPI S	Opponent	Score	RPI S	Opponent	Score	RPI S	Opponent	Score	Team's RPI: 183
			32 N	West Virginia	60 73	51 A	Arizona St.	47 84	116 H	Houston	81 71	
						80 A	Boise St.	82 83	119 H	Providence	86 68	
						87 H	Ball St.	57 70	172 N	Missouri	71 68	
									191 H	Wyoming	66 73	
									206 H	San Jose St.	80 81	
									219 A	UTEP	93 78	
									243 H	UC Riverside	80 70	
									247 H	Northern Ariz.	83 76	
									285 H	LMU (CA)	72 73	
									305 A	New Mexico St.	86 67	
									305 H	New Mexico St.	107 53	
LAST 10 Division I												
			51 A	Arizona St.	47 84	206 H	San Jose St.	80 81				
			191 H	Wyoming	66 73	87 H	Ball St.	57 70				
			80 A	Boise St.	82 83	285 H	LMU (CA)	72 73				
			32 N	West Virginia	60 73	119 H	Providence	86 68				
			172 N	Missouri	71 68	305 H	New Mexico St.	107 53				

Non-Div I Games: Northern N.M. 92 44

New Mexico

■ Loss,
 ■ Non-Conf, S Site,
 ■ Home
 ■ Away
 N Neutral

Average RPI Win:	295	WON-LOST	WINNING	LAST 10	STRENGTH OF	OPP. STRENGTH	TEAM	ADJ.	CONF.	ADJ CONF.
Average RPI Loss:	190	RECORD	PCT. RANK	GAMES	SCHEDULE	OF SCHEDULE	RPI	RPI	RPI	RPI
DIV. I ONLY	3- 10	291	2-8	203	323	305	305	32	32	
DIV. I NON-CONF.	2- 10	313	1-8	200	310	311	311	32	32	
TOTALS	RPI 1-25	RPI 26-50	W-L RECORDS	RPI 51-100	RPI 101-150	RPI 150+				
3- 10	0- 0	0- 0	OVERALL	0- 2	0- 0	3- 8				
2- 5	0- 0	0- 0	HOME	0- 1	0- 0	2- 4				
1- 3	0- 0	0- 0	AWAY	0- 1	0- 0	1- 2				
0- 2	0- 0	0- 0	NEUTRAL	0- 0	0- 0	0- 2				
2- 10	0- 0	0- 0	NON-CONFERENCE	0- 2	0- 0	2- 8				
1- 5	0- 0	0- 0	HOME	0- 1	0- 0	1- 4				
1- 3	0- 0	0- 0	AWAY	0- 1	0- 0	1- 2				
0- 2	0- 0	0- 0	NEUTRAL	0- 0	0- 0	0- 2				
1- 0	0- 0	0- 0	CONFERENCE	0- 0	0- 0	1- 0				
1- 0	0- 0	0- 0	HOME	0- 0	0- 0	1- 0				
0- 0	0- 0	0- 0	AWAY	0- 0	0- 0	0- 0				
0- 0	0- 0	0- 0	NEUTRAL	0- 0	0- 0	0- 0				

RPI 1-25			RPI 26-50			RPI 51-100			RPI 101+			Team's RPI: 305
RPI	S	Opponent	Score	RPI	S	Opponent	Score	RPI	S	Opponent	Score	
						51 H Arizona St.	47 70	151 N Western Mich.		76 79		
						76 A Abilene Christian	54 67	183 A New Mexico		53 107		
								183 H New Mexico		67 86		
								219 A UTEP		45 65		
								219 H UTEP		57 63		
								243 H UC Riverside		58 60		
								257 H Pepperdine		69 72		
								284 A Denver		78 75		
								295 H California Baptist		57 56		
								306 H Weber St.		77 47		
								319 N Georgia St.		51 59		
LAST 10 Division I												
						151 N Western Mich.	76 79	295 H California Baptist		57 56		
						319 N Georgia St.	51 59	76 A Abilene Christian		54 67		
						219 A UTEP	45 65	51 H Arizona St.		47 70		
						257 H Pepperdine	69 72	183 A New Mexico		53 107		
						183 H New Mexico	67 86	306 H Weber St.		77 47		

Non-Div I Games: Western N.M. 75 56

New Mexico St.

■ Loss,
 ■ Non-Conf, S Site,
 ■ Home
 ■ Away
 N Neutral

Average RPI Win:	194	WON-LOST	WINNING	LAST 10	STRENGTH OF	OPP. STRENGTH	TEAM	ADJ.	CONF.	ADJ CONF.
Average RPI Loss:	128	RECORD	PCT. RANK	GAMES	SCHEDULE	OF SCHEDULE	RPI	RPI	RPI	RPI
DIV. I ONLY	4- 7	234	4-6	9	331	114	114	25	25	
DIV. I NON-CONF.	2- 5	259	2-4	12	312	129	129	23	23	
TOTALS	RPI 1-25	RPI 26-50	W-L RECORDS	RPI 51-100	RPI 101-150	RPI 150+				
4- 7	0- 0	0- 2	OVERALL	0- 2	1- 0	3- 3				
2- 2	0- 0	0- 0	HOME	0- 0	1- 0	1- 2				
2- 5	0- 0	0- 2	AWAY	0- 2	0- 0	2- 1				
0- 0	0- 0	0- 0	NEUTRAL	0- 0	0- 0	0- 0				
2- 5	0- 0	0- 2	NON-CONFERENCE	0- 1	1- 0	1- 2				
1- 1	0- 0	0- 0	HOME	0- 0	1- 0	0- 1				
1- 4	0- 0	0- 2	AWAY	0- 1	0- 0	1- 1				
0- 0	0- 0	0- 0	NEUTRAL	0- 0	0- 0	0- 0				
2- 2	0- 0	0- 0	CONFERENCE	0- 1	0- 0	2- 1				
1- 1	0- 0	0- 0	HOME	0- 0	0- 0	1- 1				
1- 1	0- 0	0- 0	AWAY	0- 1	0- 0	1- 0				
0- 0	0- 0	0- 0	NEUTRAL	0- 0	0- 0	0- 0				

RPI S	Opponent	Score	RPI S	Opponent	Score	RPI S	Opponent	Score	RPI S	Opponent	Score	Team's RPI: 114
44	A Arkansas	52 82	74	A Iowa St.	53 71	140	H North Dakota	79 73				
48	A LSU	49 83	76	A Abilene Christian	62 76	174	A Lamar University	62 57				
						176	H SFA	53 50				
						185	H Louisiana	60 65				
						188	H Sam Houston St.	46 78				
						279	A Texas St.	49 51				
						286	A Ole Miss	69 64				
LAST 10 Division I												
74	A Iowa St.	53 71	176	H SFA	53 50							
279	A Texas St.	49 51	174	A Lamar University	62 57							
185	H Louisiana	60 65	140	H North Dakota	79 73							
286	A Ole Miss	69 64	188	H Sam Houston St.	46 78							
44	A Arkansas	52 82	76	A Abilene Christian	62 76							

Non-Div I Games: Pensacola Christian 91 31 Tougaloo 91 69

New Orleans

Loss, Non-Conf, S Site, H Home A Away N Neutral

Niagara

Through Games Of Jan. 5, 2020

Average RPI Win:	319	WON-LOST	WINNING	LAST 10	STRENGTH OF	OPP. STRENGTH	TEAM	ADJ.	CONF.	ADJ CONF.
Average RPI Loss:	147	RECORD	PCT. RANK	GAMES	SCHEDULE	OF SCHEDULE	RPI	RPI	RPI	RPI
DIV. I ONLY	2- 9	311	2-8	106	334	255	255	24	24	
DIV. I NON-CONF.	2- 7	288	2-6	120	329	251	251	24	24	
TOTALS	RPI 1-25	RPI 26-50	W-L RECORDS	RPI 51-100	RPI 101-150	RPI 150+				
2- 9	0- 0	0- 1	OVERALL	0- 1	0- 4	2- 3				
1- 1	0- 0	0- 0	HOME	0- 1	0- 0	1- 0				
1- 8	0- 0	0- 1	AWAY	0- 0	0- 4	1- 3				
0- 0	0- 0	0- 0	NEUTRAL	0- 0	0- 0	0- 0				
2- 7	0- 0	0- 1	NON-CONFERENCE	0- 1	0- 3	2- 2				
1- 1	0- 0	0- 0	HOME	0- 1	0- 0	1- 0				
1- 6	0- 0	0- 1	AWAY	0- 0	0- 3	1- 2				
0- 0	0- 0	0- 0	NEUTRAL	0- 0	0- 0	0- 0				
0- 2	0- 0	0- 0	CONFERENCE	0- 0	0- 1	0- 1				
0- 0	0- 0	0- 0	HOME	0- 0	0- 0	0- 0				
0- 2	0- 0	0- 0	AWAY	0- 0	0- 1	0- 1				
0- 0	0- 0	0- 0	NEUTRAL	0- 0	0- 0	0- 0				

RPI S	Opponent	Score	RPI S	Opponent	Score	RPI S	Opponent	Score	RPI S	Opponent	Score	Team's RPI: 255
40	A Rutgers	37 87	59	H Buffalo	67 81	106	A Colgate	72 85	139	A Rider	75 79	
						144	A Cornell	59 82	147	A Binghamton	55 74	
						178	A Howard	42 91	233	A Manhattan	65 68	
						276	A St. Bonaventure	67 71	297	H Oakland	77 63	
						340	A Coppin St.	82 67				
LAST 10 Division I												
297	H Oakland	77 63	233	A Manhattan	65 68							
144	A Cornell	59 82	139	A Rider	75 79							
147	A Binghamton	55 74	340	A Coppin St.	82 67							
40	A Rutgers	37 87	178	A Howard	42 91							
59	H Buffalo	67 81	106	A Colgate	72 85							

Non-Div I Games:

Niagara

Loss, Non-Conf, S Site, H Home A Away N Neutral

Average RPI Win:	350	WON-LOST	WINNING	LAST 10	STRENGTH OF	OPP. STRENGTH	TEAM	ADJ.	CONF.	ADJ CONF.
Average RPI Loss:	140	RECORD	PCT. RANK	GAMES	SCHEDULE	OF SCHEDULE	RPI	RPI	RPI	RPI
DIV. I ONLY	1- 10	331	1-9	110	316	310	310	25	25	
DIV. I NON-CONF.	1- 6	318	1-5	78	166	261	261	23	23	
TOTALS	RPI 1-25	RPI 26-50	W-L RECORDS	RPI 51-100	RPI 101-150	RPI 150+				
1- 10	0- 2	0- 1	OVERALL	0- 2	0- 0	1- 5				
1- 1	0- 0	0- 0	HOME	0- 1	0- 0	1- 0				
0- 8	0- 2	0- 1	AWAY	0- 0	0- 0	0- 5				
0- 1	0- 0	0- 0	NEUTRAL	0- 1	0- 0	0- 0				
1- 6	0- 2	0- 1	NON-CONFERENCE	0- 1	0- 0	1- 2				
1- 0	0- 0	0- 0	HOME	0- 0	0- 0	1- 0				
0- 5	0- 2	0- 1	AWAY	0- 0	0- 0	0- 2				
0- 1	0- 0	0- 0	NEUTRAL	0- 1	0- 0	0- 0				
0- 4	0- 0	0- 0	CONFERENCE	0- 1	0- 0	0- 3				
0- 1	0- 0	0- 0	HOME	0- 1	0- 0	0- 0				
0- 3	0- 0	0- 0	AWAY	0- 0	0- 0	0- 3				
0- 0	0- 0	0- 0	NEUTRAL	0- 0	0- 0	0- 0				

RPI 1-25				RPI 26-50				RPI 51-100				RPI 101+ Team's RPI: 310			
RPI	S	Opponent	Score	RPI	S	Opponent	Score	RPI	S	Opponent	Score	RPI	S	Opponent	Score
12	A	Indiana	47 111	48	A	LSU	32 63	76	H	Abilene Christian	84 95	184	A	Rice	47 71
21	A	TCU	47 72					81	N	North Florida	61 64	188	A	Sam Houston St.	71 87
												213	A	A&M-Corpus Christi	49 55
												227	A	Jacksonville	55 72
												349	A	Incarnate Word	51 53
												350	H	La.-Monroe	74 59
LAST 10 Division I															
48	A	LSU	32 63	188	A	Sam Houston St.	71 87								
81	N	North Florida	61 64	349	A	Incarnate Word	51 53								
227	A	Jacksonville	55 72	76	H	Abilene Christian	84 95								
21	A	TCU	47 72	213	A	A&M-Corpus Christi	49 55								
12	A	Indiana	47 111	350	H	La.-Monroe	74 59								

Non-Div I Games: Southern-N.O. 94 61 Paul Quinn 101 68

Nicholls St.

Average RPI Win:	191	WON-LOST	WINNING	LAST 10	STRENGTH OF	OPP. STRENGTH	TEAM	ADJ.	CONF.	ADJ CONF.
Average RPI Loss:	145	RECORD	PCT. RANK	GAMES	SCHEDULE	OF SCHEDULE	RPI	RPI	RPI	RPI
DIV. I ONLY	6- 7	188	5-5	119	253	179	179	31	31	
DIV. I NON-CONF.	5- 7	205	4-5	135	254	190	190	31	31	
TOTALS	RPI 1-25	RPI 26-50	W-L RECORDS	RPI 51-100	RPI 101-150	RPI 150+				
6- 7	0- 0	0- 1	OVERALL	1- 0	0- 4	5- 2				
3- 3	0- 0	0- 0	HOME	0- 0	0- 2	3- 1				
2- 3	0- 0	0- 0	AWAY	0- 0	0- 2	2- 1				
1- 1	0- 0	0- 1	NEUTRAL	1- 0	0- 0	0- 0				
5- 7	0- 0	0- 1	NON-CONFERENCE	1- 0	0- 4	4- 2				
2- 3	0- 0	0- 0	HOME	0- 0	0- 2	2- 1				
2- 3	0- 0	0- 0	AWAY	0- 0	0- 2	2- 1				
1- 1	0- 0	0- 1	NEUTRAL	1- 0	0- 0	0- 0				
1- 0	0- 0	0- 0	CONFERENCE	0- 0	0- 0	1- 0				
1- 0	0- 0	0- 0	HOME	0- 0	0- 0	1- 0				
0- 0	0- 0	0- 0	AWAY	0- 0	0- 0	0- 0				
0- 0	0- 0	0- 0	NEUTRAL	0- 0	0- 0	0- 0				

RPI 1-25				RPI 26-50				RPI 51-100				RPI 101+				Team's RPI: 179
RPI	S	Opponent	Score	RPI	S	Opponent	Score	RPI	S	Opponent	Score	RPI	S	Opponent	Score	
				32	N	West Virginia	55 72	81	N	North Florida	57 54	101	A	Richmond	69 77	
												111	H	Liberty	48 67	
												127	A	William & Mary	56 65	
												148	H	Robert Morris	62 69	
												156	A	Hampton	77 56	
												171	H	Bethune-Cookman	61 51	
												194	H	La Salle	52 55	
												220	H	Longwood	49 46	
												227	A	Jacksonville	71 64	
												290	H	High Point	72 58	
												302	A	Marshall	69 75	
LAST 10 Division I																
				156	A	Hampton	77 56	171	H	Bethune-Cookman	61 51					
				220	H	Longwood	49 46	101	A	Richmond	69 77					
				227	A	Jacksonville	71 64	127	A	William & Mary	56 65					
				81	N	North Florida	57 54	148	H	Robert Morris	62 69					
				194	H	La Salle	52 55	32	N	West Virginia	55 72					

Non-Div I Games: Virginia-Lynchburg 123 48

Norfolk St.

■ Loss,
 ■ Non-Conf,
 ■ S Site,
 ■ H Home
 ■ A Away
 N Neutral

Average RPI Win:	275	WON-LOST	WINNING	LAST 10	STRENGTH OF	OPP. STRENGTH	TEAM	ADJ.	CONF.	ADJ CONF.
Average RPI Loss:	80	RECORD	PCT. RANK	GAMES	SCHEDULE	OF SCHEDULE	RPI	RPI	RPI	RPI
DIV. I ONLY	8- 3	66	7-3	349	135	209	209	16	16	
DIV. I NON-CONF.	7- 3	80	6-3	347	183	236	236	16	16	
TOTALS	RPI 1-25	RPI 26-50	W-L RECORDS	RPI 51-100	RPI 101-150	RPI 150+				
8- 3	0- 1	0- 0	OVERALL	1- 1	0- 0	7- 1				
2- 1	0- 0	0- 0	HOME	1- 0	0- 0	1- 1				
2- 2	0- 1	0- 0	AWAY	0- 1	0- 0	2- 0				
4- 0	0- 0	0- 0	NEUTRAL	0- 0	0- 0	4- 0				
7- 3	0- 1	0- 0	NON-CONFERENCE	0- 1	0- 0	7- 1				
1- 1	0- 0	0- 0	HOME	0- 0	0- 0	1- 1				
2- 2	0- 1	0- 0	AWAY	0- 1	0- 0	2- 0				
4- 0	0- 0	0- 0	NEUTRAL	0- 0	0- 0	4- 0				
1- 0	0- 0	0- 0	CONFERENCE	1- 0	0- 0	0- 0				
1- 0	0- 0	0- 0	HOME	1- 0	0- 0	0- 0				
0- 0	0- 0	0- 0	AWAY	0- 0	0- 0	0- 0				
0- 0	0- 0	0- 0	NEUTRAL	0- 0	0- 0	0- 0				

RPI 1-25				RPI 26-50				RPI 51-100				RPI 101+ Team's RPI: 209			
RPI	S	Opponent	Score	RPI	S	Opponent	Score	RPI	S	Opponent	Score	RPI	S	Opponent	Score
13	A	Iowa	81 86					74	A	Iowa St.	72 80	154	H	Samford	63 79
								81	H	North Florida	54 51	246	N	Alabama A&M	80 65
												248	N	UC Irvine	88 60
												293	N	SIUE	85 67
												301	A	Alabama St.	81 60
												339	A	Tennessee St.	88 63
												344	N	South Carolina St.	99 46
												346	H	Mississippi Val.	86 60
LAST 10 Division I															
248	N	UC Irvine	88 60	81	H	North Florida	54 51								
246	N	Alabama A&M	80 65	74	A	Iowa St.	72 80								
154	H	Samford	63 79	344	N	South Carolina St.	99 46								
339	A	Tennessee St.	88 63	293	N	SIUE	85 67								
13	A	Iowa	81 86	301	A	Alabama St.	81 60								

Non-Div I Games: Virginia-Lynchburg 128 26 Oakwood 120 38

North Ala.

Loss, Non-Conf, S Site, H Home A Away N Neutral

North Carolina

Through Games Of Jan. 5, 2020

Average RPI Win:	212	WON-LOST	WINNING	LAST 10	STRENGTH OF	OPP. STRENGTH	TEAM	ADJ.	CONF.	ADJ CONF.
Average RPI Loss:	52	RECORD	PCT. RANK	GAMES	SCHEDULE	OF SCHEDULE	RPI	RPI	RPI	RPI
DIV. I ONLY	11- 3	41	7-3	284	31	108	108	3	3	
DIV. I NON-CONF.	9- 2	40	5-2	298	84	122	122	2	2	
TOTALS	RPI 1-25	RPI 26-50	W-L RECORDS	RPI 51-100	RPI 101-150	RPI 150+				
11- 3	0- 1	1- 0	OVERALL	1- 2	2- 0	7- 0				
7- 1	0- 0	0- 0	HOME	0- 1	2- 0	5- 0				
1- 2	0- 1	1- 0	AWAY	0- 1	0- 0	0- 0				
3- 0	0- 0	0- 0	NEUTRAL	1- 0	0- 0	2- 0				
9- 2	0- 0	0- 0	NON-CONFERENCE	1- 2	2- 0	6- 0				
6- 1	0- 0	0- 0	HOME	0- 1	2- 0	4- 0				
0- 1	0- 0	0- 0	AWAY	0- 1	0- 0	0- 0				
3- 0	0- 0	0- 0	NEUTRAL	1- 0	0- 0	2- 0				
2- 1	0- 1	1- 0	CONFERENCE	0- 0	0- 0	1- 0				
1- 0	0- 0	0- 0	HOME	0- 0	0- 0	1- 0				
1- 1	0- 1	1- 0	AWAY	0- 0	0- 0	0- 0				
0- 0	0- 0	0- 0	NEUTRAL	0- 0	0- 0	0- 0				

RPI S	Opponent	Score	RPI S	Opponent	Score	RPI S	Opponent	Score	RPI S	Opponent	Score	Team's RPI: 108
18	A Virginia Tech	70 76	31	A Virginia	65 47	58	H Yale	63 66	104	H Elon	76 46	
						62	N Temple	71 58	143	H Illinois	85 60	
						79	A Alabama	77 83	172	N Missouri	82 69	
									270	N UNCW	85 45	
									274	H Navy	80 40	
									291	H Pittsburgh	70 62	
									318	H N.C. Central	92 53	
									330	H Western Caro.	92 55	
									342	H Charleston So.	85 54	
LAST 10 Division I												
79	A Alabama	77 83	18	A Virginia Tech	70 76							
318	H N.C. Central	92 53	31	A Virginia	65 47							
143	H Illinois	85 60	291	H Pittsburgh	70 62							
172	N Missouri	82 69	58	H Yale	63 66							
62	N Temple	71 58	270	N UNCW	85 45							

Non-Div I Games:

North Carolina

Loss, Non-Conf, S Site, H Home A Away N Neutral

North Dakota

Through Games Of Jan. 5, 2020

Average RPI Win:	271	WON-LOST	WINNING	LAST 10	STRENGTH OF	OPP. STRENGTH	TEAM	ADJ.	CONF.	ADJ CONF.
Average RPI Loss:	107	RECORD	PCT. RANK	GAMES	SCHEDULE	OF SCHEDULE	RPI	RPI	RPI	RPI
DIV. I ONLY	9- 4	72	7-3	293	228	140	140	17	17	
DIV. I NON-CONF.	7- 4	100	5-3	275	219	137	137	17	17	
TOTALS	RPI 1-25	RPI 26-50	W-L RECORDS	RPI 51-100	RPI 101-150	RPI 150+				
9- 4	0- 0	0- 1	OVERALL	0- 1	0- 1	9- 1				
3- 1	0- 0	0- 0	HOME	0- 1	0- 0	3- 0				
6- 3	0- 0	0- 1	AWAY	0- 0	0- 1	6- 1				
0- 0	0- 0	0- 0	NEUTRAL	0- 0	0- 0	0- 0				
7- 4	0- 0	0- 1	NON-CONFERENCE	0- 1	0- 1	7- 1				
2- 1	0- 0	0- 0	HOME	0- 1	0- 0	2- 0				
5- 3	0- 0	0- 1	AWAY	0- 0	0- 1	5- 1				
0- 0	0- 0	0- 0	NEUTRAL	0- 0	0- 0	0- 0				
2- 0	0- 0	0- 0	CONFERENCE	0- 0	0- 0	2- 0				
1- 0	0- 0	0- 0	HOME	0- 0	0- 0	1- 0				
1- 0	0- 0	0- 0	AWAY	0- 0	0- 0	1- 0				
0- 0	0- 0	0- 0	NEUTRAL	0- 0	0- 0	0- 0				

RPI 1-25				RPI 26-50				RPI 51-100				RPI 101+ Team's RPI: 140			
RPI	S	Opponent	Score	RPI	S	Opponent	Score	RPI	S	Opponent	Score	RPI	S	Opponent	Score
				35	A	Arizona	42 74	82	H	Illinois St.	58 66	114	A	New Orleans	73 79
												165	H	Valparaiso	65 63
												195	A	SMU	51 66
												210	H	Rhode Island	67 61
												239	A	Milwaukee	66 58
												268	A	Grand Canyon	78 76
												275	A	Ga. Southern	69 56
												284	A	Denver	90 82
												313	H	Purdue Fort Wayne	91 85
												342	A	Charleston So.	73 57
												344	A	South Carolina St.	95 53
LAST 10 Division I															
				342	A	Charleston So.	73 57	313	H	Purdue Fort Wayne	91 85				
				344	A	South Carolina St.	95 53	284	A	Denver	90 82				
				82	H	Illinois St.	58 66	114	A	New Orleans	73 79				
				275	A	Ga. Southern	69 56	239	A	Milwaukee	66 58				
				165	H	Valparaiso	65 63	195	A	SMU	51 66				

Non-Div I Games: Northland 118 35 Mayville St. 83 52

North Dakota

Loss, Non-Conf, S Site, H Home A Away N Neutral

Average RPI Win:	315	WON-LOST	WINNING	LAST 10	STRENGTH OF	OPP. STRENGTH	TEAM	ADJ.	CONF.	ADJ CONF.
Average RPI Loss:	146	RECORD	PCT. RANK	GAMES	SCHEDULE	OF SCHEDULE	RPI	RPI	RPI	RPI
DIV. I ONLY	1- 11	334	1-9	174	172	307	307	17	17	
DIV. I NON-CONF.	1- 9	326	1-7	107	170	286	286	17	17	
TOTALS	RPI 1-25	RPI 26-50	W-L RECORDS	RPI 51-100	RPI 101-150	RPI 150+				
1- 11	0- 1	0- 1	OVERALL	0- 1	0- 2	1- 6				
0- 6	0- 0	0- 0	HOME	0- 1	0- 1	0- 4				
1- 5	0- 1	0- 1	AWAY	0- 0	0- 1	1- 2				
0- 0	0- 0	0- 0	NEUTRAL	0- 0	0- 0	0- 0				
1- 9	0- 1	0- 1	NON-CONFERENCE	0- 1	0- 2	1- 4				
0- 5	0- 0	0- 0	HOME	0- 1	0- 1	0- 3				
1- 4	0- 1	0- 1	AWAY	0- 0	0- 1	1- 1				
0- 0	0- 0	0- 0	NEUTRAL	0- 0	0- 0	0- 0				
0- 2	0- 0	0- 0	CONFERENCE	0- 0	0- 0	0- 2				
0- 1	0- 0	0- 0	HOME	0- 0	0- 0	0- 1				
0- 1	0- 0	0- 0	AWAY	0- 0	0- 0	0- 1				
0- 0	0- 0	0- 0	NEUTRAL	0- 0	0- 0	0- 0				

RPI 1-25				RPI 26-50				RPI 51-100				RPI 101+ Team's RPI: 307			
RPI	S	Opponent	Score	RPI	S	Opponent	Score	RPI	S	Opponent	Score	RPI	S	Opponent	Score
16	A	Creighton	59 70	43	A	UNI	63 95	74	H	Iowa St.	58 86	115	H	Wisconsin	63 64
												135	A	Bradley	64 70
												164	H	Northern Ill.	68 74
												165	H	Valparaiso	54 66
												191	H	Wyoming	57 66
												196	A	Northeastern	61 72
												226	H	Western Ill.	78 79
												284	A	Denver	82 91
												315	A	New Hampshire	67 61
LAST 10 Division I															
196	A	Northeastern	61 72	226	H	Western Ill.	78 79								
191	H	Wyoming	57 66	284	A	Denver	82 91								
74	H	Iowa St.	58 86	115	H	Wisconsin	63 64								
16	A	Creighton	59 70	135	A	Bradley	64 70								
165	H	Valparaiso	54 66	315	A	New Hampshire	67 61								

Non-Div I Games: Waldorf 92 26 Mayville St. 97 59

North Dakota St.

Loss, Non-Conf, S Site, H Home A Away N Neutral

North Florida

Through Games Of Jan. 5, 2020

Average RPI Win:	224	WON-LOST	WINNING	LAST 10	STRENGTH OF	OPP. STRENGTH	TEAM	ADJ.	CONF.	ADJ CONF.
Average RPI Loss:	90	RECORD	PCT. RANK	GAMES	SCHEDULE	OF SCHEDULE	RPI	RPI	RPI	RPI
DIV. I ONLY	5- 7	214	5-5	34	193	81	81	16	16	
DIV. I NON-CONF.	5- 6	187	5-4	40	137	74	74	16	16	
TOTALS	RPI 1-25	RPI 26-50	W-L RECORDS	RPI 51-100	RPI 101-150	RPI 150+				
5- 7	0- 2	0- 1	OVERALL	0- 1	2- 1	3- 2				
1- 0	0- 0	0- 0	HOME	0- 0	1- 0	0- 0				
2- 5	0- 2	0- 1	AWAY	0- 0	0- 1	2- 1				
2- 2	0- 0	0- 0	NEUTRAL	0- 1	1- 0	1- 1				
5- 6	0- 2	0- 1	NON-CONFERENCE	0- 1	2- 1	3- 1				
1- 0	0- 0	0- 0	HOME	0- 0	1- 0	0- 0				
2- 4	0- 2	0- 1	AWAY	0- 0	0- 1	2- 0				
2- 2	0- 0	0- 0	NEUTRAL	0- 1	1- 0	1- 1				
0- 1	0- 0	0- 0	CONFERENCE	0- 0	0- 0	0- 1				
0- 0	0- 0	0- 0	HOME	0- 0	0- 0	0- 0				
0- 1	0- 0	0- 0	AWAY	0- 0	0- 0	0- 1				
0- 0	0- 0	0- 0	NEUTRAL	0- 0	0- 0	0- 0				

RPI 1-25				RPI 26-50				RPI 51-100				RPI 101+			
RPI	S	Opponent	Score	RPI	S	Opponent	Score	RPI	S	Opponent	Score	RPI	S	Opponent	Score
11	A	Florida St.	41 70	33	A	Miami (FL)	55 78	70	N	Marist	54 69	103	H	Holy Cross	80 60
12	A	Indiana	45 72									115	A	Wisconsin	62 75
												139	N	Rider	80 70
												179	N	Norfolk St.	54 57
												209	A	North Ala.	51 54
												246	A	Alabama A&M	73 64
												310	N	Nicholls St.	64 61
												322	A	FIU	64 49
LAST 10 Division I															
179	N	Norfolk St.	54 57	209	A	North Ala.	51 54								
139	N	Rider	80 70	103	H	Holy Cross	80 60								
70	N	Marist	54 69	11	A	Florida St.	41 70								
246	A	Alabama A&M	73 64	12	A	Indiana	45 72								
322	A	FIU	64 49	310	N	Nicholls St.	64 61								

Non-Div I Games: Warner 110 46 Edward Waters 80 51

North Florida

Loss, Non-Conf, S Site, H Home A Away N Neutral

North Texas

Through Games Of Jan. 5, 2020

Average RPI Win:	212	WON-LOST	WINNING	LAST 10	STRENGTH OF	OPP. STRENGTH	TEAM	ADJ.	CONF.	ADJ CONF.
Average RPI Loss:	145	RECORD	PCT. RANK	GAMES	SCHEDULE	OF SCHEDULE	RPI	RPI	RPI	RPI
DIV. I ONLY	5- 6	199	4-6	198	247	232	232	13	13	
DIV. I NON-CONF.	4- 5	195	3-5	196	225	218	218	15	15	
TOTALS	RPI 1-25	RPI 26-50	W-L RECORDS	RPI 51-100	RPI 101-150	RPI 150+				
5- 6	0- 1	0- 0	OVERALL	1- 2	1- 1	3- 2				
4- 2	0- 0	0- 0	HOME	1- 0	0- 1	3- 1				
1- 2	0- 0	0- 0	AWAY	0- 1	1- 0	0- 1				
0- 2	0- 1	0- 0	NEUTRAL	0- 1	0- 0	0- 0				
4- 5	0- 1	0- 0	NON-CONFERENCE	0- 2	1- 1	3- 1				
3- 1	0- 0	0- 0	HOME	0- 0	0- 1	3- 0				
1- 2	0- 0	0- 0	AWAY	0- 1	1- 0	0- 1				
0- 2	0- 1	0- 0	NEUTRAL	0- 1	0- 0	0- 0				
1- 1	0- 0	0- 0	CONFERENCE	1- 0	0- 0	0- 1				
1- 1	0- 0	0- 0	HOME	1- 0	0- 0	0- 1				
0- 0	0- 0	0- 0	AWAY	0- 0	0- 0	0- 0				
0- 0	0- 0	0- 0	NEUTRAL	0- 0	0- 0	0- 0				

RPI S	Opponent	Score	RPI S	Opponent	Score	RPI S	Opponent	Score	RPI S	Opponent	Score	Team's RPI: 232
17 N	NC State	65 76				57 H	Western Ky.	61 54	117 H	UT Arlington	49 68	
						86 A	CSU Bakersfield	52 61	150 A	Hawaii	66 60	
						90 N	Texas	57 63	185 H	Louisiana	69 66	
									258 A	Utah St.	55 66	
									302 H	Marshall	59 68	
									317 H	Alcorn	67 31	
									350 H	La.-Monroe	63 51	
LAST 10 Division I												
17 N	NC State	65 76	302 H	Marshall	59 68							
90 N	Texas	57 63	57 H	Western Ky.	61 54							
150 A	Hawaii	66 60	350 H	La.-Monroe	63 51							
86 A	CSU Bakersfield	52 61	258 A	Utah St.	55 66							
117 H	UT Arlington	49 68	185 H	Louisiana	69 66							

Non-Div I Games: Mid-Amer. Christian59 61 Xavier (LA) 68 31 Tex. A&M-Texarkana 114 54

North Texas

Loss, Non-Conf, S Site, H Home A Away N Neutral

Northeastern

Through Games Of Jan. 5, 2020

Average RPI Win:	271	WON-LOST	WINNING	LAST 10	STRENGTH OF	OPP. STRENGTH	TEAM	ADJ.	CONF.	ADJ CONF.
Average RPI Loss:	87	RECORD	PCT. RANK	GAMES	SCHEDULE	OF SCHEDULE	RPI	RPI	RPI	RPI
DIV. I ONLY	5- 7	214	5-5	161	175	196	196	14	14	
DIV. I NON-CONF.	4- 7	225	4-5	119	145	188	188	14	14	
TOTALS	RPI 1-25	RPI 26-50	W-L RECORDS	RPI 51-100	RPI 101-150	RPI 150+				
5- 7	0- 1	0- 2	OVERALL	0- 1	1- 2	4- 1				
3- 3	0- 0	0- 1	HOME	0- 1	0- 1	3- 0				
2- 4	0- 1	0- 1	AWAY	0- 0	1- 1	1- 1				
0- 0	0- 0	0- 0	NEUTRAL	0- 0	0- 0	0- 0				
4- 7	0- 1	0- 2	NON-CONFERENCE	0- 1	1- 2	3- 1				
2- 3	0- 0	0- 1	HOME	0- 1	0- 1	2- 0				
2- 4	0- 1	0- 1	AWAY	0- 0	1- 1	1- 1				
0- 0	0- 0	0- 0	NEUTRAL	0- 0	0- 0	0- 0				
1- 0	0- 0	0- 0	CONFERENCE	0- 0	0- 0	1- 0				
1- 0	0- 0	0- 0	HOME	0- 0	0- 0	1- 0				
0- 0	0- 0	0- 0	AWAY	0- 0	0- 0	0- 0				
0- 0	0- 0	0- 0	NEUTRAL	0- 0	0- 0	0- 0				

RPI	S	Opponent	Score	RPI	S	Opponent	Score	RPI	S	Opponent	Score	RPI	S	Opponent	Score	Team's RPI: 196
15	A	Oregon	47 89	34	H	South Dakota	76 80	58	H	Yale	63 78	125	A	Harvard	46 44	
				41	A	Central Mich.	63 79					129	H	Dayton	60 71	
												130	A	Fordham	58 74	
												200	A	Boston U.	56 72	
												252	A	Maine	66 58	
												307	H	North Dakota St.	72 61	
												329	H	Hofstra	74 51	
												341	H	Hartford	60 47	
LAST 10 Division I																
307	H	North Dakota St.	72 61	329	H	Hofstra	74 51									
41	A	Central Mich.	63 79	200	A	Boston U.	56 72									
58	H	Yale	63 78	252	A	Maine	66 58									
130	A	Fordham	58 74	341	H	Hartford	60 47									
129	H	Dayton	60 71	125	A	Harvard	46 44									

Non-Div I Games:

Northeastern

■ Loss,
 ■ Non-Conf, S Site,
 ■ Home
 ■ Away
 N Neutral

Non-Conference RPI				Through Games Of Jan. 31, 1918						
Average RPI Win:	289	WON-LOST	WINNING	LAST 10	STRENGTH OF	OPP. STRENGTH	TEAM	ADJ.	CONF.	ADJ CONF.
Average RPI Loss:	161	RECORD	PCT. RANK	GAMES	SCHEDULE	OF SCHEDULE	RPI	RPI	RPI	RPI
DIV. I ONLY	4- 8	244	3-7	216	274	247	247	21	21	
DIV. I NON-CONF.	3- 6	235	2-5	176	311	233	233	19	19	
TOTALS	RPI 1-25	RPI 26-50	W-L RECORDS	RPI 51-100	RPI 101-150	RPI 150+				
4- 8	0- 1	0- 0	OVERALL	0- 0	0- 3	4- 4				
1- 3	0- 0	0- 0	HOME	0- 0	0- 2	1- 1				
2- 4	0- 0	0- 0	AWAY	0- 0	0- 1	2- 3				
1- 1	0- 1	0- 0	NEUTRAL	0- 0	0- 0	1- 0				
3- 6	0- 1	0- 0	NON-CONFERENCE	0- 0	0- 1	3- 4				
1- 1	0- 0	0- 0	HOME	0- 0	0- 0	1- 1				
1- 4	0- 0	0- 0	AWAY	0- 0	0- 1	1- 3				
1- 1	0- 1	0- 0	NEUTRAL	0- 0	0- 0	1- 0				
1- 2	0- 0	0- 0	CONFERENCE	0- 0	0- 2	1- 0				
0- 2	0- 0	0- 0	HOME	0- 0	0- 2	0- 0				
1- 0	0- 0	0- 0	AWAY	0- 0	0- 0	1- 0				
0- 0	0- 0	0- 0	NEUTRAL	0- 0	0- 0	0- 0				

RPI 1-25				RPI 26-50				RPI 51-100				RPI 101+				Team's RPI: 247	
RPI	S	Opponent	Score	RPI	S	Opponent	Score	RPI	S	Opponent	Score	RPI	S	Opponent	Score		
5	N	Oregon St.	57 91									113	H	Montana St.	64 72		
												134	A	Fresno St.	66 83		
												149	H	Montana	71 79		
												183	A	New Mexico	76 83		
												184	A	Rice	57 71		
												206	N	San Jose St.	67 64		
												223	H	UC Davis	61 71		
												295	A	California Baptist	79 98		
												306	A	Weber St.	88 82		
												311	A	Houston Baptist	79 62		
												334	H	Seattle U	88 80		
LAST 10 Division I																	
				223	H	UC Davis	61 71	306	A	Weber St.	88 82						
				311	A	Houston Baptist	79 62	113	H	Montana St.	64 72						
				184	A	Rice	57 71	149	H	Montana	71 79						
				134	A	Fresno St.	66 83	206	N	San Jose St.	67 64						
				295	A	California Baptist	79 98	5	N	Oregon St.	57 91						

Non-Div I Games:

Northern Ariz.

Loss, Non-Conf, S Site, H Home A Away N Neutral

Average RPI Win:	212	WON-LOST	WINNING	LAST 10	STRENGTH OF	OPP. STRENGTH	TEAM	ADJ.	CONF.	ADJ CONF.
Average RPI Loss:	138	RECORD	PCT. RANK	GAMES	SCHEDULE	OF SCHEDULE	RPI	RPI	RPI	RPI
DIV. I ONLY	6- 6	168	6-4	160	87	126	126	21	21	
DIV. I NON-CONF.	4- 5	195	4-3	189	67	158	158	19	19	
TOTALS	RPI 1-25	RPI 26-50	W-L RECORDS	RPI 51-100	RPI 101-150	RPI 150+				
6- 6	0- 2	0- 0	OVERALL	0- 0	1- 1	5- 3				
2- 2	0- 0	0- 0	HOME	0- 0	0- 0	2- 2				
4- 4	0- 2	0- 0	AWAY	0- 0	1- 1	3- 1				
0- 0	0- 0	0- 0	NEUTRAL	0- 0	0- 0	0- 0				
4- 5	0- 2	0- 0	NON-CONFERENCE	0- 0	0- 0	4- 3				
1- 2	0- 0	0- 0	HOME	0- 0	0- 0	1- 2				
3- 3	0- 2	0- 0	AWAY	0- 0	0- 0	3- 1				
0- 0	0- 0	0- 0	NEUTRAL	0- 0	0- 0	0- 0				
2- 1	0- 0	0- 0	CONFERENCE	0- 0	1- 1	1- 0				
1- 0	0- 0	0- 0	HOME	0- 0	0- 0	1- 0				
1- 1	0- 0	0- 0	AWAY	0- 0	1- 1	0- 0				
0- 0	0- 0	0- 0	NEUTRAL	0- 0	0- 0	0- 0				

RPI 1-25				RPI 26-50				RPI 51-100				RPI 101+ Team's RPI: 126			
RPI	S	Opponent	Score	RPI	S	Opponent	Score	RPI	S	Opponent	Score	RPI	S	Opponent	Score
4	A	Stanford	36 90									113	A	Montana St.	58 91
7	A	UCLA	58 92									149	A	Montana	67 58
												180	H	San Francisco	83 90
												191	A	Wyoming	46 44
												192	H	Portland St.	77 58
												195	A	SMU	61 52
												221	A	Chattanooga	59 42
												238	H	Colorado St.	58 75
												284	A	Denver	55 74
												323	H	Air Force	72 62
LAST 10 Division I															
221	A	Chattanooga	59 42	149	A	Montana	67 58								
7	A	UCLA	58 92	113	A	Montana St.	58 91								
323	H	Air Force	72 62	192	H	Portland St.	77 58								
195	A	SMU	61 52	191	A	Wyoming	46 44								
4	A	Stanford	36 90	284	A	Denver	55 74								

Non-Div I Games:

Northern Colo.

■ Loss,
 ■ Non-Conf, S Site,
 ■ Home
 ■ Away
 N Neutral

Average RPI Win:	254	WON-LOST	WINNING	LAST 10	STRENGTH OF	OPP. STRENGTH	TEAM	ADJ.	CONF.	ADJ CONF.
Average RPI Loss:	86	RECORD	PCT. RANK	GAMES	SCHEDULE	OF SCHEDULE	RPI	RPI	RPI	RPI
DIV. I ONLY	4- 8	244	3-7	59	234	164	164	10	10	
DIV. I NON-CONF.	4- 7	225	3-6	70	222	161	161	10	10	
TOTALS	RPI 1-25	RPI 26-50	W-L RECORDS	RPI 51-100	RPI 101-150	RPI 150+				
4- 8	0- 2	0- 1	OVERALL	0- 2	0- 2	4- 1				
1- 3	0- 1	0- 0	HOME	0- 1	0- 1	1- 0				
2- 4	0- 1	0- 0	AWAY	0- 1	0- 1	2- 1				
1- 1	0- 0	0- 1	NEUTRAL	0- 0	0- 0	1- 0				
4- 7	0- 2	0- 1	NON-CONFERENCE	0- 2	0- 1	4- 1				
1- 3	0- 1	0- 0	HOME	0- 1	0- 1	1- 0				
2- 3	0- 1	0- 0	AWAY	0- 1	0- 0	2- 1				
1- 1	0- 0	0- 1	NEUTRAL	0- 0	0- 0	1- 0				
0- 1	0- 0	0- 0	CONFERENCE	0- 0	0- 1	0- 0				
0- 0	0- 0	0- 0	HOME	0- 0	0- 0	0- 0				
0- 1	0- 0	0- 0	AWAY	0- 0	0- 1	0- 0				
0- 0	0- 0	0- 0	NEUTRAL	0- 0	0- 0	0- 0				

RPI 1-25				RPI 26-50				RPI 51-100				RPI 101+ Team's RPI: 164			
RPI	S	Opponent	Score	RPI	S	Opponent	Score	RPI	S	Opponent	Score	RPI	S	Opponent	Score
24	A	Purdue	63 68	34	N	South Dakota	48 91	60	H	Southern Ill.	61 80	102	A	Ohio	67 87
25	H	Drake	49 73					82	A	Illinois St.	66 69	125	H	Harvard	53 59
												189	N	Tennessee Tech	82 74
												238	A	Colorado St.	80 75
												239	A	Milwaukee	65 78
												283	H	Eastern Ill.	61 48
												307	A	North Dakota St.	74 68
LAST 10 Division I															
		34 N South Dakota	48 91			102 A Ohio	67 87								
		189 N Tennessee Tech	82 74			25 H Drake	49 73								
		24 A Purdue	63 68			60 H Southern Ill.	61 80								
		82 A Illinois St.	66 69			283 H Eastern Ill.	61 48								
		238 A Colorado St.	80 75			239 A Milwaukee	65 78								

Non-Div I Games:

Northern Ill.

■ Loss,
■ Non-Conf, S Site,
■ Home
■ Away
N Neutral

Average RPI Win:	265	WON-LOST	WINNING	LAST 10	STRENGTH OF	OPP. STRENGTH	TEAM	ADJ.	CONF.	ADJ CONF.
Average RPI Loss:	148	RECORD	PCT. RANK	GAMES	SCHEDULE	OF SCHEDULE	RPI	RPI	RPI	RPI
DIV. I ONLY	8- 7	162	7-3	289	211	218	218	18	18	
DIV. I NON-CONF.	6- 5	151	5-1	318	194	243	243	18	18	
TOTALS	RPI 1-25	RPI 26-50	W-L RECORDS	RPI 51-100	RPI 101-150	RPI 150+				
8- 7	0- 1	0- 0	OVERALL	0- 1	0- 2	8- 3				
4- 3	0- 1	0- 0	HOME	0- 1	0- 0	4- 1				
3- 4	0- 0	0- 0	AWAY	0- 0	0- 2	3- 2				
1- 0	0- 0	0- 0	NEUTRAL	0- 0	0- 0	1- 0				
6- 5	0- 1	0- 0	NON-CONFERENCE	0- 1	0- 1	6- 2				
3- 2	0- 1	0- 0	HOME	0- 1	0- 0	3- 0				
2- 3	0- 0	0- 0	AWAY	0- 0	0- 1	2- 2				
1- 0	0- 0	0- 0	NEUTRAL	0- 0	0- 0	1- 0				
2- 2	0- 0	0- 0	CONFERENCE	0- 0	0- 1	2- 1				
1- 1	0- 0	0- 0	HOME	0- 0	0- 0	1- 1				
1- 1	0- 0	0- 0	AWAY	0- 0	0- 1	1- 0				
0- 0	0- 0	0- 0	NEUTRAL	0- 0	0- 0	0- 0				

RPI	S	Opponent	Score	RPI	S	Opponent	Score	RPI	S	Opponent	Score	RPI	S	Opponent	Score	Team's RPI: 218
3	H	Louisville	57 85					73	H	Saint Louis	42 67	112	A	Belmont	45 62	
												142	A	Green Bay	44 65	
												170	H	Cleveland St.	68 73	
												182	H	Youngstown St.	75 56	
												236	H	Central Ark.	72 56	
												239	A	Milwaukee	61 49	
												251	A	Eastern Ky.	62 69	
												260	H	Wofford	80 72	
												271	A	Indiana St.	70 68	
												287	H	Omaha	57 40	
												288	A	Lipscomb	69 71	
												322	A	FIU	67 45	
												326	N	Jacksonville St.	66 63	
LAST 10 Division I																
271	A	Indiana St.	70 68	170	H	Cleveland St.	68 73									
3	H	Louisville	57 85	182	H	Youngstown St.	75 56									
322	A	FIU	67 45	239	A	Milwaukee	61 49									
326	N	Jacksonville St.	66 63	142	A	Green Bay	44 65									
236	H	Central Ark.	72 56	260	H	Wofford	80 72									

Non-Div I Games:

Northern Ky.

■ Loss,
■ Non-Conf, S Site,
■ Home
■ Away
N Neutral

Northwestern

Through Games Of Jan. 5, 2020

Average RPI Win:	139	WON-LOST	WINNING	LAST 10	STRENGTH OF	OPP. STRENGTH	TEAM	ADJ.	CONF.	ADJ CONF.
Average RPI Loss:	12	RECORD	PCT. RANK	GAMES	SCHEDULE	OF SCHEDULE	RPI	RPI	RPI	RPI
DIV. I ONLY	12- 2	25	8-2	46	20	22	22	2	2	
DIV. I NON-CONF.	10- 1	19	6-1	115	30	27	27	3	3	
TOTALS	RPI 1-25	RPI 26-50	W-L RECORDS	RPI 51-100	RPI 101-150	RPI 150+				
12- 2	0- 2	3- 0	OVERALL	1- 0	3- 0	5- 0				
7- 2	0- 2	1- 0	HOME	1- 0	2- 0	3- 0				
3- 0	0- 0	2- 0	AWAY	0- 0	1- 0	0- 0				
2- 0	0- 0	0- 0	NEUTRAL	0- 0	0- 0	2- 0				
10- 1	0- 1	2- 0	NON-CONFERENCE	1- 0	2- 0	5- 0				
6- 1	0- 1	0- 0	HOME	1- 0	2- 0	3- 0				
2- 0	0- 0	2- 0	AWAY	0- 0	0- 0	0- 0				
2- 0	0- 0	0- 0	NEUTRAL	0- 0	0- 0	2- 0				
2- 1	0- 1	1- 0	CONFERENCE	0- 0	1- 0	0- 0				
1- 1	0- 1	1- 0	HOME	0- 0	0- 0	0- 0				
1- 0	0- 0	0- 0	AWAY	0- 0	1- 0	0- 0				
0- 0	0- 0	0- 0	NEUTRAL	0- 0	0- 0	0- 0				

RPI 1-25				RPI 26-50				RPI 51-100				RPI 101+			
RPI	S	Opponent	Score	RPI	S	Opponent	Score	RPI	S	Opponent	Score	RPI	S	Opponent	Score
10	H	DePaul	68 70	30	H	Maryland	81 58	96	H	Boston College	66 63	106	H	Colgate	73 44
13	H	Iowa	51 77	36	A	Marquette	64 56					117	H	UT Arlington	74 47
				38	A	Duke	63 42					143	A	Illinois	77 50
												165	H	Valparaiso	69 48
												197	H	Dartmouth	79 37
												228	N	East Carolina	64 45
												250	N	Xavier	79 59
												261	H	Loyola Maryland	67 46
LAST 10 Division I															
				117	H	UT Arlington	74 47	13	H	Iowa	51 77				
				197	H	Dartmouth	79 37	30	H	Maryland	81 58				
				96	H	Boston College	66 63	143	A	Illinois	77 50				
				10	H	DePaul	68 70	250	N	Xavier	79 59				
				106	H	Colgate	73 44	228	N	East Carolina	64 45				

Non-Div I Games:

Northwestern

■ Loss,
■ Non-Conf, S Site,
■ Home
■ Away
N Neutral

NORTHWESTERN STATE				THROUGH GAMES OF JAN. 31, 1918						
Average RPI Win:	302	WON-LOST	WINNING	LAST 10	STRENGTH OF	OPP. STRENGTH	TEAM	ADJ.	CONF.	ADJ CONF.
Average RPI Loss:	184	RECORD	PCT. RANK	GAMES	SCHEDULE	OF SCHEDULE	RPI	RPI	RPI	RPI
DIV. I ONLY	2- 8	305	2-8	281	321	335	335	25	25	
DIV. I NON-CONF.	1- 5	313	1-5	238	287	322	322	23	23	

TOTALS	RPI 1-25		RPI 26-50		W-L RECORDS		RPI 51-100		RPI 101-150	RPI 150+
2- 8	0- 0		0- 1		OVERALL		0- 1		0- 0	2- 6
2- 3	0- 0		0- 0		HOME		0- 0		0- 0	2- 3
0- 5	0- 0		0- 1		AWAY		0- 1		0- 0	0- 3
0- 0	0- 0		0- 0		NEUTRAL		0- 0		0- 0	0- 0
1- 5	0- 0		0- 1		NON-CONFERENCE		0- 1		0- 0	1- 3
1- 1	0- 0		0- 0		HOME		0- 0		0- 0	1- 1
0- 4	0- 0		0- 1		AWAY		0- 1		0- 0	0- 2
0- 0	0- 0		0- 0		NEUTRAL		0- 0		0- 0	0- 0
1- 3	0- 0		0- 0		CONFERENCE		0- 0		0- 0	1- 3
1- 2	0- 0		0- 0		HOME		0- 0		0- 0	1- 2
0- 1	0- 0		0- 0		AWAY		0- 0		0- 0	0- 1
0- 0	0- 0		0- 0		NEUTRAL		0- 0		0- 0	0- 0

RPI 1-25				RPI 26-50				RPI 51-100				RPI 101+				Team's RPI: 335	
RPI	S	Opponent	Score	RPI	S	Opponent	Score	RPI	S	Opponent	Score	RPI	S	Opponent	Score		
				44	A	Arkansas	39 99	90	A	Texas	49 91	174	A	Lamar University	58 61		
												188	H	Sam Houston St.	69 79		
												203	A	Texas Tech	49 79		
												211	H	Jackson St.	49 66		
												213	H	A&M-Corpus Christi	59 72		
												292	H	Grambling	65 61		
												311	H	Houston Baptist	69 60		
												350	A	La.-Monroe	54 63		
LAST 10 Division I																	
				44	A	Arkansas	39 99	311	H	Houston Baptist	69 60						
				292	H	Grambling	65 61	213	H	A&M-Corpus Christi	59 72						
				203	A	Texas Tech	49 79	90	A	Texas	49 91						
				350	A	La.-Monroe	54 63	174	A	Lamar University	58 61						
				211	H	Jackson St.	49 66	188	H	Sam Houston St.	69 79						

Non-Div I Games:	LeTourneau	91	61	LSU-Shreveport	63	68	Central Baptist	61	59
------------------	------------	----	----	----------------	----	----	-----------------	----	----

Northwestern St.

Loss, Non-Conf, S Site, H Home A Away N Neutral

Average RPI Win:	173	WON-LOST	WINNING	LAST 10	STRENGTH OF	OPP. STRENGTH	TEAM	ADJ.	CONF.	ADJ CONF.
Average RPI Loss:	67	RECORD	PCT. RANK	GAMES	SCHEDULE	OF SCHEDULE	RPI	RPI	RPI	RPI
DIV. I ONLY	6- 9	224	3-7	19	42	100	100	3	3	
DIV. I NON-CONF.	5- 7	205	2-5	3	47	68	68	2	2	
TOTALS	RPI 1-25	RPI 26-50	W-L RECORDS	RPI 51-100	RPI 101-150	RPI 150+				
6- 9	0- 2	1- 2	OVERALL	0- 4	2- 0	3- 1				
2- 5	0- 1	0- 1	HOME	0- 2	0- 0	2- 1				
3- 2	0- 1	1- 0	AWAY	0- 1	1- 0	1- 0				
1- 2	0- 0	0- 1	NEUTRAL	0- 1	1- 0	0- 0				
5- 7	0- 2	1- 2	NON-CONFERENCE	0- 3	2- 0	2- 0				
2- 4	0- 1	0- 1	HOME	0- 2	0- 0	2- 0				
2- 1	0- 1	1- 0	AWAY	0- 0	1- 0	0- 0				
1- 2	0- 0	0- 1	NEUTRAL	0- 1	1- 0	0- 0				
1- 2	0- 0	0- 0	CONFERENCE	0- 1	0- 0	1- 1				
0- 1	0- 0	0- 0	HOME	0- 0	0- 0	0- 1				
1- 1	0- 0	0- 0	AWAY	0- 1	0- 0	1- 0				
0- 0	0- 0	0- 0	NEUTRAL	0- 0	0- 0	0- 0				

RPI 1-25				RPI 26-50				RPI 51-100 Team's RPI: 100				RPI 101+			
RPI	S	Opponent	Score	RPI	S	Opponent	Score	RPI	S	Opponent	Score	RPI	S	Opponent	Score
1	A	UConn	57 81	39	N	FGCU	60 69	56	A	Syracuse	63 74	109	N	South Fla.	67 51
10	H	DePaul	94 105	45	A	Michigan	76 72	89	H	Michigan St.	69 72	130	A	Fordham	60 55
				47	H	Minnesota	67 75	93	H	Tennessee	63 74	173	H	Clemson	55 71
								99	N	South Dakota St.	59 65	199	H	Toledo	54 51
												261	H	Loyola Maryland	84 60
												291	A	Pittsburgh	60 52
LAST 10 Division I															
				47	H	Minnesota	67 75	56	A	Syracuse	63 74				
				109	N	South Fla.	67 51	291	A	Pittsburgh	60 52				
				99	N	South Dakota St.	59 65	173	H	Clemson	55 71				
				39	N	FGCU	60 69	10	H	DePaul	94 105				
				45	A	Michigan	76 72	1	A	UConn	57 81				

Non-Div I Games:

Notre Dame

Average RPI Win:	329	WON-LOST	WINNING	LAST 10	STRENGTH OF	OPP. STRENGTH	TEAM	ADJ.	CONF.	ADJ CONF.
Average RPI Loss:	156	RECORD	PCT. RANK	GAMES	SCHEDULE	OF SCHEDULE	RPI	RPI	RPI	RPI
DIV. I ONLY	4- 8	244	3-7	336	226	297	297	18	18	
DIV. I NON-CONF.	3- 6	235	2-5	310	228	290	290	18	18	
TOTALS	RPI 1-25	RPI 26-50	W-L RECORDS	RPI 51-100	RPI 101-150	RPI 150+				
4- 8	0- 0	0- 2	OVERALL	0- 2	0- 1	4- 3				
0- 2	0- 0	0- 1	HOME	0- 0	0- 1	0- 0				
3- 6	0- 0	0- 1	AWAY	0- 2	0- 0	3- 3				
1- 0	0- 0	0- 0	NEUTRAL	0- 0	0- 0	1- 0				
3- 6	0- 0	0- 2	NON-CONFERENCE	0- 1	0- 1	3- 2				
0- 2	0- 0	0- 1	HOME	0- 0	0- 1	0- 0				
2- 4	0- 0	0- 1	AWAY	0- 1	0- 0	2- 2				
1- 0	0- 0	0- 0	NEUTRAL	0- 0	0- 0	1- 0				
1- 2	0- 0	0- 0	CONFERENCE	0- 1	0- 0	1- 1				
0- 0	0- 0	0- 0	HOME	0- 0	0- 0	0- 0				
1- 2	0- 0	0- 0	AWAY	0- 1	0- 0	1- 1				
0- 0	0- 0	0- 0	NEUTRAL	0- 0	0- 0	0- 0				

RPI 1-25				RPI 26-50				RPI 51-100				RPI 101+				Team's RPI: 297	
RPI	S	Opponent	Score	RPI	S	Opponent	Score	RPI	S	Opponent	Score	RPI	S	Opponent	Score		
				41	H	Central Mich.	47 65	77	A	IUPUI	41 76	135	H	Bradley	58 74		
				45	A	Michigan	64 79	89	A	Michigan St.	56 76	255	A	Niagara	63 77		
												276	A	St. Bonaventure	66 80		
												321	A	Detroit Mercy	71 57		
												322	A	FIU	58 49		
												326	N	Jacksonville St.	61 55		
												332	A	UIC	64 70		
												345	A	Chicago St.	98 70		
LAST 10 Division I																	
				45	A	Michigan	64 79	332	A	UIC	64 70						
				326	N	Jacksonville St.	61 55	77	A	IUPUI	41 76						
				322	A	FIU	58 49	321	A	Detroit Mercy	71 57						
				255	A	Niagara	63 77	41	H	Central Mich.	47 65						
				89	A	Michigan St.	56 76	276	A	St. Bonaventure	66 80						

Non-Div I Games: Lourdes 72 53 Concordia (MI) 76 42

Oakland

Loss, Non-Conf, S Site, H Home A Away N Neutral

Average RPI Win:	200	WON-LOST	WINNING	LAST 10	STRENGTH OF	OPP. STRENGTH	TEAM	ADJ.	CONF.	ADJ CONF.
Average RPI Loss:	81	RECORD	PCT. RANK	GAMES	SCHEDULE	OF SCHEDULE	RPI	RPI	RPI	RPI
DIV. I ONLY	8- 4	83	7-3	233	56	102	102	10	10	
DIV. I NON-CONF.	7- 4	100	6-3	219	56	102	102	10	10	
TOTALS	RPI 1-25	RPI 26-50	W-L RECORDS	RPI 51-100	RPI 101-150	RPI 150+				
8- 4	1- 1	0- 0	OVERALL	1- 2	0- 0	6- 1				
5- 0	0- 0	0- 0	HOME	1- 0	0- 0	4- 0				
2- 3	1- 1	0- 0	AWAY	0- 2	0- 0	1- 0				
1- 1	0- 0	0- 0	NEUTRAL	0- 0	0- 0	1- 1				
7- 4	1- 1	0- 0	NON-CONFERENCE	1- 2	0- 0	5- 1				
4- 0	0- 0	0- 0	HOME	1- 0	0- 0	3- 0				
2- 3	1- 1	0- 0	AWAY	0- 2	0- 0	1- 0				
1- 1	0- 0	0- 0	NEUTRAL	0- 0	0- 0	1- 1				
1- 0	0- 0	0- 0	CONFERENCE	0- 0	0- 0	1- 0				
1- 0	0- 0	0- 0	HOME	0- 0	0- 0	1- 0				
0- 0	0- 0	0- 0	AWAY	0- 0	0- 0	0- 0				
0- 0	0- 0	0- 0	NEUTRAL	0- 0	0- 0	0- 0				

RPI 1-25				RPI 26-50				RPI 51-100				RPI 101+				Team's RPI: 102
RPI	S	Opponent	Score	RPI	S	Opponent	Score	RPI	S	Opponent	Score	RPI	S	Opponent	Score	
21	A	TCU	72 79					56	A	Syracuse	54 66	155	N	Butler	55 60	
23	A	Ohio St.	74 68					77	H	IUPUI	70 64	164	H	Northern Ill.	87 67	
								90	A	Texas	60 73	174	H	American	81 69	
												221	A	Chattanooga	70 58	
												291	N	Pittsburgh	72 50	
												302	H	Marshall	67 51	
												349	H	Incarnate Word	78 41	
LAST 10 Division I																
				155	N	Butler	55 60	164	H	Northern Ill.	87 67					
				291	N	Pittsburgh	72 50	221	A	Chattanooga	70 58					
				349	H	Incarnate Word	78 41	90	A	Texas	60 73					
				23	A	Ohio St.	74 68	21	A	TCU	72 79					
				302	H	Marshall	67 51	77	H	IUPUI	70 64					

Non-Div I Games:

Ohio

Average RPI Win:	141	WON-LOST	WINNING	LAST 10	STRENGTH OF	OPP. STRENGTH	TEAM	ADJ.	CONF.	ADJ CONF.
Average RPI Loss:	33	RECORD	PCT. RANK	GAMES	SCHEDULE	OF SCHEDULE	RPI	RPI	RPI	RPI
DIV. I ONLY	8- 5	111	6-4	4	86	23	23	2	2	
DIV. I NON-CONF.	7- 4	100	5-3	5	125	21	21	3	3	
TOTALS	RPI 1-25	RPI 26-50	W-L RECORDS	RPI 51-100	RPI 101-150	RPI 150+				
8- 5	1- 3	2- 1	OVERALL	1- 0	0- 1	4- 0				
2- 3	1- 2	0- 0	HOME	0- 0	0- 1	1- 0				
4- 1	0- 1	1- 0	AWAY	1- 0	0- 0	2- 0				
2- 1	0- 0	1- 1	NEUTRAL	0- 0	0- 0	1- 0				
7- 4	1- 2	1- 1	NON-CONFERENCE	1- 0	0- 1	4- 0				
2- 2	1- 1	0- 0	HOME	0- 0	0- 1	1- 0				
3- 1	0- 1	0- 0	AWAY	1- 0	0- 0	2- 0				
2- 1	0- 0	1- 1	NEUTRAL	0- 0	0- 0	1- 0				
1- 1	0- 1	1- 0	CONFERENCE	0- 0	0- 0	0- 0				
0- 1	0- 1	0- 0	HOME	0- 0	0- 0	0- 0				
1- 0	0- 0	1- 0	AWAY	0- 0	0- 0	0- 0				
0- 0	0- 0	0- 0	NEUTRAL	0- 0	0- 0	0- 0				

RPI 1-25				Team's RPI: 23				RPI 26-50				RPI 51-100				RPI 101+			
RPI	S	Opponent	Score	RPI	S	Opponent	Score	RPI	S	Opponent	Score	RPI	S	Opponent	Score				
1	H	UConn	62 73	34	N	South Dakota	53 68	85	A	Kent St.	75 65	102	H	Ohio	68 74				
3	H	Louisville	67 60	43	N	UNI	64 46					165	N	Valparaiso	89 38				
4	A	Stanford	52 71	47	A	Minnesota	66 63					168	A	Cincinnati	78 73				
24	H	Purdue	50 66									265	H	Radford	70 57				
												348	A	Sacramento St.	104 74				
LAST 10 Division I																			
				3	H	Louisville	67 60	47	A	Minnesota	66 63								
				43	N	UNI	64 46	24	H	Purdue	50 66								
				34	N	South Dakota	53 68	348	A	Sacramento St.	104 74								
				1	H	UConn	62 73	4	A	Stanford	52 71								
				85	A	Kent St.	75 65	265	H	Radford	70 57								

Non-Div I Games:

Ohio St.

Average RPI Win:	133	WON-LOST	WINNING	LAST 10	STRENGTH OF	OPP. STRENGTH	TEAM	ADJ.	CONF.	ADJ CONF.
Average RPI Loss:	61	RECORD	PCT. RANK	GAMES	SCHEDULE	OF SCHEDULE	RPI	RPI	RPI	RPI
DIV. I ONLY	7- 6	152	5-5	6	95	55	55	5	5	
DIV. I NON-CONF.	7- 5	130	5-4	6	95	45	45	5	5	
TOTALS	RPI 1-25	RPI 26-50	W-L RECORDS	RPI 51-100	RPI 101-150	RPI 150+				
7- 6	1- 2	1- 1	OVERALL	1- 1	1- 1	3- 1				
7- 2	1- 1	1- 1	HOME	1- 0	1- 0	3- 0				
0- 3	0- 0	0- 0	AWAY	0- 1	0- 1	0- 1				
0- 1	0- 1	0- 0	NEUTRAL	0- 0	0- 0	0- 0				
7- 5	1- 2	1- 0	NON-CONFERENCE	1- 1	1- 1	3- 1				
7- 1	1- 1	1- 0	HOME	1- 0	1- 0	3- 0				
0- 3	0- 0	0- 0	AWAY	0- 1	0- 1	0- 1				
0- 1	0- 1	0- 0	NEUTRAL	0- 0	0- 0	0- 0				
0- 1	0- 0	0- 1	CONFERENCE	0- 0	0- 0	0- 0				
0- 1	0- 0	0- 1	HOME	0- 0	0- 0	0- 0				
0- 0	0- 0	0- 0	AWAY	0- 0	0- 0	0- 0				
0- 0	0- 0	0- 0	NEUTRAL	0- 0	0- 0	0- 0				

RPI 1-25				RPI 26-50				RPI 51-100				Team's RPI: 55	RPI 101+			
RPI	S	Opponent	Score	RPI	S	Opponent	Score	RPI	S	Opponent	Score		RPI	S	Opponent	Score
1	N	UConn	53 97	37	H	Baylor	56 77	57	A	Western Ky.	63 74		116	A	Houston	69 85
2	H	Missouri St.	90 96	48	H	LSU	90 68	76	H	Abilene Christian	78 65		133	H	UAB	82 75
25	H	Drake	93 84										153	A	Wichita St.	83 88
													176	H	SFA	75 62
													188	H	Sam Houston St.	95 71
													282	H	Prairie View	94 48
LAST 10 Division I																
57	A	Western Ky.	63 74	37	H	Baylor	56 77	1	N	UConn	53 97					
153	A	Wichita St.	83 88					25	H	Drake	93 84					
76	H	Abilene Christian	78 65					188	H	Sam Houston St.	95 71					
116	A	Houston	69 85					48	H	LSU	90 68					
176	H	SFA	75 62													

Non-Div I Games:

Oklahoma

■ Loss,
■ Non-Conf, S Site,
■ Home
■ Away
N Neutral

Average RPI Win:	174	WON-LOST	WINNING	LAST 10	STRENGTH OF	OPP. STRENGTH	TEAM	ADJ.	CONF.	ADJ CONF.
Average RPI Loss:	9	RECORD	PCT. RANK	GAMES	SCHEDULE	OF SCHEDULE	RPI	RPI	RPI	RPI
DIV. I ONLY	10- 3	50	7-3	35	72	29	29	5	5	
DIV. I NON-CONF.	9- 3	64	6-3	68	58	42	42	5	5	
TOTALS	RPI 1-25	RPI 26-50	W-L RECORDS	RPI 51-100	RPI 101-150	RPI 150+				
10- 3	0- 3	1- 0	OVERALL	1- 0	2- 0	6- 0				
8- 0	0- 0	1- 0	HOME	1- 0	1- 0	5- 0				
1- 1	0- 1	0- 0	AWAY	0- 0	0- 0	1- 0				
1- 2	0- 2	0- 0	NEUTRAL	0- 0	1- 0	0- 0				
9- 3	0- 3	0- 0	NON-CONFERENCE	1- 0	2- 0	6- 0				
7- 0	0- 0	0- 0	HOME	1- 0	1- 0	5- 0				
1- 1	0- 1	0- 0	AWAY	0- 0	0- 0	1- 0				
1- 2	0- 2	0- 0	NEUTRAL	0- 0	1- 0	0- 0				
1- 0	0- 0	1- 0	CONFERENCE	0- 0	0- 0	0- 0				
1- 0	0- 0	1- 0	HOME	0- 0	0- 0	0- 0				
0- 0	0- 0	0- 0	AWAY	0- 0	0- 0	0- 0				
0- 0	0- 0	0- 0	NEUTRAL	0- 0	0- 0	0- 0				

RPI 1-25				RPI 26-50				Team's RPI: 29				RPI 51-100				RPI 101+			
RPI	S	Opponent	Score	RPI	S	Opponent	Score	RPI	S	Opponent	Score	RPI	S	Opponent	Score	RPI	S	Opponent	Score
3	N	Louisville	48 69	42	H	Kansas	67 49	98	H	Duquesne	84 41	117	N	UT Arlington	60 47				
9	A	Texas A&M	62 74									128	H	Idaho	62 47				
15	N	Oregon	72 89									174	H	Lamar University	74 53				
												184	H	Rice	69 38				
												214	A	Tulsa	78 48				
												244	H	Southern U.	72 59				
												261	H	Oral Roberts	78 44				
												273	H	Idaho St.	70 52				
LAST 10 Division I																			
117	N	UT Arlington	60 47	42	H	Kansas	67 49	98	H	Duquesne	84 41	261	H	Oral Roberts	78 44				
3	N	Louisville	48 69									244	H	Southern U.	72 59				
15	N	Oregon	72 89									9	A	Texas A&M	62 74				
184	H	Rice	69 38																
273	H	Idaho St.	70 52																

Non-Div I Games:

Oklahoma St.

Old Dominion

Through Games Of Jan. 5, 2020

Average RPI Win:	181	WON-LOST	WINNING	LAST 10	STRENGTH OF	OPP. STRENGTH	TEAM	ADJ.	CONF.	ADJ CONF.
Average RPI Loss:	114	RECORD	PCT. RANK	GAMES	SCHEDULE	OF SCHEDULE	RPI	RPI	RPI	RPI
DIV. I ONLY	11- 3	41	8-2	196	88	50	50	13	13	
DIV. I NON-CONF.	10- 2	31	7-1	225	123	56	56	15	15	
TOTALS	RPI 1-25	RPI 26-50	W-L RECORDS	RPI 51-100	RPI 101-150	RPI 150+				
11- 3	0- 0	1- 1	OVERALL	0- 0	4- 1	6- 1				
6- 0	0- 0	0- 0	HOME	0- 0	1- 0	5- 0				
4- 3	0- 0	1- 1	AWAY	0- 0	2- 1	1- 1				
1- 0	0- 0	0- 0	NEUTRAL	0- 0	1- 0	0- 0				
10- 2	0- 0	0- 1	NON-CONFERENCE	0- 0	4- 0	6- 1				
6- 0	0- 0	0- 0	HOME	0- 0	1- 0	5- 0				
3- 2	0- 0	0- 1	AWAY	0- 0	2- 0	1- 1				
1- 0	0- 0	0- 0	NEUTRAL	0- 0	1- 0	0- 0				
1- 1	0- 0	1- 0	CONFERENCE	0- 0	0- 1	0- 0				
0- 0	0- 0	0- 0	HOME	0- 0	0- 0	0- 0				
1- 1	0- 0	1- 0	AWAY	0- 0	0- 1	0- 0				
0- 0	0- 0	0- 0	NEUTRAL	0- 0	0- 0	0- 0				

RPI S	Opponent	Score	RPI S	Opponent	Score	RPI S	Opponent	Score	RPI S	Opponent	Score
			31 A	Virginia	53 56				101 H	Richmond	73 51
			49 A	Middle Tenn.	67 56				118 A	Auburn	89 77
									127 A	William & Mary	69 58
									128 N	Idaho	67 55
									133 A	UAB	65 76
									156 H	Hampton	75 38
									177 A	VCU	49 62
									217 H	Campbell	59 44
									222 H	Mt. St. Mary's	85 34
									256 H	Winthrop	68 44
									289 H	UMES	48 39
									325 A	Cal Poly	61 55
LAST 10 Division I											
			177 A	VCU	49 62				133 A	UAB	65 76
			289 H	UMES	48 39				49 A	Middle Tenn.	67 56
			127 A	William & Mary	69 58				222 H	Mt. St. Mary's	85 34
			128 N	Idaho	67 55				156 H	Hampton	75 38
			325 A	Cal Poly	61 55				101 H	Richmond	73 51

Non-Div I Games:

Old Dominion

Loss, Non-Conf, S Site, H Home A Away N Neutral

Average RPI Win: 285				Through Games Of Jan. 31, 1970					
Average RPI Loss: 164	WON-LOST RECORD	WINNING PCT. RANK	LAST 10 GAMES	STRENGTH OF SCHEDULE	OPP. STRENGTH OF SCHEDULE	TEAM RPI	ADJ. RPI	CONF. RPI	ADJ CONF. RPI
DIV. I ONLY	7- 7	168	5-5	261	337	286	286	4	4
DIV. I NON-CONF.	7- 6	160	5-4	285	346	291	291	4	4
TOTALS	RPI 1-25	RPI 26-50	W-L RECORDS	RPI 51-100	RPI 101-150	RPI 150+			
7- 7	0- 0	0- 0	OVERALL	0- 1	0- 2	7- 4			
6- 4	0- 0	0- 0	HOME	0- 1	0- 2	6- 1			
0- 2	0- 0	0- 0	AWAY	0- 0	0- 0	0- 2			
1- 1	0- 0	0- 0	NEUTRAL	0- 0	0- 0	1- 1			
7- 6	0- 0	0- 0	NON-CONFERENCE	0- 0	0- 2	7- 4			
6- 3	0- 0	0- 0	HOME	0- 0	0- 2	6- 1			
0- 2	0- 0	0- 0	AWAY	0- 0	0- 0	0- 2			
1- 1	0- 0	0- 0	NEUTRAL	0- 0	0- 0	1- 1			
0- 1	0- 0	0- 0	CONFERENCE	0- 1	0- 0	0- 0			
0- 1	0- 0	0- 0	HOME	0- 1	0- 0	0- 0			
0- 0	0- 0	0- 0	AWAY	0- 0	0- 0	0- 0			
0- 0	0- 0	0- 0	NEUTRAL	0- 0	0- 0	0- 0			

RPI 1-25				RPI 26-50				RPI 51-100				RPI 101+				Team's RPI: 286	
RPI	S	Opponent	Score	RPI	S	Opponent	Score	RPI	S	Opponent	Score	RPI	S	Opponent	Score		
								63	H	Georgia	51	58	114	H	New Orleans	64	69
												138	H	Southeast Mo. St.	53	70	
												152	A	Southern Miss.	53	59	
												185	H	Louisiana	42	53	
												188	H	Sam Houston St.	75	69	
												203	A	Texas Tech	48	84	
												215	H	Louisiana Tech	76	53	
												275	H	Ga. Southern	69	66	
												291	N	Pittsburgh	50	58	
												301	H	Alabama St.	93	66	
												317	N	Alcorn	73	55	
												346	H	Mississippi Val.	72	53	
												350	H	La.-Monroe	66	42	
LAST 10 Division I																	
				203	A	Texas Tech	48	84	63	H	Georgia	51	58				
				291	N	Pittsburgh	50	58	301	H	Alabama St.	93	66				
				317	N	Alcorn	73	55	185	H	Louisiana	42	53				
				188	H	Sam Houston St.	75	69	275	H	Ga. Southern	69	66				
				215	H	Louisiana Tech	76	53	138	H	Southeast Mo. St.	53	70				

Non-Div I Games:

Ole Miss

Loss, Non-Conf, S Site, H Home A Away N Neutral

Average RPI Win:	287	WON-LOST	WINNING	LAST 10	STRENGTH OF	OPP. STRENGTH	TEAM	ADJ.	CONF.	ADJ CONF.
Average RPI Loss:	139	RECORD	PCT. RANK	GAMES	SCHEDULE	OF SCHEDULE	RPI	RPI	RPI	RPI
DIV. I ONLY	4- 9	259	4-6	192	252	287	287	17	17	
DIV. I NON-CONF.	3- 8	268	3-5	177	286	295	295	17	17	
TOTALS	RPI 1-25	RPI 26-50	W-L RECORDS	RPI 51-100	RPI 101-150	RPI 150+				
4- 9	0- 1	0- 2	OVERALL	0- 1	0- 0	4- 5				
3- 4	0- 1	0- 1	HOME	0- 1	0- 0	3- 1				
0- 4	0- 0	0- 1	AWAY	0- 0	0- 0	0- 3				
1- 1	0- 0	0- 0	NEUTRAL	0- 0	0- 0	1- 1				
3- 8	0- 1	0- 2	NON-CONFERENCE	0- 0	0- 0	3- 5				
2- 3	0- 1	0- 1	HOME	0- 0	0- 0	2- 1				
0- 4	0- 0	0- 1	AWAY	0- 0	0- 0	0- 3				
1- 1	0- 0	0- 0	NEUTRAL	0- 0	0- 0	1- 1				
1- 1	0- 0	0- 0	CONFERENCE	0- 1	0- 0	1- 0				
1- 1	0- 0	0- 0	HOME	0- 1	0- 0	1- 0				
0- 0	0- 0	0- 0	AWAY	0- 0	0- 0	0- 0				
0- 0	0- 0	0- 0	NEUTRAL	0- 0	0- 0	0- 0				

RPI 1-25				RPI 26-50				RPI 51-100				RPI 101+ Team's RPI: 287			
RPI	S	Opponent	Score	RPI	S	Opponent	Score	RPI	S	Opponent	Score	RPI	S	Opponent	Score
16	H	Creighton	54 67	42	A	Kansas	48 63	99	H	South Dakota St.	51 68	170	H	Cleveland St.	66 79
				43	H	UNI	45 81					177	N	VCU	66 74
												202	A	Kansas St.	48 73
												218	A	Northern Ky.	40 57
												240	H	UMKC	57 53
												261	H	Oral Roberts	60 54
												283	A	Eastern Ill.	52 65
												300	H	Morgan St.	70 64
												346	N	Mississippi Val.	78 70
LAST 10 Division I															
240	H	UMKC	57 53	261	H	Oral Roberts	60 54								
346	N	Mississippi Val.	78 70	99	H	South Dakota St.	51 68								
177	N	VCU	66 74	170	H	Cleveland St.	66 79								
218	A	Northern Ky.	40 57	43	H	UNI	45 81								
300	H	Morgan St.	70 64	283	A	Eastern Ill.	52 65								

Non-Div I Games: Peru St. 92 58 Graceland (IA) 85 46

Omaha

Loss, Non-Conf, S Site, H Home A Away N Neutral

Oral Roberts

Through Games Of Jan. 5, 2020

Average RPI Win:	207	WON-LOST	WINNING	LAST 10	STRENGTH OF	OPP. STRENGTH	TEAM	ADJ.	CONF.	ADJ CONF.
Average RPI Loss:	159	RECORD	PCT. RANK	GAMES	SCHEDULE	OF SCHEDULE	RPI	RPI	RPI	RPI
DIV. I ONLY	3- 10	291	1-9	113	246	261	261	17	17	
DIV. I NON-CONF.	3- 8	268	1-7	90	261	241	241	17	17	
TOTALS	RPI 1-25	RPI 26-50	W-L RECORDS	RPI 51-100	RPI 101-150	RPI 150+				
3- 10	0- 0	0- 2	OVERALL	0- 2	0- 0	3- 6				
3- 1	0- 0	0- 0	HOME	0- 0	0- 0	3- 1				
0- 9	0- 0	0- 2	AWAY	0- 2	0- 0	0- 5				
0- 0	0- 0	0- 0	NEUTRAL	0- 0	0- 0	0- 0				
3- 8	0- 0	0- 2	NON-CONFERENCE	0- 1	0- 0	3- 5				
3- 1	0- 0	0- 0	HOME	0- 0	0- 0	3- 1				
0- 7	0- 0	0- 2	AWAY	0- 1	0- 0	0- 4				
0- 0	0- 0	0- 0	NEUTRAL	0- 0	0- 0	0- 0				
0- 2	0- 0	0- 0	CONFERENCE	0- 1	0- 0	0- 1				
0- 0	0- 0	0- 0	HOME	0- 0	0- 0	0- 0				
0- 2	0- 0	0- 0	AWAY	0- 1	0- 0	0- 1				
0- 0	0- 0	0- 0	NEUTRAL	0- 0	0- 0	0- 0				

RPI S	Opponent	Score	RPI S	Opponent	Score	RPI S	Opponent	Score	RPI S	Opponent	Score	Team's RPI: 261
29	A Oklahoma St.	44 78	71	A Nebraska	67 77	153	H Wichita St.	79 66				
44	A Arkansas	64 96	99	A South Dakota St.	44 58	161	A Southern Utah	58 72				
						167	A Utah	58 78				
						188	H Sam Houston St.	64 41				
						202	A Kansas St.	69 109				
						214	A Tulsa	65 67				
						279	H Texas St.	63 57				
						287	A Omaha	54 60				
						311	H Houston Baptist	73 74				
LAST 10 Division I												
161	A Southern Utah	58 72	287	A Omaha	54 60							
188	H Sam Houston St.	64 41	99	A South Dakota St.	44 58							
311	H Houston Baptist	73 74	29	A Oklahoma St.	44 78							
214	A Tulsa	65 67	71	A Nebraska	67 77							
202	A Kansas St.	69 109	167	A Utah	58 78							

Non-Div I Games: Rogers St. 80 40 Cent. Christian (KS114 60

Oral Roberts

Loss, Non-Conf, S Site, H Home A Away N Neutral

Oregon

Through Games Of Jan. 5, 2020

Average RPI Win:	143	WON-LOST	WINNING	LAST 10	STRENGTH OF	OPP. STRENGTH	TEAM	ADJ.	CONF.	ADJ CONF.
Average RPI Loss:	3	RECORD	PCT. RANK	GAMES	SCHEDULE	OF SCHEDULE	RPI	RPI	RPI	RPI
DIV. I ONLY	12- 1	13	9-1	45	61	15	15	1	1	
DIV. I NON-CONF.	10- 1	19	7-1	81	44	16	16	1	1	
TOTALS	RPI 1-25	RPI 26-50	W-L RECORDS	RPI 51-100	RPI 101-150	RPI 150+				
12- 1	0- 1	2- 0	OVERALL	3- 0	1- 0	6- 0				
8- 0	0- 0	1- 0	HOME	2- 0	0- 0	5- 0				
2- 0	0- 0	0- 0	AWAY	1- 0	0- 0	1- 0				
2- 1	0- 1	1- 0	NEUTRAL	0- 0	1- 0	0- 0				
10- 1	0- 1	1- 0	NON-CONFERENCE	3- 0	1- 0	5- 0				
6- 0	0- 0	0- 0	HOME	2- 0	0- 0	4- 0				
2- 0	0- 0	0- 0	AWAY	1- 0	0- 0	1- 0				
2- 1	0- 1	1- 0	NEUTRAL	0- 0	1- 0	0- 0				
2- 0	0- 0	1- 0	CONFERENCE	0- 0	0- 0	1- 0				
2- 0	0- 0	1- 0	HOME	0- 0	0- 0	1- 0				
0- 0	0- 0	0- 0	AWAY	0- 0	0- 0	0- 0				
0- 0	0- 0	0- 0	NEUTRAL	0- 0	0- 0	0- 0				

RPI 1-25				Team's RPI: 15		RPI 26-50				RPI 51-100				RPI 101+			
RPI	S	Opponent	Score	RPI	S	Opponent	Score	RPI	S	Opponent	Score	RPI	S	Opponent	Score		
3	N	Louisville	62 72	28	H	Colorado	104 46	56	A	Syracuse	81 64	117	N	UT Arlington	91 54		
				29	N	Oklahoma St.	89 72	72	H	Texas Southern	99 63	167	H	Utah	88 51		
								99	H	South Dakota St.	95 56	196	H	Northeastern	89 47		
												202	H	Kansas St.	89 51		
												243	H	UC Riverside	84 41		
												249	A	Long Beach St.	81 45		
												258	H	Utah St.	109 52		
LAST 10 Division I																	
				99	H	South Dakota St.	95 56	167	H	Utah	88 51						
				3	N	Louisville	62 72	28	H	Colorado	104 46						
				117	N	UT Arlington	91 54	202	H	Kansas St.	89 51						
				56	A	Syracuse	81 64	243	H	UC Riverside	84 41						
				29	N	Oklahoma St.	89 72	249	A	Long Beach St.	81 45						

Non-Div I Games: Corban 125 42

Oregon

■ Loss,
 ■ Non-Conf, S Site,
 ■ Home
 ■ Away
 N Neutral

Average RPI Win:	123	WON-LOST	WINNING	LAST 10	STRENGTH OF	OPP. STRENGTH	TEAM	ADJ.	CONF.	ADJ CONF.
Average RPI Loss:	0	RECORD	PCT. RANK	GAMES	SCHEDULE	OF SCHEDULE	RPI	RPI	RPI	RPI
DIV. I ONLY	14- 0	1	10-0	36	30	5	5	1	1	
DIV. I NON-CONF.	12- 0	1	8-0	55	19	6	6	1	1	
TOTALS	RPI 1-25	RPI 26-50	W-L RECORDS	RPI 51-100	RPI 101-150	RPI 150+				
14- 0	2- 0	2- 0	OVERALL	2- 0	3- 0	5- 0				
10- 0	2- 0	1- 0	HOME	2- 0	1- 0	4- 0				
1- 0	0- 0	1- 0	AWAY	0- 0	0- 0	0- 0				
3- 0	0- 0	0- 0	NEUTRAL	0- 0	2- 0	1- 0				
12- 0	2- 0	1- 0	NON-CONFERENCE	2- 0	3- 0	4- 0				
8- 0	2- 0	0- 0	HOME	2- 0	1- 0	3- 0				
1- 0	0- 0	1- 0	AWAY	0- 0	0- 0	0- 0				
3- 0	0- 0	0- 0	NEUTRAL	0- 0	2- 0	1- 0				
2- 0	0- 0	1- 0	CONFERENCE	0- 0	0- 0	1- 0				
2- 0	0- 0	1- 0	HOME	0- 0	0- 0	1- 0				
0- 0	0- 0	0- 0	AWAY	0- 0	0- 0	0- 0				
0- 0	0- 0	0- 0	NEUTRAL	0- 0	0- 0	0- 0				

RPI	S	Opponent	Score	RPI	S	Opponent	Score	RPI	S	Opponent	Score	RPI	S	Opponent	Score
2	H	Missouri St.	80 69	28	H	Colorado	72 60	86	H	CSU Bakersfield	69 50	111	N	Liberty	68 55
10	H	DePaul	98 77	33	A	Miami (FL)	75 53	94	H	Pacific	69 57	131	N	BYU	65 34
												150	H	Hawaii	64 32
												161	H	Southern Utah	95 45
												167	H	Utah	77 48
												247	N	Northern Ariz.	91 57
												248	H	UC Irvine	86 57
												258	H	Utah St.	75 46
LAST 10 Division I															
258	H	Utah St.	75 46	28	H	Colorado	72 60	167	H	Utah	77 48	86	H	CSU Bakersfield	69 50
150	H	Hawaii	64 32	131	N	BYU	65 34	247	N	Northern Ariz.	91 57				
111	N	Liberty	68 55												
33	A	Miami (FL)	75 53												
161	H	Southern Utah	95 45												

Non-Div I Games:

Oregon St.

Average RPI Win:	236	WON-LOST	WINNING	LAST 10	STRENGTH OF	OPP. STRENGTH	TEAM	ADJ.	CONF.	ADJ CONF.
Average RPI Loss:	79	RECORD	PCT. RANK	GAMES	SCHEDULE	OF SCHEDULE	RPI	RPI	RPI	RPI
DIV. I ONLY	10- 5	83	6-4	217	90	94	94	11	11	
DIV. I NON-CONF.	7- 4	100	3-3	182	72	87	87	12	12	
TOTALS	RPI 1-25	RPI 26-50	W-L RECORDS	RPI 51-100	RPI 101-150	RPI 150+				
10- 5	0- 2	0- 0	OVERALL	1- 2	0- 0	9- 1				
6- 0	0- 0	0- 0	HOME	0- 0	0- 0	6- 0				
3- 4	0- 2	0- 0	AWAY	1- 2	0- 0	2- 0				
1- 1	0- 0	0- 0	NEUTRAL	0- 0	0- 0	1- 1				
7- 4	0- 2	0- 0	NON-CONFERENCE	1- 1	0- 0	6- 1				
4- 0	0- 0	0- 0	HOME	0- 0	0- 0	4- 0				
2- 3	0- 2	0- 0	AWAY	1- 1	0- 0	1- 0				
1- 1	0- 0	0- 0	NEUTRAL	0- 0	0- 0	1- 1				
3- 1	0- 0	0- 0	CONFERENCE	0- 1	0- 0	3- 0				
2- 0	0- 0	0- 0	HOME	0- 0	0- 0	2- 0				
1- 1	0- 0	0- 0	AWAY	0- 1	0- 0	1- 0				
0- 0	0- 0	0- 0	NEUTRAL	0- 0	0- 0	0- 0				

RPI 1-25				RPI 26-50				RPI 51-100 Team's RPI: 94				RPI 101+			
RPI	S	Opponent	Score	RPI	S	Opponent	Score	RPI	S	Opponent	Score	RPI	S	Opponent	Score
5	A	Oregon St.	57 69					69	A	Drexel	58 51	180	A	San Francisco	84 61
7	A	UCLA	57 68					86	A	CSU Bakersfield	70 80	195	H	SMU	77 49
								97	A	Santa Clara	65 75	199	N	Toledo	65 66
												240	H	UMKC	89 60
												257	H	Pepperdine	64 63
												271	H	Indiana St.	83 66
												277	N	St. Francis Brooklyn	71 62
												281	A	UC Santa Barbara	63 53
												285	H	LMU (CA)	76 67
												306	H	Weber St.	76 53
LAST 10 Division I															
277	N	St. Francis Brooklyn	71 62	257	H	Pepperdine	64 63								
7	A	UCLA	57 68	285	H	LMU (CA)	76 67								
86	A	CSU Bakersfield	70 80	180	A	San Francisco	84 61								
281	A	UC Santa Barbara	63 53	97	A	Santa Clara	65 75								
195	H	SMU	77 49	199	N	Toledo	65 66								

Non-Div I Games:

Pacific

 Loss,
 Non-Conf,
 S Site,
 H Home
 A Away
N Neutral

Average RPI Win:	205	WON-LOST	WINNING	LAST 10	STRENGTH OF	OPP. STRENGTH	TEAM	ADJ.	CONF.	ADJ CONF.
Average RPI Loss:	38	RECORD	PCT. RANK	GAMES	SCHEDULE	OF SCHEDULE	RPI	RPI	RPI	RPI
DIV. I ONLY	9- 1	19	9-1	332	14	84	84	9	9	
DIV. I NON-CONF.	9- 1	27	9-1	335	13	84	84	9	9	
TOTALS	RPI 1-25	RPI 26-50	W-L RECORDS	RPI 51-100	RPI 101-150	RPI 150+				
9- 1	0- 0	0- 1	OVERALL	1- 0	2- 0	6- 0				
5- 0	0- 0	0- 0	HOME	1- 0	0- 0	4- 0				
4- 1	0- 0	0- 1	AWAY	0- 0	2- 0	2- 0				
0- 0	0- 0	0- 0	NEUTRAL	0- 0	0- 0	0- 0				
9- 1	0- 0	0- 1	NON-CONFERENCE	1- 0	2- 0	6- 0				
5- 0	0- 0	0- 0	HOME	1- 0	0- 0	4- 0				
4- 1	0- 0	0- 1	AWAY	0- 0	2- 0	2- 0				
0- 0	0- 0	0- 0	NEUTRAL	0- 0	0- 0	0- 0				
0- 0	0- 0	0- 0	CONFERENCE	0- 0	0- 0	0- 0				
0- 0	0- 0	0- 0	HOME	0- 0	0- 0	0- 0				
0- 0	0- 0	0- 0	AWAY	0- 0	0- 0	0- 0				
0- 0	0- 0	0- 0	NEUTRAL	0- 0	0- 0	0- 0				

RPI 1-25			RPI 26-50			RPI 51-100			Team's RPI: 84	RPI 101+		
RPI	S	Opponent	Score	RPI	S	Opponent	Score	RPI	S	Opponent	Score	
				38	A	Duke	50 66	69	H	Drexel	53 49	
										120	A	Saint Joseph's 55 45
										150	A	Hawaii 70 55
										166	H	Iona 74 42
										186	H	Stetson 81 41
										194	A	La Salle 65 49
										304	H	Siena 92 44
										316	A	NJIT 85 51
										341	H	Hartford 74 46
LAST 10 Division I												
				38	A	Duke	50 66	150	A	Hawaii	70 55	
				120	A	Saint Joseph's	55 45	69	H	Drexel	53 49	
				166	H	Iona	74 42	186	H	Stetson	81 41	
				316	A	NJIT	85 51	194	A	La Salle	65 49	
				304	H	Siena	92 44	341	H	Hartford	74 46	

Non-Div I Games: Chaminade 90 39

Penn

Average RPI Win:	232	WON-LOST	WINNING	LAST 10	STRENGTH OF	OPP. STRENGTH	TEAM	ADJ.	CONF.	ADJ CONF.
Average RPI Loss:	121	RECORD	PCT. RANK	GAMES	SCHEDULE	OF SCHEDULE	RPI	RPI	RPI	RPI
DIV. I ONLY	6- 8	206	4-6	132	186	201	201	2	2	
DIV. I NON-CONF.	6- 5	151	4-3	224	226	215	215	3	3	
TOTALS	RPI 1-25	RPI 26-50	W-L RECORDS	RPI 51-100	RPI 101-150	RPI 150+				
6- 8	0- 1	0- 2	OVERALL	0- 0	1- 2	5- 3				
4- 4	0- 0	0- 1	HOME	0- 0	1- 1	3- 2				
1- 3	0- 1	0- 1	AWAY	0- 0	0- 1	1- 0				
1- 1	0- 0	0- 0	NEUTRAL	0- 0	0- 0	1- 1				
6- 5	0- 1	0- 0	NON-CONFERENCE	0- 0	1- 1	5- 3				
4- 3	0- 0	0- 0	HOME	0- 0	1- 1	3- 2				
1- 1	0- 1	0- 0	AWAY	0- 0	0- 0	1- 0				
1- 1	0- 0	0- 0	NEUTRAL	0- 0	0- 0	1- 1				
0- 3	0- 0	0- 2	CONFERENCE	0- 0	0- 1	0- 0				
0- 1	0- 0	0- 1	HOME	0- 0	0- 0	0- 0				
0- 2	0- 0	0- 1	AWAY	0- 0	0- 1	0- 0				
0- 0	0- 0	0- 0	NEUTRAL	0- 0	0- 0	0- 0				

RPI 1-25				RPI 26-50				RPI 51-100				RPI 101+ Team's RPI: 201			
RPI	S	Opponent	Score	RPI	S	Opponent	Score	RPI	S	Opponent	Score	RPI	S	Opponent	Score
19	A	Princeton	55 72	45	A	Michigan	48 82					115	A	Wisconsin	65 71
				47	H	Minnesota	74 81					130	H	Fordham	72 59
												139	H	Rider	70 78
												159	H	George Mason	68 78
												173	H	Clemson	68 55
												194	H	La Salle	67 69
												225	H	Sacred Heart	88 65
												249	N	Long Beach St.	56 64
												253	A	Towson	73 67
												291	H	Pittsburgh	78 73
												318	N	N.C. Central	92 68
LAST 10 Division I															
291	H	Pittsburgh	78 73	115	A	Wisconsin	65 71								
318	N	N.C. Central	92 68	45	A	Michigan	48 82								
249	N	Long Beach St.	56 64	47	H	Minnesota	74 81								
159	H	George Mason	68 78	225	H	Sacred Heart	88 65								
173	H	Clemson	68 55	19	A	Princeton	55 72								

Non-Div I Games:

Penn St.

■ Loss,
■ Non-Conf, S Site,
■ Home
■ Away
N Neutral

Pepperdine

Through Games Of Jan. 5, 2020

Average RPI Win:	271	WON-LOST	WINNING	LAST 10	STRENGTH OF	OPP. STRENGTH	TEAM	ADJ.	CONF.	ADJ CONF.
Average RPI Loss:	128	RECORD	PCT. RANK	GAMES	SCHEDULE	OF SCHEDULE	RPI	RPI	RPI	RPI
DIV. I ONLY	5- 7	214	4-6	292	104	257	257	11	11	
DIV. I NON-CONF.	4- 4	163	3-3	339	105	281	281	12	12	
TOTALS	RPI 1-25	RPI 26-50	W-L RECORDS	RPI 51-100	RPI 101-150	RPI 150+				
5- 7	0- 0	0- 0	OVERALL	0- 3	0- 3	5- 1				
3- 3	0- 0	0- 0	HOME	0- 0	0- 2	3- 1				
2- 4	0- 0	0- 0	AWAY	0- 3	0- 1	2- 0				
0- 0	0- 0	0- 0	NEUTRAL	0- 0	0- 0	0- 0				
4- 4	0- 0	0- 0	NON-CONFERENCE	0- 2	0- 1	4- 1				
2- 2	0- 0	0- 0	HOME	0- 0	0- 1	2- 1				
2- 2	0- 0	0- 0	AWAY	0- 2	0- 0	2- 0				
0- 0	0- 0	0- 0	NEUTRAL	0- 0	0- 0	0- 0				
1- 3	0- 0	0- 0	CONFERENCE	0- 1	0- 2	1- 0				
1- 1	0- 0	0- 0	HOME	0- 0	0- 1	1- 0				
0- 2	0- 0	0- 0	AWAY	0- 1	0- 1	0- 0				
0- 0	0- 0	0- 0	NEUTRAL	0- 0	0- 0	0- 0				

RPI S	Opponent	Score	RPI S	Opponent	Score	RPI S	Opponent	Score	RPI S	Opponent	Score	Team's RPI: 257
						78	A Washington St.	48 85	121	A Saint Mary's (CA)	78 85	
						80	A Boise St.	74 76	131	H BYU	47 65	
						94	A Pacific	63 64	150	H Hawaii	51 52	
									204	H San Diego	73 57	
									223	H UC Davis	70 67	
									242	H UNLV	44 69	
									298	A Eastern Wash.	53 52	
									305	A New Mexico St.	72 69	
									325	H Cal Poly	63 53	
LAST 10 Division I												
			223	H UC Davis	70 67	94	A Pacific	63 64				
			242	H UNLV	44 69	121	A Saint Mary's (CA)	78 85				
			298	A Eastern Wash.	53 52	131	H BYU	47 65				
			305	A New Mexico St.	72 69	204	H San Diego	73 57				
			150	H Hawaii	51 52	80	A Boise St.	74 76				

Non-Div I Games: Concordia (CA) 76 57 Cal St. L.A. 79 56

Pepperdine

Loss, Non-Conf, S Site, H Home A Away N Neutral

Average RPI Win:	320	WON-LOST	WINNING	LAST 10	STRENGTH OF	OPP. STRENGTH	TEAM	ADJ.	CONF.	ADJ CONF.
Average RPI Loss:	126	RECORD	PCT. RANK	GAMES	SCHEDULE	OF SCHEDULE	RPI	RPI	RPI	RPI
DIV. I ONLY	3- 11	301	1-9	145	262	291	291	3	3	
DIV. I NON-CONF.	3- 8	268	1-6	165	304	300	300	2	2	
TOTALS	RPI 1-25	RPI 26-50	W-L RECORDS	RPI 51-100	RPI 101-150	RPI 150+				
3- 11	0- 0	0- 0	OVERALL	0- 5	0- 2	3- 4				
2- 6	0- 0	0- 0	HOME	0- 4	0- 0	2- 2				
0- 4	0- 0	0- 0	AWAY	0- 1	0- 1	0- 2				
1- 1	0- 0	0- 0	NEUTRAL	0- 0	0- 1	1- 0				
3- 8	0- 0	0- 0	NON-CONFERENCE	0- 3	0- 1	3- 4				
2- 4	0- 0	0- 0	HOME	0- 2	0- 0	2- 2				
0- 3	0- 0	0- 0	AWAY	0- 1	0- 0	0- 2				
1- 1	0- 0	0- 0	NEUTRAL	0- 0	0- 1	1- 0				
0- 3	0- 0	0- 0	CONFERENCE	0- 2	0- 1	0- 0				
0- 2	0- 0	0- 0	HOME	0- 2	0- 0	0- 0				
0- 1	0- 0	0- 0	AWAY	0- 0	0- 1	0- 0				
0- 0	0- 0	0- 0	NEUTRAL	0- 0	0- 0	0- 0				

RPI S	Opponent	Score	RPI S	Opponent	Score	RPI S	Opponent	Score	RPI S	Opponent	Score	Team's RPI: 291
						54	A UCF	58 74	102	N Ohio	50 72	
						92	H Stony Brook	56 59	108	A North Carolina	62 70	
						96	H Boston College	70 79	157	H Miami (OH)	71 80	
						98	H Duquesne	62 81	168	A Cincinnati	53 69	
						100	H Notre Dame	52 60	201	A Penn St.	73 78	
									205	H Georgetown	56 66	
									286	N Ole Miss	58 50	
									336	H Central Conn. St.	81 73	
									338	H Fairleigh Dickinson	69 60	
LAST 10 Division I												
			92	H Stony Brook	56 59	96	H Boston College	70 79				
			201	A Penn St.	73 78	100	H Notre Dame	52 60				
			286	N Ole Miss	58 50	108	A North Carolina	62 70				
			102	N Ohio	50 72	168	A Cincinnati	53 69				
			98	H Duquesne	62 81	157	H Miami (OH)	71 80				

Non-Div I Games:

Pittsburgh

■ Loss,
 ■ Non-Conf,
 ■ S Site,
 ■ H Home
 ■ A Away
 N Neutral

Average RPI Win:	237	WON-LOST	WINNING	LAST 10	STRENGTH OF	OPP. STRENGTH	TEAM	ADJ.	CONF.	ADJ CONF.
Average RPI Loss:	138	RECORD	PCT. RANK	GAMES	SCHEDULE	OF SCHEDULE	RPI	RPI	RPI	RPI
DIV. I ONLY	6- 6	168	4-6	176	235	160	160	11	11	
DIV. I NON-CONF.	5- 4	140	3-4	239	300	204	204	12	12	
TOTALS	RPI 1-25	RPI 26-50	W-L RECORDS	RPI 51-100	RPI 101-150	RPI 150+				
6- 6	0- 1	0- 0	OVERALL	0- 2	2- 0	4- 3				
2- 3	0- 0	0- 0	HOME	0- 2	1- 0	1- 1				
4- 3	0- 1	0- 0	AWAY	0- 0	1- 0	3- 2				
0- 0	0- 0	0- 0	NEUTRAL	0- 0	0- 0	0- 0				
5- 4	0- 0	0- 0	NON-CONFERENCE	0- 2	1- 0	4- 2				
2- 3	0- 0	0- 0	HOME	0- 2	1- 0	1- 1				
3- 1	0- 0	0- 0	AWAY	0- 0	0- 0	3- 1				
0- 0	0- 0	0- 0	NEUTRAL	0- 0	0- 0	0- 0				
1- 2	0- 1	0- 0	CONFERENCE	0- 0	1- 0	0- 1				
0- 0	0- 0	0- 0	HOME	0- 0	0- 0	0- 0				
1- 2	0- 1	0- 0	AWAY	0- 0	1- 0	0- 1				
0- 0	0- 0	0- 0	NEUTRAL	0- 0	0- 0	0- 0				

RPI 1-25				RPI 26-50				RPI 51-100				RPI 101+ Team's RPI: 160			
RPI	S	Opponent	Score	RPI	S	Opponent	Score	RPI	S	Opponent	Score	RPI	S	Opponent	Score
8	A	Gonzaga	57 62					76	H	Abilene Christian	69 76	131	A	BYU	57 48
								95	H	Loyola Chicago	64 78	134	H	Fresno St.	75 64
												192	H	Portland St.	71 77
												204	A	San Diego	55 74
												254	A	CSUN	64 73
												258	A	Utah St.	70 64
												268	H	Grand Canyon	73 41
												306	A	Weber St.	78 59
												323	A	Air Force	72 56
LAST 10 Division I															
				95	H	Loyola Chicago	64 78	131	A	BYU	57 48				
				76	H	Abilene Christian	69 76	204	A	San Diego	55 74				
				323	A	Air Force	72 56	8	A	Gonzaga	57 62				
				254	A	CSUN	64 73	192	H	Portland St.	71 77				
				134	H	Fresno St.	75 64	268	H	Grand Canyon	73 41				

Non-Div I Games: Warner Pacific 78 36 Willamette 82 42

Portland

■ Loss,
 ■ Non-Conf,
 ■ S Site,
 ■ H Home
 ■ A Away
 N Neutral

Average RPI Win:	233	WON-LOST	WINNING	LAST 10	STRENGTH OF	OPP. STRENGTH	TEAM	ADJ.	CONF.	ADJ CONF.
Average RPI Loss:	158	RECORD	PCT. RANK	GAMES	SCHEDULE	OF SCHEDULE	RPI	RPI	RPI	RPI
DIV. I ONLY	7- 6	152	7-3	276	191	192	192	21	21	
DIV. I NON-CONF.	5- 4	140	5-1	279	201	184	184	19	19	
TOTALS	RPI 1-25	RPI 26-50	W-L RECORDS	RPI 51-100	RPI 101-150	RPI 150+				
7- 6	0- 0	0- 0	OVERALL	0- 2	1- 1	6- 3				
4- 1	0- 0	0- 0	HOME	0- 1	1- 0	3- 0				
3- 4	0- 0	0- 0	AWAY	0- 1	0- 1	3- 2				
0- 1	0- 0	0- 0	NEUTRAL	0- 0	0- 0	0- 1				
5- 4	0- 0	0- 0	NON-CONFERENCE	0- 2	0- 0	5- 2				
2- 1	0- 0	0- 0	HOME	0- 1	0- 0	2- 0				
3- 2	0- 0	0- 0	AWAY	0- 1	0- 0	3- 1				
0- 1	0- 0	0- 0	NEUTRAL	0- 0	0- 0	0- 1				
2- 2	0- 0	0- 0	CONFERENCE	0- 0	1- 1	1- 1				
2- 0	0- 0	0- 0	HOME	0- 0	1- 0	1- 0				
0- 2	0- 0	0- 0	AWAY	0- 0	0- 1	0- 1				
0- 0	0- 0	0- 0	NEUTRAL	0- 0	0- 0	0- 0				

RPI 1-25				RPI 26-50				RPI 51-100				RPI 101+				Team's RPI: 192	
RPI	S	Opponent	Score	RPI	S	Opponent	Score	RPI	S	Opponent	Score	RPI	S	Opponent	Score		
								80	A	Boise St.	57	82	126	A	Northern Colo.	58	77
								93	H	Tennessee	61	88	128	H	Idaho	74	53
													160	A	Portland	77	71
													161	A	Southern Utah	58	71
													223	A	UC Davis	76	70
													240	A	UMKC	69	87
													248	A	UC Irvine	70	61
													248	N	UC Irvine	75	83
													268	H	Grand Canyon	69	46
													298	H	Eastern Wash.	75	58
													303	H	Nevada	80	75
LAST 10 Division I																	
				160	A	Portland	77	71					298	H	Eastern Wash.	75	58
				268	H	Grand Canyon	69	46					128	H	Idaho	74	53
				248	A	UC Irvine	70	61					161	A	Southern Utah	58	71
				223	A	UC Davis	76	70					126	A	Northern Colo.	58	77
				303	H	Nevada	80	75					93	H	Tennessee	61	88

Non-Div I Games: Multnomah 104 48

Portland St.

Prairie View

Through Games Of Jan. 5, 2020

Average RPI Win:	0	WON-LOST	WINNING	LAST 10	STRENGTH OF	OPP. STRENGTH	TEAM	ADJ.	CONF.	ADJ CONF.
Average RPI Loss:	143	RECORD	PCT. RANK	GAMES	SCHEDULE	OF SCHEDULE	RPI	RPI	RPI	RPI
DIV. I ONLY	0- 10	343	0-10	29	267	282	282	28	28	
DIV. I NON-CONF.	0- 9	338	0-9	9	233	246	246	28	28	
TOTALS	RPI 1-25	RPI 26-50	W-L RECORDS	RPI 51-100	RPI 101-150	RPI 150+				
0- 10	0- 1	0- 1	OVERALL	0- 1	0- 2	0- 5				
0- 2	0- 0	0- 0	HOME	0- 0	0- 1	0- 1				
0- 6	0- 1	0- 1	AWAY	0- 1	0- 1	0- 2				
0- 2	0- 0	0- 0	NEUTRAL	0- 0	0- 0	0- 2				
0- 9	0- 1	0- 1	NON-CONFERENCE	0- 1	0- 2	0- 4				
0- 1	0- 0	0- 0	HOME	0- 0	0- 1	0- 0				
0- 6	0- 1	0- 1	AWAY	0- 1	0- 1	0- 2				
0- 2	0- 0	0- 0	NEUTRAL	0- 0	0- 0	0- 2				
0- 1	0- 0	0- 0	CONFERENCE	0- 0	0- 0	0- 1				
0- 1	0- 0	0- 0	HOME	0- 0	0- 0	0- 1				
0- 0	0- 0	0- 0	AWAY	0- 0	0- 0	0- 0				
0- 0	0- 0	0- 0	NEUTRAL	0- 0	0- 0	0- 0				

RPI 1-25				RPI 26-50				RPI 51-100				RPI 101+ Team's RPI: 282			
RPI	S	Opponent	Score	RPI	S	Opponent	Score	RPI	S	Opponent	Score	RPI	S	Opponent	Score
9	A	Texas A&M	38 80	35	A	Arizona	48 83	55	A	Oklahoma	48 94	115	A	Wisconsin	42 68
												137	H	Florida	44 51
												157	N	Miami (OH)	52 65
												184	A	Rice	55 77
												203	A	Texas Tech	48 82
												213	N	A&M-Corpus Christi	52 64
												317	H	Alcorn	63 68
LAST 10 Division I															
9	A	Texas A&M	38 80	317	H	Alcorn	63 68								
35	A	Arizona	48 83	115	A	Wisconsin	42 68								
213	N	A&M-Corpus Christi	52 64	203	A	Texas Tech	48 82								
157	N	Miami (OH)	52 65	184	A	Rice	55 77								
55	A	Oklahoma	48 94	137	H	Florida	44 51								

Non-Div I Games: Huston-Tillotson 79 60 Wiley 75 42 Tex. A&M-Kingsville 85 55

Prairie View

Loss, Non-Conf, S Site, H Home A Away N Neutral

Presbyterian

Through Games Of Jan. 5, 2020

Average RPI Win:	290	WON-LOST	WINNING	LAST 10	STRENGTH OF	OPP. STRENGTH	TEAM	ADJ.	CONF.	ADJ CONF.
Average RPI Loss:	196	RECORD	PCT. RANK	GAMES	SCHEDULE	OF SCHEDULE	RPI	RPI	RPI	RPI
DIV. I ONLY	2- 8	305	2-8	184	343	294	294	27	27	
DIV. I NON-CONF.	2- 5	259	2-5	157	318	242	242	27	27	
TOTALS	RPI 1-25	RPI 26-50	W-L RECORDS	RPI 51-100	RPI 101-150	RPI 150+				
2- 8	0- 0	0- 1	OVERALL	0- 0	0- 2	2- 5				
1- 2	0- 0	0- 0	HOME	0- 0	0- 0	1- 2				
1- 6	0- 0	0- 1	AWAY	0- 0	0- 2	1- 3				
0- 0	0- 0	0- 0	NEUTRAL	0- 0	0- 0	0- 0				
2- 5	0- 0	0- 1	NON-CONFERENCE	0- 0	0- 2	2- 2				
1- 1	0- 0	0- 0	HOME	0- 0	0- 0	1- 1				
1- 4	0- 0	0- 1	AWAY	0- 0	0- 2	1- 1				
0- 0	0- 0	0- 0	NEUTRAL	0- 0	0- 0	0- 0				
0- 3	0- 0	0- 0	CONFERENCE	0- 0	0- 0	0- 3				
0- 1	0- 0	0- 0	HOME	0- 0	0- 0	0- 1				
0- 2	0- 0	0- 0	AWAY	0- 0	0- 0	0- 2				
0- 0	0- 0	0- 0	NEUTRAL	0- 0	0- 0	0- 0				

RPI 1-25			RPI 26-50			RPI 51-100			RPI 101+			Team's RPI: 294
RPI	S	Opponent	Score	RPI	S	Opponent	Score	RPI	S	Opponent	Score	
				32	A	West Virginia	40 56					
								137	A	Florida	46 60	
								143	A	Illinois	52 71	
								220	H	Longwood	60 71	
								235	H	Col. of Charleston	58 54	
								237	A	UNC Asheville	39 54	
								260	A	Wofford	60 67	
								265	A	Radford	42 54	
								270	H	UNCW	60 70	
								344	A	South Carolina St.	70 49	
LAST 10 Division I												
260	A	Wofford	60 67	220	H	Longwood	60 71					
235	H	Col. of Charleston	58 54	265	A	Radford	42 54					
137	A	Florida	46 60	237	A	UNC Asheville	39 54					
32	A	West Virginia	40 56	270	H	UNCW	60 70					
344	A	South Carolina St.	70 49	143	A	Illinois	52 71					

Non-Div I Games: William Peace 72 35 Brevard 74 45

Presbyterian

Loss, Non-Conf, S Site, H Home A Away N Neutral

Average RPI Win:	172	WON-LOST	WINNING	LAST 10	STRENGTH OF	OPP. STRENGTH	TEAM	ADJ.	CONF.	ADJ CONF.
Average RPI Loss:	13	RECORD	PCT. RANK	GAMES	SCHEDULE	OF SCHEDULE	RPI	RPI	RPI	RPI
DIV. I ONLY	12- 1	13	9-1	111	91	19	19	9	9	
DIV. I NON-CONF.	12- 1	10	9-1	114	98	17	17	9	9	
TOTALS	RPI 1-25	RPI 26-50	W-L RECORDS	RPI 51-100	RPI 101-150	RPI 150+				
12- 1	0- 1	1- 0	OVERALL	3- 0	2- 0	6- 0				
7- 0	0- 0	1- 0	HOME	0- 0	1- 0	5- 0				
5- 1	0- 1	0- 0	AWAY	3- 0	1- 0	1- 0				
0- 0	0- 0	0- 0	NEUTRAL	0- 0	0- 0	0- 0				
12- 1	0- 1	1- 0	NON-CONFERENCE	3- 0	2- 0	6- 0				
7- 0	0- 0	1- 0	HOME	0- 0	1- 0	5- 0				
5- 1	0- 1	0- 0	AWAY	3- 0	1- 0	1- 0				
0- 0	0- 0	0- 0	NEUTRAL	0- 0	0- 0	0- 0				
0- 0	0- 0	0- 0	CONFERENCE	0- 0	0- 0	0- 0				
0- 0	0- 0	0- 0	HOME	0- 0	0- 0	0- 0				
0- 0	0- 0	0- 0	AWAY	0- 0	0- 0	0- 0				
0- 0	0- 0	0- 0	NEUTRAL	0- 0	0- 0	0- 0				

RPI	S	Opponent	Score	RPI	S	Opponent	Score	RPI	S	Opponent	Score	RPI	S	Opponent	Score
13	A	Iowa	75 77	39	H	FGCU	67 53	70	A	Marist	62 50	132	A	George Washington	75 50
								73	A	Saint Louis	66 50	139	H	Rider	80 47
								75	A	Seton Hall	78 76	172	A	Missouri	68 33
												201	H	Penn St.	72 55
												230	H	Monmouth	52 40
												277	H	St. Francis Brooklyn	76 44
												315	H	New Hampshire	77 37
												341	H	Hartford	73 42
LAST 10 Division I															
70	A	Marist	62 50	315	H	New Hampshire	77 37								
277	H	St. Francis Brooklyn	76 44	73	A	Saint Louis	66 50								
230	H	Monmouth	52 40	172	A	Missouri	68 33								
13	A	Iowa	75 77	201	H	Penn St.	72 55								
39	H	FGCU	67 53	341	H	Hartford	73 42								

Non-Div I Games:

Princeton

Providence

Through Games Of Jan. 5, 2020

Average RPI Win:	227	WON-LOST	WINNING	LAST 10	STRENGTH OF	OPP. STRENGTH	TEAM	ADJ.	CONF.	ADJ CONF.
Average RPI Loss:	90	RECORD	PCT. RANK	GAMES	SCHEDULE	OF SCHEDULE	RPI	RPI	RPI	RPI
DIV. I ONLY	9- 7	141	4-6	175	142	119	119	6	6	
DIV. I NON-CONF.	9- 3	64	4-2	215	236	75	75	6	6	
TOTALS	RPI 1-25	RPI 26-50	W-L RECORDS	RPI 51-100	RPI 101-150	RPI 150+				
9- 7	0- 1	0- 1	OVERALL	1- 3	1- 0	7- 2				
2- 2	0- 1	0- 1	HOME	1- 0	0- 0	1- 0				
5- 4	0- 0	0- 0	AWAY	0- 2	1- 0	4- 2				
2- 1	0- 0	0- 0	NEUTRAL	0- 1	0- 0	2- 0				
9- 3	0- 0	0- 0	NON-CONFERENCE	1- 2	1- 0	7- 1				
2- 0	0- 0	0- 0	HOME	1- 0	0- 0	1- 0				
5- 2	0- 0	0- 0	AWAY	0- 1	1- 0	4- 1				
2- 1	0- 0	0- 0	NEUTRAL	0- 1	0- 0	2- 0				
0- 4	0- 1	0- 1	CONFERENCE	0- 1	0- 0	0- 1				
0- 2	0- 1	0- 1	HOME	0- 0	0- 0	0- 0				
0- 2	0- 0	0- 0	AWAY	0- 1	0- 0	0- 1				
0- 0	0- 0	0- 0	NEUTRAL	0- 0	0- 0	0- 0				

RPI S Opponent	Score	RPI S Opponent	Score	RPI S Opponent	Score	RPI S Opponent	Score	Team's RPI: 119
10 H DePaul	67 80	36 H Marquette	50 60	53 A Villanova	49 51	136 A Massachusetts	72 63	
				58 A Yale	79 82	167 A Utah	67 60	
				87 N Ball St.	51 52	183 A New Mexico	68 86	
				96 H Boston College	76 60	205 A Georgetown	53 62	
						210 N Rhode Island	58 51	
						230 A Monmouth	68 52	
						266 H UMass Lowell	63 38	
						285 N LMU (CA)	48 45	
						314 A Bryant	76 32	
						341 A Hartford	75 57	
LAST 10 Division I								
87 N Ball St.	51 52	36 H Marquette	50 60					
183 A New Mexico	68 86	10 H DePaul	67 80					
167 A Utah	67 60	205 A Georgetown	53 62					
210 N Rhode Island	58 51	53 A Villanova	49 51					
314 A Bryant	76 32	285 N LMU (CA)	48 45					

Non-Div I Games:

Providence

■ Loss,
 ■ Non-Conf,
 S Site,
 ■ Home
 ■ Away
 N Neutral

Average RPI Win:	124	WON-LOST	WINNING	LAST 10	STRENGTH OF	OPP. STRENGTH	TEAM	ADJ.	CONF.	ADJ CONF.
Average RPI Loss:	18	RECORD	PCT. RANK	GAMES	SCHEDULE	OF SCHEDULE	RPI	RPI	RPI	RPI
DIV. I ONLY	11- 4	62	6-4	32	5	24	24	2	2	
DIV. I NON-CONF.	9- 3	64	4-3	62	6	22	22	3	3	
TOTALS	RPI 1-25	RPI 26-50	W-L RECORDS	RPI 51-100	RPI 101-150	RPI 150+				
11- 4	2- 3	0- 1	OVERALL	3- 0	1- 0	5- 0				
7- 1	0- 0	0- 1	HOME	2- 0	1- 0	4- 0				
2- 2	1- 2	0- 0	AWAY	0- 0	0- 0	1- 0				
2- 1	1- 1	0- 0	NEUTRAL	1- 0	0- 0	0- 0				
9- 3	1- 3	0- 0	NON-CONFERENCE	3- 0	0- 0	5- 0				
6- 0	0- 0	0- 0	HOME	2- 0	0- 0	4- 0				
1- 2	0- 2	0- 0	AWAY	0- 0	0- 0	1- 0				
2- 1	1- 1	0- 0	NEUTRAL	1- 0	0- 0	0- 0				
2- 1	1- 0	0- 1	CONFERENCE	0- 0	1- 0	0- 0				
1- 1	0- 0	0- 1	HOME	0- 0	1- 0	0- 0				
1- 0	1- 0	0- 0	AWAY	0- 0	0- 0	0- 0				
0- 0	0- 0	0- 0	NEUTRAL	0- 0	0- 0	0- 0				

RPI	S	Opponent	Score	RPI	S	Opponent	Score	RPI	S	Opponent	Score	RPI	S	Opponent	Score
6	A	South Carolina	49 85	40	H	Rutgers	53 59	51	N	Arizona St.	59 52	115	H	Wisconsin	72 61
8	N	Gonzaga	50 63					57	H	Western Ky.	67 50	158	H	Bowling Green	81 74
18	A	Virginia Tech	54 67					85	H	Kent St.	77 64	164	H	Northern Ill.	68 63
23	A	Ohio St.	66 50									221	A	Chattanooga	66 34
25	N	Drake	67 47									226	H	Western Ill.	66 59
												239	H	Milwaukee	68 55
LAST 10 Division I															
6	A	South Carolina	49 85	40	H	Rutgers	53 59	115	H	Wisconsin	72 61				
85	H	Kent St.	77 64	23	A	Ohio St.	66 50	158	H	Bowling Green	81 74				
18	A	Virginia Tech	54 67	57	H	Western Ky.	67 50								
8	N	Gonzaga	50 63												
51	N	Arizona St.	59 52												

Non-Div I Games:

Purdue

■ Loss,
 ■ Non-Conf, S Site,
 ■ Home
 ■ Away
 N Neutral

Average RPI Win:	330	WON-LOST	WINNING	LAST 10	STRENGTH OF	OPP. STRENGTH	TEAM	ADJ.	CONF.	ADJ CONF.
Average RPI Loss:	157	RECORD	PCT. RANK	GAMES	SCHEDULE	OF SCHEDULE	RPI	RPI	RPI	RPI
DIV. I ONLY	2- 11	319	1-9	173	295	313	313	17	17	
DIV. I NON-CONF.	2- 9	304	1-7	244	299	326	326	17	17	

TOTALS	RPI 1-25	RPI 26-50	W-L RECORDS	RPI 51-100	RPI 101-150	RPI 150+
2- 11	0- 0	0- 1	OVERALL	0- 2	0- 2	2- 6
2- 3	0- 0	0- 1	HOME	0- 1	0- 1	2- 0
0- 5	0- 0	0- 0	AWAY	0- 0	0- 1	0- 4
0- 3	0- 0	0- 0	NEUTRAL	0- 1	0- 0	0- 2
2- 9	0- 0	0- 0	NON-CONFERENCE	0- 2	0- 1	2- 6
2- 2	0- 0	0- 0	HOME	0- 1	0- 1	2- 0
0- 4	0- 0	0- 0	AWAY	0- 0	0- 0	0- 4
0- 3	0- 0	0- 0	NEUTRAL	0- 1	0- 0	0- 2
0- 2	0- 0	0- 1	CONFERENCE	0- 0	0- 1	0- 0
0- 1	0- 0	0- 1	HOME	0- 0	0- 0	0- 0
0- 1	0- 0	0- 0	AWAY	0- 0	0- 1	0- 0
0- 0	0- 0	0- 0	NEUTRAL	0- 0	0- 0	0- 0

RPI S	Opponent	Score	RPI S	Opponent	Score	RPI S	Opponent	Score	RPI S	Opponent	Score	Team's RPI: 313
34	H South Dakota	41 62	85	N Kent St.	67 75	138	H Southeast Mo. St.	48 58	140	A North Dakota	85 91	
			87	H Ball St.	52 83	155	A Butler	58 85	163	A Akron	53 64	
						198	A Eastern Mich.	40 64	203	N Texas Tech	48 82	
						230	N Monmouth	46 60	293	A SIUE	53 57	
						328	H Evansville	67 64	332	H UIC	61 50	
LAST 10 Division I												
293	A SIUE	53 57	140	A North Dakota	85 91							
230	N Monmouth	46 60	34	H South Dakota	41 62							
203	N Texas Tech	48 82	155	A Butler	58 85							
138	H Southeast Mo. St.	48 58	328	H Evansville	67 64							
85	N Kent St.	67 75	198	A Eastern Mich.	40 64							

Non-Div I Games: Heidelberg 82 55 Purdue Northwest 73 50

Purdue Fort Wayne

Loss, Non-Conf, S Site, H Home A Away N Neutral

Quinnipiac

Through Games Of Jan. 5, 2020

Average RPI Win:	234	WON-LOST	WINNING	LAST 10	STRENGTH OF	OPP. STRENGTH	TEAM	ADJ.	CONF.	ADJ CONF.
Average RPI Loss:	91	RECORD	PCT. RANK	GAMES	SCHEDULE	OF SCHEDULE	RPI	RPI	RPI	RPI
DIV. I ONLY	4- 7	234	4-6	187	67	216	216	24	24	
DIV. I NON-CONF.	3- 6	235	3-5	79	108	185	185	24	24	
TOTALS	RPI 1-25	RPI 26-50	W-L RECORDS	RPI 51-100	RPI 101-150	RPI 150+				
4- 7	0- 0	0- 1	OVERALL	1- 3	0- 2	3- 1				
2- 4	0- 0	0- 0	HOME	1- 1	0- 2	1- 1				
2- 3	0- 0	0- 1	AWAY	0- 2	0- 0	2- 0				
0- 0	0- 0	0- 0	NEUTRAL	0- 0	0- 0	0- 0				
3- 6	0- 0	0- 1	NON-CONFERENCE	1- 3	0- 2	2- 0				
2- 3	0- 0	0- 0	HOME	1- 1	0- 2	1- 0				
1- 3	0- 0	0- 1	AWAY	0- 2	0- 0	1- 0				
0- 0	0- 0	0- 0	NEUTRAL	0- 0	0- 0	0- 0				
1- 1	0- 0	0- 0	CONFERENCE	0- 0	0- 0	1- 1				
0- 1	0- 0	0- 0	HOME	0- 0	0- 0	0- 1				
1- 0	0- 0	0- 0	AWAY	0- 0	0- 0	1- 0				
0- 0	0- 0	0- 0	NEUTRAL	0- 0	0- 0	0- 0				

RPI 1-25				RPI 26-50				RPI 51-100				RPI 101+				Team's RPI: 216	
RPI	S	Opponent	Score	RPI	S	Opponent	Score	RPI	S	Opponent	Score	RPI	S	Opponent	Score		
				30	A	Maryland	52 107	54	A	UCF	58 80	125	H	Harvard	68 77		
								58	A	Yale	59 63	132	H	George Washington	67 78		
								69	H	Drexel	62 66	166	H	Iona	71 75		
								82	H	Bucknell	76 69	210	H	Rhode Island	75 63		
												304	A	Siena	66 52		
												341	A	Hartford	87 50		
LAST 10 Division I																	
				132	H	George Washington	67 78	304	A	Siena	66 52						
				125	H	Harvard	68 77	166	H	Iona	71 75						
				30	A	Maryland	52 107	341	A	Hartford	87 50						
				82	H	Bucknell	76 69	210	H	Rhode Island	75 63						
				58	A	Yale	59 63	54	A	UCF	58 80						

Non-Div I Games:

Quinnipiac

Loss, Non-Conf, S Site, H Home A Away N Neutral

Average RPI Win:	303	WON-LOST	WINNING	LAST 10	STRENGTH OF	OPP. STRENGTH	TEAM	ADJ.	CONF.	ADJ CONF.
Average RPI Loss:	124	RECORD	PCT. RANK	GAMES	SCHEDULE	OF SCHEDULE	RPI	RPI	RPI	RPI
DIV. I ONLY	4- 7	234	4-6	298	103	265	265	27	27	
DIV. I NON-CONF.	2- 7	288	2-6	216	86	250	250	27	27	
TOTALS	RPI 1-25	RPI 26-50	W-L RECORDS	RPI 51-100	RPI 101-150	RPI 150+				
4- 7	0- 1	0- 1	OVERALL	0- 2	0- 0	4- 3				
2- 2	0- 0	0- 0	HOME	0- 0	0- 0	2- 2				
2- 5	0- 1	0- 1	AWAY	0- 2	0- 0	2- 1				
0- 0	0- 0	0- 0	NEUTRAL	0- 0	0- 0	0- 0				
2- 7	0- 1	0- 1	NON-CONFERENCE	0- 2	0- 0	2- 3				
0- 2	0- 0	0- 0	HOME	0- 0	0- 0	0- 2				
2- 5	0- 1	0- 1	AWAY	0- 2	0- 0	2- 1				
0- 0	0- 0	0- 0	NEUTRAL	0- 0	0- 0	0- 0				
2- 0	0- 0	0- 0	CONFERENCE	0- 0	0- 0	2- 0				
2- 0	0- 0	0- 0	HOME	0- 0	0- 0	2- 0				
0- 0	0- 0	0- 0	AWAY	0- 0	0- 0	0- 0				
0- 0	0- 0	0- 0	NEUTRAL	0- 0	0- 0	0- 0				

RPI 1-25				RPI 26-50				RPI 51-100				RPI 101+ Team's RPI: 265			
RPI	S	Opponent	Score	RPI	S	Opponent	Score	RPI	S	Opponent	Score	RPI	S	Opponent	Score
23	A	Ohio St.	57 70	32	A	West Virginia	37 74	61	A	Vanderbilt	46 80	174	H	American	55 59
								79	A	Alabama	51 85	222	H	Mt. St. Mary's	58 75
												231	A	ETSU	67 43
												278	A	Morehead St.	62 73
												294	H	Presbyterian	54 42
												342	H	Charleston So.	72 35
												344	A	South Carolina St.	60 45
LAST 10 Division I															
				278	A	Morehead St.	62 73	342	H	Charleston So.	72 35				
				222	H	Mt. St. Mary's	58 75	294	H	Presbyterian	54 42				
				231	A	ETSU	67 43	79	A	Alabama	51 85				
				32	A	West Virginia	37 74	174	H	American	55 59				
				344	A	South Carolina St.	60 45	23	A	Ohio St.	57 70				

Non-Div I Games:

Radford

Rhode Island

Through Games Of Jan. 5, 2020

Average RPI Win:	252	WON-LOST	WINNING	LAST 10	STRENGTH OF	OPP. STRENGTH	TEAM	ADJ.	CONF.	ADJ CONF.
Average RPI Loss:	146	RECORD	PCT. RANK	GAMES	SCHEDULE	OF SCHEDULE	RPI	RPI	RPI	RPI
DIV. I ONLY	7- 6	152	5-5	250	311	210	210	12	12	
DIV. I NON-CONF.	7- 5	130	5-4	240	328	179	179	11	11	
TOTALS	RPI 1-25	RPI 26-50	W-L RECORDS	RPI 51-100	RPI 101-150	RPI 150+				
7- 6	0- 0	0- 0	OVERALL	0- 1	2- 3	5- 2				
5- 1	0- 0	0- 0	HOME	0- 0	2- 0	3- 1				
1- 4	0- 0	0- 0	AWAY	0- 1	0- 2	1- 1				
1- 1	0- 0	0- 0	NEUTRAL	0- 0	0- 1	1- 0				
7- 5	0- 0	0- 0	NON-CONFERENCE	0- 1	2- 3	5- 1				
5- 0	0- 0	0- 0	HOME	0- 0	2- 0	3- 0				
1- 4	0- 0	0- 0	AWAY	0- 1	0- 2	1- 1				
1- 1	0- 0	0- 0	NEUTRAL	0- 0	0- 1	1- 0				
0- 1	0- 0	0- 0	CONFERENCE	0- 0	0- 0	0- 1				
0- 1	0- 0	0- 0	HOME	0- 0	0- 0	0- 1				
0- 0	0- 0	0- 0	AWAY	0- 0	0- 0	0- 0				
0- 0	0- 0	0- 0	NEUTRAL	0- 0	0- 0	0- 0				

RPI 1-25				RPI 26-50				RPI 51-100				RPI 101+				Team's RPI: 210	
RPI	S	Opponent	Score	RPI	S	Opponent	Score	RPI	S	Opponent	Score	RPI	S	Opponent	Score		
								96	A	Boston College	55	66	103	H	Holy Cross	73	58
													119	N	Providence	51	58
													125	A	Harvard	58	61
													140	A	North Dakota	61	67
													148	H	Robert Morris	71	59
													177	H	VCU	54	75
													216	A	Quinnipiac	63	75
													259	N	Brown	89	44
													271	H	Fairfield	74	41
													296	H	Vermont	77	74
													341	A	Hartford	68	56
													347	H	LIU Brooklyn	79	56
LAST 10 Division I																	
				259	N	Brown	89	44					177	H	VCU	54	75
				103	H	Holy Cross	73	58					125	A	Harvard	58	61
				271	H	Fairfield	74	41					216	A	Quinnipiac	63	75
				296	H	Vermont	77	74					148	H	Robert Morris	71	59
				96	A	Boston College	55	66					119	N	Providence	51	58

Non-Div I Games:

Rhode Island

 Loss,
 Non-Conf,
 S Site,
 H Home
 A Away
N Neutral

Average RPI Win:	243	WON-LOST	WINNING	LAST 10	STRENGTH OF	OPP. STRENGTH	TEAM	ADJ.	CONF.	ADJ CONF.
Average RPI Loss:	58	RECORD	PCT. RANK	GAMES	SCHEDULE	OF SCHEDULE	RPI	RPI	RPI	RPI
DIV. I ONLY	7- 6	152	5-5	237	24	184	184	13	13	
DIV. I NON-CONF.	5- 6	187	3-5	255	9	209	209	15	15	
TOTALS	RPI 1-25	RPI 26-50	W-L RECORDS	RPI 51-100	RPI 101-150	RPI 150+				
7- 6	0- 2	0- 2	OVERALL	1- 1	0- 0	6- 1				
6- 1	0- 1	0- 0	HOME	1- 0	0- 0	5- 0				
1- 3	0- 0	0- 1	AWAY	0- 1	0- 0	1- 1				
0- 2	0- 1	0- 1	NEUTRAL	0- 0	0- 0	0- 0				
5- 6	0- 2	0- 2	NON-CONFERENCE	0- 1	0- 0	5- 1				
4- 1	0- 1	0- 0	HOME	0- 0	0- 0	4- 0				
1- 3	0- 0	0- 1	AWAY	0- 1	0- 0	1- 1				
0- 2	0- 1	0- 1	NEUTRAL	0- 0	0- 0	0- 0				
2- 0	0- 0	0- 0	CONFERENCE	1- 0	0- 0	1- 0				
2- 0	0- 0	0- 0	HOME	1- 0	0- 0	1- 0				
0- 0	0- 0	0- 0	AWAY	0- 0	0- 0	0- 0				
0- 0	0- 0	0- 0	NEUTRAL	0- 0	0- 0	0- 0				

RPI 1-25			RPI 26-50			RPI 51-100			RPI 101+			Team's RPI: 184
RPI	S	Opponent	Score	RPI	S	Opponent	Score	RPI	S	Opponent	Score	
9	H	Texas A&M	61 62	27	N	Georgia Tech	52 54	57	H	Western Ky.	73 65	181 H Little Rock 66 40
18	N	Virginia Tech	45 54	29	A	Oklahoma St.	38 69	72	A	Texas Southern	56 63	195 A SMU 43 55
												247 H Northern Ariz. 71 57
												282 H Prairie View 77 55
												302 H Marshall 81 43
												310 H Nicholls St. 71 47
												320 A McNeese 81 50
LAST 10 Division I												
72	A	Texas Southern	56 63	57	H	Western Ky.	73 65					
247	H	Northern Ariz.	71 57	302	H	Marshall	81 43					
320	A	McNeese	81 50	27	N	Georgia Tech	52 54					
29	A	Oklahoma St.	38 69	18	N	Virginia Tech	45 54					
9	H	Texas A&M	61 62	282	H	Prairie View	77 55					

Non-Div I Games:

Rice

■ Loss,
 ■ Non-Conf,
 S Site,
 ■ Home
 ■ Away
 N Neutral

Average RPI Win:	172	WON-LOST	WINNING	LAST 10	STRENGTH OF	OPP. STRENGTH	TEAM	ADJ.	CONF.	ADJ CONF.
Average RPI Loss:	111	RECORD	PCT. RANK	GAMES	SCHEDULE	OF SCHEDULE	RPI	RPI	RPI	RPI
DIV. I ONLY	7- 8	185	3-7	53	210	101	101	12	12	
DIV. I NON-CONF.	7- 7	163	3-6	48	227	91	91	11	11	
TOTALS	RPI 1-25	RPI 26-50	W-L RECORDS	RPI 51-100	RPI 101-150	RPI 150+				
7- 8	0- 0	0- 2	OVERALL	0- 2	3- 2	4- 2				
3- 1	0- 0	0- 0	HOME	0- 1	1- 0	2- 0				
4- 4	0- 0	0- 2	AWAY	0- 1	2- 1	2- 0				
0- 3	0- 0	0- 0	NEUTRAL	0- 0	0- 1	0- 2				
7- 7	0- 0	0- 2	NON-CONFERENCE	0- 2	3- 1	4- 2				
3- 1	0- 0	0- 0	HOME	0- 1	1- 0	2- 0				
4- 3	0- 0	0- 2	AWAY	0- 1	2- 0	2- 0				
0- 3	0- 0	0- 0	NEUTRAL	0- 0	0- 1	0- 2				
0- 1	0- 0	0- 0	CONFERENCE	0- 0	0- 1	0- 0				
0- 0	0- 0	0- 0	HOME	0- 0	0- 0	0- 0				
0- 1	0- 0	0- 0	AWAY	0- 0	0- 1	0- 0				
0- 0	0- 0	0- 0	NEUTRAL	0- 0	0- 0	0- 0				

RPI 1-25				RPI 26-50				RPI 51-100				RPI 101+				Team's RPI: 101	
RPI	S	Opponent	Score	RPI	S	Opponent	Score	RPI	S	Opponent	Score	RPI	S	Opponent	Score		
				46	A	Charlotte	59 78	69	A	Drexel	52 58	110	A	UNC Greensboro	70 62		
				50	A	Old Dominion	51 73	87	H	Furman	69 70	120	A	Saint Joseph's	56 67		
												123	A	Coastal Caro.	79 67		
												127	H	William & Mary	76 73		
												135	N	Bradley	57 61		
												156	N	Hampton	65 69		
												169	H	Fla. Atlantic	57 55		
												179	H	Norfolk St.	77 69		
												205	A	Georgetown	51 49		
												222	N	Mt. St. Mary's	67 75		
												289	A	UMES	64 52		
LAST 10 Division I																	
				87	H	Furman	69 70	120	A	Saint Joseph's	56 67						
				289	A	UMES	64 52	179	H	Norfolk St.	77 69						
				135	N	Bradley	57 61	156	N	Hampton	65 69						
				123	A	Coastal Caro.	79 67	222	N	Mt. St. Mary's	67 75						
				69	A	Drexel	52 58	50	A	Old Dominion	51 73						

Non-Div I Games:

Richmond

■ Loss,
 ■ Non-Conf,
 ■ S Site,
 ■ H Home
 ■ A Away
 N Neutral

Average RPI Win:	230	WON-LOST	WINNING	LAST 10	STRENGTH OF	OPP. STRENGTH	TEAM	ADJ.	CONF.	ADJ CONF.
Average RPI Loss:	50	RECORD	PCT. RANK	GAMES	SCHEDULE	OF SCHEDULE	RPI	RPI	RPI	RPI
DIV. I ONLY	9- 2	37	9-1	342	15	139	139	24	24	
DIV. I NON-CONF.	7- 2	56	7-1	332	21	131	131	24	24	
TOTALS	RPI 1-25	RPI 26-50	W-L RECORDS	RPI 51-100	RPI 101-150	RPI 150+				
9- 2	0- 1	0- 0	OVERALL	0- 1	0- 0	9- 0				
4- 0	0- 0	0- 0	HOME	0- 0	0- 0	4- 0				
4- 1	0- 1	0- 0	AWAY	0- 0	0- 0	4- 0				
1- 1	0- 0	0- 0	NEUTRAL	0- 1	0- 0	1- 0				
7- 2	0- 1	0- 0	NON-CONFERENCE	0- 1	0- 0	7- 0				
3- 0	0- 0	0- 0	HOME	0- 0	0- 0	3- 0				
3- 1	0- 1	0- 0	AWAY	0- 0	0- 0	3- 0				
1- 1	0- 0	0- 0	NEUTRAL	0- 1	0- 0	1- 0				
2- 0	0- 0	0- 0	CONFERENCE	0- 0	0- 0	2- 0				
1- 0	0- 0	0- 0	HOME	0- 0	0- 0	1- 0				
1- 0	0- 0	0- 0	AWAY	0- 0	0- 0	1- 0				
0- 0	0- 0	0- 0	NEUTRAL	0- 0	0- 0	0- 0				

RPI 1-25				RPI 26-50				RPI 51-100				RPI 101+				Team's RPI: 139	
RPI	S	Opponent	Score	RPI	S	Opponent	Score	RPI	S	Opponent	Score	RPI	S	Opponent	Score		
19	A	Princeton	47 80					81	N	North Florida	70 80	166	A	Iona	81 37		
												194	H	La Salle	70 43		
												201	A	Penn St.	78 70		
												205	A	Georgetown	65 64		
												241	A	Delaware St.	71 69		
												250	H	Xavier	64 57		
												255	H	Niagara	79 75		
												269	H	Wagner	77 63		
												288	N	Lipscomb	81 76		
LAST 10 Division I																	
194	H	La Salle	70 43	166	A	Iona	81 37										
81	N	North Florida	70 80	255	H	Niagara	79 75										
288	N	Lipscomb	81 76	241	A	Delaware St.	71 69										
250	H	Xavier	64 57	269	H	Wagner	77 63										
201	A	Penn St.	78 70	205	A	Georgetown	65 64										

Non-Div I Games:

Rider

Average RPI Win:	222	WON-LOST	WINNING	LAST 10	STRENGTH OF	OPP. STRENGTH	TEAM	ADJ.	CONF.	ADJ CONF.
Average RPI Loss:	117	RECORD	PCT. RANK	GAMES	SCHEDULE	OF SCHEDULE	RPI	RPI	RPI	RPI
DIV. I ONLY	6- 6	168	5-5	208	136	148	148	30	30	
DIV. I NON-CONF.	4- 6	212	3-5	137	117	169	169	30	30	
TOTALS	RPI 1-25	RPI 26-50	W-L RECORDS	RPI 51-100	RPI 101-150	RPI 150+				
6- 6	0- 1	0- 1	OVERALL	0- 1	0- 1	6- 2				
2- 2	0- 0	0- 0	HOME	0- 0	0- 1	2- 1				
4- 4	0- 1	0- 1	AWAY	0- 1	0- 0	4- 1				
0- 0	0- 0	0- 0	NEUTRAL	0- 0	0- 0	0- 0				
4- 6	0- 1	0- 1	NON-CONFERENCE	0- 1	0- 1	4- 2				
2- 2	0- 0	0- 0	HOME	0- 0	0- 1	2- 1				
2- 4	0- 1	0- 1	AWAY	0- 1	0- 0	2- 1				
0- 0	0- 0	0- 0	NEUTRAL	0- 0	0- 0	0- 0				
2- 0	0- 0	0- 0	CONFERENCE	0- 0	0- 0	2- 0				
0- 0	0- 0	0- 0	HOME	0- 0	0- 0	0- 0				
2- 0	0- 0	0- 0	AWAY	0- 0	0- 0	2- 0				
0- 0	0- 0	0- 0	NEUTRAL	0- 0	0- 0	0- 0				

RPI 1-25				RPI 26-50				RPI 51-100				RPI 101+ Team's RPI: 148			
RPI	S	Opponent	Score	RPI	S	Opponent	Score	RPI	S	Opponent	Score	RPI	S	Opponent	Score
21	A	TCU	61 66	26	A	James Madison	32 59	85	A	Kent St.	81 82	146	H	Columbia	59 61
												179	A	Norfolk St.	69 62
												182	H	Youngstown St.	58 43
												190	A	Merrimack	68 62
												194	A	La Salle	71 68
												210	A	Rhode Island	59 71
												212	H	Delaware	62 73
												250	H	Xavier	71 57
												336	A	Central Conn. St.	86 56
LAST 10 Division I															
212	H	Delaware	62 73	190	A	Merrimack	68 62								
250	H	Xavier	71 57	336	A	Central Conn. St.	86 56								
85	A	Kent St.	81 82	26	A	James Madison	32 59								
146	H	Columbia	59 61	179	A	Norfolk St.	69 62								
182	H	Youngstown St.	58 43	210	A	Rhode Island	59 71								

Non-Div I Games: Pitt.-Johnstown 63 30

Robert Morris

■ Loss,
■ Non-Conf,
■ S Site,
■ H Home
■ A Away
N Neutral

Average RPI Win:	170	WON-LOST	WINNING	LAST 10	STRENGTH OF	OPP. STRENGTH	TEAM	ADJ.	CONF.	ADJ CONF.
Average RPI Loss:	30	RECORD	PCT. RANK	GAMES	SCHEDULE	OF SCHEDULE	RPI	RPI	RPI	RPI
DIV. I ONLY	12- 2	25	8-2	147	43	40	40	2	2	
DIV. I NON-CONF.	10- 1	19	6-1	263	61	54	54	3	3	
TOTALS	RPI 1-25	RPI 26-50	W-L RECORDS	RPI 51-100	RPI 101-150	RPI 150+				
12- 2	1- 1	2- 1	OVERALL	1- 0	2- 0	6- 0				
7- 1	0- 1	1- 0	HOME	0- 0	1- 0	5- 0				
3- 1	1- 0	0- 1	AWAY	0- 0	1- 0	1- 0				
2- 0	0- 0	1- 0	NEUTRAL	1- 0	0- 0	0- 0				
10- 1	0- 0	2- 1	NON-CONFERENCE	1- 0	1- 0	6- 0				
7- 0	0- 0	1- 0	HOME	0- 0	1- 0	5- 0				
1- 1	0- 0	0- 1	AWAY	0- 0	0- 0	1- 0				
2- 0	0- 0	1- 0	NEUTRAL	1- 0	0- 0	0- 0				
2- 1	1- 1	0- 0	CONFERENCE	0- 0	1- 0	0- 0				
0- 1	0- 1	0- 0	HOME	0- 0	0- 0	0- 0				
2- 0	1- 0	0- 0	AWAY	0- 0	1- 0	0- 0				
0- 0	0- 0	0- 0	NEUTRAL	0- 0	0- 0	0- 0				

RPI 1-25				RPI 26-50				Team's RPI: 40				RPI 51-100				RPI 101+			
RPI	S	Opponent	Score	RPI	S	Opponent	Score	RPI	S	Opponent	Score	RPI	S	Opponent	Score	RPI	S	Opponent	Score
12	H	Indiana	56 66	27	N	Georgia Tech	46 43	61	N	Vanderbilt	62 56	115	A	Wisconsin	64 61				
24	A	Purdue	59 53	31	H	Virginia	73 63					125	H	Harvard	74 46				
				48	A	LSU	58 64					244	H	Southern U.	78 58				
												253	H	Towson	67 53				
												255	H	Niagara	87 37				
												264	A	South Alabama	77 56				
												302	H	Marshall	66 41				
												340	H	Coppin St.	107 33				
LAST 10 Division I																			
253	H	Towson	67 53	24	A	Purdue	59 53												
31	H	Virginia	73 63	12	H	Indiana	56 66												
27	N	Georgia Tech	46 43	115	A	Wisconsin	64 61												
61	N	Vanderbilt	62 56	302	H	Marshall	66 41												
48	A	LSU	58 64	244	H	Southern U.	78 58												

Non-Div I Games:

Rutgers

■ Loss,
 ■ Non-Conf, S Site,
 ■ Home
 ■ Away
 N Neutral

TOTALS	RPI 1-25	RPI 26-50	W-L RECORDS	RPI 51-100	RPI 101-150	RPI 150+
7- 3	0- 0	0- 0	OVERALL	0- 2	0- 1	7- 0
3- 1	0- 0	0- 0	HOME	0- 1	0- 0	3- 0
3- 2	0- 0	0- 0	AWAY	0- 1	0- 1	3- 0
1- 0	0- 0	0- 0	NEUTRAL	0- 0	0- 0	1- 0
4- 2	0- 0	0- 0	NON-CONFERENCE	0- 2	0- 0	4- 0
1- 1	0- 0	0- 0	HOME	0- 1	0- 0	1- 0
2- 1	0- 0	0- 0	AWAY	0- 1	0- 0	2- 0
1- 0	0- 0	0- 0	NEUTRAL	0- 0	0- 0	1- 0
3- 1	0- 0	0- 0	CONFERENCE	0- 0	0- 1	3- 0
2- 0	0- 0	0- 0	HOME	0- 0	0- 0	2- 0
1- 1	0- 0	0- 0	AWAY	0- 0	0- 1	1- 0
0- 0	0- 0	0- 0	NEUTRAL	0- 0	0- 0	0- 0

RPI 1-25			RPI 26-50			RPI 51-100			RPI 101+			Team's RPI: 176			
RPI	S	Opponent	Score	RPI	S	Opponent	Score	RPI	S	Opponent	Score	RPI	S	Opponent	Score
								54	H	UCF	63	114	A	New Orleans	50 53
								55	A	Oklahoma	75	214	A	Tulsa	67 63
												229	H	Southeastern La.	77 51
												281	N	UC Santa Barbara	67 56
												303	A	Nevada	80 65
												311	A	Houston Baptist	59 42
												317	H	Alcorn	67 62
												320	H	McNeese	82 51
LAST 10 Division I															
				281	N	UC Santa Barbara	67 56	114	A	New Orleans	50 53				
				55	A	Oklahoma	62 75	229	H	Southeastern La.	77 51				
				54	H	UCF	57 63	320	H	McNeese	82 51				
				317	H	Alcorn	67 62	311	A	Houston Baptist	59 42				
				214	A	Tulsa	67 63	303	A	Nevada	80 65				

SFA

Page 243

SIUE										
Average RPI Win:	327	WON-LOST	WINNING	LAST 10	STRENGTH OF	OPP. STRENGTH	TEAM	ADJ.	CONF.	ADJ CONF.
Average RPI Loss:	133	RECORD	PCT. RANK	GAMES	SCHEDULE	OF SCHEDULE	RPI	RPI	RPI	RPI
DIV. I ONLY	3- 9	281	2-8	231	200	293	293	20	20	
DIV. I NON-CONF.	2- 8	295	1-7	164	221	305	305	21	21	

TOTALS	RPI 1-25	RPI 26-50	W-L RECORDS	RPI 51-100	RPI 101-150	RPI 150+				
3- 9	0- 0	0- 0	OVERALL	0- 5	0- 1	3- 3				
2- 3	0- 0	0- 0	HOME	0- 3	0- 0	2- 0				
1- 5	0- 0	0- 0	AWAY	0- 2	0- 1	1- 2				
0- 1	0- 0	0- 0	NEUTRAL	0- 0	0- 0	0- 1				
2- 8	0- 0	0- 0	NON-CONFERENCE	0- 5	0- 0	2- 3				
2- 3	0- 0	0- 0	HOME	0- 3	0- 0	2- 0				
0- 4	0- 0	0- 0	AWAY	0- 2	0- 0	0- 2				
0- 1	0- 0	0- 0	NEUTRAL	0- 0	0- 0	0- 1				
1- 1	0- 0	0- 0	CONFERENCE	0- 0	0- 1	1- 0				
0- 0	0- 0	0- 0	HOME	0- 0	0- 0	0- 0				
1- 1	0- 0	0- 0	AWAY	0- 0	0- 1	1- 0				
0- 0	0- 0	0- 0	NEUTRAL	0- 0	0- 0	0- 0				

RPI 1-25				RPI 26-50				RPI 51-100				RPI 101+				Team's RPI: 293	
RPI	S	Opponent	Score	RPI	S	Opponent	Score	RPI	S	Opponent	Score	RPI	S	Opponent	Score		
								60	H	Southern Ill.	67	103	112	A	Belmont	48	69
								71	A	Nebraska	49	63	172	A	Missouri	51	68
								73	H	Saint Louis	35	68	209	N	North Ala.	67	85
								82	A	Illinois St.	53	74	313	H	Purdue Fort Wayne	57	53
								95	H	Loyola Chicago	50	63	319	A	Georgia St.	73	74
													328	H	Evansville	85	74
													339	A	Tennessee St.	76	63
LAST 10 Division I																	
				95	H	Loyola Chicago	50	63	339	A	Tennessee St.	76	63				
				313	H	Purdue Fort Wayne	57	53	112	A	Belmont	48	69				
				172	A	Missouri	51	68	319	A	Georgia St.	73	74				
				73	H	Saint Louis	35	68	209	N	North Ala.	67	85				
				71	A	Nebraska	49	63	82	A	Illinois St.	53	74				

Non-Div I Games: Quincy

65 70

SIUE

SMU				STRENGTH OF SCHEDULE	OPP. STRENGTH OF SCHEDULE	TEAM RPI	ADJ. RPI	CONF. RPI	ADJ CONF. RPI
Average RPI Win:	228	WON-LOST RECORD	WINNING PCT. RANK						
Average RPI Loss:	92		LAST 10 GAMES						
DIV. I ONLY	6- 7	188	4-6	90	163	195	195	8	8
DIV. I NON-CONF.	6- 6	163	4-5	149	204	207	207	8	8

TOTALS	RPI 1-25		RPI 26-50	W-L RECORDS	RPI 51-100	RPI 101-150		RPI 150+	
6- 7	0- 2		0- 0	OVERALL	0- 1	1- 3		5- 1	
5- 5	0- 2		0- 0	HOME	0- 0	1- 2		4- 1	
0- 2	0- 0		0- 0	AWAY	0- 1	0- 1		0- 0	
1- 0	0- 0		0- 0	NEUTRAL	0- 0	0- 0		1- 0	
6- 6	0- 1		0- 0	NON-CONFERENCE	0- 1	1- 3		5- 1	
5- 4	0- 1		0- 0	HOME	0- 0	1- 2		4- 1	
0- 2	0- 0		0- 0	AWAY	0- 1	0- 1		0- 0	
1- 0	0- 0		0- 0	NEUTRAL	0- 0	0- 0		1- 0	
0- 1	0- 1		0- 0	CONFERENCE	0- 0	0- 0		0- 0	
0- 1	0- 1		0- 0	HOME	0- 0	0- 0		0- 0	
0- 0	0- 0		0- 0	AWAY	0- 0	0- 0		0- 0	
0- 0	0- 0		0- 0	NEUTRAL	0- 0	0- 0		0- 0	

RPI 1-25				RPI 26-50				RPI 51-100				RPI 101+ Team's RPI: 195			
RPI	S	Opponent	Score	RPI	S	Opponent	Score	RPI	S	Opponent	Score	RPI	S	Opponent	Score
1	H	UConn	42 80					94	A	Pacific	49 77	117	A	UT Arlington	46 51
21	H	TCU	56 57									124	H	Wright St.	61 69
												126	H	Northern Colo.	52 61
												140	H	North Dakota	66 51
												159	H	George Mason	58 59
												184	H	Rice	55 43
												219	H	UTEP	60 56
												248	H	UC Irvine	59 56
												254	N	CSUN	68 58
												320	H	McNeese	81 60

LAST 10 Division I															
140	H	North Dakota	66 51	1	H	UConn	42 80								
124	H	Wright St.	61 69	159	H	George Mason	58 59								
94	A	Pacific	49 77	248	H	UC Irvine	59 56								
254	N	CSUN	68 58	117	A	UT Arlington	46 51								
21	H	TCU	56 57	219	H	UTEP	60 56								

Non-Div I Games:

SMU

■ Loss,
 ■ Non-Conf,
 ■ S Site,
 ■ H Home
 ■ A Away
 N Neutral

Average RPI Win:	0	WON-LOST	WINNING	LAST 10	STRENGTH OF	OPP. STRENGTH	TEAM	ADJ.	CONF.	ADJ CONF.
Average RPI Loss:	213	RECORD	PCT. RANK	GAMES	SCHEDULE	OF SCHEDULE	RPI	RPI	RPI	RPI
DIV. I ONLY	0- 10	343	0-10	312	255	348	348	21	21	
DIV. I NON-CONF.	0- 7	338	0-7	324	272	351	351	19	19	
TOTALS	RPI 1-25	RPI 26-50	W-L RECORDS	RPI 51-100	RPI 101-150	RPI 150+				
0- 10	0- 1	0- 0	OVERALL	0- 0	0- 2	0- 7				
0- 3	0- 1	0- 0	HOME	0- 0	0- 2	0- 0				
0- 7	0- 0	0- 0	AWAY	0- 0	0- 0	0- 7				
0- 0	0- 0	0- 0	NEUTRAL	0- 0	0- 0	0- 0				
0- 7	0- 1	0- 0	NON-CONFERENCE	0- 0	0- 0	0- 6				
0- 1	0- 1	0- 0	HOME	0- 0	0- 0	0- 0				
0- 6	0- 0	0- 0	AWAY	0- 0	0- 0	0- 6				
0- 0	0- 0	0- 0	NEUTRAL	0- 0	0- 0	0- 0				
0- 3	0- 0	0- 0	CONFERENCE	0- 0	0- 2	0- 1				
0- 2	0- 0	0- 0	HOME	0- 0	0- 2	0- 0				
0- 1	0- 0	0- 0	AWAY	0- 0	0- 0	0- 1				
0- 0	0- 0	0- 0	NEUTRAL	0- 0	0- 0	0- 0				

RPI 1-25				RPI 26-50				RPI 51-100				RPI 101+ Team's RPI: 348			
RPI	S	Opponent	Score	RPI	S	Opponent	Score	RPI	S	Opponent	Score	RPI	S	Opponent	Score
23	H	Ohio St.	74 104									113	H	Montana St.	48 85
												149	H	Montana	60 64
												180	A	San Francisco	82 87
												206	A	San Jose St.	67 73
												223	A	UC Davis	75 77
												273	A	Idaho St.	62 80
												303	A	Nevada	72 83
												325	A	Cal Poly	43 62
												334	A	Seattle U	84 88
LAST 10 Division I															
334	A	Seattle U	84 88	273	A	Idaho St.	62 80								
223	A	UC Davis	75 77	149	H	Montana	60 64								
325	A	Cal Poly	43 62	113	H	Montana St.	48 85								
206	A	San Jose St.	67 73	23	H	Ohio St.	74 104								
303	A	Nevada	72 83	180	A	San Francisco	82 87								

Non-Div I Games: Cal Maritime 86 55 Pacific Union 94 35

Sacramento St.

Loss, Non-Conf, S Site, H Home A Away N Neutral

Sacred Heart

Through Games Of Jan. 5, 2020

Average RPI Win:	277	WON-LOST	WINNING	LAST 10	STRENGTH OF	OPP. STRENGTH	TEAM	ADJ.	CONF.	ADJ CONF.
Average RPI Loss:	128	RECORD	PCT. RANK	GAMES	SCHEDULE	OF SCHEDULE	RPI	RPI	RPI	RPI
DIV. I ONLY	4- 8	244	3-7	182	208	225	225	30	30	
DIV. I NON-CONF.	2- 8	295	1-7	141	234	278	278	30	30	
TOTALS	RPI 1-25	RPI 26-50	W-L RECORDS	RPI 51-100	RPI 101-150	RPI 150+				
4- 8	0- 0	0- 0	OVERALL	0- 4	0- 2	4- 2				
2- 1	0- 0	0- 0	HOME	0- 0	0- 1	2- 0				
1- 6	0- 0	0- 0	AWAY	0- 3	0- 1	1- 2				
1- 1	0- 0	0- 0	NEUTRAL	0- 1	0- 0	1- 0				
2- 8	0- 0	0- 0	NON-CONFERENCE	0- 4	0- 2	2- 2				
1- 1	0- 0	0- 0	HOME	0- 0	0- 1	1- 0				
0- 6	0- 0	0- 0	AWAY	0- 3	0- 1	0- 2				
1- 1	0- 0	0- 0	NEUTRAL	0- 1	0- 0	1- 0				
2- 0	0- 0	0- 0	CONFERENCE	0- 0	0- 0	2- 0				
1- 0	0- 0	0- 0	HOME	0- 0	0- 0	1- 0				
1- 0	0- 0	0- 0	AWAY	0- 0	0- 0	1- 0				
0- 0	0- 0	0- 0	NEUTRAL	0- 0	0- 0	0- 0				

RPI 1-25			RPI 26-50			RPI 51-100			RPI 101+			Team's RPI: 225
RPI	S	Opponent	Score	RPI	S	Opponent	Score	RPI	S	Opponent	Score	
						58 A Yale	40 87	103 H Holy Cross		52 65		
						71 N Nebraska	49 72	120 A Saint Joseph's		44 71		
						75 A Seton Hall	69 95	190 H Merrimack		63 60		
						92 A Stony Brook	50 54	201 A Penn St.		65 88		
								269 A Wagner		79 65		
								304 A Siena		57 68		
								321 N Detroit Mercy		66 60		
								329 H Hofstra		71 44		
LAST 10 Division I												
						120 A Saint Joseph's	44 71	269 A Wagner		79 65		
						71 N Nebraska	49 72	190 H Merrimack		63 60		
						321 N Detroit Mercy	66 60	201 A Penn St.		65 88		
						92 A Stony Brook	50 54	58 A Yale		40 87		
						304 A Siena	57 68	103 H Holy Cross		52 65		

Non-Div I Games: Bridgeport 77 63

Sacred Heart

Loss, Non-Conf, S Site, H Home A Away N Neutral

Average RPI Win:	283	WON-LOST	WINNING	LAST 10	STRENGTH OF	OPP. STRENGTH	TEAM	ADJ.	CONF.	ADJ CONF.
Average RPI Loss:	105	RECORD	PCT. RANK	GAMES	SCHEDULE	OF SCHEDULE	RPI	RPI	RPI	RPI
DIV. I ONLY	4- 9	259	3-7	126	179	193	193	30	30	
DIV. I NON-CONF.	2- 9	304	1-7	46	141	198	198	30	30	
TOTALS	RPI 1-25	RPI 26-50	W-L RECORDS	RPI 51-100	RPI 101-150	RPI 150+				
4- 9	0- 1	0- 2	OVERALL	0- 2	0- 2	4- 2				
0- 3	0- 0	0- 0	HOME	0- 1	0- 1	0- 1				
3- 5	0- 1	0- 1	AWAY	0- 1	0- 1	3- 1				
1- 1	0- 0	0- 1	NEUTRAL	0- 0	0- 0	1- 0				
2- 9	0- 1	0- 2	NON-CONFERENCE	0- 2	0- 2	2- 2				
0- 3	0- 0	0- 0	HOME	0- 1	0- 1	0- 1				
1- 5	0- 1	0- 1	AWAY	0- 1	0- 1	1- 1				
1- 1	0- 0	0- 1	NEUTRAL	0- 0	0- 0	1- 0				
2- 0	0- 0	0- 0	CONFERENCE	0- 0	0- 0	2- 0				
0- 0	0- 0	0- 0	HOME	0- 0	0- 0	0- 0				
2- 0	0- 0	0- 0	AWAY	0- 0	0- 0	2- 0				
0- 0	0- 0	0- 0	NEUTRAL	0- 0	0- 0	0- 0				

RPI 1-25				RPI 26-50				RPI 51-100				RPI 101+ Team's RPI: 193			
RPI	S	Opponent	Score	RPI	S	Opponent	Score	RPI	S	Opponent	Score	RPI	S	Opponent	Score
18	A	Virginia Tech	41 105	32	A	West Virginia	45 74	82	H	Bucknell	46 70	109	A	South Fla.	23 62
				39	N	FGCU	64 97	98	A	Duquesne	69 72	111	H	Liberty	52 71
												182	H	Youngstown St.	46 56
												186	N	Stetson	78 73
												278	A	Morehead St.	54 65
												296	A	Vermont	73 69
												314	A	Bryant	63 60
												336	A	Central Conn. St.	64 52
LAST 10 Division I															
182	H	Youngstown St.	46 56	336	A	Central Conn. St.	64 52	82	H	Bucknell	46 70	111	H	Liberty	52 71
296	A	Vermont	73 69	314	A	Bryant	63 60	98	A	Duquesne	69 72				
109	A	South Fla.	23 62												
39	N	FGCU	64 97												
278	A	Morehead St.	54 65												

Non-Div I Games:

Saint Francis (PA)

■ Loss,
 ■ Non-Conf,
 ■ S Site,
 ■ H Home
 ■ A Away
 N Neutral

Average RPI Win: 158		WON-LOST	WINNING	LAST 10	STRENGTH OF	OPP. STRENGTH	TEAM	ADJ.	CONF.	ADJ CONF.
Average RPI Loss: 81		RECORD	PCT. RANK	GAMES	SCHEDULE	OF SCHEDULE	RPI	RPI	RPI	RPI
DIV. I ONLY		7- 6	152	5-5	67	98	120	120	12	12
DIV. I NON-CONF.		6- 6	163	4-5	64	126	128	128	11	11
TOTALS	RPI 1-25		RPI 26-50		W-L RECORDS		RPI 51-100		RPI 101-150	RPI 150+
7- 6	0- 0		0- 0		OVERALL		1- 5		3- 1	3- 0
5- 2	0- 0		0- 0		HOME		1- 2		1- 0	3- 0
1- 2	0- 0		0- 0		AWAY		0- 1		1- 1	0- 0
1- 2	0- 0		0- 0		NEUTRAL		0- 2		1- 0	0- 0
6- 6	0- 0		0- 0		NON-CONFERENCE		1- 5		2- 1	3- 0
4- 2	0- 0		0- 0		HOME		1- 2		0- 0	3- 0
1- 2	0- 0		0- 0		AWAY		0- 1		1- 1	0- 0
1- 2	0- 0		0- 0		NEUTRAL		0- 2		1- 0	0- 0
1- 0	0- 0		0- 0		CONFERENCE		0- 0		1- 0	0- 0
1- 0	0- 0		0- 0		HOME		0- 0		1- 0	0- 0
0- 0	0- 0		0- 0		AWAY		0- 0		0- 0	0- 0
0- 0	0- 0		0- 0		NEUTRAL		0- 0		0- 0	0- 0

RPI 1-25				RPI 26-50				RPI 51-100				RPI 101+				Team's RPI: 120	
RPI	S	Opponent	Score	RPI	S	Opponent	Score	RPI	S	Opponent	Score	RPI	S	Opponent	Score		
								53	A	Villanova	44 60	101	H	Richmond	67 56		
								62	H	Temple	67 63	118	A	Auburn	62 66		
								69	H	Drexel	52 62	125	N	Harvard	63 39		
								75	N	Seton Hall	39 55	146	A	Columbia	71 57		
								84	H	Penn	45 55	174	H	American	72 51		
								87	N	Furman	48 63	225	H	Sacred Heart	71 44		
												274	H	Navy	49 40		
LAST 10 Division I																	
				225	H	Sacred Heart	71 44	101	H	Richmond	67 56						
				69	H	Drexel	52 62	274	H	Navy	49 40						
				174	H	American	72 51	87	N	Furman	48 63						
				118	A	Auburn	62 66	125	N	Harvard	63 39						
				84	H	Penn	45 55	53	A	Villanova	44 60						

Non-Div I Games:

Saint Joseph's

■ Loss, ■ Non-Conf, S Site, H Home A Away N Neutral

Saint Louis

Through Games Of Jan. 5, 2020

Average RPI Win:	168	WON-LOST	WINNING	LAST 10	STRENGTH OF	OPP. STRENGTH	TEAM	ADJ.	CONF.	ADJ CONF.
Average RPI Loss:	79	RECORD	PCT. RANK	GAMES	SCHEDULE	OF SCHEDULE	RPI	RPI	RPI	RPI
DIV. I ONLY	8- 6	129	5-5	37	168	73	73	12	12	
DIV. I NON-CONF.	8- 5	117	5-4	34	169	50	50	11	11	
TOTALS	RPI 1-25	RPI 26-50	W-L RECORDS	RPI 51-100	RPI 101-150	RPI 150+				
8- 6	0- 1	0- 1	OVERALL	2- 2	2- 1	4- 1				
4- 3	0- 1	0- 1	HOME	2- 0	2- 1	0- 0				
4- 3	0- 0	0- 0	AWAY	0- 2	0- 0	4- 1				
0- 0	0- 0	0- 0	NEUTRAL	0- 0	0- 0	0- 0				
8- 5	0- 1	0- 1	NON-CONFERENCE	2- 2	2- 0	4- 1				
4- 2	0- 1	0- 1	HOME	2- 0	2- 0	0- 0				
4- 3	0- 0	0- 0	AWAY	0- 2	0- 0	4- 1				
0- 0	0- 0	0- 0	NEUTRAL	0- 0	0- 0	0- 0				
0- 1	0- 0	0- 0	CONFERENCE	0- 0	0- 1	0- 0				
0- 1	0- 0	0- 0	HOME	0- 0	0- 1	0- 0				
0- 0	0- 0	0- 0	AWAY	0- 0	0- 0	0- 0				
0- 0	0- 0	0- 0	NEUTRAL	0- 0	0- 0	0- 0				

RPI 1-25				RPI 26-50				RPI 51-100				Team's RPI: 73	RPI 101+			
RPI	S	Opponent	Score	RPI	S	Opponent	Score	RPI	S	Opponent	Score		RPI	S	Opponent	Score
19	H	Princeton	50 66	42	H	Kansas	60 68	60	A	Southern Ill.	53 61		106	H	Colgate	61 51
								61	A	Vanderbilt	50 62		122	H	Davidson	58 65
								66	H	UT Martin	56 50		138	H	Southeast Mo. St.	76 61
								82	H	Illinois St.	61 56		168	A	Cincinnati	60 50
													172	A	Missouri	58 83
													218	A	Northern Ky.	67 42
													271	A	Indiana St.	55 53
													293	A	SIUE	68 35
LAST 10 Division I																
172	A	Missouri	58 83	122	H	Davidson	58 65									
138	H	Southeast Mo. St.	76 61	271	A	Indiana St.	55 53									
60	A	Southern Ill.	53 61	42	H	Kansas	60 68									
106	H	Colgate	61 51	19	H	Princeton	50 66									
293	A	SIUE	68 35	82	H	Illinois St.	61 56									

Non-Div I Games:

Saint Louis

■ Loss,
 ■ Non-Conf,
 ■ S Site,
 ■ H Home
 ■ A Away
 N Neutral

Saint Mary's (CA)

Through Games Of Jan. 5, 2020

Average RPI Win:	220	WON-LOST	WINNING	LAST 10	STRENGTH OF	OPP. STRENGTH	TEAM	ADJ.	CONF.	ADJ CONF.
Average RPI Loss:	107	RECORD	PCT. RANK	GAMES	SCHEDULE	OF SCHEDULE	RPI	RPI	RPI	RPI
DIV. I ONLY	9- 6	117	7-3	143	169	121	121	11	11	
DIV. I NON-CONF.	5- 6	187	3-3	101	177	172	172	12	12	
TOTALS	RPI 1-25	RPI 26-50	W-L RECORDS	RPI 51-100	RPI 101-150	RPI 150+				
9- 6	0- 1	0- 2	OVERALL	2- 1	0- 0	7- 2				
6- 2	0- 1	0- 1	HOME	1- 0	0- 0	5- 0				
2- 4	0- 0	0- 1	AWAY	1- 1	0- 0	1- 2				
1- 0	0- 0	0- 0	NEUTRAL	0- 0	0- 0	1- 0				
5- 6	0- 1	0- 2	NON-CONFERENCE	1- 1	0- 0	4- 2				
4- 2	0- 1	0- 1	HOME	1- 0	0- 0	3- 0				
0- 4	0- 0	0- 1	AWAY	0- 1	0- 0	0- 2				
1- 0	0- 0	0- 0	NEUTRAL	0- 0	0- 0	1- 0				
4- 0	0- 0	0- 0	CONFERENCE	1- 0	0- 0	3- 0				
2- 0	0- 0	0- 0	HOME	0- 0	0- 0	2- 0				
2- 0	0- 0	0- 0	AWAY	1- 0	0- 0	1- 0				
0- 0	0- 0	0- 0	NEUTRAL	0- 0	0- 0	0- 0				

RPI 1-25				RPI 26-50				RPI 51-100				RPI 101+				Team's RPI: 121
RPI	S	Opponent	Score	RPI	S	Opponent	Score	RPI	S	Opponent	Score	RPI	S	Opponent	Score	
17	H	NC State	70 87	36	H	Marquette	63 77	54	A	UCF	58 67	180	A	San Francisco	86 79	
				42	A	Kansas	81 86	57	H	Western Ky.	80 73	191	A	Wyoming	67 69	
								97	A	Santa Clara	95 87	223	H	UC Davis	83 74	
												257	H	Pepperdine	85 78	
												276	N	St. Bonaventure	72 57	
												281	H	UC Santa Barbara	64 43	
												285	H	LMU (CA)	86 70	
												303	A	Nevada	72 78	
												325	H	Cal Poly	84 67	
LAST 10 Division I																
54	A	UCF	58 67	285	H	LMU (CA)	86 70									
42	A	Kansas	81 86	257	H	Pepperdine	85 78									
325	H	Cal Poly	84 67	97	A	Santa Clara	95 87									
57	H	Western Ky.	80 73	180	A	San Francisco	86 79									
36	H	Marquette	63 77	276	N	St. Bonaventure	72 57									

Non-Div I Games:

Saint Mary's (CA)

■ Loss,
■ Non-Conf, S Site,
■ Home
■ Away
N Neutral

Saint Peter's

Through Games Of Jan. 5, 2020

Average RPI Win:	329	WON-LOST	WINNING	LAST 10	STRENGTH OF	OPP. STRENGTH	TEAM	ADJ.	CONF.	ADJ CONF.
Average RPI Loss:	215	RECORD	PCT. RANK	GAMES	SCHEDULE	OF SCHEDULE	RPI	RPI	RPI	RPI
DIV. I ONLY	3- 7	267	3-7	348	296	331	331	24	24	
DIV. I NON-CONF.	3- 6	235	3-6	350	306	340	340	24	24	
TOTALS	RPI 1-25	RPI 26-50	W-L RECORDS	RPI 51-100	RPI 101-150	RPI 150+				
3- 7	0- 0	0- 0	OVERALL	0- 2	0- 0	3- 5				
1- 2	0- 0	0- 0	HOME	0- 1	0- 0	1- 1				
2- 5	0- 0	0- 0	AWAY	0- 1	0- 0	2- 4				
0- 0	0- 0	0- 0	NEUTRAL	0- 0	0- 0	0- 0				
3- 6	0- 0	0- 0	NON-CONFERENCE	0- 1	0- 0	3- 5				
1- 2	0- 0	0- 0	HOME	0- 1	0- 0	1- 1				
2- 4	0- 0	0- 0	AWAY	0- 0	0- 0	2- 4				
0- 0	0- 0	0- 0	NEUTRAL	0- 0	0- 0	0- 0				
0- 1	0- 0	0- 0	CONFERENCE	0- 1	0- 0	0- 0				
0- 0	0- 0	0- 0	HOME	0- 0	0- 0	0- 0				
0- 1	0- 0	0- 0	AWAY	0- 1	0- 0	0- 0				
0- 0	0- 0	0- 0	NEUTRAL	0- 0	0- 0	0- 0				

RPI 1-25				RPI 26-50				RPI 51-100				RPI 101+				Team's RPI: 331	
RPI	S	Opponent	Score	RPI	S	Opponent	Score	RPI	S	Opponent	Score	RPI	S	Opponent	Score		
								70	A	Marist	76	96	178	A	Howard	80	92
								91	H	Lehigh	71	80	241	A	Delaware St.	66	89
													269	A	Wagner	89	90
													300	H	Morgan St.	78	77
													316	A	NJIT	73	76
													338	H	Fairleigh Dickinson	71	77
													340	A	Coppin St.	82	57
													347	A	LIU Brooklyn	89	74
LAST 10 Division I																	
300	H	Morgan St.	78	77	70	A	Marist	76	96								
178	A	Howard	80	92	91	H	Lehigh	71	80								
340	A	Coppin St.	82	57	338	H	Fairleigh Dickinson	71	77								
269	A	Wagner	89	90	241	A	Delaware St.	66	89								
347	A	LIU Brooklyn	89	74	316	A	NJIT	73	76								

Non-Div I Games:

Saint Peter's

■ Loss,
 ■ Non-Conf,
 ■ S Site,
 ■ H Home
 ■ A Away
 N Neutral

Average RPI Win:	267	WON-LOST	WINNING	LAST 10	STRENGTH OF	OPP. STRENGTH	TEAM	ADJ.	CONF.	ADJ CONF.
Average RPI Loss:	201	RECORD	PCT. RANK	GAMES	SCHEDULE	OF SCHEDULE	RPI	RPI	RPI	RPI
DIV. I ONLY	6- 4	117	6-4	326	201	188	188	25	25	
DIV. I NON-CONF.	2- 4	235	2-4	213	282	214	214	23	23	
TOTALS	RPI 1-25	RPI 26-50	W-L RECORDS	RPI 51-100	RPI 101-150	RPI 150+				
6- 4	0- 0	0- 0	OVERALL	0- 1	1- 0	5- 3				
3- 0	0- 0	0- 0	HOME	0- 0	0- 0	3- 0				
3- 4	0- 0	0- 0	AWAY	0- 1	1- 0	2- 3				
0- 0	0- 0	0- 0	NEUTRAL	0- 0	0- 0	0- 0				
2- 4	0- 0	0- 0	NON-CONFERENCE	0- 1	0- 0	2- 3				
1- 0	0- 0	0- 0	HOME	0- 0	0- 0	1- 0				
1- 4	0- 0	0- 0	AWAY	0- 1	0- 0	1- 3				
0- 0	0- 0	0- 0	NEUTRAL	0- 0	0- 0	0- 0				
4- 0	0- 0	0- 0	CONFERENCE	0- 0	1- 0	3- 0				
2- 0	0- 0	0- 0	HOME	0- 0	0- 0	2- 0				
2- 0	0- 0	0- 0	AWAY	0- 0	1- 0	1- 0				
0- 0	0- 0	0- 0	NEUTRAL	0- 0	0- 0	0- 0				

RPI 1-25				RPI 26-50				RPI 51-100				RPI 101+				Team's RPI: 188	
RPI	S	Opponent	Score	RPI	S	Opponent	Score	RPI	S	Opponent	Score	RPI	S	Opponent	Score		
								55	A	Oklahoma	71	95	114	A	New Orleans	78	46
												185	H	Louisiana	77	73	
												203	A	Texas Tech	57	99	
												261	A	Oral Roberts	41	64	
												286	A	Ole Miss	69	75	
												310	H	Nicholls St.	87	71	
												320	H	McNeese	92	59	
												335	A	Northwestern St.	79	69	
												337	A	UTSA	81	77	
LAST 10 Division I																	
				337	A	UTSA	81	77				310	H	Nicholls St.	87	71	
				261	A	Oral Roberts	41	64				320	H	McNeese	92	59	
				286	A	Ole Miss	69	75				114	A	New Orleans	78	46	
				203	A	Texas Tech	57	99				335	A	Northwestern St.	79	69	
				185	H	Louisiana	77	73				55	A	Oklahoma	71	95	

Non-Div I Games: Jarvis Christian 114 46 Howard Payne 91 49 Wiley 102 52

Sam Houston St.

Average RPI Win:	257	WON-LOST	WINNING	LAST 10	STRENGTH OF	OPP. STRENGTH	TEAM	ADJ.	CONF.	ADJ CONF.
Average RPI Loss:	103	RECORD	PCT. RANK	GAMES	SCHEDULE	OF SCHEDULE	RPI	RPI	RPI	RPI
DIV. I ONLY	4- 10	269	4-6	51	251	154	154	19	19	
DIV. I NON-CONF.	4- 10	259	4-6	53	263	156	156	20	20	
TOTALS	RPI 1-25	RPI 26-50	W-L RECORDS	RPI 51-100	RPI 101-150	RPI 150+				
4- 10	0- 2	0- 0	OVERALL	0- 3	0- 3	4- 2				
0- 3	0- 0	0- 0	HOME	0- 2	0- 0	0- 1				
3- 7	0- 2	0- 0	AWAY	0- 1	0- 3	3- 1				
1- 0	0- 0	0- 0	NEUTRAL	0- 0	0- 0	1- 0				
4- 10	0- 2	0- 0	NON-CONFERENCE	0- 3	0- 3	4- 2				
0- 3	0- 0	0- 0	HOME	0- 2	0- 0	0- 1				
3- 7	0- 2	0- 0	AWAY	0- 1	0- 3	3- 1				
1- 0	0- 0	0- 0	NEUTRAL	0- 0	0- 0	1- 0				
0- 0	0- 0	0- 0	CONFERENCE	0- 0	0- 0	0- 0				
0- 0	0- 0	0- 0	HOME	0- 0	0- 0	0- 0				
0- 0	0- 0	0- 0	AWAY	0- 0	0- 0	0- 0				
0- 0	0- 0	0- 0	NEUTRAL	0- 0	0- 0	0- 0				

RPI 1-25				RPI 26-50				RPI 51-100				RPI 101+ Team's RPI: 154			
RPI	S	Opponent	Score	RPI	S	Opponent	Score	RPI	S	Opponent	Score	RPI	S	Opponent	Score
11	A	Florida St.	59 88					52	H	Troy	65 74	130	A	Fordham	37 68
20	A	Kentucky	49 79					57	H	Western Ky.	84 88	133	A	UAB	69 76
								66	A	UT Martin	75 80	137	A	Florida	48 84
												187	A	Murray St.	84 56
												189	H	Tennessee Tech	57 72
												209	A	North Ala.	79 63
												234	A	Kennesaw St.	55 60
												301	A	Alabama St.	83 48
												329	N	Hofstra	65 45
LAST 10 Division I															
133	A	UAB	69 76	329	N	Hofstra	65 45								
301	A	Alabama St.	83 48	130	A	Fordham	37 68								
209	A	North Ala.	79 63	187	A	Murray St.	84 56								
189	H	Tennessee Tech	57 72	57	H	Western Ky.	84 88								
66	A	UT Martin	75 80	20	A	Kentucky	49 79								

Non-Div I Games: Montevallo 81 60

Samford

■ Loss,
 ■ Non-Conf,
 ■ S Site,
 ■ H Home
 ■ A Away
 N Neutral

Average RPI Win:	258	WON-LOST	WINNING	LAST 10	STRENGTH OF	OPP. STRENGTH	TEAM	ADJ.	CONF.	ADJ CONF.
Average RPI Loss:	156	RECORD	PCT. RANK	GAMES	SCHEDULE	OF SCHEDULE	RPI	RPI	RPI	RPI
DIV. I ONLY	7- 7	168	4-6	177	303	204	204	11	11	
DIV. I NON-CONF.	5- 5	163	2-4	183	332	225	225	12	12	
TOTALS	RPI 1-25	RPI 26-50	W-L RECORDS	RPI 51-100	RPI 101-150	RPI 150+				
7- 7	0- 1	0- 0	OVERALL	0- 1	0- 1	7- 4				
4- 5	0- 1	0- 0	HOME	0- 1	0- 1	4- 2				
3- 2	0- 0	0- 0	AWAY	0- 0	0- 0	3- 2				
0- 0	0- 0	0- 0	NEUTRAL	0- 0	0- 0	0- 0				
5- 5	0- 0	0- 0	NON-CONFERENCE	0- 1	0- 1	5- 3				
3- 4	0- 0	0- 0	HOME	0- 1	0- 1	3- 2				
2- 1	0- 0	0- 0	AWAY	0- 0	0- 0	2- 1				
0- 0	0- 0	0- 0	NEUTRAL	0- 0	0- 0	0- 0				
2- 2	0- 1	0- 0	CONFERENCE	0- 0	0- 0	2- 1				
1- 1	0- 1	0- 0	HOME	0- 0	0- 0	1- 0				
1- 1	0- 0	0- 0	AWAY	0- 0	0- 0	1- 1				
0- 0	0- 0	0- 0	NEUTRAL	0- 0	0- 0	0- 0				

RPI	S	Opponent	Score	RPI	S	Opponent	Score	RPI	S	Opponent	Score	RPI	S	Opponent	Score	Team's RPI: 204
8	H	Gonzaga	42 57					65	H	Washington	47 65	128	H	Idaho	32 65	
												160	H	Portland	74 55	
												203	H	Texas Tech	60 64	
												206	A	San Jose St.	82 88	
												224	H	Cal St. Fullerton	67 72	
												230	H	Monmouth	57 49	
												253	H	Towson	81 67	
												254	H	CSUN	59 40	
												257	A	Pepperdine	57 73	
												285	A	LMU (CA)	67 59	
												299	A	San Diego St.	70 47	
												323	A	Air Force	70 59	
LAST 10 Division I																
65	H	Washington	47 65	8	H	Gonzaga	42 57									
299	A	San Diego St.	70 47	160	H	Portland	74 55									
224	H	Cal St. Fullerton	67 72	285	A	LMU (CA)	67 59									
128	H	Idaho	32 65	257	A	Pepperdine	57 73									
203	H	Texas Tech	60 64	254	H	CSUN	59 40									

Non-Div I Games: Biola 81 28

San Diego

■ Loss,
 ■ Non-Conf,
 ■ S Site,
 ■ H Home
 ■ A Away
 N Neutral

Average RPI Win: 270		WON-LOST	WINNING	LAST 10	STRENGTH OF	OPP. STRENGTH	TEAM	ADJ.	CONF.	ADJ CONF.
Average RPI Loss: 199		RECORD	PCT. RANK	GAMES	SCHEDULE	OF SCHEDULE	RPI	RPI	RPI	RPI
DIV. I ONLY		6- 9	224	4-6	305	281	299	299	22	22
DIV. I NON-CONF.		4- 7	225	2-4	329	273	318	318	25	25
TOTALS	RPI 1-25	RPI 26-50		W-L RECORDS		RPI 51-100	RPI 101-150	RPI 150+		
6- 9	0- 0	0- 0		OVERALL		0- 0	0- 3	6- 6		
4- 5	0- 0	0- 0		HOME		0- 0	0- 1	4- 4		
2- 4	0- 0	0- 0		AWAY		0- 0	0- 2	2- 2		
0- 0	0- 0	0- 0		NEUTRAL		0- 0	0- 0	0- 0		
4- 7	0- 0	0- 0		NON-CONFERENCE		0- 0	0- 2	4- 5		
2- 5	0- 0	0- 0		HOME		0- 0	0- 1	2- 4		
2- 2	0- 0	0- 0		AWAY		0- 0	0- 1	2- 1		
0- 0	0- 0	0- 0		NEUTRAL		0- 0	0- 0	0- 0		
2- 2	0- 0	0- 0		CONFERENCE		0- 0	0- 1	2- 1		
2- 0	0- 0	0- 0		HOME		0- 0	0- 0	2- 0		
0- 2	0- 0	0- 0		AWAY		0- 0	0- 1	0- 1		
0- 0	0- 0	0- 0		NEUTRAL		0- 0	0- 0	0- 0		

RPI 1-25				RPI 26-50				RPI 51-100				RPI 101+				Team's RPI: 299	
RPI	S	Opponent	Score	RPI	S	Opponent	Score	RPI	S	Opponent	Score	RPI	S	Opponent	Score		
												107	H	California	48	74	
												134	A	Fresno St.	54	79	
												150	A	Hawaii	58	61	
												204	H	San Diego	47	70	
												206	A	San Jose St.	67	84	
												208	H	Arkansas St.	62	71	
												224	H	Cal St. Fullerton	55	45	
												238	H	Colorado St.	59	49	
												246	H	Alabama A&M	53	61	
												253	H	Towson	80	72	
												254	H	CSUN	69	74	
												258	H	Utah St.	66	62	
												281	A	UC Santa Barbara	52	64	
												295	A	California Baptist	80	68	
												349	A	Incarnate Word	57	48	
LAST 10 Division I																	
				204	H	San Diego	47	70	258	H	Utah St.	66	62				
				206	A	San Jose St.	67	84	134	A	Fresno St.	54	79				
				238	H	Colorado St.	59	49	254	H	CSUN	69	74				
				208	H	Arkansas St.	62	71	349	A	Incarnate Word	57	48				
				281	A	UC Santa Barbara	52	64	295	A	California Baptist	80	68				

Non-Div I Games:	Westcliff	77	56
------------------	-----------	----	----

San Diego St.

■ Loss, ■ Non-Conf, S Site, H Home A Away N Neutral

San Francisco

Through Games Of Jan. 5, 2020

Average RPI Win:	211	WON-LOST	WINNING	LAST 10	STRENGTH OF	OPP. STRENGTH	TEAM	ADJ.	CONF.	ADJ CONF.
Average RPI Loss:	93	RECORD	PCT. RANK	GAMES	SCHEDULE	OF SCHEDULE	RPI	RPI	RPI	RPI
DIV. I ONLY	7- 8	185	5-5	122	113	180	180	11	11	
DIV. I NON-CONF.	7- 5	130	5-2	147	130	132	132	12	12	
TOTALS	RPI 1-25	RPI 26-50	W-L RECORDS	RPI 51-100	RPI 101-150	RPI 150+				
7- 8	0- 2	0- 0	OVERALL	0- 3	2- 2	5- 1				
3- 5	0- 1	0- 0	HOME	0- 2	0- 2	3- 0				
1- 2	0- 0	0- 0	AWAY	0- 1	1- 0	0- 1				
3- 1	0- 1	0- 0	NEUTRAL	0- 0	1- 0	2- 0				
7- 5	0- 2	0- 0	NON-CONFERENCE	0- 1	2- 1	5- 1				
3- 2	0- 1	0- 0	HOME	0- 0	0- 1	3- 0				
1- 2	0- 0	0- 0	AWAY	0- 1	1- 0	0- 1				
3- 1	0- 1	0- 0	NEUTRAL	0- 0	1- 0	2- 0				
0- 3	0- 0	0- 0	CONFERENCE	0- 2	0- 1	0- 0				
0- 3	0- 0	0- 0	HOME	0- 2	0- 1	0- 0				
0- 0	0- 0	0- 0	AWAY	0- 0	0- 0	0- 0				
0- 0	0- 0	0- 0	NEUTRAL	0- 0	0- 0	0- 0				

RPI 1-25				RPI 26-50				RPI 51-100				RPI 101+ Team's RPI: 180			
RPI	S	Opponent	Score	RPI	S	Opponent	Score	RPI	S	Opponent	Score	RPI	S	Opponent	Score
4	H	Stanford	71 97					65	A	Washington	54 73	116	N	Houston	80 57
14	N	Mississippi St.	38 73					94	H	Pacific	61 84	121	H	Saint Mary's (CA)	79 86
								97	H	Santa Clara	72 80	126	A	Northern Colo.	90 83
												128	H	Idaho	60 66
												158	N	Bowling Green	64 56
												223	A	UC Davis	67 79
												224	H	Cal St. Fullerton	71 63
												248	N	UC Irvine	68 61
												254	H	CSUN	79 61
												348	H	Sacramento St.	87 82
LAST 10 Division I															
348	H	Sacramento St.	87 82	97	H	Santa Clara	72 80								
224	H	Cal St. Fullerton	71 63	94	H	Pacific	61 84								
116	N	Houston	80 57	121	H	Saint Mary's (CA)	79 86								
158	N	Bowling Green	64 56	248	N	UC Irvine	68 61								
14	N	Mississippi St.	38 73	65	A	Washington	54 73								

Non-Div I Games:

San Francisco

■ Loss,
■ Non-Conf,
■ S Site,
■ H Home
■ A Away
N Neutral

Average RPI Win:	241	WON-LOST	WINNING	LAST 10	STRENGTH OF	OPP. STRENGTH	TEAM	ADJ.	CONF.	ADJ CONF.
Average RPI Loss:	157	RECORD	PCT. RANK	GAMES	SCHEDULE	OF SCHEDULE	RPI	RPI	RPI	RPI
DIV. I ONLY	8- 6	129	6-4	295	185	206	206	22	22	
DIV. I NON-CONF.	5- 5	163	3-3	323	149	262	262	25	25	
TOTALS	RPI 1-25	RPI 26-50	W-L RECORDS	RPI 51-100	RPI 101-150	RPI 150+				
8- 6	0- 0	0- 0	OVERALL	1- 2	0- 2	7- 2				
5- 1	0- 0	0- 0	HOME	1- 0	0- 1	4- 0				
3- 3	0- 0	0- 0	AWAY	0- 2	0- 0	3- 1				
0- 2	0- 0	0- 0	NEUTRAL	0- 0	0- 1	0- 1				
5- 5	0- 0	0- 0	NON-CONFERENCE	1- 2	0- 1	4- 2				
4- 0	0- 0	0- 0	HOME	1- 0	0- 0	3- 0				
1- 3	0- 0	0- 0	AWAY	0- 2	0- 0	1- 1				
0- 2	0- 0	0- 0	NEUTRAL	0- 0	0- 1	0- 1				
3- 1	0- 0	0- 0	CONFERENCE	0- 0	0- 1	3- 0				
1- 1	0- 0	0- 0	HOME	0- 0	0- 1	1- 0				
2- 0	0- 0	0- 0	AWAY	0- 0	0- 0	2- 0				
0- 0	0- 0	0- 0	NEUTRAL	0- 0	0- 0	0- 0				

RPI 1-25				RPI 26-50				RPI 51-100				RPI 101+				Team's RPI: 206	
RPI	S	Opponent	Score	RPI	S	Opponent	Score	RPI	S	Opponent	Score	RPI	S	Opponent	Score		
								59	H	Buffalo	95 88	131	N	BYU	56	75	
								86	A	CSU Bakersfield	71	75	134	H	Fresno St.	76	85
								97	A	Santa Clara	81	89	183	A	New Mexico	81	80
													204	H	San Diego	88	82
													247	N	Northern Ariz.	64	67
													248	A	UC Irvine	77	79
													258	A	Utah St.	76	61
													281	A	UC Santa Barbara	73	70
													298	H	Eastern Wash.	84	66
													299	H	San Diego St.	84	67
													348	H	Sacramento St.	73	67
LAST 10 Division I																	
258	A	Utah St.	76 61	134	H	Fresno St.	76	85									
86	A	CSU Bakersfield	71	75	183	A	New Mexico	81	80								
204	H	San Diego	88 82	247	N	Northern Ariz.	64	67									
59	H	Buffalo	95 88	131	N	BYU	56	75									
348	H	Sacramento St.	73 67	299	H	San Diego St.	84	67									

Non-Div I Games: La Verne 128 62

San Jose St.

Santa Clara

Through Games Of Jan. 5, 2020

Average RPI Win:	177	WON-LOST	WINNING	LAST 10	STRENGTH OF	OPP. STRENGTH	TEAM	ADJ.	CONF.	ADJ CONF.
Average RPI Loss:	121	RECORD	PCT. RANK	GAMES	SCHEDULE	OF SCHEDULE	RPI	RPI	RPI	RPI
DIV. I ONLY	7- 6	152	5-5	73	153	97	97	11	11	
DIV. I NON-CONF.	5- 5	163	3-4	88	161	107	107	12	12	
TOTALS	RPI 1-25	RPI 26-50	W-L RECORDS	RPI 51-100	RPI 101-150	RPI 150+				
7- 6	0- 1	0- 1	OVERALL	1- 0	2- 2	4- 2				
3- 2	0- 0	0- 0	HOME	1- 0	1- 1	1- 1				
3- 3	0- 1	0- 1	AWAY	0- 0	0- 1	3- 0				
1- 1	0- 0	0- 0	NEUTRAL	0- 0	1- 0	0- 1				
5- 5	0- 1	0- 1	NON-CONFERENCE	0- 0	2- 1	3- 2				
2- 1	0- 0	0- 0	HOME	0- 0	1- 0	1- 1				
2- 3	0- 1	0- 1	AWAY	0- 0	0- 1	2- 0				
1- 1	0- 0	0- 0	NEUTRAL	0- 0	1- 0	0- 1				
2- 1	0- 0	0- 0	CONFERENCE	1- 0	0- 1	1- 0				
1- 1	0- 0	0- 0	HOME	1- 0	0- 1	0- 0				
1- 0	0- 0	0- 0	AWAY	0- 0	0- 0	1- 0				
0- 0	0- 0	0- 0	NEUTRAL	0- 0	0- 0	0- 0				

RPI 1-25				RPI 26-50				RPI 51-100				RPI 101+			
RPI	S	Opponent	Score	RPI	S	Opponent	Score	RPI	S	Opponent	Score	RPI	S	Opponent	Score
2	A	Missouri St.	64 71	35	A	Arizona	52 65	94	H	Pacific	75 65	107	A	California	65 69
												121	H	Saint Mary's (CA)	87 95
												134	H	Fresno St.	90 66
												149	N	Montana	68 58
												180	A	San Francisco	80 72
												206	H	San Jose St.	89 81
												212	N	Delaware	80 81
												223	A	UC Davis	62 61
												249	H	Long Beach St.	46 54
												254	A	CSUN	76 55
LAST 10 Division I															
107	A	California	65 69	180	A	San Francisco	80 72	121	H	Saint Mary's (CA)	87 95				
249	H	Long Beach St.	46 54	94	H	Pacific	75 65	134	H	Fresno St.	90 66				
212	N	Delaware	80 81	254	A	CSUN	76 55								
149	N	Montana	68 58												
2	A	Missouri St.	64 71												

Non-Div I Games: UC Santa Cruz 109 51

Santa Clara

Loss, Non-Conf, S Site, H Home A Away N Neutral

Average RPI Win:	317	WON-LOST	WINNING	LAST 10	STRENGTH OF	OPP. STRENGTH	TEAM	ADJ.	CONF.	ADJ CONF.
Average RPI Loss:	194	RECORD	PCT. RANK	GAMES	SCHEDULE	OF SCHEDULE	RPI	RPI	RPI	RPI
DIV. I ONLY	4- 8	244	4-6	340	302	334	334	32	32	
DIV. I NON-CONF.	3- 7	252	3-5	326	298	320	320	32	32	
TOTALS	RPI 1-25	RPI 26-50	W-L RECORDS	RPI 51-100	RPI 101-150	RPI 150+				
4- 8	0- 0	0- 0	OVERALL	0- 1	0- 2	4- 5				
3- 3	0- 0	0- 0	HOME	0- 0	0- 2	3- 1				
1- 5	0- 0	0- 0	AWAY	0- 1	0- 0	1- 4				
0- 0	0- 0	0- 0	NEUTRAL	0- 0	0- 0	0- 0				
3- 7	0- 0	0- 0	NON-CONFERENCE	0- 1	0- 2	3- 4				
2- 2	0- 0	0- 0	HOME	0- 0	0- 2	2- 0				
1- 5	0- 0	0- 0	AWAY	0- 1	0- 0	1- 4				
0- 0	0- 0	0- 0	NEUTRAL	0- 0	0- 0	0- 0				
1- 1	0- 0	0- 0	CONFERENCE	0- 0	0- 0	1- 1				
1- 1	0- 0	0- 0	HOME	0- 0	0- 0	1- 1				
0- 0	0- 0	0- 0	AWAY	0- 0	0- 0	0- 0				
0- 0	0- 0	0- 0	NEUTRAL	0- 0	0- 0	0- 0				

RPI 1-25				RPI 26-50				RPI 51-100				RPI 101+				Team's RPI: 334	
RPI	S	Opponent	Score	RPI	S	Opponent	Score	RPI	S	Opponent	Score	RPI	S	Opponent	Score		
								65	A	Washington	46	78	113	H	Montana St.	65	73
												128	H	Idaho	84	90	
												224	A	Cal St. Fullerton	63	81	
												240	H	UMKC	65	76	
												247	A	Northern Ariz.	80	88	
												249	H	Long Beach St.	66	54	
												258	A	Utah St.	63	70	
												273	A	Idaho St.	48	73	
												325	A	Cal Poly	72	49	
												345	H	Chicago St.	80	51	
												348	H	Sacramento St.	88	84	
LAST 10 Division I																	
348	H	Sacramento St.	88	84	345	H	Chicago St.	80	51								
113	H	Montana St.	65	73	240	H	UMKC	65	76								
65	A	Washington	46	78	224	A	Cal St. Fullerton	63	81								
128	H	Idaho	84	90	325	A	Cal Poly	72	49								
247	A	Northern Ariz.	80	88	249	H	Long Beach St.	66	54								

Non-Div I Games: Warner Pacific 89 47 Saint Martin's 91 81 Central Wash. 75 65

Seattle U

Loss, Non-Conf, S Site, H Home A Away N Neutral

Average RPI Win:	188	WON-LOST	WINNING	LAST 10	STRENGTH OF	OPP. STRENGTH	TEAM	ADJ.	CONF.	ADJ CONF.
Average RPI Loss:	38	RECORD	PCT. RANK	GAMES	SCHEDULE	OF SCHEDULE	RPI	RPI	RPI	RPI
DIV. I ONLY	10- 5	83	6-4	85	49	75	75	6	6	
DIV. I NON-CONF.	7- 4	100	3-3	30	57	59	59	6	6	
TOTALS	RPI 1-25	RPI 26-50	W-L RECORDS	RPI 51-100	RPI 101-150	RPI 150+				
10- 5	0- 2	0- 1	OVERALL	1- 2	1- 0	8- 0				
5- 3	0- 2	0- 0	HOME	0- 1	0- 0	5- 0				
3- 1	0- 0	0- 0	AWAY	0- 1	0- 0	3- 0				
2- 1	0- 0	0- 1	NEUTRAL	1- 0	1- 0	0- 0				
7- 4	0- 2	0- 1	NON-CONFERENCE	1- 1	1- 0	5- 0				
4- 2	0- 2	0- 0	HOME	0- 0	0- 0	4- 0				
1- 1	0- 0	0- 0	AWAY	0- 1	0- 0	1- 0				
2- 1	0- 0	0- 1	NEUTRAL	1- 0	1- 0	0- 0				
3- 1	0- 0	0- 0	CONFERENCE	0- 1	0- 0	3- 0				
1- 1	0- 0	0- 0	HOME	0- 1	0- 0	1- 0				
2- 0	0- 0	0- 0	AWAY	0- 0	0- 0	2- 0				
0- 0	0- 0	0- 0	NEUTRAL	0- 0	0- 0	0- 0				

RPI 1-25				RPI 26-50				RPI 51-100				Team's RPI: 75	RPI 101+			
RPI	S	Opponent	Score	RPI	S	Opponent	Score	RPI	S	Opponent	Score		RPI	S	Opponent	Score
1	H	UConn	78 92	27	N	Georgia Tech	54 79	53	H	Villanova	55 61		120	N	Saint Joseph's	55 39
19	H	Princeton	76 78					61	N	Vanderbilt	69 65		155	A	Butler	67 62
								91	A	Lehigh	68 75		166	A	Iona	89 37
													177	H	VCU	53 33
													205	H	Georgetown	79 60
													225	H	Sacred Heart	95 69
													245	H	Lafayette	74 50
													250	A	Xavier	83 61
													271	H	Fairfield	74 44
LAST 10 Division I																
166	A	Iona	89 37	205	H	Georgetown	79 60	53	H	Villanova	55 61					
1	H	UConn	78 92					250	A	Xavier	83 61					
61	N	Vanderbilt	69 65					155	A	Butler	67 62					
27	N	Georgia Tech	54 79					245	H	Lafayette	74 50					
91	A	Lehigh	68 75													

Non-Div I Games:

Seton Hall

Average RPI Win:	267	WON-LOST	WINNING	LAST 10	STRENGTH OF	OPP. STRENGTH	TEAM	ADJ.	CONF.	ADJ CONF.
Average RPI Loss:	177	RECORD	PCT. RANK	GAMES	SCHEDULE	OF SCHEDULE	RPI	RPI	RPI	RPI
DIV. I ONLY	2- 9	311	2-8	112	346	304	304	24	24	
DIV. I NON-CONF.	2- 7	288	2-6	58	347	259	259	24	24	
TOTALS	RPI 1-25	RPI 26-50	W-L RECORDS	RPI 51-100	RPI 101-150	RPI 150+				
2- 9	0- 0	0- 0	OVERALL	0- 1	0- 4	2- 4				
2- 3	0- 0	0- 0	HOME	0- 0	0- 1	2- 2				
0- 6	0- 0	0- 0	AWAY	0- 1	0- 3	0- 2				
0- 0	0- 0	0- 0	NEUTRAL	0- 0	0- 0	0- 0				
2- 7	0- 0	0- 0	NON-CONFERENCE	0- 1	0- 4	2- 2				
2- 1	0- 0	0- 0	HOME	0- 0	0- 1	2- 0				
0- 6	0- 0	0- 0	AWAY	0- 1	0- 3	0- 2				
0- 0	0- 0	0- 0	NEUTRAL	0- 0	0- 0	0- 0				
0- 2	0- 0	0- 0	CONFERENCE	0- 0	0- 0	0- 2				
0- 2	0- 0	0- 0	HOME	0- 0	0- 0	0- 2				
0- 0	0- 0	0- 0	AWAY	0- 0	0- 0	0- 0				
0- 0	0- 0	0- 0	NEUTRAL	0- 0	0- 0	0- 0				

RPI 1-25			RPI 26-50			RPI 51-100			RPI 101+			Team's RPI: 304
RPI	S	Opponent	Score	RPI	S	Opponent	Score	RPI	S	Opponent	Score	
						84 A Penn	44 92			106 A Colgate	51 88	
										125 A Harvard	51 68	
										136 A Massachusetts	55 61	
										147 H Binghamton	62 89	
										169 A Fla. Atlantic	39 83	
										216 H Quinnipiac	52 66	
										225 H Sacred Heart	68 57	
										271 H Fairfield	35 65	
										308 H Albany (NY)	52 46	
										338 A Fairleigh Dickinson	58 67	
LAST 10 Division I												
106 A		Colgate	51 88	216 H		Quinnipiac	52 66					
169 A		Fla. Atlantic	39 83	271 H		Fairfield	35 65					
225 H		Sacred Heart	68 57	338 A		Fairleigh Dickinson	58 67					
125 A		Harvard	51 68	136 A		Massachusetts	55 61					
84 A		Penn	44 92	308 H		Albany (NY)	52 46					

Non-Div I Games:

Siena

South Alabama

Through Games Of Jan. 5, 2020

Average RPI Win:	244	WON-LOST	WINNING	LAST 10	STRENGTH OF	OPP. STRENGTH	TEAM	ADJ.	CONF.	ADJ CONF.
Average RPI Loss:	129	RECORD	PCT. RANK	GAMES	SCHEDULE	OF SCHEDULE	RPI	RPI	RPI	RPI
DIV. I ONLY	4- 8	244	4-6	183	184	264	264	23	23	
DIV. I NON-CONF.	3- 7	252	3-5	193	142	274	274	22	22	
TOTALS	RPI 1-25	RPI 26-50	W-L RECORDS	RPI 51-100	RPI 101-150	RPI 150+				
4- 8	0- 0	0- 1	OVERALL	0- 1	1- 3	3- 3				
3- 5	0- 0	0- 1	HOME	0- 1	0- 2	3- 1				
1- 3	0- 0	0- 0	AWAY	0- 0	1- 1	0- 2				
0- 0	0- 0	0- 0	NEUTRAL	0- 0	0- 0	0- 0				
3- 7	0- 0	0- 1	NON-CONFERENCE	0- 1	1- 2	2- 3				
2- 4	0- 0	0- 1	HOME	0- 1	0- 1	2- 1				
1- 3	0- 0	0- 0	AWAY	0- 0	1- 1	0- 2				
0- 0	0- 0	0- 0	NEUTRAL	0- 0	0- 0	0- 0				
1- 1	0- 0	0- 0	CONFERENCE	0- 0	0- 1	1- 0				
1- 1	0- 0	0- 0	HOME	0- 0	0- 1	1- 0				
0- 0	0- 0	0- 0	AWAY	0- 0	0- 0	0- 0				
0- 0	0- 0	0- 0	NEUTRAL	0- 0	0- 0	0- 0				

RPI 1-25			RPI 26-50			RPI 51-100			RPI 101+ Team's RPI: 264		
RPI	S	Opponent	Score	RPI	S	Opponent	Score	RPI	S	Opponent	Score
				40	H	Rutgers	56 77	79	H	Alabama	62 74
								118	H	Auburn	62 82
								123	H	Coastal Caro.	62 71
								133	A	UAB	61 77
								145	A	Tulane	62 53
								152	A	Southern Miss.	55 62
								157	H	Miami (OH)	73 76
								213	H	A&M-Corpus Christi	83 82
								231	A	ETSU	60 65
								280	H	Appalachian St.	81 66
								339	H	Tennessee St.	70 48
LAST 10 Division I											
				118	H	Auburn	62 82	123	H	Coastal Caro.	62 71
				339	H	Tennessee St.	70 48	280	H	Appalachian St.	81 66
				79	H	Alabama	62 74	231	A	ETSU	60 65
				157	H	Miami (OH)	73 76	152	A	Southern Miss.	55 62
				213	H	A&M-Corpus Christi	83 82	145	A	Tulane	62 53

Non-Div I Games: William Carey 68 52 Mobile 103 59

South Alabama

Loss, Non-Conf, S Site, H Home A Away N Neutral

South Carolina

Through Games Of Jan. 5, 2020

Average RPI Win:	115	WON-LOST	WINNING	LAST 10	STRENGTH OF	OPP. STRENGTH	TEAM	ADJ.	CONF.	ADJ CONF.
Average RPI Loss:	12	RECORD	PCT. RANK	GAMES	SCHEDULE	OF SCHEDULE	RPI	RPI	RPI	RPI
DIV. I ONLY	14- 1	5	9-1	15	25	6	6	4	4	
DIV. I NON-CONF.	12- 1	10	7-1	33	34	7	7	4	4	
TOTALS	RPI 1-25	RPI 26-50	W-L RECORDS	RPI 51-100	RPI 101-150	RPI 150+				
14- 1	2- 1	4- 0	OVERALL	3- 0	1- 0	4- 0				
7- 0	2- 0	2- 0	HOME	0- 0	0- 0	3- 0				
5- 0	0- 0	1- 0	AWAY	2- 0	1- 0	1- 0				
2- 1	0- 1	1- 0	NEUTRAL	1- 0	0- 0	0- 0				
12- 1	1- 1	4- 0	NON-CONFERENCE	2- 0	1- 0	4- 0				
6- 0	1- 0	2- 0	HOME	0- 0	0- 0	3- 0				
4- 0	0- 0	1- 0	AWAY	1- 0	1- 0	1- 0				
2- 1	0- 1	1- 0	NEUTRAL	1- 0	0- 0	0- 0				
2- 0	1- 0	0- 0	CONFERENCE	1- 0	0- 0	0- 0				
1- 0	1- 0	0- 0	HOME	0- 0	0- 0	0- 0				
1- 0	0- 0	0- 0	AWAY	1- 0	0- 0	0- 0				
0- 0	0- 0	0- 0	NEUTRAL	0- 0	0- 0	0- 0				

RPI	S	Opponent	Score	RPI	S	Opponent	Score	RPI	S	Opponent	Score	RPI	S	Opponent	Score
12	N	Indiana	57 71	30	A	Maryland	63 54	62	A	Temple	78 71	129	A	Dayton	75 49
20	H	Kentucky	99 72	34	H	South Dakota	73 60	78	N	Washington St.	68 53	173	A	Clemson	84 48
24	H	Purdue	85 49	37	N	Baylor	74 59	79	A	Alabama	93 78	280	H	Appalachian St.	92 50
				38	H	Duke	89 46					301	H	Alabama St.	103 43
												324	H	USC Upstate	112 32
LAST 10 Division I															
		62	A	Temple	78	71	79	A	Alabama	93	78				
		37	N	Baylor	74	59	20	H	Kentucky	99	72				
		78	N	Washington St.	68	53	34	H	South Dakota	73	60				
		12	N	Indiana	57	71	38	H	Duke	89	46				
		173	A	Clemson	84	48	24	H	Purdue	85	49				

Non-Div I Games:

South Carolina

Loss, Non-Conf, S Site, H Home A Away N Neutral

Average RPI Win: 341		WON-LOST	WINNING	LAST 10	STRENGTH OF	OPP. STRENGTH	TEAM	ADJ.	CONF.	ADJ CONF.
Average RPI Loss: 248		RECORD	PCT. RANK	GAMES	SCHEDULE	OF SCHEDULE	RPI	RPI	RPI	RPI
DIV. I ONLY		2- 12	323	1-9	334	348	344	344	31	31
DIV. I NON-CONF.		1- 12	335	0-9	320	349	345	345	31	31
TOTALS	RPI 1-25	RPI 26-50		W-L RECORDS		RPI 51-100	RPI 101-150	RPI 150+		
2- 12	0- 0	0- 0		OVERALL		0- 0	0- 2	2- 10		
0- 5	0- 0	0- 0		HOME		0- 0	0- 1	0- 4		
2- 6	0- 0	0- 0		AWAY		0- 0	0- 1	2- 5		
0- 1	0- 0	0- 0		NEUTRAL		0- 0	0- 0	0- 1		
1- 12	0- 0	0- 0		NON-CONFERENCE		0- 0	0- 2	1- 10		
0- 5	0- 0	0- 0		HOME		0- 0	0- 1	0- 4		
1- 6	0- 0	0- 0		AWAY		0- 0	0- 1	1- 5		
0- 1	0- 0	0- 0		NEUTRAL		0- 0	0- 0	0- 1		
1- 0	0- 0	0- 0		CONFERENCE		0- 0	0- 0	1- 0		
0- 0	0- 0	0- 0		HOME		0- 0	0- 0	0- 0		
1- 0	0- 0	0- 0		AWAY		0- 0	0- 0	1- 0		
0- 0	0- 0	0- 0		NEUTRAL		0- 0	0- 0	0- 0		

RPI 1-25				RPI 26-50				RPI 51-100				RPI 101+				Team's RPI: 344	
RPI	S	Opponent	Score	RPI	S	Opponent	Score	RPI	S	Opponent	Score	RPI	S	Opponent	Score		
												123	A	Coastal Caro.	44	85	
												140	H	North Dakota	53	95	
												209	N	North Ala.	46	99	
												235	H	Col. of Charleston	55	76	
												237	A	UNC Asheville	51	82	
												242	A	UNLV	57	66	
												265	H	Radford	45	60	
												270	A	UNCW	46	84	
												294	H	Presbyterian	49	70	
												312	H	Mercer	55	66	
												319	A	Georgia St.	52	77	
												324	A	USC Upstate	47	58	
												340	A	Coppin St.	71	60	
												342	A	Charleston So.	81	75	
LAST 10 Division I																	
				237	A	UNC Asheville	51	82	340	A	Coppin St.	71	60				
				312	H	Mercer	55	66	123	A	Coastal Caro.	44	85				
				140	H	North Dakota	53	95	209	N	North Ala.	46	99				
				242	A	UNLV	57	66	319	A	Georgia St.	52	77				
				235	H	Col. of Charleston	55	76	324	A	USC Upstate	47	58				

Non-Div I Games:

South Carolina St.

■ Loss, ■ Non-Conf, S Site, H Home A Away N Neutral

South Dakota

Through Games Of Jan. 5, 2020

Average RPI Win:	171	WON-LOST	WINNING	LAST 10	STRENGTH OF	OPP. STRENGTH	TEAM	ADJ.	CONF.	ADJ CONF.
Average RPI Loss:	4	RECORD	PCT. RANK	GAMES	SCHEDULE	OF SCHEDULE	RPI	RPI	RPI	RPI
DIV. I ONLY	13- 2	22	8-2	162	11	34	34	17	17	
DIV. I NON-CONF.	10- 2	31	5-2	84	2	18	18	17	17	
TOTALS	RPI 1-25	RPI 26-50	W-L RECORDS	RPI 51-100	RPI 101-150	RPI 150+				
13- 2	3- 2	0- 0	OVERALL	0- 0	2- 0	8- 0				
6- 1	2- 1	0- 0	HOME	0- 0	1- 0	3- 0				
5- 1	0- 1	0- 0	AWAY	0- 0	1- 0	4- 0				
2- 0	1- 0	0- 0	NEUTRAL	0- 0	0- 0	1- 0				
10- 2	3- 2	0- 0	NON-CONFERENCE	0- 0	2- 0	5- 0				
5- 1	2- 1	0- 0	HOME	0- 0	1- 0	2- 0				
3- 1	0- 1	0- 0	AWAY	0- 0	1- 0	2- 0				
2- 0	1- 0	0- 0	NEUTRAL	0- 0	0- 0	1- 0				
3- 0	0- 0	0- 0	CONFERENCE	0- 0	0- 0	3- 0				
1- 0	0- 0	0- 0	HOME	0- 0	0- 0	1- 0				
2- 0	0- 0	0- 0	AWAY	0- 0	0- 0	2- 0				
0- 0	0- 0	0- 0	NEUTRAL	0- 0	0- 0	0- 0				

RPI 1-25				RPI 26-50		Team's RPI: 34		RPI 51-100				RPI 101+			
RPI	S	Opponent	Score	RPI	S	Opponent	Score	RPI	S	Opponent	Score	RPI	S	Opponent	Score
2	H	Missouri St.	66 74									142	A	Green Bay	66 60
6	A	South Carolina	60 73									149	H	Montana	96 64
16	H	Creighton	72 65									164	N	Northern Ill.	91 48
23	N	Ohio St.	68 53									167	A	Utah	84 81
25	H	Drake	102 94									172	H	Missouri	72 56
												196	A	Northeastern	80 76
												226	A	Western Ill.	96 65
												284	H	Denver	104 61
												313	A	Purdue Fort Wayne	62 41
												340	H	Coppin St.	82 44
LAST 10 Division I															
340	H	Coppin St.	82 44	284	H	Denver	104 61								
16	H	Creighton	72 65	313	A	Purdue Fort Wayne	62 41								
164	N	Northern Ill.	91 48	226	A	Western Ill.	96 65								
23	N	Ohio St.	68 53	6	A	South Carolina	60 73								
2	H	Missouri St.	66 74	149	H	Montana	96 64								

Non-Div I Games: Mt. Marty 110 39

South Dakota

Loss, Non-Conf, S Site, H Home A Away N Neutral

Average RPI Win: 199		WON-LOST	WINNING	LAST 10	STRENGTH OF	OPP. STRENGTH	TEAM	ADJ.	CONF.	ADJ CONF.
Average RPI Loss: 29		RECORD	PCT. RANK	GAMES	SCHEDULE	OF SCHEDULE	RPI	RPI	RPI	RPI
DIV. I ONLY		10- 6	110	6-4	158	18	99	99	17	17
DIV. I NON-CONF.		7- 6	160	3-4	86	10	94	94	17	17
TOTALS		RPI 1-25	RPI 26-50		W-L RECORDS		RPI 51-100	RPI 101-150		RPI 150+
10- 6	0- 3	0- 3		OVERALL		1- 0	3- 0		6- 0	
6- 2	0- 0	0- 2		HOME		0- 0	1- 0		5- 0	
2- 3	0- 3	0- 0		AWAY		0- 0	1- 0		1- 0	
2- 1	0- 0	0- 1		NEUTRAL		1- 0	1- 0		0- 0	
7- 6	0- 3	0- 3		NON-CONFERENCE		1- 0	3- 0		3- 0	
4- 2	0- 0	0- 2		HOME		0- 0	1- 0		3- 0	
1- 3	0- 3	0- 0		AWAY		0- 0	1- 0		0- 0	
2- 1	0- 0	0- 1		NEUTRAL		1- 0	1- 0		0- 0	
3- 0	0- 0	0- 0		CONFERENCE		0- 0	0- 0		3- 0	
2- 0	0- 0	0- 0		HOME		0- 0	0- 0		2- 0	
1- 0	0- 0	0- 0		AWAY		0- 0	0- 0		1- 0	
0- 0	0- 0	0- 0		NEUTRAL		0- 0	0- 0		0- 0	

RPI 1-25			
RPI	S	Opponent	Score
15	A	Oregon	56 95
16	A	Creighton	48 61
25	A	Drake	67 74

RPI 26-50			
RPI	S	Opponent	Score
36	H	Marquette	58 65
39	N	FGCU	70 71
41	H	Central Mich.	74 79

RPI 51-100				Team's RPI: 99	
RPI	S	Opponent	Score		
100	N	Notre Dame	65	59	

RPI 101+			
RPI	S	Opponent	Score
109	N	South Fla.	61 50
113	H	Montana St.	60 50
142	A	Green Bay	60 55
191	H	Wyoming	67 40
221	H	Chattanooga	71 56
226	H	Western Ill.	75 45
261	H	Oral Roberts	58 44
287	A	Omaha	68 51
340	H	Coppin St.	94 41

LAST 10 Division I									
41	H	Central Mich.	74	79	226	H	Western Ill.	75	45
221	H	Chattanooga	71	56	261	H	Oral Roberts	58	44
15	A	Oregon	56	95	287	A	Omaha	68	51
340	H	Coppin St.	94	41	142	A	Green Bay	60	55
39	N	FGCU	70	71	36	H	Marquette	58	65

Non-Div I Games:	Dakota Wesleyan	77	46
------------------	-----------------	----	----

South Dakota St.

Loss, Non-Conf, S Site, H Home A Away N Neutral

Average RPI Win:	191	WON-LOST	WINNING	LAST 10	STRENGTH OF	OPP. STRENGTH	TEAM	ADJ.	CONF.	ADJ CONF.
Average RPI Loss:	89	RECORD	PCT. RANK	GAMES	SCHEDULE	OF SCHEDULE	RPI	RPI	RPI	RPI
DIV. I ONLY	9- 6	117	5-5	56	178	109	109	8	8	
DIV. I NON-CONF.	8- 6	138	4-5	73	170	119	119	8	8	
TOTALS	RPI 1-25	RPI 26-50	W-L RECORDS	RPI 51-100	RPI 101-150	RPI 150+				
9- 6	0- 1	0- 2	OVERALL	1- 2	1- 0	7- 1				
9- 0	0- 0	0- 0	HOME	1- 0	1- 0	7- 0				
0- 2	0- 0	0- 1	AWAY	0- 0	0- 0	0- 1				
0- 4	0- 1	0- 1	NEUTRAL	0- 2	0- 0	0- 0				
8- 6	0- 1	0- 2	NON-CONFERENCE	1- 2	1- 0	6- 1				
8- 0	0- 0	0- 0	HOME	1- 0	1- 0	6- 0				
0- 2	0- 0	0- 1	AWAY	0- 0	0- 0	0- 1				
0- 4	0- 1	0- 1	NEUTRAL	0- 2	0- 0	0- 0				
1- 0	0- 0	0- 0	CONFERENCE	0- 0	0- 0	1- 0				
1- 0	0- 0	0- 0	HOME	0- 0	0- 0	1- 0				
0- 0	0- 0	0- 0	AWAY	0- 0	0- 0	0- 0				
0- 0	0- 0	0- 0	NEUTRAL	0- 0	0- 0	0- 0				

RPI S	Opponent	Score	RPI S	Opponent	Score	RPI S	Opponent	Score	RPI S	Opponent	Score	Team's RPI: 109
14 N	Mississippi St.	61 86	37 A	Baylor	46 58	90 H	Texas	64 57	128 H	Idaho	67 64	
			39 N	FGCU	77 81	99 N	South Dakota St.	50 61	168 H	Cincinnati	76 68	
						100 N	Notre Dame	51 67	177 H	VCU	77 55	
									178 H	Howard	82 53	
									193 H	Saint Francis (PA)	62 23	
									227 H	Jacksonville	70 39	
									242 A	UNLV	51 61	
									259 H	Brown	70 60	
									301 H	Alabama St.	80 29	
LAST 10 Division I												
301 H	Alabama St.	80 29	168 H	Cincinnati	76 68							
100 N	Notre Dame	51 67	259 H	Brown	70 60							
39 N	FGCU	77 81	242 A	UNLV	51 61							
99 N	South Dakota St.	50 61	14 N	Mississippi St.	61 86							
193 H	Saint Francis (PA)	62 23	128 H	Idaho	67 64							

Non-Div I Games:

South Fla.

Average RPI Win:	230	WON-LOST	WINNING	LAST 10	STRENGTH OF	OPP. STRENGTH	TEAM	ADJ.	CONF.	ADJ CONF.
Average RPI Loss:	171	RECORD	PCT. RANK	GAMES	SCHEDULE	OF SCHEDULE	RPI	RPI	RPI	RPI
DIV. I ONLY	7- 4	105	6-4	303	167	138	138	20	20	
DIV. I NON-CONF.	6- 3	90	5-3	333	128	154	154	21	21	
TOTALS	RPI 1-25	RPI 26-50	W-L RECORDS	RPI 51-100	RPI 101-150	RPI 150+				
7- 4	0- 0	0- 0	OVERALL	1- 1	1- 0	5- 3				
2- 0	0- 0	0- 0	HOME	1- 0	0- 0	1- 0				
5- 4	0- 0	0- 0	AWAY	0- 1	1- 0	4- 3				
0- 0	0- 0	0- 0	NEUTRAL	0- 0	0- 0	0- 0				
6- 3	0- 0	0- 0	NON-CONFERENCE	1- 1	0- 0	5- 2				
2- 0	0- 0	0- 0	HOME	1- 0	0- 0	1- 0				
4- 3	0- 0	0- 0	AWAY	0- 1	0- 0	4- 2				
0- 0	0- 0	0- 0	NEUTRAL	0- 0	0- 0	0- 0				
1- 1	0- 0	0- 0	CONFERENCE	0- 0	1- 0	0- 1				
0- 0	0- 0	0- 0	HOME	0- 0	0- 0	0- 0				
1- 1	0- 0	0- 0	AWAY	0- 0	1- 0	0- 1				
0- 0	0- 0	0- 0	NEUTRAL	0- 0	0- 0	0- 0				

RPI 1-25				RPI 26-50				RPI 51-100				RPI 101+				Team's RPI: 138	
RPI	S	Opponent	Score	RPI	S	Opponent	Score	RPI	S	Opponent	Score	RPI	S	Opponent	Score		
								60	H	Southern Ill.	79 65	141	A	Austin Peay	79 66		
								73	A	Saint Louis	61 76	187	A	Murray St.	62 70		
												198	A	Eastern Mich.	64 69		
												208	A	Arkansas St.	79 67		
												226	A	Western Ill.	91 97		
												271	A	Indiana St.	68 58		
												286	A	Ole Miss	70 53		
												313	A	Purdue Fort Wayne	58 48		
												328	H	Evansville	83 60		
LAST 10 Division I																	
				60	H	Southern Ill.	79 65	187	A	Murray St.	62 70						
				73	A	Saint Louis	61 76	141	A	Austin Peay	79 66						
				313	A	Purdue Fort Wayne	58 48	271	A	Indiana St.	68 58						
				198	A	Eastern Mich.	64 69	226	A	Western Ill.	91 97						
				208	A	Arkansas St.	79 67	286	A	Ole Miss	70 53						

Non-Div I Games: Harris-Stowe 106 64 Mo.-St. Louis 70 56

Southeast Mo. St.

■ Loss,
 ■ Non-Conf,
 ■ S Site,
 ■ Home
 ■ A Away
 N Neutral

Average RPI Win: 271		WON-LOST	WINNING	LAST 10	STRENGTH OF	OPP. STRENGTH	TEAM	ADJ.	CONF.	ADJ CONF.
Average RPI Loss: 143		RECORD	PCT. RANK	GAMES	SCHEDULE	OF SCHEDULE	RPI	RPI	RPI	RPI
DIV. I ONLY		4- 8	244	4-6	191	308	229	229	25	25
DIV. I NON-CONF.		2- 6	279	2-4	150	279	226	226	23	23
TOTALS		RPI 1-25	RPI 26-50	W-L RECORDS	RPI 51-100	RPI 101-150	RPI 150+			
4- 8	0- 0		0- 1	OVERALL	0- 1	0- 1	4- 5			
2- 1	0- 0		0- 0	HOME	0- 0	0- 0	2- 1			
2- 7	0- 0		0- 1	AWAY	0- 1	0- 1	2- 4			
0- 0	0- 0		0- 0	NEUTRAL	0- 0	0- 0	0- 0			
2- 6	0- 0		0- 1	NON-CONFERENCE	0- 1	0- 1	2- 3			
1- 0	0- 0		0- 0	HOME	0- 0	0- 0	1- 0			
1- 6	0- 0		0- 1	AWAY	0- 1	0- 1	1- 3			
0- 0	0- 0		0- 0	NEUTRAL	0- 0	0- 0	0- 0			
2- 2	0- 0		0- 0	CONFERENCE	0- 0	0- 0	2- 2			
1- 1	0- 0		0- 0	HOME	0- 0	0- 0	1- 1			
1- 1	0- 0		0- 0	AWAY	0- 0	0- 0	1- 1			
0- 0	0- 0		0- 0	NEUTRAL	0- 0	0- 0	0- 0			

RPI 1-25				RPI 26-50				RPI 51-100				RPI 101+				Team's RPI: 229	
RPI	S	Opponent	Score	RPI	S	Opponent	Score	RPI	S	Opponent	Score	RPI	S	Opponent	Score		
				48	A	LSU	52 62	79	A	Alabama	50 87	116	A	Houston	65 78		
												152	A	Southern Miss.	54 62		
												174	H	Lamar University	57 65		
												176	A	SFA	51 77		
												185	A	Louisiana	50 60		
												211	H	Jackson St.	63 59		
												213	H	A&M-Corpus Christi	48 44		
												215	A	Louisiana Tech	78 92		
												311	A	Houston Baptist	69 59		
												350	A	La.-Monroe	65 52		
LAST 10 Division I																	
				215	A	Louisiana Tech	78 92	213	H	A&M-Corpus Christi	48 44						
				211	H	Jackson St.	63 59	176	A	SFA	51 77						
				350	A	La.-Monroe	65 52	79	A	Alabama	50 87						
				48	A	LSU	52 62	311	A	Houston Baptist	69 59						
				185	A	Louisiana	50 60	174	H	Lamar University	57 65						

Non-Div I Games: LSU-Alexandria 89 67

Southeastern La.

Loss, Non-Conf, S Site, H Home A Away N Neutral

Average RPI Win:	217	WON-LOST	WINNING	LAST 10	STRENGTH OF	OPP. STRENGTH	TEAM	ADJ.	CONF.	ADJ CONF.
Average RPI Loss:	76	RECORD	PCT. RANK	GAMES	SCHEDULE	OF SCHEDULE	RPI	RPI	RPI	RPI
DIV. I ONLY	8- 6	129	5-5	65	120	105	105	1	1	
DIV. I NON-CONF.	8- 3	68	5-2	203	168	100	100	1	1	
TOTALS	RPI 1-25	RPI 26-50	W-L RECORDS	RPI 51-100	RPI 101-150	RPI 150+				
8- 6	0- 2	1- 1	OVERALL	1- 2	0- 0	6- 1				
5- 3	0- 1	1- 1	HOME	0- 1	0- 0	4- 0				
2- 2	0- 1	0- 0	AWAY	0- 0	0- 0	2- 1				
1- 1	0- 0	0- 0	NEUTRAL	1- 1	0- 0	0- 0				
8- 3	0- 1	1- 0	NON-CONFERENCE	1- 1	0- 0	6- 1				
5- 1	0- 1	1- 0	HOME	0- 0	0- 0	4- 0				
2- 1	0- 0	0- 0	AWAY	0- 0	0- 0	2- 1				
1- 1	0- 0	0- 0	NEUTRAL	1- 1	0- 0	0- 0				
0- 3	0- 1	0- 1	CONFERENCE	0- 1	0- 0	0- 0				
0- 2	0- 0	0- 1	HOME	0- 1	0- 0	0- 0				
0- 1	0- 1	0- 0	AWAY	0- 0	0- 0	0- 0				
0- 0	0- 0	0- 0	NEUTRAL	0- 0	0- 0	0- 0				

RPI 1-25				RPI 26-50				RPI 51-100				RPI 101+ Team's RPI: 105			
RPI	S	Opponent	Score	RPI	S	Opponent	Score	RPI	S	Opponent	Score	RPI	S	Opponent	Score
7	A	UCLA	59 83	31	H	Virginia	59 49	51	H	Arizona St.	54 63	242	H	UNLV	75 54
9	H	Texas A&M	64 74	35	H	Arizona	57 65	71	N	Nebraska	54 67	243	A	UC Riverside	76 59
								79	N	Alabama	60 57	249	H	Long Beach St.	57 40
												254	A	CSUN	69 53
												281	A	UC Santa Barbara	46 57
												303	H	Nevada	50 47
												333	H	UTRGV	80 43
LAST 10 Division I															
333	H	UTRGV	80 43	51	H	Arizona St.	54 63								
242	H	UNLV	75 54	35	H	Arizona	57 65								
79	N	Alabama	60 57	7	A	UCLA	59 83								
71	N	Nebraska	54 67	249	H	Long Beach St.	57 40								
9	H	Texas A&M	64 74	303	H	Nevada	50 47								

Non-Div I Games:

Southern California

■ Loss,
 ■ Non-Conf,
 ■ S Site,
 ■ H Home
 ■ A Away
 N Neutral

Average RPI Win:	173	WON-LOST	WINNING	LAST 10	STRENGTH OF	OPP. STRENGTH	TEAM	ADJ.	CONF.	ADJ CONF.
Average RPI Loss:	118	RECORD	PCT. RANK	GAMES	SCHEDULE	OF SCHEDULE	RPI	RPI	RPI	RPI
DIV. I ONLY	9- 4	72	7-3	99	218	60	60	7	7	
DIV. I NON-CONF.	8- 3	68	6-2	151	205	73	73	7	7	
TOTALS	RPI 1-25	RPI 26-50	W-L RECORDS	RPI 51-100	RPI 101-150	RPI 150+				
9- 4	0- 0	0- 0	OVERALL	2- 2	0- 1	7- 1				
4- 1	0- 0	0- 0	HOME	2- 0	0- 0	2- 1				
4- 3	0- 0	0- 0	AWAY	0- 2	0- 1	4- 0				
1- 0	0- 0	0- 0	NEUTRAL	0- 0	0- 0	1- 0				
8- 3	0- 0	0- 0	NON-CONFERENCE	2- 1	0- 1	6- 1				
4- 1	0- 0	0- 0	HOME	2- 0	0- 0	2- 1				
3- 2	0- 0	0- 0	AWAY	0- 1	0- 1	3- 0				
1- 0	0- 0	0- 0	NEUTRAL	0- 0	0- 0	1- 0				
1- 1	0- 0	0- 0	CONFERENCE	0- 1	0- 0	1- 0				
0- 0	0- 0	0- 0	HOME	0- 0	0- 0	0- 0				
1- 1	0- 0	0- 0	AWAY	0- 1	0- 0	1- 0				
0- 0	0- 0	0- 0	NEUTRAL	0- 0	0- 0	0- 0				

RPI 1-25				RPI 26-50				RPI 51-100				Team's RPI: 60	RPI 101+			
RPI	S	Opponent	Score	RPI	S	Opponent	Score	RPI	S	Opponent	Score		RPI	S	Opponent	Score
								66	H	UT Martin	70 59		138	A	Southeast Mo. St.	65 79
								73	H	Saint Louis	61 53		162	H	Memphis	66 70
								77	A	IUPUI	78 81		164	A	Northern Ill.	80 61
								95	A	Loyola Chicago	49 51		165	A	Valparaiso	67 51
													187	H	Murray St.	76 66
													189	H	Tennessee Tech	76 65
													198	A	Eastern Mich.	85 54
													226	N	Western Ill.	79 65
													293	A	SIUE	103 67
LAST 10 Division I																
				138	A	Southeast Mo. St.	65 79					95	A	Loyola Chicago	49 51	
				66	H	UT Martin	70 59					165	A	Valparaiso	67 51	
				73	H	Saint Louis	61 53					164	A	Northern Ill.	80 61	
				198	A	Eastern Mich.	85 54					226	N	Western Ill.	79 65	
				162	H	Memphis	66 70					187	H	Murray St.	76 66	

Non-Div I Games:

Southern Ill.

Average RPI Win:	267	WON-LOST	WINNING	LAST 10	STRENGTH OF	OPP. STRENGTH	TEAM	ADJ.	CONF.	ADJ CONF.
Average RPI Loss:	92	RECORD	PCT. RANK	GAMES	SCHEDULE	OF SCHEDULE	RPI	RPI	RPI	RPI
DIV. I ONLY	7- 3	70	7-3	263	224	152	152	13	13	
DIV. I NON-CONF.	6- 3	90	6-3	294	192	182	182	15	15	
TOTALS	RPI 1-25	RPI 26-50	W-L RECORDS	RPI 51-100	RPI 101-150	RPI 150+				
7- 3	0- 1	0- 0	OVERALL	0- 0	0- 2	7- 0				
6- 1	0- 0	0- 0	HOME	0- 0	0- 1	6- 0				
1- 2	0- 1	0- 0	AWAY	0- 0	0- 1	1- 0				
0- 0	0- 0	0- 0	NEUTRAL	0- 0	0- 0	0- 0				
6- 3	0- 1	0- 0	NON-CONFERENCE	0- 0	0- 2	6- 0				
5- 1	0- 0	0- 0	HOME	0- 0	0- 1	5- 0				
1- 2	0- 1	0- 0	AWAY	0- 0	0- 1	1- 0				
0- 0	0- 0	0- 0	NEUTRAL	0- 0	0- 0	0- 0				
1- 0	0- 0	0- 0	CONFERENCE	0- 0	0- 0	1- 0				
1- 0	0- 0	0- 0	HOME	0- 0	0- 0	1- 0				
0- 0	0- 0	0- 0	AWAY	0- 0	0- 0	0- 0				
0- 0	0- 0	0- 0	NEUTRAL	0- 0	0- 0	0- 0				

RPI S	Opponent	Score	RPI S	Opponent	Score	RPI S	Opponent	Score	RPI S	Opponent	Score	Team's RPI: 152
14	A Mississippi St.	58 91							116	A Houston	60 75	
									145	H Tulane	58 62	
									177	H VCU	51 39	
									215	H Louisiana Tech	66 60	
									229	H Southeastern La.	62 54	
									264	H South Alabama	62 55	
									286	H Ole Miss	59 53	
									346	H Mississippi Val.	84 80	
									350	A La.-Monroe	57 42	
LAST 10 Division I												
346	H Mississippi Val.	84 80	215	H Louisiana Tech	66 60							
286	H Ole Miss	59 53	116	A Houston	60 75							
350	A La.-Monroe	57 42	264	H South Alabama	62 55							
229	H Southeastern La.	62 54	145	H Tulane	58 62							
14	A Mississippi St.	58 91	177	H VCU	51 39							

Non-Div I Games: Faulkner 71 59 William Carey 77 47

Southern Miss.

Average RPI Win:	0	WON-LOST	WINNING	LAST 10	STRENGTH OF	OPP. STRENGTH	TEAM	ADJ.	CONF.	ADJ CONF.
Average RPI Loss:	97	RECORD	PCT. RANK	GAMES	SCHEDULE	OF SCHEDULE	RPI	RPI	RPI	RPI
DIV. I ONLY	0- 10	343	0-10	14	126	244	244	28	28	
DIV. I NON-CONF.	0- 9	338	0-9	10	163	240	240	28	28	
TOTALS	RPI 1-25	RPI 26-50	W-L RECORDS	RPI 51-100	RPI 101-150	RPI 150+				
0- 10	0- 0	0- 2	OVERALL	0- 5	0- 1	0- 2				
0- 0	0- 0	0- 0	HOME	0- 0	0- 0	0- 0				
0- 8	0- 0	0- 2	AWAY	0- 4	0- 1	0- 1				
0- 2	0- 0	0- 0	NEUTRAL	0- 1	0- 0	0- 1				
0- 9	0- 0	0- 2	NON-CONFERENCE	0- 4	0- 1	0- 2				
0- 0	0- 0	0- 0	HOME	0- 0	0- 0	0- 0				
0- 7	0- 0	0- 2	AWAY	0- 3	0- 1	0- 1				
0- 2	0- 0	0- 0	NEUTRAL	0- 1	0- 0	0- 1				
0- 1	0- 0	0- 0	CONFERENCE	0- 1	0- 0	0- 0				
0- 0	0- 0	0- 0	HOME	0- 0	0- 0	0- 0				
0- 1	0- 0	0- 0	AWAY	0- 1	0- 0	0- 0				
0- 0	0- 0	0- 0	NEUTRAL	0- 0	0- 0	0- 0				

RPI	S	Opponent	Score	RPI	S	Opponent	Score	RPI	S	Opponent	Score	RPI	S	Opponent	Score	Team's RPI: 244
29	A	Oklahoma St.	59 72	71	A	Nebraska	39 73	130	A	Fordham	52 65					
40	A	Rutgers	58 78	72	A	Texas Southern	56 61	153	A	Wichita St.	63 69					
				74	A	Iowa St.	36 69	237	N	UNC Asheville	34 53					
				78	N	Washington St.	54 69									
				90	A	Texas	39 93									
LAST 10 Division I																
40	A	Rutgers	58 78	72	A	Texas Southern	56 61									
90	A	Texas	39 93	237	N	UNC Asheville	34 53									
71	A	Nebraska	39 73	78	N	Washington St.	54 69									
153	A	Wichita St.	63 69	29	A	Oklahoma St.	59 72									
74	A	Iowa St.	36 69	130	A	Fordham	52 65									

Non-Div I Games: Tougaloo 100 39 Wiley 78 55

Southern U.

Southern Utah

Through Games Of Jan. 5, 2020

Average RPI Win:	250	WON-LOST	WINNING	LAST 10	STRENGTH OF	OPP. STRENGTH	TEAM	ADJ.	CONF.	ADJ CONF.
Average RPI Loss:	164	RECORD	PCT. RANK	GAMES	SCHEDULE	OF SCHEDULE	RPI	RPI	RPI	RPI
DIV. I ONLY	7- 5	123	5-5	254	225	161	161	21	21	
DIV. I NON-CONF.	6- 3	90	4-3	291	235	152	152	19	19	
TOTALS	RPI 1-25	RPI 26-50	W-L RECORDS	RPI 51-100	RPI 101-150	RPI 150+				
7- 5	0- 1	0- 0	OVERALL	0- 0	0- 2	7- 2				
6- 0	0- 0	0- 0	HOME	0- 0	0- 0	6- 0				
1- 5	0- 1	0- 0	AWAY	0- 0	0- 2	1- 2				
0- 0	0- 0	0- 0	NEUTRAL	0- 0	0- 0	0- 0				
6- 3	0- 1	0- 0	NON-CONFERENCE	0- 0	0- 0	6- 2				
5- 0	0- 0	0- 0	HOME	0- 0	0- 0	5- 0				
1- 3	0- 1	0- 0	AWAY	0- 0	0- 0	1- 2				
0- 0	0- 0	0- 0	NEUTRAL	0- 0	0- 0	0- 0				
1- 2	0- 0	0- 0	CONFERENCE	0- 0	0- 2	1- 0				
1- 0	0- 0	0- 0	HOME	0- 0	0- 0	1- 0				
0- 2	0- 0	0- 0	AWAY	0- 0	0- 2	0- 0				
0- 0	0- 0	0- 0	NEUTRAL	0- 0	0- 0	0- 0				

RPI 1-25				RPI 26-50				RPI 51-100				RPI 101+ Team's RPI: 161			
RPI	S	Opponent	Score	RPI	S	Opponent	Score	RPI	S	Opponent	Score	RPI	S	Opponent	Score
5	A	Oregon St.	45 95									113	A	Montana St.	65 91
												149	A	Montana	74 81
												192	H	Portland St.	71 58
												224	H	Cal St. Fullerton	79 63
												242	H	UNLV	72 68
												243	H	UC Riverside	79 68
												248	H	UC Irvine	82 68
												261	H	Oral Roberts	72 58
												268	A	Grand Canyon	65 69
												284	A	Denver	73 81
												343	A	Utah Valley	71 58
LAST 10 Division I															
248	H	UC Irvine	82 68	113	A	Montana St.	65 91								
261	H	Oral Roberts	72 58	149	A	Montana	74 81								
5	A	Oregon St.	45 95	192	H	Portland St.	71 58								
242	H	UNLV	72 68	243	H	UC Riverside	79 68								
268	A	Grand Canyon	65 69	284	A	Denver	73 81								

Non-Div I Games:

Southern Utah

■ Loss,
 ■ Non-Conf, S Site,
 ■ Home
 ■ Away
 N Neutral

Average RPI Win:	225	WON-LOST	WINNING	LAST 10	STRENGTH OF	OPP. STRENGTH	TEAM	ADJ.	CONF.	ADJ CONF.
Average RPI Loss:	136	RECORD	PCT. RANK	GAMES	SCHEDULE	OF SCHEDULE	RPI	RPI	RPI	RPI
DIV. I ONLY	3- 11	301	2-8	98	279	276	276	12	12	
DIV. I NON-CONF.	3- 10	282	2-7	111	285	284	284	11	11	
TOTALS	RPI 1-25	RPI 26-50	W-L RECORDS	RPI 51-100	RPI 101-150	RPI 150+				
3- 11	0- 0	0- 0	OVERALL	0- 4	1- 4	2- 3				
2- 5	0- 0	0- 0	HOME	0- 2	0- 1	2- 2				
0- 5	0- 0	0- 0	AWAY	0- 2	0- 2	0- 1				
1- 1	0- 0	0- 0	NEUTRAL	0- 0	1- 1	0- 0				
3- 10	0- 0	0- 0	NON-CONFERENCE	0- 4	1- 3	2- 3				
2- 5	0- 0	0- 0	HOME	0- 2	0- 1	2- 2				
0- 4	0- 0	0- 0	AWAY	0- 2	0- 1	0- 1				
1- 1	0- 0	0- 0	NEUTRAL	0- 0	1- 1	0- 0				
0- 1	0- 0	0- 0	CONFERENCE	0- 0	0- 1	0- 0				
0- 0	0- 0	0- 0	HOME	0- 0	0- 0	0- 0				
0- 1	0- 0	0- 0	AWAY	0- 0	0- 1	0- 0				
0- 0	0- 0	0- 0	NEUTRAL	0- 0	0- 0	0- 0				

RPI 1-25				RPI 26-50				RPI 51-100				RPI 101+				Team's RPI: 276	
RPI	S	Opponent	Score	RPI	S	Opponent	Score	RPI	S	Opponent	Score	RPI	S	Opponent	Score		
								59	H	Buffalo	36	46	121	N	Saint Mary's (CA)	57	72
								67	H	St. John's (NY)	56	68	124	N	Wright St.	57	56
								82	A	Bucknell	60	68	130	A	Fordham	53	79
								85	A	Kent St.	58	81	144	H	Cornell	42	70
													147	A	Binghamton	67	78
													163	H	Akron	54	63
													170	H	Cleveland St.	62	65
													255	H	Niagara	71	67
													297	H	Oakland	80	66
													327	A	Canisius	82	84
LAST 10 Division I																	
				59	H	Buffalo	36	46	130	A	Fordham	53	79				
				85	A	Kent St.	58	81	144	H	Cornell	42	70				
				147	A	Binghamton	67	78	121	N	Saint Mary's (CA)	57	72				
				170	H	Cleveland St.	62	65	124	N	Wright St.	57	56				
				327	A	Canisius	82	84	297	H	Oakland	80	66				

Non-Div I Games:

St. Bonaventure

■ Loss,
 ■ Non-Conf,
 ■ S Site,
 ■ H Home
 ■ A Away
 N Neutral

Average RPI Win:	277	WON-LOST	WINNING	LAST 10	STRENGTH OF	OPP. STRENGTH	TEAM	ADJ.	CONF.	ADJ CONF.
Average RPI Loss:	158	RECORD	PCT. RANK	GAMES	SCHEDULE	OF SCHEDULE	RPI	RPI	RPI	RPI
DIV. I ONLY	3- 8	273	3-7	185	285	277	277	30	30	
DIV. I NON-CONF.	3- 7	252	3-6	140	245	239	239	30	30	
TOTALS	RPI 1-25	RPI 26-50	W-L RECORDS	RPI 51-100	RPI 101-150	RPI 150+				
3- 8	0- 1	0- 1	OVERALL	0- 3	0- 0	3- 3				
2- 2	0- 0	0- 0	HOME	0- 1	0- 0	2- 1				
1- 4	0- 1	0- 1	AWAY	0- 1	0- 0	1- 1				
0- 2	0- 0	0- 0	NEUTRAL	0- 1	0- 0	0- 1				
3- 7	0- 1	0- 1	NON-CONFERENCE	0- 3	0- 0	3- 2				
2- 1	0- 0	0- 0	HOME	0- 1	0- 0	2- 0				
1- 4	0- 1	0- 1	AWAY	0- 1	0- 0	1- 1				
0- 2	0- 0	0- 0	NEUTRAL	0- 1	0- 0	0- 1				
0- 1	0- 0	0- 0	CONFERENCE	0- 0	0- 0	0- 1				
0- 1	0- 0	0- 0	HOME	0- 0	0- 0	0- 1				
0- 0	0- 0	0- 0	AWAY	0- 0	0- 0	0- 0				
0- 0	0- 0	0- 0	NEUTRAL	0- 0	0- 0	0- 0				

RPI 1-25				RPI 26-50				RPI 51-100				RPI 101+ Team's RPI: 277			
RPI	S	Opponent	Score	RPI	S	Opponent	Score	RPI	S	Opponent	Score	RPI	S	Opponent	Score
19	A	Princeton	44 76	36	A	Marquette	71 92	92	H	Stony Brook	73 86	261	H	Loyola Maryland	89 78
								94	N	Pacific	62 71	263	H	Army West Point	70 64
								96	A	Boston College	69 106	275	N	Ga. Southern	47 78
												308	A	Albany (NY)	49 41
												316	A	NJIT	69 88
												338	H	Fairleigh Dickinson	57 62
LAST 10 Division I															
316	A	NJIT	69 88	338	H	Fairleigh Dickinson	57 62	275	N	Ga. Southern	47 78	94	N	Pacific	62 71
261	H	Loyola Maryland	89 78	308	A	Albany (NY)	49 41	19	A	Princeton	44 76				
263	H	Army West Point	70 64												
96	A	Boston College	69 106												
36	A	Marquette	71 92												

Non-Div I Games: East Stroudsburg 84 62

St. Francis Brooklyn

■ Loss,
 ■ Non-Conf,
 ■ S Site,
 ■ H Home
 ■ A Away
 N Neutral

Average RPI Win:	193	WON-LOST	WINNING	LAST 10	STRENGTH OF	OPP. STRENGTH	TEAM	ADJ.	CONF.	ADJ CONF.
Average RPI Loss:	82	RECORD	PCT. RANK	GAMES	SCHEDULE	OF SCHEDULE	RPI	RPI	RPI	RPI
DIV. I ONLY	10- 5	83	6-4	102	102	67	67	6	6	
DIV. I NON-CONF.	7- 4	100	3-3	45	164	46	46	6	6	
TOTALS	RPI 1-25	RPI 26-50	W-L RECORDS	RPI 51-100	RPI 101-150	RPI 150+				
10- 5	0- 1	0- 1	OVERALL	2- 2	1- 0	7- 1				
6- 1	0- 0	0- 0	HOME	1- 1	1- 0	4- 0				
4- 3	0- 1	0- 1	AWAY	1- 0	0- 0	3- 1				
0- 1	0- 0	0- 0	NEUTRAL	0- 1	0- 0	0- 0				
7- 4	0- 1	0- 1	NON-CONFERENCE	2- 1	1- 0	4- 1				
5- 0	0- 0	0- 0	HOME	1- 0	1- 0	3- 0				
2- 3	0- 1	0- 1	AWAY	1- 0	0- 0	1- 1				
0- 1	0- 0	0- 0	NEUTRAL	0- 1	0- 0	0- 0				
3- 1	0- 0	0- 0	CONFERENCE	0- 1	0- 0	3- 0				
1- 1	0- 0	0- 0	HOME	0- 1	0- 0	1- 0				
2- 0	0- 0	0- 0	AWAY	0- 0	0- 0	2- 0				
0- 0	0- 0	0- 0	NEUTRAL	0- 0	0- 0	0- 0				

RPI 1-25				RPI 26-50				RPI 51-100				RPI 101+			
RPI	S	Opponent	Score	RPI	S	Opponent	Score	RPI	S	Opponent	Score	RPI	S	Opponent	Score
11	A	Florida St.	70 74	26	A	James Madison	73 76	53	H	Villanova	62 67	136	H	Massachusetts	82 71
								58	A	Yale	80 66	155	A	Butler	67 42
								68	H	Wake Forest	82 74	205	H	Georgetown	71 54
								77	N	IUPUI	78 85	242	A	UNLV	75 79
												245	H	Lafayette	76 44
												250	A	Xavier	75 67
												263	H	Army West Point	96 60
												271	H	Fairfield	71 69
												276	A	St. Bonaventure	68 56
LAST 10 Division I															
11	A	Florida St.	70 74	53	H	Villanova	62 67								
263	H	Army West Point	96 60	205	H	Georgetown	71 54								
58	A	Yale	80 66	155	A	Butler	67 42								
242	A	UNLV	75 79	250	A	Xavier	75 67								
77	N	IUPUI	78 85	271	H	Fairfield	71 69								

Non-Div I Games:

St. John's (NY)

Average RPI Win: 117	WON-LOST	WINNING	LAST 10	STRENGTH OF	OPP. STRENGTH	TEAM	ADJ.	CONF.	ADJ CONF.
Average RPI Loss: 90	RECORD	PCT. RANK	GAMES	SCHEDULE	OF SCHEDULE	RPI	RPI	RPI	RPI
DIV. I ONLY	13- 1	9	9-1	16	35	4	4	1	1
DIV. I NON-CONF.	11- 1	14	7-1	19	40	5	5	1	1
TOTALS	RPI 1-25	RPI 26-50	W-L RECORDS	RPI 51-100	RPI 101-150	RPI 150+			
13- 1	3- 0	0- 0	OVERALL	5- 1	1- 0	4- 0			
9- 0	2- 0	0- 0	HOME	4- 0	1- 0	2- 0			
1- 1	0- 0	0- 0	AWAY	0- 1	0- 0	1- 0			
3- 0	1- 0	0- 0	NEUTRAL	1- 0	0- 0	1- 0			
11- 1	3- 0	0- 0	NON-CONFERENCE	3- 1	1- 0	4- 0			
7- 0	2- 0	0- 0	HOME	2- 0	1- 0	2- 0			
1- 1	0- 0	0- 0	AWAY	0- 1	0- 0	1- 0			
3- 0	1- 0	0- 0	NEUTRAL	1- 0	0- 0	1- 0			
2- 0	0- 0	0- 0	CONFERENCE	2- 0	0- 0	0- 0			
2- 0	0- 0	0- 0	HOME	2- 0	0- 0	0- 0			
0- 0	0- 0	0- 0	AWAY	0- 0	0- 0	0- 0			
0- 0	0- 0	0- 0	NEUTRAL	0- 0	0- 0	0- 0			

RPI	S	Opponent	Score	RPI	S	Opponent	Score	RPI	S	Opponent	Score	RPI	S	Opponent	Score
8	H	Gonzaga	76 70					56	N	Syracuse	77 59	126	H	Northern Colo.	90 36
14	N	Mississippi St.	67 62					59	H	Buffalo	88 69	180	A	San Francisco	97 71
23	H	Ohio St.	71 52					65	H	Washington	77 56	223	H	UC Davis	67 55
								78	H	Washington St.	77 58	295	N	California Baptist	83 78
								90	A	Texas	64 69	298	H	Eastern Wash.	92 27
								93	H	Tennessee	78 51				
LAST 10 Division I															
23	H	Ohio St.	71 52	65	H	Washington	77 56								
14	N	Mississippi St.	67 62	78	H	Washington St.	77 58								
56	N	Syracuse	77 59	223	H	UC Davis	67 55								
295	N	California Baptist	83 78	90	A	Texas	64 69								
59	H	Buffalo	88 69	93	H	Tennessee	78 51								

Non-Div I Games:

Stanford

Average RPI Win:	263	WON-LOST	WINNING	LAST 10	STRENGTH OF	OPP. STRENGTH	TEAM	ADJ.	CONF.	ADJ CONF.
Average RPI Loss:	103	RECORD	PCT. RANK	GAMES	SCHEDULE	OF SCHEDULE	RPI	RPI	RPI	RPI
DIV. I ONLY	4- 7	234	4-6	101	250	186	186	16	16	
DIV. I NON-CONF.	3- 7	252	3-6	100	239	219	219	16	16	
TOTALS	RPI 1-25	RPI 26-50	W-L RECORDS	RPI 51-100	RPI 101-150	RPI 150+				
4- 7	0- 1	0- 0	OVERALL	0- 3	0- 1	4- 2				
2- 2	0- 0	0- 0	HOME	0- 0	0- 1	2- 1				
2- 4	0- 1	0- 0	AWAY	0- 3	0- 0	2- 0				
0- 1	0- 0	0- 0	NEUTRAL	0- 0	0- 0	0- 1				
3- 7	0- 1	0- 0	NON-CONFERENCE	0- 3	0- 1	3- 2				
2- 2	0- 0	0- 0	HOME	0- 0	0- 1	2- 1				
1- 4	0- 1	0- 0	AWAY	0- 3	0- 0	1- 0				
0- 1	0- 0	0- 0	NEUTRAL	0- 0	0- 0	0- 1				
1- 0	0- 0	0- 0	CONFERENCE	0- 0	0- 0	1- 0				
0- 0	0- 0	0- 0	HOME	0- 0	0- 0	0- 0				
1- 0	0- 0	0- 0	AWAY	0- 0	0- 0	1- 0				
0- 0	0- 0	0- 0	NEUTRAL	0- 0	0- 0	0- 0				

RPI 1-25				RPI 26-50				RPI 51-100				RPI 101+ Team's RPI: 186			
RPI	S	Opponent	Score	RPI	S	Opponent	Score	RPI	S	Opponent	Score	RPI	S	Opponent	Score
20	A	Kentucky	48 67					54	A	UCF	40 66	103	H	Holy Cross	63 75
								84	A	Penn	41 81	171	H	Bethune-Cookman	55 59
								93	A	Tennessee	46 73	193	N	Saint Francis (PA)	73 78
												214	H	Tulsa	66 60
												234	A	Kennesaw St.	67 61
												278	A	Morehead St.	58 55
												327	H	Canisius	68 52
LAST 10 Division I															
				84	A	Penn	41 81	234	A	Kennesaw St.	67 61				
				54	A	UCF	40 66	103	H	Holy Cross	63 75				
				93	A	Tennessee	46 73	171	H	Bethune-Cookman	55 59				
				193	N	Saint Francis (PA)	73 78	327	H	Canisius	68 52				
				278	A	Morehead St.	58 55	214	H	Tulsa	66 60				

Non-Div I Games: Palm Beach Atl. 77 46 Trinity Baptist 116 40 Fla. National 80 37

Stetson

Stony Brook

Through Games Of Jan. 5, 2020

Average RPI Win:	249	WON-LOST	WINNING	LAST 10	STRENGTH OF	OPP. STRENGTH	TEAM	ADJ.	CONF.	ADJ CONF.
Average RPI Loss:	44	RECORD	PCT. RANK	GAMES	SCHEDULE	OF SCHEDULE	RPI	RPI	RPI	RPI
DIV. I ONLY	13- 1	9	10-0	324	208	92	92	29	29	
DIV. I NON-CONF.	11- 1	14	8-0	317	200	82	82	29	29	
TOTALS	RPI 1-25	RPI 26-50	W-L RECORDS	RPI 51-100	RPI 101-150	RPI 150+				
13- 1	0- 0	0- 1	OVERALL	1- 0	0- 0	12- 0				
6- 0	0- 0	0- 0	HOME	1- 0	0- 0	5- 0				
5- 1	0- 0	0- 1	AWAY	0- 0	0- 0	5- 0				
2- 0	0- 0	0- 0	NEUTRAL	0- 0	0- 0	2- 0				
11- 1	0- 0	0- 1	NON-CONFERENCE	1- 0	0- 0	10- 0				
4- 0	0- 0	0- 0	HOME	1- 0	0- 0	3- 0				
5- 1	0- 0	0- 1	AWAY	0- 0	0- 0	5- 0				
2- 0	0- 0	0- 0	NEUTRAL	0- 0	0- 0	2- 0				
2- 0	0- 0	0- 0	CONFERENCE	0- 0	0- 0	2- 0				
2- 0	0- 0	0- 0	HOME	0- 0	0- 0	2- 0				
0- 0	0- 0	0- 0	AWAY	0- 0	0- 0	0- 0				
0- 0	0- 0	0- 0	NEUTRAL	0- 0	0- 0	0- 0				

RPI 1-25			RPI 26-50			RPI 51-100			Team's RPI: 92	RPI 101+		
RPI	S	Opponent	Score	RPI	S	Opponent	Score	RPI	S	Opponent	Score	
44	A	Arkansas	58 88	82	H	Bucknell	78 73	151	N	Western Mich.	50 47	
								166	H	Iona	59 40	
								225	H	Sacred Heart	54 50	
								233	H	Manhattan	59 54	
								252	H	Maine	73 69	
								269	A	Wagner	66 45	
								277	A	St. Francis Brooklyn	86 73	
								291	A	Pittsburgh	59 56	
								300	N	Morgan St.	63 56	
								309	H	UMBC	57 45	
								329	A	Hofstra	81 38	
								347	A	LIU Brooklyn	80 49	
LAST 10 Division I												
269	A	Wagner	66 45	252	H	Maine	73 69					
291	A	Pittsburgh	59 56	309	H	UMBC	57 45					
347	A	LIU Brooklyn	80 49	82	H	Bucknell	78 73					
225	H	Sacred Heart	54 50	151	N	Western Mich.	50 47					
166	H	Iona	59 40	300	N	Morgan St.	63 56					

Non-Div I Games: Molloy 66 49

Stony Brook

Loss, Non-Conf, S Site, H Home A Away N Neutral

Average RPI Win: 166	WON-LOST	WINNING	LAST 10	STRENGTH OF	OPP. STRENGTH	TEAM	ADJ.	CONF.	ADJ CONF.
Average RPI Loss: 40	RECORD	PCT. RANK	GAMES	SCHEDULE	OF SCHEDULE	RPI	RPI	RPI	RPI
DIV. I ONLY	8- 6	129	5-5	13	38	56	56	3	3
DIV. I NON-CONF.	6- 5	151	3-4	38	70	92	92	2	2

TOTALS	RPI 1-25	RPI 26-50	W-L RECORDS	RPI 51-100	RPI 101-150	RPI 150+			
8- 6	1- 3	0- 2	OVERALL	2- 0	2- 1	3- 0			
6- 1	1- 1	0- 0	HOME	1- 0	1- 0	3- 0			
0- 2	0- 1	0- 1	AWAY	0- 0	0- 0	0- 0			
2- 3	0- 1	0- 1	NEUTRAL	1- 0	1- 1	0- 0			
6- 5	0- 2	0- 2	NON-CONFERENCE	1- 0	2- 1	3- 0			
4- 1	0- 1	0- 0	HOME	0- 0	1- 0	3- 0			
0- 1	0- 0	0- 1	AWAY	0- 0	0- 0	0- 0			
2- 3	0- 1	0- 1	NEUTRAL	1- 0	1- 1	0- 0			
2- 1	1- 1	0- 0	CONFERENCE	1- 0	0- 0	0- 0			
2- 0	1- 0	0- 0	HOME	1- 0	0- 0	0- 0			
0- 1	0- 1	0- 0	AWAY	0- 0	0- 0	0- 0			
0- 0	0- 0	0- 0	NEUTRAL	0- 0	0- 0	0- 0			

RPI 1-25				RPI 26-50				RPI 51-100				RPI 101+			
RPI	S	Opponent	Score	RPI	S	Opponent	Score	RPI	S	Opponent	Score	RPI	S	Opponent	Score
3	A	Louisville	58 62	32	N	West Virginia	69 71	89	N	Michigan St.	77 63	102	H	Ohio	66 54
4	N	Stanford	59 77	45	A	Michigan	76 84	100	H	Notre Dame	74 63	116	N	Houston	87 62
11	H	Florida St.	90 89									142	N	Green Bay	73 79
15	H	Oregon	64 81									289	H	UMES	65 50
												308	H	Albany (NY)	75 53
												309	H	UMBC	82 48

LAST 10 Division I															
309	H	UMBC	82 48	100	H	Notre Dame	74 63	11	H	Florida St.	90 89	3	A	Louisville	58 62
45	A	Michigan	76 84	11	H	Florida St.	90 89	32	N	West Virginia	69 71				
142	N	Green Bay	73 79					89	N	Michigan St.	77 63				
4	N	Stanford	59 77												
116	N	Houston	87 62												

Non-Div I Games:

Syracuse

Average RPI Win:	173	WON-LOST	WINNING	LAST 10	STRENGTH OF	OPP. STRENGTH	TEAM	ADJ.	CONF.	ADJ CONF.
Average RPI Loss:	29	RECORD	PCT. RANK	GAMES	SCHEDULE	OF SCHEDULE	RPI	RPI	RPI	RPI
DIV. I ONLY	10- 2	34	8-2	76	74	21	21	5	5	
DIV. I NON-CONF.	9- 2	40	7-2	89	87	24	24	5	5	
TOTALS	RPI 1-25	RPI 26-50	W-L RECORDS	RPI 51-100	RPI 101-150	RPI 150+				
10- 2	0- 1	0- 1	OVERALL	2- 0	4- 0	4- 0				
7- 0	0- 0	0- 0	HOME	1- 0	4- 0	2- 0				
3- 2	0- 1	0- 1	AWAY	1- 0	0- 0	2- 0				
0- 0	0- 0	0- 0	NEUTRAL	0- 0	0- 0	0- 0				
9- 2	0- 1	0- 1	NON-CONFERENCE	1- 0	4- 0	4- 0				
7- 0	0- 0	0- 0	HOME	1- 0	4- 0	2- 0				
2- 2	0- 1	0- 1	AWAY	0- 0	0- 0	2- 0				
0- 0	0- 0	0- 0	NEUTRAL	0- 0	0- 0	0- 0				
1- 0	0- 0	0- 0	CONFERENCE	1- 0	0- 0	0- 0				
0- 0	0- 0	0- 0	HOME	0- 0	0- 0	0- 0				
1- 0	0- 0	0- 0	AWAY	1- 0	0- 0	0- 0				
0- 0	0- 0	0- 0	NEUTRAL	0- 0	0- 0	0- 0				

RPI 1-25				RPI 26-50				RPI 51-100				RPI 101+			
RPI	S	Opponent	Score	RPI	S	Opponent	Score	RPI	S	Opponent	Score	RPI	S	Opponent	Score
9	A	Texas A&M	68 70	49	A	Middle Tenn.	70 82	80	H	Boise St.	77 65	102	H	Ohio	79 72
								90	A	Texas	65 63	118	H	Auburn	80 65
												144	H	Cornell	59 49
												148	H	Robert Morris	66 61
												195	A	SMU	57 56
												263	A	Army West Point	66 52
												279	H	Texas St.	79 52
												310	H	Nicholls St.	72 47
LAST 10 Division I															
118	H	Auburn	80 65	90	A	Texas	65 63								
80	H	Boise St.	77 65	49	A	Middle Tenn.	70 82								
263	A	Army West Point	66 52	279	H	Texas St.	79 52								
195	A	SMU	57 56	102	H	Ohio	79 72								
310	H	Nicholls St.	72 47	9	A	Texas A&M	68 70								

Non-Div I Games:

TCU

Average RPI Win:	177	WON-LOST	WINNING	LAST 10	STRENGTH OF	OPP. STRENGTH	TEAM	ADJ.	CONF.	ADJ CONF.
Average RPI Loss:	48	RECORD	PCT. RANK	GAMES	SCHEDULE	OF SCHEDULE	RPI	RPI	RPI	RPI
DIV. I ONLY	8- 6	129	5-5	30	60	62	62	8	8	
DIV. I NON-CONF.	7- 5	130	4-4	36	65	72	72	8	8	
TOTALS	RPI 1-25	RPI 26-50	W-L RECORDS	RPI 51-100	RPI 101-150	RPI 150+				
8- 6	0- 3	0- 1	OVERALL	3- 0	0- 2	5- 0				
4- 3	0- 2	0- 1	HOME	2- 0	0- 0	2- 0				
4- 1	0- 0	0- 0	AWAY	1- 0	0- 1	3- 0				
0- 2	0- 1	0- 0	NEUTRAL	0- 0	0- 1	0- 0				
7- 5	0- 2	0- 1	NON-CONFERENCE	3- 0	0- 2	4- 0				
4- 2	0- 1	0- 1	HOME	2- 0	0- 0	2- 0				
3- 1	0- 0	0- 0	AWAY	1- 0	0- 1	2- 0				
0- 2	0- 1	0- 0	NEUTRAL	0- 0	0- 1	0- 0				
1- 1	0- 1	0- 0	CONFERENCE	0- 0	0- 0	1- 0				
0- 1	0- 1	0- 0	HOME	0- 0	0- 0	0- 0				
1- 0	0- 0	0- 0	AWAY	0- 0	0- 0	1- 0				
0- 0	0- 0	0- 0	NEUTRAL	0- 0	0- 0	0- 0				

RPI S	Opponent	Score	RPI S	Opponent	Score	RPI S	Opponent	Score	Team's RPI: 62	RPI S	Opponent	Score
1 H	UConn	54 83	39 H	FGCU	67 93	53 H	Villanova	74 69		108 N	North Carolina	58 71
6 H	South Carolina	71 78				82 A	Bucknell	72 61		120 A	Saint Joseph's	63 67
16 N	Creighton	59 69				98 H	Duquesne	85 72		194 A	La Salle	72 69
										214 A	Tulsa	74 65
										250 H	Xavier	78 65
										253 A	Towson	74 59
										271 H	Fairfield	77 59
LAST 10 Division I												
253 A	Towson	74 59	214 A	Tulsa	74 65							
16 N	Creighton	59 69	194 A	La Salle	72 69							
108 N	North Carolina	58 71	39 H	FGCU	67 93							
82 A	Bucknell	72 61	53 H	Villanova	74 69							
1 H	UConn	54 83	6 H	South Carolina	71 78							

Non-Div I Games:

Temple

Tennessee

Through Games Of Jan. 5, 2020

Average RPI Win:	224	WON-LOST	WINNING	LAST 10	STRENGTH OF	OPP. STRENGTH	TEAM	ADJ.	CONF.	ADJ CONF.
Average RPI Loss:	38	RECORD	PCT. RANK	GAMES	SCHEDULE	OF SCHEDULE	RPI	RPI	RPI	RPI
DIV. I ONLY	11- 3	41	7-3	252	93	93	93	4	4	
DIV. I NON-CONF.	10- 2	31	6-2	281	157	97	97	4	4	
TOTALS	RPI 1-25	RPI 26-50	W-L RECORDS	RPI 51-100	RPI 101-150	RPI 150+				
11- 3	0- 2	0- 0	OVERALL	1- 1	0- 0	10- 0				
8- 1	0- 0	0- 0	HOME	0- 1	0- 0	8- 0				
3- 2	0- 2	0- 0	AWAY	1- 0	0- 0	2- 0				
0- 0	0- 0	0- 0	NEUTRAL	0- 0	0- 0	0- 0				
10- 2	0- 1	0- 0	NON-CONFERENCE	1- 1	0- 0	9- 0				
7- 1	0- 0	0- 0	HOME	0- 1	0- 0	7- 0				
3- 1	0- 1	0- 0	AWAY	1- 0	0- 0	2- 0				
0- 0	0- 0	0- 0	NEUTRAL	0- 0	0- 0	0- 0				
1- 1	0- 1	0- 0	CONFERENCE	0- 0	0- 0	1- 0				
1- 0	0- 0	0- 0	HOME	0- 0	0- 0	1- 0				
0- 1	0- 1	0- 0	AWAY	0- 0	0- 0	0- 0				
0- 0	0- 0	0- 0	NEUTRAL	0- 0	0- 0	0- 0				

RPI 1-25				RPI 26-50				RPI 51-100 Team's RPI: 93				RPI 101+			
RPI	S	Opponent	Score	RPI	S	Opponent	Score	RPI	S	Opponent	Score	RPI	S	Opponent	Score
4	A	Stanford	51 78					90	H	Texas	60 66	172	H	Missouri	77 66
20	A	Kentucky	76 80					100	A	Notre Dame	74 63	178	H	Howard	88 38
												186	H	Stetson	73 46
												192	A	Portland St.	88 61
												231	A	ETSU	72 68
												236	H	Central Ark.	63 36
												238	H	Colorado St.	79 41
												267	H	Ark.-Pine Bluff	92 51
												323	H	Air Force	81 54
												339	H	Tennessee St.	73 43
LAST 10 Division I															
238	H	Colorado St.	79 41	20	A	Kentucky	76 80								
90	H	Texas	60 66	172	H	Missouri	77 66								
323	H	Air Force	81 54	178	H	Howard	88 38								
267	H	Ark.-Pine Bluff	92 51	192	A	Portland St.	88 61								
186	H	Stetson	73 46	4	A	Stanford	51 78								

Non-Div I Games:

Tennessee

■ Loss,
 ■ Non-Conf,
 ■ S Site,
 ■ H Home
 ■ A Away
 N Neutral

Tennessee St.

Through Games Of Jan. 5, 2020

Average RPI Win:	0	WON-LOST	WINNING	LAST 10	STRENGTH OF	OPP. STRENGTH	TEAM	ADJ.	CONF.	ADJ CONF.
Average RPI Loss:	199	RECORD	PCT. RANK	GAMES	SCHEDULE	OF SCHEDULE	RPI	RPI	RPI	RPI
DIV. I ONLY	0- 10	343	0-10	178	335	339	339	20	20	
DIV. I NON-CONF.	0- 8	338	0-8	104	323	319	319	21	21	
TOTALS	RPI 1-25	RPI 26-50	W-L RECORDS	RPI 51-100	RPI 101-150	RPI 150+				
0- 10	0- 0	0- 1	OVERALL	0- 2	0- 1	0- 6				
0- 7	0- 0	0- 0	HOME	0- 1	0- 1	0- 5				
0- 3	0- 0	0- 1	AWAY	0- 1	0- 0	0- 1				
0- 0	0- 0	0- 0	NEUTRAL	0- 0	0- 0	0- 0				
0- 8	0- 0	0- 1	NON-CONFERENCE	0- 2	0- 1	0- 4				
0- 5	0- 0	0- 0	HOME	0- 1	0- 1	0- 3				
0- 3	0- 0	0- 1	AWAY	0- 1	0- 0	0- 1				
0- 0	0- 0	0- 0	NEUTRAL	0- 0	0- 0	0- 0				
0- 2	0- 0	0- 0	CONFERENCE	0- 0	0- 0	0- 2				
0- 2	0- 0	0- 0	HOME	0- 0	0- 0	0- 2				
0- 0	0- 0	0- 0	AWAY	0- 0	0- 0	0- 0				
0- 0	0- 0	0- 0	NEUTRAL	0- 0	0- 0	0- 0				

RPI 1-25				RPI 26-50				RPI 51-100				RPI 101+				Team's RPI: 339	
RPI	S	Opponent	Score	RPI	S	Opponent	Score	RPI	S	Opponent	Score	RPI	S	Opponent	Score		
				35	A	Arizona	42 77	61	H	Vanderbilt	55 106	146	H	Columbia	65 75		
								93	A	Tennessee	43 73	209	H	North Ala.	63 88		
												264	A	South Alabama	48 70		
												283	H	Eastern Ill.	52 73		
												288	H	Lipscomb	64 74		
												293	H	SIUE	63 76		
												317	H	Alcorn	57 62		
LAST 10 Division I																	
				264	A	South Alabama	48 70	293	H	SIUE	63 76						
				61	H	Vanderbilt	55 106	283	H	Eastern Ill.	52 73						
				317	H	Alcorn	57 62	146	H	Columbia	65 75						
				209	H	North Ala.	63 88	35	A	Arizona	42 77						
				93	A	Tennessee	43 73	288	H	Lipscomb	64 74						

Non-Div I Games: Wilberforce 83 65 Fisk 91 50

Tennessee St.

Loss, Non-Conf, S Site, H Home A Away N Neutral

Tennessee Tech

Through Games Of Jan. 5, 2020

Average RPI Win:	282	WON-LOST	WINNING	LAST 10	STRENGTH OF	OPP. STRENGTH	TEAM	ADJ.	CONF.	ADJ CONF.
Average RPI Loss:	84	RECORD	PCT. RANK	GAMES	SCHEDULE	OF SCHEDULE	RPI	RPI	RPI	RPI
DIV. I ONLY	7- 4	105	6-4	338	105	189	189	20	20	
DIV. I NON-CONF.	5- 4	140	4-4	343	88	227	227	21	21	
TOTALS	RPI 1-25	RPI 26-50	W-L RECORDS	RPI 51-100	RPI 101-150	RPI 150+				
7- 4	0- 0	0- 1	OVERALL	0- 2	0- 0	7- 1				
2- 0	0- 0	0- 0	HOME	0- 0	0- 0	2- 0				
4- 3	0- 0	0- 1	AWAY	0- 2	0- 0	4- 0				
1- 1	0- 0	0- 0	NEUTRAL	0- 0	0- 0	1- 1				
5- 4	0- 0	0- 1	NON-CONFERENCE	0- 2	0- 0	5- 1				
2- 0	0- 0	0- 0	HOME	0- 0	0- 0	2- 0				
2- 3	0- 0	0- 1	AWAY	0- 2	0- 0	2- 0				
1- 1	0- 0	0- 0	NEUTRAL	0- 0	0- 0	1- 1				
2- 0	0- 0	0- 0	CONFERENCE	0- 0	0- 0	2- 0				
0- 0	0- 0	0- 0	HOME	0- 0	0- 0	0- 0				
2- 0	0- 0	0- 0	AWAY	0- 0	0- 0	2- 0				
0- 0	0- 0	0- 0	NEUTRAL	0- 0	0- 0	0- 0				

RPI S	Opponent	Score	RPI S	Opponent	Score	RPI S	Opponent	Score	RPI S	Opponent	Score	Team's RPI: 189
49	A Middle Tenn.	58 64	60	A Southern Ill.	65 76	154	A Samford	72 57	164	N Northern Ill.	74 82	
			61	A Vanderbilt	61 75	251	A Eastern Ky.	60 42	278	A Morehead St.	75 55	
						288	H Lipscomb	78 58	321	N Detroit Mercy	69 47	
						330	A Western Caro.	62 58	350	H La.-Monroe	75 68	
LAST 10 Division I												
321	N Detroit Mercy	69 47	278	A Morehead St.	75 55							
164	N Northern Ill.	74 82	251	A Eastern Ky.	60 42							
154	A Samford	72 57	288	H Lipscomb	78 58							
49	A Middle Tenn.	58 64	330	A Western Caro.	62 58							
60	A Southern Ill.	65 76	61	A Vanderbilt	61 75							

Non-Div I Games: Tenn. Wesleyan 94 45 Cumberland (TN) 88 51

Tennessee Tech

■ Loss,
 ■ Non-Conf,
 ■ S Site,
 ■ Home
 ■ A Away
 N Neutral

Average RPI Win:	210	WON-LOST	WINNING	LAST 10	STRENGTH OF	OPP. STRENGTH	TEAM	ADJ.	CONF.	ADJ CONF.
Average RPI Loss:	66	RECORD	PCT. RANK	GAMES	SCHEDULE	OF SCHEDULE	RPI	RPI	RPI	RPI
DIV. I ONLY	8- 5	111	7-3	63	116	90	90	5	5	
DIV. I NON-CONF.	8- 4	90	7-2	92	147	79	79	5	5	
TOTALS	RPI 1-25	RPI 26-50	W-L RECORDS	RPI 51-100	RPI 101-150	RPI 150+				
8- 5	1- 2	0- 1	OVERALL	1- 0	1- 2	5- 0				
6- 2	1- 1	0- 1	HOME	0- 0	1- 0	4- 0				
1- 2	0- 0	0- 0	AWAY	1- 0	0- 2	0- 0				
1- 1	0- 1	0- 0	NEUTRAL	0- 0	0- 0	1- 0				
8- 4	1- 1	0- 1	NON-CONFERENCE	1- 0	1- 2	5- 0				
6- 1	1- 0	0- 1	HOME	0- 0	1- 0	4- 0				
1- 2	0- 0	0- 0	AWAY	1- 0	0- 2	0- 0				
1- 1	0- 1	0- 0	NEUTRAL	0- 0	0- 0	1- 0				
0- 1	0- 1	0- 0	CONFERENCE	0- 0	0- 0	0- 0				
0- 1	0- 1	0- 0	HOME	0- 0	0- 0	0- 0				
0- 0	0- 0	0- 0	AWAY	0- 0	0- 0	0- 0				
0- 0	0- 0	0- 0	NEUTRAL	0- 0	0- 0	0- 0				

RPI 1-25				RPI 26-50				RPI 51-100				Team's RPI: 90	RPI 101+			
RPI	S	Opponent	Score	RPI	S	Opponent	Score	RPI	S	Opponent	Score		RPI	S	Opponent	Score
4	H	Stanford	69 64	35	H	Arizona	58 83	93	A	Tennessee	66 60		102	H	Ohio	73 60
17	N	NC State	73 84										109	A	South Fla.	57 64
21	H	TCU	63 65										150	A	Hawaii	60 73
													232	N	North Texas	63 57
													244	H	Southern U.	93 39
													333	H	UTRGV	85 69
													335	H	Northwestern St.	91 49
													337	H	UTSA	84 53
LAST 10 Division I																
150	A	Hawaii	60 73	21	H	TCU	63 65									
232	N	North Texas	63 57	335	H	Northwestern St.	91 49									
17	N	NC State	73 84	4	H	Stanford	69 64									
244	H	Southern U.	93 39	102	H	Ohio	73 60									
333	H	UTRGV	85 69	93	A	Tennessee	66 60									

Non-Div I Games:

Texas

Average RPI Win:	122	WON-LOST	WINNING	LAST 10	STRENGTH OF	OPP. STRENGTH	TEAM	ADJ.	CONF.	ADJ CONF.
Average RPI Loss:	11	RECORD	PCT. RANK	GAMES	SCHEDULE	OF SCHEDULE	RPI	RPI	RPI	RPI
DIV. I ONLY	13- 1	9	9-1	26	29	9	9	4	4	
DIV. I NON-CONF.	12- 1	10	8-1	44	23	9	9	4	4	
TOTALS	RPI 1-25	RPI 26-50	W-L RECORDS	RPI 51-100	RPI 101-150	RPI 150+				
13- 1	1- 1	4- 0	OVERALL	0- 0	3- 0	5- 0				
8- 0	1- 0	2- 0	HOME	0- 0	1- 0	4- 0				
3- 0	0- 0	1- 0	AWAY	0- 0	1- 0	1- 0				
2- 1	0- 1	1- 0	NEUTRAL	0- 0	1- 0	0- 0				
12- 1	1- 1	3- 0	NON-CONFERENCE	0- 0	3- 0	5- 0				
8- 0	1- 0	2- 0	HOME	0- 0	1- 0	4- 0				
2- 0	0- 0	0- 0	AWAY	0- 0	1- 0	1- 0				
2- 1	0- 1	1- 0	NEUTRAL	0- 0	1- 0	0- 0				
1- 0	0- 0	1- 0	CONFERENCE	0- 0	0- 0	0- 0				
0- 0	0- 0	0- 0	HOME	0- 0	0- 0	0- 0				
1- 0	0- 0	1- 0	AWAY	0- 0	0- 0	0- 0				
0- 0	0- 0	0- 0	NEUTRAL	0- 0	0- 0	0- 0				

RPI	S	Opponent	Score	RPI	S	Opponent	Score	RPI	S	Opponent	Score	RPI	S	Opponent	Score
11	N	Florida St.	58 80	27	N	Georgia Tech	60 48					105	A	Southern California	74 64
21	H	TCU	70 68	29	H	Oklahoma St.	74 62					113	N	Montana St.	78 67
				38	H	Duke	79 58					116	H	Houston	72 43
				44	A	Arkansas	84 77					181	H	Little Rock	78 35
												184	A	Rice	62 61
												213	H	A&M-Corpus Christi	85 48
												236	H	Central Ark.	76 46
												282	H	Prairie View	80 38
LAST 10 Division I															
21	H	TCU	70 68	44	A	Arkansas	84 77								
29	H	Oklahoma St.	74 62	213	H	A&M-Corpus Christi	85 48								
236	H	Central Ark.	76 46	113	N	Montana St.	78 67								
11	N	Florida St.	58 80	27	N	Georgia Tech	60 48								
282	H	Prairie View	80 38	116	H	Houston	72 43								

Non-Div I Games:

Texas A&M

Texas Southern

Through Games Of Jan. 5, 2020

Average RPI Win:	196	WON-LOST	WINNING	LAST 10	STRENGTH OF	OPP. STRENGTH	TEAM	ADJ.	CONF.	ADJ CONF.
Average RPI Loss:	71	RECORD	PCT. RANK	GAMES	SCHEDULE	OF SCHEDULE	RPI	RPI	RPI	RPI
DIV. I ONLY	6- 6	168	5-5	70	50	72	72	28	28	
DIV. I NON-CONF.	5- 6	187	4-5	25	67	52	52	28	28	
TOTALS	RPI 1-25	RPI 26-50	W-L RECORDS	RPI 51-100	RPI 101-150	RPI 150+				
6- 6	0- 2	0- 1	OVERALL	0- 1	3- 1	3- 1				
2- 0	0- 0	0- 0	HOME	0- 0	0- 0	2- 0				
4- 4	0- 2	0- 1	AWAY	0- 1	3- 0	1- 0				
0- 2	0- 0	0- 0	NEUTRAL	0- 0	0- 1	0- 1				
5- 6	0- 2	0- 1	NON-CONFERENCE	0- 1	3- 1	2- 1				
1- 0	0- 0	0- 0	HOME	0- 0	0- 0	1- 0				
4- 4	0- 2	0- 1	AWAY	0- 1	3- 0	1- 0				
0- 2	0- 0	0- 0	NEUTRAL	0- 0	0- 1	0- 1				
1- 0	0- 0	0- 0	CONFERENCE	0- 0	0- 0	1- 0				
1- 0	0- 0	0- 0	HOME	0- 0	0- 0	1- 0				
0- 0	0- 0	0- 0	AWAY	0- 0	0- 0	0- 0				
0- 0	0- 0	0- 0	NEUTRAL	0- 0	0- 0	0- 0				

RPI 1-25				RPI 26-50				RPI 51-100				Team's RPI: 72	RPI 101+			
RPI	S	Opponent	Score	RPI	S	Opponent	Score	RPI	S	Opponent	Score		RPI	S	Opponent	Score
8	A	Gonzaga	45 80	28	A	Colorado	50 74	74	A	Iowa St.	59 79		117	A	UT Arlington	74 63
15	A	Oregon	63 99										133	N	UAB	68 84
													145	A	Tulane	72 62
													150	A	Hawaii	74 57
													167	N	Utah	52 61
													184	H	Rice	63 56
													244	H	Southern U.	61 56
													333	A	UTRGV	71 44
LAST 10 Division I																
184	H	Rice	63 56	244	H	Southern U.	61 56									
28	A	Colorado	50 74	117	A	UT Arlington	74 63									
150	A	Hawaii	74 57	133	N	UAB	68 84									
167	N	Utah	52 61	145	A	Tulane	72 62									
74	A	Iowa St.	59 79	8	A	Gonzaga	45 80									

Non-Div I Games:

Texas Southern

■ Loss,
 ■ Non-Conf, S Site,
 ■ Home
 ■ Away
 N Neutral

Average RPI Win:	236	WON-LOST	WINNING	LAST 10	STRENGTH OF	OPP. STRENGTH	TEAM	ADJ.	CONF.	ADJ CONF.
Average RPI Loss:	169	RECORD	PCT. RANK	GAMES	SCHEDULE	OF SCHEDULE	RPI	RPI	RPI	RPI
DIV. I ONLY	5- 6	199	5-5	311	177	279	279	23	23	
DIV. I NON-CONF.	5- 4	140	5-3	256	241	173	173	22	22	
TOTALS	RPI 1-25	RPI 26-50	W-L RECORDS	RPI 51-100	RPI 101-150	RPI 150+				
5- 6	0- 1	0- 1	OVERALL	0- 0	1- 0	4- 4				
4- 2	0- 0	0- 0	HOME	0- 0	1- 0	3- 2				
1- 4	0- 1	0- 1	AWAY	0- 0	0- 0	1- 2				
0- 0	0- 0	0- 0	NEUTRAL	0- 0	0- 0	0- 0				
5- 4	0- 1	0- 1	NON-CONFERENCE	0- 0	1- 0	4- 2				
4- 0	0- 0	0- 0	HOME	0- 0	1- 0	3- 0				
1- 4	0- 1	0- 1	AWAY	0- 0	0- 0	1- 2				
0- 0	0- 0	0- 0	NEUTRAL	0- 0	0- 0	0- 0				
0- 2	0- 0	0- 0	CONFERENCE	0- 0	0- 0	0- 2				
0- 2	0- 0	0- 0	HOME	0- 0	0- 0	0- 2				
0- 0	0- 0	0- 0	AWAY	0- 0	0- 0	0- 0				
0- 0	0- 0	0- 0	NEUTRAL	0- 0	0- 0	0- 0				

RPI 1-25				RPI 26-50				RPI 51-100				RPI 101+ Team's RPI: 279			
RPI	S	Opponent	Score	RPI	S	Opponent	Score	RPI	S	Opponent	Score	RPI	S	Opponent	Score
21	A	TCU	52 79	42	A	Kansas	48 68					114	H	New Orleans	51 49
												181	H	Little Rock	66 78
												197	A	Dartmouth	61 51
												208	H	Arkansas St.	53 56
												213	H	A&M-Corpus Christi	57 48
												261	A	Oral Roberts	57 63
												300	A	Morgan St.	62 72
												317	H	Alcorn	67 59
												337	H	UTSA	74 69
LAST 10 Division I															
197	A	Dartmouth	61 51	208	H	Arkansas St.	53 56								
337	H	UTSA	74 69	181	H	Little Rock	66 78								
213	H	A&M-Corpus Christi	57 48	317	H	Alcorn	67 59								
114	H	New Orleans	51 49	21	A	TCU	52 79								
42	A	Kansas	48 68	300	A	Morgan St.	62 72								

Non-Div I Games: Texas Lutheran 72 31 Tex. Permian Basin 83 45

Texas St.

Average RPI Win:	293	WON-LOST	WINNING	LAST 10	STRENGTH OF	OPP. STRENGTH	TEAM	ADJ.	CONF.	ADJ CONF.
Average RPI Loss:	74	RECORD	PCT. RANK	GAMES	SCHEDULE	OF SCHEDULE	RPI	RPI	RPI	RPI
DIV. I ONLY	11- 1	15	9-1	351	301	203	203	5	5	
DIV. I NON-CONF.	11- 0	1	9-0	351	316	180	180	5	5	
TOTALS	RPI 1-25	RPI 26-50	W-L RECORDS	RPI 51-100	RPI 101-150	RPI 150+				
11- 1	0- 0	0- 0	OVERALL	0- 1	0- 0	11- 0				
9- 1	0- 0	0- 0	HOME	0- 1	0- 0	9- 0				
1- 0	0- 0	0- 0	AWAY	0- 0	0- 0	1- 0				
1- 0	0- 0	0- 0	NEUTRAL	0- 0	0- 0	1- 0				
11- 0	0- 0	0- 0	NON-CONFERENCE	0- 0	0- 0	11- 0				
9- 0	0- 0	0- 0	HOME	0- 0	0- 0	9- 0				
1- 0	0- 0	0- 0	AWAY	0- 0	0- 0	1- 0				
1- 0	0- 0	0- 0	NEUTRAL	0- 0	0- 0	1- 0				
0- 1	0- 0	0- 0	CONFERENCE	0- 1	0- 0	0- 0				
0- 1	0- 0	0- 0	HOME	0- 1	0- 0	0- 0				
0- 0	0- 0	0- 0	AWAY	0- 0	0- 0	0- 0				
0- 0	0- 0	0- 0	NEUTRAL	0- 0	0- 0	0- 0				

RPI 1-25				RPI 26-50				RPI 51-100				RPI 101+ Team's RPI: 203			
RPI	S	Opponent	Score	RPI	S	Opponent	Score	RPI	S	Opponent	Score	RPI	S	Opponent	Score
								74	H	Iowa St.	66 96	188	H	Sam Houston St.	99 57
												204	A	San Diego	64 60
												267	H	Ark.-Pine Bluff	81 55
												282	H	Prairie View	82 48
												286	H	Ole Miss	84 48
												311	H	Houston Baptist	59 51
												313	N	Purdue Fort Wayne	82 48
												335	H	Northwestern St.	79 49
												337	H	UTSA	115 58
												350	H	La.-Monroe	83 38
												351	H	Florida A&M	98 60
LAST 10 Division I															
				311	H	Houston Baptist	59 51	74	H	Iowa St.	66 96				
				286	H	Ole Miss	84 48	337	H	UTSA	115 58				
				204	A	San Diego	64 60	350	H	La.-Monroe	83 38				
				313	N	Purdue Fort Wayne	82 48	267	H	Ark.-Pine Bluff	81 55				
				335	H	Northwestern St.	79 49	282	H	Prairie View	82 48				

Non-Div I Games:

Texas Tech

■ Loss,
 ■ Non-Conf, S Site,
 ■ Home
 ■ Away
 N Neutral

Average RPI Win:	235	WON-LOST	WINNING	LAST 10	STRENGTH OF	OPP. STRENGTH	TEAM	ADJ.	CONF.	ADJ CONF.
Average RPI Loss:	122	RECORD	PCT. RANK	GAMES	SCHEDULE	OF SCHEDULE	RPI	RPI	RPI	RPI
DIV. I ONLY	5- 7	214	4-6	168	248	199	199	10	10	
DIV. I NON-CONF.	5- 6	187	4-5	181	246	200	200	10	10	
TOTALS	RPI 1-25	RPI 26-50	W-L RECORDS	RPI 51-100	RPI 101-150	RPI 150+				
5- 7	0- 0	0- 0	OVERALL	1- 3	1- 1	3- 3				
2- 3	0- 0	0- 0	HOME	0- 0	1- 1	1- 2				
2- 3	0- 0	0- 0	AWAY	0- 2	0- 0	2- 1				
1- 1	0- 0	0- 0	NEUTRAL	1- 1	0- 0	0- 0				
5- 6	0- 0	0- 0	NON-CONFERENCE	1- 3	1- 1	3- 2				
2- 3	0- 0	0- 0	HOME	0- 0	1- 1	1- 2				
2- 2	0- 0	0- 0	AWAY	0- 2	0- 0	2- 0				
1- 1	0- 0	0- 0	NEUTRAL	1- 1	0- 0	0- 0				
0- 1	0- 0	0- 0	CONFERENCE	0- 0	0- 0	0- 1				
0- 0	0- 0	0- 0	HOME	0- 0	0- 0	0- 0				
0- 1	0- 0	0- 0	AWAY	0- 0	0- 0	0- 1				
0- 0	0- 0	0- 0	NEUTRAL	0- 0	0- 0	0- 0				

RPI 1-25			RPI 26-50			RPI 51-100			RPI 101+			Team's RPI: 199
RPI	S	Opponent	Score	RPI	S	Opponent	Score	RPI	S	Opponent	Score	
						52 N	Troy	64		112 H	Belmont	53 48
						94 N	Pacific	66 65		129 H	Dayton	42 60
						98 A	Duquesne	74 79		151 A	Western Mich.	72 84
						100 A	Notre Dame	51 54		162 H	Memphis	76 83
										165 H	Valparaiso	54 61
										319 A	Georgia St.	74 48
										321 A	Detroit Mercy	82 64
										327 H	Canisius	83 65
LAST 10 Division I												
						98 A	Duquesne	74 79		151 A	Western Mich.	72 84
						112 H	Belmont	53 48		327 H	Canisius	83 65
						165 H	Valparaiso	54 61		94 N	Pacific	66 65
						162 H	Memphis	76 83		52 N	Troy	64 71
						100 A	Notre Dame	51 54		321 A	Detroit Mercy	82 64

Non-Div I Games:

Toledo

Average RPI Win:	216	WON-LOST	WINNING	LAST 10	STRENGTH OF	OPP. STRENGTH	TEAM	ADJ.	CONF.	ADJ CONF.
Average RPI Loss:	131	RECORD	PCT. RANK	GAMES	SCHEDULE	OF SCHEDULE	RPI	RPI	RPI	RPI
DIV. I ONLY	4- 8	244	4-6	171	106	253	253	14	14	
DIV. I NON-CONF.	4- 6	212	4-4	187	99	234	234	14	14	
TOTALS	RPI 1-25	RPI 26-50	W-L RECORDS	RPI 51-100	RPI 101-150	RPI 150+				
4- 8	0- 1	0- 1	OVERALL	0- 1	0- 2	4- 3				
3- 4	0- 0	0- 0	HOME	0- 1	0- 2	3- 1				
0- 3	0- 0	0- 1	AWAY	0- 0	0- 0	0- 2				
1- 1	0- 1	0- 0	NEUTRAL	0- 0	0- 0	1- 0				
4- 6	0- 1	0- 1	NON-CONFERENCE	0- 1	0- 0	4- 3				
3- 2	0- 0	0- 0	HOME	0- 1	0- 0	3- 1				
0- 3	0- 0	0- 1	AWAY	0- 0	0- 0	0- 2				
1- 1	0- 1	0- 0	NEUTRAL	0- 0	0- 0	1- 0				
0- 2	0- 0	0- 0	CONFERENCE	0- 0	0- 2	0- 0				
0- 2	0- 0	0- 0	HOME	0- 0	0- 2	0- 0				
0- 0	0- 0	0- 0	AWAY	0- 0	0- 0	0- 0				
0- 0	0- 0	0- 0	NEUTRAL	0- 0	0- 0	0- 0				

RPI 1-25				RPI 26-50				RPI 51-100				RPI 101+ Team's RPI: 253			
RPI	S	Opponent	Score	RPI	S	Opponent	Score	RPI	S	Opponent	Score	RPI	S	Opponent	Score
13	N	Iowa	72 100	40	A	Rutgers	53 67	62	H	Temple	59 74	104	H	Elon	61 74
												127	H	William & Mary	75 83
												166	N	Iona	75 58
												174	H	American	63 60
												201	H	Penn St.	67 73
												204	A	San Diego	67 81
												222	H	Mt. St. Mary's	73 57
												299	A	San Diego St.	72 80
												302	H	Marshall	59 56
LAST 10 Division I															
		166	N	Iona	75	58				127	H	William & Mary	75	83	
		13	N	Iowa	72	100				104	H	Elon	61	74	
		174	H	American	63	60				302	H	Marshall	59	56	
		222	H	Mt. St. Mary's	73	57				40	A	Rutgers	53	67	
		204	A	San Diego	67	81				62	H	Temple	59	74	

Non-Div I Games:

Towson

Average RPI Win:	199	WON-LOST	WINNING	LAST 10	STRENGTH OF	OPP. STRENGTH	TEAM	ADJ.	CONF.	ADJ CONF.
Average RPI Loss:	26	RECORD	PCT. RANK	GAMES	SCHEDULE	OF SCHEDULE	RPI	RPI	RPI	RPI
DIV. I ONLY	9- 2	37	8-2	228	69	52	52	23	23	
DIV. I NON-CONF.	7- 2	56	6-2	264	24	67	67	22	22	
TOTALS	RPI 1-25	RPI 26-50	W-L RECORDS	RPI 51-100	RPI 101-150	RPI 150+				
9- 2	0- 1	0- 1	OVERALL	1- 0	1- 0	7- 0				
4- 0	0- 0	0- 0	HOME	0- 0	1- 0	3- 0				
3- 2	0- 1	0- 1	AWAY	0- 0	0- 0	3- 0				
2- 0	0- 0	0- 0	NEUTRAL	1- 0	0- 0	1- 0				
7- 2	0- 1	0- 1	NON-CONFERENCE	1- 0	0- 0	6- 0				
2- 0	0- 0	0- 0	HOME	0- 0	0- 0	2- 0				
3- 2	0- 1	0- 1	AWAY	0- 0	0- 0	3- 0				
2- 0	0- 0	0- 0	NEUTRAL	1- 0	0- 0	1- 0				
2- 0	0- 0	0- 0	CONFERENCE	0- 0	1- 0	1- 0				
2- 0	0- 0	0- 0	HOME	0- 0	1- 0	1- 0				
0- 0	0- 0	0- 0	AWAY	0- 0	0- 0	0- 0				
0- 0	0- 0	0- 0	NEUTRAL	0- 0	0- 0	0- 0				

RPI 1-25			RPI 26-50			RPI 51-100			Team's RPI: 52	RPI 101+		
RPI	S	Opponent	Score	RPI	S	Opponent	Score	RPI	S	Opponent	Score	
14	A	Mississippi St.	82 122	38	A	Duke	85 99	85	N	Kent St.	71 64	123 H Coastal Caro. 84 77
										154 A Samford 74 65		
										171 A Bethune-Cookman 68 62		
										199 N Toledo 71 64		
										221 A Chattanooga 90 51		
										231 H ETSU 79 61		
										280 H Appalachian St. 84 55		
										326 H Jacksonville St. 94 64		
LAST 10 Division I												
231	H	ETSU	79 61	280	H	Appalachian St.	84 55					
171	A	Bethune-Cookman	68 62	123	H	Coastal Caro.	84 77					
38	A	Duke	85 99	85	N	Kent St.	71 64					
14	A	Mississippi St.	82 122	199	N	Toledo	71 64					
326	H	Jacksonville St.	94 64	221	A	Chattanooga	90 51					

Non-Div I Games: AUM 72 42 Fort Valley St. 101 52

Troy

Average RPI Win:	182	WON-LOST	WINNING	LAST 10	STRENGTH OF	OPP. STRENGTH	TEAM	ADJ.	CONF.	ADJ CONF.
Average RPI Loss:	85	RECORD	PCT. RANK	GAMES	SCHEDULE	OF SCHEDULE	RPI	RPI	RPI	RPI
DIV. I ONLY	6- 8	206	4-6	49	131	145	145	8	8	
DIV. I NON-CONF.	5- 8	221	3-6	51	135	170	170	8	8	
TOTALS	RPI 1-25	RPI 26-50	W-L RECORDS	RPI 51-100	RPI 101-150	RPI 150+				
6- 8	0- 0	0- 4	OVERALL	1- 3	0- 0	5- 1				
3- 6	0- 0	0- 3	HOME	0- 2	0- 0	3- 1				
3- 0	0- 0	0- 0	AWAY	1- 0	0- 0	2- 0				
0- 2	0- 0	0- 1	NEUTRAL	0- 1	0- 0	0- 0				
5- 8	0- 0	0- 4	NON-CONFERENCE	1- 3	0- 0	4- 1				
3- 6	0- 0	0- 3	HOME	0- 2	0- 0	3- 1				
2- 0	0- 0	0- 0	AWAY	1- 0	0- 0	1- 0				
0- 2	0- 0	0- 1	NEUTRAL	0- 1	0- 0	0- 0				
1- 0	0- 0	0- 0	CONFERENCE	0- 0	0- 0	1- 0				
0- 0	0- 0	0- 0	HOME	0- 0	0- 0	0- 0				
1- 0	0- 0	0- 0	AWAY	0- 0	0- 0	1- 0				
0- 0	0- 0	0- 0	NEUTRAL	0- 0	0- 0	0- 0				

RPI S	Opponent	Score	RPI S	Opponent	Score	RPI S	Opponent	Score	RPI S	Opponent	Score	Team's RPI: 145
28	H Colorado	52 62	65	A Washington	64 62	152	A Southern Miss.	62 58				
46	N Charlotte	56 60	72	H Texas Southern	62 72	153	A Wichita St.	61 56				
48	H LSU	54 59	79	H Alabama	56 66	211	H Jackson St.	82 46				
49	H Middle Tenn.	62 64	96	N Boston College	76 89	236	H Central Ark.	65 38				
						264	H South Alabama	53 62				
						275	H Ga. Southern	56 40				
LAST 10 Division I												
152	A Southern Miss.	62 58	153	A Wichita St.	61 56							
46	N Charlotte	56 60	275	H Ga. Southern	56 40							
96	N Boston College	76 89	28	H Colorado	52 62							
79	H Alabama	56 66	72	H Texas Southern	62 72							
236	H Central Ark.	65 38	264	H South Alabama	53 62							

Non-Div I Games:

Tulane

Average RPI Win:	242	WON-LOST	WINNING	LAST 10	STRENGTH OF	OPP. STRENGTH	TEAM	ADJ.	CONF.	ADJ CONF.
Average RPI Loss:	94	RECORD	PCT. RANK	GAMES	SCHEDULE	OF SCHEDULE	RPI	RPI	RPI	RPI
DIV. I ONLY	5- 9	240	3-7	117	114	214	214	8	8	
DIV. I NON-CONF.	5- 8	221	3-6	127	159	202	202	8	8	
TOTALS	RPI 1-25	RPI 26-50	W-L RECORDS	RPI 51-100	RPI 101-150	RPI 150+				
5- 9	0- 0	0- 3	OVERALL	0- 3	0- 0	5- 3				
4- 3	0- 0	0- 1	HOME	0- 1	0- 0	4- 1				
1- 4	0- 0	0- 1	AWAY	0- 1	0- 0	1- 2				
0- 2	0- 0	0- 1	NEUTRAL	0- 1	0- 0	0- 0				
5- 8	0- 0	0- 3	NON-CONFERENCE	0- 2	0- 0	5- 3				
4- 2	0- 0	0- 1	HOME	0- 0	0- 0	4- 1				
1- 4	0- 0	0- 1	AWAY	0- 1	0- 0	1- 2				
0- 2	0- 0	0- 1	NEUTRAL	0- 1	0- 0	0- 0				
0- 1	0- 0	0- 0	CONFERENCE	0- 1	0- 0	0- 0				
0- 1	0- 0	0- 0	HOME	0- 1	0- 0	0- 0				
0- 0	0- 0	0- 0	AWAY	0- 0	0- 0	0- 0				
0- 0	0- 0	0- 0	NEUTRAL	0- 0	0- 0	0- 0				

RPI S	Opponent	Score	RPI S	Opponent	Score	RPI S	Opponent	Score	RPI S	Opponent	Score	Team's RPI: 214
29	H Oklahoma St.	48 78	57	N Western Ky.	63 76	176	H SFA	63 67				
36	N Marquette	60 61	62	H Temple	65 74	181	A Little Rock	51 63				
44	A Arkansas	41 91	76	A Abilene Christian	63 73	186	A Stetson	60 66				
						208	H Arkansas St.	79 77				
						219	A UTEP	58 51				
						238	H Colorado St.	61 55				
						261	H Oral Roberts	67 65				
						285	H LMU (CA)	75 56				
LAST 10 Division I												
181	A Little Rock	51 63	62	H Temple	65 74							
76	A Abilene Christian	63 73	219	A UTEP	58 51							
36	N Marquette	60 61	238	H Colorado St.	61 55							
57	N Western Ky.	63 76	186	A Stetson	60 66							
285	H LMU (CA)	75 56	44	A Arkansas	41 91							

Non-Div I Games:

Tulsa

Average RPI Win:	185	WON-LOST	WINNING	LAST 10	STRENGTH OF	OPP. STRENGTH	TEAM	ADJ.	CONF.	ADJ CONF.
Average RPI Loss:	74	RECORD	PCT. RANK	GAMES	SCHEDULE	OF SCHEDULE	RPI	RPI	RPI	RPI
DIV. I ONLY	7- 5	123	6-4	123	79	133	133	13	13	
DIV. I NON-CONF.	6- 4	122	5-3	218	62	145	145	15	15	
TOTALS	RPI 1-25	RPI 26-50	W-L RECORDS	RPI 51-100	RPI 101-150	RPI 150+				
7- 5	0- 0	1- 2	OVERALL	1- 2	1- 0	4- 1				
5- 2	0- 0	1- 1	HOME	0- 1	1- 0	3- 0				
1- 2	0- 0	0- 0	AWAY	0- 1	0- 0	1- 1				
1- 1	0- 0	0- 1	NEUTRAL	1- 0	0- 0	0- 0				
6- 4	0- 0	0- 1	NON-CONFERENCE	1- 2	1- 0	4- 1				
4- 1	0- 0	0- 0	HOME	0- 1	1- 0	3- 0				
1- 2	0- 0	0- 0	AWAY	0- 1	0- 0	1- 1				
1- 1	0- 0	0- 1	NEUTRAL	1- 0	0- 0	0- 0				
1- 1	0- 0	1- 1	CONFERENCE	0- 0	0- 0	0- 0				
1- 1	0- 0	1- 1	HOME	0- 0	0- 0	0- 0				
0- 0	0- 0	0- 0	AWAY	0- 0	0- 0	0- 0				
0- 0	0- 0	0- 0	NEUTRAL	0- 0	0- 0	0- 0				

RPI S	Opponent	Score	RPI S	Opponent	Score	RPI S	Opponent	Score	RPI S	Opponent	Score	Team's RPI: 133
28	N Colorado	69 77	55	A Oklahoma	75 82	118	H Auburn	80 75				
46	H Charlotte	75 83	72	N Texas Southern	84 68	154	H Samford	76 69				
50	H Old Dominion	76 65	80	H Boise St.	81 83	162	A Memphis	52 77				
						264	H South Alabama	77 61				
						317	A Alcorn	86 65				
						320	H McNeese	97 70				
LAST 10 Division I												
162	A Memphis	52 77	50	H Old Dominion	76 65							
154	H Samford	76 69	46	H Charlotte	75 83							
320	H McNeese	97 70	72	N Texas Southern	84 68							
118	H Auburn	80 75	28	N Colorado	69 77							
80	H Boise St.	81 83	317	A Alcorn	86 65							

Non-Div I Games: Ala.-Huntsville 74 57 Tuskegee 103 60

UAB

Loss, Non-Conf, S Site, H Home A Away N Neutral

Average RPI Win:	244	WON-LOST	WINNING	LAST 10	STRENGTH OF	OPP. STRENGTH	TEAM	ADJ.	CONF.	ADJ CONF.
Average RPI Loss:	121	RECORD	PCT. RANK	GAMES	SCHEDULE	OF SCHEDULE	RPI	RPI	RPI	RPI
DIV. I ONLY	4- 8	244	4-6	148	181	223	223	26	26	
DIV. I NON-CONF.	4- 8	235	4-6	148	189	222	222	26	26	
TOTALS	RPI 1-25	RPI 26-50	W-L RECORDS	RPI 51-100	RPI 101-150	RPI 150+				
4- 8	0- 1	0- 1	OVERALL	0- 1	0- 3	4- 2				
3- 2	0- 0	0- 0	HOME	0- 1	0- 0	3- 1				
1- 6	0- 1	0- 1	AWAY	0- 0	0- 3	1- 1				
0- 0	0- 0	0- 0	NEUTRAL	0- 0	0- 0	0- 0				
4- 8	0- 1	0- 1	NON-CONFERENCE	0- 1	0- 3	4- 2				
3- 2	0- 0	0- 0	HOME	0- 1	0- 0	3- 1				
1- 6	0- 1	0- 1	AWAY	0- 0	0- 3	1- 1				
0- 0	0- 0	0- 0	NEUTRAL	0- 0	0- 0	0- 0				
0- 0	0- 0	0- 0	CONFERENCE	0- 0	0- 0	0- 0				
0- 0	0- 0	0- 0	HOME	0- 0	0- 0	0- 0				
0- 0	0- 0	0- 0	AWAY	0- 0	0- 0	0- 0				
0- 0	0- 0	0- 0	NEUTRAL	0- 0	0- 0	0- 0				

RPI 1-25				RPI 26-50				RPI 51-100				RPI 101+ Team's RPI: 223			
RPI	S	Opponent	Score	RPI	S	Opponent	Score	RPI	S	Opponent	Score	RPI	S	Opponent	Score
4	A	Stanford	55 67	47	A	Minnesota	67 76	97	H	Santa Clara	61 62	113	A	Montana St.	65 77
												121	A	Saint Mary's (CA)	74 83
												134	A	Fresno St.	65 73
												180	H	San Francisco	79 67
												192	H	Portland St.	70 76
												200	H	Boston U.	75 68
												247	A	Northern Ariz.	71 61
												257	A	Pepperdine	67 70
												348	H	Sacramento St.	77 75
LAST 10 Division I															
192	H	Portland St.	70 76	4	A	Stanford	55 67								
348	H	Sacramento St.	77 75	257	A	Pepperdine	67 70								
180	H	San Francisco	79 67	47	A	Minnesota	67 76								
121	A	Saint Mary's (CA)	74 83	247	A	Northern Ariz.	71 61								
97	H	Santa Clara	61 62	200	H	Boston U.	75 68								

Non-Div I Games: William Jessup 96 32

UC Davis

Average RPI Win:	228	WON-LOST	WINNING	LAST 10	STRENGTH OF	OPP. STRENGTH	TEAM	ADJ.	CONF.	ADJ CONF.
Average RPI Loss:	149	RECORD	PCT. RANK	GAMES	SCHEDULE	OF SCHEDULE	RPI	RPI	RPI	RPI
DIV. I ONLY	3- 10	291	2-8	97	232	248	248	26	26	
DIV. I NON-CONF.	3- 10	282	2-8	103	230	253	253	26	26	
TOTALS	RPI 1-25	RPI 26-50	W-L RECORDS	RPI 51-100	RPI 101-150	RPI 150+				
3- 10	0- 1	0- 0	OVERALL	0- 2	0- 1	3- 6				
2- 1	0- 0	0- 0	HOME	0- 0	0- 0	2- 1				
0- 5	0- 1	0- 0	AWAY	0- 1	0- 0	0- 3				
1- 4	0- 0	0- 0	NEUTRAL	0- 1	0- 1	1- 2				
3- 10	0- 1	0- 0	NON-CONFERENCE	0- 2	0- 1	3- 6				
2- 1	0- 0	0- 0	HOME	0- 0	0- 0	2- 1				
0- 5	0- 1	0- 0	AWAY	0- 1	0- 0	0- 3				
1- 4	0- 0	0- 0	NEUTRAL	0- 1	0- 1	1- 2				
0- 0	0- 0	0- 0	CONFERENCE	0- 0	0- 0	0- 0				
0- 0	0- 0	0- 0	HOME	0- 0	0- 0	0- 0				
0- 0	0- 0	0- 0	AWAY	0- 0	0- 0	0- 0				
0- 0	0- 0	0- 0	NEUTRAL	0- 0	0- 0	0- 0				

RPI 1-25				RPI 26-50				RPI 51-100				RPI 101+ Team's RPI: 248			
RPI	S	Opponent	Score	RPI	S	Opponent	Score	RPI	S	Opponent	Score	RPI	S	Opponent	Score
5	A	Oregon St.	57 86					61	N	Vanderbilt	63 76	122	N	Davidson	72 78
								78	A	Washington St.	59 87	161	A	Southern Utah	68 82
												180	N	San Francisco	61 68
												192	H	Portland St.	61 70
												192	N	Portland St.	83 75
												195	A	SMU	56 59
												206	H	San Jose St.	79 77
												209	N	North Ala.	60 88
												284	A	Denver	75 83
												285	H	LMU (CA)	80 65
LAST 10 Division I															
192	H	Portland St.	61 70	195	A	SMU	56 59								
209	N	North Ala.	60 88	180	N	San Francisco	61 68								
284	A	Denver	75 83	61	N	Vanderbilt	63 76								
285	H	LMU (CA)	80 65	78	A	Washington St.	59 87								
192	N	Portland St.	83 75	161	A	Southern Utah	68 82								

Non-Div I Games:

UC Irvine

■ Loss,
 ■ Non-Conf, S Site,
 ■ Home
 ■ Away
 N Neutral

UC Riverside

Through Games Of Jan. 5, 2020

Average RPI Win:	257	WON-LOST	WINNING	LAST 10	STRENGTH OF	OPP. STRENGTH	TEAM	ADJ.	CONF.	ADJ CONF.
Average RPI Loss:	155	RECORD	PCT. RANK	GAMES	SCHEDULE	OF SCHEDULE	RPI	RPI	RPI	RPI
DIV. I ONLY	4- 10	269	3-7	153	229	243	243	26	26	
DIV. I NON-CONF.	4- 10	259	3-7	156	223	249	249	26	26	
TOTALS	RPI 1-25	RPI 26-50	W-L RECORDS	RPI 51-100	RPI 101-150	RPI 150+				
4- 10	0- 1	0- 1	OVERALL	1- 0	0- 2	3- 6				
3- 2	0- 0	0- 0	HOME	1- 0	0- 1	2- 1				
1- 8	0- 1	0- 1	AWAY	0- 0	0- 1	1- 5				
0- 0	0- 0	0- 0	NEUTRAL	0- 0	0- 0	0- 0				
4- 10	0- 1	0- 1	NON-CONFERENCE	1- 0	0- 2	3- 6				
3- 2	0- 0	0- 0	HOME	1- 0	0- 1	2- 1				
1- 8	0- 1	0- 1	AWAY	0- 0	0- 1	1- 5				
0- 0	0- 0	0- 0	NEUTRAL	0- 0	0- 0	0- 0				
0- 0	0- 0	0- 0	CONFERENCE	0- 0	0- 0	0- 0				
0- 0	0- 0	0- 0	HOME	0- 0	0- 0	0- 0				
0- 0	0- 0	0- 0	AWAY	0- 0	0- 0	0- 0				
0- 0	0- 0	0- 0	NEUTRAL	0- 0	0- 0	0- 0				

RPI S	Opponent	Score	RPI S	Opponent	Score	RPI S	Opponent	Score	RPI S	Opponent	Score
15	A Oregon	41 84	35	A Arizona	27 70	86	H CSU Bakersfield	53 52	105	H Southern California	59 76
									107	A California	61 84
									161	A Southern Utah	68 79
									177	A VCU	51 67
									183	A New Mexico	70 80
									219	A UTEP	50 63
									238	A Colorado St.	40 52
									295	H California Baptist	80 64
									305	A New Mexico St.	60 58
									306	H Weber St.	54 64
									343	H Utah Valley	67 53
LAST 10 Division I											
238	A Colorado St.	40 52	86	H CSU Bakersfield	53 52	177	A VCU	51 67			
35	A Arizona	27 70	161	A Southern Utah	68 79	15	A Oregon	41 84			
306	H Weber St.	54 64	295	H California Baptist	80 64						
343	H Utah Valley	67 53									
107	A California	61 84									

Non-Div I Games:

UC Riverside

Loss, Non-Conf, S Site, H Home A Away N Neutral

Average RPI Win:	273	WON-LOST	WINNING	LAST 10	STRENGTH OF	OPP. STRENGTH	TEAM	ADJ.	CONF.	ADJ CONF.
Average RPI Loss:	160	RECORD	PCT. RANK	GAMES	SCHEDULE	OF SCHEDULE	RPI	RPI	RPI	RPI
DIV. I ONLY	4- 8	244	3-7	210	309	281	281	26	26	
DIV. I NON-CONF.	4- 8	235	3-7	207	313	287	287	26	26	
TOTALS	RPI 1-25	RPI 26-50	W-L RECORDS	RPI 51-100	RPI 101-150	RPI 150+				
4- 8	0- 0	0- 1	OVERALL	0- 2	1- 1	3- 4				
3- 2	0- 0	0- 0	HOME	0- 1	1- 0	2- 1				
0- 5	0- 0	0- 1	AWAY	0- 1	0- 1	0- 2				
1- 1	0- 0	0- 0	NEUTRAL	0- 0	0- 0	1- 1				
4- 8	0- 0	0- 1	NON-CONFERENCE	0- 2	1- 1	3- 4				
3- 2	0- 0	0- 0	HOME	0- 1	1- 0	2- 1				
0- 5	0- 0	0- 1	AWAY	0- 1	0- 1	0- 2				
1- 1	0- 0	0- 0	NEUTRAL	0- 0	0- 0	1- 1				
0- 0	0- 0	0- 0	CONFERENCE	0- 0	0- 0	0- 0				
0- 0	0- 0	0- 0	HOME	0- 0	0- 0	0- 0				
0- 0	0- 0	0- 0	AWAY	0- 0	0- 0	0- 0				
0- 0	0- 0	0- 0	NEUTRAL	0- 0	0- 0	0- 0				

RPI S	Opponent	Score	RPI S	Opponent	Score	RPI S	Opponent	Score	RPI S	Opponent	Score	Team's RPI: 281
35	A Arizona	42 61	86	A CSU Bakersfield	62 66	105	H Southern California	57 46	121	A Saint Mary's (CA)	43 64	
			94	H Pacific	53 63	176	N SFA	56 67	206	H San Jose St.	70 73	
						268	A Grand Canyon	57 58	295	A California Baptist	81 85	
						299	H San Diego St.	64 52	343	H Utah Valley	59 51	
						345	N Chicago St.	96 65				
LAST 10 Division I												
176	N SFA	56 67	35	A Arizona	42 61							
299	H San Diego St.	64 52	268	A Grand Canyon	57 58							
295	A California Baptist	81 85	86	A CSU Bakersfield	62 66							
105	H Southern California	57 46	94	H Pacific	53 63							
206	H San Jose St.	70 73	345	N Chicago St.	96 65							

Non-Div I Games: Ottawa (AZ) 72 57

UC Santa Barbara

■ Loss,
■ Non-Conf,
■ S Site,
■ H Home
■ A Away
N Neutral

Average RPI Win:	177	WON-LOST	WINNING	LAST 10	STRENGTH OF	OPP. STRENGTH	TEAM	ADJ.	CONF.	ADJ CONF.
Average RPI Loss:	46	RECORD	PCT. RANK	GAMES	SCHEDULE	OF SCHEDULE	RPI	RPI	RPI	RPI
DIV. I ONLY	9- 4	72	8-2	61	82	54	54	8	8	
DIV. I NON-CONF.	8- 4	90	7-2	37	97	47	47	8	8	
TOTALS	RPI 1-25	RPI 26-50	W-L RECORDS	RPI 51-100	RPI 101-150	RPI 150+				
9- 4	0- 1	1- 2	OVERALL	0- 0	2- 1	6- 0				
8- 0	0- 0	1- 0	HOME	0- 0	2- 0	5- 0				
1- 2	0- 0	0- 1	AWAY	0- 0	0- 1	1- 0				
0- 2	0- 1	0- 1	NEUTRAL	0- 0	0- 0	0- 0				
8- 4	0- 1	1- 2	NON-CONFERENCE	0- 0	2- 1	5- 0				
7- 0	0- 0	1- 0	HOME	0- 0	2- 0	4- 0				
1- 2	0- 0	0- 1	AWAY	0- 0	0- 1	1- 0				
0- 2	0- 1	0- 1	NEUTRAL	0- 0	0- 0	0- 0				
1- 0	0- 0	0- 0	CONFERENCE	0- 0	0- 0	1- 0				
1- 0	0- 0	0- 0	HOME	0- 0	0- 0	1- 0				
0- 0	0- 0	0- 0	AWAY	0- 0	0- 0	0- 0				
0- 0	0- 0	0- 0	NEUTRAL	0- 0	0- 0	0- 0				

RPI S	Opponent	Score	RPI S	Opponent	Score	RPI S	Opponent	Score	RPI S	Opponent	Score
7 N	UCLA	56 61	26 N	James Madison	43 46				112 A	Belmont	37 72
			39 A	FGCU	50 72				121 H	Saint Mary's (CA)	67 58
			41 H	Central Mich.	64 58				124 H	Wright St.	69 53
									176 A	SFA	63 57
									186 H	Stetson	66 40
									212 H	Delaware	75 49
									216 H	Quinnipiac	80 58
									228 H	East Carolina	91 55
									291 H	Pittsburgh	74 58
LAST 10 Division I											
26 N	James Madison	43 46	228 H	East Carolina	91 55						
7 N	UCLA	56 61	41 H	Central Mich.	64 58						
186 H	Stetson	66 40	124 H	Wright St.	69 53						
212 H	Delaware	75 49	121 H	Saint Mary's (CA)	67 58						
176 A	SFA	63 57	216 H	Quinnipiac	80 58						

Non-Div I Games:

UCF

Average RPI Win:	123	WON-LOST	WINNING	LAST 10	STRENGTH OF	OPP. STRENGTH	TEAM	ADJ.	CONF.	ADJ CONF.
Average RPI Loss:	0	RECORD	PCT. RANK	GAMES	SCHEDULE	OF SCHEDULE	RPI	RPI	RPI	RPI
DIV. I ONLY	14- 0	1	10-0	38	46	7	7	1	1	
DIV. I NON-CONF.	11- 0	1	7-0	105	39	10	10	1	1	
TOTALS	RPI 1-25	RPI 26-50	W-L RECORDS	RPI 51-100	RPI 101-150	RPI 150+				
14- 0	1- 0	2- 0	OVERALL	5- 0	2- 0	4- 0				
9- 0	0- 0	1- 0	HOME	3- 0	2- 0	3- 0				
4- 0	1- 0	1- 0	AWAY	1- 0	0- 0	1- 0				
1- 0	0- 0	0- 0	NEUTRAL	1- 0	0- 0	0- 0				
11- 0	1- 0	1- 0	NON-CONFERENCE	4- 0	1- 0	4- 0				
6- 0	0- 0	0- 0	HOME	2- 0	1- 0	3- 0				
4- 0	1- 0	1- 0	AWAY	1- 0	0- 0	1- 0				
1- 0	0- 0	0- 0	NEUTRAL	1- 0	0- 0	0- 0				
3- 0	0- 0	1- 0	CONFERENCE	1- 0	1- 0	0- 0				
3- 0	0- 0	1- 0	HOME	1- 0	1- 0	0- 0				
0- 0	0- 0	0- 0	AWAY	0- 0	0- 0	0- 0				
0- 0	0- 0	0- 0	NEUTRAL	0- 0	0- 0	0- 0				

RPI 1-25				RPI 26-50				RPI 51-100				RPI 101+			
RPI	S	Opponent	Score	RPI	S	Opponent	Score	RPI	S	Opponent	Score	RPI	S	Opponent	Score
12	A	Indiana	68 58	31	A	Virginia	73 62	51	H	Arizona St.	68 66	105	H	Southern California	83 59
				35	H	Arizona	70 58	54	N	UCF	61 56	126	H	Northern Colo.	92 58
								58	H	Yale	100 65	249	H	Long Beach St.	86 51
								63	A	Georgia	59 50	254	A	CSUN	58 44
								94	H	Pacific	68 57	285	H	LMU (CA)	74 52
												306	H	Weber St.	85 45
LAST 10 Division I															
				94	H	Pacific	68 57	35	H	Arizona	70 58				
				254	A	CSUN	58 44	51	H	Arizona St.	68 66				
				31	A	Virginia	73 62	105	H	Southern California	83 59				
				54	N	UCF	61 56	12	A	Indiana	68 58				
				58	H	Yale	100 65	63	A	Georgia	59 50				

Non-Div I Games:

UCLA

Average RPI Win:	83	WON-LOST	WINNING	LAST 10	STRENGTH OF	OPP. STRENGTH	TEAM	ADJ.	CONF.	ADJ CONF.
Average RPI Loss:	0	RECORD	PCT. RANK	GAMES	SCHEDULE	OF SCHEDULE	RPI	RPI	RPI	RPI
DIV. I ONLY	12- 0	1	10-0	25	1	1	1	8	8	
DIV. I NON-CONF.	9- 0	1	7-0	14	1	1	1	8	8	
TOTALS	RPI 1-25	RPI 26-50	W-L RECORDS	RPI 51-100	RPI 101-150	RPI 150+				
12- 0	2- 0	1- 0	OVERALL	5- 0	2- 0	2- 0				
4- 0	0- 0	1- 0	HOME	1- 0	1- 0	1- 0				
7- 0	2- 0	0- 0	AWAY	3- 0	1- 0	1- 0				
1- 0	0- 0	0- 0	NEUTRAL	1- 0	0- 0	0- 0				
9- 0	2- 0	1- 0	NON-CONFERENCE	4- 0	2- 0	0- 0				
3- 0	0- 0	1- 0	HOME	1- 0	1- 0	0- 0				
5- 0	2- 0	0- 0	AWAY	2- 0	1- 0	0- 0				
1- 0	0- 0	0- 0	NEUTRAL	1- 0	0- 0	0- 0				
3- 0	0- 0	0- 0	CONFERENCE	1- 0	0- 0	2- 0				
1- 0	0- 0	0- 0	HOME	0- 0	0- 0	1- 0				
2- 0	0- 0	0- 0	AWAY	1- 0	0- 0	1- 0				
0- 0	0- 0	0- 0	NEUTRAL	0- 0	0- 0	0- 0				

RPI 1-25				Team's RPI: 1				RPI 26-50				RPI 51-100				RPI 101+			
RPI	S	Opponent	Score					RPI	S	Opponent	Score					RPI	S	Opponent	Score
10	A	DePaul	84 74					31	H	Virginia	83 44					55	N	Oklahoma	97 53
23	A	Ohio St.	73 62													61	A	Vanderbilt	64 51
																62	A	Temple	83 54
																75	A	Seton Hall	92 78
																100	H	Notre Dame	81 57
LAST 10 Division I																			
								75	A	Seton Hall	92 78					195	A	SMU	80 42
								129	A	Dayton	75 37					153	H	Wichita St.	83 55
								23	A	Ohio St.	73 62					55	N	Oklahoma	97 53
								31	H	Virginia	83 44					10	A	DePaul	84 74
								62	A	Temple	83 54					100	H	Notre Dame	81 57

Non-Div I Games:

UConn

UIC				STRENGTH OF SCHEDULE	OPP. STRENGTH OF SCHEDULE	TEAM RPI	ADJ. RPI	CONF. RPI	ADJ CONF. RPI
Average RPI Win:	321	WON-LOST RECORD	WINNING PCT. RANK						
Average RPI Loss:	190		LAST 10 GAMES						
DIV. I ONLY	2- 13	327	2-8	268	314	332	332	18	18
DIV. I NON-CONF.	1- 10	329	1-5	253	269	327	327	18	18
<hr/>									
TOTALS	RPI 1-25	RPI 26-50	W-L RECORDS	RPI 51-100	RPI 101-150	RPI 150+			
2- 13	0- 1	0- 1	OVERALL	0- 0	0- 0	2- 11			
1- 6	0- 1	0- 0	HOME	0- 0	0- 0	1- 5			
1- 7	0- 0	0- 1	AWAY	0- 0	0- 0	1- 6			
0- 0	0- 0	0- 0	NEUTRAL	0- 0	0- 0	0- 0			
1- 10	0- 1	0- 1	NON-CONFERENCE	0- 0	0- 0	1- 8			
0- 5	0- 1	0- 0	HOME	0- 0	0- 0	0- 4			
1- 5	0- 0	0- 1	AWAY	0- 0	0- 0	1- 4			
0- 0	0- 0	0- 0	NEUTRAL	0- 0	0- 0	0- 0			
1- 3	0- 0	0- 0	CONFERENCE	0- 0	0- 0	1- 3			
1- 1	0- 0	0- 0	HOME	0- 0	0- 0	1- 1			
0- 2	0- 0	0- 0	AWAY	0- 0	0- 0	0- 2			
0- 0	0- 0	0- 0	NEUTRAL	0- 0	0- 0	0- 0			

RPI 1-25				RPI 26-50				RPI 51-100				RPI 101+ Team's RPI: 332			
RPI	S	Opponent	Score	RPI	S	Opponent	Score	RPI	S	Opponent	Score	RPI	S	Opponent	Score
11	H	Florida St.	42 86	42	A	Kansas	50 91					151	H	Western Mich.	52 80
												157	A	Miami (OH)	35 85
												165	A	Valparaiso	37 63
												170	A	Cleveland St.	44 84
												182	A	Youngstown St.	65 77
												198	H	Eastern Mich.	59 68
												202	A	Kansas St.	40 84
												271	H	Indiana St.	40 61
												283	H	Eastern Ill.	45 80
												297	H	Oakland	70 64
												313	A	Purdue Fort Wayne	50 61
												321	H	Detroit Mercy	62 70
												345	A	Chicago St.	73 61
<hr/>															
LAST 10 Division I															
165	A	Valparaiso	37 63	297	H	Oakland	70 64								
151	H	Western Mich.	52 80	321	H	Detroit Mercy	62 70								
345	A	Chicago St.	73 61	182	A	Youngstown St.	65 77								
157	A	Miami (OH)	35 85	170	A	Cleveland St.	44 84								
11	H	Florida St.	42 86	198	H	Eastern Mich.	59 68								

Non-Div I Games:

UIC

■ Loss,
 ■ Non-Conf,
 S Site,
 ■ Home
 ■ Away
 N Neutral

Average RPI Win:	295	WON-LOST	WINNING	LAST 10	STRENGTH OF	OPP. STRENGTH	TEAM	ADJ.	CONF.	ADJ CONF.
Average RPI Loss:	182	RECORD	PCT. RANK	GAMES	SCHEDULE	OF SCHEDULE	RPI	RPI	RPI	RPI
DIV. I ONLY	3- 9	281	2-8	272	288	309	309	29	29	
DIV. I NON-CONF.	3- 7	252	2-6	314	266	314	314	29	29	
TOTALS	RPI 1-25	RPI 26-50	W-L RECORDS	RPI 51-100	RPI 101-150	RPI 150+				
3- 9	0- 0	0- 0	OVERALL	0- 2	0- 1	3- 6				
2- 1	0- 0	0- 0	HOME	0- 0	0- 0	2- 1				
1- 6	0- 0	0- 0	AWAY	0- 2	0- 1	1- 3				
0- 2	0- 0	0- 0	NEUTRAL	0- 0	0- 0	0- 2				
3- 7	0- 0	0- 0	NON-CONFERENCE	0- 1	0- 1	3- 5				
2- 1	0- 0	0- 0	HOME	0- 0	0- 0	2- 1				
1- 4	0- 0	0- 0	AWAY	0- 1	0- 1	1- 2				
0- 2	0- 0	0- 0	NEUTRAL	0- 0	0- 0	0- 2				
0- 2	0- 0	0- 0	CONFERENCE	0- 1	0- 0	0- 1				
0- 0	0- 0	0- 0	HOME	0- 0	0- 0	0- 0				
0- 2	0- 0	0- 0	AWAY	0- 1	0- 0	0- 1				
0- 0	0- 0	0- 0	NEUTRAL	0- 0	0- 0	0- 0				

RPI 1-25			RPI 26-50			RPI 51-100			RPI 101+			Team's RPI: 309
RPI	S	Opponent	Score	RPI	S	Opponent	Score	RPI	S	Opponent	Score	
						56 A Syracuse	48 82	127 A William & Mary		48 76		
						92 A Stony Brook	45 57	178 H Howard		61 72		
								194 N La Salle		58 74		
								222 A Mt. St. Mary's		61 71		
								234 N Kennesaw St.		44 59		
								245 A Lafayette		65 58		
								266 A UMass Lowell		64 75		
								269 A Wagner		60 67		
								300 H Morgan St.		65 63		
								340 H Coppin St.		71 48		
LAST 10 Division I												
						234 N Kennesaw St.	44 59	266 A UMass Lowell		64 75		
						194 N La Salle	58 74	92 A Stony Brook		45 57		
						127 A William & Mary	48 76	245 A Lafayette		65 58		
						222 A Mt. St. Mary's	61 71	300 H Morgan St.		65 63		
						269 A Wagner	60 67	56 A Syracuse		48 82		

Non-Div I Games: Gettysburg 92 50

UMBC

■ Loss,
 ■ Non-Conf,
 ■ S Site,
 ■ H Home
 ■ A Away
 N Neutral

UMES				STRENGTH OF SCHEDULE	OPP. STRENGTH OF SCHEDULE	TEAM RPI	ADJ. RPI	CONF. RPI	ADJ CONF. RPI
Average RPI Win:	222	WON-LOST RECORD	WINNING PCT. RANK						
Average RPI Loss:	122		LAST 10 GAMES						
DIV. I ONLY	1- 11	334	1-9	88	151	289	289	31	31
DIV. I NON-CONF.	1- 10	329	1-8	97	121	301	301	31	31

TOTALS	RPI 1-25	RPI 26-50	W-L RECORDS	RPI 51-100	RPI 101-150	RPI 150+			
1- 11	0- 1	0- 2	OVERALL	0- 1	0- 3	1- 4			
1- 4	0- 0	0- 0	HOME	0- 0	0- 1	1- 3			
0- 7	0- 1	0- 2	AWAY	0- 1	0- 2	0- 1			
0- 0	0- 0	0- 0	NEUTRAL	0- 0	0- 0	0- 0			
1- 10	0- 1	0- 2	NON-CONFERENCE	0- 1	0- 3	1- 3			
1- 3	0- 0	0- 0	HOME	0- 0	0- 1	1- 2			
0- 7	0- 1	0- 2	AWAY	0- 1	0- 2	0- 1			
0- 0	0- 0	0- 0	NEUTRAL	0- 0	0- 0	0- 0			
0- 1	0- 0	0- 0	CONFERENCE	0- 0	0- 0	0- 1			
0- 1	0- 0	0- 0	HOME	0- 0	0- 0	0- 1			
0- 0	0- 0	0- 0	AWAY	0- 0	0- 0	0- 0			
0- 0	0- 0	0- 0	NEUTRAL	0- 0	0- 0	0- 0			

RPI 1-25				RPI 26-50				RPI 51-100				RPI 101+ Team's RPI: 289			
RPI	S	Opponent	Score	RPI	S	Opponent	Score	RPI	S	Opponent	Score	RPI	S	Opponent	Score
18	A	Virginia Tech	43 86	46	A	Charlotte	44 64	56	A	Syracuse	50 65	101	H	Richmond	52 64
				50	A	Old Dominion	39 48					110	A	UNC Greensboro	48 86
												127	A	William & Mary	50 78
												178	H	Howard	58 79
												205	H	Georgetown	39 57
												220	H	Longwood	62 71
												222	H	Mt. St. Mary's	78 76
												228	A	East Carolina	42 57

LAST 10 Division I															
50	A	Old Dominion	39 48	178	H	Howard	58 79								
101	H	Richmond	52 64	46	A	Charlotte	44 64								
228	A	East Carolina	42 57	205	H	Georgetown	39 57								
18	A	Virginia Tech	43 86	220	H	Longwood	62 71								
110	A	UNC Greensboro	48 86	222	H	Mt. St. Mary's	78 76								

Non-Div I Games: Greensboro 65 48 Wesley 75 29

UMES

■ Loss,
 ■ Non-Conf,
 ■ S Site,
 ■ H Home
 ■ A Away
 N Neutral

UMKC				Through Games Of Jan. 5, 2020						
Average RPI Win:	240	WON-LOST	WINNING	LAST 10	STRENGTH OF	OPP. STRENGTH	TEAM	ADJ.	CONF.	ADJ CONF.
Average RPI Loss:	157	RECORD	PCT. RANK	GAMES	SCHEDULE	OF SCHEDULE	RPI	RPI	RPI	RPI
DIV. I ONLY	6- 8	206	4-6	234	190	240	240	32	32	
DIV. I NON-CONF.	5- 7	205	3-5	185	104	232	232	32	32	

TOTALS	RPI 1-25	RPI 26-50		W-L RECORDS		RPI 51-100	RPI 101-150	RPI 150+		
6- 8	0- 1	0- 0		OVERALL		0- 2	0- 2	6- 3		
4- 4	0- 0	0- 0		HOME		0- 1	0- 2	4- 1		
2- 4	0- 1	0- 0		AWAY		0- 1	0- 0	2- 2		
0- 0	0- 0	0- 0		NEUTRAL		0- 0	0- 0	0- 0		
5- 7	0- 1	0- 0		NON-CONFERENCE		0- 2	0- 2	5- 2		
4- 4	0- 0	0- 0		HOME		0- 1	0- 2	4- 1		
1- 3	0- 1	0- 0		AWAY		0- 1	0- 0	1- 1		
0- 0	0- 0	0- 0		NEUTRAL		0- 0	0- 0	0- 0		
1- 1	0- 0	0- 0		CONFERENCE		0- 0	0- 0	1- 1		
0- 0	0- 0	0- 0		HOME		0- 0	0- 0	0- 0		
1- 1	0- 0	0- 0		AWAY		0- 0	0- 0	1- 1		
0- 0	0- 0	0- 0		NEUTRAL		0- 0	0- 0	0- 0		

RPI 1-25				RPI 26-50				RPI 51-100				RPI 101+ Team's RPI: 240			
RPI	S	Opponent	Score	RPI	S	Opponent	Score	RPI	S	Opponent	Score	RPI	S	Opponent	Score
2	A	Missouri St.	58 83					94	A	Pacific	60 89	111	H	Liberty	44 68
								95	H	Loyola Chicago	67 72	122	H	Davidson	64 74
												159	A	George Mason	64 58
												172	H	Missouri	59 56
												192	H	Portland St.	87 69
												202	H	Kansas St.	67 74
												284	H	Denver	83 79
												287	A	Omaha	53 57
												298	H	Eastern Wash.	66 55
												334	A	Seattle U	76 65
												343	A	Utah Valley	41 62

LAST 10 Division I															
172	H	Missouri	59 56	343	A	Utah Valley	41 62								
287	A	Omaha	53 57	334	A	Seattle U	76 65								
2	A	Missouri St.	58 83	111	H	Liberty	44 68								
159	A	George Mason	64 58	298	H	Eastern Wash.	66 55								
95	H	Loyola Chicago	67 72	202	H	Kansas St.	67 74								

Non-Div I Games: Rockhurst 78 60 Science & Arts Okla74 43

UMKC

■ Loss,
 ■ Non-Conf,
 ■ S Site,
 ■ H Home
 ■ A Away
 N Neutral

Average RPI Win:	327	WON-LOST	WINNING	LAST 10	STRENGTH OF	OPP. STRENGTH	TEAM	ADJ.	CONF.	ADJ CONF.
Average RPI Loss:	121	RECORD	PCT. RANK	GAMES	SCHEDULE	OF SCHEDULE	RPI	RPI	RPI	RPI
DIV. I ONLY	6- 9	224	6-4	247	306	266	266	29	29	
DIV. I NON-CONF.	4- 9	250	4-4	205	301	275	275	29	29	
TOTALS	RPI 1-25	RPI 26-50	W-L RECORDS	RPI 51-100	RPI 101-150	RPI 150+				
6- 9	0- 0	0- 1	OVERALL	0- 2	0- 4	6- 2				
4- 4	0- 0	0- 0	HOME	0- 1	0- 2	4- 1				
2- 5	0- 0	0- 1	AWAY	0- 1	0- 2	2- 1				
0- 0	0- 0	0- 0	NEUTRAL	0- 0	0- 0	0- 0				
4- 9	0- 0	0- 1	NON-CONFERENCE	0- 2	0- 4	4- 2				
2- 4	0- 0	0- 0	HOME	0- 1	0- 2	2- 1				
2- 5	0- 0	0- 1	AWAY	0- 1	0- 2	2- 1				
0- 0	0- 0	0- 0	NEUTRAL	0- 0	0- 0	0- 0				
2- 0	0- 0	0- 0	CONFERENCE	0- 0	0- 0	2- 0				
2- 0	0- 0	0- 0	HOME	0- 0	0- 0	2- 0				
0- 0	0- 0	0- 0	AWAY	0- 0	0- 0	0- 0				
0- 0	0- 0	0- 0	NEUTRAL	0- 0	0- 0	0- 0				

RPI 1-25				RPI 26-50				RPI 51-100				RPI 101+				Team's RPI: 266
RPI	S	Opponent	Score	RPI	S	Opponent	Score	RPI	S	Opponent	Score	RPI	S	Opponent	Score	
				42	A	Kansas	44 79	58	H	Yale	59 67	106	A	Colgate	51 73	
								96	A	Boston College	46 89	119	A	Providence	38 63	
												136	H	Massachusetts	58 74	
												144	H	Cornell	56 70	
												190	A	Merrimack	50 73	
												197	H	Dartmouth	51 62	
												309	H	UMBC	75 64	
												314	A	Bryant	55 35	
												315	H	New Hampshire	58 53	
												336	A	Central Conn. St.	56 54	
												338	H	Fairleigh Dickinson	61 56	
												347	H	LIU Brooklyn	65 56	
LAST 10 Division I																
				347	H	LIU Brooklyn	65 56	309	H	UMBC	75 64					
				336	A	Central Conn. St.	56 54	315	H	New Hampshire	58 53					
				314	A	Bryant	55 35	338	H	Fairleigh Dickinson	61 56					
				144	H	Cornell	56 70	190	A	Merrimack	50 73					
				119	A	Providence	38 63	197	H	Dartmouth	51 62					

Non-Div I Games:

UMass Lowell

■ Loss,
 ■ Non-Conf, S Site,
 ■ Home
 ■ Away
 N Neutral

Average RPI Win: 277		WON-LOST	WINNING	LAST 10	STRENGTH OF	OPP. STRENGTH	TEAM	ADJ.	CONF.	ADJ CONF.
Average RPI Loss: 140		RECORD	PCT. RANK	GAMES	SCHEDULE	OF SCHEDULE	RPI	RPI	RPI	RPI
DIV. I ONLY		6- 4	117	6-4	345	96	237	237	27	27
DIV. I NON-CONF.		4- 3	138	4-3	348	51	263	263	27	27
TOTALS	RPI 1-25		RPI 26-50		W-L RECORDS		RPI 51-100		RPI 101-150	RPI 150+
6- 4	0- 0		0- 1		OVERALL		0- 0		0- 1	6- 2
3- 1	0- 0		0- 0		HOME		0- 0		0- 1	3- 0
2- 3	0- 0		0- 1		AWAY		0- 0		0- 0	2- 2
1- 0	0- 0		0- 0		NEUTRAL		0- 0		0- 0	1- 0
4- 3	0- 0		0- 1		NON-CONFERENCE		0- 0		0- 1	4- 1
1- 1	0- 0		0- 0		HOME		0- 0		0- 1	1- 0
2- 2	0- 0		0- 1		AWAY		0- 0		0- 0	2- 1
1- 0	0- 0		0- 0		NEUTRAL		0- 0		0- 0	1- 0
2- 1	0- 0		0- 0		CONFERENCE		0- 0		0- 0	2- 1
2- 0	0- 0		0- 0		HOME		0- 0		0- 0	2- 0
0- 1	0- 0		0- 0		AWAY		0- 0		0- 0	0- 1
0- 0	0- 0		0- 0		NEUTRAL		0- 0		0- 0	0- 0

RPI 1-25				RPI 26-50				RPI 51-100				RPI 101+ Team's RPI: 237			
RPI	S	Opponent	Score	RPI	S	Opponent	Score	RPI	S	Opponent	Score	RPI	S	Opponent	Score
				33	A	Miami (FL)	46 75					110	H	UNC Greensboro	40 67
												156	A	Hampton	59 68
												217	H	Campbell	60 52
												231	A	ETSU	72 54
												244	N	Southern U.	53 34
												260	A	Wofford	38 75
												294	H	Presbyterian	54 39
												330	A	Western Caro.	64 47
												344	H	South Carolina St.	82 51
LAST 10 Division I															
				260	A	Wofford	38 75	217	H	Campbell	60 52				
				344	H	South Carolina St.	82 51	156	A	Hampton	59 68				
				110	H	UNC Greensboro	40 67	294	H	Presbyterian	54 39				
				231	A	ETSU	72 54	244	N	Southern U.	53 34				
				330	A	Western Caro.	64 47	33	A	Miami (FL)	46 75				

Non-Div I Games:	Montreat	89	45	Lenoir-Rhyne	68	48
------------------	----------	----	----	--------------	----	----

UNC Asheville

■ Loss, ■ Non-Conf, S Site, H Home A Away N Neutral

UNC Greensboro

Through Games Of Jan. 5, 2020

Average RPI Win:	229	WON-LOST	WINNING	LAST 10	STRENGTH OF	OPP. STRENGTH	TEAM	ADJ.	CONF.	ADJ CONF.
Average RPI Loss:	126	RECORD	PCT. RANK	GAMES	SCHEDULE	OF SCHEDULE	RPI	RPI	RPI	RPI
DIV. I ONLY	8- 4	83	7-3	188	286	110	110	19	19	
DIV. I NON-CONF.	8- 4	90	7-3	190	291	104	104	20	20	
TOTALS	RPI 1-25	RPI 26-50	W-L RECORDS	RPI 51-100	RPI 101-150	RPI 150+				
8- 4	0- 0	0- 0	OVERALL	1- 1	1- 2	6- 1				
4- 1	0- 0	0- 0	HOME	0- 0	0- 1	4- 0				
4- 3	0- 0	0- 0	AWAY	1- 1	1- 1	2- 1				
0- 0	0- 0	0- 0	NEUTRAL	0- 0	0- 0	0- 0				
8- 4	0- 0	0- 0	NON-CONFERENCE	1- 1	1- 2	6- 1				
4- 1	0- 0	0- 0	HOME	0- 0	0- 1	4- 0				
4- 3	0- 0	0- 0	AWAY	1- 1	1- 1	2- 1				
0- 0	0- 0	0- 0	NEUTRAL	0- 0	0- 0	0- 0				
0- 0	0- 0	0- 0	CONFERENCE	0- 0	0- 0	0- 0				
0- 0	0- 0	0- 0	HOME	0- 0	0- 0	0- 0				
0- 0	0- 0	0- 0	AWAY	0- 0	0- 0	0- 0				
0- 0	0- 0	0- 0	NEUTRAL	0- 0	0- 0	0- 0				

RPI 1-25				RPI 26-50				RPI 51-100				RPI 101+ Team's RPI: 110					
RPI	S	Opponent	Score	RPI	S	Opponent	Score	RPI	S	Opponent	Score	RPI	S	Opponent	Score		
								64	A	N.C. A&T	48	57	101	H	Richmond	62	70
								68	A	Wake Forest	67	65	111	A	Liberty	58	53
													123	A	Coastal Caro.	54	63
													217	A	Campbell	64	72
													235	A	Col. of Charleston	69	56
													237	A	UNC Asheville	67	40
													280	H	Appalachian St.	54	47
													289	H	UMES	86	48
													290	H	High Point	82	70
													319	H	Georgia St.	64	49
LAST 10 Division I																	
				217	A	Campbell	64	72		280	H	Appalachian St.	54	47			
				237	A	UNC Asheville	67	40		290	H	High Point	82	70			
				111	A	Liberty	58	53		235	A	Col. of Charleston	69	56			
				289	H	UMES	86	48		64	A	N.C. A&T	48	57			
				123	A	Coastal Caro.	54	63		319	H	Georgia St.	64	49			

Non-Div I Games: Erskine 106 44 Concord 80 45 Lenoir-Rhyne 84 59

UNC Greensboro

Loss, Non-Conf, S Site, H Home A Away N Neutral

Average RPI Win:	283	WON-LOST	WINNING	LAST 10	STRENGTH OF	OPP. STRENGTH	TEAM	ADJ.	CONF.	ADJ CONF.
Average RPI Loss:	137	RECORD	PCT. RANK	GAMES	SCHEDULE	OF SCHEDULE	RPI	RPI	RPI	RPI
DIV. I ONLY	3- 8	273	3-7	133	305	270	270	14	14	
DIV. I NON-CONF.	2- 7	288	2-6	106	337	276	276	14	14	
TOTALS	RPI 1-25	RPI 26-50	W-L RECORDS	RPI 51-100	RPI 101-150	RPI 150+				
3- 8	0- 1	0- 0	OVERALL	0- 2	0- 2	3- 3				
2- 4	0- 0	0- 0	HOME	0- 1	0- 1	2- 2				
1- 3	0- 1	0- 0	AWAY	0- 1	0- 0	1- 1				
0- 1	0- 0	0- 0	NEUTRAL	0- 0	0- 1	0- 0				
2- 7	0- 1	0- 0	NON-CONFERENCE	0- 1	0- 2	2- 3				
1- 3	0- 0	0- 0	HOME	0- 0	0- 1	1- 2				
1- 3	0- 1	0- 0	AWAY	0- 1	0- 0	1- 1				
0- 1	0- 0	0- 0	NEUTRAL	0- 0	0- 1	0- 0				
1- 1	0- 0	0- 0	CONFERENCE	0- 1	0- 0	1- 0				
1- 1	0- 0	0- 0	HOME	0- 1	0- 0	1- 0				
0- 0	0- 0	0- 0	AWAY	0- 0	0- 0	0- 0				
0- 0	0- 0	0- 0	NEUTRAL	0- 0	0- 0	0- 0				

RPI 1-25				RPI 26-50				RPI 51-100				RPI 101+ Team's RPI: 270			
RPI	S	Opponent	Score	RPI	S	Opponent	Score	RPI	S	Opponent	Score	RPI	S	Opponent	Score
17	A	NC State	40 80					68	A	Wake Forest	55 65	108	N	North Carolina	45 85
								69	H	Drexel	72 73	123	H	Coastal Caro.	43 62
												212	H	Delaware	71 65
												220	A	Longwood	58 59
												234	H	Kennesaw St.	56 58
												256	H	Winthrop	63 75
												294	A	Presbyterian	70 60
												344	H	South Carolina St.	84 46
LAST 10 Division I															
294	A	Presbyterian	70 60	69	H	Drexel	72 73								
234	H	Kennesaw St.	56 58	212	H	Delaware	71 65								
344	H	South Carolina St.	84 46	108	N	North Carolina	45 85								
220	A	Longwood	58 59	256	H	Winthrop	63 75								
17	A	NC State	40 80	123	H	Coastal Caro.	43 62								

Non-Div I Games: Catawba 75 78 Mount Olive 75 67

UNCW

Loss, Non-Conf, S Site, H Home A Away N Neutral

Average RPI Win:	155	WON-LOST	WINNING	LAST 10	STRENGTH OF	OPP. STRENGTH	TEAM	ADJ.	CONF.	ADJ CONF.
Average RPI Loss:	36	RECORD	PCT. RANK	GAMES	SCHEDULE	OF SCHEDULE	RPI	RPI	RPI	RPI
DIV. I ONLY	7- 4	105	6-4	80	2	43	43	7	7	
DIV. I NON-CONF.	7- 3	80	6-3	91	5	36	36	7	7	
TOTALS	RPI 1-25	RPI 26-50	W-L RECORDS	RPI 51-100	RPI 101-150	RPI 150+				
7- 4	1- 3	0- 0	OVERALL	2- 1	0- 0	4- 0				
3- 0	1- 0	0- 0	HOME	1- 0	0- 0	1- 0				
4- 2	0- 2	0- 0	AWAY	1- 0	0- 0	3- 0				
0- 2	0- 1	0- 0	NEUTRAL	0- 1	0- 0	0- 0				
7- 3	1- 2	0- 0	NON-CONFERENCE	2- 1	0- 0	4- 0				
3- 0	1- 0	0- 0	HOME	1- 0	0- 0	1- 0				
4- 1	0- 1	0- 0	AWAY	1- 0	0- 0	3- 0				
0- 2	0- 1	0- 0	NEUTRAL	0- 1	0- 0	0- 0				
0- 1	0- 1	0- 0	CONFERENCE	0- 0	0- 0	0- 0				
0- 0	0- 0	0- 0	HOME	0- 0	0- 0	0- 0				
0- 1	0- 1	0- 0	AWAY	0- 0	0- 0	0- 0				
0- 0	0- 0	0- 0	NEUTRAL	0- 0	0- 0	0- 0				

RPI 1-25				RPI 26-50		Team's RPI: 43		RPI 51-100				RPI 101+			
RPI	S	Opponent	Score	RPI	S	Opponent	Score	RPI	S	Opponent	Score	RPI	S	Opponent	Score
13	H	Iowa	88 66					74	A	Iowa St.	71 63	153	A	Wichita St.	61 50
16	A	Creighton	54 57					77	H	IUPUI	51 50	172	A	Missouri	78 73
23	N	Ohio St.	46 64					79	N	Alabama	77 87	287	A	Omaha	81 45
25	A	Drake	87 104									307	H	North Dakota St.	95 63
LAST 10 Division I															
23	N	Ohio St.	46 64	25	A	Drake	87 104	74	A	Iowa St.	71 63	172	A	Missouri	78 73
79	N	Alabama	77 87	77	H	IUPUI	51 50	287	A	Omaha	81 45	307	H	North Dakota St.	95 63
13	H	Iowa	88 66	16	A	Creighton	54 57								
153	A	Wichita St.	61 50												

Non-Div I Games: Northwest Mo. St. 78 53

UNI

Average RPI Win:	226	WON-LOST	WINNING	LAST 10	STRENGTH OF	OPP. STRENGTH	TEAM	ADJ.	CONF.	ADJ CONF.
Average RPI Loss:	133	RECORD	PCT. RANK	GAMES	SCHEDULE	OF SCHEDULE	RPI	RPI	RPI	RPI
DIV. I ONLY	6- 8	206	5-5	267	85	242	242	22	22	
DIV. I NON-CONF.	4- 7	225	3-4	243	48	271	271	25	25	
TOTALS	RPI 1-25	RPI 26-50	W-L RECORDS	RPI 51-100	RPI 101-150	RPI 150+				
6- 8	0- 0	0- 2	OVERALL	1- 0	1- 3	4- 3				
3- 5	0- 0	0- 2	HOME	1- 0	1- 2	1- 1				
3- 3	0- 0	0- 0	AWAY	0- 0	0- 1	3- 2				
0- 0	0- 0	0- 0	NEUTRAL	0- 0	0- 0	0- 0				
4- 7	0- 0	0- 2	NON-CONFERENCE	1- 0	1- 2	2- 3				
3- 4	0- 0	0- 2	HOME	1- 0	1- 1	1- 1				
1- 3	0- 0	0- 0	AWAY	0- 0	0- 1	1- 2				
0- 0	0- 0	0- 0	NEUTRAL	0- 0	0- 0	0- 0				
2- 1	0- 0	0- 0	CONFERENCE	0- 0	0- 1	2- 0				
0- 1	0- 0	0- 0	HOME	0- 0	0- 1	0- 0				
2- 0	0- 0	0- 0	AWAY	0- 0	0- 0	2- 0				
0- 0	0- 0	0- 0	NEUTRAL	0- 0	0- 0	0- 0				

RPI S	Opponent	Score	RPI S	Opponent	Score	RPI S	Opponent	Score	RPI S	Opponent	Score	Team's RPI: 242
31	H Virginia	55 63	38	H Duke	45 57	67	H St. John's (NY)	79 75	104	H Elon	44 50	
									105	A Southern California	54 75	
									109	H South Fla.	61 51	
									134	H Fresno St.	66 72	
									161	A Southern Utah	68 72	
									224	H Cal St. Fullerton	58 64	
									257	A Pepperdine	69 44	
									258	A Utah St.	60 46	
									268	A Grand Canyon	51 53	
									323	A Air Force	67 60	
									344	H South Carolina St.	66 57	
LAST 10 Division I												
105	A Southern California	54 75	323	A Air Force	67 60							
257	A Pepperdine	69 44	258	A Utah St.	60 46							
134	H Fresno St.	66 72	109	H South Fla.	61 51							
67	H St. John's (NY)	79 75	31	H Virginia	55 63							
104	H Elon	44 50	268	A Grand Canyon	51 53							

Non-Div I Games:

UNLV

■ Loss,
 ■ Non-Conf,
 ■ S Site,
 ■ H Home
 ■ A Away
 N Neutral

USC Upstate

Through Games Of Jan. 5, 2020

Average RPI Win:	342	WON-LOST	WINNING	LAST 10	STRENGTH OF	OPP. STRENGTH	TEAM	ADJ.	CONF.	ADJ CONF.
Average RPI Loss:	172	RECORD	PCT. RANK	GAMES	SCHEDULE	OF SCHEDULE	RPI	RPI	RPI	RPI
DIV. I ONLY	4- 6	224	4-6	350	222	324	324	27	27	
DIV. I NON-CONF.	3- 4	201	3-4	337	173	304	304	27	27	
TOTALS	RPI 1-25	RPI 26-50	W-L RECORDS	RPI 51-100	RPI 101-150	RPI 150+				
4- 6	0- 1	0- 0	OVERALL	0- 1	0- 0	4- 4				
4- 0	0- 0	0- 0	HOME	0- 0	0- 0	4- 0				
0- 6	0- 1	0- 0	AWAY	0- 1	0- 0	0- 4				
0- 0	0- 0	0- 0	NEUTRAL	0- 0	0- 0	0- 0				
3- 4	0- 1	0- 0	NON-CONFERENCE	0- 1	0- 0	3- 2				
3- 0	0- 0	0- 0	HOME	0- 0	0- 0	3- 0				
0- 4	0- 1	0- 0	AWAY	0- 1	0- 0	0- 2				
0- 0	0- 0	0- 0	NEUTRAL	0- 0	0- 0	0- 0				
1- 2	0- 0	0- 0	CONFERENCE	0- 0	0- 0	1- 2				
1- 0	0- 0	0- 0	HOME	0- 0	0- 0	1- 0				
0- 2	0- 0	0- 0	AWAY	0- 0	0- 0	0- 2				
0- 0	0- 0	0- 0	NEUTRAL	0- 0	0- 0	0- 0				

RPI 1-25				RPI 26-50				RPI 51-100				RPI 101+				Team's RPI: 324
RPI	S	Opponent	Score	RPI	S	Opponent	Score	RPI	S	Opponent	Score	RPI	S	Opponent	Score	
6	A	South Carolina	32 112					63	A	Georgia	53 67	217	A	Campbell	38 50	
												227	A	Jacksonville	43 87	
												228	A	East Carolina	48 69	
												290	A	High Point	46 85	
												330	H	Western Caro.	70 62	
												342	H	Charleston So.	70 53	
												344	H	South Carolina St.	58 47	
												351	H	Florida A&M	74 61	
LAST 10 Division I																
6	A	South Carolina	32 112	290	A	High Point	46 85									
227	A	Jacksonville	43 87	217	A	Campbell	38 50									
330	H	Western Caro.	70 62	342	H	Charleston So.	70 53									
228	A	East Carolina	48 69	344	H	South Carolina St.	58 47									
351	H	Florida A&M	74 61	63	A	Georgia	53 67									

Non-Div I Games: Mars Hill 89 31 UNKNOWN 71 49

USC Upstate

Loss, Non-Conf, S Site, H Home A Away N Neutral

Average RPI Win:	222	WON-LOST	WINNING	LAST 10	STRENGTH OF	OPP. STRENGTH	TEAM	ADJ.	CONF.	ADJ CONF.
Average RPI Loss:	35	RECORD	PCT. RANK	GAMES	SCHEDULE	OF SCHEDULE	RPI	RPI	RPI	RPI
DIV. I ONLY	8- 6	129	4-6	116	39	117	117	23	23	
DIV. I NON-CONF.	6- 6	163	2-6	63	45	96	96	22	22	
TOTALS	RPI 1-25	RPI 26-50	W-L RECORDS	RPI 51-100	RPI 101-150	RPI 150+				
8- 6	0- 3	0- 1	OVERALL	0- 2	1- 0	7- 0				
5- 2	0- 0	0- 0	HOME	0- 2	1- 0	4- 0				
3- 1	0- 1	0- 0	AWAY	0- 0	0- 0	3- 0				
0- 3	0- 2	0- 1	NEUTRAL	0- 0	0- 0	0- 0				
6- 6	0- 3	0- 1	NON-CONFERENCE	0- 2	1- 0	5- 0				
3- 2	0- 0	0- 0	HOME	0- 2	1- 0	2- 0				
3- 1	0- 1	0- 0	AWAY	0- 0	0- 0	3- 0				
0- 3	0- 2	0- 1	NEUTRAL	0- 0	0- 0	0- 0				
2- 0	0- 0	0- 0	CONFERENCE	0- 0	0- 0	2- 0				
2- 0	0- 0	0- 0	HOME	0- 0	0- 0	2- 0				
0- 0	0- 0	0- 0	AWAY	0- 0	0- 0	0- 0				
0- 0	0- 0	0- 0	NEUTRAL	0- 0	0- 0	0- 0				

RPI 1-25				RPI 26-50				RPI 51-100				RPI 101+ Team's RPI: 117			
RPI	S	Opponent	Score	RPI	S	Opponent	Score	RPI	S	Opponent	Score	RPI	S	Opponent	Score
3	N	Louisville	67 76	29	N	Oklahoma St.	47 60	70	H	Marist	57 73	124	H	Wright St.	68 62
15	N	Oregon	54 91					72	H	Texas Southern	63 74	181	H	Little Rock	65 58
22	A	Northwestern	47 74									195	H	SMU	51 46
												202	A	Kansas St.	57 53
												208	H	Arkansas St.	71 44
												232	A	North Texas	68 49
												292	A	Grambling	88 54
												345	H	Chicago St.	84 53
LAST 10 Division I															
22	A	Northwestern	47 74	181	H	Little Rock	65 58								
124	H	Wright St.	68 62	208	H	Arkansas St.	71 44								
29	N	Oklahoma St.	47 60	72	H	Texas Southern	63 74								
15	N	Oregon	54 91	195	H	SMU	51 46								
3	N	Louisville	67 76	70	H	Marist	57 73								

Non-Div I Games:

UT Arlington

■ Loss,
■ Non-Conf,
■ S Site,
■ H Home
■ A Away
N Neutral

Average RPI Win:	178	WON-LOST	WINNING	LAST 10	STRENGTH OF	OPP. STRENGTH	TEAM	ADJ.	CONF.	ADJ CONF.
Average RPI Loss:	41	RECORD	PCT. RANK	GAMES	SCHEDULE	OF SCHEDULE	RPI	RPI	RPI	RPI
DIV. I ONLY	6- 7	188	6-4	31	34	66	66	20	20	
DIV. I NON-CONF.	4- 7	225	4-4	32	11	126	126	21	21	
TOTALS	RPI 1-25	RPI 26-50	W-L RECORDS	RPI 51-100	RPI 101-150	RPI 150+				
6- 7	0- 3	0- 1	OVERALL	1- 3	1- 0	4- 0				
4- 1	0- 1	0- 0	HOME	1- 0	0- 0	3- 0				
2- 6	0- 2	0- 1	AWAY	0- 3	1- 0	1- 0				
0- 0	0- 0	0- 0	NEUTRAL	0- 0	0- 0	0- 0				
4- 7	0- 3	0- 1	NON-CONFERENCE	1- 3	0- 0	3- 0				
4- 1	0- 1	0- 0	HOME	1- 0	0- 0	3- 0				
0- 6	0- 2	0- 1	AWAY	0- 3	0- 0	0- 0				
0- 0	0- 0	0- 0	NEUTRAL	0- 0	0- 0	0- 0				
2- 0	0- 0	0- 0	CONFERENCE	0- 0	1- 0	1- 0				
0- 0	0- 0	0- 0	HOME	0- 0	0- 0	0- 0				
2- 0	0- 0	0- 0	AWAY	0- 0	1- 0	1- 0				
0- 0	0- 0	0- 0	NEUTRAL	0- 0	0- 0	0- 0				

RPI 1-25				RPI 26-50				RPI 51-100				Team's RPI: 66	RPI 101+			
RPI	S	Opponent	Score	RPI	S	Opponent	Score	RPI	S	Opponent	Score		RPI	S	Opponent	Score
3	H	Louisville	63 71	44	A	Arkansas	46 96	60	A	Southern Ill.	59 70		141	A	Austin Peay	69 61
8	A	Gonzaga	55 78					73	A	Saint Louis	50 56		154	H	Samford	80 75
14	A	Mississippi St.	46 82					77	H	IUPUI	57 51		187	A	Murray St.	89 64
								82	A	Illinois St.	47 70		221	H	Chattanooga	78 51
													288	H	Lipscomb	83 67
LAST 10 Division I																
221	H	Chattanooga	78 51	141	A	Austin Peay	69 61									
60	A	Southern Ill.	59 70	187	A	Murray St.	89 64									
82	A	Illinois St.	47 70	44	A	Arkansas	46 96									
77	H	IUPUI	57 51	3	H	Louisville	63 71									
154	H	Samford	80 75	288	H	Lipscomb	83 67									

Non-Div I Games:

UT Martin

■ Loss,
 ■ Non-Conf, S Site,
 ■ Home
 ■ Away
 N Neutral

UTEP				STRENGTH OF SCHEDULE	OPP. STRENGTH OF SCHEDULE	TEAM RPI	ADJ. RPI	CONF. RPI	ADJ CONF. RPI
Average RPI Win:	271	WON-LOST RECORD	WINNING PCT. RANK						
Average RPI Loss:	157		LAST 10 GAMES						
DIV. I ONLY	9- 4	72	6-4	294	265	219	219	13	13
DIV. I NON-CONF.	7- 4	100	4-4	299	256	247	247	15	15
TOTALS	RPI 1-25	RPI 26-50	W-L RECORDS	RPI 51-100	RPI 101-150	RPI 150+			
9- 4	0- 0	0- 1	OVERALL	0- 0	0- 0	9- 3			
8- 3	0- 0	0- 1	HOME	0- 0	0- 0	8- 2			
1- 1	0- 0	0- 0	AWAY	0- 0	0- 0	1- 1			
0- 0	0- 0	0- 0	NEUTRAL	0- 0	0- 0	0- 0			
7- 4	0- 0	0- 1	NON-CONFERENCE	0- 0	0- 0	7- 3			
6- 3	0- 0	0- 1	HOME	0- 0	0- 0	6- 2			
1- 1	0- 0	0- 0	AWAY	0- 0	0- 0	1- 1			
0- 0	0- 0	0- 0	NEUTRAL	0- 0	0- 0	0- 0			
2- 0	0- 0	0- 0	CONFERENCE	0- 0	0- 0	2- 0			
2- 0	0- 0	0- 0	HOME	0- 0	0- 0	2- 0			
0- 0	0- 0	0- 0	AWAY	0- 0	0- 0	0- 0			
0- 0	0- 0	0- 0	NEUTRAL	0- 0	0- 0	0- 0			

RPI 1-25			RPI 26-50			RPI 51-100			RPI 101+ Team's RPI: 219		
RPI	S	Opponent	Score	RPI	S	Opponent	Score	RPI	S	Opponent	Score
				35	H	Arizona	43 54				
								151	H	Western Mich.	76 46
								169	H	Fla. Atlantic	96 65
								183	H	New Mexico	78 93
								195	A	SMU	56 60
								214	H	Tulsa	51 58
								243	H	UC Riverside	63 50
								305	A	New Mexico St.	63 57
								305	H	New Mexico St.	65 45
								306	H	Weber St.	70 51
								317	H	Alcorn	92 47
								319	H	Georgia St.	71 68
								322	H	FIU	64 34
LAST 10 Division I											
306	H	Weber St.	70 51	169	H	Fla. Atlantic	96 65				
319	H	Georgia St.	71 68	322	H	FIU	64 34				
151	H	Western Mich.	76 46	214	H	Tulsa	51 58				
305	H	New Mexico St.	65 45	195	A	SMU	56 60				
183	H	New Mexico	78 93	35	H	Arizona	43 54				

Non-Div I Games:

UTEP

■ Loss,
 ■ Non-Conf, S Site,
 ■ Home
 ■ Away
 N Neutral

Average RPI Win:	316	WON-LOST	WINNING	LAST 10	STRENGTH OF	OPP. STRENGTH	TEAM	ADJ.	CONF.	ADJ CONF.
Average RPI Loss:	181	RECORD	PCT. RANK	GAMES	SCHEDULE	OF SCHEDULE	RPI	RPI	RPI	RPI
DIV. I ONLY	2- 8	305	2-8	280	307	333	333	32	32	
DIV. I NON-CONF.	1- 8	322	1-8	288	297	339	339	32	32	
TOTALS	RPI 1-25	RPI 26-50	W-L RECORDS	RPI 51-100	RPI 101-150	RPI 150+				
2- 8	0- 0	0- 0	OVERALL	0- 2	0- 1	2- 5				
2- 2	0- 0	0- 0	HOME	0- 1	0- 0	2- 1				
0- 4	0- 0	0- 0	AWAY	0- 1	0- 1	0- 2				
0- 2	0- 0	0- 0	NEUTRAL	0- 0	0- 0	0- 2				
1- 8	0- 0	0- 0	NON-CONFERENCE	0- 2	0- 1	1- 5				
1- 2	0- 0	0- 0	HOME	0- 1	0- 0	1- 1				
0- 4	0- 0	0- 0	AWAY	0- 1	0- 1	0- 2				
0- 2	0- 0	0- 0	NEUTRAL	0- 0	0- 0	0- 2				
1- 0	0- 0	0- 0	CONFERENCE	0- 0	0- 0	1- 0				
1- 0	0- 0	0- 0	HOME	0- 0	0- 0	1- 0				
0- 0	0- 0	0- 0	AWAY	0- 0	0- 0	0- 0				
0- 0	0- 0	0- 0	NEUTRAL	0- 0	0- 0	0- 0				

RPI 1-25				RPI 26-50				RPI 51-100				RPI 101+				Team's RPI: 333	
RPI	S	Opponent	Score	RPI	S	Opponent	Score	RPI	S	Opponent	Score	RPI	S	Opponent	Score		
								72	H	Texas Southern	44	71	105	A	Southern California	43	80
								90	A	Texas	69	85	202	A	Kansas St.	66	79
													213	A	A&M-Corpus Christi	50	61
													213	H	A&M-Corpus Christi	54	59
													249	N	Long Beach St.	65	69
													295	H	California Baptist	87	68
													303	N	Nevada	57	62
													337	H	UTSA	75	64
LAST 10 Division I																	
				213	H	A&M-Corpus Christi	54	59				295	H	California Baptist	87	68	
				337	H	UTSA	75	64				202	A	Kansas St.	66	79	
				213	A	A&M-Corpus Christi	50	61				303	N	Nevada	57	62	
				90	A	Texas	69	85				249	N	Long Beach St.	65	69	
				72	H	Texas Southern	44	71				105	A	Southern California	43	80	

Non-Div I Games: Tex. A&M Int'l 72 56 Tex. A&M-Kingsville 66 45 Texas Lutheran 98 46 Minot St. 75 56

UTRGV

Loss, Non-Conf, S Site, H Home A Away N Neutral

Average RPI Win:	336	WON-LOST	WINNING	LAST 10	STRENGTH OF	OPP. STRENGTH	TEAM	ADJ.	CONF.	ADJ CONF.
Average RPI Loss:	197	RECORD	PCT. RANK	GAMES	SCHEDULE	OF SCHEDULE	RPI	RPI	RPI	RPI
DIV. I ONLY	2- 8	305	2-8	277	336	337	337	13	13	
DIV. I NON-CONF.	1- 7	321	1-7	259	341	337	337	15	15	
TOTALS	RPI 1-25	RPI 26-50	W-L RECORDS	RPI 51-100	RPI 101-150	RPI 150+				
2- 8	0- 0	0- 0	OVERALL	0- 1	0- 1	2- 6				
2- 2	0- 0	0- 0	HOME	0- 0	0- 0	2- 2				
0- 5	0- 0	0- 0	AWAY	0- 1	0- 1	0- 3				
0- 1	0- 0	0- 0	NEUTRAL	0- 0	0- 0	0- 1				
1- 7	0- 0	0- 0	NON-CONFERENCE	0- 1	0- 1	1- 5				
1- 1	0- 0	0- 0	HOME	0- 0	0- 0	1- 1				
0- 5	0- 0	0- 0	AWAY	0- 1	0- 1	0- 3				
0- 1	0- 0	0- 0	NEUTRAL	0- 0	0- 0	0- 1				
1- 1	0- 0	0- 0	CONFERENCE	0- 0	0- 0	1- 1				
1- 1	0- 0	0- 0	HOME	0- 0	0- 0	1- 1				
0- 0	0- 0	0- 0	AWAY	0- 0	0- 0	0- 0				
0- 0	0- 0	0- 0	NEUTRAL	0- 0	0- 0	0- 0				

RPI 1-25			RPI 26-50			RPI 51-100			RPI 101+			Team's RPI: 337
RPI	S	Opponent	Score	RPI	S	Opponent	Score	RPI	S	Opponent	Score	
						90 A Texas	53 84			150 A Hawaii	50 62	
										167 N Utah	45 91	
										169 H Fla. Atlantic	53 80	
										188 H Sam Houston St.	77 81	
										203 A Texas Tech	58 115	
										279 A Texas St.	69 74	
										322 H FIU	60 45	
										333 A UTRGV	64 75	
										349 H Incarnate Word	63 56	
LAST 10 Division I												
		333 A UTRGV	64 75			322 H FIU	60 45					
		167 N Utah	45 91			169 H Fla. Atlantic	53 80					
		150 A Hawaii	50 62			203 A Texas Tech	58 115					
		90 A Texas	53 84			188 H Sam Houston St.	77 81					
		349 H Incarnate Word	63 56			279 A Texas St.	69 74					

Non-Div I Games: Texas Wesleyan 80 78 Southwest (NM) 79 62 Concordia (TX) 73 44

UTSA

Loss, Non-Conf, S Site, H Home A Away N Neutral

Average RPI Win:	244	WON-LOST	WINNING	LAST 10	STRENGTH OF	OPP. STRENGTH	TEAM	ADJ.	CONF.	ADJ CONF.
Average RPI Loss:	88	RECORD	PCT. RANK	GAMES	SCHEDULE	OF SCHEDULE	RPI	RPI	RPI	RPI
DIV. I ONLY	7- 7	168	6-4	167	106	167	167	1	1	
DIV. I NON-CONF.	7- 4	100	6-1	315	175	212	212	1	1	
TOTALS	RPI 1-25	RPI 26-50	W-L RECORDS	RPI 51-100	RPI 101-150	RPI 150+				
7- 7	0- 2	0- 2	OVERALL	1- 0	1- 1	5- 2				
4- 3	0- 0	0- 2	HOME	0- 0	0- 1	4- 0				
1- 4	0- 2	0- 0	AWAY	0- 0	1- 0	0- 2				
2- 0	0- 0	0- 0	NEUTRAL	1- 0	0- 0	1- 0				
7- 4	0- 0	0- 1	NON-CONFERENCE	1- 0	1- 1	5- 2				
4- 2	0- 0	0- 1	HOME	0- 0	0- 1	4- 0				
1- 2	0- 0	0- 0	AWAY	0- 0	1- 0	0- 2				
2- 0	0- 0	0- 0	NEUTRAL	1- 0	0- 0	1- 0				
0- 3	0- 2	0- 1	CONFERENCE	0- 0	0- 0	0- 0				
0- 1	0- 0	0- 1	HOME	0- 0	0- 0	0- 0				
0- 2	0- 2	0- 0	AWAY	0- 0	0- 0	0- 0				
0- 0	0- 0	0- 0	NEUTRAL	0- 0	0- 0	0- 0				

RPI	S	Opponent	Score	RPI	S	Opponent	Score	RPI	S	Opponent	Score	RPI	S	Opponent	Score	Team's RPI: 167
5	A	Oregon St.	48 77	28	H	Colorado	70 80	72	N	Texas Southern	61 52	119	H	Providence	60 67	
15	A	Oregon	51 88	34	H	South Dakota	81 84					131	A	BYU	77 73	
												168	A	Cincinnati	62 68	
												250	A	Xavier	63 70	
												261	H	Oral Roberts	78 58	
												298	H	Eastern Wash.	87 49	
												303	H	Nevada	68 62	
												306	H	Weber St.	75 46	
												337	N	UTSA	91 45	
LAST 10 Division I																
303	H	Nevada	68 62	15	A	Oregon	51 88									
261	H	Oral Roberts	78 58	5	A	Oregon St.	48 77									
131	A	BYU	77 73	28	H	Colorado	70 80									
337	N	UTSA	91 45	306	H	Weber St.	75 46									
72	N	Texas Southern	61 52	119	H	Providence	60 67									

Non-Div I Games:

Utah

Average RPI Win:	272	WON-LOST	WINNING	LAST 10	STRENGTH OF	OPP. STRENGTH	TEAM	ADJ.	CONF.	ADJ CONF.
Average RPI Loss:	176	RECORD	PCT. RANK	GAMES	SCHEDULE	OF SCHEDULE	RPI	RPI	RPI	RPI
DIV. I ONLY	4- 10	269	2-8	150	317	258	258	22	22	
DIV. I NON-CONF.	4- 6	212	2-4	130	290	192	192	25	25	
TOTALS	RPI 1-25	RPI 26-50	W-L RECORDS	RPI 51-100	RPI 101-150	RPI 150+				
4- 10	0- 2	0- 0	OVERALL	0- 0	0- 2	4- 6				
3- 3	0- 0	0- 0	HOME	0- 0	0- 0	3- 3				
1- 7	0- 2	0- 0	AWAY	0- 0	0- 2	1- 3				
0- 0	0- 0	0- 0	NEUTRAL	0- 0	0- 0	0- 0				
4- 6	0- 2	0- 0	NON-CONFERENCE	0- 0	0- 1	4- 3				
3- 1	0- 0	0- 0	HOME	0- 0	0- 0	3- 1				
1- 5	0- 2	0- 0	AWAY	0- 0	0- 1	1- 2				
0- 0	0- 0	0- 0	NEUTRAL	0- 0	0- 0	0- 0				
0- 4	0- 0	0- 0	CONFERENCE	0- 0	0- 1	0- 3				
0- 2	0- 0	0- 0	HOME	0- 0	0- 0	0- 2				
0- 2	0- 0	0- 0	AWAY	0- 0	0- 1	0- 1				
0- 0	0- 0	0- 0	NEUTRAL	0- 0	0- 0	0- 0				

RPI 1-25				RPI 26-50				RPI 51-100				RPI 101+ Team's RPI: 258			
RPI	S	Opponent	Score	RPI	S	Opponent	Score	RPI	S	Opponent	Score	RPI	S	Opponent	Score
5	A	Oregon St.	46 75									131	A	BYU	50 67
15	A	Oregon	52 109									134	A	Fresno St.	64 76
												160	H	Portland	64 70
												206	H	San Jose St.	61 76
												224	A	Cal St. Fullerton	62 83
												232	H	North Texas	66 55
												242	H	UNLV	46 60
												249	A	Long Beach St.	56 48
												273	H	Idaho St.	69 61
												299	A	San Diego St.	62 66
												334	H	Seattle U	70 63
												343	A	Utah Valley	49 57
LAST 10 Division I															
5	A	Oregon St.	46 75	299	A	San Diego St.	62 66								
134	A	Fresno St.	64 76	242	H	UNLV	46 60								
206	H	San Jose St.	61 76	343	A	Utah Valley	49 57								
131	A	BYU	50 67	273	H	Idaho St.	69 61								
224	A	Cal St. Fullerton	62 83	232	H	North Texas	66 55								

Non-Div I Games: Dixie St. 61 49

Utah St.

Utah Valley

Through Games Of Jan. 5, 2020

Average RPI Win:	281	WON-LOST	WINNING	LAST 10	STRENGTH OF	OPP. STRENGTH	TEAM	ADJ.	CONF.	ADJ CONF.
Average RPI Loss:	214	RECORD	PCT. RANK	GAMES	SCHEDULE	OF SCHEDULE	RPI	RPI	RPI	RPI
DIV. I ONLY	3- 9	281	3-7	337	269	343	343	32	32	
DIV. I NON-CONF.	1- 9	326	1-7	327	255	346	346	32	32	
TOTALS	RPI 1-25	RPI 26-50	W-L RECORDS	RPI 51-100	RPI 101-150	RPI 150+				
3- 9	0- 0	0- 0	OVERALL	0- 1	0- 2	3- 6				
3- 4	0- 0	0- 0	HOME	0- 0	0- 1	3- 3				
0- 5	0- 0	0- 0	AWAY	0- 1	0- 1	0- 3				
0- 0	0- 0	0- 0	NEUTRAL	0- 0	0- 0	0- 0				
1- 9	0- 0	0- 0	NON-CONFERENCE	0- 1	0- 2	1- 6				
1- 4	0- 0	0- 0	HOME	0- 0	0- 1	1- 3				
0- 5	0- 0	0- 0	AWAY	0- 1	0- 1	0- 3				
0- 0	0- 0	0- 0	NEUTRAL	0- 0	0- 0	0- 0				
2- 0	0- 0	0- 0	CONFERENCE	0- 0	0- 0	2- 0				
2- 0	0- 0	0- 0	HOME	0- 0	0- 0	2- 0				
0- 0	0- 0	0- 0	AWAY	0- 0	0- 0	0- 0				
0- 0	0- 0	0- 0	NEUTRAL	0- 0	0- 0	0- 0				

RPI S	Opponent	Score	RPI S	Opponent	Score	RPI S	Opponent	Score	RPI S	Opponent	Score	Team's RPI: 343
						80 A	Boise St.	69 77	131 A	BYU	57 71	
									149 H	Montana	52 63	
									161 H	Southern Utah	58 71	
									240 H	UMKC	62 41	
									243 A	UC Riverside	53 67	
									258 H	Utah St.	57 49	
									273 H	Idaho St.	61 88	
									281 A	UC Santa Barbara	51 59	
									303 H	Nevada	57 60	
									306 A	Weber St.	46 72	
									345 H	Chicago St.	89 58	
LAST 10 Division I												
			149 H	Montana	52 63		240 H	UMKC	62 41			
			273 H	Idaho St.	61 88		345 H	Chicago St.	89 58			
			80 A	Boise St.	69 77		258 H	Utah St.	57 49			
			243 A	UC Riverside	53 67		306 A	Weber St.	46 72			
			303 H	Nevada	57 60		131 A	BYU	57 71			

Non-Div I Games: Antelope Valley 77 61 Ottawa (AZ) 99 50

Utah Valley

Loss, Non-Conf, S Site, H Home A Away N Neutral

Average RPI Win:	216	WON-LOST	WINNING	LAST 10	STRENGTH OF	OPP. STRENGTH	TEAM	ADJ.	CONF.	ADJ CONF.
Average RPI Loss:	105	RECORD	PCT. RANK	GAMES	SCHEDULE	OF SCHEDULE	RPI	RPI	RPI	RPI
DIV. I ONLY	6- 8	206	4-6	107	156	177	177	12	12	
DIV. I NON-CONF.	5- 8	221	3-6	117	151	205	205	11	11	
TOTALS	RPI 1-25	RPI 26-50	W-L RECORDS	RPI 51-100	RPI 101-150	RPI 150+				
6- 8	0- 0	1- 1	OVERALL	0- 3	0- 2	5- 2				
4- 3	0- 0	1- 0	HOME	0- 1	0- 1	3- 1				
1- 5	0- 0	0- 1	AWAY	0- 2	0- 1	1- 1				
1- 0	0- 0	0- 0	NEUTRAL	0- 0	0- 0	1- 0				
5- 8	0- 0	1- 1	NON-CONFERENCE	0- 3	0- 2	4- 2				
4- 3	0- 0	1- 0	HOME	0- 1	0- 1	3- 1				
0- 5	0- 0	0- 1	AWAY	0- 2	0- 1	0- 1				
1- 0	0- 0	0- 0	NEUTRAL	0- 0	0- 0	1- 0				
1- 0	0- 0	0- 0	CONFERENCE	0- 0	0- 0	1- 0				
0- 0	0- 0	0- 0	HOME	0- 0	0- 0	0- 0				
1- 0	0- 0	0- 0	AWAY	0- 0	0- 0	1- 0				
0- 0	0- 0	0- 0	NEUTRAL	0- 0	0- 0	0- 0				

RPI S	Opponent	Score	RPI S	Opponent	Score	RPI S	Opponent	Score	RPI S	Opponent	Score	Team's RPI: 177
49	A Middle Tenn.	63 86	50	H Old Dominion	62 49	64	H N.C. A&T	58 69	109	A South Fla.	55 77	
						75	A Seton Hall	33 53	127	H William & Mary	55 69	
						96	A Boston College	52 87	152	A Southern Miss.	39 51	
									168	H Cincinnati	56 58	
									210	A Rhode Island	75 54	
									228	H East Carolina	53 40	
									243	H UC Riverside	67 51	
									280	H Appalachian St.	66 38	
									287	N Omaha	74 66	
LAST 10 Division I												
127	H William & Mary	55 69	210	A Rhode Island	75 54	64	H N.C. A&T	58 69				
168	H Cincinnati	56 58	243	H UC Riverside	67 51	49	A Middle Tenn.	63 86				
152	A Southern Miss.	39 51	50	H Old Dominion	62 49							
287	N Omaha	74 66										
96	A Boston College	52 87										

Non-Div I Games:

VCU

Valparaiso

Through Games Of Jan. 5, 2020

Average RPI Win:	278	WON-LOST	WINNING	LAST 10	STRENGTH OF	OPP. STRENGTH	TEAM	ADJ.	CONF.	ADJ CONF.
Average RPI Loss:	49	RECORD	PCT. RANK	GAMES	SCHEDULE	OF SCHEDULE	RPI	RPI	RPI	RPI
DIV. I ONLY	8- 5	111	7-3	269	132	165	165	7	7	
DIV. I NON-CONF.	8- 3	68	7-1	321	211	151	151	7	7	
TOTALS	RPI 1-25	RPI 26-50	W-L RECORDS	RPI 51-100	RPI 101-150	RPI 150+				
8- 5	0- 3	0- 0	OVERALL	0- 1	0- 1	8- 0				
4- 2	0- 1	0- 0	HOME	0- 1	0- 0	4- 0				
4- 2	0- 1	0- 0	AWAY	0- 0	0- 1	4- 0				
0- 1	0- 1	0- 0	NEUTRAL	0- 0	0- 0	0- 0				
8- 3	0- 2	0- 0	NON-CONFERENCE	0- 0	0- 1	8- 0				
4- 0	0- 0	0- 0	HOME	0- 0	0- 0	4- 0				
4- 2	0- 1	0- 0	AWAY	0- 0	0- 1	4- 0				
0- 1	0- 1	0- 0	NEUTRAL	0- 0	0- 0	0- 0				
0- 2	0- 1	0- 0	CONFERENCE	0- 1	0- 0	0- 0				
0- 2	0- 1	0- 0	HOME	0- 1	0- 0	0- 0				
0- 0	0- 0	0- 0	AWAY	0- 0	0- 0	0- 0				
0- 0	0- 0	0- 0	NEUTRAL	0- 0	0- 0	0- 0				

RPI 1-25				RPI 26-50				RPI 51-100				RPI 101+ Team's RPI: 165			
RPI	S	Opponent	Score	RPI	S	Opponent	Score	RPI	S	Opponent	Score	RPI	S	Opponent	Score
2	H	Missouri St.	68 81					60	H	Southern Ill.	51 67	140	A	North Dakota	63 65
22	A	Northwestern	48 69									158	H	Bowling Green	95 90
23	N	Ohio St.	38 89									199	A	Toledo	61 54
												278	H	Morehead St.	55 53
												283	A	Eastern Ill.	78 66
												307	A	North Dakota St.	66 54
												321	A	Detroit Mercy	77 58
												332	H	UIC	63 37
												345	H	Chicago St.	95 49
LAST 10 Division I															
332	H	UIC	63 37	2	H	Missouri St.	68 81								
321	A	Detroit Mercy	77 58	60	H	Southern Ill.	51 67								
199	A	Toledo	61 54	283	A	Eastern Ill.	78 66								
158	H	Bowling Green	95 90	345	H	Chicago St.	95 49								
22	A	Northwestern	48 69	278	H	Morehead St.	55 53								

Non-Div I Games:

Valparaiso

■ Loss,
 ■ Non-Conf, S Site,
 ■ Home
 ■ Away
 N Neutral

Vanderbilt

Through Games Of Jan. 5, 2020

Average RPI Win:	192	WON-LOST	WINNING	LAST 10	STRENGTH OF	OPP. STRENGTH	TEAM	ADJ.	CONF.	ADJ CONF.
Average RPI Loss:	63	RECORD	PCT. RANK	GAMES	SCHEDULE	OF SCHEDULE	RPI	RPI	RPI	RPI
DIV. I ONLY	11- 4	62	7-3	66	194	61	61	4	4	
DIV. I NON-CONF.	10- 3	60	6-2	76	216	57	57	4	4	
TOTALS	RPI 1-25	RPI 26-50	W-L RECORDS	RPI 51-100	RPI 101-150	RPI 150+				
11- 4	0- 1	0- 1	OVERALL	3- 1	2- 1	6- 0				
8- 1	0- 1	0- 0	HOME	2- 0	2- 0	4- 0				
2- 1	0- 0	0- 0	AWAY	1- 0	0- 1	1- 0				
1- 2	0- 0	0- 1	NEUTRAL	0- 1	0- 0	1- 0				
10- 3	0- 1	0- 1	NON-CONFERENCE	3- 1	1- 0	6- 0				
7- 1	0- 1	0- 0	HOME	2- 0	1- 0	4- 0				
2- 0	0- 0	0- 0	AWAY	1- 0	0- 0	1- 0				
1- 2	0- 0	0- 1	NEUTRAL	0- 1	0- 0	1- 0				
1- 1	0- 0	0- 0	CONFERENCE	0- 0	1- 1	0- 0				
1- 0	0- 0	0- 0	HOME	0- 0	1- 0	0- 0				
0- 1	0- 0	0- 0	AWAY	0- 0	0- 1	0- 0				
0- 0	0- 0	0- 0	NEUTRAL	0- 0	0- 0	0- 0				

RPI 1-25				RPI 26-50				RPI 51-100				RPI 101+			
RPI	S	Opponent	Score	RPI	S	Opponent	Score	RPI	S	Opponent	Score	RPI	S	Opponent	Score
1	H	UConn	51 64	40	N	Rutgers	56 62	65	A	Washington	76 74	118	H	Auburn	77 55
								73	H	Saint Louis	62 50	137	A	Florida	60 68
								75	N	Seton Hall	65 69	146	H	Columbia	72 51
								87	H	Furman	74 46	189	H	Tennessee Tech	75 61
												248	N	UC Irvine	76 63
												251	H	Eastern Ky.	75 69
												265	H	Radford	80 46
												326	H	Jacksonville St.	88 66
												339	A	Tennessee St.	106 55
LAST 10 Division I															
251	H	Eastern Ky.	75 69	137	A	Florida	60 68								
189	H	Tennessee Tech	75 61	118	H	Auburn	77 55								
75	N	Seton Hall	65 69	146	H	Columbia	72 51								
40	N	Rutgers	56 62	65	A	Washington	76 74								
339	A	Tennessee St.	106 55	248	N	UC Irvine	76 63								

Non-Div I Games:

Vanderbilt

Loss, Non-Conf, S Site, H Home A Away N Neutral

Average RPI Win:	316	WON-LOST	WINNING	LAST 10	STRENGTH OF	OPP. STRENGTH	TEAM	ADJ.	CONF.	ADJ CONF.
Average RPI Loss:	172	RECORD	PCT. RANK	GAMES	SCHEDULE	OF SCHEDULE	RPI	RPI	RPI	RPI
DIV. I ONLY	5- 8	232	5-5	302	298	296	296	29	29	
DIV. I NON-CONF.	5- 7	205	5-4	295	294	296	296	29	29	
TOTALS	RPI 1-25	RPI 26-50	W-L RECORDS	RPI 51-100	RPI 101-150	RPI 150+				
5- 8	0- 0	0- 1	OVERALL	0- 1	0- 1	5- 5				
4- 2	0- 0	0- 0	HOME	0- 0	0- 1	4- 1				
1- 6	0- 0	0- 1	AWAY	0- 1	0- 0	1- 4				
0- 0	0- 0	0- 0	NEUTRAL	0- 0	0- 0	0- 0				
5- 7	0- 0	0- 1	NON-CONFERENCE	0- 1	0- 1	5- 4				
4- 2	0- 0	0- 0	HOME	0- 0	0- 1	4- 1				
1- 5	0- 0	0- 1	AWAY	0- 1	0- 0	1- 3				
0- 0	0- 0	0- 0	NEUTRAL	0- 0	0- 0	0- 0				
0- 1	0- 0	0- 0	CONFERENCE	0- 0	0- 0	0- 1				
0- 0	0- 0	0- 0	HOME	0- 0	0- 0	0- 0				
0- 1	0- 0	0- 0	AWAY	0- 0	0- 0	0- 1				
0- 0	0- 0	0- 0	NEUTRAL	0- 0	0- 0	0- 0				

RPI S	Opponent	Score	RPI S	Opponent	Score	RPI S	Opponent	Score	RPI S	Opponent	Score	Team's RPI: 296
47	A Minnesota	58 90	95	A Loyola Chicago	76 78	136	H Massachusetts	49 83	190	A Merrimack	53 78	
						193	H Saint Francis (PA)	69 73	197	A Dartmouth	55 72	
						210	A Rhode Island	74 77	274	H Navy	64 56	
						308	A Albany (NY)	49 58	314	H Bryant	71 66	
						316	H NJIT	65 59	327	H Canisius	76 53	
						347	A LIU Brooklyn	73 62				
LAST 10 Division I												
193	H Saint Francis (PA)	69 73	308	A Albany (NY)	49 58							
136	H Massachusetts	49 83	190	A Merrimack	53 78							
210	A Rhode Island	74 77	347	A LIU Brooklyn	73 62							
274	H Navy	64 56	316	H NJIT	65 59							
314	H Bryant	71 66	327	H Canisius	76 53							

Non-Div I Games: Norwich 86 40

Vermont

Villanova

Through Games Of Jan. 5, 2020

Average RPI Win:	125	WON-LOST	WINNING	LAST 10	STRENGTH OF	OPP. STRENGTH	TEAM	ADJ.	CONF.	ADJ CONF.
Average RPI Loss:	80	RECORD	PCT. RANK	GAMES	SCHEDULE	OF SCHEDULE	RPI	RPI	RPI	RPI
DIV. I ONLY	8- 6	129	7-3	42	22	53	53	6	6	
DIV. I NON-CONF.	5- 5	163	4-2	85	26	89	89	6	6	
TOTALS	RPI 1-25	RPI 26-50	W-L RECORDS	RPI 51-100	RPI 101-150	RPI 150+				
8- 6	0- 1	0- 1	OVERALL	3- 2	3- 1	2- 1				
3- 3	0- 1	0- 1	HOME	0- 0	2- 1	1- 0				
5- 3	0- 0	0- 0	AWAY	3- 2	1- 0	1- 1				
0- 0	0- 0	0- 0	NEUTRAL	0- 0	0- 0	0- 0				
5- 5	0- 0	0- 1	NON-CONFERENCE	1- 2	2- 1	2- 1				
2- 2	0- 0	0- 1	HOME	0- 0	1- 1	1- 0				
3- 3	0- 0	0- 0	AWAY	1- 2	1- 0	1- 1				
0- 0	0- 0	0- 0	NEUTRAL	0- 0	0- 0	0- 0				
3- 1	0- 1	0- 0	CONFERENCE	2- 0	1- 0	0- 0				
1- 1	0- 1	0- 0	HOME	0- 0	1- 0	0- 0				
2- 0	0- 0	0- 0	AWAY	2- 0	0- 0	0- 0				
0- 0	0- 0	0- 0	NEUTRAL	0- 0	0- 0	0- 0				

RPI S	Opponent	Score	RPI S	Opponent	Score	RPI S	Opponent	Score	RPI S	Opponent	Score
16	H Creighton	42 58	26	H James Madison	52 56	62	A Temple	69 74	119	H Providence	51 49
						63	A Georgia	63 58	120	H Saint Joseph's	60 44
						67	A St. John's (NY)	67 62	130	A Fordham	73 66
						69	A Drexel	52 54	132	H George Washington	56 68
						75	A Seton Hall	61 55	174	A American	54 76
									194	A La Salle	77 69
									233	H Manhattan	63 51
LAST 10 Division I											
62	A Temple	69 74	67	A St. John's (NY)	67 62						
120	H Saint Joseph's	60 44	75	A Seton Hall	61 55						
69	A Drexel	52 54	16	H Creighton	42 58						
63	A Georgia	63 58	119	H Providence	51 49						
233	H Manhattan	63 51	194	A La Salle	77 69						

Non-Div I Games:

Villanova

Loss, Non-Conf, S Site, H Home A Away N Neutral

Average RPI Win: 131		WON-LOST	WINNING	LAST 10	STRENGTH OF		OPP. STRENGTH	TEAM	ADJ.	CONF.	ADJ CONF.
Average RPI Loss: 38		RECORD	PCT. RANK	GAMES	SCHEDULE		OF SCHEDULE	RPI	RPI	RPI	RPI
DIV. I ONLY		5- 9	240	3-7	1		71	31	31	3	3
DIV. I NON-CONF.		5- 6	187	3-4	1		49	19	19	2	2
TOTALS		RPI 1-25	RPI 26-50		W-L RECORDS		RPI 51-100	RPI 101-150		RPI 150+	
5- 9	0- 5	2- 2		OVERALL		1- 0	0- 2		2- 0		
3- 3	0- 2	2- 0		HOME		1- 0	0- 1		0- 0		
2- 5	0- 2	0- 2		AWAY		0- 0	0- 1		2- 0		
0- 1	0- 1	0- 0		NEUTRAL		0- 0	0- 0		0- 0		
5- 6	0- 4	2- 1		NON-CONFERENCE		1- 0	0- 1		2- 0		
3- 2	0- 2	2- 0		HOME		1- 0	0- 0		0- 0		
2- 3	0- 1	0- 1		AWAY		0- 0	0- 1		2- 0		
0- 1	0- 1	0- 0		NEUTRAL		0- 0	0- 0		0- 0		
0- 3	0- 1	0- 1		CONFERENCE		0- 0	0- 1		0- 0		
0- 1	0- 0	0- 0		HOME		0- 0	0- 1		0- 0		
0- 2	0- 1	0- 1		AWAY		0- 0	0- 0		0- 0		
0- 0	0- 0	0- 0		NEUTRAL		0- 0	0- 0		0- 0		

RPI	S	Opponent	Score	RPI	S	Opponent	Score	RPI	S	Opponent	Score	RPI	S	Opponent	Score
1	A	UConn	44 83	26	H	James Madison	55 49	82	H	Bucknell	84 60	105	A	Southern California	49 59
7	H	UCLA	62 73	27	A	Georgia Tech	51 61					108	H	North Carolina	47 65
14	N	Mississippi St.	59 72	40	A	Rutgers	63 73					242	A	UNLV	63 55
17	A	NC State	60 80	50	H	Old Dominion	56 53					254	A	CSUN	72 47
20	H	Kentucky	47 50												
LAST 10 Division I															
40	A	Rutgers	63 73	17	A	NC State	60 80								
7	H	UCLA	62 73	108	H	North Carolina	47 65								
26	H	James Madison	55 49	27	A	Georgia Tech	51 61								
50	H	Old Dominion	56 53	14	N	Mississippi St.	59 72								
1	A	UConn	44 83	242	A	UNLV	63 55								

Non-Div I Games:

Virginia

■ Loss,
■ Non-Conf,
■ S Site,
■ H Home
■ A Away
N Neutral

Average RPI Win:	151	WON-LOST	WINNING	LAST 10	STRENGTH OF	OPP. STRENGTH	TEAM	ADJ.	CONF.	ADJ CONF.
Average RPI Loss:	30	RECORD	PCT. RANK	GAMES	SCHEDULE	OF SCHEDULE	RPI	RPI	RPI	RPI
DIV. I ONLY	11- 3	41	7-3	27	108	18	18	3	3	
DIV. I NON-CONF.	10- 1	19	6-1	113	107	26	26	2	2	
TOTALS	RPI 1-25	RPI 26-50	W-L RECORDS	RPI 51-100	RPI 101-150	RPI 150+				
11- 3	1- 2	0- 0	OVERALL	0- 1	4- 0	6- 0				
7- 0	1- 0	0- 0	HOME	0- 0	3- 0	3- 0				
1- 2	0- 2	0- 0	AWAY	0- 0	0- 0	1- 0				
3- 1	0- 0	0- 0	NEUTRAL	0- 1	1- 0	2- 0				
10- 1	1- 0	0- 0	NON-CONFERENCE	0- 1	3- 0	6- 0				
6- 0	1- 0	0- 0	HOME	0- 0	2- 0	3- 0				
1- 0	0- 0	0- 0	AWAY	0- 0	0- 0	1- 0				
3- 1	0- 0	0- 0	NEUTRAL	0- 1	1- 0	2- 0				
1- 2	0- 2	0- 0	CONFERENCE	0- 0	1- 0	0- 0				
1- 0	0- 0	0- 0	HOME	0- 0	1- 0	0- 0				
0- 2	0- 2	0- 0	AWAY	0- 0	0- 0	0- 0				
0- 0	0- 0	0- 0	NEUTRAL	0- 0	0- 0	0- 0				

RPI 1-25				Team's RPI: 18	RPI 26-50				RPI 51-100				RPI 101+					
RPI	S	Opponent	Score		RPI	S	Opponent	Score		RPI	S	Opponent	Score		RPI	S	Opponent	Score
11	A	Florida St.	62	86						63	N	Georgia	72	77	108	H	North Carolina	76 70
17	A	NC State	69	76											111	H	Liberty	73 69
24	H	Purdue	67	54											112	N	Belmont	60 58
															122	H	Davidson	88 68
															153	N	Wichita St.	84 63
															159	A	George Mason	77 58
															184	N	Rice	54 45
															193	H	Saint Francis (PA)	105 41
															207	H	Gardner-Webb	87 65
															289	H	UMES	86 43
LAST 10 Division I																		
207	H	Gardner-Webb	87	65	108	H	North Carolina	76	70									
24	H	Purdue	67	54	17	A	NC State	69	76									
63	N	Georgia	72	77	11	A	Florida St.	62	86									
112	N	Belmont	60	58	153	N	Wichita St.	84	63									
122	H	Davidson	88	68	184	N	Rice	54	45									

Non-Div I Games:

Virginia Tech

Average RPI Win:	319	WON-LOST	WINNING	LAST 10	STRENGTH OF	OPP. STRENGTH	TEAM	ADJ.	CONF.	ADJ CONF.
Average RPI Loss:	134	RECORD	PCT. RANK	GAMES	SCHEDULE	OF SCHEDULE	RPI	RPI	RPI	RPI
DIV. I ONLY	3- 9	281	3-7	96	330	269	269	30	30	
DIV. I NON-CONF.	3- 7	252	3-5	52	336	216	216	30	30	
TOTALS	RPI 1-25	RPI 26-50	W-L RECORDS	RPI 51-100	RPI 101-150	RPI 150+				
3- 9	0- 0	0- 1	OVERALL	0- 2	0- 2	3- 4				
3- 2	0- 0	0- 0	HOME	0- 1	0- 0	3- 1				
0- 7	0- 0	0- 1	AWAY	0- 1	0- 2	0- 3				
0- 0	0- 0	0- 0	NEUTRAL	0- 0	0- 0	0- 0				
3- 7	0- 0	0- 1	NON-CONFERENCE	0- 2	0- 2	3- 2				
3- 1	0- 0	0- 0	HOME	0- 1	0- 0	3- 0				
0- 6	0- 0	0- 1	AWAY	0- 1	0- 2	0- 2				
0- 0	0- 0	0- 0	NEUTRAL	0- 0	0- 0	0- 0				
0- 2	0- 0	0- 0	CONFERENCE	0- 0	0- 0	0- 2				
0- 1	0- 0	0- 0	HOME	0- 0	0- 0	0- 1				
0- 1	0- 0	0- 0	AWAY	0- 0	0- 0	0- 1				
0- 0	0- 0	0- 0	NEUTRAL	0- 0	0- 0	0- 0				

RPI S	Opponent	Score	RPI S	Opponent	Score	RPI S	Opponent	Score	RPI S	Opponent	Score	Team's RPI: 269
30	A Maryland	56 119	58	A Yale	68 87	106	A Colgate	58 74	139	A Rider	63 77	
			92	H Stony Brook	45 66	155	A Butler	58 74	182	A Youngstown St.	42 64	
						222	A Mt. St. Mary's	63 78	225	H Sacred Heart	65 79	
						309	H UMBC	67 60	316	H NJIT	61 59	
						331	H Saint Peter's	90 89				
LAST 10 Division I												
92	H Stony Brook	45 66	225	H Sacred Heart	65 79							
182	A Youngstown St.	42 64	222	A Mt. St. Mary's	63 78							
316	H NJIT	61 59	58	A Yale	68 87							
309	H UMBC	67 60	106	A Colgate	58 74							
331	H Saint Peter's	90 89	139	A Rider	63 77							

Non-Div I Games: Staten Island 81 57

Wagner

Wake Forest

Through Games Of Jan. 5, 2020

Average RPI Win:	154	WON-LOST	WINNING	LAST 10	STRENGTH OF	OPP. STRENGTH	TEAM	ADJ.	CONF.	ADJ CONF.
Average RPI Loss:	97	RECORD	PCT. RANK	GAMES	SCHEDULE	OF SCHEDULE	RPI	RPI	RPI	RPI
DIV. I ONLY	9- 5	95	7-3	79	55	68	68	3	3	
DIV. I NON-CONF.	7- 4	100	5-2	121	165	108	108	2	2	
TOTALS	RPI 1-25	RPI 26-50	W-L RECORDS	RPI 51-100	RPI 101-150	RPI 150+				
9- 5	0- 0	2- 2	OVERALL	0- 1	3- 1	4- 1				
5- 2	0- 0	1- 1	HOME	0- 0	0- 1	4- 0				
2- 3	0- 0	1- 1	AWAY	0- 1	1- 0	0- 1				
2- 0	0- 0	0- 0	NEUTRAL	0- 0	2- 0	0- 0				
7- 4	0- 0	0- 1	NON-CONFERENCE	0- 1	3- 1	4- 1				
4- 2	0- 0	0- 1	HOME	0- 0	0- 1	4- 0				
1- 2	0- 0	0- 0	AWAY	0- 1	1- 0	0- 1				
2- 0	0- 0	0- 0	NEUTRAL	0- 0	2- 0	0- 0				
2- 1	0- 0	2- 1	CONFERENCE	0- 0	0- 0	0- 0				
1- 0	0- 0	1- 0	HOME	0- 0	0- 0	0- 0				
1- 1	0- 0	1- 1	AWAY	0- 0	0- 0	0- 0				
0- 0	0- 0	0- 0	NEUTRAL	0- 0	0- 0	0- 0				

RPI 1-25				RPI 26-50				RPI 51-100				Team's RPI: 68		RPI 101+			
RPI	S	Opponent	Score	RPI	S	Opponent	Score	RPI	S	Opponent	Score			RPI	S	Opponent	Score
				27	H	Georgia Tech	65 60	67	A	St. John's (NY)	74 82			104	A	Elon	69 57
				33	A	Miami (FL)	56 59							110	H	UNC Greensboro	65 67
				38	A	Duke	60 58							129	N	Dayton	78 59
				46	H	Charlotte	65 77							137	N	Florida	73 68
														217	H	Campbell	74 46
														228	H	East Carolina	76 53
														231	A	ETSU	60 67
														235	H	Col. of Charleston	106 50
														270	H	UNCW	65 55
LAST 10 Division I																	
				217	H	Campbell	74 46	27	H	Georgia Tech	65 60						
				231	A	ETSU	60 67	38	A	Duke	60 58						
				228	H	East Carolina	76 53	33	A	Miami (FL)	56 59						
				104	A	Elon	69 57	137	N	Florida	73 68						
				67	A	St. John's (NY)	74 82	129	N	Dayton	78 59						

Non-Div I Games:

Wake Forest

■ Loss,
■ Non-Conf,
■ S Site,
■ H Home
■ A Away
N Neutral

Average RPI Win:	165	WON-LOST	WINNING	LAST 10	STRENGTH OF	OPP. STRENGTH	TEAM	ADJ.	CONF.	ADJ CONF.
Average RPI Loss:	90	RECORD	PCT. RANK	GAMES	SCHEDULE	OF SCHEDULE	RPI	RPI	RPI	RPI
DIV. I ONLY	10- 4	67	7-3	105	40	65	65	1	1	
DIV. I NON-CONF.	8- 3	68	5-2	191	66	115	115	1	1	
TOTALS	RPI 1-25	RPI 26-50	W-L RECORDS	RPI 51-100	RPI 101-150	RPI 150+				
10- 4	1- 1	0- 0	OVERALL	2- 1	1- 2	6- 0				
4- 3	0- 0	0- 0	HOME	1- 1	0- 2	3- 0				
3- 1	0- 1	0- 0	AWAY	1- 0	1- 0	1- 0				
3- 0	1- 0	0- 0	NEUTRAL	0- 0	0- 0	2- 0				
8- 3	1- 0	0- 0	NON-CONFERENCE	1- 1	0- 2	6- 0				
4- 3	0- 0	0- 0	HOME	1- 1	0- 2	3- 0				
1- 0	0- 0	0- 0	AWAY	0- 0	0- 0	1- 0				
3- 0	1- 0	0- 0	NEUTRAL	0- 0	0- 0	2- 0				
2- 1	0- 1	0- 0	CONFERENCE	1- 0	1- 0	0- 0				
0- 0	0- 0	0- 0	HOME	0- 0	0- 0	0- 0				
2- 1	0- 1	0- 0	AWAY	1- 0	1- 0	0- 0				
0- 0	0- 0	0- 0	NEUTRAL	0- 0	0- 0	0- 0				

RPI	S	Opponent	Score	RPI	S	Opponent	Score	RPI	S	Opponent	Score	RPI	S	Opponent	Score
4	A	Stanford	56 77					61	H	Vanderbilt	74 76	107	A	California	67 64
13	N	Iowa	70 63					78	A	Washington St.	65 56	145	H	Tulane	62 64
								86	H	CSU Bakersfield	80 49	150	H	Hawaii	50 62
												166	N	Iona	65 34
												178	N	Howard	75 58
												180	H	San Francisco	73 54
												204	A	San Diego	65 47
												306	H	Weber St.	94 41
												334	H	Seattle U	78 46
LAST 10 Division I															
204	A	San Diego	65 47	4	A	Stanford	56 77	107	A	California	67 64				
150	H	Hawaii	50 62					78	A	Washington St.	65 56				
13	N	Iowa	70 63	61	H	Vanderbilt	74 76								
178	N	Howard	75 58	180	H	San Francisco	73 54								
166	N	Iona	65 34												

Non-Div I Games:

Washington

■ Loss,
 ■ Non-Conf,
 ■ S Site,
 ■ H Home
 ■ A Away
 N Neutral

Average RPI Win: 199		WON-LOST	WINNING	LAST 10	STRENGTH OF	OPP. STRENGTH	TEAM	ADJ.	CONF.	ADJ CONF.
Average RPI Loss: 24		RECORD	PCT. RANK	GAMES	SCHEDULE	OF SCHEDULE	RPI	RPI	RPI	RPI
DIV. I ONLY		8- 7	162	4-6	43	12	78	78	1	1
DIV. I NON-CONF.		7- 5	130	3-4	95	14	95	95	1	1
TOTALS	RPI 1-25		RPI 26-50		W-L RECORDS	RPI 51-100	RPI 101-150		RPI 150+	
8- 7	0- 4		0- 2		OVERALL	1- 1	2- 0		5- 0	
5- 2	0- 1		0- 0		HOME	0- 1	1- 0		4- 0	
2- 2	0- 1		0- 1		AWAY	1- 0	1- 0		0- 0	
1- 3	0- 2		0- 1		NEUTRAL	0- 0	0- 0		1- 0	
7- 5	0- 3		0- 2		NON-CONFERENCE	1- 0	1- 0		5- 0	
5- 1	0- 1		0- 0		HOME	0- 0	1- 0		4- 0	
1- 1	0- 0		0- 1		AWAY	1- 0	0- 0		0- 0	
1- 3	0- 2		0- 1		NEUTRAL	0- 0	0- 0		1- 0	
1- 2	0- 1		0- 0		CONFERENCE	0- 1	1- 0		0- 0	
0- 1	0- 0		0- 0		HOME	0- 1	0- 0		0- 0	
1- 1	0- 1		0- 0		AWAY	0- 0	1- 0		0- 0	
0- 0	0- 0		0- 0		NEUTRAL	0- 0	0- 0		0- 0	

RPI 1-25				RPI 26-50				RPI 51-100				Team's RPI: 78	RPI 101+			
RPI	S	Opponent	Score	RPI	S	Opponent	Score	RPI	S	Opponent	Score		RPI	S	Opponent	Score
4	A	Stanford	58 77	33	A	Miami (FL)	68 74	65	H	Washington	56 65		107	A	California	96 75
6	N	South Carolina	53 68	37	N	Baylor	66 89	80	A	Boise St.	80 68		131	H	BYU	67 50
8	H	Gonzaga	53 76										244	N	Southern U.	69 54
12	N	Indiana	44 78										248	H	UC Irvine	87 59
													254	H	CSUN	71 61
													257	H	Pepperdine	85 48
													267	H	Ark.-Pine Bluff	85 56
LAST 10 Division I																
248	H	UC Irvine	87 59	107	A	California	96 75									
8	H	Gonzaga	53 76	4	A	Stanford	58 77									
267	H	Ark.-Pine Bluff	85 56	65	H	Washington	56 65									
12	N	Indiana	44 78	33	A	Miami (FL)	68 74									
6	N	South Carolina	53 68	244	N	Southern U.	69 54									

Non-Div I Games:

Washington St.

Average RPI Win: 293	WON-LOST	WINNING	LAST 10	STRENGTH OF	OPP. STRENGTH	TEAM	ADJ.	CONF.	ADJ CONF.
Average RPI Loss: 169	RECORD	PCT. RANK	GAMES	SCHEDULE	OF SCHEDULE	RPI	RPI	RPI	RPI
DIV. I ONLY	2- 10	316	2-8	243	212	306	306	21	21
DIV. I NON-CONF.	2- 7	288	2-5	139	224	248	248	19	19
TOTALS	RPI 1-25	RPI 26-50	W-L RECORDS	RPI 51-100	RPI 101-150	RPI 150+			
2- 10	0- 1	0- 0	OVERALL	0- 2	0- 1	2- 6			
1- 2	0- 0	0- 0	HOME	0- 0	0- 0	1- 2			
1- 8	0- 1	0- 0	AWAY	0- 2	0- 1	1- 4			
0- 0	0- 0	0- 0	NEUTRAL	0- 0	0- 0	0- 0			
2- 7	0- 1	0- 0	NON-CONFERENCE	0- 2	0- 0	2- 4			
1- 1	0- 0	0- 0	HOME	0- 0	0- 0	1- 1			
1- 6	0- 1	0- 0	AWAY	0- 2	0- 0	1- 3			
0- 0	0- 0	0- 0	NEUTRAL	0- 0	0- 0	0- 0			
0- 3	0- 0	0- 0	CONFERENCE	0- 0	0- 1	0- 2			
0- 1	0- 0	0- 0	HOME	0- 0	0- 0	0- 1			
0- 2	0- 0	0- 0	AWAY	0- 0	0- 1	0- 1			
0- 0	0- 0	0- 0	NEUTRAL	0- 0	0- 0	0- 0			

RPI 1-25				RPI 26-50				RPI 51-100				RPI 101+ Team's RPI: 306			
RPI	S	Opponent	Score	RPI	S	Opponent	Score	RPI	S	Opponent	Score	RPI	S	Opponent	Score
7	A	UCLA	45 85					65	A	Washington	41 94	128	A	Idaho	50 70
								94	A	Pacific	53 76	160	H	Portland	59 78
												167	A	Utah	46 75
												219	A	UTEP	51 70
												243	A	UC Riverside	64 54
												247	H	Northern Ariz.	82 88
												298	A	Eastern Wash.	53 63
												305	A	New Mexico St.	47 77
												343	H	Utah Valley	72 46
LAST 10 Division I															
305	A	New Mexico St.	47 77	247	H	Northern Ariz.	82 88								
219	A	UTEP	51 70	128	A	Idaho	50 70								
243	A	UC Riverside	64 54	298	A	Eastern Wash.	53 63								
94	A	Pacific	53 76	167	A	Utah	46 75								
65	A	Washington	41 94	343	H	Utah Valley	72 46								

Non-Div I Games:

Weber St.

West Virginia

Through Games Of Jan. 5, 2020

Average RPI Win:	178	WON-LOST	WINNING	LAST 10	STRENGTH OF	OPP. STRENGTH	TEAM	ADJ.	CONF.	ADJ CONF.
Average RPI Loss:	16	RECORD	PCT. RANK	GAMES	SCHEDULE	OF SCHEDULE	RPI	RPI	RPI	RPI
DIV. I ONLY	11- 1	15	9-1	163	70	32	32	5	5	
DIV. I NON-CONF.	10- 1	19	8-1	166	59	34	34	5	5	
TOTALS	RPI 1-25	RPI 26-50	W-L RECORDS	RPI 51-100	RPI 101-150	RPI 150+				
11- 1	1- 1	0- 0	OVERALL	2- 0	1- 0	7- 0				
5- 0	0- 0	0- 0	HOME	0- 0	1- 0	4- 0				
2- 0	1- 0	0- 0	AWAY	0- 0	0- 0	1- 0				
4- 1	0- 1	0- 0	NEUTRAL	2- 0	0- 0	2- 0				
10- 1	1- 1	0- 0	NON-CONFERENCE	2- 0	1- 0	6- 0				
5- 0	0- 0	0- 0	HOME	0- 0	1- 0	4- 0				
1- 0	1- 0	0- 0	AWAY	0- 0	0- 0	0- 0				
4- 1	0- 1	0- 0	NEUTRAL	2- 0	0- 0	2- 0				
1- 0	0- 0	0- 0	CONFERENCE	0- 0	0- 0	1- 0				
0- 0	0- 0	0- 0	HOME	0- 0	0- 0	0- 0				
1- 0	0- 0	0- 0	AWAY	0- 0	0- 0	1- 0				
0- 0	0- 0	0- 0	NEUTRAL	0- 0	0- 0	0- 0				

RPI 1-25				RPI 26-50				Team's RPI: 32				RPI 51-100				RPI 101+			
RPI	S	Opponent	Score	RPI	S	Opponent	Score					RPI	S	Opponent	Score	RPI	S	Opponent	Score
14	A	Mississippi St.	71 65									56	N	Syracuse	71 69	144	H	Cornell	68 62
16	N	Creighton	75 82									89	N	Michigan St.	63 57	179	N	Norfolk St.	72 55
																183	N	New Mexico	73 60
																193	H	Saint Francis (PA)	74 45
																202	A	Kansas St.	74 63
																265	H	Radford	74 37
																294	H	Presbyterian	56 40
																340	H	Coppin St.	82 47
LAST 10 Division I																			
14	A	Mississippi St.	71 65	202	A	Kansas St.	74 63												
183	N	New Mexico	73 60	144	H	Cornell	68 62												
16	N	Creighton	75 82	56	N	Syracuse	71 69												
340	H	Coppin St.	82 47	89	N	Michigan St.	63 57												
265	H	Radford	74 37	179	N	Norfolk St.	72 55												

Non-Div I Games:

West Virginia

■ Loss,
■ Non-Conf, S Site,
■ Home
■ Away
N Neutral

RPI 1-25				RPI 26-50				RPI 51-100				RPI 101+				Team's RPI: 330	
RPI	S	Opponent	Score	RPI	S	Opponent	Score	RPI	S	Opponent	Score	RPI	S	Opponent	Score		
												104	A	Elon	24	68	
												108	A	North Carolina	55	92	
												122	A	Davidson	51	101	
												123	H	Coastal Caro.	43	66	
												170	H	Cleveland St.	61	68	
												189	H	Tennessee Tech	58	62	
												207	A	Gardner-Webb	62	88	
												217	H	Campbell	40	61	
												235	A	Col. of Charleston	62	73	
												237	H	UNC Asheville	47	64	
												256	H	Winthrop	60	63	
												324	A	USC Upstate	62	70	
												342	H	Charleston So.	69	64	
LAST 10 Division I																	
				207	A	Gardner-Webb	62	88	235	A	Col. of Charleston	62	73				
				123	H	Coastal Caro.	43	66	256	H	Winthrop	60	63				
				122	A	Davidson	51	101	189	H	Tennessee Tech	58	62				
				237	H	UNC Asheville	47	64	170	H	Cleveland St.	61	68				
				217	H	Campbell	40	61	342	H	Charleston So.	69	64				

Western Caro.

Page 338

Average RPI Win:	265	WON-LOST	WINNING	LAST 10	STRENGTH OF	OPP. STRENGTH	TEAM	ADJ.	CONF.	ADJ CONF.
Average RPI Loss:	102	RECORD	PCT. RANK	GAMES	SCHEDULE	OF SCHEDULE	RPI	RPI	RPI	RPI
DIV. I ONLY	4- 9	259	3-7	154	189	226	226	17	17	
DIV. I NON-CONF.	3- 7	252	2-5	159	208	244	244	17	17	
TOTALS	RPI 1-25	RPI 26-50	W-L RECORDS	RPI 51-100	RPI 101-150	RPI 150+				
4- 9	0- 2	0- 1	OVERALL	0- 3	1- 1	3- 2				
2- 2	0- 0	0- 1	HOME	0- 0	1- 1	1- 0				
2- 5	0- 2	0- 0	AWAY	0- 2	0- 0	2- 1				
0- 2	0- 0	0- 0	NEUTRAL	0- 1	0- 0	0- 1				
3- 7	0- 2	0- 0	NON-CONFERENCE	0- 2	1- 1	2- 2				
2- 1	0- 0	0- 0	HOME	0- 0	1- 1	1- 0				
1- 4	0- 2	0- 0	AWAY	0- 1	0- 0	1- 1				
0- 2	0- 0	0- 0	NEUTRAL	0- 1	0- 0	0- 1				
1- 2	0- 0	0- 1	CONFERENCE	0- 1	0- 0	1- 0				
0- 1	0- 0	0- 1	HOME	0- 0	0- 0	0- 0				
1- 1	0- 0	0- 0	AWAY	0- 1	0- 0	1- 0				
0- 0	0- 0	0- 0	NEUTRAL	0- 0	0- 0	0- 0				

RPI 1-25				RPI 26-50				RPI 51-100				RPI 101+ Team's RPI: 226			
RPI	S	Opponent	Score	RPI	S	Opponent	Score	RPI	S	Opponent	Score	RPI	S	Opponent	Score
24	A	Purdue	59 66	34	H	South Dakota	65 96	60	N	Southern Ill.	65 79	135	H	Bradley	49 84
25	A	Drake	75 94					82	A	Illinois St.	65 78	138	H	Southeast Mo. St.	97 91
								99	A	South Dakota St.	45 75	172	A	Missouri	89 97
												271	H	Indiana St.	83 72
												283	N	Eastern Ill.	52 60
												307	A	North Dakota St.	79 78
												345	A	Chicago St.	88 78
LAST 10 Division I															
138	H	Southeast Mo. St.	97 91	99	A	South Dakota St.	45 75								
345	A	Chicago St.	88 78	307	A	North Dakota St.	79 78								
82	A	Illinois St.	65 78	34	H	South Dakota	65 96								
25	A	Drake	75 94	283	N	Eastern Ill.	52 60								
135	H	Bradley	49 84	60	N	Southern Ill.	65 79								

Non-Div I Games: Culver-Stockton 82 76 Ill.-Springfield 91 51 Mo. Baptist 90 69

Western Ill.

Average RPI Win:	145	WON-LOST	WINNING	LAST 10	STRENGTH OF	OPP. STRENGTH	TEAM	ADJ.	CONF.	ADJ CONF.
Average RPI Loss:	113	RECORD	PCT. RANK	GAMES	SCHEDULE	OF SCHEDULE	RPI	RPI	RPI	RPI
DIV. I ONLY	8- 5	111	6-4	121	21	57	57	13	13	
DIV. I NON-CONF.	8- 3	68	6-2	108	7	31	31	15	15	
TOTALS	RPI 1-25	RPI 26-50	W-L RECORDS	RPI 51-100	RPI 101-150	RPI 150+				
8- 5	0- 2	1- 0	OVERALL	2- 0	1- 1	4- 2				
4- 0	0- 0	1- 0	HOME	1- 0	1- 0	1- 0				
3- 5	0- 2	0- 0	AWAY	1- 0	0- 1	2- 2				
1- 0	0- 0	0- 0	NEUTRAL	0- 0	0- 0	1- 0				
8- 3	0- 2	1- 0	NON-CONFERENCE	2- 0	1- 1	4- 0				
4- 0	0- 0	1- 0	HOME	1- 0	1- 0	1- 0				
3- 3	0- 2	0- 0	AWAY	1- 0	0- 1	2- 0				
1- 0	0- 0	0- 0	NEUTRAL	0- 0	0- 0	1- 0				
0- 2	0- 0	0- 0	CONFERENCE	0- 0	0- 0	0- 2				
0- 0	0- 0	0- 0	HOME	0- 0	0- 0	0- 0				
0- 2	0- 0	0- 0	AWAY	0- 0	0- 0	0- 2				
0- 0	0- 0	0- 0	NEUTRAL	0- 0	0- 0	0- 0				

RPI 1-25				RPI 26-50				RPI 51-100				RPI 101+			
RPI	S	Opponent	Score	RPI	S	Opponent	Score	RPI	S	Opponent	Score	RPI	S	Opponent	Score
3	A	Louisville	56 75	41	H	Central Mich.	93 58	55	H	Oklahoma	74 63	112	H	Belmont	77 46
24	A	Purdue	50 67					87	A	Ball St.	91 86	121	A	Saint Mary's (CA)	73 80
												154	A	Samford	88 84
												181	H	Little Rock	77 58
												184	A	Rice	65 73
												214	N	Tulsa	76 63
												232	A	North Texas	54 61
												312	A	Mercer	75 62
LAST 10 Division I															
				55	H	Oklahoma	74 63	184	A	Rice	65 73				
				121	A	Saint Mary's (CA)	73 80	232	A	North Texas	54 61				
				214	N	Tulsa	76 63	24	A	Purdue	50 67				
				181	H	Little Rock	77 58	154	A	Samford	88 84				
				41	H	Central Mich.	93 58	87	A	Ball St.	91 86				

Non-Div I Games:

Western Ky.

■ Loss,
■ Non-Conf,
■ S Site,
■ H Home
■ A Away
N Neutral

Average RPI Win:	269	WON-LOST	WINNING	LAST 10	STRENGTH OF	OPP. STRENGTH	TEAM	ADJ.	CONF.	ADJ CONF.
Average RPI Loss:	131	RECORD	PCT. RANK	GAMES	SCHEDULE	OF SCHEDULE	RPI	RPI	RPI	RPI
DIV. I ONLY	7- 4	105	7-3	238	289	151	151	10	10	
DIV. I NON-CONF.	6- 4	122	6-3	227	302	165	165	10	10	
TOTALS	RPI 1-25	RPI 26-50	W-L RECORDS	RPI 51-100	RPI 101-150	RPI 150+				
7- 4	0- 0	0- 1	OVERALL	1- 1	0- 0	6- 2				
3- 1	0- 0	0- 0	HOME	0- 0	0- 0	3- 1				
2- 2	0- 0	0- 1	AWAY	1- 0	0- 0	1- 1				
2- 1	0- 0	0- 0	NEUTRAL	0- 1	0- 0	2- 0				
6- 4	0- 0	0- 1	NON-CONFERENCE	1- 1	0- 0	5- 2				
2- 1	0- 0	0- 0	HOME	0- 0	0- 0	2- 1				
2- 2	0- 0	0- 1	AWAY	1- 0	0- 0	1- 1				
2- 1	0- 0	0- 0	NEUTRAL	0- 1	0- 0	2- 0				
1- 0	0- 0	0- 0	CONFERENCE	0- 0	0- 0	1- 0				
1- 0	0- 0	0- 0	HOME	0- 0	0- 0	1- 0				
0- 0	0- 0	0- 0	AWAY	0- 0	0- 0	0- 0				
0- 0	0- 0	0- 0	NEUTRAL	0- 0	0- 0	0- 0				

RPI S	Opponent	Score	RPI S	Opponent	Score	RPI S	Opponent	Score	RPI S	Opponent	Score	Team's RPI: 151
			45 A	Michigan	55 76	92 N	Stony Brook	47 50	169 H	Fla. Atlantic	79 80	
						95 A	Loyola Chicago	70 60	199 H	Toledo	84 72	
									219 A	UTEP	46 76	
									284 N	Denver	79 70	
									305 N	New Mexico St.	79 76	
									321 H	Detroit Mercy	82 67	
									332 A	UIC	80 52	
									345 H	Chicago St.	90 69	
LAST 10 Division I												
			332 A	UIC	80 52	199 H	Toledo	84 72				
			305 N	New Mexico St.	79 76	95 A	Loyola Chicago	70 60				
			219 A	UTEP	46 76	92 N	Stony Brook	47 50				
			169 H	Fla. Atlantic	79 80	284 N	Denver	79 70				
			321 H	Detroit Mercy	82 67	345 H	Chicago St.	90 69				

Non-Div I Games: Kentucky St. 80 41

Western Mich.

■ Loss,
 ■ Non-Conf, S Site,
 ■ Home
 ■ Away
 N Neutral

Average RPI Win:	212	WON-LOST	WINNING	LAST 10	STRENGTH OF	OPP. STRENGTH	TEAM	ADJ.	CONF.	ADJ CONF.
Average RPI Loss:	69	RECORD	PCT. RANK	GAMES	SCHEDULE	OF SCHEDULE	RPI	RPI	RPI	RPI
DIV. I ONLY	8- 7	162	5-5	207	8	153	153	8	8	
DIV. I NON-CONF.	8- 5	117	5-3	252	12	142	142	8	8	
TOTALS	RPI 1-25	RPI 26-50	W-L RECORDS	RPI 51-100	RPI 101-150	RPI 150+				
8- 7	0- 4	0- 1	OVERALL	1- 0	1- 1	6- 1				
6- 2	0- 0	0- 1	HOME	1- 0	0- 1	5- 0				
1- 4	0- 3	0- 0	AWAY	0- 0	0- 0	1- 1				
1- 1	0- 1	0- 0	NEUTRAL	0- 0	1- 0	0- 0				
8- 5	0- 3	0- 1	NON-CONFERENCE	1- 0	1- 0	6- 1				
6- 1	0- 0	0- 1	HOME	1- 0	0- 0	5- 0				
1- 3	0- 2	0- 0	AWAY	0- 0	0- 0	1- 1				
1- 1	0- 1	0- 0	NEUTRAL	0- 0	1- 0	0- 0				
0- 2	0- 1	0- 0	CONFERENCE	0- 0	0- 1	0- 0				
0- 1	0- 0	0- 0	HOME	0- 0	0- 1	0- 0				
0- 1	0- 1	0- 0	AWAY	0- 0	0- 0	0- 0				
0- 0	0- 0	0- 0	NEUTRAL	0- 0	0- 0	0- 0				

RPI	S	Opponent	Score	RPI	S	Opponent	Score	RPI	S	Opponent	Score	RPI	S	Opponent	Score	Team's RPI: 153
1	A	UConn	55 83	43	H	UNI	50 61	55	H	Oklahoma	88 83	113	N	Montana St.	66 64	
2	A	Missouri St.	55 68									145	H	Tulane	56 61	
16	A	Creighton	46 56									198	H	Eastern Mich.	63 52	
18	N	Virginia Tech	63 84									215	A	Louisiana Tech	88 80	
												244	H	Southern U.	69 63	
												261	A	Oral Roberts	66 79	
												267	H	Ark.-Pine Bluff	100 50	
												292	H	Grambling	77 65	
												311	H	Houston Baptist	59 42	
LAST 10 Division I																
267	H	Ark.-Pine Bluff	100 50	145	H	Tulane	56 61									
16	A	Creighton	46 56	1	A	UConn	55 83									
198	H	Eastern Mich.	63 52	292	H	Grambling	77 65									
2	A	Missouri St.	55 68	18	N	Virginia Tech	63 84									
55	H	Oklahoma	88 83	113	N	Montana St.	66 64									

Non-Div I Games:

Wichita St.

Average RPI Win: 241		WON-LOST	WINNING	LAST 10	STRENGTH OF	OPP. STRENGTH	TEAM	ADJ.	CONF.	ADJ CONF.
Average RPI Loss: 59		RECORD	PCT. RANK	GAMES	SCHEDULE	OF SCHEDULE	RPI	RPI	RPI	RPI
DIV. I ONLY		10- 3	50	7-3	321	80	127	127	14	14
DIV. I NON-CONF.		9- 2	40	6-2	340	82	144	144	14	14
TOTALS	RPI 1-25	RPI 26-50		W-L RECORDS		RPI 51-100	RPI 101-150	RPI 150+		
10- 3	0- 0	0- 2		OVERALL		0- 0	1- 1	9- 0		
4- 1	0- 0	0- 1		HOME		0- 0	0- 0	4- 0		
6- 2	0- 0	0- 1		AWAY		0- 0	1- 1	5- 0		
0- 0	0- 0	0- 0		NEUTRAL		0- 0	0- 0	0- 0		
9- 2	0- 0	0- 1		NON-CONFERENCE		0- 0	1- 1	8- 0		
4- 1	0- 0	0- 1		HOME		0- 0	0- 0	4- 0		
5- 1	0- 0	0- 0		AWAY		0- 0	1- 1	4- 0		
0- 0	0- 0	0- 0		NEUTRAL		0- 0	0- 0	0- 0		
1- 1	0- 0	0- 1		CONFERENCE		0- 0	0- 0	1- 0		
0- 0	0- 0	0- 0		HOME		0- 0	0- 0	0- 0		
1- 1	0- 0	0- 1		AWAY		0- 0	0- 0	1- 0		
0- 0	0- 0	0- 0		NEUTRAL		0- 0	0- 0	0- 0		

RPI 1-25				RPI 26-50				RPI 51-100				RPI 101+				Team's RPI: 127	
RPI	S	Opponent	Score	RPI	S	Opponent	Score	RPI	S	Opponent	Score	RPI	S	Opponent	Score		
				26	A	James Madison	70 84					101	A	Richmond	73 76		
				50	H	Old Dominion	58 69					132	A	George Washington	63 51		
												177	A	VCU	69 55		
												179	H	Norfolk St.	65 56		
												228	A	East Carolina	78 68		
												241	A	Delaware St.	73 52		
												253	A	Towson	83 75		
												263	A	Army West Point	77 65		
												289	H	UMES	78 50		
												309	H	UMBC	76 48		
												341	H	Hartford	61 44		
LAST 10 Division I																	
				50	H	Old Dominion	58 69	253	A	Towson	83 75						
				241	A	Delaware St.	73 52	26	A	James Madison	70 84						
				341	H	Hartford	61 44	132	A	George Washington	63 51						
				309	H	UMBC	76 48	179	H	Norfolk St.	65 56						
				101	A	Richmond	73 76	177	A	VCU	69 55						

Non-Div I Games:

William & Mary

■ Loss, ■ Non-Conf, S Site, H Home A Away N Neutral

Average RPI Win:	273	WON-LOST	WINNING	LAST 10	STRENGTH OF	OPP. STRENGTH	TEAM	ADJ.	CONF.	ADJ CONF.
Average RPI Loss:	168	RECORD	PCT. RANK	GAMES	SCHEDULE	OF SCHEDULE	RPI	RPI	RPI	RPI
DIV. I ONLY	5- 6	199	5-5	306	202	256	256	27	27	
DIV. I NON-CONF.	3- 6	235	3-5	307	197	293	293	27	27	
TOTALS	RPI 1-25	RPI 26-50	W-L RECORDS	RPI 51-100	RPI 101-150	RPI 150+				
5- 6	0- 1	0- 1	OVERALL	0- 0	0- 0	5- 4				
2- 3	0- 0	0- 0	HOME	0- 0	0- 0	2- 3				
3- 2	0- 1	0- 1	AWAY	0- 0	0- 0	3- 0				
0- 1	0- 0	0- 0	NEUTRAL	0- 0	0- 0	0- 1				
3- 6	0- 1	0- 1	NON-CONFERENCE	0- 0	0- 0	3- 4				
0- 3	0- 0	0- 0	HOME	0- 0	0- 0	0- 3				
3- 2	0- 1	0- 1	AWAY	0- 0	0- 0	3- 0				
0- 1	0- 0	0- 0	NEUTRAL	0- 0	0- 0	0- 1				
2- 0	0- 0	0- 0	CONFERENCE	0- 0	0- 0	2- 0				
2- 0	0- 0	0- 0	HOME	0- 0	0- 0	2- 0				
0- 0	0- 0	0- 0	AWAY	0- 0	0- 0	0- 0				
0- 0	0- 0	0- 0	NEUTRAL	0- 0	0- 0	0- 0				

RPI 1-25				RPI 26-50				RPI 51-100				RPI 101+ Team's RPI: 256			
RPI	S	Opponent	Score	RPI	S	Opponent	Score	RPI	S	Opponent	Score	RPI	S	Opponent	Score
20	A	Kentucky	36 91	50	A	Old Dominion	44 68					156	H	Hampton	72 66
												166	H	Iona	61 68
												235	H	Col. of Charleston	73 84
												260	N	Wofford	59 60
												270	A	UNCW	75 63
												275	H	Ga. Southern	47 91
												290	H	High Point	69 63
												318	A	N.C. Central	56 46
												330	A	Western Caro.	63 60
LAST 10 Division I															
235	H	Col. of Charleston	73 84	290	H	High Point	69 63								
275	H	Ga. Southern	47 91	156	H	Hampton	72 66								
260	N	Wofford	59 60	330	A	Western Caro.	63 60								
50	A	Old Dominion	44 68	270	A	UNCW	75 63								
318	A	N.C. Central	56 46	20	A	Kentucky	36 91								

Non-Div I Games:

Winthrop

■ Loss,
 ■ Non-Conf,
 S Site,
 ■ Home
 ■ Away
 N Neutral

Average RPI Win:	227	WON-LOST	WINNING	LAST 10	STRENGTH OF	OPP. STRENGTH	TEAM	ADJ.	CONF.	ADJ CONF.
Average RPI Loss:	33	RECORD	PCT. RANK	GAMES	SCHEDULE	OF SCHEDULE	RPI	RPI	RPI	RPI
DIV. I ONLY	9- 5	95	6-4	169	75	115	115	2	2	
DIV. I NON-CONF.	8- 3	68	5-2	237	93	98	98	3	3	
TOTALS	RPI 1-25	RPI 26-50	W-L RECORDS	RPI 51-100	RPI 101-150	RPI 150+				
9- 5	0- 1	0- 4	OVERALL	2- 0	0- 0	7- 0				
7- 1	0- 0	0- 1	HOME	1- 0	0- 0	6- 0				
1- 3	0- 1	0- 2	AWAY	0- 0	0- 0	1- 0				
1- 1	0- 0	0- 1	NEUTRAL	1- 0	0- 0	0- 0				
8- 3	0- 0	0- 3	NON-CONFERENCE	2- 0	0- 0	6- 0				
6- 0	0- 0	0- 0	HOME	1- 0	0- 0	5- 0				
1- 2	0- 0	0- 2	AWAY	0- 0	0- 0	1- 0				
1- 1	0- 0	0- 1	NEUTRAL	1- 0	0- 0	0- 0				
1- 2	0- 1	0- 1	CONFERENCE	0- 0	0- 0	1- 0				
1- 1	0- 0	0- 1	HOME	0- 0	0- 0	1- 0				
0- 1	0- 1	0- 0	AWAY	0- 0	0- 0	0- 0				
0- 0	0- 0	0- 0	NEUTRAL	0- 0	0- 0	0- 0				

RPI	S	Opponent	Score	RPI	S	Opponent	Score	RPI	S	Opponent	Score	RPI	S	Opponent	Score	Team's RPI: 115
24	A	Purdue	61 72	27	A	Georgia Tech	41 60	81	H	North Florida	75 62	201	H	Penn St.	71 65	
				28	A	Colorado	57 74	87	N	Ball St.	67 56	239	H	Milwaukee	71 40	
				40	H	Rutgers	61 64					260	H	Wofford	78 65	
				44	N	Arkansas	64 68					282	H	Prairie View	68 42	
												283	H	Eastern Ill.	63 55	
												301	H	Alabama St.	85 67	
												307	A	North Dakota St.	64 63	
LAST 10 Division I																
307	A	North Dakota St.	64 63	201	H	Penn St.	71 65									
27	A	Georgia Tech	41 60	24	A	Purdue	61 72									
44	N	Arkansas	64 68	40	H	Rutgers	61 64									
87	N	Ball St.	67 56	282	H	Prairie View	68 42									
283	H	Eastern Ill.	63 55	301	H	Alabama St.	85 67									

Non-Div I Games:

Wisconsin

Average RPI Win:	252	WON-LOST	WINNING	LAST 10	STRENGTH OF	OPP. STRENGTH	TEAM	ADJ.	CONF.	ADJ CONF.
Average RPI Loss:	172	RECORD	PCT. RANK	GAMES	SCHEDULE	OF SCHEDULE	RPI	RPI	RPI	RPI
DIV. I ONLY	4- 8	244	4-6	142	333	260	260	19	19	
DIV. I NON-CONF.	4- 8	235	4-6	143	333	266	266	20	20	
TOTALS	RPI 1-25	RPI 26-50	W-L RECORDS	RPI 51-100	RPI 101-150	RPI 150+				
4- 8	0- 0	0- 1	OVERALL	0- 0	0- 3	4- 4				
3- 3	0- 0	0- 0	HOME	0- 0	0- 1	3- 2				
0- 5	0- 0	0- 1	AWAY	0- 0	0- 2	0- 2				
1- 0	0- 0	0- 0	NEUTRAL	0- 0	0- 0	1- 0				
4- 8	0- 0	0- 1	NON-CONFERENCE	0- 0	0- 3	4- 4				
3- 3	0- 0	0- 0	HOME	0- 0	0- 1	3- 2				
0- 5	0- 0	0- 1	AWAY	0- 0	0- 2	0- 2				
1- 0	0- 0	0- 0	NEUTRAL	0- 0	0- 0	1- 0				
0- 0	0- 0	0- 0	CONFERENCE	0- 0	0- 0	0- 0				
0- 0	0- 0	0- 0	HOME	0- 0	0- 0	0- 0				
0- 0	0- 0	0- 0	AWAY	0- 0	0- 0	0- 0				
0- 0	0- 0	0- 0	NEUTRAL	0- 0	0- 0	0- 0				

RPI 1-25			RPI 26-50			RPI 51-100			RPI 101+			Team's RPI: 260
RPI	S	Opponent	Score	RPI	S	Opponent	Score	RPI	S	Opponent	Score	
				42	A	Kansas	64 83					
								115	A	Wisconsin	65 78	
								118	A	Auburn	82 84	
								123	H	Coastal Caro.	73 78	
								207	A	Gardner-Webb	53 67	
								218	A	Northern Ky.	72 80	
								220	H	Longwood	79 76	
								237	H	UNC Asheville	75 38	
								256	N	Winthrop	60 59	
								275	H	Ga. Southern	57 70	
								280	H	Appalachian St.	51 54	
								294	H	Presbyterian	67 60	
LAST 10 Division I												
294	H	Presbyterian	67 60	42	A	Kansas	64 83					
256	N	Winthrop	60 59	218	A	Northern Ky.	72 80					
220	H	Longwood	79 76	237	H	UNC Asheville	75 38					
123	H	Coastal Caro.	73 78	280	H	Appalachian St.	51 54					
207	A	Gardner-Webb	53 67	275	H	Ga. Southern	57 70					

Non-Div I Games: Brevard 82 34 Erskine 100 38 UNKNOWN 89 38

Wofford

Average RPI Win:	184	WON-LOST	WINNING	LAST 10	STRENGTH OF	OPP. STRENGTH	TEAM	ADJ.	CONF.	ADJ CONF.
Average RPI Loss:	125	RECORD	PCT. RANK	GAMES	SCHEDULE	OF SCHEDULE	RPI	RPI	RPI	RPI
DIV. I ONLY	7- 7	168	5-5	120	118	124	124	18	18	
DIV. I NON-CONF.	4- 6	212	2-4	123	79	146	146	18	18	
TOTALS	RPI 1-25	RPI 26-50	W-L RECORDS	RPI 51-100	RPI 101-150	RPI 150+				
7- 7	0- 0	0- 1	OVERALL	1- 3	1- 1	5- 2				
3- 1	0- 0	0- 0	HOME	1- 1	0- 0	2- 0				
3- 4	0- 0	0- 0	AWAY	0- 2	1- 1	2- 1				
1- 2	0- 0	0- 1	NEUTRAL	0- 0	0- 0	1- 1				
4- 6	0- 0	0- 1	NON-CONFERENCE	1- 3	0- 1	3- 1				
1- 1	0- 0	0- 0	HOME	1- 1	0- 0	0- 0				
2- 3	0- 0	0- 0	AWAY	0- 2	0- 1	2- 0				
1- 2	0- 0	0- 1	NEUTRAL	0- 0	0- 0	1- 1				
3- 1	0- 0	0- 0	CONFERENCE	0- 0	1- 0	2- 1				
2- 0	0- 0	0- 0	HOME	0- 0	0- 0	2- 0				
1- 1	0- 0	0- 0	AWAY	0- 0	1- 0	0- 1				
0- 0	0- 0	0- 0	NEUTRAL	0- 0	0- 0	0- 0				

RPI S	Opponent	Score	RPI S	Opponent	Score	RPI S	Opponent	Score	RPI S	Opponent	Score	Team's RPI: 124
42 N	Kansas	63 74	54 A	UCF	53 69	117 A	UT Arlington	62 68				
			74 A	Iowa St.	71 79	142 A	Green Bay	70 58				
			76 H	Abilene Christian	64 83	170 H	Cleveland St.	78 62				
			86 H	CSU Bakersfield	65 60	182 H	Youngstown St.	91 41				
						195 A	SMU	69 61				
						239 A	Milwaukee	58 60				
						250 A	Xavier	86 74				
						261 N	Loyola Maryland	66 51				
						276 N	St. Bonaventure	56 57				
LAST 10 Division I												
276 N	St. Bonaventure	56 57	182 H	Youngstown St.	91 41							
74 A	Iowa St.	71 79	170 H	Cleveland St.	78 62							
195 A	SMU	69 61	142 A	Green Bay	70 58							
117 A	UT Arlington	62 68	239 A	Milwaukee	58 60							
261 N	Loyola Maryland	66 51	54 A	UCF	53 69							

Non-Div I Games: Marian (IN) 64 60

Wright St.

■ Loss,
 ■ Non-Conf,
 ■ S Site,
 ■ Home
 ■ A Away
 N Neutral

Average RPI Win: 227	WON-LOST	WINNING	LAST 10	STRENGTH OF	OPP. STRENGTH	TEAM	ADJ.	CONF.	ADJ CONF.
Average RPI Loss: 131	RECORD	PCT. RANK	GAMES	SCHEDULE	OF SCHEDULE	RPI	RPI	RPI	RPI
DIV. I ONLY	6- 6	168	5-5	194	188	191	191	22	22
DIV. I NON-CONF.	3- 5	224	2-4	171	176	238	238	25	25
TOTALS	RPI 1-25	RPI 26-50	W-L RECORDS	RPI 51-100	RPI 101-150	RPI 150+			
6- 6	0- 1	0- 1	OVERALL	1- 1	1- 1	4- 2			
3- 4	0- 1	0- 1	HOME	1- 0	1- 1	1- 1			
3- 2	0- 0	0- 0	AWAY	0- 1	0- 0	3- 1			
0- 0	0- 0	0- 0	NEUTRAL	0- 0	0- 0	0- 0			
3- 5	0- 1	0- 1	NON-CONFERENCE	0- 1	1- 1	2- 1			
2- 3	0- 1	0- 1	HOME	0- 0	1- 1	1- 0			
1- 2	0- 0	0- 0	AWAY	0- 1	0- 0	1- 1			
0- 0	0- 0	0- 0	NEUTRAL	0- 0	0- 0	0- 0			
3- 1	0- 0	0- 0	CONFERENCE	1- 0	0- 0	2- 1			
1- 1	0- 0	0- 0	HOME	1- 0	0- 0	0- 1			
2- 0	0- 0	0- 0	AWAY	0- 0	0- 0	2- 0			
0- 0	0- 0	0- 0	NEUTRAL	0- 0	0- 0	0- 0			

RPI 1-25				RPI 26-50				RPI 51-100				RPI 101+ Team's RPI: 191			
RPI	S	Opponent	Score	RPI	S	Opponent	Score	RPI	S	Opponent	Score	RPI	S	Opponent	Score
8	H	Gonzaga	54 65	28	H	Colorado	56 66	80	H	Boise St.	73 68	121	H	Saint Mary's (CA)	69 67
								99	A	South Dakota St.	40 67	126	H	Northern Colo.	44 46
												183	A	New Mexico	73 66
												238	H	Colorado St.	49 56
												284	A	Denver	57 71
												307	A	North Dakota St.	66 57
												323	A	Air Force	65 63
												346	H	Mississippi Val.	95 22
LAST 10 Division I															
183	A	New Mexico	73 66	238	H	Colorado St.	49 56	80	H	Boise St.	73 68	8	H	Gonzaga	54 65
323	A	Air Force	65 63									126	H	Northern Colo.	44 46
307	A	North Dakota St.	66 57									346	H	Mississippi Val.	95 22
99	A	South Dakota St.	40 67												
28	H	Colorado	56 66												

Non-Div I Games: Colo. Christian 70 31

Wyoming

■ Loss,
■ Non-Conf, S Site,
■ Home
■ Away
N Neutral

Average RPI Win: 167	WON-LOST	WINNING	LAST 10	STRENGTH OF	OPP. STRENGTH	TEAM	ADJ.	CONF.	ADJ CONF.
Average RPI Loss: 113	RECORD	PCT. RANK	GAMES	SCHEDULE	OF SCHEDULE	RPI	RPI	RPI	RPI
DIV. I ONLY	1- 13	340	0-10	28	176	250	250	6	6
DIV. I NON-CONF.	1- 10	329	0-7	26	206	256	256	6	6
TOTALS	RPI 1-25	RPI 26-50	W-L RECORDS	RPI 51-100	RPI 101-150	RPI 150+			
1- 13	0- 1	0- 1	OVERALL	0- 4	0- 4	1- 3			
1- 7	0- 0	0- 1	HOME	0- 2	0- 1	1- 3			
0- 4	0- 0	0- 0	AWAY	0- 2	0- 2	0- 0			
0- 2	0- 1	0- 0	NEUTRAL	0- 0	0- 1	0- 0			
1- 10	0- 1	0- 1	NON-CONFERENCE	0- 2	0- 4	1- 2			
1- 4	0- 0	0- 1	HOME	0- 0	0- 1	1- 2			
0- 4	0- 0	0- 0	AWAY	0- 2	0- 2	0- 0			
0- 2	0- 1	0- 0	NEUTRAL	0- 0	0- 1	0- 0			
0- 3	0- 0	0- 0	CONFERENCE	0- 2	0- 0	0- 1			
0- 3	0- 0	0- 0	HOME	0- 2	0- 0	0- 1			
0- 0	0- 0	0- 0	AWAY	0- 0	0- 0	0- 0			
0- 0	0- 0	0- 0	NEUTRAL	0- 0	0- 0	0- 0			

RPI 1-25				RPI 26-50				RPI 51-100				RPI 101+				Team's RPI: 250	
RPI	S	Opponent	Score	RPI	S	Opponent	Score	RPI	S	Opponent	Score	RPI	S	Opponent	Score		
22	N	Northwestern	59 79	28	H	Colorado	53 62	62	A	Temple	65 78	124	H	Wright St.	74 86		
								67	H	St. John's (NY)	67 75	137	N	Florida	64 67		
								75	H	Seton Hall	61 83	139	A	Rider	57 64		
								87	A	Ball St.	49 70	148	A	Robert Morris	57 71		
												155	H	Butler	70 78		
												167	H	Utah	70 63		
												168	H	Cincinnati	78 85		
												251	H	Eastern Ky.	55 56		
LAST 10 Division I																	
168	H	Cincinnati	78 85	155	H	Butler	70 78										
251	H	Eastern Ky.	55 56	75	H	Seton Hall	61 83										
28	H	Colorado	53 62	67	H	St. John's (NY)	67 75										
148	A	Robert Morris	57 71	22	N	Northwestern	59 79										
124	H	Wright St.	74 86	137	N	Florida	64 67										

Non-Div I Games:

Xavier

■ Loss,
■ Non-Conf,
■ S Site,
■ H Home
■ A Away
N Neutral

Average RPI Win:	213	WON-LOST	WINNING	LAST 10	STRENGTH OF	OPP. STRENGTH	TEAM	ADJ.	CONF.	ADJ CONF.
Average RPI Loss:	60	RECORD	PCT. RANK	GAMES	SCHEDULE	OF SCHEDULE	RPI	RPI	RPI	RPI
DIV. I ONLY	10- 3	50	8-2	131	199	58	58	9	9	
DIV. I NON-CONF.	10- 3	60	8-2	131	203	58	58	9	9	
TOTALS	RPI 1-25	RPI 26-50	W-L RECORDS	RPI 51-100	RPI 101-150	RPI 150+				
10- 3	0- 1	0- 0	OVERALL	0- 1	3- 1	7- 0				
5- 1	0- 0	0- 0	HOME	0- 1	1- 0	4- 0				
4- 2	0- 1	0- 0	AWAY	0- 0	1- 1	3- 0				
1- 0	0- 0	0- 0	NEUTRAL	0- 0	1- 0	0- 0				
10- 3	0- 1	0- 0	NON-CONFERENCE	0- 1	3- 1	7- 0				
5- 1	0- 0	0- 0	HOME	0- 1	1- 0	4- 0				
4- 2	0- 1	0- 0	AWAY	0- 0	1- 1	3- 0				
1- 0	0- 0	0- 0	NEUTRAL	0- 0	1- 0	0- 0				
0- 0	0- 0	0- 0	CONFERENCE	0- 0	0- 0	0- 0				
0- 0	0- 0	0- 0	HOME	0- 0	0- 0	0- 0				
0- 0	0- 0	0- 0	AWAY	0- 0	0- 0	0- 0				
0- 0	0- 0	0- 0	NEUTRAL	0- 0	0- 0	0- 0				

RPI 1-25				RPI 26-50				RPI 51-100 Team's RPI: 58				RPI 101+			
RPI	S	Opponent	Score	RPI	S	Opponent	Score	RPI	S	Opponent	Score	RPI	S	Opponent	Score
7	A	UCLA	65 100					67	H	St. John's (NY)	66 80	106	A	Colgate	67 70
												108	A	North Carolina	66 63
												119	H	Providence	82 79
												134	N	Fresno St.	87 67
												196	A	Northeastern	78 63
												216	H	Quinnipiac	63 59
												225	H	Sacred Heart	87 40
												266	A	UMass Lowell	67 59
												269	H	Wagner	87 68
												285	A	LMU (CA)	81 65
												312	H	Mercer	68 60
LAST 10 Division I															
285	A	LMU (CA)	81 65	312	H	Mercer	68 60								
134	N	Fresno St.	87 67	269	H	Wagner	87 68								
7	A	UCLA	65 100	108	A	North Carolina	66 63								
196	A	Northeastern	78 63	225	H	Sacred Heart	87 40								
266	A	UMass Lowell	67 59	67	H	St. John's (NY)	66 80								

Non-Div I Games:

Yale

Average RPI Win:	235	WON-LOST	WINNING	LAST 10	STRENGTH OF	OPP. STRENGTH	TEAM	ADJ.	CONF.	ADJ CONF.
Average RPI Loss:	125	RECORD	PCT. RANK	GAMES	SCHEDULE	OF SCHEDULE	RPI	RPI	RPI	RPI
DIV. I ONLY	7- 6	152	6-4	251	173	182	182	18	18	
DIV. I NON-CONF.	5- 4	140	4-2	235	154	162	162	18	18	
TOTALS	RPI 1-25	RPI 26-50	W-L RECORDS	RPI 51-100	RPI 101-150	RPI 150+				
7- 6	0- 1	0- 0	OVERALL	1- 1	0- 2	6- 2				
5- 1	0- 0	0- 0	HOME	1- 1	0- 0	4- 0				
2- 5	0- 1	0- 0	AWAY	0- 0	0- 2	2- 2				
0- 0	0- 0	0- 0	NEUTRAL	0- 0	0- 0	0- 0				
5- 4	0- 1	0- 0	NON-CONFERENCE	0- 1	0- 1	5- 1				
3- 1	0- 0	0- 0	HOME	0- 1	0- 0	3- 0				
2- 3	0- 1	0- 0	AWAY	0- 0	0- 1	2- 1				
0- 0	0- 0	0- 0	NEUTRAL	0- 0	0- 0	0- 0				
2- 2	0- 0	0- 0	CONFERENCE	1- 0	0- 1	1- 1				
2- 0	0- 0	0- 0	HOME	1- 0	0- 0	1- 0				
0- 2	0- 0	0- 0	AWAY	0- 0	0- 1	0- 1				
0- 0	0- 0	0- 0	NEUTRAL	0- 0	0- 0	0- 0				

RPI S	Opponent	Score	RPI S	Opponent	Score	RPI S	Opponent	Score	RPI S	Opponent	Score	Team's RPI: 182
12	A Indiana	56 93				77	H IUPUI	75 73	124	A Wright St.	41 91	
						85	H Kent St.	73 82	148	A Robert Morris	43 58	
									163	A Akron	62 91	
									193	A Saint Francis (PA)	56 46	
									198	H Eastern Mich.	79 77	
									218	A Northern Ky.	56 75	
									251	A Eastern Ky.	72 63	
									269	H Wagner	64 42	
									327	H Canisius	87 59	
									332	H UIC	77 65	
LAST 10 Division I												
193	A Saint Francis (PA)	56 46	124	A Wright St.	41 91							
251	A Eastern Ky.	72 63	218	A Northern Ky.	56 75							
269	H Wagner	64 42	332	H UIC	77 65							
163	A Akron	62 91	77	H IUPUI	75 73							
198	H Eastern Mich.	79 77	12	A Indiana	56 93							

Non-Div I Games: Lake Erie 83 48 Muskingum 92 46

Youngstown St.

Loss, Non-Conf, S Site, H Home A Away N Neutral