

Average RPI Win:	268	WON-LOST	WINNING	LAST 10	STRENGTH OF	OPP. STRENGTH	TEAM	ADJ.	CONF.	ADJ CONF.
Average RPI Loss:	148	RECORD	PCT. RANK	GAMES	SCHEDULE	OF SCHEDULE	RPI	RPI	RPI	RPI
DIV. I ONLY	4- 4	161	4- 4	159	347	171	171	29	29	
DIV. I NON-CONF.	4- 3	134	4- 3	137	347	110	110	29	29	
TOTALS	RPI 1-25	RPI 26-50	W-L RECORDS	RPI 51-100	RPI 101-150	RPI 150+				
4- 4	0- 0	0- 0	OVERALL	0- 2	1- 0	3- 2				
2- 1	0- 0	0- 0	HOME	0- 0	1- 0	1- 1				
1- 3	0- 0	0- 0	AWAY	0- 2	0- 0	1- 1				
1- 0	0- 0	0- 0	NEUTRAL	0- 0	0- 0	1- 0				
4- 3	0- 0	0- 0	NON-CONFERENCE	0- 2	1- 0	3- 1				
2- 0	0- 0	0- 0	HOME	0- 0	1- 0	1- 0				
1- 3	0- 0	0- 0	AWAY	0- 2	0- 0	1- 1				
1- 0	0- 0	0- 0	NEUTRAL	0- 0	0- 0	1- 0				
0- 1	0- 0	0- 0	CONFERENCE	0- 0	0- 0	0- 1				
0- 1	0- 0	0- 0	HOME	0- 0	0- 0	0- 1				
0- 0	0- 0	0- 0	AWAY	0- 0	0- 0	0- 0				
0- 0	0- 0	0- 0	NEUTRAL	0- 0	0- 0	0- 0				

RPI 1-25			RPI 26-50			RPI 51-100			RPI 101+			Team's RPI: 171
RPI	S	Opponent	Score	RPI	S	Opponent	Score	RPI	S	Opponent	Score	
						58	A Kansas St.	53	68	111	H Eastern Wash.	79 72
						72	A Texas Tech	44	61	214	H Central Ark.	60 66
										249	A UTSA	57 70
										265	N George Mason	88 86
										346	A UMKC	80 55
										348	H Air Force	80 44
LAST 12 Division I GAMES:												
						348	H Air Force	80	44	214	H Central Ark.	60 66
						72	A Texas Tech	44	61	58	A Kansas St.	53 68
						346	A UMKC	80	55			
						265	N George Mason	88	86			
						111	H Eastern Wash.	79	72			
						249	A UTSA	57	70			

Non-Div I Games: Howard Payne 102 60 Wayland Baptist 91 64 Southwestern Christ100 52

Abilene Christian

Loss, Non-Conf, S Site, H Home A Away N Neutral

Average RPI Win:	323	WON-LOST	WINNING	LAST 10	STRENGTH OF	OPP. STRENGTH	TEAM	ADJ.	CONF.	ADJ CONF.
Average RPI Loss:	222	RECORD	PCT. RANK	GAMES	SCHEDULE	OF SCHEDULE	RPI	RPI	RPI	RPI
DIV. I ONLY	1- 12	338	0- 10	327	330	348	348	19	19	
DIV. I NON-CONF.	1- 10	330	1- 9	321	343	348	348	19	19	
TOTALS	RPI 1-25	RPI 26-50	W-L RECORDS	RPI 51-100	RPI 101-150	RPI 150+				
1- 12	0- 0	0- 0	OVERALL	0- 1	0- 0	1- 11				
1- 5	0- 0	0- 0	HOME	0- 0	0- 0	1- 5				
0- 7	0- 0	0- 0	AWAY	0- 1	0- 0	0- 6				
0- 0	0- 0	0- 0	NEUTRAL	0- 0	0- 0	0- 0				
1- 10	0- 0	0- 0	NON-CONFERENCE	0- 1	0- 0	1- 9				
1- 3	0- 0	0- 0	HOME	0- 0	0- 0	1- 3				
0- 7	0- 0	0- 0	AWAY	0- 1	0- 0	0- 6				
0- 0	0- 0	0- 0	NEUTRAL	0- 0	0- 0	0- 0				
0- 2	0- 0	0- 0	CONFERENCE	0- 0	0- 0	0- 2				
0- 2	0- 0	0- 0	HOME	0- 0	0- 0	0- 2				
0- 0	0- 0	0- 0	AWAY	0- 0	0- 0	0- 0				
0- 0	0- 0	0- 0	NEUTRAL	0- 0	0- 0	0- 0				

RPI S	Opponent	Score	RPI S	Opponent	Score	RPI S	Opponent	Score	RPI S	Opponent	Score	Team's RPI: 348
						98	A Bakersfield	56 96	168	A Army	35 79	
									171	A Abilene Christian	44 80	
									175	H San Diego St.	65 74	
									189	H Santa Clara	64 85	
									193	A Northern Colo.	35 76	
									208	H Nevada	53 76	
									259	H Southern Utah	57 73	
									261	A SIUE	51 86	
									284	H Weber St.	53 71	
									323	H Omaha	65 57	
									324	A Utah Valley	44 58	
									332	A Denver	66 107	
LAST 12 Division I GAMES:												
259	H Southern Utah	57 73	208	H Nevada	53 76							
193	A Northern Colo.	35 76	175	H San Diego St.	65 74							
168	A Army	35 79	171	A Abilene Christian	44 80							
261	A SIUE	51 86	324	A Utah Valley	44 58							
284	H Weber St.	53 71	332	A Denver	66 107							
323	H Omaha	65 57	189	H Santa Clara	64 85							

Non-Div I Games:

Air Force

■ Loss,
 ■ Non-Conf,
 S Site,
 ■ Home
 ■ Away
 N Neutral

Average RPI Win:	203	WON-LOST	WINNING	LAST 10	STRENGTH OF	OPP. STRENGTH	TEAM	ADJ.	CONF.	ADJ CONF.
Average RPI Loss:	67	RECORD	PCT. RANK	GAMES	SCHEDULE	OF SCHEDULE	RPI	RPI	RPI	RPI
DIV. I ONLY	9- 2	35	7- 2	256	104	70	70	16	16	
DIV. I NON-CONF.	9- 1	21	9- 1	266	103	61	61	16	16	
TOTALS	RPI 1-25	RPI 26-50	W-L RECORDS	RPI 51-100	RPI 101-150	RPI 150+				
9- 2	0- 0	0- 0	OVERALL	0- 2	1- 0	8- 0				
5- 0	0- 0	0- 0	HOME	0- 0	1- 0	4- 0				
2- 2	0- 0	0- 0	AWAY	0- 2	0- 0	2- 0				
2- 0	0- 0	0- 0	NEUTRAL	0- 0	0- 0	2- 0				
9- 1	0- 0	0- 0	NON-CONFERENCE	0- 1	1- 0	8- 0				
5- 0	0- 0	0- 0	HOME	0- 0	1- 0	4- 0				
2- 1	0- 0	0- 0	AWAY	0- 1	0- 0	2- 0				
2- 0	0- 0	0- 0	NEUTRAL	0- 0	0- 0	2- 0				
0- 1	0- 0	0- 0	CONFERENCE	0- 1	0- 0	0- 0				
0- 0	0- 0	0- 0	HOME	0- 0	0- 0	0- 0				
0- 1	0- 0	0- 0	AWAY	0- 1	0- 0	0- 0				
0- 0	0- 0	0- 0	NEUTRAL	0- 0	0- 0	0- 0				

RPI 1-25				RPI 26-50				RPI 51-100				Team's RPI: 70	RPI 101+			
RPI	S	Opponent	Score	RPI	S	Opponent	Score	RPI	S	Opponent	Score		RPI	S	Opponent	Score
								51	A	Youngstown St.	62	75	118	H	UNI	82 73
								82	A	Western Mich.	61	67	169	A	UCF	73 64
													172	N	Belmont	73 58
													186	N	Siena	90 74
													198	H	Morehead St.	89 61
													220	H	Northern Ky.	82 49
													234	H	Valparaiso	100 65
													252	A	Bethune-Cookman	81 63
													278	H	Binghamton	80 49
LAST 12 Division I GAMES:																
				172	N	Belmont	73 58						82	A	Western Mich.	61 67
				234	H	Valparaiso	100 65						51	A	Youngstown St.	62 75
				118	H	UNI	82 73						169	A	UCF	73 64
				220	H	Northern Ky.	82 49						252	A	Bethune-Cookman	81 63
				278	H	Binghamton	80 49						198	H	Morehead St.	89 61
													186	N	Siena	90 74

Non-Div I Games: Ohio Christian 97 62

Akron

Alabama

Through Games Of Jan. 4, 2015

Average RPI Win:	221	WON-LOST	WINNING	LAST 10	STRENGTH OF	OPP. STRENGTH	TEAM	ADJ.	CONF.	ADJ CONF.
Average RPI Loss:	67	RECORD	PCT. RANK	GAMES	SCHEDULE	OF SCHEDULE	RPI	RPI	RPI	RPI
DIV. I ONLY	11- 6	98	6- 4	203	52	148	148	5	5	
DIV. I NON-CONF.	11- 4	70	8- 2	285	67	159	159	5	5	
TOTALS	RPI 1-25	RPI 26-50	W-L RECORDS	RPI 51-100	RPI 101-150	RPI 150+				
11- 6	0- 2	1- 2	OVERALL	1- 0	0- 1	9- 1				
8- 4	0- 2	1- 0	HOME	0- 0	0- 1	7- 1				
1- 1	0- 0	0- 1	AWAY	1- 0	0- 0	0- 0				
2- 1	0- 0	0- 1	NEUTRAL	0- 0	0- 0	2- 0				
11- 4	0- 1	1- 1	NON-CONFERENCE	1- 0	0- 1	9- 1				
8- 3	0- 1	1- 0	HOME	0- 0	0- 1	7- 1				
1- 0	0- 0	0- 0	AWAY	1- 0	0- 0	0- 0				
2- 1	0- 0	0- 1	NEUTRAL	0- 0	0- 0	2- 0				
0- 2	0- 1	0- 1	CONFERENCE	0- 0	0- 0	0- 0				
0- 1	0- 1	0- 0	HOME	0- 0	0- 0	0- 0				
0- 1	0- 0	0- 1	AWAY	0- 0	0- 0	0- 0				
0- 0	0- 0	0- 0	NEUTRAL	0- 0	0- 0	0- 0				

RPI 1-25				RPI 26-50				RPI 51-100				RPI 101+ Team's RPI: 148			
RPI	S	Opponent	Score	RPI	S	Opponent	Score	RPI	S	Opponent	Score	RPI	S	Opponent	Score
3	H	Kentucky	66 78	27	H	Nebraska	53 51	76	A	Kansas	85 80	119	H	Jacksonville St.	62 64
15	H	Duke	40 90	37	N	Quinnipiac	66 73					174	N	Temple	58 51
				44	A	Georgia	47 64					182	H	Mercer	39 46
												199	H	UT Martin	68 55
												224	H	USC Upstate	74 65
												253	H	Ark.-Pine Bluff	71 27
												263	N	Georgetown	72 58
												271	H	New Orleans	87 58
												306	H	Florida A&M	60 44
												312	H	Mississippi Val.	71 40
												330	H	Alabama A&M	75 44
LAST 12 Division I GAMES:															
44	A	Georgia	47 64	3	H	Kentucky	66 78								
199	H	UT Martin	68 55	312	H	Mississippi Val.	71 40								
224	H	USC Upstate	74 65	271	H	New Orleans	87 58								
37	N	Quinnipiac	66 73	253	H	Ark.-Pine Bluff	71 27								
330	H	Alabama A&M	75 44	182	H	Mercer	39 46								
174	N	Temple	58 51	27	H	Nebraska	53 51								

Non-Div I Games:

Alabama

■ Loss,
 ■ Non-Conf, S Site,
 ■ Home
 ■ Away
 N Neutral

Average RPI Win: 92	WON-LOST	WINNING	LAST 10	STRENGTH OF	OPP. STRENGTH	TEAM	ADJ.	CONF.	ADJ CONF.
Average RPI Loss: 199	RECORD	PCT. RANK	GAMES	SCHEDULE	OF SCHEDULE	RPI	RPI	RPI	RPI
DIV. I ONLY	1- 11	333	1- 9	186	319	330	330	33	33
DIV. I NON-CONF.	1- 10	330	1- 10	164	307	322	322	30	30
TOTALS	RPI 1-25	RPI 26-50	W-L RECORDS	RPI 51-100	RPI 101-150	RPI 150+			
1- 11	0- 1	0- 0	OVERALL	1- 0	0- 3	0- 7			
1- 4	0- 0	0- 0	HOME	1- 0	0- 1	0- 3			
0- 7	0- 1	0- 0	AWAY	0- 0	0- 2	0- 4			
0- 0	0- 0	0- 0	NEUTRAL	0- 0	0- 0	0- 0			
1- 10	0- 1	0- 0	NON-CONFERENCE	1- 0	0- 3	0- 6			
1- 3	0- 0	0- 0	HOME	1- 0	0- 1	0- 2			
0- 7	0- 1	0- 0	AWAY	0- 0	0- 2	0- 4			
0- 0	0- 0	0- 0	NEUTRAL	0- 0	0- 0	0- 0			
0- 1	0- 0	0- 0	CONFERENCE	0- 0	0- 0	0- 1			
0- 1	0- 0	0- 0	HOME	0- 0	0- 0	0- 1			
0- 0	0- 0	0- 0	AWAY	0- 0	0- 0	0- 0			
0- 0	0- 0	0- 0	NEUTRAL	0- 0	0- 0	0- 0			

RPI 1-25				RPI 26-50				RPI 51-100				RPI 101+ Team's RPI: 330			
RPI	S	Opponent	Score	RPI	S	Opponent	Score	RPI	S	Opponent	Score	RPI	S	Opponent	Score
20	A	Western Ky.	44 96					92	H	Kennesaw St.	73 66	117	A	Ole Miss	47 71
												136	H	East Tenn. St.	64 88
												148	A	Alabama	44 75
												188	H	Louisiana Tech	68 70
												207	A	Samford	50 61
												240	H	Eastern Ky.	56 62
												270	A	Southeast Mo. St.	38 66
												274	H	Jackson St.	71 75
												277	A	South Carolina St.	62 69
												307	A	Murray St.	81 102
LAST 12 Division I GAMES:															
274	H	Jackson St.	71 75	92	H	Kennesaw St.	73 66	117	A	Ole Miss	47 71				
188	H	Louisiana Tech	68 70	240	H	Eastern Ky.	56 62	277	A	South Carolina St.	62 69				
148	A	Alabama	44 75	136	H	East Tenn. St.	64 88	20	A	Western Ky.	44 96				
207	A	Samford	50 61												
307	A	Murray St.	81 102												
270	A	Southeast Mo. St.	38 66												

Non-Div I Games:

Alabama A&M

■ Loss,
■ Non-Conf, S Site,
■ Home
■ Away
N Neutral

Average RPI Win:	270	WON-LOST	WINNING	LAST 10	STRENGTH OF	OPP. STRENGTH	TEAM	ADJ.	CONF.	ADJ CONF.
Average RPI Loss:	180	RECORD	PCT. RANK	GAMES	SCHEDULE	OF SCHEDULE	RPI	RPI	RPI	RPI
DIV. I ONLY	2- 6	276	2- 6	330	166	304	304	33	33	
DIV. I NON-CONF.	1- 6	316	1- 6	307	221	311	311	30	30	
TOTALS	RPI 1-25	RPI 26-50	W-L RECORDS	RPI 51-100	RPI 101-150	RPI 150+				
2- 6	0- 1	0- 0	OVERALL	0- 1	0- 0	2- 4				
1- 0	0- 0	0- 0	HOME	0- 0	0- 0	1- 0				
1- 6	0- 1	0- 0	AWAY	0- 1	0- 0	1- 4				
0- 0	0- 0	0- 0	NEUTRAL	0- 0	0- 0	0- 0				
1- 6	0- 1	0- 0	NON-CONFERENCE	0- 1	0- 0	1- 4				
0- 0	0- 0	0- 0	HOME	0- 0	0- 0	0- 0				
1- 6	0- 1	0- 0	AWAY	0- 1	0- 0	1- 4				
0- 0	0- 0	0- 0	NEUTRAL	0- 0	0- 0	0- 0				
1- 0	0- 0	0- 0	CONFERENCE	0- 0	0- 0	1- 0				
1- 0	0- 0	0- 0	HOME	0- 0	0- 0	1- 0				
0- 0	0- 0	0- 0	AWAY	0- 0	0- 0	0- 0				
0- 0	0- 0	0- 0	NEUTRAL	0- 0	0- 0	0- 0				

RPI 1-25				RPI 26-50				RPI 51-100				RPI 101+ Team's RPI: 304			
RPI	S	Opponent	Score	RPI	S	Opponent	Score	RPI	S	Opponent	Score	RPI	S	Opponent	Score
20	A	Western Ky.	54 93					94	A	Georgia Tech	53 77	205	A	Troy	50 70
												207	A	Samford	43 56
												218	A	Savannah St.	62 71
												233	H	Grambling	53 30
												306	A	Florida A&M	64 49
												335	A	South Ala.	61 64
LAST 12 Division I GAMES:															
233	H	Grambling	53 30	207	A	Samford	43 56								
306	A	Florida A&M	64 49	94	A	Georgia Tech	53 77								
				205	A	Troy	50 70								
				20	A	Western Ky.	54 93								
				335	A	South Ala.	61 64								
				218	A	Savannah St.	62 71								

Non-Div I Games: Mobile 66 30 Bluefield St. 82 73 Stillman 75 66

Alabama St.

Loss, Non-Conf, S Site, H Home A Away N Neutral

Albany (NY)

Through Games Of Jan. 4, 2015

Average RPI Win:	217	WON-LOST	WINNING	LAST 10	STRENGTH OF	OPP. STRENGTH	TEAM	ADJ.	CONF.	ADJ CONF.
Average RPI Loss:	90	RECORD	PCT. RANK	GAMES	SCHEDULE	OF SCHEDULE	RPI	RPI	RPI	RPI
DIV. I ONLY	8- 6	139	0- 1	140	124	90	90	23	23	
DIV. I NON-CONF.	7- 6	154	0- 1	165	127	105	105	24	24	
TOTALS	RPI 1-25	RPI 26-50	W-L RECORDS	RPI 51-100	RPI 101-150	RPI 150+				
8- 6	0- 2	0- 1	OVERALL	0- 0	2- 2	6- 1				
1- 2	0- 0	0- 0	HOME	0- 0	0- 1	1- 1				
7- 4	0- 2	0- 1	AWAY	0- 0	2- 1	5- 0				
0- 0	0- 0	0- 0	NEUTRAL	0- 0	0- 0	0- 0				
7- 6	0- 2	0- 1	NON-CONFERENCE	0- 0	1- 2	6- 1				
1- 2	0- 0	0- 0	HOME	0- 0	0- 1	1- 1				
6- 4	0- 2	0- 1	AWAY	0- 0	1- 1	5- 0				
0- 0	0- 0	0- 0	NEUTRAL	0- 0	0- 0	0- 0				
1- 0	0- 0	0- 0	CONFERENCE	0- 0	1- 0	0- 0				
0- 0	0- 0	0- 0	HOME	0- 0	0- 0	0- 0				
1- 0	0- 0	0- 0	AWAY	0- 0	1- 0	0- 0				
0- 0	0- 0	0- 0	NEUTRAL	0- 0	0- 0	0- 0				

RPI 1-25				RPI 26-50				RPI 51-100				RPI 101+			
RPI	S	Opponent	Score	RPI	S	Opponent	Score	RPI	S	Opponent	Score	RPI	S	Opponent	Score
10	A	North Carolina	56 71	37	A	Quinnipiac	62 66					116	A	Maine	49 43
20	A	Western Ky.	54 63									124	H	Hofstra	55 65
												128	A	Marist	58 61
												135	A	Pepperdine	62 36
												186	A	Siena	76 57
												210	A	Cal St. Fullerton	71 49
												221	H	Northeastern	67 70
												235	A	Penn St.	54 53
												245	A	Canisius	64 59
												296	A	Colgate	67 48
												316	H	St. Francis Brooklyn	90 47
LAST 12 Division I GAMES:															
20	A	Western Ky.	54 63	135	A	Pepperdine	62 36								
116	A	Maine	49 43	37	A	Quinnipiac	62 66								
10	A	North Carolina	56 71	186	A	Siena	76 57								
221	H	Northeastern	67 70	128	A	Marist	58 61								
210	A	Cal St. Fullerton	71 49	296	A	Colgate	67 48								
245	A	Canisius	64 59	124	H	Hofstra	55 65								

Non-Div I Games:

Albany (NY)

■ Loss,
 ■ Non-Conf, S Site,
 ■ Home
 ■ Away
 N Neutral

Average RPI Win:	292	WON-LOST	WINNING	LAST 10	STRENGTH OF	OPP. STRENGTH	TEAM	ADJ.	CONF.	ADJ CONF.
Average RPI Loss:	211	RECORD	PCT. RANK	GAMES	SCHEDULE	OF SCHEDULE	RPI	RPI	RPI	RPI
DIV. I ONLY	1- 9	331	0- 1	279	314	342	342	33	33	
DIV. I NON-CONF.	1- 8	322	0- 0	245	305	334	334	30	30	
TOTALS	RPI 1-25	RPI 26-50	W-L RECORDS	RPI 51-100	RPI 101-150	RPI 150+				
1- 9	0- 0	0- 1	OVERALL	0- 1	0- 0	1- 7				
1- 3	0- 0	0- 0	HOME	0- 0	0- 0	1- 3				
0- 6	0- 0	0- 0	AWAY	0- 1	0- 0	0- 0				
0- 0	0- 0	0- 0	NEUTRAL	0- 0	0- 0	0- 0				
1- 8	0- 0	0- 1	NON-CONFERENCE	0- 1	0- 0	1- 6				
1- 2	0- 0	0- 0	HOME	0- 0	0- 0	1- 2				
0- 6	0- 0	0- 1	AWAY	0- 1	0- 0	0- 4				
0- 0	0- 0	0- 0	NEUTRAL	0- 0	0- 0	0- 0				
0- 1	0- 0	0- 0	CONFERENCE	0- 0	0- 0	0- 1				
0- 1	0- 0	0- 0	HOME	0- 0	0- 0	0- 1				
0- 0	0- 0	0- 0	AWAY	0- 0	0- 0	0- 0				
0- 0	0- 0	0- 0	NEUTRAL	0- 0	0- 0	0- 0				

RPI S	Opponent	Score	RPI S	Opponent	Score	RPI S	Opponent	Score	RPI S	Opponent	Score	Team's RPI: 342
27	A Nebraska	49 83	88	A Michigan St.	41 77	178	H La.-Lafayette	57 64	214	H Central Ark.	36 62	
						239	A Rice	33 61	260	H Texas Southern	66 75	
						280	A UAB	43 57	290	A UTEP	53 63	
						292	H La.-Monroe	62 53	323	A Omaha	39 59	
LAST 12 Division I GAMES:												
260	H Texas Southern	66 75	214	H Central Ark.	36 62							
290	A UTEP	53 63	239	A Rice	33 61							
178	H La.-Lafayette	57 64	280	A UAB	43 57							
88	A Michigan St.	41 77	27	A Nebraska	49 83							
292	H La.-Monroe	62 53	323	A Omaha	39 59							

Non-Div I Games:

Alcorn

■ Loss,
 ■ Non-Conf,
 ■ S Site,
 ■ H Home
 ■ A Away
 N Neutral

Average RPI Win:	227	WON-LOST	WINNING	LAST 10	STRENGTH OF	OPP. STRENGTH	TEAM	ADJ.	CONF.	ADJ CONF.
Average RPI Loss:	65	RECORD	PCT. RANK	GAMES	SCHEDULE	OF SCHEDULE	RPI	RPI	RPI	RPI
DIV. I ONLY	7- 6	156	7- 3	25	197	68	68	22	22	
DIV. I NON-CONF.	5- 6	175	5- 5	25	162	84	84	23	23	
TOTALS	RPI 1-25	RPI 26-50	W-L RECORDS	RPI 51-100	RPI 101-150	RPI 150+				
7- 6	0- 4	1- 0	OVERALL	0- 0	1- 1	5- 1				
1- 3	0- 3	0- 0	HOME	0- 0	0- 0	1- 0				
4- 3	0- 1	0- 0	AWAY	0- 0	1- 1	3- 1				
2- 0	0- 0	1- 0	NEUTRAL	0- 0	0- 0	1- 0				
5- 6	0- 4	1- 0	NON-CONFERENCE	0- 0	0- 1	4- 1				
1- 3	0- 3	0- 0	HOME	0- 0	0- 0	1- 0				
2- 3	0- 1	0- 0	AWAY	0- 0	0- 1	2- 1				
2- 0	0- 0	1- 0	NEUTRAL	0- 0	0- 0	1- 0				
2- 0	0- 0	0- 0	CONFERENCE	0- 0	1- 0	1- 0				
0- 0	0- 0	0- 0	HOME	0- 0	0- 0	0- 0				
2- 0	0- 0	0- 0	AWAY	0- 0	1- 0	1- 0				
0- 0	0- 0	0- 0	NEUTRAL	0- 0	0- 0	0- 0				

RPI 1-25				RPI 26-50				RPI 51-100				RPI 101+			
RPI	S	Opponent	Score	RPI	S	Opponent	Score	RPI	S	Opponent	Score	RPI	S	Opponent	Score
16	H	James Madison	65 69	47	N	Gonzaga	59 56					147	A	Bucknell	60 55
17	A	Maryland	50 94									149	A	Massachusetts	61 71
21	H	George Washington	52 63									166	A	Wake Forest	64 77
23	H	Princeton	56 63									191	N	Oregon	72 64
												246	A	Holy Cross	74 63
												314	A	Manhattan	60 52
												322	A	UMES	64 52
												325	H	UMBC	77 51
LAST 12 Division I GAMES:															
147	A	Bucknell	60 55	246	A	Holy Cross	74 63								
166	A	Wake Forest	64 77	325	H	UMBC	77 51								
322	A	UMES	64 52	191	N	Oregon	72 64								
314	A	Manhattan	60 52	47	N	Gonzaga	59 56								
17	A	Maryland	50 94	23	H	Princeton	56 63								
149	A	Massachusetts	61 71	16	H	James Madison	65 69								

Non-Div I Games:

American

 Loss,
 Non-Conf,
 S Site,
 H Home
 A Away
N Neutral

Average RPI Win:	242	WON-LOST	WINNING	LAST 10	STRENGTH OF	OPP. STRENGTH	TEAM	ADJ.	CONF.	ADJ CONF.
Average RPI Loss:	85	RECORD	PCT. RANK	GAMES	SCHEDULE	OF SCHEDULE	RPI	RPI	RPI	RPI
DIV. I ONLY	4- 5	197	4- 5	100	135	139	139	18	18	
DIV. I NON-CONF.	4- 4	157	4- 4	96	153	126	126	18	18	
TOTALS	RPI 1-25	RPI 26-50	W-L RECORDS	RPI 51-100	RPI 101-150	RPI 150+				
4- 5	0- 2	0- 0	OVERALL	0- 2	1- 0	3- 1				
3- 1	0- 0	0- 0	HOME	0- 0	0- 0	3- 1				
1- 4	0- 2	0- 0	AWAY	0- 2	1- 0	0- 0				
0- 0	0- 0	0- 0	NEUTRAL	0- 0	0- 0	0- 0				
4- 4	0- 2	0- 0	NON-CONFERENCE	0- 1	1- 0	3- 1				
3- 1	0- 0	0- 0	HOME	0- 0	0- 0	3- 1				
1- 3	0- 2	0- 0	AWAY	0- 1	1- 0	0- 0				
0- 0	0- 0	0- 0	NEUTRAL	0- 0	0- 0	0- 0				
0- 1	0- 0	0- 0	CONFERENCE	0- 1	0- 0	0- 0				
0- 0	0- 0	0- 0	HOME	0- 0	0- 0	0- 0				
0- 1	0- 0	0- 0	AWAY	0- 1	0- 0	0- 0				
0- 0	0- 0	0- 0	NEUTRAL	0- 0	0- 0	0- 0				

RPI 1-25				RPI 26-50				RPI 51-100				RPI 101+ Team's RPI: 139			
RPI	S	Opponent	Score	RPI	S	Opponent	Score	RPI	S	Opponent	Score	RPI	S	Opponent	Score
3	A	Kentucky	74 111					78	A	Arkansas St.	75 89	136	A	East Tenn. St.	76 70
10	A	North Carolina	52 84					80	A	Furman	79 84	215	H	N.C. A&T	72 70
												255	H	Radford	67 68
												283	H	UNCW	82 72
												333	H	Gardner-Webb	77 69
LAST 12 Division I GAMES:															
215	H	N.C. A&T	72 70	78	A	Arkansas St.	75 89								
10	A	North Carolina	52 84	136	A	East Tenn. St.	76 70								
80	A	Furman	79 84	3	A	Kentucky	74 111								
255	H	Radford	67 68												
333	H	Gardner-Webb	77 69												
283	H	UNCW	82 72												

Non-Div I Games: Catawba 81 64

Appalachian St.

■ Loss,
 ■ Non-Conf, S Site,
 ■ Home
 ■ Away
 N Neutral

Average RPI Win:	257	WON-LOST	WINNING	LAST 10	STRENGTH OF	OPP. STRENGTH	TEAM	ADJ.	CONF.	ADJ CONF.
Average RPI Loss:	110	RECORD	PCT. RANK	GAMES	SCHEDULE	OF SCHEDULE	RPI	RPI	RPI	RPI
DIV. I ONLY	7- 5	131	0- 1	245	229	187	187	4	4	
DIV. I NON-CONF.	7- 4	107	0- 1	292	241	184	184	3	3	
TOTALS	RPI 1-25	RPI 26-50	W-L RECORDS	RPI 51-100	RPI 101-150	RPI 150+				
7- 5	0- 0	0- 1	OVERALL	0- 3	0- 0	7- 1				
5- 2	0- 0	0- 1	HOME	0- 1	0- 0	5- 0				
2- 2	0- 0	0- 0	AWAY	0- 0	0- 0	2- 0				
0- 1	0- 0	0- 0	NEUTRAL	0- 1	0- 0	0- 0				
7- 4	0- 0	0- 0	NON-CONFERENCE	0- 3	0- 0	7- 1				
5- 1	0- 0	0- 0	HOME	0- 1	0- 0	5- 0				
2- 2	0- 0	0- 0	AWAY	0- 1	0- 0	2- 1				
0- 1	0- 0	0- 0	NEUTRAL	0- 1	0- 0	0- 0				
0- 1	0- 0	0- 1	CONFERENCE	0- 0	0- 0	0- 0				
0- 1	0- 0	0- 1	HOME	0- 0	0- 0	0- 0				
0- 0	0- 0	0- 0	AWAY	0- 0	0- 0	0- 0				
0- 0	0- 0	0- 0	NEUTRAL	0- 0	0- 0	0- 0				

RPI S	Opponent	Score	RPI S	Opponent	Score	RPI S	Opponent	Score	RPI S	Opponent	Score	Team's RPI: 187
48	H Washington St.	70 81	72	A Texas Tech	54 57	166	A Wake Forest	72 69				
			73	N Toledo	54 69	199	H UT Martin	61 56				
			98	H Bakersfield	72 76	233	H Grambling	65 51				
						258	A Stephen F. Austin	60 72				
						266	H Southern U.	56 45				
						280	H UAB	49 44				
						310	A FIU	65 58				
						344	H UC Santa Barbara	61 34				
LAST 12 Division I GAMES:												
280	H UAB	49 44	73	N Toledo	54 69							
266	H Southern U.	56 45	48	H Washington St.	70 81							
166	A Wake Forest	72 69	199	H UT Martin	61 56							
233	H Grambling	65 51	258	A Stephen F. Austin	60 72							
310	A FIU	65 58	72	A Texas Tech	54 57							
344	H UC Santa Barbara	61 34	98	H Bakersfield	72 76							

Non-Div I Games:

Arizona

■ Loss,
 ■ Non-Conf,
 ■ S Site,
 ■ H Home
 ■ A Away
 N Neutral

Average RPI Win:	115	WON-LOST	WINNING	LAST 10	STRENGTH OF	OPP. STRENGTH	TEAM	ADJ.	CONF.	ADJ CONF.
Average RPI Loss:	7	RECORD	PCT. RANK	GAMES	SCHEDULE	OF SCHEDULE	RPI	RPI	RPI	RPI
DIV. I ONLY	12- 1	9	2- 0	20	20	4	4	4	4	
DIV. I NON-CONF.	11- 1	11	2- 0	40	19	5	5	3	3	
TOTALS	RPI 1-25	RPI 26-50	W-L RECORDS	RPI 51-100	RPI 101-150	RPI 150+				
12- 1	1- 1	3- 0	OVERALL	2- 0	3- 0	3- 0				
8- 0	1- 0	2- 0	HOME	2- 0	1- 0	2- 0				
2- 0	0- 0	0- 0	AWAY	0- 0	1- 0	1- 0				
2- 1	0- 1	1- 0	NEUTRAL	0- 0	1- 0	0- 0				
11- 1	0- 1	3- 0	NON-CONFERENCE	2- 0	3- 0	3- 0				
7- 0	0- 0	2- 0	HOME	2- 0	1- 0	2- 0				
2- 0	0- 0	0- 0	AWAY	0- 0	1- 0	1- 0				
2- 1	0- 1	1- 0	NEUTRAL	0- 0	1- 0	0- 0				
1- 0	1- 0	0- 0	CONFERENCE	0- 0	0- 0	0- 0				
1- 0	1- 0	0- 0	HOME	0- 0	0- 0	0- 0				
0- 0	0- 0	0- 0	AWAY	0- 0	0- 0	0- 0				
0- 0	0- 0	0- 0	NEUTRAL	0- 0	0- 0	0- 0				

RPI 1-25				Team's RPI: 4				RPI 26-50				RPI 51-100				RPI 101+			
RPI	S	Opponent	Score					RPI	S	Opponent	Score					RPI	S	Opponent	Score
7	N	Green Bay	57 63					26	H	Middle Tenn.	81 67					97	H	Lehigh	81 61
22	H	Washington	62 48					39	H	Northwestern	88 75					98	H	Bakersfield	83 54
								41	N	Vanderbilt	72 67								
LAST 12 Division I GAMES:																			
								97	H	Lehigh	81 61					39	H	Northwestern	88 75
								317	A	Illinois St.	89 44					41	N	Vanderbilt	72 67
								146	H	UC Davis	72 51					22	H	Washington	62 48
								216	H	SMU	77 42					160	H	Yale	69 51
								7	N	Green Bay	57 63					101	A	Miami (FL)	65 61
								114	N	Villanova	51 46					98	H	Bakersfield	83 54

Non-Div I Games:

Arizona St.

■ Loss,
■ Non-Conf,
■ S Site,
■ H Home
■ A Away
N Neutral

Average RPI Win:	312	WON-LOST	WINNING	LAST 10	STRENGTH OF	OPP. STRENGTH	TEAM	ADJ.	CONF.	ADJ CONF.
Average RPI Loss:	131	RECORD	PCT. RANK	GAMES	SCHEDULE	OF SCHEDULE	RPI	RPI	RPI	RPI
DIV. I ONLY	1- 8	328	0- 1	33	266	253	253	33	33	
DIV. I NON-CONF.	0- 8	338	0- 2	7	296	250	250	30	30	
TOTALS	RPI 1-25	RPI 26-50	W-L RECORDS	RPI 51-100	RPI 101-150	RPI 150+				
1- 8	0- 0	0- 2	OVERALL	0- 2	0- 2	1- 2				
1- 0	0- 0	0- 0	HOME	0- 0	0- 0	1- 0				
0- 8	0- 0	0- 0	AWAY	0- 0	0- 0	0- 0				
0- 0	0- 0	0- 0	NEUTRAL	0- 0	0- 0	0- 0				
0- 8	0- 0	0- 2	NON-CONFERENCE	0- 2	0- 2	0- 2				
0- 0	0- 0	0- 0	HOME	0- 0	0- 0	0- 0				
0- 8	0- 0	0- 2	AWAY	0- 2	0- 2	0- 2				
0- 0	0- 0	0- 0	NEUTRAL	0- 0	0- 0	0- 0				
1- 0	0- 0	0- 0	CONFERENCE	0- 0	0- 0	1- 0				
1- 0	0- 0	0- 0	HOME	0- 0	0- 0	1- 0				
0- 0	0- 0	0- 0	AWAY	0- 0	0- 0	0- 0				
0- 0	0- 0	0- 0	NEUTRAL	0- 0	0- 0	0- 0				

RPI S	Opponent	Score	RPI S	Opponent	Score	RPI S	Opponent	Score	RPI S	Opponent	Score	Team's RPI: 253
32	A Mississippi St.	26 83	35	A Wichita St.	26 55	55	A Iowa St.	56 82	115	A Xavier	52 89	
						79	A Oklahoma St.	45 90	148	A Alabama	27 71	
									280	A UAB	56 65	
									305	A Cincinnati	57 73	
									312	H Mississippi Val.	65 47	
LAST 12 Division I GAMES:												
280	A UAB	56 65	115	A Xavier	52 89							
148	A Alabama	27 71	35	A Wichita St.	26 55							
55	A Iowa St.	56 82	312	H Mississippi Val.	65 47							
79	A Oklahoma St.	45 90	32	A Mississippi St.	26 83							
305	A Cincinnati	57 73										

Non-Div I Games: Talladega 66 70 Philander Smith 76 62 Lane 83 54

Ark.-Pine Bluff

Loss, Non-Conf, S Site, H Home A Away N Neutral

Arkansas

Through Games Of Jan. 4, 2015

Average RPI Win:	157	WON-LOST	WINNING	LAST 10	STRENGTH OF	OPP. STRENGTH	TEAM	ADJ.	CONF.	ADJ CONF.
Average RPI Loss:	69	RECORD	PCT. RANK	GAMES	SCHEDULE	OF SCHEDULE	RPI	RPI	RPI	RPI
DIV. I ONLY	10- 4	66	6- 4	98	28	63	63	5	5	
DIV. I NON-CONF.	10- 2	31	8- 2	162	18	60	60	5	5	
TOTALS	RPI 1-25	RPI 26-50	W-L RECORDS	RPI 51-100	RPI 101-150	RPI 150+				
10- 4	1- 0	1- 1	OVERALL	1- 2	1- 1	6- 0				
5- 3	0- 0	0- 1	HOME	1- 2	0- 0	4- 0				
3- 1	0- 0	1- 0	AWAY	0- 0	0- 1	2- 0				
2- 0	1- 0	0- 0	NEUTRAL	0- 0	1- 0	0- 0				
10- 2	1- 0	1- 0	NON-CONFERENCE	1- 2	1- 0	6- 0				
5- 2	0- 0	0- 0	HOME	1- 2	0- 0	4- 0				
3- 0	0- 0	1- 0	AWAY	0- 0	0- 0	2- 0				
2- 0	1- 0	0- 0	NEUTRAL	0- 0	1- 0	0- 0				
0- 2	0- 0	0- 1	CONFERENCE	0- 0	0- 1	0- 0				
0- 1	0- 0	0- 1	HOME	0- 0	0- 0	0- 0				
0- 1	0- 0	0- 0	AWAY	0- 0	0- 1	0- 0				
0- 0	0- 0	0- 0	NEUTRAL	0- 0	0- 0	0- 0				

RPI 1-25				RPI 26-50				RPI 51-100				Team's RPI: 63	RPI 101+			
RPI	S	Opponent	Score	RPI	S	Opponent	Score	RPI	S	Opponent	Score		RPI	S	Opponent	Score
9	N	Iowa	77 67	26	A	Middle Tenn.	58 51	53	H	Rutgers	52 64		117	A	Ole Miss	57 71
				36	H	Texas A&M	50 52	61	H	Oklahoma	71 64		129	N	Richmond	74 55
								69	H	South Dakota St.	75 80		183	H	Northwestern St.	78 30
													190	A	Missouri St.	59 50
													218	H	Savannah St.	75 46
													233	H	Grambling	77 35
													244	A	Tulsa	64 53
													272	H	Nicholls St.	63 52
LAST 12 Division I GAMES:																
				36	H	Texas A&M	50 52						117	A	Ole Miss	57 71
				69	H	South Dakota St.	75 80						233	H	Grambling	77 35
				129	N	Richmond	74 55						61	H	Oklahoma	71 64
				9	N	Iowa	77 67						244	A	Tulsa	64 53
				183	H	Northwestern St.	78 30						190	A	Missouri St.	59 50
				26	A	Middle Tenn.	58 51						53	H	Rutgers	52 64

Non-Div I Games:

Arkansas

■ Loss,
■ Non-Conf, S Site,
■ Home
■ Away
N Neutral

Average RPI Win:	217	WON-LOST	WINNING	LAST 10	STRENGTH OF	OPP. STRENGTH	TEAM	ADJ.	CONF.	ADJ CONF.
Average RPI Loss:	43	RECORD	PCT. RANK	GAMES	SCHEDULE	OF SCHEDULE	RPI	RPI	RPI	RPI
DIV. I ONLY	6- 5	147	0- 1	101	29	78	78	18	18	
DIV. I NON-CONF.	4- 5	187	0- 1	38	22	73	73	18	18	
TOTALS	RPI 1-25	RPI 26-50	W-L RECORDS	RPI 51-100	RPI 101-150	RPI 150+				
6- 5	0- 1	1- 2	OVERALL	0- 2	1- 0	4- 0				
3- 1	0- 1	1- 0	HOME	0- 0	1- 0	1- 0				
3- 4	0- 0	0- 2	AWAY	0- 2	0- 0	3- 0				
0- 0	0- 0	0- 0	NEUTRAL	0- 0	0- 0	0- 0				
4- 5	0- 1	1- 2	NON-CONFERENCE	0- 2	0- 0	3- 0				
2- 1	0- 1	1- 0	HOME	0- 0	0- 0	1- 0				
2- 4	0- 0	0- 2	AWAY	0- 2	0- 0	2- 0				
0- 0	0- 0	0- 0	NEUTRAL	0- 0	0- 0	0- 0				
2- 0	0- 0	0- 0	CONFERENCE	0- 0	1- 0	1- 0				
1- 0	0- 0	0- 0	HOME	0- 0	1- 0	0- 0				
1- 0	0- 0	0- 0	AWAY	0- 0	0- 0	1- 0				
0- 0	0- 0	0- 0	NEUTRAL	0- 0	0- 0	0- 0				

RPI 1-25				RPI 26-50				RPI 51-100				RPI 101+			
RPI	S	Opponent	Score	RPI	S	Opponent	Score	RPI	S	Opponent	Score	RPI	S	Opponent	Score
14	H	FGCU	68 74	28	A	Ohio St.	52 67	67	A	Colorado	69 80	139	H	Appalachian St.	89 75
				32	A	Mississippi St.	83 93	76	A	Kansas	48 62	190	A	Missouri St.	78 62
				43	H	Chattanooga	57 52					274	H	Jackson St.	92 60
												318	A	Kent St.	59 44
												335	A	South Ala.	62 50
LAST 12 Division I GAMES:															
67	A	Colorado	69 80	139	H	Appalachian St.	89 75								
28	A	Ohio St.	52 67	335	A	South Ala.	62 50								
43	H	Chattanooga	57 52	14	H	FGCU	68 74								
32	A	Mississippi St.	83 93	190	A	Missouri St.	78 62								
274	H	Jackson St.	92 60	318	A	Kent St.	59 44								
				76	A	Kansas	48 62								

Non-Div I Games: Christian Bros. 79 39

Arkansas St.

■ Loss,
 ■ Non-Conf, S Site,
 ■ Home
 ■ Away
 N Neutral

Average RPI Win: 271	WON-LOST	WINNING	LAST 10	STRENGTH OF	OPP. STRENGTH	TEAM	ADJ.	CONF.	ADJ CONF.
Average RPI Loss: 144	RECORD	PCT. RANK	GAMES	SCHEDULE	OF SCHEDULE	RPI	RPI	RPI	RPI
DIV. I ONLY	8- 3	62	7- 2	342	260	168	168	22	22
DIV. I NON-CONF.	7- 2	49	7- 2	346	269	166	166	23	23
TOTALS	RPI 1-25	RPI 26-50	W-L RECORDS	RPI 51-100	RPI 101-150	RPI 150+			
8- 3	0- 0	0- 1	OVERALL	0- 0	1- 1	7- 1			
4- 0	0- 0	0- 0	HOME	0- 0	0- 0	4- 0			
4- 3	0- 0	0- 1	AWAY	0- 0	1- 1	3- 1			
0- 0	0- 0	0- 0	NEUTRAL	0- 0	0- 0	0- 0			
7- 2	0- 0	0- 1	NON-CONFERENCE	0- 0	1- 0	6- 1			
3- 0	0- 0	0- 0	HOME	0- 0	0- 0	3- 0			
4- 2	0- 0	0- 1	AWAY	0- 0	1- 0	3- 1			
0- 0	0- 0	0- 0	NEUTRAL	0- 0	0- 0	0- 0			
1- 1	0- 0	0- 0	CONFERENCE	0- 0	0- 1	1- 0			
1- 0	0- 0	0- 0	HOME	0- 0	0- 0	1- 0			
0- 1	0- 0	0- 0	AWAY	0- 0	0- 1	0- 0			
0- 0	0- 0	0- 0	NEUTRAL	0- 0	0- 0	0- 0			

RPI 1-25			RPI 26-50			RPI 51-100			RPI 101+			Team's RPI: 168
RPI	S	Opponent	Score	RPI	S	Opponent	Score	RPI	S	Opponent	Score	
				37	A	Quinnipiac	64 79					
								107	A	Lafayette	60 71	
								135	A	Pepperdine	56 44	
								154	A	Central Conn. St.	74 60	
								247	H	Stony Brook	68 59	
								287	A	Fairleigh Dickinson	48 56	
								308	H	Loyola Maryland	55 44	
								314	A	Manhattan	81 49	
								316	H	St. Francis Brooklyn	61 55	
								344	A	UC Santa Barbara	61 39	
								348	H	Air Force	79 35	
LAST 12 Division I GAMES:												
308	H	Loyola Maryland	55 44	154	A	Central Conn. St.	74 60					
107	A	Lafayette	60 71	316	H	St. Francis Brooklyn	61 55					
314	A	Manhattan	81 49	287	A	Fairleigh Dickinson	48 56					
247	H	Stony Brook	68 59	135	A	Pepperdine	56 44					
37	A	Quinnipiac	64 79	344	A	UC Santa Barbara	61 39					
				348	H	Air Force	79 35					

Non-Div I Games: St. Thomas Aquinas 70 45

Army

■ Loss,
 ■ Non-Conf,
 ■ S Site,
 ■ H Home
 ■ A Away
 N Neutral

Average RPI Win:	208	WON-LOST	WINNING	LAST 10	STRENGTH OF	OPP. STRENGTH	TEAM	ADJ.	CONF.	ADJ CONF.
Average RPI Loss:	88	RECORD	PCT. RANK	GAMES	SCHEDULE	OF SCHEDULE	RPI	RPI	RPI	RPI
DIV. I ONLY	9- 6	122	6- 4	163	43	112	112	5	5	
DIV. I NON-CONF.	9- 4	83	6- 4	234	30	97	97	5	5	
TOTALS	RPI 1-25	RPI 26-50	W-L RECORDS	RPI 51-100	RPI 101-150	RPI 150+				
9- 6	1- 1	0- 1	OVERALL	0- 2	0- 0	8- 2				
7- 1	1- 0	0- 0	HOME	0- 0	0- 0	6- 1				
1- 4	0- 1	0- 1	AWAY	0- 1	0- 0	1- 1				
1- 1	0- 0	0- 0	NEUTRAL	0- 1	0- 0	1- 0				
9- 4	1- 0	0- 1	NON-CONFERENCE	0- 2	0- 0	8- 1				
7- 0	1- 0	0- 0	HOME	0- 0	0- 0	6- 0				
1- 3	0- 0	0- 1	AWAY	0- 1	0- 0	1- 1				
1- 1	0- 0	0- 0	NEUTRAL	0- 1	0- 0	1- 0				
0- 2	0- 1	0- 0	CONFERENCE	0- 0	0- 0	0- 1				
0- 1	0- 0	0- 0	HOME	0- 0	0- 0	0- 1				
0- 1	0- 1	0- 0	AWAY	0- 0	0- 0	0- 0				
0- 0	0- 0	0- 0	NEUTRAL	0- 0	0- 0	0- 0				

RPI	S	Opponent	Score	RPI	S	Opponent	Score	RPI	S	Opponent	Score	RPI	S	Opponent	Score	Team's RPI: 112
13	A	South Carolina	58 77	31	A	St. John's (NY)	49 56	52	N	Hampton	42 44	158	A	Winthrop	54 56	
14	H	FGCU	72 69					91	A	Virginia	51 66	181	H	Florida	50 63	
												205	H	Troy	71 54	
												207	H	Samford	64 41	
												216	N	SMU	56 43	
												218	H	Savannah St.	62 56	
												222	H	Southeastern La.	72 44	
												233	H	Grambling	92 42	
												251	H	Marquette	79 53	
												310	A	FIU	81 44	
LAST 12 Division I GAMES:																
181	H	Florida	50 63	310	A	FIU	81 44									
13	A	South Carolina	58 77	216	N	SMU	56 43									
52	N	Hampton	42 44	31	A	St. John's (NY)	49 56									
251	H	Marquette	79 53	218	H	Savannah St.	62 56									
158	A	Winthrop	54 56	207	H	Samford	64 41									
91	A	Virginia	51 66	222	H	Southeastern La.	72 44									

Non-Div I Games:

Auburn

 Loss,
 Non-Conf,
S Site,
 Home
 Away
N Neutral

Average RPI Win:	244	WON-LOST	WINNING	LAST 10	STRENGTH OF	OPP. STRENGTH	TEAM	ADJ.	CONF.	ADJ CONF.
Average RPI Loss:	143	RECORD	PCT. RANK	GAMES	SCHEDULE	OF SCHEDULE	RPI	RPI	RPI	RPI
DIV. I ONLY	3- 10	289	2- 7	123	280	250	250	27	27	
DIV. I NON-CONF.	2- 10	310	2- 8	117	280	275	275	27	27	
TOTALS	RPI 1-25	RPI 26-50	W-L RECORDS	RPI 51-100	RPI 101-150	RPI 150+				
3- 10	0- 1	0- 1	OVERALL	0- 0	0- 3	3- 5				
1- 3	0- 1	0- 0	HOME	0- 0	0- 2	1- 0				
1- 6	0- 0	0- 1	AWAY	0- 0	0- 1	1- 4				
1- 1	0- 0	0- 0	NEUTRAL	0- 0	0- 0	1- 1				
2- 10	0- 1	0- 1	NON-CONFERENCE	0- 0	0- 3	2- 5				
1- 3	0- 1	0- 0	HOME	0- 0	0- 2	1- 0				
0- 6	0- 0	0- 1	AWAY	0- 0	0- 1	0- 4				
1- 1	0- 0	0- 0	NEUTRAL	0- 0	0- 0	1- 1				
1- 0	0- 0	0- 0	CONFERENCE	0- 0	0- 0	1- 0				
0- 0	0- 0	0- 0	HOME	0- 0	0- 0	0- 0				
1- 0	0- 0	0- 0	AWAY	0- 0	0- 0	1- 0				
0- 0	0- 0	0- 0	NEUTRAL	0- 0	0- 0	0- 0				

RPI S	Opponent	Score	RPI S	Opponent	Score	RPI S	Opponent	Score	RPI S	Opponent	Score	Team's RPI: 250
20	H Western Ky.	68 91	43	A Chattanooga	65 76				125	H Southern Ill.	65 75	
									142	A Memphis	60 65	
									150	H Wright St.	73 85	
									151	A Southern Miss.	71 80	
									153	A Montana	62 83	
									180	N Saint Louis	86 81	
									192	A Evansville	68 72	
									214	A Central Ark.	54 63	
									240	A Eastern Ky.	81 71	
									243	N Oral Roberts	60 73	
									311	H Grand Canyon	84 77	
LAST 12 Division I GAMES:												
240	A Eastern Ky.	81 71	180	N Saint Louis	86 81							
214	A Central Ark.	54 63	20	H Western Ky.	68 91							
153	A Montana	62 83	125	H Southern Ill.	65 75							
43	A Chattanooga	65 76	142	A Memphis	60 65							
311	H Grand Canyon	84 77	243	N Oral Roberts	60 73							
192	A Evansville	68 72	151	A Southern Miss.	71 80							

Non-Div I Games: Brescia 99 63

Austin Peay

■ Loss,
 ■ Non-Conf,
 ■ S Site,
 ■ H Home
 ■ A Away
 N Neutral

Average RPI Win:	206	WON-LOST	WINNING	LAST 10	STRENGTH OF	OPP. STRENGTH	TEAM	ADJ.	CONF.	ADJ CONF.
Average RPI Loss:	57	RECORD	PCT. RANK	GAMES	SCHEDULE	OF SCHEDULE	RPI	RPI	RPI	RPI
DIV. I ONLY	10- 4	66	8- 2	176	75	85	85	7	7	
DIV. I NON-CONF.	7- 3	82	6- 1	161	124	86	86	9	9	
TOTALS	RPI 1-25	RPI 26-50	W-L RECORDS	RPI 51-100	RPI 101-150	RPI 150+				
10- 4	0- 0	0- 2	OVERALL	0- 2	2- 0	8- 0				
6- 1	0- 0	0- 0	HOME	0- 1	2- 0	4- 0				
3- 2	0- 0	0- 1	AWAY	0- 1	0- 0	3- 0				
1- 1	0- 0	0- 1	NEUTRAL	0- 0	0- 0	1- 0				
7- 3	0- 0	0- 1	NON-CONFERENCE	0- 2	1- 0	6- 0				
4- 1	0- 0	0- 0	HOME	0- 1	1- 0	3- 0				
2- 1	0- 0	0- 0	AWAY	0- 1	0- 0	2- 0				
1- 1	0- 0	0- 1	NEUTRAL	0- 0	0- 0	1- 0				
3- 1	0- 0	0- 1	CONFERENCE	0- 0	1- 0	2- 0				
2- 0	0- 0	0- 0	HOME	0- 0	1- 0	1- 0				
1- 1	0- 0	0- 1	AWAY	0- 0	0- 0	1- 0				
0- 0	0- 0	0- 0	NEUTRAL	0- 0	0- 0	0- 0				

RPI 1-25	RPI 26-50	RPI 51-100	Team's RPI: 85	RPI 101+
RPI S Opponent Score	RPI S Opponent Score	RPI S Opponent Score		RPI S Opponent Score
	29 N Oregon St. 61 71	69 A South Dakota St. 65 75		126 H Colorado St. 69 58
	47 A Gonzaga 62 78	84 H CSUN 54 63		138 H San Francisco 65 62
				162 N Butler 81 62
				189 H Santa Clara 84 55
				203 A Utah 60 56
				208 H Nevada 65 60
				236 A Portland 83 79
				247 A Utah St. 62 58
				269 H UNLV 76 61
				284 H Weber St. 64 53
LAST 12 Division I GAMES:				
	138 H San Francisco 65 62	47 A Gonzaga 62 78		
	189 H Santa Clara 84 55	247 A Utah St. 62 58		
	236 A Portland 83 79	203 A Utah 60 56		
	29 N Oregon St. 61 71	284 H Weber St. 64 53		
	162 N Butler 81 62	126 H Colorado St. 69 58		
	208 H Nevada 65 60	269 H UNLV 76 61		

Non-Div I Games: BYU-Hawaii 73 52

BYU

■ Loss,
 ■ Non-Conf, S Site,
 ■ Home
 ■ Away
 N Neutral

Bakersfield

Through Games Of Jan. 4, 2015

Average RPI Win:	211	WON-LOST	WINNING	LAST 10	STRENGTH OF	OPP. STRENGTH	TEAM	ADJ.	CONF.	ADJ CONF.
Average RPI Loss:	146	RECORD	PCT. RANK	GAMES	SCHEDULE	OF SCHEDULE	RPI	RPI	RPI	RPI
DIV. I ONLY	9- 4	78	7- 3	235	121	98	98	30	30	
DIV. I NON-CONF.	9- 4	83	7- 4	231	120	94	94	33	33	
TOTALS	RPI 1-25	RPI 26-50	W-L RECORDS	RPI 51-100	RPI 101-150	RPI 150+				
9- 4	1- 1	0- 1	OVERALL	0- 0	2- 0	6- 2				
7- 0	1- 0	0- 0	HOME	0- 0	2- 0	4- 0				
2- 4	0- 1	0- 1	AWAY	0- 0	0- 0	2- 2				
0- 0	0- 0	0- 0	NEUTRAL	0- 0	0- 0	0- 0				
9- 4	1- 1	0- 1	NON-CONFERENCE	0- 0	2- 0	6- 2				
7- 0	1- 0	0- 0	HOME	0- 0	2- 0	4- 0				
2- 4	0- 1	0- 1	AWAY	0- 0	0- 0	2- 2				
0- 0	0- 0	0- 0	NEUTRAL	0- 0	0- 0	0- 0				
0- 0	0- 0	0- 0	CONFERENCE	0- 0	0- 0	0- 0				
0- 0	0- 0	0- 0	HOME	0- 0	0- 0	0- 0				
0- 0	0- 0	0- 0	AWAY	0- 0	0- 0	0- 0				
0- 0	0- 0	0- 0	NEUTRAL	0- 0	0- 0	0- 0				

RPI 1-25				RPI 26-50				RPI 51-100				Team's RPI: 98		RPI 101+			
RPI	S	Opponent	Score	RPI	S	Opponent	Score	RPI	S	Opponent	Score			RPI	S	Opponent	Score
4	A	Arizona St.	54 83	27	A	Nebraska	45 54							105	H	UC Riverside	66 65
24	H	Fresno St.	80 60											143	H	Hawaii	78 69
														187	A	Arizona	76 72
														230	A	Cal Poly	66 71
														269	H	UNLV	74 71
														273	A	UC Irvine	68 65
														273	H	UC Irvine	80 70
														275	H	LIU Brooklyn	84 53
														323	A	Omaha	68 80
														348	H	Air Force	96 56
LAST 12 Division I GAMES:																	
230	A	Cal Poly	66 71	269	H	UNLV	74 71										
275	H	LIU Brooklyn	84 53	273	A	UC Irvine	68 65										
143	H	Hawaii	78 69	27	A	Nebraska	45 54										
24	H	Fresno St.	80 60	323	A	Omaha	68 80										
4	A	Arizona St.	54 83	105	H	UC Riverside	66 65										
187	A	Arizona	76 72	273	H	UC Irvine	80 70										

Non-Div I Games: Fresno Pacific 82 60

Bakersfield

Loss, Non-Conf, S Site, H Home A Away N Neutral

Average RPI Win:	246	WON-LOST	WINNING	LAST 10	STRENGTH OF	OPP. STRENGTH	TEAM	ADJ.	CONF.	ADJ CONF.
Average RPI Loss:	81	RECORD	PCT. RANK	GAMES	SCHEDULE	OF SCHEDULE	RPI	RPI	RPI	RPI
DIV. I ONLY	5- 7	205	4- 6	113	115	165	165	16	16	
DIV. I NON-CONF.	4- 7	218	4- 7	133	37	208	208	16	16	
TOTALS	RPI 1-25	RPI 26-50	W-L RECORDS	RPI 51-100	RPI 101-150	RPI 150+				
5- 7	0- 2	0- 1	OVERALL	0- 1	0- 1	5- 2				
4- 2	0- 0	0- 1	HOME	0- 0	0- 1	4- 0				
1- 5	0- 2	0- 0	AWAY	0- 1	0- 0	1- 2				
0- 0	0- 0	0- 0	NEUTRAL	0- 0	0- 0	0- 0				
4- 7	0- 2	0- 1	NON-CONFERENCE	0- 1	0- 1	4- 2				
4- 2	0- 0	0- 1	HOME	0- 0	0- 1	4- 0				
0- 5	0- 2	0- 0	AWAY	0- 1	0- 0	0- 2				
0- 0	0- 0	0- 0	NEUTRAL	0- 0	0- 0	0- 0				
1- 0	0- 0	0- 0	CONFERENCE	0- 0	0- 0	1- 0				
0- 0	0- 0	0- 0	HOME	0- 0	0- 0	0- 0				
1- 0	0- 0	0- 0	AWAY	0- 0	0- 0	1- 0				
0- 0	0- 0	0- 0	NEUTRAL	0- 0	0- 0	0- 0				

RPI 1-25				RPI 26-50				RPI 51-100				RPI 101+ Team's RPI: 165			
RPI	S	Opponent	Score	RPI	S	Opponent	Score	RPI	S	Opponent	Score	RPI	S	Opponent	Score
6	A	Louisville	56 69	38	H	Purdue	60 66	57	A	Pittsburgh	47 59	106	H	Duquesne	62 82
20	A	Western Ky.	59 84									162	A	Butler	41 48
												180	A	Saint Louis	68 73
												192	H	Evansville	76 70
												204	H	Charlotte	76 66
												232	H	Oakland	75 50
												294	A	Bowling Green	62 50
												307	H	Murray St.	85 59
LAST 12 Division I GAMES:															
294	A	Bowling Green	62 50	57	A	Pittsburgh	47 59								
180	A	Saint Louis	68 73	204	H	Charlotte	76 66								
20	A	Western Ky.	59 84	162	A	Butler	41 48								
6	A	Louisville	56 69	232	H	Oakland	75 50								
192	H	Evansville	76 70	106	H	Duquesne	62 82								
38	H	Purdue	60 66	307	H	Murray St.	85 59								

Non-Div I Games:

Ball St.

■ Loss,
 ■ Non-Conf,
 S Site,
 ■ Home
 ■ Away
 N Neutral

Average RPI Win:	146	WON-LOST	WINNING	LAST 10	STRENGTH OF	OPP. STRENGTH	TEAM	ADJ.	CONF.	ADJ CONF.
Average RPI Loss:	3	RECORD	PCT. RANK	GAMES	SCHEDULE	OF SCHEDULE	RPI	RPI	RPI	RPI
DIV. I ONLY	12- 1	9	10- 0	61	64	12	12	3	3	
DIV. I NON-CONF.	11- 1	11	10- 1	104	35	18	18	4	4	
TOTALS	RPI 1-25	RPI 26-50	W-L RECORDS	RPI 51-100	RPI 101-150	RPI 150+				
12- 1	0- 1	1- 0	OVERALL	3- 0	3- 0	5- 0				
9- 0	0- 0	1- 0	HOME	1- 0	2- 0	5- 0				
1- 1	0- 1	0- 0	AWAY	0- 0	1- 0	0- 0				
2- 0	0- 0	0- 0	NEUTRAL	2- 0	0- 0	0- 0				
11- 1	0- 1	1- 0	NON-CONFERENCE	2- 0	3- 0	5- 0				
8- 0	0- 0	1- 0	HOME	0- 0	2- 0	5- 0				
1- 1	0- 1	0- 0	AWAY	0- 0	1- 0	0- 0				
2- 0	0- 0	0- 0	NEUTRAL	2- 0	0- 0	0- 0				
1- 0	0- 0	0- 0	CONFERENCE	1- 0	0- 0	0- 0				
1- 0	0- 0	0- 0	HOME	1- 0	0- 0	0- 0				
0- 0	0- 0	0- 0	AWAY	0- 0	0- 0	0- 0				
0- 0	0- 0	0- 0	NEUTRAL	0- 0	0- 0	0- 0				

RPI 1-25				RPI 26-50				RPI 51-100				RPI 101+			
RPI	S	Opponent	Score	RPI	S	Opponent	Score	RPI	S	Opponent	Score	RPI	S	Opponent	Score
3	A	Kentucky	64 74	42	H	Stetson	96 42	64	N	Syracuse	74 72	117	A	Ole Miss	96 54
								79	H	Oklahoma St.	61 45	123	H	Idaho	88 70
								88	N	Michigan St.	84 65	128	H	Marist	90 60
												164	H	Tex.-Pan American	96 42
												202	H	Prairie View	108 64
												243	H	Oral Roberts	101 60
												247	H	Utah St.	99 43
												258	H	Stephen F. Austin	96 57
LAST 12 Division I GAMES:															
				79	H	Oklahoma St.	61 45	64	N	Syracuse	74 72				
				202	H	Prairie View	108 64	258	H	Stephen F. Austin	96 57				
				88	N	Michigan St.	84 65	123	H	Idaho	88 70				
				42	H	Stetson	96 42	117	A	Ole Miss	96 54				
				247	H	Utah St.	99 43	164	H	Tex.-Pan American	96 42				
				3	A	Kentucky	64 74	128	H	Marist	90 60				

Non-Div I Games:

Baylor

Belmont

Through Games Of Jan. 4, 2015

Average RPI Win:	270	WON-LOST	WINNING	LAST 10	STRENGTH OF	OPP. STRENGTH	TEAM	ADJ.	CONF.	ADJ CONF.
Average RPI Loss:	87	RECORD	PCT. RANK	GAMES	SCHEDULE	OF SCHEDULE	RPI	RPI	RPI	RPI
DIV. I ONLY	4- 10	263	4- 6	59	147	172	172	27	27	
DIV. I NON-CONF.	3- 9	281	3- 7	29	98	140	140	27	27	
TOTALS	RPI 1-25	RPI 26-50	W-L RECORDS	RPI 51-100	RPI 101-150	RPI 150+				
4- 10	0- 3	0- 3	OVERALL	0- 1	0- 1	4- 2				
2- 3	0- 1	0- 1	HOME	0- 0	0- 0	2- 1				
2- 6	0- 2	0- 2	AWAY	0- 0	0- 1	2- 1				
0- 1	0- 0	0- 0	NEUTRAL	0- 1	0- 0	0- 0				
3- 9	0- 3	0- 3	NON-CONFERENCE	0- 1	0- 1	3- 1				
1- 2	0- 1	0- 1	HOME	0- 0	0- 0	1- 0				
2- 6	0- 2	0- 2	AWAY	0- 0	0- 1	2- 1				
0- 1	0- 0	0- 0	NEUTRAL	0- 1	0- 0	0- 0				
1- 1	0- 0	0- 0	CONFERENCE	0- 0	0- 0	1- 1				
1- 1	0- 0	0- 0	HOME	0- 0	0- 0	1- 1				
0- 0	0- 0	0- 0	AWAY	0- 0	0- 0	0- 0				
0- 0	0- 0	0- 0	NEUTRAL	0- 0	0- 0	0- 0				

RPI 1-25				RPI 26-50				RPI 51-100				RPI 101+ Team's RPI: 172			
RPI	S	Opponent	Score	RPI	S	Opponent	Score	RPI	S	Opponent	Score	RPI	S	Opponent	Score
3	A	Kentucky	55 71	41	A	Vanderbilt	58 65	70	N	Akron	58 73	127	A	Cleveland St.	86 89
6	A	Louisville	35 95	43	H	Chattanooga	48 60					182	A	Mercer	86 83
20	H	Western Ky.	50 66	44	A	Georgia	43 62					199	H	UT Martin	68 85
												270	H	Southeast Mo. St.	62 39
												295	H	Lipscomb	80 60
												318	A	Kent St.	55 58
												332	A	Denver	72 43
LAST 12 Division I GAMES:															
199	H	UT Martin	68 85	44	A	Georgia	43 62								
270	H	Southeast Mo. St.	62 39	182	A	Mercer	86 83								
20	H	Western Ky.	50 66	127	A	Cleveland St.	86 89								
332	A	Denver	72 43	3	A	Kentucky	55 71								
70	N	Akron	58 73	43	H	Chattanooga	48 60								
318	A	Kent St.	55 58	295	H	Lipscomb	80 60								

Non-Div I Games: North Ala. 69 72

Belmont

Loss, Non-Conf, S Site, H Home A Away N Neutral

Average RPI Win:	255	WON-LOST	WINNING	LAST 10	STRENGTH OF	OPP. STRENGTH	TEAM	ADJ.	CONF.	ADJ CONF.
Average RPI Loss:	138	RECORD	PCT. RANK	GAMES	SCHEDULE	OF SCHEDULE	RPI	RPI	RPI	RPI
DIV. I ONLY	2- 10	308	2- 6	68	296	252	252	32	32	
DIV. I NON-CONF.	1- 9	328	1- 7	35	287	264	264	31	31	
TOTALS	RPI 1-25	RPI 26-50	W-L RECORDS	RPI 51-100	RPI 101-150	RPI 150+				
2- 10	0- 1	0- 2	OVERALL	0- 2	0- 1	2- 4				
1- 3	0- 1	0- 0	HOME	0- 1	0- 0	1- 1				
1- 5	0- 0	0- 2	AWAY	0- 1	0- 0	1- 2				
0- 2	0- 0	0- 0	NEUTRAL	0- 0	0- 1	0- 1				
1- 9	0- 1	0- 2	NON-CONFERENCE	0- 2	0- 1	1- 3				
1- 3	0- 1	0- 0	HOME	0- 1	0- 0	1- 1				
0- 4	0- 0	0- 2	AWAY	0- 1	0- 0	0- 1				
0- 2	0- 0	0- 0	NEUTRAL	0- 0	0- 1	0- 1				
1- 1	0- 0	0- 0	CONFERENCE	0- 0	0- 0	1- 1				
0- 0	0- 0	0- 0	HOME	0- 0	0- 0	0- 0				
1- 1	0- 0	0- 0	AWAY	0- 0	0- 0	1- 1				
0- 0	0- 0	0- 0	NEUTRAL	0- 0	0- 0	0- 0				

RPI 1-25				RPI 26-50				RPI 51-100				RPI 101+ Team's RPI: 252			
RPI	S	Opponent	Score	RPI	S	Opponent	Score	RPI	S	Opponent	Score	RPI	S	Opponent	Score
14	H	FGCU	46 91	30	A	Florida St.	34 103	70	H	Akron	63 81	140	N	Texas St.	40 51
				42	A	Stetson	61 91	93	A	East Carolina	42 71	167	H	Fla. Atlantic	68 88
												218	A	Savannah St.	59 52
												268	N	Campbell	55 66
												277	A	South Carolina St.	61 68
												281	A	Jacksonville	51 64
												291	H	Western Caro.	63 53
LAST 12 Division I GAMES:															
291	H	Western Caro.	63 53	14	H	FGCU	46 91	70	H	Akron	63 81	277	A	South Carolina St.	61 68
268	N	Campbell	55 66	30	A	Florida St.	34 103	218	A	Savannah St.	59 52	93	A	East Carolina	42 71
140	N	Texas St.	40 51	167	H	Fla. Atlantic	68 88	281	A	Jacksonville	51 64				
42	A	Stetson	61 91												

Non-Div I Games: Edward Waters 60 42 Lynn 67 48

Bethune-Cookman

Loss, Non-Conf, S Site, H Home A Away N Neutral

Binghamton

Through Games Of Jan. 4, 2015

Average RPI Win:	306	WON-LOST	WINNING	LAST 10	STRENGTH OF	OPP. STRENGTH	TEAM	ADJ.	CONF.	ADJ CONF.
Average RPI Loss:	145	RECORD	PCT. RANK	GAMES	SCHEDULE	OF SCHEDULE	RPI	RPI	RPI	RPI
DIV. I ONLY	3- 11	296	2- 8	135	317	278	278	23	23	
DIV. I NON-CONF.	2- 11	315	1- 10	138	317	295	295	24	24	
TOTALS	RPI 1-25	RPI 26-50	W-L RECORDS	RPI 51-100	RPI 101-150	RPI 150+				
3- 11	0- 1	0- 1	OVERALL	0- 2	0- 2	3- 5				
2- 4	0- 0	0- 0	HOME	0- 0	0- 2	2- 2				
0- 7	0- 0	0- 0	AWAY	0- 0	0- 0	0- 1				
1- 0	0- 0	0- 0	NEUTRAL	0- 0	0- 0	1- 0				
2- 11	0- 1	0- 1	NON-CONFERENCE	0- 2	0- 2	2- 5				
1- 4	0- 0	0- 0	HOME	0- 0	0- 2	1- 2				
0- 7	0- 1	0- 1	AWAY	0- 2	0- 0	0- 3				
1- 0	0- 0	0- 0	NEUTRAL	0- 0	0- 0	1- 0				
1- 0	0- 0	0- 0	CONFERENCE	0- 0	0- 0	1- 0				
1- 0	0- 0	0- 0	HOME	0- 0	0- 0	1- 0				
0- 0	0- 0	0- 0	AWAY	0- 0	0- 0	0- 0				
0- 0	0- 0	0- 0	NEUTRAL	0- 0	0- 0	0- 0				

RPI 1-25				RPI 26-50				RPI 51-100				RPI 101+ Team's RPI: 278			
RPI	S	Opponent	Score	RPI	S	Opponent	Score	RPI	S	Opponent	Score	RPI	S	Opponent	Score
23	A	Princeton	58 96	31	A	St. John's (NY)	51 67	70	A	Akron	49 80	115	H	Xavier	71 89
								89	A	St. Bonaventure	54 72	147	H	Bucknell	57 68
												170	H	Niagara	52 63
												186	H	Siena	53 62
												223	A	NJIT	48 52
												241	H	UMass Lowell	65 64
												245	A	Canisius	75 91
												296	A	Colgate	55 74
												329	H	Rider	72 67
												347	N	Delaware St.	90 84
LAST 12 Division I GAMES:															
241	H	UMass Lowell	65 64	186	H	Siena	53 62	23	A	Princeton	58 96				
147	H	Bucknell	57 68	245	A	Canisius	75 91	296	A	Colgate	55 74				
329	H	Rider	72 67	223	A	NJIT	48 52	89	A	St. Bonaventure	54 72				
31	A	St. John's (NY)	51 67												
170	H	Niagara	52 63												
115	H	Xavier	71 89												

Non-Div I Games:

Binghamton

Loss, Non-Conf, S Site, H Home A Away N Neutral

Average RPI Win:	184	WON-LOST	WINNING	LAST 10	STRENGTH OF	OPP. STRENGTH	TEAM	ADJ.	CONF.	ADJ CONF.
Average RPI Loss:	205	RECORD	PCT. RANK	GAMES	SCHEDULE	OF SCHEDULE	RPI	RPI	RPI	RPI
DIV. I ONLY	8- 3	62	0- 0	231	152	95	95	19	19	
DIV. I NON-CONF.	6- 3	92	0- 0	215	183	119	119	19	19	
TOTALS	RPI 1-25	RPI 26-50	W-L RECORDS	RPI 51-100	RPI 101-150	RPI 150+				
8- 3	0- 0	0- 1	OVERALL	0- 0	3- 0	5- 2				
5- 0	0- 0	0- 0	HOME	0- 0	3- 0	2- 0				
2- 2	0- 0	0- 0	AWAY	0- 0	0- 0	2- 2				
1- 1	0- 0	0- 1	NEUTRAL	0- 0	0- 0	1- 0				
6- 3	0- 0	0- 1	NON-CONFERENCE	0- 0	2- 0	4- 2				
4- 0	0- 0	0- 0	HOME	0- 0	2- 0	2- 0				
1- 2	0- 0	0- 0	AWAY	0- 0	0- 0	1- 2				
1- 1	0- 0	0- 1	NEUTRAL	0- 0	0- 0	1- 0				
2- 0	0- 0	0- 0	CONFERENCE	0- 0	1- 0	1- 0				
1- 0	0- 0	0- 0	HOME	0- 0	1- 0	0- 0				
1- 0	0- 0	0- 0	AWAY	0- 0	0- 0	1- 0				
0- 0	0- 0	0- 0	NEUTRAL	0- 0	0- 0	0- 0				

RPI 1-25				RPI 26-50				RPI 51-100				Team's RPI: 95		RPI 101+			
RPI	S	Opponent	Score	RPI	S	Opponent	Score	RPI	S	Opponent	Score			RPI	S	Opponent	Score
				33	N	Long Beach St.	50 68							111	H	Eastern Wash.	90 72
														126	H	Colorado St.	75 65
														141	H	Montana St.	75 60
														160	N	Yale	59 53
														225	H	New Mexico St.	70 45
														228	A	Idaho St.	86 62
														236	H	Portland	94 58
														247	A	Utah St.	63 53
														259	A	Southern Utah	64 66
														324	A	Utah Valley	60 68
LAST 12 Division I GAMES:																	
				247	A	Utah St.	63 53					111	H	Eastern Wash.	90 72		
				126	H	Colorado St.	75 65					324	A	Utah Valley	60 68		
				236	H	Portland	94 58					228	A	Idaho St.	86 62		
				225	H	New Mexico St.	70 45					160	N	Yale	59 53		
				141	H	Montana St.	75 60					33	N	Long Beach St.	50 68		
												259	A	Southern Utah	64 66		

Non-Div I Games: Col. of Idaho 91 40 Carroll (MT) 58 45

Boise St.

Loss, Non-Conf, S Site, H Home A Away N Neutral

Bottom College				Through Games of Jan. 17, 1918						
Average RPI Win:	173	WON-LOST	WINNING	LAST 10	STRENGTH OF	OPP. STRENGTH	TEAM	ADJ.	CONF.	ADJ CONF.
Average RPI Loss:	123	RECORD	PCT. RANK	GAMES	SCHEDULE	OF SCHEDULE	RPI	RPI	RPI	RPI
DIV. I ONLY	8- 6	139	0- 1	94	185	103	103	2	2	
DIV. I NON-CONF.	8- 5	122	0- 1	124	170	101	101	2	2	

TOTALS	RPI 1-25	RPI 26-50		W-L RECORDS		RPI 51-100	RPI 101-150	RPI 150+		
8- 6	0- 0	0- 1		OVERALL		1- 0	2- 4	5- 1		
5- 2	0- 0	0- 0		HOME		0- 0	1- 2	4- 0		
2- 4	0- 0	0- 1		AWAY		1- 0	1- 2	0- 1		
1- 0	0- 0	0- 0		NEUTRAL		0- 0	0- 0	1- 0		
8- 5	0- 0	0- 1		NON-CONFERENCE		1- 0	2- 3	5- 1		
5- 2	0- 0	0- 0		HOME		0- 0	1- 2	4- 0		
2- 3	0- 0	0- 1		AWAY		1- 0	1- 1	0- 1		
1- 0	0- 0	0- 0		NEUTRAL		0- 0	0- 0	1- 0		
0- 1	0- 0	0- 0		CONFERENCE		0- 0	0- 1	0- 0		
0- 0	0- 0	0- 0		HOME		0- 0	0- 0	0- 0		
0- 1	0- 0	0- 0		AWAY		0- 0	0- 1	0- 0		
0- 0	0- 0	0- 0		NEUTRAL		0- 0	0- 0	0- 0		

RPI 1-25				RPI 26-50				RPI 51-100				RPI 101+				Team's RPI: 103	
RPI	S	Opponent	Score	RPI	S	Opponent	Score	RPI	S	Opponent	Score	RPI	S	Opponent	Score		
				45	A	Stanford	63 96	54	A	St. Mary's (CA)	82 72	101	A	Miami (FL)	53 74		
												108	H	Indiana	67 76		
												109	A	Hartford	73 61		
												113	H	Bryant	90 79		
												116	A	Maine	64 69		
												124	H	Hofstra	61 75		
												156	H	New Hampshire	64 58		
												195	H	Providence	79 51		
												221	H	Northeastern	66 56		
												237	N	Brown	90 80		
												246	A	Holy Cross	64 80		
												301	H	Boston U.	73 56		
LAST 12 Division I GAMES:																	
				116	A	Maine	64 69	124	H	Hofstra	61 75						
				101	A	Miami (FL)	53 74	156	H	New Hampshire	64 58						
				221	H	Northeastern	66 56	246	A	Holy Cross	64 80						
				195	H	Providence	79 51	109	A	Hartford	73 61						
				113	H	Bryant	90 79	108	H	Indiana	67 76						
				301	H	Boston U.	73 56	237	N	Brown	90 80						

Non-Div I Games:

Boston College

Loss, Non-Conf, S Site, H Home A Away N Neutral

Average RPI Win: 239		WON-LOST	WINNING	LAST 10	STRENGTH OF	OPP. STRENGTH	TEAM	ADJ.	CONF.	ADJ CONF.
Average RPI Loss: 160		RECORD	PCT. RANK	GAMES	SCHEDULE	OF SCHEDULE	RPI	RPI	RPI	RPI
DIV. I ONLY		3- 10	289	2- 8	243	212	301	301	22	22
DIV. I NON-CONF.		3- 8	264	3- 7	265	178	297	297	23	23
TOTALS		RPI 1-25	RPI 26-50	W-L RECORDS	RPI 51-100	RPI 101-150	RPI 150+			
3- 10	0- 0		0- 0	OVERALL	0- 1	0- 4	3- 5			
2- 3	0- 0		0- 0	HOME	0- 0	0- 1	2- 2			
0- 7	0- 0		0- 0	AWAY	0- 0	0- 0	0- 0			
1- 0	0- 0		0- 0	NEUTRAL	0- 0	0- 0	1- 0			
3- 8	0- 0		0- 0	NON-CONFERENCE	0- 0	0- 4	3- 4			
2- 2	0- 0		0- 0	HOME	0- 0	0- 1	2- 1			
0- 6	0- 0		0- 0	AWAY	0- 0	0- 3	0- 3			
1- 0	0- 0		0- 0	NEUTRAL	0- 0	0- 0	1- 0			
0- 2	0- 0		0- 0	CONFERENCE	0- 1	0- 0	0- 1			
0- 1	0- 0		0- 0	HOME	0- 0	0- 0	0- 1			
0- 1	0- 0		0- 0	AWAY	0- 1	0- 0	0- 0			
0- 0	0- 0		0- 0	NEUTRAL	0- 0	0- 0	0- 0			

RPI 1-25				RPI 26-50				RPI 51-100				RPI 101+				Team's RPI: 301	
RPI	S	Opponent	Score	RPI	S	Opponent	Score	RPI	S	Opponent	Score	RPI	S	Opponent	Score		
								97	A	Lehigh	64 85	103	A	Boston College	56 73		
												128	A	Marist	50 77		
												144	A	Rhode Island	48 56		
												149	H	Massachusetts	57 78		
												156	H	New Hampshire	55 67		
												160	A	Yale	59 66		
												161	H	Harvard	63 62		
												197	A	New Mexico	49 56		
												221	A	Northeastern	74 75		
												246	H	Holy Cross	48 71		
												258	N	Stephen F. Austin	62 57		
												299	H	Vermont	66 61		
LAST 12 Division I GAMES:																	
								97	A	Lehigh	64 85	144	A	Rhode Island	48 56		
								246	H	Holy Cross	48 71	160	A	Yale	59 66		
								149	H	Massachusetts	57 78	156	H	New Hampshire	55 67		
								128	A	Marist	50 77	258	N	Stephen F. Austin	62 57		
								103	A	Boston College	56 73	197	A	New Mexico	49 56		
								161	H	Harvard	63 62	299	H	Vermont	66 61		

Non-Div I Games:

Boston U.

Loss, Non-Conf, S Site, H Home A Away N Neutral

Bowling Green

Through Games Of Jan. 4, 2015

Average RPI Win:	286	WON-LOST	WINNING	LAST 10	STRENGTH OF	OPP. STRENGTH	TEAM	ADJ.	CONF.	ADJ CONF.
Average RPI Loss:	192	RECORD	PCT. RANK	GAMES	SCHEDULE	OF SCHEDULE	RPI	RPI	RPI	RPI
DIV. I ONLY	7- 5	131	6- 4	349	106	294	294	16	16	
DIV. I NON-CONF.	7- 4	107	7- 4	349	115	280	280	16	16	
TOTALS	RPI 1-25	RPI 26-50	W-L RECORDS	RPI 51-100	RPI 101-150	RPI 150+				
7- 5	0- 0	0- 0	OVERALL	0- 1	0- 1	7- 3				
2- 2	0- 0	0- 0	HOME	0- 0	0- 1	2- 1				
4- 2	0- 0	0- 0	AWAY	0- 0	0- 0	4- 2				
1- 1	0- 0	0- 0	NEUTRAL	0- 1	0- 0	1- 0				
7- 4	0- 0	0- 0	NON-CONFERENCE	0- 1	0- 1	7- 2				
2- 1	0- 0	0- 0	HOME	0- 0	0- 1	2- 0				
4- 2	0- 0	0- 0	AWAY	0- 0	0- 0	4- 2				
1- 1	0- 0	0- 0	NEUTRAL	0- 1	0- 0	1- 0				
0- 1	0- 0	0- 0	CONFERENCE	0- 0	0- 0	0- 1				
0- 1	0- 0	0- 0	HOME	0- 0	0- 0	0- 1				
0- 0	0- 0	0- 0	AWAY	0- 0	0- 0	0- 0				
0- 0	0- 0	0- 0	NEUTRAL	0- 0	0- 0	0- 0				

RPI 1-25				RPI 26-50				RPI 51-100				RPI 101+				Team's RPI: 294	
RPI	S	Opponent	Score	RPI	S	Opponent	Score	RPI	S	Opponent	Score	RPI	S	Opponent	Score		
								52	N	Hampton	53 64	147	H	Bucknell	52 53		
												165	H	Ball St.	50 62		
												176	H	Iona	80 59		
												273	N	UC Irvine	62 54		
												287	A	Loyola Marymount	48 51		
												289	A	Saint Francis (PA)	76 62		
												302	A	Milwaukee	60 50		
												305	H	Cincinnati	66 55		
												310	A	FIU	55 68		
												317	A	Illinois St.	58 54		
												339	A	Bradley	61 47		
LAST 12 Division I GAMES:																	
165	H	Ball St.	50 62	317	A	Illinois St.	58 54										
310	A	FIU	55 68	289	A	Saint Francis (PA)	76 62										
52	N	Hampton	53 64	305	H	Cincinnati	66 55										
339	A	Bradley	61 47	287	A	Loyola Marymount	48 51										
176	H	Iona	80 59	273	N	UC Irvine	62 54										
147	H	Bucknell	52 53	302	A	Milwaukee	60 50										

Non-Div I Games:

Bowling Green

■ Loss,
 ■ Non-Conf,
 ■ S Site,
 ■ H Home
 ■ A Away
 N Neutral

Average RPI Win:	133	WON-LOST	WINNING	LAST 10	STRENGTH OF	OPP. STRENGTH	TEAM	ADJ.	CONF.	ADJ CONF.
Average RPI Loss:	211	RECORD	PCT. RANK	GAMES	SCHEDULE	OF SCHEDULE	RPI	RPI	RPI	RPI
DIV. I ONLY	1- 12	338	1- 9	226	337	339	339	15	15	
DIV. I NON-CONF.	1- 10	330	1- 9	212	349	339	339	14	14	
TOTALS	RPI 1-25	RPI 26-50	W-L RECORDS	RPI 51-100	RPI 101-150	RPI 150+				
1- 12	0- 0	0- 0	OVERALL	0- 1	1- 4	0- 7				
1- 7	0- 0	0- 0	HOME	0- 0	1- 2	0- 5				
0- 5	0- 0	0- 0	AWAY	0- 1	0- 2	0- 2				
0- 0	0- 0	0- 0	NEUTRAL	0- 0	0- 0	0- 0				
1- 10	0- 0	0- 0	NON-CONFERENCE	0- 1	1- 2	0- 7				
1- 5	0- 0	0- 0	HOME	0- 0	1- 0	0- 5				
0- 5	0- 0	0- 0	AWAY	0- 1	0- 2	0- 2				
0- 0	0- 0	0- 0	NEUTRAL	0- 0	0- 0	0- 0				
0- 2	0- 0	0- 0	CONFERENCE	0- 0	0- 2	0- 0				
0- 2	0- 0	0- 0	HOME	0- 0	0- 2	0- 0				
0- 0	0- 0	0- 0	AWAY	0- 0	0- 0	0- 0				
0- 0	0- 0	0- 0	NEUTRAL	0- 0	0- 0	0- 0				

RPI 1-25				RPI 26-50				RPI 51-100				RPI 101+				Team's RPI: 339	
RPI	S	Opponent	Score	RPI	S	Opponent	Score	RPI	S	Opponent	Score	RPI	S	Opponent	Score		
								61	A	Oklahoma	55 104	118	H	UNI	51 70		
												120	A	DePaul	77 101		
												132	A	Ill.-Chicago	43 71		
												133	H	Missouri	76 64		
												134	H	Drake	47 80		
												212	H	Western Ill.	63 75		
												247	A	Stony Brook	63 79		
												270	H	Southeast Mo. St.	65 70		
												286	H	Northern Ill.	54 67		
												294	H	Bowling Green	47 61		
												326	A	Columbia	74 81		
												331	H	Chicago St.	59 62		
LAST 12 Division I GAMES:																	
				134	H	Drake	47 80					331	H	Chicago St.	59 62		
				118	H	UNI	51 70					212	H	Western Ill.	63 75		
				286	H	Northern Ill.	54 67					133	H	Missouri	76 64		
				294	H	Bowling Green	47 61					270	H	Southeast Mo. St.	65 70		
				61	A	Oklahoma	55 104					326	A	Columbia	74 81		
				120	A	DePaul	77 101					247	A	Stony Brook	63 79		

Non-Div I Games:

Bradley

Loss, Non-Conf, S Site, H Home A Away N Neutral

Average RPI Win:	267	WON-LOST	WINNING	LAST 10	STRENGTH OF	OPP. STRENGTH	TEAM	ADJ.	CONF.	ADJ CONF.
Average RPI Loss:	128	RECORD	PCT. RANK	GAMES	SCHEDULE	OF SCHEDULE	RPI	RPI	RPI	RPI
DIV. I ONLY	5- 8	216	0- 2	244	209	237	237	11	11	
DIV. I NON-CONF.	5- 8	211	0- 2	237	204	247	247	11	11	
TOTALS	RPI 1-25	RPI 26-50	W-L RECORDS	RPI 51-100	RPI 101-150	RPI 150+				
5- 8	0- 0	0- 0	OVERALL	0- 1	0- 5	5- 2				
2- 2	0- 0	0- 0	HOME	0- 1	0- 1	2- 0				
2- 4	0- 0	0- 0	AWAY	0- 0	0- 2	2- 2				
1- 2	0- 0	0- 0	NEUTRAL	0- 0	0- 2	1- 0				
5- 8	0- 0	0- 0	NON-CONFERENCE	0- 1	0- 5	5- 2				
2- 2	0- 0	0- 0	HOME	0- 1	0- 1	2- 0				
2- 4	0- 0	0- 0	AWAY	0- 0	0- 2	2- 2				
1- 2	0- 0	0- 0	NEUTRAL	0- 0	0- 2	1- 0				
0- 0	0- 0	0- 0	CONFERENCE	0- 0	0- 0	0- 0				
0- 0	0- 0	0- 0	HOME	0- 0	0- 0	0- 0				
0- 0	0- 0	0- 0	AWAY	0- 0	0- 0	0- 0				
0- 0	0- 0	0- 0	NEUTRAL	0- 0	0- 0	0- 0				

RPI 1-25			RPI 26-50			RPI 51-100			RPI 101+			Team's RPI: 237
RPI	S	Opponent	Score	RPI	S	Opponent	Score	RPI	S	Opponent	Score	
						89 H St. Bonaventure	56 58	103 N Boston College		80 90		
								105 N UC Riverside		65 79		
								113 H Bryant		60 67		
								116 A Maine		53 58		
								144 A Rhode Island		61 65		
								156 A New Hampshire		57 60		
								163 H Sacred Heart		66 56		
								195 A Providence		69 78		
								285 A Morgan St.		59 52		
								287 H Fairleigh Dickinson		79 74		
								299 A Vermont		81 76		
								300 N Howard		80 68		
LAST 12 Division I GAMES:												
89	H	St. Bonaventure	56 58	105	N	UC Riverside	65 79					
103	N	Boston College	80 90	287	H	Fairleigh Dickinson	79 74					
285	A	Morgan St.	59 52	163	H	Sacred Heart	66 56					
300	N	Howard	80 68	144	A	Rhode Island	61 65					
156	A	New Hampshire	57 60	116	A	Maine	53 58					
195	A	Providence	69 78	113	H	Bryant	60 67					

Non-Div I Games:

Brown

■ Loss,
 ■ Non-Conf,
 S Site,
 ■ Home
 ■ Away
 N Neutral

B
r
y
a
n
tB
r
y
a
n
t

Bryant

Page 33

Average RPI Win:	265	WON-LOST	WINNING	LAST 10	STRENGTH OF	OPP. STRENGTH	TEAM	ADJ.	CONF.	ADJ CONF.
Average RPI Loss:	88	RECORD	PCT. RANK	GAMES	SCHEDULE	OF SCHEDULE	RPI	RPI	RPI	RPI
DIV. I ONLY	9- 4	78	7- 3	307	227	147	147	22	22	
DIV. I NON-CONF.	8- 3	71	7- 3	282	294	109	109	23	23	
TOTALS	RPI 1-25	RPI 26-50	W-L RECORDS	RPI 51-100	RPI 101-150	RPI 150+				
9- 4	0- 0	0- 1	OVERALL	0- 2	1- 0	8- 1				
5- 1	0- 0	0- 0	HOME	0- 1	1- 0	4- 0				
4- 3	0- 0	0- 0	AWAY	0- 0	0- 0	4- 1				
0- 0	0- 0	0- 0	NEUTRAL	0- 0	0- 0	0- 0				
8- 3	0- 0	0- 1	NON-CONFERENCE	0- 1	1- 0	7- 1				
4- 0	0- 0	0- 0	HOME	0- 0	1- 0	3- 0				
4- 3	0- 0	0- 1	AWAY	0- 1	0- 0	4- 1				
0- 0	0- 0	0- 0	NEUTRAL	0- 0	0- 0	0- 0				
1- 1	0- 0	0- 0	CONFERENCE	0- 1	0- 0	1- 0				
1- 1	0- 0	0- 0	HOME	0- 1	0- 0	1- 0				
0- 0	0- 0	0- 0	AWAY	0- 0	0- 0	0- 0				
0- 0	0- 0	0- 0	NEUTRAL	0- 0	0- 0	0- 0				

RPI S	Opponent	Score	RPI S	Opponent	Score	RPI S	Opponent	Score	RPI S	Opponent	Score	Team's RPI: 147
46	A Michigan	61 68	51	A Youngstown St.	54 69	121	H Cornell	59 51				
			68	H American	55 60	160	H Yale	73 66				
						185	A Delaware	56 58				
						278	A Binghamton	68 57				
						285	H Morgan St.	79 50				
						287	A Fairleigh Dickinson	61 60				
						294	A Bowling Green	53 52				
						296	H Colgate	77 75				
						325	H UMBC	85 41				
						341	A Mt. St. Mary's	74 49				
LAST 12 Division I GAMES:												
296	H Colgate	77 75	160	H Yale	73 66							
68	H American	55 60	325	H UMBC	85 41							
278	A Binghamton	68 57	185	A Delaware	56 58							
341	A Mt. St. Mary's	74 49	285	H Morgan St.	79 50							
287	A Fairleigh Dickinson	61 60	121	H Cornell	59 51							
46	A Michigan	61 68	51	A Youngstown St.	54 69							

Non-Div I Games:

Bucknell

■ Loss,
 ■ Non-Conf,
 ■ S Site,
 ■ H Home
 ■ A Away
 N Neutral

Average RPI Win:	221	WON-LOST	WINNING	LAST 10	STRENGTH OF	OPP. STRENGTH	TEAM	ADJ.	CONF.	ADJ CONF.
Average RPI Loss:	161	RECORD	PCT. RANK	GAMES	SCHEDULE	OF SCHEDULE	RPI	RPI	RPI	RPI
DIV. I ONLY	7- 5	131	6- 4	246	194	152	152	16	16	
DIV. I NON-CONF.	7- 4	107	7- 4	293	191	147	147	16	16	
TOTALS	RPI 1-25	RPI 26-50	W-L RECORDS	RPI 51-100	RPI 101-150	RPI 150+				
7- 5	0- 1	0- 0	OVERALL	1- 1	1- 0	5- 3				
2- 2	0- 0	0- 0	HOME	1- 1	0- 0	1- 1				
4- 2	0- 1	0- 0	AWAY	0- 0	1- 0	3- 1				
1- 1	0- 0	0- 0	NEUTRAL	0- 0	0- 0	1- 1				
7- 4	0- 1	0- 0	NON-CONFERENCE	1- 0	1- 0	5- 3				
2- 1	0- 0	0- 0	HOME	1- 0	0- 0	1- 1				
4- 2	0- 1	0- 0	AWAY	0- 0	1- 0	3- 1				
1- 1	0- 0	0- 0	NEUTRAL	0- 0	0- 0	1- 1				
0- 1	0- 0	0- 0	CONFERENCE	0- 1	0- 0	0- 0				
0- 1	0- 0	0- 0	HOME	0- 1	0- 0	0- 0				
0- 0	0- 0	0- 0	AWAY	0- 0	0- 0	0- 0				
0- 0	0- 0	0- 0	NEUTRAL	0- 0	0- 0	0- 0				

RPI 1-25				RPI 26-50				RPI 51-100				RPI 101+ Team's RPI: 152			
RPI	S	Opponent	Score	RPI	S	Opponent	Score	RPI	S	Opponent	Score	RPI	S	Opponent	Score
15	A	Duke	54 88					87	H	Ohio	50 61	121	A	Cornell	65 58
								89	H	St. Bonaventure	51 44	170	H	Niagara	73 64
												186	H	Siena	50 58
												244	N	Tulsa	77 87
												245	A	Canisius	72 55
												275	A	LIU Brooklyn	73 79
												289	A	Saint Francis (PA)	88 80
												314	A	Manhattan	68 58
												317	N	Illinois St.	68 60
LAST 12 Division I GAMES:															
87	H	Ohio	50 61	89	H	St. Bonaventure	51 44	121	A	Cornell	65 58				
245	A	Canisius	72 55	317	N	Illinois St.	68 60	244	N	Tulsa	77 87				
275	A	LIU Brooklyn	73 79	15	A	Duke	54 88								
314	A	Manhattan	68 58	170	H	Niagara	73 64								
289	A	Saint Francis (PA)	88 80												
186	H	Siena	50 58												

Non-Div I Games:

Buffalo

■ Loss,
■ Non-Conf,
S Site,
■ Home
■ Away
N Neutral

Average RPI Win:	181	WON-LOST	WINNING	LAST 10	STRENGTH OF	OPP. STRENGTH	TEAM	ADJ.	CONF.	ADJ CONF.
Average RPI Loss:	87	RECORD	PCT. RANK	GAMES	SCHEDULE	OF SCHEDULE	RPI	RPI	RPI	RPI
DIV. I ONLY	5- 9	239	5- 4	69	57	162	162	8	8	
DIV. I NON-CONF.	3- 7	250	3- 4	91	69	193	193	6	6	
TOTALS	RPI 1-25	RPI 26-50	W-L RECORDS	RPI 51-100	RPI 101-150	RPI 150+				
5- 9	0- 1	0- 4	OVERALL	1- 1	1- 1	3- 2				
4- 2	0- 0	0- 2	HOME	1- 0	1- 0	2- 0				
1- 5	0- 1	0- 1	AWAY	0- 0	0- 1	1- 2				
0- 2	0- 0	0- 1	NEUTRAL	0- 1	0- 0	0- 0				
3- 7	0- 1	0- 3	NON-CONFERENCE	0- 1	1- 0	2- 2				
2- 2	0- 0	0- 2	HOME	0- 0	1- 0	1- 0				
1- 3	0- 1	0- 0	AWAY	0- 0	0- 0	1- 2				
0- 2	0- 0	0- 1	NEUTRAL	0- 1	0- 0	0- 0				
2- 2	0- 0	0- 1	CONFERENCE	1- 0	0- 1	1- 0				
2- 0	0- 0	0- 0	HOME	1- 0	0- 0	1- 0				
0- 2	0- 0	0- 1	AWAY	0- 0	0- 1	0- 0				
0- 0	0- 0	0- 0	NEUTRAL	0- 0	0- 0	0- 0				

RPI 1-25				RPI 26-50				RPI 51-100				RPI 101+ Team's RPI: 162			
RPI	S	Opponent	Score	RPI	S	Opponent	Score	RPI	S	Opponent	Score	RPI	S	Opponent	Score
18	A	Minnesota	86 88	29	N	Oregon St.	53 85	77	H	Creighton	63 58	120	A	DePaul	76 92
				34	A	Seton Hall	65 70	85	N	BYU	62 81	150	H	Wright St.	57 49
				43	H	Chattanooga	47 76					165	H	Ball St.	48 41
				49	H	Indiana St.	51 66					173	A	Fairfield	77 81
LAST 12 Division I GAMES:															
				77	H	Creighton	63 58	165	H	Ball St.	48 41				
				195	H	Providence	66 61	18	A	Minnesota	86 88				
				34	A	Seton Hall	65 70	150	H	Wright St.	57 49				
				317	A	Illinois St.	72 60	120	A	DePaul	76 92				
				173	A	Fairfield	77 81	29	N	Oregon St.	53 85				
				43	H	Chattanooga	47 76	85	N	BYU	62 81				

Non-Div I Games: BYU-Hawaii 71 50

Butler

■ Loss,
 ■ Non-Conf,
 ■ S Site,
 ■ H Home
 ■ A Away
 N Neutral

Average RPI Win:	201	WON-LOST	WINNING	LAST 10	STRENGTH OF	OPP. STRENGTH	TEAM	ADJ.	CONF.	ADJ CONF.
Average RPI Loss:	57	RECORD	PCT. RANK	GAMES	SCHEDULE	OF SCHEDULE	RPI	RPI	RPI	RPI
DIV. I ONLY	10- 4	66	6- 4	230	59	84	84	14	14	
DIV. I NON-CONF.	10- 4	80	8- 4	224	58	82	82	15	15	
TOTALS	RPI 1-25	RPI 26-50	W-L RECORDS	RPI 51-100	RPI 101-150	RPI 150+				
10- 4	0- 1	0- 0	OVERALL	1- 2	3- 1	6- 0				
6- 0	0- 0	0- 0	HOME	0- 0	3- 0	3- 0				
4- 3	0- 0	0- 0	AWAY	1- 2	0- 1	3- 0				
0- 1	0- 1	0- 0	NEUTRAL	0- 0	0- 0	0- 0				
10- 4	0- 1	0- 0	NON-CONFERENCE	1- 2	3- 1	6- 0				
6- 0	0- 0	0- 0	HOME	0- 0	3- 0	3- 0				
4- 3	0- 0	0- 0	AWAY	1- 2	0- 1	3- 0				
0- 1	0- 1	0- 0	NEUTRAL	0- 0	0- 0	0- 0				
0- 0	0- 0	0- 0	CONFERENCE	0- 0	0- 0	0- 0				
0- 0	0- 0	0- 0	HOME	0- 0	0- 0	0- 0				
0- 0	0- 0	0- 0	AWAY	0- 0	0- 0	0- 0				
0- 0	0- 0	0- 0	NEUTRAL	0- 0	0- 0	0- 0				

RPI 1-25				RPI 26-50				RPI 51-100				Team's RPI: 84		RPI 101+			
RPI	S	Opponent	Score	RPI	S	Opponent	Score	RPI	S	Opponent	Score			RPI	S	Opponent	Score
14	N	FGCU	64 73					54	A	St. Mary's (CA)	63 73			102	A	Saint Joseph's	54 61
								56	A	Southern California	74 85			123	H	Idaho	67 50
								85	A	BYU	63 54			135	H	Pepperdine	74 48
														141	H	Montana St.	78 66
														175	A	San Diego St.	65 54
														227	H	Sacramento St.	81 66
														236	H	Portland	45 41
														260	H	Texas Southern	63 50
														303	A	Seattle	86 63
														321	A	Northern Ariz.	77 71
LAST 12 Division I GAMES:																	
303	A	Seattle	86 63	321	A	Northern Ariz.	77 71										
102	A	Saint Joseph's	54 61	56	A	Southern California	74 85										
14	N	FGCU	64 73	135	H	Pepperdine	74 48										
175	A	San Diego St.	65 54	54	A	St. Mary's (CA)	63 73										
236	H	Portland	45 41	260	H	Texas Southern	63 50										
85	A	BYU	63 54	141	H	Montana St.	78 66										

Non-Div I Games:

CSUN

■ Loss,
■ Non-Conf,
■ S Site,
■ H Home
■ A Away
N Neutral

Average RPI Win:	229	WON-LOST	WINNING	LAST 10	STRENGTH OF	OPP. STRENGTH	TEAM	ADJ.	CONF.	ADJ CONF.
Average RPI Loss:	124	RECORD	PCT. RANK	GAMES	SCHEDULE	OF SCHEDULE	RPI	RPI	RPI	RPI
DIV. I ONLY	5- 7	205	4- 6	252	109	230	230	14	14	
DIV. I NON-CONF.	5- 7	201	5- 7	244	109	236	236	15	15	
TOTALS	RPI 1-25	RPI 26-50	W-L RECORDS	RPI 51-100	RPI 101-150	RPI 150+				
5- 7	0- 1	0- 0	OVERALL	1- 1	0- 3	4- 2				
3- 3	0- 0	0- 0	HOME	1- 1	0- 2	2- 0				
2- 4	0- 1	0- 0	AWAY	0- 0	0- 1	2- 2				
0- 0	0- 0	0- 0	NEUTRAL	0- 0	0- 0	0- 0				
5- 7	0- 1	0- 0	NON-CONFERENCE	1- 1	0- 3	4- 2				
3- 3	0- 0	0- 0	HOME	1- 1	0- 2	2- 0				
2- 4	0- 1	0- 0	AWAY	0- 0	0- 1	2- 2				
0- 0	0- 0	0- 0	NEUTRAL	0- 0	0- 0	0- 0				
0- 0	0- 0	0- 0	CONFERENCE	0- 0	0- 0	0- 0				
0- 0	0- 0	0- 0	HOME	0- 0	0- 0	0- 0				
0- 0	0- 0	0- 0	AWAY	0- 0	0- 0	0- 0				
0- 0	0- 0	0- 0	NEUTRAL	0- 0	0- 0	0- 0				

RPI 1-25				RPI 26-50				RPI 51-100				RPI 101+ Team's RPI: 230			
RPI	S	Opponent	Score	RPI	S	Opponent	Score	RPI	S	Opponent	Score	RPI	S	Opponent	Score
24	A	Fresno St.	56 67					54	H	St. Mary's (CA)	64 65	110	H	Dartmouth	61 74
								98	H	Bakersfield	71 66	126	A	Colorado St.	63 65
												135	H	Pepperdine	69 76
												189	A	Santa Clara	79 73
												197	A	New Mexico	68 84
												225	A	New Mexico St.	65 79
												236	H	Portland	76 67
												287	A	Loyola Marymount	87 79
												334	H	A&M-Corpus Christi	63 48
LAST 12 Division I GAMES:															
98	H	Bakersfield	71 66	54	H	St. Mary's (CA)	64 65	110	H	Dartmouth	61 74				
126	A	Colorado St.	63 65	189	A	Santa Clara	79 73	135	H	Pepperdine	69 76				
197	A	New Mexico	68 84	334	H	A&M-Corpus Christi	63 48	236	H	Portland	76 67				
225	A	New Mexico St.	65 79												
287	A	Loyola Marymount	87 79												
24	A	Fresno St.	56 67												

Non-Div I Games:

Cal Poly

■ Loss,
 ■ Non-Conf,
 S Site,
 ■ Home
 ■ Away
 N Neutral

Average RPI Win:	291	WON-LOST	WINNING	LAST 10	STRENGTH OF	OPP. STRENGTH	TEAM	ADJ.	CONF.	ADJ CONF.
Average RPI Loss:	103	RECORD	PCT. RANK	GAMES	SCHEDULE	OF SCHEDULE	RPI	RPI	RPI	RPI
DIV. I ONLY	6- 7	183	6- 4	261	236	210	210	14	14	
DIV. I NON-CONF.	6- 7	174	6- 6	252	236	217	217	15	15	
TOTALS	RPI 1-25	RPI 26-50	W-L RECORDS	RPI 51-100	RPI 101-150	RPI 150+				
6- 7	0- 1	0- 0	OVERALL	0- 3	0- 2	6- 1				
2- 3	0- 0	0- 0	HOME	0- 1	0- 2	2- 0				
4- 3	0- 1	0- 0	AWAY	0- 2	0- 0	4- 0				
0- 1	0- 0	0- 0	NEUTRAL	0- 0	0- 0	0- 1				
6- 7	0- 1	0- 0	NON-CONFERENCE	0- 3	0- 2	6- 1				
2- 3	0- 0	0- 0	HOME	0- 1	0- 2	2- 0				
4- 3	0- 1	0- 0	AWAY	0- 2	0- 0	4- 0				
0- 1	0- 0	0- 0	NEUTRAL	0- 0	0- 0	0- 1				
0- 0	0- 0	0- 0	CONFERENCE	0- 0	0- 0	0- 0				
0- 0	0- 0	0- 0	HOME	0- 0	0- 0	0- 0				
0- 0	0- 0	0- 0	AWAY	0- 0	0- 0	0- 0				
0- 0	0- 0	0- 0	NEUTRAL	0- 0	0- 0	0- 0				

RPI 1-25				RPI 26-50				RPI 51-100				RPI 101+				Team's RPI: 210		
RPI	S	Opponent	Score	RPI	S	Opponent	Score	RPI	S	Opponent	Score	RPI	S	Opponent	Score			
24	A	Fresno St.	52 57					65	A	South Dakota	50 86	114	H	Villanova	43 50			
								81	A	San Diego	54 60	141	H	Montana St.	47 63			
								90	H	Albany (NY)	49 71	206	N	Eastern Mich.	74 78			
												225	A	New Mexico St.	66 51			
												256	H	North Dakota St.	86 79			
												284	A	Weber St.	70 68			
												303	A	Seattle	66 59			
												332	A	Denver	78 61			
												346	H	UMKC	72 52			
LAST 12 Division I GAMES:																		
303	A	Seattle	66 59	24	A	Fresno St.	52 57	65	A	South Dakota	50 86	225	A	New Mexico St.	66 51	206	N Eastern Mich.	74 78
346	H	UMKC	72 52	81	A	San Diego	54 60	332	A	Denver	78 61	284	A	Weber St.	70 68			
90	H	Albany (NY)	49 71															
256	H	North Dakota St.	86 79															
114	H	Villanova	43 50															
81	A	San Diego	54 60															

Non-Div I Games:

Cal St. Fullerton

California

Through Games Of Jan. 4, 2015

Average RPI Win:	151	WON-LOST	WINNING	LAST 10	STRENGTH OF	OPP. STRENGTH	TEAM	ADJ.	CONF.	ADJ CONF.
Average RPI Loss:	38	RECORD	PCT. RANK	GAMES	SCHEDULE	OF SCHEDULE	RPI	RPI	RPI	RPI
DIV. I ONLY	9- 3	54	1- 0	12	95	25	25	4	4	
DIV. I NON-CONF.	8- 3	71	1- 0	15	88	22	22	3	3	
TOTALS	RPI 1-25	RPI 26-50	W-L RECORDS	RPI 51-100	RPI 101-150	RPI 150+				
9- 3	0- 1	0- 1	OVERALL	3- 1	2- 0	4- 0				
6- 1	0- 1	0- 0	HOME	2- 0	0- 0	4- 0				
2- 2	0- 0	0- 1	AWAY	1- 1	1- 0	0- 0				
1- 0	0- 0	0- 0	NEUTRAL	0- 0	1- 0	0- 0				
8- 3	0- 1	0- 1	NON-CONFERENCE	3- 1	2- 0	3- 0				
5- 1	0- 1	0- 0	HOME	2- 0	0- 0	3- 0				
2- 2	0- 0	0- 1	AWAY	1- 1	1- 0	0- 0				
1- 0	0- 0	0- 0	NEUTRAL	0- 0	1- 0	0- 0				
1- 0	0- 0	0- 0	CONFERENCE	0- 0	0- 0	1- 0				
1- 0	0- 0	0- 0	HOME	0- 0	0- 0	1- 0				
0- 0	0- 0	0- 0	AWAY	0- 0	0- 0	0- 0				
0- 0	0- 0	0- 0	NEUTRAL	0- 0	0- 0	0- 0				

RPI 1-25				RPI 26-50				RPI 51-100				RPI 101+			
RPI	S	Opponent	Score	RPI	S	Opponent	Score	RPI	S	Opponent	Score	RPI	S	Opponent	Score
6	H	Louisville	57 70	33	A	Long Beach St.	56 58	66	A	Pacific	84 64	133	N	Missouri	82 70
								76	A	Kansas	39 62	143	A	Hawaii	79 72
								77	H	Creighton	94 69	200	H	San Jose St.	110 87
								99	H	Old Dominion	79 59	203	H	Utah	67 49
												208	H	Nevada	76 54
												227	H	Sacramento St.	107 94
LAST 12 Division I GAMES:															
				77	H	Creighton	94 69	33	A	Long Beach St.	56 58				
				203	H	Utah	67 49	76	A	Kansas	39 62				
				99	H	Old Dominion	79 59	227	H	Sacramento St.	107 94				
				6	H	Louisville	57 70	200	H	San Jose St.	110 87				
				208	H	Nevada	76 54	133	N	Missouri	82 70				
				66	A	Pacific	84 64	143	A	Hawaii	79 72				

Non-Div I Games:

California

■ Loss,
 ■ Non-Conf, S Site,
 ■ Home
 ■ Away
 N Neutral

Average RPI Win:	303	WON-LOST	WINNING	LAST 10	STRENGTH OF	OPP. STRENGTH	TEAM	ADJ.	CONF.	ADJ CONF.
Average RPI Loss:	167	RECORD	PCT. RANK	GAMES	SCHEDULE	OF SCHEDULE	RPI	RPI	RPI	RPI
DIV. I ONLY	6- 5	147	5- 4	347	291	268	268	31	31	
DIV. I NON-CONF.	3- 4	196	3- 4	340	245	306	306	32	32	
TOTALS	RPI 1-25	RPI 26-50	W-L RECORDS	RPI 51-100	RPI 101-150	RPI 150+				
6- 5	0- 0	0- 1	OVERALL	0- 1	0- 0	6- 3				
3- 1	0- 0	0- 0	HOME	0- 1	0- 0	3- 0				
2- 4	0- 0	0- 1	AWAY	0- 0	0- 0	2- 3				
1- 0	0- 0	0- 0	NEUTRAL	0- 0	0- 0	1- 0				
3- 4	0- 0	0- 1	NON-CONFERENCE	0- 1	0- 0	3- 2				
2- 1	0- 0	0- 0	HOME	0- 1	0- 0	2- 0				
0- 3	0- 0	0- 1	AWAY	0- 0	0- 0	0- 2				
1- 0	0- 0	0- 0	NEUTRAL	0- 0	0- 0	1- 0				
3- 1	0- 0	0- 0	CONFERENCE	0- 0	0- 0	3- 1				
1- 0	0- 0	0- 0	HOME	0- 0	0- 0	1- 0				
2- 1	0- 0	0- 0	AWAY	0- 0	0- 0	2- 1				
0- 0	0- 0	0- 0	NEUTRAL	0- 0	0- 0	0- 0				

RPI 1-25			RPI 26-50			RPI 51-100			RPI 101+			Team's RPI: 268
RPI	S	Opponent	Score	RPI	S	Opponent	Score	RPI	S	Opponent	Score	
				42	A	Stetson	63 76	60	H	Elon	51 77	
										158	A	Winthrop 59 61
										213	H	Presbyterian 58 45
										252	N	Bethune-Cookman 66 55
										283	A	UNCW 80 89
										291	A	Western Caro. 57 67
										328	H	N.C. Central 65 60
										337	A	Longwood 65 58
										341	H	Mt. St. Mary's 60 42
										349	A	Charleston So. 69 65
LAST 12 Division I GAMES:												
				337	A	Longwood	65 58	60	H	Elon	51 77	
				213	H	Presbyterian	58 45	349	A	Charleston So.	69 65	
				252	N	Bethune-Cookman	66 55	158	A	Winthrop	59 61	
				42	A	Stetson	63 76	291	A	Western Caro.	57 67	
				328	H	N.C. Central	65 60	341	H	Mt. St. Mary's	60 42	
								283	A	UNCW	80 89	

Non-Div I Games: Pfeiffer 89 61 Brevard 72 51

Campbell

Loss, Non-Conf, S Site, H Home A Away N Neutral

Average RPI Win:	308	WON-LOST	WINNING	LAST 10	STRENGTH OF	OPP. STRENGTH	TEAM	ADJ.	CONF.	ADJ CONF.
Average RPI Loss:	98	RECORD	PCT. RANK	GAMES	SCHEDULE	OF SCHEDULE	RPI	RPI	RPI	RPI
DIV. I ONLY	5- 8	216	5- 5	255	165	245	245	24	24	
DIV. I NON-CONF.	2- 7	289	2- 6	93	135	225	225	22	22	
TOTALS	RPI 1-25	RPI 26-50	W-L RECORDS	RPI 51-100	RPI 101-150	RPI 150+				
5- 8	0- 0	0- 1	OVERALL	0- 4	0- 1	5- 2				
3- 3	0- 0	0- 0	HOME	0- 2	0- 0	3- 1				
2- 5	0- 0	0- 1	AWAY	0- 2	0- 1	2- 1				
0- 0	0- 0	0- 0	NEUTRAL	0- 0	0- 0	0- 0				
2- 7	0- 0	0- 1	NON-CONFERENCE	0- 4	0- 1	2- 1				
1- 3	0- 0	0- 0	HOME	0- 2	0- 0	1- 1				
1- 4	0- 0	0- 1	AWAY	0- 2	0- 1	1- 0				
0- 0	0- 0	0- 0	NEUTRAL	0- 0	0- 0	0- 0				
3- 1	0- 0	0- 0	CONFERENCE	0- 0	0- 0	3- 1				
2- 0	0- 0	0- 0	HOME	0- 0	0- 0	2- 0				
1- 1	0- 0	0- 0	AWAY	0- 0	0- 0	1- 1				
0- 0	0- 0	0- 0	NEUTRAL	0- 0	0- 0	0- 0				

RPI	S	Opponent	Score	RPI	S	Opponent	Score	RPI	S	Opponent	Score	RPI	S	Opponent	Score	Team's RPI: 245
46	A	Michigan	43	79	51	H	Youngstown St.	48	80	113	A	Bryant	68	71		
					64	A	Syracuse	37	70	152	H	Buffalo	55	72		
					89	A	St. Bonaventure	46	62	176	A	Iona	75	85		
					90	H	Albany (NY)	59	64	278	H	Binghamton	91	75		
										289	A	Saint Francis (PA)	87	74		
										314	A	Manhattan	56	45		
										314	H	Manhattan	55	44		
										343	H	Saint Peter's	75	50		
LAST 12 Division I GAMES:																
176	A	Iona	75	85	51	H	Youngstown St.	48	80							
314	A	Manhattan	56	45	278	H	Binghamton	91	75							
152	H	Buffalo	55	72	343	H	Saint Peter's	75	50							
46	A	Michigan	43	79	314	H	Manhattan	55	44							
64	A	Syracuse	37	70	289	A	Saint Francis (PA)	87	74							
113	A	Bryant	68	71	90	H	Albany (NY)	59	64							

Non-Div I Games:

Canisius

Central Ark.

Through Games Of Jan. 4, 2015







































Average RPI Win:	259	WON-LOST	WINNING	LAST 10	STRENGTH OF	OPP. STRENGTH	TEAM	ADJ.	CONF.	ADJ CONF.
Average RPI Loss:	149	RECORD	PCT. RANK	GAMES	SCHEDULE	OF SCHEDULE	RPI	RPI	RPI	RPI
DIV. I ONLY	4- 5	197	3- 3	232	283	214	214	29	29	
DIV. I NON-CONF.	3- 5	213	3- 4	249	298	261	261	29	29	
TOTALS	RPI 1-25	RPI 26-50	W-L RECORDS	RPI 51-100	RPI 101-150	RPI 150+				
4- 5	0- 1	0- 0	OVERALL	0- 1	0- 1	4- 2				
1- 2	0- 0	0- 0	HOME	0- 0	0- 1	1- 1				
2- 2	0- 1	0- 0	AWAY	0- 1	0- 0	2- 0				
1- 1	0- 0	0- 0	NEUTRAL	0- 0	0- 0	1- 1				
3- 5	0- 1	0- 0	NON-CONFERENCE	0- 1	0- 1	3- 2				
1- 2	0- 0	0- 0	HOME	0- 0	0- 1	1- 1				
1- 2	0- 1	0- 0	AWAY	0- 1	0- 0	1- 0				
1- 1	0- 0	0- 0	NEUTRAL	0- 0	0- 0	1- 1				
1- 0	0- 0	0- 0	CONFERENCE	0- 0	0- 0	1- 0				
0- 0	0- 0	0- 0	HOME	0- 0	0- 0	0- 0				
1- 0	0- 0	0- 0	AWAY	0- 0	0- 0	1- 0				
0- 0	0- 0	0- 0	NEUTRAL	0- 0	0- 0	0- 0				

RPI 1-25				RPI 26-50				RPI 51-100				RPI 101+ Team's RPI: 214			
RPI	S	Opponent	Score	RPI	S	Opponent	Score	RPI	S	Opponent	Score	RPI	S	Opponent	Score
20	A	Western Ky.	57 93					94	A	Georgia Tech	50 88	119	H	Jacksonville St.	54 63
												171	A	Abilene Christian	66 60
												240	N	Eastern Ky.	55 56
												250	H	Austin Peay	63 54
												270	H	Southeast Mo. St.	46 48
												274	N	Jackson St.	56 45
												342	A	Alcorn	62 36
LAST 12 Division I GAMES:															
171	A	Abilene Christian	66 60	119	H	Jacksonville St.	54 63								
250	H	Austin Peay	63 54	274	N	Jackson St.	56 45								
94	A	Georgia Tech	50 88	240	N	Eastern Ky.	55 56								
270	H	Southeast Mo. St.	46 48	20	A	Western Ky.	57 93								
342	A	Alcorn	62 36												

Non-Div I Games: Williams Baptist 73 57 Lyon 59 43 Blue Mountain 71 30 Central Baptist 72 39
Central Ark.



Loss, Non-Conf, S Site, H Home A Away N Neutral

Average RPI Win:	221	WON-LOST	WINNING	LAST 10	STRENGTH OF	OPP. STRENGTH	TEAM	ADJ.	CONF.	ADJ CONF.
Average RPI Loss:	131	RECORD	PCT. RANK	GAMES	SCHEDULE	OF SCHEDULE	RPI	RPI	RPI	RPI
DIV. I ONLY	5- 7	205	0- 1	75	298	154	154	28	28	
DIV. I NON-CONF.	4- 7	218	0- 1	58	292	145	145	28	28	
TOTALS	RPI 1-25	RPI 26-50	W-L RECORDS	RPI 51-100	RPI 101-150	RPI 150+				
5- 7	0- 0	0- 0	OVERALL	0- 1	1- 4	4- 2				
2- 4	0- 0	0- 0	HOME	0- 0	0- 3	2- 1				
3- 3	0- 0	0- 0	AWAY	0- 0	1- 0	2- 0				
0- 0	0- 0	0- 0	NEUTRAL	0- 0	0- 0	0- 0				
4- 7	0- 0	0- 0	NON-CONFERENCE	0- 1	1- 4	3- 2				
1- 4	0- 0	0- 0	HOME	0- 0	0- 3	1- 1				
3- 3	0- 0	0- 0	AWAY	0- 1	1- 1	2- 1				
0- 0	0- 0	0- 0	NEUTRAL	0- 0	0- 0	0- 0				
1- 0	0- 0	0- 0	CONFERENCE	0- 0	0- 0	1- 0				
1- 0	0- 0	0- 0	HOME	0- 0	0- 0	1- 0				
0- 0	0- 0	0- 0	AWAY	0- 0	0- 0	0- 0				
0- 0	0- 0	0- 0	NEUTRAL	0- 0	0- 0	0- 0				

RPI 1-25			RPI 26-50			RPI 51-100			RPI 101+			Team's RPI: 154
RPI	S	Opponent	Score	RPI	S	Opponent	Score	RPI	S	Opponent	Score	
						64  Syracuse	43  74			109  Hartford	63  75	
										116  Maine	58  72	
										124  Hofstra	71 66	
										130  Fordham	36  72	
										144  Rhode Island	46  58	
										156  New Hampshire	64 58	
										168  Army	60  74	
										186  Siena	57  79	
										241  UMass Lowell	81 58	
										287  Fairleigh Dickinson	82 53	
										299  Vermont	77 75	
LAST 12 Division I GAMES:												
64  Syracuse	43  74	130  Fordham	36  72									
168  Army	60  74	287  Fairleigh Dickinson	82 53									
144  Rhode Island	46  58	241  UMass Lowell	81 58									
116  Maine	58  72	186  Siena	57  79									
156  New Hampshire	64 58	109  Hartford	63  75									
299  Vermont	77 75	124  Hofstra	71 66									

Non-Div I Games:

Central Conn. St.

 Loss,
  Non-Conf, S Site,
  Home
  Away
 N Neutral

Average RPI Win:	228	WON-LOST	WINNING	LAST 10	STRENGTH OF	OPP. STRENGTH	TEAM	ADJ.	CONF.	ADJ CONF.
Average RPI Loss:	32	RECORD	PCT. RANK	GAMES	SCHEDULE	OF SCHEDULE	RPI	RPI	RPI	RPI
DIV. I ONLY	6- 6	161	5- 5	60	72	104	104	16	16	
DIV. I NON-CONF.	5- 6	175	5- 6	28	45	100	100	16	16	
TOTALS	RPI 1-25	RPI 26-50	W-L RECORDS	RPI 51-100	RPI 101-150	RPI 150+				
6- 6	0- 5	0- 0	OVERALL	0- 0	2- 1	4- 0				
3- 2	0- 2	0- 0	HOME	0- 0	1- 0	2- 0				
1- 3	0- 2	0- 0	AWAY	0- 0	0- 1	1- 0				
2- 1	0- 1	0- 0	NEUTRAL	0- 0	1- 0	1- 0				
5- 6	0- 5	0- 0	NON-CONFERENCE	0- 0	2- 1	3- 0				
3- 2	0- 2	0- 0	HOME	0- 0	1- 0	2- 0				
0- 3	0- 2	0- 0	AWAY	0- 0	0- 1	0- 0				
2- 1	0- 1	0- 0	NEUTRAL	0- 0	1- 0	1- 0				
1- 0	0- 0	0- 0	CONFERENCE	0- 0	0- 0	1- 0				
0- 0	0- 0	0- 0	HOME	0- 0	0- 0	0- 0				
1- 0	0- 0	0- 0	AWAY	0- 0	0- 0	1- 0				
0- 0	0- 0	0- 0	NEUTRAL	0- 0	0- 0	0- 0				

RPI 1-25				RPI 26-50				RPI 51-100				RPI 101+ Team's RPI: 104			
RPI	S	Opponent	Score	RPI	S	Opponent	Score	RPI	S	Opponent	Score	RPI	S	Opponent	Score
3	H	Kentucky	68 71									129	N	Richmond	61 56
8	A	Dayton	76 86									142	A	Memphis	61 62
8	H	Dayton	89 98									149	H	Massachusetts	72 70
13	N	South Carolina	45 80									191	N	Oregon	73 67
18	A	Minnesota	64 67									232	H	Oakland	74 69
												318	A	Kent St.	83 62
												347	H	Delaware St.	91 63
LAST 12 Division I GAMES:															
232	H	Oakland	74 69	318	A	Kent St.	83 62								
18	A	Minnesota	64 67	8	H	Dayton	89 98								
13	N	South Carolina	45 80	191	N	Oregon	73 67								
347	H	Delaware St.	91 63	129	N	Richmond	61 56								
8	A	Dayton	76 86	3	H	Kentucky	68 71								
142	A	Memphis	61 62	149	H	Massachusetts	72 70								

Non-Div I Games:

Central Mich.

■ Loss,
 ■ Non-Conf, S Site,
 ■ Home
 ■ Away
 N Neutral

CHAMPIONSHIP FOOTBALL				THROUGH GAMES OF JAN. 17, 1919						
Average RPI Win: 0		WON-LOST	WINNING	LAST 10	STRENGTH OF	OPP. STRENGTH	TEAM	ADJ.	CONF.	ADJ CONF.
Average RPI Loss: 237		RECORD	PCT. RANK	GAMES	SCHEDULE	OF SCHEDULE	RPI	RPI	RPI	RPI
DIV. I ONLY		0- 8	344	0- 8	328	342	349	349	31	31
DIV. I NON-CONF.		0- 5	338	0- 5	329	297	349	349	32	32
TOTALS		RPI 1-25	RPI 26-50	W-L RECORDS		RPI 51-100	RPI 101-150	RPI 150+		
0- 8	0- 0		0- 0	OVERALL		0- 0	0- 1	0- 7		
0- 2	0- 0		0- 0	HOME		0- 0	0- 0	0- 2		
0- 5	0- 0		0- 0	AWAY		0- 0	0- 0	0- 5		
0- 1	0- 0		0- 0	NEUTRAL		0- 0	0- 1	0- 0		
0- 5	0- 0		0- 0	NON-CONFERENCE		0- 0	0- 1	0- 4		
0- 0	0- 0		0- 0	HOME		0- 0	0- 0	0- 0		
0- 4	0- 0		0- 0	AWAY		0- 0	0- 0	0- 4		
0- 1	0- 0		0- 0	NEUTRAL		0- 0	0- 1	0- 0		
0- 3	0- 0		0- 0	CONFERENCE		0- 0	0- 0	0- 3		
0- 2	0- 0		0- 0	HOME		0- 0	0- 0	0- 2		
0- 1	0- 0		0- 0	AWAY		0- 0	0- 0	0- 1		
0- 0	0- 0		0- 0	NEUTRAL		0- 0	0- 0	0- 0		

RPI 1-25				RPI 26-50				RPI 51-100				RPI 101+				Team's RPI: 349	
RPI	S	Opponent	Score	RPI	S	Opponent	Score	RPI	S	Opponent	Score	RPI	S	Opponent	Score		
												119	N	Jacksonville St.	43	70	
												158	H	Winthrop	50	79	
												181	A	Florida	64	92	
												204	A	Charlotte	43	75	
												268	H	Campbell	65	69	
												283	A	UNCW	70	80	
												340	A	Wofford	48	55	
												345	A	UNC Asheville	47	56	
LAST 12 Division I GAMES:																	
				119	N	Jacksonville St.	43	70	158	H	Winthrop	50	79				
				268	H	Campbell	65	69	283	A	UNCW	70	80				
				204	A	Charlotte	43	75									
				345	A	UNC Asheville	47	56									
				181	A	Florida	64	92									
				340	A	Wofford	48	55									

Non-Div I Games:	Clearwater	90	37	Montreat	86	34	Trinity Baptist	98	35
------------------	------------	----	----	----------	----	----	-----------------	----	----

Charleston So.

■ Loss, ■ Non-Conf, S Site, H Home A Away N Neutral

Average RPI Win:	225	WON-LOST	WINNING	LAST 10	STRENGTH OF	OPP. STRENGTH	TEAM	ADJ.	CONF.	ADJ CONF.
Average RPI Loss:	106	RECORD	PCT. RANK	GAMES	SCHEDULE	OF SCHEDULE	RPI	RPI	RPI	RPI
DIV. I ONLY	4- 9	253	3- 7	91	167	204	204	17	17	
DIV. I NON-CONF.	4- 8	233	3- 8	106	175	209	209	17	17	
TOTALS	RPI 1-25	RPI 26-50	W-L RECORDS	RPI 51-100	RPI 101-150	RPI 150+				
4- 9	0- 2	0- 0	OVERALL	1- 3	0- 0	3- 4				
3- 2	0- 0	0- 0	HOME	0- 2	0- 0	3- 0				
1- 4	0- 1	0- 0	AWAY	1- 1	0- 0	0- 2				
0- 3	0- 1	0- 0	NEUTRAL	0- 0	0- 0	0- 2				
4- 8	0- 2	0- 0	NON-CONFERENCE	1- 2	0- 0	3- 4				
3- 2	0- 0	0- 0	HOME	0- 2	0- 0	3- 0				
1- 3	0- 1	0- 0	AWAY	1- 0	0- 0	0- 2				
0- 3	0- 1	0- 0	NEUTRAL	0- 0	0- 0	0- 2				
0- 1	0- 0	0- 0	CONFERENCE	0- 1	0- 0	0- 0				
0- 0	0- 0	0- 0	HOME	0- 0	0- 0	0- 0				
0- 1	0- 0	0- 0	AWAY	0- 1	0- 0	0- 0				
0- 0	0- 0	0- 0	NEUTRAL	0- 0	0- 0	0- 0				

RPI 1-25				RPI 26-50				RPI 51-100				RPI 101+ Team's RPI: 204			
RPI	S	Opponent	Score	RPI	S	Opponent	Score	RPI	S	Opponent	Score	RPI	S	Opponent	Score
13	A	South Carolina	61 82					60	H	Elon	54 67	153	N	Montana	58 67
23	N	Princeton	43 73					74	H	North Carolina St.	63 70	165	A	Ball St.	66 76
								99	A	Old Dominion	57 66	166	N	Wake Forest	58 65
								100	A	Liberty	79 77	203	A	Utah	52 54
												213	H	Presbyterian	66 50
												238	H	Davidson	86 51
												349	H	Charleston So.	75 43
LAST 12 Division I GAMES:															
13	A	South Carolina	61 82	99	A	Old Dominion	57 66								
23	N	Princeton	43 73	203	A	Utah	52 54								
166	N	Wake Forest	58 65	238	H	Davidson	86 51								
153	N	Montana	58 67	213	H	Presbyterian	66 50								
60	H	Elon	54 67	165	A	Ball St.	66 76								
74	H	North Carolina St.	63 70	349	H	Charleston So.	75 43								

Non-Div I Games:

Charlotte

■ Loss,
■ Non-Conf,
■ S Site,
■ H Home
■ A Away
N Neutral

Chattanooga

Through Games Of Jan. 4, 2015

Average RPI Win: 161		WON-LOST	WINNING	LAST 10	STRENGTH OF		OPP. STRENGTH	TEAM	ADJ.	CONF.	ADJ CONF.
Average RPI Loss: 33		RECORD	PCT. RANK	GAMES	SCHEDULE		OF SCHEDULE	RPI	RPI	RPI	RPI
DIV. I ONLY		11- 3	42	9- 1	107		27	43	43	20	20
DIV. I NON-CONF.		11- 3	47	10- 2	110		29	45	45	21	21
<hr/>											
TOTALS	RPI 1-25	RPI 26-50		W-L RECORDS		RPI 51-100	RPI 101-150		RPI 150+		
11- 3	1- 2	1- 0		OVERALL		1- 1	1- 0		7- 0		
6- 1	1- 1	1- 0		HOME		0- 0	1- 0		3- 0		
3- 2	0- 1	0- 0		AWAY		0- 1	0- 0		3- 0		
2- 0	0- 0	0- 0		NEUTRAL		1- 0	0- 0		1- 0		
<hr/>											
11- 3	1- 2	1- 0		NON-CONFERENCE		1- 1	1- 0		7- 0		
6- 1	1- 1	1- 0		HOME		0- 0	1- 0		3- 0		
3- 2	0- 1	0- 0		AWAY		0- 1	0- 0		3- 0		
2- 0	0- 0	0- 0		NEUTRAL		1- 0	0- 0		1- 0		
<hr/>											
0- 0	0- 0	0- 0		CONFERENCE		0- 0	0- 0		0- 0		
0- 0	0- 0	0- 0		HOME		0- 0	0- 0		0- 0		
0- 0	0- 0	0- 0		AWAY		0- 0	0- 0		0- 0		
0- 0	0- 0	0- 0		NEUTRAL		0- 0	0- 0		0- 0		

RPI 1-25				RPI 26-50				Team's RPI: 43	RPI 51-100				RPI 101+			
RPI	S	Opponent	Score	RPI	S	Opponent	Score		RPI	S	Opponent	Score	RPI	S	Opponent	Score
1	A	Notre Dame	53 88	45	H	Stanford	54 46		65	N	South Dakota	67 54	114	H	Villanova	49 45
5	H	Tennessee	67 63						78	A	Arkansas St.	52 57	162	A	Butler	76 47
19	H	South Fla.	57 59										172	A	Belmont	60 48
													199	A	UT Martin	65 54
													215	H	N.C. A&T	58 43
													250	H	Austin Peay	76 65
													261	N	SIUE	59 49
													285	H	Morgan St.	55 40
LAST 12 Division I GAMES:																
172	A	Belmont	60 48	65	N	South Dakota	67 54									
78	A	Arkansas St.	52 57	261	N	SIUE	59 49									
5	H	Tennessee	67 63	215	H	N.C. A&T	58 43									
250	H	Austin Peay	76 65	285	H	Morgan St.	55 40									
1	A	Notre Dame	53 88	45	H	Stanford	54 46									
162	A	Butler	76 47	199	A	UT Martin	65 54									

Non-Div I Games:

Chattanooga

■ Loss,
 ■ Non-Conf, S Site,
 ■ Home
 ■ Away
 N Neutral

Average RPI Win: 339		WON-LOST	WINNING	LAST 10	STRENGTH OF	OPP. STRENGTH	TEAM	ADJ.	CONF.	ADJ CONF.
Average RPI Loss: 188		RECORD	PCT. RANK	GAMES	SCHEDULE	OF SCHEDULE	RPI	RPI	RPI	RPI
DIV. I ONLY		1- 11	333	1- 8	225	335	331	331	30	30
DIV. I NON-CONF.		1- 11	337	1- 10	222	339	328	328	33	33
TOTALS		RPI 1-25	RPI 26-50	W-L RECORDS	RPI 51-100	RPI 101-150	RPI 150+			
1- 11	0- 0		0- 1	OVERALL	0- 1	0- 3	1- 6			
0- 6	0- 0		0- 1	HOME	0- 1	0- 1	0- 3			
1- 5	0- 0		0- 0	AWAY	0- 0	0- 0	1- 0			
0- 0	0- 0		0- 0	NEUTRAL	0- 0	0- 0	0- 0			
1- 11	0- 0		0- 1	NON-CONFERENCE	0- 1	0- 3	1- 6			
0- 6	0- 0		0- 1	HOME	0- 1	0- 1	0- 3			
1- 5	0- 0		0- 0	AWAY	0- 0	0- 2	1- 3			
0- 0	0- 0		0- 0	NEUTRAL	0- 0	0- 0	0- 0			
0- 0	0- 0		0- 0	CONFERENCE	0- 0	0- 0	0- 0			
0- 0	0- 0		0- 0	HOME	0- 0	0- 0	0- 0			
0- 0	0- 0		0- 0	AWAY	0- 0	0- 0	0- 0			
0- 0	0- 0		0- 0	NEUTRAL	0- 0	0- 0	0- 0			

RPI 1-25				RPI 26-50				RPI 51-100				RPI 101+				Team's RPI: 331	
RPI	S	Opponent	Score	RPI	S	Opponent	Score	RPI	S	Opponent	Score	RPI	S	Opponent	Score		
				39	H	Northwestern	48 102	82	H	Western Mich.	43 73	120	H	DePaul	34 87		
												132	A	Ill.-Chicago	44 70		
												150	A	Wright St.	40 81		
												212	H	Western Ill.	55 90		
												223	A	NJIT	48 59		
												232	A	Oakland	40 66		
												274	H	Jackson St.	60 70		
												298	H	IPFW	62 79		
												302	A	Milwaukee	47 69		
												339	A	Bradley	62 59		
LAST 12 Division I GAMES:																	
				298	H	IPFW	62 79	223	A	NJIT	48 59						
				82	H	Western Mich.	43 73	150	A	Wright St.	40 81						
				274	H	Jackson St.	60 70	302	A	Milwaukee	47 69						
				232	A	Oakland	40 66	339	A	Bradley	62 59						
				212	H	Western Ill.	55 90	132	A	Ill.-Chicago	44 70						
				39	H	Northwestern	48 102	120	H	DePaul	34 87						

Non-Div I Games: St. Joseph's (IN) 61 58

Chicago St.

Loss, Non-Conf, S Site, H Home A Away N Neutral

Average RPI Win:	232	WON-LOST	WINNING	LAST 10	STRENGTH OF	OPP. STRENGTH	TEAM	ADJ.	CONF.	ADJ CONF.
Average RPI Loss:	153	RECORD	PCT. RANK	GAMES	SCHEDULE	OF SCHEDULE	RPI	RPI	RPI	RPI
DIV. I ONLY	3- 11	296	0- 1	202	212	305	305	9	9	
DIV. I NON-CONF.	3- 8	264	0- 1	226	210	298	298	8	8	
TOTALS	RPI 1-25	RPI 26-50	W-L RECORDS	RPI 51-100	RPI 101-150	RPI 150+				
3- 11	0- 0	0- 1	OVERALL	0- 3	0- 1	3- 6				
3- 3	0- 0	0- 1	HOME	0- 0	0- 1	3- 1				
0- 6	0- 0	0- 0	AWAY	0- 2	0- 0	0- 4				
0- 2	0- 0	0- 0	NEUTRAL	0- 1	0- 0	0- 1				
3- 8	0- 0	0- 0	NON-CONFERENCE	0- 3	0- 1	3- 4				
3- 1	0- 0	0- 0	HOME	0- 0	0- 1	3- 0				
0- 5	0- 0	0- 0	AWAY	0- 2	0- 0	0- 3				
0- 2	0- 0	0- 0	NEUTRAL	0- 1	0- 0	0- 1				
0- 3	0- 0	0- 1	CONFERENCE	0- 0	0- 0	0- 2				
0- 2	0- 0	0- 1	HOME	0- 0	0- 0	0- 1				
0- 1	0- 0	0- 0	AWAY	0- 0	0- 0	0- 1				
0- 0	0- 0	0- 0	NEUTRAL	0- 0	0- 0	0- 0				

RPI 1-25				RPI 26-50				RPI 51-100				RPI 101+				Team's RPI: 305	
RPI	S	Opponent	Score	RPI	S	Opponent	Score	RPI	S	Opponent	Score	RPI	S	Opponent	Score		
				50	H	Tulane	50 60	55	A	Iowa St.	54 85	115	H	Xavier	71 72		
								59	A	UCLA	58 66	174	H	Temple	64 81		
								77	N	Creighton	52 63	185	H	Delaware	67 59		
												199	A	UT Martin	61 62		
												200	N	San Jose St.	54 79		
												220	A	Northern Ky.	52 66		
												244	A	Tulsa	52 74		
												253	H	Ark.-Pine Bluff	73 57		
												257	H	Detroit	70 38		
												294	A	Bowling Green	55 66		
LAST 12 Division I GAMES:																	
220	A	Northern Ky.	52 66	200	N	San Jose St.	54 79	115	H	Xavier	71 72	174	H	Temple	64 81		
294	A	Bowling Green	55 66	244	A	Tulsa	52 74	59	A	UCLA	58 66	50	H	Tulane	50 60		
77	N	Creighton	52 63	257	H	Detroit	70 38	77	N	Creighton	52 63	185	H	Delaware	67 59		
55	A	Iowa St.	54 85	185	H	Delaware	67 59										

Non-Div I Games:

Cincinnati

Average RPI Win:	221	WON-LOST	WINNING	LAST 10	STRENGTH OF	OPP. STRENGTH	TEAM	ADJ.	CONF.	ADJ CONF.
Average RPI Loss:	35	RECORD	PCT. RANK	GAMES	SCHEDULE	OF SCHEDULE	RPI	RPI	RPI	RPI
DIV. I ONLY	9- 6	122	6- 4	45	116	86	86	2	2	
DIV. I NON-CONF.	8- 5	122	6- 4	74	102	88	88	2	2	
TOTALS	RPI 1-25	RPI 26-50	W-L RECORDS	RPI 51-100	RPI 101-150	RPI 150+				
9- 6	0- 2	0- 3	OVERALL	2- 1	0- 0	7- 0				
9- 0	0- 0	0- 0	HOME	2- 0	0- 0	7- 0				
0- 3	0- 1	0- 1	AWAY	0- 1	0- 0	0- 0				
0- 3	0- 1	0- 2	NEUTRAL	0- 0	0- 0	0- 0				
8- 5	0- 2	0- 3	NON-CONFERENCE	2- 0	0- 0	6- 0				
8- 0	0- 0	0- 0	HOME	2- 0	0- 0	6- 0				
0- 2	0- 1	0- 1	AWAY	0- 0	0- 0	0- 0				
0- 3	0- 1	0- 2	NEUTRAL	0- 0	0- 0	0- 0				
1- 1	0- 0	0- 0	CONFERENCE	0- 1	0- 0	1- 0				
1- 0	0- 0	0- 0	HOME	0- 0	0- 0	1- 0				
0- 1	0- 0	0- 0	AWAY	0- 1	0- 0	0- 0				
0- 0	0- 0	0- 0	NEUTRAL	0- 0	0- 0	0- 0				

RPI 1-25				RPI 26-50				RPI 51-100 Team's RPI: 86				RPI 101+			
RPI	S	Opponent	Score	RPI	S	Opponent	Score	RPI	S	Opponent	Score	RPI	S	Opponent	Score
13	A	South Carolina	41 99	26	A	Middle Tenn.	28 69	80	H	Furman	79 69	184	H	Virginia Tech	63 54
14	N	FGCU	61 86	28	N	Ohio St.	77 86	83	H	North Dakota	72 67	205	H	Troy	82 73
				35	N	Wichita St.	48 63	94	A	Georgia Tech	66 74	223	H	NJIT	64 47
												277	H	South Carolina St.	66 57
												282	H	UNC Greensboro	80 51
												320	H	Tennessee Tech	76 61
												337	H	Longwood	72 56
LAST 12 Division I GAMES:															
320	H	Tennessee Tech	76 61	94	A	Georgia Tech	66 74								
26	A	Middle Tenn.	28 69	184	H	Virginia Tech	63 54								
35	N	Wichita St.	48 63	223	H	NJIT	64 47								
14	N	FGCU	61 86	277	H	South Carolina St.	66 57								
28	N	Ohio St.	77 86	337	H	Longwood	72 56								
80	H	Furman	79 69	83	H	North Dakota	72 67								

Non-Div I Games:

Clemson

■ Loss,
 ■ Non-Conf, S Site,
 ■ Home
 ■ Away
 N Neutral

Average RPI Win:	194	WON-LOST	WINNING	LAST 10	STRENGTH OF	OPP. STRENGTH	TEAM	ADJ.	CONF.	ADJ CONF.
Average RPI Loss:	130	RECORD	PCT. RANK	GAMES	SCHEDULE	OF SCHEDULE	RPI	RPI	RPI	RPI
DIV. I ONLY	6- 5	147	5- 4	149	172	127	127	13	13	
DIV. I NON-CONF.	6- 5	145	6- 5	159	173	132	132	13	13	
TOTALS	RPI 1-25	RPI 26-50	W-L RECORDS	RPI 51-100	RPI 101-150	RPI 150+				
6- 5	0- 1	0- 0	OVERALL	2- 1	0- 0	4- 3				
4- 1	0- 0	0- 0	HOME	2- 0	0- 0	2- 1				
2- 4	0- 1	0- 0	AWAY	0- 1	0- 0	2- 2				
0- 0	0- 0	0- 0	NEUTRAL	0- 0	0- 0	0- 0				
6- 5	0- 1	0- 0	NON-CONFERENCE	2- 1	0- 0	4- 3				
4- 1	0- 0	0- 0	HOME	2- 0	0- 0	2- 1				
2- 4	0- 1	0- 0	AWAY	0- 1	0- 0	2- 2				
0- 0	0- 0	0- 0	NEUTRAL	0- 0	0- 0	0- 0				
0- 0	0- 0	0- 0	CONFERENCE	0- 0	0- 0	0- 0				
0- 0	0- 0	0- 0	HOME	0- 0	0- 0	0- 0				
0- 0	0- 0	0- 0	AWAY	0- 0	0- 0	0- 0				
0- 0	0- 0	0- 0	NEUTRAL	0- 0	0- 0	0- 0				

RPI 1-25				RPI 26-50				RPI 51-100				RPI 101+ Team's RPI: 127			
RPI	S	Opponent	Score	RPI	S	Opponent	Score	RPI	S	Opponent	Score	RPI	S	Opponent	Score
18	A	Minnesota	76 93					73	H	Toledo	81 71	167	A	Fla. Atlantic	74 79
								87	A	Ohio	64 71	170	H	Niagara	58 76
								93	H	East Carolina	59 57	172	H	Belmont	89 86
												198	A	Morehead St.	80 72
												206	A	Eastern Mich.	68 71
												310	A	FIU	73 65
												318	H	Kent St.	69 67
LAST 12 Division I GAMES:															
206	A	Eastern Mich.	68 71	87	A	Ohio	64 71								
310	A	FIU	73 65	198	A	Morehead St.	80 72								
167	A	Fla. Atlantic	74 79	170	H	Niagara	58 76								
18	A	Minnesota	76 93	172	H	Belmont	89 86								
73	H	Toledo	81 71	318	H	Kent St.	69 67								
				93	H	East Carolina	59 57								

Non-Div I Games: Notre Dame (OH) 83 67

Cleveland St.

■ Loss,
 ■ Non-Conf, S Site,
 ■ Home
 ■ Away
 N Neutral

Average RPI Win:	294	WON-LOST	WINNING	LAST 10	STRENGTH OF	OPP. STRENGTH	TEAM	ADJ.	CONF.	ADJ CONF.
Average RPI Loss:	199	RECORD	PCT. RANK	GAMES	SCHEDULE	OF SCHEDULE	RPI	RPI	RPI	RPI
DIV. I ONLY	3- 5	225	3- 5	344	273	327	327	31	31	
DIV. I NON-CONF.	2- 3	205	2- 3	344	201	337	337	32	32	
TOTALS	RPI 1-25	RPI 26-50	W-L RECORDS	RPI 51-100	RPI 101-150	RPI 150+				
3- 5	0- 0	0- 0	OVERALL	0- 1	0- 1	3- 3				
2- 2	0- 0	0- 0	HOME	0- 0	0- 1	2- 1				
1- 2	0- 0	0- 0	AWAY	0- 1	0- 0	1- 1				
0- 1	0- 0	0- 0	NEUTRAL	0- 0	0- 0	0- 1				
2- 3	0- 0	0- 0	NON-CONFERENCE	0- 1	0- 1	2- 1				
2- 1	0- 0	0- 0	HOME	0- 0	0- 1	2- 0				
0- 1	0- 0	0- 0	AWAY	0- 1	0- 0	0- 0				
0- 1	0- 0	0- 0	NEUTRAL	0- 0	0- 0	0- 1				
1- 2	0- 0	0- 0	CONFERENCE	0- 0	0- 0	1- 2				
0- 1	0- 0	0- 0	HOME	0- 0	0- 0	0- 1				
1- 1	0- 0	0- 0	AWAY	0- 0	0- 0	1- 1				
0- 0	0- 0	0- 0	NEUTRAL	0- 0	0- 0	0- 0				

RPI 1-25			RPI 26-50			RPI 51-100			RPI 101+			Team's RPI: 327
RPI	S	Opponent	Score	RPI	S	Opponent	Score	RPI	S	Opponent	Score	
						80 A Furman	56 90	137 H Marshall		65 77		
								155 H High Point		64 79		
								255 A Radford		75 42		
								289 N Saint Francis (PA)		72 75		
								298 H IPFW		90 63		
								328 H N.C. Central		67 52		
								333 A Gardner-Webb		74 82		
LAST 12 Division I GAMES:												
333 A		Gardner-Webb	74 82	155 H		High Point	64 79					
298 H		IPFW	90 63	289 N		Saint Francis (PA)	72 75					
				328 H		N.C. Central	67 52					
				255 A		Radford	75 42					
				80 A		Furman	56 90					
				137 H		Marshall	65 77					

Non-Div I Games: Barber-Scotia 121 32 UNC Pembroke 64 48 Johnson & Wales (NC) 13 34 Pfeiffer 69 62 Coastal Caro.

Average RPI Win:	203	WON-LOST	WINNING	LAST 10	STRENGTH OF	OPP. STRENGTH	TEAM	ADJ.	CONF.	ADJ CONF.
Average RPI Loss:	129	RECORD	PCT. RANK	GAMES	SCHEDULE	OF SCHEDULE	RPI	RPI	RPI	RPI
DIV. I ONLY	2- 10	308	0- 1	17	255	219	219	10	10	
DIV. I NON-CONF.	2- 9	297	0- 1	21	249	220	220	10	10	
TOTALS	RPI 1-25	RPI 26-50	W-L RECORDS	RPI 51-100	RPI 101-150	RPI 150+				
2- 10	0- 3	0- 0	OVERALL	0- 2	0- 2	2- 3				
2- 1	0- 0	0- 0	HOME	0- 0	0- 0	2- 1				
0- 6	0- 1	0- 0	AWAY	0- 2	0- 1	0- 2				
0- 3	0- 2	0- 0	NEUTRAL	0- 0	0- 1	0- 0				
2- 9	0- 3	0- 0	NON-CONFERENCE	0- 2	0- 1	2- 3				
2- 1	0- 0	0- 0	HOME	0- 0	0- 0	2- 1				
0- 5	0- 1	0- 0	AWAY	0- 2	0- 0	0- 2				
0- 3	0- 2	0- 0	NEUTRAL	0- 0	0- 1	0- 0				
0- 1	0- 0	0- 0	CONFERENCE	0- 0	0- 1	0- 0				
0- 0	0- 0	0- 0	HOME	0- 0	0- 0	0- 0				
0- 1	0- 0	0- 0	AWAY	0- 0	0- 1	0- 0				
0- 0	0- 0	0- 0	NEUTRAL	0- 0	0- 0	0- 0				

RPI 1-25				RPI 26-50				RPI 51-100				RPI 101+ Team's RPI: 219			
RPI	S	Opponent	Score	RPI	S	Opponent	Score	RPI	S	Opponent	Score	RPI	S	Opponent	Score
2	N	UConn	24 85					92	A	Kennesaw St.	61 68	114	N	Villanova	41 60
18	N	Minnesota	50 74					93	A	East Carolina	55 68	124	A	Hofstra	53 78
19	A	South Fla.	47 67									182	H	Mercer	72 59
												224	H	USC Upstate	61 60
												265	A	George Mason	61 71
												277	A	South Carolina St.	51 60
												282	H	UNC Greensboro	68 70
LAST 12 Division I GAMES:															
114	N	Villanova	41 60	19	A	South Fla.	47 67								
124	A	Hofstra	53 78	18	N	Minnesota	50 74								
224	H	USC Upstate	61 60	2	N	UConn	24 85								
277	A	South Carolina St.	51 60	265	A	George Mason	61 71								
182	H	Mercer	72 59	93	A	East Carolina	55 68								
92	A	Kennesaw St.	61 68	282	H	UNC Greensboro	68 70								

Non-Div I Games:

Col. of Charleston

■ Loss,
 ■ Non-Conf,
 ■ S Site,
 ■ H Home
 ■ A Away
 N Neutral

Average RPI Win: 278	WON-LOST	WINNING	LAST 10	STRENGTH OF	OPP. STRENGTH	TEAM	ADJ.	CONF.	ADJ CONF.
Average RPI Loss: 133	RECORD	PCT. RANK	GAMES	SCHEDULE	OF SCHEDULE	RPI	RPI	RPI	RPI
DIV. I ONLY	1- 12	338	1- 9	95	261	296	296	22	22
DIV. I NON-CONF.	1- 10	330	1- 9	148	212	309	309	23	23
TOTALS	RPI 1-25	RPI 26-50	W-L RECORDS	RPI 51-100	RPI 101-150	RPI 150+			
1- 12	0- 0	0- 1	OVERALL	0- 5	0- 2	1- 4			
1- 4	0- 0	0- 0	HOME	0- 2	0- 1	1- 1			
0- 8	0- 0	0- 1	AWAY	0- 3	0- 1	0- 3			
0- 0	0- 0	0- 0	NEUTRAL	0- 0	0- 0	0- 0			
1- 10	0- 0	0- 1	NON-CONFERENCE	0- 4	0- 1	1- 4			
1- 3	0- 0	0- 0	HOME	0- 1	0- 1	1- 1			
0- 7	0- 0	0- 1	AWAY	0- 3	0- 0	0- 3			
0- 0	0- 0	0- 0	NEUTRAL	0- 0	0- 0	0- 0			
0- 2	0- 0	0- 0	CONFERENCE	0- 1	0- 1	0- 0			
0- 1	0- 0	0- 0	HOME	0- 1	0- 0	0- 0			
0- 1	0- 0	0- 0	AWAY	0- 0	0- 1	0- 0			
0- 0	0- 0	0- 0	NEUTRAL	0- 0	0- 0	0- 0			

RPI S	Opponent	Score	RPI S	Opponent	Score	RPI S	Opponent	Score	RPI S	Opponent	Score	Team's RPI: 296
44	A Georgia	35 66	53	A Rutgers	44 60	121	H Cornell	66 74				
			75	A Drexel	51 59	147	A Bucknell	75 77				
			89	A St. Bonaventure	49 65	161	A Harvard	53 68				
			90	H Albany (NY)	48 67	186	A Siena	68 80				
			97	H Lehigh	68 86	209	A Monmouth	62 82				
						278	H Binghamton	74 55				
						318	H Kent St.	61 62				
LAST 12 Division I GAMES:												
147	A Bucknell	75 77	278	H Binghamton	74 55							
97	H Lehigh	68 86	90	H Albany (NY)	48 67							
186	A Siena	68 80	89	A St. Bonaventure	49 65							
318	H Kent St.	61 62	53	A Rutgers	44 60							
209	A Monmouth	62 82	44	A Georgia	35 66							
121	H Cornell	66 74	75	A Drexel	51 59							

Non-Div I Games:

Colgate

Colorado

Through Games Of Jan. 4, 2015

Average RPI Win:	179	WON-LOST	WINNING	LAST 10	STRENGTH OF	OPP. STRENGTH	TEAM	ADJ.	CONF.	ADJ CONF.
Average RPI Loss:	48	RECORD	PCT. RANK	GAMES	SCHEDULE	OF SCHEDULE	RPI	RPI	RPI	RPI
DIV. I ONLY	7- 5	131	2- 1	16	119	67	67	4	4	
DIV. I NON-CONF.	7- 4	107	2- 1	23	147	64	64	3	3	
TOTALS	RPI 1-25	RPI 26-50	W-L RECORDS	RPI 51-100	RPI 101-150	RPI 150+				
7- 5	0- 2	0- 2	OVERALL	2- 0	1- 1	4- 0				
6- 2	0- 1	0- 1	HOME	2- 0	1- 0	3- 0				
1- 3	0- 1	0- 1	AWAY	0- 0	0- 1	1- 0				
0- 0	0- 0	0- 0	NEUTRAL	0- 0	0- 0	0- 0				
7- 4	0- 2	0- 1	NON-CONFERENCE	2- 0	1- 1	4- 0				
6- 2	0- 1	0- 1	HOME	2- 0	1- 0	3- 0				
1- 2	0- 1	0- 0	AWAY	0- 0	0- 1	1- 0				
0- 0	0- 0	0- 0	NEUTRAL	0- 0	0- 0	0- 0				
0- 1	0- 0	0- 1	CONFERENCE	0- 0	0- 0	0- 0				
0- 0	0- 0	0- 0	HOME	0- 0	0- 0	0- 0				
0- 1	0- 0	0- 1	AWAY	0- 0	0- 0	0- 0				
0- 0	0- 0	0- 0	NEUTRAL	0- 0	0- 0	0- 0				

RPI 1-25				RPI 26-50				RPI 51-100				RPI 101+			
RPI	S	Opponent	Score	RPI	S	Opponent	Score	RPI	S	Opponent	Score	RPI	S	Opponent	Score
9	A	Iowa	63 78	33	H	Long Beach St.	56 62	78	H	Arkansas St.	80 69	126	H	Colorado St.	87 81
20	H	Western Ky.	78 79	45	A	Stanford	55 62	83	H	North Dakota	68 59	133	A	Missouri	50 53
												190	H	Missouri St.	87 59
												200	H	San Jose St.	97 89
												242	H	Wyoming	76 71
												332	A	Denver	77 49
LAST 12 Division I GAMES:															
78	H	Arkansas St.	80 69	242	H	Wyoming	76 71								
20	H	Western Ky.	78 79	133	A	Missouri	50 53								
126	H	Colorado St.	87 81	9	A	Iowa	63 78								
45	A	Stanford	55 62	200	H	San Jose St.	97 89								
33	H	Long Beach St.	56 62	190	H	Missouri St.	87 59								
83	H	North Dakota	68 59	332	A	Denver	77 49								

Non-Div I Games:

Colorado

Loss, Non-Conf, S Site, H Home A Away N Neutral

Average RPI Win:	222	WON-LOST	WINNING	LAST 10	STRENGTH OF	OPP. STRENGTH	TEAM	ADJ.	CONF.	ADJ CONF.
Average RPI Loss:	98	RECORD	PCT. RANK	GAMES	SCHEDULE	OF SCHEDULE	RPI	RPI	RPI	RPI
DIV. I ONLY	7- 4	108	6- 3	185	173	126	126	19	19	
DIV. I NON-CONF.	6- 3	92	6- 2	194	196	129	129	19	19	
TOTALS	RPI 1-25	RPI 26-50	W-L RECORDS	RPI 51-100	RPI 101-150	RPI 150+				
7- 4	0- 0	0- 0	OVERALL	0- 3	1- 1	6- 0				
5- 1	0- 0	0- 0	HOME	0- 0	0- 1	5- 0				
1- 3	0- 0	0- 0	AWAY	0- 3	1- 0	0- 0				
1- 0	0- 0	0- 0	NEUTRAL	0- 0	0- 0	1- 0				
6- 3	0- 0	0- 0	NON-CONFERENCE	0- 2	1- 1	5- 0				
4- 1	0- 0	0- 0	HOME	0- 0	0- 1	4- 0				
1- 2	0- 0	0- 0	AWAY	0- 2	1- 0	0- 0				
1- 0	0- 0	0- 0	NEUTRAL	0- 0	0- 0	1- 0				
1- 1	0- 0	0- 0	CONFERENCE	0- 1	0- 0	1- 0				
1- 0	0- 0	0- 0	HOME	0- 0	0- 0	1- 0				
0- 1	0- 0	0- 0	AWAY	0- 1	0- 0	0- 0				
0- 0	0- 0	0- 0	NEUTRAL	0- 0	0- 0	0- 0				

RPI S	Opponent	Score	RPI S	Opponent	Score	RPI S	Opponent	Score	RPI S	Opponent	Score	Team's RPI: 126
						67	A Colorado	81 87	134	A Drake	69 56	
						85	A BYU	58 69	143	H Hawaii	58 63	
						95	A Boise St.	65 75	167	H Fla. Atlantic	59 46	
									177	N TCU	76 62	
									197	H New Mexico	44 38	
									230	H Cal Poly	65 63	
									317	H Illinois St.	70 49	
									332	H Denver	81 61	
LAST 12 Division I GAMES:												
197	H New Mexico	44 38	85	A BYU	58 69							
95	A Boise St.	65 75	134	A Drake	69 56							
230	H Cal Poly	65 63	67	A Colorado	81 87							
167	H Fla. Atlantic	59 46	177	N TCU	76 62							
332	H Denver	81 61	317	H Illinois St.	70 49							
			143	H Hawaii	58 63							

Non-Div I Games: South Dakota Mines 75 39 Colorado Mines 99 45

Colorado St.

Loss, Non-Conf, S Site, H Home A Away N Neutral

Average RPI Win:	216	WON-LOST	WINNING	LAST 10	STRENGTH OF	OPP. STRENGTH	TEAM	ADJ.	CONF.	ADJ CONF.
Average RPI Loss:	224	RECORD	PCT. RANK	GAMES	SCHEDULE	OF SCHEDULE	RPI	RPI	RPI	RPI
DIV. I ONLY	4- 8	241	4- 6	310	323	326	326	11	11	
DIV. I NON-CONF.	4- 8	233	4- 8	309	322	327	327	11	11	
TOTALS	RPI 1-25	RPI 26-50	W-L RECORDS	RPI 51-100	RPI 101-150	RPI 150+				
4- 8	0- 0	0- 0	OVERALL	0- 1	2- 1	2- 6				
4- 4	0- 0	0- 0	HOME	0- 1	2- 0	2- 3				
0- 4	0- 0	0- 0	AWAY	0- 0	0- 1	0- 3				
0- 0	0- 0	0- 0	NEUTRAL	0- 0	0- 0	0- 0				
4- 8	0- 0	0- 0	NON-CONFERENCE	0- 1	2- 1	2- 6				
4- 4	0- 0	0- 0	HOME	0- 1	2- 0	2- 3				
0- 4	0- 0	0- 0	AWAY	0- 0	0- 1	0- 3				
0- 0	0- 0	0- 0	NEUTRAL	0- 0	0- 0	0- 0				
0- 0	0- 0	0- 0	CONFERENCE	0- 0	0- 0	0- 0				
0- 0	0- 0	0- 0	HOME	0- 0	0- 0	0- 0				
0- 0	0- 0	0- 0	AWAY	0- 0	0- 0	0- 0				
0- 0	0- 0	0- 0	NEUTRAL	0- 0	0- 0	0- 0				

RPI 1-25			RPI 26-50			RPI 51-100			RPI 101+			Team's RPI: 326
RPI	S	Opponent	Score	RPI	S	Opponent	Score	RPI	S	Opponent	Score	
						92	H Kennesaw St.	62	66	107	H Lafayette	72 65
										138	A San Francisco	65 70
										144	H Rhode Island	79 69
										200	A San Jose St.	76 119
										241	H UMass Lowell	59 69
										247	A Stony Brook	68 82
										254	H Portland St.	66 71
										275	H LIU Brooklyn	54 45
										293	A Wagner	86 97
										325	H UMBC	66 76
										339	H Bradley	81 74
LAST 12 Division I GAMES:												
293	A	Wagner	86	97	339	H	Bradley	81	74			
254	H	Portland St.	66	71	144	H	Rhode Island	79	69			
275	H	LIU Brooklyn	54	45	247	A	Stony Brook	68	82			
325	H	UMBC	66	76	107	H	Lafayette	72	65			
241	H	UMass Lowell	59	69	200	A	San Jose St.	76	119			
92	H	Kennesaw St.	62	66	138	A	San Francisco	65	70			

Non-Div I Games:

Columbia

■ Loss,
■ Non-Conf,
■ S Site,
■ H Home
■ A Away
N Neutral

Average RPI Win:	0	WON-LOST	WINNING	LAST 10	STRENGTH OF	OPP. STRENGTH	TEAM	ADJ.	CONF.	ADJ CONF.
Average RPI Loss:	148	RECORD	PCT. RANK	GAMES	SCHEDULE	OF SCHEDULE	RPI	RPI	RPI	RPI
DIV. I ONLY	0- 10	344	0- 9	82	269	309	309	32	32	
DIV. I NON-CONF.	0- 10	338	0- 10	92	271	312	312	31	31	
TOTALS	RPI 1-25	RPI 26-50	W-L RECORDS	RPI 51-100	RPI 101-150	RPI 150+				
0- 10	0- 1	0- 1	OVERALL	0- 2	0- 2	0- 4				
0- 3	0- 1	0- 0	HOME	0- 0	0- 1	0- 1				
0- 7	0- 0	0- 1	AWAY	0- 2	0- 1	0- 3				
0- 0	0- 0	0- 0	NEUTRAL	0- 0	0- 0	0- 0				
0- 10	0- 1	0- 1	NON-CONFERENCE	0- 2	0- 2	0- 4				
0- 3	0- 1	0- 0	HOME	0- 0	0- 1	0- 1				
0- 7	0- 0	0- 1	AWAY	0- 2	0- 1	0- 3				
0- 0	0- 0	0- 0	NEUTRAL	0- 0	0- 0	0- 0				
0- 0	0- 0	0- 0	CONFERENCE	0- 0	0- 0	0- 0				
0- 0	0- 0	0- 0	HOME	0- 0	0- 0	0- 0				
0- 0	0- 0	0- 0	AWAY	0- 0	0- 0	0- 0				
0- 0	0- 0	0- 0	NEUTRAL	0- 0	0- 0	0- 0				

RPI 1-25				RPI 26-50				RPI 51-100				RPI 101+ Team's RPI: 309			
RPI	S	Opponent	Score	RPI	S	Opponent	Score	RPI	S	Opponent	Score	RPI	S	Opponent	Score
17	H	Maryland	51 110	44	A	Georgia	29 49	71	A	West Virginia	43 83	101	A	Miami (FL)	54 70
								74	A	North Carolina St.	61 81	131	H	VCU	52 63
												166	A	Wake Forest	54 65
												211	H	Robert Morris	58 75
												325	A	UMBC	65 78
												341	A	Mt. St. Mary's	65 81
LAST 12 Division I GAMES:															
131	H	VCU	52 63	211	H	Robert Morris	58 75								
17	H	Maryland	51 110	166	A	Wake Forest	54 65								
101	A	Miami (FL)	54 70	325	A	UMBC	65 78								
341	A	Mt. St. Mary's	65 81	74	A	North Carolina St.	61 81								
71	A	West Virginia	43 83												
44	A	Georgia	29 49												

Non-Div I Games: Virginia Union 68 54

Coppin St.

■ Loss,
 ■ Non-Conf,
 ■ S Site,
 ■ H Home
 ■ A Away
 N Neutral

Average RPI Win: 199	WON-LOST	WINNING	LAST 10	STRENGTH OF	OPP. STRENGTH	TEAM	ADJ.	CONF.	ADJ CONF.
Average RPI Loss: 109	RECORD	PCT. RANK	GAMES	SCHEDULE	OF SCHEDULE	RPI	RPI	RPI	RPI
DIV. I ONLY	8- 5	113	7- 3	205	117	121	121	11	11
DIV. I NON-CONF.	8- 5	122	8- 4	203	114	127	127	11	11

TOTALS	RPI 1-25	RPI 26-50	W-L RECORDS	RPI 51-100	RPI 101-150	RPI 150+			
8- 5	0- 0	0- 0	OVERALL	1- 2	2- 2	5- 1			
4- 2	0- 0	0- 0	HOME	1- 0	2- 1	1- 1			
4- 3	0- 0	0- 0	AWAY	0- 2	0- 1	4- 0			
0- 0	0- 0	0- 0	NEUTRAL	0- 0	0- 0	0- 0			
8- 5	0- 0	0- 0	NON-CONFERENCE	1- 2	2- 2	5- 1			
4- 2	0- 0	0- 0	HOME	1- 0	2- 1	1- 1			
4- 3	0- 0	0- 0	AWAY	0- 2	0- 1	4- 0			
0- 0	0- 0	0- 0	NEUTRAL	0- 0	0- 0	0- 0			
0- 0	0- 0	0- 0	CONFERENCE	0- 0	0- 0	0- 0			
0- 0	0- 0	0- 0	HOME	0- 0	0- 0	0- 0			
0- 0	0- 0	0- 0	AWAY	0- 0	0- 0	0- 0			
0- 0	0- 0	0- 0	NEUTRAL	0- 0	0- 0	0- 0			

RPI 1-25			RPI 26-50			RPI 51-100			RPI 101+			Team's RPI: 121
RPI	S	Opponent	Score	RPI	S	Opponent	Score	RPI	S	Opponent	Score	
						51	H Youngstown St.	75 63	109	H Hartford	46	48
						64	A Syracuse	59 76	113	H Bryant	66	64
						75	A Drexel	53 62	137	H Marshall	58	49
									147	A Bucknell	51	59
									152	H Buffalo	58	65
									173	A Fairfield	58	47
									211	H Robert Morris	70	59
									296	A Colgate	74	66
									299	A Vermont	90	87
									308	A Loyola Maryland	79	61
LAST 12 Division I GAMES:												
64	A	Syracuse	59 76	51	H	Youngstown St.	75 63					
308	A	Loyola Maryland	79 61	299	A	Vermont	90 87					
211	H	Robert Morris	70 59	137	H	Marshall	58 49					
113	H	Bryant	66 64	173	A	Fairfield	58 47					
152	H	Buffalo	58 65	296	A	Colgate	74 66					
147	A	Bucknell	51 59	75	A	Drexel	53 62					

Non-Div I Games:

Cornell

Creighton

Through Games Of Jan. 4, 2015

Average RPI Win:	186	WON-LOST	WINNING	LAST 10	STRENGTH OF	OPP. STRENGTH	TEAM	ADJ.	CONF.	ADJ CONF.
Average RPI Loss:	57	RECORD	PCT. RANK	GAMES	SCHEDULE	OF SCHEDULE	RPI	RPI	RPI	RPI
DIV. I ONLY	8- 7	159	5- 5	50	30	77	77	8	8	
DIV. I NON-CONF.	7- 4	107	5- 3	32	24	44	44	6	6	
TOTALS	RPI 1-25	RPI 26-50	W-L RECORDS	RPI 51-100	RPI 101-150	RPI 150+				
8- 7	0- 2	0- 3	OVERALL	2- 0	2- 1	4- 1				
5- 2	0- 0	0- 2	HOME	1- 0	1- 0	3- 0				
2- 5	0- 2	0- 1	AWAY	1- 0	1- 1	0- 1				
1- 0	0- 0	0- 0	NEUTRAL	0- 0	0- 0	1- 0				
7- 4	0- 2	0- 2	NON-CONFERENCE	2- 0	2- 0	3- 0				
4- 1	0- 0	0- 1	HOME	1- 0	1- 0	2- 0				
2- 3	0- 2	0- 1	AWAY	1- 0	1- 0	0- 0				
1- 0	0- 0	0- 0	NEUTRAL	0- 0	0- 0	1- 0				
1- 3	0- 0	0- 1	CONFERENCE	0- 0	0- 1	1- 1				
1- 1	0- 0	0- 1	HOME	0- 0	0- 0	1- 0				
0- 2	0- 0	0- 0	AWAY	0- 0	0- 1	0- 1				
0- 0	0- 0	0- 0	NEUTRAL	0- 0	0- 0	0- 0				

RPI 1-25				RPI 26-50				RPI 51-100				RPI 101+			
RPI	S	Opponent	Score	RPI	S	Opponent	Score	RPI	S	Opponent	Score	RPI	S	Opponent	Score
2	A	UConn	60 96	27	H	Nebraska	57 60	69	A	South Dakota St.	88 81	115	A	Xavier	65 66
25	A	California	69 94	34	H	Seton Hall	74 79	76	H	Kansas	84 81	118	A	UNI	58 56
				35	A	Wichita St.	56 65					134	H	Drake	93 71
												162	A	Butler	58 63
												203	H	Utah	64 56
												263	H	Georgetown	76 61
												305	N	Cincinnati	63 52
												323	H	Omaha	67 50
LAST 12 Division I GAMES:															
263	H	Georgetown	76 61	162	A	Butler	58 63								
76	H	Kansas	84 81	115	A	Xavier	65 66								
323	H	Omaha	67 50	34	H	Seton Hall	74 79								
134	H	Drake	93 71	25	A	California	69 94								
27	H	Nebraska	57 60	305	N	Cincinnati	63 52								
118	A	UNI	58 56	2	A	UConn	60 96								

Non-Div I Games:

Creighton

Average RPI Win:	215	WON-LOST	WINNING	LAST 10	STRENGTH OF	OPP. STRENGTH	TEAM	ADJ.	CONF.	ADJ CONF.
Average RPI Loss:	154	RECORD	PCT. RANK	GAMES	SCHEDULE	OF SCHEDULE	RPI	RPI	RPI	RPI
DIV. I ONLY	9- 5	99	5- 5	234	252	110	110	11	11	
DIV. I NON-CONF.	9- 5	104	7- 5	229	254	114	114	11	11	
TOTALS	RPI 1-25	RPI 26-50	W-L RECORDS	RPI 51-100	RPI 101-150	RPI 150+				
9- 5	0- 0	0- 0	OVERALL	0- 1	2- 2	7- 2				
5- 0	0- 0	0- 0	HOME	0- 0	1- 0	4- 0				
3- 5	0- 0	0- 0	AWAY	0- 1	1- 2	2- 2				
1- 0	0- 0	0- 0	NEUTRAL	0- 0	0- 0	1- 0				
9- 5	0- 0	0- 0	NON-CONFERENCE	0- 1	2- 2	7- 2				
5- 0	0- 0	0- 0	HOME	0- 0	1- 0	4- 0				
3- 5	0- 0	0- 0	AWAY	0- 1	1- 2	2- 2				
1- 0	0- 0	0- 0	NEUTRAL	0- 0	0- 0	1- 0				
0- 0	0- 0	0- 0	CONFERENCE	0- 0	0- 0	0- 0				
0- 0	0- 0	0- 0	HOME	0- 0	0- 0	0- 0				
0- 0	0- 0	0- 0	AWAY	0- 0	0- 0	0- 0				
0- 0	0- 0	0- 0	NEUTRAL	0- 0	0- 0	0- 0				

RPI 1-25				RPI 26-50				RPI 51-100				RPI 101+				Team's RPI: 110	
RPI	S	Opponent	Score	RPI	S	Opponent	Score	RPI	S	Opponent	Score	RPI	S	Opponent	Score		
								81	A	San Diego	53	78	109	H	Hartford	49	43
													116	A	Maine	38	53
													118	A	UNI	46	62
													144	A	Rhode Island	54	44
													156	A	New Hampshire	44	60
													170	A	Niagara	76	70
													223	H	NJIT	68	63
													230	A	Cal Poly	74	61
													232	H	Oakland	59	54
													246	H	Holy Cross	69	53
													262	H	Loyola Chicago	70	58
													299	A	Vermont	63	68
													318	N	Kent St.	60	49
LAST 12 Division I GAMES:																	
170	A	Niagara	76	70	232	H	Oakland	59	54								
262	H	Loyola Chicago	70	58	144	A	Rhode Island	54	44								
156	A	New Hampshire	44	60	109	H	Hartford	49	43								
118	A	UNI	46	62	81	A	San Diego	53	78								
116	A	Maine	38	53	318	N	Kent St.	60	49								
299	A	Vermont	63	68	230	A	Cal Poly	74	61								

Non-Div I Games:

Dartmouth

 Loss,
 Non-Conf,
 S Site,
 H Home
 A Away
N Neutral

Davidson

Through Games Of Jan. 4, 2015

Average RPI Win:	230	WON-LOST	WINNING	LAST 10	STRENGTH OF	OPP. STRENGTH	TEAM	ADJ.	CONF.	ADJ CONF.
Average RPI Loss:	128	RECORD	PCT. RANK	GAMES	SCHEDULE	OF SCHEDULE	RPI	RPI	RPI	RPI
DIV. I ONLY	4- 10	263	2- 8	142	202	238	238	6	6	
DIV. I NON-CONF.	4- 9	246	4- 7	170	168	238	238	7	7	
TOTALS	RPI 1-25	RPI 26-50	W-L RECORDS	RPI 51-100	RPI 101-150	RPI 150+				
4- 10	0- 1	0- 0	OVERALL	1- 4	0- 1	3- 4				
2- 4	0- 1	0- 0	HOME	0- 1	0- 1	2- 1				
2- 5	0- 0	0- 0	AWAY	1- 3	0- 0	1- 2				
0- 1	0- 0	0- 0	NEUTRAL	0- 0	0- 0	0- 1				
4- 9	0- 1	0- 0	NON-CONFERENCE	1- 4	0- 0	3- 4				
2- 3	0- 1	0- 0	HOME	0- 1	0- 0	2- 1				
2- 5	0- 0	0- 0	AWAY	1- 3	0- 0	1- 2				
0- 1	0- 0	0- 0	NEUTRAL	0- 0	0- 0	0- 1				
0- 1	0- 0	0- 0	CONFERENCE	0- 0	0- 1	0- 0				
0- 1	0- 0	0- 0	HOME	0- 0	0- 1	0- 0				
0- 0	0- 0	0- 0	AWAY	0- 0	0- 0	0- 0				
0- 0	0- 0	0- 0	NEUTRAL	0- 0	0- 0	0- 0				

RPI 1-25				RPI 26-50				RPI 51-100				RPI 101+ Team's RPI: 238			
RPI	S	Opponent	Score	RPI	S	Opponent	Score	RPI	S	Opponent	Score	RPI	S	Opponent	Score
16	H	James Madison	57 73					53	A	Rutgers	44 100	145	H	La Salle	54 63
								56	H	Southern California	64 99	155	H	High Point	76 57
								74	A	North Carolina St.	66 82	158	A	Winthrop	60 75
								80	A	Furman	60 67	204	A	Charlotte	51 86
								91	A	Virginia	67 57	215	H	N.C. A&T	57 62
												276	N	Miami (OH)	58 59
												333	A	Gardner-Webb	68 67
												341	H	Mt. St. Mary's	67 62
LAST 12 Division I GAMES:															
91	A	Virginia	67 57	145	H	La Salle	54 63								
204	A	Charlotte	51 86	276	N	Miami (OH)	58 59								
74	A	North Carolina St.	66 82	53	A	Rutgers	44 100								
158	A	Winthrop	60 75	155	H	High Point	76 57								
16	H	James Madison	57 73	341	H	Mt. St. Mary's	67 62								
215	H	N.C. A&T	57 62	333	A	Gardner-Webb	68 67								

Non-Div I Games:

Davidson

■ Loss,
 ■ Non-Conf,
 S Site,
 ■ Home
 ■ Away
 N Neutral

Average RPI Win:	101	WON-LOST	WINNING	LAST 10	STRENGTH OF	OPP. STRENGTH	TEAM	ADJ.	CONF.	ADJ CONF.
Average RPI Loss:	31	RECORD	PCT. RANK	GAMES	SCHEDULE	OF SCHEDULE	RPI	RPI	RPI	RPI
DIV. I ONLY	9- 4	78	8- 2	8	6	8	8	6	6	
DIV. I NON-CONF.	9- 3	61	9- 2	9	8	3	3	7	7	
TOTALS	RPI 1-25	RPI 26-50	W-L RECORDS	RPI 51-100	RPI 101-150	RPI 150+				
9- 4	1- 2	2- 2	OVERALL	1- 0	3- 0	2- 0				
5- 1	1- 1	1- 0	HOME	1- 0	1- 0	1- 0				
3- 3	0- 1	1- 2	AWAY	0- 0	2- 0	0- 0				
1- 0	0- 0	0- 0	NEUTRAL	0- 0	0- 0	1- 0				
9- 3	1- 1	2- 2	NON-CONFERENCE	1- 0	3- 0	2- 0				
5- 0	1- 0	1- 0	HOME	1- 0	1- 0	1- 0				
3- 3	0- 1	1- 2	AWAY	0- 0	2- 0	0- 0				
1- 0	0- 0	0- 0	NEUTRAL	0- 0	0- 0	1- 0				
0- 1	0- 1	0- 0	CONFERENCE	0- 0	0- 0	0- 0				
0- 1	0- 1	0- 0	HOME	0- 0	0- 0	0- 0				
0- 0	0- 0	0- 0	AWAY	0- 0	0- 0	0- 0				
0- 0	0- 0	0- 0	NEUTRAL	0- 0	0- 0	0- 0				

RPI 1-25				RPI 26-50				RPI 51-100				RPI 101+			
RPI	S	Opponent	Score	RPI	S	Opponent	Score	RPI	S	Opponent	Score	RPI	S	Opponent	Score
7	H	Green Bay	72 66	38	H	Purdue	63 61	73	H	Toledo	79 57	104	A	Central Mich.	98 89
9	A	Iowa	83 90	41	A	Vanderbilt	71 67					104	H	Central Mich.	86 76
21	H	George Washington	66 69	47	A	Gonzaga	65 75					150	A	Wright St.	79 76
				48	A	Washington St.	60 76					195	H	Providence	72 56
												199	N	UT Martin	78 47
LAST 12 Division I GAMES:															
				7	H	Green Bay	72 66	21	H	George Washington	66 69				
				41	A	Vanderbilt	71 67	104	A	Central Mich.	98 89				
				104	H	Central Mich.	86 76	195	H	Providence	72 56				
				73	H	Toledo	79 57	9	A	Iowa	83 90				
				38	H	Purdue	63 61	199	N	UT Martin	78 47				
				150	A	Wright St.	79 76	47	A	Gonzaga	65 75				

Non-Div I Games:

Dayton

■ Loss,
 ■ Non-Conf,
 ■ S Site,
 ■ H Home
 ■ A Away
 N Neutral

Average RPI Win:	216	WON-LOST	WINNING	LAST 10	STRENGTH OF	OPP. STRENGTH	TEAM	ADJ.	CONF.	ADJ CONF.
Average RPI Loss:	38	RECORD	PCT. RANK	GAMES	SCHEDULE	OF SCHEDULE	RPI	RPI	RPI	RPI
DIV. I ONLY	10- 5	85	6- 4	247	9	120	120	8	8	
DIV. I NON-CONF.	8- 4	92	6- 3	196	9	118	118	6	6	
TOTALS	RPI 1-25	RPI 26-50	W-L RECORDS	RPI 51-100	RPI 101-150	RPI 150+				
10- 5	0- 2	0- 2	OVERALL	2- 0	0- 1	8- 0				
6- 3	0- 1	0- 2	HOME	2- 0	0- 0	4- 0				
4- 2	0- 1	0- 0	AWAY	0- 0	0- 1	4- 0				
0- 0	0- 0	0- 0	NEUTRAL	0- 0	0- 0	0- 0				
8- 4	0- 2	0- 2	NON-CONFERENCE	2- 0	0- 0	6- 0				
5- 3	0- 1	0- 2	HOME	2- 0	0- 0	3- 0				
3- 1	0- 1	0- 0	AWAY	0- 0	0- 0	3- 0				
0- 0	0- 0	0- 0	NEUTRAL	0- 0	0- 0	0- 0				
2- 1	0- 0	0- 0	CONFERENCE	0- 0	0- 1	2- 0				
1- 0	0- 0	0- 0	HOME	0- 0	0- 0	1- 0				
1- 1	0- 0	0- 0	AWAY	0- 0	0- 1	1- 0				
0- 0	0- 0	0- 0	NEUTRAL	0- 0	0- 0	0- 0				

RPI 1-25				RPI 26-50				RPI 51-100				RPI 101+ Team's RPI: 120			
RPI	S	Opponent	Score	RPI	S	Opponent	Score	RPI	S	Opponent	Score	RPI	S	Opponent	Score
1	H	Notre Dame	93 94	36	H	Texas A&M	68 76	52	H	Hampton	86 67	114	A	Villanova	76 79
2	A	UConn	64 98	39	H	Northwestern	91 97	69	H	South Dakota St.	84 62	162	H	Butler	92 76
												164	H	Tex.-Pan American	93 70
												197	H	New Mexico	97 59
												262	A	Loyola Chicago	109 84
												263	A	Georgetown	105 85
												317	A	Illinois St.	99 62
												331	A	Chicago St.	87 34
												339	H	Bradley	101 77
LAST 12 Division I GAMES:															
317	A	Illinois St.	99 62	263	A	Georgetown	105 85								
52	H	Hampton	86 67	114	A	Villanova	76 79								
2	A	UConn	64 98	162	H	Butler	92 76								
262	A	Loyola Chicago	109 84	39	H	Northwestern	91 97								
1	H	Notre Dame	93 94	69	H	South Dakota St.	84 62								
331	A	Chicago St.	87 34	339	H	Bradley	101 77								

Non-Div I Games:

DePaul

Delaware

Through Games Of Jan. 4, 2015

Average RPI Win:	215	WON-LOST	WINNING	LAST 10	STRENGTH OF	OPP. STRENGTH	TEAM	ADJ.	CONF.	ADJ CONF.
Average RPI Loss:	134	RECORD	PCT. RANK	GAMES	SCHEDULE	OF SCHEDULE	RPI	RPI	RPI	RPI
DIV. I ONLY	5- 7	205	4- 6	115	274	185	185	10	10	
DIV. I NON-CONF.	5- 6	175	5- 6	123	301	170	170	10	10	
TOTALS	RPI 1-25	RPI 26-50	W-L RECORDS	RPI 51-100	RPI 101-150	RPI 150+				
5- 7	0- 1	0- 0	OVERALL	0- 2	2- 2	3- 2				
3- 3	0- 1	0- 0	HOME	0- 1	2- 1	1- 0				
2- 3	0- 0	0- 0	AWAY	0- 1	0- 1	2- 1				
0- 1	0- 0	0- 0	NEUTRAL	0- 0	0- 0	0- 1				
5- 6	0- 1	0- 0	NON-CONFERENCE	0- 1	2- 2	3- 2				
3- 2	0- 1	0- 0	HOME	0- 0	2- 1	1- 0				
2- 3	0- 0	0- 0	AWAY	0- 1	0- 1	2- 1				
0- 1	0- 0	0- 0	NEUTRAL	0- 0	0- 0	0- 1				
0- 1	0- 0	0- 0	CONFERENCE	0- 1	0- 0	0- 0				
0- 1	0- 0	0- 0	HOME	0- 1	0- 0	0- 0				
0- 0	0- 0	0- 0	AWAY	0- 0	0- 0	0- 0				
0- 0	0- 0	0- 0	NEUTRAL	0- 0	0- 0	0- 0				

RPI S	Opponent	Score	RPI S	Opponent	Score	RPI S	Opponent	Score	RPI S	Opponent	Score	Team's RPI: 185
23	H Princeton	59 87				60	H Elon	50 60	107	A Lafayette	52 63	
						93	A East Carolina	60 89	128	H Marist	70 60	
									130	H Fordham	44 49	
									147	H Bucknell	58 56	
									174	A Temple	69 58	
									220	N Northern Ky.	58 63	
									299	A Vermont	68 46	
									305	A Cincinnati	59 67	
									329	H Rider	68 53	
LAST 12 Division I GAMES:												
305	A Cincinnati	59 67	60	H Elon	50 60							
220	N Northern Ky.	58 63	329	H Rider	68 53							
23	H Princeton	59 87	130	H Fordham	44 49							
147	H Bucknell	58 56	93	A East Carolina	60 89							
174	A Temple	69 58	128	H Marist	70 60							
299	A Vermont	68 46	107	A Lafayette	52 63							

Non-Div I Games:

Delaware

Loss, Non-Conf, S Site, H Home A Away N Neutral

Average RPI Win:	0	WON-LOST	WINNING	LAST 10	STRENGTH OF	OPP. STRENGTH	TEAM	ADJ.	CONF.	ADJ CONF.
Average RPI Loss:	217	RECORD	PCT. RANK	GAMES	SCHEDULE	OF SCHEDULE	RPI	RPI	RPI	RPI
DIV. I ONLY	0- 10	344	0- 9	300	320	347	347	32	32	
DIV. I NON-CONF.	0- 10	338	0- 10	297	320	346	346	31	31	
TOTALS	RPI 1-25	RPI 26-50	W-L RECORDS	RPI 51-100	RPI 101-150	RPI 150+				
0- 10	0- 0	0- 0	OVERALL	0- 2	0- 1	0- 7				
0- 0	0- 0	0- 0	HOME	0- 0	0- 0	0- 0				
0- 7	0- 0	0- 0	AWAY	0- 2	0- 1	0- 4				
0- 3	0- 0	0- 0	NEUTRAL	0- 0	0- 0	0- 3				
0- 10	0- 0	0- 0	NON-CONFERENCE	0- 2	0- 1	0- 7				
0- 0	0- 0	0- 0	HOME	0- 0	0- 0	0- 0				
0- 7	0- 0	0- 0	AWAY	0- 2	0- 1	0- 4				
0- 3	0- 0	0- 0	NEUTRAL	0- 0	0- 0	0- 3				
0- 0	0- 0	0- 0	CONFERENCE	0- 0	0- 0	0- 0				
0- 0	0- 0	0- 0	HOME	0- 0	0- 0	0- 0				
0- 0	0- 0	0- 0	AWAY	0- 0	0- 0	0- 0				
0- 0	0- 0	0- 0	NEUTRAL	0- 0	0- 0	0- 0				

RPI 1-25			RPI 26-50			RPI 51-100			RPI 101+			Team's RPI: 347
RPI	S	Opponent	Score	RPI	S	Opponent	Score	RPI	S	Opponent	Score	
						57 A Pittsburgh	58 93	104 A Central Mich.		63 91		
						91 A Virginia	62 100	220 N Northern Ky.		55 76		
								257 A Detroit		52 74		
								265 A George Mason		91 110		
								269 A UNLV		78 91		
								278 N Binghamton		84 90		
								286 N Northern Ill.		59 79		
								341 A Mt. St. Mary's		64 73		
LAST 12 Division I GAMES:												
104 A Central Mich.		63 91	57 A Pittsburgh		58 93							
91 A Virginia		62 100	257 A Detroit		52 74							
286 N Northern Ill.		59 79	278 N Binghamton		84 90							
269 A UNLV		78 91	220 N Northern Ky.		55 76							
341 A Mt. St. Mary's		64 73										
265 A George Mason		91 110										

Non-Div I Games: Millersville 71 60

Delaware St.

■ Loss,
 ■ Non-Conf,
 ■ S Site,
 ■ Home
 ■ A Away
 N Neutral

Average RPI Win: 319	WON-LOST	WINNING	LAST 10	STRENGTH OF	OPP. STRENGTH	TEAM	ADJ.	CONF.	ADJ CONF.
Average RPI Loss: 163	RECORD	PCT. RANK	GAMES	SCHEDULE	OF SCHEDULE	RPI	RPI	RPI	RPI
DIV. I ONLY	4- 12	276	4- 6	322	206	332	332	26	26
DIV. I NON-CONF.	3- 11	293	3- 7	335	224	342	342	26	26
TOTALS	RPI 1-25	RPI 26-50	W-L RECORDS	RPI 51-100	RPI 101-150	RPI 150+			
4- 12	0- 0	0- 1	OVERALL	0- 2	0- 3	4- 6			
3- 5	0- 0	0- 0	HOME	0- 1	0- 1	3- 3			
1- 5	0- 0	0- 1	AWAY	0- 1	0- 1	1- 2			
0- 2	0- 0	0- 0	NEUTRAL	0- 0	0- 1	0- 1			
3- 11	0- 0	0- 1	NON-CONFERENCE	0- 1	0- 3	3- 6			
2- 5	0- 0	0- 0	HOME	0- 1	0- 1	2- 3			
1- 4	0- 0	0- 1	AWAY	0- 0	0- 1	1- 2			
0- 2	0- 0	0- 0	NEUTRAL	0- 0	0- 1	0- 1			
1- 1	0- 0	0- 0	CONFERENCE	0- 1	0- 0	1- 0			
1- 0	0- 0	0- 0	HOME	0- 0	0- 0	1- 0			
0- 1	0- 0	0- 0	AWAY	0- 1	0- 0	0- 0			
0- 0	0- 0	0- 0	NEUTRAL	0- 0	0- 0	0- 0			

RPI S	Opponent	Score	RPI S	Opponent	Score	RPI S	Opponent	Score	RPI S	Opponent	Score	Team's RPI: 332
38	A Purdue	51 65	67	H Colorado	49 77	126	A Colorado St.	61 81	143	H Hawaii	58 60	
			69	A South Dakota St.	44 85	150	N Wright St.	63 72	172	H Belmont	43 72	
						186	H Siena	62 78	210	H Cal St. Fullerton	61 78	
						242	A Wyoming	41 82	243	H Oral Roberts	66 57	
						273	N UC Irvine	55 63	284	A Weber St.	63 65	
						338	A North Texas	63 55	346	H UMKC	74 66	
						348	H Air Force	107 66				
LAST 12 Division I GAMES:												
38	A Purdue	51 65	243	H Oral Roberts	66 57							
150	N Wright St.	63 72	69	A South Dakota St.	44 85							
284	A Weber St.	63 65	338	A North Texas	63 55							
126	A Colorado St.	61 81	273	N UC Irvine	55 63							
348	H Air Force	107 66	210	H Cal St. Fullerton	61 78							
346	H UMKC	74 66	172	H Belmont	43 72							

Non-Div I Games:

Denver

Average RPI Win:	239	WON-LOST	WINNING	LAST 10	STRENGTH OF	OPP. STRENGTH	TEAM	ADJ.	CONF.	ADJ CONF.
Average RPI Loss:	157	RECORD	PCT. RANK	GAMES	SCHEDULE	OF SCHEDULE	RPI	RPI	RPI	RPI
DIV. I ONLY	3- 8	268	3- 6	209	275	257	257	13	13	
DIV. I NON-CONF.	3- 8	264	3- 7	206	276	258	258	13	13	
TOTALS	RPI 1-25	RPI 26-50	W-L RECORDS	RPI 51-100	RPI 101-150	RPI 150+				
3- 8	0- 0	0- 1	OVERALL	1- 3	0- 0	2- 4				
1- 2	0- 0	0- 0	HOME	0- 2	0- 0	1- 0				
2- 5	0- 0	0- 1	AWAY	1- 1	0- 0	1- 3				
0- 1	0- 0	0- 0	NEUTRAL	0- 0	0- 0	0- 1				
3- 8	0- 0	0- 1	NON-CONFERENCE	1- 3	0- 0	2- 4				
1- 2	0- 0	0- 0	HOME	0- 2	0- 0	1- 0				
2- 5	0- 0	0- 1	AWAY	1- 1	0- 0	1- 3				
0- 1	0- 0	0- 0	NEUTRAL	0- 0	0- 0	0- 1				
0- 0	0- 0	0- 0	CONFERENCE	0- 0	0- 0	0- 0				
0- 0	0- 0	0- 0	HOME	0- 0	0- 0	0- 0				
0- 0	0- 0	0- 0	AWAY	0- 0	0- 0	0- 0				
0- 0	0- 0	0- 0	NEUTRAL	0- 0	0- 0	0- 0				

RPI S	Opponent	Score	RPI S	Opponent	Score	RPI S	Opponent	Score	RPI S	Opponent	Score	Team's RPI: 257
46	A Michigan	57 76	73	A Toledo	83 72	170	A Niagara	49 71	206	A Eastern Mich.	71 75	
			82	H Western Mich.	57 71	270	N Southeast Mo. St.	51 61	298	A IPFW	81 74	
			87	A Ohio	57 60	305	A Cincinnati	38 70	347	H Delaware St.	74 52	
			89	H St. Bonaventure	56 68							
LAST 12 Division I GAMES:												
73	A Toledo	83 72	206	A Eastern Mich.	71 75							
270	N Southeast Mo. St.	51 61	305	A Cincinnati	38 70							
298	A IPFW	81 74	82	H Western Mich.	57 71							
170	A Niagara	49 71	347	H Delaware St.	74 52							
89	H St. Bonaventure	56 68	46	A Michigan	57 76							
87	A Ohio	57 60										

Non-Div I Games: Madonna 76 47 Marygrove 88 46

Detroit

Loss, Non-Conf, S Site, H Home A Away N Neutral

Drake

Through Games Of Jan. 4, 2015

Average RPI Win:	222	WON-LOST	WINNING	LAST 10	STRENGTH OF	OPP. STRENGTH	TEAM	ADJ.	CONF.	ADJ CONF.
Average RPI Loss:	99	RECORD	PCT. RANK	GAMES	SCHEDULE	OF SCHEDULE	RPI	RPI	RPI	RPI
DIV. I ONLY	6- 6	161	6- 3	157	114	134	134	15	15	
DIV. I NON-CONF.	4- 6	205	4- 5	63	111	128	128	14	14	
TOTALS	RPI 1-25	RPI 26-50	W-L RECORDS	RPI 51-100	RPI 101-150	RPI 150+				
6- 6	0- 1	0- 0	OVERALL	0- 3	2- 1	4- 1				
1- 3	0- 1	0- 0	HOME	0- 1	1- 1	0- 0				
4- 3	0- 0	0- 0	AWAY	0- 2	0- 0	4- 1				
1- 0	0- 0	0- 0	NEUTRAL	0- 0	1- 0	0- 0				
4- 6	0- 1	0- 0	NON-CONFERENCE	0- 3	2- 1	2- 1				
1- 3	0- 1	0- 0	HOME	0- 1	1- 1	0- 0				
2- 3	0- 0	0- 0	AWAY	0- 2	0- 0	2- 1				
1- 0	0- 0	0- 0	NEUTRAL	0- 0	1- 0	0- 0				
2- 0	0- 0	0- 0	CONFERENCE	0- 0	0- 0	2- 0				
0- 0	0- 0	0- 0	HOME	0- 0	0- 0	0- 0				
2- 0	0- 0	0- 0	AWAY	0- 0	0- 0	2- 0				
0- 0	0- 0	0- 0	NEUTRAL	0- 0	0- 0	0- 0				

RPI 1-25				RPI 26-50				RPI 51-100				RPI 101+				Team's RPI: 134
RPI	S	Opponent	Score	RPI	S	Opponent	Score	RPI	S	Opponent	Score	RPI	S	Opponent	Score	
9	H	Iowa	98 100					55	A	Iowa St.	67 84	122	H	Wisconsin	89 77	
								65	H	South Dakota	78 83	126	H	Colorado St.	56 69	
								77	A	Creighton	71 93	130	N	Fordham	62 56	
												228	A	Idaho St.	80 66	
												249	A	UTSA	69 61	
												261	A	SIUE	60 74	
												262	A	Loyola Chicago	86 60	
												339	A	Bradley	80 47	
LAST 12 Division I GAMES:																
126	H	Colorado St.	56 69	339	A	Bradley	80 47									
130	N	Fordham	62 56	262	A	Loyola Chicago	86 60									
249	A	UTSA	69 61	9	H	Iowa	98 100									
122	H	Wisconsin	89 77	77	A	Creighton	71 93									
261	A	SIUE	60 74	228	A	Idaho St.	80 66									
55	A	Iowa St.	67 84	65	H	South Dakota	78 83									

Non-Div I Games: Northwestern (IA) 102 58

Drake

■ Loss,
■ Non-Conf, S Site,
■ Home
■ Away
N Neutral

Average RPI Win:	182	WON-LOST	WINNING	LAST 10	STRENGTH OF	OPP. STRENGTH	TEAM	ADJ.	CONF.	ADJ CONF.
Average RPI Loss:	59	RECORD	PCT. RANK	GAMES	SCHEDULE	OF SCHEDULE	RPI	RPI	RPI	RPI
DIV. I ONLY	7- 5	131	6- 4	62	74	75	75	10	10	
DIV. I NON-CONF.	6- 5	145	6- 5	39	73	68	68	10	10	
TOTALS	RPI 1-25	RPI 26-50	W-L RECORDS	RPI 51-100	RPI 101-150	RPI 150+				
7- 5	0- 1	0- 1	OVERALL	1- 3	2- 0	4- 0				
5- 0	0- 0	0- 0	HOME	1- 0	2- 0	2- 0				
0- 4	0- 1	0- 1	AWAY	0- 2	0- 0	0- 0				
2- 1	0- 0	0- 0	NEUTRAL	0- 1	0- 0	2- 0				
6- 5	0- 1	0- 1	NON-CONFERENCE	1- 3	2- 0	3- 0				
4- 0	0- 0	0- 0	HOME	1- 0	2- 0	1- 0				
0- 4	0- 1	0- 1	AWAY	0- 2	0- 0	0- 0				
2- 1	0- 0	0- 0	NEUTRAL	0- 1	0- 0	2- 0				
1- 0	0- 0	0- 0	CONFERENCE	0- 0	0- 0	1- 0				
1- 0	0- 0	0- 0	HOME	0- 0	0- 0	1- 0				
0- 0	0- 0	0- 0	AWAY	0- 0	0- 0	0- 0				
0- 0	0- 0	0- 0	NEUTRAL	0- 0	0- 0	0- 0				

RPI 1-25				RPI 26-50				RPI 51-100				Team's RPI: 75	RPI 101+			
RPI	S	Opponent	Score	RPI	S	Opponent	Score	RPI	S	Opponent	Score		RPI	S	Opponent	Score
23	A	Princeton	43 59	37	A	Quinnipiac	50 74	57	A	Pittsburgh	53 72		102	H	Saint Joseph's	76 63
								89	N	St. Bonaventure	32 43		121	H	Cornell	62 53
								91	A	Virginia	66 72		163	N	Sacred Heart	61 54
								96	H	Penn	67 58		221	H	Northeastern	58 35
													276	N	Miami (OH)	71 54
													296	H	Colgate	59 51
LAST 12 Division I GAMES:																
57	A	Pittsburgh	53 72	221	H	Northeastern	58 35									
163	N	Sacred Heart	61 54	91	A	Virginia	66 72									
89	N	St. Bonaventure	32 43	276	N	Miami (OH)	71 54									
102	H	Saint Joseph's	76 63	96	H	Penn	67 58									
296	H	Colgate	59 51	37	A	Quinnipiac	50 74									
23	A	Princeton	43 59	121	H	Cornell	62 53									

Non-Div I Games:

Drexel

■ Loss,
 ■ Non-Conf, S Site,
 ■ Home
 ■ Away
 N Neutral

Average RPI Win:	158	WON-LOST	WINNING	LAST 10	STRENGTH OF	OPP. STRENGTH	TEAM	ADJ.	CONF.	ADJ CONF.
Average RPI Loss:	20	RECORD	PCT. RANK	GAMES	SCHEDULE	OF SCHEDULE	RPI	RPI	RPI	RPI
DIV. I ONLY	10- 4	66	6- 4	5	92	15	15	2	2	
DIV. I NON-CONF.	9- 4	83	7- 4	3	85	16	16	2	2	
TOTALS	RPI 1-25	RPI 26-50	W-L RECORDS	RPI 51-100	RPI 101-150	RPI 150+				
10- 4	1- 2	0- 2	OVERALL	2- 0	1- 0	6- 0				
8- 1	1- 1	0- 0	HOME	1- 0	0- 0	6- 0				
2- 3	0- 1	0- 2	AWAY	1- 0	1- 0	0- 0				
0- 0	0- 0	0- 0	NEUTRAL	0- 0	0- 0	0- 0				
9- 4	1- 2	0- 2	NON-CONFERENCE	2- 0	1- 0	5- 0				
7- 1	1- 1	0- 0	HOME	1- 0	0- 0	5- 0				
2- 3	0- 1	0- 2	AWAY	1- 0	1- 0	0- 0				
0- 0	0- 0	0- 0	NEUTRAL	0- 0	0- 0	0- 0				
1- 0	0- 0	0- 0	CONFERENCE	0- 0	0- 0	1- 0				
1- 0	0- 0	0- 0	HOME	0- 0	0- 0	1- 0				
0- 0	0- 0	0- 0	AWAY	0- 0	0- 0	0- 0				
0- 0	0- 0	0- 0	NEUTRAL	0- 0	0- 0	0- 0				

RPI	S	Opponent	Score	RPI	S	Opponent	Score	RPI	S	Opponent	Score	RPI	S	Opponent	Score
2	A	UConn	52 83	27	A	Nebraska	54 60	61	H	Oklahoma	92 72	148	A	Alabama	90 40
3	H	Kentucky	89 68	36	A	Texas A&M	59 63	99	A	Old Dominion	82 66	152	H	Buffalo	88 54
13	H	South Carolina	50 51									166	H	Wake Forest	70 63
												215	H	N.C. A&T	87 36
												241	H	UMass Lowell	95 48
												247	H	Stony Brook	72 42
												251	H	Marquette	83 51
LAST 12 Division I GAMES:															
61	H	Oklahoma	92 72	166	H	Wake Forest	70 63								
13	H	South Carolina	50 51	215	H	N.C. A&T	87 36								
27	A	Nebraska	54 60	2	A	UConn	52 83								
36	A	Texas A&M	59 63	3	H	Kentucky	89 68								
247	H	Stony Brook	72 42	241	H	UMass Lowell	95 48								
152	H	Buffalo	88 54	251	H	Marquette	83 51								

Non-Div I Games:

Duke

Average RPI Win:	214	WON-LOST	WINNING	LAST 10	STRENGTH OF	OPP. STRENGTH	TEAM	ADJ.	CONF.	ADJ CONF.
Average RPI Loss:	84	RECORD	PCT. RANK	GAMES	SCHEDULE	OF SCHEDULE	RPI	RPI	RPI	RPI
DIV. I ONLY	8- 6	139	7- 3	145	113	106	106	6	6	
DIV. I NON-CONF.	8- 5	122	8- 3	169	94	99	99	7	7	
TOTALS	RPI 1-25	RPI 26-50	W-L RECORDS	RPI 51-100	RPI 101-150	RPI 150+				
8- 6	0- 2	0- 0	OVERALL	2- 2	0- 1	6- 1				
3- 2	0- 1	0- 0	HOME	1- 1	0- 0	2- 0				
4- 4	0- 1	0- 0	AWAY	1- 1	0- 1	3- 1				
1- 0	0- 0	0- 0	NEUTRAL	0- 0	0- 0	1- 0				
8- 5	0- 2	0- 0	NON-CONFERENCE	2- 2	0- 0	6- 1				
3- 2	0- 1	0- 0	HOME	1- 1	0- 0	2- 0				
4- 3	0- 1	0- 0	AWAY	1- 1	0- 0	3- 1				
1- 0	0- 0	0- 0	NEUTRAL	0- 0	0- 0	1- 0				
0- 1	0- 0	0- 0	CONFERENCE	0- 0	0- 1	0- 0				
0- 0	0- 0	0- 0	HOME	0- 0	0- 0	0- 0				
0- 1	0- 0	0- 0	AWAY	0- 0	0- 1	0- 0				
0- 0	0- 0	0- 0	NEUTRAL	0- 0	0- 0	0- 0				

RPI 1-25				RPI 26-50				RPI 51-100				RPI 101+ Team's RPI: 106			
RPI	S	Opponent	Score	RPI	S	Opponent	Score	RPI	S	Opponent	Score	RPI	S	Opponent	Score
7	A	Green Bay	52 84					57	H	Pittsburgh	87 77	144	A	Rhode Island	61 62
23	H	Princeton	62 79					64	H	Syracuse	84 90	165	A	Ball St.	82 62
								71	A	West Virginia	60 79	195	A	Providence	56 67
								97	A	Lehigh	82 75	211	A	Robert Morris	71 57
												274	N	Jackson St.	90 72
												289	H	Saint Francis (PA)	92 52
												300	A	Howard	89 63
												318	H	Kent St.	86 60
LAST 12 Division I GAMES:															
71	A	West Virginia	60 79	144	A	Rhode Island	61 62	97	A	Lehigh	82 75	195	A	Providence	56 67
57	H	Pittsburgh	87 77	289	H	Saint Francis (PA)	92 52	211	A	Robert Morris	71 57	7	A	Green Bay	52 84
318	H	Kent St.	86 60												
165	A	Ball St.	82 62												
274	N	Jackson St.	90 72												
300	A	Howard	89 63												

Non-Div I Games:

Duquesne

■ Loss,
 ■ Non-Conf,
 ■ S Site,
 ■ H Home
 ■ A Away
 N Neutral

Average RPI Win:	203	WON-LOST	WINNING	LAST 10	STRENGTH OF	OPP. STRENGTH	TEAM	ADJ.	CONF.	ADJ CONF.
Average RPI Loss:	71	RECORD	PCT. RANK	GAMES	SCHEDULE	OF SCHEDULE	RPI	RPI	RPI	RPI
DIV. I ONLY	9- 5	99	5- 5	178	23	93	93	9	9	
DIV. I NON-CONF.	9- 2	36	7- 2	286	50	78	78	8	8	
TOTALS	RPI 1-25	RPI 26-50	W-L RECORDS	RPI 51-100	RPI 101-150	RPI 150+				
9- 5	0- 2	0- 0	OVERALL	1- 1	2- 2	6- 0				
4- 1	0- 1	0- 0	HOME	0- 0	0- 0	4- 0				
3- 3	0- 1	0- 0	AWAY	1- 0	1- 2	1- 0				
2- 1	0- 0	0- 0	NEUTRAL	0- 1	1- 0	1- 0				
9- 2	0- 0	0- 0	NON-CONFERENCE	1- 1	2- 1	6- 0				
4- 0	0- 0	0- 0	HOME	0- 0	0- 0	4- 0				
3- 1	0- 0	0- 0	AWAY	1- 0	1- 1	1- 0				
2- 1	0- 0	0- 0	NEUTRAL	0- 1	1- 0	1- 0				
0- 3	0- 2	0- 0	CONFERENCE	0- 0	0- 1	0- 0				
0- 1	0- 1	0- 0	HOME	0- 0	0- 0	0- 0				
0- 2	0- 1	0- 0	AWAY	0- 0	0- 1	0- 0				
0- 0	0- 0	0- 0	NEUTRAL	0- 0	0- 0	0- 0				

RPI 1-25				RPI 26-50				RPI 51-100 Team's RPI: 93				RPI 101+			
RPI	S	Opponent	Score	RPI	S	Opponent	Score	RPI	S	Opponent	Score	RPI	S	Opponent	Score
2	H	UConn	38 89					64	N	Syracuse	58 69	122	N	Wisconsin	61 43
19	A	South Fla.	62 69					87	A	Ohio	76 68	127	A	Cleveland St.	57 59
												142	A	Memphis	57 60
												144	A	Rhode Island	66 38
												173	N	Fairfield	83 68
												185	H	Delaware	89 60
												219	H	Col. of Charleston	68 55
												252	H	Bethune-Cookman	71 42
												308	A	Loyola Maryland	82 33
												336	H	Norfolk St.	65 36
LAST 12 Division I GAMES:															
87	A	Ohio	76 68	142	A	Memphis	57 60								
127	A	Cleveland St.	57 59	2	H	UConn	38 89								
122	N	Wisconsin	61 43	19	A	South Fla.	62 69								
64	N	Syracuse	58 69	336	H	Norfolk St.	65 36								
252	H	Bethune-Cookman	71 42	308	A	Loyola Maryland	82 33								
185	H	Delaware	89 60	219	H	Col. of Charleston	68 55								

Non-Div I Games:

East Carolina

■ Loss,
 ■ Non-Conf,
 ■ S Site,
 ■ H Home
 ■ A Away
 N Neutral

Average RPI Win:	250	WON-LOST	WINNING	LAST 10	STRENGTH OF	OPP. STRENGTH	TEAM	ADJ.	CONF.	ADJ CONF.
Average RPI Loss:	127	RECORD	PCT. RANK	GAMES	SCHEDULE	OF SCHEDULE	RPI	RPI	RPI	RPI
DIV. I ONLY	8- 7	159	5- 5	196	230	136	136	20	20	
DIV. I NON-CONF.	8- 7	156	6- 6	192	231	137	137	21	21	
TOTALS	RPI 1-25	RPI 26-50	W-L RECORDS	RPI 51-100	RPI 101-150	RPI 150+				
8- 7	0- 1	0- 1	OVERALL	0- 0	0- 3	8- 2				
3- 1	0- 0	0- 0	HOME	0- 0	0- 1	3- 0				
5- 5	0- 1	0- 1	AWAY	0- 0	0- 1	5- 2				
0- 1	0- 0	0- 0	NEUTRAL	0- 0	0- 1	0- 0				
8- 7	0- 1	0- 1	NON-CONFERENCE	0- 0	0- 3	8- 2				
3- 1	0- 0	0- 0	HOME	0- 0	0- 1	3- 0				
5- 5	0- 1	0- 1	AWAY	0- 0	0- 1	5- 2				
0- 1	0- 0	0- 0	NEUTRAL	0- 0	0- 1	0- 0				
0- 0	0- 0	0- 0	CONFERENCE	0- 0	0- 0	0- 0				
0- 0	0- 0	0- 0	HOME	0- 0	0- 0	0- 0				
0- 0	0- 0	0- 0	AWAY	0- 0	0- 0	0- 0				
0- 0	0- 0	0- 0	NEUTRAL	0- 0	0- 0	0- 0				

RPI 1-25				RPI 26-50				RPI 51-100				RPI 101+ Team's RPI: 136			
RPI	S	Opponent	Score	RPI	S	Opponent	Score	RPI	S	Opponent	Score	RPI	S	Opponent	Score
10	A	North Carolina	62 95	49	A	Indiana St.	69 76					108	A	Indiana	69 97
												119	N	Jacksonville St.	56 57
												139	H	Appalachian St.	70 76
												155	H	High Point	84 76
												176	H	Iona	76 64
												184	A	Virginia Tech	65 72
												198	A	Morehead St.	86 77
												240	H	Eastern Ky.	64 49
												265	A	George Mason	84 71
												283	A	UNCW	48 61
												289	A	Saint Francis (PA)	79 63
												330	A	Alabama A&M	88 64
												345	A	UNC Asheville	81 68
LAST 12 Division I GAMES:															
240	H	Eastern Ky.	64 49	10	A	North Carolina	62 95	176	H	Iona	76 64	119	N	Jacksonville St.	56 57
330	A	Alabama A&M	88 64	283	A	UNCW	48 61	198	A	Morehead St.	86 77	289	A	Saint Francis (PA)	79 63
265	A	George Mason	84 71	289	A	Saint Francis (PA)	79 63								
184	A	Virginia Tech	65 72												
108	A	Indiana	69 97												
49	A	Indiana St.	69 76												

Non-Div I Games:

East Tenn. St.

■ Loss,
 ■ Non-Conf,
 ■ S Site,
 ■ H Home
 ■ A Away
 N Neutral

Average RPI Win: 277				STRENGTH OF		OPP. STRENGTH		TEAM		ADJ.		CONF.		ADJ CONF.							
Average RPI Loss: 186				SCHEDULE		OF SCHEDULE		RPI		RPI		RPI		RPI							
DIV. I ONLY				5- 10		241		0- 1		257		333		297		297		27		27	
DIV. I NON-CONF.				3- 10		287		0- 1		259		331		320		320		27		27	
TOTALS		RPI 1-25		RPI 26-50		W-L RECORDS		RPI 51-100		RPI 101-150		RPI 150+									
5- 10		0- 0		0- 2		OVERALL		0- 1		1- 1		4- 6									
4- 3		0- 0		0- 0		HOME		0- 0		1- 1		3- 2									
1- 4		0- 0		0- 0		AWAY		0- 0		0- 0		1- 4									
0- 3		0- 0		0- 2		NEUTRAL		0- 1		0- 0		0- 0									
3- 10		0- 0		0- 2		NON-CONFERENCE		0- 1		0- 1		3- 6									
2- 3		0- 0		0- 0		HOME		0- 0		0- 1		2- 2									
1- 4		0- 0		0- 0		AWAY		0- 0		0- 0		1- 4									
0- 3		0- 0		0- 2		NEUTRAL		0- 1		0- 0		0- 0									
2- 0		0- 0		0- 0		CONFERENCE		0- 0		1- 0		1- 0									
2- 0		0- 0		0- 0		HOME		0- 0		1- 0		1- 0									
0- 0		0- 0		0- 0		AWAY		0- 0		0- 0		0- 0									
0- 0		0- 0		0- 0		NEUTRAL		0- 0		0- 0		0- 0									

RPI 1-25				RPI 26-50				RPI 51-100				RPI 101+				Team's RPI: 297	
RPI	S	Opponent	Score	RPI	S	Opponent	Score	RPI	S	Opponent	Score	RPI	S	Opponent	Score		
				30	N	Florida St.	55 91	97	N	Lehigh	69 72	119	H	Jacksonville St.	66 63		
				39	N	Northwestern	44 92					132	H	Ill.-Chicago	66 78		
												180	H	Saint Louis	49 63		
												212	A	Western Ill.	54 63		
												262	A	Loyola Chicago	52 63		
												264	A	IUPUI	44 66		
												286	H	Northern Ill.	55 46		
												302	A	Milwaukee	63 72		
												320	H	Tennessee Tech	67 59		
												323	H	Omaha	77 66		
												338	A	North Texas	59 57		
												346	H	UMKC	53 69		
LAST 12 Division I GAMES:																	
				132	H	Ill.-Chicago	66 78	97	N	Lehigh	69 72						
				212	A	Western Ill.	54 63	119	H	Jacksonville St.	66 63						
				302	A	Milwaukee	63 72	320	H	Tennessee Tech	67 59						
				323	H	Omaha	77 66	180	H	Saint Louis	49 63						
				262	A	Loyola Chicago	52 63	39	N	Northwestern	44 92						
				286	H	Northern Ill.	55 46	338	A	North Texas	59 57						

Non-Div I Games:

Eastern Ill.

Loss, Non-Conf, S Site, H Home A Away N Neutral

Average RPI Win:	243	WON-LOST	WINNING	LAST 10	STRENGTH OF	OPP. STRENGTH	TEAM	ADJ.	CONF.	ADJ CONF.
Average RPI Loss:	154	RECORD	PCT. RANK	GAMES	SCHEDULE	OF SCHEDULE	RPI	RPI	RPI	RPI
DIV. I ONLY	4- 6	213	4- 5	236	268	240	240	27	27	
DIV. I NON-CONF.	4- 5	187	4- 5	184	289	188	188	27	27	
TOTALS	RPI 1-25	RPI 26-50	W-L RECORDS	RPI 51-100	RPI 101-150	RPI 150+				
4- 6	0- 0	0- 0	OVERALL	0- 1	1- 2	3- 3				
1- 2	0- 0	0- 0	HOME	0- 0	1- 1	0- 1				
1- 3	0- 0	0- 0	AWAY	0- 1	0- 1	1- 1				
2- 1	0- 0	0- 0	NEUTRAL	0- 0	0- 0	2- 1				
4- 5	0- 0	0- 0	NON-CONFERENCE	0- 1	1- 2	3- 2				
1- 1	0- 0	0- 0	HOME	0- 0	1- 1	0- 0				
1- 3	0- 0	0- 0	AWAY	0- 1	0- 1	1- 1				
2- 1	0- 0	0- 0	NEUTRAL	0- 0	0- 0	2- 1				
0- 1	0- 0	0- 0	CONFERENCE	0- 0	0- 0	0- 1				
0- 1	0- 0	0- 0	HOME	0- 0	0- 0	0- 1				
0- 0	0- 0	0- 0	AWAY	0- 0	0- 0	0- 0				
0- 0	0- 0	0- 0	NEUTRAL	0- 0	0- 0	0- 0				

RPI 1-25			RPI 26-50			RPI 51-100			RPI 101+			Team's RPI: 240
RPI	S	Opponent	Score	RPI	S	Opponent	Score	RPI	S	Opponent	Score	
						71 A West Virginia	42 67			129 H Richmond	56 70	
										136 A East Tenn. St.	49 64	
										137 H Marshall	63 58	
										157 N North Florida	45 62	
										182 A Mercer	64 69	
										214 N Central Ark.	56 55	
										250 H Austin Peay	71 81	
										291 N Western Caro.	71 62	
										330 A Alabama A&M	62 56	
LAST 12 Division I GAMES:												
		157 N North Florida	45 62			250 H Austin Peay	71 81					
		291 N Western Caro.	71 62			129 H Richmond	56 70					
		182 A Mercer	64 69			330 A Alabama A&M	62 56					
		214 N Central Ark.	56 55			136 A East Tenn. St.	49 64					
		71 A West Virginia	42 67			137 H Marshall	63 58					

Non-Div I Games: Asbury 73 48

Eastern Ky.

Average RPI Win:	220	WON-LOST	WINNING	LAST 10	STRENGTH OF	OPP. STRENGTH	TEAM	ADJ.	CONF.	ADJ CONF.
Average RPI Loss:	165	RECORD	PCT. RANK	GAMES	SCHEDULE	OF SCHEDULE	RPI	RPI	RPI	RPI
DIV. I ONLY	4- 5	197	4- 4	282	156	206	206	16	16	
DIV. I NON-CONF.	4- 4	157	4- 4	274	86	176	176	16	16	
TOTALS	RPI 1-25	RPI 26-50	W-L RECORDS	RPI 51-100	RPI 101-150	RPI 150+				
4- 5	0- 0	0- 1	OVERALL	0- 1	1- 0	3- 3				
2- 0	0- 0	0- 0	HOME	0- 0	1- 0	1- 0				
0- 5	0- 0	0- 1	AWAY	0- 1	0- 0	0- 3				
2- 0	0- 0	0- 0	NEUTRAL	0- 0	0- 0	2- 0				
4- 4	0- 0	0- 1	NON-CONFERENCE	0- 1	1- 0	3- 2				
2- 0	0- 0	0- 0	HOME	0- 0	1- 0	1- 0				
0- 4	0- 0	0- 1	AWAY	0- 1	0- 0	0- 2				
2- 0	0- 0	0- 0	NEUTRAL	0- 0	0- 0	2- 0				
0- 1	0- 0	0- 0	CONFERENCE	0- 0	0- 0	0- 1				
0- 0	0- 0	0- 0	HOME	0- 0	0- 0	0- 0				
0- 1	0- 0	0- 0	AWAY	0- 0	0- 0	0- 1				
0- 0	0- 0	0- 0	NEUTRAL	0- 0	0- 0	0- 0				

RPI 1-25			RPI 26-50			RPI 51-100			RPI 101+			Team's RPI: 206
RPI	S	Opponent	Score	RPI	S	Opponent	Score	RPI	S	Opponent	Score	Score
				46	A	Michigan	52 81	88	A	Michigan St.	61 69	127 H Cleveland St. 71 68
										164 A Tex.-Pan American	75 81	
										210 N Cal St. Fullerton	78 74	
										243 A Oral Roberts	62 63	
										257 H Detroit	75 71	
										284 N Weber St.	57 42	
										286 A Northern Ill.	48 54	
LAST 12 Division I GAMES:												
				286	A	Northern Ill.	48 54	257	H	Detroit	75 71	
				164	A	Tex.-Pan American	75 81	46	A	Michigan	52 81	
				88	A	Michigan St.	61 69	243	A	Oral Roberts	62 63	
								127	H	Cleveland St.	71 68	
								284	N	Weber St.	57 42	
								210	N	Cal St. Fullerton	78 74	

Non-Div I Games: Kent St.-Tuscarawas 127 40 Madonna 88 68 Hillsdale 73 56

Eastern Mich.

Average RPI Win: 224				WON-LOST		WINNING		LAST 10		STRENGTH OF		OPP. STRENGTH		TEAM		ADJ.		CONF.		ADJ CONF.	
Average RPI Loss: 132				RECORD		PCT. RANK		GAMES		SCHEDULE		OF SCHEDULE		RPI		RPI		RPI		RPI	
DIV. I ONLY				7- 4		108		1- 0		249		99		111		111		21		21	
DIV. I NON-CONF.				5- 4		138		1- 0		205		82		134		134		20		20	
TOTALS		RPI 1-25		RPI 26-50		W-L RECORDS		RPI 51-100		RPI 101-150		RPI 150+									
7- 4		0- 0		1- 1		OVERALL		0- 1		0- 0		6- 2									
2- 1		0- 0		1- 1		HOME		0- 0		0- 0		1- 0									
4- 3		0- 0		0- 0		AWAY		0- 1		0- 0		4- 2									
1- 0		0- 0		0- 0		NEUTRAL		0- 0		0- 0		1- 0									
5- 4		0- 0		1- 1		NON-CONFERENCE		0- 1		0- 0		4- 2									
2- 1		0- 0		1- 1		HOME		0- 0		0- 0		1- 0									
2- 3		0- 0		0- 0		AWAY		0- 1		0- 0		2- 2									
1- 0		0- 0		0- 0		NEUTRAL		0- 0		0- 0		1- 0									
2- 0		0- 0		0- 0		CONFERENCE		0- 0		0- 0		2- 0									
0- 0		0- 0		0- 0		HOME		0- 0		0- 0		0- 0									
2- 0		0- 0		0- 0		AWAY		0- 0		0- 0		2- 0									
0- 0		0- 0		0- 0		NEUTRAL		0- 0		0- 0		0- 0									

RPI 1-25				RPI 26-50				RPI 51-100				RPI 101+				Team's RPI: 111	
RPI	S	Opponent	Score	RPI	S	Opponent	Score	RPI	S	Opponent	Score	RPI	S	Opponent	Score		
				35	H	Wichita St.	86 58	95	A	Boise St.	72 90	171	A	Abilene Christian	72 79		
				47	H	Gonzaga	60 61					181	A	Florida	67 56		
												216	A	SMU	53 69		
												228	A	Idaho St.	88 75		
												236	H	Portland	72 65		
												279	N	Ga. Southern	55 42		
												284	A	Weber St.	69 55		
												324	A	Utah Valley	68 62		
LAST 12 Division I GAMES:																	
				181	A	Florida	67 56	236	H	Portland	72 65						
				228	A	Idaho St.	88 75	95	A	Boise St.	72 90						
				284	A	Weber St.	69 55	47	H	Gonzaga	60 61						
				279	N	Ga. Southern	55 42	171	A	Abilene Christian	72 79						
				324	A	Utah Valley	68 62	216	A	SMU	53 69						
								35	H	Wichita St.	86 58						

Non-Div I Games:	Saint Martin's	69	39	Central Wash.	83	70
------------------	----------------	----	----	---------------	----	----

Eastern Wash.

■ Loss, ■ Non-Conf, S Site, H Home A Away N Neutral

Average RPI Win:	184	WON-LOST	WINNING	LAST 10	STRENGTH OF	OPP. STRENGTH	TEAM	ADJ.	CONF.	ADJ CONF.
Average RPI Loss:	70	RECORD	PCT. RANK	GAMES	SCHEDULE	OF SCHEDULE	RPI	RPI	RPI	RPI
DIV. I ONLY	6- 4	122	5- 4	47	112	60	60	10	10	
DIV. I NON-CONF.	5- 4	138	5- 4	36	121	69	69	10	10	
TOTALS	RPI 1-25	RPI 26-50	W-L RECORDS	RPI 51-100	RPI 101-150	RPI 150+				
6- 4	0- 1	0- 1	OVERALL	2- 1	0- 0	4- 1				
3- 1	0- 0	0- 1	HOME	2- 0	0- 0	1- 0				
3- 2	0- 0	0- 0	AWAY	0- 1	0- 0	3- 1				
0- 1	0- 1	0- 0	NEUTRAL	0- 0	0- 0	0- 0				
5- 4	0- 1	0- 1	NON-CONFERENCE	2- 1	0- 0	3- 1				
3- 1	0- 0	0- 1	HOME	2- 0	0- 0	1- 0				
2- 2	0- 0	0- 0	AWAY	0- 1	0- 0	2- 1				
0- 1	0- 1	0- 0	NEUTRAL	0- 0	0- 0	0- 0				
1- 0	0- 0	0- 0	CONFERENCE	0- 0	0- 0	1- 0				
0- 0	0- 0	0- 0	HOME	0- 0	0- 0	0- 0				
1- 0	0- 0	0- 0	AWAY	0- 0	0- 0	1- 0				
0- 0	0- 0	0- 0	NEUTRAL	0- 0	0- 0	0- 0				

RPI 1-25				RPI 26-50				RPI 51-100 Team's RPI: 60				RPI 101+			
RPI	S	Opponent	Score	RPI	S	Opponent	Score	RPI	S	Opponent	Score	RPI	S	Opponent	Score
10	N	North Carolina	67 85	41	H	Vanderbilt	50 66	74	A	North Carolina St.	51 84	155	A	High Point	71 87
								80	H	Furman	81 71	185	A	Delaware	60 50
								100	H	Liberty	73 62	204	A	Charlotte	67 54
												267	H	Navy	69 56
												268	A	Campbell	77 51
LAST 12 Division I GAMES:															
185	A	Delaware	60 50	74	A	North Carolina St.	51 84								
80	H	Furman	81 71	155	A	High Point	71 87								
10	N	North Carolina	67 85	100	H	Liberty	73 62								
268	A	Campbell	77 51	204	A	Charlotte	67 54								
41	H	Vanderbilt	50 66	267	H	Navy	69 56								

Non-Div I Games: Anderson (SC) 77 72 Lenoir-Rhyne 62 46

Elon

Loss, Non-Conf, S Site, H Home A Away N Neutral

Evansville

Through Games Of Jan. 4, 2015

Average RPI Win:	246	WON-LOST	WINNING	LAST 10	STRENGTH OF	OPP. STRENGTH	TEAM	ADJ.	CONF.	ADJ CONF.
Average RPI Loss:	148	RECORD	PCT. RANK	GAMES	SCHEDULE	OF SCHEDULE	RPI	RPI	RPI	RPI
DIV. I ONLY	5- 7	205	4- 5	272	131	192	192	15	15	
DIV. I NON-CONF.	4- 6	205	3- 6	296	181	249	249	14	14	
TOTALS	RPI 1-25	RPI 26-50	W-L RECORDS	RPI 51-100	RPI 101-150	RPI 150+				
5- 7	0- 1	0- 1	OVERALL	0- 1	0- 0	5- 4				
3- 0	0- 0	0- 0	HOME	0- 0	0- 0	3- 0				
2- 7	0- 1	0- 1	AWAY	0- 1	0- 0	2- 4				
0- 0	0- 0	0- 0	NEUTRAL	0- 0	0- 0	0- 0				
4- 6	0- 1	0- 0	NON-CONFERENCE	0- 1	0- 0	4- 4				
3- 0	0- 0	0- 0	HOME	0- 0	0- 0	3- 0				
1- 6	0- 1	0- 0	AWAY	0- 1	0- 0	1- 4				
0- 0	0- 0	0- 0	NEUTRAL	0- 0	0- 0	0- 0				
1- 1	0- 0	0- 1	CONFERENCE	0- 0	0- 0	1- 0				
0- 0	0- 0	0- 0	HOME	0- 0	0- 0	0- 0				
1- 1	0- 0	0- 1	AWAY	0- 0	0- 0	1- 0				
0- 0	0- 0	0- 0	NEUTRAL	0- 0	0- 0	0- 0				

RPI 1-25				RPI 26-50				RPI 51-100				RPI 101+ Team's RPI: 192			
RPI	S	Opponent	Score	RPI	S	Opponent	Score	RPI	S	Opponent	Score	RPI	S	Opponent	Score
6	A	Louisville	51 73	35	A	Wichita St.	44 54	71	A	West Virginia	39 83	165	A	Ball St.	70 76
												190	A	Missouri St.	65 56
												199	A	UT Martin	74 84
												205	H	Troy	94 85
												250	H	Austin Peay	72 68
												264	A	IUPUI	50 62
												276	H	Miami (OH)	51 41
												298	A	IPFW	59 77
												307	A	Murray St.	93 83
LAST 12 Division I GAMES:															
190	A	Missouri St.	65 56	35	A	Wichita St.	44 54	199	A	UT Martin	74 84	165	A	Ball St.	70 76
6	A	Louisville	51 73	71	A	West Virginia	39 83	298	A	IPFW	59 77	250	H	Austin Peay	72 68
264	A	IUPUI	50 62	205	H	Troy	94 85	276	H	Miami (OH)	51 41	264	A	IUPUI	50 62
205	H	Troy	94 85	276	H	Miami (OH)	51 41	298	A	IPFW	59 77	307	A	Murray St.	93 83
276	H	Miami (OH)	51 41	307	A	Murray St.	93 83								

Non-Div I Games: Oakland City 81 40

Evansville

Loss, Non-Conf, S Site, H Home A Away N Neutral

Average RPI Win:	134	WON-LOST	WINNING	LAST 10	STRENGTH OF	OPP. STRENGTH	TEAM	ADJ.	CONF.	ADJ CONF.
Average RPI Loss:	70	RECORD	PCT. RANK	GAMES	SCHEDULE	OF SCHEDULE	RPI	RPI	RPI	RPI
DIV. I ONLY	12- 2	19	9- 1	29	46	14	14	12	12	
DIV. I NON-CONF.	12- 2	26	10- 1	37	47	11	11	12	12	
TOTALS	RPI 1-25	RPI 26-50	W-L RECORDS	RPI 51-100	RPI 101-150	RPI 150+				
12- 2	1- 0	2- 1	OVERALL	3- 0	0- 1	6- 0				
5- 0	1- 0	0- 0	HOME	0- 0	0- 0	4- 0				
3- 1	0- 0	0- 0	AWAY	1- 0	0- 1	2- 0				
4- 1	0- 0	2- 1	NEUTRAL	2- 0	0- 0	0- 0				
12- 2	1- 0	2- 1	NON-CONFERENCE	3- 0	0- 1	6- 0				
5- 0	1- 0	0- 0	HOME	0- 0	0- 0	4- 0				
3- 1	0- 0	0- 0	AWAY	1- 0	0- 1	2- 0				
4- 1	0- 0	2- 1	NEUTRAL	2- 0	0- 0	0- 0				
0- 0	0- 0	0- 0	CONFERENCE	0- 0	0- 0	0- 0				
0- 0	0- 0	0- 0	HOME	0- 0	0- 0	0- 0				
0- 0	0- 0	0- 0	AWAY	0- 0	0- 0	0- 0				
0- 0	0- 0	0- 0	NEUTRAL	0- 0	0- 0	0- 0				

RPI 1-25				RPI 26-50				RPI 51-100				RPI 101+			
RPI	S	Opponent	Score	RPI	S	Opponent	Score	RPI	S	Opponent	Score	RPI	S	Opponent	Score
21	H	George Washington	88 75	28	N	Ohio St.	83 90	78	A	Arkansas St.	74 68	112	A	Auburn	69 72
				35	N	Wichita St.	56 39	84	N	CSUN	73 64	151	H	Southern Miss.	78 62
				37	N	Quinnipiac	71 65	86	N	Clemson	86 61	161	A	Harvard	68 58
												193	H	Northern Colo.	69 56
												195	H	Providence	68 58
												252	A	Bethune-Cookman	91 46
												310	H	FIU	97 49
LAST 12 Division I GAMES:															
				37	N	Quinnipiac	71 65	161	A	Harvard	68 58				
				84	N	CSUN	73 64	151	H	Southern Miss.	78 62				
				78	A	Arkansas St.	74 68	28	N	Ohio St.	83 90				
				193	H	Northern Colo.	69 56	86	N	Clemson	86 61				
				252	A	Bethune-Cookman	91 46	35	N	Wichita St.	56 39				
				195	H	Providence	68 58	112	A	Auburn	69 72				

Non-Div I Games: Ave Maria 102 54

FGCU

■ Loss,
 ■ Non-Conf, S Site,
 ■ Home
 ■ Away
 N Neutral

Average RPI Win:	268	WON-LOST	WINNING	LAST 10	STRENGTH OF	OPP. STRENGTH	TEAM	ADJ.	CONF.	ADJ CONF.
Average RPI Loss:	177	RECORD	PCT. RANK	GAMES	SCHEDULE	OF SCHEDULE	RPI	RPI	RPI	RPI
DIV. I ONLY	3- 9	276	3- 7	201	328	310	310	17	17	
DIV. I NON-CONF.	3- 8	264	3- 8	202	330	308	308	17	17	
TOTALS	RPI 1-25	RPI 26-50	W-L RECORDS	RPI 51-100	RPI 101-150	RPI 150+				
3- 9	0- 1	0- 0	OVERALL	0- 1	0- 2	3- 5				
2- 6	0- 0	0- 0	HOME	0- 1	0- 2	2- 3				
0- 2	0- 1	0- 0	AWAY	0- 0	0- 0	0- 1				
1- 1	0- 0	0- 0	NEUTRAL	0- 0	0- 0	1- 1				
3- 8	0- 1	0- 0	NON-CONFERENCE	0- 1	0- 2	3- 4				
2- 5	0- 0	0- 0	HOME	0- 1	0- 2	2- 2				
0- 2	0- 1	0- 0	AWAY	0- 0	0- 0	0- 1				
1- 1	0- 0	0- 0	NEUTRAL	0- 0	0- 0	1- 1				
0- 1	0- 0	0- 0	CONFERENCE	0- 0	0- 0	0- 1				
0- 1	0- 0	0- 0	HOME	0- 0	0- 0	0- 1				
0- 0	0- 0	0- 0	AWAY	0- 0	0- 0	0- 0				
0- 0	0- 0	0- 0	NEUTRAL	0- 0	0- 0	0- 0				

RPI 1-25				RPI 26-50				RPI 51-100				RPI 101+ Team's RPI: 310			
RPI	S	Opponent	Score	RPI	S	Opponent	Score	RPI	S	Opponent	Score	RPI	S	Opponent	Score
14	A	FGCU	49 97					91	H	Virginia	61 74	112	H	Auburn	44 81
												127	H	Cleveland St.	65 73
												167	H	Fla. Atlantic	63 79
												169	H	UCF	66 57
												187	H	Arizona	58 65
												281	A	Jacksonville	64 76
												291	N	Western Caro.	69 83
												294	H	Bowling Green	68 55
												320	H	Tennessee Tech	56 73
												340	N	Wofford	83 75
LAST 12 Division I GAMES:															
294	H	Bowling Green	68 55	167	H	Fla. Atlantic	63 79								
112	H	Auburn	44 81	91	H	Virginia	61 74								
340	N	Wofford	83 75	187	H	Arizona	58 65								
291	N	Western Caro.	69 83	127	H	Cleveland St.	65 73								
281	A	Jacksonville	64 76	14	A	FGCU	49 97								
169	H	UCF	66 57	320	H	Tennessee Tech	56 73								

Non-Div I Games:

FIU

Fairfield

Through Games Of Jan. 4, 2015

Average RPI Win:	174	WON-LOST	WINNING	LAST 10	STRENGTH OF	OPP. STRENGTH	TEAM	ADJ.	CONF.	ADJ CONF.
Average RPI Loss:	99	RECORD	PCT. RANK	GAMES	SCHEDULE	OF SCHEDULE	RPI	RPI	RPI	RPI
DIV. I ONLY	2- 10	308	2- 8	9	240	173	173	24	24	
DIV. I NON-CONF.	1- 8	322	1- 8	11	237	213	213	22	22	
TOTALS	RPI 1-25	RPI 26-50	W-L RECORDS	RPI 51-100	RPI 101-150	RPI 150+				
2- 10	0- 0	0- 2	OVERALL	0- 3	0- 4	2- 1				
1- 3	0- 0	0- 1	HOME	0- 0	0- 1	1- 1				
1- 5	0- 0	0- 1	AWAY	0- 2	0- 2	1- 0				
0- 2	0- 0	0- 0	NEUTRAL	0- 1	0- 1	0- 0				
1- 8	0- 0	0- 1	NON-CONFERENCE	0- 3	0- 4	1- 0				
1- 1	0- 0	0- 0	HOME	0- 0	0- 1	1- 0				
0- 5	0- 0	0- 1	AWAY	0- 2	0- 2	0- 0				
0- 2	0- 0	0- 0	NEUTRAL	0- 1	0- 1	0- 0				
1- 2	0- 0	0- 1	CONFERENCE	0- 0	0- 0	1- 1				
0- 2	0- 0	0- 1	HOME	0- 0	0- 0	0- 1				
1- 0	0- 0	0- 0	AWAY	0- 0	0- 0	1- 0				
0- 0	0- 0	0- 0	NEUTRAL	0- 0	0- 0	0- 0				

RPI S	Opponent	Score	RPI S	Opponent	Score	RPI S	Opponent	Score	RPI S	Opponent	Score	Team's RPI: 173
34	A Seton Hall	47 79	37	H Quinnipiac	66 67	55	A Iowa St.	63 76	121	H Cornell	47 58	
						71	A West Virginia	53 67	124	A Hofstra	53 66	
						93	N East Carolina	68 83	137	N Marshall	55 68	
									145	A La Salle	59 73	
									162	H Butler	81 77	
									170	H Niagara	64 66	
									186	A Siena	60 55	
LAST 12 Division I GAMES:												
145	A La Salle	59 73	170	H Niagara	64 66							
55	A Iowa St.	63 76	121	H Cornell	47 58							
34	A Seton Hall	47 79	162	H Butler	81 77							
37	H Quinnipiac	66 67	124	A Hofstra	53 66							
186	A Siena	60 55	137	N Marshall	55 68							
71	A West Virginia	53 67	93	N East Carolina	68 83							

Non-Div I Games:

Fairfield

■ Loss,
 ■ Non-Conf,
 S Site,
 ■ Home
 ■ Away
 N Neutral

Average RPI Win: 275		WON-LOST	WINNING	LAST 10	STRENGTH OF		OPP. STRENGTH	TEAM	ADJ.	CONF.	ADJ CONF.
Average RPI Loss: 184		RECORD	PCT. RANK	GAMES	SCHEDULE		OF SCHEDULE	RPI	RPI	RPI	RPI
DIV. I ONLY		3- 8	268	2- 8	273		321	287	287	28	28
DIV. I NON-CONF.		3- 7	250	3- 7	257		335	284	284	28	28
TOTALS		RPI 1-25	RPI 26-50		W-L RECORDS		RPI 51-100	RPI 101-150		RPI 150+	
3- 8	0- 0	0- 0		OVERALL		0- 1	0- 1		3- 6		
1- 3	0- 0	0- 0		HOME		0- 1	0- 1		1- 1		
2- 5	0- 0	0- 0		AWAY		0- 0	0- 0		2- 5		
0- 0	0- 0	0- 0		NEUTRAL		0- 0	0- 0		0- 0		
3- 7	0- 0	0- 0		NON-CONFERENCE		0- 1	0- 1		3- 5		
1- 3	0- 0	0- 0		HOME		0- 1	0- 1		1- 1		
2- 4	0- 0	0- 0		AWAY		0- 0	0- 0		2- 4		
0- 0	0- 0	0- 0		NEUTRAL		0- 0	0- 0		0- 0		
0- 1	0- 0	0- 0		CONFERENCE		0- 0	0- 0		0- 1		
0- 0	0- 0	0- 0		HOME		0- 0	0- 0		0- 0		
0- 1	0- 0	0- 0		AWAY		0- 0	0- 0		0- 1		
0- 0	0- 0	0- 0		NEUTRAL		0- 0	0- 0		0- 0		

RPI 1-25				RPI 26-50				RPI 51-100				RPI 101+			
RPI	S	Opponent	Score	RPI	S	Opponent	Score	RPI	S	Opponent	Score	RPI	S	Opponent	Score
								71	H	West Virginia	52 80	147	H	Bucknell	60 61
												154	A	Central Conn. St.	53 82
												168	H	Army	56 48
												186	A	Siena	63 72
												209	A	Monmouth	66 71
												223	H	NJIT	64 68
												237	A	Brown	74 79
												241	A	UMass Lowell	67 78
												314	A	Manhattan	73 54
												343	A	Saint Peter's	76 59
LAST 12 Division I GAMES:															
				186	A	Siena	63 72	154	A	Central Conn. St.	53 82				
				237	A	Brown	74 79	209	A	Monmouth	66 71				
				343	A	Saint Peter's	76 59	147	H	Bucknell	60 61				
				168	H	Army	56 48	223	H	NJIT	64 68				
				71	H	West Virginia	52 80	314	A	Manhattan	73 54				
				241	A	UMass Lowell	67 78								

Non-Div I Games:

Fairleigh Dickinson

Loss, Non-Conf, S Site, H Home A Away N Neutral

Fla. Atlantic

Through Games Of Jan. 4, 2015

Average RPI Win:	234	WON-LOST	WINNING	LAST 10	STRENGTH OF	OPP. STRENGTH	TEAM	ADJ.	CONF.	ADJ CONF.
Average RPI Loss:	155	RECORD	PCT. RANK	GAMES	SCHEDULE	OF SCHEDULE	RPI	RPI	RPI	RPI
DIV. I ONLY	6- 5	147	2- 1	228	187	167	167	17	17	
DIV. I NON-CONF.	5- 5	157	2- 1	190	187	186	186	17	17	
TOTALS	RPI 1-25	RPI 26-50	W-L RECORDS	RPI 51-100	RPI 101-150	RPI 150+				
6- 5	0- 0	0- 1	OVERALL	0- 0	1- 1	5- 3				
4- 1	0- 0	0- 0	HOME	0- 0	1- 0	3- 1				
2- 3	0- 0	0- 0	AWAY	0- 0	0- 0	2- 0				
0- 1	0- 0	0- 0	NEUTRAL	0- 0	0- 0	0- 1				
5- 5	0- 0	0- 1	NON-CONFERENCE	0- 0	1- 1	4- 3				
4- 1	0- 0	0- 0	HOME	0- 0	1- 0	3- 1				
1- 3	0- 0	0- 1	AWAY	0- 0	0- 1	1- 1				
0- 1	0- 0	0- 0	NEUTRAL	0- 0	0- 0	0- 1				
1- 0	0- 0	0- 0	CONFERENCE	0- 0	0- 0	1- 0				
0- 0	0- 0	0- 0	HOME	0- 0	0- 0	0- 0				
1- 0	0- 0	0- 0	AWAY	0- 0	0- 0	1- 0				
0- 0	0- 0	0- 0	NEUTRAL	0- 0	0- 0	0- 0				

RPI 1-25				RPI 26-50				RPI 51-100				RPI 101+				Team's RPI: 167	
RPI	S	Opponent	Score	RPI	S	Opponent	Score	RPI	S	Opponent	Score	RPI	S	Opponent	Score		
				33	A	Long Beach St.	60 85					126	A	Colorado St.	46 59		
												127	H	Cleveland St.	79 74		
												169	A	UCF	74 94		
												212	H	Western Ill.	90 88		
												221	H	Northeastern	81 74		
												223	H	NJIT	57 65		
												225	N	New Mexico St.	44 57		
												252	A	Bethune-Cookman	88 68		
												283	H	UNCW	84 80		
												310	A	FIU	79 63		
LAST 12 Division I GAMES:																	
				212	H	Western Ill.	90 88					221	H	Northeastern	81 74		
				310	A	FIU	79 63					225	N	New Mexico St.	44 57		
				283	H	UNCW	84 80					127	H	Cleveland St.	79 74		
				33	A	Long Beach St.	60 85					252	A	Bethune-Cookman	88 68		
				126	A	Colorado St.	46 59					169	A	UCF	74 94		
				223	H	NJIT	57 65										

Non-Div I Games: Webber Int'l 111 76

Fla. Atlantic

Loss, Non-Conf, S Site, H Home A Away N Neutral

Florida

Through Games Of Jan. 4, 2015

Average RPI Win: 221	WON-LOST	WINNING	LAST 10	STRENGTH OF	OPP. STRENGTH	TEAM	ADJ.	CONF.	ADJ CONF.
Average RPI Loss: 112	RECORD	PCT. RANK	GAMES	SCHEDULE	OF SCHEDULE	RPI	RPI	RPI	RPI
DIV. I ONLY	9- 6	122	5- 5	258	133	181	181	5	5
DIV. I NON-CONF.	8- 5	122	6- 4	273	136	191	191	5	5
TOTALS	RPI 1-25	RPI 26-50	W-L RECORDS	RPI 51-100	RPI 101-150	RPI 150+			
9- 6	0- 0	1- 2	OVERALL	0- 0	1- 2	7- 2			
7- 3	0- 0	1- 0	HOME	0- 0	0- 2	6- 1			
2- 3	0- 0	0- 2	AWAY	0- 0	1- 0	1- 1			
0- 0	0- 0	0- 0	NEUTRAL	0- 0	0- 0	0- 0			
8- 5	0- 0	1- 2	NON-CONFERENCE	0- 0	0- 2	7- 1			
7- 2	0- 0	1- 0	HOME	0- 0	0- 2	6- 0			
1- 3	0- 0	0- 2	AWAY	0- 0	0- 0	1- 1			
0- 0	0- 0	0- 0	NEUTRAL	0- 0	0- 0	0- 0			
1- 1	0- 0	0- 0	CONFERENCE	0- 0	1- 0	0- 1			
0- 1	0- 0	0- 0	HOME	0- 0	0- 0	0- 1			
1- 0	0- 0	0- 0	AWAY	0- 0	1- 0	0- 0			
0- 0	0- 0	0- 0	NEUTRAL	0- 0	0- 0	0- 0			

RPI S	Opponent	Score	RPI S	Opponent	Score	RPI S	Opponent	Score	RPI S	Opponent	Score	Team's RPI: 181
			30	A Florida St.	51 77				111	H Eastern Wash.	56 67	
			31	A St. John's (NY)	66 72				112	A Auburn	63 50	
			42	H Stetson	59 54				122	H Wisconsin	48 51	
									157	H North Florida	63 51	
									159	H LSU	65 68	
									184	H Virginia Tech	73 44	
									218	A Savannah St.	58 68	
									263	A Georgetown	81 73	
									266	H Southern U.	78 49	
									281	H Jacksonville	84 73	
									337	H Longwood	91 46	
									349	H Charleston So.	92 64	
LAST 12 Division I GAMES:												
			111	H Eastern Wash.	56 67		112	A Auburn	63 50			
			266	H Southern U.	78 49		159	H LSU	65 68			
			42	H Stetson	59 54		157	H North Florida	63 51			
			122	H Wisconsin	48 51		184	H Virginia Tech	73 44			
			30	A Florida St.	51 77		263	A Georgetown	81 73			
			218	A Savannah St.	58 68		349	H Charleston So.	92 64			

Non-Div I Games:

Florida

Loss, Non-Conf, S Site, H Home A Away N Neutral

Average RPI Win:	291	WON-LOST	WINNING	LAST 10	STRENGTH OF	OPP. STRENGTH	TEAM	ADJ.	CONF.	ADJ CONF.
Average RPI Loss:	193	RECORD	PCT. RANK	GAMES	SCHEDULE	OF SCHEDULE	RPI	RPI	RPI	RPI
DIV. I ONLY	3- 9	276	3- 7	313	292	306	306	32	32	
DIV. I NON-CONF.	2- 9	297	2- 8	326	259	331	331	31	31	
TOTALS	RPI 1-25	RPI 26-50	W-L RECORDS	RPI 51-100	RPI 101-150	RPI 150+				
3- 9	0- 0	0- 0	OVERALL	0- 1	0- 2	3- 6				
0- 2	0- 0	0- 0	HOME	0- 0	0- 0	0- 2				
1- 7	0- 0	0- 0	AWAY	0- 1	0- 2	1- 4				
2- 0	0- 0	0- 0	NEUTRAL	0- 0	0- 0	2- 0				
2- 9	0- 0	0- 0	NON-CONFERENCE	0- 1	0- 2	2- 6				
0- 2	0- 0	0- 0	HOME	0- 0	0- 0	0- 2				
0- 7	0- 0	0- 0	AWAY	0- 1	0- 2	0- 4				
2- 0	0- 0	0- 0	NEUTRAL	0- 0	0- 0	2- 0				
1- 0	0- 0	0- 0	CONFERENCE	0- 0	0- 0	1- 0				
0- 0	0- 0	0- 0	HOME	0- 0	0- 0	0- 0				
1- 0	0- 0	0- 0	AWAY	0- 0	0- 0	1- 0				
0- 0	0- 0	0- 0	NEUTRAL	0- 0	0- 0	0- 0				

RPI 1-25				RPI 26-50				RPI 51-100				RPI 101+				Team's RPI: 306	
RPI	S	Opponent	Score	RPI	S	Opponent	Score	RPI	S	Opponent	Score	RPI	S	Opponent	Score		
								92	A	Kennesaw St.	58	79	101	A	Miami (FL)	47	83
													148	A	Alabama	44	60
													182	A	Mercer	47	61
													205	H	Troy	59	65
													216	A	SMU	46	77
													222	A	Southeastern La.	67	69
													266	A	Southern U.	69	80
													277	A	South Carolina St.	55	50
													282	N	UNC Greensboro	70	64
													304	H	Alabama St.	49	64
													315	N	Sam Houston St.	69	67
LAST 12 Division I GAMES:																	
101	A	Miami (FL)	47	83	182	A	Mercer	47	61								
222	A	Southeastern La.	67	69	92	A	Kennesaw St.	58	79								
266	A	Southern U.	69	80	282	N	UNC Greensboro	70	64								
277	A	South Carolina St.	55	50	205	H	Troy	59	65								
315	N	Sam Houston St.	69	67	304	H	Alabama St.	49	64								
216	A	SMU	46	77	148	A	Alabama	44	60								

Non-Div I Games: Webber Int'l 52 41

Florida A&M

■ Loss,
■ Non-Conf, S Site,
■ Home
■ Away
N Neutral

Average RPI Win:	174	WON-LOST	WINNING	LAST 10	STRENGTH OF	OPP. STRENGTH	TEAM	ADJ.	CONF.	ADJ CONF.
Average RPI Loss:	12	RECORD	PCT. RANK	GAMES	SCHEDULE	OF SCHEDULE	RPI	RPI	RPI	RPI
DIV. I ONLY	13- 2	15	9- 1	81	77	30	30	2	2	
DIV. I NON-CONF.	13- 1	5	10- 1	131	119	28	28	2	2	
TOTALS	RPI 1-25	RPI 26-50	W-L RECORDS	RPI 51-100	RPI 101-150	RPI 150+				
13- 2	0- 2	2- 0	OVERALL	1- 0	2- 0	8- 0				
6- 0	0- 0	0- 0	HOME	0- 0	0- 0	6- 0				
3- 1	0- 1	2- 0	AWAY	0- 0	0- 0	1- 0				
4- 1	0- 1	0- 0	NEUTRAL	1- 0	2- 0	1- 0				
13- 1	0- 1	2- 0	NON-CONFERENCE	1- 0	2- 0	8- 0				
6- 0	0- 0	0- 0	HOME	0- 0	0- 0	6- 0				
3- 0	0- 0	2- 0	AWAY	0- 0	0- 0	1- 0				
4- 1	0- 1	0- 0	NEUTRAL	1- 0	2- 0	1- 0				
0- 1	0- 1	0- 0	CONFERENCE	0- 0	0- 0	0- 0				
0- 0	0- 0	0- 0	HOME	0- 0	0- 0	0- 0				
0- 1	0- 1	0- 0	AWAY	0- 0	0- 0	0- 0				
0- 0	0- 0	0- 0	NEUTRAL	0- 0	0- 0	0- 0				

RPI 1-25				RPI 26-50				Team's RPI: 30				RPI 51-100				RPI 101+			
RPI	S	Opponent	Score	RPI	S	Opponent	Score	RPI	S	Opponent	Score	RPI	S	Opponent	Score	RPI	S	Opponent	Score
1	A	Notre Dame	68 74	38	A	Purdue	67 64	80	N	Furman	94 63	109	N	Hartford	69 59				
22	N	Washington	68 80	50	A	Tulane	65 54					149	N	Massachusetts	73 47				
												157	H	North Florida	79 58				
												174	A	Temple	66 62				
												181	H	Florida	77 51				
												218	H	Savannah St.	97 51				
												252	H	Bethune-Cookman	103 34				
												280	H	UAB	92 62				
												281	H	Jacksonville	73 46				
												297	N	Eastern Ill.	91 55				
LAST 12 Division I GAMES:																			
218	H	Savannah St.	97 51	1	A	Notre Dame	68 74	281	H	Jacksonville	73 46								
157	H	North Florida	79 58	50	A	Tulane	65 54	80	N	Furman	94 63								
174	A	Temple	66 62	22	N	Washington	68 80	149	N	Massachusetts	73 47								
181	H	Florida	77 51																
38	A	Purdue	67 64																
109	N	Hartford	69 59																

Non-Div I Games:

Florida St.

■ Loss,
 ■ Non-Conf, S Site,
 ■ Home
 ■ Away
 N Neutral

Average RPI Win:	217	WON-LOST	WINNING	LAST 10	STRENGTH OF	OPP. STRENGTH	TEAM	ADJ.	CONF.	ADJ CONF.
Average RPI Loss:	86	RECORD	PCT. RANK	GAMES	SCHEDULE	OF SCHEDULE	RPI	RPI	RPI	RPI
DIV. I ONLY	9- 5	99	7- 3	166	170	130	130	6	6	
DIV. I NON-CONF.	8- 5	122	8- 3	187	163	143	143	7	7	
TOTALS	RPI 1-25	RPI 26-50	W-L RECORDS	RPI 51-100	RPI 101-150	RPI 150+				
9- 5	0- 1	0- 1	OVERALL	0- 1	2- 1	7- 1				
5- 3	0- 1	0- 1	HOME	0- 0	2- 0	3- 1				
3- 1	0- 0	0- 0	AWAY	0- 0	0- 0	3- 0				
1- 1	0- 0	0- 0	NEUTRAL	0- 0	0- 1	1- 0				
8- 5	0- 1	0- 1	NON-CONFERENCE	0- 1	1- 1	7- 1				
4- 3	0- 1	0- 1	HOME	0- 0	1- 0	3- 1				
3- 1	0- 0	0- 0	AWAY	0- 1	0- 0	3- 0				
1- 1	0- 0	0- 0	NEUTRAL	0- 0	0- 1	1- 0				
1- 0	0- 0	0- 0	CONFERENCE	0- 0	1- 0	0- 0				
1- 0	0- 0	0- 0	HOME	0- 0	1- 0	0- 0				
0- 0	0- 0	0- 0	AWAY	0- 0	0- 0	0- 0				
0- 0	0- 0	0- 0	NEUTRAL	0- 0	0- 0	0- 0				

RPI 1-25				RPI 26-50				RPI 51-100				RPI 101+ Team's RPI: 130			
RPI	S	Opponent	Score	RPI	S	Opponent	Score	RPI	S	Opponent	Score	RPI	S	Opponent	Score
23	H	Princeton	53 67	34	H	Seton Hall	43 56	64	A	Syracuse	42 59	124	H	Hofstra	60 46
												129	H	Richmond	65 64
												134	N	Drake	56 62
												154	A	Central Conn. St.	72 36
												174	A	Temple	71 64
												176	H	Iona	51 72
												185	A	Delaware	49 44
												218	H	Savannah St.	63 53
												313	N	Incarnate Word	74 42
												314	H	Manhattan	70 41
												341	H	Mt. St. Mary's	61 37
LAST 12 Division I GAMES:															
314	H	Manhattan	70 41	129	H	Richmond	65 64								
154	A	Central Conn. St.	72 36	23	H	Princeton	53 67								
174	A	Temple	71 64	218	H	Savannah St.	63 53								
34	H	Seton Hall	43 56	185	A	Delaware	49 44								
134	N	Drake	56 62	124	H	Hofstra	60 46								
313	N	Incarnate Word	74 42	341	H	Mt. St. Mary's	61 37								

Non-Div I Games:

Fordham

Average RPI Win:	155	WON-LOST	WINNING	LAST 10	STRENGTH OF	OPP. STRENGTH	TEAM	ADJ.	CONF.	ADJ CONF.
Average RPI Loss:	58	RECORD	PCT. RANK	GAMES	SCHEDULE	OF SCHEDULE	RPI	RPI	RPI	RPI
DIV. I ONLY	8- 3	62	7- 2	21	146	24	24	19	19	
DIV. I NON-CONF.	6- 3	92	5- 3	5	206	12	12	19	19	
TOTALS	RPI 1-25	RPI 26-50	W-L RECORDS	RPI 51-100	RPI 101-150	RPI 150+				
8- 3	0- 1	0- 0	OVERALL	2- 2	1- 0	5- 0				
5- 0	0- 0	0- 0	HOME	1- 0	1- 0	3- 0				
3- 3	0- 1	0- 0	AWAY	1- 2	0- 0	2- 0				
0- 0	0- 0	0- 0	NEUTRAL	0- 0	0- 0	0- 0				
6- 3	0- 1	0- 0	NON-CONFERENCE	2- 2	1- 0	3- 0				
4- 0	0- 0	0- 0	HOME	1- 0	1- 0	2- 0				
2- 3	0- 1	0- 0	AWAY	1- 2	0- 0	1- 0				
0- 0	0- 0	0- 0	NEUTRAL	0- 0	0- 0	0- 0				
2- 0	0- 0	0- 0	CONFERENCE	0- 0	0- 0	2- 0				
1- 0	0- 0	0- 0	HOME	0- 0	0- 0	1- 0				
1- 0	0- 0	0- 0	AWAY	0- 0	0- 0	1- 0				
0- 0	0- 0	0- 0	NEUTRAL	0- 0	0- 0	0- 0				

RPI	S	Opponent	Score
21	A	George Washington	64 73

RPI	S	Opponent	Score
-----	---	----------	-------

RPI	S	Opponent	Score
54	H	St. Mary's (CA)	60 56
56	A	Southern California	50 68
81	A	San Diego	93 88
98	A	Bakersfield	60 80

RPI	S	Opponent	Score
105	H	UC Riverside	73 61
175	A	San Diego St.	56 44
191	A	Oregon	68 59
197	H	New Mexico	71 65
210	H	Cal St. Fullerton	57 52
230	H	Cal Poly	67 56

LAST 12 Division I GAMES:

210	H	Cal St. Fullerton	57 52	175	A	San Diego St.	56 44
54	H	St. Mary's (CA)	60 56	197	H	New Mexico	71 65
21	A	George Washington	64 73	191	A	Oregon	68 59
105	H	UC Riverside	73 61	56	A	Southern California	50 68
98	A	Bakersfield	60 80	230	H	Cal Poly	67 56
81	A	San Diego	93 88				

Non-Div I Games: Bethesda Christian 81 63 Cal St. Stanislaus 65 36

Fresno St.

Average RPI Win:	221	WON-LOST	WINNING	LAST 10	STRENGTH OF	OPP. STRENGTH	TEAM	ADJ.	CONF.	ADJ CONF.
Average RPI Loss:	48	RECORD	PCT. RANK	GAMES	SCHEDULE	OF SCHEDULE	RPI	RPI	RPI	RPI
DIV. I ONLY	8- 5	113	4- 4	97	162	80	80	20	20	
DIV. I NON-CONF.	8- 5	122	5- 5	103	161	77	77	21	21	
TOTALS	RPI 1-25	RPI 26-50	W-L RECORDS	RPI 51-100	RPI 101-150	RPI 150+				
8- 5	0- 1	0- 2	OVERALL	0- 2	2- 0	6- 0				
5- 0	0- 0	0- 0	HOME	0- 0	1- 0	4- 0				
2- 3	0- 0	0- 1	AWAY	0- 2	0- 0	2- 0				
1- 2	0- 1	0- 1	NEUTRAL	0- 0	1- 0	0- 0				
8- 5	0- 1	0- 2	NON-CONFERENCE	0- 2	2- 0	6- 0				
5- 0	0- 0	0- 0	HOME	0- 0	1- 0	4- 0				
2- 3	0- 0	0- 1	AWAY	0- 2	0- 0	2- 0				
1- 2	0- 1	0- 1	NEUTRAL	0- 0	1- 0	0- 0				
0- 0	0- 0	0- 0	CONFERENCE	0- 0	0- 0	0- 0				
0- 0	0- 0	0- 0	HOME	0- 0	0- 0	0- 0				
0- 0	0- 0	0- 0	AWAY	0- 0	0- 0	0- 0				
0- 0	0- 0	0- 0	NEUTRAL	0- 0	0- 0	0- 0				

RPI 1-25			RPI 26-50			RPI 51-100			Team's RPI: 80	RPI 101+		
RPI	S	Opponent	Score	RPI	S	Opponent	Score	RPI	S	Opponent	Score	
22	N	Washington	69 101	30	N	Florida St.	63 94	60	A	Elon	71 81	109 N Hartford 53 43
				44	A	Georgia	51 58	86	A	Clemson	69 79	139 H Appalachian St. 84 79
												158 A Winthrop 73 55
												175 H San Diego St. 60 43
												238 H Davidson 67 60
												277 A South Carolina St. 65 46
												327 H Coastal Caro. 90 56
												345 H UNC Asheville 81 71
LAST 12 Division I GAMES:												
139	H	Appalachian St.	84 79	277	A	South Carolina St.	65 46					
327	H	Coastal Caro.	90 56	60	A	Elon	71 81					
22	N	Washington	69 101	44	A	Georgia	51 58					
30	N	Florida St.	63 94	345	H	UNC Asheville	81 71					
109	N	Hartford	53 43	175	H	San Diego St.	60 43					
86	A	Clemson	69 79	158	A	Winthrop	73 55					

Non-Div I Games: North Greenville 75 50 Southern Wesleyan 96 73

Furman

Loss, Non-Conf, S Site, H Home A Away N Neutral

Ga. Southern

Through Games Of Jan. 4, 2015

Average RPI Win:	274	WON-LOST	WINNING	LAST 10	STRENGTH OF	OPP. STRENGTH	TEAM	ADJ.	CONF.	ADJ CONF.
Average RPI Loss:	147	RECORD	PCT. RANK	GAMES	SCHEDULE	OF SCHEDULE	RPI	RPI	RPI	RPI
DIV. I ONLY	2- 8	300	2- 7	129	325	279	279	18	18	
DIV. I NON-CONF.	2- 6	281	2- 6	150	310	269	269	18	18	
TOTALS	RPI 1-25	RPI 26-50	W-L RECORDS	RPI 51-100	RPI 101-150	RPI 150+				
2- 8	0- 0	0- 1	OVERALL	0- 1	0- 3	2- 3				
1- 3	0- 0	0- 0	HOME	0- 1	0- 1	1- 1				
0- 4	0- 0	0- 1	AWAY	0- 0	0- 1	0- 2				
1- 1	0- 0	0- 0	NEUTRAL	0- 0	0- 1	1- 0				
2- 6	0- 0	0- 1	NON-CONFERENCE	0- 1	0- 2	2- 2				
1- 2	0- 0	0- 0	HOME	0- 1	0- 0	1- 1				
0- 3	0- 0	0- 1	AWAY	0- 0	0- 1	0- 1				
1- 1	0- 0	0- 0	NEUTRAL	0- 0	0- 1	1- 0				
0- 2	0- 0	0- 0	CONFERENCE	0- 0	0- 1	0- 1				
0- 1	0- 0	0- 0	HOME	0- 0	0- 1	0- 0				
0- 1	0- 0	0- 0	AWAY	0- 0	0- 0	0- 1				
0- 0	0- 0	0- 0	NEUTRAL	0- 0	0- 0	0- 0				

RPI S	Opponent	Score	RPI S	Opponent	Score	RPI S	Opponent	Score	RPI S	Opponent	Score	Team's RPI: 279
44	A Georgia	52 93	92	H Kennesaw St.	51 72	111	N Eastern Wash.	42 55	119	A Jacksonville St.	52 78	
						140	H Texas St.	65 79	182	H Mercer	61 84	
						194	A Texas-Arlington	52 64	266	N Southern U.	68 52	
						281	H Jacksonville	78 65	295	A Lipscomb	74 80	
LAST 12 Division I GAMES:												
182	H Mercer	61 84	140	H Texas St.	65 79							
119	A Jacksonville St.	52 78	194	A Texas-Arlington	52 64							
44	A Georgia	52 93	266	N Southern U.	68 52							
92	H Kennesaw St.	51 72	111	N Eastern Wash.	42 55							
281	H Jacksonville	78 65										
295	A Lipscomb	74 80										

Non-Div I Games: Toccoa Falls 84 36

Ga. Southern

Loss, Non-Conf, S Site, H Home A Away N Neutral

Average RPI Win:	332	WON-LOST	WINNING	LAST 10	STRENGTH OF	OPP. STRENGTH	TEAM	ADJ.	CONF.	ADJ CONF.
Average RPI Loss:	196	RECORD	PCT. RANK	GAMES	SCHEDULE	OF SCHEDULE	RPI	RPI	RPI	RPI
DIV. I ONLY	3- 9	276	2- 7	331	316	333	333	31	31	
DIV. I NON-CONF.	2- 5	260	2- 4	322	313	310	310	32	32	
TOTALS	RPI 1-25	RPI 26-50	W-L RECORDS	RPI 51-100	RPI 101-150	RPI 150+				
3- 9	0- 0	0- 0	OVERALL	0- 2	0- 2	3- 5				
2- 2	0- 0	0- 0	HOME	0- 0	0- 0	2- 2				
1- 7	0- 0	0- 0	AWAY	0- 2	0- 2	1- 3				
0- 0	0- 0	0- 0	NEUTRAL	0- 0	0- 0	0- 0				
2- 5	0- 0	0- 0	NON-CONFERENCE	0- 1	0- 2	2- 2				
1- 1	0- 0	0- 0	HOME	0- 0	0- 0	1- 1				
1- 4	0- 0	0- 0	AWAY	0- 1	0- 2	1- 1				
0- 0	0- 0	0- 0	NEUTRAL	0- 0	0- 0	0- 0				
1- 4	0- 0	0- 0	CONFERENCE	0- 1	0- 0	1- 3				
1- 1	0- 0	0- 0	HOME	0- 0	0- 0	1- 1				
0- 3	0- 0	0- 0	AWAY	0- 1	0- 0	0- 2				
0- 0	0- 0	0- 0	NEUTRAL	0- 0	0- 0	0- 0				

RPI 1-25				RPI 26-50				RPI 51-100				RPI 101+				Team's RPI: 333	
RPI	S	Opponent	Score	RPI	S	Opponent	Score	RPI	S	Opponent	Score	RPI	S	Opponent	Score		
								92	A	Kennesaw St.	47	50	108	A	Indiana	54	115
								100	A	Liberty	47	56	139	A	Appalachian St.	69	77
												213	A	Presbyterian	50	55	
												238	H	Davidson	67	68	
												255	H	Radford	60	76	
												282	A	UNC Greensboro	60	76	
												327	H	Coastal Caro.	82	74	
												328	H	N.C. Central	73	53	
												337	A	Longwood	59	63	
												340	A	Wofford	65	60	
LAST 12 Division I GAMES:																	
				213	A	Presbyterian	50	55		327	H	Coastal Caro.	82	74			
				340	A	Wofford	65	60		255	H	Radford	60	76			
				139	A	Appalachian St.	69	77		337	A	Longwood	59	63			
				328	H	N.C. Central	73	53		92	A	Kennesaw St.	47	50			
				238	H	Davidson	67	68		100	A	Liberty	47	56			
				108	A	Indiana	54	115		282	A	UNC Greensboro	60	76			

Non-Div I Games: Tenn. Temple 68 48 Montreat 118 37

Gardner-Webb

Loss, Non-Conf, S Site, H Home A Away N Neutral

Average RPI Win:	258	WON-LOST	WINNING	LAST 10	STRENGTH OF	OPP. STRENGTH	TEAM	ADJ.	CONF.	ADJ CONF.
Average RPI Loss:	194	RECORD	PCT. RANK	GAMES	SCHEDULE	OF SCHEDULE	RPI	RPI	RPI	RPI
DIV. I ONLY	9- 5	99	6- 4	348	142	265	265	6	6	
DIV. I NON-CONF.	8- 5	122	7- 4	348	137	286	286	7	7	
TOTALS	RPI 1-25	RPI 26-50	W-L RECORDS	RPI 51-100	RPI 101-150	RPI 150+				
9- 5	0- 0	0- 0	OVERALL	0- 0	0- 1	9- 4				
4- 2	0- 0	0- 0	HOME	0- 0	0- 1	4- 1				
2- 2	0- 0	0- 0	AWAY	0- 0	0- 0	2- 2				
3- 1	0- 0	0- 0	NEUTRAL	0- 0	0- 0	3- 1				
8- 5	0- 0	0- 0	NON-CONFERENCE	0- 0	0- 1	8- 4				
3- 2	0- 0	0- 0	HOME	0- 0	0- 1	3- 1				
2- 2	0- 0	0- 0	AWAY	0- 0	0- 0	2- 2				
3- 1	0- 0	0- 0	NEUTRAL	0- 0	0- 0	3- 1				
1- 0	0- 0	0- 0	CONFERENCE	0- 0	0- 0	1- 0				
1- 0	0- 0	0- 0	HOME	0- 0	0- 0	1- 0				
0- 0	0- 0	0- 0	AWAY	0- 0	0- 0	0- 0				
0- 0	0- 0	0- 0	NEUTRAL	0- 0	0- 0	0- 0				

RPI 1-25			RPI 26-50			RPI 51-100			RPI 101+			Team's RPI: 265
RPI	S	Opponent	Score	RPI	S	Opponent	Score	RPI	S	Opponent	Score	
								136	H	East Tenn. St.	71	84
								158	N	Winthrop	69	57
								171	N	Abilene Christian	86	88
								180	H	Saint Louis	66	57
								184	H	Virginia Tech	77	69
								196	A	Towson	70	72
								198	H	Morehead St.	70	79
								219	H	Col. of Charleston	71	61
								267	A	Navy	79	84
								289	A	Saint Francis (PA)	86	77
								292	N	La.-Monroe	65	53
								312	N	Mississippi Val.	71	62
								337	A	Longwood	83	61
								347	H	Delaware St.	110	91
LAST 12 Division I GAMES:												
								136	H	East Tenn. St.	71	84
								180	H	Saint Louis	66	57
								312	N	Mississippi Val.	71	62
								196	A	Towson	70	72
								337	A	Longwood	83	61
								267	A	Navy	79	84
								292	N	La.-Monroe	65	53
								158	N	Winthrop	69	57
								289	A	Saint Francis (PA)	86	77
								219	H	Col. of Charleston	71	61
								347	H	Delaware St.	110	91

Non-Div I Games:

George Mason

■ Loss,
 ■ Non-Conf,
 S Site,
 ■ Home
 ■ Away
 N Neutral

Average RPI Win: 128		WON-LOST	WINNING	LAST 10	STRENGTH OF	OPP. STRENGTH	TEAM	ADJ.	CONF.	ADJ CONF.
Average RPI Loss: 16		RECORD	PCT. RANK	GAMES	SCHEDULE	OF SCHEDULE	RPI	RPI	RPI	RPI
DIV. I ONLY		11- 2	23	10- 0	63	2	21	21	6	6
DIV. I NON-CONF.		10- 2	31	9- 1	90	3	25	25	7	7
TOTALS	RPI 1-25		RPI 26-50		W-L RECORDS		RPI 51-100		RPI 101-150	RPI 150+
11- 2	2- 2		1- 0		OVERALL	3- 0		1- 0		4- 0
5- 1	1- 1		0- 0		HOME	1- 0		1- 0		2- 0
4- 1	1- 1		0- 0		AWAY	1- 0		0- 0		2- 0
2- 0	0- 0		1- 0		NEUTRAL	1- 0		0- 0		0- 0
10- 2	1- 2		1- 0		NON-CONFERENCE	3- 0		1- 0		4- 0
5- 1	1- 1		0- 0		HOME	1- 0		1- 0		2- 0
3- 1	0- 1		0- 0		AWAY	1- 0		0- 0		2- 0
2- 0	0- 0		1- 0		NEUTRAL	1- 0		0- 0		0- 0
1- 0	1- 0		0- 0		CONFERENCE	0- 0		0- 0		0- 0
0- 0	0- 0		0- 0		HOME	0- 0		0- 0		0- 0
1- 0	1- 0		0- 0		AWAY	0- 0		0- 0		0- 0
0- 0	0- 0		0- 0		NEUTRAL	0- 0		0- 0		0- 0

RPI 1-25					
RPI	S	Opponent	Score		
8	A	Dayton	69	66	
14	A	FGCU	75	88	
17	H	Maryland	65	75	
24	H	Fresno St.	73	64	
Team's RPI: 21					
RPI 26-50					
RPI	S	Opponent	Score		
38	N	Purdue	79	59	
RPI 51-100					
RPI	S	Opponent	Score		
54	H	St. Mary's (CA)	70	52	
68	A	American	63	52	
74	N	North Carolina St.	74	66	
RPI 101+					
RPI	S	Opponent	Score		
142	H	Memphis	63	44	
196	A	Towson	82	48	
233	H	Grambling	89	51	
263	H	Georgetown	72	60	
308	A	Loyola Maryland	72	49	
LAST 12 Division I GAMES:					
24	H	Fresno St.	73	64	
38	N	Purdue	79	59	
74	N	North Carolina St.	74	66	
233	H	Grambling	89	51	
17	H	Maryland	65	75	
68	A	American	63	52	
8	A	Dayton	69	66	
196	A	Towson	82	48	
308	A	Loyola Maryland	72	49	
54	H	St. Mary's (CA)	70	52	
142	H	Memphis	63	44	
263	H	Georgetown	72	60	

Non-Div I Games:	Bowie St.	88	45
------------------	-----------	----	----

George Washington

Loss, Non-Conf, S Site, H Home A Away N Neutral

Georgetown

Through Games Of Jan. 4, 2015

Average RPI Win:	294	WON-LOST	WINNING	LAST 10	STRENGTH OF	OPP. STRENGTH	TEAM	ADJ.	CONF.	ADJ CONF.
Average RPI Loss:	119	RECORD	PCT. RANK	GAMES	SCHEDULE	OF SCHEDULE	RPI	RPI	RPI	RPI
DIV. I ONLY	3- 12	300	1- 9	92	186	263	263	8	8	
DIV. I NON-CONF.	2- 10	310	0- 9	80	213	263	263	6	6	
TOTALS	RPI 1-25	RPI 26-50	W-L RECORDS	RPI 51-100	RPI 101-150	RPI 150+				
3- 12	0- 2	0- 0	OVERALL	0- 3	0- 4	3- 3				
3- 4	0- 0	0- 0	HOME	0- 1	0- 2	3- 1				
0- 5	0- 2	0- 0	AWAY	0- 2	0- 1	0- 0				
0- 3	0- 0	0- 0	NEUTRAL	0- 0	0- 1	0- 2				
2- 10	0- 2	0- 0	NON-CONFERENCE	0- 2	0- 3	2- 3				
2- 3	0- 0	0- 0	HOME	0- 1	0- 1	2- 1				
0- 4	0- 2	0- 0	AWAY	0- 1	0- 1	0- 0				
0- 3	0- 0	0- 0	NEUTRAL	0- 0	0- 1	0- 2				
1- 2	0- 0	0- 0	CONFERENCE	0- 1	0- 1	1- 0				
1- 1	0- 0	0- 0	HOME	0- 0	0- 1	1- 0				
0- 1	0- 0	0- 0	AWAY	0- 1	0- 0	0- 0				
0- 0	0- 0	0- 0	NEUTRAL	0- 0	0- 0	0- 0				

RPI 1-25				RPI 26-50				RPI 51-100				RPI 101+ Team's RPI: 263			
RPI	S	Opponent	Score	RPI	S	Opponent	Score	RPI	S	Opponent	Score	RPI	S	Opponent	Score
21	A	George Washington	60 72					76	A	Kansas	42 55	120	H	DePaul	85 105
23	A	Princeton	54 83					77	A	Creighton	61 76	129	A	Richmond	57 65
								89	H	St. Bonaventure	64 70	142	H	Memphis	46 63
												148	N	Alabama	58 72
												174	N	Temple	58 81
												181	H	Florida	73 81
												246	N	Holy Cross	69 73
												251	H	Marquette	83 76
												308	H	Loyola Maryland	71 44
												322	H	UMES	88 75
LAST 12 Division I GAMES:															
23	A	Princeton	54 83	120	H	DePaul	85 105								
246	N	Holy Cross	69 73	251	H	Marquette	83 76								
181	H	Florida	73 81	77	A	Creighton	61 76								
76	A	Kansas	42 55	89	H	St. Bonaventure	64 70								
148	N	Alabama	58 72	142	H	Memphis	46 63								
174	N	Temple	58 81	21	A	George Washington	60 72								

Non-Div I Games:

Georgetown

■ Loss,
 ■ Non-Conf,
 ■ S Site,
 ■ H Home
 ■ A Away
 N Neutral

Average RPI Win:	189	WON-LOST	WINNING	LAST 10	STRENGTH OF	OPP. STRENGTH	TEAM	ADJ.	CONF.	ADJ CONF.
Average RPI Loss:	33	RECORD	PCT. RANK	GAMES	SCHEDULE	OF SCHEDULE	RPI	RPI	RPI	RPI
DIV. I ONLY	13- 2	15	8- 2	174	67	44	44	5	5	
DIV. I NON-CONF.	12- 1	7	9- 1	264	49	53	53	5	5	
TOTALS	RPI 1-25	RPI 26-50	W-L RECORDS	RPI 51-100	RPI 101-150	RPI 150+				
13- 2	0- 0	1- 2	OVERALL	3- 0	1- 0	8- 0				
9- 0	0- 0	0- 0	HOME	2- 0	1- 0	6- 0				
4- 2	0- 0	1- 2	AWAY	1- 0	0- 0	2- 0				
0- 0	0- 0	0- 0	NEUTRAL	0- 0	0- 0	0- 0				
12- 1	0- 0	1- 1	NON-CONFERENCE	3- 0	0- 0	8- 0				
8- 0	0- 0	0- 0	HOME	2- 0	0- 0	6- 0				
4- 1	0- 0	1- 1	AWAY	1- 0	0- 0	2- 0				
0- 0	0- 0	0- 0	NEUTRAL	0- 0	0- 0	0- 0				
1- 1	0- 0	0- 1	CONFERENCE	0- 0	1- 0	0- 0				
1- 0	0- 0	0- 0	HOME	0- 0	1- 0	0- 0				
0- 1	0- 0	0- 1	AWAY	0- 0	0- 0	0- 0				
0- 0	0- 0	0- 0	NEUTRAL	0- 0	0- 0	0- 0				

RPI S	Opponent	Score	RPI S	Opponent	Score	Team's RPI: 44	RPI S	Opponent	Score	RPI S	Opponent	Score	RPI S	Opponent	Score
			28	A Ohio St.	67 59		80	H Furman	58 51	148	H Alabama	64 47			
			32	A Mississippi St.	56 64		88	H Michigan St.	69 60	172	H Belmont	62 43			
			34	A Seton Hall	51 70		94	A Georgia Tech	64 57	177	H TCU	62 53			
										182	A Mercer	68 49			
										279	H Ga. Southern	93 52			
										285	H Morgan St.	68 36			
										296	H Colgate	66 35			
										309	H Coppin St.	49 29			
										320	A Tennessee Tech	74 51			
LAST 12 Division I GAMES:															
182	A Mercer	68 49	148	H Alabama	64 47										
309	H Coppin St.	49 29	32	A Mississippi St.	56 64										
320	A Tennessee Tech	74 51	34	A Seton Hall	51 70										
296	H Colgate	66 35	172	H Belmont	62 43										
279	H Ga. Southern	93 52	80	H Furman	58 51										
94	A Georgia Tech	64 57	88	H Michigan St.	69 60										

Non-Div I Games:

Georgia

Average RPI Win:	225	WON-LOST	WINNING	LAST 10	STRENGTH OF	OPP. STRENGTH	TEAM	ADJ.	CONF.	ADJ CONF.
Average RPI Loss:	115	RECORD	PCT. RANK	GAMES	SCHEDULE	OF SCHEDULE	RPI	RPI	RPI	RPI
DIV. I ONLY	5- 5	161	4- 5	170	224	217	217	18	18	
DIV. I NON-CONF.	4- 4	157	4- 4	167	281	216	216	18	18	
TOTALS	RPI 1-25	RPI 26-50	W-L RECORDS	RPI 51-100	RPI 101-150	RPI 150+				
5- 5	0- 0	0- 1	OVERALL	0- 2	1- 1	4- 1				
4- 4	0- 0	0- 1	HOME	0- 2	1- 1	3- 0				
1- 1	0- 0	0- 0	AWAY	0- 0	0- 0	1- 1				
0- 0	0- 0	0- 0	NEUTRAL	0- 0	0- 0	0- 0				
4- 4	0- 0	0- 0	NON-CONFERENCE	0- 2	1- 1	3- 1				
3- 3	0- 0	0- 0	HOME	0- 2	1- 1	2- 0				
1- 1	0- 0	0- 0	AWAY	0- 0	0- 0	1- 1				
0- 0	0- 0	0- 0	NEUTRAL	0- 0	0- 0	0- 0				
1- 1	0- 0	0- 1	CONFERENCE	0- 0	0- 0	1- 0				
1- 1	0- 0	0- 1	HOME	0- 0	0- 0	1- 0				
0- 0	0- 0	0- 0	AWAY	0- 0	0- 0	0- 0				
0- 0	0- 0	0- 0	NEUTRAL	0- 0	0- 0	0- 0				

RPI 1-25				RPI 26-50				RPI 51-100				RPI 101+				Team's RPI: 217	
RPI	S	Opponent	Score	RPI	S	Opponent	Score	RPI	S	Opponent	Score	RPI	S	Opponent	Score		
				40	H	UALR	55 75	92	H	Kennesaw St.	64 73	145	H	La Salle	68 76		
								100	H	Liberty	71 73	149	H	Massachusetts	71 66		
												157	A	North Florida	72 59		
												198	A	Morehead St.	72 74		
												207	H	Samford	61 56		
												292	H	La.-Monroe	80 72		
												320	H	Tennessee Tech	72 60		
LAST 12 Division I GAMES:																	
				92	H	Kennesaw St.	64 73	40	H	UALR	55 75						
				100	H	Liberty	71 73	292	H	La.-Monroe	80 72						
				207	H	Samford	61 56	145	H	La Salle	68 76						
				157	A	North Florida	72 59	149	H	Massachusetts	71 66						
								320	H	Tennessee Tech	72 60						
								198	A	Morehead St.	72 74						

Non-Div I Games: Thomas (GA) 101 55

Georgia St.

Average RPI Win:	217	WON-LOST	WINNING	LAST 10	STRENGTH OF	OPP. STRENGTH	TEAM	ADJ.	CONF.	ADJ CONF.
Average RPI Loss:	33	RECORD	PCT. RANK	GAMES	SCHEDULE	OF SCHEDULE	RPI	RPI	RPI	RPI
DIV. I ONLY	11- 5	84	1- 0	152	87	94	94	2	2	
DIV. I NON-CONF.	10- 4	80	1- 0	220	131	123	123	2	2	
TOTALS	RPI 1-25	RPI 26-50	W-L RECORDS	RPI 51-100	RPI 101-150	RPI 150+				
11- 5	0- 3	0- 1	OVERALL	2- 1	1- 0	8- 0				
8- 1	0- 0	0- 1	HOME	2- 0	0- 0	6- 0				
2- 2	0- 1	0- 0	AWAY	0- 1	0- 0	2- 0				
1- 2	0- 2	0- 0	NEUTRAL	0- 0	1- 0	0- 0				
10- 4	0- 2	0- 1	NON-CONFERENCE	1- 1	1- 0	8- 0				
7- 1	0- 0	0- 1	HOME	1- 0	0- 0	6- 0				
2- 1	0- 0	0- 0	AWAY	0- 1	0- 0	2- 0				
1- 2	0- 2	0- 0	NEUTRAL	0- 0	1- 0	0- 0				
1- 1	0- 1	0- 0	CONFERENCE	1- 0	0- 0	0- 0				
1- 0	0- 0	0- 0	HOME	1- 0	0- 0	0- 0				
0- 1	0- 1	0- 0	AWAY	0- 0	0- 0	0- 0				
0- 0	0- 0	0- 0	NEUTRAL	0- 0	0- 0	0- 0				

RPI 1-25				RPI 26-50				RPI 51-100 Team's RPI: 94				RPI 101+			
RPI	S	Opponent	Score	RPI	S	Opponent	Score	RPI	S	Opponent	Score	RPI	S	Opponent	Score
6	A	Louisville	48 75	44	H	Georgia	57 64	86	H	Clemson	74 66	114	N	Villanova	71 63
7	N	Green Bay	50 71					88	A	Michigan St.	73 79	188	H	Louisiana Tech	96 81
18	N	Minnesota	69 72					92	H	Kennesaw St.	77 48	214	H	Central Ark.	88 50
												233	H	Grambling	97 64
												262	A	Loyola Chicago	92 57
												285	H	Morgan St.	105 76
												295	H	Lipscomb	71 53
												304	H	Alabama St.	77 53
												316	A	St. Francis Brooklyn	65 59
LAST 12 Division I GAMES:															
188	H	Louisiana Tech	96 81	6	A	Louisville	48 75	295	H	Lipscomb	71 53				
86	H	Clemson	74 66	316	A	St. Francis Brooklyn	65 59	304	H	Alabama St.	77 53				
18	N	Minnesota	69 72	214	H	Central Ark.	88 50	88	A	Michigan St.	73 79				
114	N	Villanova	71 63												
7	N	Green Bay	50 71												
233	H	Grambling	97 64												

Non-Div I Games:

Georgia Tech

■ Loss,
■ Non-Conf,
■ S Site,
■ H Home
■ A Away
N Neutral

Gonzaga

Through Games Of Jan. 4, 2015

Average RPI Win:	165	WON-LOST	WINNING	LAST 10	STRENGTH OF	OPP. STRENGTH	TEAM	ADJ.	CONF.	ADJ CONF.
Average RPI Loss:	41	RECORD	PCT. RANK	GAMES	SCHEDULE	OF SCHEDULE	RPI	RPI	RPI	RPI
DIV. I ONLY	10- 4	66	2- 0	31	78	47	47	7	7	
DIV. I NON-CONF.	7- 4	107	1- 0	45	66	58	58	9	9	
TOTALS	RPI 1-25	RPI 26-50	W-L RECORDS	RPI 51-100	RPI 101-150	RPI 150+				
10- 4	1- 1	0- 2	OVERALL	2- 1	2- 0	5- 0				
7- 1	1- 0	0- 1	HOME	2- 0	0- 0	4- 0				
3- 1	0- 0	0- 0	AWAY	0- 0	2- 0	1- 0				
0- 2	0- 1	0- 0	NEUTRAL	0- 1	0- 0	0- 0				
7- 4	1- 1	0- 2	NON-CONFERENCE	0- 1	2- 0	4- 0				
4- 1	1- 0	0- 1	HOME	0- 0	0- 0	3- 0				
3- 1	0- 0	0- 1	AWAY	0- 0	2- 0	1- 0				
0- 2	0- 1	0- 0	NEUTRAL	0- 1	0- 0	0- 0				
3- 0	0- 0	0- 0	CONFERENCE	2- 0	0- 0	1- 0				
3- 0	0- 0	0- 0	HOME	2- 0	0- 0	1- 0				
0- 0	0- 0	0- 0	AWAY	0- 0	0- 0	0- 0				
0- 0	0- 0	0- 0	NEUTRAL	0- 0	0- 0	0- 0				

RPI 1-25				RPI 26-50				Team's RPI: 47	RPI 51-100				RPI 101+			
RPI	S	Opponent	Score	RPI	S	Opponent	Score		RPI	S	Opponent	Score	RPI	S	Opponent	Score
8	H	Dayton	75 65	39	A	Northwestern	43 62		68	N	American	56 59	111	A	Eastern Wash.	61 60
9	N	Iowa	67 79	48	H	Washington St.	58 59		81	H	San Diego	67 49	141	A	Montana St.	89 60
									85	H	BYU	78 62	228	H	Idaho St.	88 63
													236	H	Portland	79 57
													242	A	Wyoming	70 56
													254	H	Portland St.	73 41
													259	H	Southern Utah	70 51
LAST 12 Division I GAMES:																
236	H	Portland	79 57	81	H	San Diego	67 49									
254	H	Portland St.	73 41	85	H	BYU	78 62									
111	A	Eastern Wash.	61 60	259	H	Southern Utah	70 51									
9	N	Iowa	67 79	39	A	Northwestern	43 62									
68	N	American	56 59	242	A	Wyoming	70 56									
141	A	Montana St.	89 60	48	H	Washington St.	58 59									

Non-Div I Games:

Gonzaga

■ Loss,
■ Non-Conf, S Site,
■ Home
■ Away
N Neutral

Average RPI Win:	183	WON-LOST	WINNING	LAST 10	STRENGTH OF	OPP. STRENGTH	TEAM	ADJ.	CONF.	ADJ CONF.
Average RPI Loss:	109	RECORD	PCT. RANK	GAMES	SCHEDULE	OF SCHEDULE	RPI	RPI	RPI	RPI
DIV. I ONLY	1- 9	331	1- 7	26	163	233	233	33	33	
DIV. I NON-CONF.	1- 8	322	1- 8	8	108	181	181	30	30	
TOTALS	RPI 1-25	RPI 26-50	W-L RECORDS	RPI 51-100	RPI 101-150	RPI 150+				
1- 9	0- 2	0- 0	OVERALL	0- 3	0- 2	1- 2				
1- 0	0- 0	0- 0	HOME	0- 0	0- 0	1- 0				
0- 9	0- 2	0- 0	AWAY	0- 3	0- 2	0- 2				
0- 0	0- 0	0- 0	NEUTRAL	0- 0	0- 0	0- 0				
1- 8	0- 2	0- 0	NON-CONFERENCE	0- 3	0- 2	1- 1				
1- 0	0- 0	0- 0	HOME	0- 0	0- 0	1- 0				
0- 8	0- 2	0- 0	AWAY	0- 3	0- 2	0- 1				
0- 0	0- 0	0- 0	NEUTRAL	0- 0	0- 0	0- 0				
0- 1	0- 0	0- 0	CONFERENCE	0- 0	0- 0	0- 1				
0- 0	0- 0	0- 0	HOME	0- 0	0- 0	0- 0				
0- 1	0- 0	0- 0	AWAY	0- 0	0- 0	0- 1				
0- 0	0- 0	0- 0	NEUTRAL	0- 0	0- 0	0- 0				

RPI 1-25				RPI 26-50				RPI 51-100				RPI 101+ Team's RPI: 233			
RPI	S	Opponent	Score	RPI	S	Opponent	Score	RPI	S	Opponent	Score	RPI	S	Opponent	Score
21	A	George Washington	51 89					58	A	Kansas St.	38 61	112	A	Auburn	42 92
22	A	Washington	53 84					63	A	Arkansas	35 77	117	A	Ole Miss	67 92
								94	A	Georgia Tech	64 97	183	H	Northwestern St.	44 41
												187	A	Arizona	51 65
												304	A	Alabama St.	30 53
LAST 12 Division I GAMES:															
304	A	Alabama St.	30 53	58	A	Kansas St.	38 61	22	A	Washington	53 84	183	H	Northwestern St.	44 41
63	A	Arkansas	35 77	187	A	Arizona	51 65	94	A	Georgia Tech	64 97	21	A	George Washington	51 89
112	A	Auburn	42 92												
117	A	Ole Miss	67 92												

Non-Div I Games: LSU-Shreveport 67 58 Tougaloo 98 59

Grambling

Loss, Non-Conf, S Site, H Home A Away N Neutral

Grand Canyon

Through Games Of Jan. 4, 2015

Average RPI Win:	271	WON-LOST	WINNING	LAST 10	STRENGTH OF	OPP. STRENGTH	TEAM	ADJ.	CONF.	ADJ CONF.
Average RPI Loss:	202	RECORD	PCT. RANK	GAMES	SCHEDULE	OF SCHEDULE	RPI	RPI	RPI	RPI
DIV. I ONLY	4- 7	227	4- 5	336	200	311	311	30	30	
DIV. I NON-CONF.	4- 7	218	4- 6	338	197	315	315	33	33	
TOTALS	RPI 1-25	RPI 26-50	W-L RECORDS	RPI 51-100	RPI 101-150	RPI 150+				
4- 7	0- 1	0- 0	OVERALL	0- 0	0- 0	4- 6				
2- 3	0- 1	0- 0	HOME	0- 0	0- 0	2- 2				
2- 3	0- 0	0- 0	AWAY	0- 0	0- 0	2- 3				
0- 1	0- 0	0- 0	NEUTRAL	0- 0	0- 0	0- 1				
4- 7	0- 1	0- 0	NON-CONFERENCE	0- 0	0- 0	4- 6				
2- 3	0- 1	0- 0	HOME	0- 0	0- 0	2- 2				
2- 3	0- 0	0- 0	AWAY	0- 0	0- 0	2- 3				
0- 1	0- 0	0- 0	NEUTRAL	0- 0	0- 0	0- 1				
0- 0	0- 0	0- 0	CONFERENCE	0- 0	0- 0	0- 0				
0- 0	0- 0	0- 0	HOME	0- 0	0- 0	0- 0				
0- 0	0- 0	0- 0	AWAY	0- 0	0- 0	0- 0				
0- 0	0- 0	0- 0	NEUTRAL	0- 0	0- 0	0- 0				

RPI 1-25				RPI 26-50				RPI 51-100				RPI 101+				Team's RPI: 311
RPI	S	Opponent	Score	RPI	S	Opponent	Score	RPI	S	Opponent	Score	RPI	S	Opponent	Score	
6	H	Louisville	51 65									193	A	Northern Colo.	47 66	
												208	H	Nevada	52 64	
												220	N	Northern Ky.	45 52	
												243	A	Oral Roberts	54 51	
												250	A	Austin Peay	77 84	
												256	H	North Dakota St.	69 54	
												267	A	Navy	51 60	
												271	H	New Orleans	59 57	
												273	H	UC Irvine	53 54	
												313	A	Incarnate Word	72 67	
LAST 12 Division I GAMES:																
313	A	Incarnate Word	72 67	193	A	Northern Colo.	47 66									
256	H	North Dakota St.	69 54	208	H	Nevada	52 64									
6	H	Louisville	51 65	271	H	New Orleans	59 57									
243	A	Oral Roberts	54 51	267	A	Navy	51 60									
273	H	UC Irvine	53 54	220	N	Northern Ky.	45 52									
				250	A	Austin Peay	77 84									

Non-Div I Games: Western St. 76 52 San Diego Christian87 44

Grand Canyon

Loss, Non-Conf, S Site, H Home A Away N Neutral

Average RPI Win:	118	WON-LOST	WINNING	LAST 10	STRENGTH OF	OPP. STRENGTH	TEAM	ADJ.	CONF.	ADJ CONF.
Average RPI Loss:	17	RECORD	PCT. RANK	GAMES	SCHEDULE	OF SCHEDULE	RPI	RPI	RPI	RPI
DIV. I ONLY	9- 3	54	0- 1	15	4	7	7	13	13	
DIV. I NON-CONF.	9- 3	61	0- 1	20	4	8	8	13	13	
TOTALS	RPI 1-25	RPI 26-50	W-L RECORDS	RPI 51-100	RPI 101-150	RPI 150+				
9- 3	1- 2	1- 1	OVERALL	3- 0	2- 0	2- 0				
4- 0	0- 0	0- 0	HOME	1- 0	2- 0	1- 0				
3- 2	0- 1	1- 1	AWAY	1- 0	0- 0	1- 0				
2- 1	1- 1	0- 0	NEUTRAL	1- 0	0- 0	0- 0				
9- 3	1- 2	1- 1	NON-CONFERENCE	3- 0	2- 0	2- 0				
4- 0	0- 0	0- 0	HOME	1- 0	2- 0	1- 0				
3- 2	0- 1	1- 1	AWAY	1- 0	0- 0	1- 0				
2- 1	1- 1	0- 0	NEUTRAL	1- 0	0- 0	0- 0				
0- 0	0- 0	0- 0	CONFERENCE	0- 0	0- 0	0- 0				
0- 0	0- 0	0- 0	HOME	0- 0	0- 0	0- 0				
0- 0	0- 0	0- 0	AWAY	0- 0	0- 0	0- 0				
0- 0	0- 0	0- 0	NEUTRAL	0- 0	0- 0	0- 0				

RPI	S	Opponent	Score	RPI	S	Opponent	Score	RPI	S	Opponent	Score	RPI	S	Opponent	Score
2	N	UConn	53 89	38	A	Purdue	81 78	69	A	South Dakota St.	77 75	106	H	Duquesne	84 52
4	N	Arizona St.	63 57	41	A	Vanderbilt	64 68	82	H	Western Mich.	70 55	122	H	Wisconsin	53 43
8	A	Dayton	66 72					94	N	Georgia Tech	71 50	251	A	Marquette	94 66
												299	H	Vermont	60 40
LAST 12 Division I GAMES:															
2	N	UConn	53 89	82	H	Western Mich.	70 55								
8	A	Dayton	66 72	4	N	Arizona St.	63 57								
299	H	Vermont	60 40	94	N	Georgia Tech	71 50								
122	H	Wisconsin	53 43	106	H	Duquesne	84 52								
69	A	South Dakota St.	77 75	38	A	Purdue	81 78								
251	A	Marquette	94 66	41	A	Vanderbilt	64 68								

Non-Div I Games: Davenport 53 40

Green Bay

Loss, Non-Conf, S Site, H Home A Away N Neutral

Average RPI Win:	183	WON-LOST	WINNING	LAST 10	STRENGTH OF	OPP. STRENGTH	TEAM	ADJ.	CONF.	ADJ CONF.
Average RPI Loss:	54	RECORD	PCT. RANK	GAMES	SCHEDULE	OF SCHEDULE	RPI	RPI	RPI	RPI
DIV. I ONLY	5- 8	216	5- 5	3	199	52	52	32	32	
DIV. I NON-CONF.	4- 8	233	4- 7	1	208	40	40	31	31	
TOTALS	RPI 1-25	RPI 26-50	W-L RECORDS	RPI 51-100	RPI 101-150	RPI 150+				
5- 8	0- 2	0- 3	OVERALL	1- 2	2- 1	2- 0				
1- 2	0- 1	0- 1	HOME	0- 0	0- 0	1- 0				
2- 6	0- 1	0- 2	AWAY	1- 2	1- 1	0- 0				
2- 0	0- 0	0- 0	NEUTRAL	0- 0	1- 0	1- 0				
4- 8	0- 2	0- 3	NON-CONFERENCE	1- 2	2- 1	1- 0				
0- 2	0- 1	0- 1	HOME	0- 0	0- 0	0- 0				
2- 6	0- 1	0- 2	AWAY	1- 2	1- 1	0- 0				
2- 0	0- 0	0- 0	NEUTRAL	0- 0	1- 0	1- 0				
1- 0	0- 0	0- 0	CONFERENCE	0- 0	0- 0	1- 0				
1- 0	0- 0	0- 0	HOME	0- 0	0- 0	1- 0				
0- 0	0- 0	0- 0	AWAY	0- 0	0- 0	0- 0				
0- 0	0- 0	0- 0	NEUTRAL	0- 0	0- 0	0- 0				

RPI 1-25				RPI 26-50				RPI 51-100				Team's RPI: 52	RPI 101+			
RPI	S	Opponent	Score	RPI	S	Opponent	Score	RPI	S	Opponent	Score		RPI	S	Opponent	Score
13	H	South Carolina	49 69	37	A	Quinnipiac	59 87	58	A	Kansas St.	46 66		112	N	Auburn	44 42
16	A	James Madison	53 85	39	A	Northwestern	36 62	96	A	Penn	58 43		120	A	DePaul	67 86
				48	H	Washington St.	60 74	97	A	Lehigh	67 85		129	A	Richmond	64 53
													285	H	Morgan St.	63 43
													294	N	Bowling Green	64 53
LAST 12 Division I GAMES:																
		112 N Auburn	44 42			285 H Morgan St.	63 43									
		294 N Bowling Green	64 53			129 A Richmond	64 53									
		120 A DePaul	67 86			96 A Penn	58 43									
		16 A James Madison	53 85			97 A Lehigh	67 85									
		13 H South Carolina	49 69			48 H Washington St.	60 74									
		37 A Quinnipiac	59 87			58 A Kansas St.	46 66									

Non-Div I Games:

Hampton

■ Loss,
■ Non-Conf,
■ S Site,
■ H Home
■ A Away
N Neutral

Average RPI Win:	198	WON-LOST	WINNING	LAST 10	STRENGTH OF	OPP. STRENGTH	TEAM	ADJ.	CONF.	ADJ CONF.
Average RPI Loss:	64	RECORD	PCT. RANK	GAMES	SCHEDULE	OF SCHEDULE	RPI	RPI	RPI	RPI
DIV. I ONLY	7- 8	180	4- 6	64	65	109	109	23	23	
DIV. I NON-CONF.	6- 8	196	3- 8	46	51	116	116	24	24	
TOTALS	RPI 1-25	RPI 26-50	W-L RECORDS	RPI 51-100	RPI 101-150	RPI 150+				
7- 8	0- 2	0- 2	OVERALL	0- 1	1- 3	6- 0				
3- 2	0- 0	0- 1	HOME	0- 0	0- 1	3- 0				
3- 2	0- 0	0- 0	AWAY	0- 0	1- 2	2- 0				
1- 4	0- 2	0- 1	NEUTRAL	0- 1	0- 0	1- 0				
6- 8	0- 2	0- 2	NON-CONFERENCE	0- 1	1- 3	5- 0				
3- 2	0- 0	0- 1	HOME	0- 0	0- 1	3- 0				
2- 2	0- 0	0- 0	AWAY	0- 0	1- 2	1- 0				
1- 4	0- 2	0- 1	NEUTRAL	0- 1	0- 0	1- 0				
1- 0	0- 0	0- 0	CONFERENCE	0- 0	0- 0	1- 0				
0- 0	0- 0	0- 0	HOME	0- 0	0- 0	0- 0				
1- 0	0- 0	0- 0	AWAY	0- 0	0- 0	1- 0				
0- 0	0- 0	0- 0	NEUTRAL	0- 0	0- 0	0- 0				

RPI 1-25				RPI 26-50				RPI 51-100				RPI 101+ Team's RPI: 109			
RPI	S	Opponent	Score	RPI	S	Opponent	Score	RPI	S	Opponent	Score	RPI	S	Opponent	Score
22	N	Washington	70 81	30	N	Florida St.	59 69	80	N	Furman	43 53	103	H	Boston College	61 73
23	N	Princeton	51 64	37	H	Quinnipiac	58 70					107	A	Lafayette	59 74
												110	A	Dartmouth	43 49
												121	A	Cornell	48 46
												154	A	Central Conn. St.	75 63
												163	H	Sacred Heart	68 63
												195	H	Providence	57 54
												218	N	Savannah St.	59 55
												235	H	Penn St.	62 57
												299	A	Vermont	62 46
LAST 12 Division I GAMES:															
299	A	Vermont	62 46	235	H	Penn St.	62 57								
218	N	Savannah St.	59 55	103	H	Boston College	61 73								
23	N	Princeton	51 64	110	A	Dartmouth	43 49								
37	H	Quinnipiac	58 70	30	N	Florida St.	59 69								
163	H	Sacred Heart	68 63	22	N	Washington	70 81								
107	A	Lafayette	59 74	80	N	Furman	43 53								

Non-Div I Games:

Hartford

■ Loss,
 ■ Non-Conf,
 ■ S Site,
 ■ H Home
 ■ A Away
 N Neutral

Average RPI Win:	207	WON-LOST	WINNING	LAST 10	STRENGTH OF	OPP. STRENGTH	TEAM	ADJ.	CONF.	ADJ CONF.
Average RPI Loss:	132	RECORD	PCT. RANK	GAMES	SCHEDULE	OF SCHEDULE	RPI	RPI	RPI	RPI
DIV. I ONLY	6- 6	161	5- 5	213	76	161	161	11	11	
DIV. I NON-CONF.	6- 6	157	6- 6	209	78	163	163	11	11	
TOTALS	RPI 1-25	RPI 26-50	W-L RECORDS	RPI 51-100	RPI 101-150	RPI 150+				
6- 6	0- 2	1- 0	OVERALL	0- 0	1- 1	4- 3				
2- 1	0- 1	0- 0	HOME	0- 0	0- 0	2- 0				
1- 3	0- 1	0- 0	AWAY	0- 0	1- 1	0- 1				
3- 2	0- 0	1- 0	NEUTRAL	0- 0	0- 0	2- 2				
6- 6	0- 2	1- 0	NON-CONFERENCE	0- 0	1- 1	4- 3				
2- 1	0- 1	0- 0	HOME	0- 0	0- 0	2- 0				
1- 3	0- 1	0- 0	AWAY	0- 0	1- 1	0- 1				
3- 2	0- 0	1- 0	NEUTRAL	0- 0	0- 0	2- 2				
0- 0	0- 0	0- 0	CONFERENCE	0- 0	0- 0	0- 0				
0- 0	0- 0	0- 0	HOME	0- 0	0- 0	0- 0				
0- 0	0- 0	0- 0	AWAY	0- 0	0- 0	0- 0				
0- 0	0- 0	0- 0	NEUTRAL	0- 0	0- 0	0- 0				

RPI 1-25				RPI 26-50				RPI 51-100				RPI 101+ Team's RPI: 161			
RPI	S	Opponent	Score	RPI	S	Opponent	Score	RPI	S	Opponent	Score	RPI	S	Opponent	Score
1	A	Notre Dame	43 97	37	N	Quinnipiac	87 83					116	A	Maine	46 65
14	H	FGCU	58 68									149	A	Massachusetts	75 62
												174	N	Temple	69 81
												188	N	Louisiana Tech	64 83
												221	H	Northeastern	67 65
												246	N	Holy Cross	79 76
												295	N	Lipscomb	84 63
												296	H	Colgate	68 53
												301	A	Boston U.	62 63
LAST 12 Division I GAMES:															
14	H	FGCU	58 68	149	A	Massachusetts	75 62								
295	N	Lipscomb	84 63	174	N	Temple	69 81								
188	N	Louisiana Tech	64 83	246	N	Holy Cross	79 76								
221	H	Northeastern	67 65	1	A	Notre Dame	43 97								
116	A	Maine	46 65	37	N	Quinnipiac	87 83								
296	H	Colgate	68 53	301	A	Boston U.	62 63								

Non-Div I Games:

Harvard

■ Loss,
■ Non-Conf,
■ S Site,
■ H Home
■ A Away
N Neutral

Average RPI Win:	250	WON-LOST	WINNING	LAST 10	STRENGTH OF	OPP. STRENGTH	TEAM	ADJ.	CONF.	ADJ CONF.
Average RPI Loss:	49	RECORD	PCT. RANK	GAMES	SCHEDULE	OF SCHEDULE	RPI	RPI	RPI	RPI
DIV. I ONLY	6- 5	147	1- 0	136	111	143	143	14	14	
DIV. I NON-CONF.	6- 5	145	1- 0	143	113	142	142	15	15	
TOTALS	RPI 1-25	RPI 26-50	W-L RECORDS	RPI 51-100	RPI 101-150	RPI 150+				
6- 5	0- 2	0- 1	OVERALL	0- 2	1- 0	5- 0				
3- 4	0- 2	0- 1	HOME	0- 1	0- 0	3- 0				
3- 1	0- 0	0- 0	AWAY	0- 1	1- 0	2- 0				
0- 0	0- 0	0- 0	NEUTRAL	0- 0	0- 0	0- 0				
6- 5	0- 2	0- 1	NON-CONFERENCE	0- 2	1- 0	5- 0				
3- 4	0- 2	0- 1	HOME	0- 1	0- 0	3- 0				
3- 1	0- 0	0- 0	AWAY	0- 1	1- 0	2- 0				
0- 0	0- 0	0- 0	NEUTRAL	0- 0	0- 0	0- 0				
0- 0	0- 0	0- 0	CONFERENCE	0- 0	0- 0	0- 0				
0- 0	0- 0	0- 0	HOME	0- 0	0- 0	0- 0				
0- 0	0- 0	0- 0	AWAY	0- 0	0- 0	0- 0				
0- 0	0- 0	0- 0	NEUTRAL	0- 0	0- 0	0- 0				

RPI 1-25				RPI 26-50				RPI 51-100				RPI 101+ Team's RPI: 143			
RPI	S	Opponent	Score	RPI	S	Opponent	Score	RPI	S	Opponent	Score	RPI	S	Opponent	Score
10	H	North Carolina	65 74	45	H	Stanford	73 86	66	H	Pacific	61 69	126	A	Colorado St.	63 58
25	H	California	72 79					98	A	Bakersfield	69 78	202	H	Prairie View	72 58
												269	H	UNLV	79 70
												282	H	UNC Greensboro	74 54
												287	A	Loyola Marymount	85 76
												332	A	Denver	60 58
LAST 12 Division I GAMES:															
202	H	Prairie View	72 58	10	H	North Carolina	65 74								
282	H	UNC Greensboro	74 54	45	H	Stanford	73 86								
98	A	Bakersfield	69 78	269	H	UNLV	79 70								
287	A	Loyola Marymount	85 76	25	H	California	72 79								
66	H	Pacific	61 69	332	A	Denver	60 58								
				126	A	Colorado St.	63 58								

Non-Div I Games: BYU-Hawaii 92 40 Hawaii Pacific 76 68

Hawaii

Loss, Non-Conf, S Site, H Home A Away N Neutral

Average RPI Win:	237	WON-LOST	WINNING	LAST 10	STRENGTH OF	OPP. STRENGTH	TEAM	ADJ.	CONF.	ADJ CONF.
Average RPI Loss:	118	RECORD	PCT. RANK	GAMES	SCHEDULE	OF SCHEDULE	RPI	RPI	RPI	RPI
DIV. I ONLY	6- 6	161	1- 1	190	218	155	155	31	31	
DIV. I NON-CONF.	3- 5	213	0- 1	132	132	185	185	32	32	
TOTALS	RPI 1-25	RPI 26-50	W-L RECORDS	RPI 51-100	RPI 101-150	RPI 150+				
6- 6	0- 0	0- 1	OVERALL	1- 2	0- 2	5- 1				
5- 0	0- 0	0- 0	HOME	1- 0	0- 0	4- 0				
1- 6	0- 0	0- 0	AWAY	0- 0	0- 0	1- 0				
0- 0	0- 0	0- 0	NEUTRAL	0- 0	0- 0	0- 0				
3- 5	0- 0	0- 1	NON-CONFERENCE	1- 1	0- 2	2- 1				
3- 0	0- 0	0- 0	HOME	1- 0	0- 0	2- 0				
0- 5	0- 0	0- 1	AWAY	0- 1	0- 2	0- 1				
0- 0	0- 0	0- 0	NEUTRAL	0- 0	0- 0	0- 0				
3- 1	0- 0	0- 0	CONFERENCE	0- 1	0- 0	3- 0				
2- 0	0- 0	0- 0	HOME	0- 0	0- 0	2- 0				
1- 1	0- 0	0- 0	AWAY	0- 1	0- 0	1- 0				
0- 0	0- 0	0- 0	NEUTRAL	0- 0	0- 0	0- 0				

RPI 1-25				RPI 26-50				RPI 51-100				RPI 101+				Team's RPI: 155	
RPI	S	Opponent	Score	RPI	S	Opponent	Score	RPI	S	Opponent	Score	RPI	S	Opponent	Score		
				27	A	Nebraska	57 83	60	H	Elon	87 71	131	A	VCU	59 81		
								74	A	North Carolina St.	62 66	136	A	East Tenn. St.	76 84		
								100	A	Liberty	47 64	201	H	William & Mary	87 80		
												213	H	Presbyterian	54 49		
												238	A	Davidson	57 76		
												282	H	UNC Greensboro	78 67		
												327	A	Coastal Caro.	79 64		
												337	H	Longwood	81 60		
LAST 12 Division I GAMES:																	
				337	H	Longwood	81 60	282	H	UNC Greensboro	78 67						
				74	A	North Carolina St.	62 66	213	H	Presbyterian	54 49						
				100	A	Liberty	47 64	60	H	Elon	87 71						
				327	A	Coastal Caro.	79 64	238	A	Davidson	57 76						
				27	A	Nebraska	57 83	201	H	William & Mary	87 80						
				131	A	VCU	59 81	136	A	East Tenn. St.	76 84						

Non-Div I Games: Brevard 72 65

High Point

■ Loss,
 ■ Non-Conf,
 ■ S Site,
 ■ H Home
 ■ A Away
 N Neutral

Hofstra

Through Games Of Jan. 4, 2015

Average RPI Win:	184	WON-LOST	WINNING	LAST 10	STRENGTH OF	OPP. STRENGTH	TEAM	ADJ.	CONF.	ADJ CONF.
Average RPI Loss:	122	RECORD	PCT. RANK	GAMES	SCHEDULE	OF SCHEDULE	RPI	RPI	RPI	RPI
DIV. I ONLY	8- 4	85	7- 3	263	35	124	124	10	10	
DIV. I NON-CONF.	7- 4	107	7- 4	211	62	121	121	10	10	
TOTALS	RPI 1-25	RPI 26-50	W-L RECORDS	RPI 51-100	RPI 101-150	RPI 150+				
8- 4	0- 1	0- 0	OVERALL	1- 0	2- 1	5- 2				
4- 2	0- 1	0- 0	HOME	0- 0	1- 0	3- 1				
4- 2	0- 0	0- 0	AWAY	1- 0	1- 1	2- 1				
0- 0	0- 0	0- 0	NEUTRAL	0- 0	0- 0	0- 0				
7- 4	0- 1	0- 0	NON-CONFERENCE	1- 0	2- 1	4- 2				
3- 2	0- 1	0- 0	HOME	0- 0	1- 0	2- 1				
4- 2	0- 0	0- 0	AWAY	1- 0	1- 1	2- 1				
0- 0	0- 0	0- 0	NEUTRAL	0- 0	0- 0	0- 0				
1- 0	0- 0	0- 0	CONFERENCE	0- 0	0- 0	1- 0				
1- 0	0- 0	0- 0	HOME	0- 0	0- 0	1- 0				
0- 0	0- 0	0- 0	AWAY	0- 0	0- 0	0- 0				
0- 0	0- 0	0- 0	NEUTRAL	0- 0	0- 0	0- 0				

RPI 1-25				RPI 26-50				RPI 51-100				RPI 101+ Team's RPI: 124			
RPI	S	Opponent	Score	RPI	S	Opponent	Score	RPI	S	Opponent	Score	RPI	S	Opponent	Score
20	H	Western Ky.	65 70					90	A	Albany (NY)	65 55	103	A	Boston College	75 61
												118	H	UNI	61 58
												130	A	Fordham	46 60
												154	H	Central Conn. St.	66 71
												173	H	Fairfield	66 53
												184	A	Virginia Tech	43 60
												211	H	Robert Morris	71 51
												219	H	Col. of Charleston	78 53
												223	A	NJIT	62 47
												336	A	Norfolk St.	64 47
LAST 12 Division I GAMES:															
219	H	Col. of Charleston	78 53	20	H	Western Ky.	65 70	118	H	UNI	61 58	336	A	Norfolk St.	64 47
184	A	Virginia Tech	43 60	130	A	Fordham	46 60	173	H	Fairfield	66 53	211	H	Robert Morris	71 51
103	A	Boston College	75 61	223	A	NJIT	62 47	154	H	Central Conn. St.	66 71	219	H	Col. of Charleston	78 53
223	A	NJIT	62 47	211	H	Robert Morris	71 51	90	A	Albany (NY)	65 55	103	A	Boston College	75 61
211	H	Robert Morris	71 51									118	H	UNI	61 58
90	A	Albany (NY)	65 55									130	A	Fordham	46 60
												154	H	Central Conn. St.	66 71

Non-Div I Games:

Hofstra

■ Loss,
■ Non-Conf, S Site,
■ Home
■ Away
N Neutral

Holy Cross

Through Games Of Jan. 4, 2015

Average RPI Win:	249	WON-LOST	WINNING	LAST 10	STRENGTH OF	OPP. STRENGTH	TEAM	ADJ.	CONF.	ADJ CONF.
Average RPI Loss:	120	RECORD	PCT. RANK	GAMES	SCHEDULE	OF SCHEDULE	RPI	RPI	RPI	RPI
DIV. I ONLY	5- 10	241	5- 5	229	105	246	246	22	22	
DIV. I NON-CONF.	4- 9	246	4- 6	197	118	256	256	23	23	
TOTALS	RPI 1-25	RPI 26-50	W-L RECORDS	RPI 51-100	RPI 101-150	RPI 150+				
5- 10	0- 1	0- 1	OVERALL	0- 2	1- 3	4- 3				
2- 2	0- 0	0- 0	HOME	0- 1	1- 0	1- 1				
1- 5	0- 1	0- 0	AWAY	0- 0	0- 3	1- 1				
2- 3	0- 0	0- 1	NEUTRAL	0- 1	0- 0	2- 1				
4- 9	0- 1	0- 1	NON-CONFERENCE	0- 1	1- 3	3- 3				
2- 1	0- 0	0- 0	HOME	0- 0	1- 0	1- 1				
0- 5	0- 1	0- 0	AWAY	0- 0	0- 3	0- 1				
2- 3	0- 0	0- 1	NEUTRAL	0- 1	0- 0	2- 1				
1- 1	0- 0	0- 0	CONFERENCE	0- 1	0- 0	1- 0				
0- 1	0- 0	0- 0	HOME	0- 1	0- 0	0- 0				
1- 0	0- 0	0- 0	AWAY	0- 0	0- 0	1- 0				
0- 0	0- 0	0- 0	NEUTRAL	0- 0	0- 0	0- 0				

RPI 1-25				RPI 26-50				RPI 51-100				RPI 101+ Team's RPI: 246			
RPI	S	Opponent	Score	RPI	S	Opponent	Score	RPI	S	Opponent	Score	RPI	S	Opponent	Score
1	A	Notre Dame	29 104	37	N	Quinnipiac	67 74	68	H	American	63 74	103	H	Boston College	80 64
								82	N	Western Mich.	40 51	110	A	Dartmouth	53 69
												113	A	Bryant	68 74
												149	A	Massachusetts	61 72
												160	A	Yale	70 83
												161	N	Harvard	76 79
												241	H	UMass Lowell	78 63
												263	N	Georgetown	73 69
												301	A	Boston U.	71 48
												314	H	Manhattan	60 66
												336	N	Norfolk St.	63 62
LAST 12 Division I GAMES:															
68	H	American	63 74	103	H	Boston College	80 64								
301	A	Boston U.	71 48	113	A	Bryant	68 74								
82	N	Western Mich.	40 51	263	N	Georgetown	73 69								
336	N	Norfolk St.	63 62	161	N	Harvard	76 79								
241	H	UMass Lowell	78 63	37	N	Quinnipiac	67 74								
149	A	Massachusetts	61 72	1	A	Notre Dame	29 104								

Non-Div I Games:

Holy Cross

■ Loss,
 ■ Non-Conf, S Site,
 ■ Home
 ■ Away
 N Neutral

Average RPI Win:	275	WON-LOST	WINNING	LAST 10	STRENGTH OF	OPP. STRENGTH	TEAM	ADJ.	CONF.	ADJ CONF.
Average RPI Loss:	136	RECORD	PCT. RANK	GAMES	SCHEDULE	OF SCHEDULE	RPI	RPI	RPI	RPI
DIV. I ONLY	6- 8	201	4- 6	278	168	231	231	9	9	
DIV. I NON-CONF.	5- 6	175	4- 5	298	228	253	253	8	8	
TOTALS	RPI 1-25	RPI 26-50	W-L RECORDS	RPI 51-100	RPI 101-150	RPI 150+				
6- 8	0- 1	0- 2	OVERALL	0- 1	0- 0	6- 4				
1- 3	0- 0	0- 0	HOME	0- 0	0- 0	1- 3				
3- 3	0- 0	0- 2	AWAY	0- 1	0- 0	3- 0				
2- 2	0- 1	0- 0	NEUTRAL	0- 0	0- 0	2- 1				
5- 6	0- 1	0- 1	NON-CONFERENCE	0- 1	0- 0	5- 3				
1- 2	0- 0	0- 0	HOME	0- 0	0- 0	1- 2				
2- 2	0- 0	0- 1	AWAY	0- 1	0- 0	2- 0				
2- 2	0- 1	0- 0	NEUTRAL	0- 0	0- 0	2- 1				
1- 2	0- 0	0- 1	CONFERENCE	0- 0	0- 0	1- 1				
0- 1	0- 0	0- 0	HOME	0- 0	0- 0	0- 1				
1- 1	0- 0	0- 1	AWAY	0- 0	0- 0	1- 0				
0- 0	0- 0	0- 0	NEUTRAL	0- 0	0- 0	0- 0				

RPI 1-25				RPI 26-50				RPI 51-100				RPI 101+				Team's RPI: 231	
RPI	S	Opponent	Score	RPI	S	Opponent	Score	RPI	S	Opponent	Score	RPI	S	Opponent	Score		
16	N	James Madison	60 84	36	A	Texas A&M	55 94	72	A	Texas Tech	54 60	169	H	UCF	50 64		
				50	A	Tulane	40 70					202	H	Prairie View	56 61		
												216	A	SMU	63 45		
												228	N	Idaho St.	67 73		
												239	H	Rice	59 58		
												249	N	UTSA	56 53		
												272	N	Nicholls St.	65 47		
												313	H	Incarnate Word	48 50		
												334	A	A&M-Corpus Christi	68 66		
												338	A	North Texas	46 42		
LAST 12 Division I GAMES:																	
216	A	SMU	63 45	36	A	Texas A&M	55 94	202	H	Prairie View	56 61						
50	A	Tulane	40 70	239	H	Rice	59 58	16	N	James Madison	60 84						
169	H	UCF	50 64	228	N	Idaho St.	67 73	334	A	A&M-Corpus Christi	68 66						
72	A	Texas Tech	54 60														
272	N	Nicholls St.	65 47														
249	N	UTSA	56 53														

Non-Div I Games:

Houston

■ Loss,
■ Non-Conf,
■ S Site,
■ H Home
■ A Away
N Neutral

Houston Baptist

Through Games Of Jan. 4, 2015

Average RPI Win:	215	WON-LOST	WINNING	LAST 10	STRENGTH OF	OPP. STRENGTH	TEAM	ADJ.	CONF.	ADJ CONF.
Average RPI Loss:	175	RECORD	PCT. RANK	GAMES	SCHEDULE	OF SCHEDULE	RPI	RPI	RPI	RPI
DIV. I ONLY	2- 6	276	2- 4	143	315	229	229	29	29	
DIV. I NON-CONF.	2- 5	260	2- 5	82	334	156	156	29	29	
TOTALS	RPI 1-25	RPI 26-50	W-L RECORDS	RPI 51-100	RPI 101-150	RPI 150+				
2- 6	0- 0	0- 0	OVERALL	0- 1	1- 0	1- 5				
0- 2	0- 0	0- 0	HOME	0- 0	0- 0	0- 2				
2- 4	0- 0	0- 0	AWAY	0- 1	1- 0	1- 3				
0- 0	0- 0	0- 0	NEUTRAL	0- 0	0- 0	0- 0				
2- 5	0- 0	0- 0	NON-CONFERENCE	0- 1	1- 0	1- 4				
0- 1	0- 0	0- 0	HOME	0- 0	0- 0	0- 1				
2- 4	0- 0	0- 0	AWAY	0- 1	1- 0	1- 3				
0- 0	0- 0	0- 0	NEUTRAL	0- 0	0- 0	0- 0				
0- 1	0- 0	0- 0	CONFERENCE	0- 0	0- 0	0- 1				
0- 1	0- 0	0- 0	HOME	0- 0	0- 0	0- 1				
0- 0	0- 0	0- 0	AWAY	0- 0	0- 0	0- 0				
0- 0	0- 0	0- 0	NEUTRAL	0- 0	0- 0	0- 0				

RPI 1-25			RPI 26-50			RPI 51-100			RPI 101+			Team's RPI: 229
RPI	S	Opponent	Score	RPI	S	Opponent	Score	RPI	S	Opponent	Score	
						72	A Texas Tech	59	60	140	A Texas St.	61 56
										164	A Tex.-Pan American	72 75
										177	A TCU	64 87
										183	H Northwestern St.	68 78
										194	A Texas-Arlington	73 83
										260	H Texas Southern	80 92
										290	A UTEP	87 77
LAST 12 Division I GAMES:												
183	H	Northwestern St.	68	78	194	A	Texas-Arlington	73	83			
72	A	Texas Tech	59	60	177	A	TCU	64	87			
260	H	Texas Southern	80	92								
290	A	UTEP	87	77								
164	A	Tex.-Pan American	72	75								
140	A	Texas St.	61	56								

Non-Div I Games: McMurry 69 49 Arlington Baptist 92 62 S'western Assemblies 85 57 Huston-Tillotson 86 36 Houston Baptist

Loss, Non-Conf, S Site, H Home A Away N Neutral

Average RPI Win: 328	WON-LOST	WINNING	LAST 10	STRENGTH OF	OPP. STRENGTH	TEAM	ADJ.	CONF.	ADJ CONF.
Average RPI Loss: 143	RECORD	PCT. RANK	GAMES	SCHEDULE	OF SCHEDULE	RPI	RPI	RPI	RPI
DIV. I ONLY	1- 13	342	0- 2	105	262	300	300	32	32
DIV. I NON-CONF.	0- 12	338	0- 2	60	225	292	292	31	31
TOTALS	RPI 1-25	RPI 26-50	W-L RECORDS	RPI 51-100	RPI 101-150	RPI 150+			
1- 13	0- 1	0- 0	OVERALL	0- 4	0- 2	1- 6			
1- 4	0- 0	0- 0	HOME	0- 0	0- 1	1- 3			
0- 7	0- 0	0- 0	AWAY	0- 0	0- 0	0- 0			
0- 2	0- 0	0- 0	NEUTRAL	0- 0	0- 0	0- 2			
0- 12	0- 1	0- 0	NON-CONFERENCE	0- 4	0- 2	0- 5			
0- 3	0- 0	0- 0	HOME	0- 0	0- 1	0- 2			
0- 7	0- 1	0- 0	AWAY	0- 4	0- 1	0- 1			
0- 2	0- 0	0- 0	NEUTRAL	0- 0	0- 0	0- 2			
1- 1	0- 0	0- 0	CONFERENCE	0- 0	0- 0	1- 1			
1- 1	0- 0	0- 0	HOME	0- 0	0- 0	1- 1			
0- 0	0- 0	0- 0	AWAY	0- 0	0- 0	0- 0			
0- 0	0- 0	0- 0	NEUTRAL	0- 0	0- 0	0- 0			

RPI 1-25				RPI 26-50				RPI 51-100				RPI 101+ Team's RPI: 300			
RPI	S	Opponent	Score	RPI	S	Opponent	Score	RPI	S	Opponent	Score	RPI	S	Opponent	Score
10	A	North Carolina	49 83					54	A	St. Mary's (CA)	55 80	106	H	Duquesne	63 89
								55	A	Iowa St.	44 90	145	A	La Salle	64 65
								91	A	Virginia	53 74	156	H	New Hampshire	68 78
								99	A	Old Dominion	54 75	174	H	Temple	48 78
												215	H	N.C. A&T	69 80
												237	N	Brown	68 80
												242	N	Wyoming	53 67
												275	A	LIU Brooklyn	74 83
												328	H	N.C. Central	70 65
LAST 12 Division I GAMES:															
174	H	Temple	48 78	237	N	Brown	68 80	145	A	La Salle	64 65	55	A	Iowa St.	44 90
275	A	LIU Brooklyn	74 83	91	A	Virginia	53 74	54	A	St. Mary's (CA)	55 80	106	H	Duquesne	63 89
328	H	N.C. Central	70 65	54	A	Old Dominion	54 75								
215	H	N.C. A&T	69 80	48	H	Temple	48 78								
99	A	Old Dominion	54 75	53	A	Wyoming	53 67								
242	N	Wyoming	53 67												

Non-Div I Games:

Howard

Average RPI Win:	261	WON-LOST	WINNING	LAST 10	STRENGTH OF	OPP. STRENGTH	TEAM	ADJ.	CONF.	ADJ CONF.
Average RPI Loss:	195	RECORD	PCT. RANK	GAMES	SCHEDULE	OF SCHEDULE	RPI	RPI	RPI	RPI
DIV. I ONLY	4- 9	253	3- 6	262	337	298	298	26	26	
DIV. I NON-CONF.	4- 7	218	3- 6	242	338	273	273	26	26	
TOTALS	RPI 1-25	RPI 26-50	W-L RECORDS	RPI 51-100	RPI 101-150	RPI 150+				
4- 9	0- 0	0- 0	OVERALL	0- 2	0- 1	4- 6				
3- 3	0- 0	0- 0	HOME	0- 0	0- 0	3- 3				
1- 6	0- 0	0- 0	AWAY	0- 2	0- 1	1- 3				
0- 0	0- 0	0- 0	NEUTRAL	0- 0	0- 0	0- 0				
4- 7	0- 0	0- 0	NON-CONFERENCE	0- 2	0- 1	4- 4				
3- 2	0- 0	0- 0	HOME	0- 0	0- 0	3- 2				
1- 5	0- 0	0- 0	AWAY	0- 2	0- 1	1- 2				
0- 0	0- 0	0- 0	NEUTRAL	0- 0	0- 0	0- 0				
0- 2	0- 0	0- 0	CONFERENCE	0- 0	0- 0	0- 2				
0- 1	0- 0	0- 0	HOME	0- 0	0- 0	0- 1				
0- 1	0- 0	0- 0	AWAY	0- 0	0- 0	0- 1				
0- 0	0- 0	0- 0	NEUTRAL	0- 0	0- 0	0- 0				

RPI 1-25				RPI 26-50				RPI 51-100				RPI 101+				Team's RPI: 298	
RPI	S	Opponent	Score	RPI	S	Opponent	Score	RPI	S	Opponent	Score	RPI	S	Opponent	Score		
								62	A	Illinois	63	70	108	A	Indiana	37	80
								71	A	West Virginia	48	82	192	H	Evansville	77	59
													212	H	Western Ill.	85	98
													220	H	Northern Ky.	65	59
													224	A	USC Upstate	73	85
													232	H	Oakland	84	92
													257	H	Detroit	74	81
													264	A	IUPUI	68	78
													302	H	Milwaukee	78	72
													327	A	Coastal Caro.	63	90
													331	A	Chicago St.	79	62
LAST 12 Division I GAMES:																	
				71	A	West Virginia	48	82		264	A	IUPUI	68	78			
				108	A	Indiana	37	80		212	H	Western Ill.	85	98			
				220	H	Northern Ky.	65	59		302	H	Milwaukee	78	72			
				331	A	Chicago St.	79	62		232	H	Oakland	84	92			
				257	H	Detroit	74	81		224	A	USC Upstate	73	85			
				327	A	Coastal Caro.	63	90		192	H	Evansville	77	59			

Non-Div I Games: Grace (IN) 90 51 Trine 99 61

IPFW

Loss, Non-Conf, S Site, H Home A Away N Neutral

Average RPI Win:	262	WON-LOST	WINNING	LAST 10	STRENGTH OF	OPP. STRENGTH	TEAM	ADJ.	CONF.	ADJ CONF.
Average RPI Loss:	133	RECORD	PCT. RANK	GAMES	SCHEDULE	OF SCHEDULE	RPI	RPI	RPI	RPI
DIV. I ONLY	4- 8	241	2- 6	177	198	264	264	26	26	
DIV. I NON-CONF.	3- 8	264	2- 7	163	184	271	271	26	26	
TOTALS	RPI 1-25	RPI 26-50	W-L RECORDS	RPI 51-100	RPI 101-150	RPI 150+				
4- 8	0- 1	0- 1	OVERALL	0- 1	0- 2	4- 3				
4- 2	0- 1	0- 1	HOME	0- 0	0- 0	4- 0				
0- 4	0- 0	0- 0	AWAY	0- 1	0- 0	0- 2				
0- 2	0- 0	0- 0	NEUTRAL	0- 0	0- 1	0- 1				
3- 8	0- 1	0- 1	NON-CONFERENCE	0- 1	0- 2	3- 3				
3- 2	0- 1	0- 1	HOME	0- 0	0- 0	3- 0				
0- 4	0- 0	0- 0	AWAY	0- 1	0- 1	0- 2				
0- 2	0- 0	0- 0	NEUTRAL	0- 0	0- 1	0- 1				
1- 0	0- 0	0- 0	CONFERENCE	0- 0	0- 0	1- 0				
1- 0	0- 0	0- 0	HOME	0- 0	0- 0	1- 0				
0- 0	0- 0	0- 0	AWAY	0- 0	0- 0	0- 0				
0- 0	0- 0	0- 0	NEUTRAL	0- 0	0- 0	0- 0				

RPI 1-25				RPI 26-50				RPI 51-100				RPI 101+ Team's RPI: 264			
RPI	S	Opponent	Score	RPI	S	Opponent	Score	RPI	S	Opponent	Score	RPI	S	Opponent	Score
6	H	Louisville	69 89	49	H	Indiana St.	60 61	88	A	Michigan St.	45 64	108	A	Indiana	55 68
												141	N	Montana St.	74 80
												190	A	Missouri St.	58 68
												192	H	Evansville	62 50
												220	A	Northern Ky.	43 57
												260	N	Texas Southern	61 71
												261	H	SIUE	87 76
												297	H	Eastern Ill.	66 44
												298	H	IPFW	78 68
LAST 12 Division I GAMES:															
108	A	Indiana	55 68	298	H	IPFW	78 68								
49	H	Indiana St.	60 61	220	A	Northern Ky.	43 57								
141	N	Montana St.	74 80	192	H	Evansville	62 50								
260	N	Texas Southern	61 71	190	A	Missouri St.	58 68								
261	H	SIUE	87 76	297	H	Eastern Ill.	66 44								
88	A	Michigan St.	45 64	6	H	Louisville	69 89								

Non-Div I Games: Ind.-Southeast 95 45 Ind.-Kokomo 102 44

IUPUI

Loss, Non-Conf, S Site, H Home A Away N Neutral

Idaho

Through Games Of Jan. 4, 2015

Average RPI Win:	289	WON-LOST	WINNING	LAST 10	STRENGTH OF	OPP. STRENGTH	TEAM	ADJ.	CONF.	ADJ CONF.
Average RPI Loss:	85	RECORD	PCT. RANK	GAMES	SCHEDULE	OF SCHEDULE	RPI	RPI	RPI	RPI
DIV. I ONLY	5- 6	192	1- 1	147	236	123	123	21	21	
DIV. I NON-CONF.	4- 5	187	1- 1	89	247	96	96	20	20	
TOTALS	RPI 1-25	RPI 26-50	W-L RECORDS	RPI 51-100	RPI 101-150	RPI 150+				
5- 6	0- 1	0- 1	OVERALL	0- 3	0- 0	5- 1				
0- 1	0- 0	0- 0	HOME	0- 1	0- 0	0- 0				
4- 5	0- 1	0- 1	AWAY	0- 2	0- 0	4- 1				
1- 0	0- 0	0- 0	NEUTRAL	0- 0	0- 0	1- 0				
4- 5	0- 1	0- 1	NON-CONFERENCE	0- 3	0- 0	4- 0				
0- 1	0- 0	0- 0	HOME	0- 1	0- 0	0- 0				
3- 4	0- 1	0- 1	AWAY	0- 2	0- 0	3- 0				
1- 0	0- 0	0- 0	NEUTRAL	0- 0	0- 0	1- 0				
1- 1	0- 0	0- 0	CONFERENCE	0- 0	0- 0	1- 1				
0- 0	0- 0	0- 0	HOME	0- 0	0- 0	0- 0				
1- 1	0- 0	0- 0	AWAY	0- 0	0- 0	1- 1				
0- 0	0- 0	0- 0	NEUTRAL	0- 0	0- 0	0- 0				

RPI	S	Opponent	Score	RPI	S	Opponent	Score	RPI	S	Opponent	Score	RPI	S	Opponent	Score	Team's RPI: 123
12	A	Baylor	70 88	29	A	Oregon St.	53 75	73	A	Toledo	67 80	228	A	Idaho St.	50 71	
								81	H	San Diego	52 58	242	A	Wyoming	77 66	
								84	A	CSUN	50 67	270	N	Southeast Mo. St.	78 62	
												284	A	Weber St.	67 60	
												303	A	Seattle	65 50	
												344	A	UC Santa Barbara	47 44	
LAST 12 Division I GAMES:																
270	N	Southeast Mo. St.	78 62	242	A	Wyoming	77 66									
73	A	Toledo	67 80	81	H	San Diego	52 58									
12	A	Baylor	70 88	284	A	Weber St.	67 60									
29	A	Oregon St.	53 75	228	A	Idaho St.	50 71									
303	A	Seattle	65 50	84	A	CSUN	50 67									
344	A	UC Santa Barbara	47 44													

Non-Div I Games: Multnomah 104 19 Lewis-Clark St. 74 48

Idaho

■ Loss,
 ■ Non-Conf,
 ■ S Site,
 ■ Home
 ■ A Away
 N Neutral

Average RPI Win:	245	WON-LOST	WINNING	LAST 10	STRENGTH OF	OPP. STRENGTH	TEAM	ADJ.	CONF.	ADJ CONF.
Average RPI Loss:	116	RECORD	PCT. RANK	GAMES	SCHEDULE	OF SCHEDULE	RPI	RPI	RPI	RPI
DIV. I ONLY	4- 7	227	3- 5	167	196	228	228	21	21	
DIV. I NON-CONF.	3- 6	233	2- 6	186	188	241	241	20	20	
TOTALS	RPI 1-25	RPI 26-50	W-L RECORDS	RPI 51-100	RPI 101-150	RPI 150+				
4- 7	0- 0	0- 2	OVERALL	0- 1	1- 2	3- 2				
2- 3	0- 0	0- 0	HOME	0- 1	1- 2	1- 0				
1- 3	0- 0	0- 2	AWAY	0- 0	0- 0	1- 1				
1- 1	0- 0	0- 0	NEUTRAL	0- 0	0- 0	1- 1				
3- 6	0- 0	0- 2	NON-CONFERENCE	0- 1	0- 1	3- 2				
1- 2	0- 0	0- 0	HOME	0- 1	0- 1	1- 0				
1- 3	0- 0	0- 2	AWAY	0- 0	0- 0	1- 1				
1- 1	0- 0	0- 0	NEUTRAL	0- 0	0- 0	1- 1				
1- 1	0- 0	0- 0	CONFERENCE	0- 0	1- 1	0- 0				
1- 1	0- 0	0- 0	HOME	0- 0	1- 1	0- 0				
0- 0	0- 0	0- 0	AWAY	0- 0	0- 0	0- 0				
0- 0	0- 0	0- 0	NEUTRAL	0- 0	0- 0	0- 0				

RPI 1-25				RPI 26-50				RPI 51-100				RPI 101+				Team's RPI: 228	
RPI	S	Opponent	Score	RPI	S	Opponent	Score	RPI	S	Opponent	Score	RPI	S	Opponent	Score		
				47	A	Gonzaga	63 88	95	H	Boise St.	62 86	111	H	Eastern Wash.	75 88		
				48	A	Washington St.	34 84					123	H	Idaho	71 50		
												134	H	Drake	66 80		
												175	N	San Diego St.	53 68		
												203	A	Utah	40 59		
												231	N	Houston	73 67		
												303	A	Seattle	63 55		
												324	H	Utah Valley	68 67		
LAST 12 Division I GAMES:																	
				134	H	Drake	66 80	111	H	Eastern Wash.	75 88						
				95	H	Boise St.	62 86	123	H	Idaho	71 50						
				175	N	San Diego St.	53 68	303	A	Seattle	63 55						
				47	A	Gonzaga	63 88	324	H	Utah Valley	68 67						
				48	A	Washington St.	34 84	203	A	Utah	40 59						
				231	N	Houston	73 67										

Non-Div I Games: Col. of Idaho 81 48 Northwest Nazarene 88 69

Idaho St.

Ill.-Chicago

Through Games Of Jan. 4, 2015

Average RPI Win:	283	WON-LOST	WINNING	LAST 10	STRENGTH OF	OPP. STRENGTH	TEAM	ADJ.	CONF.	ADJ CONF.
Average RPI Loss:	57	RECORD	PCT. RANK	GAMES	SCHEDULE	OF SCHEDULE	RPI	RPI	RPI	RPI
DIV. I ONLY	8- 3	62	5- 3	250	297	132	132	13	13	
DIV. I NON-CONF.	8- 3	71	7- 3	243	295	135	135	13	13	
TOTALS	RPI 1-25	RPI 26-50	W-L RECORDS	RPI 51-100	RPI 101-150	RPI 150+				
8- 3	0- 0	0- 2	OVERALL	0- 1	0- 0	8- 0				
6- 0	0- 0	0- 0	HOME	0- 0	0- 0	6- 0				
2- 1	0- 0	0- 1	AWAY	0- 0	0- 0	2- 0				
0- 2	0- 0	0- 1	NEUTRAL	0- 1	0- 0	0- 0				
8- 3	0- 0	0- 2	NON-CONFERENCE	0- 1	0- 0	8- 0				
6- 0	0- 0	0- 0	HOME	0- 0	0- 0	6- 0				
2- 1	0- 0	0- 1	AWAY	0- 0	0- 0	2- 0				
0- 2	0- 0	0- 1	NEUTRAL	0- 1	0- 0	0- 0				
0- 0	0- 0	0- 0	CONFERENCE	0- 0	0- 0	0- 0				
0- 0	0- 0	0- 0	HOME	0- 0	0- 0	0- 0				
0- 0	0- 0	0- 0	AWAY	0- 0	0- 0	0- 0				
0- 0	0- 0	0- 0	NEUTRAL	0- 0	0- 0	0- 0				

RPI 1-25				RPI 26-50				RPI 51-100				RPI 101+				Team's RPI: 132	
RPI	S	Opponent	Score	RPI	S	Opponent	Score	RPI	S	Opponent	Score	RPI	S	Opponent	Score		
				32	N	Mississippi St.	36 73	99	N	Old Dominion	55 61	212	H	Western Ill.	67 54		
				39	A	Northwestern	40 61					261	H	SIUE	63 52		
												262	H	Loyola Chicago	63 28		
												276	A	Miami (OH)	72 69		
												286	H	Northern Ill.	61 47		
												297	A	Eastern Ill.	78 66		
												331	H	Chicago St.	70 44		
												339	H	Bradley	71 43		
LAST 12 Division I GAMES:																	
				261	H	SIUE	63 52	262	H	Loyola Chicago	63 28						
				39	A	Northwestern	40 61	99	N	Old Dominion	55 61						
				276	A	Miami (OH)	72 69	32	N	Mississippi St.	36 73						
				286	H	Northern Ill.	61 47	331	H	Chicago St.	70 44						
				339	H	Bradley	71 43	297	A	Eastern Ill.	78 66						
								212	H	Western Ill.	67 54						

Non-Div I Games: Robert Morris-S'fiel04 26 Ill.-Springfield 61 44

Ill.-Chicago

Loss, Non-Conf, S Site, H Home A Away N Neutral

THROUGH JANUARY 17, 1918				THROUGH JANUARY 17, 1918						
Average RPI Win:	0	WON-LOST	WINNING	LAST 10	STRENGTH OF	OPP. STRENGTH	TEAM	ADJ.	CONF.	ADJ CONF.
Average RPI Loss:	159	RECORD	PCT. RANK	GAMES	SCHEDULE	OF SCHEDULE	RPI	RPI	RPI	RPI
DIV. I ONLY	0- 12	344	0- 10	102	289	317	317	15	15	
DIV. I NON-CONF.	0- 11	338	0- 11	115	288	321	321	14	14	

TOTALS	RPI 1-25		RPI 26-50		W-L RECORDS		RPI 51-100		RPI 101-150	RPI 150+
0- 12	0- 1		0- 0		OVERALL		0- 0		0- 5	0- 6
0- 7	0- 1		0- 0		HOME		0- 0		0- 2	0- 4
0- 4	0- 0		0- 0		AWAY		0- 0		0- 3	0- 1
0- 1	0- 0		0- 0		NEUTRAL		0- 0		0- 0	0- 1
0- 11	0- 1		0- 0		NON-CONFERENCE		0- 0		0- 4	0- 6
0- 6	0- 1		0- 0		HOME		0- 0		0- 1	0- 4
0- 4	0- 0		0- 0		AWAY		0- 0		0- 3	0- 1
0- 1	0- 0		0- 0		NEUTRAL		0- 0		0- 0	0- 1
0- 1	0- 0		0- 0		CONFERENCE		0- 0		0- 1	0- 0
0- 1	0- 0		0- 0		HOME		0- 0		0- 1	0- 0
0- 0	0- 0		0- 0		AWAY		0- 0		0- 0	0- 0
0- 0	0- 0		0- 0		NEUTRAL		0- 0		0- 0	0- 0

RPI 1-25					
RPI	S	Opponent	Score		
4	H	Arizona St.	44	89	

RPI 26-50			
RPI	S	Opponent	Score

RPI 51-100			
RPI	S	Opponent	Score

RPI 101+			
RPI	S	Opponent	Score
101	A	Miami (FL)	44 95
120	H	DePaul	62 99
122	A	Wisconsin	60 71
125	H	Southern Ill.	56 65
126	A	Colorado St.	49 70
152	N	Buffalo	60 68
162	H	Butler	60 72
199	H	UT Martin	46 79
220	H	Northern Ky.	48 59
286	A	Northern Ill.	51 55
294	H	Bowling Green	54 58

Team's RPI: 317					
-----------------	--	--	--	--	--

LAST 12 Division I GAMES:					
125	H	Southern Ill.	56	65	120 H DePaul 62 99
101	A	Miami (FL)	44	95	162 H Butler 60 72
126	A	Colorado St.	49	70	294 H Bowling Green 54 58
220	H	Northern Ky.	48	59	4 H Arizona St. 44 89
122	A	Wisconsin	60	71	199 H UT Martin 46 79
286	A	Northern Ill.	51	55	152 N Buffalo 60 68

Non-Div I Games:

Illinois St.

Loss, Non-Conf, S Site, H Home A Away N Neutral

Average RPI Win:	231	WON-LOST	WINNING	LAST 10	STRENGTH OF	OPP. STRENGTH	TEAM	ADJ.	CONF.	ADJ CONF.
Average RPI Loss:	193	RECORD	PCT. RANK	GAMES	SCHEDULE	OF SCHEDULE	RPI	RPI	RPI	RPI
DIV. I ONLY	1- 7	327	0- 7	268	244	313	313	29	29	
DIV. I NON-CONF.	1- 6	316	1- 6	183	230	278	278	29	29	
TOTALS	RPI 1-25	RPI 26-50	W-L RECORDS	RPI 51-100	RPI 101-150	RPI 150+				
1- 7	0- 0	0- 0	OVERALL	0- 1	0- 2	1- 4				
0- 1	0- 0	0- 0	HOME	0- 0	0- 0	0- 1				
1- 5	0- 0	0- 0	AWAY	0- 0	0- 0	1- 0				
0- 1	0- 0	0- 0	NEUTRAL	0- 0	0- 1	0- 0				
1- 6	0- 0	0- 0	NON-CONFERENCE	0- 1	0- 2	1- 3				
0- 1	0- 0	0- 0	HOME	0- 0	0- 0	0- 1				
1- 4	0- 0	0- 0	AWAY	0- 1	0- 1	1- 2				
0- 1	0- 0	0- 0	NEUTRAL	0- 0	0- 1	0- 0				
0- 1	0- 0	0- 0	CONFERENCE	0- 0	0- 0	0- 1				
0- 0	0- 0	0- 0	HOME	0- 0	0- 0	0- 0				
0- 1	0- 0	0- 0	AWAY	0- 0	0- 0	0- 1				
0- 0	0- 0	0- 0	NEUTRAL	0- 0	0- 0	0- 0				

RPI S	Opponent	Score	RPI S	Opponent	Score	RPI S	Opponent	Score	RPI S	Opponent	Score
						76 A	Kansas	46 68	108 A	Indiana	49 85
									130 N	Fordham	42 74
									164 A	Tex.-Pan American	61 65
									231 A	Houston	50 48
									249 A	UTSA	31 57
									311 H	Grand Canyon	67 72
									315 A	Sam Houston St.	55 59
LAST 12 Division I GAMES:											
315 A	Sam Houston St.	55 59	311 H	Grand Canyon	67 72						
231 A	Houston	50 48	164 A	Tex.-Pan American	61 65						
			76 A	Kansas	46 68						
			249 A	UTSA	31 57						
			130 N	Fordham	42 74						
			108 A	Indiana	49 85						

Non-Div I Games: Texas Wesleyan 66 74 St. Thomas (TX) 64 49 Our Lady Of The Lak92 104 Texas Lutheran 62 41

Incarnate Word

Loss, Non-Conf, S Site, H Home A Away N Neutral

Indiana

Through Games Of Jan. 4, 2015

Average RPI Win:	227	WON-LOST	WINNING	LAST 10	STRENGTH OF	OPP. STRENGTH	TEAM	ADJ.	CONF.	ADJ CONF.
Average RPI Loss:	47	RECORD	PCT. RANK	GAMES	SCHEDULE	OF SCHEDULE	RPI	RPI	RPI	RPI
DIV. I ONLY	11- 3	42	7- 3	254	137	108	108	1	1	
DIV. I NON-CONF.	10- 1	16	8- 1	316	240	113	113	1	1	
TOTALS	RPI 1-25	RPI 26-50	W-L RECORDS	RPI 51-100	RPI 101-150	RPI 150+				
11- 3	0- 0	0- 2	OVERALL	1- 1	2- 0	8- 0				
8- 2	0- 0	0- 1	HOME	1- 1	1- 0	6- 0				
3- 1	0- 0	0- 1	AWAY	0- 0	1- 0	2- 0				
0- 0	0- 0	0- 0	NEUTRAL	0- 0	0- 0	0- 0				
10- 1	0- 0	0- 1	NON-CONFERENCE	0- 0	2- 0	8- 0				
7- 1	0- 0	0- 1	HOME	0- 0	1- 0	6- 0				
3- 0	0- 0	0- 0	AWAY	0- 0	1- 0	2- 0				
0- 0	0- 0	0- 0	NEUTRAL	0- 0	0- 0	0- 0				
1- 2	0- 0	0- 1	CONFERENCE	1- 1	0- 0	0- 0				
1- 1	0- 0	0- 0	HOME	1- 1	0- 0	0- 0				
0- 1	0- 0	0- 1	AWAY	0- 0	0- 0	0- 0				
0- 0	0- 0	0- 0	NEUTRAL	0- 0	0- 0	0- 0				

RPI 1-25			RPI 26-50			RPI 51-100			RPI 101+			Team's RPI: 108
RPI	S	Opponent	Score	RPI	S	Opponent	Score	RPI	S	Opponent	Score	
38	A	Purdue	64 86	53	H	Rutgers	51 66	103	A	Boston College	76 67	
49	H	Indiana St.	61 65	88	H	Michigan St.	70 51	136	H	East Tenn. St.	97 69	
								198	H	Morehead St.	98 57	
								232	A	Oakland	88 61	
								234	H	Valparaiso	81 49	
								264	H	IUPUI	68 55	
								298	H	IPFW	80 37	
								302	A	Milwaukee	82 56	
								313	H	Incarnate Word	85 49	
								333	H	Gardner-Webb	115 54	
LAST 12 Division I GAMES:												
38	A	Purdue	64 86	298	H	IPFW	80 37					
88	H	Michigan St.	70 51	264	H	IUPUI	68 55					
53	H	Rutgers	51 66	103	A	Boston College	76 67					
232	A	Oakland	88 61	49	H	Indiana St.	61 65					
302	A	Milwaukee	82 56	136	H	East Tenn. St.	97 69					
198	H	Morehead St.	98 57	313	H	Incarnate Word	85 49					

Non-Div I Games:

Indiana

■ Loss,
 ■ Non-Conf, S Site,
 ■ Home
 ■ Away
 N Neutral

Average RPI Win:	179	WON-LOST	WINNING	LAST 10	STRENGTH OF	OPP. STRENGTH	TEAM	ADJ.	CONF.	ADJ CONF.
Average RPI Loss:	89	RECORD	PCT. RANK	GAMES	SCHEDULE	OF SCHEDULE	RPI	RPI	RPI	RPI
DIV. I ONLY	9- 3	54	7- 2	120	73	49	49	15	15	
DIV. I NON-CONF.	9- 1	21	8- 1	122	105	34	34	14	14	
TOTALS	RPI 1-25	RPI 26-50	W-L RECORDS	RPI 51-100	RPI 101-150	RPI 150+				
9- 3	0- 0	1- 2	OVERALL	0- 0	2- 0	6- 1				
2- 1	0- 0	0- 1	HOME	0- 0	1- 0	1- 0				
6- 2	0- 0	1- 1	AWAY	0- 0	1- 0	4- 1				
1- 0	0- 0	0- 0	NEUTRAL	0- 0	0- 0	1- 0				
9- 1	0- 0	1- 1	NON-CONFERENCE	0- 0	2- 0	6- 0				
2- 1	0- 0	0- 1	HOME	0- 0	1- 0	1- 0				
6- 0	0- 0	1- 0	AWAY	0- 0	1- 0	4- 0				
1- 0	0- 0	0- 0	NEUTRAL	0- 0	0- 0	1- 0				
0- 2	0- 0	0- 1	CONFERENCE	0- 0	0- 0	0- 1				
0- 0	0- 0	0- 0	HOME	0- 0	0- 0	0- 0				
0- 2	0- 0	0- 1	AWAY	0- 0	0- 0	0- 1				
0- 0	0- 0	0- 0	NEUTRAL	0- 0	0- 0	0- 0				

RPI S	Opponent	Score	RPI S	Opponent	Score	RPI S	Opponent	Score	RPI S	Opponent	Score
31	A St. John's (NY)	73 67	35	A Wichita St.	52 63	108	A Indiana	65 61	136	H East Tenn. St.	76 69
42	H Stetson	52 62				162	A Butler	66 51	180	A Saint Louis	68 58
						180	H Saint Louis	63 60	190	A Missouri St.	66 74
						216	N SMU	64 55	264	A IUPUI	61 60
						335	A South Ala.	74 53			
LAST 12 Division I GAMES:											
190	A Missouri St.	66 74	264	A IUPUI	61 60						
35	A Wichita St.	52 63	108	A Indiana	65 61						
31	A St. John's (NY)	73 67	335	A South Ala.	74 53						
216	N SMU	64 55	136	H East Tenn. St.	76 69						
180	A Saint Louis	68 58	42	H Stetson	52 62						
180	H Saint Louis	63 60	162	A Butler	66 51						

Non-Div I Games: Indianapolis 62 43

Indiana St.

Average RPI Win:	222	WON-LOST	WINNING	LAST 10	STRENGTH OF	OPP. STRENGTH	TEAM	ADJ.	CONF.	ADJ CONF.
Average RPI Loss:	142	RECORD	PCT. RANK	GAMES	SCHEDULE	OF SCHEDULE	RPI	RPI	RPI	RPI
DIV. I ONLY	6- 7	183	5- 5	144	295	176	176	24	24	
DIV. I NON-CONF.	3- 6	233	2- 6	54	262	169	169	22	22	
TOTALS	RPI 1-25	RPI 26-50	W-L RECORDS	RPI 51-100	RPI 101-150	RPI 150+				
6- 7	0- 0	0- 0	OVERALL	0- 3	1- 1	5- 3				
4- 2	0- 0	0- 0	HOME	0- 1	0- 0	4- 1				
2- 5	0- 0	0- 0	AWAY	0- 2	1- 1	1- 2				
0- 0	0- 0	0- 0	NEUTRAL	0- 0	0- 0	0- 0				
3- 6	0- 0	0- 0	NON-CONFERENCE	0- 3	1- 1	2- 2				
2- 2	0- 0	0- 0	HOME	0- 1	0- 0	2- 1				
1- 4	0- 0	0- 0	AWAY	0- 2	1- 1	0- 1				
0- 0	0- 0	0- 0	NEUTRAL	0- 0	0- 0	0- 0				
3- 1	0- 0	0- 0	CONFERENCE	0- 0	0- 0	3- 1				
2- 0	0- 0	0- 0	HOME	0- 0	0- 0	2- 0				
1- 1	0- 0	0- 0	AWAY	0- 0	0- 0	1- 1				
0- 0	0- 0	0- 0	NEUTRAL	0- 0	0- 0	0- 0				

RPI 1-25			RPI 26-50			RPI 51-100			RPI 101+			Team's RPI: 176
RPI	S	Opponent	Score	RPI	S	Opponent	Score	RPI	S	Opponent	Score	
						53 H Rutgers	58 66	130 A Fordham			72 51	
						66 A Pacific	49 64	136 A East Tenn. St.			64 76	
						76 A Kansas	49 90	163 H Sacred Heart			80 82	
								169 H UCF			75 67	
								209 A Monmouth			74 75	
								209 H Monmouth			71 58	
								245 H Canisius			85 75	
								247 H Stony Brook			73 62	
								294 A Bowling Green			59 80	
								329 A Rider			71 51	
LAST 12 Division I GAMES:												
245	H	Canisius	85 75	209	A	Monmouth	74 75					
209	H	Monmouth	71 58	329	A	Rider	71 51					
136	A	East Tenn. St.	64 76	247	H	Stony Brook	73 62					
53	H	Rutgers	58 66	76	A	Kansas	49 90					
169	H	UCF	75 67	66	A	Pacific	49 64					
163	H	Sacred Heart	80 82	294	A	Bowling Green	59 80					

Non-Div I Games:

Iona

 Loss,
 Non-Conf,
 S Site,
 H Home
 A Away
N Neutral

Average RPI Win:	117	WON-LOST	WINNING	LAST 10	STRENGTH OF	OPP. STRENGTH	TEAM	ADJ.	CONF.	ADJ CONF.
Average RPI Loss:	35	RECORD	PCT. RANK	GAMES	SCHEDULE	OF SCHEDULE	RPI	RPI	RPI	RPI
DIV. I ONLY	11- 2	23	8- 2	23	17	9	9	1	1	
DIV. I NON-CONF.	9- 2	36	8- 2	18	15	7	7	1	1	
TOTALS	RPI 1-25	RPI 26-50	W-L RECORDS	RPI 51-100	RPI 101-150	RPI 150+				
11- 2	1- 1	1- 0	OVERALL	3- 1	3- 0	3- 0				
8- 0	1- 0	0- 0	HOME	2- 0	2- 0	3- 0				
2- 1	0- 1	0- 0	AWAY	1- 0	1- 0	0- 0				
1- 1	0- 0	1- 0	NEUTRAL	0- 1	0- 0	0- 0				
9- 2	1- 1	1- 0	NON-CONFERENCE	2- 1	3- 0	2- 0				
7- 0	1- 0	0- 0	HOME	2- 0	2- 0	2- 0				
1- 1	0- 1	0- 0	AWAY	0- 0	1- 0	0- 0				
1- 1	0- 0	1- 0	NEUTRAL	0- 1	0- 0	0- 0				
2- 0	0- 0	0- 0	CONFERENCE	1- 0	0- 0	1- 0				
1- 0	0- 0	0- 0	HOME	0- 0	0- 0	1- 0				
1- 0	0- 0	0- 0	AWAY	1- 0	0- 0	0- 0				
0- 0	0- 0	0- 0	NEUTRAL	0- 0	0- 0	0- 0				

RPI	S	Opponent	Score	RPI	S	Opponent	Score	RPI	S	Opponent	Score	RPI	S	Opponent	Score
6	A	Louisville	52 86	47	N	Gonzaga	79 67	53	A	Rutgers	79 72	118	H	UNI	73 45
8	H	Dayton	90 83					55	H	Iowa St.	76 67	134	A	Drake	100 98
								63	N	Arkansas	67 77	135	H	Pepperdine	97 68
								67	H	Colorado	78 63	211	H	Robert Morris	85 67
												224	H	USC Upstate	107 56
												235	H	Penn St.	77 52
LAST 12 Division I GAMES:															
53	A	Rutgers	79 72	6	A	Louisville	52 86								
235	H	Penn St.	77 52	47	N	Gonzaga	79 67								
134	A	Drake	100 98	63	N	Arkansas	67 77								
55	H	Iowa St.	76 67	118	H	UNI	73 45								
67	H	Colorado	78 63	8	H	Dayton	90 83								
211	H	Robert Morris	85 67	135	H	Pepperdine	97 68								

Non-Div I Games:

Iowa

Average RPI Win:	204	WON-LOST	WINNING	LAST 10	STRENGTH OF	OPP. STRENGTH	TEAM	ADJ.	CONF.	ADJ CONF.
Average RPI Loss:	32	RECORD	PCT. RANK	GAMES	SCHEDULE	OF SCHEDULE	RPI	RPI	RPI	RPI
DIV. I ONLY	10- 2	30	8- 2	188	107	55	55	3	3	
DIV. I NON-CONF.	9- 2	36	9- 2	253	100	76	76	4	4	
TOTALS	RPI 1-25	RPI 26-50	W-L RECORDS	RPI 51-100	RPI 101-150	RPI 150+				
10- 2	0- 1	0- 0	OVERALL	1- 1	2- 0	7- 0				
9- 0	0- 0	0- 0	HOME	1- 0	2- 0	6- 0				
0- 2	0- 1	0- 0	AWAY	0- 1	0- 0	0- 0				
1- 0	0- 0	0- 0	NEUTRAL	0- 0	0- 0	1- 0				
9- 2	0- 1	0- 0	NON-CONFERENCE	0- 1	2- 0	7- 0				
8- 0	0- 0	0- 0	HOME	0- 0	2- 0	6- 0				
0- 2	0- 1	0- 0	AWAY	0- 1	0- 0	0- 0				
1- 0	0- 0	0- 0	NEUTRAL	0- 0	0- 0	1- 0				
1- 0	0- 0	0- 0	CONFERENCE	1- 0	0- 0	0- 0				
1- 0	0- 0	0- 0	HOME	1- 0	0- 0	0- 0				
0- 0	0- 0	0- 0	AWAY	0- 0	0- 0	0- 0				
0- 0	0- 0	0- 0	NEUTRAL	0- 0	0- 0	0- 0				

RPI 1-25				RPI 26-50				RPI 51-100 Team's RPI: 55				RPI 101+			
RPI	S	Opponent	Score	RPI	S	Opponent	Score	RPI	S	Opponent	Score	RPI	S	Opponent	Score
9	A	Iowa	67 76					54	A	St. Mary's (CA)	63 67	105	H	UC Riverside	71 54
								58	H	Kansas St.	60 55	134	H	Drake	84 67
												173	H	Fairfield	76 63
												224	H	USC Upstate	98 76
												242	N	Wyoming	84 63
												247	H	Stony Brook	74 64
												253	H	Ark.-Pine Bluff	82 56
												300	H	Howard	90 44
												305	H	Cincinnati	85 54
LAST 12 Division I GAMES:															
58	H	Kansas St.	60 55	9	A	Iowa	67 76	247	H	Stony Brook	74 64				
105	H	UC Riverside	71 54	54	A	St. Mary's (CA)	63 67	242	N	Wyoming	84 63				
300	H	Howard	90 44	305	H	Cincinnati	85 54	134	H	Drake	84 67				
173	H	Fairfield	76 63												
253	H	Ark.-Pine Bluff	82 56												
224	H	USC Upstate	98 76												

Non-Div I Games:

Iowa St.

Average RPI Win:	288	WON-LOST	WINNING	LAST 10	STRENGTH OF	OPP. STRENGTH	TEAM	ADJ.	CONF.	ADJ CONF.
Average RPI Loss:	166	RECORD	PCT. RANK	GAMES	SCHEDULE	OF SCHEDULE	RPI	RPI	RPI	RPI
DIV. I ONLY	4- 8	241	4- 6	323	227	274	274	33	33	
DIV. I NON-CONF.	3- 8	264	3- 8	305	231	291	291	30	30	
TOTALS	RPI 1-25	RPI 26-50	W-L RECORDS	RPI 51-100	RPI 101-150	RPI 150+				
4- 8	0- 0	0- 0	OVERALL	0- 1	0- 2	4- 5				
1- 0	0- 0	0- 0	HOME	0- 0	0- 0	1- 0				
2- 6	0- 0	0- 0	AWAY	0- 0	0- 0	2- 1				
1- 2	0- 0	0- 0	NEUTRAL	0- 0	0- 1	1- 1				
3- 8	0- 0	0- 0	NON-CONFERENCE	0- 1	0- 2	3- 5				
1- 0	0- 0	0- 0	HOME	0- 0	0- 0	1- 0				
1- 6	0- 0	0- 0	AWAY	0- 1	0- 1	1- 4				
1- 2	0- 0	0- 0	NEUTRAL	0- 0	0- 1	1- 1				
1- 0	0- 0	0- 0	CONFERENCE	0- 0	0- 0	1- 0				
0- 0	0- 0	0- 0	HOME	0- 0	0- 0	0- 0				
1- 0	0- 0	0- 0	AWAY	0- 0	0- 0	1- 0				
0- 0	0- 0	0- 0	NEUTRAL	0- 0	0- 0	0- 0				

RPI 1-25			RPI 26-50			RPI 51-100			RPI 101+			Team's RPI: 274
RPI	S	Opponent	Score	RPI	S	Opponent	Score	RPI	S	Opponent	Score	
						78 A Arkansas St.	60 92			106 N Duquesne	72 90	
										119 A Jacksonville St.	57 64	
										159 A LSU	44 52	
										178 A La.-Lafayette	56 65	
										182 A Mercer	48 80	
										183 H Northwestern St.	62 61	
										214 N Central Ark.	45 56	
										295 A Lipscomb	45 72	
										307 N Murray St.	90 81	
										330 A Alabama A&M	75 71	
										331 A Chicago St.	70 60	
LAST 12 Division I GAMES:												
330	A	Alabama A&M	75 71	307	N	Murray St.	90 81					
178	A	La.-Lafayette	56 65	106	N	Duquesne	72 90					
183	H	Northwestern St.	62 61	331	A	Chicago St.	70 60					
295	A	Lipscomb	45 72	214	N	Central Ark.	45 56					
119	A	Jacksonville St.	57 64	182	A	Mercer	48 80					
78	A	Arkansas St.	60 92	159	A	LSU	44 52					

Non-Div I Games:

Jackson St.

Average RPI Win:	260	WON-LOST	WINNING	LAST 10	STRENGTH OF	OPP. STRENGTH	TEAM	ADJ.	CONF.	ADJ CONF.
Average RPI Loss:	170	RECORD	PCT. RANK	GAMES	SCHEDULE	OF SCHEDULE	RPI	RPI	RPI	RPI
DIV. I ONLY	3- 8	268	2- 6	294	118	281	281	12	12	
DIV. I NON-CONF.	3- 8	264	3- 7	295	116	285	285	12	12	
TOTALS	RPI 1-25	RPI 26-50	W-L RECORDS	RPI 51-100	RPI 101-150	RPI 150+				
3- 8	0- 0	0- 1	OVERALL	0- 1	0- 1	3- 5				
2- 1	0- 0	0- 0	HOME	0- 1	0- 0	2- 0				
1- 7	0- 0	0- 1	AWAY	0- 0	0- 1	1- 5				
0- 0	0- 0	0- 0	NEUTRAL	0- 0	0- 0	0- 0				
3- 8	0- 0	0- 1	NON-CONFERENCE	0- 1	0- 1	3- 5				
2- 1	0- 0	0- 0	HOME	0- 1	0- 0	2- 0				
1- 7	0- 0	0- 1	AWAY	0- 0	0- 1	1- 5				
0- 0	0- 0	0- 0	NEUTRAL	0- 0	0- 0	0- 0				
0- 0	0- 0	0- 0	CONFERENCE	0- 0	0- 0	0- 0				
0- 0	0- 0	0- 0	HOME	0- 0	0- 0	0- 0				
0- 0	0- 0	0- 0	AWAY	0- 0	0- 0	0- 0				
0- 0	0- 0	0- 0	NEUTRAL	0- 0	0- 0	0- 0				

RPI 1-25				RPI 26-50				RPI 51-100				RPI 101+				Team's RPI: 281	
RPI	S	Opponent	Score	RPI	S	Opponent	Score	RPI	S	Opponent	Score	RPI	S	Opponent	Score		
				30	A	Florida St.	46 73	64	H	Syracuse	61 77	101	A	Miami (FL)	36 65		
												169	A	UCF	59 71		
												181	A	Florida	73 84		
												218	A	Savannah St.	45 41		
												226	A	Tennessee St.	61 64		
												252	H	Bethune-Cookman	64 51		
												279	A	Ga. Southern	65 78		
												307	A	Murray St.	62 80		
												310	H	FIU	76 64		
LAST 12 Division I GAMES:																	
				218	A	Savannah St.	45 41	101	A	Miami (FL)	36 65						
				30	A	Florida St.	46 73	169	A	UCF	59 71						
				307	A	Murray St.	62 80	64	H	Syracuse	61 77						
				226	A	Tennessee St.	61 64	252	H	Bethune-Cookman	64 51						
				310	H	FIU	76 64	279	A	Ga. Southern	65 78						
								181	A	Florida	73 84						

Non-Div I Games:	Trinity Baptist	98	24	Thomas (GA)	65	38
------------------	-----------------	----	----	-------------	----	----

Jacksonville

Loss, Non-Conf, S Site, H Home A Away N Neutral

Average RPI Win:	245	WON-LOST	WINNING	LAST 10	STRENGTH OF	OPP. STRENGTH	TEAM	ADJ.	CONF.	ADJ CONF.
Average RPI Loss:	185	RECORD	PCT. RANK	GAMES	SCHEDULE	OF SCHEDULE	RPI	RPI	RPI	RPI
DIV. I ONLY	10- 4	66	7- 3	286	324	119	119	27	27	
DIV. I NON-CONF.	9- 3	61	8- 2	262	315	106	106	27	27	
TOTALS	RPI 1-25	RPI 26-50	W-L RECORDS	RPI 51-100	RPI 101-150	RPI 150+				
10- 4	0- 0	0- 0	OVERALL	0- 2	2- 0	8- 2				
5- 0	0- 0	0- 0	HOME	0- 0	0- 0	5- 0				
3- 4	0- 0	0- 0	AWAY	0- 2	1- 0	2- 2				
2- 0	0- 0	0- 0	NEUTRAL	0- 0	1- 0	1- 0				
9- 3	0- 0	0- 0	NON-CONFERENCE	0- 2	2- 0	7- 1				
5- 0	0- 0	0- 0	HOME	0- 0	0- 0	5- 0				
2- 3	0- 0	0- 0	AWAY	0- 2	1- 0	1- 1				
2- 0	0- 0	0- 0	NEUTRAL	0- 0	1- 0	1- 0				
1- 1	0- 0	0- 0	CONFERENCE	0- 0	0- 0	1- 1				
0- 0	0- 0	0- 0	HOME	0- 0	0- 0	0- 0				
1- 1	0- 0	0- 0	AWAY	0- 0	0- 0	1- 1				
0- 0	0- 0	0- 0	NEUTRAL	0- 0	0- 0	0- 0				

RPI 1-25			RPI 26-50			RPI 51-100			RPI 101+			Team's RPI: 119
RPI	S	Opponent	Score	RPI	S	Opponent	Score	RPI	S	Opponent	Score	
						72 A Texas Tech	59 67	136 N		East Tenn. St.	57 56	
						92 A Kennesaw St.	65 67	148 A		Alabama	64 62	
								182 H		Mercer	67 66	
								214 A		Central Ark.	63 54	
								261 A		SIUE	72 69	
								271 H		New Orleans	65 51	
								274 H		Jackson St.	64 57	
								277 A		South Carolina St.	52 55	
								279 H		Ga. Southern	78 52	
								297 A		Eastern Ill.	63 66	
								340 H		Wofford	70 55	
								349 N		Charleston So.	70 43	
LAST 12 Division I GAMES:												
297 A		Eastern Ill.	63 66	92 A		Kennesaw St.	65 67					
261 A		SIUE	72 69	274 H		Jackson St.	64 57					
182 H		Mercer	67 66	279 H		Ga. Southern	78 52					
136 N		East Tenn. St.	57 56	214 A		Central Ark.	63 54					
349 N		Charleston So.	70 43	340 H		Wofford	70 55					
277 A		South Carolina St.	52 55	271 H		New Orleans	65 51					

Non-Div I Games:

Jacksonville St.

■ Loss,
 ■ Non-Conf,
 ■ S Site,
 ■ Home
 ■ A Away
 N Neutral

Average RPI Win:	121	WON-LOST	WINNING	LAST 10	STRENGTH OF	OPP. STRENGTH	TEAM	ADJ.	CONF.	ADJ CONF.
Average RPI Loss:	29	RECORD	PCT. RANK	GAMES	SCHEDULE	OF SCHEDULE	RPI	RPI	RPI	RPI
DIV. I ONLY	10- 2	30	2- 0	35	16	16	16	16	10	10
DIV. I NON-CONF.	9- 2	36	2- 0	26	12	9	9	10	10	
TOTALS	RPI 1-25	RPI 26-50	W-L RECORDS	RPI 51-100	RPI 101-150	RPI 150+				
10- 2	0- 1	0- 1	OVERALL	6- 0	1- 0	3- 0				
6- 0	0- 0	0- 0	HOME	4- 0	1- 0	1- 0				
3- 1	0- 0	0- 0	AWAY	2- 0	0- 0	1- 0				
1- 1	0- 1	0- 0	NEUTRAL	0- 0	0- 0	1- 0				
9- 2	0- 1	0- 1	NON-CONFERENCE	6- 0	1- 0	2- 0				
5- 0	0- 0	0- 0	HOME	4- 0	1- 0	0- 0				
3- 1	0- 0	0- 1	AWAY	2- 0	0- 0	1- 0				
1- 1	0- 1	0- 0	NEUTRAL	0- 0	0- 0	1- 0				
1- 0	0- 0	0- 0	CONFERENCE	0- 0	0- 0	1- 0				
1- 0	0- 0	0- 0	HOME	0- 0	0- 0	1- 0				
0- 0	0- 0	0- 0	AWAY	0- 0	0- 0	0- 0				
0- 0	0- 0	0- 0	NEUTRAL	0- 0	0- 0	0- 0				

RPI 1-25				RPI 26-50				RPI 51-100				RPI 101+			
RPI	S	Opponent	Score	RPI	S	Opponent	Score	RPI	S	Opponent	Score	RPI	S	Opponent	Score
17	N	Maryland	64 80	41	A	Vanderbilt	62 66	52	H	Hampton	85 53	129	H	Richmond	79 68
								57	H	Pittsburgh	80 64	196	H	Towson	67 66
								59	H	UCLA	91 87	231	N	Houston	84 60
								68	A	American	69 65	238	A	Davidson	73 57
								87	A	Ohio	69 62				
								89	H	St. Bonaventure	76 43				
LAST 12 Division I GAMES:															
129	H	Richmond	79 68	238	A	Davidson	73 57								
59	H	UCLA	91 87	231	N	Houston	84 60								
196	H	Towson	67 66	17	N	Maryland	64 80								
41	A	Vanderbilt	62 66	57	H	Pittsburgh	80 64								
52	H	Hampton	85 53	68	A	American	69 65								
87	A	Ohio	69 62	89	H	St. Bonaventure	76 43								

Non-Div I Games:

James Madison

■ Loss,
 ■ Non-Conf, S Site,
 ■ Home
 ■ Away
 N Neutral

Kansas

Through Games Of Jan. 4, 2015

Average RPI Win:	173	WON-LOST	WINNING	LAST 10	STRENGTH OF	OPP. STRENGTH	TEAM	ADJ.	CONF.	ADJ CONF.
Average RPI Loss:	55	RECORD	PCT. RANK	GAMES	SCHEDULE	OF SCHEDULE	RPI	RPI	RPI	RPI
DIV. I ONLY	9- 5	99	6- 4	51	45	76	76	3	3	
DIV. I NON-CONF.	9- 4	83	7- 4	105	44	81	81	4	4	
TOTALS	RPI 1-25	RPI 26-50	W-L RECORDS	RPI 51-100	RPI 101-150	RPI 150+				
9- 5	1- 2	0- 1	OVERALL	2- 1	0- 1	6- 0				
9- 1	1- 0	0- 0	HOME	2- 0	0- 1	6- 0				
0- 3	0- 1	0- 1	AWAY	0- 1	0- 0	0- 0				
0- 1	0- 1	0- 0	NEUTRAL	0- 0	0- 0	0- 0				
9- 4	1- 1	0- 1	NON-CONFERENCE	2- 1	0- 1	6- 0				
9- 1	1- 0	0- 0	HOME	2- 0	0- 1	6- 0				
0- 2	0- 0	0- 1	AWAY	0- 1	0- 0	0- 0				
0- 1	0- 1	0- 0	NEUTRAL	0- 0	0- 0	0- 0				
0- 1	0- 1	0- 0	CONFERENCE	0- 0	0- 0	0- 0				
0- 0	0- 0	0- 0	HOME	0- 0	0- 0	0- 0				
0- 1	0- 1	0- 0	AWAY	0- 0	0- 0	0- 0				
0- 0	0- 0	0- 0	NEUTRAL	0- 0	0- 0	0- 0				

RPI 1-25				RPI 26-50				RPI 51-100 Team's RPI: 76				RPI 101+			
RPI	S	Opponent	Score	RPI	S	Opponent	Score	RPI	S	Opponent	Score	RPI	S	Opponent	Score
1	N	Notre Dame	47 89	38	A	Purdue	48 61	65	H	South Dakota	68 60	148	H	Alabama	80 85
11	A	Texas	46 60					77	A	Creighton	81 84	174	H	Temple	76 56
25	H	California	62 39					78	H	Arkansas St.	62 48	176	H	Iona	90 49
												207	H	Samford	66 44
												260	H	Texas Southern	69 44
												263	H	Georgetown	55 42
												313	H	Incarnate Word	68 46
LAST 12 Division I GAMES:															
11	A	Texas	46 60	313	H	Incarnate Word	68 46								
207	H	Samford	66 44	1	N	Notre Dame	47 89								
77	A	Creighton	81 84	176	H	Iona	90 49								
78	H	Arkansas St.	62 48	263	H	Georgetown	55 42								
38	A	Purdue	48 61	174	H	Temple	76 56								
25	H	California	62 39	148	H	Alabama	80 85								

Non-Div I Games:

Kansas

■ Loss,
 ■ Non-Conf, S Site,
 ■ Home
 ■ Away
 N Neutral

Average RPI Win:	222	WON-LOST	WINNING	LAST 10	STRENGTH OF	OPP. STRENGTH	TEAM	ADJ.	CONF.	ADJ CONF.
Average RPI Loss:	45	RECORD	PCT. RANK	GAMES	SCHEDULE	OF SCHEDULE	RPI	RPI	RPI	RPI
DIV. I ONLY	9- 2	35	0- 0	168	214	58	58	3	3	
DIV. I NON-CONF.	9- 1	21	0- 0	221	205	59	59	4	4	
TOTALS	RPI 1-25	RPI 26-50	W-L RECORDS	RPI 51-100	RPI 101-150	RPI 150+				
9- 2	0- 0	0- 1	OVERALL	1- 1	0- 0	8- 0				
8- 0	0- 0	0- 0	HOME	1- 0	0- 0	7- 0				
0- 2	0- 0	0- 1	AWAY	0- 1	0- 0	0- 0				
1- 0	0- 0	0- 0	NEUTRAL	0- 0	0- 0	1- 0				
9- 1	0- 0	0- 1	NON-CONFERENCE	1- 0	0- 0	8- 0				
8- 0	0- 0	0- 0	HOME	1- 0	0- 0	7- 0				
0- 1	0- 0	0- 1	AWAY	0- 0	0- 0	0- 0				
1- 0	0- 0	0- 0	NEUTRAL	0- 0	0- 0	1- 0				
0- 1	0- 0	0- 0	CONFERENCE	0- 1	0- 0	0- 0				
0- 0	0- 0	0- 0	HOME	0- 0	0- 0	0- 0				
0- 1	0- 0	0- 0	AWAY	0- 1	0- 0	0- 0				
0- 0	0- 0	0- 0	NEUTRAL	0- 0	0- 0	0- 0				

RPI 1-25			RPI 26-50			RPI 51-100			Team's RPI: 58	RPI 101+		
RPI	S	Opponent	Score	RPI	S	Opponent	Score	RPI	S	Opponent	Score	RPI
				35	A	Wichita St.	48 51	52	H	Hampton	66 46	171
								55	A	Iowa St.	55 60	H
										Abilene Christian	68 53	
										Texas-Arlington	45 41	
										Samford	60 41	
										Grambling	61 38	
										Oral Roberts	53 47	
										SIUE	81 55	
										UTEP	72 43	
										UMKC	65 36	
LAST 12 Division I GAMES:												
				55	A	Iowa St.	55 60	194	H	Texas-Arlington	45 41	
				207	H	Samford	60 41	290	N	UTEP	72 43	
				171	H	Abilene Christian	68 53	52	H	Hampton	66 46	
				233	H	Grambling	61 38	346	H	UMKC	65 36	
				243	H	Oral Roberts	53 47	261	H	SIUE	81 55	
				35	A	Wichita St.	48 51					

Non-Div I Games: William Jewell 66 53

Kansas St.

Average RPI Win:	239	WON-LOST	WINNING	LAST 10	STRENGTH OF	OPP. STRENGTH	TEAM	ADJ.	CONF.	ADJ CONF.
Average RPI Loss:	153	RECORD	PCT. RANK	GAMES	SCHEDULE	OF SCHEDULE	RPI	RPI	RPI	RPI
DIV. I ONLY	11- 3	42	8- 2	277	247	92	92	12	12	
DIV. I NON-CONF.	11- 3	47	9- 3	275	248	87	87	12	12	
TOTALS	RPI 1-25	RPI 26-50	W-L RECORDS	RPI 51-100	RPI 101-150	RPI 150+				
11- 3	0- 0	0- 1	OVERALL	0- 1	2- 0	9- 1				
6- 0	0- 0	0- 0	HOME	0- 0	2- 0	4- 0				
5- 3	0- 0	0- 1	AWAY	0- 1	0- 0	5- 1				
0- 0	0- 0	0- 0	NEUTRAL	0- 0	0- 0	0- 0				
11- 3	0- 0	0- 1	NON-CONFERENCE	0- 1	2- 0	9- 1				
6- 0	0- 0	0- 0	HOME	0- 0	2- 0	4- 0				
5- 3	0- 0	0- 1	AWAY	0- 1	0- 0	5- 1				
0- 0	0- 0	0- 0	NEUTRAL	0- 0	0- 0	0- 0				
0- 0	0- 0	0- 0	CONFERENCE	0- 0	0- 0	0- 0				
0- 0	0- 0	0- 0	HOME	0- 0	0- 0	0- 0				
0- 0	0- 0	0- 0	AWAY	0- 0	0- 0	0- 0				
0- 0	0- 0	0- 0	NEUTRAL	0- 0	0- 0	0- 0				

RPI 1-25			RPI 26-50			RPI 51-100			Team's RPI: 92	RPI 101+		
RPI	S	Opponent	Score	RPI	S	Opponent	Score	RPI	S	Opponent	Score	
				34	A	Seton Hall	74 77	94	A	Georgia Tech	48 77	115 H Xavier 61 60
												119 H Jacksonville St. 67 65
												182 A Mercer 76 56
												217 A Georgia St. 73 64
												219 H Col. of Charleston 68 61
												226 A Tennessee St. 65 56
												279 A Ga. Southern 72 51
												306 H Florida A&M 79 58
												307 H Murray St. 65 60
												326 A Columbia 66 62
												330 A Alabama A&M 66 73
												333 H Gardner-Webb 50 47
LAST 12 Division I GAMES:												
330	A	Alabama A&M	66 73	306	H	Florida A&M	79 58					
115	H	Xavier	61 60	217	A	Georgia St.	73 64					
333	H	Gardner-Webb	50 47	326	A	Columbia	66 62					
182	A	Mercer	76 56	34	A	Seton Hall	74 77					
119	H	Jacksonville St.	67 65	279	A	Ga. Southern	72 51					
307	H	Murray St.	65 60	94	A	Georgia Tech	48 77					

Non-Div I Games:

Kennesaw St.

Average RPI Win:	234	WON-LOST	WINNING	LAST 10	STRENGTH OF	OPP. STRENGTH	TEAM	ADJ.	CONF.	ADJ CONF.
Average RPI Loss:	148	RECORD	PCT. RANK	GAMES	SCHEDULE	OF SCHEDULE	RPI	RPI	RPI	RPI
DIV. I ONLY	2- 10	308	2- 8	280	130	318	318	16	16	
DIV. I NON-CONF.	2- 9	297	2- 9	279	151	316	316	16	16	
TOTALS	RPI 1-25	RPI 26-50	W-L RECORDS	RPI 51-100	RPI 101-150	RPI 150+				
2- 10	0- 0	0- 1	OVERALL	0- 2	0- 4	2- 3				
1- 3	0- 0	0- 0	HOME	0- 2	0- 1	1- 0				
1- 5	0- 0	0- 1	AWAY	0- 0	0- 2	1- 2				
0- 2	0- 0	0- 0	NEUTRAL	0- 0	0- 1	0- 1				
2- 9	0- 0	0- 1	NON-CONFERENCE	0- 2	0- 3	2- 3				
1- 2	0- 0	0- 0	HOME	0- 2	0- 0	1- 0				
1- 5	0- 0	0- 1	AWAY	0- 0	0- 2	1- 2				
0- 2	0- 0	0- 0	NEUTRAL	0- 0	0- 1	0- 1				
0- 1	0- 0	0- 0	CONFERENCE	0- 0	0- 1	0- 0				
0- 1	0- 0	0- 0	HOME	0- 0	0- 1	0- 0				
0- 0	0- 0	0- 0	AWAY	0- 0	0- 0	0- 0				
0- 0	0- 0	0- 0	NEUTRAL	0- 0	0- 0	0- 0				

RPI 1-25				RPI 26-50				RPI 51-100				RPI 101+				Team's RPI: 318	
RPI	S	Opponent	Score	RPI	S	Opponent	Score	RPI	S	Opponent	Score	RPI	S	Opponent	Score		
				39	A	Northwestern	54 72	51	H	Youngstown St.	49 68	104	H	Central Mich.	62 83		
								78	H	Arkansas St.	44 59	106	A	Duquesne	60 86		
												110	N	Dartmouth	49 60		
												127	A	Cleveland St.	67 69		
												172	H	Belmont	58 55		
												256	A	North Dakota St.	68 74		
												271	A	New Orleans	55 58		
												296	A	Colgate	62 61		
												334	N	A&M-Corpus Christi	47 57		
LAST 12 Division I GAMES:																	
271	A	New Orleans	55 58	104	H	Central Mich.	62 83										
296	A	Colgate	62 61	334	N	A&M-Corpus Christi	47 57										
78	H	Arkansas St.	44 59	172	H	Belmont	58 55										
127	A	Cleveland St.	67 69	39	A	Northwestern	54 72										
106	A	Duquesne	60 86	51	H	Youngstown St.	49 68										
110	N	Dartmouth	49 60	256	A	North Dakota St.	68 74										

Non-Div I Games:

Kent St.

■ Loss,
 ■ Non-Conf,
 ■ S Site,
 ■ H Home
 ■ A Away
 N Neutral

Average RPI Win:	111	WON-LOST	WINNING	LAST 10	STRENGTH OF	OPP. STRENGTH	TEAM	ADJ.	CONF.	ADJ CONF.
Average RPI Loss:	39	RECORD	PCT. RANK	GAMES	SCHEDULE	OF SCHEDULE	RPI	RPI	RPI	RPI
DIV. I ONLY	13- 2	15	9- 1	11	15	3	3	5	5	
DIV. I NON-CONF.	11- 2	29	8- 2	19	7	4	4	5	5	
TOTALS	RPI 1-25	RPI 26-50	W-L RECORDS	RPI 51-100	RPI 101-150	RPI 150+				
13- 2	3- 1	1- 0	OVERALL	1- 1	4- 0	4- 0				
8- 0	1- 0	1- 0	HOME	0- 0	2- 0	4- 0				
3- 1	1- 1	0- 0	AWAY	0- 0	2- 0	0- 0				
2- 1	1- 0	0- 0	NEUTRAL	1- 1	0- 0	0- 0				
11- 2	3- 1	1- 0	NON-CONFERENCE	1- 1	2- 0	4- 0				
7- 0	1- 0	1- 0	HOME	0- 0	1- 0	4- 0				
2- 1	1- 1	0- 0	AWAY	0- 0	1- 0	0- 0				
2- 1	1- 0	0- 0	NEUTRAL	1- 1	0- 0	0- 0				
2- 0	0- 0	0- 0	CONFERENCE	0- 0	2- 0	0- 0				
1- 0	0- 0	0- 0	HOME	0- 0	1- 0	0- 0				
1- 0	0- 0	0- 0	AWAY	0- 0	1- 0	0- 0				
0- 0	0- 0	0- 0	NEUTRAL	0- 0	0- 0	0- 0				

RPI	S	Opponent	Score	RPI	S	Opponent	Score	RPI	S	Opponent	Score	RPI	S	Opponent	Score
6	A	Louisville	77 68	26	H	Middle Tenn.	78 62	61	N	Oklahoma	92 88	104	A	Central Mich.	71 68
12	H	Baylor	74 64					62	N	Illinois	71 77	117	H	Ole Miss	64 58
15	A	Duke	68 89									139	H	Appalachian St.	111 74
19	N	South Fla.	61 57									148	A	Alabama	78 66
												172	H	Belmont	71 55
												198	H	Morehead St.	91 62
												220	H	Northern Ky.	82 64
												226	H	Tennessee St.	87 75
LAST 12 Division I GAMES:															
148	A	Alabama	78 66	117	H	Ole Miss	64 58	220	H	Northern Ky.	82 64				
226	H	Tennessee St.	87 75	19	N	South Fla.	61 57	61	N	Oklahoma	92 88				
15	A	Duke	68 89	62	N	Illinois	71 77	62	N	Illinois	71 77				
172	H	Belmont	71 55	104	A	Central Mich.	71 68								
26	H	Middle Tenn.	78 62												
6	A	Louisville	77 68												

Non-Div I Games:

Kentucky

■ Loss,
■ Non-Conf, S Site,
■ Home
■ Away
N Neutral

Average RPI Win:	225	WON-LOST	WINNING	LAST 10	STRENGTH OF	OPP. STRENGTH	TEAM	ADJ.	CONF.	ADJ CONF.
Average RPI Loss:	168	RECORD	PCT. RANK	GAMES	SCHEDULE	OF SCHEDULE	RPI	RPI	RPI	RPI
DIV. I ONLY	3- 9	276	3- 7	160	309	275	275	28	28	
DIV. I NON-CONF.	3- 8	264	3- 8	177	309	277	277	28	28	
TOTALS	RPI 1-25	RPI 26-50	W-L RECORDS	RPI 51-100	RPI 101-150	RPI 150+				
3- 9	0- 0	0- 1	OVERALL	0- 1	0- 4	3- 3				
2- 5	0- 0	0- 0	HOME	0- 0	0- 3	2- 2				
1- 4	0- 0	0- 1	AWAY	0- 1	0- 1	1- 1				
0- 0	0- 0	0- 0	NEUTRAL	0- 0	0- 0	0- 0				
3- 8	0- 0	0- 1	NON-CONFERENCE	0- 1	0- 3	3- 3				
2- 4	0- 0	0- 0	HOME	0- 0	0- 2	2- 2				
1- 4	0- 0	0- 1	AWAY	0- 1	0- 1	1- 1				
0- 0	0- 0	0- 0	NEUTRAL	0- 0	0- 0	0- 0				
0- 1	0- 0	0- 0	CONFERENCE	0- 0	0- 1	0- 0				
0- 1	0- 0	0- 0	HOME	0- 0	0- 1	0- 0				
0- 0	0- 0	0- 0	AWAY	0- 0	0- 0	0- 0				
0- 0	0- 0	0- 0	NEUTRAL	0- 0	0- 0	0- 0				

RPI 1-25				RPI 26-50				RPI 51-100				RPI 101+				Team's RPI: 275	
RPI	S	Opponent	Score	RPI	S	Opponent	Score	RPI	S	Opponent	Score	RPI	S	Opponent	Score		
				33	A	Long Beach St.	63 71	98	A	Bakersfield	53 84	113	H	Bryant	66 79		
												116	A	Maine	59 65		
												144	H	Rhode Island	49 66		
												145	H	La Salle	66 71		
												152	H	Buffalo	79 73		
												209	H	Monmouth	57 78		
												223	A	NJIT	57 48		
												300	H	Howard	83 74		
												326	A	Columbia	45 54		
												329	H	Rider	56 59		
LAST 12 Division I GAMES:																	
				98	A	Bakersfield	53 84	113	H	Bryant	66 79						
				33	A	Long Beach St.	63 71	329	H	Rider	56 59						
				152	H	Buffalo	79 73	144	H	Rhode Island	49 66						
				300	H	Howard	83 74	145	H	La Salle	66 71						
				223	A	NJIT	57 48	209	H	Monmouth	57 78						
				326	A	Columbia	45 54	116	A	Maine	59 65						

Non-Div I Games:

LIU Brooklyn

■ Loss,
■ Non-Conf,
■ S Site,
■ H Home
■ A Away
N Neutral

Average RPI Win:	258	WON-LOST	WINNING	LAST 10	STRENGTH OF	OPP. STRENGTH	TEAM	ADJ.	CONF.	ADJ CONF.
Average RPI Loss:	68	RECORD	PCT. RANK	GAMES	SCHEDULE	OF SCHEDULE	RPI	RPI	RPI	RPI
DIV. I ONLY	7- 7	161	5- 5	121	177	159	159	5	5	
DIV. I NON-CONF.	6- 6	157	5- 5	195	172	207	207	5	5	
TOTALS	RPI 1-25	RPI 26-50	W-L RECORDS	RPI 51-100	RPI 101-150	RPI 150+				
7- 7	0- 1	0- 3	OVERALL	0- 1	0- 1	7- 1				
4- 4	0- 1	0- 2	HOME	0- 1	0- 0	4- 0				
2- 2	0- 0	0- 1	AWAY	0- 0	0- 1	2- 0				
1- 1	0- 0	0- 0	NEUTRAL	0- 0	0- 0	1- 1				
6- 6	0- 0	0- 3	NON-CONFERENCE	0- 1	0- 1	6- 1				
4- 3	0- 0	0- 2	HOME	0- 1	0- 0	4- 0				
1- 2	0- 0	0- 1	AWAY	0- 0	0- 1	1- 0				
1- 1	0- 0	0- 0	NEUTRAL	0- 0	0- 0	1- 1				
1- 1	0- 1	0- 0	CONFERENCE	0- 0	0- 0	1- 0				
0- 1	0- 1	0- 0	HOME	0- 0	0- 0	0- 0				
1- 0	0- 0	0- 0	AWAY	0- 0	0- 0	1- 0				
0- 0	0- 0	0- 0	NEUTRAL	0- 0	0- 0	0- 0				

RPI	S	Opponent	Score	RPI	S	Opponent	Score	RPI	S	Opponent	Score	RPI	S	Opponent	Score	Team's RPI: 159
13	H	South Carolina	51 75	33	A	Long Beach St.	44 59	53	H	Rutgers	57 64	101	A	Miami (FL)	71 76	
				40	H	UALR	54 70					181	A	Florida	68 65	
				50	H	Tulane	45 51					188	H	Louisiana Tech	73 59	
												189	N	Santa Clara	67 69	
												222	H	Southeastern La.	75 42	
												274	H	Jackson St.	52 44	
												282	N	UNC Greensboro	82 61	
												315	H	Sam Houston St.	71 45	
												344	A	UC Santa Barbara	78 45	
LAST 12 Division I GAMES:																
181	A	Florida	68 65	13	H	South Carolina	51 75	188	H	Louisiana Tech	73 59	53	H	Rutgers	57 64	
101	A	Miami (FL)	71 76	189	N	Santa Clara	67 69	50	H	Tulane	45 51	274	H	Jackson St.	52 44	
282	N	UNC Greensboro	82 61													
344	A	UC Santa Barbara	78 45													
33	A	Long Beach St.	44 59													
222	H	Southeastern La.	75 42													

Non-Div I Games:

LSU

■ Loss,
■ Non-Conf,
■ S Site,
■ H Home
■ A Away
N Neutral

Average RPI Win:	245	WON-LOST	WINNING	LAST 10	STRENGTH OF	OPP. STRENGTH	TEAM	ADJ.	CONF.	ADJ CONF.
Average RPI Loss:	118	RECORD	PCT. RANK	GAMES	SCHEDULE	OF SCHEDULE	RPI	RPI	RPI	RPI
DIV. I ONLY	10- 4	66	1- 0	325	123	145	145	6	6	
DIV. I NON-CONF.	9- 4	83	1- 0	327	122	146	146	7	7	
TOTALS	RPI 1-25	RPI 26-50	W-L RECORDS	RPI 51-100	RPI 101-150	RPI 150+				
10- 4	0- 0	0- 0	OVERALL	0- 2	0- 1	10- 1				
5- 0	0- 0	0- 0	HOME	0- 0	0- 0	5- 0				
4- 3	0- 0	0- 0	AWAY	0- 0	0- 0	4- 0				
1- 1	0- 0	0- 0	NEUTRAL	0- 1	0- 0	1- 0				
9- 4	0- 0	0- 0	NON-CONFERENCE	0- 2	0- 1	9- 1				
5- 0	0- 0	0- 0	HOME	0- 0	0- 0	5- 0				
3- 3	0- 0	0- 0	AWAY	0- 1	0- 1	3- 1				
1- 1	0- 0	0- 0	NEUTRAL	0- 1	0- 0	1- 0				
1- 0	0- 0	0- 0	CONFERENCE	0- 0	0- 0	1- 0				
0- 0	0- 0	0- 0	HOME	0- 0	0- 0	0- 0				
1- 0	0- 0	0- 0	AWAY	0- 0	0- 0	1- 0				
0- 0	0- 0	0- 0	NEUTRAL	0- 0	0- 0	0- 0				

RPI 1-25			RPI 26-50			RPI 51-100			RPI 101+			Team's RPI: 145
RPI	S	Opponent	Score	RPI	S	Opponent	Score	RPI	S	Opponent	Score	
						87 N Ohio	63 74	114 A Villanova			36 70	
						96 A Penn	29 57	173 H Fairfield			73 59	
								174 A Temple			72 75	
								196 N Towson			62 49	
								201 H William & Mary			78 71	
								211 A Robert Morris			75 61	
								217 A Georgia St.			76 68	
								238 A Davidson			63 54	
								275 A LIU Brooklyn			71 66	
								300 H Howard			65 64	
								314 H Manhattan			61 48	
								325 H UMBC			65 62	
LAST 12 Division I GAMES:												
						238 A Davidson	63 54	300 H Howard			65 64	
						325 H UMBC	65 62	201 H William & Mary			78 71	
						173 H Fairfield	73 59	211 A Robert Morris			75 61	
						217 A Georgia St.	76 68	196 N Towson			62 49	
						87 N Ohio	63 74	275 A LIU Brooklyn			71 66	
						114 A Villanova	36 70	314 H Manhattan			61 48	

Non-Div I Games:

La Salle

■ Loss,
 ■ Non-Conf,
 ■ S Site,
 ■ H Home
 ■ A Away
 N Neutral

Average RPI Win: 277		WON-LOST	WINNING	LAST 10	STRENGTH OF	OPP. STRENGTH	TEAM	ADJ.	CONF.	ADJ CONF.
Average RPI Loss: 92		RECORD	PCT. RANK	GAMES	SCHEDULE	OF SCHEDULE	RPI	RPI	RPI	RPI
DIV. I ONLY		6- 3	85	5- 3	298	238	178	178	18	18
DIV. I NON-CONF.		6- 1	26	6- 1	341	246	158	158	18	18
TOTALS	RPI 1-25		RPI 26-50		W-L RECORDS	RPI 51-100	RPI 101-150		RPI 150+	
6- 3	0- 0		0- 2		OVERALL	0- 0	0- 0		6- 1	
3- 2	0- 0		0- 1		HOME	0- 0	0- 0		3- 1	
3- 1	0- 0		0- 1		AWAY	0- 0	0- 0		3- 0	
0- 0	0- 0		0- 0		NEUTRAL	0- 0	0- 0		0- 0	
6- 1	0- 0		0- 1		NON-CONFERENCE	0- 0	0- 0		6- 0	
3- 1	0- 0		0- 1		HOME	0- 0	0- 0		3- 0	
3- 0	0- 0		0- 0		AWAY	0- 0	0- 0		3- 0	
0- 0	0- 0		0- 0		NEUTRAL	0- 0	0- 0		0- 0	
0- 2	0- 0		0- 1		CONFERENCE	0- 0	0- 0		0- 1	
0- 1	0- 0		0- 0		HOME	0- 0	0- 0		0- 1	
0- 1	0- 0		0- 1		AWAY	0- 0	0- 0		0- 0	
0- 0	0- 0		0- 0		NEUTRAL	0- 0	0- 0		0- 0	

[illegible]

Non-Div I Games:	Xavier (LA)	69	53	Southern-N.O.	58	52
------------------	-------------	----	----	---------------	----	----

La.-Lafayette

■ Loss, ■ Non-Conf, S Site, H Home A Away N Neutral

La.-Monroe

Through Games Of Jan. 4, 2015

Average RPI Win:	179	WON-LOST	WINNING	LAST 10	STRENGTH OF	OPP. STRENGTH	TEAM	ADJ.	CONF.	ADJ CONF.
Average RPI Loss:	192	RECORD	PCT. RANK	GAMES	SCHEDULE	OF SCHEDULE	RPI	RPI	RPI	RPI
DIV. I ONLY	1- 6	322	1- 6	137	270	292	292	18	18	
DIV. I NON-CONF.	1- 5	310	1- 5	129	285	282	282	18	18	
TOTALS	RPI 1-25	RPI 26-50	W-L RECORDS	RPI 51-100	RPI 101-150	RPI 150+				
1- 6	0- 0	0- 2	OVERALL	0- 0	0- 0	1- 4				
1- 0	0- 0	0- 0	HOME	0- 0	0- 0	1- 0				
0- 5	0- 0	0- 2	AWAY	0- 0	0- 0	0- 3				
0- 1	0- 0	0- 0	NEUTRAL	0- 0	0- 0	0- 1				
1- 5	0- 0	0- 2	NON-CONFERENCE	0- 0	0- 0	1- 3				
1- 0	0- 0	0- 0	HOME	0- 0	0- 0	1- 0				
0- 4	0- 0	0- 2	AWAY	0- 0	0- 0	0- 2				
0- 1	0- 0	0- 0	NEUTRAL	0- 0	0- 0	0- 1				
0- 1	0- 0	0- 0	CONFERENCE	0- 0	0- 0	0- 1				
0- 0	0- 0	0- 0	HOME	0- 0	0- 0	0- 0				
0- 1	0- 0	0- 0	AWAY	0- 0	0- 0	0- 1				
0- 0	0- 0	0- 0	NEUTRAL	0- 0	0- 0	0- 0				

RPI 1-25			RPI 26-50			RPI 51-100			RPI 101+			Team's RPI: 292
RPI	S	Opponent	Score	RPI	S	Opponent	Score	RPI	S	Opponent	Score	
				32	A	Mississippi St.	46 80					
				35	A	Wichita St.	42 57					
LAST 12 Division I GAMES:												
				342	A	Alcorn	53 62					
				32	A	Mississippi St.	46 80					
				258	A	Stephen F. Austin	54 82					
								217	A	Georgia St.	72 80	
								265	N	George Mason	53 65	
								35	A	Wichita St.	42 57	
								179	H	McNeese St.	66 63	

Non-Div I Games: Southern Ark. 78 67 LSU-Alexandria 94 49 William Carey 68 35

La.-Monroe

Loss, Non-Conf, S Site, H Home A Away N Neutral

Lafayette

Through Games Of Jan. 4, 2015

Average RPI Win:	221	WON-LOST	WINNING	LAST 10	STRENGTH OF	OPP. STRENGTH	TEAM	ADJ.	CONF.	ADJ CONF.
Average RPI Loss:	176	RECORD	PCT. RANK	GAMES	SCHEDULE	OF SCHEDULE	RPI	RPI	RPI	RPI
DIV. I ONLY	8- 5	113	6- 4	182	288	107	107	22	22	
DIV. I NON-CONF.	7- 4	107	6- 4	225	220	107	107	23	23	
TOTALS	RPI 1-25	RPI 26-50	W-L RECORDS	RPI 51-100	RPI 101-150	RPI 150+				
8- 5	0- 1	0- 1	OVERALL	1- 0	1- 0	6- 3				
5- 0	0- 0	0- 0	HOME	1- 0	1- 0	3- 0				
3- 5	0- 1	0- 1	AWAY	0- 0	0- 0	3- 3				
0- 0	0- 0	0- 0	NEUTRAL	0- 0	0- 0	0- 0				
7- 4	0- 1	0- 1	NON-CONFERENCE	1- 0	1- 0	5- 2				
4- 0	0- 0	0- 0	HOME	1- 0	1- 0	2- 0				
3- 4	0- 1	0- 1	AWAY	0- 0	0- 0	3- 2				
0- 0	0- 0	0- 0	NEUTRAL	0- 0	0- 0	0- 0				
1- 1	0- 0	0- 0	CONFERENCE	0- 0	0- 0	1- 1				
1- 0	0- 0	0- 0	HOME	0- 0	0- 0	1- 0				
0- 1	0- 0	0- 0	AWAY	0- 0	0- 0	0- 1				
0- 0	0- 0	0- 0	NEUTRAL	0- 0	0- 0	0- 0				

RPI 1-25				RPI 26-50				RPI 51-100				RPI 101+ Team's RPI: 107			
RPI	S	Opponent	Score	RPI	S	Opponent	Score	RPI	S	Opponent	Score	RPI	S	Opponent	Score
6	A	Louisville	61 102	34	A	Seton Hall	63 80	96	H	Penn	60 57	109	H	Hartford	74 59
												168	H	Army	71 60
												185	H	Delaware	63 52
												223	H	NJIT	66 50
												247	A	Stony Brook	58 60
												267	A	Navy	52 65
												316	A	St. Francis Brooklyn	73 51
												326	A	Columbia	65 72
												329	A	Rider	66 48
												343	A	Saint Peter's	49 34
LAST 12 Division I GAMES:															
267	A	Navy	52 65	223	H	NJIT	66 50	247	A	Stony Brook	58 60	34	A	Seton Hall	63 80
168	H	Army	71 60	316	A	St. Francis Brooklyn	73 51	96	H	Penn	60 57	6	A	Louisville	61 102
343	A	Saint Peter's	49 34												
329	A	Rider	66 48												
109	H	Hartford	74 59												
326	A	Columbia	65 72												

Non-Div I Games:

Lafayette

■ Loss,
 ■ Non-Conf,
 S Site,
 ■ Home
 ■ Away
 N Neutral

Average RPI Win:	272	WON-LOST	WINNING	LAST 10	STRENGTH OF	OPP. STRENGTH	TEAM	ADJ.	CONF.	ADJ CONF.
Average RPI Loss:	180	RECORD	PCT. RANK	GAMES	SCHEDULE	OF SCHEDULE	RPI	RPI	RPI	RPI
DIV. I ONLY	1- 8	328	1- 6	161	322	319	319	29	29	
DIV. I NON-CONF.	0- 8	338	0- 8	127	323	324	324	29	29	
TOTALS	RPI 1-25	RPI 26-50	W-L RECORDS	RPI 51-100	RPI 101-150	RPI 150+				
1- 8	0- 0	0- 0	OVERALL	0- 1	0- 2	1- 5				
1- 2	0- 0	0- 0	HOME	0- 0	0- 0	1- 2				
0- 6	0- 0	0- 0	AWAY	0- 1	0- 2	0- 3				
0- 0	0- 0	0- 0	NEUTRAL	0- 0	0- 0	0- 0				
0- 8	0- 0	0- 0	NON-CONFERENCE	0- 1	0- 2	0- 5				
0- 2	0- 0	0- 0	HOME	0- 0	0- 0	0- 2				
0- 6	0- 0	0- 0	AWAY	0- 1	0- 2	0- 3				
0- 0	0- 0	0- 0	NEUTRAL	0- 0	0- 0	0- 0				
1- 0	0- 0	0- 0	CONFERENCE	0- 0	0- 0	1- 0				
1- 0	0- 0	0- 0	HOME	0- 0	0- 0	1- 0				
0- 0	0- 0	0- 0	AWAY	0- 0	0- 0	0- 0				
0- 0	0- 0	0- 0	NEUTRAL	0- 0	0- 0	0- 0				

RPI 1-25				RPI 26-50				RPI 51-100				RPI 101+				Team's RPI: 319	
RPI	S	Opponent	Score	RPI	S	Opponent	Score	RPI	S	Opponent	Score	RPI	S	Opponent	Score		
								61	A	Oklahoma	73	100	140	A	Texas St.	72	79
													150	A	Wright St.	61	82
													177	A	TCU	68	72
													178	H	La.-Lafayette	55	75
													239	A	Rice	63	97
													244	A	Tulsa	69	73
													249	H	UTSA	40	72
													272	H	Nicholls St.	67	62
LAST 12 Division I GAMES:																	
				272	H	Nicholls St.	67	62		177	A	TCU	68	72			
				239	A	Rice	63	97		140	A	Texas St.	72	79			
				150	A	Wright St.	61	82		249	H	UTSA	40	72			
										61	A	Oklahoma	73	100			
										244	A	Tulsa	69	73			
										178	H	La.-Lafayette	55	75			

Non-Div I Games: Huston-Tillotson 95 47 St. Thomas (TX) 67 35 Ohio Valley 93 42

Lamar

Average RPI Win:	221	WON-LOST	WINNING	LAST 10	STRENGTH OF	OPP. STRENGTH	TEAM	ADJ.	CONF.	ADJ CONF.
Average RPI Loss:	55	RECORD	PCT. RANK	GAMES	SCHEDULE	OF SCHEDULE	RPI	RPI	RPI	RPI
DIV. I ONLY	9- 2	35	8- 2	308	61	97	97	22	22	
DIV. I NON-CONF.	7- 2	49	7- 2	232	43	70	70	23	23	
TOTALS	RPI 1-25	RPI 26-50	W-L RECORDS	RPI 51-100	RPI 101-150	RPI 150+				
9- 2	0- 1	0- 0	OVERALL	1- 0	1- 1	7- 0				
2- 1	0- 0	0- 0	HOME	1- 0	0- 1	1- 0				
6- 1	0- 1	0- 0	AWAY	0- 0	1- 0	5- 0				
1- 0	0- 0	0- 0	NEUTRAL	0- 0	0- 0	1- 0				
7- 2	0- 1	0- 0	NON-CONFERENCE	1- 0	1- 1	5- 0				
1- 1	0- 0	0- 0	HOME	1- 0	0- 1	0- 0				
5- 1	0- 1	0- 0	AWAY	0- 0	1- 0	4- 0				
1- 0	0- 0	0- 0	NEUTRAL	0- 0	0- 0	1- 0				
2- 0	0- 0	0- 0	CONFERENCE	0- 0	0- 0	2- 0				
1- 0	0- 0	0- 0	HOME	0- 0	0- 0	1- 0				
1- 0	0- 0	0- 0	AWAY	0- 0	0- 0	1- 0				
0- 0	0- 0	0- 0	NEUTRAL	0- 0	0- 0	0- 0				

RPI 1-25				RPI 26-50				RPI 51-100 Team's RPI: 97				RPI 101+			
RPI	S	Opponent	Score	RPI	S	Opponent	Score	RPI	S	Opponent	Score	RPI	S	Opponent	Score
4	A	Arizona St.	61 81					52	H	Hampton	85 67	102	A	Saint Joseph's	73 71
												106	H	Duquesne	75 82
												163	A	Sacred Heart	85 77
												209	A	Monmouth	82 70
												223	A	NJIT	74 54
												296	A	Colgate	86 68
												297	N	Eastern Ill.	72 69
												301	H	Boston U.	85 64
												343	A	Saint Peter's	70 58
LAST 12 Division I GAMES:															
301	H	Boston U.	85 64	52	H	Hampton	85 67	163	A	Sacred Heart	85 77	343	A	Saint Peter's	70 58
296	A	Colgate	86 68	209	A	Monmouth	82 70	223	A	NJIT	74 54				
106	H	Duquesne	75 82												
297	N	Eastern Ill.	72 69												
4	A	Arizona St.	61 81												
102	A	Saint Joseph's	73 71												

Non-Div I Games: East Stroudsburg 77 53

Lehigh

■ Loss,
 ■ Non-Conf,
 ■ S Site,
 ■ H Home
 ■ A Away
 N Neutral

Average RPI Win:	222	WON-LOST	WINNING	LAST 10	STRENGTH OF	OPP. STRENGTH	TEAM	ADJ.	CONF.	ADJ CONF.
Average RPI Loss:	74	RECORD	PCT. RANK	GAMES	SCHEDULE	OF SCHEDULE	RPI	RPI	RPI	RPI
DIV. I ONLY	8- 5	113	1- 0	146	136	100	100	31	31	
DIV. I NON-CONF.	4- 5	187	1- 0	64	27	95	95	32	32	
TOTALS	RPI 1-25	RPI 26-50	W-L RECORDS	RPI 51-100	RPI 101-150	RPI 150+				
8- 5	0- 2	0- 0	OVERALL	0- 2	2- 0	6- 1				
4- 1	0- 0	0- 0	HOME	0- 0	2- 0	2- 1				
3- 3	0- 1	0- 0	AWAY	0- 2	0- 0	3- 0				
1- 1	0- 1	0- 0	NEUTRAL	0- 0	0- 0	1- 0				
4- 5	0- 2	0- 0	NON-CONFERENCE	0- 2	2- 0	2- 1				
2- 1	0- 0	0- 0	HOME	0- 0	2- 0	0- 1				
1- 3	0- 1	0- 0	AWAY	0- 2	0- 0	1- 0				
1- 1	0- 1	0- 0	NEUTRAL	0- 0	0- 0	1- 0				
4- 0	0- 0	0- 0	CONFERENCE	0- 0	0- 0	4- 0				
2- 0	0- 0	0- 0	HOME	0- 0	0- 0	2- 0				
2- 0	0- 0	0- 0	AWAY	0- 0	0- 0	2- 0				
0- 0	0- 0	0- 0	NEUTRAL	0- 0	0- 0	0- 0				

RPI 1-25				RPI 26-50				RPI 51-100 Team's RPI: 100				RPI 101+			
RPI	S	Opponent	Score	RPI	S	Opponent	Score	RPI	S	Opponent	Score	RPI	S	Opponent	Score
13	N	South Carolina	44 84					60	A	Elon	62 73	102	H	Saint Joseph's	76 75
18	A	Minnesota	60 74					74	A	North Carolina St.	64 67	131	H	VCU	69 53
												155	H	High Point	64 47
												204	H	Charlotte	77 79
												217	A	Georgia St.	73 71
												235	N	Penn St.	80 68
												255	A	Radford	72 63
												333	H	Gardner-Webb	56 47
												345	A	UNC Asheville	67 55
LAST 12 Division I GAMES:															
155	H	High Point	64 47	217	A	Georgia St.	73 71								
345	A	UNC Asheville	67 55	255	A	Radford	72 63								
13	N	South Carolina	44 84	235	N	Penn St.	80 68								
18	A	Minnesota	60 74	60	A	Elon	62 73								
74	A	North Carolina St.	64 67	102	H	Saint Joseph's	76 75								
333	H	Gardner-Webb	56 47	131	H	VCU	69 53								

Non-Div I Games:

Liberty

■ Loss,
 ■ Non-Conf,
 ■ S Site,
 ■ H Home
 ■ A Away
 N Neutral

Average RPI Win:	268	WON-LOST	WINNING	LAST 10	STRENGTH OF	OPP. STRENGTH	TEAM	ADJ.	CONF.	ADJ CONF.
Average RPI Loss:	168	RECORD	PCT. RANK	GAMES	SCHEDULE	OF SCHEDULE	RPI	RPI	RPI	RPI
DIV. I ONLY	4- 9	253	0- 1	275	256	295	295	12	12	
DIV. I NON-CONF.	4- 9	246	0- 1	270	260	299	299	12	12	
TOTALS	RPI 1-25	RPI 26-50	W-L RECORDS	RPI 51-100	RPI 101-150	RPI 150+				
4- 9	0- 1	0- 0	OVERALL	0- 1	0- 2	4- 5				
3- 3	0- 1	0- 0	HOME	0- 0	0- 1	3- 1				
1- 5	0- 0	0- 0	AWAY	0- 1	0- 1	1- 3				
0- 1	0- 0	0- 0	NEUTRAL	0- 0	0- 0	0- 1				
4- 9	0- 1	0- 0	NON-CONFERENCE	0- 1	0- 2	4- 5				
3- 3	0- 1	0- 0	HOME	0- 0	0- 1	3- 1				
1- 5	0- 0	0- 0	AWAY	0- 1	0- 1	1- 3				
0- 1	0- 0	0- 0	NEUTRAL	0- 0	0- 0	0- 1				
0- 0	0- 0	0- 0	CONFERENCE	0- 0	0- 0	0- 0				
0- 0	0- 0	0- 0	HOME	0- 0	0- 0	0- 0				
0- 0	0- 0	0- 0	AWAY	0- 0	0- 0	0- 0				
0- 0	0- 0	0- 0	NEUTRAL	0- 0	0- 0	0- 0				

RPI 1-25				RPI 26-50				RPI 51-100				RPI 101+ Team's RPI: 295			
RPI	S	Opponent	Score	RPI	S	Opponent	Score	RPI	S	Opponent	Score	RPI	S	Opponent	Score
5	H	Tennessee	51 85					94	A	Georgia Tech	53 71	115	A	Xavier	38 62
												150	H	Wright St.	66 79
												161	N	Harvard	63 84
												172	A	Belmont	60 80
												198	A	Morehead St.	61 59
												226	H	Tennessee St.	55 73
												274	H	Jackson St.	72 45
												279	H	Ga. Southern	80 74
												280	A	UAB	54 72
												307	A	Murray St.	71 74
												320	H	Tennessee Tech	72 53
LAST 12 Division I GAMES:															
94	A	Georgia Tech	53 71	161	N	Harvard	63 84								
115	A	Xavier	38 62	198	A	Morehead St.	61 59								
320	H	Tennessee Tech	72 53	307	A	Murray St.	71 74								
274	H	Jackson St.	72 45	226	H	Tennessee St.	55 73								
5	H	Tennessee	51 85	280	A	UAB	54 72								
172	A	Belmont	60 80	150	H	Wright St.	66 79								

Non-Div I Games:

Lipscomb

■ Loss,
 ■ Non-Conf, S Site,
 ■ Home
 ■ Away
 N Neutral

Average RPI Win:	155	WON-LOST	WINNING	LAST 10	STRENGTH OF	OPP. STRENGTH	TEAM	ADJ.	CONF.	ADJ CONF.
Average RPI Loss:	56	RECORD	PCT. RANK	GAMES	SCHEDULE	OF SCHEDULE	RPI	RPI	RPI	RPI
DIV. I ONLY	12- 1	9	9- 0	116	47	33	33	14	14	
DIV. I NON-CONF.	12- 1	7	10- 1	118	48	29	29	15	15	

TOTALS	RPI 1-25	RPI 26-50	W-L RECORDS	RPI 51-100	RPI 101-150	RPI 150+
12- 1	1- 0	0- 0	OVERALL	3- 1	2- 0	6- 0
7- 1	1- 0	0- 0	HOME	1- 1	1- 0	4- 0
4- 0	0- 0	0- 0	AWAY	1- 0	1- 0	2- 0
1- 0	0- 0	0- 0	NEUTRAL	1- 0	0- 0	0- 0
12- 1	1- 0	0- 0	NON-CONFERENCE	3- 1	2- 0	6- 0
7- 1	1- 0	0- 0	HOME	1- 1	1- 0	4- 0
4- 0	0- 0	0- 0	AWAY	1- 0	1- 0	2- 0
1- 0	0- 0	0- 0	NEUTRAL	1- 0	0- 0	0- 0
0- 0	0- 0	0- 0	CONFERENCE	0- 0	0- 0	0- 0
0- 0	0- 0	0- 0	HOME	0- 0	0- 0	0- 0
0- 0	0- 0	0- 0	AWAY	0- 0	0- 0	0- 0
0- 0	0- 0	0- 0	NEUTRAL	0- 0	0- 0	0- 0

RPI S	Opponent	Score	RPI S	Opponent	Score	Team's RPI: 33	RPI S	Opponent	Score	RPI S	Opponent	Score
25	H California	58 56					56	H Southern California	85 90	135	A Pepperdine	78 69
							66	H Pacific	53 43	138	H San Francisco	70 58
							67	A Colorado	62 56	159	H LSU	59 44
							95	N Boise St.	68 50	167	H Fla. Atlantic	85 60
										175	A San Diego St.	74 62
										254	A Portland St.	62 58
										275	H LIU Brooklyn	71 63
										303	H Seattle	85 73
LAST 12 Division I GAMES:												
275	H LIU Brooklyn	71 63	67	A Colorado	62 56							
66	H Pacific	53 43	135	A Pepperdine	78 69							
167	H Fla. Atlantic	85 60	254	A Portland St.	62 58							
159	H LSU	59 44	95	N Boise St.	68 50							
25	H California	58 56	56	H Southern California	85 90							
138	H San Francisco	70 58	175	A San Diego St.	74 62							

Non-Div I Games: Alas. Anchorage 69 60

Long Beach St.

■ Loss,
■ Non-Conf, S Site,
■ Home
■ Away
N Neutral

Average RPI Win:	333	WON-LOST	WINNING	LAST 10	STRENGTH OF	OPP. STRENGTH	TEAM	ADJ.	CONF.	ADJ CONF.
Average RPI Loss:	193	RECORD	PCT. RANK	GAMES	SCHEDULE	OF SCHEDULE	RPI	RPI	RPI	RPI
DIV. I ONLY	1- 13	342	1- 9	197	339	337	337	31	31	
DIV. I NON-CONF.	0- 9	338	0- 7	102	316	319	319	32	32	
TOTALS	RPI 1-25	RPI 26-50	W-L RECORDS	RPI 51-100	RPI 101-150	RPI 150+				
1- 13	0- 0	0- 0	OVERALL	0- 2	0- 1	1- 10				
1- 4	0- 0	0- 0	HOME	0- 0	0- 0	1- 4				
0- 9	0- 0	0- 0	AWAY	0- 0	0- 1	0- 1				
0- 0	0- 0	0- 0	NEUTRAL	0- 0	0- 0	0- 0				
0- 9	0- 0	0- 0	NON-CONFERENCE	0- 2	0- 1	0- 6				
0- 2	0- 0	0- 0	HOME	0- 0	0- 0	0- 2				
0- 7	0- 0	0- 0	AWAY	0- 2	0- 1	0- 4				
0- 0	0- 0	0- 0	NEUTRAL	0- 0	0- 0	0- 0				
1- 4	0- 0	0- 0	CONFERENCE	0- 0	0- 0	1- 4				
1- 2	0- 0	0- 0	HOME	0- 0	0- 0	1- 2				
0- 2	0- 0	0- 0	AWAY	0- 0	0- 0	0- 2				
0- 0	0- 0	0- 0	NEUTRAL	0- 0	0- 0	0- 0				

RPI S	Opponent	Score	RPI S	Opponent	Score	RPI S	Opponent	Score	RPI S	Opponent	Score	Team's RPI: 337
						86	A Clemson	56 72	129	A Richmond	50 80	
						91	A Virginia	49 91	155	A High Point	60 81	
									158	A Winthrop	48 81	
									166	A Wake Forest	60 64	
									181	A Florida	46 91	
									184	A Virginia Tech	42 74	
									201	A William & Mary	55 90	
									265	H George Mason	61 83	
									268	H Campbell	58 65	
									282	H UNC Greensboro	64 70	
									333	H Gardner-Webb	63 59	
									345	H UNC Asheville	44 60	
LAST 12 Division I GAMES:												
158	A Winthrop	48 81	268	H Campbell	58 65							
333	H Gardner-Webb	63 59	184	A Virginia Tech	42 74							
265	H George Mason	61 83	155	A High Point	60 81							
86	A Clemson	56 72	201	A William & Mary	55 90							
91	A Virginia	49 91	282	H UNC Greensboro	64 70							
345	H UNC Asheville	44 60	129	A Richmond	50 80							

Non-Div I Games:

Longwood

■ Loss,
 ■ Non-Conf,
 ■ S Site,
 ■ H Home
 ■ A Away
 N Neutral

Louisiana Tech

Through Games Of Jan. 4, 2015

Average RPI Win:	255	WON-LOST	WINNING	LAST 10	STRENGTH OF	OPP. STRENGTH	TEAM	ADJ.	CONF.	ADJ CONF.
Average RPI Loss:	143	RECORD	PCT. RANK	GAMES	SCHEDULE	OF SCHEDULE	RPI	RPI	RPI	RPI
DIV. I ONLY	4- 7	227	0- 1	180	257	188	188	17	17	
DIV. I NON-CONF.	4- 6	205	0- 1	200	235	165	165	17	17	
TOTALS	RPI 1-25	RPI 26-50	W-L RECORDS	RPI 51-100	RPI 101-150	RPI 150+				
4- 7	0- 0	0- 1	OVERALL	0- 1	0- 0	4- 5				
1- 1	0- 0	0- 0	HOME	0- 0	0- 0	1- 1				
2- 6	0- 0	0- 0	AWAY	0- 1	0- 0	2- 1				
1- 0	0- 0	0- 0	NEUTRAL	0- 0	0- 0	1- 0				
4- 6	0- 0	0- 1	NON-CONFERENCE	0- 1	0- 0	4- 4				
1- 0	0- 0	0- 0	HOME	0- 0	0- 0	1- 0				
2- 6	0- 0	0- 1	AWAY	0- 1	0- 0	2- 4				
1- 0	0- 0	0- 0	NEUTRAL	0- 0	0- 0	1- 0				
0- 1	0- 0	0- 0	CONFERENCE	0- 0	0- 0	0- 1				
0- 1	0- 0	0- 0	HOME	0- 0	0- 0	0- 1				
0- 0	0- 0	0- 0	AWAY	0- 0	0- 0	0- 0				
0- 0	0- 0	0- 0	NEUTRAL	0- 0	0- 0	0- 0				

RPI 1-25			RPI 26-50			RPI 51-100			RPI 101+			Team's RPI: 188
RPI	S	Opponent	Score	RPI	S	Opponent	Score	RPI	S	Opponent	Score	
				32	A	Mississippi St.	77 81	94	A	Georgia Tech	81 96	
								151	H	Southern Miss.	77 79	
								159	A	LSU	59 73	
								161	N	Harvard	83 64	
								178	A	La.-Lafayette	55 58	
								183	A	Northwestern St.	57 69	
								203	A	Utah	52 67	
								258	A	Stephen F. Austin	76 69	
								272	H	Nicholls St.	80 62	
								330	A	Alabama A&M	70 68	
LAST 12 Division I GAMES:												
				151	H	Southern Miss.	77 79	94	A	Georgia Tech	81 96	
				161	N	Harvard	83 64	330	A	Alabama A&M	70 68	
				203	A	Utah	52 67	178	A	La.-Lafayette	55 58	
				272	H	Nicholls St.	80 62	183	A	Northwestern St.	57 69	
				32	A	Mississippi St.	77 81	258	A	Stephen F. Austin	76 69	
				159	A	LSU	59 73					

Non-Div I Games: Loyola (LA) 75 61

Louisiana Tech

■ Loss,
 ■ Non-Conf,
 ■ S Site,
 ■ H Home
 ■ A Away
 N Neutral

Louisville

Through Games Of Jan. 4, 2015

Average RPI Win:	139	WON-LOST	WINNING	LAST 10	STRENGTH OF	OPP. STRENGTH	TEAM	ADJ.	CONF.	ADJ CONF.
Average RPI Loss:	3	RECORD	PCT. RANK	GAMES	SCHEDULE	OF SCHEDULE	RPI	RPI	RPI	RPI
DIV. I ONLY	14- 1	5	9- 1	27	48	6	6	2	2	
DIV. I NON-CONF.	12- 1	7	9- 1	67	53	17	17	2	2	
TOTALS	RPI 1-25	RPI 26-50	W-L RECORDS	RPI 51-100	RPI 101-150	RPI 150+				
14- 1	3- 1	0- 0	OVERALL	3- 0	1- 0	7- 0				
9- 1	2- 1	0- 0	HOME	2- 0	1- 0	4- 0				
5- 0	1- 0	0- 0	AWAY	1- 0	0- 0	3- 0				
0- 0	0- 0	0- 0	NEUTRAL	0- 0	0- 0	0- 0				
12- 1	3- 1	0- 0	NON-CONFERENCE	1- 0	1- 0	7- 0				
8- 1	2- 1	0- 0	HOME	1- 0	1- 0	4- 0				
4- 0	1- 0	0- 0	AWAY	0- 0	0- 0	3- 0				
0- 0	0- 0	0- 0	NEUTRAL	0- 0	0- 0	0- 0				
2- 0	0- 0	0- 0	CONFERENCE	2- 0	0- 0	0- 0				
1- 0	0- 0	0- 0	HOME	1- 0	0- 0	0- 0				
1- 0	0- 0	0- 0	AWAY	1- 0	0- 0	0- 0				
0- 0	0- 0	0- 0	NEUTRAL	0- 0	0- 0	0- 0				

RPI	S	Opponent	Score	RPI	S	Opponent	Score	RPI	S	Opponent	Score
3	H	Kentucky	68 77					57	A	Pittsburgh	63 57
9	H	Iowa	86 52					94	H	Georgia Tech	75 48
20	H	Western Ky.	89 67					99	H	Old Dominion	100 46
25	A	California	70 57								
LAST 12 Division I GAMES:											
192	H	Evansville	73 51	57	A	Pittsburgh	63 57	107	H	Lafayette	102 61
25	A	California	70 57	94	H	Georgia Tech	75 48	165	H	Ball St.	69 56
311	A	Grand Canyon	65 51	234	A	Valparaiso	86 59	172	H	Belmont	95 35
99	H	Old Dominion	100 46	107	H	Lafayette	102 61	192	H	Evansville	73 51
3	H	Kentucky	68 77	20	H	Western Ky.	89 67	199	H	UT Martin	77 43
9	H	Iowa	86 52	165	H	Ball St.	69 56	234	A	Valparaiso	86 59
								264	A	IUPUI	89 69
								311	A	Grand Canyon	65 51

Non-Div I Games:

Louisville

■ Loss,
 ■ Non-Conf, S Site,
 ■ Home
 ■ Away
 N Neutral

Loyola Chicago

Through Games Of Jan. 4, 2015

Average RPI Win:	259	WON-LOST	WINNING	LAST 10	STRENGTH OF	OPP. STRENGTH	TEAM	ADJ.	CONF.	ADJ CONF.
Average RPI Loss:	136	RECORD	PCT. RANK	GAMES	SCHEDULE	OF SCHEDULE	RPI	RPI	RPI	RPI
DIV. I ONLY	2- 11	319	1- 9	89	238	262	262	15	15	
DIV. I NON-CONF.	2- 9	297	2- 8	75	278	248	248	14	14	
TOTALS	RPI 1-25	RPI 26-50	W-L RECORDS	RPI 51-100	RPI 101-150	RPI 150+				
2- 11	0- 0	0- 1	OVERALL	0- 2	0- 6	2- 2				
1- 6	0- 0	0- 0	HOME	0- 2	0- 3	1- 1				
1- 5	0- 0	0- 1	AWAY	0- 0	0- 3	1- 1				
0- 0	0- 0	0- 0	NEUTRAL	0- 0	0- 0	0- 0				
2- 9	0- 0	0- 1	NON-CONFERENCE	0- 2	0- 4	2- 2				
1- 4	0- 0	0- 0	HOME	0- 2	0- 1	1- 1				
1- 5	0- 0	0- 1	AWAY	0- 0	0- 3	1- 1				
0- 0	0- 0	0- 0	NEUTRAL	0- 0	0- 0	0- 0				
0- 2	0- 0	0- 0	CONFERENCE	0- 0	0- 2	0- 0				
0- 2	0- 0	0- 0	HOME	0- 0	0- 2	0- 0				
0- 0	0- 0	0- 0	AWAY	0- 0	0- 0	0- 0				
0- 0	0- 0	0- 0	NEUTRAL	0- 0	0- 0	0- 0				

RPI S	Opponent	Score	RPI S	Opponent	Score	RPI S	Opponent	Score	RPI S	Opponent	Score	Team's RPI: 262
			39 A	Northwestern	33 70	88 H	Michigan St.	38 90	110 A	Dartmouth	58 70	
						94 H	Georgia Tech	57 92	118 H	UNI	58 75	
									120 H	DePaul	84 109	
									132 A	Ill.-Chicago	28 63	
									133 A	Missouri	45 56	
									134 H	Drake	60 86	
									220 A	Northern Ky.	45 38	
									251 A	Marquette	71 86	
									280 H	UAB	51 61	
									297 H	Eastern Ill.	63 52	
LAST 12 Division I GAMES:												
132 A	Ill.-Chicago	28 63	118 H	UNI	58 75							
110 A	Dartmouth	58 70	134 H	Drake	60 86							
120 H	DePaul	84 109	297 H	Eastern Ill.	63 52							
88 H	Michigan St.	38 90	280 H	UAB	51 61							
39 A	Northwestern	33 70	220 A	Northern Ky.	45 38							
133 A	Missouri	45 56	251 A	Marquette	71 86							

Non-Div I Games:

Loyola Chicago

■ Loss,
 ■ Non-Conf,
 S Site,
 ■ Home
 ■ Away
 N Neutral

Loyola Maryland

Through Games Of Jan. 4, 2015

Average RPI Win:	317	WON-LOST	WINNING	LAST 10	STRENGTH OF	OPP. STRENGTH	TEAM	ADJ.	CONF.	ADJ CONF.
Average RPI Loss:	146	RECORD	PCT. RANK	GAMES	SCHEDULE	OF SCHEDULE	RPI	RPI	RPI	RPI
DIV. I ONLY	3- 10	289	3- 7	208	267	308	308	22	22	
DIV. I NON-CONF.	2- 9	297	2- 8	247	193	325	325	23	23	
TOTALS	RPI 1-25	RPI 26-50	W-L RECORDS	RPI 51-100	RPI 101-150	RPI 150+				
3- 10	0- 2	0- 0	OVERALL	0- 2	0- 1	3- 5				
3- 4	0- 1	0- 0	HOME	0- 1	0- 1	3- 1				
0- 6	0- 1	0- 0	AWAY	0- 1	0- 0	0- 4				
0- 0	0- 0	0- 0	NEUTRAL	0- 0	0- 0	0- 0				
2- 9	0- 2	0- 0	NON-CONFERENCE	0- 2	0- 1	2- 4				
2- 4	0- 1	0- 0	HOME	0- 1	0- 1	2- 1				
0- 5	0- 1	0- 0	AWAY	0- 1	0- 0	0- 3				
0- 0	0- 0	0- 0	NEUTRAL	0- 0	0- 0	0- 0				
1- 1	0- 0	0- 0	CONFERENCE	0- 0	0- 0	1- 1				
1- 0	0- 0	0- 0	HOME	0- 0	0- 0	1- 0				
0- 1	0- 0	0- 0	AWAY	0- 0	0- 0	0- 1				
0- 0	0- 0	0- 0	NEUTRAL	0- 0	0- 0	0- 0				

RPI 1-25				RPI 26-50				RPI 51-100				RPI 101+ Team's RPI: 308			
RPI	S	Opponent	Score	RPI	S	Opponent	Score	RPI	S	Opponent	Score	RPI	S	Opponent	Score
17	A	Maryland	43 65					57	A	Pittsburgh	46 84	121	H	Cornell	61 79
21	H	George Washington	49 72					93	H	East Carolina	33 82	168	A	Army	44 55
												196	H	Towson	50 63
												201	A	William & Mary	71 72
												263	A	Georgetown	44 71
												267	H	Navy	55 49
												325	A	UMBC	58 81
												341	H	Mt. St. Mary's	56 49
												343	H	Saint Peter's	59 49
LAST 12 Division I GAMES:															
21	H	George Washington	49 72	168	A	Army	44 55								
121	H	Cornell	61 79	267	H	Navy	55 49								
343	H	Saint Peter's	59 49	57	A	Pittsburgh	46 84								
93	H	East Carolina	33 82	17	A	Maryland	43 65								
341	H	Mt. St. Mary's	56 49	263	A	Georgetown	44 71								
196	H	Towson	50 63	325	A	UMBC	58 81								

Non-Div I Games:

Loyola Maryland

Loss, Non-Conf, S Site, H Home A Away N Neutral

Average RPI Win:	287	WON-LOST	WINNING	LAST 10	STRENGTH OF	OPP. STRENGTH	TEAM	ADJ.	CONF.	ADJ CONF.
Average RPI Loss:	151	RECORD	PCT. RANK	GAMES	SCHEDULE	OF SCHEDULE	RPI	RPI	RPI	RPI
DIV. I ONLY	2- 12	322	1- 9	103	310	287	287	7	7	
DIV. I NON-CONF.	2- 9	297	2- 7	136	336	301	301	9	9	
TOTALS	RPI 1-25	RPI 26-50	W-L RECORDS	RPI 51-100	RPI 101-150	RPI 150+				
2- 12	0- 0	0- 1	OVERALL	0- 4	0- 3	2- 4				
2- 4	0- 0	0- 1	HOME	0- 0	0- 2	2- 1				
0- 8	0- 0	0- 0	AWAY	0- 4	0- 1	0- 3				
0- 0	0- 0	0- 0	NEUTRAL	0- 0	0- 0	0- 0				
2- 9	0- 0	0- 1	NON-CONFERENCE	0- 2	0- 2	2- 4				
2- 4	0- 0	0- 1	HOME	0- 0	0- 2	2- 1				
0- 5	0- 0	0- 0	AWAY	0- 2	0- 0	0- 3				
0- 0	0- 0	0- 0	NEUTRAL	0- 0	0- 0	0- 0				
0- 3	0- 0	0- 0	CONFERENCE	0- 2	0- 1	0- 0				
0- 0	0- 0	0- 0	HOME	0- 0	0- 0	0- 0				
0- 3	0- 0	0- 0	AWAY	0- 2	0- 1	0- 0				
0- 0	0- 0	0- 0	NEUTRAL	0- 0	0- 0	0- 0				

RPI 1-25				RPI 26-50				RPI 51-100				RPI 101+				Team's RPI: 287	
RPI	S	Opponent	Score	RPI	S	Opponent	Score	RPI	S	Opponent	Score	RPI	S	Opponent	Score		
				48	H	Washington St.	60 87	54	A	St. Mary's (CA)	71 72	105	H	UC Riverside	55 81		
								56	A	Southern California	54 96	135	A	Pepperdine	91 98		
								66	A	Pacific	69 89	143	H	Hawaii	76 85		
								79	A	Oklahoma St.	65 76	230	H	Cal Poly	79 87		
												269	A	UNLV	76 91		
												280	H	UAB	66 61		
												294	H	Bowling Green	51 48		
												303	A	Seattle	57 62		
												321	A	Northern Ariz.	64 82		
LAST 12 Division I GAMES:																	
135	A	Pepperdine	91 98	54	A	St. Mary's (CA)	71 72										
48	H	Washington St.	60 87	66	A	Pacific	69 89										
143	H	Hawaii	76 85	321	A	Northern Ariz.	64 82										
56	A	Southern California	54 96	294	H	Bowling Green	51 48										
105	H	UC Riverside	55 81	280	H	UAB	66 61										
303	A	Seattle	57 62	230	H	Cal Poly	79 87										

Non-Div I Games:

Loyola Marymount

■ Loss,
■ Non-Conf,
■ S Site,
■ H Home
■ A Away
N Neutral

Maine

Through Games Of Jan. 4, 2015

Average RPI Win:	183	WON-LOST	WINNING	LAST 10	STRENGTH OF	OPP. STRENGTH	TEAM	ADJ.	CONF.	ADJ CONF.
Average RPI Loss:	105	RECORD	PCT. RANK	GAMES	SCHEDULE	OF SCHEDULE	RPI	RPI	RPI	RPI
DIV. I ONLY	8- 5	113	2- 0	131	149	116	116	23	23	
DIV. I NON-CONF.	8- 4	92	2- 0	141	152	91	91	24	24	
TOTALS	RPI 1-25	RPI 26-50	W-L RECORDS	RPI 51-100	RPI 101-150	RPI 150+				
8- 5	0- 1	0- 0	OVERALL	0- 1	2- 2	6- 1				
6- 2	0- 0	0- 0	HOME	0- 1	2- 0	4- 1				
2- 2	0- 0	0- 0	AWAY	0- 0	0- 2	2- 0				
0- 1	0- 1	0- 0	NEUTRAL	0- 0	0- 0	0- 0				
8- 4	0- 1	0- 0	NON-CONFERENCE	0- 0	2- 2	6- 1				
6- 1	0- 0	0- 0	HOME	0- 0	2- 0	4- 1				
2- 2	0- 0	0- 0	AWAY	0- 0	0- 2	2- 0				
0- 1	0- 1	0- 0	NEUTRAL	0- 0	0- 0	0- 0				
0- 1	0- 0	0- 0	CONFERENCE	0- 1	0- 0	0- 0				
0- 1	0- 0	0- 0	HOME	0- 1	0- 0	0- 0				
0- 0	0- 0	0- 0	AWAY	0- 0	0- 0	0- 0				
0- 0	0- 0	0- 0	NEUTRAL	0- 0	0- 0	0- 0				

RPI S	Opponent	Score	RPI S	Opponent	Score	RPI S	Opponent	Score	RPI S	Opponent	Score	Team's RPI: 116
10 N	North Carolina	36 65				90 H	Albany (NY)	43 49	103 H	Boston College	69 64	
									110 H	Dartmouth	53 38	
									113 A	Bryant	52 65	
									149 A	Massachusetts	60 68	
									154 A	Central Conn. St.	72 58	
									161 H	Harvard	65 46	
									163 H	Sacred Heart	58 59	
									201 A	William & Mary	54 51	
									221 H	Northeastern	60 51	
									237 H	Brown	58 53	
									275 H	LIU Brooklyn	65 59	
LAST 12 Division I GAMES:												
90 H	Albany (NY)	43 49	237 H	Brown	58 53							
201 A	William & Mary	54 51	103 H	Boston College	69 64							
10 N	North Carolina	36 65	154 A	Central Conn. St.	72 58							
221 H	Northeastern	60 51	163 H	Sacred Heart	58 59							
110 H	Dartmouth	53 38	149 A	Massachusetts	60 68							
161 H	Harvard	65 46	275 H	LIU Brooklyn	65 59							

Non-Div I Games:

Maine

 Loss,
 Non-Conf,
S Site,
 Home
 Away
N Neutral

Average RPI Win:	288	WON-LOST	WINNING	LAST 10	STRENGTH OF	OPP. STRENGTH	TEAM	ADJ.	CONF.	ADJ CONF.
Average RPI Loss:	168	RECORD	PCT. RANK	GAMES	SCHEDULE	OF SCHEDULE	RPI	RPI	RPI	RPI
DIV. I ONLY	2- 11	319	1- 9	184	331	314	314	24	24	
DIV. I NON-CONF.	1- 8	322	1- 7	85	321	268	268	22	22	
TOTALS	RPI 1-25	RPI 26-50	W-L RECORDS	RPI 51-100	RPI 101-150	RPI 150+				
2- 11	0- 0	0- 0	OVERALL	0- 2	0- 2	2- 7				
1- 6	0- 0	0- 0	HOME	0- 1	0- 0	1- 5				
1- 5	0- 0	0- 0	AWAY	0- 1	0- 2	1- 2				
0- 0	0- 0	0- 0	NEUTRAL	0- 0	0- 0	0- 0				
1- 8	0- 0	0- 0	NON-CONFERENCE	0- 2	0- 2	1- 4				
0- 5	0- 0	0- 0	HOME	0- 1	0- 0	0- 4				
1- 3	0- 0	0- 0	AWAY	0- 1	0- 2	1- 0				
0- 0	0- 0	0- 0	NEUTRAL	0- 0	0- 0	0- 0				
1- 3	0- 0	0- 0	CONFERENCE	0- 0	0- 0	1- 3				
1- 1	0- 0	0- 0	HOME	0- 0	0- 0	1- 1				
0- 2	0- 0	0- 0	AWAY	0- 0	0- 0	0- 2				
0- 0	0- 0	0- 0	NEUTRAL	0- 0	0- 0	0- 0				

RPI S	Opponent	Score	RPI S	Opponent	Score	RPI S	Opponent	Score	RPI S	Opponent	Score	Team's RPI: 314
						68	H American	52 60	130	A Fordham	41 70	
						87	A Ohio	58 82	145	A La Salle	48 61	
									152	H Buffalo	58 68	
									156	H New Hampshire	54 58	
									168	H Army	49 81	
									170	A Niagara	36 64	
									245	A Canisius	44 55	
									245	H Canisius	45 56	
									246	A Holy Cross	66 60	
									287	H Fairleigh Dickinson	54 73	
									329	H Rider	55 52	
LAST 12 Division I GAMES:												
			156	H New Hampshire	54 58		329	H Rider	55 52			
			152	H Buffalo	58 68		245	H Canisius	45 56			
			68	H American	52 60		87	A Ohio	58 82			
			130	A Fordham	41 70		145	A La Salle	48 61			
			170	A Niagara	36 64		168	H Army	49 81			
			245	A Canisius	44 55		246	A Holy Cross	66 60			

Non-Div I Games:

Manhattan

■ Loss,
 ■ Non-Conf,
 S Site,
 ■ Home
 ■ Away
 N Neutral

Average RPI Win:	204	WON-LOST	WINNING	LAST 10	STRENGTH OF	OPP. STRENGTH	TEAM	ADJ.	CONF.	ADJ CONF.
Average RPI Loss:	98	RECORD	PCT. RANK	GAMES	SCHEDULE	OF SCHEDULE	RPI	RPI	RPI	RPI
DIV. I ONLY	7- 5	131	7- 3	150	127	128	128	24	24	
DIV. I NON-CONF.	4- 5	187	4- 5	125	32	153	153	22	22	
TOTALS	RPI 1-25	RPI 26-50	W-L RECORDS	RPI 51-100	RPI 101-150	RPI 150+				
7- 5	0- 1	0- 2	OVERALL	2- 0	0- 0	5- 2				
5- 1	0- 0	0- 1	HOME	2- 0	0- 0	3- 0				
1- 3	0- 1	0- 0	AWAY	0- 0	0- 0	1- 2				
1- 1	0- 0	0- 1	NEUTRAL	0- 0	0- 0	1- 0				
4- 5	0- 1	0- 2	NON-CONFERENCE	2- 0	0- 0	2- 2				
3- 1	0- 0	0- 1	HOME	2- 0	0- 0	1- 0				
0- 3	0- 1	0- 0	AWAY	0- 0	0- 0	0- 2				
1- 1	0- 0	0- 1	NEUTRAL	0- 0	0- 0	1- 0				
3- 0	0- 0	0- 0	CONFERENCE	0- 0	0- 0	3- 0				
2- 0	0- 0	0- 0	HOME	0- 0	0- 0	2- 0				
1- 0	0- 0	0- 0	AWAY	0- 0	0- 0	1- 0				
0- 0	0- 0	0- 0	NEUTRAL	0- 0	0- 0	0- 0				

RPI 1-25				RPI 26-50				RPI 51-100				RPI 101+ Team's RPI: 128			
RPI	S	Opponent	Score	RPI	S	Opponent	Score	RPI	S	Opponent	Score	RPI	S	Opponent	Score
12	A	Baylor	60 90	31	H	St. John's (NY)	48 49	69	H	South Dakota St.	82 64	185	A	Delaware	60 70
				42	N	Stetson	50 57	90	H	Albany (NY)	61 58	186	A	Siena	56 46
												209	H	Monmouth	75 65
												221	A	Northeastern	51 58
												247	N	Utah St.	68 65
												301	H	Boston U.	77 50
												329	H	Rider	60 46
LAST 12 Division I GAMES:															
301	H	Boston U.	77 50	186	A	Siena	56 46	69	H	South Dakota St.	82 64	42	N	Stetson	50 57
90	H	Albany (NY)	61 58	31	H	St. John's (NY)	48 49	221	A	Northeastern	51 58	185	A	Delaware	60 70
329	H	Rider	60 46												
209	H	Monmouth	75 65												
12	A	Baylor	60 90												
247	N	Utah St.	68 65												

Non-Div I Games:

Marist

■ Loss,
 ■ Non-Conf,
 S Site,
 ■ Home
 ■ Away
 N Neutral

Average RPI Win:	204	WON-LOST	WINNING	LAST 10	STRENGTH OF	OPP. STRENGTH	TEAM	ADJ.	CONF.	ADJ CONF.
Average RPI Loss:	120	RECORD	PCT. RANK	GAMES	SCHEDULE	OF SCHEDULE	RPI	RPI	RPI	RPI
DIV. I ONLY	4- 10	263	3- 7	126	88	251	251	8	8	
DIV. I NON-CONF.	4- 7	218	3- 6	101	89	205	205	6	6	
TOTALS	RPI 1-25	RPI 26-50	W-L RECORDS	RPI 51-100	RPI 101-150	RPI 150+				
4- 10	0- 2	1- 0	OVERALL	0- 1	0- 4	3- 3				
4- 4	0- 1	1- 0	HOME	0- 1	0- 1	3- 1				
0- 6	0- 1	0- 0	AWAY	0- 0	0- 3	0- 2				
0- 0	0- 0	0- 0	NEUTRAL	0- 0	0- 0	0- 0				
4- 7	0- 2	1- 0	NON-CONFERENCE	0- 1	0- 2	3- 2				
4- 3	0- 1	1- 0	HOME	0- 1	0- 0	3- 1				
0- 4	0- 1	0- 0	AWAY	0- 0	0- 2	0- 1				
0- 0	0- 0	0- 0	NEUTRAL	0- 0	0- 0	0- 0				
0- 3	0- 0	0- 0	CONFERENCE	0- 0	0- 2	0- 1				
0- 1	0- 0	0- 0	HOME	0- 0	0- 1	0- 0				
0- 2	0- 0	0- 0	AWAY	0- 0	0- 1	0- 1				
0- 0	0- 0	0- 0	NEUTRAL	0- 0	0- 0	0- 0				

RPI 1-25				RPI 26-50				RPI 51-100				RPI 101+ Team's RPI: 251			
RPI	S	Opponent	Score	RPI	S	Opponent	Score	RPI	S	Opponent	Score	RPI	S	Opponent	Score
7	H	Green Bay	66 94	41	H	Vanderbilt	80 67	65	H	South Dakota	65 69	112	A	Auburn	53 79
15	A	Duke	51 83									114	A	Villanova	48 68
												115	H	Xavier	71 74
												122	A	Wisconsin	64 89
												166	A	Wake Forest	77 89
												212	H	Western Ill.	65 57
												220	H	Northern Ky.	68 77
												262	H	Loyola Chicago	86 71
												263	A	Georgetown	76 83
												302	H	Milwaukee	85 80
LAST 12 Division I GAMES:															
115	H	Xavier	71 74	114	A	Villanova	48 68								
212	H	Western Ill.	65 57	263	A	Georgetown	76 83								
41	H	Vanderbilt	80 67	65	H	South Dakota	65 69								
220	H	Northern Ky.	68 77	302	H	Milwaukee	85 80								
122	A	Wisconsin	64 89	15	A	Duke	51 83								
112	A	Auburn	53 79	166	A	Wake Forest	77 89								

Non-Div I Games:

Marquette

Average RPI Win:	252	WON-LOST	WINNING	LAST 10	STRENGTH OF	OPP. STRENGTH	TEAM	ADJ.	CONF.	ADJ CONF.
Average RPI Loss:	113	RECORD	PCT. RANK	GAMES	SCHEDULE	OF SCHEDULE	RPI	RPI	RPI	RPI
DIV. I ONLY	6- 4	122	4- 4	214	251	137	137	17	17	
DIV. I NON-CONF.	6- 3	92	6- 3	280	289	136	136	17	17	
TOTALS	RPI 1-25	RPI 26-50	W-L RECORDS	RPI 51-100	RPI 101-150	RPI 150+				
6- 4	0- 1	0- 0	OVERALL	0- 1	1- 1	5- 1				
2- 1	0- 1	0- 0	HOME	0- 0	0- 0	2- 0				
3- 2	0- 0	0- 0	AWAY	0- 0	1- 1	2- 1				
1- 1	0- 0	0- 0	NEUTRAL	0- 1	0- 0	1- 0				
6- 3	0- 0	0- 0	NON-CONFERENCE	0- 1	1- 1	5- 1				
2- 0	0- 0	0- 0	HOME	0- 0	0- 0	2- 0				
3- 2	0- 0	0- 0	AWAY	0- 0	1- 1	2- 1				
1- 1	0- 0	0- 0	NEUTRAL	0- 1	0- 0	1- 0				
0- 1	0- 1	0- 0	CONFERENCE	0- 0	0- 0	0- 0				
0- 1	0- 1	0- 0	HOME	0- 0	0- 0	0- 0				
0- 0	0- 0	0- 0	AWAY	0- 0	0- 0	0- 0				
0- 0	0- 0	0- 0	NEUTRAL	0- 0	0- 0	0- 0				

RPI	S	Opponent	Score	RPI	S	Opponent	Score	RPI	S	Opponent	Score	RPI	S	Opponent	Score	Team's RPI: 137
20	H	Western Ky.	53 67					71	N	West Virginia	56 69	121	A	Cornell	49 58	
												144	A	Rhode Island	61 45	
												173	N	Fairfield	68 55	
												211	H	Robert Morris	62 46	
												240	A	Eastern Ky.	58 63	
												322	H	UMES	74 57	
												327	A	Coastal Caro.	77 65	
												336	A	Norfolk St.	73 71	
LAST 12 Division I GAMES:																
71	N	West Virginia	56 69	20	H	Western Ky.	53 67	211	H	Robert Morris	62 46	173	N	Fairfield	68 55	
336	A	Norfolk St.	73 71	144	A	Rhode Island	61 45									
240	A	Eastern Ky.	58 63													
327	A	Coastal Caro.	77 65													
121	A	Cornell	49 58													
322	H	UMES	74 57													

Non-Div I Games: Salem Int'l 84 41 Brescia 127 56

Marshall

■ Loss,
■ Non-Conf,
■ S Site,
■ H Home
■ A Away
N Neutral

Maryland

Through Games Of Jan. 4, 2015

Average RPI Win:	148	WON-LOST	WINNING	LAST 10	STRENGTH OF	OPP. STRENGTH	TEAM	ADJ.	CONF.	ADJ CONF.
Average RPI Loss:	25	RECORD	PCT. RANK	GAMES	SCHEDULE	OF SCHEDULE	RPI	RPI	RPI	RPI
DIV. I ONLY	11- 2	23	8- 2	49	12	17	17	1	1	
DIV. I NON-CONF.	9- 2	36	8- 2	100	28	33	33	1	1	
TOTALS	RPI 1-25	RPI 26-50	W-L RECORDS	RPI 51-100	RPI 101-150	RPI 150+				
11- 2	3- 1	2- 1	OVERALL	1- 0	0- 0	5- 0				
7- 0	1- 0	1- 0	HOME	1- 0	0- 0	4- 0				
3- 1	1- 1	1- 0	AWAY	0- 0	0- 0	1- 0				
1- 1	1- 0	0- 1	NEUTRAL	0- 0	0- 0	0- 0				
9- 2	3- 1	0- 1	NON-CONFERENCE	1- 0	0- 0	5- 0				
6- 0	1- 0	0- 0	HOME	1- 0	0- 0	4- 0				
2- 1	1- 1	0- 0	AWAY	0- 0	0- 0	1- 0				
1- 1	1- 0	0- 1	NEUTRAL	0- 0	0- 0	0- 0				
2- 0	0- 0	2- 0	CONFERENCE	0- 0	0- 0	0- 0				
1- 0	0- 0	1- 0	HOME	0- 0	0- 0	0- 0				
1- 0	0- 0	1- 0	AWAY	0- 0	0- 0	0- 0				
0- 0	0- 0	0- 0	NEUTRAL	0- 0	0- 0	0- 0				

RPI S	Opponent	Score	RPI S	Opponent	Score	RPI S	Opponent	Score	RPI S	Opponent	Score
1	A Notre Dame	72 92	27	A Nebraska	75 47	68	H American	94 50	196	H Towson	81 52
16	N James Madison	80 64	28	H Ohio St.	87 78				293	H Wagner	97 24
19	H South Fla.	85 67	48	N Washington St.	64 70				308	H Loyola Maryland	65 43
21	A George Washington	75 65							309	A Coppin St.	110 51
									341	H Mt. St. Mary's	109 45
LAST 12 Division I GAMES:											
196	H Towson	81 52	27	A Nebraska	75 47						
1	A Notre Dame	72 92	28	H Ohio St.	87 78						
48	N Washington St.	64 70	309	A Coppin St.	110 51						
16	N James Madison	80 64	68	H American	94 50						
308	H Loyola Maryland	65 43	19	H South Fla.	85 67						
21	A George Washington	75 65	293	H Wagner	97 24						

Non-Div I Games:

Maryland

Loss, Non-Conf, S Site, H Home A Away N Neutral

Massachusetts

Through Games Of Jan. 4, 2015

Average RPI Win:	206	WON-LOST	WINNING	LAST 10	STRENGTH OF	OPP. STRENGTH	TEAM	ADJ.	CONF.	ADJ CONF.
Average RPI Loss:	110	RECORD	PCT. RANK	GAMES	SCHEDULE	OF SCHEDULE	RPI	RPI	RPI	RPI
DIV. I ONLY	6- 7	183	5- 5	133	159	149	149	6	6	
DIV. I NON-CONF.	6- 6	157	6- 5	166	133	152	152	7	7	
TOTALS	RPI 1-25	RPI 26-50	W-L RECORDS	RPI 51-100	RPI 101-150	RPI 150+				
6- 7	0- 0	0- 1	OVERALL	1- 3	1- 1	4- 2				
4- 1	0- 0	0- 0	HOME	1- 0	1- 0	2- 1				
2- 4	0- 0	0- 0	AWAY	0- 2	0- 1	2- 1				
0- 2	0- 0	0- 1	NEUTRAL	0- 1	0- 0	0- 0				
6- 6	0- 0	0- 1	NON-CONFERENCE	1- 2	1- 1	4- 2				
4- 1	0- 0	0- 0	HOME	1- 0	1- 0	2- 1				
2- 3	0- 0	0- 0	AWAY	0- 1	0- 1	2- 1				
0- 2	0- 0	0- 1	NEUTRAL	0- 1	0- 0	0- 0				
0- 1	0- 0	0- 0	CONFERENCE	0- 1	0- 0	0- 0				
0- 0	0- 0	0- 0	HOME	0- 0	0- 0	0- 0				
0- 1	0- 0	0- 0	AWAY	0- 1	0- 0	0- 0				
0- 0	0- 0	0- 0	NEUTRAL	0- 0	0- 0	0- 0				

RPI S	Opponent	Score	RPI S	Opponent	Score	RPI S	Opponent	Score	RPI S	Opponent	Score	Team's RPI: 149
30 N	Florida St.	47 73	68 H	American	71 61	104 A	Central Mich.	70 72	116 H	Maine	68 60	
			82 A	Western Mich.	41 63	161 H	Harvard	62 75	169 H	UCF	67 62	
			87 N	Ohio	52 59	217 A	Georgia St.	66 71	246 H	Holy Cross	72 61	
			89 A	St. Bonaventure	53 65	301 A	Boston U.	78 57	338 A	North Texas	56 46	
LAST 12 Division I GAMES:												
246 H	Holy Cross	72 61	89 A	St. Bonaventure	53 65	301 A	Boston U.	78 57	116 H	Maine	68 60	
68 H	American	71 61	87 N	Ohio	52 59	217 A	Georgia St.	66 71	338 A	North Texas	56 46	
161 H	Harvard	62 75	104 A	Central Mich.	70 72							
169 H	UCF	67 62										
30 N	Florida St.	47 73										
338 A	North Texas	56 46										

Non-Div I Games:

Massachusetts

■ Loss,
 ■ Non-Conf,
 ■ S Site,
 ■ H Home
 ■ A Away
 N Neutral

Average RPI Win:	223	WON-LOST	WINNING	LAST 10	STRENGTH OF	OPP. STRENGTH	TEAM	ADJ.	CONF.	ADJ CONF.
Average RPI Loss:	126	RECORD	PCT. RANK	GAMES	SCHEDULE	OF SCHEDULE	RPI	RPI	RPI	RPI
DIV. I ONLY	3- 5	225	3- 4	57	235	179	179	29	29	
DIV. I NON-CONF.	2- 5	260	2- 5	53	198	199	199	29	29	
TOTALS	RPI 1-25	RPI 26-50	W-L RECORDS	RPI 51-100	RPI 101-150	RPI 150+				
3- 5	0- 1	0- 2	OVERALL	0- 0	0- 0	3- 2				
3- 1	0- 0	0- 1	HOME	0- 0	0- 0	3- 0				
0- 4	0- 1	0- 1	AWAY	0- 0	0- 0	0- 2				
0- 0	0- 0	0- 0	NEUTRAL	0- 0	0- 0	0- 0				
2- 5	0- 1	0- 2	NON-CONFERENCE	0- 0	0- 0	2- 2				
2- 1	0- 0	0- 1	HOME	0- 0	0- 0	2- 0				
0- 4	0- 1	0- 1	AWAY	0- 0	0- 0	0- 2				
0- 0	0- 0	0- 0	NEUTRAL	0- 0	0- 0	0- 0				
1- 0	0- 0	0- 0	CONFERENCE	0- 0	0- 0	1- 0				
1- 0	0- 0	0- 0	HOME	0- 0	0- 0	1- 0				
0- 0	0- 0	0- 0	AWAY	0- 0	0- 0	0- 0				
0- 0	0- 0	0- 0	NEUTRAL	0- 0	0- 0	0- 0				

RPI 1-25				RPI 26-50				RPI 51-100				RPI 101+ Team's RPI: 179			
RPI	S	Opponent	Score	RPI	S	Opponent	Score	RPI	S	Opponent	Score	RPI	S	Opponent	Score
11	A	Texas	59 76	36	A	Texas A&M	27 93					151	H	Southern Miss.	57 55
				50	H	Tulane	55 75					239	A	Rice	55 57
												258	H	Stephen F. Austin	73 67
												260	H	Texas Southern	74 70
												292	A	La.-Monroe	63 66
LAST 12 Division I GAMES:															
292	A	La.-Monroe	63 66	258	H	Stephen F. Austin	73 67								
36	A	Texas A&M	27 93	260	H	Texas Southern	74 70								
151	H	Southern Miss.	57 55	239	A	Rice	55 57								
50	H	Tulane	55 75	11	A	Texas	59 76								

Non-Div I Games: Centenary (LA) 86 35 LSU-Alexandria 79 70 Wiley 67 66 Louisiana Col. 83 61
McNeese St.

Average RPI Win:	203	WON-LOST	WINNING	LAST 10	STRENGTH OF	OPP. STRENGTH	TEAM	ADJ.	CONF.	ADJ CONF.
Average RPI Loss:	66	RECORD	PCT. RANK	GAMES	SCHEDULE	OF SCHEDULE	RPI	RPI	RPI	RPI
DIV. I ONLY	7- 7	161	5- 5	106	44	142	142	9	9	
DIV. I NON-CONF.	6- 5	145	4- 5	147	42	138	138	8	8	
TOTALS	RPI 1-25	RPI 26-50	W-L RECORDS	RPI 51-100	RPI 101-150	RPI 150+				
7- 7	0- 3	0- 1	OVERALL	1- 1	1- 1	5- 1				
6- 3	0- 1	0- 1	HOME	1- 0	1- 0	4- 1				
1- 4	0- 2	0- 0	AWAY	0- 1	0- 1	1- 0				
0- 0	0- 0	0- 0	NEUTRAL	0- 0	0- 0	0- 0				
6- 5	0- 2	0- 1	NON-CONFERENCE	0- 1	1- 1	5- 0				
5- 2	0- 1	0- 1	HOME	0- 0	1- 0	4- 0				
1- 3	0- 1	0- 0	AWAY	0- 1	0- 1	1- 0				
0- 0	0- 0	0- 0	NEUTRAL	0- 0	0- 0	0- 0				
1- 2	0- 1	0- 0	CONFERENCE	1- 0	0- 0	0- 1				
1- 1	0- 0	0- 0	HOME	1- 0	0- 0	0- 1				
0- 1	0- 1	0- 0	AWAY	0- 0	0- 0	0- 0				
0- 0	0- 0	0- 0	NEUTRAL	0- 0	0- 0	0- 0				

RPI	S	Opponent	Score	RPI	S	Opponent	Score	RPI	S	Opponent	Score	RPI	S	Opponent	Score	Team's RPI: 142
18	H	Minnesota	62 68	40	H	UALR	59 66	62	A	Illinois	58 60	104	H	Central Mich.	62 61	
19	A	South Fla.	39 72					93	H	East Carolina	60 57	125	A	Southern Ill.	75 82	
21	A	George Washington	44 63									174	H	Temple	57 58	
												190	H	Missouri St.	79 63	
												207	H	Samford	64 48	
												250	H	Austin Peay	65 60	
												263	A	Georgetown	63 46	
												312	H	Mississippi Val.	62 39	
LAST 12 Division I GAMES:																
93	H	East Carolina	60 57	174	H	Temple	57 58									
19	A	South Fla.	39 72	312	H	Mississippi Val.	62 39									
40	H	UALR	59 66	21	A	George Washington	44 63									
125	A	Southern Ill.	75 82	263	A	Georgetown	63 46									
18	H	Minnesota	62 68	104	H	Central Mich.	62 61									
62	A	Illinois	58 60	250	H	Austin Peay	65 60									

Non-Div I Games:

Memphis

■ Loss,
 ■ Non-Conf, S Site,
 ■ Home
 ■ Away
 N Neutral

Mercer

Through Games Of Jan. 4, 2015

Average RPI Win:	250	WON-LOST	WINNING	LAST 10	STRENGTH OF	OPP. STRENGTH	TEAM	ADJ.	CONF.	ADJ CONF.
Average RPI Loss:	120	RECORD	PCT. RANK	GAMES	SCHEDULE	OF SCHEDULE	RPI	RPI	RPI	RPI
DIV. I ONLY	7- 8	180	3- 7	172	254	182	182	20	20	
DIV. I NON-CONF.	7- 8	173	5- 7	174	258	182	182	21	21	
TOTALS	RPI 1-25	RPI 26-50	W-L RECORDS	RPI 51-100	RPI 101-150	RPI 150+				
7- 8	0- 0	0- 2	OVERALL	0- 1	1- 2	6- 3				
4- 3	0- 0	0- 1	HOME	0- 1	0- 0	4- 1				
3- 5	0- 0	0- 1	AWAY	0- 0	1- 2	2- 2				
0- 0	0- 0	0- 0	NEUTRAL	0- 0	0- 0	0- 0				
7- 8	0- 0	0- 2	NON-CONFERENCE	0- 1	1- 2	6- 3				
4- 3	0- 0	0- 1	HOME	0- 1	0- 0	4- 1				
3- 5	0- 0	0- 1	AWAY	0- 0	1- 2	2- 2				
0- 0	0- 0	0- 0	NEUTRAL	0- 0	0- 0	0- 0				
0- 0	0- 0	0- 0	CONFERENCE	0- 0	0- 0	0- 0				
0- 0	0- 0	0- 0	HOME	0- 0	0- 0	0- 0				
0- 0	0- 0	0- 0	AWAY	0- 0	0- 0	0- 0				
0- 0	0- 0	0- 0	NEUTRAL	0- 0	0- 0	0- 0				

RPI 1-25				RPI 26-50				RPI 51-100				RPI 101+				Team's RPI: 182	
RPI	S	Opponent	Score	RPI	S	Opponent	Score	RPI	S	Opponent	Score	RPI	S	Opponent	Score		
				32	A	Mississippi St.	66 97	92	H	Kennesaw St.	56 76	119	A	Jacksonville St.	66 67		
				44	H	Georgia	49 68					125	A	Southern Ill.	52 67		
												148	A	Alabama	46 39		
												157	A	North Florida	55 57		
												172	H	Belmont	83 86		
												180	A	Saint Louis	80 75		
												219	A	Col. of Charleston	59 72		
												240	H	Eastern Ky.	69 64		
												274	H	Jackson St.	80 48		
												279	A	Ga. Southern	84 61		
												306	H	Florida A&M	61 47		
												320	H	Tennessee Tech	73 67		
LAST 12 Division I GAMES:																	
				306	H	Florida A&M	61 47					119	A	Jacksonville St.	66 67		
				157	A	North Florida	55 57					219	A	Col. of Charleston	59 72		
				44	H	Georgia	49 68					172	H	Belmont	83 86		
				125	A	Southern Ill.	52 67					92	H	Kennesaw St.	56 76		
				180	A	Saint Louis	80 75					148	A	Alabama	46 39		
				320	H	Tennessee Tech	73 67					279	A	Ga. Southern	84 61		

Non-Div I Games:

Mercer

■ Loss,
 ■ Non-Conf,
 S Site,
 ■ Home
 ■ Away
 N Neutral

Average RPI Win:	208	WON-LOST	WINNING	LAST 10	STRENGTH OF	OPP. STRENGTH	TEAM	ADJ.	CONF.	ADJ CONF.
Average RPI Loss:	27	RECORD	PCT. RANK	GAMES	SCHEDULE	OF SCHEDULE	RPI	RPI	RPI	RPI
DIV. I ONLY	11- 3	42	9- 1	260	31	101	101	2	2	
DIV. I NON-CONF.	10- 3	54	9- 2	269	36	122	122	2	2	
TOTALS	RPI 1-25	RPI 26-50	W-L RECORDS	RPI 51-100	RPI 101-150	RPI 150+				
11- 3	0- 1	0- 2	OVERALL	1- 0	2- 0	8- 0				
10- 1	0- 1	0- 0	HOME	0- 0	2- 0	8- 0				
0- 2	0- 0	0- 2	AWAY	0- 0	0- 0	0- 0				
1- 0	0- 0	0- 0	NEUTRAL	1- 0	0- 0	0- 0				
10- 3	0- 1	0- 2	NON-CONFERENCE	1- 0	1- 0	8- 0				
9- 1	0- 1	0- 0	HOME	0- 0	1- 0	8- 0				
0- 2	0- 0	0- 2	AWAY	0- 0	0- 0	0- 0				
1- 0	0- 0	0- 0	NEUTRAL	1- 0	0- 0	0- 0				
1- 0	0- 0	0- 0	CONFERENCE	0- 0	1- 0	0- 0				
1- 0	0- 0	0- 0	HOME	0- 0	1- 0	0- 0				
0- 0	0- 0	0- 0	AWAY	0- 0	0- 0	0- 0				
0- 0	0- 0	0- 0	NEUTRAL	0- 0	0- 0	0- 0				

RPI 1-25				RPI 26-50				RPI 51-100				RPI 101+ Team's RPI: 101			
RPI	S	Opponent	Score	RPI	S	Opponent	Score	RPI	S	Opponent	Score	RPI	S	Opponent	Score
4	H	Arizona St.	61 65	26	A	Middle Tenn.	48 53	59	N	UCLA	74 67	103	H	Boston College	74 53
				50	A	Tulane	65 70					122	H	Wisconsin	66 54
												157	H	North Florida	81 53
												159	H	LSU	76 71
												232	H	Oakland	66 53
												244	H	Tulsa	69 57
												281	H	Jacksonville	65 36
												306	H	Florida A&M	83 47
												309	H	Coppin St.	70 54
												317	H	Illinois St.	95 44
LAST 12 Division I GAMES:															
103	H	Boston College	74 53	306	H	Florida A&M	83 47								
159	H	LSU	76 71	50	A	Tulane	65 70								
244	H	Tulsa	69 57	59	N	UCLA	74 67								
317	H	Illinois St.	95 44	309	H	Coppin St.	70 54								
4	H	Arizona St.	61 65	281	H	Jacksonville	65 36								
157	H	North Florida	81 53	122	H	Wisconsin	66 54								

Non-Div I Games:

Miami (FL)

■ Loss,
■ Non-Conf, S Site,
■ Home
■ Away
N Neutral

Average RPI Win:	236	WON-LOST	WINNING	LAST 10	STRENGTH OF	OPP. STRENGTH	TEAM	ADJ.	CONF.	ADJ CONF.
Average RPI Loss:	125	RECORD	PCT. RANK	GAMES	SCHEDULE	OF SCHEDULE	RPI	RPI	RPI	RPI
DIV. I ONLY	2- 9	306	2- 8	158	125	276	276	16	16	
DIV. I NON-CONF.	2- 8	294	2- 8	172	142	283	283	16	16	
TOTALS	RPI 1-25	RPI 26-50	W-L RECORDS	RPI 51-100	RPI 101-150	RPI 150+				
2- 9	0- 0	0- 1	OVERALL	0- 4	0- 1	2- 3				
1- 2	0- 0	0- 0	HOME	0- 0	0- 1	1- 1				
0- 4	0- 0	0- 0	AWAY	0- 2	0- 0	0- 2				
1- 3	0- 0	0- 1	NEUTRAL	0- 2	0- 0	1- 0				
2- 8	0- 0	0- 1	NON-CONFERENCE	0- 3	0- 1	2- 3				
1- 2	0- 0	0- 0	HOME	0- 0	0- 1	1- 1				
0- 3	0- 0	0- 0	AWAY	0- 1	0- 0	0- 2				
1- 3	0- 0	0- 1	NEUTRAL	0- 2	0- 0	1- 0				
0- 1	0- 0	0- 0	CONFERENCE	0- 1	0- 0	0- 0				
0- 0	0- 0	0- 0	HOME	0- 0	0- 0	0- 0				
0- 1	0- 0	0- 0	AWAY	0- 1	0- 0	0- 0				
0- 0	0- 0	0- 0	NEUTRAL	0- 0	0- 0	0- 0				

RPI 1-25				RPI 26-50				RPI 51-100				RPI 101+				Team's RPI: 276	
RPI	S	Opponent	Score	RPI	S	Opponent	Score	RPI	S	Opponent	Score	RPI	S	Opponent	Score		
				32	N	Mississippi St.	42 68	73	A	Toledo	53 63	132	H	Ill.-Chicago	69 72		
								75	N	Drexel	54 71	192	A	Evansville	41 51		
								88	A	Michigan St.	39 85	199	H	UT Martin	57 90		
								99	N	Old Dominion	63 69	232	A	Oakland	51 65		
												234	H	Valparaiso	82 59		
												238	N	Davidson	59 58		
LAST 12 Division I GAMES:																	
				73	A	Toledo	53 63	75	N	Drexel	54 71						
				238	N	Davidson	59 58	32	N	Mississippi St.	42 68						
				88	A	Michigan St.	39 85	99	N	Old Dominion	63 69						
				232	A	Oakland	51 65	199	H	UT Martin	57 90						
				132	H	Ill.-Chicago	69 72	192	A	Evansville	41 51						
								234	H	Valparaiso	82 59						

Non-Div I Games: Cincinnati Christia75 53

Miami (OH)

■ Loss,
 ■ Non-Conf,
 ■ S Site,
 ■ H Home
 ■ A Away
 N Neutral

Average RPI Win:	165	WON-LOST	WINNING	LAST 10	STRENGTH OF	OPP. STRENGTH	TEAM	ADJ.	CONF.	ADJ CONF.
Average RPI Loss:	51	RECORD	PCT. RANK	GAMES	SCHEDULE	OF SCHEDULE	RPI	RPI	RPI	RPI
DIV. I ONLY	10- 4	66	7- 3	34	71	46	46	1	1	
DIV. I NON-CONF.	8- 3	71	6- 3	12	130	30	30	1	1	
TOTALS	RPI 1-25	RPI 26-50	W-L RECORDS	RPI 51-100	RPI 101-150	RPI 150+				
10- 4	0- 2	1- 0	OVERALL	2- 1	1- 1	6- 0				
8- 1	0- 1	0- 0	HOME	2- 0	1- 0	5- 0				
0- 3	0- 1	0- 0	AWAY	0- 1	0- 1	0- 0				
2- 0	0- 0	1- 0	NEUTRAL	0- 0	0- 0	1- 0				
8- 3	0- 2	1- 0	NON-CONFERENCE	1- 1	1- 0	5- 0				
6- 1	0- 1	0- 0	HOME	1- 0	1- 0	4- 0				
0- 2	0- 1	0- 0	AWAY	0- 1	0- 0	0- 0				
2- 0	0- 0	1- 0	NEUTRAL	0- 0	0- 0	1- 0				
2- 1	0- 0	0- 0	CONFERENCE	1- 0	0- 1	1- 0				
2- 0	0- 0	0- 0	HOME	1- 0	0- 0	1- 0				
0- 1	0- 0	0- 0	AWAY	0- 0	0- 1	0- 0				
0- 0	0- 0	0- 0	NEUTRAL	0- 0	0- 0	0- 0				

RPI 1-25				RPI 26-50				RPI 51-100				RPI 101+			
RPI	S	Opponent	Score	RPI	S	Opponent	Score	RPI	S	Opponent	Score	RPI	S	Opponent	Score
1	A	Notre Dame	50 70	48	N	Washington St.	76 64	57	A	Pittsburgh	64 85	122	A	Wisconsin	53 63
23	H	Princeton	55 85					82	H	Western Mich.	74 47	147	H	Bucknell	68 61
								88	H	Michigan St.	74 65	166	H	Wake Forest	83 69
												175	N	San Diego St.	70 50
												206	H	Eastern Mich.	81 52
												235	H	Penn St.	89 53
												245	H	Canisius	79 43
												257	H	Detroit	76 57
LAST 12 Division I GAMES:															
88	H	Michigan St.	74 65	206	H	Eastern Mich.	81 52								
235	H	Penn St.	89 53	245	H	Canisius	79 43								
122	A	Wisconsin	53 63	1	A	Notre Dame	50 70								
48	N	Washington St.	76 64	23	H	Princeton	55 85								
82	H	Western Mich.	74 47	166	H	Wake Forest	83 69								
57	A	Pittsburgh	64 85	175	N	San Diego St.	70 50								

Non-Div I Games:

Michigan

■ Loss,
 ■ Non-Conf,
 S Site,
 ■ Home
 ■ Away
 N Neutral

Average RPI Win:	218	WON-LOST	WINNING	LAST 10	STRENGTH OF	OPP. STRENGTH	TEAM	ADJ.	CONF.	ADJ CONF.
Average RPI Loss:	42	RECORD	PCT. RANK	GAMES	SCHEDULE	OF SCHEDULE	RPI	RPI	RPI	RPI
DIV. I ONLY	8- 6	139	5- 5	39	101	88	88	1	1	
DIV. I NON-CONF.	8- 3	71	7- 2	112	104	72	72	1	1	
TOTALS	RPI 1-25	RPI 26-50	W-L RECORDS	RPI 51-100	RPI 101-150	RPI 150+				
8- 6	0- 2	0- 3	OVERALL	2- 0	0- 1	6- 0				
6- 2	0- 1	0- 1	HOME	1- 0	0- 0	5- 0				
1- 3	0- 0	0- 2	AWAY	0- 0	0- 1	1- 0				
1- 1	0- 1	0- 0	NEUTRAL	1- 0	0- 0	0- 0				
8- 3	0- 2	0- 1	NON-CONFERENCE	2- 0	0- 0	6- 0				
6- 1	0- 1	0- 0	HOME	1- 0	0- 0	5- 0				
1- 1	0- 0	0- 1	AWAY	0- 0	0- 0	1- 0				
1- 1	0- 1	0- 0	NEUTRAL	1- 0	0- 0	0- 0				
0- 3	0- 0	0- 2	CONFERENCE	0- 0	0- 1	0- 0				
0- 1	0- 0	0- 1	HOME	0- 0	0- 0	0- 0				
0- 2	0- 0	0- 1	AWAY	0- 0	0- 1	0- 0				
0- 0	0- 0	0- 0	NEUTRAL	0- 0	0- 0	0- 0				

RPI 1-25				RPI 26-50				RPI 51-100 Team's RPI: 88				RPI 101+			
RPI	S	Opponent	Score	RPI	S	Opponent	Score	RPI	S	Opponent	Score	RPI	S	Opponent	Score
1	H	Notre Dame	63 71	39	H	Northwestern	57 61	64	N	Syracuse	89 76	108	A	Indiana	51 70
12	N	Baylor	65 84	44	A	Georgia	60 69	94	H	Georgia Tech	79 73	206	H	Eastern Mich.	69 61
				46	A	Michigan	65 74					232	H	Oakland	79 64
												262	A	Loyola Chicago	90 38
												264	H	IUPUI	64 45
												276	H	Miami (OH)	85 39
												342	H	Alcorn	77 41
LAST 12 Division I GAMES:															
46	A	Michigan	65 74	64	N	Syracuse	89 76								
108	A	Indiana	51 70	12	N	Baylor	65 84								
39	H	Northwestern	57 61	342	H	Alcorn	77 41								
276	H	Miami (OH)	85 39	262	A	Loyola Chicago	90 38								
232	H	Oakland	79 64	44	A	Georgia	60 69								
264	H	IUPUI	64 45	94	H	Georgia Tech	79 73								

Non-Div I Games:

Michigan St.

Middle Tenn.

Through Games Of Jan. 4, 2015

Average RPI Win:	170	WON-LOST	WINNING	LAST 10	STRENGTH OF	OPP. STRENGTH	TEAM	ADJ.	CONF.	ADJ CONF.
Average RPI Loss:	35	RECORD	PCT. RANK	GAMES	SCHEDULE	OF SCHEDULE	RPI	RPI	RPI	RPI
DIV. I ONLY	7- 4	108	7- 3	7	150	26	26	17	17	
DIV. I NON-CONF.	6- 4	130	6- 4	4	87	23	23	17	17	
TOTALS	RPI 1-25	RPI 26-50	W-L RECORDS	RPI 51-100	RPI 101-150	RPI 150+				
7- 4	0- 2	0- 0	OVERALL	1- 2	3- 0	3- 0				
4- 1	0- 0	0- 0	HOME	1- 1	2- 0	1- 0				
3- 3	0- 2	0- 0	AWAY	0- 1	1- 0	2- 0				
0- 0	0- 0	0- 0	NEUTRAL	0- 0	0- 0	0- 0				
6- 4	0- 2	0- 0	NON-CONFERENCE	1- 2	3- 0	2- 0				
4- 1	0- 0	0- 0	HOME	1- 1	2- 0	1- 0				
2- 3	0- 2	0- 0	AWAY	0- 1	1- 0	1- 0				
0- 0	0- 0	0- 0	NEUTRAL	0- 0	0- 0	0- 0				
1- 0	0- 0	0- 0	CONFERENCE	0- 0	0- 0	1- 0				
0- 0	0- 0	0- 0	HOME	0- 0	0- 0	0- 0				
1- 0	0- 0	0- 0	AWAY	0- 0	0- 0	1- 0				
0- 0	0- 0	0- 0	NEUTRAL	0- 0	0- 0	0- 0				

RPI 1-25				RPI 26-50		Team's RPI: 26		RPI 51-100				RPI 101+			
RPI	S	Opponent	Score	RPI	S	Opponent	Score	RPI	S	Opponent	Score	RPI	S	Opponent	Score
3	A	Kentucky	62 78					63	H	Arkansas	51 58	101	H	Miami (FL)	53 48
4	A	Arizona St.	67 81					69	A	South Dakota St.	61 65	115	H	Xavier	90 68
								86	H	Clemson	69 28	117	A	Ole Miss	71 65
												169	H	UCF	79 57
												280	A	UAB	76 68
												320	A	Tennessee Tech	98 76
LAST 12 Division I GAMES:															
280	A	UAB	76 68	69	A	South Dakota St.	61 65	3	A	Kentucky	62 78	115	H	Xavier	90 68
320	A	Tennessee Tech	98 76	117	A	Ole Miss	71 65	86	H	Clemson	69 28	169	H	UCF	79 57
169	H	UCF	79 57	101	H	Miami (FL)	53 48	63	H	Arkansas	51 58	280	A	UAB	76 68
101	H	Miami (FL)	53 48	4	A	Arizona St.	67 81					320	A	Tennessee Tech	98 76

Non-Div I Games:

Middle Tenn.

■ Loss,
 ■ Non-Conf, S Site,
 ■ Home
 ■ Away
 N Neutral

Average RPI Win:	308	WON-LOST	WINNING	LAST 10	STRENGTH OF	OPP. STRENGTH	TEAM	ADJ.	CONF.	ADJ CONF.
Average RPI Loss:	213	RECORD	PCT. RANK	GAMES	SCHEDULE	OF SCHEDULE	RPI	RPI	RPI	RPI
DIV. I ONLY	4- 8	241	3- 7	309	344	302	302	13	13	
DIV. I NON-CONF.	4- 8	233	4- 8	308	341	303	303	13	13	
TOTALS	RPI 1-25	RPI 26-50	W-L RECORDS	RPI 51-100	RPI 101-150	RPI 150+				
4- 8	0- 0	0- 0	OVERALL	0- 1	0- 2	4- 5				
2- 3	0- 0	0- 0	HOME	0- 0	0- 1	2- 2				
2- 5	0- 0	0- 0	AWAY	0- 1	0- 1	2- 3				
0- 0	0- 0	0- 0	NEUTRAL	0- 0	0- 0	0- 0				
4- 8	0- 0	0- 0	NON-CONFERENCE	0- 1	0- 2	4- 5				
2- 3	0- 0	0- 0	HOME	0- 0	0- 1	2- 2				
2- 5	0- 0	0- 0	AWAY	0- 1	0- 1	2- 3				
0- 0	0- 0	0- 0	NEUTRAL	0- 0	0- 0	0- 0				
0- 0	0- 0	0- 0	CONFERENCE	0- 0	0- 0	0- 0				
0- 0	0- 0	0- 0	HOME	0- 0	0- 0	0- 0				
0- 0	0- 0	0- 0	AWAY	0- 0	0- 0	0- 0				
0- 0	0- 0	0- 0	NEUTRAL	0- 0	0- 0	0- 0				

RPI S	Opponent	Score	RPI S	Opponent	Score	RPI S	Opponent	Score	RPI S	Opponent	Score	Team's RPI: 302
						83	A North Dakota	76 83	108	H Indiana	56 82	
									133	A Missouri	55 68	
									212	A Western Ill.	59 79	
									251	A Marquette	80 85	
									256	A North Dakota St.	77 73	
									294	H Bowling Green	50 60	
									297	H Eastern Ill.	72 63	
									298	A IPFW	72 78	
									323	H Omaha	61 64	
									331	H Chicago St.	69 47	
									346	A UMKC	72 60	
LAST 12 Division I GAMES:												
212	A Western Ill.	59 79	297	H Eastern Ill.	72 63							
298	A IPFW	72 78	323	H Omaha	61 64							
331	H Chicago St.	69 47	346	A UMKC	72 60							
108	H Indiana	56 82	133	A Missouri	55 68							
83	A North Dakota	76 83	251	A Marquette	80 85							
256	A North Dakota St.	77 73	294	H Bowling Green	50 60							

Non-Div I Games:

Milwaukee

■ Loss,
■ Non-Conf, S Site,
■ Home
■ Away
N Neutral

Average RPI Win:	127	WON-LOST	WINNING	LAST 10	STRENGTH OF	OPP. STRENGTH	TEAM	ADJ.	CONF.	ADJ CONF.
Average RPI Loss:	41	RECORD	PCT. RANK	GAMES	SCHEDULE	OF SCHEDULE	RPI	RPI	RPI	RPI
DIV. I ONLY	14- 1	5	10- 0	112	5	18	18	1	1	
DIV. I NON-CONF.	11- 1	11	8- 1	157	16	31	31	1	1	
TOTALS	RPI 1-25	RPI 26-50	W-L RECORDS	RPI 51-100	RPI 101-150	RPI 150+				
14- 1	0- 0	2- 1	OVERALL	4- 0	4- 0	4- 0				
7- 0	0- 0	1- 0	HOME	1- 0	2- 0	3- 0				
5- 0	0- 0	1- 0	AWAY	2- 0	2- 0	0- 0				
2- 1	0- 0	0- 1	NEUTRAL	1- 0	0- 0	1- 0				
11- 1	0- 0	0- 1	NON-CONFERENCE	4- 0	3- 0	4- 0				
6- 0	0- 0	0- 0	HOME	1- 0	2- 0	3- 0				
3- 0	0- 0	0- 0	AWAY	2- 0	1- 0	0- 0				
2- 1	0- 0	0- 1	NEUTRAL	1- 0	0- 0	1- 0				
3- 0	0- 0	2- 0	CONFERENCE	0- 0	1- 0	0- 0				
1- 0	0- 0	1- 0	HOME	0- 0	0- 0	0- 0				
2- 0	0- 0	1- 0	AWAY	0- 0	1- 0	0- 0				
0- 0	0- 0	0- 0	NEUTRAL	0- 0	0- 0	0- 0				

RPI 1-25			Team's RPI: 18		RPI 26-50			RPI 51-100			RPI 101+				
RPI	S	Opponent	Score	RPI	S	Opponent	Score	RPI	S	Opponent	Score	RPI	S	Opponent	Score
				27	H	Nebraska	72 69	74	A	North Carolina St.	60 55	104	H	Central Mich.	67 64
				38	A	Purdue	81 68	83	A	North Dakota	68 55	122	A	Wisconsin	72 60
				41	N	Vanderbilt	54 71	94	N	Georgia Tech	72 69	127	H	Cleveland St.	93 76
								100	H	Liberty	74 60	142	A	Memphis	68 62
												162	H	Butler	88 86
												219	N	Col. of Charleston	74 50
												222	H	Southeastern La.	109 60
												266	H	Southern U.	107 62
LAST 12 Division I GAMES:															
				122	A	Wisconsin	72 60	100	H	Liberty	74 60				
				38	A	Purdue	81 68	83	A	North Dakota	68 55				
				27	H	Nebraska	72 69	162	H	Butler	88 86				
				104	H	Central Mich.	67 64	74	A	North Carolina St.	60 55				
				41	N	Vanderbilt	54 71	94	N	Georgia Tech	72 69				
				266	H	Southern U.	107 62	219	N	Col. of Charleston	74 50				

Non-Div I Games:

Minnesota

Mississippi St.

Through Games Of Jan. 4, 2015

Average RPI Win:	180	WON-LOST	WINNING	LAST 10	STRENGTH OF	OPP. STRENGTH	TEAM	ADJ.	CONF.	ADJ CONF.
Average RPI Loss:	0	RECORD	PCT. RANK	GAMES	SCHEDULE	OF SCHEDULE	RPI	RPI	RPI	RPI
DIV. I ONLY	17- 0	1	10- 0	169	132	32	32	5	5	
DIV. I NON-CONF.	15- 0	1	10- 0	238	126	43	43	5	5	
TOTALS	RPI 1-25	RPI 26-50	W-L RECORDS	RPI 51-100	RPI 101-150	RPI 150+				
17- 0	1- 0	1- 0	OVERALL	2- 0	2- 0	11- 0				
11- 0	1- 0	1- 0	HOME	2- 0	0- 0	7- 0				
4- 0	0- 0	0- 0	AWAY	0- 0	1- 0	3- 0				
2- 0	0- 0	0- 0	NEUTRAL	0- 0	1- 0	1- 0				
15- 0	1- 0	0- 0	NON-CONFERENCE	2- 0	1- 0	11- 0				
10- 0	1- 0	0- 0	HOME	2- 0	0- 0	7- 0				
3- 0	0- 0	0- 0	AWAY	0- 0	0- 0	3- 0				
2- 0	0- 0	0- 0	NEUTRAL	0- 0	1- 0	1- 0				
2- 0	0- 0	1- 0	CONFERENCE	0- 0	1- 0	0- 0				
1- 0	0- 0	1- 0	HOME	0- 0	0- 0	0- 0				
1- 0	0- 0	0- 0	AWAY	0- 0	1- 0	0- 0				
0- 0	0- 0	0- 0	NEUTRAL	0- 0	0- 0	0- 0				

RPI 1-25				RPI 26-50				Team's RPI: 32	RPI 51-100				RPI 101+			
RPI	S	Opponent	Score	RPI	S	Opponent	Score		RPI	S	Opponent	Score	RPI	S	Opponent	Score
20	H	Western Ky.	88 77	44	H	Georgia	64 56		71	H	West Virginia	74 61	132	N	Ill.-Chicago	73 36
									78	H	Arkansas St.	93 83	133	A	Missouri	53 47
													151	A	Southern Miss.	73 46
													178	A	La.-Lafayette	66 51
													182	H	Mercer	97 66
													188	H	Louisiana Tech	81 77
													222	H	Southeastern La.	97 36
													253	H	Ark.-Pine Bluff	83 26
													256	H	North Dakota St.	109 58
													271	A	New Orleans	85 45
													276	N	Miami (OH)	68 42
													292	H	La.-Monroe	80 46
													312	H	Mississippi Val.	104 41
LAST 12 Division I GAMES:																
133	A	Missouri	53 47	132	N	Ill.-Chicago	73 36		178	A	La.-Lafayette	66 51				
44	H	Georgia	64 56						312	H	Mississippi Val.	104 41				
253	H	Ark.-Pine Bluff	83 26						151	A	Southern Miss.	73 46				
276	N	Miami (OH)	68 42						188	H	Louisiana Tech	81 77				
256	H	North Dakota St.	109 58						222	H	Southeastern La.	97 36				
271	A	New Orleans	85 45													

Non-Div I Games:

Mississippi St.

■ Loss,
■ Non-Conf, S Site,
■ Home
■ Away
N Neutral

Average RPI Win:	0	WON-LOST	WINNING	LAST 10	STRENGTH OF	OPP. STRENGTH	TEAM	ADJ.	CONF.	ADJ CONF.
Average RPI Loss:	155	RECORD	PCT. RANK	GAMES	SCHEDULE	OF SCHEDULE	RPI	RPI	RPI	RPI
DIV. I ONLY	0- 10	344	0- 8	99	223	312	312	33	33	
DIV. I NON-CONF.	0- 9	338	0- 9	31	275	280	280	30	30	
TOTALS	RPI 1-25	RPI 26-50	W-L RECORDS	RPI 51-100	RPI 101-150	RPI 150+				
0- 10	0- 0	0- 3	OVERALL	0- 0	0- 3	0- 4				
0- 0	0- 0	0- 0	HOME	0- 0	0- 0	0- 0				
0- 9	0- 0	0- 3	AWAY	0- 0	0- 3	0- 3				
0- 1	0- 0	0- 0	NEUTRAL	0- 0	0- 0	0- 1				
0- 9	0- 0	0- 3	NON-CONFERENCE	0- 0	0- 3	0- 3				
0- 0	0- 0	0- 0	HOME	0- 0	0- 0	0- 0				
0- 8	0- 0	0- 3	AWAY	0- 0	0- 3	0- 2				
0- 1	0- 0	0- 0	NEUTRAL	0- 0	0- 0	0- 1				
0- 1	0- 0	0- 0	CONFERENCE	0- 0	0- 0	0- 1				
0- 0	0- 0	0- 0	HOME	0- 0	0- 0	0- 0				
0- 1	0- 0	0- 0	AWAY	0- 0	0- 0	0- 1				
0- 0	0- 0	0- 0	NEUTRAL	0- 0	0- 0	0- 0				

RPI 1-25			RPI 26-50			RPI 51-100			RPI 101+			Team's RPI: 312
RPI	S	Opponent	Score	RPI	S	Opponent	Score	RPI	S	Opponent	Score	
				32	A	Mississippi St.	41 104					
				41	A	Vanderbilt	37 63					
				50	A	Tulane	47 87					
LAST 12 Division I GAMES:												
				253	A	Ark.-Pine Bluff	47 65					
				148	A	Alabama	40 71					
				142	A	Memphis	39 62					
				32	A	Mississippi St.	41 104					
				41	A	Vanderbilt	37 63					
				265	N	George Mason	62 71					
				346	A	UMKC	46 62					
				151	A	Southern Miss.	51 69					
				117	A	Ole Miss	38 91					
				50	A	Tulane	47 87					

Non-Div I Games: Talladega 59 38 Philander Smith 71 65

Mississippi Val.

■ Loss,
 ■ Non-Conf,
 ■ S Site,
 ■ Home
 ■ A Away
 N Neutral

Average RPI Win: 221	WON-LOST	WINNING	LAST 10	STRENGTH OF	OPP. STRENGTH	TEAM	ADJ.	CONF.	ADJ CONF.
Average RPI Loss: 118	RECORD	PCT. RANK	GAMES	SCHEDULE	OF SCHEDULE	RPI	RPI	RPI	RPI
DIV. I ONLY	10- 5	85	6- 4	171	182	133	133	5	5
DIV. I NON-CONF.	10- 3	54	7- 3	278	219	139	139	5	5
TOTALS	RPI 1-25	RPI 26-50	W-L RECORDS	RPI 51-100	RPI 101-150	RPI 150+			
10- 5	0- 2	0- 1	OVERALL	1- 0	0- 0	9- 2			
8- 2	0- 0	0- 1	HOME	1- 0	0- 0	7- 1			
1- 2	0- 1	0- 0	AWAY	0- 0	0- 0	1- 1			
1- 1	0- 1	0- 0	NEUTRAL	0- 0	0- 0	1- 0			
10- 3	0- 1	0- 0	NON-CONFERENCE	1- 0	0- 0	9- 2			
8- 1	0- 0	0- 0	HOME	1- 0	0- 0	7- 1			
1- 1	0- 0	0- 0	AWAY	0- 0	0- 0	1- 1			
1- 1	0- 1	0- 0	NEUTRAL	0- 0	0- 0	1- 0			
0- 2	0- 1	0- 1	CONFERENCE	0- 0	0- 0	0- 0			
0- 1	0- 0	0- 1	HOME	0- 0	0- 0	0- 0			
0- 1	0- 1	0- 0	AWAY	0- 0	0- 0	0- 0			
0- 0	0- 0	0- 0	NEUTRAL	0- 0	0- 0	0- 0			

RPI 1-25				RPI 26-50				RPI 51-100				RPI 101+ Team's RPI: 133			
RPI	S	Opponent	Score	RPI	S	Opponent	Score	RPI	S	Opponent	Score	RPI	S	Opponent	Score
5	A	Tennessee	53 63	32	H	Mississippi St.	47 53	67	H	Colorado	53 50	166	A	Wake Forest	79 64
25	N	California	70 82									180	H	Saint Louis	74 55
												190	H	Missouri St.	52 57
												199	H	UT Martin	74 65
												212	H	Western Ill.	89 52
												262	H	Loyola Chicago	56 45
												269	N	UNLV	79 60
												270	H	Southeast Mo. St.	88 42
												286	H	Northern Ill.	47 44
												302	H	Milwaukee	68 55
												339	A	Bradley	64 76
LAST 12 Division I GAMES:															
32	H	Mississippi St.	47 53	67	H	Colorado	53 50	180	H	Saint Louis	74 55				
5	A	Tennessee	53 63					339	A	Bradley	64 76				
190	H	Missouri St.	52 57	262	H	Loyola Chicago	56 45	302	H	Milwaukee	68 55				
199	H	UT Martin	74 65	25	N	California	70 82								
166	A	Wake Forest	79 64												
286	H	Northern Ill.	47 44												

Non-Div I Games:

Missouri

 Loss,
 Non-Conf, S Site,
 Home
 Away
N Neutral

Average RPI Win:	177	WON-LOST	WINNING	LAST 10	STRENGTH OF	OPP. STRENGTH	TEAM	ADJ.	CONF.	ADJ CONF.
Average RPI Loss:	120	RECORD	PCT. RANK	GAMES	SCHEDULE	OF SCHEDULE	RPI	RPI	RPI	RPI
DIV. I ONLY	4- 9	253	4- 6	65	153	190	190	15	15	
DIV. I NON-CONF.	3- 8	264	3- 7	83	145	198	198	14	14	
TOTALS	RPI 1-25	RPI 26-50	W-L RECORDS	RPI 51-100	RPI 101-150	RPI 150+				
4- 9	0- 0	1- 1	OVERALL	0- 4	1- 1	2- 3				
3- 3	0- 0	1- 0	HOME	0- 2	0- 0	2- 1				
1- 5	0- 0	0- 1	AWAY	0- 2	1- 1	0- 1				
0- 1	0- 0	0- 0	NEUTRAL	0- 0	0- 0	0- 1				
3- 8	0- 0	0- 1	NON-CONFERENCE	0- 4	1- 1	2- 2				
2- 2	0- 0	0- 0	HOME	0- 2	0- 0	2- 0				
1- 5	0- 0	0- 1	AWAY	0- 2	1- 1	0- 1				
0- 1	0- 0	0- 0	NEUTRAL	0- 0	0- 0	0- 1				
1- 1	0- 0	1- 0	CONFERENCE	0- 0	0- 0	0- 1				
1- 1	0- 0	1- 0	HOME	0- 0	0- 0	0- 1				
0- 0	0- 0	0- 0	AWAY	0- 0	0- 0	0- 0				
0- 0	0- 0	0- 0	NEUTRAL	0- 0	0- 0	0- 0				

RPI 1-25				RPI 26-50				RPI 51-100				RPI 101+				Team's RPI: 190	
RPI	S	Opponent	Score	RPI	S	Opponent	Score	RPI	S	Opponent	Score	RPI	S	Opponent	Score		
				40	A	UALR	48 61	63	H	Arkansas	50 59	133	A	Missouri	57 52		
				49	H	Indiana St.	74 66	67	A	Colorado	59 87	142	A	Memphis	63 79		
								78	H	Arkansas St.	62 78	177	N	TCU	68 82		
								79	A	Oklahoma St.	36 77	192	H	Evansville	56 65		
												243	A	Oral Roberts	57 70		
												261	H	SIUE	75 69		
												264	H	IUPUI	68 58		
LAST 12 Division I GAMES:																	
				49	H	Indiana St.	74 66	261	H	SIUE	75 69						
				192	H	Evansville	56 65	177	N	TCU	68 82						
				133	A	Missouri	57 52	67	A	Colorado	59 87						
				78	H	Arkansas St.	62 78	243	A	Oral Roberts	57 70						
				264	H	IUPUI	68 58	79	A	Oklahoma St.	36 77						
				63	H	Arkansas	50 59	40	A	UALR	48 61						

Non-Div I Games:

Missouri St.

Average RPI Win:	265	WON-LOST	WINNING	LAST 10	STRENGTH OF	OPP. STRENGTH	TEAM	ADJ.	CONF.	ADJ CONF.
Average RPI Loss:	132	RECORD	PCT. RANK	GAMES	SCHEDULE	OF SCHEDULE	RPI	RPI	RPI	RPI
DIV. I ONLY	5- 8	216	3- 7	193	210	209	209	24	24	
DIV. I NON-CONF.	4- 5	187	4- 4	251	277	233	233	22	22	
TOTALS	RPI 1-25	RPI 26-50	W-L RECORDS	RPI 51-100	RPI 101-150	RPI 150+				
5- 8	0- 1	0- 1	OVERALL	0- 1	0- 2	5- 3				
3- 2	0- 1	0- 0	HOME	0- 1	0- 0	3- 0				
2- 6	0- 0	0- 1	AWAY	0- 0	0- 2	2- 3				
0- 0	0- 0	0- 0	NEUTRAL	0- 0	0- 0	0- 0				
4- 5	0- 1	0- 0	NON-CONFERENCE	0- 1	0- 1	4- 2				
2- 2	0- 1	0- 0	HOME	0- 1	0- 0	2- 0				
2- 3	0- 0	0- 0	AWAY	0- 0	0- 1	2- 2				
0- 0	0- 0	0- 0	NEUTRAL	0- 0	0- 0	0- 0				
1- 3	0- 0	0- 1	CONFERENCE	0- 0	0- 1	1- 1				
1- 0	0- 0	0- 0	HOME	0- 0	0- 0	1- 0				
0- 3	0- 0	0- 1	AWAY	0- 0	0- 1	0- 1				
0- 0	0- 0	0- 0	NEUTRAL	0- 0	0- 0	0- 0				

RPI	S	Opponent	Score	RPI	S	Opponent	Score	RPI	S	Opponent	Score	RPI	S	Opponent	Score	Team's RPI: 209
23	H	Princeton	53 84	37	A	Quinnipiac	53 94	97	H	Lehigh	70 82	115	A	Xavier	45 61	
												128	A	Marist	65 75	
												160	A	Yale	58 62	
												176	A	Iona	58 71	
												176	H	Iona	75 74	
												275	A	LIU Brooklyn	78 57	
												287	H	Fairleigh Dickinson	71 66	
												293	A	Wagner	82 59	
												296	H	Colgate	82 62	
												322	A	UMES	73 86	
LAST 12 Division I GAMES:																
37	A	Quinnipiac	53 94	176	H	Iona	75 74									
176	A	Iona	58 71	128	A	Marist	65 75									
322	A	UMES	73 86	160	A	Yale	58 62									
23	H	Princeton	53 84	293	A	Wagner	82 59									
296	H	Colgate	82 62	287	H	Fairleigh Dickinson	71 66									
115	A	Xavier	45 61	275	A	LIU Brooklyn	78 57									

Non-Div I Games:

Monmouth

Average RPI Win:	252	WON-LOST	WINNING	LAST 10	STRENGTH OF	OPP. STRENGTH	TEAM	ADJ.	CONF.	ADJ CONF.
Average RPI Loss:	116	RECORD	PCT. RANK	GAMES	SCHEDULE	OF SCHEDULE	RPI	RPI	RPI	RPI
DIV. I ONLY	6- 5	147	5- 4	221	195	153	153	21	21	
DIV. I NON-CONF.	5- 4	138	5- 4	263	176	189	189	20	20	
TOTALS	RPI 1-25	RPI 26-50	W-L RECORDS	RPI 51-100	RPI 101-150	RPI 150+				
6- 5	0- 1	0- 0	OVERALL	0- 2	0- 0	6- 2				
2- 1	0- 0	0- 0	HOME	0- 0	0- 0	2- 1				
3- 2	0- 0	0- 0	AWAY	0- 2	0- 0	3- 0				
1- 2	0- 1	0- 0	NEUTRAL	0- 0	0- 0	1- 1				
5- 4	0- 1	0- 0	NON-CONFERENCE	0- 1	0- 0	5- 2				
2- 1	0- 0	0- 0	HOME	0- 0	0- 0	2- 1				
2- 1	0- 0	0- 0	AWAY	0- 1	0- 0	2- 0				
1- 2	0- 1	0- 0	NEUTRAL	0- 0	0- 0	1- 1				
1- 1	0- 0	0- 0	CONFERENCE	0- 1	0- 0	1- 0				
0- 0	0- 0	0- 0	HOME	0- 0	0- 0	0- 0				
1- 1	0- 0	0- 0	AWAY	0- 1	0- 0	1- 0				
0- 0	0- 0	0- 0	NEUTRAL	0- 0	0- 0	0- 0				

RPI 1-25				RPI 26-50				RPI 51-100				RPI 101+ Team's RPI: 153			
RPI	S	Opponent	Score	RPI	S	Opponent	Score	RPI	S	Opponent	Score	RPI	S	Opponent	Score
23	N	Princeton	55 80					66	A	Pacific	50 62	166	N	Wake Forest	60 73
								83	A	North Dakota	52 59	193	A	Northern Colo.	64 58
												204	N	Charlotte	67 58
												236	A	Portland	69 55
												242	H	Wyoming	54 60
												250	H	Austin Peay	83 62
												303	A	Seattle	70 64
												324	H	Utah Valley	68 44
LAST 12 Division I GAMES:															
				83	A	North Dakota	52 59	242	H	Wyoming	54 60				
				193	A	Northern Colo.	64 58	166	N	Wake Forest	60 73				
				250	H	Austin Peay	83 62	23	N	Princeton	55 80				
				324	H	Utah Valley	68 44	204	N	Charlotte	67 58				
				303	A	Seattle	70 64	66	A	Pacific	50 62				
				236	A	Portland	69 55								

Non-Div I Games: Montana Western 55 44 Carroll (MT) 64 34

Montana

Loss, Non-Conf, S Site, H Home A Away N Neutral

Average RPI Win:	255	WON-LOST	WINNING	LAST 10	STRENGTH OF	OPP. STRENGTH	TEAM	ADJ.	CONF.	ADJ CONF.
Average RPI Loss:	90	RECORD	PCT. RANK	GAMES	SCHEDULE	OF SCHEDULE	RPI	RPI	RPI	RPI
DIV. I ONLY	4- 7	227	3- 5	56	242	141	141	21	21	
DIV. I NON-CONF.	4- 5	187	4- 4	59	226	111	111	20	20	
TOTALS	RPI 1-25	RPI 26-50	W-L RECORDS	RPI 51-100	RPI 101-150	RPI 150+				
4- 7	0- 0	0- 2	OVERALL	0- 4	0- 0	4- 1				
2- 1	0- 0	0- 1	HOME	0- 0	0- 0	2- 0				
1- 6	0- 0	0- 1	AWAY	0- 4	0- 0	1- 1				
1- 0	0- 0	0- 0	NEUTRAL	0- 0	0- 0	1- 0				
4- 5	0- 0	0- 2	NON-CONFERENCE	0- 3	0- 0	4- 0				
2- 1	0- 0	0- 1	HOME	0- 0	0- 0	2- 0				
1- 4	0- 0	0- 1	AWAY	0- 3	0- 0	1- 0				
1- 0	0- 0	0- 0	NEUTRAL	0- 0	0- 0	1- 0				
0- 2	0- 0	0- 0	CONFERENCE	0- 1	0- 0	0- 1				
0- 0	0- 0	0- 0	HOME	0- 0	0- 0	0- 0				
0- 2	0- 0	0- 0	AWAY	0- 1	0- 0	0- 1				
0- 0	0- 0	0- 0	NEUTRAL	0- 0	0- 0	0- 0				

RPI S	Opponent	Score	RPI S	Opponent	Score	RPI S	Opponent	Score	RPI S	Opponent	Score	Team's RPI: 141
47	H Gonzaga	60 89	48	A Washington St.	61 82	81	A San Diego	64 79	193	A Northern Colo.	61 80	
						83	A North Dakota	74 82	210	A Cal St. Fullerton	63 47	
						84	A CSUN	66 78	242	H Wyoming	79 52	
						95	A Boise St.	60 75	264	N IUPUI	80 74	
									303	H Seattle	74 61	
LAST 12 Division I GAMES:												
83	A North Dakota	74 82	193	A Northern Colo.	61 80							
48	A Washington St.	61 82	303	H Seattle	74 61							
242	H Wyoming	79 52	47	H Gonzaga	60 89							
264	N IUPUI	80 74	210	A Cal St. Fullerton	63 47							
84	A CSUN	66 78	95	A Boise St.	60 75							
81	A San Diego	64 79										

Non-Div I Games: Mont. St. Billings 76 57 Great Falls 87 71

Montana St.

Loss, Non-Conf, S Site, H Home A Away N Neutral

Average RPI Win:	281	WON-LOST	WINNING	LAST 10	STRENGTH OF	OPP. STRENGTH	TEAM	ADJ.	CONF.	ADJ CONF.
Average RPI Loss:	131	RECORD	PCT. RANK	GAMES	SCHEDULE	OF SCHEDULE	RPI	RPI	RPI	RPI
DIV. I ONLY	4- 9	253	2- 7	76	304	198	198	27	27	
DIV. I NON-CONF.	3- 9	281	1- 9	57	304	194	194	27	27	
TOTALS	RPI 1-25	RPI 26-50	W-L RECORDS	RPI 51-100	RPI 101-150	RPI 150+				
4- 9	0- 1	0- 0	OVERALL	0- 2	0- 4	4- 2				
2- 4	0- 0	0- 0	HOME	0- 0	0- 3	2- 1				
2- 5	0- 1	0- 0	AWAY	0- 2	0- 0	2- 1				
0- 0	0- 0	0- 0	NEUTRAL	0- 0	0- 0	0- 0				
3- 9	0- 1	0- 0	NON-CONFERENCE	0- 2	0- 4	3- 2				
1- 4	0- 0	0- 0	HOME	0- 0	0- 3	1- 1				
2- 5	0- 1	0- 0	AWAY	0- 2	0- 1	2- 1				
0- 0	0- 0	0- 0	NEUTRAL	0- 0	0- 0	0- 0				
1- 0	0- 0	0- 0	CONFERENCE	0- 0	0- 0	1- 0				
1- 0	0- 0	0- 0	HOME	0- 0	0- 0	1- 0				
0- 0	0- 0	0- 0	AWAY	0- 0	0- 0	0- 0				
0- 0	0- 0	0- 0	NEUTRAL	0- 0	0- 0	0- 0				

RPI 1-25				RPI 26-50				RPI 51-100				RPI 101+ Team's RPI: 198			
RPI	S	Opponent	Score	RPI	S	Opponent	Score	RPI	S	Opponent	Score	RPI	S	Opponent	Score
3	A	Kentucky	62 91					70	A	Akron	61 89	108	A	Indiana	57 98
								87	A	Ohio	67 87	125	H	Southern Ill.	66 75
												127	H	Cleveland St.	72 80
												136	H	East Tenn. St.	77 86
												217	H	Georgia St.	74 72
												224	A	USC Upstate	69 75
												265	A	George Mason	79 70
												295	H	Lipscomb	59 61
												307	H	Murray St.	64 63
												336	A	Norfolk St.	83 66
LAST 12 Division I GAMES:															
127	H	Cleveland St.	72 80	307	H	Murray St.	64 63								
224	A	USC Upstate	69 75	125	H	Southern Ill.	66 75								
136	H	East Tenn. St.	77 86	295	H	Lipscomb	59 61								
217	H	Georgia St.	74 72	108	A	Indiana	57 98								
70	A	Akron	61 89	3	A	Kentucky	62 91								
87	A	Ohio	67 87	265	A	George Mason	79 70								

Non-Div I Games: Brescia 98 68

Morehead St.

■ Loss,
 ■ Non-Conf,
 ■ S Site,
 ■ H Home
 ■ A Away
 N Neutral

Average RPI Win:	325	WON-LOST	WINNING	LAST 10	STRENGTH OF	OPP. STRENGTH	TEAM	ADJ.	CONF.	ADJ CONF.
Average RPI Loss:	152	RECORD	PCT. RANK	GAMES	SCHEDULE	OF SCHEDULE	RPI	RPI	RPI	RPI
DIV. I ONLY	1- 11	333	1- 9	125	294	285	285	32	32	
DIV. I NON-CONF.	1- 9	328	1- 7	48	329	254	254	31	31	
TOTALS	RPI 1-25	RPI 26-50	W-L RECORDS	RPI 51-100	RPI 101-150	RPI 150+				
1- 11	0- 0	0- 2	OVERALL	0- 4	0- 1	1- 4				
0- 2	0- 0	0- 0	HOME	0- 0	0- 0	0- 2				
1- 8	0- 0	0- 2	AWAY	0- 3	0- 1	1- 1				
0- 1	0- 0	0- 0	NEUTRAL	0- 0	0- 0	0- 1				
1- 9	0- 0	0- 2	NON-CONFERENCE	0- 3	0- 1	1- 3				
0- 2	0- 0	0- 0	HOME	0- 0	0- 0	0- 2				
1- 6	0- 0	0- 2	AWAY	0- 3	0- 1	1- 0				
0- 1	0- 0	0- 0	NEUTRAL	0- 0	0- 0	0- 1				
0- 2	0- 0	0- 0	CONFERENCE	0- 1	0- 0	0- 1				
0- 0	0- 0	0- 0	HOME	0- 0	0- 0	0- 0				
0- 2	0- 0	0- 0	AWAY	0- 1	0- 0	0- 1				
0- 0	0- 0	0- 0	NEUTRAL	0- 0	0- 0	0- 0				

RPI S	Opponent	Score	RPI S	Opponent	Score	RPI S	Opponent	Score	RPI S	Opponent	Score	Team's RPI: 285
43	A Chattanooga	40 55	44	A Georgia	36 68	52	A Hampton	43 63	147	A Bucknell	50 79	
						72	A Texas Tech	57 65	237	H Brown	52 59	
						79	A Oklahoma St.	43 73	247	H Stony Brook	48 50	
						94	A Georgia Tech	76 105	320	N Tennessee Tech	56 62	
									325	A UMBC	54 46	
									336	A Norfolk St.	63 68	
LAST 12 Division I GAMES:												
320	N Tennessee Tech	56 62	237	H Brown	52 59							
43	A Chattanooga	40 55	325	A UMBC	54 46							
247	H Stony Brook	48 50	79	A Oklahoma St.	43 73							
52	A Hampton	43 63	72	A Texas Tech	57 65							
336	A Norfolk St.	63 68	94	A Georgia Tech	76 105							
147	A Bucknell	50 79	44	A Georgia	36 68							

Non-Div I Games: Wesley 90 50 Washington Adventis66 44

Morgan St.

Average RPI Win:	328	WON-LOST	WINNING	LAST 10	STRENGTH OF	OPP. STRENGTH	TEAM	ADJ.	CONF.	ADJ CONF.
Average RPI Loss:	189	RECORD	PCT. RANK	GAMES	SCHEDULE	OF SCHEDULE	RPI	RPI	RPI	RPI
DIV. I ONLY	2- 10	308	0- 3	324	245	341	341	28	28	
DIV. I NON-CONF.	2- 9	297	0- 3	312	270	335	335	28	28	
TOTALS	RPI 1-25	RPI 26-50	W-L RECORDS	RPI 51-100	RPI 101-150	RPI 150+				
2- 10	0- 1	0- 0	OVERALL	0- 1	0- 2	2- 6				
2- 1	0- 0	0- 0	HOME	0- 0	0- 1	2- 0				
0- 9	0- 0	0- 0	AWAY	0- 0	0- 1	0- 0				
0- 0	0- 0	0- 0	NEUTRAL	0- 0	0- 0	0- 0				
2- 9	0- 1	0- 0	NON-CONFERENCE	0- 1	0- 2	2- 5				
2- 1	0- 0	0- 0	HOME	0- 0	0- 1	2- 0				
0- 8	0- 1	0- 0	AWAY	0- 1	0- 1	0- 5				
0- 0	0- 0	0- 0	NEUTRAL	0- 0	0- 0	0- 0				
0- 1	0- 0	0- 0	CONFERENCE	0- 0	0- 0	0- 1				
0- 0	0- 0	0- 0	HOME	0- 0	0- 0	0- 0				
0- 1	0- 0	0- 0	AWAY	0- 0	0- 0	0- 1				
0- 0	0- 0	0- 0	NEUTRAL	0- 0	0- 0	0- 0				

RPI 1-25				RPI 26-50				RPI 51-100				RPI 101+ Team's RPI: 341			
RPI	S	Opponent	Score	RPI	S	Opponent	Score	RPI	S	Opponent	Score	RPI	S	Opponent	Score
17	A	Maryland	45 109					74	A	North Carolina St.	60 85	130	A	Fordham	37 61
												147	H	Bucknell	49 74
												170	A	Niagara	60 78
												211	A	Robert Morris	44 66
												238	A	Davidson	62 67
												268	A	Campbell	42 60
												308	A	Loyola Maryland	49 56
												309	H	Coppin St.	81 65
												322	A	UMES	43 58
												347	H	Delaware St.	73 64
LAST 12 Division I GAMES:															
74	A	North Carolina St.	60 85	147	H	Bucknell	49 74								
211	A	Robert Morris	44 66	130	A	Fordham	37 61								
170	A	Niagara	60 78	347	H	Delaware St.	73 64								
309	H	Coppin St.	81 65	238	A	Davidson	62 67								
308	A	Loyola Maryland	49 56	268	A	Campbell	42 60								
322	A	UMES	43 58	17	A	Maryland	45 109								

Non-Div I Games:

Mt. St. Mary's

Average RPI Win:	302	WON-LOST	WINNING	LAST 10	STRENGTH OF	OPP. STRENGTH	TEAM	ADJ.	CONF.	ADJ CONF.
Average RPI Loss:	149	RECORD	PCT. RANK	GAMES	SCHEDULE	OF SCHEDULE	RPI	RPI	RPI	RPI
DIV. I ONLY	3- 9	276	0- 1	222	301	307	307	27	27	
DIV. I NON-CONF.	3- 8	264	0- 1	188	319	296	296	27	27	
TOTALS	RPI 1-25	RPI 26-50	W-L RECORDS	RPI 51-100	RPI 101-150	RPI 150+				
3- 9	0- 0	0- 0	OVERALL	0- 3	0- 2	3- 4				
3- 2	0- 0	0- 0	HOME	0- 1	0- 0	3- 1				
0- 6	0- 0	0- 0	AWAY	0- 2	0- 2	0- 2				
0- 1	0- 0	0- 0	NEUTRAL	0- 0	0- 0	0- 1				
3- 8	0- 0	0- 0	NON-CONFERENCE	0- 3	0- 2	3- 3				
3- 2	0- 0	0- 0	HOME	0- 1	0- 0	3- 1				
0- 5	0- 0	0- 0	AWAY	0- 2	0- 2	0- 1				
0- 1	0- 0	0- 0	NEUTRAL	0- 0	0- 0	0- 1				
0- 1	0- 0	0- 0	CONFERENCE	0- 0	0- 0	0- 1				
0- 0	0- 0	0- 0	HOME	0- 0	0- 0	0- 0				
0- 1	0- 0	0- 0	AWAY	0- 0	0- 0	0- 1				
0- 0	0- 0	0- 0	NEUTRAL	0- 0	0- 0	0- 0				

RPI 1-25				RPI 26-50				RPI 51-100				RPI 101+				Team's RPI: 307	
RPI	S	Opponent	Score	RPI	S	Opponent	Score	RPI	S	Opponent	Score	RPI	S	Opponent	Score		
								62	A	Illinois	44	64	125	A	Southern Ill.	63	78
								87	H	Ohio	60	111	150	A	Wright St.	68	75
								92	A	Kennesaw St.	60	65	165	A	Ball St.	59	85
													192	H	Evansville	83	93
													198	A	Morehead St.	63	64
													274	N	Jackson St.	81	90
													281	H	Jacksonville	80	62
													295	H	Lipscomb	74	71
													330	H	Alabama A&M	102	81
LAST 12 Division I GAMES:																	
								62	A	Illinois	44	64	274	N	Jackson St.	81	90
								281	H	Jacksonville	80	62	198	A	Morehead St.	63	64
								125	A	Southern Ill.	63	78	295	H	Lipscomb	74	71
								92	A	Kennesaw St.	60	65	150	A	Wright St.	68	75
								192	H	Evansville	83	93	330	H	Alabama A&M	102	81
								165	A	Ball St.	59	85	87	H	Ohio	60	111

Non-Div I Games: Brescia 118 50 Blackburn 110 31

Murray St.

Loss, Non-Conf, S Site, H Home A Away N Neutral

Average RPI Win:	286	WON-LOST	WINNING	LAST 10	STRENGTH OF	OPP. STRENGTH	TEAM	ADJ.	CONF.	ADJ CONF.
Average RPI Loss:	143	RECORD	PCT. RANK	GAMES	SCHEDULE	OF SCHEDULE	RPI	RPI	RPI	RPI
DIV. I ONLY	6- 7	183	4- 6	295	258	215	215	32	32	
DIV. I NON-CONF.	5- 6	175	3- 6	227	257	195	195	31	31	
TOTALS	RPI 1-25	RPI 26-50	W-L RECORDS	RPI 51-100	RPI 101-150	RPI 150+				
6- 7	0- 1	0- 1	OVERALL	0- 0	0- 2	6- 3				
2- 1	0- 0	0- 0	HOME	0- 0	0- 0	2- 1				
2- 6	0- 1	0- 1	AWAY	0- 0	0- 2	2- 2				
2- 0	0- 0	0- 0	NEUTRAL	0- 0	0- 0	2- 0				
5- 6	0- 1	0- 1	NON-CONFERENCE	0- 0	0- 2	5- 2				
2- 1	0- 0	0- 0	HOME	0- 0	0- 0	2- 1				
1- 5	0- 1	0- 1	AWAY	0- 0	0- 2	1- 1				
2- 0	0- 0	0- 0	NEUTRAL	0- 0	0- 0	2- 0				
1- 1	0- 0	0- 0	CONFERENCE	0- 0	0- 0	1- 1				
0- 0	0- 0	0- 0	HOME	0- 0	0- 0	0- 0				
1- 1	0- 0	0- 0	AWAY	0- 0	0- 0	1- 1				
0- 0	0- 0	0- 0	NEUTRAL	0- 0	0- 0	0- 0				

RPI 1-25				RPI 26-50				RPI 51-100				RPI 101+ Team's RPI: 215			
RPI	S	Opponent	Score	RPI	S	Opponent	Score	RPI	S	Opponent	Score	RPI	S	Opponent	Score
15	A	Duke	36 87	43	A	Chattanooga	43 58					131	A	VCU	51 60
												139	A	Appalachian St.	70 72
												151	A	Southern Miss.	48 72
												201	H	William & Mary	57 59
												238	A	Davidson	62 57
												243	N	Oral Roberts	47 38
												267	H	Navy	52 47
												300	A	Howard	80 69
												320	N	Tennessee Tech	54 49
												322	A	UMES	43 58
												345	H	UNC Asheville	63 46
LAST 12 Division I GAMES:															
43	A	Chattanooga	43 58	15	A	Duke	36 87								
320	N	Tennessee Tech	54 49	131	A	VCU	51 60								
139	A	Appalachian St.	70 72	151	A	Southern Miss.	48 72								
322	A	UMES	43 58	243	N	Oral Roberts	47 38								
300	A	Howard	80 69	201	H	William & Mary	57 59								
238	A	Davidson	62 57	345	H	UNC Asheville	63 46								

Non-Div I Games: Johnson C. Smith 76 45

N.C. A&T

■ Loss,
■ Non-Conf,
■ S Site,
■ H Home
■ A Away
N Neutral

N.C. Central

Through Games Of Jan. 4, 2015

Average RPI Win:	318	WON-LOST	WINNING	LAST 10	STRENGTH OF	OPP. STRENGTH	TEAM	ADJ.	CONF.	ADJ CONF.
Average RPI Loss:	218	RECORD	PCT. RANK	GAMES	SCHEDULE	OF SCHEDULE	RPI	RPI	RPI	RPI
DIV. I ONLY	2- 10	308	1- 8	290	345	328	328	32	32	
DIV. I NON-CONF.	2- 8	294	1- 8	204	346	300	300	31	31	
TOTALS	RPI 1-25	RPI 26-50	W-L RECORDS	RPI 51-100	RPI 101-150	RPI 150+				
2- 10	0- 1	0- 0	OVERALL	0- 1	0- 0	2- 8				
1- 2	0- 0	0- 0	HOME	0- 0	0- 0	1- 2				
1- 8	0- 1	0- 0	AWAY	0- 1	0- 0	1- 6				
0- 0	0- 0	0- 0	NEUTRAL	0- 0	0- 0	0- 0				
2- 8	0- 1	0- 0	NON-CONFERENCE	0- 1	0- 0	2- 6				
1- 2	0- 0	0- 0	HOME	0- 0	0- 0	1- 2				
1- 6	0- 1	0- 0	AWAY	0- 1	0- 0	1- 4				
0- 0	0- 0	0- 0	NEUTRAL	0- 0	0- 0	0- 0				
0- 2	0- 0	0- 0	CONFERENCE	0- 0	0- 0	0- 2				
0- 0	0- 0	0- 0	HOME	0- 0	0- 0	0- 0				
0- 2	0- 0	0- 0	AWAY	0- 0	0- 0	0- 2				
0- 0	0- 0	0- 0	NEUTRAL	0- 0	0- 0	0- 0				

RPI 1-25				RPI 26-50				RPI 51-100				RPI 101+ Team's RPI: 328			
RPI	S	Opponent	Score	RPI	S	Opponent	Score	RPI	S	Opponent	Score	RPI	S	Opponent	Score
13	A	South Carolina	26 90					64	A	Syracuse	25 70	158	H	Winthrop	63 71
												184	A	Virginia Tech	44 80
												213	H	Presbyterian	33 45
												268	A	Campbell	60 65
												291	A	Western Caro.	64 59
												300	A	Howard	65 70
												322	A	UMES	61 71
												327	A	Coastal Caro.	52 67
												333	A	Gardner-Webb	53 73
												345	H	UNC Asheville	55 52
LAST 12 Division I GAMES:															
64	A	Syracuse	25 70	213	H	Presbyterian	33 45								
184	A	Virginia Tech	44 80	327	A	Coastal Caro.	52 67								
300	A	Howard	65 70	158	H	Winthrop	63 71								
322	A	UMES	61 71	333	A	Gardner-Webb	53 73								
13	A	South Carolina	26 90	268	A	Campbell	60 65								
345	H	UNC Asheville	55 52	291	A	Western Caro.	64 59								

Non-Div I Games: Bluefield St. 63 66

N.C. Central

Loss, Non-Conf, S Site, H Home A Away N Neutral

Average RPI Win:	287	WON-LOST	WINNING	LAST 10	STRENGTH OF	OPP. STRENGTH	TEAM	ADJ.	CONF.	ADJ CONF.
Average RPI Loss:	128	RECORD	PCT. RANK	GAMES	SCHEDULE	OF SCHEDULE	RPI	RPI	RPI	RPI
DIV. I ONLY	7- 10	212	4- 6	219	263	223	223	25	25	
DIV. I NON-CONF.	7- 10	204	5- 7	219	264	228	228	25	25	
TOTALS	RPI 1-25	RPI 26-50	W-L RECORDS	RPI 51-100	RPI 101-150	RPI 150+				
7- 10	0- 0	0- 2	OVERALL	0- 2	0- 3	7- 3				
4- 3	0- 0	0- 0	HOME	0- 1	0- 1	4- 1				
3- 6	0- 0	0- 2	AWAY	0- 1	0- 2	3- 1				
0- 1	0- 0	0- 0	NEUTRAL	0- 0	0- 0	0- 1				
7- 10	0- 0	0- 2	NON-CONFERENCE	0- 2	0- 3	7- 3				
4- 3	0- 0	0- 0	HOME	0- 1	0- 1	4- 1				
3- 6	0- 0	0- 2	AWAY	0- 1	0- 2	3- 1				
0- 1	0- 0	0- 0	NEUTRAL	0- 0	0- 0	0- 1				
0- 0	0- 0	0- 0	CONFERENCE	0- 0	0- 0	0- 0				
0- 0	0- 0	0- 0	HOME	0- 0	0- 0	0- 0				
0- 0	0- 0	0- 0	AWAY	0- 0	0- 0	0- 0				
0- 0	0- 0	0- 0	NEUTRAL	0- 0	0- 0	0- 0				

RPI 1-25				RPI 26-50				RPI 51-100				RPI 101+				Team's RPI: 223	
RPI	S	Opponent	Score	RPI	S	Opponent	Score	RPI	S	Opponent	Score	RPI	S	Opponent	Score		
				31	A	St. John's (NY)	42 66	86	A	Clemson	47 64	107	A	Lafayette	50 66		
				34	A	Seton Hall	62 74	97	H	Lehigh	54 74	110	A	Dartmouth	63 68		
												124	H	Hofstra	47 62		
												156	A	New Hampshire	56 61		
												167	A	Fla. Atlantic	65 57		
												256	N	North Dakota St.	48 60		
												275	H	LIU Brooklyn	48 57		
												278	H	Binghamton	52 48		
												287	A	Fairleigh Dickinson	68 64		
												293	H	Wagner	60 54		
												316	H	St. Francis Brooklyn	57 50		
												331	H	Chicago St.	59 48		
												340	A	Wofford	76 50		
LAST 12 Division I GAMES:																	
				86	A	Clemson	47 64	331	H	Chicago St.	59 48						
				107	A	Lafayette	50 66	340	A	Wofford	76 50						
				34	A	Seton Hall	62 74	278	H	Binghamton	52 48						
				31	A	St. John's (NY)	42 66	293	H	Wagner	60 54						
				275	H	LIU Brooklyn	48 57	256	N	North Dakota St.	48 60						
				124	H	Hofstra	47 62	167	A	Fla. Atlantic	65 57						

Non-Div I Games:

NJIT

■ Loss,
 ■ Non-Conf,
 ■ S Site,
 ■ H Home
 ■ A Away
 N Neutral

Average RPI Win:	251	WON-LOST	WINNING	LAST 10	STRENGTH OF	OPP. STRENGTH	TEAM	ADJ.	CONF.	ADJ CONF.
Average RPI Loss:	187	RECORD	PCT. RANK	GAMES	SCHEDULE	OF SCHEDULE	RPI	RPI	RPI	RPI
DIV. I ONLY	6- 6	161	6- 4	317	284	267	267	22	22	
DIV. I NON-CONF.	5- 5	157	5- 4	319	293	276	276	23	23	
TOTALS	RPI 1-25	RPI 26-50	W-L RECORDS	RPI 51-100	RPI 101-150	RPI 150+				
6- 6	0- 0	0- 0	OVERALL	0- 2	1- 0	5- 4				
6- 1	0- 0	0- 0	HOME	0- 1	1- 0	5- 0				
0- 5	0- 0	0- 0	AWAY	0- 1	0- 0	0- 4				
0- 0	0- 0	0- 0	NEUTRAL	0- 0	0- 0	0- 0				
5- 5	0- 0	0- 0	NON-CONFERENCE	0- 2	0- 0	5- 3				
5- 1	0- 0	0- 0	HOME	0- 1	0- 0	5- 0				
0- 4	0- 0	0- 0	AWAY	0- 1	0- 0	0- 3				
0- 0	0- 0	0- 0	NEUTRAL	0- 0	0- 0	0- 0				
1- 1	0- 0	0- 0	CONFERENCE	0- 0	1- 0	0- 1				
1- 0	0- 0	0- 0	HOME	0- 0	1- 0	0- 0				
0- 1	0- 0	0- 0	AWAY	0- 0	0- 0	0- 1				
0- 0	0- 0	0- 0	NEUTRAL	0- 0	0- 0	0- 0				

RPI 1-25				RPI 26-50				RPI 51-100				RPI 101+				Team's RPI: 267	
RPI	S	Opponent	Score	RPI	S	Opponent	Score	RPI	S	Opponent	Score	RPI	S	Opponent	Score		
								60	A	Elon	56	69	107	H	Lafayette	65	52
								96	H	Penn	51	60	191	A	Oregon	64	72
													196	H	Towson	55	51
													215	A	N.C. A&T	47	52
													254	A	Portland St.	50	56
													265	H	George Mason	84	79
													282	H	UNC Greensboro	71	64
													308	A	Loyola Maryland	49	55
													311	H	Grand Canyon	60	51
													343	H	Saint Peter's	71	35
LAST 12 Division I GAMES:																	
343	H	Saint Peter's	71	35	107	H	Lafayette	65	52								
191	A	Oregon	64	72	308	A	Loyola Maryland	49	55								
254	A	Portland St.	50	56	265	H	George Mason	84	79								
196	H	Towson	55	51	96	H	Penn	51	60								
311	H	Grand Canyon	60	51	60	A	Elon	56	69								
282	H	UNC Greensboro	71	64	215	A	N.C. A&T	47	52								

Non-Div I Games: Mary Washington 79 59

Navy

Nebraska

Through Games Of Jan. 4, 2015

Average RPI Win:	133	WON-LOST	WINNING	LAST 10	STRENGTH OF	OPP. STRENGTH	TEAM	ADJ.	CONF.	ADJ CONF.
Average RPI Loss:	61	RECORD	PCT. RANK	GAMES	SCHEDULE	OF SCHEDULE	RPI	RPI	RPI	RPI
DIV. I ONLY	10- 3	50	7- 3	22	53	27	27	1	1	
DIV. I NON-CONF.	10- 1	16	9- 1	81	68	13	13	1	1	
TOTALS	RPI 1-25	RPI 26-50	W-L RECORDS	RPI 51-100	RPI 101-150	RPI 150+				
10- 3	1- 2	1- 0	OVERALL	3- 0	1- 1	4- 0				
7- 1	1- 1	0- 0	HOME	1- 0	1- 0	4- 0				
3- 2	0- 1	1- 0	AWAY	2- 0	0- 1	0- 0				
0- 0	0- 0	0- 0	NEUTRAL	0- 0	0- 0	0- 0				
10- 1	1- 0	1- 0	NON-CONFERENCE	3- 0	1- 1	4- 0				
7- 0	1- 0	0- 0	HOME	1- 0	1- 0	4- 0				
3- 1	0- 0	1- 0	AWAY	2- 0	0- 1	0- 0				
0- 0	0- 0	0- 0	NEUTRAL	0- 0	0- 0	0- 0				
0- 2	0- 2	0- 0	CONFERENCE	0- 0	0- 0	0- 0				
0- 1	0- 1	0- 0	HOME	0- 0	0- 0	0- 0				
0- 1	0- 1	0- 0	AWAY	0- 0	0- 0	0- 0				
0- 0	0- 0	0- 0	NEUTRAL	0- 0	0- 0	0- 0				

RPI 1-25					RPI 26-50					Team's RPI: 27					RPI 51-100					RPI 101+				
RPI	S	Opponent	Score		RPI	S	Opponent	Score		RPI	S	Opponent	Score		RPI	S	Opponent	Score						
15	H	Duke	60	54	48	A	Washington St.	82	61	59	A	UCLA	71	66	135	H	Pepperdine	100	65					
17	H	Maryland	47	75						77	A	Creighton	60	57	148	A	Alabama	51	53					
18	A	Minnesota	69	72						98	H	Bakersfield	54	45	155	H	High Point	83	57					
															193	H	Northern Colo.	63	56					
															203	H	Utah	66	43					
															342	H	Alcorn	83	49					
LAST 12 Division I GAMES:																								
155	H	High Point	83	57	17	H	Maryland	47	75															
98	H	Bakersfield	54	45	18	A	Minnesota	69	72															
77	A	Creighton	60	57	59	A	UCLA	71	66															
148	A	Alabama	51	53	203	H	Utah	66	43															
15	H	Duke	60	54	48	A	Washington St.	82	61															
193	H	Northern Colo.	63	56	342	H	Alcorn	83	49															

Non-Div I Games:

Nebraska

■ Loss,
■ Non-Conf, S Site,
■ Home
■ Away
N Neutral

Nevada

Through Games Of Jan. 4, 2015

Average RPI Win:	310	WON-LOST	WINNING	LAST 10	STRENGTH OF	OPP. STRENGTH	TEAM	ADJ.	CONF.	ADJ CONF.
Average RPI Loss:	76	RECORD	PCT. RANK	GAMES	SCHEDULE	OF SCHEDULE	RPI	RPI	RPI	RPI
DIV. I ONLY	4- 7	227	0- 1	164	183	208	208	19	19	
DIV. I NON-CONF.	3- 7	250	0- 1	108	141	212	212	19	19	
TOTALS	RPI 1-25	RPI 26-50	W-L RECORDS	RPI 51-100	RPI 101-150	RPI 150+				
4- 7	0- 1	0- 1	OVERALL	0- 3	0- 2	4- 0				
2- 2	0- 0	0- 0	HOME	0- 1	0- 1	2- 0				
2- 3	0- 1	0- 0	AWAY	0- 1	0- 1	2- 0				
0- 2	0- 0	0- 1	NEUTRAL	0- 1	0- 0	0- 0				
3- 7	0- 1	0- 1	NON-CONFERENCE	0- 3	0- 2	3- 0				
2- 2	0- 0	0- 0	HOME	0- 1	0- 1	2- 0				
1- 3	0- 1	0- 0	AWAY	0- 1	0- 1	1- 0				
0- 2	0- 0	0- 1	NEUTRAL	0- 1	0- 0	0- 0				
1- 0	0- 0	0- 0	CONFERENCE	0- 0	0- 0	1- 0				
0- 0	0- 0	0- 0	HOME	0- 0	0- 0	0- 0				
1- 0	0- 0	0- 0	AWAY	0- 0	0- 0	1- 0				
0- 0	0- 0	0- 0	NEUTRAL	0- 0	0- 0	0- 0				

RPI 1-25				RPI 26-50				RPI 51-100				RPI 101+ Team's RPI: 208			
RPI	S	Opponent	Score	RPI	S	Opponent	Score	RPI	S	Opponent	Score	RPI	S	Opponent	Score
25	A	California	54 76	29	N	Oregon St.	50 73	66	H	Pacific	53 64	117	H	Ole Miss	66 77
								73	N	Toledo	56 65	138	A	San Francisco	48 63
								85	A	BYU	60 65	236	H	Portland	84 59
												311	A	Grand Canyon	64 52
												344	H	UC Santa Barbara	71 58
												348	A	Air Force	76 53
LAST 12 Division I GAMES:															
29	N	Oregon St.	50 73	117	H	Ole Miss	66 77								
73	N	Toledo	56 65	348	A	Air Force	76 53								
311	A	Grand Canyon	64 52	85	A	BYU	60 65								
66	H	Pacific	53 64	25	A	California	54 76								
236	H	Portland	84 59	344	H	UC Santa Barbara	71 58								
138	A	San Francisco	48 63												

Non-Div I Games: Cal St. Stanislaus 83 57

Nevada

Loss,
Non-Conf, S Site,
H Home
A Away
N Neutral

New Hampshire

Through Games Of Jan. 4, 2015

Average RPI Win:	244	WON-LOST	WINNING	LAST 10	STRENGTH OF	OPP. STRENGTH	TEAM	ADJ.	CONF.	ADJ CONF.
Average RPI Loss:	117	RECORD	PCT. RANK	GAMES	SCHEDULE	OF SCHEDULE	RPI	RPI	RPI	RPI
DIV. I ONLY	8- 4	85	5- 4	306	179	156	156	23	23	
DIV. I NON-CONF.	7- 4	107	6- 4	317	154	180	180	24	24	
TOTALS	RPI 1-25	RPI 26-50	W-L RECORDS	RPI 51-100	RPI 101-150	RPI 150+				
8- 4	0- 0	0- 0	OVERALL	0- 1	1- 2	7- 1				
3- 2	0- 0	0- 0	HOME	0- 0	1- 1	2- 1				
5- 2	0- 0	0- 0	AWAY	0- 1	0- 1	5- 0				
0- 0	0- 0	0- 0	NEUTRAL	0- 0	0- 0	0- 0				
7- 4	0- 0	0- 0	NON-CONFERENCE	0- 1	1- 2	6- 1				
3- 2	0- 0	0- 0	HOME	0- 0	1- 1	2- 1				
4- 2	0- 0	0- 0	AWAY	0- 1	0- 1	4- 0				
0- 0	0- 0	0- 0	NEUTRAL	0- 0	0- 0	0- 0				
1- 0	0- 0	0- 0	CONFERENCE	0- 0	0- 0	1- 0				
0- 0	0- 0	0- 0	HOME	0- 0	0- 0	0- 0				
1- 0	0- 0	0- 0	AWAY	0- 0	0- 0	1- 0				
0- 0	0- 0	0- 0	NEUTRAL	0- 0	0- 0	0- 0				

RPI 1-25				RPI 26-50				RPI 51-100				RPI 101+ Team's RPI: 156					
RPI	S	Opponent	Score	RPI	S	Opponent	Score	RPI	S	Opponent	Score	RPI	S	Opponent	Score		
								96	A	Penn	39	74	103	A	Boston College	58	64
													110	H	Dartmouth	60	44
													113	H	Bryant	54	57
													154	H	Central Conn. St.	58	64
													221	A	Northeastern	63	62
													223	H	NJIT	61	56
													237	H	Brown	60	57
													247	A	Stony Brook	60	52
													300	A	Howard	78	68
													301	A	Boston U.	67	55
													314	A	Manhattan	58	54
LAST 12 Division I GAMES:																	
				221	A	Northeastern	63	62					247	A	Stony Brook	60	52
				110	H	Dartmouth	60	44					113	H	Bryant	54	57
				103	A	Boston College	58	64					314	A	Manhattan	58	54
				301	A	Boston U.	67	55					237	H	Brown	60	57
				154	H	Central Conn. St.	58	64					300	A	Howard	78	68
				96	A	Penn	39	74					223	H	NJIT	61	56

Non-Div I Games: Daniel Webster 84 32

New Hampshire

Loss, Non-Conf, S Site, H Home A Away N Neutral

Average RPI Win:	286	WON-LOST	WINNING	LAST 10	STRENGTH OF	OPP. STRENGTH	TEAM	ADJ.	CONF.	ADJ CONF.
Average RPI Loss:	95	RECORD	PCT. RANK	GAMES	SCHEDULE	OF SCHEDULE	RPI	RPI	RPI	RPI
DIV. I ONLY	4- 9	253	4- 6	40	219	197	197	19	19	
DIV. I NON-CONF.	4- 7	218	4- 6	70	266	203	203	19	19	
TOTALS	RPI 1-25	RPI 26-50	W-L RECORDS	RPI 51-100	RPI 101-150	RPI 150+				
4- 9	0- 2	0- 2	OVERALL	0- 0	0- 3	4- 2				
4- 2	0- 0	0- 1	HOME	0- 0	0- 1	4- 0				
0- 5	0- 2	0- 0	AWAY	0- 0	0- 2	0- 1				
0- 2	0- 0	0- 1	NEUTRAL	0- 0	0- 0	0- 1				
4- 7	0- 1	0- 2	NON-CONFERENCE	0- 0	0- 2	4- 2				
4- 2	0- 0	0- 1	HOME	0- 0	0- 1	4- 0				
0- 3	0- 1	0- 0	AWAY	0- 0	0- 1	0- 1				
0- 2	0- 0	0- 1	NEUTRAL	0- 0	0- 0	0- 1				
0- 2	0- 1	0- 0	CONFERENCE	0- 0	0- 1	0- 0				
0- 0	0- 0	0- 0	HOME	0- 0	0- 0	0- 0				
0- 2	0- 1	0- 0	AWAY	0- 0	0- 1	0- 0				
0- 0	0- 0	0- 0	NEUTRAL	0- 0	0- 0	0- 0				

RPI 1-25				RPI 26-50				RPI 51-100				RPI 101+ Team's RPI: 197			
RPI	S	Opponent	Score	RPI	S	Opponent	Score	RPI	S	Opponent	Score	RPI	S	Opponent	Score
11	A	Texas	37 86	36	N	Texas A&M	52 66					105	H	UC Riverside	62 70
24	A	Fresno St.	65 71	45	H	Stanford	65 70					120	A	DePaul	59 97
												126	A	Colorado St.	38 44
												164	N	Tex.-Pan American	59 61
												225	A	New Mexico St.	59 70
												230	H	Cal Poly	84 68
												290	H	UTEP	72 57
												301	H	Boston U.	56 49
												321	H	Northern Ariz.	56 37
LAST 12 Division I GAMES:															
230	H	Cal Poly	84 68	126	A	Colorado St.	38 44								
290	H	UTEP	72 57	24	A	Fresno St.	65 71								
225	A	New Mexico St.	59 70	321	H	Northern Ariz.	56 37								
11	A	Texas	37 86	45	H	Stanford	65 70								
105	H	UC Riverside	62 70	120	A	DePaul	59 97								
301	H	Boston U.	56 49	36	N	Texas A&M	52 66								

Non-Div I Games:

New Mexico

■ Loss,
■ Non-Conf,
■ S Site,
■ H Home
■ A Away
N Neutral

Average RPI Win:	222	WON-LOST	WINNING	LAST 10	STRENGTH OF	OPP. STRENGTH	TEAM	ADJ.	CONF.	ADJ CONF.
Average RPI Loss:	195	RECORD	PCT. RANK	GAMES	SCHEDULE	OF SCHEDULE	RPI	RPI	RPI	RPI
DIV. I ONLY	5- 6	192	5- 3	210	308	225	225	30	30	
DIV. I NON-CONF.	5- 6	175	5- 5	207	308	231	231	33	33	
TOTALS	RPI 1-25	RPI 26-50	W-L RECORDS	RPI 51-100	RPI 101-150	RPI 150+				
5- 6	0- 0	0- 0	OVERALL	0- 2	0- 0	5- 4				
3- 2	0- 0	0- 0	HOME	0- 0	0- 0	3- 2				
1- 3	0- 0	0- 0	AWAY	0- 0	0- 0	1- 0				
1- 1	0- 0	0- 0	NEUTRAL	0- 1	0- 0	1- 0				
5- 6	0- 0	0- 0	NON-CONFERENCE	0- 2	0- 0	5- 4				
3- 2	0- 0	0- 0	HOME	0- 0	0- 0	3- 2				
1- 3	0- 0	0- 0	AWAY	0- 1	0- 0	1- 2				
1- 1	0- 0	0- 0	NEUTRAL	0- 1	0- 0	1- 0				
0- 0	0- 0	0- 0	CONFERENCE	0- 0	0- 0	0- 0				
0- 0	0- 0	0- 0	HOME	0- 0	0- 0	0- 0				
0- 0	0- 0	0- 0	AWAY	0- 0	0- 0	0- 0				
0- 0	0- 0	0- 0	NEUTRAL	0- 0	0- 0	0- 0				

RPI 1-25				RPI 26-50				RPI 51-100				RPI 101+				Team's RPI: 225	
RPI	S	Opponent	Score	RPI	S	Opponent	Score	RPI	S	Opponent	Score	RPI	S	Opponent	Score		
								66	N	Pacific	62	67	167	N	Fla. Atlantic	57	44
								95	A	Boise St.	45	70	197	H	New Mexico	70	59
													210	H	Cal St. Fullerton	51	66
													227	A	Sacramento St.	85	93
													230	H	Cal Poly	79	65
													256	H	North Dakota St.	79	59
													259	A	Southern Utah	81	64
													284	H	Weber St.	97	100
													290	A	UTEP	73	78
LAST 12 Division I GAMES:																	
				230	H	Cal Poly	79	65					259	A	Southern Utah	81	64
				256	H	North Dakota St.	79	59					167	N	Fla. Atlantic	57	44
				197	H	New Mexico	70	59					66	N	Pacific	62	67
				210	H	Cal St. Fullerton	51	66					95	A	Boise St.	45	70
				284	H	Weber St.	97	100					290	A	UTEP	73	78
				227	A	Sacramento St.	85	93									

Non-Div I Games: Eastern N.M. 79 51 Northern N.M. 81 39

New Mexico St.

Loss, Non-Conf, S Site, H Home A Away N Neutral

Average RPI Win:	318	WON-LOST	WINNING	LAST 10	STRENGTH OF	OPP. STRENGTH	TEAM	ADJ.	CONF.	ADJ CONF.
Average RPI Loss:	156	RECORD	PCT. RANK	GAMES	SCHEDULE	OF SCHEDULE	RPI	RPI	RPI	RPI
DIV. I ONLY	1- 6	322	0- 0	58	343	271	271	29	29	
DIV. I NON-CONF.	1- 6	316	0- 0	73	340	270	270	29	29	
TOTALS	RPI 1-25	RPI 26-50	W-L RECORDS	RPI 51-100	RPI 101-150	RPI 150+				
1- 6	0- 0	0- 1	OVERALL	0- 1	0- 2	1- 2				
1- 1	0- 0	0- 1	HOME	0- 0	0- 0	1- 0				
0- 5	0- 0	0- 0	AWAY	0- 0	0- 0	0- 0				
0- 0	0- 0	0- 0	NEUTRAL	0- 0	0- 0	0- 0				
1- 6	0- 0	0- 1	NON-CONFERENCE	0- 1	0- 2	1- 2				
1- 1	0- 0	0- 1	HOME	0- 0	0- 0	1- 0				
0- 5	0- 0	0- 0	AWAY	0- 1	0- 2	0- 2				
0- 0	0- 0	0- 0	NEUTRAL	0- 0	0- 0	0- 0				
0- 0	0- 0	0- 0	CONFERENCE	0- 0	0- 0	0- 0				
0- 0	0- 0	0- 0	HOME	0- 0	0- 0	0- 0				
0- 0	0- 0	0- 0	AWAY	0- 0	0- 0	0- 0				
0- 0	0- 0	0- 0	NEUTRAL	0- 0	0- 0	0- 0				

RPI 1-25				RPI 26-50				RPI 51-100				RPI 101+ Team's RPI: 271			
RPI	S	Opponent	Score	RPI	S	Opponent	Score	RPI	S	Opponent	Score	RPI	S	Opponent	Score
				32	H	Mississippi St.	45 85	79	A	Oklahoma St.	33 84	119	A	Jacksonville St.	51 65
												148	A	Alabama	58 87
												244	A	Tulsa	55 78
												311	A	Grand Canyon	57 59
												318	H	Kent St.	58 55
LAST 12 Division I GAMES:															
				311	A	Grand Canyon	57 59	318	H	Kent St.	58 55				
				32	H	Mississippi St.	45 85	148	A	Alabama	58 87				
				119	A	Jacksonville St.	51 65	244	A	Tulsa	55 78				
								79	A	Oklahoma St.	33 84				

Non-Div I Games: West Ala. 54 66 Crowley's Ridge 87 54

New Orleans

Loss, Non-Conf, S Site, H Home A Away N Neutral

Niagara

Through Games Of Jan. 4, 2015

Average RPI Win:	262	WON-LOST	WINNING	LAST 10	STRENGTH OF	OPP. STRENGTH	TEAM	ADJ.	CONF.	ADJ CONF.
Average RPI Loss:	83	RECORD	PCT. RANK	GAMES	SCHEDULE	OF SCHEDULE	RPI	RPI	RPI	RPI
DIV. I ONLY	7- 6	156	7- 3	238	176	170	170	24	24	
DIV. I NON-CONF.	4- 5	187	4- 4	134	253	161	161	22	22	
TOTALS	RPI 1-25	RPI 26-50	W-L RECORDS	RPI 51-100	RPI 101-150	RPI 150+				
7- 6	0- 0	0- 1	OVERALL	0- 3	1- 1	6- 1				
4- 2	0- 0	0- 0	HOME	0- 1	0- 1	4- 0				
3- 4	0- 0	0- 1	AWAY	0- 2	1- 0	2- 1				
0- 0	0- 0	0- 0	NEUTRAL	0- 0	0- 0	0- 0				
4- 5	0- 0	0- 0	NON-CONFERENCE	0- 3	1- 1	3- 1				
2- 2	0- 0	0- 0	HOME	0- 1	0- 1	2- 0				
2- 3	0- 0	0- 0	AWAY	0- 2	1- 0	1- 1				
0- 0	0- 0	0- 0	NEUTRAL	0- 0	0- 0	0- 0				
3- 1	0- 0	0- 1	CONFERENCE	0- 0	0- 0	3- 0				
2- 0	0- 0	0- 0	HOME	0- 0	0- 0	2- 0				
1- 1	0- 0	0- 1	AWAY	0- 0	0- 0	1- 0				
0- 0	0- 0	0- 0	NEUTRAL	0- 0	0- 0	0- 0				

RPI S	Opponent	Score	RPI S	Opponent	Score	RPI S	Opponent	Score	RPI S	Opponent	Score	Team's RPI: 170
			37 A	Quinnipiac	66 80	51 A	Youngstown St.	61 83	110 H	Dartmouth	70 76	
						57 A	Pittsburgh	54 70	127 A	Cleveland St.	76 58	
						89 H	St. Bonaventure	60 72	152 A	Buffalo	64 73	
									173 A	Fairfield	66 64	
									257 H	Detroit	71 49	
									278 A	Binghamton	63 52	
									314 H	Manhattan	64 36	
									341 H	Mt. St. Mary's	78 60	
									343 H	Saint Peter's	73 40	
LAST 12 Division I GAMES:												
173 A	Fairfield	66 64	110 H	Dartmouth	70 76							
37 A	Quinnipiac	66 80	89 H	St. Bonaventure	60 72							
341 H	Mt. St. Mary's	78 60	127 A	Cleveland St.	76 58							
278 A	Binghamton	63 52	314 H	Manhattan	64 36							
152 A	Buffalo	64 73	343 H	Saint Peter's	73 40							
57 A	Pittsburgh	54 70	257 H	Detroit	71 49							

Non-Div I Games:

Niagara

Loss, Non-Conf, S Site, H Home A Away N Neutral

Average RPI Win:	307	WON-LOST	WINNING	LAST 10	STRENGTH OF	OPP. STRENGTH	TEAM	ADJ.	CONF.	ADJ CONF.
Average RPI Loss:	141	RECORD	PCT. RANK	GAMES	SCHEDULE	OF SCHEDULE	RPI	RPI	RPI	RPI
DIV. I ONLY	3- 8	268	3- 7	223	231	272	272	29	29	
DIV. I NON-CONF.	3- 7	250	3- 7	151	244	243	243	29	29	
TOTALS	RPI 1-25	RPI 26-50	W-L RECORDS	RPI 51-100	RPI 101-150	RPI 150+				
3- 8	0- 0	0- 1	OVERALL	0- 3	0- 0	3- 4				
1- 1	0- 0	0- 0	HOME	0- 0	0- 0	1- 1				
0- 5	0- 0	0- 1	AWAY	0- 2	0- 0	0- 2				
2- 2	0- 0	0- 0	NEUTRAL	0- 1	0- 0	2- 1				
3- 7	0- 0	0- 1	NON-CONFERENCE	0- 3	0- 0	3- 3				
1- 1	0- 0	0- 0	HOME	0- 0	0- 0	1- 1				
0- 4	0- 0	0- 1	AWAY	0- 2	0- 0	0- 1				
2- 2	0- 0	0- 0	NEUTRAL	0- 1	0- 0	2- 1				
0- 1	0- 0	0- 0	CONFERENCE	0- 0	0- 0	0- 1				
0- 0	0- 0	0- 0	HOME	0- 0	0- 0	0- 0				
0- 1	0- 0	0- 0	AWAY	0- 0	0- 0	0- 1				
0- 0	0- 0	0- 0	NEUTRAL	0- 0	0- 0	0- 0				

RPI 1-25			RPI 26-50			RPI 51-100			RPI 101+			Team's RPI: 272
RPI	S	Opponent	Score	RPI	S	Opponent	Score	RPI	S	Opponent	Score	Score
				50	A	Tulane	44 77	51	N	Youngstown St.	50 51	57 89
								63	A	Arkansas	52 63	62 80
								72	A	Texas Tech	49 76	47 65
									N	Houston	47 65	
									N	UTSA	57 49	
									A	Lamar	62 67	
									H	South Ala.	66 62	
									N	Norfolk St.	69 64	
LAST 12 Division I GAMES:												
319	A	Lamar	62 67	231	N	Houston	47 65					
151	H	Southern Miss.	57 89	72	A	Texas Tech	49 76					
249	N	UTSA	57 49	188	A	Louisiana Tech	62 80					
51	N	Youngstown St.	50 51	335	H	South Ala.	66 62					
63	A	Arkansas	52 63	50	A	Tulane	44 77					
				336	N	Norfolk St.	69 64					

Non-Div I Games: Southern-N.O. 87 84

Nicholls St.

■ Loss,
 ■ Non-Conf,
 ■ S Site,
 ■ Home
 ■ A Away
 N Neutral

Average RPI Win:	256	WON-LOST	WINNING	LAST 10	STRENGTH OF	OPP. STRENGTH	TEAM	ADJ.	CONF.	ADJ CONF.
Average RPI Loss:	198	RECORD	PCT. RANK	GAMES	SCHEDULE	OF SCHEDULE	RPI	RPI	RPI	RPI
DIV. I ONLY	2- 10	308	2- 8	316	246	336	336	32	32	
DIV. I NON-CONF.	1- 10	330	1- 10	287	263	333	333	31	31	
TOTALS	RPI 1-25	RPI 26-50	W-L RECORDS	RPI 51-100	RPI 101-150	RPI 150+				
2- 10	0- 0	0- 0	OVERALL	0- 1	0- 2	2- 7				
1- 3	0- 0	0- 0	HOME	0- 0	0- 2	1- 1				
1- 5	0- 0	0- 0	AWAY	0- 1	0- 0	1- 4				
0- 2	0- 0	0- 0	NEUTRAL	0- 0	0- 0	0- 2				
1- 10	0- 0	0- 0	NON-CONFERENCE	0- 1	0- 2	1- 7				
0- 3	0- 0	0- 0	HOME	0- 0	0- 2	0- 1				
1- 5	0- 0	0- 0	AWAY	0- 1	0- 0	1- 4				
0- 2	0- 0	0- 0	NEUTRAL	0- 0	0- 0	0- 2				
1- 0	0- 0	0- 0	CONFERENCE	0- 0	0- 0	1- 0				
1- 0	0- 0	0- 0	HOME	0- 0	0- 0	1- 0				
0- 0	0- 0	0- 0	AWAY	0- 0	0- 0	0- 0				
0- 0	0- 0	0- 0	NEUTRAL	0- 0	0- 0	0- 0				

RPI 1-25			RPI 26-50			RPI 51-100			RPI 101+			Team's RPI: 336
RPI	S	Opponent	Score	RPI	S	Opponent	Score	RPI	S	Opponent	Score	
						93 A East Carolina	36 65	124 H Hofstra			47 64	
								137 H Marshall			71 73	
								184 A Virginia Tech			49 60	
								198 H Morehead St.			66 83	
								224 A USC Upstate			58 70	
								226 A Tennessee St.			65 58	
								246 N Holy Cross			62 63	
								247 A Stony Brook			46 52	
								255 A Radford			65 74	
								272 N Nicholls St.			64 69	
								285 H Morgan St.			68 63	
LAST 12 Division I GAMES:												
224 A		USC Upstate	58 70	137 H		Marshall	71 73					
247 A		Stony Brook	46 52	285 H		Morgan St.	68 63					
246 N		Holy Cross	62 63	272 N		Nicholls St.	64 69					
93 A		East Carolina	36 65	226 A		Tennessee St.	65 58					
184 A		Virginia Tech	49 60	124 H		Hofstra	47 64					
198 H		Morehead St.	66 83	255 A		Radford	65 74					

Non-Div I Games:

Norfolk St.

North Carolina

Through Games Of Jan. 4, 2015

Average RPI Win:	121	WON-LOST	WINNING	LAST 10	STRENGTH OF	OPP. STRENGTH	TEAM	ADJ.	CONF.	ADJ CONF.
Average RPI Loss:	29	RECORD	PCT. RANK	GAMES	SCHEDULE	OF SCHEDULE	RPI	RPI	RPI	RPI
DIV. I ONLY	14- 1	5	9- 1	32	32	10	10	2	2	
DIV. I NON-CONF.	13- 1	5	10- 1	50	41	10	10	2	2	
TOTALS	RPI 1-25	RPI 26-50	W-L RECORDS	RPI 51-100	RPI 101-150	RPI 150+				
14- 1	0- 0	1- 1	OVERALL	6- 0	4- 0	3- 0				
7- 1	0- 0	0- 1	HOME	4- 0	2- 0	1- 0				
3- 0	0- 0	0- 0	AWAY	1- 0	1- 0	1- 0				
4- 0	0- 0	1- 0	NEUTRAL	1- 0	1- 0	1- 0				
13- 1	0- 0	1- 1	NON-CONFERENCE	5- 0	4- 0	3- 0				
6- 1	0- 0	0- 1	HOME	3- 0	2- 0	1- 0				
3- 0	0- 0	0- 0	AWAY	1- 0	1- 0	1- 0				
4- 0	0- 0	1- 0	NEUTRAL	1- 0	1- 0	1- 0				
1- 0	0- 0	0- 0	CONFERENCE	1- 0	0- 0	0- 0				
1- 0	0- 0	0- 0	HOME	1- 0	0- 0	0- 0				
0- 0	0- 0	0- 0	AWAY	0- 0	0- 0	0- 0				
0- 0	0- 0	0- 0	NEUTRAL	0- 0	0- 0	0- 0				

RPI S	Opponent	Score	RPI S	Opponent	Score	RPI S	Opponent	Score	RPI S	Opponent	Score
29	H Oregon St.	55 70	45	N Stanford	70 54	53	A Rutgers	96 93	116	N Maine	65 36
						59	H UCLA	84 68	136	H East Tenn. St.	95 62
						60	N Elon	85 67	139	H Appalachian St.	84 52
						74	H North Carolina St.	72 56	143	A Hawaii	74 65
						79	H Oklahoma St.	79 77	191	A Oregon	76 59
						90	H Albany (NY)	71 56	202	N Prairie View	81 45
									300	H Howard	83 49
LAST 12 Division I GAMES:											
74	H North Carolina St.	72 56	116	N Maine	65 36	29	H Oregon St.	55 70			
136	H East Tenn. St.	95 62	139	H Appalachian St.	84 52	53	A Rutgers	96 93			
90	H Albany (NY)	71 56	143	A Hawaii	74 65	191	A Oregon	76 59			
60	N Elon	85 67	202	N Prairie View	81 45						
45	N Stanford	70 54									
191	A Oregon	76 59									

Non-Div I Games:

North Carolina

■ Loss,
 ■ Non-Conf, S Site,
 ■ Home
 ■ Away
 N Neutral

Average RPI Win:	189	WON-LOST	WINNING	LAST 10	STRENGTH OF	OPP. STRENGTH	TEAM	ADJ.	CONF.	ADJ CONF.
Average RPI Loss:	43	RECORD	PCT. RANK	GAMES	SCHEDULE	OF SCHEDULE	RPI	RPI	RPI	RPI
DIV. I ONLY	9- 5	99	5- 5	70	55	74	74	2	2	
DIV. I NON-CONF.	9- 4	83	7- 4	116	71	74	74	2	2	
TOTALS	RPI 1-25	RPI 26-50	W-L RECORDS	RPI 51-100	RPI 101-150	RPI 150+				
9- 5	0- 3	0- 1	OVERALL	3- 0	0- 1	6- 0				
7- 1	0- 1	0- 0	HOME	2- 0	0- 0	5- 0				
1- 3	0- 0	0- 0	AWAY	0- 0	0- 0	1- 0				
1- 1	0- 1	0- 0	NEUTRAL	1- 0	0- 0	0- 0				
9- 4	0- 2	0- 1	NON-CONFERENCE	3- 0	0- 1	6- 0				
7- 1	0- 1	0- 0	HOME	2- 0	0- 0	5- 0				
1- 2	0- 0	0- 1	AWAY	0- 0	0- 1	1- 0				
1- 1	0- 1	0- 0	NEUTRAL	1- 0	0- 0	0- 0				
0- 1	0- 1	0- 0	CONFERENCE	0- 0	0- 0	0- 0				
0- 0	0- 0	0- 0	HOME	0- 0	0- 0	0- 0				
0- 1	0- 1	0- 0	AWAY	0- 0	0- 0	0- 0				
0- 0	0- 0	0- 0	NEUTRAL	0- 0	0- 0	0- 0				

RPI 1-25				RPI 26-50				RPI 51-100 Team's RPI: 74				RPI 101+			
RPI	S	Opponent	Score	RPI	S	Opponent	Score	RPI	S	Opponent	Score	RPI	S	Opponent	Score
10	A	North Carolina	56 72	50	A	Tulane	51 60	60	H	Elon	84 51	114	A	Villanova	65 74
18	H	Minnesota	55 60					72	N	Texas Tech	75 42	155	H	High Point	66 62
21	N	George Washington	66 74					100	H	Liberty	67 64	204	A	Charlotte	70 63
												226	H	Tennessee St.	84 55
												238	H	Davidson	82 66
												309	H	Coppin St.	81 61
												341	H	Mt. St. Mary's	85 60
LAST 12 Division I GAMES:															
10	A	North Carolina	56 72	341	H	Mt. St. Mary's	85 60								
114	A	Villanova	65 74	60	H	Elon	84 51								
238	H	Davidson	82 66	18	H	Minnesota	55 60								
100	H	Liberty	67 64	72	N	Texas Tech	75 42								
155	H	High Point	66 62	21	N	George Washington	66 74								
204	A	Charlotte	70 63	50	A	Tulane	51 60								

Non-Div I Games:

North Carolina St.

■ Loss,
 ■ Non-Conf, S Site,
 ■ Home
 ■ Away
 N Neutral

North Dakota

Through Games Of Jan. 4, 2015

Average RPI Win:	237	WON-LOST	WINNING	LAST 10	STRENGTH OF	OPP. STRENGTH	TEAM	ADJ.	CONF.	ADJ CONF.
Average RPI Loss:	59	RECORD	PCT. RANK	GAMES	SCHEDULE	OF SCHEDULE	RPI	RPI	RPI	RPI
DIV. I ONLY	8- 4	85	5- 3	155	191	83	83	21	21	
DIV. I NON-CONF.	6- 4	130	5- 3	160	211	89	89	20	20	
TOTALS	RPI 1-25	RPI 26-50	W-L RECORDS	RPI 51-100	RPI 101-150	RPI 150+				
8- 4	0- 1	0- 0	OVERALL	0- 3	1- 0	7- 0				
3- 1	0- 1	0- 0	HOME	0- 0	1- 0	2- 0				
4- 3	0- 0	0- 0	AWAY	0- 3	0- 0	4- 0				
1- 0	0- 0	0- 0	NEUTRAL	0- 0	0- 0	1- 0				
6- 4	0- 1	0- 0	NON-CONFERENCE	0- 3	0- 0	6- 0				
1- 1	0- 1	0- 0	HOME	0- 0	0- 0	1- 0				
4- 3	0- 0	0- 0	AWAY	0- 3	0- 0	4- 0				
1- 0	0- 0	0- 0	NEUTRAL	0- 0	0- 0	1- 0				
2- 0	0- 0	0- 0	CONFERENCE	0- 0	1- 0	1- 0				
2- 0	0- 0	0- 0	HOME	0- 0	1- 0	1- 0				
0- 0	0- 0	0- 0	AWAY	0- 0	0- 0	0- 0				
0- 0	0- 0	0- 0	NEUTRAL	0- 0	0- 0	0- 0				

RPI 1-25				RPI 26-50				RPI 51-100				Team's RPI: 83	RPI 101+			
RPI	S	Opponent	Score	RPI	S	Opponent	Score	RPI	S	Opponent	Score		RPI	S	Opponent	Score
18	H	Minnesota	55 68					65	A	South Dakota	81 86		141	H	Montana St.	82 74
								67	A	Colorado	59 68		153	H	Montana	59 52
								86	A	Clemson	67 72		196	A	Towson	54 52
													212	A	Western Ill.	85 77
													256	A	North Dakota St.	90 87
													302	H	Milwaukee	83 76
													316	N	St. Francis Brooklyn	70 63
													323	A	Omaha	72 52
LAST 12 Division I GAMES:																
153	H	Montana	59 52	18	H	Minnesota	55 68	256	A	North Dakota St.	90 87		212	A	Western Ill.	85 77
141	H	Montana St.	82 74	65	A	South Dakota	81 86	323	A	Omaha	72 52		196	A	Towson	54 52
67	A	Colorado	59 68	86	A	Clemson	67 72	316	N	St. Francis Brooklyn	70 63					
302	H	Milwaukee	83 76													
67	A	Colorado	59 68													

Non-Div I Games: Dickinson St. 88 40 Mayville St. 98 54

North Dakota

Loss, Non-Conf, S Site, H Home A Away N Neutral

Average RPI Win:	215	WON-LOST	WINNING	LAST 10	STRENGTH OF	OPP. STRENGTH	TEAM	ADJ.	CONF.	ADJ CONF.
Average RPI Loss:	170	RECORD	PCT. RANK	GAMES	SCHEDULE	OF SCHEDULE	RPI	RPI	RPI	RPI
DIV. I ONLY	5- 8	216	3- 6	237	241	256	256	26	26	
DIV. I NON-CONF.	3- 8	264	2- 7	254	273	290	290	26	26	
TOTALS	RPI 1-25	RPI 26-50	W-L RECORDS	RPI 51-100	RPI 101-150	RPI 150+				
5- 8	0- 0	0- 1	OVERALL	1- 2	0- 1	4- 4				
3- 2	0- 0	0- 0	HOME	1- 1	0- 0	2- 1				
0- 6	0- 0	0- 1	AWAY	0- 1	0- 1	0- 3				
2- 0	0- 0	0- 0	NEUTRAL	0- 0	0- 0	2- 0				
3- 8	0- 0	0- 1	NON-CONFERENCE	0- 2	0- 1	3- 4				
1- 2	0- 0	0- 0	HOME	0- 1	0- 0	1- 1				
0- 6	0- 0	0- 1	AWAY	0- 1	0- 1	0- 3				
2- 0	0- 0	0- 0	NEUTRAL	0- 0	0- 0	2- 0				
2- 0	0- 0	0- 0	CONFERENCE	1- 0	0- 0	1- 0				
2- 0	0- 0	0- 0	HOME	1- 0	0- 0	1- 0				
0- 0	0- 0	0- 0	AWAY	0- 0	0- 0	0- 0				
0- 0	0- 0	0- 0	NEUTRAL	0- 0	0- 0	0- 0				

RPI 1-25			RPI 26-50			RPI 51-100			RPI 101+			Team's RPI: 256			
RPI	S	Opponent	Score	RPI	S	Opponent	Score	RPI	S	Opponent	Score	RPI	S	Opponent	Score
				32	A	Mississippi St.	58 109	69	H	South Dakota St.	83 78	118	A	UNI	41 56
								82	A	Western Mich.	59 74	210	A	Cal St. Fullerton	79 86
								83	H	North Dakota	87 90	221	N	Northeastern	79 72
												223	N	NJIT	60 48
												225	A	New Mexico St.	59 79
												243	H	Oral Roberts	77 64
												302	H	Milwaukee	73 77
												311	A	Grand Canyon	54 69
												318	H	Kent St.	74 68
LAST 12 Division I GAMES:															
				69	H	South Dakota St.	83 78	225	A	New Mexico St.	59 79				
				243	H	Oral Roberts	77 64	118	A	UNI	41 56				
				311	A	Grand Canyon	54 69	83	H	North Dakota	87 90				
				210	A	Cal St. Fullerton	79 86	32	A	Mississippi St.	58 109				
				82	A	Western Mich.	59 74	223	N	NJIT	60 48				
				302	H	Milwaukee	73 77	221	N	Northeastern	79 72				

Non-Div I Games: Mayville St. 83 66

North Dakota St.

North Florida

Through Games Of Jan. 4, 2015

Average RPI Win:	260	WON-LOST	WINNING	LAST 10	STRENGTH OF	OPP. STRENGTH	TEAM	ADJ.	CONF.	ADJ CONF.
Average RPI Loss:	151	RECORD	PCT. RANK	GAMES	SCHEDULE	OF SCHEDULE	RPI	RPI	RPI	RPI
DIV. I ONLY	6- 6	161	6- 3	199	264	157	157	12	12	
DIV. I NON-CONF.	6- 6	157	6- 5	193	267	157	157	12	12	
TOTALS	RPI 1-25	RPI 26-50	W-L RECORDS	RPI 51-100	RPI 101-150	RPI 150+				
6- 6	0- 0	0- 1	OVERALL	0- 0	0- 1	6- 4				
3- 1	0- 0	0- 0	HOME	0- 0	0- 0	3- 1				
2- 5	0- 0	0- 1	AWAY	0- 0	0- 1	2- 3				
1- 0	0- 0	0- 0	NEUTRAL	0- 0	0- 0	1- 0				
6- 6	0- 0	0- 1	NON-CONFERENCE	0- 0	0- 1	6- 4				
3- 1	0- 0	0- 0	HOME	0- 0	0- 0	3- 1				
2- 5	0- 0	0- 1	AWAY	0- 0	0- 1	2- 3				
1- 0	0- 0	0- 0	NEUTRAL	0- 0	0- 0	1- 0				
0- 0	0- 0	0- 0	CONFERENCE	0- 0	0- 0	0- 0				
0- 0	0- 0	0- 0	HOME	0- 0	0- 0	0- 0				
0- 0	0- 0	0- 0	AWAY	0- 0	0- 0	0- 0				
0- 0	0- 0	0- 0	NEUTRAL	0- 0	0- 0	0- 0				

RPI 1-25			RPI 26-50			RPI 51-100			RPI 101+			Team's RPI: 157
RPI	S	Opponent	Score	RPI	S	Opponent	Score	RPI	S	Opponent	Score	
				30	A	Florida St.	58 79					
								101	A	Miami (FL)	53 81	
								169	A	UCF	56 60	
								181	A	Florida	51 63	
								182	H	Mercer	57 55	
								207	A	Samford	47 81	
								217	H	Georgia St.	59 72	
								226	A	Tennessee St.	54 53	
								240	N	Eastern Ky.	62 45	
								283	A	UNCW	55 41	
								291	H	Western Caro.	62 45	
								340	H	Wofford	68 60	
LAST 12 Division I GAMES:												
182	H	Mercer	57 55	30	A	Florida St.	58 79					
181	A	Florida	51 63	226	A	Tennessee St.	54 53					
291	H	Western Caro.	62 45	169	A	UCF	56 60					
340	H	Wofford	68 60	240	N	Eastern Ky.	62 45					
101	A	Miami (FL)	53 81	283	A	UNCW	55 41					
217	H	Georgia St.	59 72	207	A	Samford	47 81					

Non-Div I Games: Thomas (GA) 54 39 Edward Waters 62 57

North Florida

Loss, Non-Conf, S Site, H Home A Away N Neutral

North Texas

Through Games Of Jan. 4, 2015

Average RPI Win:	346	WON-LOST	WINNING	LAST 10	STRENGTH OF	OPP. STRENGTH	TEAM	ADJ.	CONF.	ADJ CONF.
Average RPI Loss:	199	RECORD	PCT. RANK	GAMES	SCHEDULE	OF SCHEDULE	RPI	RPI	RPI	RPI
DIV. I ONLY	1- 12	338	1- 9	281	300	338	338	17	17	
DIV. I NON-CONF.	1- 10	330	1- 9	288	268	338	338	17	17	
TOTALS	RPI 1-25	RPI 26-50	W-L RECORDS	RPI 51-100	RPI 101-150	RPI 150+				
1- 12	0- 0	0- 1	OVERALL	0- 1	0- 2	1- 8				
0- 7	0- 0	0- 0	HOME	0- 1	0- 1	0- 5				
1- 5	0- 0	0- 1	AWAY	0- 0	0- 1	1- 3				
0- 0	0- 0	0- 0	NEUTRAL	0- 0	0- 0	0- 0				
1- 10	0- 0	0- 1	NON-CONFERENCE	0- 1	0- 2	1- 6				
0- 7	0- 0	0- 0	HOME	0- 1	0- 1	0- 5				
1- 3	0- 0	0- 1	AWAY	0- 0	0- 1	1- 1				
0- 0	0- 0	0- 0	NEUTRAL	0- 0	0- 0	0- 0				
0- 2	0- 0	0- 0	CONFERENCE	0- 0	0- 0	0- 2				
0- 0	0- 0	0- 0	HOME	0- 0	0- 0	0- 0				
0- 2	0- 0	0- 0	AWAY	0- 0	0- 0	0- 2				
0- 0	0- 0	0- 0	NEUTRAL	0- 0	0- 0	0- 0				

RPI 1-25				RPI 26-50				RPI 51-100				RPI 101+ Team's RPI: 338			
RPI	S	Opponent	Score	RPI	S	Opponent	Score	RPI	S	Opponent	Score	RPI	S	Opponent	Score
				36	A	Texas A&M	38 75	61	H	Oklahoma	39 68	138	A	San Francisco	42 60
												149	H	Massachusetts	46 56
												193	H	Northern Colo.	48 53
												194	H	Texas-Arlington	38 46
												216	A	SMU	55 62
												231	H	Houston	42 46
												249	A	UTSA	45 53
												290	A	UTEP	58 60
												297	H	Eastern Ill.	57 59
												332	H	Denver	55 63
												346	A	UMKC	65 47
LAST 12 Division I GAMES:															
249	A	UTSA	45 53	194	H	Texas-Arlington	38 46								
290	A	UTEP	58 60	138	A	San Francisco	42 60								
36	A	Texas A&M	38 75	346	A	UMKC	65 47								
332	H	Denver	55 63	61	H	Oklahoma	39 68								
149	H	Massachusetts	46 56	216	A	SMU	55 62								
193	H	Northern Colo.	48 53	297	H	Eastern Ill.	57 59								

Non-Div I Games:

North Texas

 Loss,
 Non-Conf,
 S Site,
 H Home
 A Away
N Neutral

Northeastern

Through Games Of Jan. 4, 2015

Average RPI Win:	173	WON-LOST	WINNING	LAST 10	STRENGTH OF	OPP. STRENGTH	TEAM	ADJ.	CONF.	ADJ CONF.
Average RPI Loss:	136	RECORD	PCT. RANK	GAMES	SCHEDULE	OF SCHEDULE	RPI	RPI	RPI	RPI
DIV. I ONLY	3- 8	268	0- 1	127	169	221	221	10	10	
DIV. I NON-CONF.	3- 7	250	0- 1	139	194	221	221	10	10	
TOTALS	RPI 1-25	RPI 26-50	W-L RECORDS	RPI 51-100	RPI 101-150	RPI 150+				
3- 8	0- 0	0- 0	OVERALL	1- 2	1- 2	1- 4				
2- 1	0- 0	0- 0	HOME	0- 0	1- 0	1- 1				
1- 6	0- 0	0- 0	AWAY	1- 2	0- 2	0- 2				
0- 1	0- 0	0- 0	NEUTRAL	0- 0	0- 0	0- 1				
3- 7	0- 0	0- 0	NON-CONFERENCE	1- 1	1- 2	1- 4				
2- 1	0- 0	0- 0	HOME	0- 0	1- 0	1- 1				
1- 5	0- 0	0- 0	AWAY	1- 1	0- 2	0- 2				
0- 1	0- 0	0- 0	NEUTRAL	0- 0	0- 0	0- 1				
0- 1	0- 0	0- 0	CONFERENCE	0- 1	0- 0	0- 0				
0- 0	0- 0	0- 0	HOME	0- 0	0- 0	0- 0				
0- 1	0- 0	0- 0	AWAY	0- 1	0- 0	0- 0				
0- 0	0- 0	0- 0	NEUTRAL	0- 0	0- 0	0- 0				

RPI 1-25				RPI 26-50				RPI 51-100				RPI 101+				Team's RPI: 221	
RPI	S	Opponent	Score	RPI	S	Opponent	Score	RPI	S	Opponent	Score	RPI	S	Opponent	Score		
								53	A	Rutgers	60	74	103	A	Boston College	56	66
								75	A	Drexel	35	58	116	A	Maine	51	60
								90	A	Albany (NY)	70	67	128	H	Marist	58	51
													156	H	New Hampshire	62	63
													161	A	Harvard	65	67
													167	A	Fla. Atlantic	74	81
													256	N	North Dakota St.	72	79
													301	H	Boston U.	75	74
LAST 12 Division I GAMES:																	
167	A	Fla. Atlantic	74	81	156	H	New Hampshire	62	63								
75	A	Drexel	35	58	161	A	Harvard	65	67								
103	A	Boston College	56	66	116	A	Maine	51	60								
90	A	Albany (NY)	70	67	256	N	North Dakota St.	72	79								
301	H	Boston U.	75	74	128	H	Marist	58	51								
					53	A	Rutgers	60	74								

Non-Div I Games:

Northeastern

■ Loss,
 ■ Non-Conf,
 ■ S Site,
 ■ H Home
 ■ A Away
 N Neutral

Average RPI Win:	277	WON-LOST	WINNING	LAST 10	STRENGTH OF	OPP. STRENGTH	TEAM	ADJ.	CONF.	ADJ CONF.
Average RPI Loss:	182	RECORD	PCT. RANK	GAMES	SCHEDULE	OF SCHEDULE	RPI	RPI	RPI	RPI
DIV. I ONLY	5- 6	192	4- 5	341	216	321	321	21	21	
DIV. I NON-CONF.	3- 6	233	2- 6	332	251	329	329	20	20	
TOTALS	RPI 1-25	RPI 26-50	W-L RECORDS	RPI 51-100	RPI 101-150	RPI 150+				
5- 6	0- 0	0- 0	OVERALL	0- 1	0- 1	5- 4				
5- 2	0- 0	0- 0	HOME	0- 1	0- 1	5- 0				
0- 4	0- 0	0- 0	AWAY	0- 0	0- 0	0- 4				
0- 0	0- 0	0- 0	NEUTRAL	0- 0	0- 0	0- 0				
3- 6	0- 0	0- 0	NON-CONFERENCE	0- 1	0- 1	3- 4				
3- 2	0- 0	0- 0	HOME	0- 1	0- 1	3- 0				
0- 4	0- 0	0- 0	AWAY	0- 0	0- 0	0- 4				
0- 0	0- 0	0- 0	NEUTRAL	0- 0	0- 0	0- 0				
2- 0	0- 0	0- 0	CONFERENCE	0- 0	0- 0	2- 0				
2- 0	0- 0	0- 0	HOME	0- 0	0- 0	2- 0				
0- 0	0- 0	0- 0	AWAY	0- 0	0- 0	0- 0				
0- 0	0- 0	0- 0	NEUTRAL	0- 0	0- 0	0- 0				

RPI 1-25			RPI 26-50			RPI 51-100			RPI 101+			Team's RPI: 321
RPI	S	Opponent	Score	RPI	S	Opponent	Score	RPI	S	Opponent	Score	
						84 H CSUN	71 77	135 H		Pepperdine	63 66	
								191 A		Oregon	47 59	
								194 A		Texas-Arlington	62 80	
								197 A		New Mexico	37 56	
								227 H		Sacramento St.	64 60	
								254 H		Portland St.	94 46	
								273 H		UC Irvine	66 35	
								287 H		Loyola Marymount	82 64	
								290 A		UTEP	58 82	
								344 H		UC Santa Barbara	67 49	
LAST 12 Division I GAMES:												
254 H		Portland St.	94 46	191 A		Oregon	47 59					
227 H		Sacramento St.	64 60	287 H		Loyola Marymount	82 64					
197 A		New Mexico	37 56	194 A		Texas-Arlington	62 80					
84 H		CSUN	71 77	344 H		UC Santa Barbara	67 49					
135 H		Pepperdine	63 66	290 A		UTEP	58 82					
				273 H		UC Irvine	66 35					

Non-Div I Games: Western N.M. 54 58 Fort Lewis 61 43

Northern Ariz.

Loss, Non-Conf, S Site, H Home A Away N Neutral

Average RPI Win:	280	WON-LOST	WINNING	LAST 10	STRENGTH OF	OPP. STRENGTH	TEAM	ADJ.	CONF.	ADJ CONF.
Average RPI Loss:	88	RECORD	PCT. RANK	GAMES	SCHEDULE	OF SCHEDULE	RPI	RPI	RPI	RPI
DIV. I ONLY	6- 6	161	4- 6	284	94	193	193	21	21	
DIV. I NON-CONF.	5- 5	157	4- 5	289	99	179	179	20	20	
TOTALS	RPI 1-25	RPI 26-50	W-L RECORDS	RPI 51-100	RPI 101-150	RPI 150+				
6- 6	0- 2	0- 1	OVERALL	0- 1	1- 0	5- 2				
3- 2	0- 0	0- 0	HOME	0- 1	1- 0	2- 1				
3- 4	0- 2	0- 1	AWAY	0- 0	0- 0	3- 1				
0- 0	0- 0	0- 0	NEUTRAL	0- 0	0- 0	0- 0				
5- 5	0- 2	0- 1	NON-CONFERENCE	0- 1	0- 0	5- 1				
2- 1	0- 0	0- 0	HOME	0- 1	0- 0	2- 0				
3- 4	0- 2	0- 1	AWAY	0- 0	0- 0	3- 1				
0- 0	0- 0	0- 0	NEUTRAL	0- 0	0- 0	0- 0				
1- 1	0- 0	0- 0	CONFERENCE	0- 0	1- 0	0- 1				
1- 1	0- 0	0- 0	HOME	0- 0	1- 0	0- 1				
0- 0	0- 0	0- 0	AWAY	0- 0	0- 0	0- 0				
0- 0	0- 0	0- 0	NEUTRAL	0- 0	0- 0	0- 0				

RPI 1-25				RPI 26-50				RPI 51-100				RPI 101+ Team's RPI: 193			
RPI	S	Opponent	Score	RPI	S	Opponent	Score	RPI	S	Opponent	Score	RPI	S	Opponent	Score
14	A	FGCU	56 69	27	A	Nebraska	56 63	69	H	South Dakota St.	48 71	141	H	Montana St.	80 61
19	A	South Fla.	43 84									153	H	Montana	58 64
												216	A	SMU	57 44
												247	A	Utah St.	61 65
												311	H	Grand Canyon	66 47
												323	A	Omaha	67 58
												338	A	North Texas	53 48
												348	H	Air Force	76 35
LAST 12 Division I GAMES:															
141	H	Montana St.	80 61	69	H	South Dakota St.	48 71								
153	H	Montana	58 64	348	H	Air Force	76 35								
14	A	FGCU	56 69	27	A	Nebraska	56 63								
19	A	South Fla.	43 84	323	A	Omaha	67 58								
247	A	Utah St.	61 65	338	A	North Texas	53 48								
311	H	Grand Canyon	66 47	216	A	SMU	57 44								

Non-Div I Games: Western St. 85 37

Northern Colo.

■ Loss,
 ■ Non-Conf, S Site,
 ■ Home
 ■ Away
 N Neutral

Average RPI Win:	294	WON-LOST	WINNING	LAST 10	STRENGTH OF	OPP. STRENGTH	TEAM	ADJ.	CONF.	ADJ CONF.
Average RPI Loss:	164	RECORD	PCT. RANK	GAMES	SCHEDULE	OF SCHEDULE	RPI	RPI	RPI	RPI
DIV. I ONLY	5- 6	192	4- 6	339	221	286	286	16	16	
DIV. I NON-CONF.	4- 6	205	4- 6	343	195	307	307	16	16	
TOTALS	RPI 1-25	RPI 26-50	W-L RECORDS	RPI 51-100	RPI 101-150	RPI 150+				
5- 6	0- 0	0- 0	OVERALL	0- 1	0- 3	5- 2				
3- 1	0- 0	0- 0	HOME	0- 0	0- 0	3- 1				
1- 4	0- 0	0- 0	AWAY	0- 0	0- 3	1- 1				
1- 1	0- 0	0- 0	NEUTRAL	0- 1	0- 0	1- 0				
4- 6	0- 0	0- 0	NON-CONFERENCE	0- 1	0- 3	4- 2				
2- 1	0- 0	0- 0	HOME	0- 0	0- 0	2- 1				
1- 4	0- 0	0- 0	AWAY	0- 0	0- 3	1- 1				
1- 1	0- 0	0- 0	NEUTRAL	0- 1	0- 0	1- 0				
1- 0	0- 0	0- 0	CONFERENCE	0- 0	0- 0	1- 0				
1- 0	0- 0	0- 0	HOME	0- 0	0- 0	1- 0				
0- 0	0- 0	0- 0	AWAY	0- 0	0- 0	0- 0				
0- 0	0- 0	0- 0	NEUTRAL	0- 0	0- 0	0- 0				

RPI 1-25				RPI 26-50				RPI 51-100				RPI 101+ Team's RPI: 286					
RPI	S	Opponent	Score	RPI	S	Opponent	Score	RPI	S	Opponent	Score	RPI	S	Opponent	Score		
								69	N	South Dakota St.	42	55	118	A	UNI	42	51
													132	A	Ill.-Chicago	47	61
													133	A	Missouri	44	47
													206	H	Eastern Mich.	54	48
													234	H	Valparaiso	50	65
													261	H	SIUE	69	47
													297	A	Eastern Ill.	46	55
													317	H	Illinois St.	55	51
													339	A	Bradley	67	54
													347	N	Delaware St.	79	59
LAST 12 Division I GAMES:																	
				206	H	Eastern Mich.	54	48					69	N	South Dakota St.	42	55
				339	A	Bradley	67	54					297	A	Eastern Ill.	46	55
				118	A	UNI	42	51					234	H	Valparaiso	50	65
				261	H	SIUE	69	47					132	A	Ill.-Chicago	47	61
				133	A	Missouri	44	47					317	H	Illinois St.	55	51
				347	N	Delaware St.	79	59									

Non-Div I Games:

Northern Ill.

Average RPI Win:	283	WON-LOST	WINNING	LAST 10	STRENGTH OF	OPP. STRENGTH	TEAM	ADJ.	CONF.	ADJ CONF.
Average RPI Loss:	145	RECORD	PCT. RANK	GAMES	SCHEDULE	OF SCHEDULE	RPI	RPI	RPI	RPI
DIV. I ONLY	8- 6	139	6- 4	314	232	220	220	12	12	
DIV. I NON-CONF.	8- 6	134	7- 5	315	233	224	224	12	12	
TOTALS	RPI 1-25	RPI 26-50	W-L RECORDS	RPI 51-100	RPI 101-150	RPI 150+				
8- 6	0- 1	0- 0	OVERALL	0- 2	0- 1	8- 2				
2- 3	0- 0	0- 0	HOME	0- 1	0- 1	2- 1				
2- 3	0- 1	0- 0	AWAY	0- 1	0- 0	2- 1				
4- 0	0- 0	0- 0	NEUTRAL	0- 0	0- 0	4- 0				
8- 6	0- 1	0- 0	NON-CONFERENCE	0- 2	0- 1	8- 2				
2- 3	0- 0	0- 0	HOME	0- 1	0- 1	2- 1				
2- 3	0- 1	0- 0	AWAY	0- 1	0- 0	2- 1				
4- 0	0- 0	0- 0	NEUTRAL	0- 0	0- 0	4- 0				
0- 0	0- 0	0- 0	CONFERENCE	0- 0	0- 0	0- 0				
0- 0	0- 0	0- 0	HOME	0- 0	0- 0	0- 0				
0- 0	0- 0	0- 0	AWAY	0- 0	0- 0	0- 0				
0- 0	0- 0	0- 0	NEUTRAL	0- 0	0- 0	0- 0				

RPI	S	Opponent	Score	RPI	S	Opponent	Score	RPI	S	Opponent	Score	RPI	S	Opponent	Score	Team's RPI: 220
3	A	Kentucky	64 82					70	A	Akron	49 82	150	H	Wright St.	60 72	
								87	H	Ohio	38 77	185	N	Delaware	63 58	
												251	A	Marquette	77 68	
												262	H	Loyola Chicago	38 45	
												264	H	IUPUI	57 43	
												282	N	UNC Greensboro	66 58	
												298	A	IPFW	59 65	
												305	H	Cincinnati	66 52	
												311	N	Grand Canyon	52 45	
												317	A	Illinois St.	59 48	
												347	N	Delaware St.	76 55	
LAST 12 Division I GAMES:																
264	H	IUPUI	57 43	150	H	Wright St.	60 72									
185	N	Delaware	63 58	282	N	UNC Greensboro	66 58									
305	H	Cincinnati	66 52	311	N	Grand Canyon	52 45									
251	A	Marquette	77 68	87	H	Ohio	38 77									
298	A	IPFW	59 65	262	H	Loyola Chicago	38 45									
3	A	Kentucky	64 82	317	A	Illinois St.	59 48									

Non-Div I Games:

Northern Ky.

■ Loss,
 ■ Non-Conf, S Site,
 ■ Home
 ■ Away
 N Neutral

Northwestern

Through Games Of Jan. 4, 2015

Average RPI Win:	185	WON-LOST	WINNING	LAST 10	STRENGTH OF	OPP. STRENGTH	TEAM	ADJ.	CONF.	ADJ CONF.
Average RPI Loss:	16	RECORD	PCT. RANK	GAMES	SCHEDULE	OF SCHEDULE	RPI	RPI	RPI	RPI
DIV. I ONLY	12- 2	19	8- 2	156	25	39	39	1	1	
DIV. I NON-CONF.	10- 1	16	8- 1	182	95	36	36	1	1	
TOTALS	RPI 1-25	RPI 26-50	W-L RECORDS	RPI 51-100	RPI 101-150	RPI 150+				
12- 2	0- 1	1- 1	OVERALL	2- 0	3- 0	6- 0				
6- 0	0- 0	1- 0	HOME	1- 0	2- 0	2- 0				
5- 2	0- 1	0- 1	AWAY	1- 0	1- 0	3- 0				
1- 0	0- 0	0- 0	NEUTRAL	0- 0	0- 0	1- 0				
10- 1	0- 1	1- 0	NON-CONFERENCE	1- 0	2- 0	6- 0				
5- 0	0- 0	1- 0	HOME	1- 0	1- 0	2- 0				
4- 1	0- 1	0- 0	AWAY	0- 0	1- 0	3- 0				
1- 0	0- 0	0- 0	NEUTRAL	0- 0	0- 0	1- 0				
2- 1	0- 0	0- 1	CONFERENCE	1- 0	1- 0	0- 0				
1- 0	0- 0	0- 0	HOME	0- 0	1- 0	0- 0				
1- 1	0- 0	0- 1	AWAY	1- 0	0- 0	0- 0				
0- 0	0- 0	0- 0	NEUTRAL	0- 0	0- 0	0- 0				

RPI 1-25				RPI 26-50				Team's RPI: 39	RPI 51-100				RPI 101+			
RPI	S	Opponent	Score	RPI	S	Opponent	Score		RPI	S	Opponent	Score	RPI	S	Opponent	Score
4	A	Arizona St.	75 88	28	A	Ohio St.	64 73		52	H	Hampton	62 36	120	A	DePaul	97 91
				47	H	Gonzaga	62 43		88	A	Michigan St.	61 57	122	H	Wisconsin	68 46
													132	H	Ill.-Chicago	61 40
													184	A	Virginia Tech	70 45
													262	H	Loyola Chicago	70 33
													269	A	UNLV	88 84
													297	N	Eastern Ill.	92 44
													318	H	Kent St.	72 54
													331	A	Chicago St.	102 48
LAST 12 Division I GAMES:																
122	H	Wisconsin	68 46	28	A	Ohio St.	64 73		262	H	Loyola Chicago	70 33				
88	A	Michigan St.	61 57						184	A	Virginia Tech	70 45				
4	A	Arizona St.	75 88						120	A	DePaul	97 91				
297	N	Eastern Ill.	92 44						132	H	Ill.-Chicago	61 40				
269	A	UNLV	88 84						318	H	Kent St.	72 54				
47	H	Gonzaga	62 43													

Non-Div I Games:

Northwestern

■ Loss,
 ■ Non-Conf, S Site,
 ■ Home
 ■ Away
 N Neutral

Average RPI Win:	209	WON-LOST	WINNING	LAST 10	STRENGTH OF	OPP. STRENGTH	TEAM	ADJ.	CONF.	ADJ CONF.
Average RPI Loss:	116	RECORD	PCT. RANK	GAMES	SCHEDULE	OF SCHEDULE	RPI	RPI	RPI	RPI
DIV. I ONLY	2- 6	276	1- 6	108	158	183	183	29	29	
DIV. I NON-CONF.	1- 6	316	1- 6	69	164	251	251	29	29	
TOTALS	RPI 1-25	RPI 26-50	W-L RECORDS	RPI 51-100	RPI 101-150	RPI 150+				
2- 6	0- 1	0- 1	OVERALL	0- 2	0- 0	2- 2				
1- 0	0- 0	0- 0	HOME	0- 0	0- 0	1- 0				
1- 6	0- 1	0- 1	AWAY	0- 2	0- 0	1- 2				
0- 0	0- 0	0- 0	NEUTRAL	0- 0	0- 0	0- 0				
1- 6	0- 1	0- 1	NON-CONFERENCE	0- 2	0- 0	1- 2				
1- 0	0- 0	0- 0	HOME	0- 0	0- 0	1- 0				
0- 6	0- 1	0- 1	AWAY	0- 2	0- 0	0- 2				
0- 0	0- 0	0- 0	NEUTRAL	0- 0	0- 0	0- 0				
1- 0	0- 0	0- 0	CONFERENCE	0- 0	0- 0	1- 0				
0- 0	0- 0	0- 0	HOME	0- 0	0- 0	0- 0				
1- 0	0- 0	0- 0	AWAY	0- 0	0- 0	1- 0				
0- 0	0- 0	0- 0	NEUTRAL	0- 0	0- 0	0- 0				

RPI 1-25				RPI 26-50				RPI 51-100				RPI 101+ Team's RPI: 183			
RPI	S	Opponent	Score	RPI	S	Opponent	Score	RPI	S	Opponent	Score	RPI	S	Opponent	Score
11	A	Texas	34 74	36	A	Texas A&M	42 75	63	A	Arkansas	30 78	188	H	Louisiana Tech	69 57
								79	A	Oklahoma St.	44 89	229	A	Houston Baptist	78 68
												233	A	Grambling	41 44
												274	A	Jackson St.	61 62
LAST 12 Division I GAMES:															
		79	A	Oklahoma St.	44	89		229	A	Houston Baptist	78	68			
		274	A	Jackson St.	61	62		188	H	Louisiana Tech	69	57			
		11	A	Texas	34	74									
		233	A	Grambling	41	44									
		36	A	Texas A&M	42	75									
		63	A	Arkansas	30	78									

Non-Div I Games: Central Baptist 71 43 LSU-Alexandria 86 58 LeTourneau 78 35 Ark.-Monticello 61 56 Northwestern St.

Average RPI Win:	95	WON-LOST	WINNING	LAST 10	STRENGTH OF	OPP. STRENGTH	TEAM	ADJ.	CONF.	ADJ CONF.
Average RPI Loss:	2	RECORD	PCT. RANK	GAMES	SCHEDULE	OF SCHEDULE	RPI	RPI	RPI	RPI
DIV. I ONLY	14- 1	5	9- 1	6	14	1	1	2	2	
DIV. I NON-CONF.	12- 1	7	9- 1	10	11	2	2	2	2	
TOTALS	RPI 1-25	RPI 26-50	W-L RECORDS	RPI 51-100	RPI 101-150	RPI 150+				
14- 1	1- 1	4- 0	OVERALL	4- 0	2- 0	3- 0				
9- 1	1- 1	4- 0	HOME	0- 0	1- 0	3- 0				
4- 0	0- 0	0- 0	AWAY	3- 0	1- 0	0- 0				
1- 0	0- 0	0- 0	NEUTRAL	1- 0	0- 0	0- 0				
12- 1	1- 1	3- 0	NON-CONFERENCE	3- 0	2- 0	3- 0				
8- 1	1- 1	3- 0	HOME	0- 0	1- 0	3- 0				
3- 0	0- 0	0- 0	AWAY	2- 0	1- 0	0- 0				
1- 0	0- 0	0- 0	NEUTRAL	1- 0	0- 0	0- 0				
2- 0	0- 0	1- 0	CONFERENCE	1- 0	0- 0	0- 0				
1- 0	0- 0	1- 0	HOME	0- 0	0- 0	0- 0				
1- 0	0- 0	0- 0	AWAY	1- 0	0- 0	0- 0				
0- 0	0- 0	0- 0	NEUTRAL	0- 0	0- 0	0- 0				

RPI 1-25				RPI 26-50				RPI 51-100				RPI 101+			
RPI	S	Opponent	Score	RPI	S	Opponent	Score	RPI	S	Opponent	Score	RPI	S	Opponent	Score
2	H	UConn	58 76	30	H	Florida St.	74 68	59	A	UCLA	82 67	102	H	Saint Joseph's	64 50
17	H	Maryland	92 72	37	H	Quinnipiac	112 52	64	A	Syracuse	85 74	120	A	DePaul	94 93
				43	H	Chattanooga	88 53	76	N	Kansas	89 47	161	H	Harvard	97 43
				46	H	Michigan	70 50	88	A	Michigan St.	71 63	241	H	UMass Lowell	105 51
												246	H	Holy Cross	104 29
LAST 12 Division I GAMES:															
120	A	DePaul	94 93	64	A	Syracuse	85 74								
2	H	UConn	58 76	30	H	Florida St.	74 68								
17	H	Maryland	92 72	59	A	UCLA	82 67								
76	N	Kansas	89 47	102	H	Saint Joseph's	64 50								
37	H	Quinnipiac	112 52	46	H	Michigan	70 50								
161	H	Harvard	97 43	246	H	Holy Cross	104 29								

N
o
t
r
e
D
a
m
e

N
o
t
r
e
D
a
m
e

Non-Div I Games:

Notre Dame

Average RPI Win:	310	WON-LOST	WINNING	LAST 10	STRENGTH OF	OPP. STRENGTH	TEAM	ADJ.	CONF.	ADJ CONF.
Average RPI Loss:	121	RECORD	PCT. RANK	GAMES	SCHEDULE	OF SCHEDULE	RPI	RPI	RPI	RPI
DIV. I ONLY	4- 7	227	3- 5	269	211	232	232	13	13	
DIV. I NON-CONF.	4- 7	218	4- 6	260	207	242	242	13	13	
TOTALS	RPI 1-25	RPI 26-50	W-L RECORDS	RPI 51-100	RPI 101-150	RPI 150+				
4- 7	0- 0	0- 0	OVERALL	0- 1	0- 4	4- 2				
2- 1	0- 0	0- 0	HOME	0- 0	0- 1	2- 0				
2- 6	0- 0	0- 0	AWAY	0- 1	0- 3	2- 2				
0- 0	0- 0	0- 0	NEUTRAL	0- 0	0- 0	0- 0				
4- 7	0- 0	0- 0	NON-CONFERENCE	0- 1	0- 4	4- 2				
2- 1	0- 0	0- 0	HOME	0- 0	0- 1	2- 0				
2- 6	0- 0	0- 0	AWAY	0- 1	0- 3	2- 2				
0- 0	0- 0	0- 0	NEUTRAL	0- 0	0- 0	0- 0				
0- 0	0- 0	0- 0	CONFERENCE	0- 0	0- 0	0- 0				
0- 0	0- 0	0- 0	HOME	0- 0	0- 0	0- 0				
0- 0	0- 0	0- 0	AWAY	0- 0	0- 0	0- 0				
0- 0	0- 0	0- 0	NEUTRAL	0- 0	0- 0	0- 0				

RPI 1-25				RPI 26-50				RPI 51-100				RPI 101+				Team's RPI: 232	
RPI	S	Opponent	Score	RPI	S	Opponent	Score	RPI	S	Opponent	Score	RPI	S	Opponent	Score		
								88	A	Michigan St.	64	79	101	A	Miami (FL)	53	66
												104	A	Central Mich.	69	74	
												108	H	Indiana	61	88	
												110	A	Dartmouth	54	59	
												165	A	Ball St.	50	75	
												169	A	UCF	65	98	
												276	H	Miami (OH)	65	51	
												298	A	IPFW	92	84	
												331	H	Chicago St.	66	40	
												334	A	A&M-Corpus Christi	61	54	
LAST 12 Division I GAMES:																	
				165	A	Ball St.	50	75	110	A	Dartmouth	54	59				
				276	H	Miami (OH)	65	51	104	A	Central Mich.	69	74				
				88	A	Michigan St.	64	79	298	A	IPFW	92	84				
				331	H	Chicago St.	66	40	108	H	Indiana	61	88				
				169	A	UCF	65	98	334	A	A&M-Corpus Christi	61	54				
				101	A	Miami (FL)	53	66									

Non-Div I Games: Concordia (MI) 109 62 Rochester College 96 38

Oakland

Average RPI Win:	221	WON-LOST	WINNING	LAST 10	STRENGTH OF	OPP. STRENGTH	TEAM	ADJ.	CONF.	ADJ CONF.
Average RPI Loss:	55	RECORD	PCT. RANK	GAMES	SCHEDULE	OF SCHEDULE	RPI	RPI	RPI	RPI
DIV. I ONLY	10- 2	30	8- 2	191	248	87	87	16	16	
DIV. I NON-CONF.	9- 2	36	9- 2	216	238	103	103	16	16	
TOTALS	RPI 1-25	RPI 26-50	W-L RECORDS	RPI 51-100	RPI 101-150	RPI 150+				
10- 2	0- 1	0- 0	OVERALL	0- 1	3- 0	7- 0				
5- 2	0- 1	0- 0	HOME	0- 1	1- 0	4- 0				
3- 0	0- 0	0- 0	AWAY	0- 0	0- 0	3- 0				
2- 0	0- 0	0- 0	NEUTRAL	0- 0	2- 0	0- 0				
9- 2	0- 1	0- 0	NON-CONFERENCE	0- 1	3- 0	6- 0				
5- 2	0- 1	0- 0	HOME	0- 1	1- 0	4- 0				
2- 0	0- 0	0- 0	AWAY	0- 0	0- 0	2- 0				
2- 0	0- 0	0- 0	NEUTRAL	0- 0	2- 0	0- 0				
1- 0	0- 0	0- 0	CONFERENCE	0- 0	0- 0	1- 0				
0- 0	0- 0	0- 0	HOME	0- 0	0- 0	0- 0				
1- 0	0- 0	0- 0	AWAY	0- 0	0- 0	1- 0				
0- 0	0- 0	0- 0	NEUTRAL	0- 0	0- 0	0- 0				

RPI 1-25				RPI 26-50				RPI 51-100 Team's RPI: 87				RPI 101+			
RPI	S	Opponent	Score	RPI	S	Opponent	Score	RPI	S	Opponent	Score	RPI	S	Opponent	Score
16	H	James Madison	62 69					93	H	East Carolina	68 76	127	H	Cleveland St.	71 64
												145	N	La Salle	74 63
												149	N	Massachusetts	59 52
												152	A	Buffalo	61 50
												198	H	Morehead St.	87 67
												220	A	Northern Ky.	77 38
												257	H	Detroit	60 57
												307	A	Murray St.	111 60
												314	H	Manhattan	82 58
												340	H	Wofford	84 37
LAST 12 Division I GAMES:															
198	H	Morehead St.	87 67	152	A	Buffalo	61 50								
314	H	Manhattan	82 58	127	H	Cleveland St.	71 64								
220	A	Northern Ky.	77 38	149	N	Massachusetts	59 52								
257	H	Detroit	60 57	145	N	La Salle	74 63								
340	H	Wofford	84 37	16	H	James Madison	62 69								
307	A	Murray St.	111 60	93	H	East Carolina	68 76								

Non-Div I Games:

Ohio

Average RPI Win:	100	WON-LOST	WINNING	LAST 10	STRENGTH OF	OPP. STRENGTH	TEAM	ADJ.	CONF.	ADJ CONF.
Average RPI Loss:	49	RECORD	PCT. RANK	GAMES	SCHEDULE	OF SCHEDULE	RPI	RPI	RPI	RPI
DIV. I ONLY	10- 5	85	7- 3	2	63	28	28	1	1	
DIV. I NON-CONF.	8- 4	92	7- 2	6	77	38	38	1	1	
TOTALS	RPI 1-25	RPI 26-50	W-L RECORDS	RPI 51-100	RPI 101-150	RPI 150+				
10- 5	1- 1	1- 2	OVERALL	5- 2	1- 0	2- 0				
8- 2	0- 0	1- 1	HOME	4- 1	1- 0	2- 0				
0- 2	0- 1	0- 0	AWAY	0- 1	0- 0	0- 0				
2- 1	1- 0	0- 1	NEUTRAL	1- 0	0- 0	0- 0				
8- 4	1- 0	0- 2	NON-CONFERENCE	4- 2	1- 0	2- 0				
6- 2	0- 0	0- 1	HOME	3- 1	1- 0	2- 0				
0- 1	0- 0	0- 0	AWAY	0- 1	0- 0	0- 0				
2- 1	1- 0	0- 1	NEUTRAL	1- 0	0- 0	0- 0				
2- 1	0- 1	1- 0	CONFERENCE	1- 0	0- 0	0- 0				
2- 0	0- 0	1- 0	HOME	1- 0	0- 0	0- 0				
0- 1	0- 1	0- 0	AWAY	0- 0	0- 0	0- 0				
0- 0	0- 0	0- 0	NEUTRAL	0- 0	0- 0	0- 0				

RPI S	Opponent	Score	RPI S	Opponent	Score	Team's RPI: 28	RPI S	Opponent	Score	RPI S	Opponent	Score
14 N	FGCU	90 83	35 N	Wichita St.	55 70		53 H	Rutgers	85 68	131 H	VCU	96 86
17 A	Maryland	78 87	39 H	Northwestern	73 64		57 H	Pittsburgh	74 78	158 H	Winthrop	66 52
			44 H	Georgia	59 67		71 H	West Virginia	96 54	289 H	Saint Francis (PA)	113 97
							78 H	Arkansas St.	67 52			
							82 H	Western Mich.	83 46			
							86 N	Clemson	86 77			
							91 A	Virginia	82 87			
LAST 12 Division I GAMES:												
158 H	Winthrop	66 52	39 H	Northwestern	73 64		53 H	Rutgers	85 68			
57 H	Pittsburgh	74 78	17 A	Maryland	78 87		71 H	West Virginia	96 54			
14 N	FGCU	90 83	78 H	Arkansas St.	67 52		82 H	Western Mich.	83 46			
35 N	Wichita St.	55 70	86 N	Clemson	86 77		91 A	Virginia	82 87			
86 N	Clemson	86 77	131 H	VCU	96 86							

Non-Div I Games:

Ohio St.

Average RPI Win:	187	WON-LOST	WINNING	LAST 10	STRENGTH OF	OPP. STRENGTH	TEAM	ADJ.	CONF.	ADJ CONF.
Average RPI Loss:	28	RECORD	PCT. RANK	GAMES	SCHEDULE	OF SCHEDULE	RPI	RPI	RPI	RPI
DIV. I ONLY	7- 5	131	5- 5	46	21	61	61	3	3	
DIV. I NON-CONF.	6- 5	145	6- 5	84	14	75	75	4	4	
TOTALS	RPI 1-25	RPI 26-50	W-L RECORDS	RPI 51-100	RPI 101-150	RPI 150+				
7- 5	1- 3	0- 1	OVERALL	2- 1	0- 0	4- 0				
5- 0	1- 0	0- 0	HOME	1- 0	0- 0	3- 0				
1- 3	0- 1	0- 1	AWAY	0- 1	0- 0	1- 0				
1- 2	0- 2	0- 0	NEUTRAL	1- 0	0- 0	0- 0				
6- 5	1- 3	0- 1	NON-CONFERENCE	1- 1	0- 0	4- 0				
4- 0	1- 0	0- 0	HOME	0- 0	0- 0	3- 0				
1- 3	0- 1	0- 1	AWAY	0- 1	0- 0	1- 0				
1- 2	0- 2	0- 0	NEUTRAL	1- 0	0- 0	0- 0				
1- 0	0- 0	0- 0	CONFERENCE	1- 0	0- 0	0- 0				
1- 0	0- 0	0- 0	HOME	1- 0	0- 0	0- 0				
0- 0	0- 0	0- 0	AWAY	0- 0	0- 0	0- 0				
0- 0	0- 0	0- 0	NEUTRAL	0- 0	0- 0	0- 0				

RPI 1-25				RPI 26-50				RPI 51-100				RPI 101+			
RPI	S	Opponent	Score	RPI	S	Opponent	Score	RPI	S	Opponent	Score	RPI	S	Opponent	Score
3	N	Kentucky	88 92	40	A	UALR	62 66	62	N	Illinois	78 76	160	H	Yale	71 54
15	A	Duke	72 92					63	A	Arkansas	64 71	319	H	Lamar	100 73
19	N	South Fla.	68 83					71	H	West Virginia	71 60	338	A	North Texas	68 39
22	H	Washington	90 80									339	H	Bradley	104 55
LAST 12 Division I GAMES:															
62	N	Illinois	78 76	71	H	West Virginia	71 60	15	A	Duke	72 92	40	A	UALR	62 66
3	N	Kentucky	88 92	160	H	Yale	71 54	339	H	Bradley	104 55	63	A	Arkansas	64 71
19	N	South Fla.	68 83	63	A	Arkansas	64 71	319	H	Lamar	100 73	22	H	Washington	90 80
339	H	Bradley	104 55	71	H	West Virginia	71 60	338	A	North Texas	68 39				

Non-Div I Games:

Oklahoma

■ Loss,
■ Non-Conf,
■ S Site,
■ H Home
■ A Away
N Neutral

Average RPI Win:	221	WON-LOST	WINNING	LAST 10	STRENGTH OF	OPP. STRENGTH	TEAM	ADJ.	CONF.	ADJ CONF.
Average RPI Loss:	11	RECORD	PCT. RANK	GAMES	SCHEDULE	OF SCHEDULE	RPI	RPI	RPI	RPI
DIV. I ONLY	10- 2	30	8- 2	297	36	79	79	3	3	
DIV. I NON-CONF.	10- 1	16	10- 1	331	54	85	85	4	4	
TOTALS	RPI 1-25	RPI 26-50	W-L RECORDS	RPI 51-100	RPI 101-150	RPI 150+				
10- 2	0- 2	0- 0	OVERALL	1- 0	1- 0	8- 0				
8- 0	0- 0	0- 0	HOME	0- 0	1- 0	7- 0				
2- 2	0- 2	0- 0	AWAY	1- 0	0- 0	1- 0				
0- 0	0- 0	0- 0	NEUTRAL	0- 0	0- 0	0- 0				
10- 1	0- 1	0- 0	NON-CONFERENCE	1- 0	1- 0	8- 0				
8- 0	0- 0	0- 0	HOME	0- 0	1- 0	7- 0				
2- 1	0- 1	0- 0	AWAY	1- 0	0- 0	1- 0				
0- 0	0- 0	0- 0	NEUTRAL	0- 0	0- 0	0- 0				
0- 1	0- 1	0- 0	CONFERENCE	0- 0	0- 0	0- 0				
0- 0	0- 0	0- 0	HOME	0- 0	0- 0	0- 0				
0- 1	0- 1	0- 0	AWAY	0- 0	0- 0	0- 0				
0- 0	0- 0	0- 0	NEUTRAL	0- 0	0- 0	0- 0				

RPI 1-25				RPI 26-50				RPI 51-100 Team's RPI: 79				RPI 101+			
RPI	S	Opponent	Score	RPI	S	Opponent	Score	RPI	S	Opponent	Score	RPI	S	Opponent	Score
10	A	North Carolina	77 79					56	A	Southern California	66 62	140	H	Texas St.	64 37
12	A	Baylor	45 61									183	H	Northwestern St.	89 44
												190	H	Missouri St.	77 36
												253	H	Ark.-Pine Bluff	90 45
												260	H	Texas Southern	77 58
												271	H	New Orleans	84 33
												284	A	Weber St.	55 49
												285	H	Morgan St.	73 43
												287	H	Loyola Marymount	76 65
LAST 12 Division I GAMES:															
140	H	Texas St.	64 37	12	A	Baylor	45 61	183	H	Northwestern St.	89 44	56	A	Southern California	66 62
285	H	Morgan St.	73 43	284	A	Weber St.	55 49	271	H	New Orleans	84 33	253	H	Ark.-Pine Bluff	90 45
190	H	Missouri St.	77 36	260	H	Texas Southern	77 58	10	A	North Carolina	77 79				
10	A	North Carolina	77 79	287	H	Loyola Marymount	76 65								

Non-Div I Games:

Oklahoma St.

■ Loss,
■ Non-Conf, S Site,
■ Home
■ Away
N Neutral

Average RPI Win:	205	WON-LOST	WINNING	LAST 10	STRENGTH OF	OPP. STRENGTH	TEAM	ADJ.	CONF.	ADJ CONF.
Average RPI Loss:	94	RECORD	PCT. RANK	GAMES	SCHEDULE	OF SCHEDULE	RPI	RPI	RPI	RPI
DIV. I ONLY	8- 4	85	6- 4	130	128	99	99	17	17	
DIV. I NON-CONF.	7- 4	107	7- 4	111	140	93	93	17	17	
TOTALS	RPI 1-25	RPI 26-50	W-L RECORDS	RPI 51-100	RPI 101-150	RPI 150+				
8- 4	0- 3	0- 0	OVERALL	0- 0	2- 0	6- 1				
5- 2	0- 1	0- 0	HOME	0- 0	1- 0	4- 1				
1- 2	0- 2	0- 0	AWAY	0- 0	0- 0	1- 0				
2- 0	0- 0	0- 0	NEUTRAL	0- 0	1- 0	1- 0				
7- 4	0- 3	0- 0	NON-CONFERENCE	0- 0	2- 0	5- 1				
4- 2	0- 1	0- 0	HOME	0- 0	1- 0	3- 1				
1- 2	0- 2	0- 0	AWAY	0- 0	0- 0	1- 0				
2- 0	0- 0	0- 0	NEUTRAL	0- 0	1- 0	1- 0				
1- 0	0- 0	0- 0	CONFERENCE	0- 0	0- 0	1- 0				
1- 0	0- 0	0- 0	HOME	0- 0	0- 0	1- 0				
0- 0	0- 0	0- 0	AWAY	0- 0	0- 0	0- 0				
0- 0	0- 0	0- 0	NEUTRAL	0- 0	0- 0	0- 0				

RPI 1-25				RPI 26-50				RPI 51-100				Team's RPI: 99	RPI 101+			
RPI	S	Opponent	Score	RPI	S	Opponent	Score	RPI	S	Opponent	Score		RPI	S	Opponent	Score
6	A	Louisville	46 100										131	H	VCU	66 44
15	H	Duke	66 82										132	N	Ill.-Chicago	61 55
25	A	California	59 79										184	A	Virginia Tech	69 62
													201	H	William & Mary	65 58
													204	H	Charlotte	66 57
													213	H	Presbyterian	41 26
													276	N	Miami (OH)	69 63
													300	H	Howard	75 54
													329	H	Rider	56 59
LAST 12 Division I GAMES:																
				300	H	Howard	75 54					204	H	Charlotte	66 57	
				329	H	Rider	56 59					25	A	California	59 79	
				184	A	Virginia Tech	69 62					132	N	Ill.-Chicago	61 55	
				15	H	Duke	66 82					276	N	Miami (OH)	69 63	
				201	H	William & Mary	65 58					6	A	Louisville	46 100	
				213	H	Presbyterian	41 26					131	H	VCU	66 44	

Non-Div I Games:

Old Dominion

■ Loss,
■ Non-Conf,
■ S Site,
■ H Home
■ A Away
N Neutral

Average RPI Win:	236	WON-LOST	WINNING	LAST 10	STRENGTH OF	OPP. STRENGTH	TEAM	ADJ.	CONF.	ADJ CONF.
Average RPI Loss:	15	RECORD	PCT. RANK	GAMES	SCHEDULE	OF SCHEDULE	RPI	RPI	RPI	RPI
DIV. I ONLY	11- 4	59	6- 3	242	49	117	117	5	5	
DIV. I NON-CONF.	10- 3	54	7- 2	313	76	154	154	5	5	
TOTALS	RPI 1-25	RPI 26-50	W-L RECORDS	RPI 51-100	RPI 101-150	RPI 150+				
11- 4	0- 3	0- 1	OVERALL	1- 0	0- 0	10- 0				
9- 2	0- 1	0- 1	HOME	1- 0	0- 0	8- 0				
1- 2	0- 2	0- 0	AWAY	0- 0	0- 0	1- 0				
1- 0	0- 0	0- 0	NEUTRAL	0- 0	0- 0	1- 0				
10- 3	0- 2	0- 1	NON-CONFERENCE	0- 0	0- 0	10- 0				
8- 2	0- 1	0- 1	HOME	0- 0	0- 0	8- 0				
1- 1	0- 1	0- 0	AWAY	0- 0	0- 0	1- 0				
1- 0	0- 0	0- 0	NEUTRAL	0- 0	0- 0	1- 0				
1- 1	0- 1	0- 0	CONFERENCE	1- 0	0- 0	0- 0				
1- 0	0- 0	0- 0	HOME	1- 0	0- 0	0- 0				
0- 1	0- 1	0- 0	AWAY	0- 0	0- 0	0- 0				
0- 0	0- 0	0- 0	NEUTRAL	0- 0	0- 0	0- 0				

RPI 1-25				RPI 26-50				RPI 51-100				RPI 101+ Team's RPI: 117			
RPI	S	Opponent	Score	RPI	S	Opponent	Score	RPI	S	Opponent	Score	RPI	S	Opponent	Score
3	A	Kentucky	58 64	26	H	Middle Tenn.	65 71	63	H	Arkansas	71 57	151	H	Southern Miss.	68 66
12	H	Baylor	54 96									203	N	Utah	52 38
20	A	Western Ky.	69 98									208	A	Nevada	77 66
												222	H	Southeastern La.	79 71
												233	H	Grambling	92 67
												266	H	Southern U.	91 68
												270	H	Southeast Mo. St.	58 57
												312	H	Mississippi Val.	91 38
												330	H	Alabama A&M	71 47
												335	H	South Ala.	88 48
LAST 12 Division I GAMES:															
12	H	Baylor	54 96	3	A	Kentucky	58 64								
20	A	Western Ky.	69 98	63	H	Arkansas	71 57								
208	A	Nevada	77 66	222	H	Southeastern La.	79 71								
203	N	Utah	52 38	330	H	Alabama A&M	71 47								
270	H	Southeast Mo. St.	58 57	151	H	Southern Miss.	68 66								
26	H	Middle Tenn.	65 71	335	H	South Ala.	88 48								

Non-Div I Games:

Ole Miss

■ Loss,
 ■ Non-Conf, S Site,
 ■ Home
 ■ Away
 N Neutral

Average RPI Win:	247	WON-LOST	WINNING	LAST 10	STRENGTH OF	OPP. STRENGTH	TEAM	ADJ.	CONF.	ADJ CONF.
Average RPI Loss:	207	RECORD	PCT. RANK	GAMES	SCHEDULE	OF SCHEDULE	RPI	RPI	RPI	RPI
DIV. I ONLY	3- 9	276	2- 7	291	334	323	323	26	26	
DIV. I NON-CONF.	3- 7	250	2- 6	333	332	330	330	26	26	
TOTALS	RPI 1-25	RPI 26-50	W-L RECORDS	RPI 51-100	RPI 101-150	RPI 150+				
3- 9	0- 0	0- 0	OVERALL	1- 3	0- 0	2- 6				
2- 4	0- 0	0- 0	HOME	1- 2	0- 0	1- 2				
1- 5	0- 0	0- 0	AWAY	0- 1	0- 0	1- 4				
0- 0	0- 0	0- 0	NEUTRAL	0- 0	0- 0	0- 0				
3- 7	0- 0	0- 0	NON-CONFERENCE	1- 2	0- 0	2- 5				
2- 3	0- 0	0- 0	HOME	1- 1	0- 0	1- 2				
1- 4	0- 0	0- 0	AWAY	0- 1	0- 0	1- 3				
0- 0	0- 0	0- 0	NEUTRAL	0- 0	0- 0	0- 0				
0- 2	0- 0	0- 0	CONFERENCE	0- 1	0- 0	0- 1				
0- 1	0- 0	0- 0	HOME	0- 1	0- 0	0- 0				
0- 1	0- 0	0- 0	AWAY	0- 0	0- 0	0- 1				
0- 0	0- 0	0- 0	NEUTRAL	0- 0	0- 0	0- 0				

RPI S	Opponent	Score	RPI S	Opponent	Score	RPI S	Opponent	Score	RPI S	Opponent	Score	Team's RPI: 323
						65	H South Dakota	48 64	193	H Northern Colo.	58 67	
						77	A Creighton	50 67	212	A Western Ill.	56 71	
						83	H North Dakota	52 72	261	H SIUE	54 69	
						98	H Bakersfield	80 68	297	A Eastern Ill.	66 77	
									302	A Milwaukee	64 61	
									324	A Utah Valley	57 59	
									342	H Alcorn	59 39	
									348	A Air Force	57 65	
LAST 12 Division I GAMES:												
302	A Milwaukee	64 61	212	A Western Ill.	56 71							
297	A Eastern Ill.	66 77	65	H South Dakota	48 64							
193	H Northern Colo.	58 67	324	A Utah Valley	57 59							
83	H North Dakota	52 72	77	A Creighton	50 67							
348	A Air Force	57 65	261	H SIUE	54 69							
342	H Alcorn	59 39	98	H Bakersfield	80 68							

Non-Div I Games: Peru St. 68 54 Graceland (IA) 89 54

Omaha

Loss, Non-Conf, S Site, H Home A Away N Neutral

Oral Roberts

Through Games Of Jan. 4, 2015

Average RPI Win:	223	WON-LOST	WINNING	LAST 10	STRENGTH OF	OPP. STRENGTH	TEAM	ADJ.	CONF.	ADJ CONF.
Average RPI Loss:	150	RECORD	PCT. RANK	GAMES	SCHEDULE	OF SCHEDULE	RPI	RPI	RPI	RPI
DIV. I ONLY	4- 9	253	2- 6	165	175	243	243	26	26	
DIV. I NON-CONF.	4- 7	218	3- 5	107	129	187	187	26	26	
TOTALS	RPI 1-25	RPI 26-50	W-L RECORDS	RPI 51-100	RPI 101-150	RPI 150+				
4- 9	0- 2	0- 1	OVERALL	0- 1	0- 1	4- 4				
3- 1	0- 0	0- 0	HOME	0- 0	0- 0	3- 1				
0- 7	0- 0	0- 0	AWAY	0- 0	0- 0	0- 0				
1- 1	0- 0	0- 0	NEUTRAL	0- 0	0- 0	1- 1				
4- 7	0- 2	0- 1	NON-CONFERENCE	0- 1	0- 1	4- 2				
3- 1	0- 0	0- 0	HOME	0- 0	0- 0	3- 1				
0- 5	0- 2	0- 1	AWAY	0- 1	0- 1	0- 0				
1- 1	0- 0	0- 0	NEUTRAL	0- 0	0- 0	1- 1				
0- 2	0- 0	0- 0	CONFERENCE	0- 0	0- 0	0- 2				
0- 0	0- 0	0- 0	HOME	0- 0	0- 0	0- 0				
0- 2	0- 0	0- 0	AWAY	0- 0	0- 0	0- 2				
0- 0	0- 0	0- 0	NEUTRAL	0- 0	0- 0	0- 0				

RPI 1-25				RPI 26-50				RPI 51-100				RPI 101+ Team's RPI: 243			
RPI	S	Opponent	Score	RPI	S	Opponent	Score	RPI	S	Opponent	Score	RPI	S	Opponent	Score
5	A	Tennessee	39 91	40	A	UALR	43 54	58	A	Kansas St.	47 53	122	A	Wisconsin	52 70
12	A	Baylor	60 101									190	H	Missouri St.	70 57
												206	H	Eastern Mich.	63 62
												215	N	N.C. A&T	38 47
												244	H	Tulsa	73 71
												250	N	Austin Peay	73 60
												256	A	North Dakota St.	64 77
												311	H	Grand Canyon	51 54
												332	A	Denver	57 66
LAST 12 Division I GAMES:															
250	N	Austin Peay	73 60	332	A	Denver	57 66								
215	N	N.C. A&T	38 47	256	A	North Dakota St.	64 77								
40	A	UALR	43 54	122	A	Wisconsin	52 70								
190	H	Missouri St.	70 57	58	A	Kansas St.	47 53								
244	H	Tulsa	73 71	311	H	Grand Canyon	51 54								
5	A	Tennessee	39 91	206	H	Eastern Mich.	63 62								

Non-Div I Games: Southwestern Christ88 49 St. Gregory's 86 61

Oral Roberts

Loss, Non-Conf, S Site, H Home A Away N Neutral

Oregon

Through Games Of Jan. 4, 2015

Average RPI Win:	260	WON-LOST	WINNING	LAST 10	STRENGTH OF	OPP. STRENGTH	TEAM	ADJ.	CONF.	ADJ CONF.
Average RPI Loss:	52	RECORD	PCT. RANK	GAMES	SCHEDULE	OF SCHEDULE	RPI	RPI	RPI	RPI
DIV. I ONLY	7- 5	131	6- 4	259	33	191	191	4	4	
DIV. I NON-CONF.	7- 4	107	7- 4	281	46	201	201	3	3	
TOTALS	RPI 1-25	RPI 26-50	W-L RECORDS	RPI 51-100	RPI 101-150	RPI 150+				
7- 5	0- 2	0- 0	OVERALL	0- 2	0- 1	7- 0				
6- 2	0- 2	0- 0	HOME	0- 0	0- 0	6- 0				
1- 1	0- 0	0- 0	AWAY	0- 1	0- 0	1- 0				
0- 2	0- 0	0- 0	NEUTRAL	0- 1	0- 1	0- 0				
7- 4	0- 2	0- 0	NON-CONFERENCE	0- 1	0- 1	7- 0				
6- 2	0- 2	0- 0	HOME	0- 0	0- 0	6- 0				
1- 0	0- 0	0- 0	AWAY	0- 0	0- 0	1- 0				
0- 2	0- 0	0- 0	NEUTRAL	0- 1	0- 1	0- 0				
0- 1	0- 0	0- 0	CONFERENCE	0- 1	0- 0	0- 0				
0- 0	0- 0	0- 0	HOME	0- 0	0- 0	0- 0				
0- 1	0- 0	0- 0	AWAY	0- 1	0- 0	0- 0				
0- 0	0- 0	0- 0	NEUTRAL	0- 0	0- 0	0- 0				

RPI 1-25				RPI 26-50				RPI 51-100				RPI 101+ Team's RPI: 191			
RPI	S	Opponent	Score	RPI	S	Opponent	Score	RPI	S	Opponent	Score	RPI	S	Opponent	Score
10	H	North Carolina	59 76					56	A	Southern California	54 70	104	N	Central Mich.	67 73
24	H	Fresno St.	59 68					68	N	American	64 72	189	H	Santa Clara	92 88
												236	A	Portland	72 49
												247	H	Utah St.	100 77
												254	H	Portland St.	63 56
												267	H	Navy	72 64
												303	H	Seattle	70 44
												321	H	Northern Ariz.	59 47
LAST 12 Division I GAMES:															
236	A	Portland	72 49	56	A	Southern California	54 70	303	H	Seattle	70 44				
68	N	American	64 72	24	H	Fresno St.	59 68	189	H	Santa Clara	92 88				
104	N	Central Mich.	67 73	321	H	Northern Ariz.	59 47	267	H	Navy	72 64				
254	H	Portland St.	63 56												
10	H	North Carolina	59 76												
247	H	Utah St.	100 77												

Non-Div I Games:

Oregon

■ Loss,
 ■ Non-Conf, S Site,
 ■ Home
 ■ Away
 N Neutral

Average RPI Win:	148	WON-LOST	WINNING	LAST 10	STRENGTH OF	OPP. STRENGTH	TEAM	ADJ.	CONF.	ADJ CONF.
Average RPI Loss:	5	RECORD	PCT. RANK	GAMES	SCHEDULE	OF SCHEDULE	RPI	RPI	RPI	RPI
DIV. I ONLY	10- 1	13	8- 1	151	11	29	29	4	4	
DIV. I NON-CONF.	9- 1	21	9- 1	146	25	24	24	3	3	
TOTALS	RPI 1-25	RPI 26-50	W-L RECORDS	RPI 51-100	RPI 101-150	RPI 150+				
10- 1	1- 1	0- 0	OVERALL	2- 0	2- 0	5- 0				
4- 0	0- 0	0- 0	HOME	0- 0	1- 0	3- 0				
2- 1	1- 0	0- 0	AWAY	1- 0	0- 0	0- 0				
4- 0	0- 0	0- 0	NEUTRAL	1- 0	1- 0	2- 0				
9- 1	1- 1	0- 0	NON-CONFERENCE	1- 0	2- 0	5- 0				
4- 0	0- 0	0- 0	HOME	0- 0	1- 0	3- 0				
1- 1	1- 1	0- 0	AWAY	0- 0	0- 0	0- 0				
4- 0	0- 0	0- 0	NEUTRAL	1- 0	1- 0	2- 0				
1- 0	0- 0	0- 0	CONFERENCE	1- 0	0- 0	0- 0				
0- 0	0- 0	0- 0	HOME	0- 0	0- 0	0- 0				
1- 0	0- 0	0- 0	AWAY	1- 0	0- 0	0- 0				
0- 0	0- 0	0- 0	NEUTRAL	0- 0	0- 0	0- 0				

RPI 1-25				RPI 26-50		Team's RPI: 29		RPI 51-100				RPI 101+			
RPI	S	Opponent	Score	RPI	S	Opponent	Score	RPI	S	Opponent	Score	RPI	S	Opponent	Score
5	A	Tennessee	63 74					59	A	UCLA	65 47	123	H	Idaho	75 53
10	A	North Carolina	70 55					85	N	BYU	71 61	125	N	Southern Ill.	71 55
												162	N	Butler	85 53
												208	N	Nevada	73 50
												227	H	Sacramento St.	109 61
												236	H	Portland	87 65
												247	H	Utah St.	85 62
LAST 12 Division I GAMES:															
123	H	Idaho	75 53	59	A	UCLA	65 47								
85	N	BYU	71 61	5	A	Tennessee	63 74								
162	N	Butler	85 53	208	N	Nevada	73 50								
247	H	Utah St.	85 62	125	N	Southern Ill.	71 55								
236	H	Portland	87 65	10	A	North Carolina	70 55								
				227	H	Sacramento St.	109 61								

Non-Div I Games: Concordia Portland 92 35

Oregon St.

Pacific

Through Games Of Jan. 4, 2015

Average RPI Win:	190	WON-LOST	WINNING	LAST 10	STRENGTH OF	OPP. STRENGTH	TEAM	ADJ.	CONF.	ADJ CONF.
Average RPI Loss:	68	RECORD	PCT. RANK	GAMES	SCHEDULE	OF SCHEDULE	RPI	RPI	RPI	RPI
DIV. I ONLY	10- 3	50	8- 1	198	42	66	66	7	7	
DIV. I NON-CONF.	6- 3	92	5- 2	140	39	71	71	9	9	
TOTALS	RPI 1-25	RPI 26-50	W-L RECORDS	RPI 51-100	RPI 101-150	RPI 150+				
10- 3	0- 1	0- 1	OVERALL	0- 0	3- 1	7- 0				
5- 1	0- 1	0- 0	HOME	0- 0	1- 0	4- 0				
4- 2	0- 0	0- 1	AWAY	0- 0	2- 1	2- 0				
1- 0	0- 0	0- 0	NEUTRAL	0- 0	0- 0	1- 0				
6- 3	0- 1	0- 1	NON-CONFERENCE	0- 0	1- 1	5- 0				
3- 1	0- 1	0- 0	HOME	0- 0	0- 0	3- 0				
2- 2	0- 0	0- 1	AWAY	0- 0	1- 1	1- 0				
1- 0	0- 0	0- 0	NEUTRAL	0- 0	0- 0	1- 0				
4- 0	0- 0	0- 0	CONFERENCE	0- 0	2- 0	2- 0				
2- 0	0- 0	0- 0	HOME	0- 0	1- 0	1- 0				
2- 0	0- 0	0- 0	AWAY	0- 0	1- 0	1- 0				
0- 0	0- 0	0- 0	NEUTRAL	0- 0	0- 0	0- 0				

RPI 1-25				RPI 26-50				RPI 51-100				Team's RPI: 66	RPI 101+			
RPI	S	Opponent	Score	RPI	S	Opponent	Score	RPI	S	Opponent	Score		RPI	S	Opponent	Score
25	H	California	64 84	33	A	Long Beach St.	43 53						135	H	Pepperdine	77 60
													138	A	San Francisco	92 54
													143	A	Hawaii	69 61
													146	A	UC Davis	53 60
													153	H	Montana	62 50
													176	H	Iona	64 49
													189	A	Santa Clara	61 59
													208	A	Nevada	64 53
													225	N	New Mexico St.	67 62
													247	H	Utah St.	70 62
													287	H	Loyola Marymount	89 69
LAST 12 Division I GAMES:																
135	H	Pepperdine	77 60	287	H	Loyola Marymount	89 69									
143	A	Hawaii	69 61	189	A	Santa Clara	61 59									
208	A	Nevada	64 53	138	A	San Francisco	92 54									
146	A	UC Davis	53 60	33	A	Long Beach St.	43 53									
176	H	Iona	64 49	225	N	New Mexico St.	67 62									
153	H	Montana	62 50	247	H	Utah St.	70 62									

Non-Div I Games: Cal Maritime 70 23 Cal St. Stanislaus 98 67

Pacific

Loss, Non-Conf, S Site, H Home A Away N Neutral

Average RPI Win:	199	WON-LOST	WINNING	LAST 10	STRENGTH OF	OPP. STRENGTH	TEAM	ADJ.	CONF.	ADJ CONF.
Average RPI Loss:	60	RECORD	PCT. RANK	GAMES	SCHEDULE	OF SCHEDULE	RPI	RPI	RPI	RPI
DIV. I ONLY	5- 4	144	5- 4	65	141	96	96	11	11	
DIV. I NON-CONF.	5- 4	138	5- 4	79	143	92	92	11	11	
TOTALS	RPI 1-25	RPI 26-50	W-L RECORDS	RPI 51-100	RPI 101-150	RPI 150+				
5- 4	0- 1	0- 0	OVERALL	0- 2	2- 1	3- 0				
4- 1	0- 0	0- 0	HOME	0- 1	2- 0	2- 0				
1- 3	0- 1	0- 0	AWAY	0- 1	0- 1	1- 0				
0- 0	0- 0	0- 0	NEUTRAL	0- 0	0- 0	0- 0				
5- 4	0- 1	0- 0	NON-CONFERENCE	0- 2	2- 1	3- 0				
4- 1	0- 0	0- 0	HOME	0- 1	2- 0	2- 0				
1- 3	0- 1	0- 0	AWAY	0- 1	0- 1	1- 0				
0- 0	0- 0	0- 0	NEUTRAL	0- 0	0- 0	0- 0				
0- 0	0- 0	0- 0	CONFERENCE	0- 0	0- 0	0- 0				
0- 0	0- 0	0- 0	HOME	0- 0	0- 0	0- 0				
0- 0	0- 0	0- 0	AWAY	0- 0	0- 0	0- 0				
0- 0	0- 0	0- 0	NEUTRAL	0- 0	0- 0	0- 0				

RPI 1-25				RPI 26-50				RPI 51-100				RPI 101+			
RPI	S	Opponent	Score	RPI	S	Opponent	Score	RPI	S	Opponent	Score	RPI	S	Opponent	Score
5	A	Tennessee	52 97					52	H	Hampton	43 58	102	H	Saint Joseph's	65 51
								75	A	Drexel	58 67	107	A	Lafayette	57 60
												145	H	La Salle	57 29
												156	H	New Hampshire	74 39
												267	A	Navy	60 51
												325	H	UMBC	69 63
LAST 12 Division I GAMES:															
325	H	UMBC	69 63	75	A	Drexel	58 67	102	H	Saint Joseph's	65 51				
145	H	La Salle	57 29	52	H	Hampton	43 58	107	A	Lafayette	57 60				
5	A	Tennessee	52 97	156	H	New Hampshire	74 39	267	A	Navy	60 51				

Non-Div I Games: King's (PA) 85 20

Penn

Average RPI Win:	273	WON-LOST	WINNING	LAST 10	STRENGTH OF	OPP. STRENGTH	TEAM	ADJ.	CONF.	ADJ CONF.
Average RPI Loss:	75	RECORD	PCT. RANK	GAMES	SCHEDULE	OF SCHEDULE	RPI	RPI	RPI	RPI
DIV. I ONLY	3- 11	296	2- 8	53	81	235	235	1	1	
DIV. I NON-CONF.	3- 8	264	2- 7	121	148	260	260	1	1	
TOTALS	RPI 1-25	RPI 26-50	W-L RECORDS	RPI 51-100	RPI 101-150	RPI 150+				
3- 11	0- 2	0- 2	OVERALL	0- 5	0- 1	3- 1				
3- 5	0- 1	0- 1	HOME	0- 3	0- 0	3- 0				
0- 4	0- 1	0- 1	AWAY	0- 1	0- 1	0- 0				
0- 2	0- 0	0- 0	NEUTRAL	0- 1	0- 0	0- 1				
3- 8	0- 1	0- 1	NON-CONFERENCE	0- 4	0- 1	3- 1				
3- 4	0- 1	0- 1	HOME	0- 2	0- 0	3- 0				
0- 2	0- 0	0- 0	AWAY	0- 1	0- 1	0- 0				
0- 2	0- 0	0- 0	NEUTRAL	0- 1	0- 0	0- 1				
0- 3	0- 1	0- 1	CONFERENCE	0- 1	0- 0	0- 0				
0- 1	0- 0	0- 0	HOME	0- 1	0- 0	0- 0				
0- 2	0- 1	0- 1	AWAY	0- 0	0- 0	0- 0				
0- 0	0- 0	0- 0	NEUTRAL	0- 0	0- 0	0- 0				

RPI 1-25				RPI 26-50				RPI 51-100				RPI 101+ Team's RPI: 235			
RPI	S	Opponent	Score	RPI	S	Opponent	Score	RPI	S	Opponent	Score	RPI	S	Opponent	Score
9	A	Iowa	52 77	34	H	Seton Hall	70 75	62	H	Illinois	76 91	109	A	Hartford	57 62
19	H	South Fla.	87 90	46	A	Michigan	53 89	64	A	Syracuse	39 61	196	H	Towson	71 64
								89	H	St. Bonaventure	54 56	207	N	Samford	56 59
								90	H	Albany (NY)	53 54	293	H	Wagner	96 66
								100	N	Liberty	68 80	329	H	Rider	85 51
LAST 12 Division I GAMES:															
62	H	Illinois	76 91	329	H	Rider	85 51								
46	A	Michigan	53 89	109	A	Hartford	57 62								
9	A	Iowa	52 77	293	H	Wagner	96 66								
19	H	South Fla.	87 90	64	A	Syracuse	39 61								
89	H	St. Bonaventure	54 56	207	N	Samford	56 59								
34	H	Seton Hall	70 75	100	N	Liberty	68 80								

Non-Div I Games:

Penn St.

 Loss,
 Non-Conf,
S Site,
 Home
 Away
N Neutral

Average RPI Win:	276	WON-LOST	WINNING	LAST 10	STRENGTH OF	OPP. STRENGTH	TEAM	ADJ.	CONF.	ADJ CONF.
Average RPI Loss:	66	RECORD	PCT. RANK	GAMES	SCHEDULE	OF SCHEDULE	RPI	RPI	RPI	RPI
DIV. I ONLY	6- 8	201	4- 6	111	184	135	135	7	7	
DIV. I NON-CONF.	5- 6	175	4- 5	114	203	133	133	9	9	
TOTALS	RPI 1-25	RPI 26-50	W-L RECORDS	RPI 51-100	RPI 101-150	RPI 150+				
6- 8	0- 1	0- 2	OVERALL	0- 4	0- 0	6- 1				
1- 3	0- 0	0- 1	HOME	0- 1	0- 0	1- 1				
4- 5	0- 1	0- 1	AWAY	0- 3	0- 0	4- 0				
1- 0	0- 0	0- 0	NEUTRAL	0- 0	0- 0	1- 0				
5- 6	0- 1	0- 2	NON-CONFERENCE	0- 2	0- 0	5- 1				
0- 3	0- 0	0- 1	HOME	0- 1	0- 0	0- 1				
4- 3	0- 1	0- 1	AWAY	0- 1	0- 0	4- 0				
1- 0	0- 0	0- 0	NEUTRAL	0- 0	0- 0	1- 0				
1- 2	0- 0	0- 0	CONFERENCE	0- 2	0- 0	1- 0				
1- 0	0- 0	0- 0	HOME	0- 0	0- 0	1- 0				
0- 2	0- 0	0- 0	AWAY	0- 2	0- 0	0- 0				
0- 0	0- 0	0- 0	NEUTRAL	0- 0	0- 0	0- 0				

RPI 1-25				RPI 26-50				RPI 51-100				RPI 101+ Team's RPI: 135			
RPI	S	Opponent	Score	RPI	S	Opponent	Score	RPI	S	Opponent	Score	RPI	S	Opponent	Score
9	A	Iowa	68 97	27	A	Nebraska	65 100	54	A	St. Mary's (CA)	68 73	168	H	Army	44 56
				33	H	Long Beach St.	69 78	66	A	Pacific	60 77	199	N	UT Martin	59 58
								84	A	CSUN	48 74	230	A	Cal Poly	76 69
								90	H	Albany (NY)	36 62	273	A	UC Irvine	76 53
												287	H	Loyola Marymount	98 91
												321	A	Northern Ariz.	66 63
												344	A	UC Santa Barbara	66 44
LAST 12 Division I GAMES:															
66	A	Pacific	60 77	321	A	Northern Ariz.	66 63								
54	A	St. Mary's (CA)	68 73	344	A	UC Santa Barbara	66 44								
287	H	Loyola Marymount	98 91	84	A	CSUN	48 74								
90	H	Albany (NY)	36 62	33	H	Long Beach St.	69 78								
199	N	UT Martin	59 58	168	H	Army	44 56								
9	A	Iowa	68 97	230	A	Cal Poly	76 69								

Non-Div I Games:

Pepperdine

■ Loss,
■ Non-Conf,
■ S Site,
■ H Home
■ A Away
N Neutral

Average RPI Win:	173	WON-LOST	WINNING	LAST 10	STRENGTH OF	OPP. STRENGTH	TEAM	ADJ.	CONF.	ADJ CONF.
Average RPI Loss:	38	RECORD	PCT. RANK	GAMES	SCHEDULE	OF SCHEDULE	RPI	RPI	RPI	RPI
DIV. I ONLY	10- 4	66	8- 2	55	38	57	57	2	2	
DIV. I NON-CONF.	10- 3	54	9- 2	98	56	56	56	2	2	
TOTALS	RPI 1-25	RPI 26-50	W-L RECORDS	RPI 51-100	RPI 101-150	RPI 150+				
10- 4	0- 3	2- 0	OVERALL	2- 0	0- 1	6- 0				
9- 2	0- 2	1- 0	HOME	2- 0	0- 0	6- 0				
1- 2	0- 1	1- 0	AWAY	0- 0	0- 1	0- 0				
0- 0	0- 0	0- 0	NEUTRAL	0- 0	0- 0	0- 0				
10- 3	0- 2	2- 0	NON-CONFERENCE	2- 0	0- 1	6- 0				
9- 1	0- 1	1- 0	HOME	2- 0	0- 0	6- 0				
1- 2	0- 1	1- 0	AWAY	0- 0	0- 1	0- 0				
0- 0	0- 0	0- 0	NEUTRAL	0- 0	0- 0	0- 0				
0- 1	0- 1	0- 0	CONFERENCE	0- 0	0- 0	0- 0				
0- 1	0- 1	0- 0	HOME	0- 0	0- 0	0- 0				
0- 0	0- 0	0- 0	AWAY	0- 0	0- 0	0- 0				
0- 0	0- 0	0- 0	NEUTRAL	0- 0	0- 0	0- 0				

RPI 1-25				RPI 26-50				RPI 51-100				Team's RPI: 57	RPI 101+			
RPI	S	Opponent	Score	RPI	S	Opponent	Score	RPI	S	Opponent	Score		RPI	S	Opponent	Score
6	H	Louisville	57 63	28	A	Ohio St.	78 74	51	H	Youngstown St.	78 52		106	A	Duquesne	77 87
16	A	James Madison	64 80	46	H	Michigan	85 64	75	H	Drexel	72 53		165	H	Ball St.	59 47
23	H	Princeton	43 59										170	H	Niagara	70 54
													255	H	Radford	72 47
													289	H	Saint Francis (PA)	97 59
													308	H	Loyola Maryland	84 46
													347	H	Delaware St.	93 58
LAST 12 Division I GAMES:																
6	H	Louisville	57 63	165	H	Ball St.	59 47	75	H	Drexel	72 53		106	A	Duquesne	77 87
347	H	Delaware St.	93 58	289	H	Saint Francis (PA)	97 59	28	A	Ohio St.	78 74		308	H	Loyola Maryland	84 46
51	H	Youngstown St.	78 52	16	A	James Madison	64 80	255	H	Radford	72 47					
46	H	Michigan	85 64													

Non-Div I Games:

Pittsburgh

■ Loss,
 ■ Non-Conf, S Site,
 ■ Home
 ■ Away
 N Neutral

Average RPI Win:	229	WON-LOST	WINNING	LAST 10	STRENGTH OF	OPP. STRENGTH	TEAM	ADJ.	CONF.	ADJ CONF.
Average RPI Loss:	111	RECORD	PCT. RANK	GAMES	SCHEDULE	OF SCHEDULE	RPI	RPI	RPI	RPI
DIV. I ONLY	2- 12	322	0- 1	28	207	236	236	7	7	
DIV. I NON-CONF.	2- 9	297	0- 0	86	223	255	255	9	9	
TOTALS	RPI 1-25	RPI 26-50	W-L RECORDS	RPI 51-100	RPI 101-150	RPI 150+				
2- 12	0- 1	0- 2	OVERALL	0- 4	0- 1	2- 4				
1- 5	0- 1	0- 0	HOME	0- 2	0- 0	1- 2				
0- 7	0- 0	0- 1	AWAY	0- 1	0- 0	0- 0				
1- 0	0- 0	0- 0	NEUTRAL	0- 0	0- 0	1- 0				
2- 9	0- 1	0- 1	NON-CONFERENCE	0- 2	0- 1	2- 4				
1- 3	0- 1	0- 0	HOME	0- 0	0- 0	1- 2				
0- 6	0- 0	0- 1	AWAY	0- 2	0- 1	0- 2				
1- 0	0- 0	0- 0	NEUTRAL	0- 0	0- 0	1- 0				
0- 3	0- 0	0- 1	CONFERENCE	0- 2	0- 0	0- 0				
0- 2	0- 0	0- 0	HOME	0- 2	0- 0	0- 0				
0- 1	0- 0	0- 1	AWAY	0- 0	0- 0	0- 0				
0- 0	0- 0	0- 0	NEUTRAL	0- 0	0- 0	0- 0				

RPI 1-25				RPI 26-50				RPI 51-100				RPI 101+ Team's RPI: 236			
RPI	S	Opponent	Score	RPI	S	Opponent	Score	RPI	S	Opponent	Score	RPI	S	Opponent	Score
22	H	Washington	45 80	29	A	Oregon St.	65 87	81	H	San Diego	65 87	111	A	Eastern Wash.	65 72
				47	A	Gonzaga	57 79	84	A	CSUN	41 45	153	H	Montana	55 69
								85	H	BYU	79 83	191	H	Oregon	49 72
								95	A	Boise St.	58 94	203	N	Utah	58 50
												208	A	Nevada	59 84
												230	A	Cal Poly	67 76
												254	H	Portland St.	91 63
LAST 12 Division I GAMES:															
47	A	Gonzaga	57 79	22	H	Washington	45 80	203	N	Utah	58 50				
85	H	BYU	79 83	208	A	Nevada	59 84	230	A	Cal Poly	67 76				
111	A	Eastern Wash.	65 72	84	A	CSUN	41 45	29	A	Oregon St.	65 87				
153	H	Montana	55 69												
81	H	San Diego	65 87												
95	A	Boise St.	58 94												

Non-Div I Games:

Portland

■ Loss,
 ■ Non-Conf, S Site,
 ■ Home
 ■ Away
 N Neutral

Average RPI Win:	297	WON-LOST	WINNING	LAST 10	STRENGTH OF	OPP. STRENGTH	TEAM	ADJ.	CONF.	ADJ CONF.
Average RPI Loss:	164	RECORD	PCT. RANK	GAMES	SCHEDULE	OF SCHEDULE	RPI	RPI	RPI	RPI
DIV. I ONLY	2- 9	306	0- 1	110	276	254	254	21	21	
DIV. I NON-CONF.	2- 7	289	0- 1	88	182	218	218	20	20	
TOTALS	RPI 1-25	RPI 26-50	W-L RECORDS	RPI 51-100	RPI 101-150	RPI 150+				
2- 9	0- 1	0- 2	OVERALL	0- 1	0- 0	2- 5				
1- 2	0- 0	0- 1	HOME	0- 1	0- 0	1- 0				
1- 7	0- 0	0- 1	AWAY	0- 0	0- 0	1- 0				
0- 0	0- 0	0- 0	NEUTRAL	0- 0	0- 0	0- 0				
2- 7	0- 1	0- 2	NON-CONFERENCE	0- 1	0- 0	2- 3				
1- 2	0- 0	0- 1	HOME	0- 1	0- 0	1- 0				
1- 5	0- 1	0- 1	AWAY	0- 0	0- 0	1- 3				
0- 0	0- 0	0- 0	NEUTRAL	0- 0	0- 0	0- 0				
0- 2	0- 0	0- 0	CONFERENCE	0- 0	0- 0	0- 2				
0- 0	0- 0	0- 0	HOME	0- 0	0- 0	0- 0				
0- 2	0- 0	0- 0	AWAY	0- 0	0- 0	0- 2				
0- 0	0- 0	0- 0	NEUTRAL	0- 0	0- 0	0- 0				

RPI 1-25				RPI 26-50				RPI 51-100				RPI 101+ Team's RPI: 254			
RPI	S	Opponent	Score	RPI	S	Opponent	Score	RPI	S	Opponent	Score	RPI	S	Opponent	Score
23	A	Princeton	33 104	33	H	Long Beach St.	58 62	65	H	South Dakota	57 86	191	A	Oregon	56 63
				47	A	Gonzaga	41 73					236	A	Portland	63 91
												259	A	Southern Utah	74 86
												267	H	Navy	56 50
												303	A	Seattle	47 54
												321	A	Northern Ariz.	46 94
												326	A	Columbia	71 66
LAST 12 Division I GAMES:															
47	A	Gonzaga	41 73	23	A	Princeton	33 104								
321	A	Northern Ariz.	46 94	236	A	Portland	63 91								
259	A	Southern Utah	74 86	267	H	Navy	56 50								
326	A	Columbia	71 66	33	H	Long Beach St.	58 62								
303	A	Seattle	47 54	191	A	Oregon	56 63								
				65	H	South Dakota	57 86								

Prairie View

Through Games Of Jan. 4, 2015

Average RPI Win:	273	WON-LOST	WINNING	LAST 10	STRENGTH OF	OPP. STRENGTH	TEAM	ADJ.	CONF.	ADJ CONF.
Average RPI Loss:	148	RECORD	PCT. RANK	GAMES	SCHEDULE	OF SCHEDULE	RPI	RPI	RPI	RPI
DIV. I ONLY	2- 10	308	0- 1	84	217	202	202	33	33	
DIV. I NON-CONF.	2- 9	297	0- 1	43	222	167	167	30	30	
TOTALS	RPI 1-25	RPI 26-50	W-L RECORDS	RPI 51-100	RPI 101-150	RPI 150+				
2- 10	0- 2	0- 2	OVERALL	0- 0	0- 1	2- 5				
0- 0	0- 0	0- 0	HOME	0- 0	0- 0	0- 0				
2- 8	0- 0	0- 0	AWAY	0- 0	0- 1	2- 1				
0- 2	0- 1	0- 1	NEUTRAL	0- 0	0- 0	0- 0				
2- 9	0- 2	0- 2	NON-CONFERENCE	0- 0	0- 1	2- 4				
0- 0	0- 0	0- 0	HOME	0- 0	0- 0	0- 0				
2- 7	0- 1	0- 1	AWAY	0- 0	0- 1	2- 4				
0- 2	0- 1	0- 1	NEUTRAL	0- 0	0- 0	0- 0				
0- 1	0- 0	0- 0	CONFERENCE	0- 0	0- 0	0- 1				
0- 0	0- 0	0- 0	HOME	0- 0	0- 0	0- 0				
0- 1	0- 0	0- 0	AWAY	0- 0	0- 0	0- 1				
0- 0	0- 0	0- 0	NEUTRAL	0- 0	0- 0	0- 0				

RPI 1-25				RPI 26-50				RPI 51-100				RPI 101+ Team's RPI: 202			
RPI	S	Opponent	Score	RPI	S	Opponent	Score	RPI	S	Opponent	Score	RPI	S	Opponent	Score
10	N	North Carolina	45 81	36	A	Texas A&M	41 59					143	A	Hawaii	58 72
12	A	Baylor	64 108	45	N	Stanford	45 88					177	A	TCU	50 56
												231	A	Houston	61 56
												239	A	Rice	58 70
												258	A	Stephen F. Austin	73 83
												266	A	Southern U.	51 67
												290	A	UTEP	48 86
												315	A	Sam Houston St.	70 53
LAST 12 Division I GAMES:															
143	A	Hawaii	58 72	177	A	TCU	50 56								
266	A	Southern U.	51 67	231	A	Houston	61 56								
12	A	Baylor	64 108	45	N	Stanford	45 88								
290	A	UTEP	48 86	10	N	North Carolina	45 81								
315	A	Sam Houston St.	70 53	36	A	Texas A&M	41 59								
239	A	Rice	58 70	258	A	Stephen F. Austin	73 83								

Non-Div I Games: Schreiner 90 38

Prairie View

Loss, Non-Conf, S Site, Home Away N Neutral

Presbyterian

Through Games Of Jan. 4, 2015

Average RPI Win:	315	WON-LOST	WINNING	LAST 10	STRENGTH OF	OPP. STRENGTH	TEAM	ADJ.	CONF.	ADJ CONF.
Average RPI Loss:	162	RECORD	PCT. RANK	GAMES	SCHEDULE	OF SCHEDULE	RPI	RPI	RPI	RPI
DIV. I ONLY	5- 6	192	5- 4	271	349	213	213	31	31	
DIV. I NON-CONF.	3- 4	196	3- 3	180	337	151	151	32	32	
TOTALS	RPI 1-25	RPI 26-50	W-L RECORDS	RPI 51-100	RPI 101-150	RPI 150+				
5- 6	0- 0	0- 0	OVERALL	0- 1	0- 2	5- 3				
3- 0	0- 0	0- 0	HOME	0- 0	0- 0	3- 0				
2- 6	0- 0	0- 0	AWAY	0- 1	0- 2	2- 3				
0- 0	0- 0	0- 0	NEUTRAL	0- 0	0- 0	0- 0				
3- 4	0- 0	0- 0	NON-CONFERENCE	0- 1	0- 2	3- 1				
1- 0	0- 0	0- 0	HOME	0- 0	0- 0	1- 0				
2- 4	0- 0	0- 0	AWAY	0- 1	0- 2	2- 1				
0- 0	0- 0	0- 0	NEUTRAL	0- 0	0- 0	0- 0				
2- 2	0- 0	0- 0	CONFERENCE	0- 0	0- 0	2- 2				
2- 0	0- 0	0- 0	HOME	0- 0	0- 0	2- 0				
0- 2	0- 0	0- 0	AWAY	0- 0	0- 0	0- 2				
0- 0	0- 0	0- 0	NEUTRAL	0- 0	0- 0	0- 0				

RPI 1-25				RPI 26-50				RPI 51-100				RPI 101+				Team's RPI: 213	
RPI	S	Opponent	Score	RPI	S	Opponent	Score	RPI	S	Opponent	Score	RPI	S	Opponent	Score		
								99	A	Old Dominion	26	41	115	A	Xavier	43	45
													131	A	VCU	36	55
													155	A	High Point	49	54
													204	A	Charlotte	50	66
													268	A	Campbell	45	58
													277	H	South Carolina St.	46	33
													291	A	Western Caro.	51	44
													328	A	N.C. Central	45	33
													333	H	Gardner-Webb	55	50
													345	H	UNC Asheville	69	57
LAST 12 Division I GAMES:																	
345	H	UNC Asheville	69	57	333	H	Gardner-Webb	55	50								
268	A	Campbell	45	58	277	H	South Carolina St.	46	33								
328	A	N.C. Central	45	33	115	A	Xavier	43	45								
204	A	Charlotte	50	66	291	A	Western Caro.	51	44								
155	A	High Point	49	54	131	A	VCU	36	55								
					99	A	Old Dominion	26	41								

Non-Div I Games: Southern Wesleyan 81 50 Allen 120 45

Presbyterian

Loss, Non-Conf, S Site, H Home A Away N Neutral

Average RPI Win:	154	WON-LOST	WINNING	LAST 10	STRENGTH OF	OPP. STRENGTH	TEAM	ADJ.	CONF.	ADJ CONF.
Average RPI Loss:	0	RECORD	PCT. RANK	GAMES	SCHEDULE	OF SCHEDULE	RPI	RPI	RPI	RPI
DIV. I ONLY	15- 0	1	1- 0	148	37	23	23	11	11	
DIV. I NON-CONF.	15- 0	1	1- 0	155	40	19	19	11	11	
TOTALS	RPI 1-25	RPI 26-50	W-L RECORDS	RPI 51-100	RPI 101-150	RPI 150+				
15- 0	0- 0	1- 0	OVERALL	3- 0	3- 0	8- 0				
4- 0	0- 0	0- 0	HOME	1- 0	0- 0	3- 0				
7- 0	0- 0	1- 0	AWAY	2- 0	2- 0	2- 0				
4- 0	0- 0	0- 0	NEUTRAL	0- 0	1- 0	3- 0				
15- 0	0- 0	1- 0	NON-CONFERENCE	3- 0	3- 0	8- 0				
4- 0	0- 0	0- 0	HOME	1- 0	0- 0	3- 0				
7- 0	0- 0	1- 0	AWAY	2- 0	2- 0	2- 0				
4- 0	0- 0	0- 0	NEUTRAL	0- 0	1- 0	3- 0				
0- 0	0- 0	0- 0	CONFERENCE	0- 0	0- 0	0- 0				
0- 0	0- 0	0- 0	HOME	0- 0	0- 0	0- 0				
0- 0	0- 0	0- 0	AWAY	0- 0	0- 0	0- 0				
0- 0	0- 0	0- 0	NEUTRAL	0- 0	0- 0	0- 0				

RPI S	Opponent	Score	RPI S	Opponent	Score	RPI S	Opponent	Score	RPI S	Opponent	Score
46	A Michigan	85 55	57	A Pittsburgh	59 43	106	A Duquesne	79 62			
			68	A American	63 56	109	N Hartford	64 51			
			75	H Drexel	59 43	130	A Fordham	67 53			
						153	N Montana	80 55			
						166	N Wake Forest	72 55			
						185	A Delaware	87 59			
						204	N Charlotte	73 43			
						209	A Monmouth	84 53			
						254	H Portland St.	104 33			
						263	H Georgetown	83 54			
						278	H Binghamton	96 58			
LAST 12 Division I GAMES:											
130	A Fordham	67 53	46	A Michigan	85 55						
109	N Hartford	64 51	263	H Georgetown	83 54						
209	A Monmouth	84 53	204	N Charlotte	73 43						
254	H Portland St.	104 33	153	N Montana	80 55						
185	A Delaware	87 59	166	N Wake Forest	72 55						
278	H Binghamton	96 58	68	A American	63 56						

Non-Div I Games:

Princeton

Average RPI Win: 175		WON-LOST	WINNING	LAST 10	STRENGTH OF		OPP. STRENGTH	TEAM	ADJ.	CONF.	ADJ CONF.
Average RPI Loss: 101		RECORD	PCT. RANK	GAMES	SCHEDULE		OF SCHEDULE	RPI	RPI	RPI	RPI
DIV. I ONLY		4- 11	275	3- 7	43		84	195	195	8	8
DIV. I NON-CONF.		3- 8	264	2- 6	62		110	202	202	6	6
<hr/>											
TOTALS	RPI 1-25	RPI 26-50		W-L RECORDS		RPI 51-100	RPI 101-150		RPI 150+		
4- 11	0- 2	0- 1		OVERALL		0- 0	2- 6		2- 2		
4- 3	0- 0	0- 1		HOME		0- 0	2- 1		2- 1		
0- 8	0- 2	0- 0		AWAY		0- 0	0- 5		0- 1		
0- 0	0- 0	0- 0		NEUTRAL		0- 0	0- 0		0- 0		
3- 8	0- 2	0- 0		NON-CONFERENCE		0- 0	1- 5		2- 1		
3- 2	0- 0	0- 0		HOME		0- 0	1- 1		2- 1		
0- 6	0- 2	0- 0		AWAY		0- 0	0- 4		0- 0		
0- 0	0- 0	0- 0		NEUTRAL		0- 0	0- 0		0- 0		
1- 3	0- 0	0- 1		CONFERENCE		0- 0	1- 1		0- 1		
1- 1	0- 0	0- 1		HOME		0- 0	1- 0		0- 0		
0- 2	0- 0	0- 0		AWAY		0- 0	0- 1		0- 1		
0- 0	0- 0	0- 0		NEUTRAL		0- 0	0- 0		0- 0		

RPI 1-25				RPI 26-50				RPI 51-100				RPI 101+ Team's RPI: 195			
RPI	S	Opponent	Score	RPI	S	Opponent	Score	RPI	S	Opponent	Score	RPI	S	Opponent	Score
8	A	Dayton	56 72	31	H	St. John's (NY)	52 68					103	A	Boston College	51 79
14	A	FGCU	58 68									106	H	Duquesne	67 56
												109	A	Hartford	54 57
												113	A	Bryant	80 90
												114	H	Villanova	51 49
												115	A	Xavier	49 71
												129	A	Richmond	59 75
												144	H	Rhode Island	56 63
												162	A	Butler	61 66
												184	H	Virginia Tech	69 72
												237	H	Brown	78 69
												241	H	UMass Lowell	66 54
LAST 12 Division I GAMES:															
115	A	Xavier	49 71	144	H	Rhode Island	56 63								
162	A	Butler	61 66	241	H	UMass Lowell	66 54								
31	H	St. John's (NY)	52 68	114	H	Villanova	51 49								
103	A	Boston College	51 79	113	A	Bryant	80 90								
106	H	Duquesne	67 56	8	A	Dayton	56 72								
14	A	FGCU	58 68	184	H	Virginia Tech	69 72								

Non-Div I Games:

Providence

Average RPI Win:	146	WON-LOST	WINNING	LAST 10	STRENGTH OF	OPP. STRENGTH	TEAM	ADJ.	CONF.	ADJ CONF.
Average RPI Loss:	17	RECORD	PCT. RANK	GAMES	SCHEDULE	OF SCHEDULE	RPI	RPI	RPI	RPI
DIV. I ONLY	9- 5	99	6- 4	4	56	38	38	1	1	
DIV. I NON-CONF.	7- 4	107	6- 3	16	38	50	50	1	1	
TOTALS	RPI 1-25	RPI 26-50	W-L RECORDS	RPI 51-100	RPI 101-150	RPI 150+				
9- 5	0- 4	0- 1	OVERALL	4- 0	2- 0	3- 0				
6- 3	0- 2	0- 1	HOME	2- 0	2- 0	2- 0				
2- 1	0- 1	0- 0	AWAY	1- 0	0- 0	1- 0				
1- 1	0- 1	0- 0	NEUTRAL	1- 0	0- 0	0- 0				
7- 4	0- 3	0- 1	NON-CONFERENCE	3- 0	1- 0	3- 0				
5- 2	0- 1	0- 1	HOME	2- 0	1- 0	2- 0				
1- 1	0- 1	0- 0	AWAY	0- 0	0- 0	1- 0				
1- 1	0- 1	0- 0	NEUTRAL	1- 0	0- 0	0- 0				
2- 1	0- 1	0- 0	CONFERENCE	1- 0	1- 0	0- 0				
1- 1	0- 1	0- 0	HOME	0- 0	1- 0	0- 0				
1- 0	0- 0	0- 0	AWAY	1- 0	0- 0	0- 0				
0- 0	0- 0	0- 0	NEUTRAL	0- 0	0- 0	0- 0				

RPI 1-25				RPI 26-50				Team's RPI: 38				RPI 51-100				RPI 101+			
RPI	S	Opponent	Score	RPI	S	Opponent	Score	RPI	S	Opponent	Score	RPI	S	Opponent	Score	RPI	S	Opponent	Score
7	H	Green Bay	78 81	30	H	Florida St.	64 67	62	A	Illinois	62 55	108	H	Indiana	86 64				
8	A	Dayton	61 63					72	N	Texas Tech	69 53	150	H	Wright St.	70 46				
18	H	Minnesota	68 81					73	H	Toledo	66 48	165	A	Ball St.	66 60				
21	N	George Washington	59 79					76	H	Kansas	61 48	273	H	UC Irvine	69 44				
												332	H	Denver	65 51				
LAST 12 Division I GAMES:																			
108	H	Indiana	86 64	76	H	Kansas	61 48												
18	H	Minnesota	68 81	8	A	Dayton	61 63												
62	A	Illinois	62 55	30	H	Florida St.	64 67												
150	H	Wright St.	70 46	21	N	George Washington	59 79												
332	H	Denver	65 51	72	N	Texas Tech	69 53												
273	H	UC Irvine	69 44	73	H	Toledo	66 48												

Non-Div I Games:

Purdue

■ Loss,
■ Non-Conf,
■ S Site,
■ H Home
■ A Away
N Neutral

Average RPI Win:	144	WON-LOST	WINNING	LAST 10	STRENGTH OF	OPP. STRENGTH	TEAM	ADJ.	CONF.	ADJ CONF.
Average RPI Loss:	59	RECORD	PCT. RANK	GAMES	SCHEDULE	OF SCHEDULE	RPI	RPI	RPI	RPI
DIV. I ONLY	12- 3	40	9- 1	67	34	37	37	24	24	
DIV. I NON-CONF.	8- 3	71	6- 2	33	20	26	26	22	22	
TOTALS	RPI 1-25	RPI 26-50	W-L RECORDS	RPI 51-100	RPI 101-150	RPI 150+				
12- 3	0- 2	0- 0	OVERALL	3- 0	3- 0	6- 1				
7- 0	0- 0	0- 0	HOME	3- 0	0- 0	4- 0				
3- 1	0- 0	0- 0	AWAY	0- 0	2- 0	1- 0				
2- 2	0- 1	0- 0	NEUTRAL	0- 0	1- 0	1- 1				
8- 3	0- 2	0- 0	NON-CONFERENCE	3- 0	3- 0	2- 1				
4- 0	0- 0	0- 0	HOME	3- 0	0- 0	1- 0				
2- 1	0- 1	0- 0	AWAY	0- 0	2- 0	0- 0				
2- 2	0- 1	0- 0	NEUTRAL	0- 0	1- 0	1- 1				
4- 0	0- 0	0- 0	CONFERENCE	0- 0	0- 0	4- 0				
3- 0	0- 0	0- 0	HOME	0- 0	0- 0	3- 0				
1- 0	0- 0	0- 0	AWAY	0- 0	0- 0	1- 0				
0- 0	0- 0	0- 0	NEUTRAL	0- 0	0- 0	0- 0				

RPI 1-25				RPI 26-50		Team's RPI: 37		RPI 51-100				RPI 101+			
RPI	S	Opponent	Score	RPI	S	Opponent	Score	RPI	S	Opponent	Score	RPI	S	Opponent	Score
1	A	Notre Dame	52 112					52	H	Hampton	87 59	102	A	Saint Joseph's	69 67
14	N	FGCU	65 71					75	H	Drexel	74 50	109	A	Hartford	70 58
								90	H	Albany (NY)	66 62	148	N	Alabama	73 66
												161	N	Harvard	83 87
												168	H	Army	79 64
												170	H	Niagara	80 66
												173	A	Fairfield	67 66
												186	H	Siena	78 65
												209	H	Monmouth	94 53
												246	N	Holy Cross	74 67
LAST 12 Division I GAMES:															
209	H	Monmouth	94 53	90	H	Albany (NY)	66 62								
170	H	Niagara	80 66	173	A	Fairfield	67 66								
14	N	FGCU	65 71	186	H	Siena	78 65								
102	A	Saint Joseph's	69 67	148	N	Alabama	73 66								
109	A	Hartford	70 58	1	A	Notre Dame	52 112								
75	H	Drexel	74 50	246	N	Holy Cross	74 67								

Non-Div I Games:

Quinnipiac

Loss, Non-Conf, S Site, H Home A Away N Neutral

Average RPI Win: 287		WON-LOST	WINNING	LAST 10	STRENGTH OF	OPP. STRENGTH	TEAM	ADJ.	CONF.	ADJ CONF.
Average RPI Loss: 144		RECORD	PCT. RANK	GAMES	SCHEDULE	OF SCHEDULE	RPI	RPI	RPI	RPI
DIV. I ONLY		4- 7	227	3- 6	200	313	255	255	31	31
DIV. I NON-CONF.		3- 5	213	3- 5	144	252	213	213	32	32
TOTALS	RPI 1-25	RPI 26-50		W-L RECORDS		RPI 51-100	RPI 101-150	RPI 150+		
4- 7	0- 0	0- 0		OVERALL		0- 4	1- 0	3- 3		
2- 4	0- 0	0- 0		HOME		0- 2	0- 0	2- 2		
2- 3	0- 0	0- 0		AWAY		0- 2	1- 0	1- 1		
0- 0	0- 0	0- 0		NEUTRAL		0- 0	0- 0	0- 0		
3- 5	0- 0	0- 0		NON-CONFERENCE		0- 3	1- 0	2- 2		
2- 2	0- 0	0- 0		HOME		0- 1	0- 0	2- 1		
1- 3	0- 0	0- 0		AWAY		0- 2	1- 0	0- 1		
0- 0	0- 0	0- 0		NEUTRAL		0- 0	0- 0	0- 0		
1- 2	0- 0	0- 0		CONFERENCE		0- 1	0- 0	1- 1		
0- 2	0- 0	0- 0		HOME		0- 1	0- 0	0- 1		
1- 0	0- 0	0- 0		AWAY		0- 0	0- 0	1- 0		
0- 0	0- 0	0- 0		NEUTRAL		0- 0	0- 0	0- 0		

RPI 1-25				RPI 26-50				RPI 51-100				RPI 101+				Team's RPI: 255	
RPI	S	Opponent	Score	RPI	S	Opponent	Score	RPI	S	Opponent	Score	RPI	S	Opponent	Score		
								51	H	Youngstown St.	44	70	139	A	Appalachian St.	68	67
								57	A	Pittsburgh	47	72	184	A	Virginia Tech	60	73
								91	A	Virginia	47	75	201	H	William & Mary	71	81
								100	H	Liberty	63	72	327	H	Coastal Caro.	42	75
													333	A	Gardner-Webb	76	60
													336	H	Norfolk St.	74	65
													340	H	Wofford	60	59
LAST 12 Division I GAMES:																	
				333	A	Gardner-Webb	76	60	139	A	Appalachian St.	68	67				
				184	A	Virginia Tech	60	73	57	A	Pittsburgh	47	72				
				340	H	Wofford	60	59	51	H	Youngstown St.	44	70				
				327	H	Coastal Caro.	42	75	336	H	Norfolk St.	74	65				
				100	H	Liberty	63	72	91	A	Virginia	47	75				
				201	H	William & Mary	71	81									

Non-Div I Games: West Virginia St. 52 **58**

Radford

■ Loss, ■ Non-Conf, S Site, H Home A Away N Neutral

Rhode Island

Through Games Of Jan. 4, 2015

Average RPI Win:	202	WON-LOST	WINNING	LAST 10	STRENGTH OF	OPP. STRENGTH	TEAM	ADJ.	CONF.	ADJ CONF.
Average RPI Loss:	167	RECORD	PCT. RANK	GAMES	SCHEDULE	OF SCHEDULE	RPI	RPI	RPI	RPI
DIV. I ONLY	9- 4	78	8- 2	253	205	144	144	6	6	
DIV. I NON-CONF.	8- 4	92	8- 3	268	202	155	155	7	7	
TOTALS	RPI 1-25	RPI 26-50	W-L RECORDS	RPI 51-100	RPI 101-150	RPI 150+				
9- 4	0- 0	0- 0	OVERALL	0- 1	2- 2	7- 1				
4- 3	0- 0	0- 0	HOME	0- 1	1- 2	3- 0				
4- 1	0- 0	0- 0	AWAY	0- 0	1- 0	3- 1				
1- 0	0- 0	0- 0	NEUTRAL	0- 0	0- 0	1- 0				
8- 4	0- 0	0- 0	NON-CONFERENCE	0- 1	1- 2	7- 1				
3- 3	0- 0	0- 0	HOME	0- 1	0- 2	3- 0				
4- 1	0- 0	0- 0	AWAY	0- 0	1- 0	3- 1				
1- 0	0- 0	0- 0	NEUTRAL	0- 0	0- 0	1- 0				
1- 0	0- 0	0- 0	CONFERENCE	0- 0	1- 0	0- 0				
1- 0	0- 0	0- 0	HOME	0- 0	1- 0	0- 0				
0- 0	0- 0	0- 0	AWAY	0- 0	0- 0	0- 0				
0- 0	0- 0	0- 0	NEUTRAL	0- 0	0- 0	0- 0				

RPI 1-25			RPI 26-50			RPI 51-100			RPI 101+			Team's RPI: 144
RPI	S	Opponent	Score	RPI	S	Opponent	Score	RPI	S	Opponent	Score	
						93 H East Carolina	38 66			106 H Duquesne	62 61	
										110 H Dartmouth	44 54	
										113 A Bryant	60 56	
										137 H Marshall	45 61	
										154 H Central Conn. St.	58 46	
										195 A Providence	63 56	
										196 N Towson	60 49	
										237 H Brown	65 61	
										241 A UMass Lowell	75 66	
										275 A LIU Brooklyn	66 49	
										301 H Boston U.	56 48	
										326 A Columbia	69 79	
LAST 12 Division I GAMES:												
						110 H Dartmouth	44 54			106 H Duquesne	62 61	
						113 A Bryant	60 56			275 A LIU Brooklyn	66 49	
						301 H Boston U.	56 48			196 N Towson	60 49	
						195 A Providence	63 56			326 A Columbia	69 79	
						154 H Central Conn. St.	58 46			241 A UMass Lowell	75 66	
						237 H Brown	65 61			93 H East Carolina	38 66	

Non-Div I Games:

Rhode Island

 Loss,
 Non-Conf,
 S Site,
 H Home
 A Away
N Neutral

Average RPI Win:	271	WON-LOST	WINNING	LAST 10	STRENGTH OF	OPP. STRENGTH	TEAM	ADJ.	CONF.	ADJ CONF.
Average RPI Loss:	161	RECORD	PCT. RANK	GAMES	SCHEDULE	OF SCHEDULE	RPI	RPI	RPI	RPI
DIV. I ONLY	6- 7	183	5- 5	248	277	239	239	17	17	
DIV. I NON-CONF.	5- 6	175	4- 6	261	227	262	262	17	17	
TOTALS	RPI 1-25	RPI 26-50	W-L RECORDS	RPI 51-100	RPI 101-150	RPI 150+				
6- 7	0- 1	0- 2	OVERALL	0- 0	0- 0	6- 4				
5- 2	0- 0	0- 1	HOME	0- 0	0- 0	5- 1				
1- 5	0- 1	0- 1	AWAY	0- 0	0- 0	1- 3				
0- 0	0- 0	0- 0	NEUTRAL	0- 0	0- 0	0- 0				
5- 6	0- 1	0- 2	NON-CONFERENCE	0- 0	0- 0	5- 3				
5- 2	0- 0	0- 1	HOME	0- 0	0- 0	5- 1				
0- 4	0- 1	0- 1	AWAY	0- 0	0- 0	0- 2				
0- 0	0- 0	0- 0	NEUTRAL	0- 0	0- 0	0- 0				
1- 1	0- 0	0- 0	CONFERENCE	0- 0	0- 0	1- 1				
0- 0	0- 0	0- 0	HOME	0- 0	0- 0	0- 0				
1- 1	0- 0	0- 0	AWAY	0- 0	0- 0	1- 1				
0- 0	0- 0	0- 0	NEUTRAL	0- 0	0- 0	0- 0				

RPI 1-25				RPI 26-50				RPI 51-100				RPI 101+ Team's RPI: 239			
RPI	S	Opponent	Score	RPI	S	Opponent	Score	RPI	S	Opponent	Score	RPI	S	Opponent	Score
11	A	Texas	54 77	36	A	Texas A&M	55 76					179	H	McNeese St.	57 55
				40	H	UALR	40 55					202	H	Prairie View	70 58
												231	A	Houston	58 59
												249	A	UTSA	62 58
												258	H	Stephen F. Austin	59 70
												260	A	Texas Southern	63 69
												290	A	UTEP	51 54
												319	H	Lamar	97 63
												334	H	A&M-Corpus Christi	59 54
												342	H	Alcorn	61 33
LAST 12 Division I GAMES:															
249	A	UTSA	62 58	290	A	UTEP	51 54								
11	A	Texas	54 77	231	A	Houston	58 59								
319	H	Lamar	97 63	342	H	Alcorn	61 33								
260	A	Texas Southern	63 69	334	H	A&M-Corpus Christi	59 54								
179	H	McNeese St.	57 55	40	H	UALR	40 55								
258	H	Stephen F. Austin	59 70	36	A	Texas A&M	55 76								

Non-Div I Games:

Rice

■ Loss,
 ■ Non-Conf, S Site,
 ■ Home
 ■ Away
 N Neutral

Average RPI Win:	246	WON-LOST	WINNING	LAST 10	STRENGTH OF	OPP. STRENGTH	TEAM	ADJ.	CONF.	ADJ CONF.
Average RPI Loss:	73	RECORD	PCT. RANK	GAMES	SCHEDULE	OF SCHEDULE	RPI	RPI	RPI	RPI
DIV. I ONLY	8- 5	113	5- 5	227	90	129	129	6	6	
DIV. I NON-CONF.	8- 4	92	7- 4	241	91	131	131	7	7	
TOTALS	RPI 1-25	RPI 26-50	W-L RECORDS	RPI 51-100	RPI 101-150	RPI 150+				
8- 5	0- 1	0- 0	OVERALL	0- 2	0- 2	8- 0				
4- 1	0- 0	0- 0	HOME	0- 1	0- 0	4- 0				
4- 2	0- 0	0- 0	AWAY	0- 0	0- 1	4- 0				
0- 2	0- 0	0- 0	NEUTRAL	0- 1	0- 1	0- 0				
8- 4	0- 1	0- 0	NON-CONFERENCE	0- 2	0- 1	8- 0				
4- 1	0- 0	0- 0	HOME	0- 1	0- 0	4- 0				
4- 1	0- 1	0- 0	AWAY	0- 0	0- 0	4- 0				
0- 2	0- 0	0- 0	NEUTRAL	0- 1	0- 1	0- 0				
0- 1	0- 0	0- 0	CONFERENCE	0- 0	0- 1	0- 0				
0- 0	0- 0	0- 0	HOME	0- 0	0- 0	0- 0				
0- 1	0- 0	0- 0	AWAY	0- 0	0- 1	0- 0				
0- 0	0- 0	0- 0	NEUTRAL	0- 0	0- 0	0- 0				

RPI 1-25				RPI 26-50				RPI 51-100				RPI 101+ Team's RPI: 129			
RPI	S	Opponent	Score	RPI	S	Opponent	Score	RPI	S	Opponent	Score	RPI	S	Opponent	Score
16	A	James Madison	68 79					52	H	Hampton	53 64	104	N	Central Mich.	56 61
								63	N	Arkansas	55 74	130	A	Fordham	64 65
												166	H	Wake Forest	79 72
												195	H	Providence	75 59
												201	A	William & Mary	59 56
												240	A	Eastern Ky.	70 56
												263	H	Georgetown	65 57
												280	A	UAB	71 65
												283	A	UNCW	77 67
												337	H	Longwood	80 50
LAST 12 Division I GAMES:															
280	A	UAB	71 65	130	A	Fordham	64 65								
201	A	William & Mary	59 56	16	A	James Madison	68 79								
240	A	Eastern Ky.	70 56	63	N	Arkansas	55 74								
283	A	UNCW	77 67	104	N	Central Mich.	56 61								
166	H	Wake Forest	79 72	337	H	Longwood	80 50								
52	H	Hampton	53 64	263	H	Georgetown	65 57								

Non-Div I Games:

Richmond

■ Loss,
 ■ Non-Conf,
 ■ S Site,
 ■ H Home
 ■ A Away
 N Neutral

Average RPI Win:	233	WON-LOST	WINNING	LAST 10	STRENGTH OF	OPP. STRENGTH	TEAM	ADJ.	CONF.	ADJ CONF.
Average RPI Loss:	210	RECORD	PCT. RANK	GAMES	SCHEDULE	OF SCHEDULE	RPI	RPI	RPI	RPI
DIV. I ONLY	3- 11	296	3- 7	340	174	329	329	24	24	
DIV. I NON-CONF.	3- 7	250	3- 5	324	165	289	289	22	22	
TOTALS	RPI 1-25	RPI 26-50	W-L RECORDS	RPI 51-100	RPI 101-150	RPI 150+				
3- 11	0- 0	0- 1	OVERALL	1- 0	0- 2	2- 8				
1- 2	0- 0	0- 0	HOME	0- 0	0- 1	1- 1				
2- 8	0- 0	0- 1	AWAY	1- 0	0- 1	1- 6				
0- 1	0- 0	0- 0	NEUTRAL	0- 0	0- 0	0- 1				
3- 7	0- 0	0- 1	NON-CONFERENCE	1- 0	0- 1	2- 5				
1- 1	0- 0	0- 0	HOME	0- 0	0- 1	1- 0				
2- 5	0- 0	0- 1	AWAY	1- 0	0- 0	1- 4				
0- 1	0- 0	0- 0	NEUTRAL	0- 0	0- 0	0- 1				
0- 4	0- 0	0- 0	CONFERENCE	0- 0	0- 1	0- 3				
0- 1	0- 0	0- 0	HOME	0- 0	0- 0	0- 1				
0- 3	0- 0	0- 0	AWAY	0- 0	0- 1	0- 2				
0- 0	0- 0	0- 0	NEUTRAL	0- 0	0- 0	0- 0				

RPI 1-25			RPI 26-50			RPI 51-100			RPI 101+			Team's RPI: 329
RPI	S	Opponent	Score	RPI	S	Opponent	Score	RPI	S	Opponent	Score	
				34	A	Seton Hall	47 66	99	A	Old Dominion	59 56	
								107	H	Lafayette	48 66	
								128	A	Marist	46 60	
								176	H	Iona	51 71	
								185	A	Delaware	53 68	
								196	A	Towson	51 53	
								235	A	Penn St.	51 85	
								275	A	LIU Brooklyn	59 56	
								278	A	Binghamton	67 72	
								314	A	Manhattan	52 55	
								316	N	St. Francis Brooklyn	60 71	
								325	H	UMBC	67 55	
								343	A	Saint Peter's	49 50	
LAST 12 Division I GAMES:												
343	A	Saint Peter's	49 50	314	A	Manhattan	52 55					
185	A	Delaware	53 68	176	H	Iona	51 71					
278	A	Binghamton	67 72	275	A	LIU Brooklyn	59 56					
325	H	UMBC	67 55	99	A	Old Dominion	59 56					
235	A	Penn St.	51 85	107	H	Lafayette	48 66					
128	A	Marist	46 60	316	N	St. Francis Brooklyn	60 71					

Non-Div I Games:

Rider

■ Loss,
■ Non-Conf,
■ S Site,
■ H Home
■ A Away
N Neutral

Average RPI Win:	325	WON-LOST	WINNING	LAST 10	STRENGTH OF	OPP. STRENGTH	TEAM	ADJ.	CONF.	ADJ CONF.
Average RPI Loss:	97	RECORD	PCT. RANK	GAMES	SCHEDULE	OF SCHEDULE	RPI	RPI	RPI	RPI
DIV. I ONLY	3- 9	276	3- 7	96	281	211	211	28	28	
DIV. I NON-CONF.	2- 9	297	2- 9	65	256	200	200	28	28	
TOTALS	RPI 1-25	RPI 26-50	W-L RECORDS	RPI 51-100	RPI 101-150	RPI 150+				
3- 9	0- 1	0- 0	OVERALL	0- 2	0- 6	3- 0				
1- 3	0- 0	0- 0	HOME	0- 1	0- 2	1- 0				
2- 6	0- 1	0- 0	AWAY	0- 1	0- 4	2- 0				
0- 0	0- 0	0- 0	NEUTRAL	0- 0	0- 0	0- 0				
2- 9	0- 1	0- 0	NON-CONFERENCE	0- 2	0- 6	2- 0				
0- 3	0- 0	0- 0	HOME	0- 1	0- 2	0- 0				
2- 6	0- 1	0- 0	AWAY	0- 1	0- 4	2- 0				
0- 0	0- 0	0- 0	NEUTRAL	0- 0	0- 0	0- 0				
1- 0	0- 0	0- 0	CONFERENCE	0- 0	0- 0	1- 0				
1- 0	0- 0	0- 0	HOME	0- 0	0- 0	1- 0				
0- 0	0- 0	0- 0	AWAY	0- 0	0- 0	0- 0				
0- 0	0- 0	0- 0	NEUTRAL	0- 0	0- 0	0- 0				

RPI 1-25				RPI 26-50				RPI 51-100				RPI 101+ Team's RPI: 211			
RPI	S	Opponent	Score	RPI	S	Opponent	Score	RPI	S	Opponent	Score	RPI	S	Opponent	Score
9	A	Iowa	67 85					51	H	Youngstown St.	65 73	106	H	Duquesne	57 71
								62	A	Illinois	48 66	115	A	Xavier	65 70
												121	A	Cornell	59 70
												124	A	Hofstra	51 71
												137	A	Marshall	46 62
												145	H	La Salle	61 75
												309	A	Coppin St.	75 58
												325	A	UMBC	84 60
												341	H	Mt. St. Mary's	66 44
LAST 12 Division I GAMES:															
137	A	Marshall	46 62	341	H	Mt. St. Mary's	66 44	115	A	Xavier	65 70				
121	A	Cornell	59 70	309	A	Coppin St.	75 58	325	A	UMBC	84 60				
51	H	Youngstown St.	65 73	62	A	Illinois	48 66	9	A	Iowa	67 85				
106	H	Duquesne	57 71												
124	A	Hofstra	51 71												
145	H	La Salle	61 75												

Non-Div I Games:

Robert Morris

■ Loss,
 ■ Non-Conf,
 ■ S Site,
 ■ H Home
 ■ A Away
 N Neutral

Average RPI Win: 183		WON-LOST	WINNING	LAST 10	STRENGTH OF	OPP. STRENGTH	TEAM	ADJ.	CONF.	ADJ CONF.
Average RPI Loss: 13		RECORD	PCT. RANK	GAMES	SCHEDULE	OF SCHEDULE	RPI	RPI	RPI	RPI
DIV. I ONLY		10- 4	66	6- 4	83	19	53	53	1	1
DIV. I NON-CONF.		9- 2	36	7- 2	175	31	66	66	1	1
TOTALS		RPI 1-25	RPI 26-50		W-L RECORDS		RPI 51-100	RPI 101-150	RPI 150+	
10- 4	0- 3	0- 1		OVERALL		1- 0	2- 0	7- 0		
4- 3	0- 3	0- 0		HOME		0- 0	1- 0	3- 0		
6- 1	0- 0	0- 1		AWAY		1- 0	1- 0	4- 0		
0- 0	0- 0	0- 0		NEUTRAL		0- 0	0- 0	0- 0		
9- 2	0- 2	0- 0		NON-CONFERENCE		1- 0	1- 0	7- 0		
4- 2	0- 2	0- 0		HOME		0- 0	1- 0	3- 0		
5- 0	0- 0	0- 0		AWAY		1- 0	0- 0	4- 0		
0- 0	0- 0	0- 0		NEUTRAL		0- 0	0- 0	0- 0		
1- 2	0- 1	0- 1		CONFERENCE		0- 0	1- 0	0- 0		
0- 1	0- 1	0- 0		HOME		0- 0	0- 0	0- 0		
1- 1	0- 0	0- 1		AWAY		0- 0	1- 0	0- 0		
0- 0	0- 0	0- 0		NEUTRAL		0- 0	0- 0	0- 0		

RPI	S	Opponent	Score	RPI	S	Opponent	Score	RPI	S	Opponent	Score	RPI	S	Opponent	Score
5	H	Tennessee	45 55	28	A	Ohio St.	68 85	63	A	Arkansas	64 52	102	H	Saint Joseph's	76 52
9	H	Iowa	72 79									108	A	Indiana	66 51
10	H	North Carolina	93 96									159	A	LSU	64 57
												174	A	Temple	88 55
												176	A	Iona	66 58
												221	H	Northeastern	74 60
												238	H	Davidson	100 44
												293	A	Wagner	81 53
												296	H	Colgate	60 44
LAST 12 Division I GAMES:															
28	A	Ohio St.	68 85	9	H	Iowa	72 79								
108	A	Indiana	66 51	10	H	North Carolina	93 96								
176	A	Iona	66 58	238	H	Davidson	100 44								
5	H	Tennessee	45 55	296	H	Colgate	60 44								
174	A	Temple	88 55	293	A	Wagner	81 53								
63	A	Arkansas	64 52	159	A	LSU	64 57								

Non-Div I Games:

Rutgers

■ Loss,
 ■ Non-Conf, S Site,
 ■ Home
 ■ Away
 N Neutral

Average RPI Win:	284	WON-LOST	WINNING	LAST 10	STRENGTH OF	OPP. STRENGTH	TEAM	ADJ.	CONF.	ADJ CONF.
Average RPI Loss:	169	RECORD	PCT. RANK	GAMES	SCHEDULE	OF SCHEDULE	RPI	RPI	RPI	RPI
DIV. I ONLY	6- 9	213	4- 6	302	305	261	261	27	27	
DIV. I NON-CONF.	5- 8	211	4- 6	304	286	257	257	27	27	
TOTALS	RPI 1-25	RPI 26-50	W-L RECORDS	RPI 51-100	RPI 101-150	RPI 150+				
6- 9	0- 0	0- 1	OVERALL	0- 1	1- 2	5- 5				
4- 1	0- 0	0- 0	HOME	0- 0	1- 1	3- 0				
2- 7	0- 0	0- 0	AWAY	0- 1	0- 1	2- 5				
0- 1	0- 0	0- 1	NEUTRAL	0- 0	0- 0	0- 0				
5- 8	0- 0	0- 1	NON-CONFERENCE	0- 1	1- 1	4- 5				
3- 0	0- 0	0- 0	HOME	0- 0	1- 0	2- 0				
2- 7	0- 0	0- 0	AWAY	0- 1	0- 1	2- 5				
0- 1	0- 0	0- 1	NEUTRAL	0- 0	0- 0	0- 0				
1- 1	0- 0	0- 0	CONFERENCE	0- 0	0- 1	1- 0				
1- 1	0- 0	0- 0	HOME	0- 0	0- 1	1- 0				
0- 0	0- 0	0- 0	AWAY	0- 0	0- 0	0- 0				
0- 0	0- 0	0- 0	NEUTRAL	0- 0	0- 0	0- 0				

RPI S	Opponent	Score	RPI S	Opponent	Score	RPI S	Opponent	Score	RPI S	Opponent	Score	Team's RPI: 261
43 N	Chattanooga	49 59	58 A	Kansas St.	55 81	119 H	Jacksonville St.	69 72	132 A	Ill.-Chicago	52 63	
						134 H	Drake	74 60	180 A	Saint Louis	63 74	
						190 A	Missouri St.	69 75	234 H	Valparaiso	77 65	
						249 A	UTSA	60 75	264 A	IUPUI	76 87	
						286 A	Northern Ill.	47 69	320 H	Tennessee Tech	83 69	
						323 A	Omaha	69 54	346 A	UMKC	74 58	
						348 H	Air Force	86 51				
LAST 12 Division I GAMES:												
119 H	Jacksonville St.	69 72	320 H	Tennessee Tech	83 69							
249 A	UTSA	60 75	323 A	Omaha	69 54							
43 N	Chattanooga	49 59	190 A	Missouri St.	69 75							
346 A	UMKC	74 58	132 A	Ill.-Chicago	52 63							
234 H	Valparaiso	77 65	264 A	IUPUI	76 87							
286 A	Northern Ill.	47 69	348 H	Air Force	86 51							

Non-Div I Games:

SIUE

■ Loss,
 ■ Non-Conf,
 ■ S Site,
 ■ Home
 ■ Away
 N Neutral

Sacramento St.

Through Games Of Jan. 4, 2015

Average RPI Win:	244	WON-LOST	WINNING	LAST 10	STRENGTH OF	OPP. STRENGTH	TEAM	ADJ.	CONF.	ADJ CONF.
Average RPI Loss:	115	RECORD	PCT. RANK	GAMES	SCHEDULE	OF SCHEDULE	RPI	RPI	RPI	RPI
DIV. I ONLY	3- 10	289	3- 7	138	79	227	227	21	21	
DIV. I NON-CONF.	2- 9	297	2- 8	145	17	259	259	20	20	
TOTALS	RPI 1-25	RPI 26-50	W-L RECORDS	RPI 51-100	RPI 101-150	RPI 150+				
3- 10	0- 1	0- 1	OVERALL	0- 4	0- 1	3- 3				
2- 1	0- 0	0- 0	HOME	0- 0	0- 1	2- 0				
1- 9	0- 1	0- 1	AWAY	0- 4	0- 0	1- 3				
0- 0	0- 0	0- 0	NEUTRAL	0- 0	0- 0	0- 0				
2- 9	0- 1	0- 1	NON-CONFERENCE	0- 4	0- 1	2- 2				
2- 1	0- 0	0- 0	HOME	0- 0	0- 1	2- 0				
0- 8	0- 1	0- 1	AWAY	0- 4	0- 0	0- 2				
0- 0	0- 0	0- 0	NEUTRAL	0- 0	0- 0	0- 0				
1- 1	0- 0	0- 0	CONFERENCE	0- 0	0- 0	1- 1				
0- 0	0- 0	0- 0	HOME	0- 0	0- 0	0- 0				
1- 1	0- 0	0- 0	AWAY	0- 0	0- 0	1- 1				
0- 0	0- 0	0- 0	NEUTRAL	0- 0	0- 0	0- 0				

RPI 1-25				RPI 26-50				RPI 51-100				RPI 101+ Team's RPI: 227			
RPI	S	Opponent	Score	RPI	S	Opponent	Score	RPI	S	Opponent	Score	RPI	S	Opponent	Score
25	A	California	94 107	29	A	Oregon St.	61 109	54	A	St. Mary's (CA)	91 99	146	H	UC Davis	82 90
								56	A	Southern California	99 101	175	A	San Diego St.	91 99
								59	A	UCLA	83 92	200	A	San Jose St.	94 102
								84	A	CSUN	66 81	225	H	New Mexico St.	93 85
												247	H	Utah St.	102 92
												259	A	Southern Utah	69 67
												321	A	Northern Ariz.	60 64
LAST 12 Division I GAMES:															
321	A	Northern Ariz.	60 64	259	A	Southern Utah	69 67	25	A	California	94 107	54	A	St. Mary's (CA)	91 99
200	A	San Jose St.	94 102	56	A	Southern California	99 101	225	H	New Mexico St.	93 85	146	H	UC Davis	82 90
247	H	Utah St.	102 92	59	A	UCLA	83 92	175	A	San Diego St.	91 99	200	A	San Jose St.	94 102
56	A	Southern California	99 101	84	A	CSUN	66 81	225	H	New Mexico St.	93 85	247	H	Utah St.	102 92
59	A	UCLA	83 92					259	A	Southern Utah	69 67	259	A	Southern Utah	69 67
29	A	Oregon St.	61 109					321	A	Northern Ariz.	60 64	321	A	Northern Ariz.	60 64

Non-Div I Games:

Sacramento St.

■ Loss,
■ Non-Conf,
■ S Site,
■ Home
■ A Away
N Neutral

Sacred Heart

Through Games Of Jan. 4, 2015

Average RPI Win:	204	WON-LOST	WINNING	LAST 10	STRENGTH OF	OPP. STRENGTH	TEAM	ADJ.	CONF.	ADJ CONF.
Average RPI Loss:	141	RECORD	PCT. RANK	GAMES	SCHEDULE	OF SCHEDULE	RPI	RPI	RPI	RPI
DIV. I ONLY	5- 5	161	0- 1	181	200	163	163	28	28	
DIV. I NON-CONF.	4- 5	187	0- 1	149	180	148	148	28	28	
TOTALS	RPI 1-25	RPI 26-50	W-L RECORDS	RPI 51-100	RPI 101-150	RPI 150+				
5- 5	0- 0	0- 0	OVERALL	0- 2	2- 1	3- 2				
2- 2	0- 0	0- 0	HOME	0- 1	0- 0	2- 1				
3- 2	0- 0	0- 0	AWAY	0- 0	2- 1	1- 1				
0- 1	0- 0	0- 0	NEUTRAL	0- 1	0- 0	0- 0				
4- 5	0- 0	0- 0	NON-CONFERENCE	0- 2	2- 1	2- 2				
1- 2	0- 0	0- 0	HOME	0- 1	0- 0	1- 1				
3- 2	0- 0	0- 0	AWAY	0- 0	2- 1	1- 1				
0- 1	0- 0	0- 0	NEUTRAL	0- 1	0- 0	0- 0				
1- 0	0- 0	0- 0	CONFERENCE	0- 0	0- 0	1- 0				
1- 0	0- 0	0- 0	HOME	0- 0	0- 0	1- 0				
0- 0	0- 0	0- 0	AWAY	0- 0	0- 0	0- 0				
0- 0	0- 0	0- 0	NEUTRAL	0- 0	0- 0	0- 0				

RPI 1-25			RPI 26-50			RPI 51-100			RPI 101+			Team's RPI: 163
RPI	S	Opponent	Score	RPI	S	Opponent	Score	RPI	S	Opponent	Score	
						75 N Drexel	54 61	109 A Hartford		63 68		
						97 H Lehigh	77 85	114 A Villanova		72 49		
								116 A Maine		59 58		
								176 A Iona		82 80		
								186 H Siena		65 75		
								237 A Brown		56 66		
								299 H Vermont		76 66		
								316 H St. Francis Brooklyn		71 55		
LAST 12 Division I GAMES:												
316 H		St. Francis Brooklyn	71 55	75 N		Drexel	54 61					
114 A		Villanova	72 49	97 H		Lehigh	77 85					
186 H		Siena	65 75	116 A		Maine	59 58					
109 A		Hartford	63 68	176 A		Iona	82 80					
237 A		Brown	56 66									
299 H		Vermont	76 66									

Non-Div I Games: Bridgeport 84 41

Sacred Heart

Loss, Non-Conf, S Site, H Home A Away N Neutral

Average RPI Win:	327	WON-LOST	WINNING	LAST 10	STRENGTH OF	OPP. STRENGTH	TEAM	ADJ.	CONF.	ADJ CONF.
Average RPI Loss:	150	RECORD	PCT. RANK	GAMES	SCHEDULE	OF SCHEDULE	RPI	RPI	RPI	RPI
DIV. I ONLY	1- 11	333	1- 9	93	282	289	289	28	28	
DIV. I NON-CONF.	1- 10	330	1- 10	61	279	265	265	28	28	
TOTALS	RPI 1-25	RPI 26-50	W-L RECORDS	RPI 51-100	RPI 101-150	RPI 150+				
1- 11	0- 1	0- 1	OVERALL	0- 2	0- 2	1- 5				
0- 6	0- 0	0- 0	HOME	0- 0	0- 1	0- 5				
0- 5	0- 1	0- 1	AWAY	0- 2	0- 1	0- 0				
1- 0	0- 0	0- 0	NEUTRAL	0- 0	0- 0	1- 0				
1- 10	0- 1	0- 1	NON-CONFERENCE	0- 2	0- 2	1- 4				
0- 5	0- 0	0- 0	HOME	0- 0	0- 1	0- 4				
0- 5	0- 1	0- 1	AWAY	0- 2	0- 1	0- 0				
1- 0	0- 0	0- 0	NEUTRAL	0- 0	0- 0	1- 0				
0- 1	0- 0	0- 0	CONFERENCE	0- 0	0- 0	0- 1				
0- 1	0- 0	0- 0	HOME	0- 0	0- 0	0- 1				
0- 0	0- 0	0- 0	AWAY	0- 0	0- 0	0- 0				
0- 0	0- 0	0- 0	NEUTRAL	0- 0	0- 0	0- 0				

RPI 1-25				RPI 26-50				RPI 51-100				RPI 101+ Team's RPI: 289			
RPI	S	Opponent	Score	RPI	S	Opponent	Score	RPI	S	Opponent	Score	RPI	S	Opponent	Score
5	A	Tennessee	44 111	28	A	Ohio St.	97 113	57	A	Pittsburgh	59 97	106	A	Duquesne	52 92
								71	A	West Virginia	46 101	136	H	East Tenn. St.	63 79
												152	H	Buffalo	80 88
												245	H	Canisius	74 87
												265	H	George Mason	77 86
												293	H	Wagner	60 76
												294	H	Bowling Green	62 76
												327	N	Coastal Caro.	75 72
LAST 12 Division I GAMES:															
327	N	Coastal Caro.	75 72	293	H	Wagner	60 76								
106	A	Duquesne	52 92	71	A	West Virginia	46 101								
294	H	Bowling Green	62 76	57	A	Pittsburgh	59 97								
265	H	George Mason	77 86	136	H	East Tenn. St.	63 79								
5	A	Tennessee	44 111	152	H	Buffalo	80 88								
245	H	Canisius	74 87	28	A	Ohio St.	97 113								

Non-Div I Games:

Saint Francis (PA)

■ Loss,
■ Non-Conf,
■ S Site,
■ H Home
■ A Away
N Neutral

Saint Joseph's

Through Games Of Jan. 4, 2015

Average RPI Win:	164	WON-LOST	WINNING	LAST 10	STRENGTH OF	OPP. STRENGTH	TEAM	ADJ.	CONF.	ADJ CONF.
Average RPI Loss:	62	RECORD	PCT. RANK	GAMES	SCHEDULE	OF SCHEDULE	RPI	RPI	RPI	RPI
DIV. I ONLY	5- 8	216	4- 6	10	86	102	102	6	6	
DIV. I NON-CONF.	4- 8	233	4- 7	14	65	120	120	7	7	
TOTALS	RPI 1-25	RPI 26-50	W-L RECORDS	RPI 51-100	RPI 101-150	RPI 150+				
5- 8	0- 1	0- 2	OVERALL	1- 5	2- 0	2- 0				
4- 2	0- 0	0- 1	HOME	1- 1	2- 0	1- 0				
0- 6	0- 1	0- 1	AWAY	0- 4	0- 0	0- 0				
1- 0	0- 0	0- 0	NEUTRAL	0- 0	0- 0	1- 0				
4- 8	0- 1	0- 2	NON-CONFERENCE	1- 5	1- 0	2- 0				
3- 2	0- 0	0- 1	HOME	1- 1	1- 0	1- 0				
0- 6	0- 1	0- 1	AWAY	0- 4	0- 0	0- 0				
1- 0	0- 0	0- 0	NEUTRAL	0- 0	0- 0	1- 0				
1- 0	0- 0	0- 0	CONFERENCE	0- 0	1- 0	0- 0				
1- 0	0- 0	0- 0	HOME	0- 0	1- 0	0- 0				
0- 0	0- 0	0- 0	AWAY	0- 0	0- 0	0- 0				
0- 0	0- 0	0- 0	NEUTRAL	0- 0	0- 0	0- 0				

RPI 1-25				RPI 26-50				RPI 51-100				RPI 101+ Team's RPI: 102			
RPI	S	Opponent	Score	RPI	S	Opponent	Score	RPI	S	Opponent	Score	RPI	S	Opponent	Score
1	A	Notre Dame	50 64	34	A	Seton Hall	60 77	53	A	Rutgers	52 76	114	H	Villanova	58 54
				37	H	Quinnipiac	67 69	75	A	Drexel	63 76	131	H	VCU	63 46
								84	H	CSUN	61 54	174	H	Temple	78 74
								96	A	Penn	51 65	316	N	St. Francis Brooklyn	64 42
								97	H	Lehigh	71 73				
								100	A	Liberty	75 76				
LAST 12 Division I GAMES:															
1	A	Notre Dame	50 64	131	H	VCU	63 46								
96	A	Penn	51 65	84	H	CSUN	61 54								
114	H	Villanova	58 54	37	H	Quinnipiac	67 69								
97	H	Lehigh	71 73	75	A	Drexel	63 76								
34	A	Seton Hall	60 77	100	A	Liberty	75 76								
316	N	St. Francis Brooklyn	64 42	174	H	Temple	78 74								

Non-Div I Games:

Saint Joseph's

■ Loss,
 ■ Non-Conf,
 ■ S Site,
 ■ H Home
 ■ A Away
 N Neutral

Saint Louis

Through Games Of Jan. 4, 2015

Average RPI Win:	260	WON-LOST	WINNING	LAST 10	STRENGTH OF	OPP. STRENGTH	TEAM	ADJ.	CONF.	ADJ CONF.
Average RPI Loss:	138	RECORD	PCT. RANK	GAMES	SCHEDULE	OF SCHEDULE	RPI	RPI	RPI	RPI
DIV. I ONLY	6- 7	183	4- 5	183	279	180	180	6	6	
DIV. I NON-CONF.	6- 6	157	5- 5	201	217	171	171	7	7	
TOTALS	RPI 1-25	RPI 26-50	W-L RECORDS	RPI 51-100	RPI 101-150	RPI 150+				
6- 7	0- 0	0- 3	OVERALL	0- 0	0- 1	6- 3				
2- 2	0- 0	0- 1	HOME	0- 0	0- 0	2- 1				
3- 4	0- 0	0- 2	AWAY	0- 0	0- 1	3- 1				
1- 1	0- 0	0- 0	NEUTRAL	0- 0	0- 0	1- 1				
6- 6	0- 0	0- 3	NON-CONFERENCE	0- 0	0- 1	6- 2				
2- 2	0- 0	0- 1	HOME	0- 0	0- 0	2- 1				
3- 3	0- 0	0- 2	AWAY	0- 0	0- 1	3- 0				
1- 1	0- 0	0- 0	NEUTRAL	0- 0	0- 0	1- 1				
0- 1	0- 0	0- 0	CONFERENCE	0- 0	0- 0	0- 1				
0- 0	0- 0	0- 0	HOME	0- 0	0- 0	0- 0				
0- 1	0- 0	0- 0	AWAY	0- 0	0- 0	0- 1				
0- 0	0- 0	0- 0	NEUTRAL	0- 0	0- 0	0- 0				

RPI 1-25				RPI 26-50				RPI 51-100				RPI 101+				Team's RPI: 180	
RPI	S	Opponent	Score	RPI	S	Opponent	Score	RPI	S	Opponent	Score	RPI	S	Opponent	Score		
				41	A	Vanderbilt	57 75					133	A	Missouri	55 74		
				49	A	Indiana St.	60 63					165	H	Ball St.	73 68		
				49	H	Indiana St.	58 68					182	H	Mercer	75 80		
												244	A	Tulsa	63 58		
												250	N	Austin Peay	81 86		
												261	H	SIUE	74 63		
												265	A	George Mason	57 66		
												270	A	Southeast Mo. St.	74 56		
												297	A	Eastern Ill.	63 49		
												324	N	Utah Valley	68 66		
LAST 12 Division I GAMES:																	
				324	N	Utah Valley	68 66			265	A	George Mason	57 66				
				250	N	Austin Peay	81 86			165	H	Ball St.	73 68				
				49	H	Indiana St.	58 68			297	A	Eastern Ill.	63 49				
				133	A	Missouri	55 74			41	A	Vanderbilt	57 75				
				244	A	Tulsa	63 58			270	A	Southeast Mo. St.	74 56				
				182	H	Mercer	75 80			261	H	SIUE	74 63				

Non-Div I Games: Mo.-St. Louis 68 49

Saint Louis

Loss,
Non-Conf,
S Site,
H Home
A Away
N Neutral

Average RPI Win: 329		WON-LOST	WINNING	LAST 10	STRENGTH OF	OPP. STRENGTH	TEAM	ADJ.	CONF.	ADJ CONF.
Average RPI Loss: 206		RECORD	PCT. RANK	GAMES	SCHEDULE	OF SCHEDULE	RPI	RPI	RPI	RPI
DIV. I ONLY		1- 11	333	1- 9	267	336	343	343	24	24
DIV. I NON-CONF.		0- 8	338	0- 8	230	327	344	344	22	22
TOTALS		RPI 1-25	RPI 26-50	W-L RECORDS	RPI 51-100	RPI 101-150	RPI 150+			
1- 11	0- 0		0- 1	OVERALL	0- 1	0- 1	1- 8			
1- 4	0- 0		0- 0	HOME	0- 1	0- 1	1- 2			
0- 6	0- 0		0- 0	AWAY	0- 0	0- 0	0- 1			
0- 1	0- 0		0- 0	NEUTRAL	0- 0	0- 0	0- 1			
0- 8	0- 0		0- 1	NON-CONFERENCE	0- 1	0- 1	0- 5			
0- 3	0- 0		0- 0	HOME	0- 1	0- 1	0- 1			
0- 4	0- 0		0- 1	AWAY	0- 0	0- 0	0- 3			
0- 1	0- 0		0- 0	NEUTRAL	0- 0	0- 0	0- 1			
1- 3	0- 0		0- 0	CONFERENCE	0- 0	0- 0	1- 3			
1- 1	0- 0		0- 0	HOME	0- 0	0- 0	1- 1			
0- 2	0- 0		0- 0	AWAY	0- 0	0- 0	0- 2			
0- 0	0- 0		0- 0	NEUTRAL	0- 0	0- 0	0- 0			

RPI 1-25				RPI 26-50				RPI 51-100				RPI 101+				Team's RPI: 343	
RPI	S	Opponent	Score	RPI	S	Opponent	Score	RPI	S	Opponent	Score	RPI	S	Opponent	Score		
				34	A	Seton Hall	45 75	97	H	Lehigh	58 70	107	H	Lafayette	34 49		
												170	A	Niagara	40 73		
												186	H	Siena	40 65		
												245	A	Canisius	50 75		
												247	A	Stony Brook	40 56		
												267	A	Navy	35 71		
												287	H	Fairleigh Dickinson	59 76		
												308	A	Loyola Maryland	49 59		
												316	N	St. Francis Brooklyn	36 48		
												329	H	Rider	50 49		
LAST 12 Division I GAMES:																	
				267	A	Navy	35 71	186	H	Siena	40 65						
				308	A	Loyola Maryland	49 59	329	H	Rider	50 49						
				287	H	Fairleigh Dickinson	59 76	107	H	Lafayette	34 49						
				245	A	Canisius	50 75	34	A	Seton Hall	45 75						
				170	A	Niagara	40 73	97	H	Lehigh	58 70						
				316	N	St. Francis Brooklyn	36 48	247	A	Stony Brook	40 56						

Non-Div I Games:

Saint Peter's

Loss, Non-Conf, S Site, H Home A Away N Neutral

Average RPI Win:	287	WON-LOST	WINNING	LAST 10	STRENGTH OF	OPP. STRENGTH	TEAM	ADJ.	CONF.	ADJ CONF.
Average RPI Loss:	148	RECORD	PCT. RANK	GAMES	SCHEDULE	OF SCHEDULE	RPI	RPI	RPI	RPI
DIV. I ONLY	2- 8	300	2- 7	239	204	315	315	29	29	
DIV. I NON-CONF.	1- 8	322	1- 8	181	185	318	318	29	29	
TOTALS	RPI 1-25	RPI 26-50	W-L RECORDS	RPI 51-100	RPI 101-150	RPI 150+				
2- 8	0- 0	0- 1	OVERALL	0- 2	0- 0	2- 5				
2- 1	0- 0	0- 0	HOME	0- 0	0- 0	2- 1				
0- 5	0- 0	0- 1	AWAY	0- 1	0- 0	0- 3				
0- 2	0- 0	0- 0	NEUTRAL	0- 1	0- 0	0- 1				
1- 8	0- 0	0- 1	NON-CONFERENCE	0- 2	0- 0	1- 5				
1- 1	0- 0	0- 0	HOME	0- 0	0- 0	1- 1				
0- 5	0- 0	0- 1	AWAY	0- 1	0- 0	0- 3				
0- 2	0- 0	0- 0	NEUTRAL	0- 1	0- 0	0- 1				
1- 0	0- 0	0- 0	CONFERENCE	0- 0	0- 0	1- 0				
1- 0	0- 0	0- 0	HOME	0- 0	0- 0	1- 0				
0- 0	0- 0	0- 0	AWAY	0- 0	0- 0	0- 0				
0- 0	0- 0	0- 0	NEUTRAL	0- 0	0- 0	0- 0				

RPI S	Opponent	Score	RPI S	Opponent	Score	RPI S	Opponent	Score	RPI S	Opponent	Score	Team's RPI: 315
35	A Wichita St.	46 70	56	N Southern California	67 88	159	A LSU	45 71	177	A TCU	55 79	
			69	A South Dakota St.	49 60	178	A La.-Lafayette	46 65	202	H Prairie View	53 70	
						260	H Texas Southern	61 54	306	N Florida A&M	67 69	
						313	H Incarnate Word	59 55				
LAST 12 Division I GAMES:												
202	H Prairie View	53 70	313	H Incarnate Word	59 55							
178	A La.-Lafayette	46 65	35	A Wichita St.	46 70							
260	H Texas Southern	61 54	177	A TCU	55 79							
306	N Florida A&M	67 69	159	A LSU	45 71							
56	N Southern California	67 88										
69	A South Dakota St.	49 60										

Non-Div I Games: Wiley 48 65

Sam Houston St.

Average RPI Win:	251	WON-LOST	WINNING	LAST 10	STRENGTH OF	OPP. STRENGTH	TEAM	ADJ.	CONF.	ADJ CONF.
Average RPI Loss:	115	RECORD	PCT. RANK	GAMES	SCHEDULE	OF SCHEDULE	RPI	RPI	RPI	RPI
DIV. I ONLY	6- 8	201	3- 7	218	151	207	207	20	20	
DIV. I NON-CONF.	6- 8	196	5- 7	218	149	211	211	21	21	
TOTALS	RPI 1-25	RPI 26-50	W-L RECORDS	RPI 51-100	RPI 101-150	RPI 150+				
6- 8	0- 0	0- 1	OVERALL	0- 3	0- 2	6- 2				
5- 0	0- 0	0- 0	HOME	0- 0	0- 0	5- 0				
0- 7	0- 0	0- 1	AWAY	0- 2	0- 2	0- 2				
1- 1	0- 0	0- 0	NEUTRAL	0- 1	0- 0	1- 0				
6- 8	0- 0	0- 1	NON-CONFERENCE	0- 3	0- 2	6- 2				
5- 0	0- 0	0- 0	HOME	0- 0	0- 0	5- 0				
0- 7	0- 0	0- 1	AWAY	0- 2	0- 2	0- 2				
1- 1	0- 0	0- 0	NEUTRAL	0- 1	0- 0	1- 0				
0- 0	0- 0	0- 0	CONFERENCE	0- 0	0- 0	0- 0				
0- 0	0- 0	0- 0	HOME	0- 0	0- 0	0- 0				
0- 0	0- 0	0- 0	AWAY	0- 0	0- 0	0- 0				
0- 0	0- 0	0- 0	NEUTRAL	0- 0	0- 0	0- 0				

RPI	S	Opponent	Score	RPI	S	Opponent	Score	RPI	S	Opponent	Score	RPI	S	Opponent	Score	Team's RPI: 207
50	A	Tulane	56 58	58	A	Kansas St.	41 60	112	A	Auburn	41 64	142	A	Memphis	48 64	
				59	N	UCLA	52 71	157	H	North Florida	81 47	199	H	UT Martin	79 75	
				76	A	Kansas	44 66	205	A	Troy	67 76	217	A	Georgia St.	56 61	
								235	N	Penn St.	59 56	280	H	UAB	70 41	
								304	H	Alabama St.	56 43	330	H	Alabama A&M	61 50	
LAST 12 Division I GAMES:																
112	A	Auburn	41 64	58	A	Kansas St.	41 60									
280	H	UAB	70 41	76	A	Kansas	44 66									
205	A	Troy	67 76	304	H	Alabama St.	56 43									
235	N	Penn St.	59 56	59	N	UCLA	52 71									
217	A	Georgia St.	56 61	50	A	Tulane	56 58									
199	H	UT Martin	79 75	157	H	North Florida	81 47									

Non-Div I Games:

Samford

■ Loss,
 ■ Non-Conf,
 ■ S Site,
 ■ H Home
 ■ A Away
 N Neutral

Average RPI Win:	198	WON-LOST	WINNING	LAST 10	STRENGTH OF	OPP. STRENGTH	TEAM	ADJ.	CONF.	ADJ CONF.
Average RPI Loss:	36	RECORD	PCT. RANK	GAMES	SCHEDULE	OF SCHEDULE	RPI	RPI	RPI	RPI
DIV. I ONLY	11- 2	23	8- 2	283	40	81	81	7	7	
DIV. I NON-CONF.	8- 1	25	7- 1	294	75	83	83	9	9	
TOTALS	RPI 1-25	RPI 26-50	W-L RECORDS	RPI 51-100	RPI 101-150	RPI 150+				
11- 2	0- 1	0- 1	OVERALL	0- 0	4- 0	7- 0				
6- 1	0- 1	0- 0	HOME	0- 0	3- 0	3- 0				
5- 1	0- 0	0- 1	AWAY	0- 0	1- 0	4- 0				
0- 0	0- 0	0- 0	NEUTRAL	0- 0	0- 0	0- 0				
8- 1	0- 1	0- 0	NON-CONFERENCE	0- 0	3- 0	5- 0				
4- 1	0- 1	0- 0	HOME	0- 0	2- 0	2- 0				
4- 0	0- 0	0- 0	AWAY	0- 0	1- 0	3- 0				
0- 0	0- 0	0- 0	NEUTRAL	0- 0	0- 0	0- 0				
3- 1	0- 0	0- 1	CONFERENCE	0- 0	1- 0	2- 0				
2- 0	0- 0	0- 0	HOME	0- 0	1- 0	1- 0				
1- 1	0- 0	0- 1	AWAY	0- 0	0- 0	1- 0				
0- 0	0- 0	0- 0	NEUTRAL	0- 0	0- 0	0- 0				

RPI 1-25				RPI 26-50				RPI 51-100				Team's RPI: 81		RPI 101+			
RPI	S	Opponent	Score	RPI	S	Opponent	Score	RPI	S	Opponent	Score			RPI	S	Opponent	Score
24	H	Fresno St.	88 93	47	A	Gonzaga	49 67							110	H	Dartmouth	78 53
														123	A	Idaho	58 52
														138	H	San Francisco	56 55
														141	H	Montana St.	79 64
														175	H	San Diego St.	66 44
														189	H	Santa Clara	72 59
														210	H	Cal St. Fullerton	60 54
														236	A	Portland	87 65
														273	A	UC Irvine	87 64
														284	A	Weber St.	59 50
														303	A	Seattle	59 54
LAST 12 Division I GAMES:																	
303	A	Seattle	59 54	189	H	Santa Clara	72 59										
175	H	San Diego St.	66 44	138	H	San Francisco	56 55										
284	A	Weber St.	59 50	47	A	Gonzaga	49 67										
110	H	Dartmouth	78 53	236	A	Portland	87 65										
24	H	Fresno St.	88 93	273	A	UC Irvine	87 64										
141	H	Montana St.	79 64	123	A	Idaho	58 52										

Non-Div I Games: Cal St. San Marcos 82 42

San Diego

Average RPI Win:	287	WON-LOST	WINNING	LAST 10	STRENGTH OF	OPP. STRENGTH	TEAM	ADJ.	CONF.	ADJ CONF.
Average RPI Loss:	54	RECORD	PCT. RANK	GAMES	SCHEDULE	OF SCHEDULE	RPI	RPI	RPI	RPI
DIV. I ONLY	4- 9	253	3- 7	48	140	175	175	19	19	
DIV. I NON-CONF.	3- 8	264	2- 8	24	134	173	173	19	19	
TOTALS	RPI 1-25	RPI 26-50	W-L RECORDS	RPI 51-100	RPI 101-150	RPI 150+				
4- 9	0- 3	0- 2	OVERALL	0- 3	0- 1	4- 0				
2- 4	0- 2	0- 1	HOME	0- 1	0- 0	2- 0				
1- 4	0- 1	0- 0	AWAY	0- 2	0- 1	1- 0				
1- 1	0- 0	0- 1	NEUTRAL	0- 0	0- 0	1- 0				
3- 8	0- 2	0- 2	NON-CONFERENCE	0- 3	0- 1	3- 0				
2- 3	0- 1	0- 1	HOME	0- 1	0- 0	2- 0				
0- 4	0- 1	0- 0	AWAY	0- 2	0- 1	0- 0				
1- 1	0- 0	0- 1	NEUTRAL	0- 0	0- 0	1- 0				
1- 1	0- 1	0- 0	CONFERENCE	0- 0	0- 0	1- 0				
0- 1	0- 1	0- 0	HOME	0- 0	0- 0	0- 0				
1- 0	0- 0	0- 0	AWAY	0- 0	0- 0	1- 0				
0- 0	0- 0	0- 0	NEUTRAL	0- 0	0- 0	0- 0				

RPI 1-25				RPI 26-50				RPI 51-100				RPI 101+ Team's RPI: 175			
RPI	S	Opponent	Score	RPI	S	Opponent	Score	RPI	S	Opponent	Score	RPI	S	Opponent	Score
13	A	South Carolina	38 89	33	H	Long Beach St.	62 74	80	A	Furman	43 60	105	A	UC Riverside	54 64
22	H	Washington	48 69	46	N	Michigan	50 70	81	A	San Diego	44 66	227	H	Sacramento St.	99 91
24	H	Fresno St.	44 56					84	H	CSUN	54 65	228	N	Idaho St.	68 53
												344	H	UC Santa Barbara	64 58
												348	A	Air Force	74 65
LAST 12 Division I GAMES:															
81	A	San Diego	44 66	24	H	Fresno St.	44 56	348	A	Air Force	74 65	105	A	UC Riverside	54 64
344	H	UC Santa Barbara	64 58	46	N	Michigan	50 70	84	H	CSUN	54 65	227	H	Sacramento St.	99 91
46	N	Michigan	50 70	228	N	Idaho St.	68 53	22	H	Washington	48 69	344	H	UC Santa Barbara	64 58
13	A	South Carolina	38 89	13	A	South Carolina	38 89	33	H	Long Beach St.	62 74	348	A	Air Force	74 65
80	A	Furman	43 60	80	A	Furman	43 60								

Non-Div I Games:

San Diego St.

San Francisco

Through Games Of Jan. 4, 2015

Average RPI Win:	264	WON-LOST	WINNING	LAST 10	STRENGTH OF	OPP. STRENGTH	TEAM	ADJ.	CONF.	ADJ CONF.
Average RPI Loss:	71	RECORD	PCT. RANK	GAMES	SCHEDULE	OF SCHEDULE	RPI	RPI	RPI	RPI
DIV. I ONLY	7- 6	156	5- 5	119	265	138	138	7	7	
DIV. I NON-CONF.	7- 2	49	6- 2	277	283	98	98	9	9	
TOTALS	RPI 1-25	RPI 26-50	W-L RECORDS	RPI 51-100	RPI 101-150	RPI 150+				
7- 6	0- 0	0- 1	OVERALL	0- 4	1- 1	6- 0				
5- 2	0- 0	0- 0	HOME	0- 2	0- 0	5- 0				
2- 4	0- 0	0- 1	AWAY	0- 2	1- 1	1- 0				
0- 0	0- 0	0- 0	NEUTRAL	0- 0	0- 0	0- 0				
7- 2	0- 0	0- 1	NON-CONFERENCE	0- 0	1- 1	6- 0				
5- 0	0- 0	0- 0	HOME	0- 0	0- 0	5- 0				
2- 2	0- 0	0- 1	AWAY	0- 0	1- 1	1- 0				
0- 0	0- 0	0- 0	NEUTRAL	0- 0	0- 0	0- 0				
0- 4	0- 0	0- 0	CONFERENCE	0- 4	0- 0	0- 0				
0- 2	0- 0	0- 0	HOME	0- 2	0- 0	0- 0				
0- 2	0- 0	0- 0	AWAY	0- 2	0- 0	0- 0				
0- 0	0- 0	0- 0	NEUTRAL	0- 0	0- 0	0- 0				

RPI 1-25				RPI 26-50				RPI 51-100				RPI 101+				Team's RPI: 138	
RPI	S	Opponent	Score	RPI	S	Opponent	Score	RPI	S	Opponent	Score	RPI	S	Opponent	Score		
				33	A	Long Beach St.	58 70	54	H	St. Mary's (CA)	66 68	105	A	UC Riverside	53 66		
								66	H	Pacific	54 92	146	A	UC Davis	73 70		
								81	A	San Diego	55 56	200	H	San Jose St.	77 62		
								85	A	BYU	62 65	208	H	Nevada	63 48		
												303	A	Seattle	67 56		
												324	H	Utah Valley	69 50		
												326	H	Columbia	70 65		
												338	H	North Texas	60 42		
LAST 12 Division I GAMES:																	
				338	H	North Texas	60 42	85	A	BYU	62 65						
				303	A	Seattle	67 56	81	A	San Diego	55 56						
				33	A	Long Beach St.	58 70	54	H	St. Mary's (CA)	66 68						
				146	A	UC Davis	73 70	66	H	Pacific	54 92						
				324	H	Utah Valley	69 50	200	H	San Jose St.	77 62						
				208	H	Nevada	63 48	105	A	UC Riverside	53 66						

Non-Div I Games: Cal St. Monterey Ba85 48 Sonoma St. 83 42

San Francisco

Loss, Non-Conf, S Site, H Home A Away N Neutral

Average RPI Win:	254	WON-LOST	WINNING	LAST 10	STRENGTH OF	OPP. STRENGTH	TEAM	ADJ.	CONF.	ADJ CONF.
Average RPI Loss:	130	RECORD	PCT. RANK	GAMES	SCHEDULE	OF SCHEDULE	RPI	RPI	RPI	RPI
DIV. I ONLY	6- 6	161	5- 4	318	66	200	200	19	19	
DIV. I NON-CONF.	5- 5	157	5- 4	290	60	178	178	19	19	
TOTALS	RPI 1-25	RPI 26-50	W-L RECORDS	RPI 51-100	RPI 101-150	RPI 150+				
6- 6	0- 1	0- 0	OVERALL	0- 1	1- 2	5- 2				
4- 0	0- 0	0- 0	HOME	0- 0	1- 0	3- 0				
1- 6	0- 1	0- 0	AWAY	0- 1	0- 2	1- 2				
1- 0	0- 0	0- 0	NEUTRAL	0- 0	0- 0	1- 0				
5- 5	0- 1	0- 0	NON-CONFERENCE	0- 1	1- 2	4- 1				
3- 0	0- 0	0- 0	HOME	0- 0	1- 0	2- 0				
1- 5	0- 1	0- 0	AWAY	0- 1	0- 2	1- 1				
1- 0	0- 0	0- 0	NEUTRAL	0- 0	0- 0	1- 0				
1- 1	0- 0	0- 0	CONFERENCE	0- 0	0- 0	1- 1				
1- 0	0- 0	0- 0	HOME	0- 0	0- 0	1- 0				
0- 1	0- 0	0- 0	AWAY	0- 0	0- 0	0- 1				
0- 0	0- 0	0- 0	NEUTRAL	0- 0	0- 0	0- 0				

RPI 1-25				RPI 26-50				RPI 51-100				RPI 101+ Team's RPI: 200			
RPI	S	Opponent	Score	RPI	S	Opponent	Score	RPI	S	Opponent	Score	RPI	S	Opponent	Score
25	A	California	87 110					67	A	Colorado	89 97	105	A	UC Riverside	80 100
												138	A	San Francisco	62 77
												146	H	UC Davis	89 75
												203	A	Utah	87 100
												227	H	Sacramento St.	102 94
												242	A	Wyoming	60 96
												247	H	Utah St.	62 58
												273	A	UC Irvine	91 65
												305	N	Cincinnati	79 54
												326	H	Columbia	119 76
LAST 12 Division I GAMES:															
67	A	Colorado	89 97	242	A	Wyoming	60 96								
305	N	Cincinnati	79 54	247	H	Utah St.	62 58								
25	A	California	87 110	227	H	Sacramento St.	102 94								
273	A	UC Irvine	91 65	138	A	San Francisco	62 77								
105	A	UC Riverside	80 100	146	H	UC Davis	89 75								
326	H	Columbia	119 76	203	A	Utah	87 100								

Non-Div I Games: Southern Ore. 110 91

San Jose St.

Santa Clara

Through Games Of Jan. 4, 2015

Average RPI Win:	249	WON-LOST	WINNING	LAST 10	STRENGTH OF	OPP. STRENGTH	TEAM	ADJ.	CONF.	ADJ CONF.
Average RPI Loss:	107	RECORD	PCT. RANK	GAMES	SCHEDULE	OF SCHEDULE	RPI	RPI	RPI	RPI
DIV. I ONLY	4- 8	241	1- 0	139	215	189	189	7	7	
DIV. I NON-CONF.	4- 4	157	1- 0	314	200	204	204	9	9	
TOTALS	RPI 1-25	RPI 26-50	W-L RECORDS	RPI 51-100	RPI 101-150	RPI 150+				
4- 8	0- 0	0- 1	OVERALL	0- 4	1- 1	3- 2				
0- 3	0- 0	0- 0	HOME	0- 2	0- 0	0- 1				
2- 5	0- 0	0- 1	AWAY	0- 2	0- 1	2- 1				
2- 0	0- 0	0- 0	NEUTRAL	0- 0	1- 0	1- 0				
4- 4	0- 0	0- 1	NON-CONFERENCE	0- 0	1- 1	3- 2				
0- 1	0- 0	0- 0	HOME	0- 0	0- 0	0- 1				
2- 3	0- 0	0- 1	AWAY	0- 0	0- 1	2- 1				
2- 0	0- 0	0- 0	NEUTRAL	0- 0	1- 0	1- 0				
0- 4	0- 0	0- 0	CONFERENCE	0- 4	0- 0	0- 0				
0- 2	0- 0	0- 0	HOME	0- 2	0- 0	0- 0				
0- 2	0- 0	0- 0	AWAY	0- 2	0- 0	0- 0				
0- 0	0- 0	0- 0	NEUTRAL	0- 0	0- 0	0- 0				

RPI S	Opponent	Score	RPI S	Opponent	Score	RPI S	Opponent	Score	RPI S	Opponent	Score	Team's RPI: 189
45	A Stanford	43 82	54	H St. Mary's (CA)	61 62	105	A UC Riverside	69 80				
			66	H Pacific	59 61	146	N UC Davis	79 76				
			81	A San Diego	59 72	159	N LSU	69 67				
			85	A BYU	55 84	191	A Oregon	88 92				
						230	H Cal Poly	73 79				
						344	A UC Santa Barbara	47 33				
						348	A Air Force	85 64				
LAST 12 Division I GAMES:												
191	A Oregon	88 92	348	A Air Force	85 64							
45	A Stanford	43 82	81	A San Diego	59 72							
146	N UC Davis	79 76	85	A BYU	55 84							
230	H Cal Poly	73 79	66	H Pacific	59 61							
159	N LSU	69 67	54	H St. Mary's (CA)	61 62							
344	A UC Santa Barbara	47 33	105	A UC Riverside	69 80							

Non-Div I Games: San Fran. St. 87 41

Santa Clara

Loss, Non-Conf, S Site, H Home A Away N Neutral

Average RPI Win: 230		WON-LOST	WINNING	LAST 10	STRENGTH OF	OPP. STRENGTH	TEAM	ADJ.	CONF.	ADJ CONF.
Average RPI Loss: 124		RECORD	PCT. RANK	GAMES	SCHEDULE	OF SCHEDULE	RPI	RPI	RPI	RPI
DIV. I ONLY		3- 8	268	0- 1	104	187	218	218	32	32
DIV. I NON-CONF.		3- 7	250	0- 1	51	215	164	164	31	31
TOTALS		RPI 1-25	RPI 26-50	W-L RECORDS		RPI 51-100	RPI 101-150	RPI 150+		
3- 8	0- 1		0- 1	OVERALL		0- 1	0- 3	3- 2		
2- 2	0- 0		0- 0	HOME		0- 0	0- 0	2- 2		
1- 5	0- 1		0- 1	AWAY		0- 1	0- 2	1- 0		
0- 1	0- 0		0- 0	NEUTRAL		0- 0	0- 1	0- 0		
3- 7	0- 1		0- 1	NON-CONFERENCE		0- 1	0- 3	3- 1		
2- 1	0- 0		0- 0	HOME		0- 0	0- 0	2- 1		
1- 5	0- 1		0- 1	AWAY		0- 1	0- 2	1- 0		
0- 1	0- 0		0- 0	NEUTRAL		0- 0	0- 1	0- 0		
0- 1	0- 0		0- 0	CONFERENCE		0- 0	0- 0	0- 1		
0- 1	0- 0		0- 0	HOME		0- 0	0- 0	0- 1		
0- 0	0- 0		0- 0	AWAY		0- 0	0- 0	0- 0		
0- 0	0- 0		0- 0	NEUTRAL		0- 0	0- 0	0- 0		

RPI 1-25			
RPI	S	Opponent	Score
13	A	South Carolina	49 111
RPI 26-50			
RPI	S	Opponent	Score
30	A	Florida St.	51 97
RPI 51-100			
RPI	S	Opponent	Score
63	A	Arkansas	46 75
Team's RPI: 218			
RPI	S	Opponent	Score
109	N	Hartford	55 59
112	A	Auburn	56 62
130	A	Fordham	53 63
181	H	Florida	68 58
205	A	Troy	83 80
252	H	Bethune-Cookman	52 59
281	H	Jacksonville	41 45
304	H	Alabama St.	71 62
LAST 12 Division I GAMES:			
13	A	South Carolina	49 111
252	H	Bethune-Cookman	52 59
181	H	Florida	68 58
205	A	Troy	83 80
304	H	Alabama St.	71 62
63	A	Arkansas	46 75
109	N	Hartford	55 59
281	H	Jacksonville	41 45
130	A	Fordham	53 63
30	A	Florida St.	51 97
112	A	Auburn	56 62

Non-Div I Games:	Columbia (SC)	106	60
------------------	---------------	-----	----

Savannah St.

Loss, Non-Conf, S Site, H Home A Away N Neutral

Average RPI Win:	295	WON-LOST	WINNING	LAST 10	STRENGTH OF	OPP. STRENGTH	TEAM	ADJ.	CONF.	ADJ CONF.
Average RPI Loss:	121	RECORD	PCT. RANK	GAMES	SCHEDULE	OF SCHEDULE	RPI	RPI	RPI	RPI
DIV. I ONLY	3- 12	300	2- 8	175	164	303	303	30	30	
DIV. I NON-CONF.	3- 12	294	2- 10	178	166	304	304	33	33	
TOTALS	RPI 1-25	RPI 26-50	W-L RECORDS	RPI 51-100	RPI 101-150	RPI 150+				
3- 12	0- 1	0- 2	OVERALL	0- 2	0- 3	3- 4				
3- 8	0- 1	0- 0	HOME	0- 2	0- 2	3- 3				
0- 4	0- 0	0- 2	AWAY	0- 0	0- 1	0- 1				
0- 0	0- 0	0- 0	NEUTRAL	0- 0	0- 0	0- 0				
3- 12	0- 1	0- 2	NON-CONFERENCE	0- 2	0- 3	3- 4				
3- 8	0- 1	0- 0	HOME	0- 2	0- 2	3- 3				
0- 4	0- 0	0- 2	AWAY	0- 0	0- 1	0- 1				
0- 0	0- 0	0- 0	NEUTRAL	0- 0	0- 0	0- 0				
0- 0	0- 0	0- 0	CONFERENCE	0- 0	0- 0	0- 0				
0- 0	0- 0	0- 0	HOME	0- 0	0- 0	0- 0				
0- 0	0- 0	0- 0	AWAY	0- 0	0- 0	0- 0				
0- 0	0- 0	0- 0	NEUTRAL	0- 0	0- 0	0- 0				

RPI 1-25				RPI 26-50				RPI 51-100				RPI 101+ Team's RPI: 303			
RPI	S	Opponent	Score	RPI	S	Opponent	Score	RPI	S	Opponent	Score	RPI	S	Opponent	Score
22	H	Washington	69 102	33	A	Long Beach St.	73 85	81	H	San Diego	54 59	123	H	Idaho	50 65
				48	A	Washington St.	62 82	84	H	CSUN	63 86	138	H	San Francisco	56 67
												141	A	Montana St.	61 74
												153	H	Montana	64 70
												191	A	Oregon	44 70
												210	H	Cal St. Fullerton	59 66
												228	H	Idaho St.	55 63
												254	H	Portland St.	54 47
												287	H	Loyola Marymount	62 57
												344	H	UC Santa Barbara	66 46
LAST 12 Division I GAMES:															
138	H	San Francisco	56 67	210	H	Cal St. Fullerton	59 66								
81	H	San Diego	54 59	84	H	CSUN	63 86								
287	H	Loyola Marymount	62 57	344	H	UC Santa Barbara	66 46								
22	H	Washington	69 102	191	A	Oregon	44 70								
123	H	Idaho	50 65	228	H	Idaho St.	55 63								
141	A	Montana St.	61 74	153	H	Montana	64 70								

Non-Div I Games:

Seattle

Average RPI Win:	160	WON-LOST	WINNING	LAST 10	STRENGTH OF	OPP. STRENGTH	TEAM	ADJ.	CONF.	ADJ CONF.
Average RPI Loss:	51	RECORD	PCT. RANK	GAMES	SCHEDULE	OF SCHEDULE	RPI	RPI	RPI	RPI
DIV. I ONLY	13- 2	15	9- 1	114	83	34	34	8	8	
DIV. I NON-CONF.	11- 1	11	9- 0	142	146	32	32	6	6	
TOTALS	RPI 1-25	RPI 26-50	W-L RECORDS	RPI 51-100	RPI 101-150	RPI 150+				
13- 2	0- 0	1- 1	OVERALL	3- 1	3- 0	6- 0				
10- 0	0- 0	1- 0	HOME	2- 0	2- 0	5- 0				
3- 2	0- 0	0- 1	AWAY	1- 1	1- 0	1- 0				
0- 0	0- 0	0- 0	NEUTRAL	0- 0	0- 0	0- 0				
11- 1	0- 0	1- 0	NON-CONFERENCE	2- 1	3- 0	5- 0				
9- 0	0- 0	1- 0	HOME	2- 0	2- 0	4- 0				
2- 1	0- 0	0- 0	AWAY	0- 1	1- 0	1- 0				
0- 0	0- 0	0- 0	NEUTRAL	0- 0	0- 0	0- 0				
2- 1	0- 0	0- 1	CONFERENCE	1- 0	0- 0	1- 0				
1- 0	0- 0	0- 0	HOME	0- 0	0- 0	1- 0				
1- 1	0- 0	0- 1	AWAY	1- 0	0- 0	0- 0				
0- 0	0- 0	0- 0	NEUTRAL	0- 0	0- 0	0- 0				

RPI 1-25				RPI 26-50				Team's RPI: 34				RPI 51-100				RPI 101+			
RPI	S	Opponent	Score	RPI	S	Opponent	Score	RPI	S	Opponent	Score	RPI	S	Opponent	Score	RPI	S	Opponent	Score
				31	A	St. John's (NY)	50 59	62	H	Illinois	82 72	102	H	Saint Joseph's	77 60				
				44	H	Georgia	70 51	71	A	West Virginia	87 89	107	H	Lafayette	80 63				
								77	A	Creighton	79 74	130	A	Fordham	56 43				
								92	H	Kennesaw St.	77 74	162	H	Butler	70 65				
												173	H	Fairfield	79 47				
												223	H	NJIT	74 62				
												235	A	Penn St.	75 70				
												329	H	Rider	66 47				
												343	H	Saint Peter's	75 45				
LAST 12 Division I GAMES:																			
				107	H	Lafayette	80 63	31	A	St. John's (NY)	50 59								
				130	A	Fordham	56 43	162	H	Butler	70 65								
				77	A	Creighton	79 74	44	H	Georgia	70 51								
				102	H	Saint Joseph's	77 60	223	H	NJIT	74 62								
				343	H	Saint Peter's	75 45	173	H	Fairfield	79 47								
				92	H	Kennesaw St.	77 74	62	H	Illinois	82 72								

Non-Div I Games:

Seton Hall

Average RPI Win:	251	WON-LOST	WINNING	LAST 10	STRENGTH OF	OPP. STRENGTH	TEAM	ADJ.	CONF.	ADJ CONF.
Average RPI Loss:	100	RECORD	PCT. RANK	GAMES	SCHEDULE	OF SCHEDULE	RPI	RPI	RPI	RPI
DIV. I ONLY	8- 5	113	5- 5	304	157	186	186	24	24	
DIV. I NON-CONF.	7- 2	49	6- 2	283	218	130	130	22	22	
TOTALS	RPI 1-25	RPI 26-50	W-L RECORDS	RPI 51-100	RPI 101-150	RPI 150+				
8- 5	0- 0	0- 1	OVERALL	0- 2	0- 1	8- 1				
3- 3	0- 0	0- 0	HOME	0- 1	0- 1	3- 1				
5- 1	0- 0	0- 1	AWAY	0- 0	0- 0	5- 0				
0- 1	0- 0	0- 0	NEUTRAL	0- 1	0- 0	0- 0				
7- 2	0- 0	0- 0	NON-CONFERENCE	0- 2	0- 0	7- 0				
3- 1	0- 0	0- 0	HOME	0- 1	0- 0	3- 0				
4- 0	0- 0	0- 0	AWAY	0- 0	0- 0	4- 0				
0- 1	0- 0	0- 0	NEUTRAL	0- 1	0- 0	0- 0				
1- 3	0- 0	0- 1	CONFERENCE	0- 0	0- 1	1- 1				
0- 2	0- 0	0- 0	HOME	0- 0	0- 1	0- 1				
1- 1	0- 0	0- 1	AWAY	0- 0	0- 0	1- 0				
0- 0	0- 0	0- 0	NEUTRAL	0- 0	0- 0	0- 0				

RPI 1-25				RPI 26-50				RPI 51-100				RPI 101+				Team's RPI: 186	
RPI	S	Opponent	Score	RPI	S	Opponent	Score	RPI	S	Opponent	Score	RPI	S	Opponent	Score		
				37	A	Quinnipiac	65 78	70	N	Akron	74 90	128	H	Marist	46 56		
								90	H	Albany (NY)	57 76	152	A	Buffalo	58 50		
												154	H	Central Conn. St.	79 57		
												163	A	Sacred Heart	75 65		
												173	H	Fairfield	55 60		
												278	A	Binghamton	62 53		
												287	H	Fairleigh Dickinson	72 63		
												296	H	Colgate	80 68		
												332	A	Denver	78 62		
												343	A	Saint Peter's	65 40		
LAST 12 Division I GAMES:																	
				90	H	Albany (NY)	57 76	343	A	Saint Peter's	65 40						
				37	A	Quinnipiac	65 78	128	H	Marist	46 56						
				173	H	Fairfield	55 60	287	H	Fairleigh Dickinson	72 63						
				70	N	Akron	74 90	296	H	Colgate	80 68						
				332	A	Denver	78 62	278	A	Binghamton	62 53						
				154	H	Central Conn. St.	79 57	163	A	Sacred Heart	75 65						

Non-Div I Games:

Siena

Average RPI Win:	304	WON-LOST	WINNING	LAST 10	STRENGTH OF	OPP. STRENGTH	TEAM	ADJ.	CONF.	ADJ CONF.
Average RPI Loss:	183	RECORD	PCT. RANK	GAMES	SCHEDULE	OF SCHEDULE	RPI	RPI	RPI	RPI
DIV. I ONLY	1- 8	328	1- 7	216	341	335	335	18	18	
DIV. I NON-CONF.	1- 6	316	1- 6	255	344	340	340	18	18	
TOTALS	RPI 1-25	RPI 26-50	W-L RECORDS	RPI 51-100	RPI 101-150	RPI 150+				
1- 8	0- 0	0- 1	OVERALL	0- 1	0- 1	1- 5				
1- 3	0- 0	0- 1	HOME	0- 1	0- 0	1- 1				
0- 5	0- 0	0- 0	AWAY	0- 0	0- 1	0- 4				
0- 0	0- 0	0- 0	NEUTRAL	0- 0	0- 0	0- 0				
1- 6	0- 0	0- 1	NON-CONFERENCE	0- 0	0- 1	1- 4				
1- 2	0- 0	0- 1	HOME	0- 0	0- 0	1- 1				
0- 4	0- 0	0- 0	AWAY	0- 0	0- 1	0- 3				
0- 0	0- 0	0- 0	NEUTRAL	0- 0	0- 0	0- 0				
0- 2	0- 0	0- 0	CONFERENCE	0- 1	0- 0	0- 1				
0- 1	0- 0	0- 0	HOME	0- 1	0- 0	0- 0				
0- 1	0- 0	0- 0	AWAY	0- 0	0- 0	0- 1				
0- 0	0- 0	0- 0	NEUTRAL	0- 0	0- 0	0- 0				

RPI S	Opponent	Score	RPI S	Opponent	Score	RPI S	Opponent	Score	RPI S	Opponent	Score	Team's RPI: 335
49	H Indiana St.	53 74	78	H Arkansas St.	50 62	117	A Ole Miss	48 88	151	H Southern Miss.	53 64	
						194	A Texas-Arlington	49 59	272	A Nicholls St.	62 66	
						280	A UAB	43 73	304	H Alabama St.	64 61	
						320	A Tennessee Tech	66 70				
LAST 12 Division I GAMES:												
49	H Indiana St.	53 74	194	A Texas-Arlington	49 59							
304	H Alabama St.	64 61	78	H Arkansas St.	50 62							
151	H Southern Miss.	53 64	280	A UAB	43 73							
			320	A Tennessee Tech	66 70							
			117	A Ole Miss	48 88							
			272	A Nicholls St.	62 66							

Non-Div I Games: Mobile 71 67 Spring Hill 69 42

South Ala.

South Carolina

Through Games Of Jan. 4, 2015

Average RPI Win:	128	WON-LOST	WINNING	LAST 10	STRENGTH OF	OPP. STRENGTH	TEAM	ADJ.	CONF.	ADJ CONF.
Average RPI Loss:	0	RECORD	PCT. RANK	GAMES	SCHEDULE	OF SCHEDULE	RPI	RPI	RPI	RPI
DIV. I ONLY	14- 0	1	10- 0	134	7	13	13	5	5	
DIV. I NON-CONF.	12- 0	1	10- 0	158	6	14	14	5	5	
TOTALS	RPI 1-25	RPI 26-50	W-L RECORDS	RPI 51-100	RPI 101-150	RPI 150+				
14- 0	1- 0	0- 0	OVERALL	5- 0	3- 0	5- 0				
7- 0	0- 0	0- 0	HOME	2- 0	1- 0	4- 0				
3- 0	1- 0	0- 0	AWAY	1- 0	0- 0	1- 0				
4- 0	0- 0	0- 0	NEUTRAL	2- 0	2- 0	0- 0				
12- 0	1- 0	0- 0	NON-CONFERENCE	5- 0	2- 0	4- 0				
6- 0	0- 0	0- 0	HOME	2- 0	0- 0	4- 0				
2- 0	1- 0	0- 0	AWAY	1- 0	0- 0	0- 0				
4- 0	0- 0	0- 0	NEUTRAL	2- 0	2- 0	0- 0				
2- 0	0- 0	0- 0	CONFERENCE	0- 0	1- 0	1- 0				
1- 0	0- 0	0- 0	HOME	0- 0	1- 0	0- 0				
1- 0	0- 0	0- 0	AWAY	0- 0	0- 0	1- 0				
0- 0	0- 0	0- 0	NEUTRAL	0- 0	0- 0	0- 0				

RPI	S	Opponent	Score	RPI	S	Opponent	Score	RPI	S	Opponent	Score	RPI	S	Opponent	Score
15	A	Duke	51 50					52	A	Hampton	69 49	104	N	Central Mich.	80 45
								56	H	Southern California	70 61	112	H	Auburn	77 58
								64	N	Syracuse	67 63	122	N	Wisconsin	67 44
								86	H	Clemson	99 41	159	A	LSU	75 51
								100	N	Liberty	84 44	175	H	San Diego St.	89 38
												204	H	Charlotte	82 61
												218	H	Savannah St.	111 49
												328	H	N.C. Central	90 26
LAST 12 Division I GAMES:															
159	A	LSU	75 51	104	N	Central Mich.	80 45	52	A	Hampton	69 49	218	H	Savannah St.	111 49
112	H	Auburn	77 58					15	A	Duke	51 50	204	H	Charlotte	82 61
100	N	Liberty	84 44					328	H	N.C. Central	90 26				
64	N	Syracuse	67 63												
122	N	Wisconsin	67 44												
175	H	San Diego St.	89 38												

Non-Div I Games:

South Carolina

■ Loss,
 ■ Non-Conf,
 ■ S Site,
 ■ Home
 ■ A Away
 N Neutral

Average RPI Win:	247	WON-LOST	WINNING	LAST 10	STRENGTH OF	OPP. STRENGTH	TEAM	ADJ.	CONF.	ADJ CONF.
Average RPI Loss:	193	RECORD	PCT. RANK	GAMES	SCHEDULE	OF SCHEDULE	RPI	RPI	RPI	RPI
DIV. I ONLY	6- 5	147	6- 4	338	222	277	277	32	32	
DIV. I NON-CONF.	5- 4	138	5- 3	318	216	244	244	31	31	
TOTALS	RPI 1-25	RPI 26-50	W-L RECORDS	RPI 51-100	RPI 101-150	RPI 150+				
6- 5	0- 0	0- 0	OVERALL	0- 2	1- 0	5- 3				
5- 2	0- 0	0- 0	HOME	0- 1	1- 0	4- 1				
1- 3	0- 0	0- 0	AWAY	0- 1	0- 0	1- 2				
0- 0	0- 0	0- 0	NEUTRAL	0- 0	0- 0	0- 0				
5- 4	0- 0	0- 0	NON-CONFERENCE	0- 2	1- 0	4- 2				
4- 1	0- 0	0- 0	HOME	0- 1	1- 0	3- 0				
1- 3	0- 0	0- 0	AWAY	0- 1	0- 0	1- 2				
0- 0	0- 0	0- 0	NEUTRAL	0- 0	0- 0	0- 0				
1- 1	0- 0	0- 0	CONFERENCE	0- 0	0- 0	1- 1				
1- 1	0- 0	0- 0	HOME	0- 0	0- 0	1- 1				
0- 0	0- 0	0- 0	AWAY	0- 0	0- 0	0- 0				
0- 0	0- 0	0- 0	NEUTRAL	0- 0	0- 0	0- 0				

RPI S	Opponent	Score	RPI S	Opponent	Score	RPI S	Opponent	Score	RPI S	Opponent	Score	Team's RPI: 277
						80	H Furman	46 65	119	H Jacksonville St.	55 52	
						86	A Clemson	57 66	213	A Presbyterian	33 46	
									219	H Col. of Charleston	60 51	
									224	H USC Upstate	60 50	
									252	H Bethune-Cookman	68 61	
									282	A UNC Greensboro	50 70	
									306	H Florida A&M	50 55	
									330	H Alabama A&M	69 62	
									340	A Wofford	59 53	
LAST 12 Division I GAMES:												
			80	H Furman	46 65				119	H Jacksonville St.	55 52	
			219	H Col. of Charleston	60 51				330	H Alabama A&M	69 62	
			86	A Clemson	57 66				282	A UNC Greensboro	50 70	
			224	H USC Upstate	60 50				252	H Bethune-Cookman	68 61	
			213	A Presbyterian	33 46				306	H Florida A&M	50 55	
									340	A Wofford	59 53	

Non-Div I Games: Columbia (SC) 97 55 Allen 103 55

South Carolina St.

Loss, Non-Conf, S Site, H Home A Away N Neutral

South Dakota

Through Games Of Jan. 4, 2015

Average RPI Win:	213	WON-LOST	WINNING	LAST 10	STRENGTH OF	OPP. STRENGTH	TEAM	ADJ.	CONF.	ADJ CONF.
Average RPI Loss:	47	RECORD	PCT. RANK	GAMES	SCHEDULE	OF SCHEDULE	RPI	RPI	RPI	RPI
DIV. I ONLY	10- 3	50	8- 1	212	85	65	65	26	26	
DIV. I NON-CONF.	9- 3	61	8- 2	185	64	65	65	26	26	
TOTALS	RPI 1-25	RPI 26-50	W-L RECORDS	RPI 51-100	RPI 101-150	RPI 150+				
10- 3	0- 1	0- 1	OVERALL	1- 1	2- 0	7- 0				
5- 0	0- 0	0- 0	HOME	1- 0	1- 0	3- 0				
5- 2	0- 1	0- 0	AWAY	0- 1	1- 0	4- 0				
0- 1	0- 0	0- 1	NEUTRAL	0- 0	0- 0	0- 0				
9- 3	0- 1	0- 1	NON-CONFERENCE	1- 1	2- 0	6- 0				
5- 0	0- 0	0- 0	HOME	1- 0	1- 0	3- 0				
4- 2	0- 1	0- 0	AWAY	0- 1	1- 0	3- 0				
0- 1	0- 0	0- 1	NEUTRAL	0- 0	0- 0	0- 0				
1- 0	0- 0	0- 0	CONFERENCE	0- 0	0- 0	1- 0				
0- 0	0- 0	0- 0	HOME	0- 0	0- 0	0- 0				
1- 0	0- 0	0- 0	AWAY	0- 0	0- 0	1- 0				
0- 0	0- 0	0- 0	NEUTRAL	0- 0	0- 0	0- 0				

RPI S	Opponent	Score	RPI S	Opponent	Score	RPI S	Opponent	Score	RPI S	Opponent	Score
22 A	Washington	82 96	43 N	Chattanooga	54 67	76 A	Kansas	60 68	118 H	UNI	85 77
						83 H	North Dakota	86 81	134 A	Drake	83 78
									210 H	Cal St. Fullerton	86 50
									234 H	Valparaiso	81 62
									249 A	UTSA	76 69
									251 A	Marquette	69 65
									254 A	Portland St.	86 57
									273 H	UC Irvine	96 52
									323 A	Omaha	64 48
LAST 12 Division I GAMES:											
323 A	Omaha	64 48	234 H	Valparaiso	81 62						
43 N	Chattanooga	54 67	210 H	Cal St. Fullerton	86 50						
249 A	UTSA	76 69	118 H	UNI	85 77						
83 H	North Dakota	86 81	251 A	Marquette	69 65						
254 A	Portland St.	86 57	273 H	UC Irvine	96 52						
76 A	Kansas	60 68	22 A	Washington	82 96						

Non-Div I Games: St. Mary (KS) 115 51

South Dakota

Loss, Non-Conf, S Site, H Home A Away N Neutral

Average RPI Win:	173	WON-LOST	WINNING	LAST 10	STRENGTH OF	OPP. STRENGTH	TEAM	ADJ.	CONF.	ADJ CONF.
Average RPI Loss:	118	RECORD	PCT. RANK	GAMES	SCHEDULE	OF SCHEDULE	RPI	RPI	RPI	RPI
DIV. I ONLY	10- 5	85	1- 0	90	148	69	69	26	26	
DIV. I NON-CONF.	9- 4	83	1- 0	49	96	48	48	26	26	
TOTALS	RPI 1-25	RPI 26-50	W-L RECORDS	RPI 51-100	RPI 101-150	RPI 150+				
10- 5	0- 1	2- 0	OVERALL	2- 1	1- 2	5- 1				
5- 2	0- 1	2- 0	HOME	1- 1	0- 0	2- 0				
4- 3	0- 0	0- 0	AWAY	1- 0	1- 2	2- 1				
1- 0	0- 0	0- 0	NEUTRAL	0- 0	0- 0	1- 0				
9- 4	0- 1	2- 0	NON-CONFERENCE	2- 1	1- 2	4- 0				
4- 2	0- 1	2- 0	HOME	1- 1	0- 0	1- 0				
4- 2	0- 0	0- 0	AWAY	1- 0	1- 2	2- 0				
1- 0	0- 0	0- 0	NEUTRAL	0- 0	0- 0	1- 0				
1- 1	0- 0	0- 0	CONFERENCE	0- 0	0- 0	1- 1				
1- 0	0- 0	0- 0	HOME	0- 0	0- 0	1- 0				
0- 1	0- 0	0- 0	AWAY	0- 0	0- 0	0- 1				
0- 0	0- 0	0- 0	NEUTRAL	0- 0	0- 0	0- 0				

RPI 1-25				RPI 26-50				RPI 51-100 Team's RPI: 69				RPI 101+			
RPI	S	Opponent	Score	RPI	S	Opponent	Score	RPI	S	Opponent	Score	RPI	S	Opponent	Score
7	H	Green Bay	75 77	26	H	Middle Tenn.	65 61	63	A	Arkansas	80 75	118	A	UNI	74 60
				40	H	UALR	67 42	77	H	Creighton	81 88	120	A	DePaul	62 84
								85	H	BYU	75 65	128	A	Marist	64 82
												193	A	Northern Colo.	71 48
												256	A	North Dakota St.	78 83
												269	A	UNLV	65 59
												286	N	Northern Ill.	55 42
												315	H	Sam Houston St.	60 49
												332	H	Denver	85 44
LAST 12 Division I GAMES:															
269	A	UNLV	65 59	128	A	Marist	64 82								
256	A	North Dakota St.	78 83	40	H	UALR	67 42								
332	H	Denver	85 44	26	H	Middle Tenn.	65 61								
118	A	UNI	74 60	7	H	Green Bay	75 77								
286	N	Northern Ill.	55 42	193	A	Northern Colo.	71 48								
315	H	Sam Houston St.	60 49	63	A	Arkansas	80 75								

Non-Div I Games:

South Dakota St.

■ Loss,
 ■ Non-Conf, S Site,
 ■ Home
 ■ Away
 N Neutral

Average RPI Win:	133	WON-LOST	WINNING	LAST 10	STRENGTH OF	OPP. STRENGTH	TEAM	ADJ.	CONF.	ADJ CONF.
Average RPI Loss:	17	RECORD	PCT. RANK	GAMES	SCHEDULE	OF SCHEDULE	RPI	RPI	RPI	RPI
DIV. I ONLY	12- 3	40	8- 2	19	26	19	19	9	9	
DIV. I NON-CONF.	9- 3	61	7- 2	30	26	27	27	8	8	
TOTALS	RPI 1-25	RPI 26-50	W-L RECORDS	RPI 51-100	RPI 101-150	RPI 150+				
12- 3	0- 2	3- 1	OVERALL	3- 0	2- 0	4- 0				
6- 1	0- 0	1- 1	HOME	1- 0	1- 0	3- 0				
3- 1	0- 1	2- 0	AWAY	0- 0	0- 0	1- 0				
3- 1	0- 1	0- 0	NEUTRAL	2- 0	1- 0	0- 0				
9- 3	0- 2	2- 1	NON-CONFERENCE	2- 0	1- 0	4- 0				
4- 1	0- 0	1- 1	HOME	0- 0	0- 0	3- 0				
2- 1	0- 1	1- 0	AWAY	0- 0	0- 0	1- 0				
3- 1	0- 1	0- 0	NEUTRAL	2- 0	1- 0	0- 0				
3- 0	0- 0	1- 0	CONFERENCE	1- 0	1- 0	0- 0				
2- 0	0- 0	0- 0	HOME	1- 0	1- 0	0- 0				
1- 0	0- 0	1- 0	AWAY	0- 0	0- 0	0- 0				
0- 0	0- 0	0- 0	NEUTRAL	0- 0	0- 0	0- 0				

RPI	S	Opponent	Score	RPI	S	Opponent	Score	RPI	S	Opponent	Score	RPI	S	Opponent	Score
3	N	Kentucky	57 61	31	H	St. John's (NY)	52 55	61	N	Oklahoma	83 68	114	N	Villanova	57 56
17	A	Maryland	67 85	42	H	Stetson	78 62	62	N	Illinois	67 61	142	H	Memphis	72 39
				43	A	Chattanooga	59 57	93	H	East Carolina	69 62	193	H	Northern Colo.	84 43
				50	A	Tulane	53 40					219	H	Col. of Charleston	67 47
												235	A	Penn St.	90 87
												345	H	UNC Asheville	97 53
LAST 12 Division I GAMES:															
50	A	Tulane	53 40	193	H	Northern Colo.	84 43								
142	H	Memphis	72 39	219	H	Col. of Charleston	67 47								
93	H	East Carolina	69 62	31	H	St. John's (NY)	52 55								
235	A	Penn St.	90 87	42	H	Stetson	78 62								
61	N	Oklahoma	83 68	3	N	Kentucky	57 61								
345	H	UNC Asheville	97 53	62	N	Illinois	67 61								

Non-Div I Games:

South Fla.

■ Loss,
 ■ Non-Conf,
 ■ S Site,
 ■ Home
 ■ A Away
 N Neutral

Average RPI Win:	297	WON-LOST	WINNING	LAST 10	STRENGTH OF	OPP. STRENGTH	TEAM	ADJ.	CONF.	ADJ CONF.
Average RPI Loss:	161	RECORD	PCT. RANK	GAMES	SCHEDULE	OF SCHEDULE	RPI	RPI	RPI	RPI
DIV. I ONLY	5- 8	216	4- 4	320	271	270	270	27	27	
DIV. I NON-CONF.	5- 6	175	4- 4	302	312	252	252	27	27	
TOTALS	RPI 1-25	RPI 26-50	W-L RECORDS	RPI 51-100	RPI 101-150	RPI 150+				
5- 8	0- 0	0- 0	OVERALL	0- 0	0- 4	5- 4				
1- 2	0- 0	0- 0	HOME	0- 0	0- 0	1- 2				
3- 5	0- 0	0- 0	AWAY	0- 0	0- 3	3- 2				
1- 1	0- 0	0- 0	NEUTRAL	0- 0	0- 1	1- 0				
5- 6	0- 0	0- 0	NON-CONFERENCE	0- 0	0- 4	5- 2				
1- 2	0- 0	0- 0	HOME	0- 0	0- 0	1- 2				
3- 3	0- 0	0- 0	AWAY	0- 0	0- 3	3- 0				
1- 1	0- 0	0- 0	NEUTRAL	0- 0	0- 1	1- 0				
0- 2	0- 0	0- 0	CONFERENCE	0- 0	0- 0	0- 2				
0- 0	0- 0	0- 0	HOME	0- 0	0- 0	0- 0				
0- 2	0- 0	0- 0	AWAY	0- 0	0- 0	0- 2				
0- 0	0- 0	0- 0	NEUTRAL	0- 0	0- 0	0- 0				

RPI 1-25			RPI 26-50			RPI 51-100			RPI 101+			Team's RPI: 270
RPI	S	Opponent	Score	RPI	S	Opponent	Score	RPI	S	Opponent	Score	
								117	A	Ole Miss	57	58
								123	N	Idaho	62	78
								125	A	Southern Ill.	62	78
								133	A	Missouri	42	88
								172	A	Belmont	39	62
								180	H	Saint Louis	56	74
								212	H	Western Ill.	62	79
								214	A	Central Ark.	48	46
								226	A	Tennessee St.	55	62
								257	N	Detroit	61	51
								330	H	Alabama A&M	66	38
								339	A	Bradley	70	65
								346	A	UMKC	65	50
LAST 12 Division I GAMES:												
226	A	Tennessee St.	55	62	346	A	UMKC	65	50			
172	A	Belmont	39	62	214	A	Central Ark.	48	46			
123	N	Idaho	62	78	212	H	Western Ill.	62	79			
257	N	Detroit	61	51	339	A	Bradley	70	65			
180	H	Saint Louis	56	74	125	A	Southern Ill.	62	78			
133	A	Missouri	42	88	117	A	Ole Miss	57	58			

Non-Div I Games: Ill.-Springfield 73 56 William Woods 77 40

Southeast Mo. St.

■ Loss,
 ■ Non-Conf,
 ■ S Site,
 ■ Home
 ■ A Away
 N Neutral

Average RPI Win:	286	WON-LOST	WINNING	LAST 10	STRENGTH OF	OPP. STRENGTH	TEAM	ADJ.	CONF.	ADJ CONF.
Average RPI Loss:	117	RECORD	PCT. RANK	GAMES	SCHEDULE	OF SCHEDULE	RPI	RPI	RPI	RPI
DIV. I ONLY	2- 7	295	2- 6	44	259	222	222	29	29	
DIV. I NON-CONF.	2- 7	289	2- 7	52	261	227	227	29	29	
TOTALS	RPI 1-25	RPI 26-50	W-L RECORDS	RPI 51-100	RPI 101-150	RPI 150+				
2- 7	0- 1	0- 1	OVERALL	0- 0	0- 2	2- 3				
2- 1	0- 0	0- 0	HOME	0- 0	0- 0	2- 1				
0- 6	0- 1	0- 1	AWAY	0- 0	0- 2	0- 2				
0- 0	0- 0	0- 0	NEUTRAL	0- 0	0- 0	0- 0				
2- 7	0- 1	0- 1	NON-CONFERENCE	0- 0	0- 2	2- 3				
2- 1	0- 0	0- 0	HOME	0- 0	0- 0	2- 1				
0- 6	0- 1	0- 1	AWAY	0- 0	0- 2	0- 2				
0- 0	0- 0	0- 0	NEUTRAL	0- 0	0- 0	0- 0				
0- 0	0- 0	0- 0	CONFERENCE	0- 0	0- 0	0- 0				
0- 0	0- 0	0- 0	HOME	0- 0	0- 0	0- 0				
0- 0	0- 0	0- 0	AWAY	0- 0	0- 0	0- 0				
0- 0	0- 0	0- 0	NEUTRAL	0- 0	0- 0	0- 0				

RPI 1-25				RPI 26-50				RPI 51-100				RPI 101+ Team's RPI: 222			
RPI	S	Opponent	Score	RPI	S	Opponent	Score	RPI	S	Opponent	Score	RPI	S	Opponent	Score
18	A	Minnesota	60 109	32	A	Mississippi St.	36 97					112	A	Auburn	44 72
												117	A	Ole Miss	71 79
												159	A	LSU	42 75
												178	H	La.-Lafayette	60 71
												205	A	Troy	78 80
												266	H	Southern U.	79 76
												306	H	Florida A&M	69 67
LAST 12 Division I GAMES:															
117	A	Ole Miss	71 79	112	A	Auburn	44 72								
306	H	Florida A&M	69 67	178	H	La.-Lafayette	60 71								
159	A	LSU	42 75	205	A	Troy	78 80								
32	A	Mississippi St.	36 97	266	H	Southern U.	79 76								
				18	A	Minnesota	60 109								

Non-Div I Games: William Carey 62 35 Mobile 74 47

Southeastern La.

Loss, Non-Conf, S Site, H Home A Away N Neutral

Average RPI Win:	179	WON-LOST	WINNING	LAST 10	STRENGTH OF	OPP. STRENGTH	TEAM	ADJ.	CONF.	ADJ CONF.
Average RPI Loss:	51	RECORD	PCT. RANK	GAMES	SCHEDULE	OF SCHEDULE	RPI	RPI	RPI	RPI
DIV. I ONLY	9- 4	78	7- 3	72	60	56	56	4	4	
DIV. I NON-CONF.	8- 3	71	8- 2	72	92	46	46	3	3	
TOTALS	RPI 1-25	RPI 26-50	W-L RECORDS	RPI 51-100	RPI 101-150	RPI 150+				
9- 4	1- 1	1- 0	OVERALL	1- 3	0- 0	6- 0				
5- 2	1- 0	0- 0	HOME	1- 2	0- 0	3- 0				
3- 2	0- 1	1- 0	AWAY	0- 1	0- 0	2- 0				
1- 0	0- 0	0- 0	NEUTRAL	0- 0	0- 0	1- 0				
8- 3	1- 1	1- 0	NON-CONFERENCE	1- 2	0- 0	5- 0				
4- 1	1- 0	0- 0	HOME	1- 1	0- 0	2- 0				
3- 2	0- 1	1- 0	AWAY	0- 1	0- 0	2- 0				
1- 0	0- 0	0- 0	NEUTRAL	0- 0	0- 0	1- 0				
1- 1	0- 0	0- 0	CONFERENCE	0- 1	0- 0	1- 0				
1- 1	0- 0	0- 0	HOME	0- 1	0- 0	1- 0				
0- 0	0- 0	0- 0	AWAY	0- 0	0- 0	0- 0				
0- 0	0- 0	0- 0	NEUTRAL	0- 0	0- 0	0- 0				

RPI 1-25				RPI 26-50				RPI 51-100 Team's RPI: 56				RPI 101+			
RPI	S	Opponent	Score	RPI	S	Opponent	Score	RPI	S	Opponent	Score	RPI	S	Opponent	Score
13	A	South Carolina	61 70	33	A	Long Beach St.	90 85	54	A	St. Mary's (CA)	58 64	191	H	Oregon	70 54
24	H	Fresno St.	68 50					59	H	UCLA	52 59	216	A	SMU	64 57
								79	H	Oklahoma St.	62 66	227	H	Sacramento St.	101 99
								84	H	CSUN	85 74	238	A	Davidson	99 64
												287	H	Loyola Marymount	96 54
												315	N	Sam Houston St.	88 67
LAST 12 Division I GAMES:															
59	H	UCLA	52 59	191	H	Oregon	70 54								
79	H	Oklahoma St.	62 66	216	A	SMU	64 57								
287	H	Loyola Marymount	96 54	315	N	Sam Houston St.	88 67								
227	H	Sacramento St.	101 99	24	H	Fresno St.	68 50								
84	H	CSUN	85 74	33	A	Long Beach St.	90 85								
54	A	St. Mary's (CA)	58 64	238	A	Davidson	99 64								

Non-Div I Games:

Southern California

■ Loss,
 ■ Non-Conf,
 ■ S Site,
 ■ H Home
 ■ A Away
 N Neutral

Average RPI Win:	233	WON-LOST	WINNING	LAST 10	STRENGTH OF	OPP. STRENGTH	TEAM	ADJ.	CONF.	ADJ CONF.
Average RPI Loss:	79	RECORD	PCT. RANK	GAMES	SCHEDULE	OF SCHEDULE	RPI	RPI	RPI	RPI
DIV. I ONLY	8- 4	85	7- 3	224	171	125	125	15	15	
DIV. I NON-CONF.	7- 4	107	7- 4	156	189	112	112	14	14	
TOTALS	RPI 1-25	RPI 26-50	W-L RECORDS	RPI 51-100	RPI 101-150	RPI 150+				
8- 4	0- 0	0- 1	OVERALL	0- 2	1- 1	7- 0				
4- 1	0- 0	0- 0	HOME	0- 1	1- 0	3- 0				
4- 1	0- 0	0- 0	AWAY	0- 0	0- 1	4- 0				
0- 2	0- 0	0- 1	NEUTRAL	0- 1	0- 0	0- 0				
7- 4	0- 0	0- 1	NON-CONFERENCE	0- 2	1- 1	6- 0				
4- 1	0- 0	0- 0	HOME	0- 1	1- 0	3- 0				
3- 1	0- 0	0- 0	AWAY	0- 0	0- 1	3- 0				
0- 2	0- 0	0- 1	NEUTRAL	0- 1	0- 0	0- 0				
1- 0	0- 0	0- 0	CONFERENCE	0- 0	0- 0	1- 0				
0- 0	0- 0	0- 0	HOME	0- 0	0- 0	0- 0				
1- 0	0- 0	0- 0	AWAY	0- 0	0- 0	1- 0				
0- 0	0- 0	0- 0	NEUTRAL	0- 0	0- 0	0- 0				

RPI 1-25				RPI 26-50				RPI 51-100				RPI 101+				Team's RPI: 125	
RPI	S	Opponent	Score	RPI	S	Opponent	Score	RPI	S	Opponent	Score	RPI	S	Opponent	Score		
				29	N	Oregon St.	55 71	62	H	Illinois	42 86	142	H	Memphis	82 75		
								73	N	Toledo	48 64	150	A	Wright St.	50 70		
												182	H	Mercer	67 52		
												198	A	Morehead St.	75 66		
												199	A	UT Martin	87 78		
												250	A	Austin Peay	75 65		
												270	H	Southeast Mo. St.	78 62		
												307	H	Murray St.	78 63		
												317	A	Illinois St.	65 56		
LAST 12 Division I GAMES:																	
				198	A	Morehead St.	75 66	317	A	Illinois St.	65 56						
				73	N	Toledo	48 64	182	H	Mercer	67 52						
				29	N	Oregon St.	55 71	270	H	Southeast Mo. St.	78 62						
				307	H	Murray St.	78 63	142	H	Memphis	82 75						
				250	A	Austin Peay	75 65	150	A	Wright St.	50 70						
				62	H	Illinois	42 86	199	A	UT Martin	87 78						

Non-Div I Games:

Southern Ill.

Average RPI Win:	270	WON-LOST	WINNING	LAST 10	STRENGTH OF	OPP. STRENGTH	TEAM	ADJ.	CONF.	ADJ CONF.
Average RPI Loss:	86	RECORD	PCT. RANK	GAMES	SCHEDULE	OF SCHEDULE	RPI	RPI	RPI	RPI
DIV. I ONLY	7- 4	108	6- 4	293	177	151	151	17	17	
DIV. I NON-CONF.	6- 4	130	6- 4	291	179	177	177	17	17	
TOTALS	RPI 1-25	RPI 26-50	W-L RECORDS	RPI 51-100	RPI 101-150	RPI 150+				
7- 4	0- 1	0- 1	OVERALL	0- 0	0- 1	7- 1				
4- 1	0- 0	0- 1	HOME	0- 0	0- 0	4- 0				
3- 3	0- 1	0- 0	AWAY	0- 0	0- 1	3- 1				
0- 0	0- 0	0- 0	NEUTRAL	0- 0	0- 0	0- 0				
6- 4	0- 1	0- 1	NON-CONFERENCE	0- 0	0- 1	6- 1				
4- 1	0- 0	0- 1	HOME	0- 0	0- 0	4- 0				
2- 3	0- 1	0- 0	AWAY	0- 0	0- 1	2- 1				
0- 0	0- 0	0- 0	NEUTRAL	0- 0	0- 0	0- 0				
1- 0	0- 0	0- 0	CONFERENCE	0- 0	0- 0	1- 0				
0- 0	0- 0	0- 0	HOME	0- 0	0- 0	0- 0				
1- 0	0- 0	0- 0	AWAY	0- 0	0- 0	1- 0				
0- 0	0- 0	0- 0	NEUTRAL	0- 0	0- 0	0- 0				

RPI 1-25				RPI 26-50				RPI 51-100				RPI 101+ Team's RPI: 151			
RPI	S	Opponent	Score	RPI	S	Opponent	Score	RPI	S	Opponent	Score	RPI	S	Opponent	Score
14	A	FGCU	62 78	32	H	Mississippi St.	46 73					117	A	Ole Miss	66 68
												179	A	McNeese St.	55 57
												188	A	Louisiana Tech	79 77
												215	H	N.C. A&T	72 48
												250	H	Austin Peay	80 71
												272	A	Nicholls St.	89 57
												312	H	Mississippi Val.	69 51
												320	H	Tennessee Tech	80 58
												335	A	South Ala.	64 53
LAST 12 Division I GAMES:															
272	A	Nicholls St.	89 57	188	A	Louisiana Tech	79 77								
117	A	Ole Miss	66 68	250	H	Austin Peay	80 71								
32	H	Mississippi St.	46 73	179	A	McNeese St.	55 57								
14	A	FGCU	62 78	312	H	Mississippi Val.	69 51								
320	H	Tennessee Tech	80 58	335	A	South Ala.	64 53								
215	H	N.C. A&T	72 48												

Non-Div I Games: William Carey 98 45

Southern Miss.

■ Loss,
 ■ Non-Conf, S Site,
 ■ Home
 ■ Away
 N Neutral

Average RPI Win:	254	WON-LOST	WINNING	LAST 10	STRENGTH OF	OPP. STRENGTH	TEAM	ADJ.	CONF.	ADJ CONF.
Average RPI Loss:	135	RECORD	PCT. RANK	GAMES	SCHEDULE	OF SCHEDULE	RPI	RPI	RPI	RPI
DIV. I ONLY	2- 8	300	0- 1	141	155	266	266	33	33	
DIV. I NON-CONF.	1- 8	322	0- 1	97	177	272	272	30	30	
TOTALS	RPI 1-25	RPI 26-50	W-L RECORDS	RPI 51-100	RPI 101-150	RPI 150+				
2- 8	0- 2	0- 0	OVERALL	0- 1	0- 1	2- 4				
2- 0	0- 0	0- 0	HOME	0- 0	0- 0	2- 0				
0- 7	0- 2	0- 0	AWAY	0- 1	0- 1	0- 3				
0- 1	0- 0	0- 0	NEUTRAL	0- 0	0- 0	0- 1				
1- 8	0- 2	0- 0	NON-CONFERENCE	0- 1	0- 1	1- 4				
1- 0	0- 0	0- 0	HOME	0- 0	0- 0	1- 0				
0- 7	0- 2	0- 0	AWAY	0- 1	0- 1	0- 3				
0- 1	0- 0	0- 0	NEUTRAL	0- 0	0- 0	0- 1				
1- 0	0- 0	0- 0	CONFERENCE	0- 0	0- 0	1- 0				
1- 0	0- 0	0- 0	HOME	0- 0	0- 0	1- 0				
0- 0	0- 0	0- 0	AWAY	0- 0	0- 0	0- 0				
0- 0	0- 0	0- 0	NEUTRAL	0- 0	0- 0	0- 0				

RPI 1-25				RPI 26-50				RPI 51-100				RPI 101+ Team's RPI: 266			
RPI	S	Opponent	Score	RPI	S	Opponent	Score	RPI	S	Opponent	Score	RPI	S	Opponent	Score
11	A	Texas	42 80					62	A	Illinois	42 62	117	A	Ole Miss	68 91
18	A	Minnesota	62 107									181	A	Florida	49 78
												187	A	Arizona	45 56
												202	H	Prairie View	67 51
												222	A	Southeastern La.	76 79
												279	N	Ga. Southern	52 68
												306	H	Florida A&M	80 69
LAST 12 Division I GAMES:															
181	A	Florida	49 78	279	N	Ga. Southern	52 68								
306	H	Florida A&M	80 69	202	H	Prairie View	67 51								
187	A	Arizona	45 56	117	A	Ole Miss	68 91								
11	A	Texas	42 80	222	A	Southeastern La.	76 79								
18	A	Minnesota	62 107												
62	A	Illinois	42 62												

Non-Div I Games: Mobile 85 50

Southern U.

Southern Utah

Through Games Of Jan. 4, 2015

Average RPI Win:	258	WON-LOST	WINNING	LAST 10	STRENGTH OF	OPP. STRENGTH	TEAM	ADJ.	CONF.	ADJ CONF.
Average RPI Loss:	161	RECORD	PCT. RANK	GAMES	SCHEDULE	OF SCHEDULE	RPI	RPI	RPI	RPI
DIV. I ONLY	5- 4	144	4- 4	329	192	259	259	21	21	
DIV. I NON-CONF.	4- 3	134	4- 3	284	229	197	197	20	20	
TOTALS	RPI 1-25	RPI 26-50	W-L RECORDS	RPI 51-100	RPI 101-150	RPI 150+				
5- 4	0- 0	0- 1	OVERALL	1- 0	0- 1	4- 2				
3- 2	0- 0	0- 0	HOME	1- 0	0- 0	2- 2				
2- 1	0- 0	0- 1	AWAY	0- 0	0- 0	2- 0				
0- 1	0- 0	0- 0	NEUTRAL	0- 0	0- 1	0- 0				
4- 3	0- 0	0- 1	NON-CONFERENCE	1- 0	0- 1	3- 1				
2- 1	0- 0	0- 0	HOME	1- 0	0- 0	1- 1				
2- 1	0- 0	0- 1	AWAY	0- 0	0- 0	2- 0				
0- 1	0- 0	0- 0	NEUTRAL	0- 0	0- 1	0- 0				
1- 1	0- 0	0- 0	CONFERENCE	0- 0	0- 0	1- 1				
1- 1	0- 0	0- 0	HOME	0- 0	0- 0	1- 1				
0- 0	0- 0	0- 0	AWAY	0- 0	0- 0	0- 0				
0- 0	0- 0	0- 0	NEUTRAL	0- 0	0- 0	0- 0				

RPI S	Opponent	Score	RPI S	Opponent	Score	RPI S	Opponent	Score	RPI S	Opponent	Score	Team's RPI: 259
47	A Gonzaga	51 70	95	H Boise St.	66 64	146	N UC Davis	53 76	225	H New Mexico St.	64 81	
						227	H Sacramento St.	67 69	254	H Portland St.	86 74	
						269	H UNLV	93 84	324	A Utah Valley	76 72	
						348	A Air Force	73 57				
LAST 12 Division I GAMES:												
269	H UNLV	93 84	227	H Sacramento St.	67 69							
146	N UC Davis	53 76	254	H Portland St.	86 74							
348	A Air Force	73 57	225	H New Mexico St.	64 81							
324	A Utah Valley	76 72	47	A Gonzaga	51 70							
95	H Boise St.	66 64										

Non-Div I Games: N.M. Highlands 82 64 Westminster (UT) 74 72

Southern Utah

Loss, Non-Conf, S Site, H Home A Away N Neutral

Average RPI Win:	226	WON-LOST	WINNING	LAST 10	STRENGTH OF	OPP. STRENGTH	TEAM	ADJ.	CONF.	ADJ CONF.
Average RPI Loss:	80	RECORD	PCT. RANK	GAMES	SCHEDULE	OF SCHEDULE	RPI	RPI	RPI	RPI
DIV. I ONLY	11- 3	42	9- 1	296	120	89	89	6	6	
DIV. I NON-CONF.	10- 3	54	9- 2	300	123	90	90	7	7	
TOTALS	RPI 1-25	RPI 26-50	W-L RECORDS	RPI 51-100	RPI 101-150	RPI 150+				
11- 3	0- 1	0- 0	OVERALL	1- 1	1- 0	9- 1				
5- 0	0- 0	0- 0	HOME	0- 0	1- 0	4- 0				
5- 3	0- 1	0- 0	AWAY	0- 1	0- 0	5- 1				
1- 0	0- 0	0- 0	NEUTRAL	1- 0	0- 0	0- 0				
10- 3	0- 1	0- 0	NON-CONFERENCE	1- 1	0- 0	9- 1				
4- 0	0- 0	0- 0	HOME	0- 0	0- 0	4- 0				
5- 3	0- 1	0- 0	AWAY	0- 1	0- 0	5- 1				
1- 0	0- 0	0- 0	NEUTRAL	1- 0	0- 0	0- 0				
1- 0	0- 0	0- 0	CONFERENCE	0- 0	1- 0	0- 0				
1- 0	0- 0	0- 0	HOME	0- 0	1- 0	0- 0				
0- 0	0- 0	0- 0	AWAY	0- 0	0- 0	0- 0				
0- 0	0- 0	0- 0	NEUTRAL	0- 0	0- 0	0- 0				

RPI 1-25				RPI 26-50				RPI 51-100 Team's RPI: 89				RPI 101+			
RPI	S	Opponent	Score	RPI	S	Opponent	Score	RPI	S	Opponent	Score	RPI	S	Opponent	Score
16	A	James Madison	43 76					73	A	Toledo	58 64	149	H	Massachusetts	65 53
								75	N	Drexel	43 32	152	A	Buffalo	44 51
												170	A	Niagara	72 60
												235	A	Penn St.	56 54
												237	A	Brown	58 56
												245	H	Canisius	62 46
												257	A	Detroit	68 56
												263	A	Georgetown	70 64
												278	H	Binghamton	72 54
												282	H	UNC Greensboro	78 60
												296	H	Colgate	65 49
LAST 12 Division I GAMES:															
149	H	Massachusetts	65 53	263	A	Georgetown	70 64								
296	H	Colgate	65 49	170	A	Niagara	72 60								
278	H	Binghamton	72 54	282	H	UNC Greensboro	78 60								
235	A	Penn St.	56 54	152	A	Buffalo	44 51								
257	A	Detroit	68 56	237	A	Brown	58 56								
73	A	Toledo	58 64	75	N	Drexel	43 32								

Non-Div I Games:

St. Bonaventure

Average RPI Win:	306	WON-LOST	WINNING	LAST 10	STRENGTH OF	OPP. STRENGTH	TEAM	ADJ.	CONF.	ADJ CONF.
Average RPI Loss:	157	RECORD	PCT. RANK	GAMES	SCHEDULE	OF SCHEDULE	RPI	RPI	RPI	RPI
DIV. I ONLY	3- 10	289	2- 8	276	286	316	316	28	28	
DIV. I NON-CONF.	3- 9	281	3- 8	272	291	317	317	28	28	
TOTALS	RPI 1-25	RPI 26-50	W-L RECORDS	RPI 51-100	RPI 101-150	RPI 150+				
3- 10	0- 0	0- 0	OVERALL	0- 3	0- 2	3- 5				
1- 3	0- 0	0- 0	HOME	0- 1	0- 1	1- 1				
0- 5	0- 0	0- 0	AWAY	0- 1	0- 0	0- 4				
2- 2	0- 0	0- 0	NEUTRAL	0- 1	0- 1	2- 0				
3- 9	0- 0	0- 0	NON-CONFERENCE	0- 3	0- 2	3- 4				
1- 3	0- 0	0- 0	HOME	0- 1	0- 1	1- 1				
0- 4	0- 0	0- 0	AWAY	0- 1	0- 0	0- 3				
2- 2	0- 0	0- 0	NEUTRAL	0- 1	0- 1	2- 0				
0- 1	0- 0	0- 0	CONFERENCE	0- 0	0- 0	0- 1				
0- 0	0- 0	0- 0	HOME	0- 0	0- 0	0- 0				
0- 1	0- 0	0- 0	AWAY	0- 0	0- 0	0- 1				
0- 0	0- 0	0- 0	NEUTRAL	0- 0	0- 0	0- 0				

RPI 1-25			RPI 26-50			RPI 51-100			RPI 101+			Team's RPI: 316
RPI	S	Opponent	Score	RPI	S	Opponent	Score	RPI	S	Opponent	Score	
						83 N North Dakota	63 70	102 N Saint Joseph's		42 64		
						90 A Albany (NY)	47 90	107 H Lafayette		51 73		
						94 H Georgia Tech	59 65	163 A Sacred Heart		55 71		
								168 A Army		55 61		
								223 A NJIT		50 57		
								241 A UMass Lowell		62 64		
								247 H Stony Brook		57 55		
								299 H Vermont		61 63		
								329 N Rider		71 60		
								343 N Saint Peter's		48 36		
LAST 12 Division I GAMES:												
163	A	Sacred Heart	55 71	241	A	UMass Lowell	62 64					
343	N	Saint Peter's	48 36	94	H	Georgia Tech	59 65					
102	N	Saint Joseph's	42 64	299	H	Vermont	61 63					
223	A	NJIT	50 57	168	A	Army	55 61					
329	N	Rider	71 60	107	H	Lafayette	51 73					
83	N	North Dakota	63 70	247	H	Stony Brook	57 55					

Non-Div I Games:

St. Francis Brooklyn

Average RPI Win:	159	WON-LOST	WINNING	LAST 10	STRENGTH OF	OPP. STRENGTH	TEAM	ADJ.	CONF.	ADJ CONF.
Average RPI Loss:	26	RECORD	PCT. RANK	GAMES	SCHEDULE	OF SCHEDULE	RPI	RPI	RPI	RPI
DIV. I ONLY	12- 2	19	0- 1	38	80	31	31	8	8	
DIV. I NON-CONF.	9- 2	36	0- 1	78	83	41	41	6	6	
TOTALS	RPI 1-25	RPI 26-50	W-L RECORDS	RPI 51-100	RPI 101-150	RPI 150+				
12- 2	1- 1	1- 1	OVERALL	0- 0	3- 0	7- 0				
8- 1	0- 0	1- 1	HOME	0- 0	2- 0	5- 0				
4- 0	1- 0	0- 0	AWAY	0- 0	1- 0	2- 0				
0- 1	0- 1	0- 0	NEUTRAL	0- 0	0- 0	0- 0				
9- 2	1- 1	0- 1	NON-CONFERENCE	0- 0	2- 0	6- 0				
6- 1	0- 0	0- 1	HOME	0- 0	1- 0	5- 0				
3- 0	1- 0	0- 0	AWAY	0- 0	1- 0	1- 0				
0- 1	0- 1	0- 0	NEUTRAL	0- 0	0- 0	0- 0				
3- 0	0- 0	1- 0	CONFERENCE	0- 0	1- 0	1- 0				
2- 0	0- 0	1- 0	HOME	0- 0	1- 0	0- 0				
1- 0	0- 0	0- 0	AWAY	0- 0	0- 0	1- 0				
0- 0	0- 0	0- 0	NEUTRAL	0- 0	0- 0	0- 0				

RPI 1-25				RPI 26-50				Team's RPI: 31				RPI 51-100				RPI 101+			
RPI	S	Opponent	Score	RPI	S	Opponent	Score	RPI	S	Opponent	Score	RPI	S	Opponent	Score	RPI	S	Opponent	Score
2	N	UConn	54 70	34	H	Seton Hall	59 50									112	H	Auburn	56 49
19	A	South Fla.	55 52	49	H	Indiana St.	67 73									115	H	Xavier	65 42
																128	A	Marist	49 48
																160	A	Yale	61 50
																169	H	UCF	62 48
																181	H	Florida	72 66
																195	A	Providence	68 52
																223	H	NJIT	66 42
																278	H	Binghamton	67 51
																293	H	Wagner	71 49
LAST 12 Division I GAMES:																			
49	H	Indiana St.	67 73	2	N	UConn	54 70												
19	A	South Fla.	55 52	34	H	Seton Hall	59 50												
115	H	Xavier	65 42	195	A	Providence	68 52												
293	H	Wagner	71 49	112	H	Auburn	56 49												
278	H	Binghamton	67 51	223	H	NJIT	66 42												
128	A	Marist	49 48	169	H	UCF	62 48												

Non-Div I Games:

St. John's (NY)

St. Mary's (CA)

Through Games Of Jan. 4, 2015

Average RPI Win:	168	WON-LOST	WINNING	LAST 10	STRENGTH OF	OPP. STRENGTH	TEAM	ADJ.	CONF.	ADJ CONF.
Average RPI Loss:	60	RECORD	PCT. RANK	GAMES	SCHEDULE	OF SCHEDULE	RPI	RPI	RPI	RPI
DIV. I ONLY	11- 4	59	7- 3	117	58	54	54	7	7	
DIV. I NON-CONF.	7- 4	107	5- 3	55	60	57	57	9	9	
TOTALS	RPI 1-25	RPI 26-50	W-L RECORDS	RPI 51-100	RPI 101-150	RPI 150+				
11- 4	0- 2	0- 0	OVERALL	3- 1	3- 1	5- 0				
7- 1	0- 0	0- 0	HOME	3- 0	1- 1	3- 0				
4- 3	0- 2	0- 0	AWAY	0- 1	2- 0	2- 0				
0- 0	0- 0	0- 0	NEUTRAL	0- 0	0- 0	0- 0				
7- 4	0- 2	0- 0	NON-CONFERENCE	3- 1	1- 1	3- 0				
5- 1	0- 0	0- 0	HOME	3- 0	0- 1	2- 0				
2- 3	0- 2	0- 0	AWAY	0- 1	1- 0	1- 0				
0- 0	0- 0	0- 0	NEUTRAL	0- 0	0- 0	0- 0				
4- 0	0- 0	0- 0	CONFERENCE	0- 0	2- 0	2- 0				
2- 0	0- 0	0- 0	HOME	0- 0	1- 0	1- 0				
2- 0	0- 0	0- 0	AWAY	0- 0	1- 0	1- 0				
0- 0	0- 0	0- 0	NEUTRAL	0- 0	0- 0	0- 0				

RPI 1-25				RPI 26-50				RPI 51-100 Team's RPI: 54				RPI 101+			
RPI	S	Opponent	Score	RPI	S	Opponent	Score	RPI	S	Opponent	Score	RPI	S	Opponent	Score
21	A	George Washington	52 70					55	H	Iowa St.	67 63	103	H	Boston College	72 82
24	A	Fresno St.	56 60					56	H	Southern California	64 58	135	H	Pepperdine	73 68
								84	H	CSUN	73 63	138	A	San Francisco	68 66
								91	A	Virginia	49 62	146	A	UC Davis	57 55
												189	A	Santa Clara	62 61
												227	H	Sacramento St.	99 91
												230	A	Cal Poly	65 64
												287	H	Loyola Marymount	72 71
												300	H	Howard	80 55
LAST 12 Division I GAMES:															
287	H	Loyola Marymount	72 71	135	H	Pepperdine	73 68								
24	A	Fresno St.	56 60	138	A	San Francisco	68 66								
56	H	Southern California	64 58	189	A	Santa Clara	62 61								
84	H	CSUN	73 63	21	A	George Washington	52 70								
55	H	Iowa St.	67 63	91	A	Virginia	49 62								
300	H	Howard	80 55	230	A	Cal Poly	65 64								

Non-Div I Games:

St. Mary's (CA)

■ Loss,
 ■ Non-Conf,
 ■ S Site,
 ■ H Home
 ■ A Away
 N Neutral

Average RPI Win:	155	WON-LOST	WINNING	LAST 10	STRENGTH OF	OPP. STRENGTH	TEAM	ADJ.	CONF.	ADJ CONF.
Average RPI Loss:	17	RECORD	PCT. RANK	GAMES	SCHEDULE	OF SCHEDULE	RPI	RPI	RPI	RPI
DIV. I ONLY	9- 4	78	7- 3	41	13	45	45	4	4	
DIV. I NON-CONF.	8- 4	92	7- 4	56	13	49	49	3	3	
TOTALS	RPI 1-25	RPI 26-50	W-L RECORDS	RPI 51-100	RPI 101-150	RPI 150+				
9- 4	1- 3	0- 1	OVERALL	1- 0	3- 0	4- 0				
6- 1	1- 1	0- 0	HOME	1- 0	2- 0	2- 0				
2- 2	0- 1	0- 1	AWAY	0- 0	1- 0	1- 0				
1- 1	0- 1	0- 0	NEUTRAL	0- 0	0- 0	1- 0				
8- 4	1- 3	0- 1	NON-CONFERENCE	0- 0	3- 0	4- 0				
5- 1	1- 1	0- 0	HOME	0- 0	2- 0	2- 0				
2- 2	0- 1	0- 1	AWAY	0- 0	1- 0	1- 0				
1- 1	0- 1	0- 0	NEUTRAL	0- 0	0- 0	1- 0				
1- 0	0- 0	0- 0	CONFERENCE	1- 0	0- 0	0- 0				
1- 0	0- 0	0- 0	HOME	1- 0	0- 0	0- 0				
0- 0	0- 0	0- 0	AWAY	0- 0	0- 0	0- 0				
0- 0	0- 0	0- 0	NEUTRAL	0- 0	0- 0	0- 0				

RPI 1-25				RPI 26-50				Team's RPI: 45	RPI 51-100				RPI 101+			
RPI	S	Opponent	Score	RPI	S	Opponent	Score		RPI	S	Opponent	Score	RPI	S	Opponent	Score
2	H	UConn	88 86	43	A	Chattanooga	46 54		67	H	Colorado	62 55	103	H	Boston College	96 63
5	A	Tennessee	40 59										143	A	Hawaii	86 73
10	N	North Carolina	54 70										146	H	UC Davis	71 59
11	H	Texas	81 87										189	H	Santa Clara	82 43
													197	A	New Mexico	70 65
													202	N	Prairie View	88 45
													344	H	UC Santa Barbara	90 34
LAST 12 Division I GAMES:																
67	H	Colorado	62 55	344	H	UC Santa Barbara	90 34									
143	A	Hawaii	86 73	146	H	UC Davis	71 59									
10	N	North Carolina	54 70	5	A	Tennessee	40 59									
197	A	New Mexico	70 65	43	A	Chattanooga	46 54									
11	H	Texas	81 87	189	H	Santa Clara	82 43									
2	H	UConn	88 86	202	N	Prairie View	88 45									

Non-Div I Games:

Stanford

■ Loss,
■ Non-Conf,
■ S Site,
■ H Home
■ A Away
N Neutral

Average RPI Win:	230	WON-LOST	WINNING	LAST 10	STRENGTH OF	OPP. STRENGTH	TEAM	ADJ.	CONF.	ADJ CONF.
Average RPI Loss:	157	RECORD	PCT. RANK	GAMES	SCHEDULE	OF SCHEDULE	RPI	RPI	RPI	RPI
DIV. I ONLY	4- 5	197	3- 4	299	139	258	258	29	29	
DIV. I NON-CONF.	4- 4	157	4- 4	271	171	246	246	29	29	
TOTALS	RPI 1-25	RPI 26-50	W-L RECORDS	RPI 51-100	RPI 101-150	RPI 150+				
4- 5	0- 1	0- 0	OVERALL	0- 0	0- 1	4- 3				
3- 1	0- 0	0- 0	HOME	0- 0	0- 0	3- 1				
1- 2	0- 1	0- 0	AWAY	0- 0	0- 0	1- 1				
0- 2	0- 0	0- 0	NEUTRAL	0- 0	0- 1	0- 1				
4- 4	0- 1	0- 0	NON-CONFERENCE	0- 0	0- 1	4- 2				
3- 1	0- 0	0- 0	HOME	0- 0	0- 0	3- 1				
1- 1	0- 1	0- 0	AWAY	0- 0	0- 0	1- 0				
0- 2	0- 0	0- 0	NEUTRAL	0- 0	0- 1	0- 1				
0- 1	0- 0	0- 0	CONFERENCE	0- 0	0- 0	0- 1				
0- 0	0- 0	0- 0	HOME	0- 0	0- 0	0- 0				
0- 1	0- 0	0- 0	AWAY	0- 0	0- 0	0- 1				
0- 0	0- 0	0- 0	NEUTRAL	0- 0	0- 0	0- 0				

RPI 1-25				RPI 26-50			RPI 51-100			RPI 101+			Team's RPI: 258
RPI	S	Opponent	Score	RPI	S	Opponent	Score	RPI	S	Opponent	Score		
12	A	Baylor	57 96							105	N	UC Riverside	62 90
										179	A	McNeese St.	67 73
										187	H	Arizona	72 60
										188	H	Louisiana Tech	69 76
										202	H	Prairie View	83 73
										239	A	Rice	70 59
										292	H	La.-Monroe	82 54
										301	N	Boston U.	57 62
LAST 12 Division I GAMES:													
179	A	McNeese St.	67 73	187	H	Arizona	72 60						
202	H	Prairie View	83 73	12	A	Baylor	57 96						
188	H	Louisiana Tech	69 76	239	A	Rice	70 59						
				301	N	Boston U.	57 62						
				105	N	UC Riverside	62 90						
				292	H	La.-Monroe	82 54						

Non-Div I Games: Southern Ark. 73 50 St. Edward's 65 56 Tex. A&M-Kingsville 90 50

Stephen F. Austin

Average RPI Win:	197	WON-LOST	WINNING	LAST 10	STRENGTH OF	OPP. STRENGTH	TEAM	ADJ.	CONF.	ADJ CONF.
Average RPI Loss:	71	RECORD	PCT. RANK	GAMES	SCHEDULE	OF SCHEDULE	RPI	RPI	RPI	RPI
DIV. I ONLY	9- 3	54	5- 3	109	102	42	42	12	12	
DIV. I NON-CONF.	9- 3	61	7- 3	113	106	42	42	12	12	
TOTALS	RPI 1-25	RPI 26-50	W-L RECORDS	RPI 51-100	RPI 101-150	RPI 150+				
9- 3	0- 2	1- 0	OVERALL	0- 0	2- 0	6- 1				
4- 0	0- 0	0- 0	HOME	0- 0	1- 0	3- 0				
3- 3	0- 2	1- 0	AWAY	0- 0	0- 0	2- 1				
2- 0	0- 0	0- 0	NEUTRAL	0- 0	1- 0	1- 0				
9- 3	0- 2	1- 0	NON-CONFERENCE	0- 0	2- 0	6- 1				
4- 0	0- 0	0- 0	HOME	0- 0	1- 0	3- 0				
3- 3	0- 2	1- 0	AWAY	0- 0	0- 0	2- 1				
2- 0	0- 0	0- 0	NEUTRAL	0- 0	1- 0	1- 0				
0- 0	0- 0	0- 0	CONFERENCE	0- 0	0- 0	0- 0				
0- 0	0- 0	0- 0	HOME	0- 0	0- 0	0- 0				
0- 0	0- 0	0- 0	AWAY	0- 0	0- 0	0- 0				
0- 0	0- 0	0- 0	NEUTRAL	0- 0	0- 0	0- 0				

RPI 1-25				RPI 26-50				Team's RPI: 42	RPI 51-100				RPI 101+			
RPI	S	Opponent	Score	RPI	S	Opponent	Score		RPI	S	Opponent	Score	RPI	S	Opponent	Score
12	A	Baylor	42 96	49	A	Indiana St.	62 52						128	N	Marist	57 50
19	A	South Fla.	62 78										140	H	Texas St.	75 57
													169	A	UCF	67 49
													181	A	Florida	54 59
													234	A	Valparaiso	73 62
													247	N	Utah St.	84 64
													252	H	Bethune-Cookman	91 61
													268	H	Campbell	76 63
													283	H	UNCW	72 55
LAST 12 Division I GAMES:																
234	A	Valparaiso	73 62	181	A	Florida	54 59									
283	H	UNCW	72 55	19	A	South Fla.	62 78									
140	H	Texas St.	75 57	247	N	Utah St.	84 64									
268	H	Campbell	76 63	12	A	Baylor	42 96									
169	A	UCF	67 49	128	N	Marist	57 50									
252	H	Bethune-Cookman	91 61	49	A	Indiana St.	62 52									

Non-Div I Games: Webber Int'l 90 27 Warner 101 40

Stetson

Average RPI Win:	260	WON-LOST	WINNING	LAST 10	STRENGTH OF	OPP. STRENGTH	TEAM	ADJ.	CONF.	ADJ CONF.
Average RPI Loss:	168	RECORD	PCT. RANK	GAMES	SCHEDULE	OF SCHEDULE	RPI	RPI	RPI	RPI
DIV. I ONLY	7- 7	161	4- 6	305	285	247	247	23	23	
DIV. I NON-CONF.	7- 6	154	6- 5	320	272	229	229	24	24	
TOTALS	RPI 1-25	RPI 26-50	W-L RECORDS	RPI 51-100	RPI 101-150	RPI 150+				
7- 7	0- 1	0- 0	OVERALL	1- 1	1- 0	5- 5				
6- 1	0- 0	0- 0	HOME	1- 0	1- 0	4- 1				
1- 6	0- 1	0- 0	AWAY	0- 1	0- 0	1- 4				
0- 0	0- 0	0- 0	NEUTRAL	0- 0	0- 0	0- 0				
7- 6	0- 1	0- 0	NON-CONFERENCE	1- 1	1- 0	5- 4				
6- 0	0- 0	0- 0	HOME	1- 0	1- 0	4- 0				
1- 6	0- 1	0- 0	AWAY	0- 1	0- 0	1- 4				
0- 0	0- 0	0- 0	NEUTRAL	0- 0	0- 0	0- 0				
0- 1	0- 0	0- 0	CONFERENCE	0- 0	0- 0	0- 1				
0- 1	0- 0	0- 0	HOME	0- 0	0- 0	0- 1				
0- 0	0- 0	0- 0	AWAY	0- 0	0- 0	0- 0				
0- 0	0- 0	0- 0	NEUTRAL	0- 0	0- 0	0- 0				

RPI 1-25				RPI 26-50				RPI 51-100				RPI 101+ Team's RPI: 247			
RPI	S	Opponent	Score	RPI	S	Opponent	Score	RPI	S	Opponent	Score	RPI	S	Opponent	Score
15	A	Duke	42 72					55	A	Iowa St.	64 74	107	H	Lafayette	60 58
								82	H	Western Mich.	59 55	156	H	New Hampshire	52 60
												168	A	Army	59 68
												176	A	Iona	62 73
												285	A	Morgan St.	50 48
												293	A	Wagner	70 76
												316	A	St. Francis Brooklyn	55 57
												326	H	Columbia	82 68
												336	H	Norfolk St.	52 46
												339	H	Bradley	79 63
												343	H	Saint Peter's	56 40
LAST 12 Division I GAMES:															
156	H	New Hampshire	52 60	107	H	Lafayette	60 58								
336	H	Norfolk St.	52 46	285	A	Morgan St.	50 48								
82	H	Western Mich.	59 55	55	A	Iowa St.	64 74								
293	A	Wagner	70 76	316	A	St. Francis Brooklyn	55 57								
339	H	Bradley	79 63	176	A	Iona	62 73								
326	H	Columbia	82 68	15	A	Duke	42 72								

Non-Div I Games:

Stony Brook

■ Loss,
 ■ Non-Conf,
 ■ S Site,
 ■ H Home
 ■ A Away
 N Neutral

Syracuse

Through Games Of Jan. 4, 2015

Average RPI Win:	199	WON-LOST	WINNING	LAST 10	STRENGTH OF	OPP. STRENGTH	TEAM	ADJ.	CONF.	ADJ CONF.
Average RPI Loss:	29	RECORD	PCT. RANK	GAMES	SCHEDULE	OF SCHEDULE	RPI	RPI	RPI	RPI
DIV. I ONLY	10- 4	66	6- 4	71	100	64	64	2	2	
DIV. I NON-CONF.	10- 3	54	8- 3	120	150	67	67	2	2	
TOTALS	RPI 1-25	RPI 26-50	W-L RECORDS	RPI 51-100	RPI 101-150	RPI 150+				
10- 4	0- 3	0- 0	OVERALL	1- 1	3- 0	6- 0				
7- 1	0- 1	0- 0	HOME	0- 0	2- 0	5- 0				
2- 0	0- 0	0- 0	AWAY	0- 0	1- 0	1- 0				
1- 3	0- 2	0- 0	NEUTRAL	1- 1	0- 0	0- 0				
10- 3	0- 2	0- 0	NON-CONFERENCE	1- 1	3- 0	6- 0				
7- 0	0- 0	0- 0	HOME	0- 0	2- 0	5- 0				
2- 0	0- 0	0- 0	AWAY	0- 0	1- 0	1- 0				
1- 3	0- 2	0- 0	NEUTRAL	1- 1	0- 0	0- 0				
0- 1	0- 1	0- 0	CONFERENCE	0- 0	0- 0	0- 0				
0- 1	0- 1	0- 0	HOME	0- 0	0- 0	0- 0				
0- 0	0- 0	0- 0	AWAY	0- 0	0- 0	0- 0				
0- 0	0- 0	0- 0	NEUTRAL	0- 0	0- 0	0- 0				

RPI 1-25				RPI 26-50				RPI 51-100 Team's RPI: 64				RPI 101+			
RPI	S	Opponent	Score	RPI	S	Opponent	Score	RPI	S	Opponent	Score	RPI	S	Opponent	Score
1	H	Notre Dame	74 85					88	N	Michigan St.	76 89	106	A	Duquesne	90 84
12	N	Baylor	72 74					93	N	East Carolina	69 58	121	H	Cornell	76 59
13	N	South Carolina	63 67									130	H	Fordham	59 42
												154	H	Central Conn. St.	74 43
												235	H	Penn St.	61 39
												245	H	Canisius	70 37
												281	A	Jacksonville	77 61
												299	H	Vermont	94 63
												328	H	N.C. Central	70 25
LAST 12 Division I GAMES:															
1	H	Notre Dame	74 85	12	N	Baylor	72 74								
154	H	Central Conn. St.	74 43	245	H	Canisius	70 37								
121	H	Cornell	76 59	328	H	N.C. Central	70 25								
88	N	Michigan St.	76 89	235	H	Penn St.	61 39								
93	N	East Carolina	69 58	299	H	Vermont	94 63								
281	A	Jacksonville	77 61	13	N	South Carolina	63 67								

Non-Div I Games:

Syracuse

■ Loss,
 ■ Non-Conf,
 ■ S Site,
 ■ H Home
 ■ A Away
 N Neutral

Average RPI Win:	251	WON-LOST	WINNING	LAST 10	STRENGTH OF	OPP. STRENGTH	TEAM	ADJ.	CONF.	ADJ CONF.
Average RPI Loss:	70	RECORD	PCT. RANK	GAMES	SCHEDULE	OF SCHEDULE	RPI	RPI	RPI	RPI
DIV. I ONLY	8- 4	85	7- 3	287	110	177	177	3	3	
DIV. I NON-CONF.	8- 3	71	8- 3	323	107	190	190	4	4	
TOTALS	RPI 1-25	RPI 26-50	W-L RECORDS	RPI 51-100	RPI 101-150	RPI 150+				
8- 4	0- 0	0- 2	OVERALL	0- 1	0- 1	8- 0				
7- 1	0- 0	0- 1	HOME	0- 0	0- 0	7- 0				
0- 2	0- 0	0- 1	AWAY	0- 1	0- 0	0- 0				
1- 1	0- 0	0- 0	NEUTRAL	0- 0	0- 1	1- 0				
8- 3	0- 0	0- 2	NON-CONFERENCE	0- 0	0- 1	8- 0				
7- 1	0- 0	0- 1	HOME	0- 0	0- 0	7- 0				
0- 1	0- 0	0- 1	AWAY	0- 0	0- 0	0- 0				
1- 1	0- 0	0- 0	NEUTRAL	0- 0	0- 1	1- 0				
0- 1	0- 0	0- 0	CONFERENCE	0- 1	0- 0	0- 0				
0- 0	0- 0	0- 0	HOME	0- 0	0- 0	0- 0				
0- 1	0- 0	0- 0	AWAY	0- 1	0- 0	0- 0				
0- 0	0- 0	0- 0	NEUTRAL	0- 0	0- 0	0- 0				

RPI S	Opponent	Score	RPI S	Opponent	Score	RPI S	Opponent	Score	RPI S	Opponent	Score	Team's RPI: 177
36	H Texas A&M	71 82	44	A Georgia	53 62	72	A Texas Tech	37 52	126	N Colorado St.	62 76	
202	H Prairie View	56 50	216	H SMU	73 63	229	H Houston Baptist	87 64	260	H Texas Southern	69 52	
273	H UC Irvine	78 56	315	H Sam Houston St.	79 55	273	H UC Irvine	78 56	315	H Sam Houston St.	79 55	
229	H Houston Baptist	87 64	216	H SMU	73 63	260	H Texas Southern	69 52	319	H Lamar	72 68	
LAST 12 Division I GAMES:												
72	A Texas Tech	37 52	319	H Lamar	72 68	273	H UC Irvine	78 56	36	H Texas A&M	71 82	
315	H Sam Houston St.	79 55	190	N Missouri St.	82 68	202	H Prairie View	56 50	126	N Colorado St.	62 76	
229	H Houston Baptist	87 64	260	H Texas Southern	69 52	44	A Georgia	53 62	260	H Texas Southern	69 52	
			216	H SMU	73 63							

Non-Div I Games:

TCU

Average RPI Win:	219	WON-LOST	WINNING	LAST 10	STRENGTH OF	OPP. STRENGTH	TEAM	ADJ.	CONF.	ADJ CONF.
Average RPI Loss:	105	RECORD	PCT. RANK	GAMES	SCHEDULE	OF SCHEDULE	RPI	RPI	RPI	RPI
DIV. I ONLY	7- 8	180	5- 5	194	54	174	174	9	9	
DIV. I NON-CONF.	4- 8	233	2- 7	152	59	210	210	8	8	
TOTALS	RPI 1-25	RPI 26-50	W-L RECORDS	RPI 51-100	RPI 101-150	RPI 150+				
7- 8	0- 0	0- 1	OVERALL	0- 2	2- 4	5- 1				
2- 4	0- 0	0- 1	HOME	0- 1	1- 1	1- 1				
3- 3	0- 0	0- 0	AWAY	0- 1	1- 2	2- 0				
2- 1	0- 0	0- 0	NEUTRAL	0- 0	0- 1	2- 0				
4- 8	0- 0	0- 1	NON-CONFERENCE	0- 2	1- 4	3- 1				
1- 4	0- 0	0- 1	HOME	0- 1	1- 1	0- 1				
1- 3	0- 0	0- 0	AWAY	0- 1	0- 2	1- 0				
2- 1	0- 0	0- 0	NEUTRAL	0- 0	0- 1	2- 0				
3- 0	0- 0	0- 0	CONFERENCE	0- 0	1- 0	2- 0				
1- 0	0- 0	0- 0	HOME	0- 0	0- 0	1- 0				
2- 0	0- 0	0- 0	AWAY	0- 0	1- 0	1- 0				
0- 0	0- 0	0- 0	NEUTRAL	0- 0	0- 0	0- 0				

RPI S	Opponent	Score	RPI S	Opponent	Score	RPI S	Opponent	Score	RPI S	Opponent	Score	Team's RPI: 174
30	H Florida St.	62 66	53	H Rutgers	55 88	102	A Saint Joseph's	74 78				
			76	A Kansas	56 76	114	A Villanova	59 64				
						130	H Fordham	64 71				
						142	A Memphis	58 57				
						145	H La Salle	75 72				
						148	N Alabama	51 58				
						161	N Harvard	81 69				
						185	H Delaware	58 69				
						216	H SMU	77 64				
						263	N Georgetown	81 58				
						300	A Howard	78 48				
						305	A Cincinnati	81 64				
LAST 12 Division I GAMES:												
305	A Cincinnati	81 64	300	A Howard	78 48							
216	H SMU	77 64	30	H Florida St.	62 66							
142	A Memphis	58 57	53	H Rutgers	55 88							
114	A Villanova	59 64	130	H Fordham	64 71							
148	N Alabama	51 58	185	H Delaware	58 69							
76	A Kansas	56 76	161	N Harvard	81 69							

Non-Div I Games:

Temple

Tennessee

Through Games Of Jan. 4, 2015

Average RPI Win:	146	WON-LOST	WINNING	LAST 10	STRENGTH OF	OPP. STRENGTH	TEAM	ADJ.	CONF.	ADJ CONF.
Average RPI Loss:	27	RECORD	PCT. RANK	GAMES	SCHEDULE	OF SCHEDULE	RPI	RPI	RPI	RPI
DIV. I ONLY	11- 2	23	8- 2	14	68	5	5	5	5	5
DIV. I NON-CONF.	10- 2	31	9- 2	22	57	6	6	5	5	5
TOTALS	RPI 1-25	RPI 26-50	W-L RECORDS	RPI 51-100	RPI 101-150	RPI 150+				
11- 2	0- 1	3- 1	OVERALL	2- 0	1- 0	5- 0				
9- 0	0- 0	3- 0	HOME	1- 0	1- 0	4- 0				
2- 2	0- 1	0- 1	AWAY	1- 0	0- 0	1- 0				
0- 0	0- 0	0- 0	NEUTRAL	0- 0	0- 0	0- 0				
10- 2	0- 1	3- 1	NON-CONFERENCE	2- 0	0- 0	5- 0				
8- 0	0- 0	3- 0	HOME	1- 0	0- 0	4- 0				
2- 2	0- 1	0- 1	AWAY	1- 0	0- 0	1- 0				
0- 0	0- 0	0- 0	NEUTRAL	0- 0	0- 0	0- 0				
1- 0	0- 0	0- 0	CONFERENCE	0- 0	1- 0	0- 0				
1- 0	0- 0	0- 0	HOME	0- 0	1- 0	0- 0				
0- 0	0- 0	0- 0	AWAY	0- 0	0- 0	0- 0				
0- 0	0- 0	0- 0	NEUTRAL	0- 0	0- 0	0- 0				

RPI 1-25				RPI 26-50				RPI 51-100				RPI 101+			
RPI	S	Opponent	Score	RPI	S	Opponent	Score	RPI	S	Opponent	Score	RPI	S	Opponent	Score
11	A	Texas	59 72	29	H	Oregon St.	74 63	53	A	Rutgers	55 45	133	H	Missouri	63 53
				35	H	Wichita St.	54 51	96	H	Penn	97 52	158	H	Winthrop	81 48
				43	A	Chattanooga	63 67					226	H	Tennessee St.	97 46
				45	H	Stanford	59 40					243	H	Oral Roberts	91 39
												289	H	Saint Francis (PA)	111 44
												295	A	Lipscomb	85 51
LAST 12 Division I GAMES:															
133	H	Missouri	63 53	53	A	Rutgers	55 45								
29	H	Oregon St.	74 63	295	A	Lipscomb	85 51								
45	H	Stanford	59 40	289	H	Saint Francis (PA)	111 44								
35	H	Wichita St.	54 51	11	A	Texas	59 72								
158	H	Winthrop	81 48	43	A	Chattanooga	63 67								
243	H	Oral Roberts	91 39	226	H	Tennessee St.	97 46								

Non-Div I Games:

Tennessee

■ Loss,
 ■ Non-Conf, S Site,
 ■ Home
 ■ Away
 N Neutral

Average RPI Win:	295	WON-LOST	WINNING	LAST 10	STRENGTH OF	OPP. STRENGTH	TEAM	ADJ.	CONF.	ADJ CONF.
Average RPI Loss:	115	RECORD	PCT. RANK	GAMES	SCHEDULE	OF SCHEDULE	RPI	RPI	RPI	RPI
DIV. I ONLY	4- 8	241	1- 1	128	272	226	226	27	27	
DIV. I NON-CONF.	3- 8	264	0- 1	119	239	235	235	27	27	
TOTALS	RPI 1-25	RPI 26-50	W-L RECORDS	RPI 51-100	RPI 101-150	RPI 150+				
4- 8	0- 2	0- 0	OVERALL	0- 3	0- 0	4- 3				
2- 5	0- 0	0- 0	HOME	0- 2	0- 0	2- 3				
2- 3	0- 0	0- 0	AWAY	0- 1	0- 0	2- 0				
0- 0	0- 0	0- 0	NEUTRAL	0- 0	0- 0	0- 0				
3- 8	0- 2	0- 0	NON-CONFERENCE	0- 3	0- 0	3- 3				
1- 5	0- 0	0- 0	HOME	0- 2	0- 0	1- 3				
2- 3	0- 2	0- 0	AWAY	0- 1	0- 0	2- 0				
0- 0	0- 0	0- 0	NEUTRAL	0- 0	0- 0	0- 0				
1- 0	0- 0	0- 0	CONFERENCE	0- 0	0- 0	1- 0				
1- 0	0- 0	0- 0	HOME	0- 0	0- 0	1- 0				
0- 0	0- 0	0- 0	AWAY	0- 0	0- 0	0- 0				
0- 0	0- 0	0- 0	NEUTRAL	0- 0	0- 0	0- 0				

RPI 1-25				RPI 26-50				RPI 51-100				RPI 101+ Team's RPI: 226			
RPI	S	Opponent	Score	RPI	S	Opponent	Score	RPI	S	Opponent	Score	RPI	S	Opponent	Score
3	A	Kentucky	75 87					51	H	Youngstown St.	66 73	157	H	North Florida	53 54
5	A	Tennessee	46 97					74	A	North Carolina St.	55 84	205	H	Troy	71 75
								92	H	Kennesaw St.	56 65	270	H	Southeast Mo. St.	62 55
												281	H	Jacksonville	64 61
												295	A	Lipscomb	73 55
												334	A	A&M-Corpus Christi	72 61
												336	H	Norfolk St.	58 65
LAST 12 Division I GAMES:															
270	H	Southeast Mo. St.	62 55	281	H	Jacksonville	64 61	334	A	A&M-Corpus Christi	72 61	157	H	North Florida	53 54
74	A	North Carolina St.	55 84	51	H	Youngstown St.	66 73	336	H	Norfolk St.	58 65	5	A	Tennessee	46 97
3	A	Kentucky	75 87												
205	H	Troy	71 75												
295	A	Lipscomb	73 55												
92	H	Kennesaw St.	56 65												

Non-Div I Games:

Tennessee St.

Average RPI Win:	310	WON-LOST	WINNING	LAST 10	STRENGTH OF	OPP. STRENGTH	TEAM	ADJ.	CONF.	ADJ CONF.
Average RPI Loss:	181	RECORD	PCT. RANK	GAMES	SCHEDULE	OF SCHEDULE	RPI	RPI	RPI	RPI
DIV. I ONLY	3- 12	300	2- 8	312	189	320	320	27	27	
DIV. I NON-CONF.	3- 10	287	2- 8	299	158	302	302	27	27	
TOTALS	RPI 1-25	RPI 26-50	W-L RECORDS	RPI 51-100	RPI 101-150	RPI 150+				
3- 12	0- 0	0- 2	OVERALL	0- 1	0- 0	3- 9				
1- 2	0- 0	0- 2	HOME	0- 0	0- 0	1- 0				
1- 9	0- 0	0- 0	AWAY	0- 1	0- 0	1- 8				
1- 1	0- 0	0- 0	NEUTRAL	0- 0	0- 0	1- 1				
3- 10	0- 0	0- 2	NON-CONFERENCE	0- 1	0- 0	3- 7				
1- 2	0- 0	0- 2	HOME	0- 0	0- 0	1- 0				
1- 7	0- 0	0- 0	AWAY	0- 1	0- 0	1- 6				
1- 1	0- 0	0- 0	NEUTRAL	0- 0	0- 0	1- 1				
0- 2	0- 0	0- 0	CONFERENCE	0- 0	0- 0	0- 2				
0- 0	0- 0	0- 0	HOME	0- 0	0- 0	0- 0				
0- 2	0- 0	0- 0	AWAY	0- 0	0- 0	0- 2				
0- 0	0- 0	0- 0	NEUTRAL	0- 0	0- 0	0- 0				

RPI 1-25				RPI 26-50				RPI 51-100				RPI 101+				Team's RPI: 320	
RPI	S	Opponent	Score	RPI	S	Opponent	Score	RPI	S	Opponent	Score	RPI	S	Opponent	Score		
				26	H	Middle Tenn.	76 98	86	A	Clemson	61 76	151	A	Southern Miss.	58 80		
				44	H	Georgia	51 74					166	A	Wake Forest	62 89		
												182	A	Mercer	67 73		
												215	N	N.C. A&T	49 54		
												217	A	Georgia St.	60 72		
												234	A	Valparaiso	61 79		
												261	A	SIUE	69 83		
												285	N	Morgan St.	62 56		
												295	A	Lipscomb	53 72		
												297	A	Eastern Ill.	59 67		
												310	A	FIU	73 56		
												335	H	South Ala.	70 66		
LAST 12 Division I GAMES:																	
				261	A	SIUE	69 83			215	N	N.C. A&T	49 54				
				297	A	Eastern Ill.	59 67			295	A	Lipscomb	53 72				
				26	H	Middle Tenn.	76 98			335	H	South Ala.	70 66				
				285	N	Morgan St.	62 56			217	A	Georgia St.	60 72				
				44	H	Georgia	51 74			86	A	Clemson	61 76				
				182	A	Mercer	67 73			151	A	Southern Miss.	58 80				

Non-Div I Games:

Tennessee Tech

■ Loss,
■ Non-Conf,
■ S Site,
■ H Home
■ A Away
N Neutral

Average RPI Win:	236	WON-LOST	WINNING	LAST 10	STRENGTH OF	OPP. STRENGTH	TEAM	ADJ.	CONF.	ADJ CONF.
Average RPI Loss:	102	RECORD	PCT. RANK	GAMES	SCHEDULE	OF SCHEDULE	RPI	RPI	RPI	RPI
DIV. I ONLY	4- 7	227	3- 5	54	220	164	164	30	30	
DIV. I NON-CONF.	4- 7	218	3- 6	71	214	168	168	33	33	
TOTALS	RPI 1-25	RPI 26-50	W-L RECORDS	RPI 51-100	RPI 101-150	RPI 150+				
4- 7	0- 2	0- 1	OVERALL	0- 1	0- 2	4- 1				
3- 1	0- 0	0- 0	HOME	0- 0	0- 0	3- 1				
0- 5	0- 2	0- 0	AWAY	0- 1	0- 2	0- 0				
1- 1	0- 0	0- 1	NEUTRAL	0- 0	0- 0	1- 0				
4- 7	0- 2	0- 1	NON-CONFERENCE	0- 1	0- 2	4- 1				
3- 1	0- 0	0- 0	HOME	0- 0	0- 0	3- 1				
0- 5	0- 2	0- 0	AWAY	0- 1	0- 2	0- 0				
1- 1	0- 0	0- 1	NEUTRAL	0- 0	0- 0	1- 0				
0- 0	0- 0	0- 0	CONFERENCE	0- 0	0- 0	0- 0				
0- 0	0- 0	0- 0	HOME	0- 0	0- 0	0- 0				
0- 0	0- 0	0- 0	AWAY	0- 0	0- 0	0- 0				
0- 0	0- 0	0- 0	NEUTRAL	0- 0	0- 0	0- 0				

RPI 1-25				RPI 26-50				RPI 51-100				RPI 101+ Team's RPI: 164			
RPI	S	Opponent	Score	RPI	S	Opponent	Score	RPI	S	Opponent	Score	RPI	S	Opponent	Score
11	A	Texas	45 72	36	N	Texas A&M	61 63	72	A	Texas Tech	42 50	120	A	DePaul	70 93
12	A	Baylor	42 96									131	A	VCU	43 64
												197	N	New Mexico	61 59
												206	H	Eastern Mich.	81 75
												229	H	Houston Baptist	75 72
												313	H	Incarnate Word	65 61
												334	H	A&M-Corpus Christi	57 60
LAST 12 Division I GAMES:															
131	A	VCU	43 64	12	A	Baylor	42 96								
313	H	Incarnate Word	65 61	229	H	Houston Baptist	75 72								
72	A	Texas Tech	42 50	11	A	Texas	45 72								
334	H	A&M-Corpus Christi	57 60	206	H	Eastern Mich.	81 75								
197	N	New Mexico	61 59	36	N	Texas A&M	61 63								
				120	A	DePaul	70 93								

Non-Div I Games: Tex. A&M-Kingsville86 36 Concordia (TX) 72 31 Texas Lutheran 71 47

Tex.-Pan American

Average RPI Win:	142	WON-LOST	WINNING	LAST 10	STRENGTH OF	OPP. STRENGTH	TEAM	ADJ.	CONF.	ADJ CONF.
Average RPI Loss:	0	RECORD	PCT. RANK	GAMES	SCHEDULE	OF SCHEDULE	RPI	RPI	RPI	RPI
DIV. I ONLY	12- 0	1	10- 0	124	10	11	11	3	3	
DIV. I NON-CONF.	11- 0	1	11- 0	153	10	15	15	4	4	
TOTALS	RPI 1-25	RPI 26-50	W-L RECORDS	RPI 51-100	RPI 101-150	RPI 150+				
12- 0	1- 0	2- 0	OVERALL	2- 0	0- 0	7- 0				
9- 0	1- 0	0- 0	HOME	1- 0	0- 0	7- 0				
2- 0	0- 0	1- 0	AWAY	1- 0	0- 0	0- 0				
1- 0	0- 0	1- 0	NEUTRAL	0- 0	0- 0	0- 0				
11- 0	1- 0	2- 0	NON-CONFERENCE	1- 0	0- 0	7- 0				
8- 0	1- 0	0- 0	HOME	0- 0	0- 0	7- 0				
2- 0	0- 0	1- 0	AWAY	1- 0	0- 0	0- 0				
1- 0	0- 0	1- 0	NEUTRAL	0- 0	0- 0	0- 0				
1- 0	0- 0	0- 0	CONFERENCE	1- 0	0- 0	0- 0				
1- 0	0- 0	0- 0	HOME	1- 0	0- 0	0- 0				
0- 0	0- 0	0- 0	AWAY	0- 0	0- 0	0- 0				
0- 0	0- 0	0- 0	NEUTRAL	0- 0	0- 0	0- 0				

RPI 1-25				RPI 26-50				RPI 51-100				RPI 101+			
RPI	S	Opponent	Score	RPI	S	Opponent	Score	RPI	S	Opponent	Score	RPI	S	Opponent	Score
5	H	Tennessee	72 59	36	N	Texas A&M	67 65	59	A	UCLA	75 65	164	H	Tex.-Pan American	72 45
				45	A	Stanford	87 81	76	H	Kansas	60 46	179	H	McNeese St.	76 59
												183	H	Northwestern St.	74 34
												197	H	New Mexico	86 37
												239	H	Rice	77 54
												249	H	UTSA	68 48
												266	H	Southern U.	80 42
LAST 12 Division I GAMES:															
				76	H	Kansas	60 46	266	H	Southern U.	80 42				
				239	H	Rice	77 54	197	H	New Mexico	86 37				
				36	N	Texas A&M	67 65	5	H	Tennessee	72 59				
				179	H	McNeese St.	76 59	164	H	Tex.-Pan American	72 45				
				183	H	Northwestern St.	74 34	59	A	UCLA	75 65				
				249	H	UTSA	68 48	45	A	Stanford	87 81				

Non-Div I Games:

Texas

Average RPI Win:	169	WON-LOST	WINNING	LAST 10	STRENGTH OF	OPP. STRENGTH	TEAM	ADJ.	CONF.	ADJ CONF.
Average RPI Loss:	17	RECORD	PCT. RANK	GAMES	SCHEDULE	OF SCHEDULE	RPI	RPI	RPI	RPI
DIV. I ONLY	14- 2	14	8- 2	122	39	36	36	5	5	
DIV. I NON-CONF.	12- 2	26	8- 2	168	63	47	47	5	5	
TOTALS	RPI 1-25	RPI 26-50	W-L RECORDS	RPI 51-100	RPI 101-150	RPI 150+				
14- 2	1- 2	1- 0	OVERALL	1- 0	1- 0	10- 0				
8- 0	1- 0	1- 0	HOME	0- 0	0- 0	6- 0				
4- 1	0- 1	0- 0	AWAY	1- 0	1- 0	2- 0				
2- 1	0- 1	0- 0	NEUTRAL	0- 0	0- 0	2- 0				
12- 2	1- 2	0- 0	NON-CONFERENCE	0- 0	1- 0	10- 0				
7- 0	1- 0	0- 0	HOME	0- 0	0- 0	6- 0				
3- 1	0- 1	0- 0	AWAY	0- 0	1- 0	2- 0				
2- 1	0- 1	0- 0	NEUTRAL	0- 0	0- 0	2- 0				
2- 0	0- 0	1- 0	CONFERENCE	1- 0	0- 0	0- 0				
1- 0	0- 0	1- 0	HOME	0- 0	0- 0	0- 0				
1- 0	0- 0	0- 0	AWAY	1- 0	0- 0	0- 0				
0- 0	0- 0	0- 0	NEUTRAL	0- 0	0- 0	0- 0				

RPI 1-25				RPI 26-50				Team's RPI: 36		RPI 51-100				RPI 101+			
RPI	S	Opponent	Score	RPI	S	Opponent	Score		RPI	S	Opponent	Score		RPI	S	Opponent	Score
11	N	Texas	65 67	41	H	Vanderbilt	75 61		63	A	Arkansas	52 50		120	A	DePaul	76 68
15	H	Duke	63 59											164	N	Tex.-Pan American	63 61
22	A	Washington	49 70											177	A	TCU	82 71
														179	H	McNeese St.	93 27
														183	H	Northwestern St.	75 42
														197	N	New Mexico	66 52
														202	H	Prairie View	59 41
														216	A	SMU	70 62
														231	H	Houston	94 55
														239	H	Rice	76 55
														338	H	North Texas	75 38
LAST 12 Division I GAMES:																	
				63	A	Arkansas	52 50		231	H	Houston	94 55					
				41	H	Vanderbilt	75 61		216	A	SMU	70 62					
				338	H	North Texas	75 38		177	A	TCU	82 71					
				22	A	Washington	49 70		183	H	Northwestern St.	75 42					
				11	N	Texas	65 67		15	H	Duke	63 59					
				202	H	Prairie View	59 41		179	H	McNeese St.	93 27					

Non-Div I Games:

Texas A&M

Texas Southern

Through Games Of Jan. 4, 2015

Average RPI Win:	269	WON-LOST	WINNING	LAST 10	STRENGTH OF	OPP. STRENGTH	TEAM	ADJ.	CONF.	ADJ CONF.
Average RPI Loss:	186	RECORD	PCT. RANK	GAMES	SCHEDULE	OF SCHEDULE	RPI	RPI	RPI	RPI
DIV. I ONLY	4- 8	241	4- 6	292	290	260	260	33	33	
DIV. I NON-CONF.	3- 8	264	3- 8	248	282	267	267	30	30	
TOTALS	RPI 1-25	RPI 26-50	W-L RECORDS	RPI 51-100	RPI 101-150	RPI 150+				
4- 8	0- 0	0- 0	OVERALL	0- 3	0- 0	4- 5				
1- 1	0- 0	0- 0	HOME	0- 0	0- 0	1- 1				
2- 7	0- 0	0- 0	AWAY	0- 1	0- 0	2- 0				
1- 0	0- 0	0- 0	NEUTRAL	0- 0	0- 0	1- 0				
3- 8	0- 0	0- 0	NON-CONFERENCE	0- 3	0- 0	3- 5				
1- 1	0- 0	0- 0	HOME	0- 0	0- 0	1- 1				
1- 7	0- 0	0- 0	AWAY	0- 3	0- 0	1- 4				
1- 0	0- 0	0- 0	NEUTRAL	0- 0	0- 0	1- 0				
1- 0	0- 0	0- 0	CONFERENCE	0- 0	0- 0	1- 0				
0- 0	0- 0	0- 0	HOME	0- 0	0- 0	0- 0				
1- 0	0- 0	0- 0	AWAY	0- 0	0- 0	1- 0				
0- 0	0- 0	0- 0	NEUTRAL	0- 0	0- 0	0- 0				

RPI 1-25			RPI 26-50			RPI 51-100			RPI 101+			Team's RPI: 260
RPI	S	Opponent	Score	RPI	S	Opponent	Score	RPI	S	Opponent	Score	
						76 A Kansas	44 69	177 A TCU		52 69		
						79 A Oklahoma St.	58 77	179 A McNeese St.		70 74		
						84 A CSUN	50 63	229 A Houston Baptist		92 80		
								239 H Rice		69 63		
								244 H Tulsa		64 67		
								264 N IUPUI		71 61		
								315 A Sam Houston St.		54 61		
								334 A A&M-Corpus Christi		63 68		
								342 A Alcorn		75 66		
LAST 12 Division I GAMES:												
342 A Alcorn		75 66	315 A Sam Houston St.		54 61							
179 A McNeese St.		70 74	84 A CSUN		50 63							
239 H Rice		69 63	264 N IUPUI		71 61							
334 A A&M-Corpus Christi		63 68	244 H Tulsa		64 67							
229 A Houston Baptist		92 80	177 A TCU		52 69							
79 A Oklahoma St.		58 77	76 A Kansas		44 69							

Non-Div I Games:

Texas Southern

 Loss,
 Non-Conf,
 S Site,
 H Home
 A Away
 N Neutral

Average RPI Win: 261		WON-LOST	WINNING	LAST 10	STRENGTH OF	OPP. STRENGTH	TEAM	ADJ.	CONF.	ADJ CONF.
Average RPI Loss: 106		RECORD	PCT. RANK	GAMES	SCHEDULE	OF SCHEDULE	RPI	RPI	RPI	RPI
DIV. I ONLY		5- 4	144	5- 4	241	180	140	140	18	18
DIV. I NON-CONF.		3- 4	196	3- 4	217	156	192	192	18	18
TOTALS		RPI 1-25	RPI 26-50	W-L RECORDS	RPI 51-100	RPI 101-150	RPI 150+			
5- 4	0- 0		0- 1	OVERALL	0- 2	0- 0	5- 1			
1- 1	0- 0		0- 0	HOME	0- 0	0- 0	1- 1			
3- 3	0- 0		0- 1	AWAY	0- 2	0- 0	3- 0			
1- 0	0- 0		0- 0	NEUTRAL	0- 0	0- 0	1- 0			
3- 4	0- 0		0- 1	NON-CONFERENCE	0- 2	0- 0	3- 1			
1- 1	0- 0		0- 0	HOME	0- 0	0- 0	1- 1			
1- 3	0- 0		0- 1	AWAY	0- 2	0- 0	1- 0			
1- 0	0- 0		0- 0	NEUTRAL	0- 0	0- 0	1- 0			
2- 0	0- 0		0- 0	CONFERENCE	0- 0	0- 0	2- 0			
0- 0	0- 0		0- 0	HOME	0- 0	0- 0	0- 0			
2- 0	0- 0		0- 0	AWAY	0- 0	0- 0	2- 0			
0- 0	0- 0		0- 0	NEUTRAL	0- 0	0- 0	0- 0			

[illegible]

Non-Div I Games: Tex. A&M Int'l 83 65 Tex. A&M-Commerce 74 69

Texas St.

Loss, Non-Conf, S Site, H Home A Away N Neutral

Average RPI Win:	202	WON-LOST	WINNING	LAST 10	STRENGTH OF	OPP. STRENGTH	TEAM	ADJ.	CONF.	ADJ CONF.
Average RPI Loss:	56	RECORD	PCT. RANK	GAMES	SCHEDULE	OF SCHEDULE	RPI	RPI	RPI	RPI
DIV. I ONLY	11- 2	23	8- 2	162	161	72	72	3	3	
DIV. I NON-CONF.	10- 2	31	9- 2	189	138	80	80	4	4	
TOTALS	RPI 1-25	RPI 26-50	W-L RECORDS	RPI 51-100	RPI 101-150	RPI 150+				
11- 2	0- 0	0- 1	OVERALL	0- 1	2- 0	9- 0				
11- 0	0- 0	0- 0	HOME	0- 0	2- 0	9- 0				
0- 0	0- 0	0- 0	AWAY	0- 0	0- 0	0- 0				
0- 2	0- 0	0- 1	NEUTRAL	0- 1	0- 0	0- 0				
10- 2	0- 0	0- 1	NON-CONFERENCE	0- 1	2- 0	8- 0				
10- 0	0- 0	0- 0	HOME	0- 0	2- 0	8- 0				
0- 0	0- 0	0- 0	AWAY	0- 0	0- 0	0- 0				
0- 2	0- 0	0- 1	NEUTRAL	0- 1	0- 0	0- 0				
1- 0	0- 0	0- 0	CONFERENCE	0- 0	0- 0	1- 0				
1- 0	0- 0	0- 0	HOME	0- 0	0- 0	1- 0				
0- 0	0- 0	0- 0	AWAY	0- 0	0- 0	0- 0				
0- 0	0- 0	0- 0	NEUTRAL	0- 0	0- 0	0- 0				

RPI 1-25			RPI 26-50			RPI 51-100			Team's RPI: 72	RPI 101+		
RPI	S	Opponent	Score	RPI	S	Opponent	Score	RPI	S	Opponent	Score	
				38	N	Purdue	53 69	74	N	North Carolina St.	42 75	119 H Jacksonville St. 67 59
												140 H Texas St. 81 77
												164 H Tex.-Pan American 50 42
												171 H Abilene Christian 61 44
												177 H TCU 52 37
												187 H Arizona 57 54
												229 H Houston Baptist 60 59
												231 H Houston 60 54
												249 H UTSA 64 48
												272 H Nicholls St. 76 49
												285 H Morgan St. 65 57
LAST 12 Division I GAMES:												
231	H	Houston	60 54	177	H	TCU	52 37					
249	H	UTSA	64 48	229	H	Houston Baptist	60 59					
272	H	Nicholls St.	76 49	38	N	Purdue	53 69					
164	H	Tex.-Pan American	50 42	285	H	Morgan St.	65 57					
171	H	Abilene Christian	61 44	187	H	Arizona	57 54					
74	N	North Carolina St.	42 75	140	H	Texas St.	81 77					

Non-Div I Games:

Texas Tech

Texas-Arlington

Through Games Of Jan. 4, 2015

Average RPI Win:	306	WON-LOST	WINNING	LAST 10	STRENGTH OF	OPP. STRENGTH	TEAM	ADJ.	CONF.	ADJ CONF.
Average RPI Loss:	114	RECORD	PCT. RANK	GAMES	SCHEDULE	OF SCHEDULE	RPI	RPI	RPI	RPI
DIV. I ONLY	6- 3	85	0- 1	319	287	194	194	18	18	
DIV. I NON-CONF.	4- 3	134	0- 1	246	311	174	174	18	18	
TOTALS	RPI 1-25	RPI 26-50	W-L RECORDS	RPI 51-100	RPI 101-150	RPI 150+				
6- 3	0- 0	0- 1	OVERALL	0- 1	0- 0	6- 1				
4- 1	0- 0	0- 0	HOME	0- 0	0- 0	4- 1				
2- 2	0- 0	0- 1	AWAY	0- 0	0- 0	2- 0				
0- 0	0- 0	0- 0	NEUTRAL	0- 0	0- 0	0- 0				
4- 3	0- 0	0- 1	NON-CONFERENCE	0- 1	0- 0	4- 1				
2- 1	0- 0	0- 0	HOME	0- 0	0- 0	2- 1				
2- 2	0- 0	0- 1	AWAY	0- 1	0- 0	2- 0				
0- 0	0- 0	0- 0	NEUTRAL	0- 0	0- 0	0- 0				
2- 0	0- 0	0- 0	CONFERENCE	0- 0	0- 0	2- 0				
2- 0	0- 0	0- 0	HOME	0- 0	0- 0	2- 0				
0- 0	0- 0	0- 0	AWAY	0- 0	0- 0	0- 0				
0- 0	0- 0	0- 0	NEUTRAL	0- 0	0- 0	0- 0				

RPI 1-25				RPI 26-50				RPI 51-100				RPI 101+				Team's RPI: 194	
RPI	S	Opponent	Score	RPI	S	Opponent	Score	RPI	S	Opponent	Score	RPI	S	Opponent	Score		
				35	A	Wichita St.	61 71	58	A	Kansas St.	41 45	229	H	Houston Baptist	83 73		
												249	H	UTSA	55 63		
												279	H	Ga. Southern	64 52		
												321	H	Northern Ariz.	80 62		
												334	A	A&M-Corpus Christi	42 28		
												335	H	South Ala.	59 49		
												338	A	North Texas	46 38		
LAST 12 Division I GAMES:																	
				279	H	Ga. Southern	64 52	35	A	Wichita St.	61 71						
				338	A	North Texas	46 38	335	H	South Ala.	59 49						
				334	A	A&M-Corpus Christi	42 28	229	H	Houston Baptist	83 73						
				58	A	Kansas St.	41 45										
				249	H	UTSA	55 63										
				321	H	Northern Ariz.	80 62										

Non-Div I Games: Missouri Valley 90 32 McMurry 82 25

Texas-Arlington

Loss, Non-Conf, S Site, H Home A Away N Neutral

Average RPI Win:	157	WON-LOST	WINNING	LAST 10	STRENGTH OF	OPP. STRENGTH	TEAM	ADJ.	CONF.	ADJ CONF.
Average RPI Loss:	108	RECORD	PCT. RANK	GAMES	SCHEDULE	OF SCHEDULE	RPI	RPI	RPI	RPI
DIV. I ONLY	7- 4	108	1- 0	78	103	73	73	16	16	
DIV. I NON-CONF.	6- 4	130	1- 0	44	100	62	62	16	16	
TOTALS	RPI 1-25	RPI 26-50	W-L RECORDS	RPI 51-100	RPI 101-150	RPI 150+				
7- 4	0- 1	0- 1	OVERALL	2- 0	2- 1	3- 1				
3- 1	0- 0	0- 0	HOME	1- 0	1- 0	1- 1				
0- 3	0- 1	0- 1	AWAY	0- 0	0- 1	0- 0				
4- 0	0- 0	0- 0	NEUTRAL	1- 0	1- 0	2- 0				
6- 4	0- 1	0- 1	NON-CONFERENCE	2- 0	2- 1	2- 1				
2- 1	0- 0	0- 0	HOME	1- 0	1- 0	0- 1				
0- 3	0- 1	0- 1	AWAY	0- 0	0- 1	0- 0				
4- 0	0- 0	0- 0	NEUTRAL	1- 0	1- 0	2- 0				
1- 0	0- 0	0- 0	CONFERENCE	0- 0	0- 0	1- 0				
1- 0	0- 0	0- 0	HOME	0- 0	0- 0	1- 0				
0- 0	0- 0	0- 0	AWAY	0- 0	0- 0	0- 0				
0- 0	0- 0	0- 0	NEUTRAL	0- 0	0- 0	0- 0				

RPI 1-25				RPI 26-50				RPI 51-100				Team's RPI: 73		RPI 101+			
RPI	S	Opponent	Score	RPI	S	Opponent	Score	RPI	S	Opponent	Score		RPI	S	Opponent	Score	
8	A	Dayton	57 79	38	A	Purdue	48 66	89	H	St. Bonaventure	64 58		123	H	Idaho	80 67	
								91	N	Virginia	64 62		125	N	Southern Ill.	64 48	
													127	A	Cleveland St.	71 81	
													187	N	Arizona	69 54	
													208	N	Nevada	65 56	
													257	H	Detroit	72 83	
													276	H	Miami (OH)	63 53	
LAST 12 Division I GAMES:																	
123	H	Idaho	80 67	187	N	Arizona	69 54										
8	A	Dayton	57 79	276	H	Miami (OH)	63 53										
91	N	Virginia	64 62	125	N	Southern Ill.	64 48										
38	A	Purdue	48 66	208	N	Nevada	65 56										
89	H	St. Bonaventure	64 58	257	H	Detroit	72 83										
127	A	Cleveland St.	71 81														

Non-Div I Games: Wis.-Parkside 70 43

Toledo

■ Loss,
 ■ Non-Conf,
 ■ S Site,
 ■ H Home
 ■ A Away
 N Neutral

Average RPI Win:	307	WON-LOST	WINNING	LAST 10	STRENGTH OF	OPP. STRENGTH	TEAM	ADJ.	CONF.	ADJ CONF.
Average RPI Loss:	122	RECORD	PCT. RANK	GAMES	SCHEDULE	OF SCHEDULE	RPI	RPI	RPI	RPI
DIV. I ONLY	4- 9	253	3- 7	86	307	196	196	10	10	
DIV. I NON-CONF.	4- 8	233	4- 7	127	325	219	219	10	10	
TOTALS	RPI 1-25	RPI 26-50	W-L RECORDS	RPI 51-100	RPI 101-150	RPI 150+				
4- 9	0- 3	0- 0	OVERALL	0- 1	0- 2	4- 3				
2- 2	0- 1	0- 0	HOME	0- 1	0- 0	2- 0				
2- 5	0- 2	0- 0	AWAY	0- 0	0- 0	2- 2				
0- 2	0- 0	0- 0	NEUTRAL	0- 0	0- 2	0- 0				
4- 8	0- 2	0- 0	NON-CONFERENCE	0- 1	0- 2	4- 3				
2- 2	0- 1	0- 0	HOME	0- 1	0- 0	2- 0				
2- 4	0- 1	0- 0	AWAY	0- 0	0- 0	2- 3				
0- 2	0- 0	0- 0	NEUTRAL	0- 0	0- 2	0- 0				
0- 1	0- 1	0- 0	CONFERENCE	0- 0	0- 0	0- 0				
0- 0	0- 0	0- 0	HOME	0- 0	0- 0	0- 0				
0- 1	0- 1	0- 0	AWAY	0- 0	0- 0	0- 0				
0- 0	0- 0	0- 0	NEUTRAL	0- 0	0- 0	0- 0				

RPI 1-25				RPI 26-50				RPI 51-100				RPI 101+ Team's RPI: 196			
RPI	S	Opponent	Score	RPI	S	Opponent	Score	RPI	S	Opponent	Score	RPI	S	Opponent	Score
16	A	James Madison	66 67					83	H	North Dakota	52 54	144	N	Rhode Island	49 60
17	A	Maryland	52 81									145	N	La Salle	49 62
21	H	George Washington	48 82									166	A	Wake Forest	64 74
												235	A	Penn St.	64 71
												265	H	George Mason	72 70
												267	A	Navy	51 55
												308	A	Loyola Maryland	63 50
												325	A	UMBC	59 54
												329	H	Rider	53 51
LAST 12 Division I GAMES:															
267	A	Navy	51 55	16	A	James Madison	66 67	21	H	George Washington	48 82	265	H	George Mason	72 70
145	N	La Salle	49 62	83	H	North Dakota	52 54	17	A	Maryland	52 81	166	A	Wake Forest	64 74
144	N	Rhode Island	49 60	325	A	UMBC	59 54	308	A	Loyola Maryland	63 50				
329	H	Rider	53 51												

Non-Div I Games:

Towson

Average RPI Win:	241	WON-LOST	WINNING	LAST 10	STRENGTH OF	OPP. STRENGTH	TEAM	ADJ.	CONF.	ADJ CONF.
Average RPI Loss:	150	RECORD	PCT. RANK	GAMES	SCHEDULE	OF SCHEDULE	RPI	RPI	RPI	RPI
DIV. I ONLY	6- 5	147	6- 4	301	226	205	205	18	18	
DIV. I NON-CONF.	5- 4	138	5- 4	334	192	239	239	18	18	
TOTALS	RPI 1-25	RPI 26-50	W-L RECORDS	RPI 51-100	RPI 101-150	RPI 150+				
6- 5	0- 0	0- 0	OVERALL	0- 1	0- 2	6- 2				
3- 2	0- 0	0- 0	HOME	0- 0	0- 1	3- 1				
3- 3	0- 0	0- 0	AWAY	0- 1	0- 1	3- 1				
0- 0	0- 0	0- 0	NEUTRAL	0- 0	0- 0	0- 0				
5- 4	0- 0	0- 0	NON-CONFERENCE	0- 1	0- 1	5- 2				
3- 1	0- 0	0- 0	HOME	0- 0	0- 0	3- 1				
2- 3	0- 0	0- 0	AWAY	0- 1	0- 1	2- 1				
0- 0	0- 0	0- 0	NEUTRAL	0- 0	0- 0	0- 0				
1- 1	0- 0	0- 0	CONFERENCE	0- 0	0- 1	1- 0				
0- 1	0- 0	0- 0	HOME	0- 0	0- 1	0- 0				
1- 0	0- 0	0- 0	AWAY	0- 0	0- 0	1- 0				
0- 0	0- 0	0- 0	NEUTRAL	0- 0	0- 0	0- 0				

RPI 1-25			RPI 26-50			RPI 51-100			RPI 101+			Team's RPI: 205
RPI	S	Opponent	Score	RPI	S	Opponent	Score	RPI	S	Opponent	Score	
						86 A Clemson	73 82			112 A Auburn	54 71	
										140 H Texas St.	72 74	
										178 A La.-Lafayette	60 55	
										192 A Evansville	85 94	
										207 H Samford	76 67	
										218 H Savannah St.	80 83	
										222 H Southeastern La.	80 78	
										226 A Tennessee St.	75 71	
										304 H Alabama St.	70 50	
										306 A Florida A&M	65 59	
LAST 12 Division I GAMES:												
218	H	Savannah St.	80 83	178	A	La.-Lafayette	60 55					
306	A	Florida A&M	65 59	140	H	Texas St.	72 74					
222	H	Southeastern La.	80 78	226	A	Tennessee St.	75 71					
86	A	Clemson	73 82	192	A	Evansville	85 94					
112	A	Auburn	54 71	304	H	Alabama St.	70 50					
				207	H	Samford	76 67					

Non-Div I Games:

Troy

Average RPI Win:	182	WON-LOST	WINNING	LAST 10	STRENGTH OF	OPP. STRENGTH	TEAM	ADJ.	CONF.	ADJ CONF.
Average RPI Loss:	23	RECORD	PCT. RANK	GAMES	SCHEDULE	OF SCHEDULE	RPI	RPI	RPI	RPI
DIV. I ONLY	11- 3	42	1- 0	76	70	50	50	9	9	
DIV. I NON-CONF.	9- 2	36	1- 0	68	55	35	35	8	8	
TOTALS	RPI 1-25	RPI 26-50	W-L RECORDS	RPI 51-100	RPI 101-150	RPI 150+				
11- 3	0- 2	1- 1	OVERALL	1- 0	2- 0	7- 0				
6- 2	0- 1	0- 1	HOME	1- 0	1- 0	4- 0				
4- 0	0- 0	1- 0	AWAY	0- 0	0- 0	3- 0				
1- 1	0- 1	0- 0	NEUTRAL	0- 0	1- 0	0- 0				
9- 2	0- 1	1- 1	NON-CONFERENCE	1- 0	2- 0	5- 0				
5- 1	0- 0	0- 1	HOME	1- 0	1- 0	3- 0				
3- 0	0- 0	1- 0	AWAY	0- 0	0- 0	2- 0				
1- 1	0- 1	0- 0	NEUTRAL	0- 0	1- 0	0- 0				
2- 1	0- 1	0- 0	CONFERENCE	0- 0	0- 0	2- 0				
1- 1	0- 1	0- 0	HOME	0- 0	0- 0	1- 0				
1- 0	0- 0	0- 0	AWAY	0- 0	0- 0	1- 0				
0- 0	0- 0	0- 0	NEUTRAL	0- 0	0- 0	0- 0				

RPI 1-25			RPI 26-50			Team's RPI: 50	RPI 51-100			RPI 101+		
RPI	S	Opponent	Score	RPI	S	Opponent	Score	RPI	S	Opponent	Score	
19	H	South Fla.	40 53	30	H	Florida St.	54 65	74	H	North Carolina St.	60 51	101 H Miami (FL) 70 65
20	N	Western Ky.	64 69	40	A	UALR	74 58					118 N UNI 71 48
												159 A LSU 51 45
												179 A McNeese St. 75 55
												207 H Samford 58 56
												231 H Houston 70 40
												272 H Nicholls St. 77 44
												305 A Cincinnati 60 50
												312 H Mississippi Val. 87 47
LAST 12 Division I GAMES:												
118	N	UNI	71 48	19	H	South Fla.	40 53	231	H	Houston	70 40	
40	A	UALR	74 58	305	A	Cincinnati	60 50	30	H	Florida St.	54 65	
272	H	Nicholls St.	77 44	101	H	Miami (FL)	70 65	207	H	Samford	58 56	
20	N	Western Ky.	64 69									
74	H	North Carolina St.	60 51									
159	A	LSU	51 45									

Non-Div I Games:

Tulane

Average RPI Win:	257	WON-LOST	WINNING	LAST 10	STRENGTH OF	OPP. STRENGTH	TEAM	ADJ.	CONF.	ADJ CONF.
Average RPI Loss:	131	RECORD	PCT. RANK	GAMES	SCHEDULE	OF SCHEDULE	RPI	RPI	RPI	RPI
DIV. I ONLY	6- 7	183	5- 5	288	134	244	244	9	9	
DIV. I NON-CONF.	5- 6	175	5- 5	256	128	237	237	8	8	
TOTALS	RPI 1-25	RPI 26-50	W-L RECORDS	RPI 51-100	RPI 101-150	RPI 150+				
6- 7	0- 0	0- 1	OVERALL	0- 1	0- 2	6- 3				
3- 4	0- 0	0- 1	HOME	0- 1	0- 1	3- 1				
2- 3	0- 0	0- 0	AWAY	0- 0	0- 1	2- 2				
1- 0	0- 0	0- 0	NEUTRAL	0- 0	0- 0	1- 0				
5- 6	0- 0	0- 1	NON-CONFERENCE	0- 1	0- 2	5- 2				
2- 4	0- 0	0- 1	HOME	0- 1	0- 1	2- 1				
2- 2	0- 0	0- 0	AWAY	0- 0	0- 1	2- 1				
1- 0	0- 0	0- 0	NEUTRAL	0- 0	0- 0	1- 0				
1- 1	0- 0	0- 0	CONFERENCE	0- 0	0- 0	1- 1				
1- 0	0- 0	0- 0	HOME	0- 0	0- 0	1- 0				
0- 1	0- 0	0- 0	AWAY	0- 0	0- 0	0- 1				
0- 0	0- 0	0- 0	NEUTRAL	0- 0	0- 0	0- 0				

RPI S	Opponent	Score	RPI S	Opponent	Score	RPI S	Opponent	Score	RPI S	Opponent	Score	Team's RPI: 244
40	H UALR	59 66	63	H Arkansas	53 64	101	A Miami (FL)	57 69	118	H UNI	66 69	
						152	N Buffalo	87 77	169	A UCF	70 76	
						180	H Saint Louis	58 63	234	A Valparaiso	87 63	
						243	A Oral Roberts	71 73	260	A Texas Southern	67 64	
						271	H New Orleans	78 55	305	H Cincinnati	74 52	
						319	H Lamar	73 69				
LAST 12 Division I GAMES:												
169	A UCF	70 76	305	H Cincinnati	74 52							
101	A Miami (FL)	57 69	40	H UALR	59 66							
152	N Buffalo	87 77	271	H New Orleans	78 55							
260	A Texas Southern	67 64	63	H Arkansas	53 64							
243	A Oral Roberts	71 73	234	A Valparaiso	87 63							
319	H Lamar	73 69	180	H Saint Louis	58 63							

Non-Div I Games:

Tulsa

Average RPI Win:	293	WON-LOST	WINNING	LAST 10	STRENGTH OF	OPP. STRENGTH	TEAM	ADJ.	CONF.	ADJ CONF.
Average RPI Loss:	144	RECORD	PCT. RANK	GAMES	SCHEDULE	OF SCHEDULE	RPI	RPI	RPI	RPI
DIV. I ONLY	6- 6	161	5- 5	343	96	280	280	17	17	
DIV. I NON-CONF.	6- 5	145	6- 5	347	157	279	279	17	17	
TOTALS	RPI 1-25	RPI 26-50	W-L RECORDS	RPI 51-100	RPI 101-150	RPI 150+				
6- 6	0- 0	0- 2	OVERALL	0- 0	0- 1	6- 3				
4- 2	0- 0	0- 1	HOME	0- 0	0- 1	4- 0				
1- 4	0- 0	0- 1	AWAY	0- 0	0- 0	1- 3				
1- 0	0- 0	0- 0	NEUTRAL	0- 0	0- 0	1- 0				
6- 5	0- 0	0- 1	NON-CONFERENCE	0- 0	0- 1	6- 3				
4- 1	0- 0	0- 0	HOME	0- 0	0- 1	4- 0				
1- 4	0- 0	0- 1	AWAY	0- 0	0- 0	1- 3				
1- 0	0- 0	0- 0	NEUTRAL	0- 0	0- 0	1- 0				
0- 1	0- 0	0- 1	CONFERENCE	0- 0	0- 0	0- 0				
0- 1	0- 0	0- 1	HOME	0- 0	0- 0	0- 0				
0- 0	0- 0	0- 0	AWAY	0- 0	0- 0	0- 0				
0- 0	0- 0	0- 0	NEUTRAL	0- 0	0- 0	0- 0				

RPI	S	Opponent	Score	RPI	S	Opponent	Score	RPI	S	Opponent	Score	RPI	S	Opponent	Score	Team's RPI: 280
26	H	Middle Tenn.	68 76	26	H	Middle Tenn.	68 76	129	H	Richmond	65 71	129	H	Richmond	65 71	
30	A	Florida St.	62 92	30	A	Florida St.	62 92	187	A	Arizona	44 49	187	A	Arizona	44 49	
								207	A	Samford	41 70	207	A	Samford	41 70	
								253	H	Ark.-Pine Bluff	65 56	253	H	Ark.-Pine Bluff	65 56	
								262	A	Loyola Chicago	61 51	262	A	Loyola Chicago	61 51	
								273	N	UC Irvine	69 65	273	N	UC Irvine	69 65	
								287	A	Loyola Marymount	61 66	287	A	Loyola Marymount	61 66	
								295	H	Lipscomb	72 54	295	H	Lipscomb	72 54	
								335	H	South Ala.	73 43	335	H	South Ala.	73 43	
								342	H	Alcorn	57 43	342	H	Alcorn	57 43	
LAST 12 Division I GAMES:																
26	H	Middle Tenn.	68 76	129	H	Richmond	65 71	262	A	Loyola Chicago	61 51	253	H	Ark.-Pine Bluff	65 56	
287	A	Loyola Marymount	61 66	335	H	South Ala.	73 43	187	A	Arizona	44 49	207	A	Samford	41 70	
342	H	Alcorn	57 43	273	N	UC Irvine	69 65	295	H	Lipscomb	72 54	30	A	Florida St.	62 92	

Non-Div I Games:

UAB

■ Loss,
■ Non-Conf,
■ S Site,
■ H Home
■ A Away
N Neutral

Average RPI Win:	186	WON-LOST	WINNING	LAST 10	STRENGTH OF	OPP. STRENGTH	TEAM	ADJ.	CONF.	ADJ CONF.
Average RPI Loss:	60	RECORD	PCT. RANK	GAMES	SCHEDULE	OF SCHEDULE	RPI	RPI	RPI	RPI
DIV. I ONLY	9- 2	35	8- 2	85	122	40	40	18	18	
DIV. I NON-CONF.	7- 2	49	7- 2	126	80	51	51	18	18	
TOTALS	RPI 1-25	RPI 26-50	W-L RECORDS	RPI 51-100	RPI 101-150	RPI 150+				
9- 2	0- 0	0- 1	OVERALL	1- 1	1- 0	7- 0				
4- 1	0- 0	0- 1	HOME	1- 0	0- 0	3- 0				
5- 1	0- 0	0- 0	AWAY	0- 1	1- 0	4- 0				
0- 0	0- 0	0- 0	NEUTRAL	0- 0	0- 0	0- 0				
7- 2	0- 0	0- 1	NON-CONFERENCE	1- 1	1- 0	5- 0				
3- 1	0- 0	0- 1	HOME	1- 0	0- 0	2- 0				
4- 1	0- 0	0- 0	AWAY	0- 1	1- 0	3- 0				
0- 0	0- 0	0- 0	NEUTRAL	0- 0	0- 0	0- 0				
2- 0	0- 0	0- 0	CONFERENCE	0- 0	0- 0	2- 0				
1- 0	0- 0	0- 0	HOME	0- 0	0- 0	1- 0				
1- 0	0- 0	0- 0	AWAY	0- 0	0- 0	1- 0				
0- 0	0- 0	0- 0	NEUTRAL	0- 0	0- 0	0- 0				

RPI 1-25				RPI 26-50				Team's RPI: 40		RPI 51-100				RPI 101+			
RPI	S	Opponent	Score	RPI	S	Opponent	Score	RPI	S	Opponent	Score	RPI	S	Opponent	Score		
				50	H	Tulane	58 74					61	H	Oklahoma	66 62		
												69	A	South Dakota St.	42 67		
			</														

Non-Div I Games:

UALR

■ Loss,
 ■ Non-Conf, S Site,
 ■ Home
 ■ Away
 N Neutral

Average RPI Win:	219	WON-LOST	WINNING	LAST 10	STRENGTH OF	OPP. STRENGTH	TEAM	ADJ.	CONF.	ADJ CONF.
Average RPI Loss:	90	RECORD	PCT. RANK	GAMES	SCHEDULE	OF SCHEDULE	RPI	RPI	RPI	RPI
DIV. I ONLY	4- 7	227	3- 6	37	143	146	146	14	14	
DIV. I NON-CONF.	4- 7	218	4- 7	46	144	144	144	15	15	
TOTALS	RPI 1-25	RPI 26-50	W-L RECORDS	RPI 51-100	RPI 101-150	RPI 150+				
4- 7	0- 2	0- 1	OVERALL	1- 1	0- 1	3- 2				
2- 3	0- 1	0- 0	HOME	1- 1	0- 1	1- 0				
1- 3	0- 1	0- 1	AWAY	0- 0	0- 0	1- 1				
1- 1	0- 0	0- 0	NEUTRAL	0- 0	0- 0	1- 1				
4- 7	0- 2	0- 1	NON-CONFERENCE	1- 1	0- 1	3- 2				
2- 3	0- 1	0- 0	HOME	1- 1	0- 1	1- 0				
1- 3	0- 1	0- 1	AWAY	0- 0	0- 0	1- 1				
1- 1	0- 0	0- 0	NEUTRAL	0- 0	0- 0	1- 1				
0- 0	0- 0	0- 0	CONFERENCE	0- 0	0- 0	0- 0				
0- 0	0- 0	0- 0	HOME	0- 0	0- 0	0- 0				
0- 0	0- 0	0- 0	AWAY	0- 0	0- 0	0- 0				
0- 0	0- 0	0- 0	NEUTRAL	0- 0	0- 0	0- 0				

RPI 1-25				RPI 26-50				RPI 51-100				RPI 101+ Team's RPI: 146			
RPI	S	Opponent	Score	RPI	S	Opponent	Score	RPI	S	Opponent	Score	RPI	S	Opponent	Score
2	H	UConn	43 102	45	A	Stanford	59 71	54	H	St. Mary's (CA)	55 57	138	H	San Francisco	70 73
4	A	Arizona St.	51 72					66	H	Pacific	60 53	189	N	Santa Clara	76 79
												200	A	San Jose St.	75 89
												227	A	Sacramento St.	90 82
												259	N	Southern Utah	76 53
												324	H	Utah Valley	59 49
LAST 12 Division I GAMES:															
45	A	Stanford	59 71	200	A	San Jose St.	75 89								
4	A	Arizona St.	51 72	259	N	Southern Utah	76 53								
54	H	St. Mary's (CA)	55 57	189	N	Santa Clara	76 79								
227	A	Sacramento St.	90 82	138	H	San Francisco	70 73								
2	H	UConn	43 102	66	H	Pacific	60 53								
				324	H	Utah Valley	59 49								

Non-Div I Games: Menlo 77 56

UC Davis

Loss, Non-Conf, S Site, H Home A Away N Neutral

Average RPI Win:	322	WON-LOST	WINNING	LAST 10	STRENGTH OF	OPP. STRENGTH	TEAM	ADJ.	CONF.	ADJ CONF.
Average RPI Loss:	161	RECORD	PCT. RANK	GAMES	SCHEDULE	OF SCHEDULE	RPI	RPI	RPI	RPI
DIV. I ONLY	2- 12	322	1- 8	88	348	273	273	14	14	
DIV. I NON-CONF.	2- 12	316	1- 10	95	348	274	274	15	15	
TOTALS	RPI 1-25	RPI 26-50	W-L RECORDS	RPI 51-100	RPI 101-150	RPI 150+				
2- 12	0- 0	0- 1	OVERALL	0- 4	0- 2	2- 5				
0- 4	0- 0	0- 0	HOME	0- 2	0- 1	0- 1				
1- 5	0- 0	0- 1	AWAY	0- 2	0- 0	1- 2				
1- 3	0- 0	0- 0	NEUTRAL	0- 0	0- 1	1- 2				
2- 12	0- 0	0- 1	NON-CONFERENCE	0- 4	0- 2	2- 5				
0- 4	0- 0	0- 0	HOME	0- 2	0- 1	0- 1				
1- 5	0- 0	0- 1	AWAY	0- 2	0- 0	1- 2				
1- 3	0- 0	0- 0	NEUTRAL	0- 0	0- 1	1- 2				
0- 0	0- 0	0- 0	CONFERENCE	0- 0	0- 0	0- 0				
0- 0	0- 0	0- 0	HOME	0- 0	0- 0	0- 0				
0- 0	0- 0	0- 0	AWAY	0- 0	0- 0	0- 0				
0- 0	0- 0	0- 0	NEUTRAL	0- 0	0- 0	0- 0				

RPI S	Opponent	Score	RPI S	Opponent	Score	RPI S	Opponent	Score	RPI S	Opponent	Score	Team's RPI: 273
38	A Purdue	44 69	65	A South Dakota	52 96	135	H Pepperdine	53 76				
			81	H San Diego	64 87	150	N Wright St.	42 80				
			98	A Bakersfield	70 80	177	A TCU	56 78				
			98	H Bakersfield	65 68	200	H San Jose St.	65 91				
						280	N UAB	65 69				
						294	N Bowling Green	54 62				
						311	A Grand Canyon	54 53				
						321	A Northern Ariz.	35 66				
						332	N Denver	63 55				
LAST 12 Division I GAMES:												
177	A TCU	56 78	38	A Purdue	44 69							
332	N Denver	63 55	98	H Bakersfield	65 68							
150	N Wright St.	42 80	81	H San Diego	64 87							
65	A South Dakota	52 96	98	A Bakersfield	70 80							
200	H San Jose St.	65 91	280	N UAB	65 69							
135	H Pepperdine	53 76	294	N Bowling Green	54 62							

Non-Div I Games: Concordia Irvine 78 72

UC Irvine

■ Loss,
 ■ Non-Conf,
 ■ S Site,
 ■ H Home
 ■ A Away
 N Neutral

UC Riverside

Through Games Of Jan. 4, 2015

Average RPI Win:	225	WON-LOST	WINNING	LAST 10	STRENGTH OF	OPP. STRENGTH	TEAM	ADJ.	CONF.	ADJ CONF.
Average RPI Loss:	52	RECORD	PCT. RANK	GAMES	SCHEDULE	OF SCHEDULE	RPI	RPI	RPI	RPI
DIV. I ONLY	9- 5	99	0- 1	195	97	105	105	14	14	
DIV. I NON-CONF.	9- 5	104	0- 1	191	97	104	104	15	15	
TOTALS	RPI 1-25	RPI 26-50	W-L RECORDS	RPI 51-100	RPI 101-150	RPI 150+				
9- 5	0- 2	0- 0	OVERALL	0- 3	1- 0	8- 0				
5- 1	0- 1	0- 0	HOME	0- 0	1- 0	4- 0				
2- 4	0- 1	0- 0	AWAY	0- 3	0- 0	2- 0				
2- 0	0- 0	0- 0	NEUTRAL	0- 0	0- 0	2- 0				
9- 5	0- 2	0- 0	NON-CONFERENCE	0- 3	1- 0	8- 0				
5- 1	0- 1	0- 0	HOME	0- 0	1- 0	4- 0				
2- 4	0- 1	0- 0	AWAY	0- 3	0- 0	2- 0				
2- 0	0- 0	0- 0	NEUTRAL	0- 0	0- 0	2- 0				
0- 0	0- 0	0- 0	CONFERENCE	0- 0	0- 0	0- 0				
0- 0	0- 0	0- 0	HOME	0- 0	0- 0	0- 0				
0- 0	0- 0	0- 0	AWAY	0- 0	0- 0	0- 0				
0- 0	0- 0	0- 0	NEUTRAL	0- 0	0- 0	0- 0				

RPI 1-25				RPI 26-50				RPI 51-100				RPI 101+ Team's RPI: 105			
RPI	S	Opponent	Score	RPI	S	Opponent	Score	RPI	S	Opponent	Score	RPI	S	Opponent	Score
22	H	Washington	71 74					55	A	Iowa St.	54 71	138	H	San Francisco	66 53
24	A	Fresno St.	61 73					59	A	UCLA	43 57	175	H	San Diego St.	64 54
								98	A	Bakersfield	65 66	189	H	Santa Clara	80 69
												197	A	New Mexico	70 62
												200	H	San Jose St.	100 80
												237	N	Brown	79 65
												258	N	Stephen F. Austin	90 62
												287	A	Loyola Marymount	81 55
												346	H	UMKC	81 38
LAST 12 Division I GAMES:															
55	A	Iowa St.	54 71	175	H	San Diego St.	64 54	22	H	Washington	71 74				
346	H	UMKC	81 38	287	A	Loyola Marymount	81 55	59	A	UCLA	43 57				
237	N	Brown	79 65	98	A	Bakersfield	65 66	24	A	Fresno St.	61 73				
197	A	New Mexico	70 62												
258	N	Stephen F. Austin	90 62												
138	H	San Francisco	66 53												

Non-Div I Games:

UC Riverside

■ Loss,
 ■ Non-Conf,
 ■ S Site,
 ■ H Home
 ■ A Away
 N Neutral

Average RPI Win:	0	WON-LOST	WINNING	LAST 10	STRENGTH OF	OPP. STRENGTH	TEAM	ADJ.	CONF.	ADJ CONF.
Average RPI Loss:	172	RECORD	PCT. RANK	GAMES	SCHEDULE	OF SCHEDULE	RPI	RPI	RPI	RPI
DIV. I ONLY	0- 12	344	0- 10	266	190	344	344	14	14	
DIV. I NON-CONF.	0- 12	338	0- 12	258	190	343	343	15	15	
TOTALS	RPI 1-25	RPI 26-50	W-L RECORDS	RPI 51-100	RPI 101-150	RPI 150+				
0- 12	0- 0	0- 2	OVERALL	0- 0	0- 2	0- 8				
0- 6	0- 0	0- 1	HOME	0- 0	0- 2	0- 3				
0- 6	0- 0	0- 1	AWAY	0- 0	0- 0	0- 5				
0- 0	0- 0	0- 0	NEUTRAL	0- 0	0- 0	0- 0				
0- 12	0- 0	0- 2	NON-CONFERENCE	0- 0	0- 2	0- 8				
0- 6	0- 0	0- 1	HOME	0- 0	0- 2	0- 3				
0- 6	0- 0	0- 1	AWAY	0- 0	0- 0	0- 5				
0- 0	0- 0	0- 0	NEUTRAL	0- 0	0- 0	0- 0				
0- 0	0- 0	0- 0	CONFERENCE	0- 0	0- 0	0- 0				
0- 0	0- 0	0- 0	HOME	0- 0	0- 0	0- 0				
0- 0	0- 0	0- 0	AWAY	0- 0	0- 0	0- 0				
0- 0	0- 0	0- 0	NEUTRAL	0- 0	0- 0	0- 0				

RPI 1-25			RPI 26-50			RPI 51-100			RPI 101+			Team's RPI: 344
RPI	S	Opponent	Score	RPI	S	Opponent	Score	RPI	S	Opponent	Score	
				45	A	Stanford	34 90					
				48	H	Washington St.	55 81					
LAST 12 Division I GAMES:												
303	A	Seattle	46 66	135	H	Pepperdine	44 66					
45	A	Stanford	34 90	175	A	San Diego St.	58 64					
159	H	LSU	45 78	48	H	Washington St.	55 81					
189	H	Santa Clara	33 47	168	H	Army	39 61					
123	H	Idaho	44 47	187	A	Arizona	34 61					
208	A	Nevada	58 71	321	A	Northern Ariz.	49 67					

Non-Div I Games:

UC Santa Barbara

■ Loss,
 ■ Non-Conf,
 ■ S Site,
 ■ H Home
 ■ A Away
 N Neutral

Average RPI Win:	219	WON-LOST	WINNING	LAST 10	STRENGTH OF	OPP. STRENGTH	TEAM	ADJ.	CONF.	ADJ CONF.
Average RPI Loss:	115	RECORD	PCT. RANK	GAMES	SCHEDULE	OF SCHEDULE	RPI	RPI	RPI	RPI
DIV. I ONLY	6- 7	183	4- 6	132	181	169	169	9	9	
DIV. I NON-CONF.	4- 7	218	3- 7	130	139	223	223	8	8	
TOTALS	RPI 1-25	RPI 26-50	W-L RECORDS	RPI 51-100	RPI 101-150	RPI 150+				
6- 7	0- 0	0- 3	OVERALL	0- 1	0- 1	6- 2				
5- 2	0- 0	0- 1	HOME	0- 1	0- 0	5- 0				
1- 5	0- 0	0- 2	AWAY	0- 0	0- 1	1- 2				
0- 0	0- 0	0- 0	NEUTRAL	0- 0	0- 0	0- 0				
4- 7	0- 0	0- 3	NON-CONFERENCE	0- 1	0- 1	4- 2				
4- 2	0- 0	0- 1	HOME	0- 1	0- 0	4- 0				
0- 5	0- 0	0- 2	AWAY	0- 0	0- 1	0- 2				
0- 0	0- 0	0- 0	NEUTRAL	0- 0	0- 0	0- 0				
2- 0	0- 0	0- 0	CONFERENCE	0- 0	0- 0	2- 0				
1- 0	0- 0	0- 0	HOME	0- 0	0- 0	1- 0				
1- 0	0- 0	0- 0	AWAY	0- 0	0- 0	1- 0				
0- 0	0- 0	0- 0	NEUTRAL	0- 0	0- 0	0- 0				

RPI S	Opponent	Score	RPI S	Opponent	Score	RPI S	Opponent	Score	RPI S	Opponent	Score	Team's RPI: 169
26	A Middle Tenn.	57 79	70	H Akron	64 73	149	A Massachusetts	62 67				
31	A St. John's (NY)	48 62				157	H North Florida	60 56				
42	H Stetson	49 67				167	H Fla. Atlantic	94 74				
						176	A Iona	67 75				
						231	A Houston	64 50				
						232	H Oakland	98 65				
						244	H Tulsa	76 70				
						281	H Jacksonville	71 59				
						310	A FIU	57 66				
LAST 12 Division I GAMES:												
244	H Tulsa	76 70	70	H Akron	64 73							
231	A Houston	64 50	176	A Iona	67 75							
26	A Middle Tenn.	57 79	31	A St. John's (NY)	48 62							
281	H Jacksonville	71 59	310	A FIU	57 66							
42	H Stetson	49 67	157	H North Florida	60 56							
232	H Oakland	98 65	149	A Massachusetts	62 67							

Non-Div I Games:

UCF

■ Loss,
■ Non-Conf,
■ S Site,
■ H Home
■ A Away
N Neutral

Average RPI Win:	180	WON-LOST	WINNING	LAST 10	STRENGTH OF	OPP. STRENGTH	TEAM	ADJ.	CONF.	ADJ CONF.
Average RPI Loss:	25	RECORD	PCT. RANK	GAMES	SCHEDULE	OF SCHEDULE	RPI	RPI	RPI	RPI
DIV. I ONLY	5- 8	216	1- 2	1	24	59	59	4	4	
DIV. I NON-CONF.	4- 7	218	1- 1	2	23	79	79	3	3	
TOTALS	RPI 1-25	RPI 26-50	W-L RECORDS	RPI 51-100	RPI 101-150	RPI 150+				
5- 8	0- 5	0- 2	OVERALL	1- 0	1- 1	3- 0				
3- 4	0- 2	0- 2	HOME	0- 0	1- 0	2- 0				
1- 2	0- 2	0- 0	AWAY	1- 0	0- 0	0- 0				
1- 2	0- 1	0- 0	NEUTRAL	0- 0	0- 1	1- 0				
4- 7	0- 5	0- 1	NON-CONFERENCE	0- 0	1- 1	3- 0				
3- 3	0- 2	0- 1	HOME	0- 0	1- 0	2- 0				
0- 2	0- 2	0- 0	AWAY	0- 0	0- 0	0- 0				
1- 2	0- 1	0- 0	NEUTRAL	0- 0	0- 1	1- 0				
1- 1	0- 0	0- 1	CONFERENCE	1- 0	0- 0	0- 0				
0- 1	0- 0	0- 1	HOME	0- 0	0- 0	0- 0				
1- 0	0- 0	0- 0	AWAY	1- 0	0- 0	0- 0				
0- 0	0- 0	0- 0	NEUTRAL	0- 0	0- 0	0- 0				

RPI 1-25				RPI 26-50				RPI 51-100				RPI 101+			
RPI	S	Opponent	Score	RPI	S	Opponent	Score	RPI	S	Opponent	Score	RPI	S	Opponent	Score
1	H	Notre Dame	67 82	27	H	Nebraska	66 71	56	A	Southern California	59 52	101	N	Miami (FL)	67 74
2	N	UConn	50 86	29	H	Oregon St.	47 65					105	H	UC Riverside	57 43
10	A	North Carolina	68 84									207	N	Samford	71 52
11	H	Texas	65 75									227	H	Sacramento St.	92 83
16	A	James Madison	87 91									305	H	Cincinnati	66 58
LAST 12 Division I GAMES:															
				29	H	Oregon St.	47 65	56	A	Southern California	59 52				
				207	N	Samford	71 52	1	H	Notre Dame	67 82				
				16	A	James Madison	87 91	2	N	UConn	50 86				
				305	H	Cincinnati	66 58	101	N	Miami (FL)	67 74				
				27	H	Nebraska	66 71	227	H	Sacramento St.	92 83				
				11	H	Texas	65 75	105	H	UC Riverside	57 43				

Non-Div I Games:

UCLA

■ Loss,
 ■ Non-Conf, S Site,
 ■ Home
 ■ Away
 N Neutral

Average RPI Win: 85		WON-LOST	WINNING	LAST 10	STRENGTH OF	OPP. STRENGTH	TEAM	ADJ.	CONF.	ADJ CONF.
Average RPI Loss: 45		RECORD	PCT. RANK	GAMES	SCHEDULE	OF SCHEDULE	RPI	RPI	RPI	RPI
DIV. I ONLY		12- 1	9	10- 0	18	1	2	2	9	9
DIV. I NON-CONF.		10- 1	16	9- 1	13	1	1	1	8	8
TOTALS		RPI 1-25	RPI 26-50	W-L RECORDS		RPI 51-100	RPI 101-150	RPI 150+		
12- 1	3- 0		2- 1	OVERALL		3- 0	2- 0	2- 0		
4- 0	1- 0		0- 0	HOME		1- 0	1- 0	1- 0		
3- 1	1- 0		0- 1	AWAY		1- 0	1- 0	0- 0		
5- 0	1- 0		2- 0	NEUTRAL		1- 0	0- 0	1- 0		
10- 1	3- 0		2- 1	NON-CONFERENCE		2- 0	2- 0	1- 0		
3- 0	1- 0		0- 0	HOME		1- 0	1- 0	0- 0		
2- 1	1- 0		0- 1	AWAY		0- 0	1- 0	0- 0		
5- 0	1- 0		2- 0	NEUTRAL		1- 0	0- 0	1- 0		
2- 0	0- 0		0- 0	CONFERENCE		1- 0	0- 0	1- 0		
1- 0	0- 0		0- 0	HOME		0- 0	0- 0	1- 0		
1- 0	0- 0		0- 0	AWAY		1- 0	0- 0	0- 0		
0- 0	0- 0		0- 0	NEUTRAL		0- 0	0- 0	0- 0		

RPI 1-25				Team's RPI: 2		RPI 26-50				RPI 51-100				RPI 101+			
RPI	S	Opponent	Score	RPI	S	Opponent	Score	RPI	S	Opponent	Score	RPI	S	Opponent	Score		
1	A	Notre Dame	76 58	31	N	St. John's (NY)	70 54	59	N	UCLA	86 50	120	H	DePaul	98 64		
7	N	Green Bay	89 53	41	N	Vanderbilt	91 52	77	H	Creighton	96 60	146	A	UC Davis	102 43		
15	H	Duke	83 52	45	A	Stanford	86 88	93	A	East Carolina	89 38	216	H	SMU	96 45		

Non-Div I Games:

UConn

Loss, Non-Conf, S Site, H Home A Away N Neutral

Average RPI Win:	316	WON-LOST	WINNING	LAST 10	STRENGTH OF	OPP. STRENGTH	TEAM	ADJ.	CONF.	ADJ CONF.
Average RPI Loss:	185	RECORD	PCT. RANK	GAMES	SCHEDULE	OF SCHEDULE	RPI	RPI	RPI	RPI
DIV. I ONLY	4- 8	241	2- 8	346	232	325	325	23	23	
DIV. I NON-CONF.	4- 8	233	4- 8	345	233	326	326	24	24	
TOTALS	RPI 1-25	RPI 26-50	W-L RECORDS	RPI 51-100	RPI 101-150	RPI 150+				
4- 8	0- 0	0- 0	OVERALL	0- 2	0- 2	4- 4				
2- 3	0- 0	0- 0	HOME	0- 0	0- 0	2- 3				
2- 5	0- 0	0- 0	AWAY	0- 2	0- 2	2- 1				
0- 0	0- 0	0- 0	NEUTRAL	0- 0	0- 0	0- 0				
4- 8	0- 0	0- 0	NON-CONFERENCE	0- 2	0- 2	4- 4				
2- 3	0- 0	0- 0	HOME	0- 0	0- 0	2- 3				
2- 5	0- 0	0- 0	AWAY	0- 2	0- 2	2- 1				
0- 0	0- 0	0- 0	NEUTRAL	0- 0	0- 0	0- 0				
0- 0	0- 0	0- 0	CONFERENCE	0- 0	0- 0	0- 0				
0- 0	0- 0	0- 0	HOME	0- 0	0- 0	0- 0				
0- 0	0- 0	0- 0	AWAY	0- 0	0- 0	0- 0				
0- 0	0- 0	0- 0	NEUTRAL	0- 0	0- 0	0- 0				

RPI 1-25				RPI 26-50				RPI 51-100				RPI 101+ Team's RPI: 325			
RPI	S	Opponent	Score	RPI	S	Opponent	Score	RPI	S	Opponent	Score	RPI	S	Opponent	Score
								68	A	American	51 77	145	A	La Salle	62 65
								96	A	Penn	63 69	147	A	Bucknell	41 85
												196	H	Towson	54 59
												211	H	Robert Morris	60 84
												285	H	Morgan St.	46 54
												308	H	Loyola Maryland	81 58
												309	H	Coppin St.	78 65
												322	A	UMES	87 78
												326	A	Columbia	76 66
												329	A	Rider	55 67
LAST 12 Division I GAMES:															
285	H	Morgan St.	46 54	322	A	UMES	87 78								
145	A	La Salle	62 65	329	A	Rider	55 67								
96	A	Penn	63 69	147	A	Bucknell	41 85								
211	H	Robert Morris	60 84	326	A	Columbia	76 66								
309	H	Coppin St.	78 65	68	A	American	51 77								
308	H	Loyola Maryland	81 58	196	H	Towson	54 59								

Non-Div I Games: Eastern 93 68

UMBC

■ Loss,
 ■ Non-Conf,
 ■ S Site,
 ■ H Home
 ■ A Away
 N Neutral

Average RPI Win:	273	WON-LOST	WINNING	LAST 10	STRENGTH OF	OPP. STRENGTH	TEAM	ADJ.	CONF.	ADJ CONF.
Average RPI Loss:	190	RECORD	PCT. RANK	GAMES	SCHEDULE	OF SCHEDULE	RPI	RPI	RPI	RPI
DIV. I ONLY	4- 7	227	4- 5	315	318	322	322	32	32	
DIV. I NON-CONF.	2- 7	289	2- 7	303	302	335	335	31	31	
TOTALS	RPI 1-25	RPI 26-50	W-L RECORDS	RPI 51-100	RPI 101-150	RPI 150+				
4- 7	0- 0	0- 0	OVERALL	0- 1	0- 2	4- 4				
4- 3	0- 0	0- 0	HOME	0- 1	0- 1	4- 1				
0- 4	0- 0	0- 0	AWAY	0- 0	0- 1	0- 3				
0- 0	0- 0	0- 0	NEUTRAL	0- 0	0- 0	0- 0				
2- 7	0- 0	0- 0	NON-CONFERENCE	0- 1	0- 2	2- 4				
2- 3	0- 0	0- 0	HOME	0- 1	0- 1	2- 1				
0- 4	0- 0	0- 0	AWAY	0- 0	0- 1	0- 3				
0- 0	0- 0	0- 0	NEUTRAL	0- 0	0- 0	0- 0				
2- 0	0- 0	0- 0	CONFERENCE	0- 0	0- 0	2- 0				
2- 0	0- 0	0- 0	HOME	0- 0	0- 0	2- 0				
0- 0	0- 0	0- 0	AWAY	0- 0	0- 0	0- 0				
0- 0	0- 0	0- 0	NEUTRAL	0- 0	0- 0	0- 0				

RPI 1-25				RPI 26-50				RPI 51-100				RPI 101+				Team's RPI: 322	
RPI	S	Opponent	Score	RPI	S	Opponent	Score	RPI	S	Opponent	Score	RPI	S	Opponent	Score		
								68	H	American	52	64	131	H	VCU	50	72
												137	A	Marshall	57	74	
												184	A	Virginia Tech	41	63	
												209	H	Monmouth	86	73	
												215	H	N.C. A&T	58	43	
												224	A	USC Upstate	38	60	
												263	A	Georgetown	75	88	
												325	H	UMBC	78	87	
												328	H	N.C. Central	71	61	
												341	H	Mt. St. Mary's	58	43	
LAST 12 Division I GAMES:																	
209	H	Monmouth	86	73	224	A	USC Upstate	38	60								
325	H	UMBC	78	87	215	H	N.C. A&T	58	43								
68	H	American	52	64	328	H	N.C. Central	71	61								
184	A	Virginia Tech	41	63	341	H	Mt. St. Mary's	58	43								
263	A	Georgetown	75	88	137	A	Marshall	57	74								
					131	H	VCU	50	72								

Non-Div I Games: Cheyney 63 38

UMES

■ Loss,
 ■ Non-Conf,
 ■ S Site,
 ■ H Home
 ■ A Away
 N Neutral

Average RPI Win:	305	WON-LOST	WINNING	LAST 10	STRENGTH OF	OPP. STRENGTH	TEAM	ADJ.	CONF.	ADJ CONF.
Average RPI Loss:	226	RECORD	PCT. RANK	GAMES	SCHEDULE	OF SCHEDULE	RPI	RPI	RPI	RPI
DIV. I ONLY	2- 10	308	1- 8	334	332	346	346	30	30	
DIV. I NON-CONF.	2- 10	310	1- 9	337	333	345	345	33	33	
TOTALS	RPI 1-25	RPI 26-50	W-L RECORDS	RPI 51-100	RPI 101-150	RPI 150+				
2- 10	0- 0	0- 0	OVERALL	0- 1	0- 1	2- 8				
1- 5	0- 0	0- 0	HOME	0- 0	0- 0	1- 5				
1- 5	0- 0	0- 0	AWAY	0- 1	0- 1	1- 3				
0- 0	0- 0	0- 0	NEUTRAL	0- 0	0- 0	0- 0				
2- 10	0- 0	0- 0	NON-CONFERENCE	0- 1	0- 1	2- 8				
1- 5	0- 0	0- 0	HOME	0- 0	0- 0	1- 5				
1- 5	0- 0	0- 0	AWAY	0- 1	0- 1	1- 3				
0- 0	0- 0	0- 0	NEUTRAL	0- 0	0- 0	0- 0				
0- 0	0- 0	0- 0	CONFERENCE	0- 0	0- 0	0- 0				
0- 0	0- 0	0- 0	HOME	0- 0	0- 0	0- 0				
0- 0	0- 0	0- 0	AWAY	0- 0	0- 0	0- 0				
0- 0	0- 0	0- 0	NEUTRAL	0- 0	0- 0	0- 0				

RPI 1-25			RPI 26-50			RPI 51-100			RPI 101+			Team's RPI: 346
RPI	S	Opponent	Score	RPI	S	Opponent	Score	RPI	S	Opponent	Score	
						58 A Kansas St.	36 65			105 A UC Riverside	38 81	
										171 H Abilene Christian	55 80	
										210 A Cal St. Fullerton	52 72	
										212 A Western Ill.	48 71	
										261 H SIUE	58 74	
										270 H Southeast Mo. St.	50 65	
										297 A Eastern Ill.	69 53	
										302 H Milwaukee	60 72	
										312 H Mississippi Val.	62 46	
										332 A Denver	66 74	
										338 H North Texas	47 65	
LAST 12 Division I GAMES:												
105	A	UC Riverside	38 81	270	H	Southeast Mo. St.	50 65					
210	A	Cal St. Fullerton	52 72	332	A	Denver	66 74					
261	H	SIUE	58 74	302	H	Milwaukee	60 72					
338	H	North Texas	47 65	171	H	Abilene Christian	55 80					
58	A	Kansas St.	36 65	312	H	Mississippi Val.	62 46					
297	A	Eastern Ill.	69 53	212	A	Western Ill.	48 71					

Non-Div I Games: Rockhurst 60 65 William Jewell 51 59

UMKC

Loss, Non-Conf, S Site, H Home A Away N Neutral

Average RPI Win:	240	WON-LOST	WINNING	LAST 10	STRENGTH OF	OPP. STRENGTH	TEAM	ADJ.	CONF.	ADJ CONF.
Average RPI Loss:	148	RECORD	PCT. RANK	GAMES	SCHEDULE	OF SCHEDULE	RPI	RPI	RPI	RPI
DIV. I ONLY	5- 7	205	5- 4	265	82	241	241	23	23	
DIV. I NON-CONF.	5- 6	175	5- 5	213	90	206	206	24	24	
TOTALS	RPI 1-25	RPI 26-50	W-L RECORDS	RPI 51-100	RPI 101-150	RPI 150+				
5- 7	0- 2	0- 0	OVERALL	0- 0	1- 1	4- 4				
4- 2	0- 0	0- 0	HOME	0- 0	1- 1	3- 1				
1- 5	0- 1	0- 0	AWAY	0- 0	0- 0	1- 3				
0- 0	0- 0	0- 0	NEUTRAL	0- 0	0- 0	0- 0				
5- 6	0- 2	0- 0	NON-CONFERENCE	0- 0	1- 1	4- 3				
4- 2	0- 0	0- 0	HOME	0- 0	1- 1	3- 1				
1- 4	0- 2	0- 0	AWAY	0- 0	0- 0	1- 2				
0- 0	0- 0	0- 0	NEUTRAL	0- 0	0- 0	0- 0				
0- 1	0- 0	0- 0	CONFERENCE	0- 0	0- 0	0- 1				
0- 0	0- 0	0- 0	HOME	0- 0	0- 0	0- 0				
0- 1	0- 0	0- 0	AWAY	0- 0	0- 0	0- 1				
0- 0	0- 0	0- 0	NEUTRAL	0- 0	0- 0	0- 0				

RPI 1-25				RPI 26-50				RPI 51-100				RPI 101+ Team's RPI: 241			
RPI	S	Opponent	Score	RPI	S	Opponent	Score	RPI	S	Opponent	Score	RPI	S	Opponent	Score
1	A	Notre Dame	51 105									113	H	Bryant	86 85
15	A	Duke	48 95									144	H	Rhode Island	66 75
												154	H	Central Conn. St.	58 81
												160	H	Yale	80 72
												195	A	Providence	54 66
												246	A	Holy Cross	63 78
												278	A	Binghamton	64 65
												287	H	Fairleigh Dickinson	78 67
												316	H	St. Francis Brooklyn	64 62
												326	A	Columbia	69 59
LAST 12 Division I GAMES:															
278	A	Binghamton	64 65	113	H	Bryant	86 85								
316	H	St. Francis Brooklyn	64 62	160	H	Yale	80 72								
246	A	Holy Cross	63 78	195	A	Providence	54 66								
15	A	Duke	48 95	326	A	Columbia	69 59								
144	H	Rhode Island	66 75	287	H	Fairleigh Dickinson	78 67								
1	A	Notre Dame	51 105	154	H	Central Conn. St.	58 81								

Non-Div I Games: Mount Ida 93 41

UMass Lowell

■ Loss,
 ■ Non-Conf, S Site,
 ■ Home
 ■ Away
 N Neutral

UNC Asheville

Through Games Of Jan. 4, 2015

Average RPI Win:	343	WON-LOST	WINNING	LAST 10	STRENGTH OF	OPP. STRENGTH	TEAM	ADJ.	CONF.	ADJ CONF.
Average RPI Loss:	195	RECORD	PCT. RANK	GAMES	SCHEDULE	OF SCHEDULE	RPI	RPI	RPI	RPI
DIV. I ONLY	2- 10	308	2- 7	335	311	345	345	31	31	
DIV. I NON-CONF.	0- 8	338	0- 7	306	303	347	347	32	32	
TOTALS	RPI 1-25	RPI 26-50	W-L RECORDS	RPI 51-100	RPI 101-150	RPI 150+				
2- 10	0- 1	0- 0	OVERALL	0- 2	0- 1	2- 6				
1- 4	0- 0	0- 0	HOME	0- 1	0- 1	1- 2				
1- 6	0- 1	0- 0	AWAY	0- 1	0- 0	1- 4				
0- 0	0- 0	0- 0	NEUTRAL	0- 0	0- 0	0- 0				
0- 8	0- 1	0- 0	NON-CONFERENCE	0- 1	0- 1	0- 5				
0- 3	0- 0	0- 0	HOME	0- 0	0- 1	0- 2				
0- 5	0- 1	0- 0	AWAY	0- 1	0- 0	0- 3				
0- 0	0- 0	0- 0	NEUTRAL	0- 0	0- 0	0- 0				
2- 2	0- 0	0- 0	CONFERENCE	0- 1	0- 0	2- 1				
1- 1	0- 0	0- 0	HOME	0- 1	0- 0	1- 0				
1- 1	0- 0	0- 0	AWAY	0- 0	0- 0	1- 1				
0- 0	0- 0	0- 0	NEUTRAL	0- 0	0- 0	0- 0				

RPI 1-25				RPI 26-50				RPI 51-100				RPI 101+ Team's RPI: 345			
RPI	S	Opponent	Score	RPI	S	Opponent	Score	RPI	S	Opponent	Score	RPI	S	Opponent	Score
19	A	South Fla.	53 97					80	A	Furman	71 81	136	H	East Tenn. St.	68 81
								100	H	Liberty	55 67	213	A	Presbyterian	57 69
												215	A	N.C. A&T	46 63
												224	A	USC Upstate	60 67
												291	H	Western Caro.	66 79
												328	A	N.C. Central	52 55
												337	A	Longwood	60 44
												340	H	Wofford	52 70
												349	H	Charleston So.	56 47
LAST 12 Division I GAMES:															
213	A	Presbyterian	57 69	337	A	Longwood	60 44								
100	H	Liberty	55 67	80	A	Furman	71 81								
224	A	USC Upstate	60 67	340	H	Wofford	52 70								
291	H	Western Caro.	66 79	349	H	Charleston So.	56 47								
215	A	N.C. A&T	46 63	328	A	N.C. Central	52 55								
136	H	East Tenn. St.	68 81	19	A	South Fla.	53 97								

Non-Div I Games: Barton 71 48

UNC Asheville

■ Loss,
 ■ Non-Conf, S Site,
 ■ Home
 ■ Away
 N Neutral

UNC Greensboro

Through Games Of Jan. 4, 2015

Average RPI Win:	292	WON-LOST	WINNING	LAST 10	STRENGTH OF	OPP. STRENGTH	TEAM	ADJ.	CONF.	ADJ CONF.
Average RPI Loss:	178	RECORD	PCT. RANK	GAMES	SCHEDULE	OF SCHEDULE	RPI	RPI	RPI	RPI
DIV. I ONLY	4- 10	263	2- 7	274	312	282	282	20	20	
DIV. I NON-CONF.	4- 10	260	3- 8	267	314	288	288	21	21	
TOTALS	RPI 1-25	RPI 26-50	W-L RECORDS	RPI 51-100	RPI 101-150	RPI 150+				
4- 10	0- 0	0- 0	OVERALL	0- 2	0- 2	4- 6				
2- 1	0- 0	0- 0	HOME	0- 0	0- 0	2- 1				
2- 6	0- 0	0- 0	AWAY	0- 2	0- 2	2- 2				
0- 3	0- 0	0- 0	NEUTRAL	0- 0	0- 0	0- 3				
4- 10	0- 0	0- 0	NON-CONFERENCE	0- 2	0- 2	4- 6				
2- 1	0- 0	0- 0	HOME	0- 0	0- 0	2- 1				
2- 6	0- 0	0- 0	AWAY	0- 2	0- 2	2- 2				
0- 3	0- 0	0- 0	NEUTRAL	0- 0	0- 0	0- 3				
0- 0	0- 0	0- 0	CONFERENCE	0- 0	0- 0	0- 0				
0- 0	0- 0	0- 0	HOME	0- 0	0- 0	0- 0				
0- 0	0- 0	0- 0	AWAY	0- 0	0- 0	0- 0				
0- 0	0- 0	0- 0	NEUTRAL	0- 0	0- 0	0- 0				

RPI 1-25			RPI 26-50			RPI 51-100			RPI 101+			Team's RPI: 282
RPI	S	Opponent	Score	RPI	S	Opponent	Score	RPI	S	Opponent	Score	
						86 A Clemson	51 80	131 A VCU		73 80		
						89 A St. Bonaventure	60 78	143 A Hawaii		54 74		
								155 A High Point		67 78		
								159 N LSU		61 82		
								219 A Col. of Charleston		70 68		
								220 N Northern Ky.		58 66		
								224 H USC Upstate		60 69		
								267 A Navy		64 71		
								277 H South Carolina St.		70 50		
								306 N Florida A&M		64 70		
								333 H Gardner-Webb		76 60		
								337 A Longwood		70 64		
LAST 12 Division I GAMES:												
143 A Hawaii		54 74	131 A VCU		73 80							
306 N Florida A&M		64 70	277 H South Carolina St.		70 50							
159 N LSU		61 82	155 A High Point		67 78							
89 A St. Bonaventure		60 78	333 H Gardner-Webb		76 60							
337 A Longwood		70 64	220 N Northern Ky.		58 66							
224 H USC Upstate		60 69	267 A Navy		64 71							

Non-Div I Games: Livingstone 81 77

UNC Greensboro

Loss, Non-Conf, S Site, H Home A Away N Neutral

Average RPI Win:	239	WON-LOST	WINNING	LAST 10	STRENGTH OF	OPP. STRENGTH	TEAM	ADJ.	CONF.	ADJ CONF.
Average RPI Loss:	151	RECORD	PCT. RANK	GAMES	SCHEDULE	OF SCHEDULE	RPI	RPI	RPI	RPI
DIV. I ONLY	4- 7	227	3- 7	189	329	283	283	10	10	
DIV. I NON-CONF.	3- 7	250	3- 7	199	328	305	305	10	10	
TOTALS	RPI 1-25	RPI 26-50	W-L RECORDS	RPI 51-100	RPI 101-150	RPI 150+				
4- 7	0- 0	0- 1	OVERALL	0- 0	1- 3	3- 3				
4- 4	0- 0	0- 0	HOME	0- 0	1- 2	3- 2				
0- 3	0- 0	0- 1	AWAY	0- 0	0- 1	0- 1				
0- 0	0- 0	0- 0	NEUTRAL	0- 0	0- 0	0- 0				
3- 7	0- 0	0- 1	NON-CONFERENCE	0- 0	1- 3	2- 3				
3- 4	0- 0	0- 0	HOME	0- 0	1- 2	2- 2				
0- 3	0- 0	0- 1	AWAY	0- 0	0- 1	0- 1				
0- 0	0- 0	0- 0	NEUTRAL	0- 0	0- 0	0- 0				
1- 0	0- 0	0- 0	CONFERENCE	0- 0	0- 0	1- 0				
1- 0	0- 0	0- 0	HOME	0- 0	0- 0	1- 0				
0- 0	0- 0	0- 0	AWAY	0- 0	0- 0	0- 0				
0- 0	0- 0	0- 0	NEUTRAL	0- 0	0- 0	0- 0				

RPI 1-25			RPI 26-50			RPI 51-100			RPI 101+			Team's RPI: 283
RPI	S	Opponent	Score	RPI	S	Opponent	Score	RPI	S	Opponent	Score	
				42	A	Stetson	55 72					
								129	H	Richmond	67 77	
								131	H	VCU	53 59	
								136	H	East Tenn. St.	61 48	
								139	A	Appalachian St.	72 82	
								157	H	North Florida	41 55	
								167	A	Fla. Atlantic	80 84	
								201	H	William & Mary	63 62	
								268	H	Campbell	89 80	
								291	H	Western Caro.	53 64	
								349	H	Charleston So.	80 70	
LAST 12 Division I GAMES:												
201	H	William & Mary	63 62	136	H	East Tenn. St.	61 48					
42	A	Stetson	55 72	129	H	Richmond	67 77					
167	A	Fla. Atlantic	80 84	131	H	VCU	53 59					
349	H	Charleston So.	80 70	291	H	Western Caro.	53 64					
268	H	Campbell	89 80	157	H	North Florida	41 55					
				139	A	Appalachian St.	72 82					

Non-Div I Games: UNC Pembroke 75 38

UNCW

■ Loss,
 ■ Non-Conf,
 ■ S Site,
 ■ H Home
 ■ A Away
 N Neutral

Average RPI Win:	250	WON-LOST	WINNING	LAST 10	STRENGTH OF	OPP. STRENGTH	TEAM	ADJ.	CONF.	ADJ CONF.
Average RPI Loss:	66	RECORD	PCT. RANK	GAMES	SCHEDULE	OF SCHEDULE	RPI	RPI	RPI	RPI
DIV. I ONLY	6- 7	183	5- 5	73	193	118	118	15	15	
DIV. I NON-CONF.	4- 7	218	3- 7	17	199	125	125	14	14	
TOTALS	RPI 1-25	RPI 26-50	W-L RECORDS	RPI 51-100	RPI 101-150	RPI 150+				
6- 7	0- 1	0- 1	OVERALL	0- 4	1- 1	5- 0				
3- 2	0- 0	0- 0	HOME	0- 2	1- 0	2- 0				
3- 4	0- 1	0- 0	AWAY	0- 2	0- 1	3- 0				
0- 1	0- 0	0- 1	NEUTRAL	0- 0	0- 0	0- 0				
4- 7	0- 1	0- 1	NON-CONFERENCE	0- 4	1- 1	3- 0				
3- 2	0- 0	0- 0	HOME	0- 2	1- 0	2- 0				
1- 4	0- 1	0- 0	AWAY	0- 2	0- 1	1- 0				
0- 1	0- 0	0- 1	NEUTRAL	0- 0	0- 0	0- 0				
2- 0	0- 0	0- 0	CONFERENCE	0- 0	0- 0	2- 0				
0- 0	0- 0	0- 0	HOME	0- 0	0- 0	0- 0				
2- 0	0- 0	0- 0	AWAY	0- 0	0- 0	2- 0				
0- 0	0- 0	0- 0	NEUTRAL	0- 0	0- 0	0- 0				

RPI	S	Opponent	Score	RPI	S	Opponent	Score	RPI	S	Opponent	Score	RPI	S	Opponent	Score	Team's RPI: 118
9	A	Iowa	45 73	50	N	Tulane	48 71	65	A	South Dakota	77 85	110	H	Dartmouth	62 46	
								69	H	South Dakota St.	60 74	124	A	Hofstra	58 61	
								70	A	Akron	73 82	244	A	Tulsa	69 66	
								77	H	Creighton	56 58	256	H	North Dakota St.	56 41	
												262	A	Loyola Chicago	75 58	
												286	H	Northern Ill.	51 42	
												339	A	Bradley	70 51	
LAST 12 Division I GAMES:																
262	A	Loyola Chicago	75 58	256	H	North Dakota St.	56 41	77	H	Creighton	56 58	65	A	South Dakota	77 85	
339	A	Bradley	70 51	50	N	Tulane	48 71	124	A	Hofstra	58 61	9	A	Iowa	45 73	
69	H	South Dakota St.	60 74													
286	H	Northern Ill.	51 42													
110	H	Dartmouth	62 46													
70	A	Akron	73 82													

Non-Div I Games:

UNI

■ Loss,
■ Non-Conf,
■ S Site,
■ H Home
■ A Away
N Neutral

Average RPI Win:	303	WON-LOST	WINNING	LAST 10	STRENGTH OF	OPP. STRENGTH	TEAM	ADJ.	CONF.	ADJ CONF.
Average RPI Loss:	129	RECORD	PCT. RANK	GAMES	SCHEDULE	OF SCHEDULE	RPI	RPI	RPI	RPI
DIV. I ONLY	4- 8	241	2- 8	179	278	269	269	19	19	
DIV. I NON-CONF.	3- 8	264	3- 8	179	274	287	287	19	19	
TOTALS	RPI 1-25	RPI 26-50	W-L RECORDS	RPI 51-100	RPI 101-150	RPI 150+				
4- 8	0- 0	0- 1	OVERALL	0- 3	0- 2	4- 2				
4- 2	0- 0	0- 1	HOME	0- 1	0- 0	4- 0				
0- 5	0- 0	0- 0	AWAY	0- 2	0- 1	0- 2				
0- 1	0- 0	0- 0	NEUTRAL	0- 0	0- 1	0- 0				
3- 8	0- 0	0- 1	NON-CONFERENCE	0- 3	0- 2	3- 2				
3- 2	0- 0	0- 1	HOME	0- 1	0- 0	3- 0				
0- 5	0- 0	0- 0	AWAY	0- 2	0- 1	0- 2				
0- 1	0- 0	0- 0	NEUTRAL	0- 0	0- 1	0- 0				
1- 0	0- 0	0- 0	CONFERENCE	0- 0	0- 0	1- 0				
1- 0	0- 0	0- 0	HOME	0- 0	0- 0	1- 0				
0- 0	0- 0	0- 0	AWAY	0- 0	0- 0	0- 0				
0- 0	0- 0	0- 0	NEUTRAL	0- 0	0- 0	0- 0				

RPI S	Opponent	Score	RPI S	Opponent	Score	RPI S	Opponent	Score	RPI S	Opponent	Score	Team's RPI: 269
39	H Northwestern	84 88	69	H South Dakota St.	59 65	133	N Missouri	60 79				
			85	A BYU	61 76	143	A Hawaii	70 79				
			98	A Bakersfield	71 74	203	A Utah	49 62				
						242	H Wyoming	58 55				
						259	A Southern Utah	84 93				
						287	H Loyola Marymount	91 76				
						334	H A&M-Corpus Christi	77 65				
						347	H Delaware St.	91 78				
LAST 12 Division I GAMES:												
242	H Wyoming	58 55	85	A BYU	61 76							
98	A Bakersfield	71 74	69	H South Dakota St.	59 65							
39	H Northwestern	84 88	347	H Delaware St.	91 78							
259	A Southern Utah	84 93	143	A Hawaii	70 79							
203	A Utah	49 62	133	N Missouri	60 79							
334	H A&M-Corpus Christi	77 65	287	H Loyola Marymount	91 76							

Non-Div I Games:

UNLV

■ Loss,
 ■ Non-Conf,
 S Site,
 ■ Home
 ■ Away
 N Neutral

Average RPI Win:	297	WON-LOST	WINNING	LAST 10	STRENGTH OF	OPP. STRENGTH	TEAM	ADJ.	CONF.	ADJ CONF.
Average RPI Loss:	167	RECORD	PCT. RANK	GAMES	SCHEDULE	OF SCHEDULE	RPI	RPI	RPI	RPI
DIV. I ONLY	6- 6	161	5- 4	303	302	224	224	12	12	
DIV. I NON-CONF.	6- 6	157	6- 4	301	299	230	230	12	12	
TOTALS	RPI 1-25	RPI 26-50	W-L RECORDS	RPI 51-100	RPI 101-150	RPI 150+				
6- 6	0- 1	0- 0	OVERALL	0- 1	0- 1	6- 3				
5- 0	0- 0	0- 0	HOME	0- 0	0- 0	5- 0				
1- 6	0- 1	0- 0	AWAY	0- 1	0- 1	1- 3				
0- 0	0- 0	0- 0	NEUTRAL	0- 0	0- 0	0- 0				
6- 6	0- 1	0- 0	NON-CONFERENCE	0- 1	0- 1	6- 3				
5- 0	0- 0	0- 0	HOME	0- 0	0- 0	5- 0				
1- 6	0- 1	0- 0	AWAY	0- 1	0- 1	1- 3				
0- 0	0- 0	0- 0	NEUTRAL	0- 0	0- 0	0- 0				
0- 0	0- 0	0- 0	CONFERENCE	0- 0	0- 0	0- 0				
0- 0	0- 0	0- 0	HOME	0- 0	0- 0	0- 0				
0- 0	0- 0	0- 0	AWAY	0- 0	0- 0	0- 0				
0- 0	0- 0	0- 0	NEUTRAL	0- 0	0- 0	0- 0				

RPI 1-25				RPI 26-50				RPI 51-100				RPI 101+ Team's RPI: 224			
RPI	S	Opponent	Score	RPI	S	Opponent	Score	RPI	S	Opponent	Score	RPI	S	Opponent	Score
9	A	Iowa	56 107					55	A	Iowa St.	76 98	148	A	Alabama	65 74
												198	H	Morehead St.	75 69
												219	A	Col. of Charleston	60 61
												277	A	South Carolina St.	50 60
												282	A	UNC Greensboro	69 60
												291	A	Western Caro.	59 63
												298	H	IPFW	85 73
												322	H	UMES	60 38
												336	H	Norfolk St.	70 58
												345	H	UNC Asheville	67 60
LAST 12 Division I GAMES:															
336	H	Norfolk St.	70 58	291	A	Western Caro.	59 63								
219	A	Col. of Charleston	60 61	148	A	Alabama	65 74								
345	H	UNC Asheville	67 60	277	A	South Carolina St.	50 60								
198	H	Morehead St.	75 69	298	H	IPFW	85 73								
322	H	UMES	60 38	282	A	UNC Greensboro	69 60								
9	A	Iowa	56 107	55	A	Iowa St.	76 98								

Non-Div I Games: Converse 78 50 Brevard 72 44

USC Upstate

Loss, Non-Conf, S Site, H Home A Away N Neutral

Average RPI Win:	252	WON-LOST	WINNING	LAST 10	STRENGTH OF	OPP. STRENGTH	TEAM	ADJ.	CONF.	ADJ CONF.
Average RPI Loss:	110	RECORD	PCT. RANK	GAMES	SCHEDULE	OF SCHEDULE	RPI	RPI	RPI	RPI
DIV. I ONLY	5- 9	239	4- 6	192	89	199	199	27	27	
DIV. I NON-CONF.	4- 9	246	4- 7	171	112	226	226	27	27	
TOTALS	RPI 1-25	RPI 26-50	W-L RECORDS	RPI 51-100	RPI 101-150	RPI 150+				
5- 9	0- 2	0- 1	OVERALL	0- 0	0- 4	5- 2				
2- 2	0- 0	0- 1	HOME	0- 0	0- 1	2- 0				
3- 5	0- 1	0- 0	AWAY	0- 0	0- 2	3- 2				
0- 2	0- 1	0- 0	NEUTRAL	0- 0	0- 1	0- 0				
4- 9	0- 2	0- 1	NON-CONFERENCE	0- 0	0- 4	4- 2				
2- 2	0- 0	0- 1	HOME	0- 0	0- 1	2- 0				
2- 5	0- 1	0- 0	AWAY	0- 0	0- 2	2- 2				
0- 2	0- 1	0- 0	NEUTRAL	0- 0	0- 1	0- 0				
1- 0	0- 0	0- 0	CONFERENCE	0- 0	0- 0	1- 0				
0- 0	0- 0	0- 0	HOME	0- 0	0- 0	0- 0				
1- 0	0- 0	0- 0	AWAY	0- 0	0- 0	1- 0				
0- 0	0- 0	0- 0	NEUTRAL	0- 0	0- 0	0- 0				

RPI 1-25				RPI 26-50				RPI 51-100				RPI 101+ Team's RPI: 199			
RPI	S	Opponent	Score	RPI	S	Opponent	Score	RPI	S	Opponent	Score	RPI	S	Opponent	Score
6	A	Louisville	43 77	43	H	Chattanooga	54 65					125	H	Southern Ill.	78 87
8	N	Dayton	47 78									133	A	Missouri	65 74
												135	N	Pepperdine	58 59
												148	A	Alabama	55 68
												172	A	Belmont	85 68
												187	A	Arizona	56 61
												192	H	Evansville	84 74
												207	A	Samford	75 79
												276	A	Miami (OH)	90 57
												305	H	Cincinnati	62 61
												317	A	Illinois St.	79 46
LAST 12 Division I GAMES:															
172	A	Belmont	85 68	317	A	Illinois St.	79 46								
187	A	Arizona	56 61	148	A	Alabama	55 68								
133	A	Missouri	65 74	192	H	Evansville	84 74								
276	A	Miami (OH)	90 57	207	A	Samford	75 79								
43	H	Chattanooga	54 65	135	N	Pepperdine	58 59								
305	H	Cincinnati	62 61	8	N	Dayton	47 78								

Non-Div I Games:

UT Martin

■ Loss,
■ Non-Conf,
■ S Site,
■ H Home
■ A Away
N Neutral

Average RPI Win:	278	WON-LOST	WINNING	LAST 10	STRENGTH OF	OPP. STRENGTH	TEAM	ADJ.	CONF.	ADJ CONF.
Average RPI Loss:	175	RECORD	PCT. RANK	GAMES	SCHEDULE	OF SCHEDULE	RPI	RPI	RPI	RPI
DIV. I ONLY	6- 4	122	5- 4	345	208	290	290	17	17	
DIV. I NON-CONF.	4- 4	157	4- 4	342	167	314	314	17	17	
TOTALS	RPI 1-25	RPI 26-50	W-L RECORDS	RPI 51-100	RPI 101-150	RPI 150+				
6- 4	0- 0	0- 0	OVERALL	0- 1	0- 0	6- 3				
6- 1	0- 0	0- 0	HOME	0- 0	0- 0	6- 1				
0- 2	0- 0	0- 0	AWAY	0- 0	0- 0	0- 2				
0- 1	0- 0	0- 0	NEUTRAL	0- 1	0- 0	0- 0				
4- 4	0- 0	0- 0	NON-CONFERENCE	0- 1	0- 0	4- 3				
4- 1	0- 0	0- 0	HOME	0- 0	0- 0	4- 1				
0- 2	0- 0	0- 0	AWAY	0- 0	0- 0	0- 2				
0- 1	0- 0	0- 0	NEUTRAL	0- 1	0- 0	0- 0				
2- 0	0- 0	0- 0	CONFERENCE	0- 0	0- 0	2- 0				
2- 0	0- 0	0- 0	HOME	0- 0	0- 0	2- 0				
0- 0	0- 0	0- 0	AWAY	0- 0	0- 0	0- 0				
0- 0	0- 0	0- 0	NEUTRAL	0- 0	0- 0	0- 0				

RPI 1-25			RPI 26-50			RPI 51-100			RPI 101+			Team's RPI: 290
RPI	S	Opponent	Score	RPI	S	Opponent	Score	RPI	S	Opponent	Score	
						58 N	Kansas St.	43	72	197 A	New Mexico	57 72
										202 H	Prairie View	86 48
										216 A	SMU	59 63
										225 H	New Mexico St.	78 73
										229 H	Houston Baptist	77 87
										239 H	Rice	54 51
										321 H	Northern Ariz.	82 58
										338 H	North Texas	60 58
										342 H	Alcorn	63 53
LAST 12 Division I GAMES:												
						239 H	Rice	54	51	229 H	Houston Baptist	77 87
						338 H	North Texas	60	58	58 N	Kansas St.	43 72
						342 H	Alcorn	63	53	321 H	Northern Ariz.	82 58
						202 H	Prairie View	86	48	216 A	SMU	59 63
						197 A	New Mexico	57	72	225 H	New Mexico St.	78 73

Non-Div I Games: Eastern N.M. 84 49

UTEP

■ Loss,
 ■ Non-Conf,
 ■ S Site,
 ■ H Home
 ■ A Away
 N Neutral

Average RPI Win:	266	WON-LOST	WINNING	LAST 10	STRENGTH OF	OPP. STRENGTH	TEAM	ADJ.	CONF.	ADJ CONF.
Average RPI Loss:	146	RECORD	PCT. RANK	GAMES	SCHEDULE	OF SCHEDULE	RPI	RPI	RPI	RPI
DIV. I ONLY	6- 8	201	4- 6	211	293	249	249	17	17	
DIV. I NON-CONF.	5- 7	201	4- 6	154	284	215	215	17	17	
TOTALS	RPI 1-25	RPI 26-50	W-L RECORDS	RPI 51-100	RPI 101-150	RPI 150+				
6- 8	0- 1	0- 0	OVERALL	0- 2	0- 2	6- 3				
4- 4	0- 0	0- 0	HOME	0- 1	0- 2	4- 1				
2- 2	0- 1	0- 0	AWAY	0- 1	0- 0	2- 0				
0- 2	0- 0	0- 0	NEUTRAL	0- 0	0- 0	0- 2				
5- 7	0- 1	0- 0	NON-CONFERENCE	0- 2	0- 2	5- 2				
3- 3	0- 0	0- 0	HOME	0- 1	0- 2	3- 0				
2- 2	0- 1	0- 0	AWAY	0- 1	0- 0	2- 0				
0- 2	0- 0	0- 0	NEUTRAL	0- 0	0- 0	0- 2				
1- 1	0- 0	0- 0	CONFERENCE	0- 0	0- 0	1- 1				
1- 1	0- 0	0- 0	HOME	0- 0	0- 0	1- 1				
0- 0	0- 0	0- 0	AWAY	0- 0	0- 0	0- 0				
0- 0	0- 0	0- 0	NEUTRAL	0- 0	0- 0	0- 0				

RPI 1-25				RPI 26-50				RPI 51-100				RPI 101+ Team's RPI: 249			
RPI	S	Opponent	Score	RPI	S	Opponent	Score	RPI	S	Opponent	Score	RPI	S	Opponent	Score
11	A	Texas	48 68					65	H	South Dakota	69 76	134	H	Drake	61 69
								72	A	Texas Tech	48 64	140	H	Texas St.	53 57
												171	H	Abilene Christian	70 57
												194	A	Texas-Arlington	63 55
												231	N	Houston	53 56
												239	H	Rice	58 62
												261	H	SIUE	75 60
												272	N	Nicholls St.	49 57
												313	H	Incarinate Word	57 31
												319	A	Lamar	72 40
												338	H	North Texas	53 45
LAST 12 Division I GAMES:															
239	H	Rice	58 62	338	H	North Texas	53 45								
261	H	SIUE	75 60	140	H	Texas St.	53 57								
65	H	South Dakota	69 76	194	A	Texas-Arlington	63 55								
272	N	Nicholls St.	49 57	313	H	Incarinate Word	57 31								
72	A	Texas Tech	48 64	134	H	Drake	61 69								
231	N	Houston	53 56	319	A	Lamar	72 40								

Non-Div I Games:

UTSA

■ Loss,
 ■ Non-Conf,
 ■ S Site,
 ■ H Home
 ■ A Away
 N Neutral

Average RPI Win:	223	WON-LOST	WINNING	LAST 10	STRENGTH OF	OPP. STRENGTH	TEAM	ADJ.	CONF.	ADJ CONF.
Average RPI Loss:	95	RECORD	PCT. RANK	GAMES	SCHEDULE	OF SCHEDULE	RPI	RPI	RPI	RPI
DIV. I ONLY	6- 6	161	5- 5	215	50	203	203	4	4	
DIV. I NON-CONF.	6- 5	145	6- 5	250	79	222	222	3	3	
TOTALS	RPI 1-25	RPI 26-50	W-L RECORDS	RPI 51-100	RPI 101-150	RPI 150+				
6- 6	0- 1	0- 1	OVERALL	0- 2	0- 1	6- 1				
6- 1	0- 0	0- 0	HOME	0- 1	0- 0	6- 0				
0- 3	0- 1	0- 1	AWAY	0- 1	0- 0	0- 0				
0- 2	0- 0	0- 0	NEUTRAL	0- 0	0- 1	0- 1				
6- 5	0- 0	0- 1	NON-CONFERENCE	0- 2	0- 1	6- 1				
6- 1	0- 0	0- 0	HOME	0- 1	0- 0	6- 0				
0- 2	0- 0	0- 1	AWAY	0- 1	0- 0	0- 0				
0- 2	0- 0	0- 0	NEUTRAL	0- 0	0- 1	0- 1				
0- 1	0- 1	0- 0	CONFERENCE	0- 0	0- 0	0- 0				
0- 0	0- 0	0- 0	HOME	0- 0	0- 0	0- 0				
0- 1	0- 1	0- 0	AWAY	0- 0	0- 0	0- 0				
0- 0	0- 0	0- 0	NEUTRAL	0- 0	0- 0	0- 0				

RPI 1-25				RPI 26-50				RPI 51-100				RPI 101+ Team's RPI: 203			
RPI	S	Opponent	Score	RPI	S	Opponent	Score	RPI	S	Opponent	Score	RPI	S	Opponent	Score
25	A	California	49 67	27	A	Nebraska	43 66	77	A	Creighton	56 64	117	N	Ole Miss	38 52
								85	H	BYU	56 60	188	H	Louisiana Tech	67 52
												200	H	San Jose St.	100 87
												204	H	Charlotte	54 52
												228	H	Idaho St.	59 40
												236	N	Portland	50 58
												247	H	Utah St.	63 57
												269	H	UNLV	62 49
LAST 12 Division I GAMES:															
204	H	Charlotte	54 52	25	A	California	49 67	236	N	Portland	50 58	117	N	Ole Miss	38 52
188	H	Louisiana Tech	67 52	27	A	Nebraska	43 66	77	A	Creighton	56 64	200	H	San Jose St.	100 87
85	H	BYU	56 60												
228	H	Idaho St.	59 40												
269	H	UNLV	62 49												
247	H	Utah St.	63 57												

Non-Div I Games:

Utah

Average RPI Win:	259	WON-LOST	WINNING	LAST 10	STRENGTH OF	OPP. STRENGTH	TEAM	ADJ.	CONF.	ADJ CONF.
Average RPI Loss:	116	RECORD	PCT. RANK	GAMES	SCHEDULE	OF SCHEDULE	RPI	RPI	RPI	RPI
DIV. I ONLY	2- 11	319	1- 8	30	249	247	247	19	19	
DIV. I NON-CONF.	2- 9	297	2- 7	34	209	232	232	19	19	
TOTALS	RPI 1-25	RPI 26-50	W-L RECORDS	RPI 51-100	RPI 101-150	RPI 150+				
2- 11	0- 1	0- 2	OVERALL	0- 3	0- 1	2- 4				
2- 2	0- 0	0- 0	HOME	0- 2	0- 0	2- 0				
0- 7	0- 1	0- 1	AWAY	0- 1	0- 0	0- 4				
0- 2	0- 0	0- 1	NEUTRAL	0- 0	0- 1	0- 0				
2- 9	0- 1	0- 2	NON-CONFERENCE	0- 2	0- 1	2- 3				
2- 1	0- 0	0- 0	HOME	0- 1	0- 0	2- 0				
0- 6	0- 1	0- 1	AWAY	0- 1	0- 0	0- 3				
0- 2	0- 0	0- 1	NEUTRAL	0- 0	0- 1	0- 0				
0- 2	0- 0	0- 0	CONFERENCE	0- 1	0- 0	0- 1				
0- 1	0- 0	0- 0	HOME	0- 1	0- 0	0- 0				
0- 1	0- 0	0- 0	AWAY	0- 0	0- 0	0- 1				
0- 0	0- 0	0- 0	NEUTRAL	0- 0	0- 0	0- 0				

RPI 1-25				RPI 26-50				RPI 51-100				RPI 101+ Team's RPI: 247			
RPI	S	Opponent	Score	RPI	S	Opponent	Score	RPI	S	Opponent	Score	RPI	S	Opponent	Score
12	A	Baylor	43 99	29	A	Oregon St.	62 85	66	A	Pacific	62 70	128	N	Marist	65 68
				42	N	Stetson	64 84	85	H	BYU	58 62	191	A	Oregon	77 100
								95	H	Boise St.	53 63	193	H	Northern Colo.	65 61
												200	A	San Jose St.	58 62
												203	A	Utah	57 63
												227	A	Sacramento St.	92 102
												324	H	Utah Valley	79 61
LAST 12 Division I GAMES:															
200	A	San Jose St.	58 62	95	H	Boise St.	53 63	42	N	Stetson	64 84	128	N	Marist	65 68
85	H	BYU	58 62	12	A	Baylor	43 99	324	H	Utah Valley	79 61	29	A	Oregon St.	62 85
227	A	Sacramento St.	92 102												
66	A	Pacific	62 70												
193	H	Northern Colo.	65 61												
203	A	Utah	57 63												

Non-Div I Games: Westminster (UT) 60 51

Utah St.

■ Loss,
 ■ Non-Conf,
 ■ S Site,
 ■ Home
 ■ A Away
 N Neutral

Average RPI Win: 263		WON-LOST	WINNING	LAST 10	STRENGTH OF	OPP. STRENGTH	TEAM	ADJ.	CONF.	ADJ CONF.
Average RPI Loss: 183		RECORD	PCT. RANK	GAMES	SCHEDULE	OF SCHEDULE	RPI	RPI	RPI	RPI
DIV. I ONLY		4- 8	241	4- 6	321	250	324	324	30	30
DIV. I NON-CONF.		4- 8	233	4- 7	325	250	323	323	33	33
TOTALS		RPI 1-25	RPI 26-50	W-L RECORDS	RPI 51-100	RPI 101-150	RPI 150+			
4- 8	0- 0		0- 0	OVERALL	1- 0	0- 3	3- 5			
4- 2	0- 0		0- 0	HOME	1- 0	0- 1	3- 1			
0- 5	0- 0		0- 0	AWAY	0- 0	0- 2	0- 3			
0- 1	0- 0		0- 0	NEUTRAL	0- 0	0- 0	0- 1			
4- 8	0- 0		0- 0	NON-CONFERENCE	1- 0	0- 3	3- 5			
4- 2	0- 0		0- 0	HOME	1- 0	0- 1	3- 1			
0- 5	0- 0		0- 0	AWAY	0- 0	0- 2	0- 3			
0- 1	0- 0		0- 0	NEUTRAL	0- 0	0- 0	0- 1			
0- 0	0- 0		0- 0	CONFERENCE	0- 0	0- 0	0- 0			
0- 0	0- 0		0- 0	HOME	0- 0	0- 0	0- 0			
0- 0	0- 0		0- 0	AWAY	0- 0	0- 0	0- 0			
0- 0	0- 0		0- 0	NEUTRAL	0- 0	0- 0	0- 0			

RPI 1-25				RPI 26-50				RPI 51-100				RPI 101+				Team's RPI: 324	
RPI	S	Opponent	Score	RPI	S	Opponent	Score	RPI	S	Opponent	Score	RPI	S	Opponent	Score		
								95	H	Boise St.	68 60	111	H	Eastern Wash.	62	68	
												138	A	San Francisco	50	69	
												146	A	UC Davis	49	59	
												153	A	Montana	44	68	
												180	N	Saint Louis	66	68	
												228	A	Idaho St.	67	68	
												247	A	Utah St.	61	79	
												259	H	Southern Utah	72	76	
												284	H	Weber St.	61	40	
												323	H	Omaha	59	57	
												348	H	Air Force	58	44	
LAST 12 Division I GAMES:																	
180	N	Saint Louis	66	68	323	H	Omaha	59	57								
153	A	Montana	44	68	138	A	San Francisco	50	69								
228	A	Idaho St.	67	68	146	A	UC Davis	49	59								
348	H	Air Force	58	44	284	H	Weber St.	61	40								
95	H	Boise St.	68	60	247	A	Utah St.	61	79								
259	H	Southern Utah	72	76	111	H	Eastern Wash.	62	68								

Non-Div I Games:	Montana Tech	75	65	Bristol	109	74
------------------	--------------	----	----	---------	-----	----

Utah Valley

■ Loss, ■ Non-Conf, S Site, H Home A Away N Neutral

Average RPI Win:	248	WON-LOST	WINNING	LAST 10	STRENGTH OF	OPP. STRENGTH	TEAM	ADJ.	CONF.	ADJ CONF.
Average RPI Loss:	106	RECORD	PCT. RANK	GAMES	SCHEDULE	OF SCHEDULE	RPI	RPI	RPI	RPI
DIV. I ONLY	9- 5	99	6- 4	289	144	131	131	6	6	
DIV. I NON-CONF.	9- 4	83	7- 4	276	186	117	117	7	7	
TOTALS	RPI 1-25	RPI 26-50	W-L RECORDS	RPI 51-100	RPI 101-150	RPI 150+				
9- 5	0- 0	0- 1	OVERALL	0- 2	0- 1	9- 1				
6- 0	0- 0	0- 0	HOME	0- 0	0- 0	6- 0				
3- 5	0- 0	0- 1	AWAY	0- 2	0- 1	3- 1				
0- 0	0- 0	0- 0	NEUTRAL	0- 0	0- 0	0- 0				
9- 4	0- 0	0- 1	NON-CONFERENCE	0- 2	0- 0	9- 1				
6- 0	0- 0	0- 0	HOME	0- 0	0- 0	6- 0				
3- 4	0- 0	0- 1	AWAY	0- 2	0- 0	3- 1				
0- 0	0- 0	0- 0	NEUTRAL	0- 0	0- 0	0- 0				
0- 1	0- 0	0- 0	CONFERENCE	0- 0	0- 1	0- 0				
0- 0	0- 0	0- 0	HOME	0- 0	0- 0	0- 0				
0- 1	0- 0	0- 0	AWAY	0- 0	0- 1	0- 0				
0- 0	0- 0	0- 0	NEUTRAL	0- 0	0- 0	0- 0				

RPI S	Opponent	Score	RPI S	Opponent	Score	RPI S	Opponent	Score	RPI S	Opponent	Score	Team's RPI: 131
28	A Ohio St.	86 96	99	A Old Dominion	44 66	102	A Saint Joseph's	46 63	155	H High Point	81 59	
			100	A Liberty	53 69	164	H Tex.-Pan American	64 43	201	A William & Mary	48 56	
						213	H Presbyterian	55 36	215	H N.C. A&T	60 51	
						282	H UNC Greensboro	80 73	283	A UNCW	59 53	
						293	H Wagner	84 75	309	A Coppin St.	63 52	
						322	A UMES	72 50				
LAST 12 Division I GAMES:												
215	H N.C. A&T	60 51	102	A Saint Joseph's	46 63							
309	A Coppin St.	63 52	283	A UNCW	59 53							
164	H Tex.-Pan American	64 43	201	A William & Mary	48 56							
155	H High Point	81 59	28	A Ohio St.	86 96							
282	H UNC Greensboro	80 73	322	A UMES	72 50							
99	A Old Dominion	44 66	100	A Liberty	53 69							

Non-Div I Games:

VCU

Valparaiso

Through Games Of Jan. 4, 2015

Average RPI Win:	256	WON-LOST	WINNING	LAST 10	STRENGTH OF	OPP. STRENGTH	TEAM	ADJ.	CONF.	ADJ CONF.
Average RPI Loss:	126	RECORD	PCT. RANK	GAMES	SCHEDULE	OF SCHEDULE	RPI	RPI	RPI	RPI
DIV. I ONLY	3- 9	276	1- 8	87	253	234	234	13	13	
DIV. I NON-CONF.	3- 9	281	2- 9	94	255	245	245	13	13	
TOTALS	RPI 1-25	RPI 26-50	W-L RECORDS	RPI 51-100	RPI 101-150	RPI 150+				
3- 9	0- 1	0- 1	OVERALL	0- 3	0- 1	3- 3				
2- 4	0- 1	0- 1	HOME	0- 1	0- 0	2- 1				
1- 5	0- 0	0- 0	AWAY	0- 2	0- 1	1- 2				
0- 0	0- 0	0- 0	NEUTRAL	0- 0	0- 0	0- 0				
3- 9	0- 1	0- 1	NON-CONFERENCE	0- 3	0- 1	3- 3				
2- 4	0- 1	0- 1	HOME	0- 1	0- 0	2- 1				
1- 5	0- 0	0- 0	AWAY	0- 2	0- 1	1- 2				
0- 0	0- 0	0- 0	NEUTRAL	0- 0	0- 0	0- 0				
0- 0	0- 0	0- 0	CONFERENCE	0- 0	0- 0	0- 0				
0- 0	0- 0	0- 0	HOME	0- 0	0- 0	0- 0				
0- 0	0- 0	0- 0	AWAY	0- 0	0- 0	0- 0				
0- 0	0- 0	0- 0	NEUTRAL	0- 0	0- 0	0- 0				

RPI 1-25				RPI 26-50				RPI 51-100				RPI 101+ Team's RPI: 234			
RPI	S	Opponent	Score	RPI	S	Opponent	Score	RPI	S	Opponent	Score	RPI	S	Opponent	Score
6	H	Louisville	59 86	42	H	Stetson	62 73	62	H	Illinois	58 80	108	A	Indiana	49 81
								65	A	South Dakota	62 81	162	H	Butler	91 57
								70	A	Akron	65 100	244	H	Tulsa	63 87
												261	A	SIUE	65 77
												276	A	Miami (OH)	59 82
												286	A	Northern Ill.	65 50
												320	H	Tennessee Tech	79 61
LAST 12 Division I GAMES:															
261	A	SIUE	65 77	42	H	Stetson	62 73	62	H	Illinois	58 80	70	A	Akron	65 100
62	H	Illinois	58 80	65	A	South Dakota	62 81	320	H	Tennessee Tech	79 61	286	A	Northern Ill.	65 50
244	H	Tulsa	63 87	276	A	Miami (OH)	59 82	108	A	Indiana	49 81	162	H	Butler	91 57
276	A	Miami (OH)	59 82	6	H	Louisville	59 86								

Non-Div I Games: Purdue-Calumet 109 81

Valparaiso

■ Loss,
 ■ Non-Conf, S Site,
 ■ Home
 ■ Away
 N Neutral

Average RPI Win: 111		WON-LOST	WINNING	LAST 10	STRENGTH OF	OPP. STRENGTH	TEAM	ADJ.	CONF.	ADJ CONF.
Average RPI Loss: 60		RECORD	PCT. RANK	GAMES	SCHEDULE	OF SCHEDULE	RPI	RPI	RPI	RPI
DIV. I ONLY		8- 5	113	5- 5	13	3	41	41	5	5
DIV. I NON-CONF.		8- 4	92	7- 4	27	2	39	39	5	5
TOTALS	RPI 1-25	RPI 26-50		W-L RECORDS		RPI 51-100	RPI 101-150		RPI 150+	
8- 5	3- 3	0- 1		OVERALL		1- 0	1- 0		3- 1	
5- 1	2- 1	0- 0		HOME		0- 0	0- 0		3- 0	
2- 2	0- 0	0- 1		AWAY		1- 0	1- 0		0- 1	
1- 2	1- 2	0- 0		NEUTRAL		0- 0	0- 0		0- 0	
8- 4	3- 3	0- 0		NON-CONFERENCE		1- 0	1- 0		3- 1	
5- 1	2- 1	0- 0		HOME		0- 0	0- 0		3- 0	
2- 1	0- 0	0- 0		AWAY		1- 0	1- 0		0- 1	
1- 2	1- 2	0- 0		NEUTRAL		0- 0	0- 0		0- 0	
0- 1	0- 0	0- 1		CONFERENCE		0- 0	0- 0		0- 0	
0- 0	0- 0	0- 0		HOME		0- 0	0- 0		0- 0	
0- 1	0- 0	0- 1		AWAY		0- 0	0- 0		0- 0	
0- 0	0- 0	0- 0		NEUTRAL		0- 0	0- 0		0- 0	

RPI 1-25				RPI 26-50				Team's RPI: 41				RPI 51-100				RPI 101+			
RPI	S	Opponent	Score	RPI	S	Opponent	Score	RPI	S	Opponent	Score	RPI	S	Opponent	Score	RPI	S	Opponent	Score
2	N	UConn	52 91	36	A	Texas A&M	61 75	60	A	Elon	66 50	122	A	Wisconsin	67 58				
4	N	Arizona St.	67 72									172	H	Belmont	65 58				
7	H	Green Bay	68 64									180	H	Saint Louis	75 57				
8	H	Dayton	67 71									251	A	Marquette	67 80				
16	H	James Madison	66 62									312	H	Mississippi Val.	63 37				
18	N	Minnesota	71 54																
LAST 12 Division I GAMES:																			
16	H	James Madison	66 62	36	A	Texas A&M	61 75												
8	H	Dayton	67 71	2	N	UConn	52 91												
251	A	Marquette	67 80	18	N	Minnesota	71 54												
60	A	Elon	66 50	180	H	Saint Louis	75 57												
312	H	Mississippi Val.	63 37	122	A	Wisconsin	67 58												
4	N	Arizona St.	67 72	7	H	Green Bay	68 64												

Non-Div I Games:

Vanderbilt

Loss, Non-Conf, S Site, H Home A Away N Neutral

Average RPI Win:	240	WON-LOST	WINNING	LAST 10	STRENGTH OF	OPP. STRENGTH	TEAM	ADJ.	CONF.	ADJ CONF.
Average RPI Loss:	145	RECORD	PCT. RANK	GAMES	SCHEDULE	OF SCHEDULE	RPI	RPI	RPI	RPI
DIV. I ONLY	3- 10	289	3- 7	240	154	299	299	23	23	
DIV. I NON-CONF.	3- 9	281	3- 8	233	174	293	293	24	24	
TOTALS	RPI 1-25	RPI 26-50	W-L RECORDS	RPI 51-100	RPI 101-150	RPI 150+				
3- 10	0- 1	0- 0	OVERALL	0- 1	1- 3	2- 5				
2- 5	0- 0	0- 0	HOME	0- 0	1- 3	1- 2				
1- 5	0- 1	0- 0	AWAY	0- 1	0- 0	1- 3				
0- 0	0- 0	0- 0	NEUTRAL	0- 0	0- 0	0- 0				
3- 9	0- 1	0- 0	NON-CONFERENCE	0- 1	1- 2	2- 5				
2- 4	0- 0	0- 0	HOME	0- 0	1- 2	1- 2				
1- 5	0- 1	0- 0	AWAY	0- 1	0- 0	1- 3				
0- 0	0- 0	0- 0	NEUTRAL	0- 0	0- 0	0- 0				
0- 1	0- 0	0- 0	CONFERENCE	0- 0	0- 1	0- 0				
0- 1	0- 0	0- 0	HOME	0- 0	0- 1	0- 0				
0- 0	0- 0	0- 0	AWAY	0- 0	0- 0	0- 0				
0- 0	0- 0	0- 0	NEUTRAL	0- 0	0- 0	0- 0				

RPI 1-25				RPI 26-50				RPI 51-100				RPI 101+ Team's RPI: 299			
RPI	S	Opponent	Score	RPI	S	Opponent	Score	RPI	S	Opponent	Score	RPI	S	Opponent	Score
7	A	Green Bay	40 60					64	A	Syracuse	63 94	109	H	Hartford	46 62
												110	H	Dartmouth	68 63
												113	H	Bryant	55 72
												121	H	Cornell	87 90
												154	A	Central Conn. St.	75 77
												163	A	Sacred Heart	66 76
												185	H	Delaware	46 68
												237	H	Brown	76 81
												293	H	Wagner	82 75
												301	A	Boston U.	61 66
												316	A	St. Francis Brooklyn	63 61
LAST 12 Division I GAMES:															
121	H	Cornell	87 90	109	H	Hartford	46 62								
7	A	Green Bay	40 60	64	A	Syracuse	63 94								
316	A	St. Francis Brooklyn	63 61	185	H	Delaware	46 68								
293	H	Wagner	82 75	154	A	Central Conn. St.	75 77								
110	H	Dartmouth	68 63	301	A	Boston U.	61 66								
163	A	Sacred Heart	66 76	113	H	Bryant	55 72								

Non-Div I Games:

Vermont

Average RPI Win:	170	WON-LOST	WINNING	LAST 10	STRENGTH OF	OPP. STRENGTH	TEAM	ADJ.	CONF.	ADJ CONF.
Average RPI Loss:	89	RECORD	PCT. RANK	GAMES	SCHEDULE	OF SCHEDULE	RPI	RPI	RPI	RPI
DIV. I ONLY	7- 7	161	6- 4	79	41	114	114	8	8	
DIV. I NON-CONF.	5- 6	175	5- 4	42	34	102	102	6	6	
TOTALS	RPI 1-25	RPI 26-50	W-L RECORDS	RPI 51-100	RPI 101-150	RPI 150+				
7- 7	0- 2	0- 1	OVERALL	1- 1	2- 1	4- 2				
5- 1	0- 0	0- 0	HOME	1- 0	2- 0	2- 1				
1- 3	0- 0	0- 1	AWAY	0- 0	0- 1	1- 1				
1- 3	0- 2	0- 0	NEUTRAL	0- 1	0- 0	1- 0				
5- 6	0- 2	0- 1	NON-CONFERENCE	1- 1	1- 1	3- 1				
3- 1	0- 0	0- 0	HOME	1- 0	1- 0	1- 1				
1- 2	0- 0	0- 1	AWAY	0- 0	0- 1	1- 0				
1- 3	0- 2	0- 0	NEUTRAL	0- 1	0- 0	1- 0				
2- 1	0- 0	0- 0	CONFERENCE	0- 0	1- 0	1- 1				
2- 0	0- 0	0- 0	HOME	0- 0	1- 0	1- 0				
0- 1	0- 0	0- 0	AWAY	0- 0	0- 0	0- 1				
0- 0	0- 0	0- 0	NEUTRAL	0- 0	0- 0	0- 0				

RPI 1-25				RPI 26-50				RPI 51-100				RPI 101+				Team's RPI: 114
RPI	S	Opponent	Score	RPI	S	Opponent	Score	RPI	S	Opponent	Score	RPI	S	Opponent	Score	
4	N	Arizona St.	46 51	43	A	Chattanooga	45 49	74	H	North Carolina St.	74 65	102	A	Saint Joseph's	54 58	
19	N	South Fla.	56 57					94	N	Georgia Tech	63 71	120	H	DePaul	79 76	
												145	H	La Salle	70 36	
												163	H	Sacred Heart	49 72	
												174	H	Temple	64 59	
												195	A	Providence	49 51	
												210	A	Cal St. Fullerton	50 43	
												219	N	Col. of Charleston	60 41	
												251	H	Marquette	68 48	
LAST 12 Division I GAMES:																
120	H	DePaul	79 76	251	H	Marquette	68 48									
74	H	North Carolina St.	74 65	195	A	Providence	49 51									
174	H	Temple	64 59	219	N	Col. of Charleston	60 41									
163	H	Sacred Heart	49 72	94	N	Georgia Tech	63 71									
145	H	La Salle	70 36	4	N	Arizona St.	46 51									
102	A	Saint Joseph's	54 58	210	A	Cal St. Fullerton	50 43									

Non-Div I Games:

Villanova

Loss, Non-Conf, S Site, H Home A Away N Neutral

Virginia

Through Games Of Jan. 4, 2015

Average RPI Win:	192	WON-LOST	WINNING	LAST 10	STRENGTH OF	OPP. STRENGTH	TEAM	ADJ.	CONF.	ADJ CONF.
Average RPI Loss:	124	RECORD	PCT. RANK	GAMES	SCHEDULE	OF SCHEDULE	RPI	RPI	RPI	RPI
DIV. I ONLY	11- 3	42	2- 0	220	98	91	91	2	2	
DIV. I NON-CONF.	10- 3	54	2- 0	239	93	108	108	2	2	
TOTALS	RPI 1-25	RPI 26-50	W-L RECORDS	RPI 51-100	RPI 101-150	RPI 150+				
11- 3	0- 0	1- 0	OVERALL	2- 2	2- 0	6- 1				
8- 1	0- 0	1- 0	HOME	2- 0	1- 0	4- 1				
3- 1	0- 0	0- 0	AWAY	0- 1	1- 0	2- 0				
0- 1	0- 0	0- 0	NEUTRAL	0- 1	0- 0	0- 0				
10- 3	0- 0	1- 0	NON-CONFERENCE	2- 2	2- 0	5- 1				
8- 1	0- 0	1- 0	HOME	2- 0	1- 0	4- 1				
2- 1	0- 0	0- 0	AWAY	0- 1	1- 0	1- 0				
0- 1	0- 0	0- 0	NEUTRAL	0- 1	0- 0	0- 0				
1- 0	0- 0	0- 0	CONFERENCE	0- 0	0- 0	1- 0				
0- 0	0- 0	0- 0	HOME	0- 0	0- 0	0- 0				
1- 0	0- 0	0- 0	AWAY	0- 0	0- 0	1- 0				
0- 0	0- 0	0- 0	NEUTRAL	0- 0	0- 0	0- 0				

RPI 1-25				RPI 26-50				RPI 51-100				Team's RPI: 91		RPI 101+			
RPI	S	Opponent	Score	RPI	S	Opponent	Score	RPI	S	Opponent	Score			RPI	S	Opponent	Score
				28	H	Ohio St.	87 82	54	H	St. Mary's (CA)	62 49			112	H	Auburn	66 51
								62	A	Illinois	63 86			115	A	Xavier	71 62
								73	N	Toledo	62 64			184	A	Virginia Tech	62 47
								75	H	Drexel	72 66			238	H	Davidson	57 67
														255	H	Radford	75 47
														300	H	Howard	74 53
														310	A	FIU	74 61
														337	H	Longwood	91 49
														347	H	Delaware St.	100 62
LAST 12 Division I GAMES:																	
				75	H	Drexel	72 66	310	A	FIU	74 61						
				184	A	Virginia Tech	62 47	347	H	Delaware St.	100 62						
				238	H	Davidson	57 67	62	A	Illinois	63 86						
				300	H	Howard	74 53	73	N	Toledo	62 64						
				54	H	St. Mary's (CA)	62 49	112	H	Auburn	66 51						
				337	H	Longwood	91 49	115	A	Xavier	71 62						

Non-Div I Games:

Virginia

■ Loss,
■ Non-Conf, S Site,
■ Home
■ Away
N Neutral

Average RPI Win:	258	WON-LOST	WINNING	LAST 10	STRENGTH OF	OPP. STRENGTH	TEAM	ADJ.	CONF.	ADJ CONF.
Average RPI Loss:	127	RECORD	PCT. RANK	GAMES	SCHEDULE	OF SCHEDULE	RPI	RPI	RPI	RPI
DIV. I ONLY	9- 6	122	6- 4	187	306	184	184	2	2	
DIV. I NON-CONF.	9- 4	83	7- 3	236	324	172	172	2	2	
TOTALS	RPI 1-25	RPI 26-50	W-L RECORDS	RPI 51-100	RPI 101-150	RPI 150+				
9- 6	0- 0	0- 1	OVERALL	0- 3	2- 0	7- 2				
8- 3	0- 0	0- 1	HOME	0- 2	2- 0	6- 0				
1- 3	0- 0	0- 0	AWAY	0- 1	0- 0	1- 2				
0- 0	0- 0	0- 0	NEUTRAL	0- 0	0- 0	0- 0				
9- 4	0- 0	0- 1	NON-CONFERENCE	0- 1	2- 0	7- 2				
8- 2	0- 0	0- 1	HOME	0- 1	2- 0	6- 0				
1- 2	0- 0	0- 0	AWAY	0- 0	0- 0	1- 2				
0- 0	0- 0	0- 0	NEUTRAL	0- 0	0- 0	0- 0				
0- 2	0- 0	0- 0	CONFERENCE	0- 2	0- 0	0- 0				
0- 1	0- 0	0- 0	HOME	0- 1	0- 0	0- 0				
0- 1	0- 0	0- 0	AWAY	0- 1	0- 0	0- 0				
0- 0	0- 0	0- 0	NEUTRAL	0- 0	0- 0	0- 0				

RPI 1-25				RPI 26-50				RPI 51-100				RPI 101+				Team's RPI: 184	
RPI	S	Opponent	Score	RPI	S	Opponent	Score	RPI	S	Opponent	Score	RPI	S	Opponent	Score		
				39	H	Northwestern	45 70	86	A	Clemson	54 63	124	H	Hofstra	60 43		
								91	H	Virginia	47 62	136	H	East Tenn. St.	72 65		
								99	H	Old Dominion	62 69	181	A	Florida	44 73		
												195	A	Providence	72 69		
												255	H	Radford	73 60		
												265	A	George Mason	69 77		
												291	H	Western Caro.	79 58		
												322	H	UMES	63 41		
												328	H	N.C. Central	80 44		
												336	H	Norfolk St.	60 49		
												337	H	Longwood	74 42		
LAST 12 Division I GAMES:																	
				86	A	Clemson	54 63	91	H	Virginia	47 62						
				124	H	Hofstra	60 43	39	H	Northwestern	45 70						
				255	H	Radford	73 60	181	A	Florida	44 73						
				291	H	Western Caro.	79 58	136	H	East Tenn. St.	72 65						
				328	H	N.C. Central	80 44	99	H	Old Dominion	62 69						
				337	H	Longwood	74 42	195	A	Providence	72 69						

Non-Div I Games:

Virginia Tech

Average RPI Win:	287	WON-LOST	WINNING	LAST 10	STRENGTH OF	OPP. STRENGTH	TEAM	ADJ.	CONF.	ADJ CONF.
Average RPI Loss:	151	RECORD	PCT. RANK	GAMES	SCHEDULE	OF SCHEDULE	RPI	RPI	RPI	RPI
DIV. I ONLY	3- 9	276	3- 7	270	145	293	293	28	28	
DIV. I NON-CONF.	2- 9	297	2- 9	208	159	313	313	28	28	
TOTALS	RPI 1-25	RPI 26-50	W-L RECORDS	RPI 51-100	RPI 101-150	RPI 150+				
3- 9	0- 1	0- 1	OVERALL	0- 1	0- 1	3- 5				
2- 3	0- 0	0- 0	HOME	0- 1	0- 0	2- 2				
1- 6	0- 1	0- 1	AWAY	0- 0	0- 1	1- 3				
0- 0	0- 0	0- 0	NEUTRAL	0- 0	0- 0	0- 0				
2- 9	0- 1	0- 1	NON-CONFERENCE	0- 1	0- 1	2- 5				
2- 3	0- 0	0- 0	HOME	0- 1	0- 0	2- 2				
0- 6	0- 1	0- 1	AWAY	0- 0	0- 1	0- 3				
0- 0	0- 0	0- 0	NEUTRAL	0- 0	0- 0	0- 0				
1- 0	0- 0	0- 0	CONFERENCE	0- 0	0- 0	1- 0				
0- 0	0- 0	0- 0	HOME	0- 0	0- 0	0- 0				
1- 0	0- 0	0- 0	AWAY	0- 0	0- 0	1- 0				
0- 0	0- 0	0- 0	NEUTRAL	0- 0	0- 0	0- 0				

RPI 1-25				RPI 26-50				RPI 51-100				RPI 101+ Team's RPI: 293			
RPI	S	Opponent	Score	RPI	S	Opponent	Score	RPI	S	Opponent	Score	RPI	S	Opponent	Score
17	A	Maryland	24 97	31	A	St. John's (NY)	49 71	53	H	Rutgers	53 81	131	A	VCU	75 84
												160	H	Yale	65 90
												209	H	Monmouth	59 82
												223	A	NJIT	54 60
												235	A	Penn St.	66 96
												247	H	Stony Brook	76 70
												289	A	Saint Francis (PA)	76 60
												299	A	Vermont	75 82
												326	H	Columbia	97 86
LAST 12 Division I GAMES:															
326	H	Columbia	97 86	289	A	Saint Francis (PA)	76 60	31	A	St. John's (NY)	49 71	209	H	Monmouth	59 82
247	H	Stony Brook	76 70	53	H	Rutgers	53 81	17	A	Maryland	24 97	131	A	VCU	75 84
160	H	Yale	65 90												
299	A	Vermont	75 82												
223	A	NJIT	54 60												
235	A	Penn St.	66 96												

Non-Div I Games:

Wagner

■ Loss,
 ■ Non-Conf,
 ■ S Site,
 ■ H Home
 ■ A Away
 N Neutral

Wake Forest

Through Games Of Jan. 4, 2015

Average RPI Win:	237	WON-LOST	WINNING	LAST 10	STRENGTH OF	OPP. STRENGTH	TEAM	ADJ.	CONF.	ADJ CONF.
Average RPI Loss:	89	RECORD	PCT. RANK	GAMES	SCHEDULE	OF SCHEDULE	RPI	RPI	RPI	RPI
DIV. I ONLY	9- 6	122	5- 5	217	107	166	166	2	2	
DIV. I NON-CONF.	9- 5	104	6- 5	240	155	175	175	2	2	
TOTALS	RPI 1-25	RPI 26-50	W-L RECORDS	RPI 51-100	RPI 101-150	RPI 150+				
9- 6	0- 2	0- 1	OVERALL	1- 0	0- 2	8- 1				
7- 2	0- 0	0- 0	HOME	1- 0	0- 1	6- 1				
0- 3	0- 1	0- 1	AWAY	0- 0	0- 1	0- 0				
2- 1	0- 1	0- 0	NEUTRAL	0- 0	0- 0	2- 0				
9- 5	0- 1	0- 1	NON-CONFERENCE	1- 0	0- 2	8- 1				
7- 2	0- 0	0- 0	HOME	1- 0	0- 1	6- 1				
0- 2	0- 0	0- 1	AWAY	0- 0	0- 1	0- 0				
2- 1	0- 1	0- 0	NEUTRAL	0- 0	0- 0	2- 0				
0- 1	0- 1	0- 0	CONFERENCE	0- 0	0- 0	0- 0				
0- 0	0- 0	0- 0	HOME	0- 0	0- 0	0- 0				
0- 1	0- 1	0- 0	AWAY	0- 0	0- 0	0- 0				
0- 0	0- 0	0- 0	NEUTRAL	0- 0	0- 0	0- 0				

RPI 1-25				RPI 26-50				RPI 51-100				RPI 101+ Team's RPI: 166			
RPI	S	Opponent	Score	RPI	S	Opponent	Score	RPI	S	Opponent	Score	RPI	S	Opponent	Score
15	A	Duke	63 70	46	A	Michigan	69 83	68	H	American	77 64	129	A	Richmond	72 79
23	N	Princeton	55 72									133	H	Missouri	64 79
												153	N	Montana	73 60
												187	H	Arizona	69 72
												196	H	Towson	74 64
												204	N	Charlotte	65 58
												251	H	Marquette	89 77
												291	H	Western Caro.	77 59
												309	H	Coppin St.	65 54
												320	H	Tennessee Tech	89 62
												337	H	Longwood	64 60
LAST 12 Division I GAMES:															
291	H	Western Caro.	77 59	15	A	Duke	63 70								
68	H	American	77 64	46	A	Michigan	69 83								
133	H	Missouri	64 79	153	N	Montana	73 60								
196	H	Towson	74 64	204	N	Charlotte	65 58								
129	A	Richmond	72 79	23	N	Princeton	55 72								
187	H	Arizona	69 72	309	H	Coppin St.	65 54								

Non-Div I Games:

Wake Forest

■ Loss,
■ Non-Conf,
■ S Site,
■ H Home
■ A Away
N Neutral

Average RPI Win: 139		WON-LOST	WINNING	LAST 10	STRENGTH OF	OPP. STRENGTH	TEAM	ADJ.	CONF.	ADJ CONF.
Average RPI Loss: 33		RECORD	PCT. RANK	GAMES	SCHEDULE	OF SCHEDULE	RPI	RPI	RPI	RPI
DIV. I ONLY		11- 2	23	9- 1	80	18	22	22	4	4
DIV. I NON-CONF.		11- 1	11	11- 0	135	21	21	21	3	3
TOTALS		RPI 1-25	RPI 26-50		W-L RECORDS		RPI 51-100	RPI 101-150		RPI 150+
11- 2	0- 1	2- 0		OVERALL		2- 1	2- 0		5- 0	
4- 0	0- 0	1- 0		HOME		1- 0	0- 0		2- 0	
4- 2	0- 1	0- 0		AWAY		0- 1	1- 0		3- 0	
3- 0	0- 0	1- 0		NEUTRAL		1- 0	1- 0		0- 0	
11- 1	0- 0	2- 0		NON-CONFERENCE		2- 1	2- 0		5- 0	
4- 0	0- 0	1- 0		HOME		1- 0	0- 0		2- 0	
4- 1	0- 0	0- 0		AWAY		0- 1	1- 0		3- 0	
3- 0	0- 0	1- 0		NEUTRAL		1- 0	1- 0		0- 0	
0- 1	0- 1	0- 0		CONFERENCE		0- 0	0- 0		0- 0	
0- 0	0- 0	0- 0		HOME		0- 0	0- 0		0- 0	
0- 1	0- 1	0- 0		AWAY		0- 0	0- 0		0- 0	
0- 0	0- 0	0- 0		NEUTRAL		0- 0	0- 0		0- 0	

RPI	S	Opponent	Score	RPI	S	Opponent	Score	RPI	S	Opponent	Score	RPI	S	Opponent	Score
4	A	Arizona St.	48 62	30	N	Florida St.	80 68	61	A	Oklahoma	80 90	105	A	UC Riverside	74 71
				36	H	Texas A&M	70 49	65	H	South Dakota	96 82	109	N	Hartford	81 70
								80	N	Furman	101 69	160	H	Yale	81 51
												175	A	San Diego St.	69 48
												233	H	Grambling	84 53
												236	A	Portland	80 45
												303	A	Seattle	102 69
LAST 12 Division I GAMES:															
36	H	Texas A&M	70 49	4	A	Arizona St.	48 62	109	N	Hartford	81 70				
105	A	UC Riverside	74 71	80	N	Furman	101 69	30	N	Florida St.	80 68				
175	A	San Diego St.	69 48	160	H	Yale	81 51	65	H	South Dakota	96 82				
233	H	Grambling	84 53												
236	A	Portland	80 45												
303	A	Seattle	102 69												

Non-Div I Games:

Washington

Average RPI Win:	161	WON-LOST	WINNING	LAST 10	STRENGTH OF	OPP. STRENGTH	TEAM	ADJ.	CONF.	ADJ CONF.
Average RPI Loss:	37	RECORD	PCT. RANK	GAMES	SCHEDULE	OF SCHEDULE	RPI	RPI	RPI	RPI
DIV. I ONLY	10- 2	30	8- 2	154	8	48	48	4	4	
DIV. I NON-CONF.	9- 2	36	9- 2	173	5	55	55	3	3	
TOTALS	RPI 1-25	RPI 26-50	W-L RECORDS	RPI 51-100	RPI 101-150	RPI 150+				
10- 2	2- 0	1- 2	OVERALL	1- 0	1- 0	5- 0				
4- 1	1- 0	0- 1	HOME	0- 0	1- 0	2- 0				
5- 0	0- 0	1- 0	AWAY	1- 0	0- 0	3- 0				
1- 1	1- 0	0- 1	NEUTRAL	0- 0	0- 0	0- 0				
9- 2	2- 0	1- 2	NON-CONFERENCE	1- 0	1- 0	4- 0				
4- 1	1- 0	0- 1	HOME	0- 0	1- 0	2- 0				
4- 0	0- 0	1- 0	AWAY	1- 0	0- 0	2- 0				
1- 1	1- 0	0- 1	NEUTRAL	0- 0	0- 0	0- 0				
1- 0	0- 0	0- 0	CONFERENCE	0- 0	0- 0	1- 0				
0- 0	0- 0	0- 0	HOME	0- 0	0- 0	0- 0				
1- 0	0- 0	0- 0	AWAY	0- 0	0- 0	1- 0				
0- 0	0- 0	0- 0	NEUTRAL	0- 0	0- 0	0- 0				

RPI 1-25				RPI 26-50				Team's RPI: 48	RPI 51-100				RPI 101+			
RPI	S	Opponent	Score	RPI	S	Opponent	Score		RPI	S	Opponent	Score	RPI	S	Opponent	Score
8	H	Dayton	76 60	27	H	Nebraska	61 82		52	A	Hampton	74 60	141	H	Montana St.	82 61
17	N	Maryland	70 64	46	N	Michigan	64 76						187	A	Arizona	81 70
				47	A	Gonzaga	59 58						228	H	Idaho St.	84 34
													287	A	Loyola Marymount	87 60
													303	H	Seattle	82 62
													344	A	UC Santa Barbara	81 55
LAST 12 Division I GAMES:																
287	A	Loyola Marymount	87 60	187	A	Arizona	81 70									
141	H	Montana St.	82 61	52	A	Hampton	74 60									
47	A	Gonzaga	59 58	303	H	Seattle	82 62									
344	A	UC Santa Barbara	81 55	27	H	Nebraska	61 82									
17	N	Maryland	70 64	228	H	Idaho St.	84 34									
46	N	Michigan	64 76	8	H	Dayton	76 60									

Non-Div I Games:

Washington St.

Average RPI Win:	302	WON-LOST	WINNING	LAST 10	STRENGTH OF	OPP. STRENGTH	TEAM	ADJ.	CONF.	ADJ CONF.
Average RPI Loss:	152	RECORD	PCT. RANK	GAMES	SCHEDULE	OF SCHEDULE	RPI	RPI	RPI	RPI
DIV. I ONLY	3- 8	268	2- 8	204	340	284	284	21	21	
DIV. I NON-CONF.	3- 6	233	3- 6	210	345	266	266	20	20	
TOTALS	RPI 1-25	RPI 26-50	W-L RECORDS	RPI 51-100	RPI 101-150	RPI 150+				
3- 8	0- 0	0- 0	OVERALL	0- 3	0- 2	3- 3				
1- 5	0- 0	0- 0	HOME	0- 2	0- 2	1- 1				
2- 2	0- 0	0- 0	AWAY	0- 1	0- 0	2- 1				
0- 1	0- 0	0- 0	NEUTRAL	0- 0	0- 0	0- 1				
3- 6	0- 0	0- 0	NON-CONFERENCE	0- 3	0- 0	3- 3				
1- 3	0- 0	0- 0	HOME	0- 2	0- 0	1- 1				
2- 2	0- 0	0- 0	AWAY	0- 1	0- 0	2- 1				
0- 1	0- 0	0- 0	NEUTRAL	0- 0	0- 0	0- 1				
0- 2	0- 0	0- 0	CONFERENCE	0- 0	0- 2	0- 0				
0- 2	0- 0	0- 0	HOME	0- 0	0- 2	0- 0				
0- 0	0- 0	0- 0	AWAY	0- 0	0- 0	0- 0				
0- 0	0- 0	0- 0	NEUTRAL	0- 0	0- 0	0- 0				

RPI 1-25			RPI 26-50			RPI 51-100			RPI 101+			Team's RPI: 284
RPI	S	Opponent	Score	RPI	S	Opponent	Score	RPI	S	Opponent	Score	
						79 H Oklahoma St.	49 55			111 H Eastern Wash.	55 69	
						81 H San Diego	50 59			123 H Idaho	60 67	
						85 A BYU	53 64			206 N Eastern Mich.	42 57	
										210 H Cal St. Fullerton	68 70	
										225 A New Mexico St.	100 97	
										324 A Utah Valley	40 61	
										332 H Denver	65 63	
										348 A Air Force	71 53	
LAST 12 Division I GAMES:												
						111 H Eastern Wash.	55 69			123 H Idaho	60 67	
						79 H Oklahoma St.	49 55			225 A New Mexico St.	100 97	
						332 H Denver	65 63			210 H Cal St. Fullerton	68 70	
						85 A BYU	53 64			324 A Utah Valley	40 61	
						81 H San Diego	50 59			348 A Air Force	71 53	
						206 N Eastern Mich.	42 57					

Non-Div I Games: Montana Western 77 31 Bristol 94 48

Weber St.

Loss, Non-Conf, S Site, H Home A Away N Neutral

West Virginia

Through Games Of Jan. 4, 2015

Average RPI Win:	207	WON-LOST	WINNING	LAST 10	STRENGTH OF	OPP. STRENGTH	TEAM	ADJ.	CONF.	ADJ CONF.
Average RPI Loss:	40	RECORD	PCT. RANK	GAMES	SCHEDULE	OF SCHEDULE	RPI	RPI	RPI	RPI
DIV. I ONLY	10- 3	50	8- 2	207	69	71	71	3	3	
DIV. I NON-CONF.	10- 2	31	9- 2	214	84	63	63	4	4	
TOTALS	RPI 1-25	RPI 26-50	W-L RECORDS	RPI 51-100	RPI 101-150	RPI 150+				
10- 3	0- 0	1- 2	OVERALL	0- 1	2- 0	7- 0				
8- 0	0- 0	1- 0	HOME	0- 0	1- 0	6- 0				
1- 3	0- 0	0- 2	AWAY	0- 1	0- 0	1- 0				
1- 0	0- 0	0- 0	NEUTRAL	0- 0	1- 0	0- 0				
10- 2	0- 0	1- 2	NON-CONFERENCE	0- 0	2- 0	7- 0				
8- 0	0- 0	1- 0	HOME	0- 0	1- 0	6- 0				
1- 2	0- 0	0- 2	AWAY	0- 0	0- 0	1- 0				
1- 0	0- 0	0- 0	NEUTRAL	0- 0	1- 0	0- 0				
0- 1	0- 0	0- 0	CONFERENCE	0- 1	0- 0	0- 0				
0- 0	0- 0	0- 0	HOME	0- 0	0- 0	0- 0				
0- 1	0- 0	0- 0	AWAY	0- 1	0- 0	0- 0				
0- 0	0- 0	0- 0	NEUTRAL	0- 0	0- 0	0- 0				

RPI 1-25				RPI 26-50				RPI 51-100				Team's RPI: 71		RPI 101+			
RPI	S	Opponent	Score	RPI	S	Opponent	Score	RPI	S	Opponent	Score			RPI	S	Opponent	Score
				28	A	Ohio St.	54 96	61	A	Oklahoma	60 71			106	H	Duquesne	79 60
				32	A	Mississippi St.	61 74							137	N	Marshall	69 56
				34	H	Seton Hall	89 87							173	H	Fairfield	67 53
														192	H	Evansville	83 39
														240	H	Eastern Ky.	67 42
														287	A	Fairleigh Dickinson	80 52
														289	H	Saint Francis (PA)	101 46
														298	H	IPFW	82 48
														309	H	Coppin St.	83 43
LAST 12 Division I GAMES:																	
				28	A	Ohio St.	54 96	61	A	Oklahoma	60 71						
				137	N	Marshall	69 56	289	H	Saint Francis (PA)	101 46						
				298	H	IPFW	82 48	173	H	Fairfield	67 53						
				106	H	Duquesne	79 60	192	H	Evansville	83 39						
				309	H	Coppin St.	83 43	32	A	Mississippi St.	61 74						
				287	A	Fairleigh Dickinson	80 52	34	H	Seton Hall	89 87						

Non-Div I Games:

West Virginia

■ Loss,
 ■ Non-Conf,
 ■ S Site,
 ■ H Home
 ■ A Away
 N Neutral

WON-LOST				STRENGTH OF						
Average RPI Win:	286	WON-LOST	WINNING	LAST 10	SCHEDULE	OPP. STRENGTH	TEAM	ADJ.	CONF.	ADJ CONF.
Average RPI Loss:	220	RECORD	PCT. RANK	GAMES		OF SCHEDULE	RPI	RPI	RPI	RPI
DIV. I ONLY	5- 7	205	4- 5	326	327	291	291	20	20	
DIV. I NON-CONF.	5- 7	201	5- 6	330	326	294	294	21	21	
TOTALS	RPI 1-25		RPI 26-50	W-L RECORDS		RPI 51-100	RPI 101-150		RPI 150+	
5- 7	0- 0		0- 0	OVERALL		0- 0	0- 0		5- 7	
2- 2	0- 0		0- 0	HOME		0- 0	0- 0		2- 2	
2- 4	0- 0		0- 0	AWAY		0- 0	0- 0		2- 4	
1- 1	0- 0		0- 0	NEUTRAL		0- 0	0- 0		1- 1	
5- 7	0- 0		0- 0	NON-CONFERENCE		0- 0	0- 0		5- 7	
2- 2	0- 0		0- 0	HOME		0- 0	0- 0		2- 2	
2- 4	0- 0		0- 0	AWAY		0- 0	0- 0		2- 4	
1- 1	0- 0		0- 0	NEUTRAL		0- 0	0- 0		1- 1	
0- 0	0- 0		0- 0	CONFERENCE		0- 0	0- 0		0- 0	
0- 0	0- 0		0- 0	HOME		0- 0	0- 0		0- 0	
0- 0	0- 0		0- 0	AWAY		0- 0	0- 0		0- 0	
0- 0	0- 0		0- 0	NEUTRAL		0- 0	0- 0		0- 0	

RPI 1-25				RPI 26-50				RPI 51-100				RPI 101+				Team's RPI: 291	
RPI	S	Opponent	Score	RPI	S	Opponent	Score	RPI	S	Opponent	Score	RPI	S	Opponent	Score		
												157	A	North Florida	45	62	
												166	A	Wake Forest	59	77	
												184	A	Virginia Tech	58	79	
												213	H	Presbyterian	44	51	
												224	H	USC Upstate	63	59	
												240	N	Eastern Ky.	62	71	
												252	A	Bethune-Cookman	53	63	
												268	H	Campbell	67	57	
												283	A	UNCW	64	53	
												310	N	FIU	83	69	
												328	H	N.C. Central	59	64	
												345	A	UNC Asheville	79	66	
LAST 12 Division I GAMES:																	
				157	A	North Florida	45	62	252	A	Bethune-Cookman	53	63				
				310	N	FIU	83	69	166	A	Wake Forest	59	77				
				345	A	UNC Asheville	79	66	240	N	Eastern Ky.	62	71				
				184	A	Virginia Tech	58	79	268	H	Campbell	67	57				
				224	H	USC Upstate	63	59	213	H	Presbyterian	44	51				
				283	A	UNCW	64	53	328	H	N.C. Central	59	64				

Non-Div I Games:	North Greenville	75	74	Livingstone	66	55
------------------	------------------	----	----	-------------	----	----

Western Caro.

Loss, Non-Conf, S Site, H Home A Away N Neutral

Average RPI Win:	313	WON-LOST	WINNING	LAST 10	STRENGTH OF	OPP. STRENGTH	TEAM	ADJ.	CONF.	ADJ CONF.
Average RPI Loss:	153	RECORD	PCT. RANK	GAMES	SCHEDULE	OF SCHEDULE	RPI	RPI	RPI	RPI
DIV. I ONLY	8- 5	113	6- 3	332	326	212	212	26	26	
DIV. I NON-CONF.	6- 5	145	5- 4	328	318	234	234	26	26	
TOTALS	RPI 1-25	RPI 26-50	W-L RECORDS	RPI 51-100	RPI 101-150	RPI 150+				
8- 5	0- 0	0- 0	OVERALL	0- 1	0- 2	8- 2				
4- 1	0- 0	0- 0	HOME	0- 1	0- 0	4- 0				
4- 4	0- 0	0- 0	AWAY	0- 0	0- 2	4- 2				
0- 0	0- 0	0- 0	NEUTRAL	0- 0	0- 0	0- 0				
6- 5	0- 0	0- 0	NON-CONFERENCE	0- 1	0- 2	6- 2				
3- 1	0- 0	0- 0	HOME	0- 1	0- 0	3- 0				
3- 4	0- 0	0- 0	AWAY	0- 0	0- 2	3- 2				
0- 0	0- 0	0- 0	NEUTRAL	0- 0	0- 0	0- 0				
2- 0	0- 0	0- 0	CONFERENCE	0- 0	0- 0	2- 0				
1- 0	0- 0	0- 0	HOME	0- 0	0- 0	1- 0				
1- 0	0- 0	0- 0	AWAY	0- 0	0- 0	1- 0				
0- 0	0- 0	0- 0	NEUTRAL	0- 0	0- 0	0- 0				

RPI 1-25				RPI 26-50				RPI 51-100				RPI 101+				Team's RPI: 212	
RPI	S	Opponent	Score	RPI	S	Opponent	Score	RPI	S	Opponent	Score	RPI	S	Opponent	Score		
								83	H	North Dakota	77	85	132	A	Ill.-Chicago	54	67
													133	A	Missouri	52	89
													167	A	Fla. Atlantic	88	90
													251	A	Marquette	57	65
													270	A	Southeast Mo. St.	79	62
													297	H	Eastern Ill.	63	54
													298	A	IPFW	98	85
													302	H	Milwaukee	79	59
													323	H	Omaha	71	56
													331	A	Chicago St.	90	55
													339	A	Bradley	75	63
													346	H	UMKC	71	48
LAST 12 Division I GAMES:																	
				302	H	Milwaukee	79	59					323	H	Omaha	71	56
				251	A	Marquette	57	65					298	A	IPFW	98	85
				297	H	Eastern Ill.	63	54					83	H	North Dakota	77	85
				339	A	Bradley	75	63					346	H	UMKC	71	48
				132	A	Ill.-Chicago	54	67					167	A	Fla. Atlantic	88	90
				270	A	Southeast Mo. St.	79	62					331	A	Chicago St.	90	55

Non-Div I Games: Eureka 91 50 William Woods 89 42

Western Ill.

Average RPI Win:	168	WON-LOST	WINNING	LAST 10	STRENGTH OF	OPP. STRENGTH	TEAM	ADJ.	CONF.	ADJ CONF.
Average RPI Loss:	19	RECORD	PCT. RANK	GAMES	SCHEDULE	OF SCHEDULE	RPI	RPI	RPI	RPI
DIV. I ONLY	12- 2	19	9- 1	52	129	20	20	17	17	
DIV. I NON-CONF.	11- 2	29	9- 2	77	117	20	20	17	17	
TOTALS	RPI 1-25	RPI 26-50	W-L RECORDS	RPI 51-100	RPI 101-150	RPI 150+				
12- 2	0- 1	1- 1	OVERALL	2- 0	3- 0	6- 0				
6- 0	0- 0	0- 0	HOME	1- 0	1- 0	4- 0				
5- 2	0- 1	0- 1	AWAY	1- 0	2- 0	2- 0				
1- 0	0- 0	1- 0	NEUTRAL	0- 0	0- 0	0- 0				
11- 2	0- 1	1- 1	NON-CONFERENCE	2- 0	2- 0	6- 0				
6- 0	0- 0	0- 0	HOME	1- 0	1- 0	4- 0				
4- 2	0- 1	0- 1	AWAY	1- 0	1- 0	2- 0				
1- 0	0- 0	1- 0	NEUTRAL	0- 0	0- 0	0- 0				
1- 0	0- 0	0- 0	CONFERENCE	0- 0	1- 0	0- 0				
0- 0	0- 0	0- 0	HOME	0- 0	0- 0	0- 0				
1- 0	0- 0	0- 0	AWAY	0- 0	1- 0	0- 0				
0- 0	0- 0	0- 0	NEUTRAL	0- 0	0- 0	0- 0				

RPI 1-25				RPI 26-50				RPI 51-100				RPI 101+			
RPI	S	Opponent	Score	RPI	S	Opponent	Score	RPI	S	Opponent	Score	RPI	S	Opponent	Score
6	A	Louisville	67 89	32	A	Mississippi St.	77 88	67	A	Colorado	79 78	117	H	Ole Miss	98 69
				50	N	Tulane	69 64	90	H	Albany (NY)	63 54	124	A	Hofstra	70 65
												137	A	Marshall	67 53
												165	H	Ball St.	84 59
												172	A	Belmont	66 50
												214	H	Central Ark.	93 57
												250	A	Austin Peay	91 68
												304	H	Alabama St.	93 54
												330	H	Alabama A&M	96 44
LAST 12 Division I GAMES:															
165	H	Ball St.	84 59	137	A	Marshall	67 53								
250	A	Austin Peay	91 68	172	A	Belmont	66 50								
304	H	Alabama St.	93 54	50	N	Tulane	69 64								
117	H	Ole Miss	98 69	6	A	Louisville	67 89								
330	H	Alabama A&M	96 44	32	A	Mississippi St.	77 88								
124	A	Hofstra	70 65	90	H	Albany (NY)	63 54								

Non-Div I Games:

Western Ky.

Average RPI Win:	218	WON-LOST	WINNING	LAST 10	STRENGTH OF	OPP. STRENGTH	TEAM	ADJ.	CONF.	ADJ CONF.
Average RPI Loss:	82	RECORD	PCT. RANK	GAMES	SCHEDULE	OF SCHEDULE	RPI	RPI	RPI	RPI
DIV. I ONLY	6- 4	122	4- 4	153	91	82	82	16	16	
DIV. I NON-CONF.	5- 4	138	5- 4	223	71	115	115	16	16	
TOTALS	RPI 1-25	RPI 26-50	W-L RECORDS	RPI 51-100	RPI 101-150	RPI 150+				
6- 4	0- 1	0- 2	OVERALL	1- 0	1- 0	4- 1				
3- 0	0- 0	0- 0	HOME	1- 0	1- 0	1- 0				
2- 4	0- 1	0- 2	AWAY	0- 0	0- 0	2- 1				
1- 0	0- 0	0- 0	NEUTRAL	0- 0	0- 0	1- 0				
5- 4	0- 1	0- 2	NON-CONFERENCE	0- 0	1- 0	4- 1				
2- 0	0- 0	0- 0	HOME	0- 0	1- 0	1- 0				
2- 4	0- 1	0- 2	AWAY	0- 0	0- 0	2- 1				
1- 0	0- 0	0- 0	NEUTRAL	0- 0	0- 0	1- 0				
1- 0	0- 0	0- 0	CONFERENCE	1- 0	0- 0	0- 0				
1- 0	0- 0	0- 0	HOME	1- 0	0- 0	0- 0				
0- 0	0- 0	0- 0	AWAY	0- 0	0- 0	0- 0				
0- 0	0- 0	0- 0	NEUTRAL	0- 0	0- 0	0- 0				

RPI 1-25				RPI 26-50				RPI 51-100				RPI 101+			
RPI	S	Opponent	Score	RPI	S	Opponent	Score	RPI	S	Opponent	Score	RPI	S	Opponent	Score
7	A	Green Bay	55 70	28	A	Ohio St.	46 83	70	H	Akron	67 61	149	H	Massachusetts	63 41
				46	A	Michigan	47 74					246	N	Holy Cross	51 40
												247	A	Stony Brook	55 59
												256	H	North Dakota St.	74 59
												257	A	Detroit	71 57
												331	A	Chicago St.	73 43
LAST 12 Division I GAMES:															
247	A	Stony Brook	55 59	70	H	Akron	67 61								
257	A	Detroit	71 57	246	N	Holy Cross	51 40								
28	A	Ohio St.	46 83	256	H	North Dakota St.	74 59								
7	A	Green Bay	55 70	149	H	Massachusetts	63 41								
331	A	Chicago St.	73 43												
46	A	Michigan	47 74												

Non-Div I Games: Kentucky St. 70 45 Trine 81 45

Western Mich.

Average RPI Win:	155	WON-LOST	WINNING	LAST 10	STRENGTH OF	OPP. STRENGTH	TEAM	ADJ.	CONF.	ADJ CONF.
Average RPI Loss:	43	RECORD	PCT. RANK	GAMES	SCHEDULE	OF SCHEDULE	RPI	RPI	RPI	RPI
DIV. I ONLY	11- 3	42	2- 0	42	51	35	35	15	15	
DIV. I NON-CONF.	9- 3	61	2- 0	66	33	37	37	14	14	
TOTALS	RPI 1-25	RPI 26-50	W-L RECORDS	RPI 51-100	RPI 101-150	RPI 150+				
11- 3	0- 2	2- 0	OVERALL	3- 0	0- 1	6- 0				
9- 0	0- 0	1- 0	HOME	2- 0	0- 0	6- 0				
0- 2	0- 1	0- 0	AWAY	0- 0	0- 1	0- 0				
2- 1	0- 1	1- 0	NEUTRAL	1- 0	0- 0	0- 0				
9- 3	0- 2	1- 0	NON-CONFERENCE	3- 0	0- 1	5- 0				
7- 0	0- 0	0- 0	HOME	2- 0	0- 0	5- 0				
0- 2	0- 1	0- 0	AWAY	0- 0	0- 1	0- 0				
2- 1	0- 1	1- 0	NEUTRAL	1- 0	0- 0	0- 0				
2- 0	0- 0	1- 0	CONFERENCE	0- 0	0- 0	1- 0				
2- 0	0- 0	1- 0	HOME	0- 0	0- 0	1- 0				
0- 0	0- 0	0- 0	AWAY	0- 0	0- 0	0- 0				
0- 0	0- 0	0- 0	NEUTRAL	0- 0	0- 0	0- 0				

RPI 1-25				RPI 26-50				Team's RPI: 35				RPI 51-100				RPI 101+			
RPI	S	Opponent	Score	RPI	S	Opponent	Score	RPI	S	Opponent	Score	RPI	S	Opponent	Score	RPI	S	Opponent	Score
5	A	Tennessee	51 54	28	N	Ohio St.	70 55	58	H	Kansas St.	51 48	111	A	Eastern Wash.	58 86				
14	N	FGCU	39 56	49	H	Indiana St.	63 52	77	H	Creighton	65 56	158	H	Winthrop	66 20				
								86	N	Clemson	63 48	192	H	Evansville	54 44				
												194	H	Texas-Arlington	71 61				
												253	H	Ark.-Pine Bluff	55 26				
												292	H	La.-Monroe	57 42				
												315	H	Sam Houston St.	70 46				
LAST 12 Division I GAMES:																			
315	H	Sam Houston St.	70 46	194	H	Texas-Arlington	71 61												
158	H	Winthrop	66 20	253	H	Ark.-Pine Bluff	55 26												
292	H	La.-Monroe	57 42	192	H	Evansville	54 44												
5	A	Tennessee	51 54	49	H	Indiana St.	63 52												
58	H	Kansas St.	51 48	28	N	Ohio St.	70 55												
86	N	Clemson	63 48	14	N	FGCU	39 56												

Non-Div I Games:

Wichita St.

William & Mary

Through Games Of Jan. 4, 2015

Average RPI Win:	264	WON-LOST	WINNING	LAST 10	STRENGTH OF	OPP. STRENGTH	TEAM	ADJ.	CONF.	ADJ CONF.
Average RPI Loss:	155	RECORD	PCT. RANK	GAMES	SCHEDULE	OF SCHEDULE	RPI	RPI	RPI	RPI
DIV. I ONLY	6- 6	161	5- 5	264	299	201	201	10	10	
DIV. I NON-CONF.	6- 5	145	6- 5	235	306	183	183	10	10	
TOTALS	RPI 1-25	RPI 26-50	W-L RECORDS	RPI 51-100	RPI 101-150	RPI 150+				
6- 6	0- 0	0- 0	OVERALL	0- 1	1- 3	5- 2				
3- 2	0- 0	0- 0	HOME	0- 0	1- 2	2- 0				
3- 4	0- 0	0- 0	AWAY	0- 1	0- 1	3- 2				
0- 0	0- 0	0- 0	NEUTRAL	0- 0	0- 0	0- 0				
6- 5	0- 0	0- 0	NON-CONFERENCE	0- 1	1- 3	5- 1				
3- 2	0- 0	0- 0	HOME	0- 0	1- 2	2- 0				
3- 3	0- 0	0- 0	AWAY	0- 1	0- 1	3- 1				
0- 0	0- 0	0- 0	NEUTRAL	0- 0	0- 0	0- 0				
0- 1	0- 0	0- 0	CONFERENCE	0- 0	0- 0	0- 1				
0- 0	0- 0	0- 0	HOME	0- 0	0- 0	0- 0				
0- 1	0- 0	0- 0	AWAY	0- 0	0- 0	0- 1				
0- 0	0- 0	0- 0	NEUTRAL	0- 0	0- 0	0- 0				

RPI 1-25				RPI 26-50				RPI 51-100				RPI 101+				Team's RPI: 201	
RPI	S	Opponent	Score	RPI	S	Opponent	Score	RPI	S	Opponent	Score	RPI	S	Opponent	Score		
								99	A	Old Dominion	58	65	116	H	Maine	51	54
												129	H	Richmond	56	59	
												131	H	VCU	56	48	
												145	A	La Salle	71	78	
												155	A	High Point	80	87	
												215	A	N.C. A&T	59	57	
												255	A	Radford	81	71	
												283	A	UNCW	62	63	
												308	H	Loyola Maryland	72	71	
												337	H	Longwood	90	55	
												340	A	Wofford	71	51	
LAST 12 Division I GAMES:																	
145	A	La Salle	71	78	283	A	UNCW	62	63								
255	A	Radford	81	71	129	H	Richmond	56	59								
337	H	Longwood	90	55	116	H	Maine	51	54								
131	H	VCU	56	48	340	A	Wofford	71	51								
155	A	High Point	80	87	99	A	Old Dominion	58	65								
215	A	N.C. A&T	59	57	308	H	Loyola Maryland	72	71								

Non-Div I Games:

William & Mary

■ Loss,
■ Non-Conf,
■ S Site,
■ H Home
■ A Away
N Neutral

Average RPI Win:	272	WON-LOST	WINNING	LAST 10	STRENGTH OF	OPP. STRENGTH	TEAM	ADJ.	CONF.	ADJ CONF.
Average RPI Loss:	83	RECORD	PCT. RANK	GAMES	SCHEDULE	OF SCHEDULE	RPI	RPI	RPI	RPI
DIV. I ONLY	6- 5	147	6- 4	206	203	158	158	31	31	
DIV. I NON-CONF.	3- 5	213	3- 5	76	70	141	141	32	32	
TOTALS	RPI 1-25	RPI 26-50	W-L RECORDS	RPI 51-100	RPI 101-150	RPI 150+				
6- 5	0- 1	0- 2	OVERALL	0- 1	1- 0	5- 1				
4- 1	0- 0	0- 0	HOME	0- 1	1- 0	3- 0				
2- 3	0- 1	0- 2	AWAY	0- 0	0- 0	2- 0				
0- 1	0- 0	0- 0	NEUTRAL	0- 0	0- 0	0- 1				
3- 5	0- 1	0- 2	NON-CONFERENCE	0- 1	1- 0	2- 1				
2- 1	0- 0	0- 0	HOME	0- 1	1- 0	1- 0				
1- 3	0- 1	0- 2	AWAY	0- 0	0- 0	1- 0				
0- 1	0- 0	0- 0	NEUTRAL	0- 0	0- 0	0- 1				
3- 0	0- 0	0- 0	CONFERENCE	0- 0	0- 0	3- 0				
2- 0	0- 0	0- 0	HOME	0- 0	0- 0	2- 0				
1- 0	0- 0	0- 0	AWAY	0- 0	0- 0	1- 0				
0- 0	0- 0	0- 0	NEUTRAL	0- 0	0- 0	0- 0				

RPI 1-25				RPI 26-50				RPI 51-100				RPI 101+ Team's RPI: 158			
RPI	S	Opponent	Score	RPI	S	Opponent	Score	RPI	S	Opponent	Score	RPI	S	Opponent	Score
5	A	Tennessee	48 81	28	A	Ohio St.	52 66	80	H	Furman	55 73	112	H	Auburn	56 54
				35	A	Wichita St.	20 66					238	H	Davidson	75 60
												265	N	George Mason	57 69
												268	H	Campbell	61 59
												328	A	N.C. Central	71 63
												337	H	Longwood	81 48
												349	A	Charleston So.	79 50
LAST 12 Division I GAMES:															
				238	H	Davidson	75 60					349	A	Charleston So.	79 50
				28	A	Ohio St.	52 66					337	H	Longwood	81 48
				268	H	Campbell	61 59					35	A	Wichita St.	20 66
				112	H	Auburn	56 54					265	N	George Mason	57 69
				328	A	N.C. Central	71 63					80	H	Furman	55 73
				5	A	Tennessee	48 81								

Non-Div I Games: Gallaudet 117 43

Winthrop

■ Loss,
 ■ Non-Conf,
 ■ S Site,
 ■ H Home
 ■ A Away
 N Neutral

Average RPI Win:	208	WON-LOST	WINNING	LAST 10	STRENGTH OF	OPP. STRENGTH	TEAM	ADJ.	CONF.	ADJ CONF.
Average RPI Loss:	56	RECORD	PCT. RANK	GAMES	SCHEDULE	OF SCHEDULE	RPI	RPI	RPI	RPI
DIV. I ONLY	5- 8	216	4- 6	24	61	122	122	1	1	
DIV. I NON-CONF.	4- 6	205	3- 6	109	74	162	162	1	1	
TOTALS	RPI 1-25	RPI 26-50	W-L RECORDS	RPI 51-100	RPI 101-150	RPI 150+				
5- 8	0- 3	1- 2	OVERALL	0- 1	0- 2	4- 0				
4- 2	0- 1	1- 1	HOME	0- 0	0- 0	3- 0				
1- 4	0- 1	0- 1	AWAY	0- 0	0- 2	1- 0				
0- 2	0- 1	0- 0	NEUTRAL	0- 1	0- 0	0- 0				
4- 6	0- 2	0- 1	NON-CONFERENCE	0- 1	0- 2	4- 0				
3- 1	0- 0	0- 1	HOME	0- 0	0- 0	3- 0				
1- 3	0- 1	0- 0	AWAY	0- 0	0- 2	1- 0				
0- 2	0- 1	0- 0	NEUTRAL	0- 1	0- 0	0- 0				
1- 2	0- 1	1- 1	CONFERENCE	0- 0	0- 0	0- 0				
1- 1	0- 1	1- 0	HOME	0- 0	0- 0	0- 0				
0- 1	0- 0	0- 1	AWAY	0- 0	0- 0	0- 0				
0- 0	0- 0	0- 0	NEUTRAL	0- 0	0- 0	0- 0				

RPI	S	Opponent	Score	RPI	S	Opponent	Score	RPI	S	Opponent	Score	RPI	S	Opponent	Score	Team's RPI: 122
7	A	Green Bay	43 53	39	A	Northwestern	46 68	93	N	East Carolina	43 61	101	A	Miami (FL)	54 66	
13	N	South Carolina	44 67	41	H	Vanderbilt	58 67					134	A	Drake	77 89	
18	H	Minnesota	60 72	46	H	Michigan	63 53					181	A	Florida	51 48	
												243	H	Oral Roberts	70 52	
												251	H	Marquette	89 64	
												317	H	Illinois St.	71 60	
LAST 12 Division I GAMES:																
181	A	Florida	51 48	18	H	Minnesota	60 72									
251	H	Marquette	89 64	39	A	Northwestern	46 68									
101	A	Miami (FL)	54 66	46	H	Michigan	63 53									
93	N	East Carolina	43 61	243	H	Oral Roberts	70 52									
13	N	South Carolina	44 67	7	A	Green Bay	43 53									
134	A	Drake	77 89	41	H	Vanderbilt	58 67									

Non-Div I Games:

Wisconsin

■ Loss,
 ■ Non-Conf,
 ■ S Site,
 ■ H Home
 ■ A Away
 N Neutral

Average RPI Win:	347	WON-LOST	WINNING	LAST 10	STRENGTH OF	OPP. STRENGTH	TEAM	ADJ.	CONF.	ADJ CONF.
Average RPI Loss:	208	RECORD	PCT. RANK	GAMES	SCHEDULE	OF SCHEDULE	RPI	RPI	RPI	RPI
DIV. I ONLY	2- 10	308	1- 8	311	346	340	340	20	20	
DIV. I NON-CONF.	2- 10	310	2- 9	310	342	341	341	21	21	
TOTALS	RPI 1-25	RPI 26-50	W-L RECORDS	RPI 51-100	RPI 101-150	RPI 150+				
2- 10	0- 0	0- 0	OVERALL	0- 1	0- 2	2- 7				
1- 4	0- 0	0- 0	HOME	0- 0	0- 0	1- 4				
1- 5	0- 0	0- 0	AWAY	0- 1	0- 2	1- 2				
0- 1	0- 0	0- 0	NEUTRAL	0- 0	0- 0	0- 1				
2- 10	0- 0	0- 0	NON-CONFERENCE	0- 1	0- 2	2- 7				
1- 4	0- 0	0- 0	HOME	0- 0	0- 0	1- 4				
1- 5	0- 0	0- 0	AWAY	0- 1	0- 2	1- 2				
0- 1	0- 0	0- 0	NEUTRAL	0- 0	0- 0	0- 1				
0- 0	0- 0	0- 0	CONFERENCE	0- 0	0- 0	0- 0				
0- 0	0- 0	0- 0	HOME	0- 0	0- 0	0- 0				
0- 0	0- 0	0- 0	AWAY	0- 0	0- 0	0- 0				
0- 0	0- 0	0- 0	NEUTRAL	0- 0	0- 0	0- 0				

RPI 1-25			RPI 26-50			RPI 51-100			RPI 101+			Team's RPI: 340
RPI	S	Opponent	Score	RPI	S	Opponent	Score	RPI	S	Opponent	Score	
						87 A Ohio	37 84			115 A Xavier	51 75	
										119 A Jacksonville St.	55 70	
										157 A North Florida	60 68	
										201 H William & Mary	51 71	
										223 H NJIT	50 76	
										255 A Radford	59 60	
										277 H South Carolina St.	53 59	
										310 N FIU	75 83	
										333 H Gardner-Webb	60 65	
										345 A UNC Asheville	70 52	
										349 H Charleston So.	55 48	
LAST 12 Division I GAMES:												
345	A	UNC Asheville	70 52	223	H	NJIT	50 76					
277	H	South Carolina St.	53 59	310	N	FIU	75 83					
333	H	Gardner-Webb	60 65	157	A	North Florida	60 68					
119	A	Jacksonville St.	55 70	201	H	William & Mary	51 71					
349	H	Charleston So.	55 48	255	A	Radford	59 60					
87	A	Ohio	37 84	115	A	Xavier	51 75					

Non-Div I Games: Montreat 87 36

Wofford

Average RPI Win:	272	WON-LOST	WINNING	LAST 10	STRENGTH OF	OPP. STRENGTH	TEAM	ADJ.	CONF.	ADJ CONF.
Average RPI Loss:	69	RECORD	PCT. RANK	GAMES	SCHEDULE	OF SCHEDULE	RPI	RPI	RPI	RPI
DIV. I ONLY	9- 3	54	5- 3	333	126	150	150	13	13	
DIV. I NON-CONF.	9- 3	61	7- 3	336	125	149	149	13	13	
TOTALS	RPI 1-25	RPI 26-50	W-L RECORDS	RPI 51-100	RPI 101-150	RPI 150+				
9- 3	0- 1	0- 1	OVERALL	0- 0	1- 0	8- 1				
4- 1	0- 1	0- 0	HOME	0- 0	1- 0	3- 0				
3- 2	0- 0	0- 1	AWAY	0- 0	0- 0	3- 1				
2- 0	0- 0	0- 0	NEUTRAL	0- 0	0- 0	2- 0				
9- 3	0- 1	0- 1	NON-CONFERENCE	0- 0	1- 0	8- 1				
4- 1	0- 1	0- 0	HOME	0- 0	1- 0	3- 0				
3- 2	0- 0	0- 1	AWAY	0- 0	0- 0	3- 1				
2- 0	0- 0	0- 0	NEUTRAL	0- 0	0- 0	2- 0				
0- 0	0- 0	0- 0	CONFERENCE	0- 0	0- 0	0- 0				
0- 0	0- 0	0- 0	HOME	0- 0	0- 0	0- 0				
0- 0	0- 0	0- 0	AWAY	0- 0	0- 0	0- 0				
0- 0	0- 0	0- 0	NEUTRAL	0- 0	0- 0	0- 0				

RPI 1-25				RPI 26-50				RPI 51-100				RPI 101+ Team's RPI: 150			
RPI	S	Opponent	Score	RPI	S	Opponent	Score	RPI	S	Opponent	Score	RPI	S	Opponent	Score
8	H	Dayton	76 79	38	A	Purdue	46 70					125	H	Southern Ill.	70 50
												162	A	Butler	49 57
												220	A	Northern Ky.	72 60
												250	A	Austin Peay	85 73
												273	N	UC Irvine	80 42
												295	A	Lipscomb	79 66
												307	H	Murray St.	75 68
												319	H	Lamar	82 61
												331	H	Chicago St.	81 40
												332	N	Denver	72 63
LAST 12 Division I GAMES:															
319	H	Lamar	82 61	220	A	Northern Ky.	72 60								
162	A	Butler	49 57	331	H	Chicago St.	81 40								
8	H	Dayton	76 79	38	A	Purdue	46 70								
125	H	Southern Ill.	70 50	273	N	UC Irvine	80 42								
307	H	Murray St.	75 68	332	N	Denver	72 63								
295	A	Lipscomb	79 66	250	A	Austin Peay	85 73								

Non-Div I Games: Otterbein 104 51 Central St. (OH) 118 70

Wright St.

■ Loss,
 ■ Non-Conf, S Site,
 ■ Home
 ■ Away
 N Neutral

Average RPI Win:	246	WON-LOST	WINNING	LAST 10	STRENGTH OF	OPP. STRENGTH	TEAM	ADJ.	CONF.	ADJ CONF.
Average RPI Loss:	117	RECORD	PCT. RANK	GAMES	SCHEDULE	OF SCHEDULE	RPI	RPI	RPI	RPI
DIV. I ONLY	4- 6	213	3- 6	251	138	242	242	19	19	
DIV. I NON-CONF.	3- 5	213	3- 5	228	81	240	240	19	19	
TOTALS	RPI 1-25	RPI 26-50	W-L RECORDS	RPI 51-100	RPI 101-150	RPI 150+				
4- 6	0- 0	0- 1	OVERALL	0- 2	0- 2	4- 1				
2- 2	0- 0	0- 1	HOME	0- 0	0- 1	2- 0				
1- 3	0- 0	0- 0	AWAY	0- 1	0- 1	1- 1				
1- 1	0- 0	0- 0	NEUTRAL	0- 1	0- 0	1- 0				
3- 5	0- 0	0- 1	NON-CONFERENCE	0- 2	0- 2	3- 0				
1- 2	0- 0	0- 1	HOME	0- 0	0- 1	1- 0				
1- 2	0- 0	0- 0	AWAY	0- 1	0- 1	1- 0				
1- 1	0- 0	0- 0	NEUTRAL	0- 1	0- 0	1- 0				
1- 1	0- 0	0- 0	CONFERENCE	0- 0	0- 0	1- 1				
1- 0	0- 0	0- 0	HOME	0- 0	0- 0	1- 0				
0- 1	0- 0	0- 0	AWAY	0- 0	0- 0	0- 1				
0- 0	0- 0	0- 0	NEUTRAL	0- 0	0- 0	0- 0				

RPI S	Opponent	Score	RPI S	Opponent	Score	RPI S	Opponent	Score	RPI S	Opponent	Score	Team's RPI: 242
47	H Gonzaga	56 70	55	N Iowa St.	63 84	123	H Idaho	66 77	141	A Montana St.	52 79	
			67	A Colorado	71 76	153	A Montana	60 54	200	H San Jose St.	96 60	
						269	A UNLV	55 58	300	N Howard	67 53	
						332	H Denver	82 41				
LAST 12 Division I GAMES:												
153	A Montana	60 54	200	H San Jose St.	96 60							
300	N Howard	67 53	269	A UNLV	55 58							
55	N Iowa St.	63 84	67	A Colorado	71 76							
123	H Idaho	66 77	47	H Gonzaga	56 70							
332	H Denver	82 41	141	A Montana St.	52 79							

Non-Div I Games: Western St. 104 29 South Dakota Mines 77 41

Wyoming

Average RPI Win:	239	WON-LOST	WINNING	LAST 10	STRENGTH OF	OPP. STRENGTH	TEAM	ADJ.	CONF.	ADJ CONF.
Average RPI Loss:	60	RECORD	PCT. RANK	GAMES	SCHEDULE	OF SCHEDULE	RPI	RPI	RPI	RPI
DIV. I ONLY	11- 4	59	7- 3	285	93	115	115	8	8	
DIV. I NON-CONF.	8- 3	71	6- 2	311	169	150	150	6	6	
TOTALS	RPI 1-25	RPI 26-50	W-L RECORDS	RPI 51-100	RPI 101-150	RPI 150+				
11- 4	0- 0	0- 2	OVERALL	1- 2	0- 0	10- 0				
8- 1	0- 0	0- 0	HOME	1- 1	0- 0	7- 0				
3- 3	0- 0	0- 2	AWAY	0- 1	0- 0	3- 0				
0- 0	0- 0	0- 0	NEUTRAL	0- 0	0- 0	0- 0				
8- 3	0- 0	0- 1	NON-CONFERENCE	0- 2	0- 0	8- 0				
6- 1	0- 0	0- 0	HOME	0- 1	0- 0	6- 0				
2- 2	0- 0	0- 1	AWAY	0- 1	0- 0	2- 0				
0- 0	0- 0	0- 0	NEUTRAL	0- 0	0- 0	0- 0				
3- 1	0- 0	0- 1	CONFERENCE	1- 0	0- 0	2- 0				
2- 0	0- 0	0- 0	HOME	1- 0	0- 0	1- 0				
1- 1	0- 0	0- 1	AWAY	0- 0	0- 0	1- 0				
0- 0	0- 0	0- 0	NEUTRAL	0- 0	0- 0	0- 0				

RPI 1-25				RPI 26-50				RPI 51-100				RPI 101+				Team's RPI: 115	
RPI	S	Opponent	Score	RPI	S	Opponent	Score	RPI	S	Opponent	Score	RPI	S	Opponent	Score		
				26	A	Middle Tenn.	68 90	77	H	Creighton	66 65	195	H	Providence	71 49		
				31	A	St. John's (NY)	42 65	91	H	Virginia	62 71	209	H	Monmouth	61 45		
								92	A	Kennesaw St.	60 61	211	H	Robert Morris	70 65		
												213	H	Presbyterian	45 43		
												251	A	Marquette	74 71		
												253	H	Ark.-Pine Bluff	89 52		
												278	A	Binghamton	89 71		
												295	H	Lipscomb	62 38		
												305	A	Cincinnati	72 71		
												340	H	Wofford	75 51		
LAST 12 Division I GAMES:																	
				195	H	Providence	71 49	77	H	Creighton	66 65						
				26	A	Middle Tenn.	68 90	251	A	Marquette	74 71						
				31	A	St. John's (NY)	42 65	92	A	Kennesaw St.	60 61						
				211	H	Robert Morris	70 65	295	H	Lipscomb	62 38						
				213	H	Presbyterian	45 43	305	A	Cincinnati	72 71						
				278	A	Binghamton	89 71	209	H	Monmouth	61 45						

Non-Div I Games:

Xavier

■ Loss,
■ Non-Conf,
■ S Site,
■ H Home
■ A Away
N Neutral

Average RPI Win:	262	WON-LOST	WINNING	LAST 10	STRENGTH OF	OPP. STRENGTH	TEAM	ADJ.	CONF.	ADJ CONF.
Average RPI Loss:	86	RECORD	PCT. RANK	GAMES	SCHEDULE	OF SCHEDULE	RPI	RPI	RPI	RPI
DIV. I ONLY	4- 7	227	3- 6	74	160	160	160	11	11	
DIV. I NON-CONF.	4- 7	218	4- 7	87	160	160	160	11	11	
TOTALS	RPI 1-25	RPI 26-50	W-L RECORDS	RPI 51-100	RPI 101-150	RPI 150+				
4- 7	0- 2	0- 1	OVERALL	0- 2	0- 1	4- 1				
3- 1	0- 0	0- 1	HOME	0- 0	0- 0	3- 0				
1- 5	0- 2	0- 0	AWAY	0- 1	0- 1	1- 1				
0- 1	0- 0	0- 0	NEUTRAL	0- 1	0- 0	0- 0				
4- 7	0- 2	0- 1	NON-CONFERENCE	0- 2	0- 1	4- 1				
3- 1	0- 0	0- 1	HOME	0- 0	0- 0	3- 0				
1- 5	0- 2	0- 0	AWAY	0- 1	0- 1	1- 1				
0- 1	0- 0	0- 0	NEUTRAL	0- 1	0- 0	0- 0				
0- 0	0- 0	0- 0	CONFERENCE	0- 0	0- 0	0- 0				
0- 0	0- 0	0- 0	HOME	0- 0	0- 0	0- 0				
0- 0	0- 0	0- 0	AWAY	0- 0	0- 0	0- 0				
0- 0	0- 0	0- 0	NEUTRAL	0- 0	0- 0	0- 0				

RPI 1-25				RPI 26-50				RPI 51-100				RPI 101+ Team's RPI: 160			
RPI	S	Opponent	Score	RPI	S	Opponent	Score	RPI	S	Opponent	Score	RPI	S	Opponent	Score
4	A	Arizona St.	51 69	31	H	St. John's (NY)	50 61	61	A	Oklahoma	54 71	147	A	Bucknell	66 73
22	A	Washington	51 81					95	N	Boise St.	53 59	209	H	Monmouth	62 58
												241	A	UMass Lowell	72 80
												246	H	Holy Cross	83 70
												293	A	Wagner	90 65
												301	H	Boston U.	66 59
LAST 12 Division I GAMES:															
61	A	Oklahoma	54 71	4	A	Arizona St.	51 69	147	A	Bucknell	66 73	209	H	Monmouth	62 58
95	N	Boise St.	53 59	22	A	Washington	51 81	293	A	Wagner	90 65	241	A	UMass Lowell	72 80
246	H	Holy Cross	83 70	31	H	St. John's (NY)	50 61	301	H	Boston U.	66 59				

Non-Div I Games: Alas. Anchorage 63 72

Yale

Average RPI Win:	213	WON-LOST	WINNING	LAST 10	STRENGTH OF	OPP. STRENGTH	TEAM	ADJ.	CONF.	ADJ CONF.
Average RPI Loss:	89	RECORD	PCT. RANK	GAMES	SCHEDULE	OF SCHEDULE	RPI	RPI	RPI	RPI
DIV. I ONLY	9- 2	35	6- 2	173	243	51	51	13	13	
DIV. I NON-CONF.	9- 2	36	8- 2	176	242	54	54	13	13	
TOTALS	RPI 1-25	RPI 26-50	W-L RECORDS	RPI 51-100	RPI 101-150	RPI 150+				
9- 2	0- 0	0- 0	OVERALL	1- 1	1- 1	7- 0				
3- 0	0- 0	0- 0	HOME	1- 0	1- 0	1- 0				
5- 2	0- 0	0- 0	AWAY	0- 1	0- 1	5- 0				
1- 0	0- 0	0- 0	NEUTRAL	0- 0	0- 0	1- 0				
9- 2	0- 0	0- 0	NON-CONFERENCE	1- 1	1- 1	7- 0				
3- 0	0- 0	0- 0	HOME	1- 0	1- 0	1- 0				
5- 2	0- 0	0- 0	AWAY	0- 1	0- 1	5- 0				
1- 0	0- 0	0- 0	NEUTRAL	0- 0	0- 0	1- 0				
0- 0	0- 0	0- 0	CONFERENCE	0- 0	0- 0	0- 0				
0- 0	0- 0	0- 0	HOME	0- 0	0- 0	0- 0				
0- 0	0- 0	0- 0	AWAY	0- 0	0- 0	0- 0				
0- 0	0- 0	0- 0	NEUTRAL	0- 0	0- 0	0- 0				

RPI 1-25			RPI 26-50			RPI 51-100			Team's RPI: 51	RPI 101+		
RPI	S	Opponent	Score	RPI	S	Opponent	Score	RPI	S	Opponent	Score	
						57	A Pittsburgh	52	78	121	A Cornell	63 75
						70	H Akron	75	62	147	H Bucknell	69 54
										170	H Niagara	83 61
										211	A Robert Morris	73 65
										226	A Tennessee St.	73 66
										245	A Canisius	80 48
										255	A Radford	70 44
										272	N Nicholls St.	51 50
										318	A Kent St.	68 49
LAST 12 Division I GAMES:												
121	A	Cornell	63 75	57	A	Pittsburgh	52 78	211	A	Robert Morris	73 65	
70	H	Akron	75 62	245	A	Canisius	80 48	226	A	Tennessee St.	73 66	
255	A	Radford	70 44	272	N	Nicholls St.	51 50	147	H	Bucknell	69 54	
318	A	Kent St.	68 49									
170	H	Niagara	83 61									

Non-Div I Games: Oberlin 92 43 Ohio Valley 84 33

Youngstown St.

Loss, Non-Conf, S Site, H Home A Away N Neutral