

Average RPI Win:	304	WON-LOST	WINNING	LAST 10	STRENGTH OF	OPP. STRENGTH	TEAM	ADJ.	CONF.	ADJ CONF.
Average RPI Loss:	153	RECORD	PCT. RANK	GAMES	SCHEDULE	OF SCHEDULE	RPI	RPI	RPI	RPI
DIV. I ONLY	6- 5	139	6-4	338	131	220	220	25	25	
DIV. I NON-CONF.	3- 4	201	3-3	296	74	197	197	23	23	
TOTALS	RPI 1-25	RPI 26-50	W-L RECORDS	RPI 51-100	RPI 101-150	RPI 150+				
6- 5	0- 2	0- 0	OVERALL	0- 0	0- 0	6- 3				
3- 0	0- 0	0- 0	HOME	0- 0	0- 0	3- 0				
2- 5	0- 2	0- 0	AWAY	0- 0	0- 0	2- 3				
1- 0	0- 0	0- 0	NEUTRAL	0- 0	0- 0	1- 0				
3- 4	0- 2	0- 0	NON-CONFERENCE	0- 0	0- 0	3- 2				
1- 0	0- 0	0- 0	HOME	0- 0	0- 0	1- 0				
1- 4	0- 2	0- 0	AWAY	0- 0	0- 0	1- 2				
1- 0	0- 0	0- 0	NEUTRAL	0- 0	0- 0	1- 0				
3- 1	0- 0	0- 0	CONFERENCE	0- 0	0- 0	3- 1				
2- 0	0- 0	0- 0	HOME	0- 0	0- 0	2- 0				
1- 1	0- 0	0- 0	AWAY	0- 0	0- 0	1- 1				
0- 0	0- 0	0- 0	NEUTRAL	0- 0	0- 0	0- 0				

RPI 1-25				RPI 26-50				RPI 51-100				RPI 101+ Team's RPI: 220			
RPI	S	Opponent	Score	RPI	S	Opponent	Score	RPI	S	Opponent	Score	RPI	S	Opponent	Score
2	A	Missouri St.	51 79									215	A	Southeastern La.	44 48
7	A	Texas A&M	48 85									237	H	Central Ark.	67 47
												260	A	South Alabama	82 83
												279	A	Texas St.	48 57
												280	N	Prairie View	64 52
												309	H	Nicholls St.	55 49
												331	A	UTRGV	59 54
												331	H	UTRGV	61 50
												338	A	Northwestern St.	72 59
LAST 10 Division I															
215	A	Southeastern La.	44 48	331	A	UTRGV	59 54								
338	A	Northwestern St.	72 59	279	A	Texas St.	48 57								
7	A	Texas A&M	48 85	331	H	UTRGV	61 50								
237	H	Central Ark.	67 47	280	N	Prairie View	64 52								
309	H	Nicholls St.	55 49	260	A	South Alabama	82 83								

Non-Div I Games: UNKNOWN 75 55 Huston-Tillotson 63 49 Texas Wesleyan 90 52

Average RPI Win:	201	WON-LOST	WINNING	LAST 10	STRENGTH OF	OPP. STRENGTH	TEAM	ADJ.	CONF.	ADJ CONF.
Average RPI Loss:	55	RECORD	PCT. RANK	GAMES	SCHEDULE	OF SCHEDULE	RPI	RPI	RPI	RPI

DIV. I ONLY	7- 1	22	7-1	318	18	77	77	25	25
DIV. I NON-CONF.	4- 1	54	4-1	269	37	67	67	23	23
TOTALS	RPI 1-25	RPI 26-50	W-L RECORDS	RPI 51-100	RPI 101-150	RPI 150+			
7- 1	0- 0	0- 0	OVERALL	0- 1	2- 0	5- 0			
4- 0	0- 0	0- 0	HOME	0- 0	1- 0	3- 0			
3- 1	0- 0	0- 0	AWAY	0- 1	1- 0	2- 0			
0- 0	0- 0	0- 0	NEUTRAL	0- 0	0- 0	0- 0			
4- 1	0- 0	0- 0	NON-CONFERENCE	0- 1	1- 0	3- 0			
2- 0	0- 0	0- 0	HOME	0- 0	0- 0	2- 0			
2- 1	0- 0	0- 0	AWAY	0- 1	1- 0	1- 0			
0- 0	0- 0	0- 0	NEUTRAL	0- 0	0- 0	0- 0			
3- 0	0- 0	0- 0	CONFERENCE	0- 0	1- 0	2- 0			
2- 0	0- 0	0- 0	HOME	0- 0	1- 0	1- 0			
1- 0	0- 0	0- 0	AWAY	0- 0	0- 0	1- 0			
0- 0	0- 0	0- 0	NEUTRAL	0- 0	0- 0	0- 0			

RPI 1-25				RPI 26-50				RPI 51-100				Team's RPI: 77		RPI 101+			
RPI	S	Opponent	Score	RPI	S	Opponent	Score	RPI	S	Opponent	Score		RPI	S	Opponent	Score	
								55	A	Oklahoma	65	78	109	H	New Orleans	76 62	
													124	A	Wright St.	83 64	
													164	A	Portland	76 69	
													182	H	Lamar University	78 72	
													212	H	Tulsa	73 63	
													308	H	New Mexico St.	67 54	
													309	A	Nicholls St.	95 84	
LAST 10 Division I																	
				182	H	Lamar University	78 72						164	A	Portland	76 69	
				308	H	New Mexico St.	67 54						55	A	Oklahoma	65 78	
				309	A	Nicholls St.	95 84						124	A	Wright St.	83 64	
				109	H	New Orleans	76 62										
				212	H	Tulsa	73 63										

Non-Div I Games: Howard Payne 96 38 Schreiner 110 37 Southwest (NM) 104 52 McMurry 111 43
Abilene Christian

Loss, Non-Conf, S Site, H Home A Away N Neutral

Air Force

Through Games Of Jan. 4, 2020

Average RPI Win:	307	WON-LOST	WINNING	LAST 10	STRENGTH OF	OPP. STRENGTH	TEAM	ADJ.	CONF.	ADJ CONF.
Average RPI Loss:	190	RECORD	PCT. RANK	GAMES	SCHEDULE	OF SCHEDULE	RPI	RPI	RPI	RPI
DIV. I ONLY	2- 11	319	1-9	252	290	321	321	22	22	
DIV. I NON-CONF.	1- 9	326	0-7	251	265	336	336	25	25	
TOTALS	RPI 1-25	RPI 26-50	W-L RECORDS	RPI 51-100	RPI 101-150	RPI 150+				
2- 11	0- 0	0- 0	OVERALL	0- 1	0- 2	2- 8				
1- 5	0- 0	0- 0	HOME	0- 0	0- 0	1- 5				
1- 6	0- 0	0- 0	AWAY	0- 1	0- 2	1- 3				
0- 0	0- 0	0- 0	NEUTRAL	0- 0	0- 0	0- 0				
1- 9	0- 0	0- 0	NON-CONFERENCE	0- 1	0- 2	1- 6				
1- 3	0- 0	0- 0	HOME	0- 0	0- 0	1- 3				
0- 6	0- 0	0- 0	AWAY	0- 1	0- 2	0- 3				
0- 0	0- 0	0- 0	NEUTRAL	0- 0	0- 0	0- 0				
1- 2	0- 0	0- 0	CONFERENCE	0- 0	0- 0	1- 2				
0- 2	0- 0	0- 0	HOME	0- 0	0- 0	0- 2				
1- 0	0- 0	0- 0	AWAY	0- 0	0- 0	1- 0				
0- 0	0- 0	0- 0	NEUTRAL	0- 0	0- 0	0- 0				

RPI 1-25				RPI 26-50				RPI 51-100				RPI 101+				Team's RPI: 321	
RPI	S	Opponent	Score	RPI	S	Opponent	Score	RPI	S	Opponent	Score	RPI	S	Opponent	Score		
								61	A	Arizona St.	56	87	104	A	Tennessee	54	81
												130	A	Northern Colo.	62	72	
												164	H	Portland	56	72	
												187	H	Wyoming	63	65	
												199	H	San Diego	59	70	
												218	A	Cal St. Fullerton	70	79	
												238	H	UNLV	60	67	
												247	A	Long Beach St.	68	74	
												268	H	Army West Point	66	68	
												272	A	Navy	59	67	
												301	A	Nevada	68	61	
												312	H	NJIT	68	48	
LAST 10 Division I																	
				247	A	Long Beach St.	68	74		238	H	UNLV	60	67			
				301	A	Nevada	68	61		218	A	Cal St. Fullerton	70	79			
				187	H	Wyoming	63	65		164	H	Portland	56	72			
				104	A	Tennessee	54	81		130	A	Northern Colo.	62	72			
				272	A	Navy	59	67		199	H	San Diego	59	70			

Non-Div I Games: Neb. Wesleyan 93 42

Air Force

Loss, Non-Conf, S Site, H Home A Away N Neutral

Average RPI Win: 249	WON-LOST	WINNING	LAST 10	STRENGTH OF	OPP. STRENGTH	TEAM	ADJ.	CONF.	ADJ CONF.
Average RPI Loss: 102	RECORD	PCT. RANK	GAMES	SCHEDULE	OF SCHEDULE	RPI	RPI	RPI	RPI
DIV. I ONLY	7- 5	125	5-5	191	225	165	165	10	10
DIV. I NON-CONF.	7- 4	100	5-4	221	250	150	150	10	10
TOTALS	RPI 1-25	RPI 26-50	W-L RECORDS	RPI 51-100	RPI 101-150	RPI 150+			
7- 5	0- 0	0- 2	OVERALL	1- 1	0- 0	6- 2			
3- 3	0- 0	0- 2	HOME	1- 1	0- 0	2- 0			
2- 2	0- 0	0- 0	AWAY	0- 0	0- 0	2- 2			
2- 0	0- 0	0- 0	NEUTRAL	0- 0	0- 0	2- 0			
7- 4	0- 0	0- 1	NON-CONFERENCE	1- 1	0- 0	6- 2			
3- 2	0- 0	0- 1	HOME	1- 1	0- 0	2- 0			
2- 2	0- 0	0- 0	AWAY	0- 0	0- 0	2- 2			
2- 0	0- 0	0- 0	NEUTRAL	0- 0	0- 0	2- 0			
0- 1	0- 0	0- 1	CONFERENCE	0- 0	0- 0	0- 0			
0- 1	0- 0	0- 1	HOME	0- 0	0- 0	0- 0			
0- 0	0- 0	0- 0	AWAY	0- 0	0- 0	0- 0			
0- 0	0- 0	0- 0	NEUTRAL	0- 0	0- 0	0- 0			

RPI 1-25				RPI 26-50				RPI 51-100				RPI 101+				Team's RPI: 165	
RPI	S	Opponent	Score	RPI	S	Opponent	Score	RPI	S	Opponent	Score	RPI	S	Opponent	Score		
				42	H	Central Mich.	72 77	64	H	N.C. A&T	64 52	151	A	Butler	55 76		
				50	H	Michigan	71 80	98	H	Duquesne	63 88	170	A	Cleveland St.	62 66		
												179	H	Youngstown St.	91 62		
												270	A	St. Bonaventure	63 54		
												290	N	Denver	88 72		
												302	N	Morgan St.	52 45		
												316	H	Purdue Fort Wayne	64 53		
												319	A	Detroit Mercy	81 60		
LAST 10 Division I																	
				290	N	Denver	88 72	42	H	Central Mich.	72 77						
				64	H	N.C. A&T	64 52	302	N	Morgan St.	52 45						
				151	A	Butler	55 76	319	A	Detroit Mercy	81 60						
				98	H	Duquesne	63 88	179	H	Youngstown St.	91 62						
				170	A	Cleveland St.	62 66	50	H	Michigan	71 80						

Non-Div I Games:

Akron

 Loss,
 Non-Conf,
 S Site,
 H Home
 A Away
N Neutral

Alabama

Through Games Of Jan. 4, 2020

Average RPI Win:	179	WON-LOST	WINNING	LAST 10	STRENGTH OF	OPP. STRENGTH	TEAM	ADJ.	CONF.	ADJ CONF.
Average RPI Loss:	85	RECORD	PCT. RANK	GAMES	SCHEDULE	OF SCHEDULE	RPI	RPI	RPI	RPI
DIV. I ONLY	10- 4	68	7-3	95	149	73	73	4	4	
DIV. I NON-CONF.	10- 3	60	7-2	134	174	77	77	4	4	
TOTALS	RPI 1-25	RPI 26-50	W-L RECORDS	RPI 51-100	RPI 101-150	RPI 150+				
10- 4	0- 0	1- 1	OVERALL	1- 2	1- 0	7- 1				
6- 2	0- 0	0- 0	HOME	1- 1	1- 0	4- 1				
3- 1	0- 0	0- 1	AWAY	0- 0	0- 0	3- 0				
1- 1	0- 0	1- 0	NEUTRAL	0- 1	0- 0	0- 0				
10- 3	0- 0	1- 0	NON-CONFERENCE	1- 2	1- 0	7- 1				
6- 2	0- 0	0- 0	HOME	1- 1	1- 0	4- 1				
3- 0	0- 0	0- 0	AWAY	0- 0	0- 0	3- 0				
1- 1	0- 0	1- 0	NEUTRAL	0- 1	0- 0	0- 0				
0- 1	0- 0	0- 1	CONFERENCE	0- 0	0- 0	0- 0				
0- 0	0- 0	0- 0	HOME	0- 0	0- 0	0- 0				
0- 1	0- 0	0- 1	AWAY	0- 0	0- 0	0- 0				
0- 0	0- 0	0- 0	NEUTRAL	0- 0	0- 0	0- 0				

RPI 1-25				RPI 26-50				RPI 51-100				Team's RPI: 73	RPI 101+			
RPI	S	Opponent	Score	RPI	S	Opponent	Score	RPI	S	Opponent	Score		RPI	S	Opponent	Score
				32	A	LSU	60 71	72	H	Iowa St.	66 75		106	H	North Carolina	83 77
				41	N	UNI	87 77	83	N	Southern California	57 60		153	H	Hampton	61 64
								97	H	Colgate	72 52		160	A	Tulane	66 56
													169	H	Bethune-Cookman	60 49
													173	A	Clemson	67 54
													215	H	Southeastern La.	87 50
													257	H	Radford	85 51
													260	A	South Alabama	74 62
													311	H	Mercer	111 56
LAST 10 Division I																
				257	H	Radford	85 51	32	A	LSU	60 71					
				169	H	Bethune-Cookman	60 49	215	H	Southeastern La.	87 50					
				106	H	North Carolina	83 77	83	N	Southern California	57 60					
				97	H	Colgate	72 52	41	N	UNI	87 77					
				72	H	Iowa St.	66 75	160	A	Tulane	66 56					

Non-Div I Games:

Alabama

■ Loss,
 ■ Non-Conf, S Site,
 ■ Home
 ■ Away
 N Neutral

Alabama A&M

Through Games Of Jan. 4, 2020

Average RPI Win:	314	WON-LOST	WINNING	LAST 10	STRENGTH OF	OPP. STRENGTH	TEAM	ADJ.	CONF.	ADJ CONF.
Average RPI Loss:	175	RECORD	PCT. RANK	GAMES	SCHEDULE	OF SCHEDULE	RPI	RPI	RPI	RPI
DIV. I ONLY	4- 8	244	3-7	249	327	242	242	28	28	
DIV. I NON-CONF.	4- 7	225	3-6	183	340	202	202	28	28	
TOTALS	RPI 1-25	RPI 26-50	W-L RECORDS	RPI 51-100	RPI 101-150	RPI 150+				
4- 8	0- 0	0- 0	OVERALL	0- 2	0- 2	4- 4				
0- 2	0- 0	0- 0	HOME	0- 1	0- 1	0- 0				
4- 5	0- 0	0- 0	AWAY	0- 1	0- 1	4- 3				
0- 1	0- 0	0- 0	NEUTRAL	0- 0	0- 0	0- 1				
4- 7	0- 0	0- 0	NON-CONFERENCE	0- 2	0- 2	4- 3				
0- 2	0- 0	0- 0	HOME	0- 1	0- 1	0- 0				
4- 4	0- 0	0- 0	AWAY	0- 1	0- 1	4- 2				
0- 1	0- 0	0- 0	NEUTRAL	0- 0	0- 0	0- 1				
0- 1	0- 0	0- 0	CONFERENCE	0- 0	0- 0	0- 1				
0- 0	0- 0	0- 0	HOME	0- 0	0- 0	0- 0				
0- 1	0- 0	0- 0	AWAY	0- 0	0- 0	0- 1				
0- 0	0- 0	0- 0	NEUTRAL	0- 0	0- 0	0- 0				

RPI 1-25			RPI 26-50			RPI 51-100			RPI 101+			Team's RPI: 242
RPI	S	Opponent	Score	RPI	S	Opponent	Score	RPI	S	Opponent	Score	
						68 A Nebraska	46 68	140 H Austin Peay	61 67			
						81 H North Florida	64 73	144 A Memphis	71 79			
								167 A Cincinnati	47 62			
								210 N North Ala.	65 80			
								290 A Denver	86 83			
								292 A Grambling	59 69			
								295 A California Baptist	55 60			
								297 A San Diego St.	61 53			
								317 A Georgia St.	67 52			
								350 A Florida A&M	77 53			
LAST 10 Division I												
350 A Florida A&M	77	53	292 A Grambling	59	69							
167 A Cincinnati	47	62	144 A Memphis	71	79							
140 H Austin Peay	61	67	317 A Georgia St.	67	52							
290 A Denver	86	83	81 H North Florida	64	73							
210 N North Ala.	65	80	295 A California Baptist	55	60							

Non-Div I Games:

Alabama A&M

■ Loss,
 ■ Non-Conf,
 ■ S Site,
 ■ H Home
 ■ A Away
 N Neutral

Average RPI Win:	325	WON-LOST	WINNING	LAST 10	STRENGTH OF	OPP. STRENGTH	TEAM	ADJ.	CONF.	ADJ CONF.
Average RPI Loss:	143	RECORD	PCT. RANK	GAMES	SCHEDULE	OF SCHEDULE	RPI	RPI	RPI	RPI
DIV. I ONLY	1- 9	328	1-9	153	122	306	306	28	28	
DIV. I NON-CONF.	1- 8	322	1-8	101	135	295	295	28	28	
TOTALS	RPI 1-25	RPI 26-50	W-L RECORDS	RPI 51-100	RPI 101-150	RPI 150+				
1- 9	0- 2	0- 0	OVERALL	0- 0	0- 2	1- 5				
1- 2	0- 0	0- 0	HOME	0- 0	0- 0	1- 2				
0- 7	0- 2	0- 0	AWAY	0- 0	0- 2	0- 3				
0- 0	0- 0	0- 0	NEUTRAL	0- 0	0- 0	0- 0				
1- 8	0- 2	0- 0	NON-CONFERENCE	0- 0	0- 2	1- 4				
1- 2	0- 0	0- 0	HOME	0- 0	0- 0	1- 2				
0- 6	0- 2	0- 0	AWAY	0- 0	0- 2	0- 2				
0- 0	0- 0	0- 0	NEUTRAL	0- 0	0- 0	0- 0				
0- 1	0- 0	0- 0	CONFERENCE	0- 0	0- 0	0- 1				
0- 0	0- 0	0- 0	HOME	0- 0	0- 0	0- 0				
0- 1	0- 0	0- 0	AWAY	0- 0	0- 0	0- 1				
0- 0	0- 0	0- 0	NEUTRAL	0- 0	0- 0	0- 0				

RPI 1-25				RPI 26-50				RPI 51-100				RPI 101+				Team's RPI: 306
RPI	S	Opponent	Score	RPI	S	Opponent	Score	RPI	S	Opponent	Score	RPI	S	Opponent	Score	
4	A	South Carolina	43 103									105	A	Wisconsin	67 85	
11	A	DePaul	76 105									122	A	South Fla.	29 80	
												157	H	Samford	48 83	
												173	A	Clemson	43 76	
												210	H	North Ala.	60 81	
												221	A	Jackson St.	62 94	
												286	A	Ole Miss	66 93	
												325	H	Jacksonville St.	68 63	
LAST 10 Division I																
210	H	North Ala.	60 81	221	A	Jackson St.	62 94									
11	A	DePaul	76 105	286	A	Ole Miss	66 93									
105	A	Wisconsin	67 85	325	H	Jacksonville St.	68 63									
122	A	South Fla.	29 80	173	A	Clemson	43 76									
157	H	Samford	48 83	4	A	South Carolina	43 103									

Non-Div I Games: Mobile 76 66 Paine 84 58

Alabama St.

■ Loss,
 ■ Non-Conf,
 ■ S Site,
 ■ Home
 ■ A Away
 N Neutral

Albany (NY)

Through Games Of Jan. 4, 2020

Average RPI Win:	280	WON-LOST	WINNING	LAST 10	STRENGTH OF	OPP. STRENGTH	TEAM	ADJ.	CONF.	ADJ CONF.
Average RPI Loss:	212	RECORD	PCT. RANK	GAMES	SCHEDULE	OF SCHEDULE	RPI	RPI	RPI	RPI
DIV. I ONLY	4- 9	260	3-7	328	266	324	324	29	29	
DIV. I NON-CONF.	3- 9	279	2-7	334	251	331	331	29	29	
TOTALS	RPI 1-25	RPI 26-50	W-L RECORDS	RPI 51-100	RPI 101-150	RPI 150+				
4- 9	0- 0	0- 0	OVERALL	0- 2	1- 1	3- 6				
2- 5	0- 0	0- 0	HOME	0- 0	1- 1	1- 4				
2- 4	0- 0	0- 0	AWAY	0- 2	0- 0	2- 2				
0- 0	0- 0	0- 0	NEUTRAL	0- 0	0- 0	0- 0				
3- 9	0- 0	0- 0	NON-CONFERENCE	0- 2	1- 1	2- 6				
1- 5	0- 0	0- 0	HOME	0- 0	1- 1	0- 4				
2- 4	0- 0	0- 0	AWAY	0- 2	0- 0	2- 2				
0- 0	0- 0	0- 0	NEUTRAL	0- 0	0- 0	0- 0				
1- 0	0- 0	0- 0	CONFERENCE	0- 0	0- 0	1- 0				
1- 0	0- 0	0- 0	HOME	0- 0	0- 0	1- 0				
0- 0	0- 0	0- 0	AWAY	0- 0	0- 0	0- 0				
0- 0	0- 0	0- 0	NEUTRAL	0- 0	0- 0	0- 0				

RPI 1-25			RPI 26-50			RPI 51-100			RPI 101+			Team's RPI: 324
RPI	S	Opponent	Score	RPI	S	Opponent	Score	RPI	S	Opponent	Score	
						63	A Syracuse	53	75	146	H Columbia	82 78
						74	A Marist	52	76	149	H Cornell	51 71
										225	H Boston U.	58 60
										231	H Monmouth	41 53
										252	H Lafayette	47 54
										285	H St. Francis Brooklyn	41 49
										304	H Vermont	58 49
										307	A Siena	46 52
										318	A Bryant	55 68
										330	A Canisius	70 53
										340	A Central Conn. St.	73 63
LAST 10 Division I												
						318	A Bryant	55	68	304	H Vermont	58 49
						285	H St. Francis Brooklyn	41	49	231	H Monmouth	41 53
						307	A Siena	46	52	252	H Lafayette	47 54
						340	A Central Conn. St.	73	63	225	H Boston U.	58 60
						330	A Canisius	70	53	63	A Syracuse	53 75

Non-Div I Games: FDU-Florham 81 21

Albany (NY)

Loss, Non-Conf, S Site, H Home A Away N Neutral

RPI 1-25				RPI 26-50				RPI 51-100				RPI 101+				Team's RPI: 313	
RPI	S	Opponent	Score	RPI	S	Opponent	Score	RPI	S	Opponent	Score	RPI	S	Opponent	Score		
												120	H	UAB	65	86	
												144	A	Memphis	51	57	
												173	N	Clemson	46	77	
												175	A	SFA	62	67	
												214	A	UTEP	47	92	
												233	A	North Texas	31	67	
												279	A	Texas St.	59	67	
												280	A	Prairie View	68	63	
												286	N	Ole Miss	55	73	
												332	A	Tennessee St.	62	57	
												350	H	Florida A&M	58	42	
LAST 10 Division I																	
				120	H	UAB	65	86	280	A	Prairie View	68	63				
				350	H	Florida A&M	58	42	279	A	Texas St.	59	67				
				173	N	Clemson	46	77	214	A	UTEP	47	92				
				286	N	Ole Miss	55	73	233	A	North Texas	31	67				
				332	A	Tennessee St.	62	57	175	A	SFA	62	67				

Page 9

Average RPI Win:	168	WON-LOST	WINNING	LAST 10	STRENGTH OF	OPP. STRENGTH	TEAM	ADJ.	CONF.	ADJ CONF.
Average RPI Loss:	123	RECORD	PCT. RANK	GAMES	SCHEDULE	OF SCHEDULE	RPI	RPI	RPI	RPI
DIV. I ONLY	5- 6	198	5-5	107	155	156	156	14	14	
DIV. I NON-CONF.	4- 6	212	4-5	139	150	187	187	13	13	
TOTALS	RPI 1-25	RPI 26-50	W-L RECORDS	RPI 51-100	RPI 101-150	RPI 150+				
5- 6	0- 0	0- 1	OVERALL	2- 1	1- 2	2- 2				
4- 1	0- 0	0- 1	HOME	2- 0	1- 0	1- 0				
1- 4	0- 0	0- 0	AWAY	0- 0	0- 2	1- 2				
0- 1	0- 0	0- 0	NEUTRAL	0- 1	0- 0	0- 0				
4- 6	0- 0	0- 1	NON-CONFERENCE	1- 1	1- 2	2- 2				
3- 1	0- 0	0- 1	HOME	1- 0	1- 0	1- 0				
1- 4	0- 0	0- 0	AWAY	0- 0	0- 2	1- 2				
0- 1	0- 0	0- 0	NEUTRAL	0- 1	0- 0	0- 0				
1- 0	0- 0	0- 0	CONFERENCE	1- 0	0- 0	0- 0				
1- 0	0- 0	0- 0	HOME	1- 0	0- 0	0- 0				
0- 0	0- 0	0- 0	AWAY	0- 0	0- 0	0- 0				
0- 0	0- 0	0- 0	NEUTRAL	0- 0	0- 0	0- 0				

RPI	S	Opponent	Score	RPI	S	Opponent	Score	RPI	S	Opponent	Score	RPI	S	Opponent	Score	Team's RPI: 156
46	H	Minnesota	53 70	62	N	Buffalo	55 73	101	A	Ohio	69 81	117	A	Saint Joseph's	51 72	
				66	H	Villanova	76 54	131	H	George Washington	66 53	159	A	George Mason	55 73	
				97	H	Colgate	63 61	251	A	Towson	60 63	257	A	Radford	59 55	
								291	H	High Point	56 48					
LAST 10 Division I																
257	A	Radford	59 55	97	H	Colgate	63 61	131	H	George Washington	66 53	159	A	George Mason	55 73	
46	H	Minnesota	53 70	66	H	Villanova	76 54	291	H	High Point	56 48					
62	N	Buffalo	55 73													
117	A	Saint Joseph's	51 72													
251	A	Towson	60 63													

Non-Div I Games:

American

■ Loss,
 ■ Non-Conf, S Site,
 ■ Home
 ■ Away
 N Neutral

Average RPI Win:	300	WON-LOST	WINNING	LAST 10	STRENGTH OF	OPP. STRENGTH	TEAM	ADJ.	CONF.	ADJ CONF.
Average RPI Loss:	137	RECORD	PCT. RANK	GAMES	SCHEDULE	OF SCHEDULE	RPI	RPI	RPI	RPI
DIV. I ONLY	3- 10	291	3-7	226	156	281	281	23	23	
DIV. I NON-CONF.	3- 8	268	3-5	246	156	283	283	22	22	
TOTALS	RPI 1-25	RPI 26-50	W-L RECORDS	RPI 51-100	RPI 101-150	RPI 150+				
3- 10	0- 1	0- 1	OVERALL	0- 1	0- 2	3- 5				
1- 2	0- 0	0- 0	HOME	0- 0	0- 0	1- 2				
1- 7	0- 1	0- 1	AWAY	0- 1	0- 2	1- 2				
1- 1	0- 0	0- 0	NEUTRAL	0- 0	0- 0	1- 1				
3- 8	0- 1	0- 1	NON-CONFERENCE	0- 0	0- 2	3- 4				
1- 2	0- 0	0- 0	HOME	0- 0	0- 0	1- 2				
1- 5	0- 1	0- 1	AWAY	0- 0	0- 2	1- 1				
1- 1	0- 0	0- 0	NEUTRAL	0- 0	0- 0	1- 1				
0- 2	0- 0	0- 0	CONFERENCE	0- 1	0- 0	0- 1				
0- 0	0- 0	0- 0	HOME	0- 0	0- 0	0- 0				
0- 2	0- 0	0- 0	AWAY	0- 1	0- 0	0- 1				
0- 0	0- 0	0- 0	NEUTRAL	0- 0	0- 0	0- 0				

RPI 1-25				RPI 26-50				RPI 51-100				RPI 101+ Team's RPI: 281			
RPI	S	Opponent	Score	RPI	S	Opponent	Score	RPI	S	Opponent	Score	RPI	S	Opponent	Score
4	A	South Carolina	50 92	50	A	Michigan	35 62	54	A	Troy	55 84	110	A	Elon	66 67
												115	A	UNC Greensboro	47 54
												169	N	Bethune-Cookman	44 61
												177	A	VCU	38 66
												203	H	Gardner-Webb	56 67
												223	H	ETSU	61 67
												259	A	Wofford	54 51
												260	A	South Alabama	66 81
												311	H	Mercer	77 68
												330	N	Canisius	74 57
LAST 10 Division I															
115	A	UNC Greensboro	47 54	54	A	Troy	55 84								
330	N	Canisius	74 57	260	A	South Alabama	66 81								
169	N	Bethune-Cookman	44 61	311	H	Mercer	77 68								
50	A	Michigan	35 62	223	H	ETSU	61 67								
259	A	Wofford	54 51	203	H	Gardner-Webb	56 67								

Non-Div I Games:

Appalachian St.

■ Loss,
 ■ Non-Conf, S Site,
 ■ Home
 ■ Away
 N Neutral

A
r
i
z
o
n
a

A
r
i
z
o
n
a

Arizona

Page 12

Average RPI Win:	216	WON-LOST	WINNING	LAST 10	STRENGTH OF	OPP. STRENGTH	TEAM	ADJ.	CONF.	ADJ CONF.
Average RPI Loss:	29	RECORD	PCT. RANK	GAMES	SCHEDULE	OF SCHEDULE	RPI	RPI	RPI	RPI
DIV. I ONLY	10- 4	68	7-3	76	126	61	61	1	1	
DIV. I NON-CONF.	10- 2	31	7-1	193	134	60	60	1	1	
TOTALS	RPI 1-25	RPI 26-50	W-L RECORDS	RPI 51-100	RPI 101-150	RPI 150+				
10- 4	1- 2	0- 2	OVERALL	1- 0	1- 0	7- 0				
7- 1	1- 0	0- 1	HOME	0- 0	1- 0	5- 0				
1- 2	0- 1	0- 1	AWAY	0- 0	0- 0	1- 0				
2- 1	0- 1	0- 0	NEUTRAL	1- 0	0- 0	1- 0				
10- 2	1- 1	0- 1	NON-CONFERENCE	1- 0	1- 0	7- 0				
7- 0	1- 0	0- 0	HOME	0- 0	1- 0	5- 0				
1- 1	0- 0	0- 1	AWAY	0- 0	0- 0	1- 0				
2- 1	0- 1	0- 0	NEUTRAL	1- 0	0- 0	1- 0				
0- 2	0- 1	0- 1	CONFERENCE	0- 0	0- 0	0- 0				
0- 1	0- 0	0- 1	HOME	0- 0	0- 0	0- 0				
0- 1	0- 1	0- 0	AWAY	0- 0	0- 0	0- 0				
0- 0	0- 0	0- 0	NEUTRAL	0- 0	0- 0	0- 0				

RPI 1-25				RPI 26-50				RPI 51-100				RPI 101+			
RPI	S	Opponent	Score	RPI	S	Opponent	Score	RPI	S	Opponent	Score	RPI	S	Opponent	Score
9	A	UCLA	66 68	40	H	Arizona	53 58	53	N	Middle Tenn.	61 60	138	H	BYU	60 52
13	H	Creighton	70 55	46	A	Minnesota	66 80					188	H	New Mexico	84 47
19	N	Purdue	52 59									268	H	Army West Point	83 51
												269	H	Idaho St.	74 69
												277	N	Maine	57 31
												308	A	New Mexico St.	70 47
												321	H	Air Force	87 56
												326	H	Cal Poly	66 41
LAST 10 Division I															
13	H	Creighton	70 55	9	A	UCLA	66 68	40	H	Arizona	53 58	53	N	Middle Tenn.	61 60
308	A	New Mexico St.	70 47	19	N	Purdue	52 59	277	N	Maine	57 31				
188	H	New Mexico	84 47												
269	H	Idaho St.	74 69												
138	H	BYU	60 52												

Non-Div I Games:

Arizona St.

Average RPI Win: 346		WON-LOST	WINNING	LAST 10	STRENGTH OF	OPP. STRENGTH	TEAM	ADJ.	CONF.	ADJ CONF.
Average RPI Loss: 146		RECORD	PCT. RANK	GAMES	SCHEDULE	OF SCHEDULE	RPI	RPI	RPI	RPI
DIV. I ONLY		1- 9	328	1-9	109	271	264	264	28	28
DIV. I NON-CONF.		0- 9	338	0-9	47	255	303	303	28	28
TOTALS		RPI 1-25	RPI 26-50	W-L RECORDS	RPI 51-100	RPI 101-150	RPI 150+			
1- 9	0- 0		0- 0	OVERALL	0- 2	0- 4	1- 3			
0- 0	0- 0		0- 0	HOME	0- 0	0- 0	0- 0			
1- 9	0- 0		0- 0	AWAY	0- 2	0- 4	1- 3			
0- 0	0- 0		0- 0	NEUTRAL	0- 0	0- 0	0- 0			
0- 9	0- 0		0- 0	NON-CONFERENCE	0- 2	0- 4	0- 3			
0- 0	0- 0		0- 0	HOME	0- 0	0- 0	0- 0			
0- 9	0- 0		0- 0	AWAY	0- 2	0- 4	0- 3			
0- 0	0- 0		0- 0	NEUTRAL	0- 0	0- 0	0- 0			
1- 0	0- 0		0- 0	CONFERENCE	0- 0	0- 0	1- 0			
0- 0	0- 0		0- 0	HOME	0- 0	0- 0	0- 0			
1- 0	0- 0		0- 0	AWAY	0- 0	0- 0	1- 0			
0- 0	0- 0		0- 0	NEUTRAL	0- 0	0- 0	0- 0			

RPI 1-25				RPI 26-50				RPI 51-100				RPI 101+				Team's RPI: 264	
RPI	S	Opponent	Score	RPI	S	Opponent	Score	RPI	S	Opponent	Score	RPI	S	Opponent	Score		
								72	A	Iowa St.	40	90	104	A	Tennessee	51	92
								100	A	Washington St.	56	85					

Non-Div I Games: Philander Smith 66 54

Ark.-Pine Bluff

Loss, Non-Conf, S Site, H Home A Away N Neutral

Arkansas

Through Games Of Jan. 4, 2020

Average RPI Win:	177	WON-LOST	WINNING	LAST 10	STRENGTH OF	OPP. STRENGTH	TEAM	ADJ.	CONF.	ADJ CONF.
Average RPI Loss:	44	RECORD	PCT. RANK	GAMES	SCHEDULE	OF SCHEDULE	RPI	RPI	RPI	RPI
DIV. I ONLY	12- 2	24	8-2	161	63	49	49	4	4	
DIV. I NON-CONF.	12- 1	10	8-1	212	78	37	37	4	4	
TOTALS	RPI 1-25	RPI 26-50	W-L RECORDS	RPI 51-100	RPI 101-150	RPI 150+				
12- 2	0- 1	0- 0	OVERALL	2- 1	4- 0	6- 0				
10- 1	0- 1	0- 0	HOME	2- 0	2- 0	6- 0				
0- 1	0- 0	0- 0	AWAY	0- 1	0- 0	0- 0				
2- 0	0- 0	0- 0	NEUTRAL	0- 0	2- 0	0- 0				
12- 1	0- 0	0- 0	NON-CONFERENCE	2- 1	4- 0	6- 0				
10- 0	0- 0	0- 0	HOME	2- 0	2- 0	6- 0				
0- 1	0- 0	0- 0	AWAY	0- 1	0- 0	0- 0				
2- 0	0- 0	0- 0	NEUTRAL	0- 0	2- 0	0- 0				
0- 1	0- 1	0- 0	CONFERENCE	0- 0	0- 0	0- 0				
0- 1	0- 1	0- 0	HOME	0- 0	0- 0	0- 0				
0- 0	0- 0	0- 0	AWAY	0- 0	0- 0	0- 0				
0- 0	0- 0	0- 0	NEUTRAL	0- 0	0- 0	0- 0				

RPI 1-25				RPI 26-50				Team's RPI: 49				RPI 51-100				RPI 101+			
RPI	S	Opponent	Score	RPI	S	Opponent	Score	RPI	S	Opponent	Score	RPI	S	Opponent	Score	RPI	S	Opponent	Score
7	H	Texas A&M	77 84									67	H	UT Martin	96 46	105	N	Wisconsin	68 64
												80	A	California	80 84	109	H	New Orleans	82 52
												91	H	Stony Brook	88 58	116	H	Belmont	91 60
																139	N	Fordham	71 59
																174	H	Little Rock	86 53
																200	H	Kansas St.	81 72
																212	H	Tulsa	91 41
																254	H	Oral Roberts	96 64
																320	H	McNeese	101 58
																338	H	Northwestern St.	99 39
LAST 10 Division I																			
174	H	Little Rock	86 53	7	H	Texas A&M	77 84	67	H	UT Martin	96 46	139	N	Fordham	71 59	80	A	California	80 84
338	H	Northwestern St.	99 39													116	H	Belmont	91 60
212	H	Tulsa	91 41																
200	H	Kansas St.	81 72																
105	N	Wisconsin	68 64																

Non-Div I Games:

Arkansas

■ Loss,
 ■ Non-Conf, S Site,
 ■ Home
 ■ Away
 N Neutral

Average RPI Win:	280	WON-LOST	WINNING	LAST 10	STRENGTH OF	OPP. STRENGTH	TEAM	ADJ.	CONF.	ADJ CONF.
Average RPI Loss:	123	RECORD	PCT. RANK	GAMES	SCHEDULE	OF SCHEDULE	RPI	RPI	RPI	RPI
DIV. I ONLY	3- 9	282	3-7	98	244	202	202	23	23	
DIV. I NON-CONF.	2- 8	295	2-6	98	237	241	241	22	22	
TOTALS	RPI 1-25	RPI 26-50	W-L RECORDS	RPI 51-100	RPI 101-150	RPI 150+				
3- 9	0- 1	0- 1	OVERALL	0- 1	0- 3	3- 3				
1- 1	0- 0	0- 0	HOME	0- 0	0- 1	1- 0				
2- 7	0- 1	0- 1	AWAY	0- 0	0- 2	2- 3				
0- 1	0- 0	0- 0	NEUTRAL	0- 1	0- 0	0- 0				
2- 8	0- 1	0- 1	NON-CONFERENCE	0- 1	0- 2	2- 3				
1- 1	0- 0	0- 0	HOME	0- 0	0- 1	1- 0				
1- 6	0- 1	0- 1	AWAY	0- 0	0- 1	1- 3				
0- 1	0- 0	0- 0	NEUTRAL	0- 1	0- 0	0- 0				
1- 1	0- 0	0- 0	CONFERENCE	0- 0	0- 1	1- 0				
0- 0	0- 0	0- 0	HOME	0- 0	0- 0	0- 0				
1- 1	0- 0	0- 0	AWAY	0- 0	0- 1	1- 0				
0- 0	0- 0	0- 0	NEUTRAL	0- 0	0- 0	0- 0				

RPI 1-25				RPI 26-50				RPI 51-100				RPI 101+ Team's RPI: 202			
RPI	S	Opponent	Score	RPI	S	Opponent	Score	RPI	S	Opponent	Score	RPI	S	Opponent	Score
11	A	DePaul	64 109	37	A	Baylor	43 111	64	N	N.C. A&T	50 55	113	A	UT Arlington	44 71
												132	H	Southeast Mo. St.	67 79
												144	A	Memphis	50 78
												184	A	Murray St.	62 77
												209	A	Louisiana Tech	54 67
												212	A	Tulsa	77 79
												264	H	Ark.-Pine Bluff	81 60
												279	A	Texas St.	56 53
												297	A	San Diego St.	71 62
LAST 10 Division I															
209	A	Louisiana Tech	54 67	279	A	Texas St.	56 53								
37	A	Baylor	43 111	113	A	UT Arlington	44 71								
144	A	Memphis	50 78	184	A	Murray St.	62 77								
264	H	Ark.-Pine Bluff	81 60	64	N	N.C. A&T	50 55								
297	A	San Diego St.	71 62	11	A	DePaul	64 109								

Non-Div I Games: Central Baptist 88 63

Arkansas St.

■ Loss,
 ■ Non-Conf,
 ■ S Site,
 ■ Home
 ■ A Away
 N Neutral

Army West Point

Through Games Of Jan. 4, 2020

Average RPI Win:	330	WON-LOST	WINNING	LAST 10	STRENGTH OF	OPP. STRENGTH	TEAM	ADJ.	CONF.	ADJ CONF.
Average RPI Loss:	126	RECORD	PCT. RANK	GAMES	SCHEDULE	OF SCHEDULE	RPI	RPI	RPI	RPI
DIV. I ONLY	4- 8	244	4-6	222	289	268	268	14	14	
DIV. I NON-CONF.	4- 7	225	4-5	245	296	274	274	13	13	
TOTALS	RPI 1-25	RPI 26-50	W-L RECORDS	RPI 51-100	RPI 101-150	RPI 150+				
4- 8	0- 1	0- 1	OVERALL	0- 2	0- 2	4- 2				
2- 4	0- 1	0- 0	HOME	0- 1	0- 2	2- 0				
2- 4	0- 0	0- 1	AWAY	0- 1	0- 0	2- 2				
0- 0	0- 0	0- 0	NEUTRAL	0- 0	0- 0	0- 0				
4- 7	0- 1	0- 1	NON-CONFERENCE	0- 1	0- 2	4- 2				
2- 3	0- 1	0- 0	HOME	0- 0	0- 2	2- 0				
2- 4	0- 0	0- 1	AWAY	0- 1	0- 0	2- 2				
0- 0	0- 0	0- 0	NEUTRAL	0- 0	0- 0	0- 0				
0- 1	0- 0	0- 0	CONFERENCE	0- 1	0- 0	0- 0				
0- 1	0- 0	0- 0	HOME	0- 1	0- 0	0- 0				
0- 0	0- 0	0- 0	AWAY	0- 0	0- 0	0- 0				
0- 0	0- 0	0- 0	NEUTRAL	0- 0	0- 0	0- 0				

RPI 1-25				RPI 26-50				RPI 51-100				RPI 101+ Team's RPI: 268			
RPI	S	Opponent	Score	RPI	S	Opponent	Score	RPI	S	Opponent	Score	RPI	S	Opponent	Score
20	H	TCU	52 66	45	A	St. John's (NY)	60 96	61	A	Arizona St.	51 83	136	H	William & Mary	65 77
								82	H	Bucknell	52 63	146	H	Columbia	62 71
												235	A	Manhattan	56 86
												285	A	St. Francis Brooklyn	64 70
												318	H	Bryant	81 75
												321	A	Air Force	68 66
												335	A	Fairleigh Dickinson	70 68
												347	H	LIU Brooklyn	67 60
LAST 10 Division I															
235	A	Manhattan	56 86	82	H	Bucknell	52 63								
45	A	St. John's (NY)	60 96	318	H	Bryant	81 75								
347	H	LIU Brooklyn	67 60	146	H	Columbia	62 71								
335	A	Fairleigh Dickinson	70 68	285	A	St. Francis Brooklyn	64 70								
20	H	TCU	52 66	321	A	Air Force	68 66								

Non-Div I Games:

Army West Point

Loss, Non-Conf, S Site, H Home A Away N Neutral

Average RPI Win:	211	WON-LOST	WINNING	LAST 10	STRENGTH OF	OPP. STRENGTH	TEAM	ADJ.	CONF.	ADJ CONF.
Average RPI Loss:	54	RECORD	PCT. RANK	GAMES	SCHEDULE	OF SCHEDULE	RPI	RPI	RPI	RPI
DIV. I ONLY	6- 6	169	5-5	55	83	107	107	4	4	
DIV. I NON-CONF.	6- 5	151	5-4	83	99	107	107	4	4	
TOTALS	RPI 1-25	RPI 26-50	W-L RECORDS	RPI 51-100	RPI 101-150	RPI 150+				
6- 6	0- 2	0- 0	OVERALL	0- 3	2- 1	4- 0				
4- 1	0- 0	0- 0	HOME	0- 1	1- 0	3- 0				
1- 3	0- 1	0- 0	AWAY	0- 1	0- 1	1- 0				
1- 2	0- 1	0- 0	NEUTRAL	0- 1	1- 0	0- 0				
6- 5	0- 2	0- 0	NON-CONFERENCE	0- 2	2- 1	4- 0				
4- 1	0- 0	0- 0	HOME	0- 1	1- 0	3- 0				
1- 2	0- 1	0- 0	AWAY	0- 0	0- 1	1- 0				
1- 2	0- 1	0- 0	NEUTRAL	0- 1	1- 0	0- 0				
0- 1	0- 0	0- 0	CONFERENCE	0- 1	0- 0	0- 0				
0- 0	0- 0	0- 0	HOME	0- 0	0- 0	0- 0				
0- 1	0- 0	0- 0	AWAY	0- 1	0- 0	0- 0				
0- 0	0- 0	0- 0	NEUTRAL	0- 0	0- 0	0- 0				

RPI 1-25				RPI 26-50				RPI 51-100				RPI 101+ Team's RPI: 107			
RPI	S	Opponent	Score	RPI	S	Opponent	Score	RPI	S	Opponent	Score	RPI	S	Opponent	Score
20	A	TCU	65 80					51	A	Vanderbilt	55 77	117	H	Saint Joseph's	66 62
25	N	Drake	82 83					52	H	Old Dominion	77 89	120	A	UAB	75 80
								53	N	Middle Tenn.	50 73	137	N	Dayton	76 74
												169	H	Bethune-Cookman	74 56
												259	H	Wofford	84 82
												260	A	South Alabama	82 62
												325	H	Jacksonville St.	62 53
LAST 10 Division I															
169	H	Bethune-Cookman	74 56	51	A	Vanderbilt	55 77	325	H	Jacksonville St.	62 53	117	H	Saint Joseph's	66 62
20	A	TCU	65 80	53	N	Middle Tenn.	50 73	120	A	UAB	75 80				
260	A	South Alabama	82 62												
25	N	Drake	82 83												
137	N	Dayton	76 74												

Non-Div I Games:

Auburn

■ Loss,
 ■ Non-Conf,
 S Site,
 ■ Home
 ■ Away
 N Neutral

Average RPI Win:	237	WON-LOST	WINNING	LAST 10	STRENGTH OF	OPP. STRENGTH	TEAM	ADJ.	CONF.	ADJ CONF.
Average RPI Loss:	92	RECORD	PCT. RANK	GAMES	SCHEDULE	OF SCHEDULE	RPI	RPI	RPI	RPI
DIV. I ONLY	7- 4	105	7-3	219	250	140	140	20	20	
DIV. I NON-CONF.	7- 2	56	7-1	227	277	75	75	20	20	
TOTALS	RPI 1-25	RPI 26-50	W-L RECORDS	RPI 51-100	RPI 101-150	RPI 150+				
7- 4	0- 0	0- 1	OVERALL	1- 1	1- 2	5- 0				
2- 2	0- 0	0- 0	HOME	1- 1	0- 1	1- 0				
4- 2	0- 0	0- 1	AWAY	0- 0	0- 1	4- 0				
1- 0	0- 0	0- 0	NEUTRAL	0- 0	1- 0	0- 0				
7- 2	0- 0	0- 1	NON-CONFERENCE	1- 0	1- 1	5- 0				
2- 0	0- 0	0- 0	HOME	1- 0	0- 0	1- 0				
4- 2	0- 0	0- 1	AWAY	0- 0	0- 1	4- 0				
1- 0	0- 0	0- 0	NEUTRAL	0- 0	1- 0	0- 0				
0- 2	0- 0	0- 0	CONFERENCE	0- 1	0- 1	0- 0				
0- 2	0- 0	0- 0	HOME	0- 1	0- 1	0- 0				
0- 0	0- 0	0- 0	AWAY	0- 0	0- 0	0- 0				
0- 0	0- 0	0- 0	NEUTRAL	0- 0	0- 0	0- 0				

RPI 1-25			RPI 26-50			RPI 51-100			RPI 101+			Team's RPI: 140
RPI	S	Opponent	Score	RPI	S	Opponent	Score	RPI	S	Opponent	Score	
				26	A	Kentucky	52 81	67	H	UT Martin	61 69	126 N Binghamton 80 63
								76	H	Illinois St.	77 72	132 H Southeast Mo. St. 66 79
												143 A Illinois 62 76
												213 A Chattanooga 50 49
												242 A Alabama A&M 67 61
												322 A FIU 58 56
												337 H Evansville 80 64
												346 A Mississippi Val. 100 82
LAST 10 Division I												
				76	H	Illinois St.	77 72	67	H	UT Martin	61 69	
				322	A	FIU	58 56	132	H	Southeast Mo. St.	66 79	
				126	N	Binghamton	80 63	213	A	Chattanooga	50 49	
				242	A	Alabama A&M	67 61	337	H	Evansville	80 64	
				26	A	Kentucky	52 81	346	A	Mississippi Val.	100 82	

Non-Div I Games: Christian Bros. 82 62 Ky. Wesleyan 103 70

Austin Peay

■ Loss,
 ■ Non-Conf,
 ■ S Site,
 ■ H Home
 ■ A Away
 N Neutral

Average RPI Win:	248	WON-LOST	WINNING	LAST 10	STRENGTH OF	OPP. STRENGTH	TEAM	ADJ.	CONF.	ADJ CONF.
Average RPI Loss:	86	RECORD	PCT. RANK	GAMES	SCHEDULE	OF SCHEDULE	RPI	RPI	RPI	RPI
DIV. I ONLY	6- 7	190	4-6	83	173	138	138	11	11	
DIV. I NON-CONF.	4- 5	195	2-4	60	188	120	120	11	11	
TOTALS	RPI 1-25	RPI 26-50	W-L RECORDS	RPI 51-100	RPI 101-150	RPI 150+				
6- 7	0- 2	0- 0	OVERALL	0- 3	1- 0	5- 2				
2- 3	0- 1	0- 0	HOME	0- 0	0- 0	2- 2				
3- 3	0- 0	0- 0	AWAY	0- 3	1- 0	2- 0				
1- 1	0- 1	0- 0	NEUTRAL	0- 0	0- 0	1- 0				
4- 5	0- 1	0- 0	NON-CONFERENCE	0- 3	1- 0	3- 1				
2- 1	0- 0	0- 0	HOME	0- 0	0- 0	2- 1				
1- 3	0- 0	0- 0	AWAY	0- 3	1- 0	0- 0				
1- 1	0- 1	0- 0	NEUTRAL	0- 0	0- 0	1- 0				
2- 2	0- 1	0- 0	CONFERENCE	0- 0	0- 0	2- 1				
0- 2	0- 1	0- 0	HOME	0- 0	0- 0	0- 1				
2- 0	0- 0	0- 0	AWAY	0- 0	0- 0	2- 0				
0- 0	0- 0	0- 0	NEUTRAL	0- 0	0- 0	2- 0				

RPI 1-25				RPI 26-50				RPI 51-100				RPI 101+ Team's RPI: 138			
RPI	S	Opponent	Score	RPI	S	Opponent	Score	RPI	S	Opponent	Score	RPI	S	Opponent	Score
6	N	Oregon St.	34 65					61	A	Arizona St.	52 60	135	A	Fresno St.	71 65
8	H	Gonzaga	43 55					85	A	Boise St.	55 66	164	H	Portland	48 57
								100	A	Washington St.	50 67	178	H	Utah	73 77
												205	N	San Jose St.	75 56
												261	H	Utah St.	67 50
												263	A	Pepperdine	65 47
												283	A	LMU (CA)	59 44
												343	H	Utah Valley	71 57
LAST 10 Division I															
263	A	Pepperdine	65 47	164	H	Portland	48 57								
283	A	LMU (CA)	59 44	8	H	Gonzaga	43 55								
6	N	Oregon St.	34 65	85	A	Boise St.	55 66								
205	N	San Jose St.	75 56	61	A	Arizona St.	52 60								
343	H	Utah Valley	71 57	178	H	Utah	73 77								

Non-Div I Games: Tex. A&M-Kingsville90 38

BYU

Average RPI Win:	185	WON-LOST	WINNING	LAST 10	STRENGTH OF	OPP. STRENGTH	TEAM	ADJ.	CONF.	ADJ CONF.
Average RPI Loss:	100	RECORD	PCT. RANK	GAMES	SCHEDULE	OF SCHEDULE	RPI	RPI	RPI	RPI
DIV. I ONLY	8- 4	85	7-3	146	114	90	90	10	10	
DIV. I NON-CONF.	7- 4	100	6-3	169	151	99	99	10	10	
TOTALS	RPI 1-25	RPI 26-50	W-L RECORDS	RPI 51-100	RPI 101-150	RPI 150+				
8- 4	0- 0	0- 0	OVERALL	2- 2	1- 1	5- 1				
3- 1	0- 0	0- 0	HOME	1- 1	0- 0	2- 0				
2- 2	0- 0	0- 0	AWAY	0- 1	0- 0	2- 1				
3- 1	0- 0	0- 0	NEUTRAL	1- 0	1- 1	1- 0				
7- 4	0- 0	0- 0	NON-CONFERENCE	1- 2	1- 1	5- 1				
2- 1	0- 0	0- 0	HOME	0- 1	0- 0	2- 0				
2- 2	0- 0	0- 0	AWAY	0- 1	0- 0	2- 1				
3- 1	0- 0	0- 0	NEUTRAL	1- 0	1- 1	1- 0				
1- 0	0- 0	0- 0	CONFERENCE	1- 0	0- 0	0- 0				
1- 0	0- 0	0- 0	HOME	1- 0	0- 0	0- 0				
0- 0	0- 0	0- 0	AWAY	0- 0	0- 0	0- 0				
0- 0	0- 0	0- 0	NEUTRAL	0- 0	0- 0	0- 0				

RPI 1-25			RPI 26-50			RPI 51-100			Team's RPI: 90	RPI 101+		
RPI	S	Opponent	Score	RPI	S	Opponent	Score	RPI	S	Opponent	Score	
						57 H Western Ky.	86 91	105 N Wisconsin		56 67		
						70 A IUPUI	48 65	114 N Providence		52 51		
						87 H Kent St.	66 62	151 H Butler		74 70		
						95 N Lehigh	54 52	167 A Cincinnati		56 63		
								188 A New Mexico		70 57		
								243 H Xavier		70 49		
								283 N LMU (CA)		77 72		
								316 A Purdue Fort Wayne		83 52		
LAST 10 Division I												
114 N		Providence	52 51	87 H		Kent St.	66 62					
283 N		LMU (CA)	77 72	188 A		New Mexico	70 57					
57 H		Western Ky.	86 91	151 H		Butler	74 70					
105 N		Wisconsin	56 67	243 H		Xavier	70 49					
95 N		Lehigh	54 52	167 A		Cincinnati	56 63					

Non-Div I Games: Urbana 84 49

Ball St.

Average RPI Win:	172	WON-LOST	WINNING	LAST 10	STRENGTH OF	OPP. STRENGTH	TEAM	ADJ.	CONF.	ADJ CONF.
Average RPI Loss:	4	RECORD	PCT. RANK	GAMES	SCHEDULE	OF SCHEDULE	RPI	RPI	RPI	RPI
DIV. I ONLY	11- 1	16	9-1	200	6	37	37	5	5	
DIV. I NON-CONF.	10- 1	19	8-1	216	17	46	46	5	5	
TOTALS	RPI 1-25	RPI 26-50	W-L RECORDS	RPI 51-100	RPI 101-150	RPI 150+				
11- 1	1- 1	0- 0	OVERALL	3- 0	1- 0	6- 0				
8- 0	0- 0	0- 0	HOME	1- 0	1- 0	6- 0				
1- 0	0- 0	0- 0	AWAY	1- 0	0- 0	0- 0				
2- 1	1- 1	0- 0	NEUTRAL	1- 0	0- 0	0- 0				
10- 1	1- 1	0- 0	NON-CONFERENCE	2- 0	1- 0	6- 0				
8- 0	0- 0	0- 0	HOME	1- 0	1- 0	6- 0				
0- 0	0- 0	0- 0	AWAY	0- 0	0- 0	0- 0				
2- 1	1- 1	0- 0	NEUTRAL	1- 0	0- 0	0- 0				
1- 0	0- 0	0- 0	CONFERENCE	1- 0	0- 0	0- 0				
0- 0	0- 0	0- 0	HOME	0- 0	0- 0	0- 0				
1- 0	0- 0	0- 0	AWAY	1- 0	0- 0	0- 0				
0- 0	0- 0	0- 0	NEUTRAL	0- 0	0- 0	0- 0				

RPI 1-25				RPI 26-50		Team's RPI: 37		RPI 51-100				RPI 101+			
RPI	S	Opponent	Score	RPI	S	Opponent	Score	RPI	S	Opponent	Score	RPI	S	Opponent	Score
4	N	South Carolina	59 74					55	A	Oklahoma	77 56	122	H	South Fla.	58 46
10	N	Indiana	77 62					58	H	Georgia	72 38	182	H	Lamar University	90 28
								100	N	Washington St.	89 66	202	H	Arkansas St.	111 43
												274	H	Morehead St.	94 47
												288	H	Houston Baptist	112 42
												292	H	Grambling	120 46
												314	H	New Hampshire	97 29
LAST 10 Division I															
202	H	Arkansas St.	111 43	55	A	Oklahoma	77 56	274	H	Morehead St.	94 47				
58	H	Georgia	72 38					182	H	Lamar University	90 28				
4	N	South Carolina	59 74					122	H	South Fla.	58 46				
10	N	Indiana	77 62					288	H	Houston Baptist	112 42				
100	N	Washington St.	89 66												

Non-Div I Games:

Baylor

Belmont

Through Games Of Jan. 4, 2020

Average RPI Win:	199	WON-LOST	WINNING	LAST 10	STRENGTH OF	OPP. STRENGTH	TEAM	ADJ.	CONF.	ADJ CONF.
Average RPI Loss:	65	RECORD	PCT. RANK	GAMES	SCHEDULE	OF SCHEDULE	RPI	RPI	RPI	RPI
DIV. I ONLY	7- 6	150	5-5	106	67	116	116	20	20	
DIV. I NON-CONF.	5- 6	187	3-5	79	18	110	110	20	20	
TOTALS	RPI 1-25	RPI 26-50	W-L RECORDS	RPI 51-100	RPI 101-150	RPI 150+				
7- 6	0- 1	1- 3	OVERALL	1- 1	0- 0	5- 1				
6- 0	0- 0	1- 0	HOME	1- 0	0- 0	4- 0				
1- 4	0- 0	0- 2	AWAY	0- 1	0- 0	1- 1				
0- 2	0- 1	0- 1	NEUTRAL	0- 0	0- 0	0- 0				
5- 6	0- 1	1- 3	NON-CONFERENCE	1- 1	0- 0	3- 1				
4- 0	0- 0	1- 0	HOME	1- 0	0- 0	2- 0				
1- 4	0- 0	0- 2	AWAY	0- 1	0- 0	1- 1				
0- 2	0- 1	0- 1	NEUTRAL	0- 0	0- 0	0- 0				
2- 0	0- 0	0- 0	CONFERENCE	0- 0	0- 0	2- 0				
2- 0	0- 0	0- 0	HOME	0- 0	0- 0	2- 0				
0- 0	0- 0	0- 0	AWAY	0- 0	0- 0	0- 0				
0- 0	0- 0	0- 0	NEUTRAL	0- 0	0- 0	0- 0				

RPI 1-25				RPI 26-50				RPI 51-100				RPI 101+				Team's RPI: 116	
RPI	S	Opponent	Score	RPI	S	Opponent	Score	RPI	S	Opponent	Score	RPI	S	Opponent	Score		
22	N	Virginia Tech	58 60	29	N	Maryland	26 90	53	H	Middle Tenn.	68 57	194	A	Toledo	48 53		
				38	A	Marquette	51 53	57	A	Western Ky.	46 77	213	H	Chattanooga	63 50		
				47	H	UCF	72 37					217	H	Northern Ky.	62 45		
				49	A	Arkansas	60 91					282	H	Eastern Ill.	69 45		
												289	A	Lipscomb	69 68		
												294	H	SIUE	69 48		
LAST 10 Division I																	
				38	A	Marquette	51 53	282	H	Eastern Ill.	69 45						
				53	H	Middle Tenn.	68 57	294	H	SIUE	69 48						
				289	A	Lipscomb	69 68	22	N	Virginia Tech	58 60						
				194	A	Toledo	48 53	49	A	Arkansas	60 91						
				29	N	Maryland	26 90	217	H	Northern Ky.	62 45						

Non-Div I Games:

Belmont

Loss, Non-Conf, S Site, H Home A Away N Neutral

Average RPI Win:	272	WON-LOST	WINNING	LAST 10	STRENGTH OF	OPP. STRENGTH	TEAM	ADJ.	CONF.	ADJ CONF.
Average RPI Loss:	91	RECORD	PCT. RANK	GAMES	SCHEDULE	OF SCHEDULE	RPI	RPI	RPI	RPI
DIV. I ONLY	6- 5	139	5-5	258	201	169	169	30	30	
DIV. I NON-CONF.	6- 4	122	5-4	257	215	157	157	30	30	
TOTALS	RPI 1-25	RPI 26-50	W-L RECORDS	RPI 51-100	RPI 101-150	RPI 150+				
6- 5	0- 0	0- 1	OVERALL	0- 2	0- 1	6- 1				
1- 2	0- 0	0- 1	HOME	0- 1	0- 0	1- 0				
4- 3	0- 0	0- 0	AWAY	0- 1	0- 1	4- 1				
1- 0	0- 0	0- 0	NEUTRAL	0- 0	0- 0	1- 0				
6- 4	0- 0	0- 1	NON-CONFERENCE	0- 2	0- 1	6- 0				
1- 2	0- 0	0- 1	HOME	0- 1	0- 0	1- 0				
4- 2	0- 0	0- 0	AWAY	0- 1	0- 1	4- 0				
1- 0	0- 0	0- 0	NEUTRAL	0- 0	0- 0	1- 0				
0- 1	0- 0	0- 0	CONFERENCE	0- 0	0- 0	0- 1				
0- 0	0- 0	0- 0	HOME	0- 0	0- 0	0- 0				
0- 1	0- 0	0- 0	AWAY	0- 0	0- 0	0- 1				
0- 0	0- 0	0- 0	NEUTRAL	0- 0	0- 0	0- 0				

RPI 1-25				RPI 26-50				RPI 51-100				RPI 101+				Team's RPI: 169	
RPI	S	Opponent	Score	RPI	S	Opponent	Score	RPI	S	Opponent	Score	RPI	S	Opponent	Score		
				42	H	Central Mich.	67 92	54	H	Troy	62 68	107	A	Auburn	56 74		
								73	A	Alabama	49 60	180	A	Norfolk St.	51 61		
												189	A	Stetson	59 55		
												222	A	Jacksonville	53 52		
												276	H	Ga. Southern	75 57		
												281	N	Appalachian St.	61 44		
												322	A	FIU	65 60		
												342	A	Charleston So.	81 41		
LAST 10 Division I																	
				189	A	Stetson	59 55	180	A	Norfolk St.	51 61						
				281	N	Appalachian St.	61 44	42	H	Central Mich.	67 92						
				73	A	Alabama	49 60	54	H	Troy	62 68						
				107	A	Auburn	56 74	342	A	Charleston So.	81 41						
				222	A	Jacksonville	53 52	276	H	Ga. Southern	75 57						

Non-Div I Games: Edward Waters 79 46 Palm Beach Atl. 68 45

Bethune-Cookman

Loss, Non-Conf, S Site, H Home A Away N Neutral

Binghamton

Through Games Of Jan. 4, 2020

Average RPI Win:	260	WON-LOST	WINNING	LAST 10	STRENGTH OF	OPP. STRENGTH	TEAM	ADJ.	CONF.	ADJ CONF.
Average RPI Loss:	84	RECORD	PCT. RANK	GAMES	SCHEDULE	OF SCHEDULE	RPI	RPI	RPI	RPI
DIV. I ONLY	10- 2	36	8-2	327	117	126	126	29	29	
DIV. I NON-CONF.	10- 2	31	8-2	331	128	123	123	29	29	
TOTALS	RPI 1-25	RPI 26-50	W-L RECORDS	RPI 51-100	RPI 101-150	RPI 150+				
10- 2	0- 0	0- 1	OVERALL	0- 0	1- 1	9- 0				
5- 0	0- 0	0- 0	HOME	0- 0	0- 0	5- 0				
4- 1	0- 0	0- 1	AWAY	0- 0	1- 0	3- 0				
1- 1	0- 0	0- 0	NEUTRAL	0- 0	0- 1	1- 0				
10- 2	0- 0	0- 1	NON-CONFERENCE	0- 0	1- 1	9- 0				
5- 0	0- 0	0- 0	HOME	0- 0	0- 0	5- 0				
4- 1	0- 0	0- 1	AWAY	0- 0	1- 0	3- 0				
1- 1	0- 0	0- 0	NEUTRAL	0- 0	0- 1	1- 0				
0- 0	0- 0	0- 0	CONFERENCE	0- 0	0- 0	0- 0				
0- 0	0- 0	0- 0	HOME	0- 0	0- 0	0- 0				
0- 0	0- 0	0- 0	AWAY	0- 0	0- 0	0- 0				
0- 0	0- 0	0- 0	NEUTRAL	0- 0	0- 0	0- 0				

RPI 1-25			RPI 26-50			RPI 51-100			RPI 101+			Team's RPI: 126
RPI	S	Opponent	Score	RPI	S	Opponent	Score	RPI	S	Opponent	Score	
				27	A	Miami (FL)	56 79					
								140	N	Austin Peay	63 80	
								149	A	Cornell	59 56	
								186	H	Eastern Mich.	78 67	
								241	A	Delaware St.	75 66	
								252	H	Lafayette	74 64	
								255	H	Niagara	74 55	
								270	H	St. Bonaventure	78 67	
								292	N	Grambling	88 67	
								307	A	Siena	89 62	
								312	H	NJIT	75 40	
								335	A	Fairleigh Dickinson	60 48	
LAST 10 Division I												
				140	N	Austin Peay	63 80	312	H	NJIT	75 40	
				27	A	Miami (FL)	56 79	292	N	Grambling	88 67	
				149	A	Cornell	59 56	335	A	Fairleigh Dickinson	60 48	
				186	H	Eastern Mich.	78 67	241	A	Delaware St.	75 66	
				270	H	St. Bonaventure	78 67	255	H	Niagara	74 55	

Non-Div I Games: Bloomsburg 70 45

Binghamton

Loss, Non-Conf, S Site, H Home A Away N Neutral

Average RPI Win:	231	WON-LOST	WINNING	LAST 10	STRENGTH OF	OPP. STRENGTH	TEAM	ADJ.	CONF.	ADJ CONF.
Average RPI Loss:	62	RECORD	PCT. RANK	GAMES	SCHEDULE	OF SCHEDULE	RPI	RPI	RPI	RPI
DIV. I ONLY	9- 5	97	7-3	99	130	85	85	22	22	
DIV. I NON-CONF.	6- 4	122	4-2	88	62	88	88	25	25	
TOTALS	RPI 1-25	RPI 26-50	W-L RECORDS	RPI 51-100	RPI 101-150	RPI 150+				
9- 5	0- 3	0- 0	OVERALL	0- 1	2- 0	7- 1				
6- 2	0- 1	0- 0	HOME	0- 1	1- 0	5- 0				
3- 3	0- 2	0- 0	AWAY	0- 0	1- 0	2- 1				
0- 0	0- 0	0- 0	NEUTRAL	0- 0	0- 0	0- 0				
6- 4	0- 3	0- 0	NON-CONFERENCE	0- 1	2- 0	4- 0				
4- 2	0- 1	0- 0	HOME	0- 1	1- 0	3- 0				
2- 2	0- 2	0- 0	AWAY	0- 0	1- 0	1- 0				
0- 0	0- 0	0- 0	NEUTRAL	0- 0	0- 0	0- 0				
3- 1	0- 0	0- 0	CONFERENCE	0- 0	0- 0	3- 1				
2- 0	0- 0	0- 0	HOME	0- 0	0- 0	2- 0				
1- 1	0- 0	0- 0	AWAY	0- 0	0- 0	1- 1				
0- 0	0- 0	0- 0	NEUTRAL	0- 0	0- 0	0- 0				

RPI 1-25				RPI 26-50				RPI 51-100				RPI 101+			
RPI	S	Opponent	Score	RPI	S	Opponent	Score	RPI	S	Opponent	Score	RPI	S	Opponent	Score
2	H	Missouri St.	69 72					100	H	Washington St.	68 80	120	A	UAB	83 81
3	A	Louisville	82 98									138	H	BYU	66 55
20	A	TCU	65 77									187	A	Wyoming	68 73
												188	H	New Mexico	83 82
												190	H	Portland St.	82 57
												234	A	Colorado St.	72 69
												263	H	Pepperdine	76 74
												299	A	Eastern Wash.	63 61
												301	H	Nevada	54 40
												343	H	Utah Valley	77 69
LAST 10 Division I															
263	H	Pepperdine	76 74	301	H	Nevada	54 40								
299	A	Eastern Wash.	63 61	187	A	Wyoming	68 73								
138	H	BYU	66 55	20	A	TCU	65 77								
234	A	Colorado St.	72 69	343	H	Utah Valley	77 69								
188	H	New Mexico	83 82	3	A	Louisville	82 98								

Non-Div I Games: Lewis-Clark St. 88 34 Western Ore. 75 32

Boise St.

Loss, Non-Conf, S Site, H Home A Away N Neutral

Average RPI Win:	225	WON-LOST	WINNING	LAST 10	STRENGTH OF	OPP. STRENGTH	TEAM	ADJ.	CONF.	ADJ CONF.
Average RPI Loss:	58	RECORD	PCT. RANK	GAMES	SCHEDULE	OF SCHEDULE	RPI	RPI	RPI	RPI
DIV. I ONLY	7- 6	150	5-5	81	84	102	102	3	3	
DIV. I NON-CONF.	7- 4	100	5-3	127	147	85	85	2	2	
TOTALS	RPI 1-25	RPI 26-50	W-L RECORDS	RPI 51-100	RPI 101-150	RPI 150+				
7- 6	0- 2	0- 2	OVERALL	0- 0	0- 2	7- 0				
5- 1	0- 1	0- 0	HOME	0- 0	0- 0	5- 0				
1- 4	0- 1	0- 1	AWAY	0- 0	0- 2	1- 0				
1- 1	0- 0	0- 1	NEUTRAL	0- 0	0- 0	1- 0				
7- 4	0- 1	0- 1	NON-CONFERENCE	0- 0	0- 2	7- 0				
5- 0	0- 0	0- 0	HOME	0- 0	0- 0	5- 0				
1- 3	0- 1	0- 0	AWAY	0- 0	0- 2	1- 0				
1- 1	0- 0	0- 1	NEUTRAL	0- 0	0- 0	1- 0				
0- 2	0- 1	0- 1	CONFERENCE	0- 0	0- 0	0- 0				
0- 1	0- 1	0- 0	HOME	0- 0	0- 0	0- 0				
0- 1	0- 0	0- 1	AWAY	0- 0	0- 0	0- 0				
0- 0	0- 0	0- 0	NEUTRAL	0- 0	0- 0	0- 0				

RPI 1-25				RPI 26-50				RPI 51-100				RPI 101+ Team's RPI: 102			
RPI	S	Opponent	Score	RPI	S	Opponent	Score	RPI	S	Opponent	Score	RPI	S	Opponent	Score
15	H	NC State	54 72	39	A	Duke	73 85					111	A	Holy Cross	71 80
18	A	Northwestern	63 66	48	N	Charlotte	68 84					114	A	Providence	60 76
												160	N	Tulane	89 76
												177	H	VCU	87 52
												211	H	Rhode Island	66 55
												225	A	Boston U.	88 57
												241	H	Delaware St.	109 69
												275	H	UMass Lowell	89 46
												285	H	St. Francis Brooklyn	106 69
LAST 10 Division I															
225	A	Boston U.	88 57	15	H	NC State	54 72	241	H	Delaware St.	109 69				
39	A	Duke	73 85	177	H	VCU	87 52	211	H	Rhode Island	66 55				
18	A	Northwestern	63 66	114	A	Providence	60 76								
160	N	Tulane	89 76												
48	N	Charlotte	68 84												

Non-Div I Games:

Boston College

■ Loss,
 ■ Non-Conf, S Site,
 ■ Home
 ■ Away
 N Neutral

Season 01				Through Games Of Jan. 17, 1918						
Average RPI Win:	262	WON-LOST	WINNING	LAST 10	STRENGTH OF	OPP. STRENGTH	TEAM	ADJ.	CONF.	ADJ CONF.
Average RPI Loss:	145	RECORD	PCT. RANK	GAMES	SCHEDULE	OF SCHEDULE	RPI	RPI	RPI	RPI
DIV. I ONLY	5- 7	217	4-6	209	249	225	225	14	14	
DIV. I NON-CONF.	5- 6	187	4-5	205	240	207	207	13	13	

TOTALS	RPI 1-25	RPI 26-50		W-L RECORDS	RPI 51-100		RPI 101-150		RPI 150+	
5- 7	0- 0	0- 0		OVERALL	0- 2		0- 3		5- 2	
2- 4	0- 0	0- 0		HOME	0- 1		0- 3		2- 0	
3- 3	0- 0	0- 0		AWAY	0- 1		0- 0		3- 2	
0- 0	0- 0	0- 0		NEUTRAL	0- 0		0- 0		0- 0	
5- 6	0- 0	0- 0		NON-CONFERENCE	0- 2		0- 3		5- 1	
2- 4	0- 0	0- 0		HOME	0- 1		0- 3		2- 0	
3- 2	0- 0	0- 0		AWAY	0- 1		0- 0		3- 1	
0- 0	0- 0	0- 0		NEUTRAL	0- 0		0- 0		0- 0	
0- 1	0- 0	0- 0		CONFERENCE	0- 0		0- 0		0- 1	
0- 0	0- 0	0- 0		HOME	0- 0		0- 0		0- 0	
0- 1	0- 0	0- 0		AWAY	0- 0		0- 0		0- 1	
0- 0	0- 0	0- 0		NEUTRAL	0- 0		0- 0		0- 0	

RPI 1-25				RPI 26-50				RPI 51-100				RPI 101+				Team's RPI: 225	
RPI	S	Opponent	Score	RPI	S	Opponent	Score	RPI	S	Opponent	Score	RPI	S	Opponent	Score		
								74	H	Marist	75 89	102	H	Boston College	57 88		
								80	A	California	62 73	133	H	Harvard	39 66		
												142	H	Massachusetts	45 58		
												191	H	Northeastern	72 56		
												204	H	Dartmouth	74 56		
												232	A	UC Davis	68 75		
												252	A	Lafayette	57 59		
												277	A	Maine	62 49		
												314	A	New Hampshire	78 64		
												324	A	Albany (NY)	60 58		
LAST 10 Division I																	
204	H	Dartmouth	74 56	252	A	Lafayette	57 59										
102	H	Boston College	57 88	191	H	Northeastern	72 56										
142	H	Massachusetts	45 58	133	H	Harvard	39 66										
80	A	California	62 73	324	A	Albany (NY)	60 58										
232	A	UC Davis	68 75	277	A	Maine	62 49										

Non-Div I Games:

Boston U.

Loss, Non-Conf, S Site, H Home A Away N Neutral

Bowling Green

Through Games Of Jan. 4, 2020

Average RPI Win:	256	WON-LOST	WINNING	LAST 10	STRENGTH OF	OPP. STRENGTH	TEAM	ADJ.	CONF.	ADJ CONF.
Average RPI Loss:	135	RECORD	PCT. RANK	GAMES	SCHEDULE	OF SCHEDULE	RPI	RPI	RPI	RPI
DIV. I ONLY	5- 6	198	4-6	165	255	155	155	10	10	
DIV. I NON-CONF.	5- 5	163	4-5	138	268	137	137	10	10	
TOTALS	RPI 1-25	RPI 26-50	W-L RECORDS	RPI 51-100	RPI 101-150	RPI 150+				
5- 6	0- 1	0- 0	OVERALL	0- 0	0- 2	5- 3				
2- 0	0- 0	0- 0	HOME	0- 0	0- 0	2- 0				
2- 4	0- 1	0- 0	AWAY	0- 0	0- 1	2- 2				
1- 2	0- 0	0- 0	NEUTRAL	0- 0	0- 1	1- 1				
5- 5	0- 1	0- 0	NON-CONFERENCE	0- 0	0- 2	5- 2				
2- 0	0- 0	0- 0	HOME	0- 0	0- 0	2- 0				
2- 3	0- 1	0- 0	AWAY	0- 0	0- 1	2- 1				
1- 2	0- 0	0- 0	NEUTRAL	0- 0	0- 1	1- 1				
0- 1	0- 0	0- 0	CONFERENCE	0- 0	0- 0	0- 1				
0- 0	0- 0	0- 0	HOME	0- 0	0- 0	0- 0				
0- 1	0- 0	0- 0	AWAY	0- 0	0- 0	0- 1				
0- 0	0- 0	0- 0	NEUTRAL	0- 0	0- 0	0- 0				

RPI 1-25				RPI 26-50				RPI 51-100				RPI 101+ Team's RPI: 155			
RPI	S	Opponent	Score	RPI	S	Opponent	Score	RPI	S	Opponent	Score	RPI	S	Opponent	Score
19	A	Purdue	74 81									119	A	Loyola Chicago	76 84
												145	N	Green Bay	54 73
												161	A	Valparaiso	90 95
												170	H	Cleveland St.	89 62
												181	N	San Francisco	56 64
												186	A	Eastern Mich.	61 78
												240	A	Milwaukee	63 51
												274	H	Morehead St.	79 65
												295	N	California Baptist	98 60
												303	A	Marshall	82 69
LAST 10 Division I															
				119	A	Loyola Chicago	76 84	186	A	Eastern Mich.	61 78				
				240	A	Milwaukee	63 51	19	A	Purdue	74 81				
				303	A	Marshall	82 69	145	N	Green Bay	54 73				
				295	N	California Baptist	98 60	161	A	Valparaiso	90 95				
				181	N	San Francisco	56 64	274	H	Morehead St.	79 65				

Non-Div I Games: Davis & Elkins 91 52 Notre Dame (OH) 88 54

Bowling Green

■ Loss,
 ■ Non-Conf,
 ■ S Site,
 ■ H Home
 ■ A Away
 N Neutral

Average RPI Win: 233		WON-LOST	WINNING	LAST 10	STRENGTH OF	OPP. STRENGTH	TEAM	ADJ.	CONF.	ADJ CONF.
Average RPI Loss: 81		RECORD	PCT. RANK	GAMES	SCHEDULE	OF SCHEDULE	RPI	RPI	RPI	RPI
DIV. I ONLY		9- 2	41	8-2	319	167	128	128	7	7
DIV. I NON-CONF.		8- 2	54	7-2	303	157	111	111	7	7
TOTALS		RPI 1-25	RPI 26-50	W-L RECORDS	RPI 51-100	RPI 101-150	RPI 150+			
9- 2	0- 0		0- 1	OVERALL	0- 0	1- 1	8- 0			
4- 0	0- 0		0- 0	HOME	0- 0	0- 0	4- 0			
2- 1	0- 0		0- 1	AWAY	0- 0	0- 0	2- 0			
3- 1	0- 0		0- 0	NEUTRAL	0- 0	1- 1	2- 0			
8- 2	0- 0		0- 1	NON-CONFERENCE	0- 0	1- 1	7- 0			
3- 0	0- 0		0- 0	HOME	0- 0	0- 0	3- 0			
2- 1	0- 0		0- 1	AWAY	0- 0	0- 0	2- 0			
3- 1	0- 0		0- 0	NEUTRAL	0- 0	1- 1	2- 0			
1- 0	0- 0		0- 0	CONFERENCE	0- 0	0- 0	1- 0			
1- 0	0- 0		0- 0	HOME	0- 0	0- 0	1- 0			
0- 0	0- 0		0- 0	AWAY	0- 0	0- 0	0- 0			
0- 0	0- 0		0- 0	NEUTRAL	0- 0	0- 0	0- 0			

RPI 1-25				RPI 26-50				RPI 51-100				RPI 101+				Team's RPI: 128	
RPI	S	Opponent	Score	RPI	S	Opponent	Score	RPI	S	Opponent	Score	RPI	S	Opponent	Score		
				50	A	Michigan	57 77					103	N	Richmond	61 57		
												112	N	Liberty	63 75		
												152	H	Miami (OH)	79 68		
												159	N	George Mason	61 59		
												221	H	Jackson St.	78 69		
												224	A	Western Ill.	84 49		
												296	A	Oakland	74 58		
												299	N	Eastern Wash.	66 46		
												310	H	North Dakota St.	70 64		
												337	H	Evansville	82 51		
LAST 10 Division I																	
				112	N	Liberty	63 75	337	H	Evansville	82 51						
				221	H	Jackson St.	78 69	299	N	Eastern Wash.	66 46						
				310	H	North Dakota St.	70 64	152	H	Miami (OH)	79 68						
				103	N	Richmond	61 57	224	A	Western Ill.	84 49						
				159	N	George Mason	61 59	50	A	Michigan	57 77						

Non-Div I Games:	Eureka	101	39
------------------	--------	-----	----

Bradley

■ Loss, ■ Non-Conf, S Site, H Home A Away N Neutral

B
r
o
w
n

B
r
o
w
n

Brown

Page 31

Average RPI Win:	310	WON-LOST	WINNING	LAST 10	STRENGTH OF	OPP. STRENGTH	TEAM	ADJ.	CONF.	ADJ CONF.
Average RPI Loss:	204	RECORD	PCT. RANK	GAMES	SCHEDULE	OF SCHEDULE	RPI	RPI	RPI	RPI
DIV. I ONLY	3- 10	291	2-8	284	336	318	318	31	31	
DIV. I NON-CONF.	2- 9	304	1-7	263	334	321	321	31	31	
TOTALS	RPI 1-25	RPI 26-50	W-L RECORDS	RPI 51-100	RPI 101-150	RPI 150+				
3- 10	0- 0	0- 1	OVERALL	0- 0	0- 3	3- 6				
1- 5	0- 0	0- 0	HOME	0- 0	0- 1	1- 4				
2- 5	0- 0	0- 1	AWAY	0- 0	0- 2	2- 2				
0- 0	0- 0	0- 0	NEUTRAL	0- 0	0- 0	0- 0				
2- 9	0- 0	0- 1	NON-CONFERENCE	0- 0	0- 3	2- 5				
1- 4	0- 0	0- 0	HOME	0- 0	0- 1	1- 3				
1- 5	0- 0	0- 1	AWAY	0- 0	0- 2	1- 2				
0- 0	0- 0	0- 0	NEUTRAL	0- 0	0- 0	0- 0				
1- 1	0- 0	0- 0	CONFERENCE	0- 0	0- 0	1- 1				
0- 1	0- 0	0- 0	HOME	0- 0	0- 0	0- 1				
1- 0	0- 0	0- 0	AWAY	0- 0	0- 0	1- 0				
0- 0	0- 0	0- 0	NEUTRAL	0- 0	0- 0	0- 0				

RPI 1-25			RPI 26-50			RPI 51-100			RPI 101+			Team's RPI: 318
RPI	S	Opponent	Score	RPI	S	Opponent	Score	RPI	S	Opponent	Score	
				46	A	Minnesota	56 101					
								111	A	Holy Cross	75 87	
								114	H	Providence	32 76	
								143	A	Illinois	55 69	
								196	H	Saint Francis (PA)	60 63	
								268	A	Army West Point	75 81	
								271	A	Brown	45 44	
								271	H	Brown	50 56	
								275	H	UMass Lowell	35 55	
								304	A	Vermont	66 71	
								314	H	New Hampshire	56 68	
								324	H	Albany (NY)	68 55	
								335	A	Fairleigh Dickinson	57 45	
LAST 10 Division I												
268	A	Army West Point	75 81	335	A	Fairleigh Dickinson	57 45					
324	H	Albany (NY)	68 55	196	H	Saint Francis (PA)	60 63					
271	H	Brown	50 56	46	A	Minnesota	56 101					
114	H	Providence	32 76	143	A	Illinois	55 69					
275	H	UMass Lowell	35 55	111	A	Holy Cross	75 87					

Non-Div I Games:

Bryant

■ Loss,
 ■ Non-Conf,
 ■ S Site,
 ■ H Home
 ■ A Away
 N Neutral

Average RPI Win:	193	WON-LOST	WINNING	LAST 10	STRENGTH OF	OPP. STRENGTH	TEAM	ADJ.	CONF.	ADJ CONF.
Average RPI Loss:	103	RECORD	PCT. RANK	GAMES	SCHEDULE	OF SCHEDULE	RPI	RPI	RPI	RPI
DIV. I ONLY	8- 4	85	7-3	179	89	82	82	14	14	
DIV. I NON-CONF.	7- 4	100	6-3	167	80	86	86	13	13	
TOTALS	RPI 1-25	RPI 26-50	W-L RECORDS	RPI 51-100	RPI 101-150	RPI 150+				
8- 4	0- 0	0- 1	OVERALL	1- 2	0- 0	7- 1				
3- 1	0- 0	0- 0	HOME	1- 1	0- 0	2- 0				
3- 3	0- 0	0- 1	AWAY	0- 1	0- 0	3- 1				
2- 0	0- 0	0- 0	NEUTRAL	0- 0	0- 0	2- 0				
7- 4	0- 0	0- 1	NON-CONFERENCE	1- 2	0- 0	6- 1				
3- 1	0- 0	0- 0	HOME	1- 1	0- 0	2- 0				
2- 3	0- 0	0- 1	AWAY	0- 1	0- 0	2- 1				
2- 0	0- 0	0- 0	NEUTRAL	0- 0	0- 0	2- 0				
1- 0	0- 0	0- 0	CONFERENCE	0- 0	0- 0	1- 0				
0- 0	0- 0	0- 0	HOME	0- 0	0- 0	0- 0				
1- 0	0- 0	0- 0	AWAY	0- 0	0- 0	1- 0				
0- 0	0- 0	0- 0	NEUTRAL	0- 0	0- 0	0- 0				

RPI 1-25				RPI 26-50				RPI 51-100				Team's RPI: 82	RPI 101+			
RPI	S	Opponent	Score	RPI	S	Opponent	Score	RPI	S	Opponent	Score		RPI	S	Opponent	Score
				33	A	Virginia	60 84	60	H	Temple	61 72		159	A	George Mason	64 51
								78	H	Drexel	60 49		167	N	Cincinnati	56 48
								91	A	Stony Brook	73 78		172	N	Howard	70 60
													196	A	Saint Francis (PA)	70 46
													229	A	Quinnipiac	69 76
													231	H	Monmouth	71 37
													268	A	Army West Point	63 52
													270	H	St. Bonaventure	68 60
LAST 10 Division I																
				196	A	Saint Francis (PA)	70 46	268	A	Army West Point	63 52					
				78	H	Drexel	60 49	91	A	Stony Brook	73 78					
				159	A	George Mason	64 51	60	H	Temple	61 72					
				167	N	Cincinnati	56 48	229	A	Quinnipiac	69 76					
				172	N	Howard	70 60	270	H	St. Bonaventure	68 60					

Non-Div I Games:

Bucknell

Average RPI Win:	207	WON-LOST	WINNING	LAST 10	STRENGTH OF	OPP. STRENGTH	TEAM	ADJ.	CONF.	ADJ CONF.
Average RPI Loss:	105	RECORD	PCT. RANK	GAMES	SCHEDULE	OF SCHEDULE	RPI	RPI	RPI	RPI
DIV. I ONLY	10- 2	36	8-2	224	189	62	62	10	10	
DIV. I NON-CONF.	9- 2	40	7-2	233	191	72	72	10	10	
TOTALS	RPI 1-25	RPI 26-50	W-L RECORDS	RPI 51-100	RPI 101-150	RPI 150+				
10- 2	0- 1	0- 0	OVERALL	1- 0	2- 0	7- 1				
5- 0	0- 0	0- 0	HOME	0- 0	2- 0	3- 0				
3- 2	0- 1	0- 0	AWAY	0- 0	0- 0	3- 1				
2- 0	0- 0	0- 0	NEUTRAL	1- 0	0- 0	1- 0				
9- 2	0- 1	0- 0	NON-CONFERENCE	1- 0	2- 0	6- 1				
5- 0	0- 0	0- 0	HOME	0- 0	2- 0	3- 0				
2- 2	0- 1	0- 0	AWAY	0- 0	0- 0	2- 1				
2- 0	0- 0	0- 0	NEUTRAL	1- 0	0- 0	1- 0				
1- 0	0- 0	0- 0	CONFERENCE	0- 0	0- 0	1- 0				
0- 0	0- 0	0- 0	HOME	0- 0	0- 0	0- 0				
1- 0	0- 0	0- 0	AWAY	0- 0	0- 0	1- 0				
0- 0	0- 0	0- 0	NEUTRAL	0- 0	0- 0	0- 0				

RPI 1-25				RPI 26-50				RPI 51-100 Team's RPI: 62				RPI 101+			
RPI	S	Opponent	Score	RPI	S	Opponent	Score	RPI	S	Opponent	Score	RPI	S	Opponent	Score
5	A	Stanford	69 88					78	N	Drexel	63 59	137	H	Dayton	67 59
												146	H	Columbia	82 75
												152	A	Miami (OH)	86 72
												156	N	American	73 55
												204	H	Dartmouth	73 49
												205	A	San Jose St.	88 95
												255	A	Niagara	81 67
												270	A	St. Bonaventure	46 36
												330	H	Canisius	71 55
												340	H	Central Conn. St.	61 56
LAST 10 Division I															
137	H	Dayton	67 59	152	A	Miami (OH)	86 72								
270	A	St. Bonaventure	46 36	204	H	Dartmouth	73 49								
156	N	American	73 55	205	A	San Jose St.	88 95								
78	N	Drexel	63 59	146	H	Columbia	82 75								
5	A	Stanford	69 88	330	H	Canisius	71 55								

Non-Div I Games:

Buffalo

■ Loss,
 ■ Non-Conf, S Site,
 ■ Home
 ■ Away
 N Neutral

Average RPI Win:	224	WON-LOST	WINNING	LAST 10	STRENGTH OF	OPP. STRENGTH	TEAM	ADJ.	CONF.	ADJ CONF.
Average RPI Loss:	54	RECORD	PCT. RANK	GAMES	SCHEDULE	OF SCHEDULE	RPI	RPI	RPI	RPI
DIV. I ONLY	9- 5	97	5-5	192	68	151	151	6	6	
DIV. I NON-CONF.	8- 3	68	4-3	192	107	113	113	6	6	
TOTALS	RPI 1-25	RPI 26-50	W-L RECORDS	RPI 51-100	RPI 101-150	RPI 150+				
9- 5	0- 1	0- 1	OVERALL	1- 3	1- 0	7- 0				
7- 3	0- 1	0- 1	HOME	1- 1	0- 0	6- 0				
1- 1	0- 0	0- 0	AWAY	0- 1	0- 0	1- 0				
1- 1	0- 0	0- 0	NEUTRAL	0- 1	1- 0	0- 0				
8- 3	0- 1	0- 0	NON-CONFERENCE	1- 2	1- 0	6- 0				
7- 1	0- 1	0- 0	HOME	1- 0	0- 0	6- 0				
0- 1	0- 0	0- 0	AWAY	0- 1	0- 0	0- 0				
1- 1	0- 0	0- 0	NEUTRAL	0- 1	1- 0	0- 0				
1- 2	0- 0	0- 1	CONFERENCE	0- 1	0- 0	1- 0				
0- 2	0- 0	0- 1	HOME	0- 1	0- 0	0- 0				
1- 0	0- 0	0- 0	AWAY	0- 0	0- 0	1- 0				
0- 0	0- 0	0- 0	NEUTRAL	0- 0	0- 0	0- 0				

RPI 1-25				RPI 26-50				RPI 51-100				RPI 101+				Team's RPI: 151
RPI	S	Opponent	Score	RPI	S	Opponent	Score	RPI	S	Opponent	Score	RPI	S	Opponent	Score	
10	H	Indiana	53 64	45	H	St. John's (NY)	42 67	58	N	Georgia	36 69	101	N	Ohio	60 55	
								65	H	Seton Hall	62 67	165	H	Akron	76 55	
								70	H	IUPUI	64 61	243	A	Xavier	78 70	
								90	A	Ball St.	70 74	245	H	Eastern Ky.	73 41	
												267	H	Wagner	74 58	
												291	H	High Point	74 52	
												316	H	Purdue Fort Wayne	85 58	
												319	H	Detroit Mercy	82 60	
LAST 10 Division I																
				65	H	Seton Hall	62 67	243	A	Xavier	78 70					
				316	H	Purdue Fort Wayne	85 58	45	H	St. John's (NY)	42 67					
				291	H	High Point	74 52	101	N	Ohio	60 55					
				10	H	Indiana	53 64	58	N	Georgia	36 69					
				165	H	Akron	76 55	90	A	Ball St.	70 74					

Non-Div I Games:

Butler

CSU Bakersfield

Through Games Of Jan. 4, 2020

Average RPI Win:	231	WON-LOST	WINNING	LAST 10	STRENGTH OF	OPP. STRENGTH	TEAM	ADJ.	CONF.	ADJ CONF.
Average RPI Loss:	90	RECORD	PCT. RANK	GAMES	SCHEDULE	OF SCHEDULE	RPI	RPI	RPI	RPI
DIV. I ONLY	6- 5	139	6-4	80	152	89	89	32	32	
DIV. I NON-CONF.	5- 5	163	5-4	53	176	103	103	32	32	
TOTALS	RPI 1-25	RPI 26-50	W-L RECORDS	RPI 51-100	RPI 101-150	RPI 150+				
6- 5	0- 2	0- 0	OVERALL	1- 1	0- 1	5- 1				
5- 0	0- 0	0- 0	HOME	1- 0	0- 0	4- 0				
1- 5	0- 2	0- 0	AWAY	0- 1	0- 1	1- 1				
0- 0	0- 0	0- 0	NEUTRAL	0- 0	0- 0	0- 0				
5- 5	0- 2	0- 0	NON-CONFERENCE	1- 1	0- 1	4- 1				
5- 0	0- 0	0- 0	HOME	1- 0	0- 0	4- 0				
0- 5	0- 2	0- 0	AWAY	0- 1	0- 1	0- 1				
0- 0	0- 0	0- 0	NEUTRAL	0- 0	0- 0	0- 0				
1- 0	0- 0	0- 0	CONFERENCE	0- 0	0- 0	1- 0				
0- 0	0- 0	0- 0	HOME	0- 0	0- 0	0- 0				
1- 0	0- 0	0- 0	AWAY	0- 0	0- 0	1- 0				
0- 0	0- 0	0- 0	NEUTRAL	0- 0	0- 0	0- 0				

RPI 1-25				RPI 26-50				RPI 51-100				RPI 101+			
RPI	S	Opponent	Score	RPI	S	Opponent	Score	RPI	S	Opponent	Score	RPI	S	Opponent	Score
6	A	Oregon St.	50 69					75	A	Washington	49 80	124	A	Wright St.	60 65
8	A	Gonzaga	48 92					96	H	Pacific	80 70	205	H	San Jose St.	75 71
												233	H	North Texas	61 52
												236	A	UC Riverside	52 53
												265	A	Grand Canyon	59 54
												273	H	UC Santa Barbara	66 62
												315	H	N.C. Central	80 71
LAST 10 Division I															
6	A	Oregon St.	50 69	265	A	Grand Canyon	59 54								
273	H	UC Santa Barbara	66 62	236	A	UC Riverside	52 53								
96	H	Pacific	80 70	233	H	North Texas	61 52								
315	H	N.C. Central	80 71	124	A	Wright St.	60 65								
205	H	San Jose St.	75 71	8	A	Gonzaga	48 92								

Non-Div I Games: Fresno Pacific 95 64 Westcliff 100 44 Cal St. Dom. Hills 83 74

CSU Bakersfield

Loss, Non-Conf, S Site, H Home A Away N Neutral

Average RPI Win:	256	WON-LOST	WINNING	LAST 10	STRENGTH OF	OPP. STRENGTH	TEAM	ADJ.	CONF.	ADJ CONF.
Average RPI Loss:	133	RECORD	PCT. RANK	GAMES	SCHEDULE	OF SCHEDULE	RPI	RPI	RPI	RPI
DIV. I ONLY	4- 9	260	4-6	245	66	253	253	26	26	
DIV. I NON-CONF.	4- 9	250	4-6	239	57	259	259	26	26	
TOTALS	RPI 1-25	RPI 26-50	W-L RECORDS	RPI 51-100	RPI 101-150	RPI 150+				
4- 9	0- 1	0- 1	OVERALL	0- 3	0- 0	4- 4				
1- 4	0- 1	0- 1	HOME	0- 2	0- 0	1- 0				
2- 4	0- 0	0- 0	AWAY	0- 1	0- 0	2- 3				
1- 1	0- 0	0- 0	NEUTRAL	0- 0	0- 0	1- 1				
4- 9	0- 1	0- 1	NON-CONFERENCE	0- 3	0- 0	4- 4				
1- 4	0- 1	0- 1	HOME	0- 2	0- 0	1- 0				
2- 4	0- 0	0- 0	AWAY	0- 1	0- 0	2- 3				
1- 1	0- 0	0- 0	NEUTRAL	0- 0	0- 0	1- 1				
0- 0	0- 0	0- 0	CONFERENCE	0- 0	0- 0	0- 0				
0- 0	0- 0	0- 0	HOME	0- 0	0- 0	0- 0				
0- 0	0- 0	0- 0	AWAY	0- 0	0- 0	0- 0				
0- 0	0- 0	0- 0	NEUTRAL	0- 0	0- 0	0- 0				

RPI 1-25				RPI 26-50				RPI 51-100				RPI 101+ Team's RPI: 253			
RPI	S	Opponent	Score	RPI	S	Opponent	Score	RPI	S	Opponent	Score	RPI	S	Opponent	Score
9	H	UCLA	44 58	33	H	Virginia	47 72	83	H	Southern California	53 69	164	H	Portland	73 64
								93	H	Santa Clara	55 76	181	A	San Francisco	61 79
								100	A	Washington St.	61 71	199	A	San Diego	40 59
												207	N	SMU	58 68
												278	N	Indiana St.	67 59
												283	A	LMU (CA)	56 54
												295	A	California Baptist	56 64
												297	A	San Diego St.	74 69
LAST 10 Division I															
		93	H	Santa Clara	55	76				297	A	San Diego St.	74	69	
		9	H	UCLA	44	58				199	A	San Diego	40	59	
		283	A	LMU (CA)	56	54				100	A	Washington St.	61	71	
		278	N	Indiana St.	67	59				164	H	Portland	73	64	
		207	N	SMU	58	68				181	A	San Francisco	61	79	

Non-Div I Games: Hope Int'l 77 54

CSUN

■ Loss,
 ■ Non-Conf,
 S Site,
 ■ Home
 ■ Away
 N Neutral

Average RPI Win:	265	WON-LOST	WINNING	LAST 10	STRENGTH OF	OPP. STRENGTH	TEAM	ADJ.	CONF.	ADJ CONF.
Average RPI Loss:	195	RECORD	PCT. RANK	GAMES	SCHEDULE	OF SCHEDULE	RPI	RPI	RPI	RPI
DIV. I ONLY	2- 8	304	2-8	250	321	326	326	26	26	
DIV. I NON-CONF.	2- 8	295	2-8	247	324	326	326	26	26	
TOTALS	RPI 1-25	RPI 26-50	W-L RECORDS	RPI 51-100	RPI 101-150	RPI 150+				
2- 8	0- 0	0- 0	OVERALL	0- 2	0- 2	2- 4				
2- 3	0- 0	0- 0	HOME	0- 1	0- 1	2- 1				
0- 5	0- 0	0- 0	AWAY	0- 1	0- 1	0- 3				
0- 0	0- 0	0- 0	NEUTRAL	0- 0	0- 0	0- 0				
2- 8	0- 0	0- 0	NON-CONFERENCE	0- 2	0- 2	2- 4				
2- 3	0- 0	0- 0	HOME	0- 1	0- 1	2- 1				
0- 5	0- 0	0- 0	AWAY	0- 1	0- 1	0- 3				
0- 0	0- 0	0- 0	NEUTRAL	0- 0	0- 0	0- 0				
0- 0	0- 0	0- 0	CONFERENCE	0- 0	0- 0	0- 0				
0- 0	0- 0	0- 0	HOME	0- 0	0- 0	0- 0				
0- 0	0- 0	0- 0	AWAY	0- 0	0- 0	0- 0				
0- 0	0- 0	0- 0	NEUTRAL	0- 0	0- 0	0- 0				

RPI 1-25				RPI 26-50				RPI 51-100				RPI 101+				Team's RPI: 326	
RPI	S	Opponent	Score	RPI	S	Opponent	Score	RPI	S	Opponent	Score	RPI	S	Opponent	Score		
								52	H	Old Dominion	55	61	125	A	Saint Mary's (CA)	67	84
								61	A	Arizona St.	41	66	135	H	Fresno St.	52	79
													182	H	Lamar University	57	56
													263	A	Pepperdine	53	63
													290	A	Denver	66	96
													301	A	Nevada	40	71
													334	H	Seattle U	49	72
													348	H	Sacramento St.	62	43
LAST 10 Division I																	
				125	A	Saint Mary's (CA)	67	84		301	A	Nevada	40	71			
				182	H	Lamar University	57	56		334	H	Seattle U	49	72			
				52	H	Old Dominion	55	61		290	A	Denver	66	96			
				61	A	Arizona St.	41	66		263	A	Pepperdine	53	63			
				348	H	Sacramento St.	62	43		135	H	Fresno St.	52	79			

Non-Div I Games: Holy Names 100 35

Cal Poly

■ Loss,
 ■ Non-Conf,
 ■ S Site,
 ■ H Home
 ■ A Away
 N Neutral

Average RPI Win: 275		WON-LOST	WINNING	LAST 10	STRENGTH OF	OPP. STRENGTH	TEAM	ADJ.	CONF.	ADJ CONF.
Average RPI Loss: 199		RECORD	PCT. RANK	GAMES	SCHEDULE	OF SCHEDULE	RPI	RPI	RPI	RPI
DIV. I ONLY		8- 5	112	6-4	324	283	218	218	26	26
DIV. I NON-CONF.		8- 5	117	6-4	324	281	224	224	26	26
TOTALS	RPI 1-25	RPI 26-50		W-L RECORDS		RPI 51-100	RPI 101-150	RPI 150+		
8- 5	0- 0	0- 0		OVERALL		0- 0	0- 1	8- 4		
4- 2	0- 0	0- 0		HOME		0- 0	0- 1	4- 1		
4- 3	0- 0	0- 0		AWAY		0- 0	0- 0	4- 3		
0- 0	0- 0	0- 0		NEUTRAL		0- 0	0- 0	0- 0		
8- 5	0- 0	0- 0		NON-CONFERENCE		0- 0	0- 1	8- 4		
4- 2	0- 0	0- 0		HOME		0- 0	0- 1	4- 1		
4- 3	0- 0	0- 0		AWAY		0- 0	0- 0	4- 3		
0- 0	0- 0	0- 0		NEUTRAL		0- 0	0- 0	0- 0		
0- 0	0- 0	0- 0		CONFERENCE		0- 0	0- 0	0- 0		
0- 0	0- 0	0- 0		HOME		0- 0	0- 0	0- 0		
0- 0	0- 0	0- 0		AWAY		0- 0	0- 0	0- 0		
0- 0	0- 0	0- 0		NEUTRAL		0- 0	0- 0	0- 0		

RPI 1-25				RPI 26-50				RPI 51-100				RPI 101+				Team's RPI: 218	
RPI	S	Opponent	Score	RPI	S	Opponent	Score	RPI	S	Opponent	Score	RPI	S	Opponent	Score		
												147	H	Montana	69	71	
												163	A	Southern Utah	63	79	
												181	A	San Francisco	63	71	
												199	A	San Diego	72	67	
												208	H	Delaware	55	72	
												238	A	UNLV	64	58	
												261	H	Utah St.	83	62	
												265	A	Grand Canyon	80	70	
												283	A	LMU (CA)	79	74	
												295	H	California Baptist	97	93	
												297	A	San Diego St.	45	55	
												321	H	Air Force	79	70	
												334	H	Seattle U	81	63	
LAST 10 Division I																	
				295	H	California Baptist	97	93	334	H	Seattle U	81	63				
				199	A	San Diego	72	67	321	H	Air Force	79	70				
				181	A	San Francisco	63	71	265	A	Grand Canyon	80	70				
				147	H	Montana	69	71	261	H	Utah St.	83	62				
				208	H	Delaware	55	72	297	A	San Diego St.	45	55				

Non-Div I Games:

Cal St. Fullerton

Loss, Non-Conf, S Site, H Home A Away N Neutral

California

Through Games Of Jan. 4, 2020

Average RPI Win:	216	WON-LOST	WINNING	LAST 10	STRENGTH OF	OPP. STRENGTH	TEAM	ADJ.	CONF.	ADJ CONF.
Average RPI Loss:	59	RECORD	PCT. RANK	GAMES	SCHEDULE	OF SCHEDULE	RPI	RPI	RPI	RPI
DIV. I ONLY	8- 4	85	8-2	57	151	80	80	1	1	
DIV. I NON-CONF.	8- 3	68	8-1	82	168	63	63	1	1	
TOTALS	RPI 1-25	RPI 26-50	W-L RECORDS	RPI 51-100	RPI 101-150	RPI 150+				
8- 4	0- 1	1- 1	OVERALL	1- 1	0- 1	6- 0				
7- 2	0- 0	1- 1	HOME	1- 1	0- 0	5- 0				
1- 2	0- 1	0- 0	AWAY	0- 0	0- 1	1- 0				
0- 0	0- 0	0- 0	NEUTRAL	0- 0	0- 0	0- 0				
8- 3	0- 1	1- 1	NON-CONFERENCE	1- 0	0- 1	6- 0				
7- 1	0- 0	1- 1	HOME	1- 0	0- 0	5- 0				
1- 2	0- 1	0- 0	AWAY	0- 0	0- 1	1- 0				
0- 0	0- 0	0- 0	NEUTRAL	0- 0	0- 0	0- 0				
0- 1	0- 0	0- 0	CONFERENCE	0- 1	0- 0	0- 0				
0- 1	0- 0	0- 0	HOME	0- 1	0- 0	0- 0				
0- 0	0- 0	0- 0	AWAY	0- 0	0- 0	0- 0				
0- 0	0- 0	0- 0	NEUTRAL	0- 0	0- 0	0- 0				

RPI 1-25				RPI 26-50				RPI 51-100				RPI 101+			
RPI	S	Opponent	Score	RPI	S	Opponent	Score	RPI	S	Opponent	Score	RPI	S	Opponent	Score
1	A	UConn	61 72	26	H	Kentucky	61 63	75	H	Washington	64 67	133	A	Harvard	53 56
				49	H	Arkansas	84 80	93	H	Santa Clara	69 65	225	H	Boston U.	73 62
												236	H	UC Riverside	84 61
												247	H	Long Beach St.	68 45
												265	H	Grand Canyon	72 53
												297	A	San Diego St.	74 48
												315	H	N.C. Central	90 69
LAST 10 Division I															
26	H	Kentucky	61 63	75	H	Washington	64 67	265	H	Grand Canyon	72 53				
93	H	Santa Clara	69 65	49	H	Arkansas	84 80	297	A	San Diego St.	74 48				
225	H	Boston U.	73 62	247	H	Long Beach St.	68 45	236	H	UC Riverside	84 61				
315	H	N.C. Central	90 69												

Non-Div I Games:

California

■ Loss,
■ Non-Conf, S Site,
■ Home
■ Away
N Neutral

Average RPI Win:	255	WON-LOST	WINNING	LAST 10	STRENGTH OF	OPP. STRENGTH	TEAM	ADJ.	CONF.	ADJ CONF.
Average RPI Loss:	209	RECORD	PCT. RANK	GAMES	SCHEDULE	OF SCHEDULE	RPI	RPI	RPI	RPI
DIV. I ONLY	6- 8	208	2-8	317	252	295	295	32	32	
DIV. I NON-CONF.	6- 6	163	2-6	283	248	258	258	32	32	
TOTALS	RPI 1-25	RPI 26-50	W-L RECORDS	RPI 51-100	RPI 101-150	RPI 150+				
6- 8	0- 1	0- 0	OVERALL	0- 0	0- 1	6- 6				
5- 1	0- 0	0- 0	HOME	0- 0	0- 0	5- 1				
1- 4	0- 0	0- 0	AWAY	0- 0	0- 0	1- 4				
0- 3	0- 1	0- 0	NEUTRAL	0- 0	0- 1	0- 1				
6- 6	0- 1	0- 0	NON-CONFERENCE	0- 0	0- 1	6- 4				
5- 1	0- 0	0- 0	HOME	0- 0	0- 0	5- 1				
1- 2	0- 0	0- 0	AWAY	0- 0	0- 0	1- 2				
0- 3	0- 1	0- 0	NEUTRAL	0- 0	0- 1	0- 1				
0- 2	0- 0	0- 0	CONFERENCE	0- 0	0- 0	0- 2				
0- 0	0- 0	0- 0	HOME	0- 0	0- 0	0- 0				
0- 2	0- 0	0- 0	AWAY	0- 0	0- 0	0- 2				
0- 0	0- 0	0- 0	NEUTRAL	0- 0	0- 0	0- 0				

RPI 1-25				RPI 26-50				RPI 51-100				RPI 101+				Team's RPI: 295
RPI	S	Opponent	Score	RPI	S	Opponent	Score	RPI	S	Opponent	Score	RPI	S	Opponent	Score	
5	N	Stanford	78 83									123	N	Houston	75 96	
												155	N	Bowling Green	60 98	
												218	A	Cal St. Fullerton	93 97	
												236	A	UC Riverside	64 80	
												242	H	Alabama A&M	60 55	
												247	H	Long Beach St.	79 70	
												248	H	Northern Ariz.	98 79	
												253	H	CSUN	64 56	
												269	A	Idaho St.	74 68	
												273	H	UC Santa Barbara	85 81	
												297	H	San Diego St.	68 80	
												308	A	New Mexico St.	56 57	
												331	A	UTRGV	68 87	
LAST 10 Division I																
297	H	San Diego St.	68 80	331	A	UTRGV	68 87									
269	A	Idaho St.	74 68	308	A	New Mexico St.	56 57									
218	A	Cal St. Fullerton	93 97	123	N	Houston	75 96									
236	A	UC Riverside	64 80	5	N	Stanford	78 83									
155	N	Bowling Green	60 98	273	H	UC Santa Barbara	85 81									

Non-Div I Games: Ottawa (AZ) 103 75 LIFE Pacific 93 48

California Baptist

Loss, Non-Conf, S Site, H Home A Away N Neutral

Average RPI Win:	257	WON-LOST	WINNING	LAST 10	STRENGTH OF	OPP. STRENGTH	TEAM	ADJ.	CONF.	ADJ CONF.
Average RPI Loss:	202	RECORD	PCT. RANK	GAMES	SCHEDULE	OF SCHEDULE	RPI	RPI	RPI	RPI
DIV. I ONLY	5- 5	169	5-5	275	335	219	219	27	27	
DIV. I NON-CONF.	3- 4	201	3-4	279	274	225	225	27	27	
TOTALS	RPI 1-25	RPI 26-50	W-L RECORDS	RPI 51-100	RPI 101-150	RPI 150+				
5- 5	0- 0	0- 0	OVERALL	0- 2	1- 0	4- 3				
4- 0	0- 0	0- 0	HOME	0- 0	1- 0	3- 0				
1- 5	0- 0	0- 0	AWAY	0- 2	0- 0	1- 3				
0- 0	0- 0	0- 0	NEUTRAL	0- 0	0- 0	0- 0				
3- 4	0- 0	0- 0	NON-CONFERENCE	0- 2	1- 0	2- 2				
2- 0	0- 0	0- 0	HOME	0- 0	1- 0	1- 0				
1- 4	0- 0	0- 0	AWAY	0- 2	0- 0	1- 2				
0- 0	0- 0	0- 0	NEUTRAL	0- 0	0- 0	0- 0				
2- 1	0- 0	0- 0	CONFERENCE	0- 0	0- 0	2- 1				
2- 0	0- 0	0- 0	HOME	0- 0	0- 0	2- 0				
0- 1	0- 0	0- 0	AWAY	0- 0	0- 0	0- 1				
0- 0	0- 0	0- 0	NEUTRAL	0- 0	0- 0	0- 0				

RPI 1-25			RPI 26-50			RPI 51-100			RPI 101+			Team's RPI: 219
RPI	S	Opponent	Score	RPI	S	Opponent	Score	RPI	S	Opponent	Score	
						52	A Old Dominion	44	59	115	H UNC Greensboro	72 64
						79	A Wake Forest	46	74	228	H Kennesaw St.	63 51
										239	A UNC Asheville	52 60
										291	H High Point	73 36
										315	A N.C. Central	64 67
										323	H USC Upstate	50 38
										327	A Hofstra	55 58
										329	A Western Caro.	61 40
LAST 10 Division I												
						291	H High Point	73	36	239	A UNC Asheville	52 60
						327	A Hofstra	55	58	323	H USC Upstate	50 38
						79	A Wake Forest	46	74	315	A N.C. Central	64 67
						115	H UNC Greensboro	72	64	329	A Western Caro.	61 40
						228	H Kennesaw St.	63	51	52	A Old Dominion	44 59

Non-Div I Games: St. Andrews 122 56 Bluefield Col. 65 41

Campbell

Loss, Non-Conf, S Site, H Home A Away N Neutral

Average RPI Win:	251	WON-LOST	WINNING	LAST 10	STRENGTH OF	OPP. STRENGTH	TEAM	ADJ.	CONF.	ADJ CONF.
Average RPI Loss:	207	RECORD	PCT. RANK	GAMES	SCHEDULE	OF SCHEDULE	RPI	RPI	RPI	RPI
DIV. I ONLY	2- 9	310	2-8	314	258	330	330	24	24	
DIV. I NON-CONF.	1- 8	322	1-7	307	276	344	344	24	24	
TOTALS	RPI 1-25	RPI 26-50	W-L RECORDS	RPI 51-100	RPI 101-150	RPI 150+				
2- 9	0- 0	0- 0	OVERALL	0- 2	0- 0	2- 7				
1- 2	0- 0	0- 0	HOME	0- 1	0- 0	1- 1				
1- 6	0- 0	0- 0	AWAY	0- 1	0- 0	1- 5				
0- 1	0- 0	0- 0	NEUTRAL	0- 0	0- 0	0- 1				
1- 8	0- 0	0- 0	NON-CONFERENCE	0- 2	0- 0	1- 6				
1- 2	0- 0	0- 0	HOME	0- 1	0- 0	1- 1				
0- 5	0- 0	0- 0	AWAY	0- 1	0- 0	0- 4				
0- 1	0- 0	0- 0	NEUTRAL	0- 0	0- 0	0- 1				
1- 1	0- 0	0- 0	CONFERENCE	0- 0	0- 0	1- 1				
0- 0	0- 0	0- 0	HOME	0- 0	0- 0	0- 0				
1- 1	0- 0	0- 0	AWAY	0- 0	0- 0	1- 1				
0- 0	0- 0	0- 0	NEUTRAL	0- 0	0- 0	0- 0				

RPI 1-25				RPI 26-50				RPI 51-100				RPI 101+				Team's RPI: 330	
RPI	S	Opponent	Score	RPI	S	Opponent	Score	RPI	S	Opponent	Score	RPI	S	Opponent	Score		
								62	A	Buffalo	55	71	179	A	Youngstown St.	59	87
								97	H	Colgate	69	90	189	A	Stetson	52	68
												194	A	Toledo	65	83	
												231	A	Monmouth	71	62	
												235	A	Manhattan	50	68	
												270	H	St. Bonaventure	84	82	
												281	N	Appalachian St.	57	74	
												304	A	Vermont	53	76	
												324	H	Albany (NY)	53	70	
LAST 10 Division I																	
194	A	Toledo	65	83	231	A	Monmouth	71	62								
281	N	Appalachian St.	57	74	235	A	Manhattan	50	68								
189	A	Stetson	52	68	97	H	Colgate	69	90								
304	A	Vermont	53	76	270	H	St. Bonaventure	84	82								
324	H	Albany (NY)	53	70	62	A	Buffalo	55	71								

Non-Div I Games:

Canisius

Central Ark.

Through Games Of Jan. 4, 2020

Average RPI Win:	295	WON-LOST	WINNING	LAST 10	STRENGTH OF	OPP. STRENGTH	TEAM	ADJ.	CONF.	ADJ CONF.
Average RPI Loss:	147	RECORD	PCT. RANK	GAMES	SCHEDULE	OF SCHEDULE	RPI	RPI	RPI	RPI
DIV. I ONLY	4- 6	224	4-6	304	218	237	237	25	25	
DIV. I NON-CONF.	1- 5	313	1-5	161	59	284	284	23	23	
TOTALS	RPI 1-25	RPI 26-50	W-L RECORDS	RPI 51-100	RPI 101-150	RPI 150+				
4- 6	0- 1	0- 0	OVERALL	0- 0	0- 1	4- 4				
2- 0	0- 0	0- 0	HOME	0- 0	0- 0	2- 0				
2- 6	0- 1	0- 0	AWAY	0- 0	0- 1	2- 4				
0- 0	0- 0	0- 0	NEUTRAL	0- 0	0- 0	0- 0				
1- 5	0- 1	0- 0	NON-CONFERENCE	0- 0	0- 1	1- 3				
1- 0	0- 0	0- 0	HOME	0- 0	0- 0	1- 0				
0- 5	0- 1	0- 0	AWAY	0- 0	0- 1	0- 3				
0- 0	0- 0	0- 0	NEUTRAL	0- 0	0- 0	0- 0				
3- 1	0- 0	0- 0	CONFERENCE	0- 0	0- 0	3- 1				
1- 0	0- 0	0- 0	HOME	0- 0	0- 0	1- 0				
2- 1	0- 0	0- 0	AWAY	0- 0	0- 0	2- 1				
0- 0	0- 0	0- 0	NEUTRAL	0- 0	0- 0	0- 0				

RPI	S	Opponent	Score	RPI	S	Opponent	Score	RPI	S	Opponent	Score	RPI	S	Opponent	Score	Team's RPI: 237
7	A	Texas A&M	46 76									104	A	Tennessee	36 63	
												160	A	Tulane	38 65	
												174	A	Little Rock	48 63	
												217	A	Northern Ky.	56 72	
												220	A	A&M-Corpus Christi	47 67	
												221	H	Jackson St.	57 54	
												288	H	Houston Baptist	63 39	
												320	A	McNeese	70 57	
												349	A	Incarnate Word	47 37	
LAST 10 Division I																
220	A	A&M-Corpus Christi	47 67	320	A	McNeese	70 57									
349	A	Incarnate Word	47 37	288	H	Houston Baptist	63 39									
7	A	Texas A&M	46 76	160	A	Tulane	38 65									
221	H	Jackson St.	57 54	174	A	Little Rock	48 63									
217	A	Northern Ky.	56 72	104	A	Tennessee	36 63									

Non-Div I Games: Hendrix 104 28 Central Baptist 66 43 Crowley's Ridge 82 26

Central Ark.

Loss, Non-Conf, S Site, H Home A Away N Neutral

Average RPI Win:	339	WON-LOST	WINNING	LAST 10	STRENGTH OF	OPP. STRENGTH	TEAM	ADJ.	CONF.	ADJ CONF.
Average RPI Loss:	190	RECORD	PCT. RANK	GAMES	SCHEDULE	OF SCHEDULE	RPI	RPI	RPI	RPI
DIV. I ONLY	1- 12	338	1-9	285	278	340	340	31	31	
DIV. I NON-CONF.	1- 10	329	1-7	280	294	330	330	31	31	
TOTALS	RPI 1-25	RPI 26-50	W-L RECORDS	RPI 51-100	RPI 101-150	RPI 150+				
1- 12	0- 0	0- 1	OVERALL	0- 3	0- 1	1- 7				
0- 5	0- 0	0- 0	HOME	0- 0	0- 1	0- 4				
1- 7	0- 0	0- 1	AWAY	0- 3	0- 0	1- 3				
0- 0	0- 0	0- 0	NEUTRAL	0- 0	0- 0	0- 0				
1- 10	0- 0	0- 1	NON-CONFERENCE	0- 3	0- 0	1- 6				
0- 3	0- 0	0- 0	HOME	0- 0	0- 0	0- 3				
1- 7	0- 0	0- 1	AWAY	0- 3	0- 0	1- 3				
0- 0	0- 0	0- 0	NEUTRAL	0- 0	0- 0	0- 0				
0- 2	0- 0	0- 0	CONFERENCE	0- 0	0- 1	0- 1				
0- 2	0- 0	0- 0	HOME	0- 0	0- 1	0- 1				
0- 0	0- 0	0- 0	AWAY	0- 0	0- 0	0- 0				
0- 0	0- 0	0- 0	NEUTRAL	0- 0	0- 0	0- 0				

RPI S	Opponent	Score	RPI S	Opponent	Score	RPI S	Opponent	Score	RPI S	Opponent	Score	Team's RPI: 340
			36 A	FGCU	60 94	62 A	Buffalo	56 61	150 H	Robert Morris	56 86	
						95 A	Lehigh	51 70	171 A	Fla. Atlantic	54 72	
						98 A	Duquesne	33 72	196 H	Saint Francis (PA)	52 64	
									271 H	Brown	73 83	
									275 H	UMass Lowell	54 56	
									287 A	Pittsburgh	73 81	
									314 A	New Hampshire	59 70	
									324 H	Albany (NY)	63 73	
									339 A	Hartford	61 54	
LAST 10 Division I												
339 A	Hartford	61 54	196 H	Saint Francis (PA)	52 64							
36 A	FGCU	60 94	150 H	Robert Morris	56 86							
171 A	Fla. Atlantic	54 72	324 H	Albany (NY)	63 73							
314 A	New Hampshire	59 70	98 A	Duquesne	33 72							
275 H	UMass Lowell	54 56	95 A	Lehigh	51 70							

Non-Div I Games:

Central Conn. St.

■ Loss,
 ■ Non-Conf, S Site,
 ■ Home
 ■ Away
 N Neutral

Average RPI Win:	162	WON-LOST	WINNING	LAST 10	STRENGTH OF	OPP. STRENGTH	TEAM	ADJ.	CONF.	ADJ CONF.
Average RPI Loss:	63	RECORD	PCT. RANK	GAMES	SCHEDULE	OF SCHEDULE	RPI	RPI	RPI	RPI
DIV. I ONLY	8- 4	85	8-2	58	90	42	42	10	10	
DIV. I NON-CONF.	7- 4	100	7-2	71	88	55	55	10	10	
TOTALS	RPI 1-25	RPI 26-50	W-L RECORDS	RPI 51-100	RPI 101-150	RPI 150+				
8- 4	0- 1	0- 1	OVERALL	2- 1	1- 1	5- 0				
4- 1	0- 0	0- 0	HOME	1- 0	1- 1	2- 0				
4- 3	0- 1	0- 1	AWAY	1- 1	0- 0	3- 0				
0- 0	0- 0	0- 0	NEUTRAL	0- 0	0- 0	0- 0				
7- 4	0- 1	0- 1	NON-CONFERENCE	2- 1	1- 1	4- 0				
4- 1	0- 0	0- 0	HOME	1- 0	1- 1	2- 0				
3- 3	0- 1	0- 1	AWAY	1- 1	0- 0	2- 0				
0- 0	0- 0	0- 0	NEUTRAL	0- 0	0- 0	0- 0				
1- 0	0- 0	0- 0	CONFERENCE	0- 0	0- 0	1- 0				
0- 0	0- 0	0- 0	HOME	0- 0	0- 0	0- 0				
1- 0	0- 0	0- 0	AWAY	0- 0	0- 0	1- 0				
0- 0	0- 0	0- 0	NEUTRAL	0- 0	0- 0	0- 0				

RPI 1-25				RPI 26-50				Team's RPI: 42				RPI 51-100				RPI 101+			
RPI	S	Opponent	Score	RPI	S	Opponent	Score	RPI	S	Opponent	Score	RPI	S	Opponent	Score	RPI	S	Opponent	Score
3	A	Louisville	63 76	47	A	UCF	58 64	57	A	Western Ky.	58 93	137	H	Dayton	81 80	145	H	Green Bay	105 111
								74	H	Marist	77 54	165	A	Akron	77 72	168	H	Iona	70 50
								99	A	South Dakota St.	79 74	169	A	Bethune-Cookman	92 67	191	H	Northeastern	79 63
												296	A	Oakland	65 47				
LAST 10 Division I																			
169	A	Bethune-Cookman	92 67	165	A	Akron	77 72												
296	A	Oakland	65 47	47	A	UCF	58 64												
99	A	South Dakota St.	79 74	191	H	Northeastern	79 63												
168	H	Iona	70 50	137	H	Dayton	81 80												
74	H	Marist	77 54	57	A	Western Ky.	58 93												

Non-Div I Games:

Central Mich.

■ Loss,
 ■ Non-Conf, S Site,
 ■ Home
 ■ Away
 N Neutral

Average RPI Win: 0				WON-LOST	WINNING	LAST 10	STRENGTH OF		OPP. STRENGTH	TEAM	ADJ.	CONF.	ADJ CONF.
Average RPI Loss: 211				RECORD	PCT. RANK	GAMES	SCHEDULE	OF SCHEDULE	RPI	RPI	RPI	RPI	RPI
DIV. I ONLY				0- 10	343	0-10	228	346	342	342	27	27	
DIV. I NON-CONF.				0- 7	338	0-7	159	337	334	334	27	27	
TOTALS				RPI 1-25	RPI 26-50	W-L RECORDS	RPI 51-100	RPI 101-150	RPI 150+				
0- 10				0- 1	0- 0	OVERALL	0- 0	0- 2	0- 7				
0- 5				0- 0	0- 0	HOME	0- 0	0- 1	0- 4				
0- 5				0- 1	0- 0	AWAY	0- 0	0- 1	0- 3				
0- 0				0- 0	0- 0	NEUTRAL	0- 0	0- 0	0- 0				
0- 7				0- 1	0- 0	NON-CONFERENCE	0- 0	0- 2	0- 4				
0- 4				0- 0	0- 0	HOME	0- 0	0- 1	0- 3				
0- 3				0- 1	0- 0	AWAY	0- 0	0- 1	0- 1				
0- 0				0- 0	0- 0	NEUTRAL	0- 0	0- 0	0- 0				
0- 3				0- 0	0- 0	CONFERENCE	0- 0	0- 0	0- 3				
0- 1				0- 0	0- 0	HOME	0- 0	0- 0	0- 1				
0- 2				0- 0	0- 0	AWAY	0- 0	0- 0	0- 2				
0- 0				0- 0	0- 0	NEUTRAL	0- 0	0- 0	0- 0				

RPI 1-25				RPI 26-50				RPI 51-100				RPI 101+				Team's RPI: 342	
RPI	S	Opponent	Score	RPI	S	Opponent	Score	RPI	S	Opponent	Score	RPI	S	Opponent	Score		
12	A	Florida St.	36 88									106	A	North Carolina	54 85		
												121	H	North Dakota	57 73		
												169	H	Bethune-Cookman	41 81		
												203	H	Gardner-Webb	52 79		
												246	H	Col. of Charleston	70 79		
												257	A	Radford	35 72		
												323	A	USC Upstate	53 70		
												329	A	Western Caro.	64 69		
												344	H	South Carolina St.	75 81		
LAST 10 Division I																	
				323	A	USC Upstate	53 70	257	A	Radford	35 72						
				246	H	Col. of Charleston	70 79	203	H	Gardner-Webb	52 79						
				329	A	Western Caro.	64 69	106	A	North Carolina	54 85						
				121	H	North Dakota	57 73	344	H	South Carolina St.	75 81						
				169	H	Bethune-Cookman	41 81	12	A	Florida St.	36 88						

Non-Div I Games:	Columbia (SC)	76	59	Virginia-Lynchburg	92	55
------------------	---------------	----	----	--------------------	----	----

Charleston So.

Loss, Non-Conf, S Site, H Home A Away N Neutral

Average RPI Win:	163	WON-LOST	WINNING	LAST 10	STRENGTH OF	OPP. STRENGTH	TEAM	ADJ.	CONF.	ADJ CONF.
Average RPI Loss:	73	RECORD	PCT. RANK	GAMES	SCHEDULE	OF SCHEDULE	RPI	RPI	RPI	RPI
DIV. I ONLY	10- 3	51	7-3	143	61	48	48	13	13	
DIV. I NON-CONF.	9- 2	40	6-2	184	79	57	57	16	16	
TOTALS	RPI 1-25	RPI 26-50	W-L RECORDS	RPI 51-100	RPI 101-150	RPI 150+				
10- 3	0- 0	0- 1	OVERALL	1- 1	4- 1	5- 0				
4- 1	0- 0	0- 0	HOME	0- 0	1- 1	3- 0				
4- 2	0- 0	0- 1	AWAY	1- 1	2- 0	1- 0				
2- 0	0- 0	0- 0	NEUTRAL	0- 0	1- 0	1- 0				
9- 2	0- 0	0- 1	NON-CONFERENCE	1- 0	3- 1	5- 0				
4- 1	0- 0	0- 0	HOME	0- 0	1- 1	3- 0				
3- 1	0- 0	0- 1	AWAY	1- 0	1- 0	1- 0				
2- 0	0- 0	0- 0	NEUTRAL	0- 0	1- 0	1- 0				
1- 1	0- 0	0- 0	CONFERENCE	0- 1	1- 0	0- 0				
0- 0	0- 0	0- 0	HOME	0- 0	0- 0	0- 0				
1- 1	0- 0	0- 0	AWAY	0- 1	1- 0	0- 0				
0- 0	0- 0	0- 0	NEUTRAL	0- 0	0- 0	0- 0				

RPI 1-25				RPI 26-50				Team's RPI: 48				RPI 51-100				RPI 101+			
RPI	S	Opponent	Score	RPI	S	Opponent	Score	RPI	S	Opponent	Score	RPI	S	Opponent	Score	RPI	S	Opponent	Score
				26	A	Kentucky	39 86					53	A	Middle Tenn.	59 83	102	N	Boston College	84 68
												79	A	Wake Forest	77 65				
																103	H	Richmond	78 59
																120	A	UAB	83 75
																129	A	Davidson	75 64
																139	H	Fordham	51 76
																160	N	Tulane	60 56
																203	H	Gardner-Webb	74 49
																208	H	Delaware	61 57
																230	A	East Carolina	59 47
																293	H	UMES	64 44
LAST 10 Division I																			
				293	H	UMES	64 44					53	A	Middle Tenn.	59 83				
				129	A	Davidson	75 64					120	A	UAB	83 75				
				208	H	Delaware	61 57					102	N	Boston College	84 68				
				26	A	Kentucky	39 86					139	H	Fordham	51 76				
				160	N	Tulane	60 56					230	A	East Carolina	59 47				

Non-Div I Games:

Charlotte

Chattanooga

Through Games Of Jan. 4, 2020

Average RPI Win:	112	WON-LOST	WINNING	LAST 10	STRENGTH OF	OPP. STRENGTH	TEAM	ADJ.	CONF.	ADJ CONF.
Average RPI Loss:	101	RECORD	PCT. RANK	GAMES	SCHEDULE	OF SCHEDULE	RPI	RPI	RPI	RPI
DIV. I ONLY	1- 13	340	0-10	18	112	213	213	19	19	
DIV. I NON-CONF.	1- 13	337	0-10	21	117	219	219	21	21	
TOTALS	RPI 1-25	RPI 26-50	W-L RECORDS	RPI 51-100	RPI 101-150	RPI 150+				
1- 13	0- 3	0- 0	OVERALL	0- 3	1- 4	0- 3				
0- 6	0- 1	0- 0	HOME	0- 1	0- 3	0- 1				
1- 7	0- 2	0- 0	AWAY	0- 2	1- 1	0- 2				
0- 0	0- 0	0- 0	NEUTRAL	0- 0	0- 0	0- 0				
1- 13	0- 3	0- 0	NON-CONFERENCE	0- 3	1- 4	0- 3				
0- 6	0- 1	0- 0	HOME	0- 1	0- 3	0- 1				
1- 7	0- 2	0- 0	AWAY	0- 2	1- 1	0- 2				
0- 0	0- 0	0- 0	NEUTRAL	0- 0	0- 0	0- 0				
0- 0	0- 0	0- 0	CONFERENCE	0- 0	0- 0	0- 0				
0- 0	0- 0	0- 0	HOME	0- 0	0- 0	0- 0				
0- 0	0- 0	0- 0	AWAY	0- 0	0- 0	0- 0				
0- 0	0- 0	0- 0	NEUTRAL	0- 0	0- 0	0- 0				

RPI S	Opponent	Score	RPI S	Opponent	Score	RPI S	Opponent	Score	RPI S	Opponent	Score	Team's RPI: 213
3	A Louisville	37 86				54	H Troy	51 90	101	H Ohio	58 70	
15	A NC State	38 74				67	A UT Martin	51 78	112	A Liberty	71 54	
19	H Purdue	34 66				99	A South Dakota St.	56 71	116	A Belmont	50 63	
									130	H Northern Colo.	42 59	
									140	H Austin Peay	49 50	
									153	H Hampton	55 84	
									167	A Cincinnati	53 72	
									245	A Eastern Ky.	65 71	
LAST 10 Division I												
54	H Troy	51 90	101	H Ohio	58 70							
99	A South Dakota St.	56 71	15	A NC State	38 74							
67	A UT Martin	51 78	140	H Austin Peay	49 50							
245	A Eastern Ky.	65 71	3	A Louisville	37 86							
130	H Northern Colo.	42 59	167	A Cincinnati	53 72							

Non-Div I Games:

Chattanooga

Loss, Non-Conf, S Site, H Home A Away N Neutral

Average RPI Win:	0	WON-LOST	WINNING	LAST 10	STRENGTH OF	OPP. STRENGTH	TEAM	ADJ.	CONF.	ADJ CONF.
Average RPI Loss:	221	RECORD	PCT. RANK	GAMES	SCHEDULE	OF SCHEDULE	RPI	RPI	RPI	RPI
DIV. I ONLY	0- 15	343	0-10	281	332	345	345	32	32	
DIV. I NON-CONF.	0- 13	338	0-8	234	313	342	342	32	32	
TOTALS	RPI 1-25	RPI 26-50	W-L RECORDS	RPI 51-100	RPI 101-150	RPI 150+				
0- 15	0- 0	0- 1	OVERALL	0- 0	0- 4	0- 10				
0- 6	0- 0	0- 1	HOME	0- 0	0- 2	0- 3				
0- 8	0- 0	0- 0	AWAY	0- 0	0- 2	0- 6				
0- 1	0- 0	0- 0	NEUTRAL	0- 0	0- 0	0- 1				
0- 13	0- 0	0- 1	NON-CONFERENCE	0- 0	0- 4	0- 8				
0- 6	0- 0	0- 1	HOME	0- 0	0- 2	0- 3				
0- 6	0- 0	0- 0	AWAY	0- 0	0- 2	0- 4				
0- 1	0- 0	0- 0	NEUTRAL	0- 0	0- 0	0- 1				
0- 2	0- 0	0- 0	CONFERENCE	0- 0	0- 0	0- 2				
0- 0	0- 0	0- 0	HOME	0- 0	0- 0	0- 0				
0- 2	0- 0	0- 0	AWAY	0- 0	0- 0	0- 2				
0- 0	0- 0	0- 0	NEUTRAL	0- 0	0- 0	0- 0				

RPI 1-25			RPI 26-50			RPI 51-100			RPI 101+			Team's RPI: 345
RPI	S	Opponent	Score	RPI	S	Opponent	Score	RPI	S	Opponent	Score	
				40	H	Arizona	50 82					
								113	A	UT Arlington	53 84	
								119	H	Loyola Chicago	53 98	
								143	A	Illinois	66 96	
								145	H	Green Bay	46 102	
								154	A	Western Mich.	69 90	
								161	A	Valparaiso	49 95	
								224	H	Western Ill.	78 88	
								273	N	UC Santa Barbara	65 96	
								296	H	Oakland	70 98	
								301	A	Nevada	60 80	
								328	H	UIC	61 73	
								334	A	Seattle U	51 80	
								337	A	Evansville	42 76	
								343	A	Utah Valley	58 89	
LAST 10 Division I												
161	A	Valparaiso	49 95	334	A	Seattle U	51 80					
337	A	Evansville	42 76	343	A	Utah Valley	58 89					
154	A	Western Mich.	69 90	273	N	UC Santa Barbara	65 96					
224	H	Western Ill.	78 88	301	A	Nevada	60 80					
328	H	UIC	61 73	145	H	Green Bay	46 102					

Non-Div I Games:

Chicago St.

Average RPI Win:	214	WON-LOST	WINNING	LAST 10	STRENGTH OF	OPP. STRENGTH	TEAM	ADJ.	CONF.	ADJ CONF.
Average RPI Loss:	48	RECORD	PCT. RANK	GAMES	SCHEDULE	OF SCHEDULE	RPI	RPI	RPI	RPI
DIV. I ONLY	9- 4	75	8-2	279	22	167	167	8	8	
DIV. I NON-CONF.	9- 4	84	8-2	285	29	165	165	8	8	
TOTALS	RPI 1-25	RPI 26-50	W-L RECORDS	RPI 51-100	RPI 101-150	RPI 150+				
9- 4	0- 2	0- 0	OVERALL	1- 2	0- 0	8- 0				
7- 2	0- 1	0- 0	HOME	1- 1	0- 0	6- 0				
2- 0	0- 0	0- 0	AWAY	0- 0	0- 0	2- 0				
0- 2	0- 1	0- 0	NEUTRAL	0- 1	0- 0	0- 0				
9- 4	0- 2	0- 0	NON-CONFERENCE	1- 2	0- 0	8- 0				
7- 2	0- 1	0- 0	HOME	1- 1	0- 0	6- 0				
2- 0	0- 0	0- 0	AWAY	0- 0	0- 0	2- 0				
0- 2	0- 1	0- 0	NEUTRAL	0- 1	0- 0	0- 0				
0- 0	0- 0	0- 0	CONFERENCE	0- 0	0- 0	0- 0				
0- 0	0- 0	0- 0	HOME	0- 0	0- 0	0- 0				
0- 0	0- 0	0- 0	AWAY	0- 0	0- 0	0- 0				
0- 0	0- 0	0- 0	NEUTRAL	0- 0	0- 0	0- 0				

RPI S	Opponent	Score	RPI S	Opponent	Score	RPI S	Opponent	Score	RPI S	Opponent	Score	Team's RPI: 167
16 N	Iowa	61 69				71 H	Saint Louis	50 60	152 H	Miami (OH)	98 68	
21 H	Ohio St.	73 78				82 N	Bucknell	48 56	177 A	VCU	58 56	
						90 H	Ball St.	63 56	178 H	Utah	68 62	
									213 H	Chattanooga	72 53	
									242 H	Alabama A&M	62 47	
									243 A	Xavier	85 78	
									287 H	Pittsburgh	69 53	
									341 H	Coppin St.	86 40	
LAST 10 Division I												
242 H	Alabama A&M	62 47	341 H	Coppin St.	86 40							
243 A	Xavier	85 78	287 H	Pittsburgh	69 53							
152 H	Miami (OH)	98 68	16 N	Iowa	61 69							
177 A	VCU	58 56	213 H	Chattanooga	72 53							
82 N	Bucknell	48 56	90 H	Ball St.	63 56							

Non-Div I Games:

Cincinnati

Average RPI Win:	221	WON-LOST	WINNING	LAST 10	STRENGTH OF	OPP. STRENGTH	TEAM	ADJ.	CONF.	ADJ CONF.
Average RPI Loss:	75	RECORD	PCT. RANK	GAMES	SCHEDULE	OF SCHEDULE	RPI	RPI	RPI	RPI
DIV. I ONLY	5- 9	241	3-7	82	31	173	173	3	3	
DIV. I NON-CONF.	4- 7	225	2-5	174	65	228	228	2	2	
TOTALS	RPI 1-25	RPI 26-50	W-L RECORDS	RPI 51-100	RPI 101-150	RPI 150+				
5- 9	0- 4	0- 1	OVERALL	2- 2	0- 0	3- 2				
2- 6	0- 3	0- 0	HOME	1- 2	0- 0	1- 1				
2- 2	0- 1	0- 0	AWAY	1- 0	0- 0	1- 1				
1- 1	0- 0	0- 1	NEUTRAL	0- 0	0- 0	1- 0				
4- 7	0- 2	0- 1	NON-CONFERENCE	1- 2	0- 0	3- 2				
2- 4	0- 1	0- 0	HOME	1- 2	0- 0	1- 1				
1- 2	0- 1	0- 0	AWAY	0- 0	0- 0	1- 1				
1- 1	0- 0	0- 1	NEUTRAL	0- 0	0- 0	1- 0				
1- 2	0- 2	0- 0	CONFERENCE	1- 0	0- 0	0- 0				
0- 2	0- 2	0- 0	HOME	0- 0	0- 0	0- 0				
1- 0	0- 0	0- 0	AWAY	1- 0	0- 0	0- 0				
0- 0	0- 0	0- 0	NEUTRAL	0- 0	0- 0	0- 0				

RPI S	Opponent	Score	RPI S	Opponent	Score	RPI S	Opponent	Score	RPI S	Opponent	Score	Team's RPI: 173
3	H Louisville	50 75	29	N Maryland	44 63	64	H N.C. A&T	74 82	201	A Penn St.	55 68	
4	H South Carolina	48 84				73	H Alabama	54 67	272	H Navy	52 65	
12	H Florida St.	64 81				84	H Furman	77 71	306	H Alabama St.	76 43	
16	A Iowa	60 74				92	A Notre Dame	71 55	311	A Mercer	65 61	
									313	N Alcorn	77 46	
LAST 10 Division I												
64	H N.C. A&T	74 82	3	H Louisville	50 75							
311	A Mercer	65 61	92	A Notre Dame	71 55							
12	H Florida St.	64 81	29	N Maryland	44 63							
16	A Iowa	60 74	4	H South Carolina	48 84							
313	N Alcorn	77 46	201	A Penn St.	55 68							

Non-Div I Games:

Clemson

Loss,
Non-Conf, S Site,
H Home
A Away
N Neutral

Average RPI Win:	273	WON-LOST	WINNING	LAST 10	STRENGTH OF	OPP. STRENGTH	TEAM	ADJ.	CONF.	ADJ CONF.
Average RPI Loss:	116	RECORD	PCT. RANK	GAMES	SCHEDULE	OF SCHEDULE	RPI	RPI	RPI	RPI
DIV. I ONLY	10- 3	51	8-2	342	185	170	170	18	18	
DIV. I NON-CONF.	8- 1	28	6-0	349	184	155	155	18	18	
TOTALS	RPI 1-25	RPI 26-50	W-L RECORDS	RPI 51-100	RPI 101-150	RPI 150+				
10- 3	0- 0	0- 0	OVERALL	0- 1	0- 1	10- 1				
2- 1	0- 0	0- 0	HOME	0- 1	0- 0	2- 0				
8- 2	0- 0	0- 0	AWAY	0- 0	0- 1	8- 1				
0- 0	0- 0	0- 0	NEUTRAL	0- 0	0- 0	0- 0				
8- 1	0- 0	0- 0	NON-CONFERENCE	0- 0	0- 0	8- 1				
1- 0	0- 0	0- 0	HOME	0- 0	0- 0	1- 0				
7- 1	0- 0	0- 0	AWAY	0- 0	0- 0	7- 1				
0- 0	0- 0	0- 0	NEUTRAL	0- 0	0- 0	0- 0				
2- 2	0- 0	0- 0	CONFERENCE	0- 1	0- 1	2- 0				
1- 1	0- 0	0- 0	HOME	0- 1	0- 0	1- 0				
1- 1	0- 0	0- 0	AWAY	0- 0	0- 1	1- 0				
0- 0	0- 0	0- 0	NEUTRAL	0- 0	0- 0	0- 0				

RPI 1-25				RPI 26-50				RPI 51-100				RPI 101+				Team's RPI: 170	
RPI	S	Opponent	Score	RPI	S	Opponent	Score	RPI	S	Opponent	Score	RPI	S	Opponent	Score		
								70	H	IUPUI	53	78	124	A	Wright St.	62	78
													155	A	Bowling Green	62	89
													165	H	Akron	66	62
													217	A	Northern Ky.	73	68
													223	A	ETSU	62	54
													241	A	Delaware St.	57	49
													270	A	St. Bonaventure	65	62
													284	A	Omaha	79	66
													327	A	Hofstra	61	51
													328	H	UIC	84	44
													329	A	Western Caro.	68	61
													347	A	LIU Brooklyn	79	49
LAST 10 Division I																	
				70	H	IUPUI	53	78				217	A	Northern Ky.	73	68	
				328	H	UIC	84	44				124	A	Wright St.	62	78	
				284	A	Omaha	79	66				241	A	Delaware St.	57	49	
				223	A	ETSU	62	54				165	H	Akron	66	62	
				329	A	Western Caro.	68	61				270	A	St. Bonaventure	65	62	

Non-Div I Games: Davis & Elkins 110 41 Lake Erie 95 49

Cleveland St.

Average RPI Win:	233	WON-LOST	WINNING	LAST 10	STRENGTH OF	OPP. STRENGTH	TEAM	ADJ.	CONF.	ADJ CONF.
Average RPI Loss:	79	RECORD	PCT. RANK	GAMES	SCHEDULE	OF SCHEDULE	RPI	RPI	RPI	RPI
DIV. I ONLY	9- 2	41	8-2	308	140	118	118	23	23	
DIV. I NON-CONF.	8- 1	28	7-1	337	130	139	139	22	22	
TOTALS	RPI 1-25	RPI 26-50	W-L RECORDS	RPI 51-100	RPI 101-150	RPI 150+				
9- 2	0- 0	0- 0	OVERALL	0- 1	2- 1	7- 0				
4- 1	0- 0	0- 0	HOME	0- 0	1- 1	3- 0				
4- 1	0- 0	0- 0	AWAY	0- 1	0- 0	4- 0				
1- 0	0- 0	0- 0	NEUTRAL	0- 0	1- 0	0- 0				
8- 1	0- 0	0- 0	NON-CONFERENCE	0- 0	2- 1	6- 0				
4- 1	0- 0	0- 0	HOME	0- 0	1- 1	3- 0				
3- 0	0- 0	0- 0	AWAY	0- 0	0- 0	3- 0				
1- 0	0- 0	0- 0	NEUTRAL	0- 0	1- 0	0- 0				
1- 1	0- 0	0- 0	CONFERENCE	0- 1	0- 0	1- 0				
0- 0	0- 0	0- 0	HOME	0- 0	0- 0	0- 0				
1- 1	0- 0	0- 0	AWAY	0- 1	0- 0	1- 0				
0- 0	0- 0	0- 0	NEUTRAL	0- 0	0- 0	0- 0				

RPI 1-25				RPI 26-50				RPI 51-100				RPI 101+				Team's RPI: 118	
RPI	S	Opponent	Score	RPI	S	Opponent	Score	RPI	S	Opponent	Score	RPI	S	Opponent	Score		
								54	A	Troy	77	84	103	H	Richmond	67	79
													110	N	Elon	76	65
													115	H	UNC Greensboro	63	54
													159	H	George Mason	74	59
													258	A	UNCW	62	43
													259	A	Wofford	78	73
													260	A	South Alabama	71	62
													264	H	Ark.-Pine Bluff	76	69
													329	A	Western Caro.	66	43
													344	H	South Carolina St.	85	44
LAST 10 Division I																	
				344	H	South Carolina St.	85	44		260	A	South Alabama				71	62
				110	N	Elon	76	65		54	A	Troy				77	84
				258	A	UNCW	62	43		329	A	Western Caro.				66	43
				159	H	George Mason	74	59		259	A	Wofford				78	73
				103	H	Richmond	67	79		115	H	UNC Greensboro				63	54

Non-Div I Games: UNC Pembroke 86 44 Wesleyan (GA) 132 32

Coastal Caro.

■ Loss,
 ■ Non-Conf, S Site,
 ■ Home
 ■ Away
 N Neutral

Average RPI Win: 280		WON-LOST	WINNING	LAST 10	STRENGTH OF	OPP. STRENGTH	TEAM	ADJ.	CONF.	ADJ CONF.
Average RPI Loss: 163		RECORD	PCT. RANK	GAMES	SCHEDULE	OF SCHEDULE	RPI	RPI	RPI	RPI
DIV. I ONLY		7- 4	105	7-3	346	241	246	246	15	15
DIV. I NON-CONF.		6- 4	122	6-3	346	284	285	285	15	15
TOTALS	RPI 1-25	RPI 26-50		W-L RECORDS		RPI 51-100	RPI 101-150	RPI 150+		
7- 4	0- 0	0- 0		OVERALL		1- 1	0- 1	6- 2		
3- 2	0- 0	0- 0		HOME		1- 0	0- 1	2- 1		
4- 2	0- 0	0- 0		AWAY		0- 1	0- 0	4- 1		
0- 0	0- 0	0- 0		NEUTRAL		0- 0	0- 0	0- 0		
6- 4	0- 0	0- 0		NON-CONFERENCE		0- 1	0- 1	6- 2		
2- 2	0- 0	0- 0		HOME		0- 0	0- 1	2- 1		
4- 2	0- 0	0- 0		AWAY		0- 1	0- 0	4- 1		
0- 0	0- 0	0- 0		NEUTRAL		0- 0	0- 0	0- 0		
1- 0	0- 0	0- 0		CONFERENCE		1- 0	0- 0	0- 0		
1- 0	0- 0	0- 0		HOME		1- 0	0- 0	0- 0		
0- 0	0- 0	0- 0		AWAY		0- 0	0- 0	0- 0		
0- 0	0- 0	0- 0		NEUTRAL		0- 0	0- 0	0- 0		

RPI 1-25				RPI 26-50				RPI 51-100				RPI 101+				Team's RPI: 246	
RPI	S	Opponent	Score	RPI	S	Opponent	Score	RPI	S	Opponent	Score	RPI	S	Opponent	Score		
								78	H	Drexel	73 59	115	H	UNC Greensboro	56 69		
								79	A	Wake Forest	50 106	159	H	George Mason	61 72		
												262	A	Winthrop	84 73		
												291	A	High Point	79 70		
												298	A	Presbyterian	54 58		
												315	H	N.C. Central	85 78		
												329	H	Western Caro.	73 62		
												342	A	Charleston So.	79 70		
												344	A	South Carolina St.	76 55		
LAST 10 Division I																	
				342	A	Charleston So.	79 70	78	H	Drexel	73 59						
				115	H	UNC Greensboro	56 69	329	H	Western Caro.	73 62						
				262	A	Winthrop	84 73	315	H	N.C. Central	85 78						
				298	A	Presbyterian	54 58	291	A	High Point	79 70						
				344	A	South Carolina St.	76 55	79	A	Wake Forest	50 106						

Non-Div I Games:	Coker	82	57
------------------	-------	----	----

Col. of Charleston

■ Loss, ■ Non-Conf, S Site, H Home A Away N Neutral

Average RPI Win:	244	WON-LOST	WINNING	LAST 10	STRENGTH OF	OPP. STRENGTH	TEAM	ADJ.	CONF.	ADJ CONF.
Average RPI Loss:	80	RECORD	PCT. RANK	GAMES	SCHEDULE	OF SCHEDULE	RPI	RPI	RPI	RPI
DIV. I ONLY	8- 4	85	6-4	242	109	97	97	14	14	
DIV. I NON-CONF.	8- 3	68	6-3	230	120	78	78	13	13	
TOTALS	RPI 1-25	RPI 26-50	W-L RECORDS	RPI 51-100	RPI 101-150	RPI 150+				
8- 4	0- 1	0- 0	OVERALL	1- 2	1- 0	6- 1				
5- 0	0- 0	0- 0	HOME	1- 0	0- 0	4- 0				
3- 4	0- 1	0- 0	AWAY	0- 2	1- 0	2- 1				
0- 0	0- 0	0- 0	NEUTRAL	0- 0	0- 0	0- 0				
8- 3	0- 1	0- 0	NON-CONFERENCE	1- 2	1- 0	6- 0				
5- 0	0- 0	0- 0	HOME	1- 0	0- 0	4- 0				
3- 3	0- 1	0- 0	AWAY	0- 2	1- 0	2- 0				
0- 0	0- 0	0- 0	NEUTRAL	0- 0	0- 0	0- 0				
0- 1	0- 0	0- 0	CONFERENCE	0- 0	0- 0	0- 1				
0- 0	0- 0	0- 0	HOME	0- 0	0- 0	0- 0				
0- 1	0- 0	0- 0	AWAY	0- 0	0- 0	0- 1				
0- 0	0- 0	0- 0	NEUTRAL	0- 0	0- 0	0- 0				

RPI 1-25				RPI 26-50				RPI 51-100 Team's RPI: 97				RPI 101+			
RPI	S	Opponent	Score	RPI	S	Opponent	Score	RPI	S	Opponent	Score	RPI	S	Opponent	Score
18	A	Northwestern	44 73					59	H	Yale	70 67	149	A	Cornell	62 58
								71	A	Saint Louis	51 61	156	A	American	61 63
								73	A	Alabama	52 72	255	H	Niagara	85 72
												267	H	Wagner	74 58
												275	H	UMass Lowell	73 51
												307	H	Siena	88 51
												312	A	NJIT	79 52
												330	A	Canisius	90 69
LAST 10 Division I															
73	A	Alabama	52 72	156	A	American	61 63								
307	H	Siena	88 51	267	H	Wagner	74 58								
255	H	Niagara	85 72	330	A	Canisius	90 69								
18	A	Northwestern	44 73	59	H	Yale	70 67								
71	A	Saint Louis	51 61	149	A	Cornell	62 58								

Non-Div I Games:

Colgate

Average RPI Win:	200	WON-LOST	WINNING	LAST 10	STRENGTH OF	OPP. STRENGTH	TEAM	ADJ.	CONF.	ADJ CONF.
Average RPI Loss:	14	RECORD	PCT. RANK	GAMES	SCHEDULE	OF SCHEDULE	RPI	RPI	RPI	RPI
DIV. I ONLY	12- 1	11	9-1	185	107	34	34	1	1	
DIV. I NON-CONF.	11- 0	1	8-0	271	127	40	40	1	1	
TOTALS	RPI 1-25	RPI 26-50	W-L RECORDS	RPI 51-100	RPI 101-150	RPI 150+				
12- 1	0- 1	0- 0	OVERALL	1- 0	2- 0	9- 0				
6- 0	0- 0	0- 0	HOME	1- 0	1- 0	4- 0				
5- 1	0- 1	0- 0	AWAY	0- 0	0- 0	5- 0				
1- 0	0- 0	0- 0	NEUTRAL	0- 0	1- 0	0- 0				
11- 0	0- 0	0- 0	NON-CONFERENCE	1- 0	2- 0	8- 0				
6- 0	0- 0	0- 0	HOME	1- 0	1- 0	4- 0				
4- 0	0- 0	0- 0	AWAY	0- 0	0- 0	4- 0				
1- 0	0- 0	0- 0	NEUTRAL	0- 0	1- 0	0- 0				
1- 1	0- 1	0- 0	CONFERENCE	0- 0	0- 0	1- 0				
0- 0	0- 0	0- 0	HOME	0- 0	0- 0	0- 0				
1- 1	0- 1	0- 0	AWAY	0- 0	0- 0	1- 0				
0- 0	0- 0	0- 0	NEUTRAL	0- 0	0- 0	0- 0				

RPI 1-25				RPI 26-50				Team's RPI: 34				RPI 51-100				RPI 101+			
RPI	S	Opponent	Score	RPI	S	Opponent	Score	RPI	S	Opponent	Score	RPI	S	Opponent	Score	RPI	S	Opponent	Score
14	A	Oregon	46 104									69	H	Texas Southern	74 50	105	H	Wisconsin	74 57
																120	N	UAB	77 69
																160	A	Tulane	62 52
																178	A	Utah	80 70
																187	A	Wyoming	66 56
																222	H	Jacksonville	66 44
																234	A	Colorado St.	79 75
																243	A	Xavier	62 53
																278	H	Indiana St.	59 46
																290	H	Denver	96 70
																312	H	NJIT	80 57
LAST 10 Division I																			
160	A	Tulane	62 52	14	A	Oregon	46 104	178	A	Utah	80 70	222	H	Jacksonville	66 44	234	A	Colorado St.	79 75
120	N	UAB	77 69	278	H	Indiana St.	59 46												
290	H	Denver	96 70																
243	A	Xavier	62 53																
69	H	Texas Southern	74 50																

Non-Div I Games:

Colorado

Colorado St.

Through Games Of Jan. 4, 2020

Average RPI Win:	258	WON-LOST	WINNING	LAST 10	STRENGTH OF	OPP. STRENGTH	TEAM	ADJ.	CONF.	ADJ CONF.
Average RPI Loss:	146	RECORD	PCT. RANK	GAMES	SCHEDULE	OF SCHEDULE	RPI	RPI	RPI	RPI
DIV. I ONLY	6- 7	190	5-5	238	272	234	234	22	22	
DIV. I NON-CONF.	4- 5	195	3-3	270	256	261	261	25	25	
TOTALS	RPI 1-25	RPI 26-50	W-L RECORDS	RPI 51-100	RPI 101-150	RPI 150+				
6- 7	0- 0	0- 1	OVERALL	0- 1	1- 2	5- 3				
4- 3	0- 0	0- 1	HOME	0- 1	0- 0	4- 1				
2- 4	0- 0	0- 0	AWAY	0- 0	1- 2	1- 2				
0- 0	0- 0	0- 0	NEUTRAL	0- 0	0- 0	0- 0				
4- 5	0- 0	0- 1	NON-CONFERENCE	0- 0	1- 2	3- 2				
3- 2	0- 0	0- 1	HOME	0- 0	0- 0	3- 1				
1- 3	0- 0	0- 0	AWAY	0- 0	1- 2	0- 1				
0- 0	0- 0	0- 0	NEUTRAL	0- 0	0- 0	0- 0				
2- 2	0- 0	0- 0	CONFERENCE	0- 1	0- 0	2- 1				
1- 1	0- 0	0- 0	HOME	0- 1	0- 0	1- 0				
1- 1	0- 0	0- 0	AWAY	0- 0	0- 0	1- 1				
0- 0	0- 0	0- 0	NEUTRAL	0- 0	0- 0	0- 0				

RPI S	Opponent	Score	RPI S	Opponent	Score	RPI S	Opponent	Score	RPI S	Opponent	Score	Team's RPI: 234
34	H Colorado	75 79	85	H Boise St.	69 72	104	A Tennessee	41 79	130	A Northern Colo.	75 58	
						134	A Idaho	54 61	158	H Northern Ill.	75 80	
						187	A Wyoming	56 49	212	A Tulsa	55 61	
						236	H UC Riverside	52 40	297	A San Diego St.	49 59	
						301	H Nevada	75 70	346	H Mississippi Val.	65 46	
						349	H Incarnate Word	75 47				
LAST 10 Division I												
212	A Tulsa	55 61	187	A Wyoming	56 49							
346	H Mississippi Val.	65 46	301	H Nevada	75 70							
104	A Tennessee	41 79	236	H UC Riverside	52 40							
85	H Boise St.	69 72	349	H Incarnate Word	75 47							
297	A San Diego St.	49 59	34	H Colorado	75 79							

Non-Div I Games: Western St. 56 47 Chadron St. 102 51

Colorado St.

Loss, Non-Conf, S Site, H Home A Away N Neutral

Average RPI Win: 231		WON-LOST	WINNING	LAST 10	STRENGTH OF	OPP. STRENGTH	TEAM	ADJ.	CONF.	ADJ CONF.
Average RPI Loss: 139		RECORD	PCT. RANK	GAMES	SCHEDULE	OF SCHEDULE	RPI	RPI	RPI	RPI
DIV. I ONLY		9- 4	75	8-2	288	193	146	146	9	9
DIV. I NON-CONF.		9- 4	84	8-2	293	199	151	151	9	9
TOTALS		RPI 1-25	RPI 26-50	W-L RECORDS	RPI 51-100	RPI 101-150	RPI 150+			
9- 4	0- 0		0- 0	OVERALL	0- 2	3- 1	6- 1			
6- 1	0- 0		0- 0	HOME	0- 0	2- 1	4- 0			
3- 3	0- 0		0- 0	AWAY	0- 2	1- 0	2- 1			
0- 0	0- 0		0- 0	NEUTRAL	0- 0	0- 0	0- 0			
9- 4	0- 0		0- 0	NON-CONFERENCE	0- 2	3- 1	6- 1			
6- 1	0- 0		0- 0	HOME	0- 0	2- 1	4- 0			
3- 3	0- 0		0- 0	AWAY	0- 2	1- 0	2- 1			
0- 0	0- 0		0- 0	NEUTRAL	0- 0	0- 0	0- 0			
0- 0	0- 0		0- 0	CONFERENCE	0- 0	0- 0	0- 0			
0- 0	0- 0		0- 0	HOME	0- 0	0- 0	0- 0			
0- 0	0- 0		0- 0	AWAY	0- 0	0- 0	0- 0			
0- 0	0- 0		0- 0	NEUTRAL	0- 0	0- 0	0- 0			

RPI 1-25				RPI 26-50				RPI 51-100				RPI 101+				Team's RPI: 146	
RPI	S	Opponent	Score	RPI	S	Opponent	Score	RPI	S	Opponent	Score	RPI	S	Opponent	Score		
								51	A	Vanderbilt	51 72	117	H	Saint Joseph's	57 71		
								62	A	Buffalo	75 82	129	H	Davidson	63 60		
												139	H	Fordham	70 51		
												150	A	Robert Morris	61 59		
												198	H	Georgetown	54 49		
												240	H	Milwaukee	74 46		
												268	A	Army West Point	71 62		
												311	H	Mercer	77 48		
												312	H	NJIT	99 43		
												324	A	Albany (NY)	78 82		
												332	A	Tennessee St.	75 65		
LAST 10 Division I																	
				51	A	Vanderbilt	51 72	311	H	Mercer	77 48						
				312	H	NJIT	99 43	332	A	Tennessee St.	75 65						
				129	H	Davidson	63 60	268	A	Army West Point	71 62						
				198	H	Georgetown	54 49	150	A	Robert Morris	61 59						
				240	H	Milwaukee	74 46	62	A	Buffalo	75 82						

Non-Div I Games:

Columbia

Loss, Non-Conf, S Site, H Home A Away N Neutral

Average RPI Win:	0	WON-LOST	WINNING	LAST 10	STRENGTH OF	OPP. STRENGTH	TEAM	ADJ.	CONF.	ADJ CONF.
Average RPI Loss:	182	RECORD	PCT. RANK	GAMES	SCHEDULE	OF SCHEDULE	RPI	RPI	RPI	RPI
DIV. I ONLY	0- 13	343	0-10	236	284	341	341	30	30	
DIV. I NON-CONF.	0- 12	338	0-9	185	253	332	332	30	30	
TOTALS	RPI 1-25	RPI 26-50	W-L RECORDS	RPI 51-100	RPI 101-150	RPI 150+				
0- 13	0- 0	0- 3	OVERALL	0- 1	0- 2	0- 7				
0- 3	0- 0	0- 0	HOME	0- 0	0- 0	0- 3				
0- 10	0- 0	0- 3	AWAY	0- 1	0- 2	0- 4				
0- 0	0- 0	0- 0	NEUTRAL	0- 0	0- 0	0- 0				
0- 12	0- 0	0- 3	NON-CONFERENCE	0- 1	0- 2	0- 6				
0- 2	0- 0	0- 0	HOME	0- 0	0- 0	0- 2				
0- 10	0- 0	0- 3	AWAY	0- 1	0- 2	0- 4				
0- 0	0- 0	0- 0	NEUTRAL	0- 0	0- 0	0- 0				
0- 1	0- 0	0- 0	CONFERENCE	0- 0	0- 0	0- 1				
0- 1	0- 0	0- 0	HOME	0- 0	0- 0	0- 1				
0- 0	0- 0	0- 0	AWAY	0- 0	0- 0	0- 0				
0- 0	0- 0	0- 0	NEUTRAL	0- 0	0- 0	0- 0				

RPI S	Opponent	Score	RPI S	Opponent	Score	RPI S	Opponent	Score	RPI S	Opponent	Score	Team's RPI: 341
			31 A	South Dakota	44 82	99 A	South Dakota St.	41 94	131 A	George Washington	35 54	
			35 A	West Virginia	47 82				137 A	Dayton	48 78	
			44 A	Rutgers	33 107				167 A	Cincinnati	40 86	
									193 A	La Salle	46 79	
									255 H	Niagara	67 82	
									300 A	UMBC	48 71	
									303 A	Marshall	47 60	
									333 H	Saint Peter's	57 82	
									344 H	South Carolina St.	60 71	
LAST 10 Division I												
			167 A	Cincinnati	40 86	344 H	South Carolina St.	60 71				
			255 H	Niagara	67 82	137 A	Dayton	48 78				
			31 A	South Dakota	44 82	193 A	La Salle	46 79				
			99 A	South Dakota St.	41 94	35 A	West Virginia	47 82				
			131 A	George Washington	35 54	303 A	Marshall	47 60				

Non-Div I Games:

Coppin St.

■ Loss,
 ■ Non-Conf,
 ■ S Site,
 ■ Home
 ■ A Away
 N Neutral

Average RPI Win:	271	WON-LOST	WINNING	LAST 10	STRENGTH OF	OPP. STRENGTH	TEAM	ADJ.	CONF.	ADJ CONF.
Average RPI Loss:	75	RECORD	PCT. RANK	GAMES	SCHEDULE	OF SCHEDULE	RPI	RPI	RPI	RPI
DIV. I ONLY	7- 5	125	6-4	194	201	149	149	9	9	
DIV. I NON-CONF.	7- 5	130	6-4	208	205	153	153	9	9	
TOTALS	RPI 1-25	RPI 26-50	W-L RECORDS	RPI 51-100	RPI 101-150	RPI 150+				
7- 5	0- 1	0- 1	OVERALL	0- 2	0- 1	7- 0				
3- 3	0- 0	0- 0	HOME	0- 2	0- 1	3- 0				
4- 2	0- 1	0- 1	AWAY	0- 0	0- 0	4- 0				
0- 0	0- 0	0- 0	NEUTRAL	0- 0	0- 0	0- 0				
7- 5	0- 1	0- 1	NON-CONFERENCE	0- 2	0- 1	7- 0				
3- 3	0- 0	0- 0	HOME	0- 2	0- 1	3- 0				
4- 2	0- 1	0- 1	AWAY	0- 0	0- 0	4- 0				
0- 0	0- 0	0- 0	NEUTRAL	0- 0	0- 0	0- 0				
0- 0	0- 0	0- 0	CONFERENCE	0- 0	0- 0	0- 0				
0- 0	0- 0	0- 0	HOME	0- 0	0- 0	0- 0				
0- 0	0- 0	0- 0	AWAY	0- 0	0- 0	0- 0				
0- 0	0- 0	0- 0	NEUTRAL	0- 0	0- 0	0- 0				

RPI 1-25				RPI 26-50				RPI 51-100				RPI 101+				Team's RPI: 149
RPI	S	Opponent	Score	RPI	S	Opponent	Score	RPI	S	Opponent	Score	RPI	S	Opponent	Score	
20	A	TCU	49 59	35	A	West Virginia	62 68	97	H	Colgate	58 62	126	H	Binghamton	56 59	
								98	H	Duquesne	62 72	223	H	ETSU	71 43	
												241	A	Delaware St.	77 51	
												255	H	Niagara	82 59	
												270	A	St. Bonaventure	70 42	
												275	A	UMass Lowell	70 56	
												312	H	NJIT	68 44	
												324	A	Albany (NY)	71 51	
LAST 10 Division I																
270	A	St. Bonaventure	70 42	223	H	ETSU	71 43									
98	H	Duquesne	62 72	35	A	West Virginia	62 68									
126	H	Binghamton	56 59	255	H	Niagara	82 59									
275	A	UMass Lowell	70 56	312	H	NJIT	68 44									
241	A	Delaware St.	77 51	97	H	Colgate	58 62									

Non-Div I Games:

Cornell

Creighton

Through Games Of Jan. 4, 2020

Average RPI Win:	121	WON-LOST	WINNING	LAST 10	STRENGTH OF	OPP. STRENGTH	TEAM	ADJ.	CONF.	ADJ CONF.
Average RPI Loss:	39	RECORD	PCT. RANK	GAMES	SCHEDULE	OF SCHEDULE	RPI	RPI	RPI	RPI
DIV. I ONLY	11- 3	46	8-2	20	48	13	13	6	6	
DIV. I NON-CONF.	8- 3	68	5-2	14	64	11	11	6	6	
TOTALS	RPI 1-25	RPI 26-50	W-L RECORDS	RPI 51-100	RPI 101-150	RPI 150+				
11- 3	0- 1	3- 1	OVERALL	4- 1	1- 0	3- 0				
5- 0	0- 0	2- 0	HOME	1- 0	1- 0	1- 0				
4- 3	0- 1	0- 1	AWAY	2- 1	0- 0	2- 0				
2- 0	0- 0	1- 0	NEUTRAL	1- 0	0- 0	0- 0				
8- 3	0- 1	2- 1	NON-CONFERENCE	3- 1	1- 0	2- 0				
4- 0	0- 0	1- 0	HOME	1- 0	1- 0	1- 0				
2- 3	0- 1	0- 1	AWAY	1- 1	0- 0	1- 0				
2- 0	0- 0	1- 0	NEUTRAL	1- 0	0- 0	0- 0				
3- 0	0- 0	1- 0	CONFERENCE	1- 0	0- 0	1- 0				
1- 0	0- 0	1- 0	HOME	0- 0	0- 0	0- 0				
2- 0	0- 0	0- 0	AWAY	1- 0	0- 0	1- 0				
0- 0	0- 0	0- 0	NEUTRAL	0- 0	0- 0	0- 0				

RPI S	Opponent	Score	RPI S	Opponent	Score	RPI S	Opponent	Score	RPI S	Opponent	Score
25	A Drake	53 63	31	A South Dakota	65 72	60	N Temple	69 59	127	H Wichita St.	56 46
			35	N West Virginia	82 75	61	A Arizona St.	55 70	198	A Georgetown	65 56
			38	H Marquette	72 62	66	A Villanova	58 42	284	A Omaha	67 54
			41	H UNI	57 54	68	A Nebraska	79 74	310	H North Dakota St.	70 59
						99	H South Dakota St.	61 48			
LAST 10 Division I											
198	A Georgetown	65 56	38	H Marquette	72 62						
61	A Arizona St.	55 70	66	A Villanova	58 42						
127	H Wichita St.	56 46	60	N Temple	69 59						
41	H UNI	57 54	35	N West Virginia	82 75						
31	A South Dakota	65 72	68	A Nebraska	79 74						

Non-Div I Games:

Creighton

Loss, Non-Conf, S Site, H Home A Away N Neutral

Average RPI Win:	272	WON-LOST	WINNING	LAST 10	STRENGTH OF	OPP. STRENGTH	TEAM	ADJ.	CONF.	ADJ CONF.
Average RPI Loss:	171	RECORD	PCT. RANK	GAMES	SCHEDULE	OF SCHEDULE	RPI	RPI	RPI	RPI
DIV. I ONLY	6- 7	190	3-7	237	279	204	204	9	9	
DIV. I NON-CONF.	6- 7	182	3-7	232	278	203	203	9	9	
TOTALS	RPI 1-25	RPI 26-50	W-L RECORDS	RPI 51-100	RPI 101-150	RPI 150+				
6- 7	0- 1	0- 0	OVERALL	0- 1	0- 1	6- 4				
4- 1	0- 0	0- 0	HOME	0- 0	0- 0	4- 1				
2- 6	0- 1	0- 0	AWAY	0- 1	0- 1	2- 3				
0- 0	0- 0	0- 0	NEUTRAL	0- 0	0- 0	0- 0				
6- 7	0- 1	0- 0	NON-CONFERENCE	0- 1	0- 1	6- 4				
4- 1	0- 0	0- 0	HOME	0- 0	0- 0	4- 1				
2- 6	0- 1	0- 0	AWAY	0- 1	0- 1	2- 3				
0- 0	0- 0	0- 0	NEUTRAL	0- 0	0- 0	0- 0				
0- 0	0- 0	0- 0	CONFERENCE	0- 0	0- 0	0- 0				
0- 0	0- 0	0- 0	HOME	0- 0	0- 0	0- 0				
0- 0	0- 0	0- 0	AWAY	0- 0	0- 0	0- 0				
0- 0	0- 0	0- 0	NEUTRAL	0- 0	0- 0	0- 0				

RPI 1-25				RPI 26-50				RPI 51-100				RPI 101+				Team's RPI: 204
RPI	S	Opponent	Score	RPI	S	Opponent	Score	RPI	S	Opponent	Score	RPI	S	Opponent	Score	
18	A	Northwestern	37 79					62	A	Buffalo	49 73	119	A	Loyola Chicago	40 61	
												197	H	Merrimack	57 52	
												225	A	Boston U.	56 74	
												235	A	Manhattan	58 70	
												256	A	Loyola Maryland	56 72	
												266	A	Fairfield	52 51	
												275	A	UMass Lowell	62 51	
												277	H	Maine	57 41	
												279	H	Texas St.	51 61	
												304	H	Vermont	72 55	
												314	H	New Hampshire	66 47	
LAST 10 Division I																
225	A	Boston U.	56 74	256	A	Loyola Maryland	56 72									
314	H	New Hampshire	66 47	62	A	Buffalo	49 73									
279	H	Texas St.	51 61	18	A	Northwestern	37 79									
275	A	UMass Lowell	62 51	119	A	Loyola Chicago	40 61									
277	H	Maine	57 41	235	A	Manhattan	58 70									

Non-Div I Games:

Dartmouth

■ Loss,
■ Non-Conf,
■ S Site,
■ H Home
■ A Away
N Neutral

Davidson

Through Games Of Jan. 4, 2020

Average RPI Win:	229	WON-LOST	WINNING	LAST 10	STRENGTH OF	OPP. STRENGTH	TEAM	ADJ.	CONF.	ADJ CONF.
Average RPI Loss:	83	RECORD	PCT. RANK	GAMES	SCHEDULE	OF SCHEDULE	RPI	RPI	RPI	RPI
DIV. I ONLY	7- 6	150	5-5	225	56	129	129	12	12	
DIV. I NON-CONF.	6- 6	163	4-5	243	66	156	156	12	12	
TOTALS	RPI 1-25	RPI 26-50	W-L RECORDS	RPI 51-100	RPI 101-150	RPI 150+				
7- 6	0- 1	0- 2	OVERALL	1- 1	0- 1	6- 1				
2- 1	0- 0	0- 1	HOME	0- 0	0- 0	2- 0				
4- 5	0- 1	0- 1	AWAY	1- 1	0- 1	3- 1				
1- 0	0- 0	0- 0	NEUTRAL	0- 0	0- 0	1- 0				
6- 6	0- 1	0- 2	NON-CONFERENCE	0- 1	0- 1	6- 1				
2- 1	0- 0	0- 1	HOME	0- 0	0- 0	2- 0				
3- 5	0- 1	0- 1	AWAY	0- 1	0- 1	3- 1				
1- 0	0- 0	0- 0	NEUTRAL	0- 0	0- 0	1- 0				
1- 0	0- 0	0- 0	CONFERENCE	1- 0	0- 0	0- 0				
0- 0	0- 0	0- 0	HOME	0- 0	0- 0	0- 0				
1- 0	0- 0	0- 0	AWAY	1- 0	0- 0	0- 0				
0- 0	0- 0	0- 0	NEUTRAL	0- 0	0- 0	0- 0				

RPI S	Opponent	Score	RPI S	Opponent	Score	RPI S	Opponent	Score	RPI S	Opponent	Score	Team's RPI: 129
22	A Virginia Tech	68 88	39	A Duke	52 82	71	A Saint Louis	65 58	146	A Columbia	60 63	
			48	H Charlotte	64 75	78	A Drexel	63 74	162	A Florida	50 55	
									198	H Georgetown	66 52	
									223	A ETSU	75 60	
									244	A UMKC	74 64	
									249	N UC Irvine	78 72	
									291	A High Point	73 63	
									329	H Western Caro.	101 51	
LAST 10 Division I												
48	H Charlotte	64 75	71	A Saint Louis	65 58							
146	A Columbia	60 63	162	A Florida	50 55							
291	A High Point	73 63	22	A Virginia Tech	68 88							
223	A ETSU	75 60	329	H Western Caro.	101 51							
39	A Duke	52 82	244	A UMKC	74 64							

Non-Div I Games: Newberry 75 46

Davidson

■ Loss,
 ■ Non-Conf, S Site,
 ■ Home
 ■ Away
 N Neutral

Average RPI Win: 249	WON-LOST	WINNING	LAST 10	STRENGTH OF	OPP. STRENGTH	TEAM	ADJ.	CONF.	ADJ CONF.
Average RPI Loss: 43	RECORD	PCT. RANK	GAMES	SCHEDULE	OF SCHEDULE	RPI	RPI	RPI	RPI
DIV. I ONLY	8- 7	166	5-5	162	37	137	137	12	12
DIV. I NON-CONF.	7- 7	163	4-5	150	36	142	142	12	12
TOTALS	RPI 1-25	RPI 26-50	W-L RECORDS	RPI 51-100	RPI 101-150	RPI 150+			
8- 7	0- 3	0- 1	OVERALL	0- 2	0- 1	8- 0			
3- 2	0- 2	0- 0	HOME	0- 0	0- 0	3- 0			
3- 2	0- 0	0- 1	AWAY	0- 1	0- 0	3- 0			
2- 3	0- 1	0- 0	NEUTRAL	0- 1	0- 1	2- 0			
7- 7	0- 3	0- 1	NON-CONFERENCE	0- 2	0- 1	7- 0			
3- 2	0- 2	0- 0	HOME	0- 0	0- 0	3- 0			
2- 2	0- 0	0- 1	AWAY	0- 1	0- 0	2- 0			
2- 3	0- 1	0- 0	NEUTRAL	0- 1	0- 1	2- 0			
1- 0	0- 0	0- 0	CONFERENCE	0- 0	0- 0	1- 0			
0- 0	0- 0	0- 0	HOME	0- 0	0- 0	0- 0			
1- 0	0- 0	0- 0	AWAY	0- 0	0- 0	1- 0			
0- 0	0- 0	0- 0	NEUTRAL	0- 0	0- 0	0- 0			

RPI	S	Opponent	Score	RPI	S	Opponent	Score	RPI	S	Opponent	Score	RPI	S	Opponent	Score	Team's RPI: 137
1	H	UConn	37 75	42	A	Central Mich.	80 81	62	A	Buffalo	59 67	107	N	Auburn	74 76	
4	H	South Carolina	49 75					79	N	Wake Forest	59 78	191	A	Northeastern	71 60	
8	N	Gonzaga	65 76									193	A	La Salle	98 58	
												194	A	Toledo	60 42	
												230	N	East Carolina	94 68	
												274	H	Morehead St.	58 41	
												277	N	Maine	78 49	
												289	H	Lipscomb	82 60	
												341	H	Coppin St.	78 48	
LAST 10 Division I																
230	N	East Carolina	94 68	193	A	La Salle	98 58									
79	N	Wake Forest	59 78	341	H	Coppin St.	78 48									
62	A	Buffalo	59 67	107	N	Auburn	74 76									
274	H	Morehead St.	58 41	8	N	Gonzaga	65 76									
277	N	Maine	78 49	1	H	UConn	37 75									

Non-Div I Games:

Dayton

■ Loss,
 ■ Non-Conf,
 ■ S Site,
 ■ H Home
 ■ A Away
 N Neutral

Average RPI Win:	128	WON-LOST	WINNING	LAST 10	STRENGTH OF	OPP. STRENGTH	TEAM	ADJ.	CONF.	ADJ CONF.
Average RPI Loss:	4	RECORD	PCT. RANK	GAMES	SCHEDULE	OF SCHEDULE	RPI	RPI	RPI	RPI
DIV. I ONLY	12- 2	24	9-1	27	11	11	11	6	6	
DIV. I NON-CONF.	10- 2	31	7-1	38	8	12	12	6	6	
TOTALS	RPI 1-25	RPI 26-50	W-L RECORDS	RPI 51-100	RPI 101-150	RPI 150+				
12- 2	1- 2	2- 0	OVERALL	2- 0	3- 0	4- 0				
7- 1	0- 1	2- 0	HOME	1- 0	0- 0	4- 0				
5- 1	1- 1	0- 0	AWAY	1- 0	3- 0	0- 0				
0- 0	0- 0	0- 0	NEUTRAL	0- 0	0- 0	0- 0				
10- 2	1- 2	1- 0	NON-CONFERENCE	2- 0	2- 0	4- 0				
6- 1	0- 1	1- 0	HOME	1- 0	0- 0	4- 0				
4- 1	1- 1	0- 0	AWAY	1- 0	2- 0	0- 0				
0- 0	0- 0	0- 0	NEUTRAL	0- 0	0- 0	0- 0				
2- 0	0- 0	1- 0	CONFERENCE	0- 0	1- 0	0- 0				
1- 0	0- 0	1- 0	HOME	0- 0	0- 0	0- 0				
1- 0	0- 0	0- 0	AWAY	0- 0	1- 0	0- 0				
0- 0	0- 0	0- 0	NEUTRAL	0- 0	0- 0	0- 0				

RPI	S	Opponent	Score	RPI	S	Opponent	Score	RPI	S	Opponent	Score	RPI	S	Opponent	Score
1	H	UConn	74 84	27	H	Miami (FL)	89 83	78	H	Drexel	81 57	114	A	Providence	80 67
6	A	Oregon St.	77 98	38	H	Marquette	89 71	92	A	Notre Dame	105 94	119	A	Loyola Chicago	83 76
18	A	Northwestern	70 68									145	A	Green Bay	76 65
												152	H	Miami (OH)	98 79
												202	H	Arkansas St.	109 64
												240	H	Milwaukee	94 65
												306	H	Alabama St.	105 76
LAST 10 Division I															
119	A	Loyola Chicago	83 76	114	A	Providence	80 67								
1	H	UConn	74 84	38	H	Marquette	89 71								
306	H	Alabama St.	105 76	18	A	Northwestern	70 68								
92	A	Notre Dame	105 94	240	H	Milwaukee	94 65								
145	A	Green Bay	76 65	27	H	Miami (FL)	89 83								

Non-Div I Games:

DePaul

Delaware

Through Games Of Jan. 4, 2020

Average RPI Win:	155	WON-LOST	WINNING	LAST 10	STRENGTH OF	OPP. STRENGTH	TEAM	ADJ.	CONF.	ADJ CONF.
Average RPI Loss:	154	RECORD	PCT. RANK	GAMES	SCHEDULE	OF SCHEDULE	RPI	RPI	RPI	RPI
DIV. I ONLY	4- 8	244	4-6	177	98	208	208	15	15	
DIV. I NON-CONF.	4- 7	225	4-5	140	105	183	183	15	15	
TOTALS	RPI 1-25	RPI 26-50	W-L RECORDS	RPI 51-100	RPI 101-150	RPI 150+				
4- 8	0- 0	0- 3	OVERALL	1- 0	1- 1	2- 4				
1- 3	0- 0	0- 0	HOME	0- 0	0- 1	1- 2				
2- 5	0- 0	0- 3	AWAY	0- 0	1- 0	1- 2				
1- 0	0- 0	0- 0	NEUTRAL	1- 0	0- 0	0- 0				
4- 7	0- 0	0- 3	NON-CONFERENCE	1- 0	1- 1	2- 3				
1- 3	0- 0	0- 0	HOME	0- 0	0- 1	1- 2				
2- 4	0- 0	0- 3	AWAY	0- 0	1- 0	1- 1				
1- 0	0- 0	0- 0	NEUTRAL	1- 0	0- 0	0- 0				
0- 1	0- 0	0- 0	CONFERENCE	0- 0	0- 0	0- 1				
0- 0	0- 0	0- 0	HOME	0- 0	0- 0	0- 0				
0- 1	0- 0	0- 0	AWAY	0- 0	0- 0	0- 1				
0- 0	0- 0	0- 0	NEUTRAL	0- 0	0- 0	0- 0				

RPI S	Opponent	Score	RPI S	Opponent	Score	RPI S	Opponent	Score	RPI S	Opponent	Score	Team's RPI: 208
29	A Maryland	55 99	47	A UCF	49 75	48	A Charlotte	57 61	93	N Santa Clara	81 80	
131	H George Washington	49 63	150	A Robert Morris	73 62	159	H George Mason	63 44	203	A Gardner-Webb	65 67	
218	A Cal St. Fullerton	72 55	241	H Delaware St.	64 67	258	A UNCW	65 71	277	H Maine	56 69	
LAST 10 Division I												
48	A Charlotte	57 61	258	A UNCW	65 71	159	H George Mason	63 44	218	A Cal St. Fullerton	72 55	
203	A Gardner-Webb	65 67	47	A UCF	49 75	29	A Maryland	55 99				
150	A Robert Morris	73 62										
131	H George Washington	49 63										
93	N Santa Clara	81 80										

Non-Div I Games:

Delaware

Loss, Non-Conf, S Site, H Home A Away N Neutral

Average RPI Win:	281	WON-LOST	WINNING	LAST 10	STRENGTH OF	OPP. STRENGTH	TEAM	ADJ.	CONF.	ADJ CONF.
Average RPI Loss:	130	RECORD	PCT. RANK	GAMES	SCHEDULE	OF SCHEDULE	RPI	RPI	RPI	RPI
DIV. I ONLY	3- 9	282	2-8	46	342	241	241	30	30	
DIV. I NON-CONF.	2- 9	304	1-8	24	345	236	236	30	30	
TOTALS	RPI 1-25	RPI 26-50	W-L RECORDS	RPI 51-100	RPI 101-150	RPI 150+				
3- 9	0- 0	0- 1	OVERALL	0- 1	0- 5	3- 2				
2- 6	0- 0	0- 0	HOME	0- 1	0- 4	2- 1				
1- 3	0- 0	0- 1	AWAY	0- 0	0- 1	1- 1				
0- 0	0- 0	0- 0	NEUTRAL	0- 0	0- 0	0- 0				
2- 9	0- 0	0- 1	NON-CONFERENCE	0- 1	0- 5	2- 2				
1- 6	0- 0	0- 0	HOME	0- 1	0- 4	1- 1				
1- 3	0- 0	0- 1	AWAY	0- 0	0- 1	1- 1				
0- 0	0- 0	0- 0	NEUTRAL	0- 0	0- 0	0- 0				
1- 0	0- 0	0- 0	CONFERENCE	0- 0	0- 0	1- 0				
1- 0	0- 0	0- 0	HOME	0- 0	0- 0	1- 0				
0- 0	0- 0	0- 0	AWAY	0- 0	0- 0	0- 0				
0- 0	0- 0	0- 0	NEUTRAL	0- 0	0- 0	0- 0				

RPI S	Opponent	Score	RPI S	Opponent	Score	RPI S	Opponent	Score	RPI S	Opponent	Score	Team's RPI: 241
28	A James Madison	64 83	95	H Lehigh	38 68	102	A Boston College	69 109	126	H Binghamton	66 75	
						136	H William & Mary	52 73	141	H Rider	69 71	
						149	H Cornell	51 77	170	H Cleveland St.	49 57	
						208	A Delaware	67 64	226	A Longwood	62 78	
						302	H Morgan St.	69 61	333	H Saint Peter's	89 66	
LAST 10 Division I												
102	A Boston College	69 109	302	H Morgan St.	69 61							
28	A James Madison	64 83	141	H Rider	69 71							
226	A Longwood	62 78	136	H William & Mary	52 73							
333	H Saint Peter's	89 66	149	H Cornell	51 77							
170	H Cleveland St.	49 57	126	H Binghamton	66 75							

Non-Div I Games: Post 67 41 Georgian Court 69 48

Delaware St.

Denver

Through Games Of Jan. 4, 2020

Average RPI Win: 228	WON-LOST	WINNING	LAST 10	STRENGTH OF	OPP. STRENGTH	TEAM	ADJ.	CONF.	ADJ CONF.
Average RPI Loss: 181	RECORD	PCT. RANK	GAMES	SCHEDULE	OF SCHEDULE	RPI	RPI	RPI	RPI
DIV. I ONLY	6- 8	208	4-6	270	230	290	290	17	17
DIV. I NON-CONF.	5- 7	205	3-5	259	224	293	293	17	17
TOTALS	RPI 1-25	RPI 26-50	W-L RECORDS	RPI 51-100	RPI 101-150	RPI 150+			
6- 8	0- 0	0- 1	OVERALL	0- 0	1- 1	5- 6			
6- 3	0- 0	0- 0	HOME	0- 0	1- 1	5- 2			
0- 3	0- 0	0- 1	AWAY	0- 0	0- 0	0- 2			
0- 2	0- 0	0- 0	NEUTRAL	0- 0	0- 0	0- 2			
5- 7	0- 0	0- 1	NON-CONFERENCE	0- 0	1- 0	4- 6			
5- 2	0- 0	0- 0	HOME	0- 0	1- 0	4- 2			
0- 3	0- 0	0- 1	AWAY	0- 0	0- 0	0- 2			
0- 2	0- 0	0- 0	NEUTRAL	0- 0	0- 0	0- 2			
1- 1	0- 0	0- 0	CONFERENCE	0- 0	0- 1	1- 0			
1- 1	0- 0	0- 0	HOME	0- 0	0- 1	1- 0			
0- 0	0- 0	0- 0	AWAY	0- 0	0- 0	0- 0			
0- 0	0- 0	0- 0	NEUTRAL	0- 0	0- 0	0- 0			

RPI S	Opponent	Score	RPI S	Opponent	Score	RPI S	Opponent	Score	RPI S	Opponent	Score	Team's RPI: 290
			34 A	Colorado	70 96				121 H	North Dakota	82 90	
									130 H	Northern Colo.	74 55	
									154 N	Western Mich.	70 79	
									163 H	Southern Utah	81 73	
									165 N	Akron	72 88	
									182 A	Lamar University	59 71	
									187 H	Wyoming	71 57	
									242 H	Alabama A&M	83 86	
									244 A	UMKC	79 83	
									249 H	UC Irvine	83 75	
									308 H	New Mexico St.	75 78	
									310 H	North Dakota St.	91 82	
									326 H	Cal Poly	96 66	
LAST 10 Division I												
			154 N	Western Mich.	70 79				121 H	North Dakota	82 90	
			165 N	Akron	72 88				310 H	North Dakota St.	91 82	
			163 H	Southern Utah	81 73				130 H	Northern Colo.	74 55	
			34 A	Colorado	70 96				242 H	Alabama A&M	83 86	
			182 A	Lamar University	59 71				249 H	UC Irvine	83 75	

Non-Div I Games: Colo. Christian 89 49

Denver

Loss, Non-Conf, S Site, H Home A Away N Neutral

Detroit Mercy

Through Games Of Jan. 4, 2020

Average RPI Win: 328	WON-LOST	WINNING	LAST 10	STRENGTH OF	OPP. STRENGTH	TEAM	ADJ.	CONF.	ADJ CONF.
Average RPI Loss: 166	RECORD	PCT. RANK	GAMES	SCHEDULE	OF SCHEDULE	RPI	RPI	RPI	RPI
DIV. I ONLY	1- 13	340	1-9	203	261	319	319	18	18
DIV. I NON-CONF.	0- 11	338	0-7	126	252	319	319	18	18
TOTALS	RPI 1-25	RPI 26-50	W-L RECORDS	RPI 51-100	RPI 101-150	RPI 150+			
1- 13	0- 0	0- 0	OVERALL	0- 2	0- 1	1- 10			
0- 6	0- 0	0- 0	HOME	0- 0	0- 1	0- 5			
1- 5	0- 0	0- 0	AWAY	0- 2	0- 0	1- 3			
0- 2	0- 0	0- 0	NEUTRAL	0- 0	0- 0	0- 2			
0- 11	0- 0	0- 0	NON-CONFERENCE	0- 1	0- 1	0- 9			
0- 5	0- 0	0- 0	HOME	0- 0	0- 1	0- 4			
0- 4	0- 0	0- 0	AWAY	0- 1	0- 0	0- 3			
0- 2	0- 0	0- 0	NEUTRAL	0- 0	0- 0	0- 2			
1- 2	0- 0	0- 0	CONFERENCE	0- 1	0- 0	1- 1			
0- 1	0- 0	0- 0	HOME	0- 0	0- 0	0- 1			
1- 1	0- 0	0- 0	AWAY	0- 1	0- 0	1- 0			
0- 0	0- 0	0- 0	NEUTRAL	0- 0	0- 0	0- 0			

RPI 1-25				RPI 26-50				RPI 51-100				RPI 101+				Team's RPI: 319	
RPI	S	Opponent	Score	RPI	S	Opponent	Score	RPI	S	Opponent	Score	RPI	S	Opponent	Score		
								70	A	IUPUI	45	82	119	H	Loyola Chicago	60	89
								88	A	Michigan St.	52	110	151	A	Butler	60	82
													154	A	Western Mich.	67	82
													159	A	George Mason	62	75
													161	H	Valparaiso	58	77
													165	H	Akron	60	81
													183	N	Tennessee Tech	47	69
													186	H	Eastern Mich.	70	84
													194	H	Toledo	64	82
													227	N	Sacred Heart	60	66
													296	H	Oakland	57	71
													328	A	UIC	70	62
LAST 10 Division I																	
296	H	Oakland	57	71	70	A	IUPUI	45	82								
186	H	Eastern Mich.	70	84	328	A	UIC	70	62								
194	H	Toledo	64	82	227	N	Sacred Heart	60	66								
161	H	Valparaiso	58	77	165	H	Akron	60	81								
183	N	Tennessee Tech	47	69	154	A	Western Mich.	67	82								

Non-Div I Games:

Detroit Mercy

Loss, Non-Conf, S Site, H Home A Away N Neutral

Drake

Through Games Of Jan. 4, 2020

Average RPI Win:	124	WON-LOST	WINNING	LAST 10	STRENGTH OF	OPP. STRENGTH	TEAM	ADJ.	CONF.	ADJ CONF.
Average RPI Loss:	30	RECORD	PCT. RANK	GAMES	SCHEDULE	OF SCHEDULE	RPI	RPI	RPI	RPI
DIV. I ONLY	8- 4	85	6-4	26	7	25	25	7	7	
DIV. I NON-CONF.	7- 4	100	5-4	30	7	30	30	7	7	
TOTALS	RPI 1-25	RPI 26-50	W-L RECORDS	RPI 51-100	RPI 101-150	RPI 150+				
8- 4	1- 2	1- 1	OVERALL	2- 1	1- 0	3- 0				
5- 0	1- 0	1- 0	HOME	2- 0	0- 0	1- 0				
1- 3	0- 1	0- 1	AWAY	0- 1	0- 0	1- 0				
2- 1	0- 1	0- 0	NEUTRAL	0- 0	1- 0	1- 0				
7- 4	1- 2	0- 1	NON-CONFERENCE	2- 1	1- 0	3- 0				
4- 0	1- 0	0- 0	HOME	2- 0	0- 0	1- 0				
1- 3	0- 1	0- 1	AWAY	0- 1	0- 0	1- 0				
2- 1	0- 1	0- 0	NEUTRAL	0- 0	1- 0	1- 0				
1- 0	0- 0	1- 0	CONFERENCE	0- 0	0- 0	0- 0				
1- 0	0- 0	1- 0	HOME	0- 0	0- 0	0- 0				
0- 0	0- 0	0- 0	AWAY	0- 0	0- 0	0- 0				
0- 0	0- 0	0- 0	NEUTRAL	0- 0	0- 0	0- 0				

RPI 1-25				RPI 26-50				RPI 51-100				RPI 101+			
RPI	S	Opponent	Score	RPI	S	Opponent	Score	RPI	S	Opponent	Score	RPI	S	Opponent	Score
13	H	Creighton	63 53	31	A	South Dakota	94 102	55	A	Oklahoma	84 93	107	N	Auburn	83 82
16	A	Iowa	67 79	41	H	UNI	104 87	72	H	Iowa St.	86 81	158	A	Northern Ill.	73 49
19	N	Purdue	47 67					99	H	South Dakota St.	74 67	224	H	Western Ill.	94 75
												277	N	Maine	94 62
LAST 10 Division I															
16	A	Iowa	67 79	41	H	UNI	104 87	158	A	Northern Ill.	73 49	13	H	Creighton	63 53
55	A	Oklahoma	84 93	224	H	Western Ill.	94 75	31	A	South Dakota	94 102				
107	N	Auburn	83 82												
277	N	Maine	94 62												
19	N	Purdue	47 67												

Non-Div I Games: Waldorf 103 18

Drake

Loss, Non-Conf, S Site, H Home A Away N Neutral

Average RPI Win:	159	WON-LOST	WINNING	LAST 10	STRENGTH OF	OPP. STRENGTH	TEAM	ADJ.	CONF.	ADJ CONF.
Average RPI Loss:	97	RECORD	PCT. RANK	GAMES	SCHEDULE	OF SCHEDULE	RPI	RPI	RPI	RPI
DIV. I ONLY	7- 6	150	5-5	36	192	78	78	15	15	
DIV. I NON-CONF.	7- 5	130	5-4	39	159	70	70	15	15	
TOTALS	RPI 1-25	RPI 26-50	W-L RECORDS	RPI 51-100	RPI 101-150	RPI 150+				
7- 6	0- 1	0- 0	OVERALL	1- 4	3- 0	3- 1				
5- 1	0- 0	0- 0	HOME	1- 1	2- 0	2- 0				
2- 4	0- 1	0- 0	AWAY	0- 2	1- 0	1- 1				
0- 1	0- 0	0- 0	NEUTRAL	0- 1	0- 0	0- 0				
7- 5	0- 1	0- 0	NON-CONFERENCE	1- 4	3- 0	3- 0				
5- 1	0- 0	0- 0	HOME	1- 1	2- 0	2- 0				
2- 3	0- 1	0- 0	AWAY	0- 2	1- 0	1- 0				
0- 1	0- 0	0- 0	NEUTRAL	0- 1	0- 0	0- 0				
0- 1	0- 0	0- 0	CONFERENCE	0- 0	0- 0	0- 1				
0- 0	0- 0	0- 0	HOME	0- 0	0- 0	0- 0				
0- 1	0- 0	0- 0	AWAY	0- 0	0- 0	0- 1				
0- 0	0- 0	0- 0	NEUTRAL	0- 0	0- 0	0- 0				

RPI 1-25				RPI 26-50				RPI 51-100 Team's RPI: 78				RPI 101+			
RPI	S	Opponent	Score	RPI	S	Opponent	Score	RPI	S	Opponent	Score	RPI	S	Opponent	Score
11	A	DePaul	57 81					62	N	Buffalo	59 63	103	H	Richmond	58 52
								66	H	Villanova	54 52	117	A	Saint Joseph's	62 52
								82	A	Bucknell	49 60	129	H	Davidson	74 63
								85	A	Penn	49 53	193	H	La Salle	69 31
								96	H	Pacific	51 58	229	A	Quinnipiac	66 62
												246	A	Col. of Charleston	59 73
												277	H	Maine	70 57
LAST 10 Division I															
85	A	Penn	49 53	246	A	Col. of Charleston	59 73								
193	H	La Salle	69 31	277	H	Maine	70 57								
82	A	Bucknell	49 60	62	N	Buffalo	59 63								
66	H	Villanova	54 52	103	H	Richmond	58 52								
117	A	Saint Joseph's	62 52	96	H	Pacific	51 58								

Non-Div I Games:

Drexel

Average RPI Win:	167	WON-LOST	WINNING	LAST 10	STRENGTH OF	OPP. STRENGTH	TEAM	ADJ.	CONF.	ADJ CONF.
Average RPI Loss:	35	RECORD	PCT. RANK	GAMES	SCHEDULE	OF SCHEDULE	RPI	RPI	RPI	RPI
DIV. I ONLY	7- 6	150	5-5	2	166	39	39	3	3	
DIV. I NON-CONF.	6- 5	151	4-4	2	207	22	22	2	2	
TOTALS	RPI 1-25	RPI 26-50	W-L RECORDS	RPI 51-100	RPI 101-150	RPI 150+				
7- 6	0- 3	0- 1	OVERALL	2- 2	2- 0	3- 0				
6- 2	0- 1	0- 0	HOME	2- 1	2- 0	2- 0				
1- 4	0- 2	0- 1	AWAY	0- 1	0- 0	1- 0				
0- 0	0- 0	0- 0	NEUTRAL	0- 0	0- 0	0- 0				
6- 5	0- 3	0- 1	NON-CONFERENCE	2- 1	1- 0	3- 0				
5- 1	0- 1	0- 0	HOME	2- 0	1- 0	2- 0				
1- 4	0- 2	0- 1	AWAY	0- 1	0- 0	1- 0				
0- 0	0- 0	0- 0	NEUTRAL	0- 0	0- 0	0- 0				
1- 1	0- 0	0- 0	CONFERENCE	0- 1	1- 0	0- 0				
1- 1	0- 0	0- 0	HOME	0- 1	1- 0	0- 0				
0- 0	0- 0	0- 0	AWAY	0- 0	0- 0	0- 0				
0- 0	0- 0	0- 0	NEUTRAL	0- 0	0- 0	0- 0				

RPI 1-25				RPI 26-50				Team's RPI: 39				RPI 51-100				RPI 101+			
RPI	S	Opponent	Score	RPI	S	Opponent	Score	RPI	S	Opponent	Score	RPI	S	Opponent	Score	RPI	S	Opponent	Score
4	A	South Carolina	46 89	36	A	FGCU	56 78	54	H	Troy	99 85	102	H	Boston College	85 73				
7	A	Texas A&M	58 79					68	A	Nebraska	79 83	129	H	Davidson	82 52				
18	H	Northwestern	42 63					79	H	Wake Forest	58 60	238	A	UNLV	57 45				
								85	H	Penn	66 50	269	H	Idaho St.	85 66				
												291	H	High Point	93 57				
LAST 10 Division I																			
4	A	South Carolina	46 89	79	H	Wake Forest	58 60												
102	H	Boston College	85 73	36	A	FGCU	56 78												
68	A	Nebraska	79 83	54	H	Troy	99 85												
85	H	Penn	66 50	269	H	Idaho St.	85 66												
129	H	Davidson	82 52	18	H	Northwestern	42 63												

Non-Div I Games:

Duke

Average RPI Win:	221	WON-LOST	WINNING	LAST 10	STRENGTH OF	OPP. STRENGTH	TEAM	ADJ.	CONF.	ADJ CONF.
Average RPI Loss:	80	RECORD	PCT. RANK	GAMES	SCHEDULE	OF SCHEDULE	RPI	RPI	RPI	RPI
DIV. I ONLY	10- 4	68	8-2	221	115	98	98	12	12	
DIV. I NON-CONF.	10- 3	60	8-1	258	104	82	82	12	12	
TOTALS	RPI 1-25	RPI 26-50	W-L RECORDS	RPI 51-100	RPI 101-150	RPI 150+				
10- 4	0- 0	0- 1	OVERALL	0- 2	1- 1	9- 0				
4- 2	0- 0	0- 0	HOME	0- 1	0- 1	4- 0				
6- 2	0- 0	0- 1	AWAY	0- 1	1- 0	5- 0				
0- 0	0- 0	0- 0	NEUTRAL	0- 0	0- 0	0- 0				
10- 3	0- 0	0- 1	NON-CONFERENCE	0- 2	1- 0	9- 0				
4- 1	0- 0	0- 0	HOME	0- 1	0- 0	4- 0				
6- 2	0- 0	0- 1	AWAY	0- 1	1- 0	5- 0				
0- 0	0- 0	0- 0	NEUTRAL	0- 0	0- 0	0- 0				
0- 1	0- 0	0- 0	CONFERENCE	0- 0	0- 1	0- 0				
0- 1	0- 0	0- 0	HOME	0- 0	0- 1	0- 0				
0- 0	0- 0	0- 0	AWAY	0- 0	0- 0	0- 0				
0- 0	0- 0	0- 0	NEUTRAL	0- 0	0- 0	0- 0				

RPI S	Opponent	Score	RPI S	Opponent	Score	RPI S	Opponent	Score	RPI S	Opponent	Score
			30 A	Oklahoma St.	41 84	60 A	Temple	72 85	142 H	Massachusetts	77 81
						87 H	Kent St.	75 77	149 A	Cornell	72 62
									165 A	Akron	88 63
									168 A	Iona	76 74
									194 H	Toledo	79 74
									196 H	Saint Francis (PA)	72 69
									228 H	Kennesaw St.	75 72
									235 A	Manhattan	76 65
									252 A	Lafayette	73 65
									287 A	Pittsburgh	81 62
									340 H	Central Conn. St.	72 33
LAST 10 Division I											
			228 H	Kennesaw St.	75 72	142 H	Massachusetts	77 81			
			196 H	Saint Francis (PA)	72 69	30 A	Oklahoma St.	41 84			
			149 A	Cornell	72 62	340 H	Central Conn. St.	72 33			
			194 H	Toledo	79 74	287 A	Pittsburgh	81 62			
			165 A	Akron	88 63	252 A	Lafayette	73 65			

Non-Div I Games:

Duquesne

■ Loss,
 ■ Non-Conf, S Site,
 ■ Home
 ■ Away
 N Neutral

Average RPI Win: 183	WON-LOST	WINNING	LAST 10	STRENGTH OF	OPP. STRENGTH	TEAM	ADJ.	CONF.	ADJ CONF.
Average RPI Loss: 148	RECORD	PCT. RANK	GAMES	SCHEDULE	OF SCHEDULE	RPI	RPI	RPI	RPI
DIV. I ONLY	4- 10	270	3-7	86	287	223	223	19	19
DIV. I NON-CONF.	4- 10	259	3-7	91	286	227	227	21	21
TOTALS	RPI 1-25	RPI 26-50	W-L RECORDS	RPI 51-100	RPI 101-150	RPI 150+			
4- 10	0- 1	0- 0	OVERALL	1- 2	1- 3	2- 4			
2- 5	0- 0	0- 0	HOME	1- 0	0- 2	1- 3			
2- 5	0- 1	0- 0	AWAY	0- 2	1- 1	1- 1			
0- 0	0- 0	0- 0	NEUTRAL	0- 0	0- 0	0- 0			
4- 10	0- 1	0- 0	NON-CONFERENCE	1- 2	1- 3	2- 4			
2- 5	0- 0	0- 0	HOME	1- 0	0- 2	1- 3			
2- 5	0- 1	0- 0	AWAY	0- 2	1- 1	1- 1			
0- 0	0- 0	0- 0	NEUTRAL	0- 0	0- 0	0- 0			
0- 0	0- 0	0- 0	CONFERENCE	0- 0	0- 0	0- 0			
0- 0	0- 0	0- 0	HOME	0- 0	0- 0	0- 0			
0- 0	0- 0	0- 0	AWAY	0- 0	0- 0	0- 0			
0- 0	0- 0	0- 0	NEUTRAL	0- 0	0- 0	0- 0			

RPI 1-25				RPI 26-50				RPI 51-100				RPI 101+ Team's RPI: 223			
RPI	S	Opponent	Score	RPI	S	Opponent	Score	RPI	S	Opponent	Score	RPI	S	Opponent	Score
23	A	Georgia Tech	48 87					54	A	Troy	61 79	104	H	Tennessee	68 72
								64	A	N.C. A&T	69 80	112	A	Liberty	63 62
								79	H	Wake Forest	67 60	129	H	Davidson	60 75
												149	A	Cornell	43 71
												170	H	Cleveland St.	54 62
												239	H	UNC Asheville	54 72
												257	H	Radford	43 67
												260	H	South Alabama	65 60
												281	A	Appalachian St.	67 61
												291	A	High Point	62 80
LAST 10 Division I															
23	A	Georgia Tech	48 87	149	A	Cornell	43 71								
54	A	Troy	61 79	260	H	South Alabama	65 60								
170	H	Cleveland St.	54 62	281	A	Appalachian St.	67 61								
79	H	Wake Forest	67 60	239	H	UNC Asheville	54 72								
129	H	Davidson	60 75	257	H	Radford	43 67								

Non-Div I Games: Converse 73 35

ETSU

■ Loss,
 ■ Non-Conf,
 ■ S Site,
 ■ H Home
 ■ A Away
 N Neutral

East Carolina

Through Games Of Jan. 4, 2020

Average RPI Win:	281	WON-LOST	WINNING	LAST 10	STRENGTH OF	OPP. STRENGTH	TEAM	ADJ.	CONF.	ADJ CONF.
Average RPI Loss:	99	RECORD	PCT. RANK	GAMES	SCHEDULE	OF SCHEDULE	RPI	RPI	RPI	RPI
DIV. I ONLY	3- 10	291	2-8	59	178	230	230	8	8	
DIV. I NON-CONF.	3- 10	282	2-8	68	187	229	229	8	8	
TOTALS	RPI 1-25	RPI 26-50	W-L RECORDS	RPI 51-100	RPI 101-150	RPI 150+				
3- 10	0- 1	0- 1	OVERALL	0- 3	0- 3	3- 2				
2- 4	0- 0	0- 1	HOME	0- 1	0- 1	2- 1				
1- 4	0- 0	0- 0	AWAY	0- 2	0- 1	1- 1				
0- 2	0- 1	0- 0	NEUTRAL	0- 0	0- 1	0- 0				
3- 10	0- 1	0- 1	NON-CONFERENCE	0- 3	0- 3	3- 2				
2- 4	0- 0	0- 1	HOME	0- 1	0- 1	2- 1				
1- 4	0- 0	0- 0	AWAY	0- 2	0- 1	1- 1				
0- 2	0- 1	0- 0	NEUTRAL	0- 0	0- 1	0- 0				
0- 0	0- 0	0- 0	CONFERENCE	0- 0	0- 0	0- 0				
0- 0	0- 0	0- 0	HOME	0- 0	0- 0	0- 0				
0- 0	0- 0	0- 0	AWAY	0- 0	0- 0	0- 0				
0- 0	0- 0	0- 0	NEUTRAL	0- 0	0- 0	0- 0				

RPI S	Opponent	Score	RPI S	Opponent	Score	RPI S	Opponent	Score	RPI S	Opponent	Score	Team's RPI: 230
18 N	Northwestern	45 64	48 H	Charlotte	47 59	53 H	Middle Tenn.	66 68	112 A	Liberty	66 81	
						58 A	Georgia	50 67	136 H	William & Mary	68 78	
						79 A	Wake Forest	53 76	137 N	Dayton	68 94	
									172 H	Howard	51 67	
									177 A	VCU	40 53	
									226 A	Longwood	64 61	
									293 H	UMES	57 42	
									323 H	USC Upstate	69 48	
LAST 10 Division I												
18 N	Northwestern	45 64	58 A	Georgia	50 67							
172 H	Howard	51 67	137 N	Dayton	68 94							
112 A	Liberty	66 81	293 H	UMES	57 42							
79 A	Wake Forest	53 76	177 A	VCU	40 53							
226 A	Longwood	64 61	48 H	Charlotte	47 59							

Non-Div I Games:

East Carolina

Loss, Non-Conf, S Site, H Home A Away N Neutral

Average RPI Win:	299	WON-LOST	WINNING	LAST 10	STRENGTH OF	OPP. STRENGTH	TEAM	ADJ.	CONF.	ADJ CONF.
Average RPI Loss:	156	RECORD	PCT. RANK	GAMES	SCHEDULE	OF SCHEDULE	RPI	RPI	RPI	RPI
DIV. I ONLY	6- 6	169	6-4	345	187	282	282	20	20	
DIV. I NON-CONF.	5- 5	163	5-3	342	211	287	287	20	20	
TOTALS	RPI 1-25	RPI 26-50	W-L RECORDS	RPI 51-100	RPI 101-150	RPI 150+				
6- 6	0- 0	0- 0	OVERALL	0- 0	0- 3	6- 3				
1- 3	0- 0	0- 0	HOME	0- 0	0- 1	1- 2				
4- 3	0- 0	0- 0	AWAY	0- 0	0- 2	4- 1				
1- 0	0- 0	0- 0	NEUTRAL	0- 0	0- 0	1- 0				
5- 5	0- 0	0- 0	NON-CONFERENCE	0- 0	0- 2	5- 3				
1- 3	0- 0	0- 0	HOME	0- 0	0- 1	1- 2				
3- 2	0- 0	0- 0	AWAY	0- 0	0- 1	3- 1				
1- 0	0- 0	0- 0	NEUTRAL	0- 0	0- 0	1- 0				
1- 1	0- 0	0- 0	CONFERENCE	0- 0	0- 1	1- 0				
0- 0	0- 0	0- 0	HOME	0- 0	0- 0	0- 0				
1- 1	0- 0	0- 0	AWAY	0- 0	0- 1	1- 0				
0- 0	0- 0	0- 0	NEUTRAL	0- 0	0- 0	0- 0				

RPI 1-25				RPI 26-50				RPI 51-100				RPI 101+				Team's RPI: 282	
RPI	S	Opponent	Score	RPI	S	Opponent	Score	RPI	S	Opponent	Score	RPI	S	Opponent	Score		
												105	A	Wisconsin	55	63	
												116	A	Belmont	45	69	
												119	H	Loyola Chicago	51	67	
												158	A	Northern Ill.	48	61	
												161	H	Valparaiso	66	78	
												224	N	Western Ill.	60	52	
												278	H	Indiana St.	57	59	
												284	H	Omaha	65	52	
												289	A	Lipscomb	66	56	
												328	A	UIC	80	45	
												332	A	Tennessee St.	73	52	
												337	A	Evansville	90	44	
LAST 10 Division I																	
				161	H	Valparaiso	66	78		116	A	Belmont	45	69			
				224	N	Western Ill.	60	52		332	A	Tennessee St.	73	52			
				158	A	Northern Ill.	48	61		105	A	Wisconsin	55	63			
				284	H	Omaha	65	52		337	A	Evansville	90	44			
				289	A	Lipscomb	66	56		328	A	UIC	80	45			

Non-Div I Games: Lindenwood (MO) 88 66

Eastern Ill.

■ Loss,
 ■ Non-Conf,
 ■ S Site,
 ■ H Home
 ■ A Away
 N Neutral

Average RPI Win:	226	WON-LOST	WINNING	LAST 10	STRENGTH OF	OPP. STRENGTH	TEAM	ADJ.	CONF.	ADJ CONF.
Average RPI Loss:	159	RECORD	PCT. RANK	GAMES	SCHEDULE	OF SCHEDULE	RPI	RPI	RPI	RPI
DIV. I ONLY	5- 7	217	3-7	264	207	245	245	20	20	
DIV. I NON-CONF.	5- 5	163	3-5	255	115	185	185	20	20	
TOTALS	RPI 1-25	RPI 26-50	W-L RECORDS	RPI 51-100	RPI 101-150	RPI 150+				
5- 7	0- 0	0- 0	OVERALL	0- 2	1- 0	4- 5				
2- 4	0- 0	0- 0	HOME	0- 0	0- 0	2- 4				
3- 3	0- 0	0- 0	AWAY	0- 2	1- 0	2- 1				
0- 0	0- 0	0- 0	NEUTRAL	0- 0	0- 0	0- 0				
5- 5	0- 0	0- 0	NON-CONFERENCE	0- 2	1- 0	4- 3				
2- 2	0- 0	0- 0	HOME	0- 0	0- 0	2- 2				
3- 3	0- 0	0- 0	AWAY	0- 2	1- 0	2- 1				
0- 0	0- 0	0- 0	NEUTRAL	0- 0	0- 0	0- 0				
0- 2	0- 0	0- 0	CONFERENCE	0- 0	0- 0	0- 2				
0- 2	0- 0	0- 0	HOME	0- 0	0- 0	0- 2				
0- 0	0- 0	0- 0	AWAY	0- 0	0- 0	0- 0				
0- 0	0- 0	0- 0	NEUTRAL	0- 0	0- 0	0- 0				

RPI S	Opponent	Score	RPI S	Opponent	Score	RPI S	Opponent	Score	RPI S	Opponent	Score	Team's RPI: 245
						51	A Vanderbilt	69 75	144	A Memphis	63 60	
						70	A IUPUI	42 72	151	A Butler	41 73	
									152	H Miami (OH)	57 75	
									179	H Youngstown St.	63 72	
									183	H Tennessee Tech	42 60	
									213	H Chattanooga	71 65	
									217	H Northern Ky.	69 62	
									243	A Xavier	56 55	
									311	A Mercer	61 60	
									325	H Jacksonville St.	33 43	
LAST 10 Division I												
			70	A IUPUI	42 72		325	H Jacksonville St.	33 43			
			51	A Vanderbilt	69 75		183	H Tennessee Tech	42 60			
			243	A Xavier	56 55		311	A Mercer	61 60			
			179	H Youngstown St.	63 72		152	H Miami (OH)	57 75			
			213	H Chattanooga	71 65		151	A Butler	41 73			

Non-Div I Games: Alice Lloyd 102 65

Eastern Ky.

Average RPI Win:	250	WON-LOST	WINNING	LAST 10	STRENGTH OF	OPP. STRENGTH	TEAM	ADJ.	CONF.	ADJ CONF.
Average RPI Loss:	104	RECORD	PCT. RANK	GAMES	SCHEDULE	OF SCHEDULE	RPI	RPI	RPI	RPI
DIV. I ONLY	5- 6	198	5-5	169	237	186	186	10	10	
DIV. I NON-CONF.	4- 6	212	4-5	176	246	198	198	10	10	
TOTALS	RPI 1-25	RPI 26-50	W-L RECORDS	RPI 51-100	RPI 101-150	RPI 150+				
5- 6	0- 0	0- 1	OVERALL	0- 2	1- 2	4- 1				
3- 2	0- 0	0- 1	HOME	0- 1	1- 0	2- 0				
2- 4	0- 0	0- 0	AWAY	0- 1	0- 2	2- 1				
0- 0	0- 0	0- 0	NEUTRAL	0- 0	0- 0	0- 0				
4- 6	0- 0	0- 1	NON-CONFERENCE	0- 2	1- 2	3- 1				
2- 2	0- 0	0- 1	HOME	0- 1	1- 0	1- 0				
2- 4	0- 0	0- 0	AWAY	0- 1	0- 2	2- 1				
0- 0	0- 0	0- 0	NEUTRAL	0- 0	0- 0	0- 0				
1- 0	0- 0	0- 0	CONFERENCE	0- 0	0- 0	1- 0				
1- 0	0- 0	0- 0	HOME	0- 0	0- 0	1- 0				
0- 0	0- 0	0- 0	AWAY	0- 0	0- 0	0- 0				
0- 0	0- 0	0- 0	NEUTRAL	0- 0	0- 0	0- 0				

RPI 1-25				RPI 26-50				RPI 51-100				RPI 101+				Team's RPI: 186	
RPI	S	Opponent	Score	RPI	S	Opponent	Score	RPI	S	Opponent	Score	RPI	S	Opponent	Score		
				50	H	Michigan	38 57	56	H	Southern Ill.	54 85	126	A	Binghamton	67 78		
								88	A	Michigan St.	50 85	127	A	Wichita St.	52 63		
												132	H	Southeast Mo. St.	69 64		
												155	H	Bowling Green	78 61		
												179	A	Youngstown St.	77 79		
												316	H	Purdue Fort Wayne	64 40		
												319	A	Detroit Mercy	84 70		
												328	A	UIC	68 59		
LAST 10 Division I																	
				328	A	UIC	68 59	155	H	Bowling Green	78 61						
				316	H	Purdue Fort Wayne	64 40	319	A	Detroit Mercy	84 70						
				127	A	Wichita St.	52 63	56	H	Southern Ill.	54 85						
				126	A	Binghamton	67 78	132	H	Southeast Mo. St.	69 64						
				50	H	Michigan	38 57	179	A	Youngstown St.	77 79						

Non-Div I Games: Olivet 95 38

Eastern Mich.

■ Loss,
 ■ Non-Conf,
 ■ S Site,
 ■ H Home
 ■ A Away
 N Neutral

Average RPI Win:	305	WON-LOST	WINNING	LAST 10	STRENGTH OF	OPP. STRENGTH	TEAM	ADJ.	CONF.	ADJ CONF.
Average RPI Loss:	158	RECORD	PCT. RANK	GAMES	SCHEDULE	OF SCHEDULE	RPI	RPI	RPI	RPI
DIV. I ONLY	1- 10	331	1-9	87	263	299	299	21	21	
DIV. I NON-CONF.	0- 8	338	0-7	19	213	271	271	19	19	
TOTALS	RPI 1-25	RPI 26-50	W-L RECORDS	RPI 51-100	RPI 101-150	RPI 150+				
1- 10	0- 2	0- 0	OVERALL	0- 1	0- 1	1- 6				
1- 3	0- 0	0- 0	HOME	0- 1	0- 0	1- 2				
0- 6	0- 2	0- 0	AWAY	0- 0	0- 0	0- 4				
0- 1	0- 0	0- 0	NEUTRAL	0- 0	0- 1	0- 0				
0- 8	0- 2	0- 0	NON-CONFERENCE	0- 1	0- 1	0- 4				
0- 2	0- 0	0- 0	HOME	0- 1	0- 0	0- 1				
0- 5	0- 2	0- 0	AWAY	0- 0	0- 0	0- 3				
0- 1	0- 0	0- 0	NEUTRAL	0- 0	0- 1	0- 0				
1- 2	0- 0	0- 0	CONFERENCE	0- 0	0- 0	1- 2				
1- 1	0- 0	0- 0	HOME	0- 0	0- 0	1- 1				
0- 1	0- 0	0- 0	AWAY	0- 0	0- 0	0- 1				
0- 0	0- 0	0- 0	NEUTRAL	0- 0	0- 0	0- 0				

RPI 1-25				RPI 26-50				RPI 51-100				RPI 101+ Team's RPI: 299			
RPI	S	Opponent	Score	RPI	S	Opponent	Score	RPI	S	Opponent	Score	RPI	S	Opponent	Score
5	A	Stanford	27 92					85	H	Boise St.	61 63	128	N	Bradley	46 66
8	A	Gonzaga	44 84									178	A	Utah	49 87
												190	A	Portland St.	58 75
												205	A	San Jose St.	66 84
												244	A	UMKC	55 66
												263	H	Pepperdine	52 53
												269	H	Idaho St.	47 67
												305	H	Weber St.	63 53
LAST 10 Division I															
305	H	Weber St.	63 53	190	A	Portland St.	58 75								
128	N	Bradley	46 66	269	H	Idaho St.	47 67								
244	A	UMKC	55 66	8	A	Gonzaga	44 84								
85	H	Boise St.	61 63	178	A	Utah	49 87								
263	H	Pepperdine	52 53	205	A	San Jose St.	66 84								

Non-Div I Games: Northwest Chrst. 81 62

Eastern Wash.

■ Loss,
 ■ Non-Conf, S Site,
 ■ Home
 ■ Away
 N Neutral

Average RPI Win:	237	WON-LOST	WINNING	LAST 10	STRENGTH OF	OPP. STRENGTH	TEAM	ADJ.	CONF.	ADJ CONF.
Average RPI Loss:	77	RECORD	PCT. RANK	GAMES	SCHEDULE	OF SCHEDULE	RPI	RPI	RPI	RPI
DIV. I ONLY	5- 6	198	4-6	51	221	110	110	15	15	
DIV. I NON-CONF.	4- 6	212	3-6	44	218	119	119	15	15	
TOTALS	RPI 1-25	RPI 26-50	W-L RECORDS	RPI 51-100	RPI 101-150	RPI 150+				
5- 6	0- 1	0- 0	OVERALL	1- 3	0- 2	4- 0				
2- 1	0- 0	0- 0	HOME	0- 1	0- 0	2- 0				
3- 3	0- 1	0- 0	AWAY	1- 1	0- 1	2- 0				
0- 2	0- 0	0- 0	NEUTRAL	0- 1	0- 1	0- 0				
4- 6	0- 1	0- 0	NON-CONFERENCE	1- 3	0- 2	3- 0				
2- 1	0- 0	0- 0	HOME	0- 1	0- 0	2- 0				
2- 3	0- 1	0- 0	AWAY	1- 1	0- 1	1- 0				
0- 2	0- 0	0- 0	NEUTRAL	0- 1	0- 1	0- 0				
1- 0	0- 0	0- 0	CONFERENCE	0- 0	0- 0	1- 0				
0- 0	0- 0	0- 0	HOME	0- 0	0- 0	0- 0				
1- 0	0- 0	0- 0	AWAY	0- 0	0- 0	1- 0				
0- 0	0- 0	0- 0	NEUTRAL	0- 0	0- 0	0- 0				

RPI 1-25				RPI 26-50				RPI 51-100				RPI 101+ Team's RPI: 110			
RPI	S	Opponent	Score	RPI	S	Opponent	Score	RPI	S	Opponent	Score	RPI	S	Opponent	Score
15	A	NC State	49 62					70	N	IUPUI	53 59	106	A	North Carolina	46 76
								74	A	Marist	55 63	118	N	Coastal Caro.	65 76
								79	H	Wake Forest	57 69	238	A	UNLV	50 44
								84	A	Furman	87 76	251	A	Towson	74 61
												281	H	Appalachian St.	67 66
												329	H	Western Caro.	68 24
LAST 10 Division I															
118	N	Coastal Caro.	65 76	251	A	Towson	74 61								
15	A	NC State	49 62	84	A	Furman	87 76								
70	N	IUPUI	53 59	106	A	North Carolina	46 76								
238	A	UNLV	50 44	74	A	Marist	55 63								
79	H	Wake Forest	57 69	281	H	Appalachian St.	67 66								

Non-Div I Games: Newberry 73 53

Elon

Average RPI Win: 324				Through Games Of Jan: 17, 2018					
Average RPI Loss: 197	WON-LOST RECORD	WINNING PCT. RANK	LAST 10 GAMES	STRENGTH OF SCHEDULE	OPP. STRENGTH OF SCHEDULE	TEAM RPI	ADJ. RPI	CONF. RPI	ADJ CONF. RPI
DIV. I ONLY	2- 9	310	2-8	276	343	337	337	7	7
DIV. I NON-CONF.	2- 8	295	2-7	313	341	340	340	7	7
TOTALS	RPI 1-25	RPI 26-50	W-L RECORDS	RPI 51-100	RPI 101-150	RPI 150+			
2- 9	0- 0	0- 0	OVERALL	0- 0	0- 4	2- 5			
2- 2	0- 0	0- 0	HOME	0- 0	0- 0	2- 2			
0- 7	0- 0	0- 0	AWAY	0- 0	0- 4	0- 3			
0- 0	0- 0	0- 0	NEUTRAL	0- 0	0- 0	0- 0			
2- 8	0- 0	0- 0	NON-CONFERENCE	0- 0	0- 3	2- 5			
2- 2	0- 0	0- 0	HOME	0- 0	0- 0	2- 2			
0- 6	0- 0	0- 0	AWAY	0- 0	0- 3	0- 3			
0- 0	0- 0	0- 0	NEUTRAL	0- 0	0- 0	0- 0			
0- 1	0- 0	0- 0	CONFERENCE	0- 0	0- 1	0- 0			
0- 0	0- 0	0- 0	HOME	0- 0	0- 0	0- 0			
0- 1	0- 0	0- 0	AWAY	0- 0	0- 1	0- 0			
0- 0	0- 0	0- 0	NEUTRAL	0- 0	0- 0	0- 0			

RPI 1-25				RPI 26-50				RPI 51-100				RPI 101+				Team's RPI: 337	
RPI	S	Opponent	Score	RPI	S	Opponent	Score	RPI	S	Opponent	Score	RPI	S	Opponent	Score		
												128	A	Bradley	51	82	
												132	A	Southeast Mo. St.	60	83	
												140	A	Austin Peay	64	80	
												143	A	Illinois	44	59	
												152	A	Miami (OH)	64	72	
												184	H	Murray St.	59	61	
												282	H	Eastern Ill.	44	90	
												294	A	SIUE	74	85	
												303	H	Marshall	66	62	
												316	A	Purdue Fort Wayne	64	67	
												345	H	Chicago St.	76	42	
LAST 10 Division I																	
				345	H	Chicago St.	76 42	128	A	Bradley	51 82						
				143	A	Illinois	44 59	152	A	Miami (OH)	64 72						
				316	A	Purdue Fort Wayne	64 67	140	A	Austin Peay	64 80						
				184	H	Murray St.	59 61	282	H	Eastern Ill.	44 90						
				303	H	Marshall	66 62	294	A	SIUE	74 85						

Non-Div I Games:	Brescia	77	61
------------------	---------	----	----

Evansville

■ Loss, ■ Non-Conf, S Site, H Home A Away N Neutral

Average RPI Win:	157	WON-LOST	WINNING	LAST 10	STRENGTH OF	OPP. STRENGTH	TEAM	ADJ.	CONF.	ADJ CONF.
Average RPI Loss:	28	RECORD	PCT. RANK	GAMES	SCHEDULE	OF SCHEDULE	RPI	RPI	RPI	RPI
DIV. I ONLY	11- 2	29	9-1	132	26	36	36	16	16	
DIV. I NON-CONF.	10- 2	31	8-1	94	26	25	25	14	14	
TOTALS	RPI 1-25	RPI 26-50	W-L RECORDS	RPI 51-100	RPI 101-150	RPI 150+				
11- 2	0- 1	2- 1	OVERALL	3- 0	2- 0	4- 0				
4- 1	0- 0	2- 1	HOME	0- 0	0- 0	2- 0				
3- 1	0- 1	0- 0	AWAY	1- 0	1- 0	1- 0				
4- 0	0- 0	0- 0	NEUTRAL	2- 0	1- 0	1- 0				
10- 2	0- 1	2- 1	NON-CONFERENCE	3- 0	2- 0	3- 0				
3- 1	0- 0	2- 1	HOME	0- 0	0- 0	1- 0				
3- 1	0- 1	0- 0	AWAY	1- 0	1- 0	1- 0				
4- 0	0- 0	0- 0	NEUTRAL	2- 0	1- 0	1- 0				
1- 0	0- 0	0- 0	CONFERENCE	0- 0	0- 0	1- 0				
1- 0	0- 0	0- 0	HOME	0- 0	0- 0	1- 0				
0- 0	0- 0	0- 0	AWAY	0- 0	0- 0	0- 0				
0- 0	0- 0	0- 0	NEUTRAL	0- 0	0- 0	0- 0				

RPI 1-25				RPI 26-50				Team's RPI: 36				RPI 51-100				RPI 101+			
RPI	S	Opponent	Score	RPI	S	Opponent	Score	RPI	S	Opponent	Score	RPI	S	Opponent	Score	RPI	S	Opponent	Score
24	A	Princeton	53 67	32	H	LSU	63 74	60	A	Temple	93 67	122	N	South Fla.	81 77				
				39	H	Duke	78 56	92	N	Notre Dame	69 60	123	A	Houston	57 45				
				47	H	UCF	72 50	99	N	South Dakota St.	71 70	196	N	Saint Francis (PA)	97 64				
												289	H	Lipscomb	82 56				
												322	A	FIU	100 54				
												340	H	Central Conn. St.	94 60				
LAST 10 Division I																			
				60	A	Temple	93 67	289	H	Lipscomb	82 56								
				32	H	LSU	63 74	39	H	Duke	78 56								
				340	H	Central Conn. St.	94 60	122	N	South Fla.	81 77								
				123	A	Houston	57 45	92	N	Notre Dame	69 60								
				99	N	South Dakota St.	71 70	196	N	Saint Francis (PA)	97 64								

Non-Div I Games: Webber Int'l 99 48 Fla. Memorial 91 47 Johnson & Wales (FL89 56

FGCU

Loss, Non-Conf, S Site, H Home A Away N Neutral

Average RPI Win:	308	WON-LOST	WINNING	LAST 10	STRENGTH OF	OPP. STRENGTH	TEAM	ADJ.	CONF.	ADJ CONF.
Average RPI Loss:	198	RECORD	PCT. RANK	GAMES	SCHEDULE	OF SCHEDULE	RPI	RPI	RPI	RPI
DIV. I ONLY	3- 10	291	2-8	286	316	322	322	13	13	
DIV. I NON-CONF.	3- 8	268	2-6	288	309	317	317	16	16	
TOTALS	RPI 1-25	RPI 26-50	W-L RECORDS	RPI 51-100	RPI 101-150	RPI 150+				
3- 10	0- 0	0- 1	OVERALL	0- 1	0- 1	3- 7				
1- 7	0- 0	0- 1	HOME	0- 1	0- 1	1- 4				
2- 3	0- 0	0- 0	AWAY	0- 0	0- 0	2- 3				
0- 0	0- 0	0- 0	NEUTRAL	0- 0	0- 0	0- 0				
3- 8	0- 0	0- 1	NON-CONFERENCE	0- 1	0- 1	3- 5				
1- 7	0- 0	0- 1	HOME	0- 1	0- 1	1- 4				
2- 1	0- 0	0- 0	AWAY	0- 0	0- 0	2- 1				
0- 0	0- 0	0- 0	NEUTRAL	0- 0	0- 0	0- 0				
0- 2	0- 0	0- 0	CONFERENCE	0- 0	0- 0	0- 2				
0- 0	0- 0	0- 0	HOME	0- 0	0- 0	0- 0				
0- 2	0- 0	0- 0	AWAY	0- 0	0- 0	0- 2				
0- 0	0- 0	0- 0	NEUTRAL	0- 0	0- 0	0- 0				

RPI 1-25	RPI 26-50	RPI 51-100	RPI 101+	Team's RPI: 322
RPI S Opponent Score	RPI S Opponent Score	RPI S Opponent Score	RPI S Opponent Score	
	36 H FGCU 54 100	81 H North Florida 49 64	140 H Austin Peay 56 58	
			169 H Bethune-Cookman 60 65	
			214 A UTEP 34 64	
			217 H Northern Ky. 45 67	
			222 A Jacksonville 52 77	
			271 H Brown 57 72	
			292 H Grambling 56 55	
			296 H Oakland 49 58	
			315 A N.C. Central 59 58	
			317 A Georgia St. 70 63	
			336 A UTSA 45 60	
LAST 10 Division I				
271 H Brown 57 72	336 A UTSA 45 60			
140 H Austin Peay 56 58	214 A UTEP 34 64			
292 H Grambling 56 55	217 H Northern Ky. 45 67			
222 A Jacksonville 52 77	296 H Oakland 49 58			
315 A N.C. Central 59 58	169 H Bethune-Cookman 60 65			

Non-Div I Games:

FIU

■ Loss,
■ Non-Conf,
■ S Site,
■ H Home
■ A Away
N Neutral

Fairfield

Through Games Of Jan. 4, 2020

Average RPI Win:	313	WON-LOST	WINNING	LAST 10	STRENGTH OF	OPP. STRENGTH	TEAM	ADJ.	CONF.	ADJ CONF.
Average RPI Loss:	143	RECORD	PCT. RANK	GAMES	SCHEDULE	OF SCHEDULE	RPI	RPI	RPI	RPI
DIV. I ONLY	4- 6	224	4-6	294	233	266	266	24	24	
DIV. I NON-CONF.	3- 6	235	3-6	275	249	298	298	24	24	
TOTALS	RPI 1-25	RPI 26-50	W-L RECORDS	RPI 51-100	RPI 101-150	RPI 150+				
4- 6	0- 0	0- 1	OVERALL	0- 2	0- 0	4- 3				
2- 2	0- 0	0- 0	HOME	0- 0	0- 0	2- 2				
2- 4	0- 0	0- 1	AWAY	0- 2	0- 0	2- 1				
0- 0	0- 0	0- 0	NEUTRAL	0- 0	0- 0	0- 0				
3- 6	0- 0	0- 1	NON-CONFERENCE	0- 2	0- 0	3- 3				
2- 2	0- 0	0- 0	HOME	0- 0	0- 0	2- 2				
1- 4	0- 0	0- 1	AWAY	0- 2	0- 0	1- 1				
0- 0	0- 0	0- 0	NEUTRAL	0- 0	0- 0	0- 0				
1- 0	0- 0	0- 0	CONFERENCE	0- 0	0- 0	1- 0				
0- 0	0- 0	0- 0	HOME	0- 0	0- 0	0- 0				
1- 0	0- 0	0- 0	AWAY	0- 0	0- 0	1- 0				
0- 0	0- 0	0- 0	NEUTRAL	0- 0	0- 0	0- 0				

RPI S	Opponent	Score	RPI S	Opponent	Score	RPI S	Opponent	Score	RPI S	Opponent	Score	Team's RPI: 266
			45 A	St. John's (NY)	69 71	60 A	Temple	59 77	204 H	Dartmouth	51 52	
						65 A	Seton Hall	44 74	211 A	Rhode Island	41 74	
									271 H	Brown	44 58	
									272 H	Navy	66 52	
									307 A	Siena	65 35	
									327 H	Hofstra	73 64	
									347 A	LIU Brooklyn	53 51	
LAST 10 Division I												
			45 A	St. John's (NY)	69 71	307 A	Siena	65 35				
			327 H	Hofstra	73 64	271 H	Brown	44 58				
			272 H	Navy	66 52	347 A	LIU Brooklyn	53 51				
			211 A	Rhode Island	41 74	65 A	Seton Hall	44 74				
			204 H	Dartmouth	51 52	60 A	Temple	59 77				

Non-Div I Games:

Fairfield

■ Loss,
 ■ Non-Conf,
 ■ S Site,
 ■ H Home
 ■ A Away
 N Neutral

Average RPI Win: 309		WON-LOST	WINNING	LAST 10	STRENGTH OF	OPP. STRENGTH	TEAM	ADJ.	CONF.	ADJ CONF.
Average RPI Loss: 243		RECORD	PCT. RANK	GAMES	SCHEDULE	OF SCHEDULE	RPI	RPI	RPI	RPI
DIV. I ONLY		4- 9	260	4-6	344	313	335	335	31	31
DIV. I NON-CONF.		3- 8	268	3-5	341	319	335	335	31	31
TOTALS	RPI 1-25		RPI 26-50	W-L RECORDS		RPI 51-100	RPI 101-150		RPI 150+	
4- 9	0- 0		0- 0	OVERALL		0- 0	0- 1		4- 8	
1- 5	0- 0		0- 0	HOME		0- 0	0- 1		1- 4	
3- 4	0- 0		0- 0	AWAY		0- 0	0- 0		3- 4	
0- 0	0- 0		0- 0	NEUTRAL		0- 0	0- 0		0- 0	
3- 8	0- 0		0- 0	NON-CONFERENCE		0- 0	0- 1		3- 7	
1- 4	0- 0		0- 0	HOME		0- 0	0- 1		1- 3	
2- 4	0- 0		0- 0	AWAY		0- 0	0- 0		2- 4	
0- 0	0- 0		0- 0	NEUTRAL		0- 0	0- 0		0- 0	
1- 1	0- 0		0- 0	CONFERENCE		0- 0	0- 0		1- 1	
0- 1	0- 0		0- 0	HOME		0- 0	0- 0		0- 1	
1- 0	0- 0		0- 0	AWAY		0- 0	0- 0		1- 0	
0- 0	0- 0		0- 0	NEUTRAL		0- 0	0- 0		0- 0	

RPI 1-25				RPI 26-50				RPI 51-100				RPI 101+				Team's RPI: 335	
RPI	S	Opponent	Score	RPI	S	Opponent	Score	RPI	S	Opponent	Score	RPI	S	Opponent	Score		
												126	H	Binghamton	48	60	
												172	A	Howard	56	64	
												235	H	Manhattan	61	62	
												252	A	Lafayette	29	61	
												256	H	Loyola Maryland	46	75	
												268	H	Army West Point	68	70	
												275	A	UMass Lowell	56	61	
												285	A	St. Francis Brooklyn	62	57	
												287	A	Pittsburgh	60	69	
												307	H	Siena	67	58	
												312	A	NJIT	68	59	
												318	H	Bryant	45	57	
												333	A	Saint Peter's	77	71	
LAST 10 Division I																	
				275	A	UMass Lowell	56	61	318	H	Bryant	45	57				
				333	A	Saint Peter's	77	71	285	A	St. Francis Brooklyn	62	57				
				307	H	Siena	67	58	268	H	Army West Point	68	70				
				312	A	NJIT	68	59	126	H	Binghamton	48	60				
				172	A	Howard	56	64	287	A	Pittsburgh	60	69				

Non-Div I Games:

Fairleigh Dickinson

■ Loss, ■ Non-Conf, S Site, H Home A Away N Neutral

Average RPI Win:	246	WON-LOST	WINNING	LAST 10	STRENGTH OF	OPP. STRENGTH	TEAM	ADJ.	CONF.	ADJ CONF.
Average RPI Loss:	99	RECORD	PCT. RANK	GAMES	SCHEDULE	OF SCHEDULE	RPI	RPI	RPI	RPI
DIV. I ONLY	7- 6	150	6-4	206	142	171	171	13	13	
DIV. I NON-CONF.	6- 5	151	5-3	203	101	173	173	16	16	
TOTALS	RPI 1-25	RPI 26-50	W-L RECORDS	RPI 51-100	RPI 101-150	RPI 150+				
7- 6	0- 1	0- 1	OVERALL	0- 1	0- 2	7- 1				
4- 3	0- 0	0- 1	HOME	0- 1	0- 1	4- 0				
3- 3	0- 1	0- 0	AWAY	0- 0	0- 1	3- 1				
0- 0	0- 0	0- 0	NEUTRAL	0- 0	0- 0	0- 0				
6- 5	0- 1	0- 1	NON-CONFERENCE	0- 1	0- 2	6- 0				
4- 3	0- 0	0- 1	HOME	0- 1	0- 1	4- 0				
2- 2	0- 1	0- 0	AWAY	0- 0	0- 1	2- 0				
0- 0	0- 0	0- 0	NEUTRAL	0- 0	0- 0	0- 0				
1- 1	0- 0	0- 0	CONFERENCE	0- 0	0- 0	1- 1				
0- 0	0- 0	0- 0	HOME	0- 0	0- 0	0- 0				
1- 1	0- 0	0- 0	AWAY	0- 0	0- 0	1- 1				
0- 0	0- 0	0- 0	NEUTRAL	0- 0	0- 0	0- 0				

RPI 1-25				RPI 26-50				RPI 51-100				RPI 101+ Team's RPI: 171			
RPI	S	Opponent	Score	RPI	S	Opponent	Score	RPI	S	Opponent	Score	RPI	S	Opponent	Score
16	A	Iowa	53 85	43	H	Kansas	60 90	84	H	Furman	63 69	103	A	Richmond	55 57
												133	H	Harvard	51 65
												153	A	Hampton	64 63
												154	A	Western Mich.	80 79
												174	H	Little Rock	79 72
												214	A	UTEP	65 96
												256	H	Loyola Maryland	72 61
												307	H	Siena	83 39
												336	A	UTSA	80 53
												340	H	Central Conn. St.	72 54
LAST 10 Division I															
				133	H	Harvard	51 65	214	A	UTEP	65 96				
				84	H	Furman	63 69	336	A	UTSA	80 53				
				340	H	Central Conn. St.	72 54	154	A	Western Mich.	80 79				
				43	H	Kansas	60 90	174	H	Little Rock	79 72				
				256	H	Loyola Maryland	72 61	307	H	Siena	83 39				

Non-Div I Games:

Fla. Atlantic

Average RPI Win:	254	WON-LOST	WINNING	LAST 10	STRENGTH OF	OPP. STRENGTH	TEAM	ADJ.	CONF.	ADJ CONF.
Average RPI Loss:	32	RECORD	PCT. RANK	GAMES	SCHEDULE	OF SCHEDULE	RPI	RPI	RPI	RPI
DIV. I ONLY	9- 5	97	5-5	266	64	162	162	4	4	
DIV. I NON-CONF.	9- 4	84	5-4	302	72	177	177	4	4	
TOTALS	RPI 1-25	RPI 26-50	W-L RECORDS	RPI 51-100	RPI 101-150	RPI 150+				
9- 5	0- 3	0- 1	OVERALL	0- 1	1- 0	8- 0				
6- 2	0- 2	0- 0	HOME	0- 0	1- 0	5- 0				
2- 2	0- 1	0- 1	AWAY	0- 0	0- 0	2- 0				
1- 1	0- 0	0- 0	NEUTRAL	0- 1	0- 0	1- 0				
9- 4	0- 2	0- 1	NON-CONFERENCE	0- 1	1- 0	8- 0				
6- 2	0- 2	0- 0	HOME	0- 0	1- 0	5- 0				
2- 1	0- 0	0- 1	AWAY	0- 0	0- 0	2- 0				
1- 1	0- 0	0- 0	NEUTRAL	0- 1	0- 0	1- 0				
0- 1	0- 1	0- 0	CONFERENCE	0- 0	0- 0	0- 0				
0- 0	0- 0	0- 0	HOME	0- 0	0- 0	0- 0				
0- 1	0- 1	0- 0	AWAY	0- 0	0- 0	0- 0				
0- 0	0- 0	0- 0	NEUTRAL	0- 0	0- 0	0- 0				

RPI 1-25				RPI 26-50				RPI 51-100				RPI 101+ Team's RPI: 162			
RPI	S	Opponent	Score	RPI	S	Opponent	Score	RPI	S	Opponent	Score	RPI	S	Opponent	Score
10	H	Indiana	49 73	43	A	Kansas	66 76	79	N	Wake Forest	68 73	129	H	Davidson	55 50
12	H	Florida St.	55 66									157	H	Samford	84 48
17	A	Mississippi St.	47 93									226	H	Longwood	71 54
												243	N	Xavier	67 64
												280	A	Prairie View	51 44
												292	A	Grambling	72 65
												298	H	Presbyterian	60 46
												311	H	Mercer	71 50
												350	H	Florida A&M	84 40
LAST 10 Division I															
				79	N	Wake Forest	68 73	17	A	Mississippi St.	47 93				
				243	N	Xavier	67 64	129	H	Davidson	55 50				
				311	H	Mercer	71 50	350	H	Florida A&M	84 40				
				43	A	Kansas	66 76	12	H	Florida St.	55 66				
				280	A	Prairie View	51 44	10	H	Indiana	49 73				

Non-Div I Games:

Florida

Average RPI Win:	0	WON-LOST	WINNING	LAST 10	STRENGTH OF	OPP. STRENGTH	TEAM	ADJ.	CONF.	ADJ CONF.
Average RPI Loss:	249	RECORD	PCT. RANK	GAMES	SCHEDULE	OF SCHEDULE	RPI	RPI	RPI	RPI
DIV. I ONLY	0- 10	343	0-10	305	351	350	350	30	30	
DIV. I NON-CONF.	0- 9	338	0-9	286	351	348	348	30	30	
TOTALS	RPI 1-25	RPI 26-50	W-L RECORDS	RPI 51-100	RPI 101-150	RPI 150+				
0- 10	0- 0	0- 1	OVERALL	0- 0	0- 0	0- 9				
0- 2	0- 0	0- 0	HOME	0- 0	0- 0	0- 2				
0- 8	0- 0	0- 1	AWAY	0- 0	0- 0	0- 7				
0- 0	0- 0	0- 0	NEUTRAL	0- 0	0- 0	0- 0				
0- 9	0- 0	0- 1	NON-CONFERENCE	0- 0	0- 0	0- 8				
0- 2	0- 0	0- 0	HOME	0- 0	0- 0	0- 2				
0- 7	0- 0	0- 1	AWAY	0- 0	0- 0	0- 6				
0- 0	0- 0	0- 0	NEUTRAL	0- 0	0- 0	0- 0				
0- 1	0- 0	0- 0	CONFERENCE	0- 0	0- 0	0- 1				
0- 0	0- 0	0- 0	HOME	0- 0	0- 0	0- 0				
0- 1	0- 0	0- 0	AWAY	0- 0	0- 0	0- 1				
0- 0	0- 0	0- 0	NEUTRAL	0- 0	0- 0	0- 0				

RPI 1-25			RPI 26-50			RPI 51-100			RPI 101+			Team's RPI: 350
RPI	S	Opponent	Score	RPI	S	Opponent	Score	RPI	S	Opponent	Score	
				32	A	LSU	45 73					
								162	A	Florida	40 84	
								206	A	Texas Tech	60 98	
								222	H	Jacksonville	54 88	
								242	H	Alabama A&M	53 77	
								313	A	Alcorn	42 58	
								315	A	N.C. Central	57 66	
								323	A	USC Upstate	61 74	
								325	A	Jacksonville St.	67 72	
								346	A	Mississippi Val.	70 71	
LAST 10 Division I												
242	H	Alabama A&M	53 77	315	A	N.C. Central	57 66					
222	H	Jacksonville	54 88	32	A	LSU	45 73					
313	A	Alcorn	42 58	206	A	Texas Tech	60 98					
346	A	Mississippi Val.	70 71	325	A	Jacksonville St.	67 72					
162	A	Florida	40 84	323	A	USC Upstate	61 74					

Non-Div I Games: Johnson (FL) 102 40 Trinity Baptist 103 54

Florida A&M

Loss, Non-Conf, S Site, H Home A Away N Neutral

Average RPI Win:	131	WON-LOST	WINNING	LAST 10	STRENGTH OF	OPP. STRENGTH	TEAM	ADJ.	CONF.	ADJ CONF.
Average RPI Loss:	63	RECORD	PCT. RANK	GAMES	SCHEDULE	OF SCHEDULE	RPI	RPI	RPI	RPI
DIV. I ONLY	13- 1	7	9-1	53	44	12	12	3	3	
DIV. I NON-CONF.	11- 0	1	7-0	59	95	8	8	2	2	
TOTALS	RPI 1-25	RPI 26-50	W-L RECORDS	RPI 51-100	RPI 101-150	RPI 150+				
13- 1	2- 0	3- 0	OVERALL	2- 1	0- 0	6- 0				
7- 0	1- 0	1- 0	HOME	2- 0	0- 0	3- 0				
4- 1	0- 0	1- 0	AWAY	0- 1	0- 0	3- 0				
2- 0	1- 0	1- 0	NEUTRAL	0- 0	0- 0	0- 0				
11- 0	1- 0	3- 0	NON-CONFERENCE	2- 0	0- 0	5- 0				
6- 0	0- 0	1- 0	HOME	2- 0	0- 0	3- 0				
3- 0	0- 0	1- 0	AWAY	0- 0	0- 0	2- 0				
2- 0	1- 0	1- 0	NEUTRAL	0- 0	0- 0	0- 0				
2- 1	1- 0	0- 0	CONFERENCE	0- 1	0- 0	1- 0				
1- 0	1- 0	0- 0	HOME	0- 0	0- 0	0- 0				
1- 1	0- 0	0- 0	AWAY	0- 1	0- 0	1- 0				
0- 0	0- 0	0- 0	NEUTRAL	0- 0	0- 0	0- 0				

RPI 1-25				Team's RPI: 12		RPI 26-50				RPI 51-100				RPI 101+			
RPI	S	Opponent	Score	RPI	S	Opponent	Score	RPI	S	Opponent	Score	RPI	S	Opponent	Score		
7	N	Texas A&M	80 58	32	A	LSU	70 62	63	A	Syracuse	89 90	157	H	Samford	88 59		
22	H	Virginia Tech	86 62	45	H	St. John's (NY)	74 70	81	H	North Florida	70 41	162	A	Florida	66 55		
				50	N	Michigan	79 69	88	H	Michigan St.	78 68	173	A	Clemson	81 64		
												222	H	Jacksonville	75 41		
												328	A	UIC	86 42		
												342	H	Charleston So.	88 36		
LAST 10 Division I																	
				50	N	Michigan	79 69	63	A	Syracuse	89 90						
				81	H	North Florida	70 41	22	H	Virginia Tech	86 62						
				45	H	St. John's (NY)	74 70	7	N	Texas A&M	80 58						
				173	A	Clemson	81 64	162	A	Florida	66 55						
				88	H	Michigan St.	78 68	328	A	UIC	86 42						

Non-Div I Games:

Florida St.

Average RPI Win:	174	WON-LOST	WINNING	LAST 10	STRENGTH OF	OPP. STRENGTH	TEAM	ADJ.	CONF.	ADJ CONF.
Average RPI Loss:	111	RECORD	PCT. RANK	GAMES	SCHEDULE	OF SCHEDULE	RPI	RPI	RPI	RPI
DIV. I ONLY	9- 5	97	9-1	214	49	139	139	12	12	
DIV. I NON-CONF.	8- 5	117	8-1	187	46	128	128	12	12	
TOTALS	RPI 1-25	RPI 26-50	W-L RECORDS	RPI 51-100	RPI 101-150	RPI 150+				
9- 5	0- 0	1- 1	OVERALL	1- 2	1- 1	6- 1				
6- 2	0- 0	0- 0	HOME	0- 2	1- 0	5- 0				
2- 2	0- 0	1- 0	AWAY	0- 0	0- 1	1- 1				
1- 1	0- 0	0- 1	NEUTRAL	1- 0	0- 0	0- 0				
8- 5	0- 0	1- 1	NON-CONFERENCE	1- 2	1- 1	5- 1				
5- 2	0- 0	0- 0	HOME	0- 2	1- 0	4- 0				
2- 2	0- 0	1- 0	AWAY	0- 0	0- 1	1- 1				
1- 1	0- 0	0- 1	NEUTRAL	1- 0	0- 0	0- 0				
1- 0	0- 0	0- 0	CONFERENCE	0- 0	0- 0	1- 0				
1- 0	0- 0	0- 0	HOME	0- 0	0- 0	1- 0				
0- 0	0- 0	0- 0	AWAY	0- 0	0- 0	0- 0				
0- 0	0- 0	0- 0	NEUTRAL	0- 0	0- 0	0- 0				

RPI S	Opponent	Score	RPI S	Opponent	Score	RPI S	Opponent	Score	RPI S	Opponent	Score	Team's RPI: 139
48	A Charlotte	76 51	49	N Arkansas	59 71	66	H Villanova	66 73	123	H Houston	63 54	
						92	H Notre Dame	55 60	146	A Columbia	51 70	
						95	N Lehigh	59 57	157	H Samford	68 37	
									191	H Northeastern	74 58	
									198	H Georgetown	67 54	
									201	A Penn St.	59 72	
									235	A Manhattan	51 45	
									250	H Southern U.	65 52	
									270	H St. Bonaventure	79 53	
LAST 10 Division I												
157	H Samford	68 37	270	H St. Bonaventure	79 53	123	H Houston	63 54	49	N Arkansas	59 71	
250	H Southern U.	65 52				48	A Charlotte	76 51	191	H Northeastern	74 58	
198	H Georgetown	67 54										
235	A Manhattan	51 45										
95	N Lehigh	59 57										

Non-Div I Games:

Fordham

■ Loss,
 ■ Non-Conf, S Site,
 ■ Home
 ■ Away
 N Neutral

Average RPI Win: 239		WON-LOST	WINNING	LAST 10	STRENGTH OF	OPP. STRENGTH	TEAM	ADJ.	CONF.	ADJ CONF.
Average RPI Loss: 114		RECORD	PCT. RANK	GAMES	SCHEDULE	OF SCHEDULE	RPI	RPI	RPI	RPI
DIV. I ONLY		9- 4	75	6-4	262	191	135	135	22	22
DIV. I NON-CONF.		5- 4	140	2-4	272	116	175	175	25	25
TOTALS	RPI 1-25		RPI 26-50		W-L RECORDS		RPI 51-100		RPI 101-150	RPI 150+
9- 4	0- 0		0- 0		OVERALL	0- 2		1- 1		8- 1
4- 1	0- 0		0- 0		HOME	0- 0		0- 1		4- 0
4- 2	0- 0		0- 0		AWAY	0- 1		1- 0		3- 1
1- 1	0- 0		0- 0		NEUTRAL	0- 1		0- 0		1- 0
5- 4	0- 0		0- 0		NON-CONFERENCE	0- 2		1- 1		4- 1
2- 1	0- 0		0- 0		HOME	0- 0		0- 1		2- 0
2- 2	0- 0		0- 0		AWAY	0- 1		1- 0		1- 1
1- 1	0- 0		0- 0		NEUTRAL	0- 1		0- 0		1- 0
4- 0	0- 0		0- 0		CONFERENCE	0- 0		0- 0		4- 0
2- 0	0- 0		0- 0		HOME	0- 0		0- 0		2- 0
2- 0	0- 0		0- 0		AWAY	0- 0		0- 0		2- 0
0- 0	0- 0		0- 0		NEUTRAL	0- 0		0- 0		0- 0

RPI 1-25				RPI 26-50				RPI 51-100				RPI 101+				Team's RPI: 135	
RPI	S	Opponent	Score	RPI	S	Opponent	Score	RPI	S	Opponent	Score	RPI	S	Opponent	Score		
								59	N	Yale	67	87	138	H	BYU	65	71
								93	A	Santa Clara	66	90	147	A	Montana	76	63
													164	A	Portland	64	75
													198	N	Georgetown	82	69
													205	A	San Jose St.	85	76
													232	H	UC Davis	73	65
													238	A	UNLV	72	66
													248	H	Northern Ariz.	83	66
													261	H	Utah St.	76	64
													297	H	San Diego St.	79	54
													326	A	Cal Poly	79	52
LAST 10 Division I																	
				93	A	Santa Clara	66	90	205	A	San Jose St.	85	76				
				261	H	Utah St.	76	64	297	H	San Diego St.	79	54				
				238	A	UNLV	72	66	248	H	Northern Ariz.	83	66				
				198	N	Georgetown	82	69	138	H	BYU	65	71				
				59	N	Yale	67	87	164	A	Portland	64	75				

Non-Div I Games:	La Verne	111	56	UC Merced	92	26
------------------	----------	-----	----	-----------	----	----

Fresno St.

■ Loss, ■ Non-Conf, S Site, H Home A Away N Neutral

F
u
r
m
a
n

F
u
r
m
a
n

Furman

Page 93

Ga. Southern

Through Games Of Jan. 4, 2020

Average RPI Win:	268	WON-LOST	WINNING	LAST 10	STRENGTH OF	OPP. STRENGTH	TEAM	ADJ.	CONF.	ADJ CONF.
Average RPI Loss:	181	RECORD	PCT. RANK	GAMES	SCHEDULE	OF SCHEDULE	RPI	RPI	RPI	RPI
DIV. I ONLY	5- 8	229	5-5	293	277	276	276	23	23	
DIV. I NON-CONF.	3- 8	268	3-5	294	223	299	299	22	22	
TOTALS	RPI 1-25	RPI 26-50	W-L RECORDS	RPI 51-100	RPI 101-150	RPI 150+				
5- 8	0- 0	0- 0	OVERALL	0- 2	0- 1	5- 5				
2- 2	0- 0	0- 0	HOME	0- 0	0- 1	2- 1				
2- 5	0- 0	0- 0	AWAY	0- 1	0- 0	2- 4				
1- 1	0- 0	0- 0	NEUTRAL	0- 1	0- 0	1- 0				
3- 8	0- 0	0- 0	NON-CONFERENCE	0- 2	0- 1	3- 5				
0- 2	0- 0	0- 0	HOME	0- 0	0- 1	0- 1				
2- 5	0- 0	0- 0	AWAY	0- 1	0- 0	2- 4				
1- 1	0- 0	0- 0	NEUTRAL	0- 1	0- 0	1- 0				
2- 0	0- 0	0- 0	CONFERENCE	0- 0	0- 0	2- 0				
2- 0	0- 0	0- 0	HOME	0- 0	0- 0	2- 0				
0- 0	0- 0	0- 0	AWAY	0- 0	0- 0	0- 0				
0- 0	0- 0	0- 0	NEUTRAL	0- 0	0- 0	0- 0				

RPI 1-25			RPI 26-50			RPI 51-100			RPI 101+			Team's RPI: 276
RPI	S	Opponent	Score	RPI	S	Opponent	Score	RPI	S	Opponent	Score	
						84 A Furman	63 78	121 H North Dakota		56 69		
						87 N Kent St.	48 62	160 A Tulane		40 56		
								169 A Bethune-Cookman		57 75		
								185 H Louisiana		83 67		
								228 H Kennesaw St.		69 95		
								259 A Wofford		70 57		
								262 A Winthrop		91 47		
								285 N St. Francis Brooklyn		78 47		
								286 A Ole Miss		66 69		
								311 A Mercer		52 62		
								351 H La.-Monroe		64 47		
LAST 10 Division I												
160 A Tulane		40 56	185 H Louisiana		83 67							
285 N St. Francis Brooklyn		78 47	351 H La.-Monroe		64 47							
87 N Kent St.		48 62	259 A Wofford		70 57							
286 A Ole Miss		66 69	262 A Winthrop		91 47							
311 A Mercer		52 62	169 A Bethune-Cookman		57 75							

Non-Div I Games:

Ga. Southern

■ Loss,
 ■ Non-Conf,
 ■ S Site,
 ■ Home
 ■ A Away
 N Neutral

Average RPI Win:	288	WON-LOST	WINNING	LAST 10	STRENGTH OF	OPP. STRENGTH	TEAM	ADJ.	CONF.	ADJ CONF.
Average RPI Loss:	99	RECORD	PCT. RANK	GAMES	SCHEDULE	OF SCHEDULE	RPI	RPI	RPI	RPI
DIV. I ONLY	6- 6	169	5-5	302	132	203	203	27	27	
DIV. I NON-CONF.	5- 4	140	4-3	273	89	169	169	27	27	
TOTALS	RPI 1-25	RPI 26-50	W-L RECORDS	RPI 51-100	RPI 101-150	RPI 150+				
6- 6	0- 1	0- 1	OVERALL	0- 2	0- 0	6- 2				
3- 1	0- 0	0- 0	HOME	0- 1	0- 0	3- 0				
3- 5	0- 1	0- 1	AWAY	0- 1	0- 0	3- 2				
0- 0	0- 0	0- 0	NEUTRAL	0- 0	0- 0	0- 0				
5- 4	0- 1	0- 1	NON-CONFERENCE	0- 2	0- 0	5- 0				
3- 1	0- 0	0- 0	HOME	0- 1	0- 0	3- 0				
2- 3	0- 1	0- 1	AWAY	0- 1	0- 0	2- 0				
0- 0	0- 0	0- 0	NEUTRAL	0- 0	0- 0	0- 0				
1- 2	0- 0	0- 0	CONFERENCE	0- 0	0- 0	1- 2				
0- 0	0- 0	0- 0	HOME	0- 0	0- 0	0- 0				
1- 2	0- 0	0- 0	AWAY	0- 0	0- 0	1- 2				
0- 0	0- 0	0- 0	NEUTRAL	0- 0	0- 0	0- 0				

RPI 1-25				RPI 26-50				RPI 51-100				RPI 101+ Team's RPI: 203			
RPI	S	Opponent	Score	RPI	S	Opponent	Score	RPI	S	Opponent	Score	RPI	S	Opponent	Score
22	A	Virginia Tech	65 87	48	A	Charlotte	49 74	58	A	Georgia	56 84	153	A	Hampton	58 63
								84	H	Furman	67 72	208	H	Delaware	67 65
												226	A	Longwood	70 80
												259	H	Wofford	67 53
												281	A	Appalachian St.	67 56
												311	A	Mercer	65 62
												329	H	Western Caro.	88 62
												342	A	Charleston So.	79 52
LAST 10 Division I															
226	A	Longwood	70 80	153	A	Hampton	58 63								
58	A	Georgia	56 84	342	A	Charleston So.	79 52								
311	A	Mercer	65 62	84	H	Furman	67 72								
208	H	Delaware	67 65	329	H	Western Caro.	88 62								
22	A	Virginia Tech	65 87	281	A	Appalachian St.	67 56								

Non-Div I Games:

Gardner-Webb

■ Loss,
■ Non-Conf,
■ S Site,
■ H Home
■ A Away
N Neutral

George Mason

Through Games Of Jan. 4, 2020

Average RPI Win:	219	WON-LOST	WINNING	LAST 10	STRENGTH OF	OPP. STRENGTH	TEAM	ADJ.	CONF.	ADJ CONF.
Average RPI Loss:	139	RECORD	PCT. RANK	GAMES	SCHEDULE	OF SCHEDULE	RPI	RPI	RPI	RPI
DIV. I ONLY	7- 7	169	4-6	120	246	159	159	12	12	
DIV. I NON-CONF.	6- 7	182	3-6	120	273	168	168	12	12	
TOTALS	RPI 1-25	RPI 26-50	W-L RECORDS	RPI 51-100	RPI 101-150	RPI 150+				
7- 7	0- 1	0- 0	OVERALL	0- 1	1- 2	6- 3				
3- 4	0- 1	0- 0	HOME	0- 1	1- 0	2- 2				
4- 2	0- 0	0- 0	AWAY	0- 0	0- 1	4- 1				
0- 1	0- 0	0- 0	NEUTRAL	0- 0	0- 1	0- 0				
6- 7	0- 1	0- 0	NON-CONFERENCE	0- 1	0- 2	6- 3				
2- 4	0- 1	0- 0	HOME	0- 1	0- 0	2- 2				
4- 2	0- 0	0- 0	AWAY	0- 0	0- 1	4- 1				
0- 1	0- 0	0- 0	NEUTRAL	0- 0	0- 1	0- 0				
1- 0	0- 0	0- 0	CONFERENCE	0- 0	1- 0	0- 0				
1- 0	0- 0	0- 0	HOME	0- 0	1- 0	0- 0				
0- 0	0- 0	0- 0	AWAY	0- 0	0- 0	0- 0				
0- 0	0- 0	0- 0	NEUTRAL	0- 0	0- 0	0- 0				

RPI 1-25				RPI 26-50				RPI 51-100				RPI 101+ Team's RPI: 159			
RPI	S	Opponent	Score	RPI	S	Opponent	Score	RPI	S	Opponent	Score	RPI	S	Opponent	Score
22	H	Virginia Tech	58 77					82	H	Bucknell	51 64	118	A	Coastal Caro.	59 74
												128	N	Bradley	59 61
												131	H	George Washington	70 60
												156	H	American	73 55
												172	H	Howard	75 86
												201	A	Penn St.	78 68
												207	A	SMU	59 58
												208	A	Delaware	44 63
												244	H	UMKC	58 64
												246	A	Col. of Charleston	72 61
												272	A	Navy	67 58
												319	H	Detroit Mercy	75 62
LAST 10 Division I															
208	A	Delaware	44 63	131	H	George Washington	70 60								
172	H	Howard	75 86	207	A	SMU	59 58								
272	A	Navy	67 58	128	N	Bradley	59 61								
82	H	Bucknell	51 64	244	H	UMKC	58 64								
118	A	Coastal Caro.	59 74	201	A	Penn St.	78 68								

Non-Div I Games:

George Mason

■ Loss,
 ■ Non-Conf,
 ■ S Site,
 ■ H Home
 ■ A Away
 N Neutral

Average RPI Win:	198	WON-LOST	WINNING	LAST 10	STRENGTH OF	OPP. STRENGTH	TEAM	ADJ.	CONF.	ADJ CONF.
Average RPI Loss:	84	RECORD	PCT. RANK	GAMES	SCHEDULE	OF SCHEDULE	RPI	RPI	RPI	RPI
DIV. I ONLY	6- 8	208	4-6	71	121	131	131	12	12	
DIV. I NON-CONF.	6- 7	182	4-5	63	138	112	112	12	12	
TOTALS	RPI 1-25	RPI 26-50	W-L RECORDS	RPI 51-100	RPI 101-150	RPI 150+				
6- 8	0- 1	0- 3	OVERALL	1- 1	1- 1	4- 2				
2- 4	0- 1	0- 2	HOME	0- 0	0- 1	2- 0				
4- 4	0- 0	0- 1	AWAY	1- 1	1- 0	2- 2				
0- 0	0- 0	0- 0	NEUTRAL	0- 0	0- 0	0- 0				
6- 7	0- 1	0- 3	NON-CONFERENCE	1- 1	1- 1	4- 1				
2- 4	0- 1	0- 2	HOME	0- 0	0- 1	2- 0				
4- 3	0- 0	0- 1	AWAY	1- 1	1- 0	2- 1				
0- 0	0- 0	0- 0	NEUTRAL	0- 0	0- 0	0- 0				
0- 1	0- 0	0- 0	CONFERENCE	0- 0	0- 0	0- 1				
0- 0	0- 0	0- 0	HOME	0- 0	0- 0	0- 0				
0- 1	0- 0	0- 0	AWAY	0- 0	0- 0	0- 1				
0- 0	0- 0	0- 0	NEUTRAL	0- 0	0- 0	0- 0				

RPI 1-25				RPI 26-50				RPI 51-100				RPI 101+ Team's RPI: 131			
RPI	S	Opponent	Score	RPI	S	Opponent	Score	RPI	S	Opponent	Score	RPI	S	Opponent	Score
24	H	Princeton	50 75	28	H	James Madison	50 69	66	A	Villanova	68 56	136	H	William & Mary	51 63
				29	A	Maryland	54 88	95	A	Lehigh	53 59	144	A	Memphis	64 63
				46	H	Minnesota	50 83					156	A	American	53 66
												159	A	George Mason	60 70
												198	H	Georgetown	52 49
												208	A	Delaware	63 49
												229	A	Quinnipiac	78 67
												341	H	Coppin St.	54 35
LAST 10 Division I															
156	A	American	53 66	159	A	George Mason	60 70								
28	H	James Madison	50 69	136	H	William & Mary	51 63								
46	H	Minnesota	50 83	341	H	Coppin St.	54 35								
229	A	Quinnipiac	78 67	198	H	Georgetown	52 49								
208	A	Delaware	63 49	29	A	Maryland	54 88								

Non-Div I Games:

George Washington

■ Loss,
 ■ Non-Conf, S Site,
 ■ Home
 ■ Away
 N Neutral

Average RPI Win: 244	WON-LOST	WINNING	LAST 10	STRENGTH OF	OPP. STRENGTH	TEAM	ADJ.	CONF.	ADJ CONF.
Average RPI Loss: 101	RECORD	PCT. RANK	GAMES	SCHEDULE	OF SCHEDULE	RPI	RPI	RPI	RPI
DIV. I ONLY	4- 10	270	3-7	110	150	198	198	6	6
DIV. I NON-CONF.	3- 8	268	2-5	189	204	237	237	6	6

TOTALS	RPI 1-25	RPI 26-50	W-L RECORDS	RPI 51-100	RPI 101-150	RPI 150+			
4- 10	0- 1	0- 2	OVERALL	0- 0	1- 7	3- 0			
1- 4	0- 1	0- 1	HOME	0- 0	1- 2	0- 0			
3- 5	0- 0	0- 1	AWAY	0- 0	0- 4	3- 0			
0- 1	0- 0	0- 0	NEUTRAL	0- 0	0- 1	0- 0			
3- 8	0- 0	0- 1	NON-CONFERENCE	0- 0	0- 7	3- 0			
0- 3	0- 0	0- 1	HOME	0- 0	0- 2	0- 0			
3- 4	0- 0	0- 0	AWAY	0- 0	0- 4	3- 0			
0- 1	0- 0	0- 0	NEUTRAL	0- 0	0- 1	0- 0			
1- 2	0- 1	0- 1	CONFERENCE	0- 0	1- 0	0- 0			
1- 1	0- 1	0- 0	HOME	0- 0	1- 0	0- 0			
0- 1	0- 0	0- 1	AWAY	0- 0	0- 0	0- 0			
0- 0	0- 0	0- 0	NEUTRAL	0- 0	0- 0	0- 0			

RPI 1-25				RPI 26-50				RPI 51-100				RPI 101+ Team's RPI: 198			
RPI	S	Opponent	Score	RPI	S	Opponent	Score	RPI	S	Opponent	Score	RPI	S	Opponent	Score
13	H	Creighton	56 65	28	H	James Madison	59 66					103	H	Richmond	49 51
				45	A	St. John's (NY)	54 71					114	H	Providence	62 53
												129	A	Davidson	52 66
												131	A	George Washington	49 52
												135	N	Fresno St.	69 82
												139	A	Fordham	54 67
												141	H	Rider	64 65
												146	A	Columbia	49 54
												283	A	LMU (CA)	64 53
												287	A	Pittsburgh	66 56
												293	A	UMES	57 39

LAST 10 Division I															
13	H	Creighton	56 65	45	A	St. John's (NY)	54 71								
293	A	UMES	57 39	114	H	Providence	62 53								
141	H	Rider	64 65	135	N	Fresno St.	69 82								
139	A	Fordham	54 67	283	A	LMU (CA)	64 53								
146	A	Columbia	49 54	131	A	George Washington	49 52								

Non-Div I Games:

Georgetown

■ Loss,
 ■ Non-Conf,
 ■ S Site,
 ■ H Home
 ■ A Away
 N Neutral

Average RPI Win: 190	WON-LOST	WINNING	LAST 10	STRENGTH OF	OPP. STRENGTH	TEAM	ADJ.	CONF.	ADJ CONF.
Average RPI Loss: 34	RECORD	PCT. RANK	GAMES	SCHEDULE	OF SCHEDULE	RPI	RPI	RPI	RPI
DIV. I ONLY	10- 4	68	7-3	33	164	58	58	4	4
DIV. I NON-CONF.	9- 4	84	6-3	31	163	71	71	4	4
TOTALS	RPI 1-25	RPI 26-50	W-L RECORDS	RPI 51-100	RPI 101-150	RPI 150+			
10- 4	1- 2	0- 1	OVERALL	2- 1	0- 0	7- 0			
7- 3	0- 2	0- 0	HOME	2- 1	0- 0	5- 0			
1- 1	0- 0	0- 1	AWAY	0- 0	0- 0	1- 0			
2- 0	1- 0	0- 0	NEUTRAL	0- 0	0- 0	1- 0			
9- 4	1- 2	0- 1	NON-CONFERENCE	2- 1	0- 0	6- 0			
7- 3	0- 2	0- 0	HOME	2- 1	0- 0	5- 0			
0- 1	0- 0	0- 1	AWAY	0- 0	0- 0	0- 0			
2- 0	1- 0	0- 0	NEUTRAL	0- 0	0- 0	1- 0			
1- 0	0- 0	0- 0	CONFERENCE	0- 0	0- 0	1- 0			
0- 0	0- 0	0- 0	HOME	0- 0	0- 0	0- 0			
1- 0	0- 0	0- 0	AWAY	0- 0	0- 0	1- 0			
0- 0	0- 0	0- 0	NEUTRAL	0- 0	0- 0	0- 0			

RPI S	Opponent	Score	RPI S	Opponent	Score	RPI S	Opponent	Score	Team's RPI: 58	RPI S	Opponent	Score
9	H UCLA	50 59	37	A Baylor	38 72	64	H N.C. A&T	72 54		151	N Butler	69 36
22	N Virginia Tech	77 72				66	H Villanova	58 63		203	H Gardner-Webb	84 56
23	H Georgia Tech	40 73				84	H Furman	77 48		228	H Kennesaw St.	80 65
										230	H East Carolina	67 50
										286	A Ole Miss	58 51
										311	H Mercer	76 60
										323	H USC Upstate	67 53
LAST 10 Division I												
203	H Gardner-Webb	84 56	286	A Ole Miss	58 51							
9	H UCLA	50 59	230	H East Carolina	67 50							
84	H Furman	77 48	151	N Butler	69 36							
37	A Baylor	38 72	323	H USC Upstate	67 53							
22	N Virginia Tech	77 72	66	H Villanova	58 63							

Non-Div I Games:

Georgia

Average RPI Win:	324	WON-LOST	WINNING	LAST 10	STRENGTH OF	OPP. STRENGTH	TEAM	ADJ.	CONF.	ADJ CONF.
Average RPI Loss:	156	RECORD	PCT. RANK	GAMES	SCHEDULE	OF SCHEDULE	RPI	RPI	RPI	RPI
DIV. I ONLY	4- 9	260	4-6	280	296	317	317	23	23	
DIV. I NON-CONF.	3- 8	268	3-5	265	238	311	311	22	22	
TOTALS	RPI 1-25	RPI 26-50	W-L RECORDS	RPI 51-100	RPI 101-150	RPI 150+				
4- 9	0- 1	0- 1	OVERALL	0- 1	0- 1	4- 5				
3- 5	0- 0	0- 1	HOME	0- 0	0- 0	3- 4				
0- 4	0- 1	0- 0	AWAY	0- 1	0- 1	0- 1				
1- 0	0- 0	0- 0	NEUTRAL	0- 0	0- 0	1- 0				
3- 8	0- 1	0- 1	NON-CONFERENCE	0- 1	0- 1	3- 4				
2- 4	0- 0	0- 1	HOME	0- 0	0- 0	2- 3				
0- 4	0- 1	0- 0	AWAY	0- 1	0- 1	0- 1				
1- 0	0- 0	0- 0	NEUTRAL	0- 0	0- 0	1- 0				
1- 1	0- 0	0- 0	CONFERENCE	0- 0	0- 0	1- 1				
1- 1	0- 0	0- 0	HOME	0- 0	0- 0	1- 1				
0- 0	0- 0	0- 0	AWAY	0- 0	0- 0	0- 0				
0- 0	0- 0	0- 0	NEUTRAL	0- 0	0- 0	0- 0				

RPI 1-25				RPI 26-50				RPI 51-100				RPI 101+ Team's RPI: 317			
RPI	S	Opponent	Score	RPI	S	Opponent	Score	RPI	S	Opponent	Score	RPI	S	Opponent	Score
23	A	Georgia Tech	28 69	29	H	Maryland	41 114	84	A	Furman	55 62	115	A	UNC Greensboro	49 64
												185	H	Louisiana	65 75
												194	H	Toledo	48 74
												214	A	UTEP	68 71
												242	H	Alabama A&M	52 67
												294	H	SIUE	74 73
												308	N	New Mexico St.	59 51
												322	H	FIU	63 70
												344	H	South Carolina St.	77 52
												351	H	La.-Monroe	68 52
LAST 10 Division I															
294	H	SIUE	74 73	351	H	La.-Monroe	68 52								
344	H	South Carolina St.	77 52	185	H	Louisiana	65 75								
29	H	Maryland	41 114	214	A	UTEP	68 71								
115	A	UNC Greensboro	49 64	308	N	New Mexico St.	59 51								
84	A	Furman	55 62	242	H	Alabama A&M	52 67								

Non-Div I Games:

Georgia St.

■ Loss,
 ■ Non-Conf, S Site,
 ■ Home
 ■ Away
 N Neutral

Average RPI Win:	150	WON-LOST	WINNING	LAST 10	STRENGTH OF	OPP. STRENGTH	TEAM	ADJ.	CONF.	ADJ CONF.
Average RPI Loss:	26	RECORD	PCT. RANK	GAMES	SCHEDULE	OF SCHEDULE	RPI	RPI	RPI	RPI
DIV. I ONLY	11- 2	29	8-2	62	14	23	23	3	3	
DIV. I NON-CONF.	9- 2	40	6-2	72	63	31	31	2	2	
TOTALS	RPI 1-25	RPI 26-50	W-L RECORDS	RPI 51-100	RPI 101-150	RPI 150+				
11- 2	0- 1	2- 1	OVERALL	2- 0	2- 0	5- 0				
7- 0	0- 0	2- 0	HOME	0- 0	2- 0	3- 0				
2- 0	0- 0	0- 0	AWAY	1- 0	0- 0	1- 0				
2- 2	0- 1	0- 1	NEUTRAL	1- 0	0- 0	1- 0				
9- 2	0- 1	0- 1	NON-CONFERENCE	2- 0	2- 0	5- 0				
5- 0	0- 0	0- 0	HOME	0- 0	2- 0	3- 0				
2- 0	0- 0	0- 0	AWAY	1- 0	0- 0	1- 0				
2- 2	0- 1	0- 1	NEUTRAL	1- 0	0- 0	1- 0				
2- 0	0- 0	2- 0	CONFERENCE	0- 0	0- 0	0- 0				
2- 0	0- 0	2- 0	HOME	0- 0	0- 0	0- 0				
0- 0	0- 0	0- 0	AWAY	0- 0	0- 0	0- 0				
0- 0	0- 0	0- 0	NEUTRAL	0- 0	0- 0	0- 0				

RPI 1-25				Team's RPI: 23		RPI 26-50				RPI 51-100				RPI 101+			
RPI	S	Opponent	Score	RPI	S	Opponent	Score	RPI	S	Opponent	Score	RPI	S	Opponent	Score		
7	N	Texas A&M	48 60	27	H	Miami (FL)	61 54	58	A	Georgia	73 40	105	H	Wisconsin	60 41		
				33	H	Virginia	61 51	65	N	Seton Hall	79 54	123	H	Houston	69 38		
				44	N	Rutgers	43 46					176	N	Rice	54 52		
												223	H	ETSU	87 48		
												228	A	Kennesaw St.	63 47		
												292	H	Grambling	89 42		
												317	H	Georgia St.	69 28		
LAST 10 Division I																	
176	N	Rice	54 52	27	H	Miami (FL)	61 54										
7	N	Texas A&M	48 60	33	H	Virginia	61 51										
223	H	ETSU	87 48	44	N	Rutgers	43 46										
228	A	Kennesaw St.	63 47	65	N	Seton Hall	79 54										
105	H	Wisconsin	60 41	317	H	Georgia St.	69 28										

Non-Div I Games:

Georgia Tech

■ Loss,
■ Non-Conf, S Site,
■ Home
■ Away
N Neutral

Gonzaga

Through Games Of Jan. 4, 2020

Average RPI Win:	117	WON-LOST	WINNING	LAST 10	STRENGTH OF	OPP. STRENGTH	TEAM	ADJ.	CONF.	ADJ CONF.
Average RPI Loss:	5	RECORD	PCT. RANK	GAMES	SCHEDULE	OF SCHEDULE	RPI	RPI	RPI	RPI
DIV. I ONLY	14- 1	6	10-0	39	9	8	8	11	11	
DIV. I NON-CONF.	11- 1	14	7-0	29	3	4	4	11	11	
TOTALS	RPI 1-25	RPI 26-50	W-L RECORDS	RPI 51-100	RPI 101-150	RPI 150+				
14- 1	2- 1	0- 0	OVERALL	5- 0	3- 0	4- 0				
6- 0	1- 0	0- 0	HOME	3- 0	0- 0	2- 0				
5- 1	0- 1	0- 0	AWAY	1- 0	2- 0	2- 0				
3- 0	1- 0	0- 0	NEUTRAL	1- 0	1- 0	0- 0				
11- 1	2- 1	0- 0	NON-CONFERENCE	5- 0	2- 0	2- 0				
5- 0	1- 0	0- 0	HOME	3- 0	0- 0	1- 0				
3- 1	0- 1	0- 0	AWAY	1- 0	1- 0	1- 0				
3- 0	1- 0	0- 0	NEUTRAL	1- 0	1- 0	0- 0				
3- 0	0- 0	0- 0	CONFERENCE	0- 0	1- 0	2- 0				
1- 0	0- 0	0- 0	HOME	0- 0	0- 0	1- 0				
2- 0	0- 0	0- 0	AWAY	0- 0	1- 0	1- 0				
0- 0	0- 0	0- 0	NEUTRAL	0- 0	0- 0	0- 0				

RPI	S	Opponent	Score
2	H	Missouri St.	64 52
5	A	Stanford	70 76
19	N	Purdue	63 50

RPI	S	Opponent	Score
-----	---	----------	-------

RPI	S	Opponent	Score
53	N	Middle Tenn.	62 50
67	H	UT Martin	78 55
69	H	Texas Southern	80 45
89	H	CSU Bakersfield	92 48
100	A	Washington St.	76 53

RPI	S	Opponent	Score
108	A	Montana St.	70 55
137	N	Dayton	76 65
138	A	BYU	55 43
164	H	Portland	62 57
187	A	Wyoming	65 54
199	A	San Diego	57 42
299	H	Eastern Wash.	84 44

LAST 10 Division I

164	H	Portland	62 57	199	A	San Diego	57 42
2	H	Missouri St.	64 52	138	A	BYU	55 43
187	A	Wyoming	65 54	108	A	Montana St.	70 55
69	H	Texas Southern	80 45	19	N	Purdue	63 50
100	A	Washington St.	76 53	53	N	Middle Tenn.	62 50

Non-Div I Games:

Gonzaga

■ Loss,
 ■ Non-Conf, S Site,
 ■ Home
 ■ Away
 N Neutral

Grambling

Through Games Of Jan. 4, 2020

Average RPI Win: 242	WON-LOST	WINNING	LAST 10	STRENGTH OF	OPP. STRENGTH	TEAM	ADJ.	CONF.	ADJ CONF.
Average RPI Loss: 148	RECORD	PCT. RANK	GAMES	SCHEDULE	OF SCHEDULE	RPI	RPI	RPI	RPI
DIV. I ONLY	1- 10	331	1-9	79	267	292	292	28	28
DIV. I NON-CONF.	0- 10	338	0-9	57	266	305	305	28	28
TOTALS	RPI 1-25	RPI 26-50	W-L RECORDS	RPI 51-100	RPI 101-150	RPI 150+			
1- 10	0- 1	0- 2	OVERALL	0- 0	0- 3	1- 4			
1- 2	0- 0	0- 0	HOME	0- 0	0- 1	1- 1			
0- 7	0- 1	0- 2	AWAY	0- 0	0- 1	0- 3			
0- 1	0- 0	0- 0	NEUTRAL	0- 0	0- 1	0- 0			
0- 10	0- 1	0- 2	NON-CONFERENCE	0- 0	0- 3	0- 4			
0- 2	0- 0	0- 0	HOME	0- 0	0- 1	0- 1			
0- 7	0- 1	0- 2	AWAY	0- 0	0- 1	0- 3			
0- 1	0- 0	0- 0	NEUTRAL	0- 0	0- 1	0- 0			
1- 0	0- 0	0- 0	CONFERENCE	0- 0	0- 0	1- 0			
1- 0	0- 0	0- 0	HOME	0- 0	0- 0	1- 0			
0- 0	0- 0	0- 0	AWAY	0- 0	0- 0	0- 0			
0- 0	0- 0	0- 0	NEUTRAL	0- 0	0- 0	0- 0			

RPI 1-25				RPI 26-50				RPI 51-100				RPI 101+ Team's RPI: 292			
RPI	S	Opponent	Score	RPI	S	Opponent	Score	RPI	S	Opponent	Score	RPI	S	Opponent	Score
23	A	Georgia Tech	42 89	26	A	Kentucky	35 81					113	H	UT Arlington	54 88
				37	A	Baylor	46 120					126	N	Binghamton	67 88
												127	A	Wichita St.	65 77
												162	H	Florida	65 72
												209	A	Louisiana Tech	66 70
												242	H	Alabama A&M	69 59
												322	A	FIU	55 56
												338	A	Northwestern St.	61 65
LAST 10 Division I															
126	N	Binghamton	67 88	242	H	Alabama A&M	69 59								
322	A	FIU	55 56	127	A	Wichita St.	65 77								
209	A	Louisiana Tech	66 70	113	H	UT Arlington	54 88								
338	A	Northwestern St.	61 65	23	A	Georgia Tech	42 89								
26	A	Kentucky	35 81	37	A	Baylor	46 120								

Non-Div I Games: Centenary (LA) 106 42

Grambling

■ Loss,
 ■ Non-Conf,
 ■ S Site,
 ■ Home
 ■ A Away
 N Neutral

Grand Canyon

Through Games Of Jan. 4, 2020

Average RPI Win:	225	WON-LOST	WINNING	LAST 10	STRENGTH OF	OPP. STRENGTH	TEAM	ADJ.	CONF.	ADJ CONF.
Average RPI Loss:	144	RECORD	PCT. RANK	GAMES	SCHEDULE	OF SCHEDULE	RPI	RPI	RPI	RPI
DIV. I ONLY	3- 7	267	3-7	119	239	265	265	32	32	
DIV. I NON-CONF.	3- 6	235	3-6	122	267	255	255	32	32	
TOTALS	RPI 1-25	RPI 26-50	W-L RECORDS	RPI 51-100	RPI 101-150	RPI 150+				
3- 7	0- 0	0- 0	OVERALL	0- 2	0- 2	3- 3				
3- 3	0- 0	0- 0	HOME	0- 1	0- 1	3- 1				
0- 4	0- 0	0- 0	AWAY	0- 1	0- 1	0- 2				
0- 0	0- 0	0- 0	NEUTRAL	0- 0	0- 0	0- 0				
3- 6	0- 0	0- 0	NON-CONFERENCE	0- 1	0- 2	3- 3				
3- 2	0- 0	0- 0	HOME	0- 0	0- 1	3- 1				
0- 4	0- 0	0- 0	AWAY	0- 1	0- 1	0- 2				
0- 0	0- 0	0- 0	NEUTRAL	0- 0	0- 0	0- 0				
0- 1	0- 0	0- 0	CONFERENCE	0- 1	0- 0	0- 0				
0- 1	0- 0	0- 0	HOME	0- 1	0- 0	0- 0				
0- 0	0- 0	0- 0	AWAY	0- 0	0- 0	0- 0				
0- 0	0- 0	0- 0	NEUTRAL	0- 0	0- 0	0- 0				

RPI 1-25				RPI 26-50				RPI 51-100				RPI 101+				Team's RPI: 265	
RPI	S	Opponent	Score	RPI	S	Opponent	Score	RPI	S	Opponent	Score	RPI	S	Opponent	Score		
								80	A	California	53	72	121	H	North Dakota	76	78
								89	H	CSU Bakersfield	54	59	147	A	Montana	67	72
												163	H	Southern Utah	69	65	
												164	A	Portland	41	73	
												190	A	Portland St.	46	69	
												218	H	Cal St. Fullerton	70	80	
												238	H	UNLV	53	51	
												273	H	UC Santa Barbara	58	57	
LAST 10 Division I																	
273	H	UC Santa Barbara	58	57	89	H	CSU Bakersfield	54	59								
238	H	UNLV	53	51	80	A	California	53	72								
164	A	Portland	41	73	147	A	Montana	67	72								
190	A	Portland St.	46	69	163	H	Southern Utah	69	65								
218	H	Cal St. Fullerton	70	80	121	H	North Dakota	76	78								

Non-Div I Games: Benedictine Mesa 72 53 Whittier 77 41

Grand Canyon

Loss, Non-Conf, S Site, H Home A Away N Neutral

Average RPI Win:	180	WON-LOST	WINNING	LAST 10	STRENGTH OF	OPP. STRENGTH	TEAM	ADJ.	CONF.	ADJ CONF.
Average RPI Loss:	84	RECORD	PCT. RANK	GAMES	SCHEDULE	OF SCHEDULE	RPI	RPI	RPI	RPI
DIV. I ONLY	7- 8	187	4-6	94	45	145	145	18	18	
DIV. I NON-CONF.	5- 7	205	2-5	67	31	127	127	18	18	
TOTALS	RPI 1-25	RPI 26-50	W-L RECORDS	RPI 51-100	RPI 101-150	RPI 150+				
7- 8	0- 2	1- 2	OVERALL	1- 2	0- 1	5- 1				
3- 5	0- 1	0- 2	HOME	0- 1	0- 1	3- 0				
2- 2	0- 0	1- 0	AWAY	0- 1	0- 0	1- 1				
2- 1	0- 1	0- 0	NEUTRAL	1- 0	0- 0	1- 0				
5- 7	0- 2	1- 2	NON-CONFERENCE	1- 2	0- 0	3- 1				
1- 4	0- 1	0- 2	HOME	0- 1	0- 0	1- 0				
2- 2	0- 0	1- 0	AWAY	0- 1	0- 0	1- 1				
2- 1	0- 1	0- 0	NEUTRAL	1- 0	0- 0	1- 0				
2- 1	0- 0	0- 0	CONFERENCE	0- 0	0- 1	2- 0				
2- 1	0- 0	0- 0	HOME	0- 0	0- 1	2- 0				
0- 0	0- 0	0- 0	AWAY	0- 0	0- 0	0- 0				
0- 0	0- 0	0- 0	NEUTRAL	0- 0	0- 0	0- 0				

RPI S	Opponent	Score	RPI S	Opponent	Score	RPI S	Opponent	Score	RPI S	Opponent	Score	Team's RPI: 145
11 H	DePaul	65 76	31 H	South Dakota	60 66	63 N	Syracuse	79 73	124 H	Wright St.	58 70	
17 N	Mississippi St.	58 83	38 H	Marquette	47 60	74 A	Marist	60 72	155 N	Bowling Green	73 54	
			42 A	Central Mich.	111 105	99 H	South Dakota St.	55 60	195 H	Missouri	72 64	
									217 H	Northern Ky.	65 44	
									240 H	Milwaukee	61 48	
									277 A	Maine	60 61	
									345 A	Chicago St.	102 46	
LAST 10 Division I												
217 H	Northern Ky.	65 44	240 H	Milwaukee	61 48							
99 H	South Dakota St.	55 60	124 H	Wright St.	58 70							
74 A	Marist	60 72	63 N	Syracuse	79 73							
277 A	Maine	60 61	17 N	Mississippi St.	58 83							
11 H	DePaul	65 76	155 N	Bowling Green	73 54							

Non-Div I Games:

Green Bay

■ Loss,
■ Non-Conf, S Site,
■ Home
■ Away
N Neutral

Average RPI Win:	175	WON-LOST	WINNING	LAST 10	STRENGTH OF	OPP. STRENGTH	TEAM	ADJ.	CONF.	ADJ CONF.
Average RPI Loss:	144	RECORD	PCT. RANK	GAMES	SCHEDULE	OF SCHEDULE	RPI	RPI	RPI	RPI
DIV. I ONLY	6- 6	169	4-6	138	217	153	153	27	27	
DIV. I NON-CONF.	4- 5	195	2-5	153	91	161	161	27	27	
TOTALS	RPI 1-25	RPI 26-50	W-L RECORDS	RPI 51-100	RPI 101-150	RPI 150+				
6- 6	0- 0	0- 0	OVERALL	1- 2	1- 1	4- 3				
2- 3	0- 0	0- 0	HOME	0- 0	0- 1	2- 2				
2- 3	0- 0	0- 0	AWAY	1- 2	0- 0	1- 1				
2- 0	0- 0	0- 0	NEUTRAL	0- 0	1- 0	1- 0				
4- 5	0- 0	0- 0	NON-CONFERENCE	1- 2	1- 1	2- 2				
0- 3	0- 0	0- 0	HOME	0- 0	0- 1	0- 2				
2- 2	0- 0	0- 0	AWAY	1- 2	0- 0	1- 0				
2- 0	0- 0	0- 0	NEUTRAL	0- 0	1- 0	1- 0				
2- 1	0- 0	0- 0	CONFERENCE	0- 0	0- 0	2- 1				
2- 0	0- 0	0- 0	HOME	0- 0	0- 0	2- 0				
0- 1	0- 0	0- 0	AWAY	0- 0	0- 0	0- 1				
0- 0	0- 0	0- 0	NEUTRAL	0- 0	0- 0	0- 0				

RPI 1-25			RPI 26-50			RPI 51-100			RPI 101+			Team's RPI: 153
RPI	S	Opponent	Score	RPI	S	Opponent	Score	RPI	S	Opponent	Score	
						52 A Old Dominion	38 75	103 N Richmond		69 65		
						73 A Alabama	64 61	112 H Liberty		59 83		
						84 A Furman	65 70	171 H Fla. Atlantic		63 64		
								180 H Norfolk St.		56 77		
								203 H Gardner-Webb		63 58		
								213 A Chattanooga		84 55		
								216 N Mt. St. Mary's		68 60		
								239 H UNC Asheville		68 59		
								262 A Winthrop		66 72		
LAST 10 Division I												
262 A Winthrop		66 72	203 H Gardner-Webb		63 58							
103 N Richmond		69 65	239 H UNC Asheville		68 59							
52 A Old Dominion		38 75	180 H Norfolk St.		56 77							
216 N Mt. St. Mary's		68 60	84 A Furman		65 70							
112 H Liberty		59 83	171 H Fla. Atlantic		63 64							

Non-Div I Games:

Hampton

■ Loss,
 ■ Non-Conf,
 ■ S Site,
 ■ H Home
 ■ A Away
 N Neutral

Hartford

Through Games Of Jan. 4, 2020

Average RPI Win:	0	WON-LOST	WINNING	LAST 10	STRENGTH OF	OPP. STRENGTH	TEAM	ADJ.	CONF.	ADJ CONF.
Average RPI Loss:	186	RECORD	PCT. RANK	GAMES	SCHEDULE	OF SCHEDULE	RPI	RPI	RPI	RPI
DIV. I ONLY	0- 14	343	0-10	196	306	339	339	29	29	
DIV. I NON-CONF.	0- 13	338	0-9	171	317	333	333	29	29	
TOTALS	RPI 1-25	RPI 26-50	W-L RECORDS	RPI 51-100	RPI 101-150	RPI 150+				
0- 14	0- 1	0- 0	OVERALL	0- 2	0- 4	0- 7				
0- 6	0- 0	0- 0	HOME	0- 0	0- 1	0- 5				
0- 8	0- 1	0- 0	AWAY	0- 2	0- 3	0- 2				
0- 0	0- 0	0- 0	NEUTRAL	0- 0	0- 0	0- 0				
0- 13	0- 1	0- 0	NON-CONFERENCE	0- 2	0- 4	0- 6				
0- 6	0- 0	0- 0	HOME	0- 0	0- 1	0- 5				
0- 7	0- 1	0- 0	AWAY	0- 2	0- 3	0- 1				
0- 0	0- 0	0- 0	NEUTRAL	0- 0	0- 0	0- 0				
0- 1	0- 0	0- 0	CONFERENCE	0- 0	0- 0	0- 1				
0- 0	0- 0	0- 0	HOME	0- 0	0- 0	0- 0				
0- 1	0- 0	0- 0	AWAY	0- 0	0- 0	0- 1				
0- 0	0- 0	0- 0	NEUTRAL	0- 0	0- 0	0- 0				






























RPI 1-25				RPI 26-50				RPI 51-100				RPI 101+ Team's RPI: 339			
RPI	S	Opponent	Score	RPI	S	Opponent	Score	RPI	S	Opponent	Score	RPI	S	Opponent	Score
24	A	Princeton	42 73					85	A	Penn	46 74	114	H	Providence	57 75
								88	A	Michigan St.	34 79	133	A	Harvard	44 53
												136	A	William & Mary	44 61
												142	A	Massachusetts	48 74
												191	A	Northeastern	47 60
												211	H	Rhode Island	56 68
												229	H	Quinnipiac	50 87
												277	A	Maine	73 87
												312	H	NJIT	52 61
												327	H	Hofstra	41 43
												340	H	Central Conn. St.	54 61
LAST 10 Division I															
340	H	Central Conn. St.	54 61	277	A	Maine	73 87								
191	A	Northeastern	47 60	229	H	Quinnipiac	50 87								
24	A	Princeton	42 73	136	A	William & Mary	44 61								
312	H	NJIT	52 61	88	A	Michigan St.	34 79								
85	A	Penn	46 74	133	A	Harvard	44 53								

Non-Div I Games:

Hartford

■ Loss,
 ■ Non-Conf,
 ■ S Site,
 ■ Home
 ■ A Away
 N Neutral

Average RPI Win: 222	WON-LOST	WINNING	LAST 10	STRENGTH OF	OPP. STRENGTH	TEAM	ADJ.	CONF.	ADJ CONF.
Average RPI Loss: 136	RECORD	PCT. RANK	GAMES	SCHEDULE	OF SCHEDULE	RPI	RPI	RPI	RPI
DIV. I ONLY	9- 4	75	6-4	273	124	133	133	9	9
DIV. I NON-CONF.	9- 4	84	6-4	281	136	131	131	9	9
TOTALS	RPI 1-25	RPI 26-50	W-L RECORDS	RPI 51-100	RPI 101-150	RPI 150+			
9- 4	0- 0	0- 1	OVERALL	1- 0	0- 1	8- 2			
4- 1	0- 0	0- 0	HOME	1- 0	0- 0	3- 1			
5- 2	0- 0	0- 1	AWAY	0- 0	0- 0	5- 1			
0- 1	0- 0	0- 0	NEUTRAL	0- 0	0- 1	0- 0			
9- 4	0- 0	0- 1	NON-CONFERENCE	1- 0	0- 1	8- 2			
4- 1	0- 0	0- 0	HOME	1- 0	0- 0	3- 1			
5- 2	0- 0	0- 1	AWAY	0- 0	0- 0	5- 1			
0- 1	0- 0	0- 0	NEUTRAL	0- 0	0- 1	0- 0			
0- 0	0- 0	0- 0	CONFERENCE	0- 0	0- 0	0- 0			
0- 0	0- 0	0- 0	HOME	0- 0	0- 0	0- 0			
0- 0	0- 0	0- 0	AWAY	0- 0	0- 0	0- 0			
0- 0	0- 0	0- 0	NEUTRAL	0- 0	0- 0	0- 0			

RPI S	Opponent	Score	RPI S	Opponent	Score	RPI S	Opponent	Score	RPI S	Opponent	Score	Team's RPI: 133
			44  Rutgers	46  74		80  California	56 53		117 N	Saint Joseph's	39  63	
									158  Northern Ill.	59 53		
									171  Fla. Atlantic	65 51		
									191  Northeastern	44  46		
									193  La Salle	69  75		
									211  Rhode Island	61 58		
									225  Boston U.	66 39		
									229  Quinnipiac	77 68		
									277  Maine	69 40		
									307  Siena	68 51		
									339  Hartford	53 44		
LAST 10 Division I												
			117 N	Saint Joseph's	39  63		211  Rhode Island	61 58				
			277  Maine	69 40		171  Fla. Atlantic	65 51					
			191  Northeastern	44  46		339  Hartford	53 44					
			229  Quinnipiac	77 68		44  Rutgers	46  74					
			225  Boston U.	66 39		193  La Salle	69  75					

Non-Div I Games:

Harvard

 Loss,
  Non-Conf,
 S Site,
  Home
  Away
 N Neutral

Average RPI Win:	213	WON-LOST	WINNING	LAST 10	STRENGTH OF	OPP. STRENGTH	TEAM	ADJ.	CONF.	ADJ CONF.
Average RPI Loss:	118	RECORD	PCT. RANK	GAMES	SCHEDULE	OF SCHEDULE	RPI	RPI	RPI	RPI
DIV. I ONLY	5- 7	217	4-6	47	223	148	148	26	26	
DIV. I NON-CONF.	5- 7	205	4-6	50	221	152	152	26	26	
TOTALS	RPI 1-25	RPI 26-50	W-L RECORDS	RPI 51-100	RPI 101-150	RPI 150+				
5- 7	0- 2	0- 0	OVERALL	2- 2	0- 1	3- 2				
3- 4	0- 1	0- 0	HOME	1- 2	0- 0	2- 1				
2- 3	0- 1	0- 0	AWAY	1- 0	0- 1	1- 1				
0- 0	0- 0	0- 0	NEUTRAL	0- 0	0- 0	0- 0				
5- 7	0- 2	0- 0	NON-CONFERENCE	2- 2	0- 1	3- 2				
3- 4	0- 1	0- 0	HOME	1- 2	0- 0	2- 1				
2- 3	0- 1	0- 0	AWAY	1- 0	0- 1	1- 1				
0- 0	0- 0	0- 0	NEUTRAL	0- 0	0- 0	0- 0				
0- 0	0- 0	0- 0	CONFERENCE	0- 0	0- 0	0- 0				
0- 0	0- 0	0- 0	HOME	0- 0	0- 0	0- 0				
0- 0	0- 0	0- 0	AWAY	0- 0	0- 0	0- 0				
0- 0	0- 0	0- 0	NEUTRAL	0- 0	0- 0	0- 0				

RPI 1-25				RPI 26-50				RPI 51-100				RPI 101+ Team's RPI: 148			
RPI	S	Opponent	Score	RPI	S	Opponent	Score	RPI	S	Opponent	Score	RPI	S	Opponent	Score
6	A	Oregon St.	32 64					69	H	Texas Southern	57 74	134	A	Idaho	52 67
15	H	NC State	59 68					75	A	Washington	62 50	233	H	North Texas	60 66
								85	H	Penn	55 70	263	A	Pepperdine	52 51
								94	H	Texas	73 60	283	A	LMU (CA)	51 65
												297	H	San Diego St.	61 58
												336	H	UTSA	62 50
LAST 10 Division I															
75	A	Washington	62 50	85	H	Penn	55 70	134	A	Idaho	52 67	263	A	Pepperdine	52 51
6	A	Oregon St.	32 64	69	H	Texas Southern	57 74	336	H	UTSA	62 50				
94	H	Texas	73 60	233	H	North Texas	60 66								
15	H	NC State	59 68												

Non-Div I Games: Hope Int'l 86 49

Hawaii

Loss, Non-Conf, S Site, H Home A Away N Neutral

Average RPI Win:	287	WON-LOST	WINNING	LAST 10	STRENGTH OF	OPP. STRENGTH	TEAM	ADJ.	CONF.	ADJ CONF.
Average RPI Loss:	166	RECORD	PCT. RANK	GAMES	SCHEDULE	OF SCHEDULE	RPI	RPI	RPI	RPI
DIV. I ONLY	3- 9	282	3-7	239	262	291	291	27	27	
DIV. I NON-CONF.	2- 7	288	2-5	219	177	291	291	27	27	
TOTALS	RPI 1-25	RPI 26-50	W-L RECORDS	RPI 51-100	RPI 101-150	RPI 150+				
3- 9	0- 0	0- 1	OVERALL	0- 0	0- 2	3- 6				
2- 2	0- 0	0- 0	HOME	0- 0	0- 1	2- 1				
1- 7	0- 0	0- 1	AWAY	0- 0	0- 1	1- 5				
0- 0	0- 0	0- 0	NEUTRAL	0- 0	0- 0	0- 0				
2- 7	0- 0	0- 1	NON-CONFERENCE	0- 0	0- 2	2- 4				
1- 2	0- 0	0- 0	HOME	0- 0	0- 1	1- 1				
1- 5	0- 0	0- 1	AWAY	0- 0	0- 1	1- 3				
0- 0	0- 0	0- 0	NEUTRAL	0- 0	0- 0	0- 0				
1- 2	0- 0	0- 0	CONFERENCE	0- 0	0- 0	1- 2				
1- 0	0- 0	0- 0	HOME	0- 0	0- 0	1- 0				
0- 2	0- 0	0- 0	AWAY	0- 0	0- 0	0- 2				
0- 0	0- 0	0- 0	NEUTRAL	0- 0	0- 0	0- 0				

RPI S	Opponent	Score	RPI S	Opponent	Score	RPI S	Opponent	Score	RPI S	Opponent	Score	Team's RPI: 291
39	A Duke	57	93						115	A UNC Greensboro	70	82
									129	H Davidson	63	73
									151	A Butler	52	74
									156	A American	48	56
									180	A Norfolk St.	58	72
									219	A Campbell	36	73
									223	H ETSU	80	62
									246	H Col. of Charleston	70	79
									262	A Winthrop	63	69
									315	A N.C. Central	78	58
									323	H USC Upstate	85	46
LAST 10 Division I												
219	A Campbell	36	73	323	H USC Upstate	85	46					
115	A UNC Greensboro	70	82	262	A Winthrop	63	69					
151	A Butler	52	74	180	A Norfolk St.	58	72					
129	H Davidson	63	73	156	A American	48	56					
315	A N.C. Central	78	58	223	H ETSU	80	62					

Non-Div I Games:

High Point

■ Loss,
 ■ Non-Conf,
 ■ S Site,
 ■ Home
 ■ A Away
 N Neutral

Average RPI Win:	287	WON-LOST	WINNING	LAST 10	STRENGTH OF	OPP. STRENGTH	TEAM	ADJ.	CONF.	ADJ CONF.
Average RPI Loss:	194	RECORD	PCT. RANK	GAMES	SCHEDULE	OF SCHEDULE	RPI	RPI	RPI	RPI
DIV. I ONLY	3- 8	276	2-8	316	312	327	327	15	15	
DIV. I NON-CONF.	3- 8	268	2-8	314	316	328	328	15	15	
TOTALS	RPI 1-25	RPI 26-50	W-L RECORDS	RPI 51-100	RPI 101-150	RPI 150+				
3- 8	0- 0	0- 0	OVERALL	0- 1	0- 1	3- 6				
2- 3	0- 0	0- 0	HOME	0- 1	0- 0	2- 2				
1- 3	0- 0	0- 0	AWAY	0- 0	0- 0	1- 3				
0- 2	0- 0	0- 0	NEUTRAL	0- 0	0- 1	0- 1				
3- 8	0- 0	0- 0	NON-CONFERENCE	0- 1	0- 1	3- 6				
2- 3	0- 0	0- 0	HOME	0- 1	0- 0	2- 2				
1- 3	0- 0	0- 0	AWAY	0- 0	0- 0	1- 3				
0- 2	0- 0	0- 0	NEUTRAL	0- 0	0- 1	0- 1				
0- 0	0- 0	0- 0	CONFERENCE	0- 0	0- 0	0- 0				
0- 0	0- 0	0- 0	HOME	0- 0	0- 0	0- 0				
0- 0	0- 0	0- 0	AWAY	0- 0	0- 0	0- 0				
0- 0	0- 0	0- 0	NEUTRAL	0- 0	0- 0	0- 0				

RPI S	Opponent	Score	RPI S	Opponent	Score	RPI S	Opponent	Score	RPI S	Opponent	Score	Team's RPI: 327
						91 H	Stony Brook	38 81	123 N	Houston	44 54	
									157 N	Samford	45 65	
									170 H	Cleveland St.	51 61	
									172 H	Howard	64 73	
									219 H	Campbell	58 55	
									227 A	Sacred Heart	44 71	
									266 A	Fairfield	64 73	
									302 H	Morgan St.	51 39	
									339 A	Hartford	43 41	
									347 A	LIU Brooklyn	46 85	
LAST 10 Division I												
219 H	Campbell	58 55	157 N	Samford	45 65							
266 A	Fairfield	64 73	123 N	Houston	44 54							
302 H	Morgan St.	51 39	170 H	Cleveland St.	51 61							
347 A	LIU Brooklyn	46 85	91 H	Stony Brook	38 81							
172 H	Howard	64 73	227 A	Sacred Heart	44 71							

Non-Div I Games:

Hofstra

■ Loss,
 ■ Non-Conf, S Site,
 ■ Home
 ■ Away
 N Neutral

Holy Cross

Through Games Of Jan. 4, 2020

Average RPI Win:	238	WON-LOST	WINNING	LAST 10	STRENGTH OF	OPP. STRENGTH	TEAM	ADJ.	CONF.	ADJ CONF.
Average RPI Loss:	144	RECORD	PCT. RANK	GAMES	SCHEDULE	OF SCHEDULE	RPI	RPI	RPI	RPI
DIV. I ONLY	9- 4	75	7-3	269	232	111	111	14	14	
DIV. I NON-CONF.	7- 4	100	5-3	235	231	114	114	13	13	
TOTALS	RPI 1-25	RPI 26-50	W-L RECORDS	RPI 51-100	RPI 101-150	RPI 150+				
9- 4	0- 0	0- 0	OVERALL	0- 1	1- 2	8- 1				
4- 0	0- 0	0- 0	HOME	0- 0	1- 0	3- 0				
5- 4	0- 0	0- 0	AWAY	0- 1	0- 2	5- 1				
0- 0	0- 0	0- 0	NEUTRAL	0- 0	0- 0	0- 0				
7- 4	0- 0	0- 0	NON-CONFERENCE	0- 1	1- 2	6- 1				
4- 0	0- 0	0- 0	HOME	0- 0	1- 0	3- 0				
3- 4	0- 0	0- 0	AWAY	0- 1	0- 2	3- 1				
0- 0	0- 0	0- 0	NEUTRAL	0- 0	0- 0	0- 0				
2- 0	0- 0	0- 0	CONFERENCE	0- 0	0- 0	2- 0				
0- 0	0- 0	0- 0	HOME	0- 0	0- 0	0- 0				
2- 0	0- 0	0- 0	AWAY	0- 0	0- 0	2- 0				
0- 0	0- 0	0- 0	NEUTRAL	0- 0	0- 0	0- 0				

RPI S	Opponent	Score	RPI S	Opponent	Score	RPI S	Opponent	Score	RPI S	Opponent	Score	Team's RPI: 111
						81	A North Florida	60 80	102	H Boston College	80 71	
									142	A Massachusetts	72 75	
									143	A Illinois	75 78	
									189	A Stetson	75 63	
									197	H Merrimack	68 42	
									211	A Rhode Island	58 73	
									227	A Sacred Heart	65 52	
									256	A Loyola Maryland	64 56	
									271	A Brown	83 71	
									272	A Navy	58 49	
									314	H New Hampshire	82 61	
									318	H Bryant	87 75	
LAST 10 Division I												
189	A Stetson	75 63	272	A Navy	58 49							
81	A North Florida	60 80	256	A Loyola Maryland	64 56							
314	H New Hampshire	82 61	211	A Rhode Island	58 73							
227	A Sacred Heart	65 52	271	A Brown	83 71							
142	A Massachusetts	72 75	197	H Merrimack	68 42							

Non-Div I Games:

Holy Cross

Loss, Non-Conf, S Site, H Home A Away N Neutral

Average RPI Win:	222	WON-LOST	WINNING	LAST 10	STRENGTH OF	OPP. STRENGTH	TEAM	ADJ.	CONF.	ADJ CONF.
Average RPI Loss:	91	RECORD	PCT. RANK	GAMES	SCHEDULE	OF SCHEDULE	RPI	RPI	RPI	RPI
DIV. I ONLY	7- 7	169	5-5	63	128	123	123	8	8	
DIV. I NON-CONF.	7- 7	163	5-5	69	143	122	122	8	8	
TOTALS	RPI 1-25	RPI 26-50	W-L RECORDS	RPI 51-100	RPI 101-150	RPI 150+				
7- 7	0- 2	0- 1	OVERALL	1- 1	0- 1	6- 2				
5- 1	0- 0	0- 1	HOME	1- 0	0- 0	4- 0				
0- 4	0- 2	0- 0	AWAY	0- 0	0- 1	0- 1				
2- 2	0- 0	0- 0	NEUTRAL	0- 1	0- 0	2- 1				
7- 7	0- 2	0- 1	NON-CONFERENCE	1- 1	0- 1	6- 2				
5- 1	0- 0	0- 1	HOME	1- 0	0- 0	4- 0				
0- 4	0- 2	0- 0	AWAY	0- 0	0- 1	0- 1				
2- 2	0- 0	0- 0	NEUTRAL	0- 1	0- 0	2- 1				
0- 0	0- 0	0- 0	CONFERENCE	0- 0	0- 0	0- 0				
0- 0	0- 0	0- 0	HOME	0- 0	0- 0	0- 0				
0- 0	0- 0	0- 0	AWAY	0- 0	0- 0	0- 0				
0- 0	0- 0	0- 0	NEUTRAL	0- 0	0- 0	0- 0				

RPI 1-25				RPI 26-50				RPI 51-100				RPI 101+ Team's RPI: 123			
RPI	S	Opponent	Score	RPI	S	Opponent	Score	RPI	S	Opponent	Score	RPI	S	Opponent	Score
7	A	Texas A&M	43 72	36	H	FGCU	45 57	55	H	Oklahoma	85 69	139	A	Fordham	54 63
23	A	Georgia Tech	38 69					63	N	Syracuse	62 87	166	H	Southern Miss.	75 60
												181	N	San Francisco	57 80
												188	A	New Mexico	71 81
												209	H	Louisiana Tech	67 53
												215	H	Southeastern La.	78 65
												288	H	Houston Baptist	82 60
												295	N	California Baptist	96 75
												327	N	Hofstra	54 44
LAST 10 Division I															
166	H	Southern Miss.	75 60	139	A	Fordham	54 63								
7	A	Texas A&M	43 72	327	N	Hofstra	54 44								
209	H	Louisiana Tech	67 53	295	N	California Baptist	96 75								
36	H	FGCU	45 57	63	N	Syracuse	62 87								
181	N	San Francisco	57 80	55	H	Oklahoma	85 69								

Non-Div I Games:

Houston

■ Loss,
 ■ Non-Conf,
 S Site,
 ■ Home
 ■ Away
 N Neutral

Houston Baptist

Through Games Of Jan. 4, 2020

Average RPI Win:	303	WON-LOST	WINNING	LAST 10	STRENGTH OF	OPP. STRENGTH	TEAM	ADJ.	CONF.	ADJ CONF.
Average RPI Loss:	171	RECORD	PCT. RANK	GAMES	SCHEDULE	OF SCHEDULE	RPI	RPI	RPI	RPI
DIV. I ONLY	2- 8	304	2-8	211	330	288	288	25	25	
DIV. I NON-CONF.	2- 5	259	2-5	178	315	215	215	23	23	
TOTALS	RPI 1-25	RPI 26-50	W-L RECORDS	RPI 51-100	RPI 101-150	RPI 150+				
2- 8	0- 0	0- 1	OVERALL	0- 0	0- 2	2- 5				
0- 3	0- 0	0- 0	HOME	0- 0	0- 0	0- 3				
2- 5	0- 0	0- 1	AWAY	0- 0	0- 2	2- 2				
0- 0	0- 0	0- 0	NEUTRAL	0- 0	0- 0	0- 0				
2- 5	0- 0	0- 1	NON-CONFERENCE	0- 0	0- 2	2- 2				
0- 1	0- 0	0- 0	HOME	0- 0	0- 0	0- 1				
2- 4	0- 0	0- 1	AWAY	0- 0	0- 2	2- 1				
0- 0	0- 0	0- 0	NEUTRAL	0- 0	0- 0	0- 0				
0- 3	0- 0	0- 0	CONFERENCE	0- 0	0- 0	0- 3				
0- 2	0- 0	0- 0	HOME	0- 0	0- 0	0- 2				
0- 1	0- 0	0- 0	AWAY	0- 0	0- 0	0- 1				
0- 0	0- 0	0- 0	NEUTRAL	0- 0	0- 0	0- 0				

RPI 1-25			RPI 26-50			RPI 51-100			RPI 101+			Team's RPI: 288
RPI	S	Opponent	Score	RPI	S	Opponent	Score	RPI	S	Opponent	Score	
				37	A	Baylor	42 112					
								123	A	Houston	60 82	
								127	A	Wichita St.	42 59	
								175	H	SFA	42 59	
								206	A	Texas Tech	51 59	
								215	H	Southeastern La.	59 69	
								237	A	Central Ark.	39 63	
								248	H	Northern Ariz.	62 79	
								254	A	Oral Roberts	74 73	
								351	A	La.-Monroe	72 65	
LAST 10 Division I												
175	H	SFA	42 59	237	A	Central Ark.	39 63					
206	A	Texas Tech	51 59	215	H	Southeastern La.	59 69					
351	A	La.-Monroe	72 65	254	A	Oral Roberts	74 73					
248	H	Northern Ariz.	62 79	123	A	Houston	60 82					
127	A	Wichita St.	42 59	37	A	Baylor	42 112					

Non-Div I Games: LSU-Shreveport 67 44 Paul Quinn 63 34

Houston Baptist

■ Loss,
 ■ Non-Conf,
 ■ S Site,
 ■ Home
 ■ A Away
 N Neutral

Average RPI Win:	276	WON-LOST	WINNING	LAST 10	STRENGTH OF	OPP. STRENGTH	TEAM	ADJ.	CONF.	ADJ CONF.
Average RPI Loss:	115	RECORD	PCT. RANK	GAMES	SCHEDULE	OF SCHEDULE	RPI	RPI	RPI	RPI
DIV. I ONLY	9- 5	97	7-3	297	247	172	172	30	30	
DIV. I NON-CONF.	8- 5	117	6-3	277	270	166	166	30	30	
TOTALS	RPI 1-25	RPI 26-50	W-L RECORDS	RPI 51-100	RPI 101-150	RPI 150+				
9- 5	0- 0	0- 0	OVERALL	0- 2	0- 2	9- 1				
3- 1	0- 0	0- 0	HOME	0- 0	0- 0	3- 1				
6- 2	0- 0	0- 0	AWAY	0- 0	0- 2	6- 0				
0- 2	0- 0	0- 0	NEUTRAL	0- 2	0- 0	0- 0				
8- 5	0- 0	0- 0	NON-CONFERENCE	0- 2	0- 2	8- 1				
3- 1	0- 0	0- 0	HOME	0- 0	0- 0	3- 1				
5- 2	0- 0	0- 0	AWAY	0- 0	0- 2	5- 0				
0- 2	0- 0	0- 0	NEUTRAL	0- 2	0- 0	0- 0				
1- 0	0- 0	0- 0	CONFERENCE	0- 0	0- 0	1- 0				
0- 0	0- 0	0- 0	HOME	0- 0	0- 0	0- 0				
1- 0	0- 0	0- 0	AWAY	0- 0	0- 0	1- 0				
0- 0	0- 0	0- 0	NEUTRAL	0- 0	0- 0	0- 0				

RPI 1-25			RPI 26-50			RPI 51-100			RPI 101+			Team's RPI: 172
RPI	S	Opponent	Score	RPI	S	Opponent	Score	RPI	S	Opponent	Score	
						75 N Washington	58 75	104 A Tennessee		38 88		
						82 N Bucknell	60 70	122 A South Fla.		53 82		
								159 A George Mason		86 75		
								193 H La Salle		62 78		
								230 A East Carolina		67 51		
								255 H Niagara		91 42		
								256 A Loyola Maryland		75 69		
								293 A UMES		79 58		
								300 A UMBC		72 61		
								327 A Hofstra		73 64		
								333 H Saint Peter's		92 80		
								335 H Fairleigh Dickinson		64 56		
LAST 10 Division I												
159 A		George Mason	86 75	293 A		UMES	79 58					
230 A		East Carolina	67 51	104 A		Tennessee	38 88					
255 H		Niagara	91 42	82 N		Bucknell	60 70					
335 H		Fairleigh Dickinson	64 56	327 A		Hofstra	73 64					
75 N		Washington	58 75	256 A		Loyola Maryland	75 69					

Non-Div I Games:

Howard

Average RPI Win:	166	WON-LOST	WINNING	LAST 10	STRENGTH OF	OPP. STRENGTH	TEAM	ADJ.	CONF.	ADJ CONF.
Average RPI Loss:	94	RECORD	PCT. RANK	GAMES	SCHEDULE	OF SCHEDULE	RPI	RPI	RPI	RPI
DIV. I ONLY	8- 6	131	6-4	67	159	70	70	18	18	
DIV. I NON-CONF.	5- 5	163	3-3	26	43	54	54	18	18	
TOTALS	RPI 1-25	RPI 26-50	W-L RECORDS	RPI 51-100	RPI 101-150	RPI 150+				
8- 6	0- 0	1- 2	OVERALL	2- 1	1- 1	4- 2				
5- 0	0- 0	0- 0	HOME	2- 0	0- 0	3- 0				
1- 6	0- 0	0- 2	AWAY	0- 1	0- 1	1- 2				
2- 0	0- 0	1- 0	NEUTRAL	0- 0	1- 0	0- 0				
5- 5	0- 0	1- 2	NON-CONFERENCE	2- 1	1- 1	1- 1				
3- 0	0- 0	0- 0	HOME	2- 0	0- 0	1- 0				
0- 5	0- 0	0- 2	AWAY	0- 1	0- 1	0- 1				
2- 0	0- 0	1- 0	NEUTRAL	0- 0	1- 0	0- 0				
3- 1	0- 0	0- 0	CONFERENCE	0- 0	0- 0	3- 1				
2- 0	0- 0	0- 0	HOME	0- 0	0- 0	2- 0				
1- 1	0- 0	0- 0	AWAY	0- 0	0- 0	1- 1				
0- 0	0- 0	0- 0	NEUTRAL	0- 0	0- 0	0- 0				

RPI 1-25				RPI 26-50				RPI 51-100				Team's RPI: 70	RPI 101+			
RPI	S	Opponent	Score	RPI	S	Opponent	Score	RPI	S	Opponent	Score		RPI	S	Opponent	Score
				27	A	Miami (FL)	65 74	56	H	Southern Ill.	81 78		101	A	Ohio	64 70
				41	A	UNI	50 51	67	A	UT Martin	51 57		110	N	Elon	59 53
				45	N	St. John's (NY)	85 78	90	H	Ball St.	65 48		151	A	Butler	61 64
													170	A	Cleveland St.	78 53
													179	A	Youngstown St.	73 75
													245	H	Eastern Ky.	72 42
													296	H	Oakland	76 41
													319	H	Detroit Mercy	82 45
LAST 10 Division I																
				170	A	Cleveland St.	78 53	319	H	Detroit Mercy	82 45					
				179	A	Youngstown St.	73 75	296	H	Oakland	76 41					
				245	H	Eastern Ky.	72 42	110	N	Elon	59 53					
				41	A	UNI	50 51	45	N	St. John's (NY)	85 78					
				101	A	Ohio	64 70	67	A	UT Martin	51 57					

Non-Div I Games: Ind.-Northwest 103 45

IUPUI

■ Loss,
 ■ Non-Conf,
 ■ S Site,
 ■ Home
 ■ A Away
 N Neutral

Idaho

Through Games Of Jan. 4, 2020

Average RPI Win:	239	WON-LOST	WINNING	LAST 10	STRENGTH OF	OPP. STRENGTH	TEAM	ADJ.	CONF.	ADJ CONF.
Average RPI Loss:	115	RECORD	PCT. RANK	GAMES	SCHEDULE	OF SCHEDULE	RPI	RPI	RPI	RPI
DIV. I ONLY	7- 5	125	6-4	188	197	134	134	21	21	
DIV. I NON-CONF.	5- 4	140	4-3	131	121	94	94	19	19	
TOTALS	RPI 1-25	RPI 26-50	W-L RECORDS	RPI 51-100	RPI 101-150	RPI 150+				
7- 5	0- 0	0- 1	OVERALL	0- 1	1- 1	6- 2				
4- 0	0- 0	0- 0	HOME	0- 0	1- 0	3- 0				
3- 3	0- 0	0- 1	AWAY	0- 0	0- 1	3- 1				
0- 2	0- 0	0- 0	NEUTRAL	0- 1	0- 0	0- 1				
5- 4	0- 0	0- 1	NON-CONFERENCE	0- 1	1- 1	4- 1				
2- 0	0- 0	0- 0	HOME	0- 0	1- 0	1- 0				
3- 2	0- 0	0- 1	AWAY	0- 0	0- 1	3- 0				
0- 2	0- 0	0- 0	NEUTRAL	0- 1	0- 0	0- 1				
2- 1	0- 0	0- 0	CONFERENCE	0- 0	0- 0	2- 1				
2- 0	0- 0	0- 0	HOME	0- 0	0- 0	2- 0				
0- 1	0- 0	0- 0	AWAY	0- 0	0- 0	0- 1				
0- 0	0- 0	0- 0	NEUTRAL	0- 0	0- 0	0- 0				

RPI 1-25				RPI 26-50				RPI 51-100				RPI 101+				Team's RPI: 134	
RPI	S	Opponent	Score	RPI	S	Opponent	Score	RPI	S	Opponent	Score	RPI	S	Opponent	Score		
				30	A	Oklahoma St.	47 62	52	N	Old Dominion	55 67	122	A	South Fla.	64 67		
												148	H	Hawaii	67 52		
												181	A	San Francisco	66 60		
												182	N	Lamar University	44 47		
												190	A	Portland St.	53 74		
												199	A	San Diego	65 32		
												234	H	Colorado St.	61 54		
												269	H	Idaho St.	62 56		
												305	H	Weber St.	70 50		
												334	A	Seattle U	90 84		
LAST 10 Division I																	
				269	H	Idaho St.	62 56	190	A	Portland St.	53 74						
				148	H	Hawaii	67 52	305	H	Weber St.	70 50						
				122	A	South Fla.	64 67	182	N	Lamar University	44 47						
				199	A	San Diego	65 32	334	A	Seattle U	90 84						
				52	N	Old Dominion	55 67	181	A	San Francisco	66 60						

Non-Div I Games:

Idaho

■ Loss,
 ■ Non-Conf,
 ■ S Site,
 ■ H Home
 ■ A Away
 N Neutral

Average RPI Win:	331	WON-LOST	WINNING	LAST 10	STRENGTH OF	OPP. STRENGTH	TEAM	ADJ.	CONF.	ADJ CONF.
Average RPI Loss:	137	RECORD	PCT. RANK	GAMES	SCHEDULE	OF SCHEDULE	RPI	RPI	RPI	RPI
DIV. I ONLY	4- 6	224	4-6	321	208	269	269	21	21	
DIV. I NON-CONF.	2- 5	259	2-5	241	193	268	268	19	19	
TOTALS	RPI 1-25	RPI 26-50	W-L RECORDS	RPI 51-100	RPI 101-150	RPI 150+				
4- 6	0- 0	0- 2	OVERALL	0- 1	0- 1	4- 2				
2- 1	0- 0	0- 0	HOME	0- 0	0- 0	2- 1				
2- 5	0- 0	0- 2	AWAY	0- 1	0- 1	2- 1				
0- 0	0- 0	0- 0	NEUTRAL	0- 0	0- 0	0- 0				
2- 5	0- 0	0- 2	NON-CONFERENCE	0- 1	0- 0	2- 2				
1- 1	0- 0	0- 0	HOME	0- 0	0- 0	1- 1				
1- 4	0- 0	0- 2	AWAY	0- 1	0- 0	1- 1				
0- 0	0- 0	0- 0	NEUTRAL	0- 0	0- 0	0- 0				
2- 1	0- 0	0- 0	CONFERENCE	0- 0	0- 1	2- 0				
1- 0	0- 0	0- 0	HOME	0- 0	0- 0	1- 0				
1- 1	0- 0	0- 0	AWAY	0- 0	0- 1	1- 0				
0- 0	0- 0	0- 0	NEUTRAL	0- 0	0- 0	0- 0				

RPI 1-25				RPI 26-50				RPI 51-100				RPI 101+				Team's RPI: 269	
RPI	S	Opponent	Score	RPI	S	Opponent	Score	RPI	S	Opponent	Score	RPI	S	Opponent	Score		
				30	A	Oklahoma St.	52 70	61	A	Arizona St.	69 74	134	A	Idaho	56 62		
				39	A	Duke	66 85					261	A	Utah St.	61 69		
												295	H	California Baptist	68 74		
												299	A	Eastern Wash.	67 47		
												334	H	Seattle U	73 48		
												343	A	Utah Valley	88 61		
												348	H	Sacramento St.	80 62		
LAST 10 Division I																	
				134	A	Idaho	56 62	348	H	Sacramento St.	80 62						
				261	A	Utah St.	61 69	299	A	Eastern Wash.	67 47						
				295	H	California Baptist	68 74	39	A	Duke	66 85						
				61	A	Arizona St.	69 74	30	A	Oklahoma St.	52 70						
				343	A	Utah Valley	88 61	334	H	Seattle U	73 48						

Non-Div I Games: Arizona Christian 93 36 Montana Tech 83 57

Idaho St.

■ Loss,
 ■ Non-Conf,
 ■ S Site,
 ■ Home
 ■ A Away
 N Neutral

Average RPI Win:	245	WON-LOST	WINNING	LAST 10	STRENGTH OF	OPP. STRENGTH	TEAM	ADJ.	CONF.	ADJ CONF.
Average RPI Loss:	54	RECORD	PCT. RANK	GAMES	SCHEDULE	OF SCHEDULE	RPI	RPI	RPI	RPI
DIV. I ONLY	9- 4	75	6-4	218	177	143	143	2	2	
DIV. I NON-CONF.	9- 2	40	6-2	301	257	147	147	3	3	
TOTALS	RPI 1-25	RPI 26-50	W-L RECORDS	RPI 51-100	RPI 101-150	RPI 150+				
9- 4	0- 2	0- 0	OVERALL	0- 1	2- 1	7- 0				
8- 2	0- 1	0- 0	HOME	0- 1	2- 0	6- 0				
1- 2	0- 1	0- 0	AWAY	0- 0	0- 1	1- 0				
0- 0	0- 0	0- 0	NEUTRAL	0- 0	0- 0	0- 0				
9- 2	0- 0	0- 0	NON-CONFERENCE	0- 1	2- 1	7- 0				
8- 1	0- 0	0- 0	HOME	0- 1	2- 0	6- 0				
1- 1	0- 0	0- 0	AWAY	0- 0	0- 1	1- 0				
0- 0	0- 0	0- 0	NEUTRAL	0- 0	0- 0	0- 0				
0- 2	0- 2	0- 0	CONFERENCE	0- 0	0- 0	0- 0				
0- 1	0- 1	0- 0	HOME	0- 0	0- 0	0- 0				
0- 1	0- 1	0- 0	AWAY	0- 0	0- 0	0- 0				
0- 0	0- 0	0- 0	NEUTRAL	0- 0	0- 0	0- 0				

RPI	S	Opponent	Score	RPI	S	Opponent	Score	RPI	S	Opponent	Score	RPI	S	Opponent	Score	Team's RPI: 143
16	A	Iowa	72 108					76	H	Illinois St.	58 74	106	A	North Carolina	60 85	
18	H	Northwestern	50 77									111	H	Holy Cross	78 75	
												140	H	Austin Peay	76 62	
												195	A	Missouri	58 51	
												197	H	Merrimack	75 72	
												264	H	Ark.-Pine Bluff	65 50	
												298	H	Presbyterian	71 52	
												318	H	Bryant	69 55	
												337	H	Evansville	59 44	
												345	H	Chicago St.	96 66	
LAST 10 Division I																
195	A	Missouri	58 51	16	A	Iowa	72 108									
337	H	Evansville	59 44	18	H	Northwestern	50 77									
197	H	Merrimack	75 72	318	H	Bryant	69 55									
106	A	North Carolina	60 85	264	H	Ark.-Pine Bluff	65 50									
298	H	Presbyterian	71 52	76	H	Illinois St.	58 74									

Non-Div I Games:

Illinois

Average RPI Win:	188	WON-LOST	WINNING	LAST 10	STRENGTH OF	OPP. STRENGTH	TEAM	ADJ.	CONF.	ADJ CONF.
Average RPI Loss:	83	RECORD	PCT. RANK	GAMES	SCHEDULE	OF SCHEDULE	RPI	RPI	RPI	RPI
DIV. I ONLY	8- 3	65	8-2	217	79	76	76	7	7	
DIV. I NON-CONF.	7- 3	80	7-2	170	84	68	68	7	7	
TOTALS	RPI 1-25	RPI 26-50	W-L RECORDS	RPI 51-100	RPI 101-150	RPI 150+				
8- 3	0- 0	0- 1	OVERALL	1- 1	2- 1	5- 0				
6- 0	0- 0	0- 0	HOME	1- 0	0- 0	5- 0				
2- 3	0- 0	0- 1	AWAY	0- 1	2- 1	0- 0				
0- 0	0- 0	0- 0	NEUTRAL	0- 0	0- 0	0- 0				
7- 3	0- 0	0- 1	NON-CONFERENCE	1- 1	2- 1	4- 0				
5- 0	0- 0	0- 0	HOME	1- 0	0- 0	4- 0				
2- 3	0- 0	0- 1	AWAY	0- 1	2- 1	0- 0				
0- 0	0- 0	0- 0	NEUTRAL	0- 0	0- 0	0- 0				
1- 0	0- 0	0- 0	CONFERENCE	0- 0	0- 0	1- 0				
1- 0	0- 0	0- 0	HOME	0- 0	0- 0	1- 0				
0- 0	0- 0	0- 0	AWAY	0- 0	0- 0	0- 0				
0- 0	0- 0	0- 0	NEUTRAL	0- 0	0- 0	0- 0				

RPI S	Opponent	Score	RPI S	Opponent	Score	RPI S	Opponent	Score	RPI S	Opponent	Score
			38 A	Marquette	41 58	67 H	UT Martin	70 47	121 A	North Dakota	66 58
						71 A	Saint Louis	56 61	140 A	Austin Peay	72 77
									143 A	Illinois	74 58
									158 H	Northern Ill.	69 66
									221 H	Jackson St.	77 55
									224 H	Western Ill.	78 65
									278 H	Indiana St.	83 69
									294 H	SIUE	74 53
LAST 10 Division I											
			221 H	Jackson St.	77 55	278 H	Indiana St.	83 69			
			294 H	SIUE	74 53	140 A	Austin Peay	72 77			
			71 A	Saint Louis	56 61	121 A	North Dakota	66 58			
			224 H	Western Ill.	78 65	158 H	Northern Ill.	69 66			
			67 H	UT Martin	70 47	143 A	Illinois	74 58			

Non-Div I Games: Truman 87 60

Illinois St.

Loss, Non-Conf, S Site, H Home A Away N Neutral

Average RPI Win: 309		WON-LOST	WINNING	LAST 10	STRENGTH OF	OPP. STRENGTH	TEAM	ADJ.	CONF.	ADJ CONF.
Average RPI Loss: 234		RECORD	PCT. RANK	GAMES	SCHEDULE	OF SCHEDULE	RPI	RPI	RPI	RPI
DIV. I ONLY		1- 6	323	1-6	337	311	349	349	25	25
DIV. I NON-CONF.		0- 5	338	0-5	304	327	349	349	23	23
TOTALS	RPI 1-25	RPI 26-50		W-L RECORDS	RPI 51-100		RPI 101-150	RPI 150+		
1- 6	0- 0	0- 0		OVERALL	0- 0		0- 1	1- 5		
1- 2	0- 0	0- 0		HOME	0- 0		0- 0	1- 2		
0- 4	0- 0	0- 0		AWAY	0- 0		0- 1	0- 3		
0- 0	0- 0	0- 0		NEUTRAL	0- 0		0- 0	0- 0		
0- 5	0- 0	0- 0		NON-CONFERENCE	0- 0		0- 1	0- 4		
0- 1	0- 0	0- 0		HOME	0- 0		0- 0	0- 1		
0- 4	0- 0	0- 0		AWAY	0- 0		0- 1	0- 3		
0- 0	0- 0	0- 0		NEUTRAL	0- 0		0- 0	0- 0		
1- 1	0- 0	0- 0		CONFERENCE	0- 0		0- 0	1- 1		
1- 1	0- 0	0- 0		HOME	0- 0		0- 0	1- 1		
0- 0	0- 0	0- 0		AWAY	0- 0		0- 0	0- 0		
0- 0	0- 0	0- 0		NEUTRAL	0- 0		0- 0	0- 0		

RPI 1-25				RPI 26-50				RPI 51-100				RPI 101+				Team's RPI: 349	
RPI	S	Opponent	Score	RPI	S	Opponent	Score	RPI	S	Opponent	Score	RPI	S	Opponent	Score		
												101	A	Ohio	41	78	
												200	A	Kansas St.	41	85	
												234	A	Colorado St.	47	75	
												237	H	Central Ark.	37	47	
												297	H	San Diego St.	48	57	
												309	H	Nicholls St.	53	51	
												336	A	UTSA	56	63	
LAST 10 Division I																	
				237	H	Central Ark.	37	47	309	H	Nicholls St.	53	51				
				200	A	Kansas St.	41	85	297	H	San Diego St.	48	57				
				234	A	Colorado St.	47	75									
				101	A	Ohio	41	78									
				336	A	UTSA	56	63									

[illegible]

■ Loss, ■ Non-Conf, S Site, H Home A Away N Neutral

Indiana

Through Games Of Jan. 4, 2020

Average RPI Win:	132	WON-LOST	WINNING	LAST 10	STRENGTH OF	OPP. STRENGTH	TEAM	ADJ.	CONF.	ADJ CONF.
Average RPI Loss:	23	RECORD	PCT. RANK	GAMES	SCHEDULE	OF SCHEDULE	RPI	RPI	RPI	RPI
DIV. I ONLY	12- 2	24	8-2	11	62	10	10	2	2	
DIV. I NON-CONF.	10- 2	31	6-2	22	48	15	15	3	3	
TOTALS	RPI 1-25	RPI 26-50	W-L RECORDS	RPI 51-100	RPI 101-150	RPI 150+				
12- 2	1- 1	2- 1	OVERALL	3- 0	0- 0	6- 0				
6- 1	0- 1	0- 0	HOME	2- 0	0- 0	4- 0				
4- 0	0- 0	2- 0	AWAY	0- 0	0- 0	2- 0				
2- 1	1- 0	0- 1	NEUTRAL	1- 0	0- 0	0- 0				
10- 2	1- 1	1- 1	NON-CONFERENCE	2- 0	0- 0	6- 0				
5- 1	0- 1	0- 0	HOME	1- 0	0- 0	4- 0				
3- 0	0- 0	1- 0	AWAY	0- 0	0- 0	2- 0				
2- 1	1- 0	0- 1	NEUTRAL	1- 0	0- 0	0- 0				
2- 0	0- 0	1- 0	CONFERENCE	1- 0	0- 0	0- 0				
1- 0	0- 0	0- 0	HOME	1- 0	0- 0	0- 0				
1- 0	0- 0	1- 0	AWAY	0- 0	0- 0	0- 0				
0- 0	0- 0	0- 0	NEUTRAL	0- 0	0- 0	0- 0				

RPI	S	Opponent	Score	RPI	S	Opponent	Score	RPI	S	Opponent	Score	RPI	S	Opponent	Score
4	N	South Carolina	71 57	27	A	Miami (FL)	58 45	81	H	North Florida	72 45	151	A	Butler	64 53
9	H	UCLA	58 68	37	N	Baylor	62 77	88	H	Michigan St.	79 67	162	A	Florida	73 49
				44	A	Rutgers	66 56	100	N	Washington St.	78 44	179	H	Youngstown St.	93 56
												216	H	Mt. St. Mary's	75 52
												221	H	Jackson St.	91 51
												309	H	Nicholls St.	111 47
LAST 10 Division I															
81	H	North Florida	72 45	44	A	Rutgers	66 56								
27	A	Miami (FL)	58 45	88	H	Michigan St.	79 67								
100	N	Washington St.	78 44	9	H	UCLA	58 68								
37	N	Baylor	62 77	179	H	Youngstown St.	93 56								
4	N	South Carolina	71 57	151	A	Butler	64 53								

Non-Div I Games:

Indiana

Loss, Non-Conf, S Site, H Home A Away N Neutral

Average RPI Win:	305	WON-LOST	WINNING	LAST 10	STRENGTH OF	OPP. STRENGTH	TEAM	ADJ.	CONF.	ADJ CONF.
Average RPI Loss:	148	RECORD	PCT. RANK	GAMES	SCHEDULE	OF SCHEDULE	RPI	RPI	RPI	RPI
DIV. I ONLY	2- 11	319	1-9	130	315	278	278	7	7	
DIV. I NON-CONF.	2- 10	313	1-8	166	321	294	294	7	7	
TOTALS	RPI 1-25	RPI 26-50	W-L RECORDS	RPI 51-100	RPI 101-150	RPI 150+				
2- 11	0- 0	0- 2	OVERALL	0- 3	0- 1	2- 5				
0- 4	0- 0	0- 0	HOME	0- 1	0- 1	0- 2				
2- 6	0- 0	0- 2	AWAY	0- 2	0- 0	2- 2				
0- 1	0- 0	0- 0	NEUTRAL	0- 0	0- 0	0- 1				
2- 10	0- 0	0- 2	NON-CONFERENCE	0- 2	0- 1	2- 5				
0- 4	0- 0	0- 0	HOME	0- 1	0- 1	0- 2				
2- 5	0- 0	0- 2	AWAY	0- 1	0- 0	2- 2				
0- 1	0- 0	0- 0	NEUTRAL	0- 0	0- 0	0- 1				
0- 1	0- 0	0- 0	CONFERENCE	0- 1	0- 0	0- 0				
0- 0	0- 0	0- 0	HOME	0- 0	0- 0	0- 0				
0- 1	0- 0	0- 0	AWAY	0- 1	0- 0	0- 0				
0- 0	0- 0	0- 0	NEUTRAL	0- 0	0- 0	0- 0				

RPI	S	Opponent	Score	RPI	S	Opponent	Score	RPI	S	Opponent	Score	RPI	S	Opponent	Score	Team's RPI: 278
34	A	Colorado	46 59	71	H	Saint Louis	53 55	132	H	Southeast Mo. St.	58 68	184	A	Murray St.	62 70	
43	A	Kansas	72 84	76	A	Illinois St.	69 83	217	H	Northern Ky.	68 70	224	A	Western Ill.	72 83	
				96	A	Pacific	66 83	253	N	CSUN	59 67	282	A	Eastern Ill.	59 57	
								303	H	Marshall	60 72	328	A	UIC	61 40	
LAST 10 Division I																
303	H	Marshall	60 72	76	A	Illinois St.	69 83	132	H	Southeast Mo. St.	58 68	217	H	Northern Ky.	68 70	
253	N	CSUN	59 67	71	H	Saint Louis	53 55	224	A	Western Ill.	72 83	282	A	Eastern Ill.	59 57	
96	A	Pacific	66 83	101	A	UIC	61 40	303	H	Marshall	60 72	328	A	UIC	61 40	
34	A	Colorado	46 59	217	H	Northern Ky.	68 70	184	A	Murray St.	62 70					
328	A	UIC	61 40													

Non-Div I Games:

Indiana St.

Average RPI Win:	246	WON-LOST	WINNING	LAST 10	STRENGTH OF	OPP. STRENGTH	TEAM	ADJ.	CONF.	ADJ CONF.
Average RPI Loss:	110	RECORD	PCT. RANK	GAMES	SCHEDULE	OF SCHEDULE	RPI	RPI	RPI	RPI
DIV. I ONLY	2- 9	310	1-9	8	308	168	168	24	24	
DIV. I NON-CONF.	1- 8	322	0-8	7	288	184	184	24	24	
TOTALS	RPI 1-25	RPI 26-50	W-L RECORDS	RPI 51-100	RPI 101-150	RPI 150+				
2- 9	0- 0	0- 1	OVERALL	0- 5	0- 2	2- 1				
0- 4	0- 0	0- 0	HOME	0- 2	0- 2	0- 0				
2- 3	0- 0	0- 1	AWAY	0- 2	0- 0	2- 0				
0- 2	0- 0	0- 0	NEUTRAL	0- 1	0- 0	0- 1				
1- 8	0- 0	0- 1	NON-CONFERENCE	0- 5	0- 1	1- 1				
0- 3	0- 0	0- 0	HOME	0- 2	0- 1	0- 0				
1- 3	0- 0	0- 1	AWAY	0- 2	0- 0	1- 0				
0- 2	0- 0	0- 0	NEUTRAL	0- 1	0- 0	0- 1				
1- 1	0- 0	0- 0	CONFERENCE	0- 0	0- 1	1- 0				
0- 1	0- 0	0- 0	HOME	0- 0	0- 1	0- 0				
1- 0	0- 0	0- 0	AWAY	0- 0	0- 0	1- 0				
0- 0	0- 0	0- 0	NEUTRAL	0- 0	0- 0	0- 0				

RPI S	Opponent	Score	RPI S	Opponent	Score	RPI S	Opponent	Score	RPI S	Opponent	Score	Team's RPI: 168
			42 A	Central Mich.	50 70	65 H	Seton Hall	37 89	141 H	Rider	37 81	
						75 N	Washington	34 65	142 H	Massachusetts	51 65	
						85 A	Penn	42 74	229 A	Quinnipiac	75 71	
						91 A	Stony Brook	40 59	251 N	Towson	58 75	
						98 H	Duquesne	74 76	262 A	Winthrop	68 61	
LAST 10 Division I												
			251 N	Towson	58 75	141 H	Rider	37 81				
			75 N	Washington	34 65	229 A	Quinnipiac	75 71				
			91 A	Stony Brook	40 59	142 H	Massachusetts	51 65				
			85 A	Penn	42 74	65 H	Seton Hall	37 89				
			98 H	Duquesne	74 76	42 A	Central Mich.	50 70				

Non-Div I Games:

Iona

Average RPI Win:	155	WON-LOST	WINNING	LAST 10	STRENGTH OF	OPP. STRENGTH	TEAM	ADJ.	CONF.	ADJ CONF.
Average RPI Loss:	61	RECORD	PCT. RANK	GAMES	SCHEDULE	OF SCHEDULE	RPI	RPI	RPI	RPI
DIV. I ONLY	10- 3	51	8-2	7	219	16	16	2	2	
DIV. I NON-CONF.	9- 2	40	7-1	16	203	13	13	3	3	
TOTALS	RPI 1-25	RPI 26-50	W-L RECORDS	RPI 51-100	RPI 101-150	RPI 150+				
10- 3	2- 0	0- 1	OVERALL	1- 2	1- 0	6- 0				
7- 0	2- 0	0- 0	HOME	0- 0	1- 0	4- 0				
1- 2	0- 0	0- 1	AWAY	1- 1	0- 0	0- 0				
2- 1	0- 0	0- 0	NEUTRAL	0- 1	0- 0	2- 0				
9- 2	2- 0	0- 1	NON-CONFERENCE	1- 1	0- 0	6- 0				
6- 0	2- 0	0- 0	HOME	0- 0	0- 0	4- 0				
1- 1	0- 0	0- 1	AWAY	1- 0	0- 0	0- 0				
2- 1	0- 0	0- 0	NEUTRAL	0- 1	0- 0	2- 0				
1- 1	0- 0	0- 0	CONFERENCE	0- 1	1- 0	0- 0				
1- 0	0- 0	0- 0	HOME	0- 0	1- 0	0- 0				
0- 1	0- 0	0- 0	AWAY	0- 1	0- 0	0- 0				
0- 0	0- 0	0- 0	NEUTRAL	0- 0	0- 0	0- 0				

RPI	S	Opponent	Score	RPI	S	Opponent	Score	RPI	S	Opponent	Score	RPI	S	Opponent	Score
24	H	Princeton	77 75	41	A	UNI	66 88	68	A	Nebraska	69 78	143	H	Illinois	108 72
25	H	Drake	79 67					72	A	Iowa St.	75 69	167	N	Cincinnati	69 61
								75	N	Washington	63 70	171	H	Fla. Atlantic	85 53
												173	H	Clemson	74 60
												210	H	North Ala.	86 81
												251	N	Towson	100 72
												315	H	N.C. Central	102 50
LAST 10 Division I															
173	H	Clemson	74 60	143	H	Illinois	108 72								
75	N	Washington	63 70	68	A	Nebraska	69 78								
251	N	Towson	100 72	25	H	Drake	79 67								
167	N	Cincinnati	69 61	315	H	N.C. Central	102 50								
24	H	Princeton	77 75	72	A	Iowa St.	75 69								

Non-Div I Games:

Iowa

Average RPI Win:	179	WON-LOST	WINNING	LAST 10	STRENGTH OF	OPP. STRENGTH	TEAM	ADJ.	CONF.	ADJ CONF.
Average RPI Loss:	27	RECORD	PCT. RANK	GAMES	SCHEDULE	OF SCHEDULE	RPI	RPI	RPI	RPI
DIV. I ONLY	9- 3	61	8-2	137	65	72	72	5	5	
DIV. I NON-CONF.	8- 3	68	7-2	215	19	106	106	5	5	
TOTALS	RPI 1-25	RPI 26-50	W-L RECORDS	RPI 51-100	RPI 101-150	RPI 150+				
9- 3	0- 2	0- 1	OVERALL	2- 0	2- 0	5- 0				
6- 2	0- 1	0- 1	HOME	1- 0	2- 0	3- 0				
3- 1	0- 1	0- 0	AWAY	1- 0	0- 0	2- 0				
0- 0	0- 0	0- 0	NEUTRAL	0- 0	0- 0	0- 0				
8- 3	0- 2	0- 1	NON-CONFERENCE	2- 0	2- 0	4- 0				
6- 2	0- 1	0- 1	HOME	1- 0	2- 0	3- 0				
2- 1	0- 1	0- 0	AWAY	1- 0	0- 0	1- 0				
0- 0	0- 0	0- 0	NEUTRAL	0- 0	0- 0	0- 0				
1- 0	0- 0	0- 0	CONFERENCE	0- 0	0- 0	1- 0				
0- 0	0- 0	0- 0	HOME	0- 0	0- 0	0- 0				
1- 0	0- 0	0- 0	AWAY	0- 0	0- 0	1- 0				
0- 0	0- 0	0- 0	NEUTRAL	0- 0	0- 0	0- 0				

RPI 1-25				RPI 26-50				RPI 51-100				RPI 101+			
RPI	S	Opponent	Score	RPI	S	Opponent	Score	RPI	S	Opponent	Score	RPI	S	Opponent	Score
16	H	Iowa	69 75	41	H	UNI	63 71	69	H	Texas Southern	79 59	109	H	New Orleans	71 53
25	A	Drake	81 86					73	A	Alabama	75 66	124	H	Wright St.	79 71
												206	A	Texas Tech	96 66
												210	H	North Ala.	80 72
												250	H	Southern U.	69 36
												264	H	Ark.-Pine Bluff	90 40
												310	A	North Dakota St.	86 58
LAST 10 Division I															
				73	A	Alabama	75 66	206	A	Texas Tech	96 66				
				109	H	New Orleans	71 53	210	H	North Ala.	80 72				
				264	H	Ark.-Pine Bluff	90 40	41	H	UNI	63 71				
				310	A	North Dakota St.	86 58	124	H	Wright St.	79 71				
				69	H	Texas Southern	79 59	16	H	Iowa	69 75				

Non-Div I Games:

Iowa St.

Average RPI Win:	276	WON-LOST	WINNING	LAST 10	STRENGTH OF	OPP. STRENGTH	TEAM	ADJ.	CONF.	ADJ CONF.
Average RPI Loss:	109	RECORD	PCT. RANK	GAMES	SCHEDULE	OF SCHEDULE	RPI	RPI	RPI	RPI
DIV. I ONLY	3- 8	276	3-7	148	110	221	221	28	28	
DIV. I NON-CONF.	2- 8	295	2-7	92	113	212	212	28	28	
TOTALS	RPI 1-25	RPI 26-50	W-L RECORDS	RPI 51-100	RPI 101-150	RPI 150+				
3- 8	0- 2	0- 1	OVERALL	0- 1	0- 1	3- 3				
2- 1	0- 1	0- 0	HOME	0- 0	0- 0	2- 0				
1- 7	0- 1	0- 1	AWAY	0- 1	0- 1	1- 3				
0- 0	0- 0	0- 0	NEUTRAL	0- 0	0- 0	0- 0				
2- 8	0- 2	0- 1	NON-CONFERENCE	0- 1	0- 1	2- 3				
1- 1	0- 1	0- 0	HOME	0- 0	0- 0	1- 0				
1- 7	0- 1	0- 1	AWAY	0- 1	0- 1	1- 3				
0- 0	0- 0	0- 0	NEUTRAL	0- 0	0- 0	0- 0				
1- 0	0- 0	0- 0	CONFERENCE	0- 0	0- 0	1- 0				
1- 0	0- 0	0- 0	HOME	0- 0	0- 0	1- 0				
0- 0	0- 0	0- 0	AWAY	0- 0	0- 0	0- 0				
0- 0	0- 0	0- 0	NEUTRAL	0- 0	0- 0	0- 0				

RPI 1-25				RPI 26-50				RPI 51-100				RPI 101+ Team's RPI: 221			
RPI	S	Opponent	Score	RPI	S	Opponent	Score	RPI	S	Opponent	Score	RPI	S	Opponent	Score
10	A	Indiana	51 91	27	A	Miami (FL)	68 83	76	A	Illinois St.	55 77	128	A	Bradley	69 78
17	H	Mississippi St.	53 92									160	A	Tulane	46 82
												185	H	Louisiana	65 54
												215	A	Southeastern La.	59 63
												237	A	Central Ark.	54 57
												306	H	Alabama St.	94 62
												338	A	Northwestern St.	66 49
LAST 10 Division I															
237	A	Central Ark.	54 57	306	H	Alabama St.	94 62								
17	H	Mississippi St.	53 92	185	H	Louisiana	65 54								
10	A	Indiana	51 91	76	A	Illinois St.	55 77								
338	A	Northwestern St.	66 49	128	A	Bradley	69 78								
27	A	Miami (FL)	68 83	215	A	Southeastern La.	59 63								

Non-Div I Games:

Jackson St.

■ Loss,
 ■ Non-Conf,
 ■ S Site,
 ■ H Home
 ■ A Away
 N Neutral

Jacksonville

Through Games Of Jan. 4, 2020

Average RPI Win:	323	WON-LOST	WINNING	LAST 10	STRENGTH OF	OPP. STRENGTH	TEAM	ADJ.	CONF.	ADJ CONF.
Average RPI Loss:	103	RECORD	PCT. RANK	GAMES	SCHEDULE	OF SCHEDULE	RPI	RPI	RPI	RPI
DIV. I ONLY	6- 5	139	6-4	295	285	222	222	16	16	
DIV. I NON-CONF.	6- 5	151	6-4	297	283	226	226	14	14	
TOTALS	RPI 1-25	RPI 26-50	W-L RECORDS	RPI 51-100	RPI 101-150	RPI 150+				
6- 5	0- 1	0- 1	OVERALL	0- 0	0- 1	6- 2				
3- 2	0- 0	0- 0	HOME	0- 0	0- 0	3- 2				
3- 3	0- 1	0- 1	AWAY	0- 0	0- 1	3- 0				
0- 0	0- 0	0- 0	NEUTRAL	0- 0	0- 0	0- 0				
6- 5	0- 1	0- 1	NON-CONFERENCE	0- 0	0- 1	6- 2				
3- 2	0- 0	0- 0	HOME	0- 0	0- 0	3- 2				
3- 3	0- 1	0- 1	AWAY	0- 0	0- 1	3- 0				
0- 0	0- 0	0- 0	NEUTRAL	0- 0	0- 0	0- 0				
0- 0	0- 0	0- 0	CONFERENCE	0- 0	0- 0	0- 0				
0- 0	0- 0	0- 0	HOME	0- 0	0- 0	0- 0				
0- 0	0- 0	0- 0	AWAY	0- 0	0- 0	0- 0				
0- 0	0- 0	0- 0	NEUTRAL	0- 0	0- 0	0- 0				

RPI 1-25				RPI 26-50				RPI 51-100				RPI 101+ Team's RPI: 222			
RPI	S	Opponent	Score	RPI	S	Opponent	Score	RPI	S	Opponent	Score	RPI	S	Opponent	Score
12	A	Florida St.	41 75	34	A	Colorado	44 66					122	A	South Fla.	39 70
												169	H	Bethune-Cookman	52 53
												180	H	Norfolk St.	64 71
												309	H	Nicholls St.	72 55
												311	A	Mercer	87 83
												322	H	FIU	77 52
												323	H	USC Upstate	87 43
												325	A	Jacksonville St.	55 40
												350	A	Florida A&M	88 54
LAST 10 Division I															
				180	H	Norfolk St.	64 71			311	A	Mercer	87	83	
				309	H	Nicholls St.	72 55			325	A	Jacksonville St.	55	40	
				34	A	Colorado	44 66			350	A	Florida A&M	88	54	
				323	H	USC Upstate	87 43			322	H	FIU	77	52	
				12	A	Florida St.	41 75			169	H	Bethune-Cookman	52	53	

Non-Div I Games: Thomas (GA) 94 36 Johnson (FL) 114 35

Jacksonville

Loss, Non-Conf, S Site, H Home A Away N Neutral

Jacksonville St.

Through Games Of Jan. 4, 2020

Average RPI Win:	295	WON-LOST	WINNING	LAST 10	STRENGTH OF	OPP. STRENGTH	TEAM	ADJ.	CONF.	ADJ CONF.
Average RPI Loss:	191	RECORD	PCT. RANK	GAMES	SCHEDULE	OF SCHEDULE	RPI	RPI	RPI	RPI
DIV. I ONLY	3- 8	276	3-7	326	260	325	325	20	20	
DIV. I NON-CONF.	2- 7	288	2-6	319	272	338	338	20	20	
TOTALS	RPI 1-25	RPI 26-50	W-L RECORDS	RPI 51-100	RPI 101-150	RPI 150+				
3- 8	0- 0	0- 0	OVERALL	0- 2	0- 1	3- 5				
2- 1	0- 0	0- 0	HOME	0- 0	0- 0	2- 1				
1- 5	0- 0	0- 0	AWAY	0- 2	0- 1	1- 2				
0- 2	0- 0	0- 0	NEUTRAL	0- 0	0- 0	0- 2				
2- 7	0- 0	0- 0	NON-CONFERENCE	0- 2	0- 1	2- 4				
2- 1	0- 0	0- 0	HOME	0- 0	0- 0	2- 1				
0- 4	0- 0	0- 0	AWAY	0- 2	0- 1	0- 1				
0- 2	0- 0	0- 0	NEUTRAL	0- 0	0- 0	0- 2				
1- 1	0- 0	0- 0	CONFERENCE	0- 0	0- 0	1- 1				
0- 0	0- 0	0- 0	HOME	0- 0	0- 0	0- 0				
1- 1	0- 0	0- 0	AWAY	0- 0	0- 0	1- 1				
0- 0	0- 0	0- 0	NEUTRAL	0- 0	0- 0	0- 0				

RPI S	Opponent	Score	RPI S	Opponent	Score	RPI S	Opponent	Score	RPI S	Opponent	Score	Team's RPI: 325
						51	A Vanderbilt	66 88	107	A Auburn	53 62	
						54	A Troy	64 94	217	N Northern Ky.	63 66	
									222	H Jacksonville	40 55	
									245	A Eastern Ky.	43 33	
									274	A Morehead St.	48 67	
									289	H Lipscomb	65 63	
									296	N Oakland	55 61	
									306	A Alabama St.	63 68	
									350	H Florida A&M	72 67	
LAST 10 Division I												
217	N Northern Ky.	63 66	245	A Eastern Ky.	43 33							
306	A Alabama St.	63 68	274	A Morehead St.	48 67							
54	A Troy	64 94	107	A Auburn	53 62							
289	H Lipscomb	65 63	222	H Jacksonville	40 55							
350	H Florida A&M	72 67	296	N Oakland	55 61							

Non-Div I Games: Clark Atlanta 75 46 Fort Valley St. 87 65

Jacksonville St.

Loss, Non-Conf, S Site, H Home A Away N Neutral

Average RPI Win:	135	WON-LOST	WINNING	LAST 10	STRENGTH OF	OPP. STRENGTH	TEAM	ADJ.	CONF.	ADJ CONF.
Average RPI Loss:	31	RECORD	PCT. RANK	GAMES	SCHEDULE	OF SCHEDULE	RPI	RPI	RPI	RPI
DIV. I ONLY	10- 2	36	8-2	73	34	28	28	15	15	
DIV. I NON-CONF.	9- 2	40	7-2	108	16	33	33	15	15	
TOTALS	RPI 1-25	RPI 26-50	W-L RECORDS	RPI 51-100	RPI 101-150	RPI 150+				
10- 2	0- 0	2- 2	OVERALL	1- 0	4- 0	3- 0				
6- 1	0- 0	1- 1	HOME	0- 0	3- 0	2- 0				
3- 1	0- 0	0- 1	AWAY	1- 0	1- 0	1- 0				
1- 0	0- 0	1- 0	NEUTRAL	0- 0	0- 0	0- 0				
9- 2	0- 0	2- 2	NON-CONFERENCE	1- 0	3- 0	3- 0				
5- 1	0- 0	1- 1	HOME	0- 0	2- 0	2- 0				
3- 1	0- 0	0- 1	AWAY	1- 0	1- 0	1- 0				
1- 0	0- 0	1- 0	NEUTRAL	0- 0	0- 0	0- 0				
1- 0	0- 0	0- 0	CONFERENCE	0- 0	1- 0	0- 0				
1- 0	0- 0	0- 0	HOME	0- 0	1- 0	0- 0				
0- 0	0- 0	0- 0	AWAY	0- 0	0- 0	0- 0				
0- 0	0- 0	0- 0	NEUTRAL	0- 0	0- 0	0- 0				

RPI 1-25				RPI 26-50				Team's RPI: 28				RPI 51-100				RPI 101+			
RPI	S	Opponent	Score	RPI	S	Opponent	Score	RPI	S	Opponent	Score	RPI	S	Opponent	Score	RPI	S	Opponent	Score
				29	H	Maryland	68 70					66	A	Villanova	56 52	112	H	Liberty	76 53
				33	A	Virginia	49 55									131	A	George Washington	69 50
				45	H	St. John's (NY)	76 73									136	H	William & Mary	84 70
				47	N	UCF	46 43									150	H	Robert Morris	59 32
																198	A	Georgetown	66 59
																226	H	Longwood	93 53
																241	H	Delaware St.	83 64
LAST 10 Division I																			
				33	A	Virginia	49 55					136	H	William & Mary	84 70				
				112	H	Liberty	76 53					150	H	Robert Morris	59 32				
				198	A	Georgetown	66 59					131	A	George Washington	69 50				
				45	H	St. John's (NY)	76 73					241	H	Delaware St.	83 64				
				29	H	Maryland	68 70					47	N	UCF	46 43				

Non-Div I Games:

James Madison

■ Loss,
 ■ Non-Conf, S Site,
 ■ Home
 ■ Away
 N Neutral

Average RPI Win:	214	WON-LOST	WINNING	LAST 10	STRENGTH OF	OPP. STRENGTH	TEAM	ADJ.	CONF.	ADJ CONF.
Average RPI Loss:	30	RECORD	PCT. RANK	GAMES	SCHEDULE	OF SCHEDULE	RPI	RPI	RPI	RPI
DIV. I ONLY	11- 1	16	9-1	212	170	43	43	5	5	
DIV. I NON-CONF.	11- 0	1	9-0	254	209	43	43	5	5	
TOTALS	RPI 1-25	RPI 26-50	W-L RECORDS	RPI 51-100	RPI 101-150	RPI 150+				
11- 1	0- 0	0- 1	OVERALL	1- 0	2- 0	8- 0				
8- 0	0- 0	0- 0	HOME	0- 0	1- 0	7- 0				
2- 1	0- 0	0- 1	AWAY	1- 0	0- 0	1- 0				
1- 0	0- 0	0- 0	NEUTRAL	0- 0	1- 0	0- 0				
11- 0	0- 0	0- 0	NON-CONFERENCE	1- 0	2- 0	8- 0				
8- 0	0- 0	0- 0	HOME	0- 0	1- 0	7- 0				
2- 0	0- 0	0- 0	AWAY	1- 0	0- 0	1- 0				
1- 0	0- 0	0- 0	NEUTRAL	0- 0	1- 0	0- 0				
0- 1	0- 0	0- 1	CONFERENCE	0- 0	0- 0	0- 0				
0- 0	0- 0	0- 0	HOME	0- 0	0- 0	0- 0				
0- 1	0- 0	0- 1	AWAY	0- 0	0- 0	0- 0				
0- 0	0- 0	0- 0	NEUTRAL	0- 0	0- 0	0- 0				

RPI 1-25				Team's RPI: 43		RPI 51-100				RPI 101+					
RPI	S	Opponent	Score	RPI	S	Opponent	Score	RPI	S	Opponent	Score	RPI	S	Opponent	Score
30	A	Oklahoma St.	49 67	71	A	Saint Louis	68 60	124	N	Wright St.	74 63	125	H	Saint Mary's (CA)	86 81
								162	H	Florida	76 66	171	A	Fla. Atlantic	90 60
								259	H	Wofford	83 64	275	H	UMass Lowell	79 44
								278	H	Indiana St.	84 72	279	H	Texas St.	68 48
								284	H	Omaha	63 48	328	H	UIC	91 50
LAST 10 Division I															
171	A	Fla. Atlantic	90 60	30	A	Oklahoma St.	49 67	259	H	Wofford	83 64	71	A	Saint Louis	68 60
124	N	Wright St.	74 63	279	H	Texas St.	68 48	125	H	Saint Mary's (CA)	86 81	162	H	Florida	76 66
275	H	UMass Lowell	79 44	284	H	Omaha	63 48								

Non-Div I Games:

Kansas

Average RPI Win:	298	WON-LOST	WINNING	LAST 10	STRENGTH OF	OPP. STRENGTH	TEAM	ADJ.	CONF.	ADJ CONF.
Average RPI Loss:	82	RECORD	PCT. RANK	GAMES	SCHEDULE	OF SCHEDULE	RPI	RPI	RPI	RPI
DIV. I ONLY	6- 5	139	5-5	229	215	200	200	5	5	
DIV. I NON-CONF.	6- 5	151	5-5	228	212	199	199	5	5	
TOTALS	RPI 1-25	RPI 26-50	W-L RECORDS	RPI 51-100	RPI 101-150	RPI 150+				
6- 5	0- 1	0- 1	OVERALL	0- 1	0- 2	6- 0				
5- 1	0- 0	0- 0	HOME	0- 0	0- 1	5- 0				
1- 2	0- 1	0- 1	AWAY	0- 0	0- 0	1- 0				
0- 2	0- 0	0- 0	NEUTRAL	0- 1	0- 1	0- 0				
6- 5	0- 1	0- 1	NON-CONFERENCE	0- 1	0- 2	6- 0				
5- 1	0- 0	0- 0	HOME	0- 0	0- 1	5- 0				
1- 2	0- 1	0- 1	AWAY	0- 0	0- 0	1- 0				
0- 2	0- 0	0- 0	NEUTRAL	0- 1	0- 1	0- 0				
0- 0	0- 0	0- 0	CONFERENCE	0- 0	0- 0	0- 0				
0- 0	0- 0	0- 0	HOME	0- 0	0- 0	0- 0				
0- 0	0- 0	0- 0	AWAY	0- 0	0- 0	0- 0				
0- 0	0- 0	0- 0	NEUTRAL	0- 0	0- 0	0- 0				

RPI 1-25				RPI 26-50				RPI 51-100				RPI 101+ Team's RPI: 200			
RPI	S	Opponent	Score	RPI	S	Opponent	Score	RPI	S	Opponent	Score	RPI	S	Opponent	Score
14	A	Oregon	51 89	49	A	Arkansas	72 81	88	N	Michigan St.	60 65	113	H	UT Arlington	53 57
												144	N	Memphis	68 72
												244	A	UMKC	74 67
												254	H	Oral Roberts	109 69
												284	H	Omaha	73 48
												328	H	UIC	84 40
												331	H	UTRGV	79 66
												349	H	Incarnate Word	85 41
LAST 10 Division I															
		88 N Michigan St.	60 65			331 H UTRGV	79 66								
		144 N Memphis	68 72			14 A Oregon	51 89								
		113 H UT Arlington	53 57			244 A UMKC	74 67								
		254 H Oral Roberts	109 69			49 A Arkansas	72 81								
		328 H UIC	84 40			349 H Incarnate Word	85 41								

Non-Div I Games:

Kansas St.

■ Loss,
 ■ Non-Conf, S Site,
 ■ Home
 ■ Away
 N Neutral

Average RPI Win:	260	WON-LOST	WINNING	LAST 10	STRENGTH OF	OPP. STRENGTH	TEAM	ADJ.	CONF.	ADJ CONF.
Average RPI Loss:	143	RECORD	PCT. RANK	GAMES	SCHEDULE	OF SCHEDULE	RPI	RPI	RPI	RPI
DIV. I ONLY	5- 6	198	5-5	277	161	228	228	16	16	
DIV. I NON-CONF.	5- 5	163	5-4	268	186	186	186	14	14	
TOTALS	RPI 1-25	RPI 26-50	W-L RECORDS	RPI 51-100	RPI 101-150	RPI 150+				
5- 6	0- 1	0- 0	OVERALL	0- 2	0- 0	5- 3				
2- 2	0- 1	0- 0	HOME	0- 0	0- 0	2- 1				
2- 4	0- 0	0- 0	AWAY	0- 2	0- 0	2- 2				
1- 0	0- 0	0- 0	NEUTRAL	0- 0	0- 0	1- 0				
5- 5	0- 1	0- 0	NON-CONFERENCE	0- 2	0- 0	5- 2				
2- 1	0- 1	0- 0	HOME	0- 0	0- 0	2- 0				
2- 4	0- 0	0- 0	AWAY	0- 2	0- 0	2- 2				
1- 0	0- 0	0- 0	NEUTRAL	0- 0	0- 0	1- 0				
0- 1	0- 0	0- 0	CONFERENCE	0- 0	0- 0	0- 1				
0- 1	0- 0	0- 0	HOME	0- 0	0- 0	0- 1				
0- 0	0- 0	0- 0	AWAY	0- 0	0- 0	0- 0				
0- 0	0- 0	0- 0	NEUTRAL	0- 0	0- 0	0- 0				

RPI 1-25				RPI 26-50				RPI 51-100				RPI 101+ Team's RPI: 228			
RPI	S	Opponent	Score	RPI	S	Opponent	Score	RPI	S	Opponent	Score	RPI	S	Opponent	Score
23	H	Georgia Tech	47 63					58	A	Georgia	65 80	157	H	Samford	60 55
								98	A	Duquesne	72 75	189	H	Stetson	61 67
												219	A	Campbell	51 63
												258	A	UNCW	58 56
												272	A	Navy	62 82
												276	A	Ga. Southern	95 69
												300	N	UMBC	59 44
												311	H	Mercer	92 64
LAST 10 Division I															
219	A	Campbell	51 63	189	H	Stetson	61 67								
258	A	UNCW	58 56	98	A	Duquesne	72 75								
276	A	Ga. Southern	95 69	23	H	Georgia Tech	47 63								
311	H	Mercer	92 64	300	N	UMBC	59 44								
157	H	Samford	60 55	272	A	Navy	62 82								

Non-Div I Games: Middle Ga. St. 88 49

Kennesaw St.

Average RPI Win:	215	WON-LOST	WINNING	LAST 10	STRENGTH OF	OPP. STRENGTH	TEAM	ADJ.	CONF.	ADJ CONF.
Average RPI Loss:	47	RECORD	PCT. RANK	GAMES	SCHEDULE	OF SCHEDULE	RPI	RPI	RPI	RPI
DIV. I ONLY	6- 5	139	5-5	68	111	87	87	10	10	
DIV. I NON-CONF.	6- 4	122	5-4	80	114	79	79	10	10	
TOTALS	RPI 1-25	RPI 26-50	W-L RECORDS	RPI 51-100	RPI 101-150	RPI 150+				
6- 5	0- 2	0- 1	OVERALL	1- 2	1- 0	4- 0				
2- 1	0- 1	0- 0	HOME	0- 0	1- 0	1- 0				
2- 2	0- 1	0- 0	AWAY	1- 1	0- 0	1- 0				
2- 2	0- 0	0- 1	NEUTRAL	0- 1	0- 0	2- 0				
6- 4	0- 2	0- 1	NON-CONFERENCE	1- 1	1- 0	4- 0				
2- 1	0- 1	0- 0	HOME	0- 0	1- 0	1- 0				
2- 1	0- 1	0- 0	AWAY	1- 0	0- 0	1- 0				
2- 2	0- 0	0- 1	NEUTRAL	0- 1	0- 0	2- 0				
0- 1	0- 0	0- 0	CONFERENCE	0- 1	0- 0	0- 0				
0- 0	0- 0	0- 0	HOME	0- 0	0- 0	0- 0				
0- 1	0- 0	0- 0	AWAY	0- 1	0- 0	0- 0				
0- 0	0- 0	0- 0	NEUTRAL	0- 0	0- 0	0- 0				

RPI 1-25			RPI 26-50			RPI 51-100			Team's RPI: 87	RPI 101+		
RPI	S	Opponent	Score	RPI	S	Opponent	Score	RPI	S	Opponent	Score	
19	A	Purdue	64 77	50	N	Michigan	53 88	54	N	Troy	64 71	150 H Robert Morris 82 81
21	H	Ohio St.	65 75					90	A	Ball St.	62 66	179 A Youngstown St. 82 73
								98	A	Duquesne	77 75	270 H St. Bonaventure 81 58
												276 N Ga. Southern 62 48
												316 N Purdue Fort Wayne 75 67
LAST 10 Division I												
150	H	Robert Morris	82 81	90	A	Ball St.	62 66					
21	H	Ohio St.	65 75	54	N	Troy	64 71					
316	N	Purdue Fort Wayne	75 67	276	N	Ga. Southern	62 48					
50	N	Michigan	53 88	19	A	Purdue	64 77					
179	A	Youngstown St.	82 73	270	H	St. Bonaventure	81 58					

Non-Div I Games: Hiram 92 36

Kent St.

Average RPI Win:	159	WON-LOST	WINNING	LAST 10	STRENGTH OF	OPP. STRENGTH	TEAM	ADJ.	CONF.	ADJ CONF.
Average RPI Loss:	4	RECORD	PCT. RANK	GAMES	SCHEDULE	OF SCHEDULE	RPI	RPI	RPI	RPI
DIV. I ONLY	11- 2	29	8-2	78	17	26	26	4	4	
DIV. I NON-CONF.	11- 1	14	8-1	121	27	29	29	4	4	
TOTALS	RPI 1-25	RPI 26-50	W-L RECORDS	RPI 51-100	RPI 101-150	RPI 150+				
11- 2	0- 2	2- 0	OVERALL	2- 0	1- 0	6- 0				
8- 1	0- 1	1- 0	HOME	0- 0	1- 0	6- 0				
3- 1	0- 1	1- 0	AWAY	2- 0	0- 0	0- 0				
0- 0	0- 0	0- 0	NEUTRAL	0- 0	0- 0	0- 0				
11- 1	0- 1	2- 0	NON-CONFERENCE	2- 0	1- 0	6- 0				
8- 1	0- 1	1- 0	HOME	0- 0	1- 0	6- 0				
3- 0	0- 0	1- 0	AWAY	2- 0	0- 0	0- 0				
0- 0	0- 0	0- 0	NEUTRAL	0- 0	0- 0	0- 0				
0- 1	0- 1	0- 0	CONFERENCE	0- 0	0- 0	0- 0				
0- 0	0- 0	0- 0	HOME	0- 0	0- 0	0- 0				
0- 1	0- 1	0- 0	AWAY	0- 0	0- 0	0- 0				
0- 0	0- 0	0- 0	NEUTRAL	0- 0	0- 0	0- 0				

RPI 1-25				RPI 26-50				Team's RPI: 26				RPI 51-100				RPI 101+			
RPI	S	Opponent	Score	RPI	S	Opponent	Score	RPI	S	Opponent	Score	RPI	S	Opponent	Score	RPI	S	Opponent	Score
3	H	Louisville	66 67	33	A	Virginia	50 47	53	A	Middle Tenn.	67 52	140	H	Austin Peay	81 52				
4	A	South Carolina	72 99	48	H	Charlotte	86 39	80	A	California	63 61	157	H	Samford	79 49				
												189	H	Stetson	67 48				
												216	H	Mt. St. Mary's	67 44				
												262	H	Winthrop	91 36				
												274	H	Morehead St.	79 54				
												292	H	Grambling	81 35				
LAST 10 Division I																			
				48	H	Charlotte	86 39	4	A	South Carolina	72 99								
				140	H	Austin Peay	81 52	80	A	California	63 61								
				292	H	Grambling	81 35	3	H	Louisville	66 67								
				274	H	Morehead St.	79 54	262	H	Winthrop	91 36								
				33	A	Virginia	50 47	157	H	Samford	79 49								

Non-Div I Games:

Kentucky

■ Loss,
 ■ Non-Conf, S Site,
 ■ Home
 ■ Away
 N Neutral

LIU Brooklyn

Through Games Of Jan. 4, 2020

Average RPI Win:	327	WON-LOST	WINNING	LAST 10	STRENGTH OF	OPP. STRENGTH	TEAM	ADJ.	CONF.	ADJ CONF.
Average RPI Loss:	246	RECORD	PCT. RANK	GAMES	SCHEDULE	OF SCHEDULE	RPI	RPI	RPI	RPI

DIV. I ONLY	1- 11	334	1-9	298	349	347	347	31	31
DIV. I NON-CONF.	1- 10	329	1-8	300	349	347	347	31	31
TOTALS	RPI 1-25	RPI 26-50	W-L RECORDS	RPI 51-100	RPI 101-150	RPI 150+			
1- 11	0- 0	0- 0	OVERALL	0- 1	0- 0	1- 10			
1- 6	0- 0	0- 0	HOME	0- 1	0- 0	1- 5			
0- 5	0- 0	0- 0	AWAY	0- 0	0- 0	0- 5			
0- 0	0- 0	0- 0	NEUTRAL	0- 0	0- 0	0- 0			
1- 10	0- 0	0- 0	NON-CONFERENCE	0- 1	0- 0	1- 9			
1- 6	0- 0	0- 0	HOME	0- 1	0- 0	1- 5			
0- 4	0- 0	0- 0	AWAY	0- 0	0- 0	0- 4			
0- 0	0- 0	0- 0	NEUTRAL	0- 0	0- 0	0- 0			
0- 1	0- 0	0- 0	CONFERENCE	0- 0	0- 0	0- 1			
0- 0	0- 0	0- 0	HOME	0- 0	0- 0	0- 0			
0- 1	0- 0	0- 0	AWAY	0- 0	0- 0	0- 1			
0- 0	0- 0	0- 0	NEUTRAL	0- 0	0- 0	0- 0			

RPI S	Opponent	Score	RPI S	Opponent	Score	RPI S	Opponent	Score	RPI S	Opponent	Score	Team's RPI: 347
						91	H Stony Brook	49 80	170	H Cleveland St.	49 79	
									211	A Rhode Island	56 79	
									216	A Mt. St. Mary's	57 75	
									252	A Lafayette	60 65	
									266	H Fairfield	51 53	
									268	A Army West Point	60 67	
									275	A UMass Lowell	56 65	
									304	H Vermont	62 73	
									315	H N.C. Central	59 61	
									327	H Hofstra	85 46	
									333	H Saint Peter's	74 89	
LAST 10 Division I												
			327	H Hofstra	85 46		216	A Mt. St. Mary's	57 75			
			91	H Stony Brook	49 80		315	H N.C. Central	59 61			
			252	A Lafayette	60 65		304	H Vermont	62 73			
			170	H Cleveland St.	49 79		275	A UMass Lowell	56 65			
			266	H Fairfield	51 53		268	A Army West Point	60 67			

Non-Div I Games:

LIU Brooklyn

Loss, Non-Conf, S Site, H Home A Away N Neutral

Average RPI Win:	194	WON-LOST	WINNING	LAST 10	STRENGTH OF	OPP. STRENGTH	TEAM	ADJ.	CONF.	ADJ CONF.
Average RPI Loss:	151	RECORD	PCT. RANK	GAMES	SCHEDULE	OF SCHEDULE	RPI	RPI	RPI	RPI
DIV. I ONLY	3- 13	309	1-9	172	136	283	283	11	11	
DIV. I NON-CONF.	3- 9	279	1-5	196	162	269	269	11	11	
TOTALS	RPI 1-25	RPI 26-50	W-L RECORDS	RPI 51-100	RPI 101-150	RPI 150+				
3- 13	0- 1	0- 0	OVERALL	0- 3	1- 3	2- 6				
1- 6	0- 0	0- 0	HOME	0- 1	1- 1	0- 4				
2- 5	0- 1	0- 0	AWAY	0- 1	0- 1	2- 2				
0- 2	0- 0	0- 0	NEUTRAL	0- 1	0- 1	0- 0				
3- 9	0- 1	0- 0	NON-CONFERENCE	0- 2	1- 1	2- 5				
1- 4	0- 0	0- 0	HOME	0- 1	1- 0	0- 3				
2- 3	0- 1	0- 0	AWAY	0- 0	0- 0	2- 2				
0- 2	0- 0	0- 0	NEUTRAL	0- 1	0- 1	0- 0				
0- 4	0- 0	0- 0	CONFERENCE	0- 1	0- 2	0- 1				
0- 2	0- 0	0- 0	HOME	0- 0	0- 1	0- 1				
0- 2	0- 0	0- 0	AWAY	0- 1	0- 1	0- 0				
0- 0	0- 0	0- 0	NEUTRAL	0- 0	0- 0	0- 0				

RPI	S	Opponent	Score	RPI	S	Opponent	Score	RPI	S	Opponent	Score	RPI	S	Opponent	Score	Team's RPI: 283
9	A	UCLA	52 74					59	H	Yale	65 81	114	N	Providence	45 48	
								90	N	Ball St.	72 77	125	A	Saint Mary's (CA)	70 86	
								96	A	Pacific	67 76	138	H	BYU	44 59	
												148	H	Hawaii	65 51	
												188	A	New Mexico	73 72	
												198	H	Georgetown	53 64	
												199	H	San Diego	59 67	
												212	A	Tulsa	56 75	
												218	H	Cal St. Fullerton	74 79	
												247	A	Long Beach St.	70 57	
												249	A	UC Irvine	65 80	
												253	H	CSUN	54 56	
LAST 10 Division I																
188	A	New Mexico	73 72	125	A	Saint Mary's (CA)	70 86									
90	N	Ball St.	72 77	96	A	Pacific	67 76									
253	H	CSUN	54 56	199	H	San Diego	59 67									
59	H	Yale	65 81	138	H	BYU	44 59									
198	H	Georgetown	53 64	114	N	Providence	45 48									

Non-Div I Games: Cal St. San B'dino 94 46

LMU (CA)

■ Loss,
 ■ Non-Conf,
 ■ S Site,
 ■ H Home
 ■ A Away
 N Neutral

Average RPI Win:	155	WON-LOST	WINNING	LAST 10	STRENGTH OF	OPP. STRENGTH	TEAM	ADJ.	CONF.	ADJ CONF.
Average RPI Loss:	34	RECORD	PCT. RANK	GAMES	SCHEDULE	OF SCHEDULE	RPI	RPI	RPI	RPI
DIV. I ONLY	11- 2	29	9-1	111	23	32	32	4	4	
DIV. I NON-CONF.	10- 2	31	8-1	146	28	38	38	4	4	
TOTALS	RPI 1-25	RPI 26-50	W-L RECORDS	RPI 51-100	RPI 101-150	RPI 150+				
11- 2	0- 1	2- 0	OVERALL	2- 1	2- 0	5- 0				
6- 1	0- 1	1- 0	HOME	1- 0	1- 0	3- 0				
3- 1	0- 0	1- 0	AWAY	0- 1	0- 0	2- 0				
2- 0	0- 0	0- 0	NEUTRAL	1- 0	1- 0	0- 0				
10- 2	0- 1	2- 0	NON-CONFERENCE	1- 1	2- 0	5- 0				
5- 1	0- 1	1- 0	HOME	0- 0	1- 0	3- 0				
3- 1	0- 0	1- 0	AWAY	0- 1	0- 0	2- 0				
2- 0	0- 0	0- 0	NEUTRAL	1- 0	1- 0	0- 0				
1- 0	0- 0	0- 0	CONFERENCE	1- 0	0- 0	0- 0				
1- 0	0- 0	0- 0	HOME	1- 0	0- 0	0- 0				
0- 0	0- 0	0- 0	AWAY	0- 0	0- 0	0- 0				
0- 0	0- 0	0- 0	NEUTRAL	0- 0	0- 0	0- 0				

RPI 1-25				RPI 26-50				Team's RPI: 32				RPI 51-100				RPI 101+			
RPI	S	Opponent	Score	RPI	S	Opponent	Score	RPI	S	Opponent	Score	RPI	S	Opponent	Score	RPI	S	Opponent	Score
12	H	Florida St.	62 70	36	A	FGCU	74 63	55	A	Oklahoma	68 90	109	H	New Orleans	83 49				
				44	H	Rutgers	64 58	73	H	Alabama	71 60	144	N	Memphis	89 58				
								88	N	Michigan St.	58 56	160	A	Tulane	59 54				
												174	A	Little Rock	65 50				
												215	H	Southeastern La.	62 52				
												309	H	Nicholls St.	63 32				
												350	H	Florida A&M	73 45				
LAST 10 Division I																			
				144	N	Memphis	89 58	73	H	Alabama	71 60								
				88	N	Michigan St.	58 56	350	H	Florida A&M	73 45								
				44	H	Rutgers	64 58	36	A	FGCU	74 63								
				215	H	Southeastern La.	62 52	55	A	Oklahoma	68 90								
				160	A	Tulane	59 54	309	H	Nicholls St.	63 32								

Non-Div I Games:

LSU

■ Loss,
 ■ Non-Conf, S Site,
 ■ Home
 ■ Away
 N Neutral

Average RPI Win:	221	WON-LOST	WINNING	LAST 10	STRENGTH OF	OPP. STRENGTH	TEAM	ADJ.	CONF.	ADJ CONF.
Average RPI Loss:	124	RECORD	PCT. RANK	GAMES	SCHEDULE	OF SCHEDULE	RPI	RPI	RPI	RPI
DIV. I ONLY	6- 8	208	3-7	156	236	193	193	12	12	
DIV. I NON-CONF.	6- 7	182	3-6	154	235	178	178	12	12	
TOTALS	RPI 1-25	RPI 26-50	W-L RECORDS	RPI 51-100	RPI 101-150	RPI 150+				
6- 8	0- 0	0- 0	OVERALL	0- 4	1- 3	5- 1				
2- 5	0- 0	0- 0	HOME	0- 3	1- 2	1- 0				
3- 3	0- 0	0- 0	AWAY	0- 1	0- 1	3- 1				
1- 0	0- 0	0- 0	NEUTRAL	0- 0	0- 0	1- 0				
6- 7	0- 0	0- 0	NON-CONFERENCE	0- 4	1- 2	5- 1				
2- 4	0- 0	0- 0	HOME	0- 3	1- 1	1- 0				
3- 3	0- 0	0- 0	AWAY	0- 1	0- 1	3- 1				
1- 0	0- 0	0- 0	NEUTRAL	0- 0	0- 0	1- 0				
0- 1	0- 0	0- 0	CONFERENCE	0- 0	0- 1	0- 0				
0- 1	0- 0	0- 0	HOME	0- 0	0- 1	0- 0				
0- 0	0- 0	0- 0	AWAY	0- 0	0- 0	0- 0				
0- 0	0- 0	0- 0	NEUTRAL	0- 0	0- 0	0- 0				

RPI 1-25			RPI 26-50			RPI 51-100			RPI 101+			Team's RPI: 193
RPI	S	Opponent	Score	RPI	S	Opponent	Score	RPI	S	Opponent	Score	
						60	H Temple	69	72	133	H Harvard	75 69
						66	H Villanova	69	77	137	H Dayton	58 98
						78	A Drexel	31	69	141	A Rider	43 70
						85	H Penn	49	65	150	H Robert Morris	68 71
										172	A Howard	78 62
										180	A Norfolk St.	55 52
										201	A Penn St.	69 67
										272	A Navy	46 61
										300	N UMBC	74 58
										341	H Coppin St.	79 46
LAST 10 Division I												
85	H	Penn	49	65	137	H	Dayton	58	98			
272	A	Navy	46	61	60	H	Temple	69	72			
300	N	UMBC	74	58	66	H	Villanova	69	77			
341	H	Coppin St.	79	46	78	A	Drexel	31	69			
180	A	Norfolk St.	55	52	141	A	Rider	43	70			

Non-Div I Games:

La Salle

■ Loss,
 ■ Non-Conf,
 ■ S Site,
 ■ H Home
 ■ A Away
 N Neutral

Average RPI Win:	342	WON-LOST	WINNING	LAST 10	STRENGTH OF	OPP. STRENGTH	TEAM	ADJ.	CONF.	ADJ CONF.
Average RPI Loss:	254	RECORD	PCT. RANK	GAMES	SCHEDULE	OF SCHEDULE	RPI	RPI	RPI	RPI
DIV. I ONLY	2- 11	319	2-8	347	333	351	351	23	23	
DIV. I NON-CONF.	2- 9	304	2-6	345	329	350	350	22	22	
TOTALS	RPI 1-25	RPI 26-50	W-L RECORDS	RPI 51-100	RPI 101-150	RPI 150+				
2- 11	0- 0	0- 0	OVERALL	0- 0	0- 0	2- 11				
2- 3	0- 0	0- 0	HOME	0- 0	0- 0	2- 3				
0- 8	0- 0	0- 0	AWAY	0- 0	0- 0	0- 8				
0- 0	0- 0	0- 0	NEUTRAL	0- 0	0- 0	0- 0				
2- 9	0- 0	0- 0	NON-CONFERENCE	0- 0	0- 0	2- 9				
2- 3	0- 0	0- 0	HOME	0- 0	0- 0	2- 3				
0- 6	0- 0	0- 0	AWAY	0- 0	0- 0	0- 6				
0- 0	0- 0	0- 0	NEUTRAL	0- 0	0- 0	0- 0				
0- 2	0- 0	0- 0	CONFERENCE	0- 0	0- 0	0- 2				
0- 0	0- 0	0- 0	HOME	0- 0	0- 0	0- 0				
0- 2	0- 0	0- 0	AWAY	0- 0	0- 0	0- 2				
0- 0	0- 0	0- 0	NEUTRAL	0- 0	0- 0	0- 0				

RPI 1-25			RPI 26-50			RPI 51-100			RPI 101+			Team's RPI: 351
RPI	S	Opponent	Score	RPI	S	Opponent	Score	RPI	S	Opponent	Score	
								166	H	Southern Miss.	42	57
								183	A	Tennessee Tech	68	75
								206	A	Texas Tech	38	83
								215	H	Southeastern La.	52	65
								233	A	North Texas	51	63
								276	A	Ga. Southern	47	64
								286	A	Ole Miss	42	66
								288	H	Houston Baptist	65	72
								309	A	Nicholls St.	59	74
								317	A	Georgia St.	52	68
								320	A	McNeese	69	72
								338	H	Northwestern St.	63	54
								346	H	Mississippi Val.	74	66
LAST 10 Division I												
309	A	Nicholls St.	59	74	317	A	Georgia St.	52	68			
288	H	Houston Baptist	65	72	276	A	Ga. Southern	47	64			
320	A	McNeese	69	72	346	H	Mississippi Val.	74	66			
215	H	Southeastern La.	52	65	206	A	Texas Tech	38	83			
338	H	Northwestern St.	63	54	233	A	North Texas	51	63			

Non-Div I Games:

La.-Monroe

■ Loss,
■ Non-Conf,
■ S Site,
■ H Home
■ A Away
N Neutral

Lafayette

Through Games Of Jan. 4, 2020

Average RPI Win:	293	WON-LOST	WINNING	LAST 10	STRENGTH OF	OPP. STRENGTH	TEAM	ADJ.	CONF.	ADJ CONF.
Average RPI Loss:	144	RECORD	PCT. RANK	GAMES	SCHEDULE	OF SCHEDULE	RPI	RPI	RPI	RPI
DIV. I ONLY	5- 6	198	4-6	253	310	252	252	14	14	
DIV. I NON-CONF.	4- 6	212	3-6	256	322	279	279	13	13	
TOTALS	RPI 1-25	RPI 26-50	W-L RECORDS	RPI 51-100	RPI 101-150	RPI 150+				
5- 6	0- 0	0- 1	OVERALL	0- 2	0- 1	5- 2				
4- 2	0- 0	0- 0	HOME	0- 1	0- 0	4- 1				
1- 4	0- 0	0- 1	AWAY	0- 1	0- 1	1- 1				
0- 0	0- 0	0- 0	NEUTRAL	0- 0	0- 0	0- 0				
4- 6	0- 0	0- 1	NON-CONFERENCE	0- 2	0- 1	4- 2				
3- 2	0- 0	0- 0	HOME	0- 1	0- 0	3- 1				
1- 4	0- 0	0- 1	AWAY	0- 1	0- 1	1- 1				
0- 0	0- 0	0- 0	NEUTRAL	0- 0	0- 0	0- 0				
1- 0	0- 0	0- 0	CONFERENCE	0- 0	0- 0	1- 0				
1- 0	0- 0	0- 0	HOME	0- 0	0- 0	1- 0				
0- 0	0- 0	0- 0	AWAY	0- 0	0- 0	0- 0				
0- 0	0- 0	0- 0	NEUTRAL	0- 0	0- 0	0- 0				

RPI 1-25	RPI 26-50	RPI 51-100	RPI 101+	Team's RPI: 252
RPI S Opponent Score	RPI S Opponent Score	RPI S Opponent Score	RPI S Opponent Score	
	45 A St. John's (NY) 44 76	65 A Seton Hall 50 74	126 A Binghamton 64 74	
		98 H Duquesne 65 73	225 H Boston U. 59 57	
			231 A Monmouth 44 52	
			235 H Manhattan 60 53	
			300 H UMBC 58 65	
			324 A Albany (NY) 54 47	
			335 H Fairleigh Dickinson 61 29	
			347 H LIU Brooklyn 65 60	
LAST 10 Division I				
324 A Albany (NY) 54 47	225 H Boston U. 59 57			
347 H LIU Brooklyn 65 60	300 H UMBC 58 65			
98 H Duquesne 65 73	65 A Seton Hall 50 74			
45 A St. John's (NY) 44 76	231 A Monmouth 44 52			
126 A Binghamton 64 74	235 H Manhattan 60 53			

Non-Div I Games:

Lafayette

Loss, Non-Conf, S Site, H Home A Away N Neutral

Average RPI Win:	244	WON-LOST	WINNING	LAST 10	STRENGTH OF	OPP. STRENGTH	TEAM	ADJ.	CONF.	ADJ CONF.
Average RPI Loss:	111	RECORD	PCT. RANK	GAMES	SCHEDULE	OF SCHEDULE	RPI	RPI	RPI	RPI
DIV. I ONLY	4- 7	233	4-6	93	216	182	182	25	25	
DIV. I NON-CONF.	2- 5	259	2-4	23	228	159	159	23	23	
TOTALS	RPI 1-25	RPI 26-50	W-L RECORDS	RPI 51-100	RPI 101-150	RPI 150+				
4- 7	0- 1	0- 2	OVERALL	0- 1	1- 1	3- 2				
2- 2	0- 0	0- 0	HOME	0- 0	0- 1	2- 1				
1- 5	0- 1	0- 2	AWAY	0- 1	0- 0	1- 1				
1- 0	0- 0	0- 0	NEUTRAL	0- 0	1- 0	0- 0				
2- 5	0- 1	0- 2	NON-CONFERENCE	0- 0	1- 0	1- 2				
1- 1	0- 0	0- 0	HOME	0- 0	0- 0	1- 1				
0- 4	0- 1	0- 2	AWAY	0- 0	0- 0	0- 1				
1- 0	0- 0	0- 0	NEUTRAL	0- 0	1- 0	0- 0				
2- 2	0- 0	0- 0	CONFERENCE	0- 1	0- 1	2- 0				
1- 1	0- 0	0- 0	HOME	0- 0	0- 1	1- 0				
1- 1	0- 0	0- 0	AWAY	0- 1	0- 0	1- 0				
0- 0	0- 0	0- 0	NEUTRAL	0- 0	0- 0	0- 0				

RPI 1-25				RPI 26-50				RPI 51-100				RPI 101+ Team's RPI: 182			
RPI	S	Opponent	Score	RPI	S	Opponent	Score	RPI	S	Opponent	Score	RPI	S	Opponent	Score
15	A	NC State	40 81	30	A	Oklahoma St.	53 74	77	A	Abilene Christian	72 78	109	H	New Orleans	57 62
				37	A	Baylor	28 90					134	N	Idaho	47 44
												185	H	Louisiana	63 74
												215	A	Southeastern La.	65 57
												290	H	Denver	71 59
												326	A	Cal Poly	56 57
												338	H	Northwestern St.	61 58
LAST 10 Division I															
326	A	Cal Poly	56 57	77	A	Abilene Christian	72 78								
134	N	Idaho	47 44	109	H	New Orleans	57 62								
185	H	Louisiana	63 74	338	H	Northwestern St.	61 58								
37	A	Baylor	28 90	215	A	Southeastern La.	65 57								
15	A	NC State	40 81	290	H	Denver	71 59								

Non-Div I Games: Howard Payne 96 36 LeTourneau 90 38

Lamar University

Loss, Non-Conf, S Site, H Home A Away N Neutral

Average RPI Win:	224	WON-LOST	WINNING	LAST 10	STRENGTH OF	OPP. STRENGTH	TEAM	ADJ.	CONF.	ADJ CONF.
Average RPI Loss:	92	RECORD	PCT. RANK	GAMES	SCHEDULE	OF SCHEDULE	RPI	RPI	RPI	RPI
DIV. I ONLY	8- 3	65	7-3	215	206	95	95	14	14	
DIV. I NON-CONF.	7- 3	80	6-3	204	200	90	90	13	13	
TOTALS	RPI 1-25	RPI 26-50	W-L RECORDS	RPI 51-100	RPI 101-150	RPI 150+				
8- 3	0- 0	0- 1	OVERALL	1- 1	1- 1	6- 0				
4- 0	0- 0	0- 0	HOME	1- 0	1- 0	2- 0				
4- 1	0- 0	0- 1	AWAY	0- 0	0- 0	4- 0				
0- 2	0- 0	0- 0	NEUTRAL	0- 1	0- 1	0- 0				
7- 3	0- 0	0- 1	NON-CONFERENCE	1- 1	1- 1	5- 0				
3- 0	0- 0	0- 0	HOME	1- 0	1- 0	1- 0				
4- 1	0- 0	0- 1	AWAY	0- 0	0- 0	4- 0				
0- 2	0- 0	0- 0	NEUTRAL	0- 1	0- 1	0- 0				
1- 0	0- 0	0- 0	CONFERENCE	0- 0	0- 0	1- 0				
1- 0	0- 0	0- 0	HOME	0- 0	0- 0	1- 0				
0- 0	0- 0	0- 0	AWAY	0- 0	0- 0	0- 0				
0- 0	0- 0	0- 0	NEUTRAL	0- 0	0- 0	0- 0				

RPI 1-25				RPI 26-50				RPI 51-100				Team's RPI: 95		RPI 101+			
RPI	S	Opponent	Score	RPI	S	Opponent	Score	RPI	S	Opponent	Score			RPI	S	Opponent	Score
				46	A	Minnesota	49 77	65	H	Seton Hall	75 68			131	H	George Washington	59 53
								90	N	Ball St.	52 54			139	N	Fordham	57 59
														197	A	Merrimack	72 68
														216	A	Mt. St. Mary's	66 65
														241	A	Delaware St.	68 38
														272	H	Navy	70 40
														333	A	Saint Peter's	80 71
														340	H	Central Conn. St.	70 51
LAST 10 Division I																	
				90	N	Ball St.	52 54	272	H	Navy	70 40						
				65	H	Seton Hall	75 68	333	A	Saint Peter's	80 71						
				340	H	Central Conn. St.	70 51	46	A	Minnesota	49 77						
				131	H	George Washington	59 53	216	A	Mt. St. Mary's	66 65						
				197	A	Merrimack	72 68	139	N	Fordham	57 59						

Non-Div I Games: Bloomsburg 91 43

Lehigh

■ Loss,
 ■ Non-Conf,
 ■ S Site,
 ■ H Home
 ■ A Away
 N Neutral

Liberty

Through Games Of Jan. 4, 2020

Average RPI Win:	199	WON-LOST	WINNING	LAST 10	STRENGTH OF	OPP. STRENGTH	TEAM	ADJ.	CONF.	ADJ CONF.
Average RPI Loss:	101	RECORD	PCT. RANK	GAMES	SCHEDULE	OF SCHEDULE	RPI	RPI	RPI	RPI
DIV. I ONLY	8- 6	131	7-3	145	86	112	112	16	16	
DIV. I NON-CONF.	7- 6	160	6-3	114	71	105	105	14	14	
TOTALS	RPI 1-25	RPI 26-50	W-L RECORDS	RPI 51-100	RPI 101-150	RPI 150+				
8- 6	0- 2	0- 1	OVERALL	0- 0	1- 1	7- 2				
1- 3	0- 0	0- 0	HOME	0- 0	0- 1	1- 2				
5- 2	0- 1	0- 1	AWAY	0- 0	0- 0	5- 0				
2- 1	0- 1	0- 0	NEUTRAL	0- 0	1- 0	1- 0				
7- 6	0- 2	0- 1	NON-CONFERENCE	0- 0	1- 1	6- 2				
1- 3	0- 0	0- 0	HOME	0- 0	0- 1	1- 2				
4- 2	0- 1	0- 1	AWAY	0- 0	0- 0	4- 0				
2- 1	0- 1	0- 0	NEUTRAL	0- 0	1- 0	1- 0				
1- 0	0- 0	0- 0	CONFERENCE	0- 0	0- 0	1- 0				
0- 0	0- 0	0- 0	HOME	0- 0	0- 0	0- 0				
1- 0	0- 0	0- 0	AWAY	0- 0	0- 0	1- 0				
0- 0	0- 0	0- 0	NEUTRAL	0- 0	0- 0	0- 0				

RPI 1-25				RPI 26-50				RPI 51-100				RPI 101+ Team's RPI: 112			
RPI	S	Opponent	Score	RPI	S	Opponent	Score	RPI	S	Opponent	Score	RPI	S	Opponent	Score
6	N	Oregon St.	55 68	28	A	James Madison	53 76					115	H	UNC Greensboro	53 58
22	A	Virginia Tech	69 73									128	N	Bradley	75 63
												152	N	Miami (OH)	65 53
												153	A	Hampton	83 59
												180	A	Norfolk St.	67 48
												196	A	Saint Francis (PA)	71 52
												213	H	Chattanooga	54 71
												223	H	ETSU	62 63
												230	H	East Carolina	81 66
												244	A	UMKC	68 44
												312	A	NJIT	67 53
LAST 10 Division I															
230	H	East Carolina	81 66	312	A	NJIT	67 53								
6	N	Oregon St.	55 68	244	A	UMKC	68 44								
152	N	Miami (OH)	65 53	128	N	Bradley	75 63								
28	A	James Madison	53 76	196	A	Saint Francis (PA)	71 52								
115	H	UNC Greensboro	53 58	153	A	Hampton	83 59								

Non-Div I Games:

Liberty

Average RPI Win:	275	WON-LOST	WINNING	LAST 10	STRENGTH OF	OPP. STRENGTH	TEAM	ADJ.	CONF.	ADJ CONF.
Average RPI Loss:	145	RECORD	PCT. RANK	GAMES	SCHEDULE	OF SCHEDULE	RPI	RPI	RPI	RPI
DIV. I ONLY	2- 11	319	1-9	134	288	289	289	16	16	
DIV. I NON-CONF.	2- 10	313	1-8	182	302	306	306	14	14	
TOTALS	RPI 1-25	RPI 26-50	W-L RECORDS	RPI 51-100	RPI 101-150	RPI 150+				
2- 11	0- 0	0- 1	OVERALL	0- 3	0- 3	2- 4				
1- 3	0- 0	0- 0	HOME	0- 0	0- 1	1- 2				
1- 6	0- 0	0- 1	AWAY	0- 2	0- 1	1- 2				
0- 2	0- 0	0- 0	NEUTRAL	0- 1	0- 1	0- 0				
2- 10	0- 0	0- 0	NON-CONFERENCE	0- 3	0- 3	2- 4				
1- 3	0- 0	0- 0	HOME	0- 0	0- 1	1- 2				
1- 5	0- 0	0- 0	AWAY	0- 2	0- 1	1- 2				
0- 2	0- 0	0- 0	NEUTRAL	0- 1	0- 1	0- 0				
0- 1	0- 0	0- 1	CONFERENCE	0- 0	0- 0	0- 0				
0- 0	0- 0	0- 0	HOME	0- 0	0- 0	0- 0				
0- 1	0- 0	0- 1	AWAY	0- 0	0- 0	0- 0				
0- 0	0- 0	0- 0	NEUTRAL	0- 0	0- 0	0- 0				

RPI 1-25				RPI 26-50				RPI 51-100				RPI 101+				Team's RPI: 289	
RPI	S	Opponent	Score	RPI	S	Opponent	Score	RPI	S	Opponent	Score	RPI	S	Opponent	Score		
				36	A	FGCU	56 82	53	A	Middle Tenn.	49 70	116	H	Belmont	68 69		
								67	A	UT Martin	67 83	137	A	Dayton	60 82		
								74	N	Marist	63 74	141	N	Rider	76 81		
												183	A	Tennessee Tech	58 78		
												184	H	Murray St.	57 67		
												217	H	Northern Ky.	71 69		
												282	H	Eastern Ill.	56 66		
												325	A	Jacksonville St.	63 65		
												332	A	Tennessee St.	74 64		
LAST 10 Division I																	
				53	A	Middle Tenn.	49 70	36	A	FGCU	56 82						
				282	H	Eastern Ill.	56 66	183	A	Tennessee Tech	58 78						
				74	N	Marist	63 74	67	A	UT Martin	67 83						
				141	N	Rider	76 81	116	H	Belmont	68 69						
				184	H	Murray St.	57 67	332	A	Tennessee St.	74 64						

Non-Div I Games: Queens (NC) 86 45

Lipscomb

■ Loss,
 ■ Non-Conf,
 ■ S Site,
 ■ H Home
 ■ A Away
 N Neutral

Little Rock

Through Games Of Jan. 4, 2020

Average RPI Win:	243	WON-LOST	WINNING	LAST 10	STRENGTH OF	OPP. STRENGTH	TEAM	ADJ.	CONF.	ADJ CONF.
Average RPI Loss:	98	RECORD	PCT. RANK	GAMES	SCHEDULE	OF SCHEDULE	RPI	RPI	RPI	RPI
DIV. I ONLY	3- 10	291	3-7	21	176	174	174	23	23	
DIV. I NON-CONF.	2- 9	304	2-6	15	171	196	196	22	22	
TOTALS	RPI 1-25	RPI 26-50	W-L RECORDS	RPI 51-100	RPI 101-150	RPI 150+				
3- 10	0- 2	0- 2	OVERALL	0- 1	0- 2	3- 3				
2- 3	0- 0	0- 1	HOME	0- 0	0- 1	2- 1				
1- 7	0- 2	0- 1	AWAY	0- 1	0- 1	1- 2				
0- 0	0- 0	0- 0	NEUTRAL	0- 0	0- 0	0- 0				
2- 9	0- 2	0- 2	NON-CONFERENCE	0- 1	0- 1	2- 3				
2- 3	0- 0	0- 1	HOME	0- 0	0- 1	2- 1				
0- 6	0- 2	0- 1	AWAY	0- 1	0- 0	0- 2				
0- 0	0- 0	0- 0	NEUTRAL	0- 0	0- 0	0- 0				
1- 1	0- 0	0- 0	CONFERENCE	0- 0	0- 1	1- 0				
0- 0	0- 0	0- 0	HOME	0- 0	0- 0	0- 0				
1- 1	0- 0	0- 0	AWAY	0- 0	0- 1	1- 0				
0- 0	0- 0	0- 0	NEUTRAL	0- 0	0- 0	0- 0				

RPI	S	Opponent	Score	RPI	S	Opponent	Score	RPI	S	Opponent	Score	RPI	S	Opponent	Score	Team's RPI: 174
7	A	Texas A&M	35 78	32	H	LSU	50 65	57	A	Western Ky.	58 77	113	A	UT Arlington	58 65	
17	A	Mississippi St.	50 89	49	A	Arkansas	53 86					144	H	Memphis	50 68	
												171	A	Fla. Atlantic	72 79	
												176	A	Rice	40 66	
												209	H	Louisiana Tech	38 43	
												212	H	Tulsa	63 51	
												237	H	Central Ark.	63 48	
												279	A	Texas St.	78 66	
LAST 10 Division I																
212	H	Tulsa	63 51	113	A	UT Arlington	58 65									
209	H	Louisiana Tech	38 43	279	A	Texas St.	78 66									
57	A	Western Ky.	58 77	17	A	Mississippi St.	50 89									
171	A	Fla. Atlantic	72 79	49	A	Arkansas	53 86									
237	H	Central Ark.	63 48	144	H	Memphis	50 68									

Non-Div I Games:

Little Rock

Loss, Non-Conf, S Site, H Home A Away N Neutral

Average RPI Win:	237	WON-LOST	WINNING	LAST 10	STRENGTH OF	OPP. STRENGTH	TEAM	ADJ.	CONF.	ADJ CONF.
Average RPI Loss:	170	RECORD	PCT. RANK	GAMES	SCHEDULE	OF SCHEDULE	RPI	RPI	RPI	RPI
DIV. I ONLY	4- 8	244	4-6	230	157	247	247	26	26	
DIV. I NON-CONF.	4- 8	235	4-6	229	172	253	253	26	26	
TOTALS	RPI 1-25	RPI 26-50	W-L RECORDS	RPI 51-100	RPI 101-150	RPI 150+				
4- 8	0- 2	0- 0	OVERALL	1- 2	0- 0	3- 4				
1- 3	0- 1	0- 0	HOME	0- 0	0- 0	1- 2				
1- 5	0- 1	0- 0	AWAY	1- 2	0- 0	0- 2				
2- 0	0- 0	0- 0	NEUTRAL	0- 0	0- 0	2- 0				
4- 8	0- 2	0- 0	NON-CONFERENCE	1- 2	0- 0	3- 4				
1- 3	0- 1	0- 0	HOME	0- 0	0- 0	1- 2				
1- 5	0- 1	0- 0	AWAY	1- 2	0- 0	0- 2				
2- 0	0- 0	0- 0	NEUTRAL	0- 0	0- 0	2- 0				
0- 0	0- 0	0- 0	CONFERENCE	0- 0	0- 0	0- 0				
0- 0	0- 0	0- 0	HOME	0- 0	0- 0	0- 0				
0- 0	0- 0	0- 0	AWAY	0- 0	0- 0	0- 0				
0- 0	0- 0	0- 0	NEUTRAL	0- 0	0- 0	0- 0				

RPI 1-25				RPI 26-50				RPI 51-100				RPI 101+ Team's RPI: 247			
RPI	S	Opponent	Score	RPI	S	Opponent	Score	RPI	S	Opponent	Score	RPI	S	Opponent	Score
9	A	UCLA	51 86					80	A	California	45 68	201	N	Penn St.	64 56
14	H	Oregon	45 81					83	A	Southern California	40 57	261	H	Utah St.	48 56
								93	A	Santa Clara	54 46	283	H	LMU (CA)	57 70
												295	A	California Baptist	70 79
												321	H	Air Force	74 68
												331	N	UTRGV	69 65
												334	A	Seattle U	54 66
LAST 10 Division I															
93	A	Santa Clara	54 46	83	A	Southern California	40 57								
80	A	California	45 68	331	N	UTRGV	69 65								
201	N	Penn St.	64 56	321	H	Air Force	74 68								
283	H	LMU (CA)	57 70	14	H	Oregon	45 81								
261	H	Utah St.	48 56	334	A	Seattle U	54 66								

Non-Div I Games: Westcliff 94 47 Bethesda (CA) 90 43

Long Beach St.

Loss, Non-Conf, S Site, H Home A Away N Neutral

RPI 1-25				RPI 26-50				RPI 51-100				RPI 101+				Team's RPI: 226	
RPI	S	Opponent	Score	RPI	S	Opponent	Score	RPI	S	Opponent	Score	RPI	S	Opponent	Score		
				28	A	James Madison	53 93					162	A	Florida	54 71		
												180	A	Norfolk St.	46 49		
												203	H	Gardner-Webb	80 70		
												230	H	East Carolina	61 64		
												241	H	Delaware St.	78 62		
												258	H	UNCW	59 58		
												259	A	Wofford	76 79		
												271	H	Brown	86 76		
												293	A	UMES	71 62		
												298	A	Presbyterian	71 60		
LAST 10 Division I																	
				230	H	East Carolina	61 64	298	A	Presbyterian	71 60						
				259	A	Wofford	76 79	203	H	Gardner-Webb	80 70						
				271	H	Brown	86 76	293	A	UMES	71 62						
				258	H	UNCW	59 58	241	H	Delaware St.	78 62						
				162	A	Florida	54 71	180	A	Norfolk St.	46 49						

Longwood

Page 148

Average RPI Win:	238	WON-LOST	WINNING	LAST 10	STRENGTH OF	OPP. STRENGTH	TEAM	ADJ.	CONF.	ADJ CONF.
Average RPI Loss:	188	RECORD	PCT. RANK	GAMES	SCHEDULE	OF SCHEDULE	RPI	RPI	RPI	RPI

DIV. I ONLY	6- 5	139	6-4	303	182	185	185	23	23
DIV. I NON-CONF.	5- 4	140	5-3	289	125	172	172	22	22
TOTALS	RPI 1-25	RPI 26-50	W-L RECORDS	RPI 51-100	RPI 101-150	RPI 150+			
6- 5	0- 1	0- 0	OVERALL	0- 0	1- 0	5- 4			
2- 1	0- 1	0- 0	HOME	0- 0	0- 0	2- 0			
4- 4	0- 0	0- 0	AWAY	0- 0	1- 0	3- 4			
0- 0	0- 0	0- 0	NEUTRAL	0- 0	0- 0	0- 0			
5- 4	0- 1	0- 0	NON-CONFERENCE	0- 0	1- 0	4- 3			
2- 1	0- 1	0- 0	HOME	0- 0	0- 0	2- 0			
3- 3	0- 0	0- 0	AWAY	0- 0	1- 0	2- 3			
0- 0	0- 0	0- 0	NEUTRAL	0- 0	0- 0	0- 0			
1- 1	0- 0	0- 0	CONFERENCE	0- 0	0- 0	1- 1			
0- 0	0- 0	0- 0	HOME	0- 0	0- 0	0- 0			
1- 1	0- 0	0- 0	AWAY	0- 0	0- 0	1- 1			
0- 0	0- 0	0- 0	NEUTRAL	0- 0	0- 0	0- 0			

RPI 1-25				RPI 26-50				RPI 51-100				RPI 101+				Team's RPI: 185	
RPI	S	Opponent	Score	RPI	S	Opponent	Score	RPI	S	Opponent	Score	RPI	S	Opponent	Score		
17	H	Mississippi St.	48 64									109	A	New Orleans	65 60		
												182	A	Lamar University	74 63		
												192	A	Sam Houston St.	73 77		
												215	H	Southeastern La.	60 50		
												221	A	Jackson St.	54 65		
												233	A	North Texas	66 69		
												276	A	Ga. Southern	67 83		
												286	A	Ole Miss	53 42		
												317	A	Georgia St.	75 65		
												320	H	McNeese	75 55		
LAST 10 Division I																	
233	A	North Texas	66 69	276	A	Ga. Southern	67 83										
182	A	Lamar University	74 63	317	A	Georgia St.	75 65										
109	A	New Orleans	65 60	221	A	Jackson St.	54 65										
215	H	Southeastern La.	60 50	286	A	Ole Miss	53 42										
320	H	McNeese	75 55	17	H	Mississippi St.	48 64										

Non-Div I Games:	Loyola (LA)	67	51	Xavier (LA)	62	49
------------------	-------------	----	----	-------------	----	----

Louisiana

■ Loss, ■ Non-Conf, S Site, H Home A Away N Neutral

Average RPI Win: 225		WON-LOST	WINNING	LAST 10	STRENGTH OF	OPP. STRENGTH	TEAM	ADJ.	CONF.	ADJ CONF.
Average RPI Loss: 176		RECORD	PCT. RANK	GAMES	SCHEDULE	OF SCHEDULE	RPI	RPI	RPI	RPI
DIV. I ONLY		6- 4	119	6-4	311	116	209	209	13	13
DIV. I NON-CONF.		6- 3	90	6-3	332	98	213	213	16	16
TOTALS	RPI 1-25	RPI 26-50		W-L RECORDS	RPI 51-100		RPI 101-150		RPI 150+	
6- 4	0- 0	0- 0		OVERALL	0- 0		1- 2		5- 2	
5- 1	0- 0	0- 0		HOME	0- 0		1- 1		4- 0	
1- 3	0- 0	0- 0		AWAY	0- 0		0- 1		1- 2	
0- 0	0- 0	0- 0		NEUTRAL	0- 0		0- 0		0- 0	
6- 3	0- 0	0- 0		NON-CONFERENCE	0- 0		1- 2		5- 1	
5- 1	0- 0	0- 0		HOME	0- 0		1- 1		4- 0	
1- 2	0- 0	0- 0		AWAY	0- 0		0- 1		1- 1	
0- 0	0- 0	0- 0		NEUTRAL	0- 0		0- 0		0- 0	
0- 1	0- 0	0- 0		CONFERENCE	0- 0		0- 0		0- 1	
0- 0	0- 0	0- 0		HOME	0- 0		0- 0		0- 0	
0- 1	0- 0	0- 0		AWAY	0- 0		0- 0		0- 1	
0- 0	0- 0	0- 0		NEUTRAL	0- 0		0- 0		0- 0	

RPI 1-25				RPI 26-50				RPI 51-100				RPI 101+				Team's RPI: 209	
RPI	S	Opponent	Score	RPI	S	Opponent	Score	RPI	S	Opponent	Score	RPI	S	Opponent	Score		
												123	A	Houston	53	67	
												127	H	Wichita St.	80	88	
												144	H	Memphis	83	74	
												166	A	Southern Miss.	60	66	
												174	A	Little Rock	43	38	
												202	H	Arkansas St.	67	54	
												215	H	Southeastern La.	92	78	
												286	A	Ole Miss	53	76	
												292	H	Grambling	70	66	
												320	H	McNeese	79	54	
LAST 10 Division I																	
				320	H	McNeese	79 54	166	A	Southern Miss.	60 66						
				174	A	Little Rock	43 38	202	H	Arkansas St.	67 54						
				286	A	Ole Miss	53 76	292	H	Grambling	70 66						
				127	H	Wichita St.	80 88	215	H	Southeastern La.	92 78						
				144	H	Memphis	83 74	123	A	Houston	53 67						

Non-Div I Games:	Loyola (LA)	71	52	LSU-Alexandria	93	61
------------------	-------------	----	----	----------------	----	----

Louisiana Tech

Loss, Non-Conf, S Site, H Home A Away N Neutral

Louisville

Through Games Of Jan. 4, 2020

Average RPI Win:	99	WON-LOST	WINNING	LAST 10	STRENGTH OF	OPP. STRENGTH	TEAM	ADJ.	CONF.	ADJ CONF.
Average RPI Loss:	21	RECORD	PCT. RANK	GAMES	SCHEDULE	OF SCHEDULE	RPI	RPI	RPI	RPI
DIV. I ONLY	13- 1	7	9-1	22	8	3	3	3	3	3
DIV. I NON-CONF.	11- 1	14	7-1	13	14	2	2	2	2	2
TOTALS	RPI 1-25	RPI 26-50	W-L RECORDS	RPI 51-100	RPI 101-150	RPI 150+				
13- 1	1- 1	3- 0	OVERALL	4- 0	1- 0	4- 0				
6- 0	0- 0	1- 0	HOME	3- 0	0- 0	2- 0				
4- 1	0- 1	1- 0	AWAY	1- 0	0- 0	2- 0				
3- 0	1- 0	1- 0	NEUTRAL	0- 0	1- 0	0- 0				
11- 1	1- 1	3- 0	NON-CONFERENCE	3- 0	1- 0	3- 0				
5- 0	0- 0	1- 0	HOME	2- 0	0- 0	2- 0				
3- 1	0- 1	1- 0	AWAY	1- 0	0- 0	1- 0				
3- 0	1- 0	1- 0	NEUTRAL	0- 0	1- 0	0- 0				
2- 0	0- 0	0- 0	CONFERENCE	1- 0	0- 0	1- 0				
1- 0	0- 0	0- 0	HOME	1- 0	0- 0	0- 0				
1- 0	0- 0	0- 0	AWAY	0- 0	0- 0	1- 0				
0- 0	0- 0	0- 0	NEUTRAL	0- 0	0- 0	0- 0				

RPI	S	Opponent	Score	RPI	S	Opponent	Score	RPI	S	Opponent	Score	RPI	S	Opponent	Score
14	N	Oregon	72 62	26	A	Kentucky	67 66	57	H	Western Ky.	75 56	113	N	UT Arlington	76 67
21	A	Ohio St.	60 67	30	N	Oklahoma St.	69 48	63	H	Syracuse	62 58	173	A	Clemson	75 50
				42	H	Central Mich.	76 63	67	A	UT Martin	71 63	184	H	Murray St.	76 40
								85	H	Boise St.	98 82	213	H	Chattanooga	86 37
												217	A	Northern Ky.	85 57
LAST 10 Division I															
		21 A Ohio St.	60 67			173 A Clemson	75 50								
		14 N Oregon	72 62			63 H Syracuse	62 58								
		30 N Oklahoma St.	69 48			67 A UT Martin	71 63								
		113 N UT Arlington	76 67			26 A Kentucky	67 66								
		85 H Boise St.	98 82			217 A Northern Ky.	85 57								

Non-Div I Games:

Louisville

■ Loss,
 ■ Non-Conf, S Site,
 ■ Home
 ■ Away
 N Neutral

Average RPI Win:	257	WON-LOST	WINNING	LAST 10	STRENGTH OF	OPP. STRENGTH	TEAM	ADJ.	CONF.	ADJ CONF.
Average RPI Loss:	56	RECORD	PCT. RANK	GAMES	SCHEDULE	OF SCHEDULE	RPI	RPI	RPI	RPI
DIV. I ONLY	9- 3	61	7-3	231	235	119	119	7	7	
DIV. I NON-CONF.	9- 2	40	7-2	282	290	123	123	7	7	
TOTALS	RPI 1-25	RPI 26-50	W-L RECORDS	RPI 51-100	RPI 101-150	RPI 150+				
9- 3	0- 2	0- 0	OVERALL	0- 0	0- 0	9- 1				
3- 3	0- 2	0- 0	HOME	0- 0	0- 0	3- 1				
6- 0	0- 0	0- 0	AWAY	0- 0	0- 0	6- 0				
0- 0	0- 0	0- 0	NEUTRAL	0- 0	0- 0	0- 0				
9- 2	0- 1	0- 0	NON-CONFERENCE	0- 0	0- 0	9- 1				
3- 2	0- 1	0- 0	HOME	0- 0	0- 0	3- 1				
6- 0	0- 0	0- 0	AWAY	0- 0	0- 0	6- 0				
0- 0	0- 0	0- 0	NEUTRAL	0- 0	0- 0	0- 0				
0- 1	0- 1	0- 0	CONFERENCE	0- 0	0- 0	0- 0				
0- 1	0- 1	0- 0	HOME	0- 0	0- 0	0- 0				
0- 0	0- 0	0- 0	AWAY	0- 0	0- 0	0- 0				
0- 0	0- 0	0- 0	NEUTRAL	0- 0	0- 0	0- 0				

RPI 1-25				RPI 26-50				RPI 51-100				RPI 101+ Team's RPI: 119			
RPI	S	Opponent	Score	RPI	S	Opponent	Score	RPI	S	Opponent	Score	RPI	S	Opponent	Score
2	H	Missouri St.	72 74									154	H	Western Mich.	60 70
11	H	DePaul	76 83									155	H	Bowling Green	84 76
												164	A	Portland	78 64
												204	H	Dartmouth	61 40
												244	A	UMKC	72 67
												282	A	Eastern Ill.	67 51
												294	A	SIUE	63 50
												304	H	Vermont	78 76
												319	A	Detroit Mercy	89 60
												345	A	Chicago St.	98 53
LAST 10 Division I															
204	H	Dartmouth	61 40	2	H	Missouri St.	72 74								
164	A	Portland	78 64	154	H	Western Mich.	60 70								
244	A	UMKC	72 67	11	H	DePaul	76 83								
345	A	Chicago St.	98 53	155	H	Bowling Green	84 76								
282	A	Eastern Ill.	67 51	294	A	SIUE	63 50								

Non-Div I Games:

Loyola Chicago

■ Loss,
 ■ Non-Conf, S Site,
 ■ Home
 ■ Away
 N Neutral

Loyola Maryland

Through Games Of Jan. 4, 2020

Average RPI Win:	257	WON-LOST	WINNING	LAST 10	STRENGTH OF	OPP. STRENGTH	TEAM	ADJ.	CONF.	ADJ CONF.
Average RPI Loss:	135	RECORD	PCT. RANK	GAMES	SCHEDULE	OF SCHEDULE	RPI	RPI	RPI	RPI
DIV. I ONLY	3- 9	282	3-7	166	208	256	256	14	14	
DIV. I NON-CONF.	3- 8	268	3-6	186	196	256	256	13	13	
TOTALS	RPI 1-25	RPI 26-50	W-L RECORDS	RPI 51-100	RPI 101-150	RPI 150+				
3- 9	0- 1	0- 1	OVERALL	0- 1	0- 2	3- 4				
2- 2	0- 0	0- 0	HOME	0- 0	0- 1	2- 1				
1- 6	0- 1	0- 1	AWAY	0- 1	0- 0	1- 3				
0- 1	0- 0	0- 0	NEUTRAL	0- 0	0- 1	0- 0				
3- 8	0- 1	0- 1	NON-CONFERENCE	0- 1	0- 1	3- 4				
2- 1	0- 0	0- 0	HOME	0- 0	0- 0	2- 1				
1- 6	0- 1	0- 1	AWAY	0- 1	0- 0	1- 3				
0- 1	0- 0	0- 0	NEUTRAL	0- 0	0- 1	0- 0				
0- 1	0- 0	0- 0	CONFERENCE	0- 0	0- 1	0- 0				
0- 1	0- 0	0- 0	HOME	0- 0	0- 1	0- 0				
0- 0	0- 0	0- 0	AWAY	0- 0	0- 0	0- 0				
0- 0	0- 0	0- 0	NEUTRAL	0- 0	0- 0	0- 0				

RPI 1-25				RPI 26-50				RPI 51-100				RPI 101+ Team's RPI: 256			
RPI	S	Opponent	Score	RPI	S	Opponent	Score	RPI	S	Opponent	Score	RPI	S	Opponent	Score
18	A	Northwestern	46 67	29	A	Maryland	45 105	92	A	Notre Dame	60 84	111	H	Holy Cross	56 64
												124	N	Wright St.	51 66
												171	A	Fla. Atlantic	61 72
												172	H	Howard	69 75
												204	H	Dartmouth	72 56
												216	A	Mt. St. Mary's	75 81
												231	H	Monmouth	64 48
												285	A	St. Francis Brooklyn	78 89
												335	A	Fairleigh Dickinson	75 46
LAST 10 Division I															
		124	N	Wright St.	51	66				111	H	Holy Cross	56	64	
		171	A	Fla. Atlantic	61	72				204	H	Dartmouth	72	56	
		285	A	St. Francis Brooklyn	78	89				231	H	Monmouth	64	48	
		172	H	Howard	69	75				29	A	Maryland	45	105	
		335	A	Fairleigh Dickinson	75	46				216	A	Mt. St. Mary's	75	81	

Non-Div I Games:

Loyola Maryland

Loss, Non-Conf, S Site, H Home A Away N Neutral

Maine

Through Games Of Jan. 4, 2020

Average RPI Win:	241	WON-LOST	WINNING	LAST 10	STRENGTH OF	OPP. STRENGTH	TEAM	ADJ.	CONF.	ADJ CONF.
Average RPI Loss:	134	RECORD	PCT. RANK	GAMES	SCHEDULE	OF SCHEDULE	RPI	RPI	RPI	RPI
DIV. I ONLY	4- 10	270	3-7	207	143	277	277	29	29	
DIV. I NON-CONF.	3- 10	282	2-7	147	155	267	267	29	29	
TOTALS	RPI 1-25	RPI 26-50	W-L RECORDS	RPI 51-100	RPI 101-150	RPI 150+				
4- 10	0- 2	0- 0	OVERALL	0- 2	1- 2	3- 4				
3- 3	0- 0	0- 0	HOME	0- 0	1- 1	2- 2				
1- 4	0- 1	0- 0	AWAY	0- 1	0- 0	1- 2				
0- 3	0- 1	0- 0	NEUTRAL	0- 1	0- 1	0- 0				
3- 10	0- 2	0- 0	NON-CONFERENCE	0- 2	1- 2	2- 4				
2- 3	0- 0	0- 0	HOME	0- 0	1- 1	1- 2				
1- 4	0- 1	0- 0	AWAY	0- 1	0- 0	1- 2				
0- 3	0- 1	0- 0	NEUTRAL	0- 1	0- 1	0- 0				
1- 0	0- 0	0- 0	CONFERENCE	0- 0	0- 0	1- 0				
1- 0	0- 0	0- 0	HOME	0- 0	0- 0	1- 0				
0- 0	0- 0	0- 0	AWAY	0- 0	0- 0	0- 0				
0- 0	0- 0	0- 0	NEUTRAL	0- 0	0- 0	0- 0				

RPI 1-25				RPI 26-50				RPI 51-100				RPI 101+				Team's RPI: 277
RPI	S	Opponent	Score	RPI	S	Opponent	Score	RPI	S	Opponent	Score	RPI	S	Opponent	Score	
15	A	NC State	34 62					61	N	Arizona St.	31 57	133	H	Harvard	40 69	
25	N	Drake	62 94					78	A	Drexel	57 70	137	N	Dayton	49 78	
												145	H	Green Bay	61 60	
												191	H	Northeastern	58 66	
												204	A	Dartmouth	41 57	
												208	A	Delaware	69 56	
												225	H	Boston U.	49 62	
												271	A	Brown	70 76	
												272	H	Navy	46 41	
												339	H	Hartford	87 73	
LAST 10 Division I																
133	H	Harvard	40 69	339	H	Hartford	87 73									
137	N	Dayton	49 78	78	A	Drexel	57 70									
25	N	Drake	62 94	191	H	Northeastern	58 66									
61	N	Arizona St.	31 57	145	H	Green Bay	61 60									
272	H	Navy	46 41	204	A	Dartmouth	41 57									

Non-Div I Games: Husson 104 43

Maine

 Loss,
 Non-Conf,
 S Site,
 H Home
 A Away
N Neutral

Average RPI Win:	278	WON-LOST	WINNING	LAST 10	STRENGTH OF	OPP. STRENGTH	TEAM	ADJ.	CONF.	ADJ CONF.
Average RPI Loss:	135	RECORD	PCT. RANK	GAMES	SCHEDULE	OF SCHEDULE	RPI	RPI	RPI	RPI
DIV. I ONLY	5- 7	217	5-5	189	297	235	235	24	24	
DIV. I NON-CONF.	3- 6	235	3-4	65	314	190	190	24	24	
TOTALS	RPI 1-25	RPI 26-50	W-L RECORDS	RPI 51-100	RPI 101-150	RPI 150+				
5- 7	0- 0	0- 0	OVERALL	0- 4	0- 1	5- 2				
4- 2	0- 0	0- 0	HOME	0- 1	0- 1	4- 0				
1- 5	0- 0	0- 0	AWAY	0- 3	0- 0	1- 2				
0- 0	0- 0	0- 0	NEUTRAL	0- 0	0- 0	0- 0				
3- 6	0- 0	0- 0	NON-CONFERENCE	0- 4	0- 1	3- 1				
2- 2	0- 0	0- 0	HOME	0- 1	0- 1	2- 0				
1- 4	0- 0	0- 0	AWAY	0- 3	0- 0	1- 1				
0- 0	0- 0	0- 0	NEUTRAL	0- 0	0- 0	0- 0				
2- 1	0- 0	0- 0	CONFERENCE	0- 0	0- 0	2- 1				
2- 0	0- 0	0- 0	HOME	0- 0	0- 0	2- 0				
0- 1	0- 0	0- 0	AWAY	0- 0	0- 0	0- 1				
0- 0	0- 0	0- 0	NEUTRAL	0- 0	0- 0	0- 0				

RPI 1-25				RPI 26-50				RPI 51-100				RPI 101+				Team's RPI: 235	
RPI	S	Opponent	Score	RPI	S	Opponent	Score	RPI	S	Opponent	Score	RPI	S	Opponent	Score		
								66	A	Villanova	51	63	139	H	Fordham	45	51
								68	A	Nebraska	51	71	204	H	Dartmouth	70	58
								91	A	Stony Brook	54	59	231	A	Monmouth	60	62
								98	H	Duquesne	65	76	252	A	Lafayette	53	60
													255	H	Niagara	68	65
													268	H	Army West Point	86	56
													330	H	Canisius	68	50
													335	A	Fairleigh Dickinson	62	61
LAST 10 Division I																	
				139	H	Fordham	45	51	255	H	Niagara	68	65				
				204	H	Dartmouth	70	58	330	H	Canisius	68	50				
				252	A	Lafayette	53	60	68	A	Nebraska	51	71				
				66	A	Villanova	51	63	231	A	Monmouth	60	62				
				335	A	Fairleigh Dickinson	62	61	268	H	Army West Point	86	56				

Non-Div I Games:

Manhattan

Average RPI Win:	206	WON-LOST	WINNING	LAST 10	STRENGTH OF	OPP. STRENGTH	TEAM	ADJ.	CONF.	ADJ CONF.
Average RPI Loss:	33	RECORD	PCT. RANK	GAMES	SCHEDULE	OF SCHEDULE	RPI	RPI	RPI	RPI
DIV. I ONLY	9- 2	41	8-2	208	146	74	74	24	24	
DIV. I NON-CONF.	7- 2	56	6-2	164	86	62	62	24	24	
TOTALS	RPI 1-25	RPI 26-50	W-L RECORDS	RPI 51-100	RPI 101-150	RPI 150+				
9- 2	0- 1	0- 1	OVERALL	1- 0	3- 0	5- 0				
5- 1	0- 1	0- 0	HOME	0- 0	2- 0	3- 0				
2- 1	0- 0	0- 1	AWAY	0- 0	1- 0	1- 0				
2- 0	0- 0	0- 0	NEUTRAL	1- 0	0- 0	1- 0				
7- 2	0- 1	0- 1	NON-CONFERENCE	1- 0	3- 0	3- 0				
3- 1	0- 1	0- 0	HOME	0- 0	2- 0	1- 0				
2- 1	0- 0	0- 1	AWAY	0- 0	1- 0	1- 0				
2- 0	0- 0	0- 0	NEUTRAL	1- 0	0- 0	1- 0				
2- 0	0- 0	0- 0	CONFERENCE	0- 0	0- 0	2- 0				
2- 0	0- 0	0- 0	HOME	0- 0	0- 0	2- 0				
0- 0	0- 0	0- 0	AWAY	0- 0	0- 0	0- 0				
0- 0	0- 0	0- 0	NEUTRAL	0- 0	0- 0	0- 0				

RPI	S	Opponent	Score	RPI	S	Opponent	Score	RPI	S	Opponent	Score	RPI	S	Opponent	Score
24	H	Princeton	50 62	42	A	Central Mich.	54 77	81	N	North Florida	69 54	110	H	Elon	63 55
												113	A	UT Arlington	73 57
												145	H	Green Bay	72 60
												225	A	Boston U.	89 75
												231	H	Monmouth	76 66
												289	N	Lipscomb	74 63
												324	H	Albany (NY)	76 52
												333	H	Saint Peter's	96 76
LAST 10 Division I															
				42	A	Central Mich.	54 77	333	H	Saint Peter's	96 76				
				289	N	Lipscomb	74 63	231	H	Monmouth	76 66				
				81	N	North Florida	69 54	113	A	UT Arlington	73 57				
				110	H	Elon	63 55	145	H	Green Bay	72 60				
				324	H	Albany (NY)	76 52	24	H	Princeton	50 62				

Non-Div I Games:

Marist

■ Loss,
 ■ Non-Conf, S Site,
 ■ Home
 ■ Away
 N Neutral

Average RPI Win:	178	WON-LOST	WINNING	LAST 10	STRENGTH OF	OPP. STRENGTH	TEAM	ADJ.	CONF.	ADJ CONF.
Average RPI Loss:	15	RECORD	PCT. RANK	GAMES	SCHEDULE	OF SCHEDULE	RPI	RPI	RPI	RPI
DIV. I ONLY	9- 4	75	6-4	42	40	38	38	6	6	
DIV. I NON-CONF.	9- 2	40	6-2	93	77	41	41	6	6	
TOTALS	RPI 1-25	RPI 26-50	W-L RECORDS	RPI 51-100	RPI 101-150	RPI 150+				
9- 4	0- 4	0- 0	OVERALL	2- 0	3- 0	4- 0				
4- 2	0- 2	0- 0	HOME	1- 0	1- 0	2- 0				
4- 2	0- 2	0- 0	AWAY	1- 0	2- 0	1- 0				
1- 0	0- 0	0- 0	NEUTRAL	0- 0	0- 0	1- 0				
9- 2	0- 2	0- 0	NON-CONFERENCE	2- 0	3- 0	4- 0				
4- 2	0- 2	0- 0	HOME	1- 0	1- 0	2- 0				
4- 0	0- 0	0- 0	AWAY	1- 0	2- 0	1- 0				
1- 0	0- 0	0- 0	NEUTRAL	0- 0	0- 0	1- 0				
0- 2	0- 2	0- 0	CONFERENCE	0- 0	0- 0	0- 0				
0- 0	0- 0	0- 0	HOME	0- 0	0- 0	0- 0				
0- 2	0- 2	0- 0	AWAY	0- 0	0- 0	0- 0				
0- 0	0- 0	0- 0	NEUTRAL	0- 0	0- 0	0- 0				

RPI 1-25				RPI 26-50		Team's RPI: 38	RPI 51-100			RPI 101+		
RPI	S	Opponent	Score	RPI	S	Opponent	Score	RPI	S	Opponent	Score	
11	A	DePaul	71 89					76	H	Illinois St.	58 41	116 H Belmont 53 51
13	A	Creighton	62 72					99	A	South Dakota St.	65 58	125 A Saint Mary's (CA) 77 63
17	H	Mississippi St.	68 74									145 A Green Bay 60 47
18	H	Northwestern	56 64									212 N Tulsa 61 60
												240 A Milwaukee 78 56
												285 H St. Francis Brooklyn 92 71
												302 H Morgan St. 70 48
LAST 10 Division I												
212	N	Tulsa	61 60	13	A	Creighton	62 72					
125	A	Saint Mary's (CA)	77 63	11	A	DePaul	71 89					
17	H	Mississippi St.	68 74	116	H	Belmont	53 51					
145	A	Green Bay	60 47	99	A	South Dakota St.	65 58					
18	H	Northwestern	56 64	240	A	Milwaukee	78 56					

Non-Div I Games:

Marquette

Average RPI Win:	258	WON-LOST	WINNING	LAST 10	STRENGTH OF	OPP. STRENGTH	TEAM	ADJ.	CONF.	ADJ CONF.
Average RPI Loss:	195	RECORD	PCT. RANK	GAMES	SCHEDULE	OF SCHEDULE	RPI	RPI	RPI	RPI
DIV. I ONLY	4- 7	233	3-7	330	229	303	303	13	13	
DIV. I NON-CONF.	3- 6	235	2-6	344	222	327	327	16	16	
TOTALS	RPI 1-25	RPI 26-50	W-L RECORDS	RPI 51-100	RPI 101-150	RPI 150+				
4- 7	0- 0	0- 1	OVERALL	0- 0	0- 1	4- 5				
2- 2	0- 0	0- 0	HOME	0- 0	0- 0	2- 2				
2- 5	0- 0	0- 1	AWAY	0- 0	0- 1	2- 3				
0- 0	0- 0	0- 0	NEUTRAL	0- 0	0- 0	0- 0				
3- 6	0- 0	0- 1	NON-CONFERENCE	0- 0	0- 1	3- 4				
2- 2	0- 0	0- 0	HOME	0- 0	0- 0	2- 2				
1- 4	0- 0	0- 1	AWAY	0- 0	0- 1	1- 2				
0- 0	0- 0	0- 0	NEUTRAL	0- 0	0- 0	0- 0				
1- 1	0- 0	0- 0	CONFERENCE	0- 0	0- 0	1- 1				
0- 0	0- 0	0- 0	HOME	0- 0	0- 0	0- 0				
1- 1	0- 0	0- 0	AWAY	0- 0	0- 0	1- 1				
0- 0	0- 0	0- 0	NEUTRAL	0- 0	0- 0	0- 0				

RPI 1-25			RPI 26-50			RPI 51-100			RPI 101+			Team's RPI: 303
RPI	S	Opponent	Score	RPI	S	Opponent	Score	RPI	S	Opponent	Score	
				44	A	Rutgers	41 66					
								101	A	Ohio	51 67	
								155	H	Bowling Green	69 82	
								176	A	Rice	43 81	
								180	H	Norfolk St.	75 69	
								233	A	North Texas	68 59	
								251	A	Towson	56 59	
								278	A	Indiana St.	72 60	
								302	H	Morgan St.	52 57	
								337	A	Evansville	62 66	
								341	H	Coppin St.	60 47	
LAST 10 Division I												
278	A	Indiana St.	72 60	233	A	North Texas	68 59					
337	A	Evansville	62 66	176	A	Rice	43 81					
302	H	Morgan St.	52 57	251	A	Towson	56 59					
341	H	Coppin St.	60 47	44	A	Rutgers	41 66					
101	A	Ohio	51 67	155	H	Bowling Green	69 82					

Non-Div I Games: Alderson Broadus 85 41 Ky. Christian 89 40

Marshall

Loss, Non-Conf, S Site, H Home A Away N Neutral

Average RPI Win: 178		WON-LOST	WINNING	LAST 10	STRENGTH OF	OPP. STRENGTH	TEAM	ADJ.	CONF.	ADJ CONF.
Average RPI Loss: 12		RECORD	PCT. RANK	GAMES	SCHEDULE	OF SCHEDULE	RPI	RPI	RPI	RPI
DIV. I ONLY		10- 3	51	8-2	45	59	29	29	2	2
DIV. I NON-CONF.		9- 2	40	7-1	113	67	39	39	3	3
TOTALS		RPI 1-25	RPI 26-50		W-L RECORDS		RPI 51-100	RPI 101-150	RPI 150+	
10- 3	0- 3	2- 0		OVERALL		0- 0	2- 0	6- 0		
6- 1	0- 1	1- 0		HOME		0- 0	1- 0	4- 0		
2- 2	0- 2	1- 0		AWAY		0- 0	0- 0	1- 0		
2- 0	0- 0	0- 0		NEUTRAL		0- 0	1- 0	1- 0		
9- 2	0- 2	1- 0		NON-CONFERENCE		0- 0	2- 0	6- 0		
5- 1	0- 1	0- 0		HOME		0- 0	1- 0	4- 0		
2- 1	0- 1	1- 0		AWAY		0- 0	0- 0	1- 0		
2- 0	0- 0	0- 0		NEUTRAL		0- 0	1- 0	1- 0		
1- 1	0- 1	1- 0		CONFERENCE		0- 0	0- 0	0- 0		
1- 0	0- 0	1- 0		HOME		0- 0	0- 0	0- 0		
0- 1	0- 1	0- 0		AWAY		0- 0	0- 0	0- 0		
0- 0	0- 0	0- 0		NEUTRAL		0- 0	0- 0	0- 0		

RPI 1-25					
RPI	S	Opponent	Score		
4	H	South Carolina	54	63	
15	A	NC State	59	66	
18	A	Northwestern	58	81	

RPI 26-50					
RPI	S	Opponent	Score		
28	A	James Madison	70	68	
50	H	Michigan	70	55	

Team's RPI: 29					
----------------	--	--	--	--	--

RPI 51-100					
RPI	S	Opponent	Score		

RPI 101+					
RPI	S	Opponent	Score		
116	N	Belmont	90	26	
131	H	George Washington	88	54	
173	N	Clemson	63	44	
208	H	Delaware	99	55	
229	H	Quinnipiac	107	52	
256	H	Loyola Maryland	105	45	
267	H	Wagner	119	56	
317	A	Georgia St.	114	41	

LAST 10 Division I					
116	N	Belmont	90	26	
173	N	Clemson	63	44	
229	H	Quinnipiac	107	52	
131	H	George Washington	88	54	
208	H	Delaware	99	55	
18	A	Northwestern	58	81	
50	H	Michigan	70	55	
317	A	Georgia St.	114	41	
256	H	Loyola Maryland	105	45	
15	A	NC State	59	66	

Non-Div I Games:

Maryland

■ Loss, ■ Non-Conf, S Site, H Home A Away N Neutral

Massachusetts

Through Games Of Jan. 4, 2020

Average RPI Win:	241	WON-LOST	WINNING	LAST 10	STRENGTH OF	OPP. STRENGTH	TEAM	ADJ.	CONF.	ADJ CONF.
Average RPI Loss:	119	RECORD	PCT. RANK	GAMES	SCHEDULE	OF SCHEDULE	RPI	RPI	RPI	RPI
DIV. I ONLY	10- 3	51	9-1	283	234	142	142	12	12	
DIV. I NON-CONF.	9- 3	64	8-1	312	229	170	170	12	12	
TOTALS	RPI 1-25	RPI 26-50	W-L RECORDS	RPI 51-100	RPI 101-150	RPI 150+				
10- 3	0- 0	0- 1	OVERALL	1- 0	1- 1	8- 1				
5- 2	0- 0	0- 0	HOME	0- 0	1- 1	4- 1				
5- 1	0- 0	0- 1	AWAY	1- 0	0- 0	4- 0				
0- 0	0- 0	0- 0	NEUTRAL	0- 0	0- 0	0- 0				
9- 3	0- 0	0- 1	NON-CONFERENCE	0- 0	1- 1	8- 1				
5- 2	0- 0	0- 0	HOME	0- 0	1- 1	4- 1				
4- 1	0- 0	0- 1	AWAY	0- 0	0- 0	4- 0				
0- 0	0- 0	0- 0	NEUTRAL	0- 0	0- 0	0- 0				
1- 0	0- 0	0- 0	CONFERENCE	1- 0	0- 0	0- 0				
0- 0	0- 0	0- 0	HOME	0- 0	0- 0	0- 0				
1- 0	0- 0	0- 0	AWAY	1- 0	0- 0	0- 0				
0- 0	0- 0	0- 0	NEUTRAL	0- 0	0- 0	0- 0				

RPI S	Opponent	Score	RPI S	Opponent	Score	RPI S	Opponent	Score	RPI S	Opponent	Score	Team's RPI: 142
45	A St. John's (NY)	71 82	98	A Duquesne	81 77	111	H Holy Cross	75 72	114	H Providence	63 72	
						168	A Iona	65 51	197	H Merrimack	64 79	
						225	A Boston U.	58 45	271	H Brown	95 42	
						275	A UMass Lowell	74 58	304	A Vermont	83 49	
						307	H Siena	61 55	314	H New Hampshire	67 65	
						339	H Hartford	74 48				
LAST 10 Division I												
314	H New Hampshire	67 65	98	A Duquesne	81 77							
304	A Vermont	83 49	168	A Iona	65 51							
45	A St. John's (NY)	71 82	307	H Siena	61 55							
271	H Brown	95 42	225	A Boston U.	58 45							
339	H Hartford	74 48	111	H Holy Cross	75 72							

Non-Div I Games: Southern Conn. St. 86 43

Massachusetts

Loss, Non-Conf, S Site, H Home A Away N Neutral

Average RPI Win:	351	WON-LOST	WINNING	LAST 10	STRENGTH OF	OPP. STRENGTH	TEAM	ADJ.	CONF.	ADJ CONF.
Average RPI Loss:	172	RECORD	PCT. RANK	GAMES	SCHEDULE	OF SCHEDULE	RPI	RPI	RPI	RPI
DIV. I ONLY	1- 9	328	1-9	152	345	320	320	25	25	
DIV. I NON-CONF.	1- 6	318	1-6	160	325	310	310	23	23	
TOTALS	RPI 1-25	RPI 26-50	W-L RECORDS	RPI 51-100	RPI 101-150	RPI 150+				
1- 9	0- 0	0- 1	OVERALL	0- 0	0- 1	1- 7				
1- 2	0- 0	0- 0	HOME	0- 0	0- 0	1- 2				
0- 7	0- 0	0- 1	AWAY	0- 0	0- 1	0- 5				
0- 0	0- 0	0- 0	NEUTRAL	0- 0	0- 0	0- 0				
1- 6	0- 0	0- 1	NON-CONFERENCE	0- 0	0- 1	1- 4				
1- 1	0- 0	0- 0	HOME	0- 0	0- 0	1- 1				
0- 5	0- 0	0- 1	AWAY	0- 0	0- 1	0- 3				
0- 0	0- 0	0- 0	NEUTRAL	0- 0	0- 0	0- 0				
0- 3	0- 0	0- 0	CONFERENCE	0- 0	0- 0	0- 3				
0- 1	0- 0	0- 0	HOME	0- 0	0- 0	0- 1				
0- 2	0- 0	0- 0	AWAY	0- 0	0- 0	0- 2				
0- 0	0- 0	0- 0	NEUTRAL	0- 0	0- 0	0- 0				

RPI S	Opponent	Score	RPI S	Opponent	Score	RPI S	Opponent	Score	RPI S	Opponent	Score	Team's RPI: 320
49	A Arkansas	58	101						120	A UAB	70	97
									175	A SFA	51	82
									176	H Rice	50	81
									185	A Louisiana	55	75
									192	A Sam Houston St.	59	92
									207	A SMU	60	81
									209	A Louisiana Tech	54	79
									237	H Central Ark.	57	70
									351	H La.-Monroe	72	69
LAST 10 Division I												
176	H Rice	50	81	237	H Central Ark.	57	70					
120	A UAB	70	97	192	A Sam Houston St.	59	92					
185	A Louisiana	55	75	175	A SFA	51	82					
49	A Arkansas	58	101	209	A Louisiana Tech	54	79					
207	A SMU	60	81	351	H La.-Monroe	72	69					

Non-Div I Games: Centenary (LA) 116 37 LSU-Shreveport 81 77

McNeese

Loss, Non-Conf, S Site, H Home A Away N Neutral

Average RPI Win:	205	WON-LOST	WINNING	LAST 10	STRENGTH OF	OPP. STRENGTH	TEAM	ADJ.	CONF.	ADJ CONF.
Average RPI Loss:	154	RECORD	PCT. RANK	GAMES	SCHEDULE	OF SCHEDULE	RPI	RPI	RPI	RPI
DIV. I ONLY	9- 4	75	8-2	248	203	144	144	8	8	
DIV. I NON-CONF.	9- 4	84	8-2	242	206	145	145	8	8	
TOTALS	RPI 1-25	RPI 26-50	W-L RECORDS	RPI 51-100	RPI 101-150	RPI 150+				
9- 4	0- 0	0- 1	OVERALL	1- 0	1- 1	7- 2				
5- 2	0- 0	0- 0	HOME	0- 0	1- 1	4- 1				
3- 1	0- 0	0- 0	AWAY	1- 0	0- 0	2- 1				
1- 1	0- 0	0- 1	NEUTRAL	0- 0	0- 0	1- 0				
9- 4	0- 0	0- 1	NON-CONFERENCE	1- 0	1- 1	7- 2				
5- 2	0- 0	0- 0	HOME	0- 0	1- 1	4- 1				
3- 1	0- 0	0- 0	AWAY	1- 0	0- 0	2- 1				
1- 1	0- 0	0- 1	NEUTRAL	0- 0	0- 0	1- 0				
0- 0	0- 0	0- 0	CONFERENCE	0- 0	0- 0	0- 0				
0- 0	0- 0	0- 0	HOME	0- 0	0- 0	0- 0				
0- 0	0- 0	0- 0	AWAY	0- 0	0- 0	0- 0				
0- 0	0- 0	0- 0	NEUTRAL	0- 0	0- 0	0- 0				

RPI S	Opponent	Score	RPI S	Opponent	Score	RPI S	Opponent	Score	RPI S	Opponent	Score	Team's RPI: 144
32 N	LSU	58 89	56 A	Southern Ill.	70 66	120 H	UAB	77 52				
						131 H	George Washington	63 64				
						174 A	Little Rock	68 50				
						194 A	Toledo	83 76				
						200 N	Kansas St.	72 68				
						202 H	Arkansas St.	78 50				
						209 A	Louisiana Tech	74 83				
						242 H	Alabama A&M	79 71				
						245 H	Eastern Ky.	60 63				
						313 H	Alcorn	57 51				
						346 H	Mississippi Val.	91 54				
LAST 10 Division I												
32 N	LSU	58 89	242 H	Alabama A&M	79 71							
200 N	Kansas St.	72 68	346 H	Mississippi Val.	91 54							
194 A	Toledo	83 76	174 A	Little Rock	68 50							
56 A	Southern Ill.	70 66	202 H	Arkansas St.	78 50							
131 H	George Washington	63 64	120 H	UAB	77 52							

Non-Div I Games:

Memphis

Average RPI Win:	310	WON-LOST	WINNING	LAST 10	STRENGTH OF	OPP. STRENGTH	TEAM	ADJ.	CONF.	ADJ CONF.
Average RPI Loss:	159	RECORD	PCT. RANK	GAMES	SCHEDULE	OF SCHEDULE	RPI	RPI	RPI	RPI
DIV. I ONLY	2- 12	323	2-8	201	281	311	311	19	19	
DIV. I NON-CONF.	2- 12	318	2-8	210	279	313	313	21	21	
TOTALS	RPI 1-25	RPI 26-50	W-L RECORDS	RPI 51-100	RPI 101-150	RPI 150+				
2- 12	0- 0	0- 0	OVERALL	0- 4	0- 1	2- 7				
1- 5	0- 0	0- 0	HOME	0- 1	0- 0	1- 4				
1- 7	0- 0	0- 0	AWAY	0- 3	0- 1	1- 3				
0- 0	0- 0	0- 0	NEUTRAL	0- 0	0- 0	0- 0				
2- 12	0- 0	0- 0	NON-CONFERENCE	0- 4	0- 1	2- 7				
1- 5	0- 0	0- 0	HOME	0- 1	0- 0	1- 4				
1- 7	0- 0	0- 0	AWAY	0- 3	0- 1	1- 3				
0- 0	0- 0	0- 0	NEUTRAL	0- 0	0- 0	0- 0				
0- 0	0- 0	0- 0	CONFERENCE	0- 0	0- 0	0- 0				
0- 0	0- 0	0- 0	HOME	0- 0	0- 0	0- 0				
0- 0	0- 0	0- 0	AWAY	0- 0	0- 0	0- 0				
0- 0	0- 0	0- 0	NEUTRAL	0- 0	0- 0	0- 0				

RPI 1-25				RPI 26-50				RPI 51-100				RPI 101+				Team's RPI: 311	
RPI	S	Opponent	Score	RPI	S	Opponent	Score	RPI	S	Opponent	Score	RPI	S	Opponent	Score		
								57	H	Western Ky.	62	75	146	A	Columbia	48	77
								58	A	Georgia	60	76	162	A	Florida	50	71
								59	A	Yale	60	68	173	H	Clemson	61	65
								73	A	Alabama	56	111	203	H	Gardner-Webb	62	65
													222	H	Jacksonville	83	87
													228	A	Kennesaw St.	64	92
													245	H	Eastern Ky.	60	61
													276	H	Ga. Southern	62	52
													281	A	Appalachian St.	68	77
													344	A	South Carolina St.	66	55
LAST 10 Division I																	
173	H	Clemson	61	65	146	A	Columbia	48	77								
276	H	Ga. Southern	62	52	59	A	Yale	60	68								
344	A	South Carolina St.	66	55	222	H	Jacksonville	83	87								
281	A	Appalachian St.	68	77	203	H	Gardner-Webb	62	65								
245	H	Eastern Ky.	60	61	162	A	Florida	50	71								

Non-Div I Games: LaGrange 74 47

Mercer

Merrimack

Through Games Of Jan. 4, 2020

Average RPI Win:	261	WON-LOST	WINNING	LAST 10	STRENGTH OF	OPP. STRENGTH	TEAM	ADJ.	CONF.	ADJ CONF.
Average RPI Loss:	155	RECORD	PCT. RANK	GAMES	SCHEDULE	OF SCHEDULE	RPI	RPI	RPI	RPI
DIV. I ONLY	5- 6	198	4-6	170	323	197	197	31	31	
DIV. I NON-CONF.	5- 4	140	4-4	123	335	136	136	31	31	
TOTALS	RPI 1-25	RPI 26-50	W-L RECORDS	RPI 51-100	RPI 101-150	RPI 150+				
5- 6	0- 0	0- 0	OVERALL	0- 1	1- 3	4- 2				
3- 2	0- 0	0- 0	HOME	0- 1	0- 1	3- 0				
2- 4	0- 0	0- 0	AWAY	0- 0	1- 2	1- 2				
0- 0	0- 0	0- 0	NEUTRAL	0- 0	0- 0	0- 0				
5- 4	0- 0	0- 0	NON-CONFERENCE	0- 1	1- 2	4- 1				
3- 1	0- 0	0- 0	HOME	0- 1	0- 0	3- 0				
2- 3	0- 0	0- 0	AWAY	0- 0	1- 2	1- 1				
0- 0	0- 0	0- 0	NEUTRAL	0- 0	0- 0	0- 0				
0- 2	0- 0	0- 0	CONFERENCE	0- 0	0- 1	0- 1				
0- 1	0- 0	0- 0	HOME	0- 0	0- 1	0- 0				
0- 1	0- 0	0- 0	AWAY	0- 0	0- 0	0- 1				
0- 0	0- 0	0- 0	NEUTRAL	0- 0	0- 0	0- 0				

RPI 1-25				RPI 26-50				RPI 51-100				RPI 101+				Team's RPI: 197	
RPI	S	Opponent	Score	RPI	S	Opponent	Score	RPI	S	Opponent	Score	RPI	S	Opponent	Score		
								95	H	Lehigh	68	72	111	A	Holy Cross	42	68
													142	A	Massachusetts	79	64
													143	A	Illinois	72	75
													150	H	Robert Morris	62	68
													204	A	Dartmouth	52	57
													227	A	Sacred Heart	60	63
													271	A	Brown	72	57
													275	H	UMass Lowell	73	50
													304	H	Vermont	78	53
													314	H	New Hampshire	64	54
LAST 10 Division I																	
				271	A	Brown	72	57	150	H	Robert Morris	62	68				
				111	A	Holy Cross	42	68	227	A	Sacred Heart	60	63				
				314	H	New Hampshire	64	54	304	H	Vermont	78	53				
				204	A	Dartmouth	52	57	275	H	UMass Lowell	73	50				
				95	H	Lehigh	68	72	143	A	Illinois	72	75				

Non-Div I Games: Eastern Nazarene 82 50 Fisher 81 42

Merrimack

Loss, Non-Conf, S Site, H Home A Away N Neutral

Average RPI Win:	126	WON-LOST	WINNING	LAST 10	STRENGTH OF	OPP. STRENGTH	TEAM	ADJ.	CONF.	ADJ CONF.
Average RPI Loss:	13	RECORD	PCT. RANK	GAMES	SCHEDULE	OF SCHEDULE	RPI	RPI	RPI	RPI
DIV. I ONLY	9- 4	75	6-4	6	57	27	27	3	3	
DIV. I NON-CONF.	8- 3	68	5-3	8	60	28	28	2	2	
TOTALS	RPI 1-25	RPI 26-50	W-L RECORDS	RPI 51-100	RPI 101-150	RPI 150+				
9- 4	0- 4	0- 0	OVERALL	5- 0	1- 0	3- 0				
8- 2	0- 2	0- 0	HOME	4- 0	1- 0	3- 0				
0- 2	0- 2	0- 0	AWAY	0- 0	0- 0	0- 0				
1- 0	0- 0	0- 0	NEUTRAL	1- 0	0- 0	0- 0				
8- 3	0- 3	0- 0	NON-CONFERENCE	4- 0	1- 0	3- 0				
7- 2	0- 2	0- 0	HOME	3- 0	1- 0	3- 0				
0- 1	0- 1	0- 0	AWAY	0- 0	0- 0	0- 0				
1- 0	0- 0	0- 0	NEUTRAL	1- 0	0- 0	0- 0				
1- 1	0- 1	0- 0	CONFERENCE	1- 0	0- 0	0- 0				
1- 0	0- 0	0- 0	HOME	1- 0	0- 0	0- 0				
0- 1	0- 1	0- 0	AWAY	0- 0	0- 0	0- 0				
0- 0	0- 0	0- 0	NEUTRAL	0- 0	0- 0	0- 0				

RPI 1-25					RPI 26-50					Team's RPI: 27					RPI 51-100					RPI 101+				
RPI	S	Opponent	Score		RPI	S	Opponent	Score		RPI	S	Opponent	Score		RPI	S	Opponent	Score						
6	H	Oregon St.	53	75						64	N	N.C. A&T	68	67	126	H	Binghamton	79	56					
10	H	Indiana	45	58						70	H	IUPUI	74	65	152	H	Miami (OH)	80	62					
11	A	DePaul	83	89						79	H	Wake Forest	59	56	221	H	Jackson St.	83	68					
23	A	Georgia Tech	54	61						81	H	North Florida	78	55	239	H	UNC Asheville	75	46					
										100	H	Washington St.	74	68										
LAST 10 Division I																								
10	H	Indiana	45	58	23	A	Georgia Tech	54	61	79	H	Wake Forest	59	56										
152	H	Miami (OH)	80	62						100	H	Washington St.	74	68										
6	H	Oregon St.	53	75						239	H	UNC Asheville	75	46										
11	A	DePaul	83	89						126	H	Binghamton	79	56										
64	N	N.C. A&T	68	67																				

Non-Div I Games:

Miami (FL)

■ Loss,
■ Non-Conf,
■ S Site,
■ H Home
■ A Away
N Neutral

Average RPI Win:	290	WON-LOST	WINNING	LAST 10	STRENGTH OF	OPP. STRENGTH	TEAM	ADJ.	CONF.	ADJ CONF.
Average RPI Loss:	85	RECORD	PCT. RANK	GAMES	SCHEDULE	OF SCHEDULE	RPI	RPI	RPI	RPI
DIV. I ONLY	6- 6	169	5-5	210	153	152	152	10	10	
DIV. I NON-CONF.	6- 5	151	5-4	261	153	144	144	10	10	
TOTALS	RPI 1-25	RPI 26-50	W-L RECORDS	RPI 51-100	RPI 101-150	RPI 150+				
6- 6	0- 1	0- 1	OVERALL	0- 1	0- 2	6- 1				
2- 1	0- 0	0- 0	HOME	0- 1	0- 0	2- 0				
3- 4	0- 1	0- 1	AWAY	0- 0	0- 1	3- 1				
1- 1	0- 0	0- 0	NEUTRAL	0- 0	0- 1	1- 0				
6- 5	0- 1	0- 1	NON-CONFERENCE	0- 0	0- 2	6- 1				
2- 0	0- 0	0- 0	HOME	0- 0	0- 0	2- 0				
3- 4	0- 1	0- 1	AWAY	0- 0	0- 1	3- 1				
1- 1	0- 0	0- 0	NEUTRAL	0- 0	0- 1	1- 0				
0- 1	0- 0	0- 0	CONFERENCE	0- 1	0- 0	0- 0				
0- 1	0- 0	0- 0	HOME	0- 1	0- 0	0- 0				
0- 0	0- 0	0- 0	AWAY	0- 0	0- 0	0- 0				
0- 0	0- 0	0- 0	NEUTRAL	0- 0	0- 0	0- 0				

RPI S	Opponent	Score	RPI S	Opponent	Score	RPI S	Opponent	Score	RPI S	Opponent	Score	Team's RPI: 152
11	A DePaul	79 98	27	A Miami (FL)	62 80	62	H Buffalo	72 86	112	N Liberty	53 65	
									128	A Bradley	68 79	
									167	A Cincinnati	68 98	
									245	A Eastern Ky.	75 57	
									260	A South Alabama	76 73	
									280	N Prairie View	65 52	
									287	A Pittsburgh	80 71	
									328	H UIC	85 35	
									337	H Evansville	72 64	
LAST 10 Division I												
112	N Liberty	53 65	62	H Buffalo	72 86							
328	H UIC	85 35	337	H Evansville	72 64							
128	A Bradley	68 79	287	A Pittsburgh	80 71							
245	A Eastern Ky.	75 57	167	A Cincinnati	68 98							
260	A South Alabama	76 73	27	A Miami (FL)	62 80							

Non-Div I Games: Tiffin 83 51

Miami (OH)

Michigan

Through Games Of Jan. 4, 2020

Average RPI Win:	186	WON-LOST	WINNING	LAST 10	STRENGTH OF	OPP. STRENGTH	TEAM	ADJ.	CONF.	ADJ CONF.
Average RPI Loss:	44	RECORD	PCT. RANK	GAMES	SCHEDULE	OF SCHEDULE	RPI	RPI	RPI	RPI
DIV. I ONLY	10- 3	51	7-3	84	117	50	50	2	2	
DIV. I NON-CONF.	9- 2	40	6-2	100	167	51	51	3	3	
TOTALS	RPI 1-25	RPI 26-50	W-L RECORDS	RPI 51-100	RPI 101-150	RPI 150+				
10- 3	0- 1	0- 1	OVERALL	2- 1	1- 0	7- 0				
7- 1	0- 0	0- 0	HOME	1- 1	1- 0	5- 0				
2- 1	0- 0	0- 1	AWAY	0- 0	0- 0	2- 0				
1- 1	0- 1	0- 0	NEUTRAL	1- 0	0- 0	0- 0				
9- 2	0- 1	0- 0	NON-CONFERENCE	2- 1	1- 0	6- 0				
6- 1	0- 0	0- 0	HOME	1- 1	1- 0	4- 0				
2- 0	0- 0	0- 0	AWAY	0- 0	0- 0	2- 0				
1- 1	0- 1	0- 0	NEUTRAL	1- 0	0- 0	0- 0				
1- 1	0- 0	0- 1	CONFERENCE	0- 0	0- 0	1- 0				
1- 0	0- 0	0- 0	HOME	0- 0	0- 0	1- 0				
0- 1	0- 0	0- 1	AWAY	0- 0	0- 0	0- 0				
0- 0	0- 0	0- 0	NEUTRAL	0- 0	0- 0	0- 0				

RPI 1-25				RPI 26-50				Team's RPI: 50				RPI 51-100				RPI 101+			
RPI	S	Opponent	Score	RPI	S	Opponent	Score	RPI	S	Opponent	Score	RPI	S	Opponent	Score	RPI	S	Opponent	Score
12	N	Florida St.	69 79	29	A	Maryland	55 70					63	H	Syracuse	84 76	128	H	Bradley	77 57
												87	N	Kent St.	88 53	154	H	Western Mich.	76 55
												92	H	Notre Dame	72 76	165	A	Akron	80 71
																186	A	Eastern Mich.	57 38
																201	H	Penn St.	82 48
																281	H	Appalachian St.	62 35
																296	H	Oakland	79 64
																302	H	Morgan St.	80 48
LAST 10 Division I																			
				63	H	Syracuse	84 76					201	H	Penn St.	82 48				
				302	H	Morgan St.	80 48					29	A	Maryland	55 70				
				186	A	Eastern Mich.	57 38					12	N	Florida St.	69 79				
				92	H	Notre Dame	72 76					281	H	Appalachian St.	62 35				
				165	A	Akron	80 71					296	H	Oakland	79 64				

Non-Div I Games:

Michigan

■ Loss,
■ Non-Conf, S Site,
■ Home
■ Away
N Neutral

Average RPI Win:	222	WON-LOST	WINNING	LAST 10	STRENGTH OF	OPP. STRENGTH	TEAM	ADJ.	CONF.	ADJ CONF.
Average RPI Loss:	30	RECORD	PCT. RANK	GAMES	SCHEDULE	OF SCHEDULE	RPI	RPI	RPI	RPI
DIV. I ONLY	8- 5	112	5-5	85	85	88	88	2	2	
DIV. I NON-CONF.	7- 4	100	4-4	188	102	126	126	3	3	
TOTALS	RPI 1-25	RPI 26-50	W-L RECORDS	RPI 51-100	RPI 101-150	RPI 150+				
8- 5	0- 2	0- 2	OVERALL	2- 1	0- 0	6- 0				
6- 0	0- 0	0- 0	HOME	1- 0	0- 0	5- 0				
1- 2	0- 2	0- 0	AWAY	1- 0	0- 0	0- 0				
1- 3	0- 0	0- 2	NEUTRAL	0- 1	0- 0	1- 0				
7- 4	0- 1	0- 2	NON-CONFERENCE	1- 1	0- 0	6- 0				
5- 0	0- 0	0- 0	HOME	0- 0	0- 0	5- 0				
1- 1	0- 1	0- 0	AWAY	1- 0	0- 0	0- 0				
1- 3	0- 0	0- 2	NEUTRAL	0- 1	0- 0	1- 0				
1- 1	0- 1	0- 0	CONFERENCE	1- 0	0- 0	0- 0				
1- 0	0- 0	0- 0	HOME	1- 0	0- 0	0- 0				
0- 1	0- 1	0- 0	AWAY	0- 0	0- 0	0- 0				
0- 0	0- 0	0- 0	NEUTRAL	0- 0	0- 0	0- 0				

RPI 1-25				RPI 26-50				RPI 51-100 Team's RPI: 88				RPI 101+			
RPI	S	Opponent	Score	RPI	S	Opponent	Score	RPI	S	Opponent	Score	RPI	S	Opponent	Score
10	A	Indiana	67 79	32	N	LSU	56 58	63	N	Syracuse	63 77	186	H	Eastern Mich.	85 50
12	A	Florida St.	68 78	35	N	West Virginia	57 63	68	H	Nebraska	78 70	200	N	Kansas St.	65 60
								92	A	Notre Dame	72 69	274	H	Morehead St.	93 48
												296	H	Oakland	76 56
												319	H	Detroit Mercy	110 52
												339	H	Hartford	79 34
LAST 10 Division I															
12	A	Florida St.	68 78	68	H	Nebraska	78 70								
200	N	Kansas St.	65 60	10	A	Indiana	67 79								
32	N	LSU	56 58	35	N	West Virginia	57 63								
339	H	Hartford	79 34	63	N	Syracuse	63 77								
296	H	Oakland	76 56	274	H	Morehead St.	93 48								

Non-Div I Games:

Michigan St.

Average RPI Win:	144	WON-LOST	WINNING	LAST 10	STRENGTH OF	OPP. STRENGTH	TEAM	ADJ.	CONF.	ADJ CONF.
Average RPI Loss:	53	RECORD	PCT. RANK	GAMES	SCHEDULE	OF SCHEDULE	RPI	RPI	RPI	RPI
DIV. I ONLY	9- 5	97	6-4	28	53	53	53	13	13	
DIV. I NON-CONF.	8- 4	90	5-3	48	41	53	53	16	16	
TOTALS	RPI 1-25	RPI 26-50	W-L RECORDS	RPI 51-100	RPI 101-150	RPI 150+				
9- 5	1- 1	1- 1	OVERALL	1- 2	1- 1	5- 0				
6- 2	1- 0	1- 1	HOME	1- 1	0- 0	3- 0				
2- 1	0- 0	0- 0	AWAY	0- 0	0- 1	2- 0				
1- 2	0- 1	0- 0	NEUTRAL	0- 1	1- 0	0- 0				
8- 4	1- 1	0- 1	NON-CONFERENCE	1- 1	1- 1	5- 0				
5- 1	1- 0	0- 1	HOME	1- 0	0- 0	3- 0				
2- 1	0- 0	0- 0	AWAY	0- 0	0- 1	2- 0				
1- 2	0- 1	0- 0	NEUTRAL	0- 1	1- 0	0- 0				
1- 1	0- 0	1- 0	CONFERENCE	0- 1	0- 0	0- 0				
1- 1	0- 0	1- 0	HOME	0- 1	0- 0	0- 0				
0- 0	0- 0	0- 0	AWAY	0- 0	0- 0	0- 0				
0- 0	0- 0	0- 0	NEUTRAL	0- 0	0- 0	0- 0				

RPI 1-25				RPI 26-50				RPI 51-100				Team's RPI: 53	RPI 101+			
RPI	S	Opponent	Score	RPI	S	Opponent	Score	RPI	S	Opponent	Score		RPI	S	Opponent	Score
8	N	Gonzaga	50 62	26	H	Kentucky	52 67	52	H	Old Dominion	56 67		107	N	Auburn	73 50
20	H	TCU	82 70	48	H	Charlotte	83 59	61	N	Arizona St.	60 61		116	A	Belmont	57 68
								84	H	Furman	78 62		160	A	Tulane	64 62
													177	H	VCU	86 63
													183	H	Tennessee Tech	64 58
													230	A	East Carolina	68 66
													289	H	Lipscomb	70 49
LAST 10 Division I																
289	H	Lipscomb	70 49	48	H	Charlotte	83 59	52	H	Old Dominion	56 67					
61	N	Arizona St.	60 61					20	H	TCU	82 70					
8	N	Gonzaga	50 62					177	H	VCU	86 63					
107	N	Auburn	73 50					116	A	Belmont	57 68					
84	H	Furman	78 62													

Non-Div I Games:

Middle Tenn.

Milwaukee

Through Games Of Jan. 4, 2020

Average RPI Win:	182	WON-LOST	WINNING	LAST 10	STRENGTH OF	OPP. STRENGTH	TEAM	ADJ.	CONF.	ADJ CONF.
Average RPI Loss:	100	RECORD	PCT. RANK	GAMES	SCHEDULE	OF SCHEDULE	RPI	RPI	RPI	RPI
DIV. I ONLY	3- 10	291	3-7	77	81	240	240	18	18	
DIV. I NON-CONF.	2- 8	295	2-5	52	54	232	232	18	18	
TOTALS	RPI 1-25	RPI 26-50	W-L RECORDS	RPI 51-100	RPI 101-150	RPI 150+				
3- 10	0- 2	0- 2	OVERALL	0- 0	1- 4	2- 2				
3- 4	0- 0	0- 1	HOME	0- 0	1- 1	2- 2				
0- 6	0- 2	0- 1	AWAY	0- 0	0- 3	0- 0				
0- 0	0- 0	0- 0	NEUTRAL	0- 0	0- 0	0- 0				
2- 8	0- 2	0- 2	NON-CONFERENCE	0- 0	0- 3	2- 1				
2- 3	0- 0	0- 1	HOME	0- 0	0- 1	2- 1				
0- 5	0- 2	0- 1	AWAY	0- 0	0- 2	0- 0				
0- 0	0- 0	0- 0	NEUTRAL	0- 0	0- 0	0- 0				
1- 2	0- 0	0- 0	CONFERENCE	0- 0	1- 1	0- 1				
1- 1	0- 0	0- 0	HOME	0- 0	1- 0	0- 1				
0- 1	0- 0	0- 0	AWAY	0- 0	0- 1	0- 0				
0- 0	0- 0	0- 0	NEUTRAL	0- 0	0- 0	0- 0				

RPI S	Opponent	Score	RPI S	Opponent	Score	RPI S	Opponent	Score	RPI S	Opponent	Score	Team's RPI: 240
11	A DePaul	65 94	38	H Marquette	56 78				105	A Wisconsin	40 71	
19	A Purdue	55 68	46	A Minnesota	61 77				121	H North Dakota	58 66	
									124	H Wright St.	60 58	
									145	A Green Bay	48 61	
									146	A Columbia	46 74	
									155	H Bowling Green	51 63	
									158	H Northern Ill.	78 65	
									217	H Northern Ky.	49 61	
									264	H Ark.-Pine Bluff	69 55	
LAST 10 Division I												
38	H Marquette	56 78	145	A Green Bay	48 61							
158	H Northern Ill.	78 65	217	H Northern Ky.	49 61							
146	A Columbia	46 74	124	H Wright St.	60 58							
11	A DePaul	65 94	121	H North Dakota	58 66							
264	H Ark.-Pine Bluff	69 55	155	H Bowling Green	51 63							

Non-Div I Games: Wis.-Parkside 84 77

Milwaukee

Loss, Non-Conf, S Site, H Home A Away N Neutral

Average RPI Win:	176	WON-LOST	WINNING	LAST 10	STRENGTH OF	OPP. STRENGTH	TEAM	ADJ.	CONF.	ADJ CONF.
Average RPI Loss:	30	RECORD	PCT. RANK	GAMES	SCHEDULE	OF SCHEDULE	RPI	RPI	RPI	RPI
DIV. I ONLY	11- 3	46	8-2	101	42	46	46	2	2	
DIV. I NON-CONF.	10- 1	19	7-0	143	47	36	36	3	3	
TOTALS	RPI 1-25	RPI 26-50	W-L RECORDS	RPI 51-100	RPI 101-150	RPI 150+				
11- 3	0- 2	0- 0	OVERALL	3- 1	2- 0	6- 0				
7- 2	0- 2	0- 0	HOME	2- 0	1- 0	4- 0				
4- 1	0- 0	0- 0	AWAY	1- 1	1- 0	2- 0				
0- 0	0- 0	0- 0	NEUTRAL	0- 0	0- 0	0- 0				
10- 1	0- 1	0- 0	NON-CONFERENCE	3- 0	2- 0	5- 0				
7- 1	0- 1	0- 0	HOME	2- 0	1- 0	4- 0				
3- 0	0- 0	0- 0	AWAY	1- 0	1- 0	1- 0				
0- 0	0- 0	0- 0	NEUTRAL	0- 0	0- 0	0- 0				
1- 2	0- 1	0- 0	CONFERENCE	0- 1	0- 0	1- 0				
0- 1	0- 1	0- 0	HOME	0- 0	0- 0	0- 0				
1- 1	0- 0	0- 0	AWAY	0- 1	0- 0	1- 0				
0- 0	0- 0	0- 0	NEUTRAL	0- 0	0- 0	0- 0				

RPI 1-25				RPI 26-50		Team's RPI: 46		RPI 51-100				RPI 101+			
RPI	S	Opponent	Score	RPI	S	Opponent	Score	RPI	S	Opponent	Score	RPI	S	Opponent	Score
2	H	Missouri St.	69 77					61	H	Arizona St.	80 66	108	H	Montana St.	71 60
21	H	Ohio St.	63 66					68	A	Nebraska	58 72	131	A	George Washington	83 50
								92	A	Notre Dame	75 67	156	A	American	70 53
								95	H	Lehigh	77 49	201	A	Penn St.	81 74
												232	H	UC Davis	76 67
												240	H	Milwaukee	77 61
												304	H	Vermont	90 58
												318	H	Bryant	101 56
LAST 10 Division I															
131	A	George Washington	83 50	68	A	Nebraska	58 72								
156	A	American	70 53	21	H	Ohio St.	63 66								
92	A	Notre Dame	75 67	201	A	Penn St.	81 74								
318	H	Bryant	101 56	95	H	Lehigh	77 49								
108	H	Montana St.	71 60	232	H	UC Davis	76 67								

Non-Div I Games:

Minnesota

Average RPI Win:	133	WON-LOST	WINNING	LAST 10	STRENGTH OF	OPP. STRENGTH	TEAM	ADJ.	CONF.	ADJ CONF.
Average RPI Loss:	20	RECORD	PCT. RANK	GAMES	SCHEDULE	OF SCHEDULE	RPI	RPI	RPI	RPI
DIV. I ONLY	13- 2	23	8-2	29	52	17	17	4	4	
DIV. I NON-CONF.	12- 2	30	7-2	36	38	14	14	4	4	
TOTALS	RPI 1-25	RPI 26-50	W-L RECORDS	RPI 51-100	RPI 101-150	RPI 150+				
13- 2	0- 1	2- 1	OVERALL	2- 0	2- 0	7- 0				
6- 1	0- 0	0- 1	HOME	2- 0	0- 0	4- 0				
3- 0	0- 0	1- 0	AWAY	0- 0	0- 0	2- 0				
4- 1	0- 1	1- 0	NEUTRAL	0- 0	2- 0	1- 0				
12- 2	0- 1	2- 1	NON-CONFERENCE	2- 0	2- 0	6- 0				
5- 1	0- 0	0- 1	HOME	2- 0	0- 0	3- 0				
3- 0	0- 0	1- 0	AWAY	0- 0	0- 0	2- 0				
4- 1	0- 1	1- 0	NEUTRAL	0- 0	2- 0	1- 0				
1- 0	0- 0	0- 0	CONFERENCE	0- 0	0- 0	1- 0				
1- 0	0- 0	0- 0	HOME	0- 0	0- 0	1- 0				
0- 0	0- 0	0- 0	AWAY	0- 0	0- 0	0- 0				
0- 0	0- 0	0- 0	NEUTRAL	0- 0	0- 0	0- 0				

RPI 1-25				Team's RPI: 17		RPI 26-50				RPI 51-100				RPI 101+			
RPI	S	Opponent	Score	RPI	S	Opponent	Score	RPI	S	Opponent	Score	RPI	S	Opponent	Score		
5	N	Stanford	62 67	33	N	Virginia	72 59	54	H	Troy	122 82	122	N	South Fla.	86 61		
				35	H	West Virginia	65 71	67	H	UT Martin	82 46	145	N	Green Bay	83 58		
				38	A	Marquette	74 68					162	H	Florida	93 47		
												166	H	Southern Miss.	91 58		
												174	H	Little Rock	89 50		
												181	N	San Francisco	73 38		
												184	H	Murray St.	124 43		
												185	A	Louisiana	64 48		
												221	A	Jackson St.	92 53		
LAST 10 Division I																	
				35	H	West Virginia	65 71	162	H	Florida	93 47						
				5	N	Stanford	62 67	174	H	Little Rock	89 50						
				145	N	Green Bay	83 58	33	N	Virginia	72 59						
				181	N	San Francisco	73 38	122	N	South Fla.	86 61						
				38	A	Marquette	74 68	185	A	Louisiana	64 48						

Non-Div I Games:

Mississippi St.

■ Loss,
 ■ Non-Conf,
 ■ S Site,
 ■ H Home
 ■ A Away
 N Neutral

Average RPI Win:	350	WON-LOST	WINNING	LAST 10	STRENGTH OF	OPP. STRENGTH	TEAM	ADJ.	CONF.	ADJ CONF.
Average RPI Loss:	223	RECORD	PCT. RANK	GAMES	SCHEDULE	OF SCHEDULE	RPI	RPI	RPI	RPI
DIV. I ONLY	1- 11	334	1-9	309	337	346	346	28	28	
DIV. I NON-CONF.	1- 10	329	1-8	276	344	343	343	28	28	
TOTALS	RPI 1-25	RPI 26-50	W-L RECORDS	RPI 51-100	RPI 101-150	RPI 150+				
1- 11	0- 0	0- 0	OVERALL	0- 0	0- 2	1- 9				
1- 3	0- 0	0- 0	HOME	0- 0	0- 1	1- 2				
0- 7	0- 0	0- 0	AWAY	0- 0	0- 1	0- 6				
0- 1	0- 0	0- 0	NEUTRAL	0- 0	0- 0	0- 1				
1- 10	0- 0	0- 0	NON-CONFERENCE	0- 0	0- 2	1- 8				
1- 2	0- 0	0- 0	HOME	0- 0	0- 1	1- 1				
0- 7	0- 0	0- 0	AWAY	0- 0	0- 1	0- 6				
0- 1	0- 0	0- 0	NEUTRAL	0- 0	0- 0	0- 1				
0- 1	0- 0	0- 0	CONFERENCE	0- 0	0- 0	0- 1				
0- 1	0- 0	0- 0	HOME	0- 0	0- 0	0- 1				
0- 0	0- 0	0- 0	AWAY	0- 0	0- 0	0- 0				
0- 0	0- 0	0- 0	NEUTRAL	0- 0	0- 0	0- 0				

RPI 1-25			RPI 26-50			RPI 51-100			RPI 101+			Team's RPI: 346
RPI	S	Opponent	Score	RPI	S	Opponent	Score	RPI	S	Opponent	Score	
								140	H	Austin Peay	82	100
								144	A	Memphis	54	91
								166	A	Southern Miss.	80	84
								184	H	Murray St.	66	72
								187	A	Wyoming	22	95
								210	A	North Ala.	60	86
								234	A	Colorado St.	46	65
								264	H	Ark.-Pine Bluff	77	80
								284	N	Omaha	70	78
								286	A	Ole Miss	53	72
								350	H	Florida A&M	71	70
								351	A	La.-Monroe	66	74
LAST 10 Division I												
350	H	Florida A&M	71	70	264	H	Ark.-Pine Bluff	77	80			
284	N	Omaha	70	78	351	A	La.-Monroe	66	74			
166	A	Southern Miss.	80	84	144	A	Memphis	54	91			
140	H	Austin Peay	82	100	234	A	Colorado St.	46	65			
184	H	Murray St.	66	72	187	A	Wyoming	22	95			

Non-Div I Games:

Mississippi Val.

Average RPI Win:	196	WON-LOST	WINNING	LAST 10	STRENGTH OF	OPP. STRENGTH	TEAM	ADJ.	CONF.	ADJ CONF.
Average RPI Loss:	100	RECORD	PCT. RANK	GAMES	SCHEDULE	OF SCHEDULE	RPI	RPI	RPI	RPI
DIV. I ONLY	3- 11	301	2-8	14	137	195	195	4	4	
DIV. I NON-CONF.	3- 10	282	2-7	27	123	200	200	4	4	
TOTALS	RPI 1-25	RPI 26-50	W-L RECORDS	RPI 51-100	RPI 101-150	RPI 150+				
3- 11	0- 2	0- 2	OVERALL	1- 1	0- 4	2- 2				
3- 4	0- 1	0- 1	HOME	1- 1	0- 1	2- 0				
0- 5	0- 1	0- 1	AWAY	0- 0	0- 2	0- 1				
0- 2	0- 0	0- 0	NEUTRAL	0- 0	0- 1	0- 1				
3- 10	0- 2	0- 2	NON-CONFERENCE	1- 1	0- 3	2- 2				
3- 4	0- 1	0- 1	HOME	1- 1	0- 1	2- 0				
0- 4	0- 1	0- 1	AWAY	0- 0	0- 1	0- 1				
0- 2	0- 0	0- 0	NEUTRAL	0- 0	0- 1	0- 1				
0- 1	0- 0	0- 0	CONFERENCE	0- 0	0- 1	0- 0				
0- 0	0- 0	0- 0	HOME	0- 0	0- 0	0- 0				
0- 1	0- 0	0- 0	AWAY	0- 0	0- 1	0- 0				
0- 0	0- 0	0- 0	NEUTRAL	0- 0	0- 0	0- 0				

RPI 1-25				RPI 26-50				RPI 51-100				RPI 101+ Team's RPI: 195			
RPI	S	Opponent	Score	RPI	S	Opponent	Score	RPI	S	Opponent	Score	RPI	S	Opponent	Score
2	A	Missouri St.	72 79	31	A	South Dakota	56 72	68	H	Nebraska	85 90	104	A	Tennessee	66 77
24	H	Princeton	33 68	41	H	UNI	73 78	71	H	Saint Louis	83 58	106	N	North Carolina	69 82
												143	H	Illinois	51 58
												145	A	Green Bay	64 72
												188	N	New Mexico	68 71
												224	H	Western Ill.	97 89
												244	A	UMKC	56 59
												294	H	SIUE	68 51
LAST 10 Division I															
71	H	Saint Louis	83 58	104	A	Tennessee	66 77								
106	N	North Carolina	69 82	143	H	Illinois	51 58								
188	N	New Mexico	68 71	24	H	Princeton	33 68								
294	H	SIUE	68 51	2	A	Missouri St.	72 79								
31	A	South Dakota	56 72	244	A	UMKC	56 59								

Non-Div I Games:

Missouri

Average RPI Win: 122		WON-LOST	WINNING	LAST 10	STRENGTH OF	OPP. STRENGTH	TEAM	ADJ.	CONF.	ADJ CONF.
Average RPI Loss: 7		RECORD	PCT. RANK	GAMES	SCHEDULE	OF SCHEDULE	RPI	RPI	RPI	RPI
DIV. I ONLY		10- 2	36	8-2	5	55	2	2	7	7
DIV. I NON-CONF.		9- 2	40	7-2	5	40	3	3	7	7
TOTALS	RPI 1-25	RPI 26-50		W-L RECORDS		RPI 51-100	RPI 101-150	RPI 150+		
10- 2	0- 2	2- 0		OVERALL		3- 0	2- 0	3- 0		
5- 0	0- 0	0- 0		HOME		1- 0	1- 0	3- 0		
5- 2	0- 2	2- 0		AWAY		2- 0	1- 0	0- 0		
0- 0	0- 0	0- 0		NEUTRAL		0- 0	0- 0	0- 0		
9- 2	0- 2	2- 0		NON-CONFERENCE		3- 0	1- 0	3- 0		
5- 0	0- 0	0- 0		HOME		1- 0	1- 0	3- 0		
4- 2	0- 2	2- 0		AWAY		2- 0	0- 0	0- 0		
0- 0	0- 0	0- 0		NEUTRAL		0- 0	0- 0	0- 0		
1- 0	0- 0	0- 0		CONFERENCE		0- 0	1- 0	0- 0		
0- 0	0- 0	0- 0		HOME		0- 0	0- 0	0- 0		
1- 0	0- 0	0- 0		AWAY		0- 0	1- 0	0- 0		
0- 0	0- 0	0- 0		NEUTRAL		0- 0	0- 0	0- 0		

RPI 1-25				Team's RPI: 2		RPI 26-50				RPI 51-100				RPI 101+					
RPI	S	Opponent	Score		RPI	S	Opponent	Score		RPI	S	Opponent	Score		RPI	S	Opponent	Score	
6	A	Oregon St.	69	80	31	A	South Dakota	74	66	55	A	Oklahoma	96	90	119	A	Loyola Chicago	74	72
8	A	Gonzaga	52	64	46	A	Minnesota	77	69	85	A	Boise St.	72	69	127	H	Wichita St.	68	55
										93	H	Santa Clara	71	64	195	H	Missouri	79	72
															220	H	A&M-Corpus Christi	79	51
															244	H	UMKC	83	58
LAST 10 Division I																			
					31	A	South Dakota	74	66	119	A	Loyola Chicago	74	72					
					93	H	Santa Clara	71	64	8	A	Gonzaga	52	64					
					6	A	Oregon St.	69	80	195	H	Missouri	79	72					
					55	A	Oklahoma	96	90	127	H	Wichita St.	68	55					
					85	A	Boise St.	72	69	244	H	UMKC	83	58					

Non-Div I Games:	William Jewell	111	39
------------------	----------------	-----	----

Missouri St.

■ Loss, ■ Non-Conf, S Site, H Home A Away N Neutral

Average RPI Win:	282	WON-LOST	WINNING	LAST 10	STRENGTH OF	OPP. STRENGTH	TEAM	ADJ.	CONF.	ADJ CONF.
Average RPI Loss:	140	RECORD	PCT. RANK	GAMES	SCHEDULE	OF SCHEDULE	RPI	RPI	RPI	RPI
DIV. I ONLY	4- 8	244	4-6	155	273	231	231	24	24	
DIV. I NON-CONF.	3- 6	235	3-4	119	264	188	188	24	24	
TOTALS	RPI 1-25	RPI 26-50	W-L RECORDS	RPI 51-100	RPI 101-150	RPI 150+				
4- 8	0- 1	0- 1	OVERALL	0- 2	0- 1	4- 3				
2- 2	0- 0	0- 0	HOME	0- 0	0- 1	2- 1				
1- 6	0- 1	0- 1	AWAY	0- 2	0- 0	1- 2				
1- 0	0- 0	0- 0	NEUTRAL	0- 0	0- 0	1- 0				
3- 6	0- 1	0- 1	NON-CONFERENCE	0- 1	0- 1	3- 2				
1- 1	0- 0	0- 0	HOME	0- 0	0- 1	1- 0				
1- 5	0- 1	0- 1	AWAY	0- 1	0- 0	1- 2				
1- 0	0- 0	0- 0	NEUTRAL	0- 0	0- 0	1- 0				
1- 2	0- 0	0- 0	CONFERENCE	0- 1	0- 0	1- 1				
1- 1	0- 0	0- 0	HOME	0- 0	0- 0	1- 1				
0- 1	0- 0	0- 0	AWAY	0- 1	0- 0	0- 0				
0- 0	0- 0	0- 0	NEUTRAL	0- 0	0- 0	0- 0				

RPI S	Opponent	Score	RPI S	Opponent	Score	RPI S	Opponent	Score	RPI S	Opponent	Score	Team's RPI: 231
24	A Princeton	40 52	40	A Arizona	34 86	74	A Marist	66 76	114	H Providence	52 68	
						82	A Bucknell	37 71	199	A San Diego	49 57	
									235	H Manhattan	62 60	
									252	H Lafayette	52 44	
									256	A Loyola Maryland	48 64	
									316	N Purdue Fort Wayne	60 46	
									324	A Albany (NY)	53 41	
									330	H Canisius	62 71	
LAST 10 Division I												
252	H Lafayette	52 44	330	H Canisius	62 71							
40	A Arizona	34 86	74	A Marist	66 76							
316	N Purdue Fort Wayne	60 46	324	A Albany (NY)	53 41							
199	A San Diego	49 57	256	A Loyola Maryland	48 64							
24	A Princeton	40 52	235	H Manhattan	62 60							

Non-Div I Games:

Monmouth

Montana

Through Games Of Jan. 4, 2020

Average RPI Win:	264	WON-LOST	WINNING	LAST 10	STRENGTH OF	OPP. STRENGTH	TEAM	ADJ.	CONF.	ADJ CONF.
Average RPI Loss:	86	RECORD	PCT. RANK	GAMES	SCHEDULE	OF SCHEDULE	RPI	RPI	RPI	RPI
DIV. I ONLY	6- 5	139	6-4	135	298	147	147	21	21	
DIV. I NON-CONF.	3- 4	201	3-3	33	299	117	117	19	19	
TOTALS	RPI 1-25	RPI 26-50	W-L RECORDS	RPI 51-100	RPI 101-150	RPI 150+				
6- 5	0- 0	0- 2	OVERALL	0- 1	0- 2	6- 0				
2- 3	0- 0	0- 1	HOME	0- 0	0- 2	2- 0				
4- 1	0- 0	0- 1	AWAY	0- 0	0- 0	4- 0				
0- 1	0- 0	0- 0	NEUTRAL	0- 1	0- 0	0- 0				
3- 4	0- 0	0- 2	NON-CONFERENCE	0- 1	0- 1	3- 0				
1- 2	0- 0	0- 1	HOME	0- 0	0- 1	1- 0				
2- 1	0- 0	0- 1	AWAY	0- 0	0- 0	2- 0				
0- 1	0- 0	0- 0	NEUTRAL	0- 1	0- 0	0- 0				
3- 1	0- 0	0- 0	CONFERENCE	0- 0	0- 1	3- 0				
1- 1	0- 0	0- 0	HOME	0- 0	0- 1	1- 0				
2- 0	0- 0	0- 0	AWAY	0- 0	0- 0	2- 0				
0- 0	0- 0	0- 0	NEUTRAL	0- 0	0- 0	0- 0				

RPI S	Opponent	Score	RPI S	Opponent	Score	RPI S	Opponent	Score	RPI S	Opponent	Score	Team's RPI: 147
31	A South Dakota	64 96	40	H Arizona	42 77	93	N Santa Clara	58 68	130	H Northern Colo.	58 67	
									135	H Fresno St.	63 76	
									163	H Southern Utah	81 74	
									218	A Cal St. Fullerton	71 69	
									248	A Northern Ariz.	79 71	
									265	H Grand Canyon	72 67	
									343	A Utah Valley	63 52	
									348	A Sacramento St.	64 60	
LAST 10 Division I												
343	A Utah Valley	63 52	130	H Northern Colo.	58 67							
218	A Cal St. Fullerton	71 69	163	H Southern Utah	81 74							
93	N Santa Clara	58 68	348	A Sacramento St.	64 60							
40	H Arizona	42 77	248	A Northern Ariz.	79 71							
265	H Grand Canyon	72 67	31	A South Dakota	64 96							

Non-Div I Games: Mont. St.-Northern 98 45 Mont. St. Billings 70 53

Montana

Loss, Non-Conf, S Site, H Home A Away N Neutral

Average RPI Win:	243	WON-LOST	WINNING	LAST 10	STRENGTH OF	OPP. STRENGTH	TEAM	ADJ.	CONF.	ADJ CONF.
Average RPI Loss:	57	RECORD	PCT. RANK	GAMES	SCHEDULE	OF SCHEDULE	RPI	RPI	RPI	RPI
DIV. I ONLY	6- 5	139	5-5	91	188	108	108	21	21	
DIV. I NON-CONF.	2- 5	259	1-5	17	111	130	130	19	19	
TOTALS	RPI 1-25	RPI 26-50	W-L RECORDS	RPI 51-100	RPI 101-150	RPI 150+				
6- 5	0- 2	0- 1	OVERALL	0- 1	1- 1	5- 0				
3- 1	0- 1	0- 0	HOME	0- 0	1- 0	2- 0				
3- 2	0- 0	0- 1	AWAY	0- 1	0- 0	3- 0				
0- 2	0- 1	0- 0	NEUTRAL	0- 0	0- 1	0- 0				
2- 5	0- 2	0- 1	NON-CONFERENCE	0- 1	0- 1	2- 0				
1- 1	0- 1	0- 0	HOME	0- 0	0- 0	1- 0				
1- 2	0- 0	0- 1	AWAY	0- 1	0- 0	1- 0				
0- 2	0- 1	0- 0	NEUTRAL	0- 0	0- 1	0- 0				
4- 0	0- 0	0- 0	CONFERENCE	0- 0	1- 0	3- 0				
2- 0	0- 0	0- 0	HOME	0- 0	1- 0	1- 0				
2- 0	0- 0	0- 0	AWAY	0- 0	0- 0	2- 0				
0- 0	0- 0	0- 0	NEUTRAL	0- 0	0- 0	0- 0				

RPI 1-25				RPI 26-50				RPI 51-100				RPI 101+ Team's RPI: 108			
RPI	S	Opponent	Score	RPI	S	Opponent	Score	RPI	S	Opponent	Score	RPI	S	Opponent	Score
7	N	Texas A&M	67 78	46	A	Minnesota	60 71	99	A	South Dakota St.	50 60	127	N	Wichita St.	64 66
8	H	Gonzaga	55 70									130	H	Northern Colo.	91 58
												163	H	Southern Utah	91 65
												232	H	UC Davis	77 65
												248	A	Northern Ariz.	72 64
												334	A	Seattle U	73 65
												348	A	Sacramento St.	85 48
LAST 10 Division I															
				127	N	Wichita St.	64 66	163	H	Southern Utah	91 65				
				8	H	Gonzaga	55 70	130	H	Northern Colo.	91 58				
				334	A	Seattle U	73 65	248	A	Northern Ariz.	72 64				
				46	A	Minnesota	60 71	348	A	Sacramento St.	85 48				
				99	A	South Dakota St.	50 60	7	N	Texas A&M	67 78				

Non-Div I Games: Carroll (MT) 67 33 Mont. St.-Northern 93 34

Montana St.

Loss, Non-Conf, S Site, H Home A Away N Neutral

Average RPI Win:	259	WON-LOST	WINNING	LAST 10	STRENGTH OF	OPP. STRENGTH	TEAM	ADJ.	CONF.	ADJ CONF.
Average RPI Loss:	116	RECORD	PCT. RANK	GAMES	SCHEDULE	OF SCHEDULE	RPI	RPI	RPI	RPI
DIV. I ONLY	3- 9	282	3-7	117	240	274	274	20	20	
DIV. I NON-CONF.	2- 8	295	2-6	104	169	270	270	20	20	
TOTALS	RPI 1-25	RPI 26-50	W-L RECORDS	RPI 51-100	RPI 101-150	RPI 150+				
3- 9	0- 0	0- 2	OVERALL	0- 2	0- 1	3- 4				
3- 3	0- 0	0- 0	HOME	0- 1	0- 0	3- 2				
0- 6	0- 0	0- 2	AWAY	0- 1	0- 1	0- 2				
0- 0	0- 0	0- 0	NEUTRAL	0- 0	0- 0	0- 0				
2- 8	0- 0	0- 2	NON-CONFERENCE	0- 2	0- 1	2- 3				
2- 2	0- 0	0- 0	HOME	0- 1	0- 0	2- 1				
0- 6	0- 0	0- 2	AWAY	0- 1	0- 1	0- 2				
0- 0	0- 0	0- 0	NEUTRAL	0- 0	0- 0	0- 0				
1- 1	0- 0	0- 0	CONFERENCE	0- 0	0- 0	1- 1				
1- 1	0- 0	0- 0	HOME	0- 0	0- 0	1- 1				
0- 0	0- 0	0- 0	AWAY	0- 0	0- 0	0- 0				
0- 0	0- 0	0- 0	NEUTRAL	0- 0	0- 0	0- 0				

RPI 1-25				RPI 26-50				RPI 51-100				RPI 101+				Team's RPI: 274	
RPI	S	Opponent	Score	RPI	S	Opponent	Score	RPI	S	Opponent	Score	RPI	S	Opponent	Score		
				26	A	Kentucky	54 79	64	H	N.C. A&T	56 74	137	A	Dayton	41 58		
				37	A	Baylor	47 94	88	A	Michigan St.	48 93	155	A	Bowling Green	65 79		
												161	A	Valparaiso	53 55		
												183	H	Tennessee Tech	55 75		
												189	H	Stetson	55 58		
												196	H	Saint Francis (PA)	65 54		
												257	H	Radford	73 62		
												325	H	Jacksonville St.	67 48		
LAST 10 Division I																	
				137	A	Dayton	41 58	183	H	Tennessee Tech	55 75						
				257	H	Radford	73 62	325	H	Jacksonville St.	67 48						
				64	H	N.C. A&T	56 74	37	A	Baylor	47 94						
				26	A	Kentucky	54 79	161	A	Valparaiso	53 55						
				196	H	Saint Francis (PA)	65 54	88	A	Michigan St.	48 93						

Non-Div I Games: Asbury 107 55 Midway 107 55

Morehead St.

Loss, Non-Conf, S Site, H Home A Away N Neutral

Average RPI Win:	291	WON-LOST	WINNING	LAST 10	STRENGTH OF	OPP. STRENGTH	TEAM	ADJ.	CONF.	ADJ CONF.
Average RPI Loss:	190	RECORD	PCT. RANK	GAMES	SCHEDULE	OF SCHEDULE	RPI	RPI	RPI	RPI
DIV. I ONLY	2- 10	315	2-8	220	307	302	302	30	30	
DIV. I NON-CONF.	2- 9	304	2-7	179	333	297	297	30	30	
TOTALS	RPI 1-25	RPI 26-50	W-L RECORDS	RPI 51-100	RPI 101-150	RPI 150+				
2- 10	0- 0	0- 2	OVERALL	0- 2	0- 0	2- 6				
1- 0	0- 0	0- 0	HOME	0- 0	0- 0	1- 0				
1- 8	0- 0	0- 2	AWAY	0- 1	0- 0	1- 5				
0- 2	0- 0	0- 0	NEUTRAL	0- 1	0- 0	0- 1				
2- 9	0- 0	0- 2	NON-CONFERENCE	0- 2	0- 0	2- 5				
1- 0	0- 0	0- 0	HOME	0- 0	0- 0	1- 0				
1- 7	0- 0	0- 2	AWAY	0- 1	0- 0	1- 4				
0- 2	0- 0	0- 0	NEUTRAL	0- 1	0- 0	0- 1				
0- 1	0- 0	0- 0	CONFERENCE	0- 0	0- 0	0- 1				
0- 0	0- 0	0- 0	HOME	0- 0	0- 0	0- 0				
0- 1	0- 0	0- 0	AWAY	0- 0	0- 0	0- 1				
0- 0	0- 0	0- 0	NEUTRAL	0- 0	0- 0	0- 0				

RPI 1-25				RPI 26-50				RPI 51-100				RPI 101+				Team's RPI: 302	
RPI	S	Opponent	Score	RPI	S	Opponent	Score	RPI	S	Opponent	Score	RPI	S	Opponent	Score		
				38	A	Marquette	48 70	68	A	Nebraska	55 78	165	N	Akron	45 52		
				50	A	Michigan	48 80	91	N	Stony Brook	56 63	241	A	Delaware St.	61 69		
												279	H	Texas St.	72 62		
												284	A	Omaha	64 70		
												300	A	UMBC	63 65		
												303	A	Marshall	57 52		
												327	A	Hofstra	39 51		
												333	A	Saint Peter's	77 78		
LAST 10 Division I																	
				327	A	Hofstra	39 51	241	A	Delaware St.	61 69						
				50	A	Michigan	48 80	165	N	Akron	45 52						
				333	A	Saint Peter's	77 78	91	N	Stony Brook	56 63						
				303	A	Marshall	57 52	279	H	Texas St.	72 62						
				284	A	Omaha	64 70	300	A	UMBC	63 65						

Non-Div I Games: Washington Adventis84 52 Notre Dame (MD) 113 34

Morgan St.

Loss, Non-Conf, S Site, H Home A Away N Neutral

Mt. St. Mary's

Through Games Of Jan. 4, 2020

Average RPI Win:	255	WON-LOST	WINNING	LAST 10	STRENGTH OF	OPP. STRENGTH	TEAM	ADJ.	CONF.	ADJ CONF.
Average RPI Loss:	126	RECORD	PCT. RANK	GAMES	SCHEDULE	OF SCHEDULE	RPI	RPI	RPI	RPI
DIV. I ONLY	6- 7	190	6-4	265	129	216	216	31	31	
DIV. I NON-CONF.	4- 7	225	4-4	200	119	208	208	31	31	
TOTALS	RPI 1-25	RPI 26-50	W-L RECORDS	RPI 51-100	RPI 101-150	RPI 150+				
6- 7	0- 1	0- 1	OVERALL	0- 2	1- 0	5- 3				
4- 1	0- 0	0- 0	HOME	0- 1	0- 0	4- 0				
1- 5	0- 1	0- 1	AWAY	0- 1	0- 0	1- 2				
1- 1	0- 0	0- 0	NEUTRAL	0- 0	1- 0	0- 1				
4- 7	0- 1	0- 1	NON-CONFERENCE	0- 2	1- 0	3- 3				
2- 1	0- 0	0- 0	HOME	0- 1	0- 0	2- 0				
1- 5	0- 1	0- 1	AWAY	0- 1	0- 0	1- 2				
1- 1	0- 0	0- 0	NEUTRAL	0- 0	1- 0	0- 1				
2- 0	0- 0	0- 0	CONFERENCE	0- 0	0- 0	2- 0				
2- 0	0- 0	0- 0	HOME	0- 0	0- 0	2- 0				
0- 0	0- 0	0- 0	AWAY	0- 0	0- 0	0- 0				
0- 0	0- 0	0- 0	NEUTRAL	0- 0	0- 0	0- 0				

RPI 1-25				RPI 26-50				RPI 51-100				RPI 101+				Team's RPI: 216
RPI	S	Opponent	Score	RPI	S	Opponent	Score	RPI	S	Opponent	Score	RPI	S	Opponent	Score	
10	A	Indiana	52 75	26	A	Kentucky	44 67	52	A	Old Dominion	34 85	103	N	Richmond	75 67	
								95	H	Lehigh	65 66	153	N	Hampton	60 68	
												251	A	Towson	57 73	
												256	H	Loyola Maryland	81 75	
												257	A	Radford	75 58	
												267	H	Wagner	78 63	
												293	A	UMES	76 78	
												300	H	UMBC	71 61	
												347	H	LIU Brooklyn	75 57	
LAST 10 Division I																
293	A	UMES	76 78	347	H	LIU Brooklyn	75 57									
95	H	Lehigh	65 66	267	H	Wagner	78 63									
256	H	Loyola Maryland	81 75	52	A	Old Dominion	34 85									
257	A	Radford	75 58	103	N	Richmond	75 67									
300	H	UMBC	71 61	153	N	Hampton	60 68									

Non-Div I Games: Frostburg St. 94 40

Mt. St. Mary's

Loss, Non-Conf, S Site, H Home A Away N Neutral

Average RPI Win:	264	WON-LOST	WINNING	LAST 10	STRENGTH OF	OPP. STRENGTH	TEAM	ADJ.	CONF.	ADJ CONF.
Average RPI Loss:	60	RECORD	PCT. RANK	GAMES	SCHEDULE	OF SCHEDULE	RPI	RPI	RPI	RPI
DIV. I ONLY	6- 5	139	6-4	274	76	184	184	20	20	
DIV. I NON-CONF.	5- 4	140	5-3	306	68	180	180	20	20	
TOTALS	RPI 1-25	RPI 26-50	W-L RECORDS	RPI 51-100	RPI 101-150	RPI 150+				
6- 5	0- 2	0- 0	OVERALL	0- 2	1- 0	5- 1				
3- 2	0- 0	0- 0	HOME	0- 1	1- 0	2- 1				
3- 3	0- 2	0- 0	AWAY	0- 1	0- 0	3- 0				
0- 0	0- 0	0- 0	NEUTRAL	0- 0	0- 0	0- 0				
5- 4	0- 2	0- 0	NON-CONFERENCE	0- 1	0- 0	5- 1				
2- 1	0- 0	0- 0	HOME	0- 0	0- 0	2- 1				
3- 3	0- 2	0- 0	AWAY	0- 1	0- 0	3- 0				
0- 0	0- 0	0- 0	NEUTRAL	0- 0	0- 0	0- 0				
1- 1	0- 0	0- 0	CONFERENCE	0- 1	1- 0	0- 0				
1- 1	0- 0	0- 0	HOME	0- 1	1- 0	0- 0				
0- 0	0- 0	0- 0	AWAY	0- 0	0- 0	0- 0				
0- 0	0- 0	0- 0	NEUTRAL	0- 0	0- 0	0- 0				

RPI 1-25				RPI 26-50				RPI 51-100				RPI 101+ Team's RPI: 184			
RPI	S	Opponent	Score	RPI	S	Opponent	Score	RPI	S	Opponent	Score	RPI	S	Opponent	Score
3	A	Louisville	40 76					56	A	Southern Ill.	66 76	132	H	Southeast Mo. St.	70 62
17	A	Mississippi St.	43 124					67	H	UT Martin	64 89	157	H	Samford	56 84
												202	H	Arkansas St.	77 62
												278	H	Indiana St.	70 62
												289	A	Lipscomb	67 57
												337	A	Evansville	61 59
												346	A	Mississippi Val.	72 66
LAST 10 Division I															
337	A	Evansville	61 59	132	H	Southeast Mo. St.	70 62	67	H	UT Martin	64 89	157	H	Samford	56 84
202	H	Arkansas St.	77 62	67	H	UT Martin	64 89	56	A	Southern Ill.	66 76	278	H	Indiana St.	70 62
289	A	Lipscomb	67 57	157	H	Samford	56 84								
17	A	Mississippi St.	43 124	56	A	Southern Ill.	66 76								
346	A	Mississippi Val.	72 66	278	H	Indiana St.	70 62								

Non-Div I Games: Cumberland (TN) 93 60 Christian Bros. 95 59

Murray St.

Average RPI Win: 194		WON-LOST	WINNING	LAST 10	STRENGTH OF	OPP. STRENGTH	TEAM	ADJ.	CONF.	ADJ CONF.
Average RPI Loss: 66		RECORD	PCT. RANK	GAMES	SCHEDULE	OF SCHEDULE	RPI	RPI	RPI	RPI
DIV. I ONLY		6- 4	119	6-4	113	30	64	64	30	30
DIV. I NON-CONF.		6- 4	122	6-4	116	32	61	61	30	30
TOTALS		RPI 1-25	RPI 26-50		W-L RECORDS		RPI 51-100	RPI 101-150		RPI 150+
6- 4	0- 1	0- 1		OVERALL		0- 1	1- 0		5- 1	
2- 0	0- 0	0- 0		HOME		0- 0	1- 0		1- 0	
3- 3	0- 1	0- 0		AWAY		0- 1	0- 0		3- 1	
1- 1	0- 0	0- 1		NEUTRAL		0- 0	0- 0		1- 0	
6- 4	0- 1	0- 1		NON-CONFERENCE		0- 1	1- 0		5- 1	
2- 0	0- 0	0- 0		HOME		0- 0	1- 0		1- 0	
3- 3	0- 1	0- 0		AWAY		0- 1	0- 0		3- 1	
1- 1	0- 0	0- 1		NEUTRAL		0- 0	0- 0		1- 0	
0- 0	0- 0	0- 0		CONFERENCE		0- 0	0- 0		0- 0	
0- 0	0- 0	0- 0		HOME		0- 0	0- 0		0- 0	
0- 0	0- 0	0- 0		AWAY		0- 0	0- 0		0- 0	
0- 0	0- 0	0- 0		NEUTRAL		0- 0	0- 0		0- 0	

RPI 1-25				RPI 26-50				RPI 51-100				Team's RPI: 64	RPI 101+			
RPI	S	Opponent	Score	RPI	S	Opponent	Score	RPI	S	Opponent	Score		RPI	S	Opponent	Score
15	A	NC State	44 80	27	N	Miami (FL)	67 68	58	A	Georgia	54 72		115	H	UNC Greensboro	57 48
													165	A	Akron	52 64
													173	A	Clemson	82 74
													177	A	VCU	69 58
													202	N	Arkansas St.	55 50
													223	H	ETSU	80 69
													274	A	Morehead St.	74 56
LAST 10 Division I																
202	N	Arkansas St.	55 50	177	A	VCU	69 58									
27	N	Miami (FL)	67 68	173	A	Clemson	82 74									
223	H	ETSU	80 69	165	A	Akron	52 64									
58	A	Georgia	54 72	115	H	UNC Greensboro	57 48									
15	A	NC State	44 80	274	A	Morehead St.	74 56									

Non-Div I Games: Saint Augustine's 75 44 Johnson & Wales (NC121 61

N.C. A&T

Loss, Non-Conf, S Site, H Home A Away N Neutral

N.C. Central

Through Games Of Jan. 4, 2020

Average RPI Win:	305	WON-LOST	WINNING	LAST 10	STRENGTH OF	OPP. STRENGTH	TEAM	ADJ.	CONF.	ADJ CONF.
Average RPI Loss:	179	RECORD	PCT. RANK	GAMES	SCHEDULE	OF SCHEDULE	RPI	RPI	RPI	RPI
DIV. I ONLY	3- 9	282	3-7	282	286	315	315	30	30	
DIV. I NON-CONF.	2- 9	304	2-7	231	269	309	309	30	30	
TOTALS	RPI 1-25	RPI 26-50	W-L RECORDS	RPI 51-100	RPI 101-150	RPI 150+				
3- 9	0- 1	0- 0	OVERALL	0- 2	0- 1	3- 5				
2- 3	0- 0	0- 0	HOME	0- 0	0- 0	2- 3				
1- 5	0- 1	0- 0	AWAY	0- 2	0- 1	1- 1				
0- 1	0- 0	0- 0	NEUTRAL	0- 0	0- 0	0- 1				
2- 9	0- 1	0- 0	NON-CONFERENCE	0- 2	0- 1	2- 5				
1- 3	0- 0	0- 0	HOME	0- 0	0- 0	1- 3				
1- 5	0- 1	0- 0	AWAY	0- 2	0- 1	1- 1				
0- 1	0- 0	0- 0	NEUTRAL	0- 0	0- 0	0- 1				
1- 0	0- 0	0- 0	CONFERENCE	0- 0	0- 0	1- 0				
1- 0	0- 0	0- 0	HOME	0- 0	0- 0	1- 0				
0- 0	0- 0	0- 0	AWAY	0- 0	0- 0	0- 0				
0- 0	0- 0	0- 0	NEUTRAL	0- 0	0- 0	0- 0				

RPI S	Opponent	Score	RPI S	Opponent	Score	RPI S	Opponent	Score	RPI S	Opponent	Score	Team's RPI: 315
16	A Iowa	50 102				80	A California	69 90	106	A North Carolina	53 92	
						89	A CSU Bakersfield	71 80	201	N Penn St.	68 92	
									219	H Campbell	67 64	
									246	A Col. of Charleston	78 85	
									262	H Winthrop	46 56	
									291	H High Point	58 78	
									322	H FIU	58 59	
									347	A LIU Brooklyn	61 59	
									350	H Florida A&M	66 57	
LAST 10 Division I												
89	A CSU Bakersfield	71 80	350	H Florida A&M	66 57							
201	N Penn St.	68 92	347	A LIU Brooklyn	61 59							
80	A California	69 90	16	A Iowa	50 102							
291	H High Point	58 78	106	A North Carolina	53 92							
219	H Campbell	67 64	322	H FIU	58 59							

Non-Div I Games: Washington Adventist 83 48 Lincoln (PA) 53 68

N.C. Central

Loss, Non-Conf, S Site, H Home A Away N Neutral

Average RPI Win:	143	WON-LOST	WINNING	LAST 10	STRENGTH OF	OPP. STRENGTH	TEAM	ADJ.	CONF.	ADJ CONF.
Average RPI Loss:	0	RECORD	PCT. RANK	GAMES	SCHEDULE	OF SCHEDULE	RPI	RPI	RPI	RPI
DIV. I ONLY	13- 0	1	10-0	129	21	15	15	3	3	
DIV. I NON-CONF.	11- 0	1	8-0	199	33	17	17	2	2	
TOTALS	RPI 1-25	RPI 26-50	W-L RECORDS	RPI 51-100	RPI 101-150	RPI 150+				
13- 0	1- 0	1- 0	OVERALL	2- 0	4- 0	5- 0				
8- 0	1- 0	1- 0	HOME	1- 0	1- 0	4- 0				
3- 0	0- 0	0- 0	AWAY	0- 0	3- 0	0- 0				
2- 0	0- 0	0- 0	NEUTRAL	1- 0	0- 0	1- 0				
11- 0	0- 0	1- 0	NON-CONFERENCE	2- 0	3- 0	5- 0				
7- 0	0- 0	1- 0	HOME	1- 0	1- 0	4- 0				
2- 0	0- 0	0- 0	AWAY	0- 0	2- 0	0- 0				
2- 0	0- 0	0- 0	NEUTRAL	1- 0	0- 0	1- 0				
2- 0	1- 0	0- 0	CONFERENCE	0- 0	1- 0	0- 0				
1- 0	1- 0	0- 0	HOME	0- 0	0- 0	0- 0				
1- 0	0- 0	0- 0	AWAY	0- 0	1- 0	0- 0				
0- 0	0- 0	0- 0	NEUTRAL	0- 0	0- 0	0- 0				

RPI	S	Opponent	Score	RPI	S	Opponent	Score	RPI	S	Opponent	Score	RPI	S	Opponent	Score
22	H	Virginia Tech	76 69	29	H	Maryland	66 59	64	H	N.C. A&T	80 44	102	A	Boston College	72 54
								94	N	Texas	84 73	110	H	Elon	62 49
												125	A	Saint Mary's (CA)	87 70
												148	A	Hawaii	68 59
												182	H	Lamar University	81 40
												213	H	Chattanooga	74 38
												233	N	North Texas	76 65
												258	H	UNCW	80 40
												277	H	Maine	62 34
LAST 10 Division I															
233	N	North Texas	76 65	22	H	Virginia Tech	76 69	102	A	Boston College	72 54	213	H	Chattanooga	74 38
148	A	Hawaii	68 59					110	H	Elon	62 49	29	H	Maryland	66 59
94	N	Texas	84 73												
125	A	Saint Mary's (CA)	87 70												
277	H	Maine	62 34												

Non-Div I Games:

NC State

■ Loss,
 ■ Non-Conf, S Site,
 ■ Home
 ■ Away
 N Neutral

Average RPI Win:	319	WON-LOST	WINNING	LAST 10	STRENGTH OF	OPP. STRENGTH	TEAM	ADJ.	CONF.	ADJ CONF.
Average RPI Loss:	180	RECORD	PCT. RANK	GAMES	SCHEDULE	OF SCHEDULE	RPI	RPI	RPI	RPI
DIV. I ONLY	3- 11	301	3-7	234	339	312	312	16	16	
DIV. I NON-CONF.	3- 10	282	3-6	238	343	314	314	14	14	
TOTALS	RPI 1-25	RPI 26-50	W-L RECORDS	RPI 51-100	RPI 101-150	RPI 150+				
3- 11	0- 0	0- 1	OVERALL	0- 2	0- 4	3- 4				
2- 4	0- 0	0- 0	HOME	0- 2	0- 1	2- 1				
1- 7	0- 0	0- 1	AWAY	0- 0	0- 3	1- 3				
0- 0	0- 0	0- 0	NEUTRAL	0- 0	0- 0	0- 0				
3- 10	0- 0	0- 1	NON-CONFERENCE	0- 2	0- 3	3- 4				
2- 3	0- 0	0- 0	HOME	0- 2	0- 0	2- 1				
1- 7	0- 0	0- 1	AWAY	0- 0	0- 3	1- 3				
0- 0	0- 0	0- 0	NEUTRAL	0- 0	0- 0	0- 0				
0- 1	0- 0	0- 0	CONFERENCE	0- 0	0- 1	0- 0				
0- 1	0- 0	0- 0	HOME	0- 0	0- 1	0- 0				
0- 0	0- 0	0- 0	AWAY	0- 0	0- 0	0- 0				
0- 0	0- 0	0- 0	NEUTRAL	0- 0	0- 0	0- 0				

RPI 1-25				RPI 26-50				RPI 51-100				RPI 101+				Team's RPI: 312	
RPI	S	Opponent	Score	RPI	S	Opponent	Score	RPI	S	Opponent	Score	RPI	S	Opponent	Score		
				34	A	Colorado	57 80	85	H	Penn	51 85	112	H	Liberty	53 67		
								97	H	Colgate	52 79	126	A	Binghamton	40 75		
												146	A	Columbia	43 99		
												149	A	Cornell	44 68		
												267	A	Wagner	59 61		
												285	H	St. Francis Brooklyn	88 69		
												304	A	Vermont	59 65		
												321	A	Air Force	48 68		
												333	H	Saint Peter's	76 73		
												335	H	Fairleigh Dickinson	59 68		
												339	A	Hartford	61 52		
LAST 10 Division I																	
				339	A	Hartford	61 52	112	H	Liberty	53 67						
				333	H	Saint Peter's	76 73	126	A	Binghamton	40 75						
				285	H	St. Francis Brooklyn	88 69	146	A	Columbia	43 99						
				267	A	Wagner	59 61	304	A	Vermont	59 65						
				149	A	Cornell	44 68	335	H	Fairleigh Dickinson	59 68						

Non-Div I Games:

NJIT

Average RPI Win:	229	WON-LOST	WINNING	LAST 10	STRENGTH OF	OPP. STRENGTH	TEAM	ADJ.	CONF.	ADJ CONF.
Average RPI Loss:	179	RECORD	PCT. RANK	GAMES	SCHEDULE	OF SCHEDULE	RPI	RPI	RPI	RPI
DIV. I ONLY	4- 8	244	3-7	233	269	272	272	14	14	
DIV. I NON-CONF.	4- 6	212	3-5	292	260	276	276	13	13	
TOTALS	RPI 1-25	RPI 26-50	W-L RECORDS	RPI 51-100	RPI 101-150	RPI 150+				
4- 8	0- 0	0- 0	OVERALL	0- 1	0- 3	4- 4				
3- 2	0- 0	0- 0	HOME	0- 0	0- 1	3- 1				
1- 6	0- 0	0- 0	AWAY	0- 1	0- 2	1- 3				
0- 0	0- 0	0- 0	NEUTRAL	0- 0	0- 0	0- 0				
4- 6	0- 0	0- 0	NON-CONFERENCE	0- 0	0- 2	4- 4				
3- 1	0- 0	0- 0	HOME	0- 0	0- 0	3- 1				
1- 5	0- 0	0- 0	AWAY	0- 0	0- 2	1- 3				
0- 0	0- 0	0- 0	NEUTRAL	0- 0	0- 0	0- 0				
0- 2	0- 0	0- 0	CONFERENCE	0- 1	0- 1	0- 0				
0- 1	0- 0	0- 0	HOME	0- 0	0- 1	0- 0				
0- 1	0- 0	0- 0	AWAY	0- 1	0- 0	0- 0				
0- 0	0- 0	0- 0	NEUTRAL	0- 0	0- 0	0- 0				

RPI 1-25				RPI 26-50				RPI 51-100				RPI 101+				Team's RPI: 272	
RPI	S	Opponent	Score	RPI	S	Opponent	Score	RPI	S	Opponent	Score	RPI	S	Opponent	Score		
								95	A	Lehigh	40	70	106	A	North Carolina	40	80
												111	H	Holy Cross	49	58	
												117	A	Saint Joseph's	40	49	
												159	H	George Mason	58	67	
												173	A	Clemson	65	52	
												193	H	La Salle	61	46	
												228	H	Kennesaw St.	82	62	
												266	A	Fairfield	52	66	
												277	A	Maine	41	46	
												304	A	Vermont	56	64	
												321	H	Air Force	67	59	
LAST 10 Division I																	
193	H	La Salle	61	46	111	H	Holy Cross	49	58								
228	H	Kennesaw St.	82	62	95	A	Lehigh	40	70								
321	H	Air Force	67	59	117	A	Saint Joseph's	40	49								
277	A	Maine	41	46	159	H	George Mason	58	67								
304	A	Vermont	56	64	266	A	Fairfield	52	66								

Non-Div I Games: Stevenson 70 36

Navy

■ Loss,
 ■ Non-Conf,
 ■ S Site,
 ■ H Home
 ■ A Away
 N Neutral

Nebraska

Through Games Of Jan. 4, 2020

Average RPI Win:	182	WON-LOST	WINNING	LAST 10	STRENGTH OF	OPP. STRENGTH	TEAM	ADJ.	CONF.	ADJ CONF.
Average RPI Loss:	51	RECORD	PCT. RANK	GAMES	SCHEDULE	OF SCHEDULE	RPI	RPI	RPI	RPI
DIV. I ONLY	12- 2	24	8-2	246	15	68	68	2	2	
DIV. I NON-CONF.	10- 1	19	6-1	326	25	108	108	3	3	
TOTALS	RPI 1-25	RPI 26-50	W-L RECORDS	RPI 51-100	RPI 101-150	RPI 150+				
12- 2	1- 1	2- 0	OVERALL	1- 1	0- 0	8- 0				
9- 1	1- 1	2- 0	HOME	0- 0	0- 0	6- 0				
1- 1	0- 0	0- 0	AWAY	0- 1	0- 0	1- 0				
2- 0	0- 0	0- 0	NEUTRAL	1- 0	0- 0	1- 0				
10- 1	0- 1	1- 0	NON-CONFERENCE	1- 0	0- 0	8- 0				
7- 1	0- 1	1- 0	HOME	0- 0	0- 0	6- 0				
1- 0	0- 0	0- 0	AWAY	0- 0	0- 0	1- 0				
2- 0	0- 0	0- 0	NEUTRAL	1- 0	0- 0	1- 0				
2- 1	1- 0	1- 0	CONFERENCE	0- 1	0- 0	0- 0				
2- 0	1- 0	1- 0	HOME	0- 0	0- 0	0- 0				
0- 1	0- 0	0- 0	AWAY	0- 1	0- 0	0- 0				
0- 0	0- 0	0- 0	NEUTRAL	0- 0	0- 0	0- 0				

RPI 1-25				RPI 26-50				RPI 51-100 Team's RPI: 68				RPI 101+			
RPI	S	Opponent	Score	RPI	S	Opponent	Score	RPI	S	Opponent	Score	RPI	S	Opponent	Score
13	H	Creighton	74 79	39	H	Duke	83 79	83	N	Southern California	67 54	195	A	Missouri	90 85
16	H	Iowa	78 69	46	H	Minnesota	72 58	88	A	Michigan St.	70 78	227	N	Sacred Heart	72 49
												235	H	Manhattan	71 51
												242	H	Alabama A&M	68 46
												250	H	Southern U.	73 39
												254	H	Oral Roberts	77 67
												294	H	SIUE	63 49
												302	H	Morgan St.	78 55
LAST 10 Division I															
				39	H	Duke	83 79	46	H	Minnesota	72 58				
				227	N	Sacred Heart	72 49	88	A	Michigan St.	70 78				
				83	N	Southern California	67 54	16	H	Iowa	78 69				
				13	H	Creighton	74 79	235	H	Manhattan	71 51				
				250	H	Southern U.	73 39	254	H	Oral Roberts	77 67				

Non-Div I Games:

Nebraska

■ Loss,
 ■ Non-Conf, S Site,
 ■ Home
 ■ Away
 N Neutral

Average RPI Win: 303		WON-LOST	WINNING	LAST 10	STRENGTH OF	OPP. STRENGTH	TEAM	ADJ.	CONF.	ADJ CONF.
Average RPI Loss: 181		RECORD	PCT. RANK	GAMES	SCHEDULE	OF SCHEDULE	RPI	RPI	RPI	RPI
DIV. I ONLY		6- 7	190	3-7	331	317	301	301	22	22
DIV. I NON-CONF.		6- 4	122	3-4	336	331	264	264	25	25
TOTALS		RPI 1-25	RPI 26-50	W-L RECORDS	RPI 51-100	RPI 101-150	RPI 150+			
6- 7	0- 0		0- 0	OVERALL	0- 2	1- 0	5- 5			
4- 2	0- 0		0- 0	HOME	0- 0	1- 0	3- 2			
1- 5	0- 0		0- 0	AWAY	0- 2	0- 0	1- 3			
1- 0	0- 0		0- 0	NEUTRAL	0- 0	0- 0	1- 0			
6- 4	0- 0		0- 0	NON-CONFERENCE	0- 1	1- 0	5- 3			
4- 1	0- 0		0- 0	HOME	0- 0	1- 0	3- 1			
1- 3	0- 0		0- 0	AWAY	0- 1	0- 0	1- 2			
1- 0	0- 0		0- 0	NEUTRAL	0- 0	0- 0	1- 0			
0- 3	0- 0		0- 0	CONFERENCE	0- 1	0- 0	0- 2			
0- 1	0- 0		0- 0	HOME	0- 0	0- 0	0- 1			
0- 2	0- 0		0- 0	AWAY	0- 1	0- 0	0- 1			
0- 0	0- 0		0- 0	NEUTRAL	0- 0	0- 0	0- 0			

RPI 1-25				RPI 26-50				RPI 51-100				RPI 101+				Team's RPI: 301	
RPI	S	Opponent	Score	RPI	S	Opponent	Score	RPI	S	Opponent	Score	RPI	S	Opponent	Score		
								83	A	Southern California	47	50	125	H	Saint Mary's (CA)	78	72
								85	A	Boise St.	40	54	175	H	SFA	65	80
												178	A	Utah	62	68	
												190	A	Portland St.	75	80	
												234	A	Colorado St.	70	75	
												321	H	Air Force	61	68	
												326	H	Cal Poly	71	40	
												331	N	UTRGV	62	57	
												343	A	Utah Valley	60	57	
												345	H	Chicago St.	80	60	
												348	H	Sacramento St.	83	72	
LAST 10 Division I																	
				178	A	Utah	62	68	85	A	Boise St.	40	54				
				321	H	Air Force	61	68	234	A	Colorado St.	70	75				
				175	H	SFA	65	80	326	H	Cal Poly	71	40				
				345	H	Chicago St.	80	60	331	N	UTRGV	62	57				
				190	A	Portland St.	75	80	83	A	Southern California	47	50				

Non-Div I Games:	Stanislaus St.	80	62
------------------	----------------	----	----

Nevada

Loss, Non-Conf, S Site, H Home A Away N Neutral

New Hampshire

Through Games Of Jan. 4, 2020

Average RPI Win:	329	WON-LOST	WINNING	LAST 10	STRENGTH OF	OPP. STRENGTH	TEAM	ADJ.	CONF.	ADJ CONF.
Average RPI Loss:	180	RECORD	PCT. RANK	GAMES	SCHEDULE	OF SCHEDULE	RPI	RPI	RPI	RPI
DIV. I ONLY	2- 10	315	1-9	247	301	314	314	29	29	
DIV. I NON-CONF.	2- 9	304	1-8	222	312	308	308	29	29	
TOTALS	RPI 1-25	RPI 26-50	W-L RECORDS	RPI 51-100	RPI 101-150	RPI 150+				
2- 10	0- 1	0- 1	OVERALL	0- 0	0- 2	2- 6				
1- 3	0- 0	0- 0	HOME	0- 0	0- 0	1- 3				
1- 7	0- 1	0- 1	AWAY	0- 0	0- 2	1- 3				
0- 0	0- 0	0- 0	NEUTRAL	0- 0	0- 0	0- 0				
2- 9	0- 1	0- 1	NON-CONFERENCE	0- 0	0- 2	2- 5				
1- 3	0- 0	0- 0	HOME	0- 0	0- 0	1- 3				
1- 6	0- 1	0- 1	AWAY	0- 0	0- 2	1- 2				
0- 0	0- 0	0- 0	NEUTRAL	0- 0	0- 0	0- 0				
0- 1	0- 0	0- 0	CONFERENCE	0- 0	0- 0	0- 1				
0- 0	0- 0	0- 0	HOME	0- 0	0- 0	0- 0				
0- 1	0- 0	0- 0	AWAY	0- 0	0- 0	0- 1				
0- 0	0- 0	0- 0	NEUTRAL	0- 0	0- 0	0- 0				

RPI 1-25				RPI 26-50				RPI 51-100				RPI 101+ Team's RPI: 314			
RPI	S	Opponent	Score	RPI	S	Opponent	Score	RPI	S	Opponent	Score	RPI	S	Opponent	Score
24	A	Princeton	37 77	37	A	Baylor	29 97					111	A	Holy Cross	61 82
												142	A	Massachusetts	65 67
												197	A	Merrimack	54 64
												204	A	Dartmouth	47 66
												225	H	Boston U.	64 78
												271	H	Brown	68 76
												275	A	UMass Lowell	53 58
												310	H	North Dakota St.	61 67
												318	A	Bryant	68 56
												340	H	Central Conn. St.	70 59
LAST 10 Division I															
142	A	Massachusetts	65 67	275	A	UMass Lowell	53 58								
310	H	North Dakota St.	61 67	24	A	Princeton	37 77								
271	H	Brown	68 76	111	A	Holy Cross	61 82								
197	A	Merrimack	54 64	204	A	Dartmouth	47 66								
225	H	Boston U.	64 78	340	H	Central Conn. St.	70 59								

Non-Div I Games: Wheaton (MA) 89 44

New Hampshire

■ Loss,
 ■ Non-Conf,
 ■ S Site,
 ■ Home
 ■ A Away
 N Neutral

New Mexico

Through Games Of Jan. 4, 2020

Average RPI Win:	218	WON-LOST	WINNING	LAST 10	STRENGTH OF	OPP. STRENGTH	TEAM	ADJ.	CONF.	ADJ CONF.
Average RPI Loss:	135	RECORD	PCT. RANK	GAMES	SCHEDULE	OF SCHEDULE	RPI	RPI	RPI	RPI
DIV. I ONLY	8- 7	166	3-7	184	141	188	188	22	22	
DIV. I NON-CONF.	8- 4	90	3-4	213	126	138	138	25	25	
TOTALS	RPI 1-25	RPI 26-50	W-L RECORDS	RPI 51-100	RPI 101-150	RPI 150+				
8- 7	0- 0	0- 1	OVERALL	0- 3	2- 0	6- 3				
5- 4	0- 0	0- 0	HOME	0- 1	2- 0	3- 3				
2- 2	0- 0	0- 0	AWAY	0- 2	0- 0	2- 0				
1- 1	0- 0	0- 1	NEUTRAL	0- 0	0- 0	1- 0				
8- 4	0- 0	0- 1	NON-CONFERENCE	0- 2	2- 0	6- 1				
5- 2	0- 0	0- 0	HOME	0- 1	2- 0	3- 1				
2- 1	0- 0	0- 0	AWAY	0- 1	0- 0	2- 0				
1- 1	0- 0	0- 1	NEUTRAL	0- 0	0- 0	1- 0				
0- 3	0- 0	0- 0	CONFERENCE	0- 1	0- 0	0- 2				
0- 2	0- 0	0- 0	HOME	0- 0	0- 0	0- 2				
0- 1	0- 0	0- 0	AWAY	0- 1	0- 0	0- 0				
0- 0	0- 0	0- 0	NEUTRAL	0- 0	0- 0	0- 0				

RPI	S	Opponent	Score	RPI	S	Opponent	Score	RPI	S	Opponent	Score	RPI	S	Opponent	Score	Team's RPI: 188
35	N	West Virginia	60	73	61	A	Arizona St.	47	84	114	H	Providence	86	68		
					85	A	Boise St.	82	83	123	H	Houston	81	71		
					90	H	Ball St.	57	70	187	H	Wyoming	66	73		
										195	N	Missouri	71	68		
										205	H	San Jose St.	80	81		
										214	A	UTEP	93	78		
										236	H	UC Riverside	80	70		
										248	H	Northern Ariz.	83	76		
										283	H	LMU (CA)	72	73		
										308	A	New Mexico St.	86	67		
										308	H	New Mexico St.	107	53		
LAST 10 Division I																
61	A	Arizona St.	47	84	205	H	San Jose St.	80	81							
187	H	Wyoming	66	73	90	H	Ball St.	57	70							
85	A	Boise St.	82	83	283	H	LMU (CA)	72	73							
35	N	West Virginia	60	73	114	H	Providence	86	68							
195	N	Missouri	71	68	308	H	New Mexico St.	107	53							

Non-Div I Games: Northern N.M. 92 44

New Mexico

■ Loss,
 ■ Non-Conf, S Site,
 ■ Home
 ■ Away
 N Neutral

New Mexico St.

Through Games Of Jan. 4, 2020

Average RPI Win:	297	WON-LOST	WINNING	LAST 10	STRENGTH OF	OPP. STRENGTH	TEAM	ADJ.	CONF.	ADJ CONF.
Average RPI Loss:	191	RECORD	PCT. RANK	GAMES	SCHEDULE	OF SCHEDULE	RPI	RPI	RPI	RPI
DIV. I ONLY	3- 10	291	2-8	198	319	308	308	32	32	
DIV. I NON-CONF.	2- 10	313	1-8	206	310	312	312	32	32	
TOTALS	RPI 1-25	RPI 26-50	W-L RECORDS	RPI 51-100	RPI 101-150	RPI 150+				
3- 10	0- 0	0- 0	OVERALL	0- 2	0- 0	3- 8				
2- 5	0- 0	0- 0	HOME	0- 1	0- 0	2- 4				
1- 3	0- 0	0- 0	AWAY	0- 1	0- 0	1- 2				
0- 2	0- 0	0- 0	NEUTRAL	0- 0	0- 0	0- 2				
2- 10	0- 0	0- 0	NON-CONFERENCE	0- 2	0- 0	2- 8				
1- 5	0- 0	0- 0	HOME	0- 1	0- 0	1- 4				
1- 3	0- 0	0- 0	AWAY	0- 1	0- 0	1- 2				
0- 2	0- 0	0- 0	NEUTRAL	0- 0	0- 0	0- 2				
1- 0	0- 0	0- 0	CONFERENCE	0- 0	0- 0	1- 0				
1- 0	0- 0	0- 0	HOME	0- 0	0- 0	1- 0				
0- 0	0- 0	0- 0	AWAY	0- 0	0- 0	0- 0				
0- 0	0- 0	0- 0	NEUTRAL	0- 0	0- 0	0- 0				

RPI 1-25				RPI 26-50				RPI 51-100				RPI 101+				Team's RPI: 308	
RPI	S	Opponent	Score	RPI	S	Opponent	Score	RPI	S	Opponent	Score	RPI	S	Opponent	Score		
								61	H	Arizona St.	47	70	154	N	Western Mich.	76	79
								77	A	Abilene Christian	54	67	188	A	New Mexico	53	107
													188	H	New Mexico	67	86
													214	A	UTEP	45	65
													214	H	UTEP	57	63
													236	H	UC Riverside	58	60
													263	H	Pepperdine	69	72
													290	A	Denver	78	75
													295	H	California Baptist	57	56
													305	H	Weber St.	77	47
													317	N	Georgia St.	51	59
LAST 10 Division I																	
				154	N	Western Mich.	76	79		295	H	California Baptist	57	56			
				317	N	Georgia St.	51	59		77	A	Abilene Christian	54	67			
				214	A	UTEP	45	65		61	H	Arizona St.	47	70			
				263	H	Pepperdine	69	72		188	A	New Mexico	53	107			
				188	H	New Mexico	67	86		305	H	Weber St.	77	47			

Non-Div I Games: Western N.M. 75 56

New Mexico St.

Loss,
Non-Conf, S Site,
H Home
A Away
N Neutral

Average RPI Win:	191	WON-LOST	WINNING	LAST 10	STRENGTH OF	OPP. STRENGTH	TEAM	ADJ.	CONF.	ADJ CONF.
Average RPI Loss:	127	RECORD	PCT. RANK	GAMES	SCHEDULE	OF SCHEDULE	RPI	RPI	RPI	RPI
DIV. I ONLY	4- 7	233	4-6	10	324	109	109	25	25	
DIV. I NON-CONF.	2- 5	259	2-4	12	285	121	121	23	23	
TOTALS	RPI 1-25	RPI 26-50	W-L RECORDS	RPI 51-100	RPI 101-150	RPI 150+				
4- 7	0- 0	0- 2	OVERALL	0- 2	1- 0	3- 3				
2- 2	0- 0	0- 0	HOME	0- 0	1- 0	1- 2				
2- 5	0- 0	0- 2	AWAY	0- 2	0- 0	2- 1				
0- 0	0- 0	0- 0	NEUTRAL	0- 0	0- 0	0- 0				
2- 5	0- 0	0- 2	NON-CONFERENCE	0- 1	1- 0	1- 2				
1- 1	0- 0	0- 0	HOME	0- 0	1- 0	0- 1				
1- 4	0- 0	0- 2	AWAY	0- 1	0- 0	1- 1				
0- 0	0- 0	0- 0	NEUTRAL	0- 0	0- 0	0- 0				
2- 2	0- 0	0- 0	CONFERENCE	0- 1	0- 0	2- 1				
1- 1	0- 0	0- 0	HOME	0- 0	0- 0	1- 1				
1- 1	0- 0	0- 0	AWAY	0- 1	0- 0	1- 0				
0- 0	0- 0	0- 0	NEUTRAL	0- 0	0- 0	0- 0				

RPI 1-25				RPI 26-50				RPI 51-100				RPI 101+				Team's RPI: 109	
RPI	S	Opponent	Score	RPI	S	Opponent	Score	RPI	S	Opponent	Score	RPI	S	Opponent	Score		
				32	A	LSU	49 83	72	A	Iowa St.	53 71	121	H	North Dakota	79 73		
				49	A	Arkansas	52 82	77	A	Abilene Christian	62 76	175	H	SFA	53 50		
												182	A	Lamar University	62 57		
												185	H	Louisiana	60 65		
												192	H	Sam Houston St.	46 78		
												279	A	Texas St.	49 51		
												286	A	Ole Miss	69 64		
LAST 10 Division I																	
				72	A	Iowa St.	53 71	175	H	SFA	53 50						
				279	A	Texas St.	49 51	182	A	Lamar University	62 57						
				185	H	Louisiana	60 65	121	H	North Dakota	79 73						
				286	A	Ole Miss	69 64	192	H	Sam Houston St.	46 78						
				49	A	Arkansas	52 82	77	A	Abilene Christian	62 76						

Non-Div I Games: Pensacola Christian91 31 Tougaloo 91 69

New Orleans

■ Loss,
 ■ Non-Conf,
 ■ S Site,
 ■ Home
 ■ A Away
 N Neutral

Niagara

Through Games Of Jan. 4, 2020

Average RPI Win:	319	WON-LOST	WINNING	LAST 10	STRENGTH OF	OPP. STRENGTH	TEAM	ADJ.	CONF.	ADJ CONF.
Average RPI Loss:	144	RECORD	PCT. RANK	GAMES	SCHEDULE	OF SCHEDULE	RPI	RPI	RPI	RPI
DIV. I ONLY	2- 9	310	2-8	103	329	255	255	24	24	
DIV. I NON-CONF.	2- 7	288	2-6	118	320	252	252	24	24	
TOTALS	RPI 1-25	RPI 26-50	W-L RECORDS	RPI 51-100	RPI 101-150	RPI 150+				
2- 9	0- 0	0- 1	OVERALL	0- 2	0- 3	2- 3				
1- 1	0- 0	0- 0	HOME	0- 1	0- 0	1- 0				
1- 8	0- 0	0- 1	AWAY	0- 1	0- 3	1- 3				
0- 0	0- 0	0- 0	NEUTRAL	0- 0	0- 0	0- 0				
2- 7	0- 0	0- 1	NON-CONFERENCE	0- 2	0- 2	2- 2				
1- 1	0- 0	0- 0	HOME	0- 1	0- 0	1- 0				
1- 6	0- 0	0- 1	AWAY	0- 1	0- 2	1- 2				
0- 0	0- 0	0- 0	NEUTRAL	0- 0	0- 0	0- 0				
0- 2	0- 0	0- 0	CONFERENCE	0- 0	0- 1	0- 1				
0- 0	0- 0	0- 0	HOME	0- 0	0- 0	0- 0				
0- 2	0- 0	0- 0	AWAY	0- 0	0- 1	0- 1				
0- 0	0- 0	0- 0	NEUTRAL	0- 0	0- 0	0- 0				

RPI S	Opponent	Score	RPI S	Opponent	Score	RPI S	Opponent	Score	RPI S	Opponent	Score	Team's RPI: 255
44	A Rutgers	37 87	62	H Buffalo	67 81	126	A Binghamton	55 74	141	A Rider	75 79	
			97	A Colgate	72 85	149	A Cornell	59 82	172	A Howard	42 91	
						235	A Manhattan	65 68	270	A St. Bonaventure	67 71	
						296	H Oakland	77 63	341	A Coppin St.	82 67	
LAST 10 Division I												
296	H Oakland	77 63	235	A Manhattan	65 68							
149	A Cornell	59 82	141	A Rider	75 79							
126	A Binghamton	55 74	341	A Coppin St.	82 67							
44	A Rutgers	37 87	172	A Howard	42 91							
62	H Buffalo	67 81	97	A Colgate	72 85							

Non-Div I Games:

Niagara

Loss, Non-Conf, S Site, H Home A Away N Neutral

Average RPI Win:	351	WON-LOST	WINNING	LAST 10	STRENGTH OF	OPP. STRENGTH	TEAM	ADJ.	CONF.	ADJ CONF.
Average RPI Loss:	138	RECORD	PCT. RANK	GAMES	SCHEDULE	OF SCHEDULE	RPI	RPI	RPI	RPI
DIV. I ONLY	1- 10	331	1-9	104	304	309	309	25	25	
DIV. I NON-CONF.	1- 6	318	1-5	64	142	254	254	23	23	
TOTALS	RPI 1-25	RPI 26-50	W-L RECORDS	RPI 51-100	RPI 101-150	RPI 150+				
1- 10	0- 2	0- 1	OVERALL	0- 2	0- 0	1- 5				
1- 1	0- 0	0- 0	HOME	0- 1	0- 0	1- 0				
0- 8	0- 2	0- 1	AWAY	0- 0	0- 0	0- 5				
0- 1	0- 0	0- 0	NEUTRAL	0- 1	0- 0	0- 0				
1- 6	0- 2	0- 1	NON-CONFERENCE	0- 1	0- 0	1- 2				
1- 0	0- 0	0- 0	HOME	0- 0	0- 0	1- 0				
0- 5	0- 2	0- 1	AWAY	0- 0	0- 0	0- 2				
0- 1	0- 0	0- 0	NEUTRAL	0- 1	0- 0	0- 0				
0- 4	0- 0	0- 0	CONFERENCE	0- 1	0- 0	0- 3				
0- 1	0- 0	0- 0	HOME	0- 1	0- 0	0- 0				
0- 3	0- 0	0- 0	AWAY	0- 0	0- 0	0- 3				
0- 0	0- 0	0- 0	NEUTRAL	0- 0	0- 0	0- 0				

RPI 1-25				RPI 26-50				RPI 51-100				RPI 101+ Team's RPI: 309			
RPI	S	Opponent	Score	RPI	S	Opponent	Score	RPI	S	Opponent	Score	RPI	S	Opponent	Score
10	A	Indiana	47 111	32	A	LSU	32 63	77	H	Abilene Christian	84 95	176	A	Rice	47 71
20	A	TCU	47 72					81	N	North Florida	61 64	192	A	Sam Houston St.	71 87
												220	A	A&M-Corpus Christi	49 55
												222	A	Jacksonville	55 72
												349	A	Incarnate Word	51 53
												351	H	La.-Monroe	74 59
LAST 10 Division I															
32	A	LSU	32 63	192	A	Sam Houston St.	71 87								
81	N	North Florida	61 64	349	A	Incarnate Word	51 53								
222	A	Jacksonville	55 72	77	H	Abilene Christian	84 95								
20	A	TCU	47 72	220	A	A&M-Corpus Christi	49 55								
10	A	Indiana	47 111	351	H	La.-Monroe	74 59								

Non-Div I Games: Southern-N.O. 94 61 Paul Quinn 101 68

Nicholls St.

Loss, Non-Conf, S Site, H Home A Away N Neutral

Average RPI Win:	190	WON-LOST	WINNING	LAST 10	STRENGTH OF	OPP. STRENGTH	TEAM	ADJ.	CONF.	ADJ CONF.
Average RPI Loss:	147	RECORD	PCT. RANK	GAMES	SCHEDULE	OF SCHEDULE	RPI	RPI	RPI	RPI
DIV. I ONLY	6- 7	190	5-5	128	251	180	180	30	30	
DIV. I NON-CONF.	5- 7	205	4-5	145	245	194	194	30	30	
TOTALS	RPI 1-25	RPI 26-50	W-L RECORDS	RPI 51-100	RPI 101-150	RPI 150+				
6- 7	0- 0	0- 1	OVERALL	1- 0	0- 4	5- 2				
3- 3	0- 0	0- 0	HOME	0- 0	0- 2	3- 1				
2- 3	0- 0	0- 0	AWAY	0- 0	0- 2	2- 1				
1- 1	0- 0	0- 1	NEUTRAL	1- 0	0- 0	0- 0				
5- 7	0- 0	0- 1	NON-CONFERENCE	1- 0	0- 4	4- 2				
2- 3	0- 0	0- 0	HOME	0- 0	0- 2	2- 1				
2- 3	0- 0	0- 0	AWAY	0- 0	0- 2	2- 1				
1- 1	0- 0	0- 1	NEUTRAL	1- 0	0- 0	0- 0				
1- 0	0- 0	0- 0	CONFERENCE	0- 0	0- 0	1- 0				
1- 0	0- 0	0- 0	HOME	0- 0	0- 0	1- 0				
0- 0	0- 0	0- 0	AWAY	0- 0	0- 0	0- 0				
0- 0	0- 0	0- 0	NEUTRAL	0- 0	0- 0	0- 0				

RPI 1-25	RPI 26-50	RPI 51-100	RPI 101+	Team's RPI: 180
RPI S Opponent Score	RPI S Opponent Score	RPI S Opponent Score	RPI S Opponent Score	
	35 N West Virginia 55 72	81 N North Florida 57 54	103 A Richmond 69 77	
			112 H Liberty 48 67	
			136 A William & Mary 56 65	
			150 H Robert Morris 62 69	
			153 A Hampton 77 56	
			169 H Bethune-Cookman 61 51	
			193 H La Salle 52 55	
			222 A Jacksonville 71 64	
			226 H Longwood 49 46	
			291 H High Point 72 58	
			303 A Marshall 69 75	
LAST 10 Division I				
	153 A Hampton 77 56	169 H Bethune-Cookman 61 51		
	226 H Longwood 49 46	103 A Richmond 69 77		
	222 A Jacksonville 71 64	136 A William & Mary 56 65		
	81 N North Florida 57 54	150 H Robert Morris 62 69		
	193 H La Salle 52 55	35 N West Virginia 55 72		

Non-Div I Games: Virginia-Lynchburg 123 48

Norfolk St.

Average RPI Win:	274	WON-LOST	WINNING	LAST 10	STRENGTH OF	OPP. STRENGTH	TEAM	ADJ.	CONF.	ADJ CONF.
Average RPI Loss:	82	RECORD	PCT. RANK	GAMES	SCHEDULE	OF SCHEDULE	RPI	RPI	RPI	RPI
DIV. I ONLY	8- 3	65	7-3	350	125	210	210	16	16	
DIV. I NON-CONF.	7- 3	80	6-3	348	179	240	240	14	14	
TOTALS	RPI 1-25	RPI 26-50	W-L RECORDS	RPI 51-100	RPI 101-150	RPI 150+				
8- 3	0- 1	0- 0	OVERALL	1- 1	0- 0	7- 1				
2- 1	0- 0	0- 0	HOME	1- 0	0- 0	1- 1				
2- 2	0- 1	0- 0	AWAY	0- 1	0- 0	2- 0				
4- 0	0- 0	0- 0	NEUTRAL	0- 0	0- 0	4- 0				
7- 3	0- 1	0- 0	NON-CONFERENCE	0- 1	0- 0	7- 1				
1- 1	0- 0	0- 0	HOME	0- 0	0- 0	1- 1				
2- 2	0- 1	0- 0	AWAY	0- 1	0- 0	2- 0				
4- 0	0- 0	0- 0	NEUTRAL	0- 0	0- 0	4- 0				
1- 0	0- 0	0- 0	CONFERENCE	1- 0	0- 0	0- 0				
1- 0	0- 0	0- 0	HOME	1- 0	0- 0	0- 0				
0- 0	0- 0	0- 0	AWAY	0- 0	0- 0	0- 0				
0- 0	0- 0	0- 0	NEUTRAL	0- 0	0- 0	0- 0				

RPI 1-25			RPI 26-50			RPI 51-100			RPI 101+			Team's RPI: 210
RPI	S	Opponent	Score	RPI	S	Opponent	Score	RPI	S	Opponent	Score	
16	A	Iowa	81 86					72	A	Iowa St.	72 80	
								81	H	North Florida	54 51	
								157	H	Samford	63 79	
								242	N	Alabama A&M	80 65	
								249	N	UC Irvine	88 60	
								294	N	SIUE	85 67	
								306	A	Alabama St.	81 60	
								332	A	Tennessee St.	88 63	
								344	N	South Carolina St.	99 46	
								346	H	Mississippi Val.	86 60	
LAST 10 Division I												
249	N	UC Irvine	88 60	81	H	North Florida	54 51					
242	N	Alabama A&M	80 65	72	A	Iowa St.	72 80					
157	H	Samford	63 79	344	N	South Carolina St.	99 46					
332	A	Tennessee St.	88 63	294	N	SIUE	85 67					
16	A	Iowa	81 86	306	A	Alabama St.	81 60					

Non-Div I Games: Virginia-Lynchburg 128 26 Oakwood 120 38

North Ala.

■ Loss,
 ■ Non-Conf,
 ■ S Site,
 ■ H Home
 ■ A Away
 N Neutral

North Carolina

Through Games Of Jan. 4, 2020

Average RPI Win:	213	WON-LOST	WINNING	LAST 10	STRENGTH OF	OPP. STRENGTH	TEAM	ADJ.	CONF.	ADJ CONF.
Average RPI Loss:	66	RECORD	PCT. RANK	GAMES	SCHEDULE	OF SCHEDULE	RPI	RPI	RPI	RPI
DIV. I ONLY	11- 2	29	8-2	306	38	106	106	3	3	
DIV. I NON-CONF.	9- 2	40	6-2	295	92	116	116	2	2	
TOTALS	RPI 1-25	RPI 26-50	W-L RECORDS	RPI 51-100	RPI 101-150	RPI 150+				
11- 2	0- 0	1- 0	OVERALL	1- 2	2- 0	7- 0				
7- 1	0- 0	0- 0	HOME	0- 1	2- 0	5- 0				
1- 1	0- 0	1- 0	AWAY	0- 1	0- 0	0- 0				
3- 0	0- 0	0- 0	NEUTRAL	1- 0	0- 0	2- 0				
9- 2	0- 0	0- 0	NON-CONFERENCE	1- 2	2- 0	6- 0				
6- 1	0- 0	0- 0	HOME	0- 1	2- 0	4- 0				
0- 1	0- 0	0- 0	AWAY	0- 1	0- 0	0- 0				
3- 0	0- 0	0- 0	NEUTRAL	1- 0	0- 0	2- 0				
2- 0	0- 0	1- 0	CONFERENCE	0- 0	0- 0	1- 0				
1- 0	0- 0	0- 0	HOME	0- 0	0- 0	1- 0				
1- 0	0- 0	1- 0	AWAY	0- 0	0- 0	0- 0				
0- 0	0- 0	0- 0	NEUTRAL	0- 0	0- 0	0- 0				

RPI S	Opponent	Score	RPI S	Opponent	Score	RPI S	Opponent	Score	RPI S	Opponent	Score	Team's RPI: 106
			33 A	Virginia	65 47	59 H	Yale	63 66	110 H	Elon	76 46	
						60 N	Temple	71 58	143 H	Illinois	85 60	
						73 A	Alabama	77 83	195 N	Missouri	82 69	
									258 N	UNCW	85 45	
									272 H	Navy	80 40	
									287 H	Pittsburgh	70 62	
									315 H	N.C. Central	92 53	
									329 H	Western Caro.	92 55	
									342 H	Charleston So.	85 54	
LAST 10 Division I												
			315 H	N.C. Central	92 53	33 A	Virginia	65 47				
			143 H	Illinois	85 60	287 H	Pittsburgh	70 62				
			195 N	Missouri	82 69	59 H	Yale	63 66				
			60 N	Temple	71 58	258 N	UNCW	85 45				
			110 H	Elon	76 46	73 A	Alabama	77 83				

Non-Div I Games:

North Carolina

Loss, Non-Conf, S Site, H Home A Away N Neutral

Average RPI Win: 266	WON-LOST	WINNING	LAST 10	STRENGTH OF	OPP. STRENGTH	TEAM	ADJ.	CONF.	ADJ CONF.
Average RPI Loss: 108	RECORD	PCT. RANK	GAMES	SCHEDULE	OF SCHEDULE	RPI	RPI	RPI	RPI
DIV. I ONLY	8- 4	85	7-3	256	253	121	121	17	17
DIV. I NON-CONF.	7- 4	100	6-3	264	247	134	134	17	17

TOTALS	RPI 1-25	RPI 26-50	W-L RECORDS	RPI 51-100	RPI 101-150	RPI 150+
8- 4	0- 0	0- 1	OVERALL	0- 1	0- 1	8- 1
2- 1	0- 0	0- 0	HOME	0- 1	0- 0	2- 0
6- 3	0- 0	0- 1	AWAY	0- 0	0- 1	6- 1
0- 0	0- 0	0- 0	NEUTRAL	0- 0	0- 0	0- 0
7- 4	0- 0	0- 1	NON-CONFERENCE	0- 1	0- 1	7- 1
2- 1	0- 0	0- 0	HOME	0- 1	0- 0	2- 0
5- 3	0- 0	0- 1	AWAY	0- 0	0- 1	5- 1
0- 0	0- 0	0- 0	NEUTRAL	0- 0	0- 0	0- 0
1- 0	0- 0	0- 0	CONFERENCE	0- 0	0- 0	1- 0
0- 0	0- 0	0- 0	HOME	0- 0	0- 0	0- 0
1- 0	0- 0	0- 0	AWAY	0- 0	0- 0	1- 0
0- 0	0- 0	0- 0	NEUTRAL	0- 0	0- 0	0- 0

RPI 1-25				RPI 26-50				RPI 51-100				RPI 101+				Team's RPI: 121	
RPI	S	Opponent	Score	RPI	S	Opponent	Score	RPI	S	Opponent	Score	RPI	S	Opponent	Score		
				40	A	Arizona	42 74	76	H	Illinois St.	58 66	109	A	New Orleans	73 79		
												161	H	Valparaiso	65 63		
												207	A	SMU	51 66		
												211	H	Rhode Island	67 61		
												240	A	Milwaukee	66 58		
												265	A	Grand Canyon	78 76		
												276	A	Ga. Southern	69 56		
												290	A	Denver	90 82		
												342	A	Charleston So.	73 57		
												344	A	South Carolina St.	95 53		
LAST 10 Division I																	
				344	A	South Carolina St.	95 53	290	A	Denver	90 82						
				76	H	Illinois St.	58 66	109	A	New Orleans	73 79						
				276	A	Ga. Southern	69 56	240	A	Milwaukee	66 58						
				161	H	Valparaiso	65 63	207	A	SMU	51 66						
				211	H	Rhode Island	67 61	342	A	Charleston So.	73 57						

Non-Div I Games:	Northland	118	35	Mayville St.	83	52
------------------	-----------	-----	----	--------------	----	----

North Dakota

Loss, Non-Conf, S Site, H Home A Away N Neutral

Average RPI Win:	314	WON-LOST	WINNING	LAST 10	STRENGTH OF	OPP. STRENGTH	TEAM	ADJ.	CONF.	ADJ CONF.
Average RPI Loss:	143	RECORD	PCT. RANK	GAMES	SCHEDULE	OF SCHEDULE	RPI	RPI	RPI	RPI
DIV. I ONLY	1- 11	334	1-9	171	162	310	310	17	17	
DIV. I NON-CONF.	1- 9	326	1-7	115	154	288	288	17	17	
TOTALS	RPI 1-25	RPI 26-50	W-L RECORDS	RPI 51-100	RPI 101-150	RPI 150+				
1- 11	0- 1	0- 1	OVERALL	0- 1	0- 2	1- 6				
0- 6	0- 0	0- 0	HOME	0- 1	0- 1	0- 4				
1- 5	0- 1	0- 1	AWAY	0- 0	0- 1	1- 2				
0- 0	0- 0	0- 0	NEUTRAL	0- 0	0- 0	0- 0				
1- 9	0- 1	0- 1	NON-CONFERENCE	0- 1	0- 2	1- 4				
0- 5	0- 0	0- 0	HOME	0- 1	0- 1	0- 3				
1- 4	0- 1	0- 1	AWAY	0- 0	0- 1	1- 1				
0- 0	0- 0	0- 0	NEUTRAL	0- 0	0- 0	0- 0				
0- 2	0- 0	0- 0	CONFERENCE	0- 0	0- 0	0- 2				
0- 1	0- 0	0- 0	HOME	0- 0	0- 0	0- 1				
0- 1	0- 0	0- 0	AWAY	0- 0	0- 0	0- 1				
0- 0	0- 0	0- 0	NEUTRAL	0- 0	0- 0	0- 0				

RPI 1-25				RPI 26-50				RPI 51-100				RPI 101+ Team's RPI: 310			
RPI	S	Opponent	Score	RPI	S	Opponent	Score	RPI	S	Opponent	Score	RPI	S	Opponent	Score
13	A	Creighton	59 70	41	A	UNI	63 95	72	H	Iowa St.	58 86	105	H	Wisconsin	63 64
												128	A	Bradley	64 70
												158	H	Northern Ill.	68 74
												161	H	Valparaiso	54 66
												187	H	Wyoming	57 66
												191	A	Northeastern	61 72
												224	H	Western Ill.	78 79
												290	A	Denver	82 91
												314	A	New Hampshire	67 61
LAST 10 Division I															
191	A	Northeastern	61 72	224	H	Western Ill.	78 79								
187	H	Wyoming	57 66	290	A	Denver	82 91								
72	H	Iowa St.	58 86	105	H	Wisconsin	63 64								
13	A	Creighton	59 70	128	A	Bradley	64 70								
161	H	Valparaiso	54 66	314	A	New Hampshire	67 61								

Non-Div I Games: Waldorf 92 26 Mayville St. 97 59

North Dakota St.

■ Loss,
 ■ Non-Conf,
 ■ S Site,
 ■ H Home
 ■ A Away
 N Neutral

North Florida

Through Games Of Jan. 4, 2020

Average RPI Win: 225	WON-LOST	WINNING	LAST 10	STRENGTH OF	OPP. STRENGTH	TEAM	ADJ.	CONF.	ADJ CONF.
Average RPI Loss: 88	RECORD	PCT. RANK	GAMES	SCHEDULE	OF SCHEDULE	RPI	RPI	RPI	RPI
DIV. I ONLY	5- 7	217	5-5	32	195	81	81	16	16
DIV. I NON-CONF.	5- 6	187	5-4	42	140	74	74	14	14
TOTALS	RPI 1-25	RPI 26-50	W-L RECORDS	RPI 51-100	RPI 101-150	RPI 150+			
5- 7	0- 2	0- 1	OVERALL	0- 1	2- 1	3- 2			
1- 0	0- 0	0- 0	HOME	0- 0	1- 0	0- 0			
2- 5	0- 2	0- 1	AWAY	0- 0	0- 1	2- 1			
2- 2	0- 0	0- 0	NEUTRAL	0- 1	1- 0	1- 1			
5- 6	0- 2	0- 1	NON-CONFERENCE	0- 1	2- 1	3- 1			
1- 0	0- 0	0- 0	HOME	0- 0	1- 0	0- 0			
2- 4	0- 2	0- 1	AWAY	0- 0	0- 1	2- 0			
2- 2	0- 0	0- 0	NEUTRAL	0- 1	1- 0	1- 1			
0- 1	0- 0	0- 0	CONFERENCE	0- 0	0- 0	0- 1			
0- 0	0- 0	0- 0	HOME	0- 0	0- 0	0- 0			
0- 1	0- 0	0- 0	AWAY	0- 0	0- 0	0- 1			
0- 0	0- 0	0- 0	NEUTRAL	0- 0	0- 0	0- 0			

RPI 1-25				RPI 26-50				RPI 51-100				RPI 101+			
RPI	S	Opponent	Score	RPI	S	Opponent	Score	RPI	S	Opponent	Score	RPI	S	Opponent	Score
10	A	Indiana	45 72	27	A	Miami (FL)	55 78	74	N	Marist	54 69	105	A	Wisconsin	62 75
12	A	Florida St.	41 70									111	H	Holy Cross	80 60
												141	N	Rider	80 70
												180	N	Norfolk St.	54 57
												210	A	North Ala.	51 54
												242	A	Alabama A&M	73 64
												309	N	Nicholls St.	64 61
												322	A	FIU	64 49
LAST 10 Division I															
180	N	Norfolk St.	54 57	210	A	North Ala.	51 54								
141	N	Rider	80 70	111	H	Holy Cross	80 60								
74	N	Marist	54 69	12	A	Florida St.	41 70								
242	A	Alabama A&M	73 64	10	A	Indiana	45 72								
322	A	FIU	64 49	309	N	Nicholls St.	64 61								

Non-Div I Games: Warner 110 46 Edward Waters 80 51

North Florida

Loss, Non-Conf, S Site, H Home A Away N Neutral

North Texas

Through Games Of Jan. 4, 2020

Average RPI Win:	211	WON-LOST	WINNING	LAST 10	STRENGTH OF	OPP. STRENGTH	TEAM	ADJ.	CONF.	ADJ CONF.
Average RPI Loss:	146	RECORD	PCT. RANK	GAMES	SCHEDULE	OF SCHEDULE	RPI	RPI	RPI	RPI
DIV. I ONLY	5- 6	198	4-6	193	238	233	233	13	13	
DIV. I NON-CONF.	4- 5	195	3-5	207	217	220	220	16	16	
TOTALS	RPI 1-25	RPI 26-50	W-L RECORDS	RPI 51-100	RPI 101-150	RPI 150+				
5- 6	0- 1	0- 0	OVERALL	1- 2	1- 1	3- 2				
4- 2	0- 0	0- 0	HOME	1- 0	0- 1	3- 1				
1- 2	0- 0	0- 0	AWAY	0- 1	1- 0	0- 1				
0- 2	0- 1	0- 0	NEUTRAL	0- 1	0- 0	0- 0				
4- 5	0- 1	0- 0	NON-CONFERENCE	0- 2	1- 1	3- 1				
3- 1	0- 0	0- 0	HOME	0- 0	0- 1	3- 0				
1- 2	0- 0	0- 0	AWAY	0- 1	1- 0	0- 1				
0- 2	0- 1	0- 0	NEUTRAL	0- 1	0- 0	0- 0				
1- 1	0- 0	0- 0	CONFERENCE	1- 0	0- 0	0- 1				
1- 1	0- 0	0- 0	HOME	1- 0	0- 0	0- 1				
0- 0	0- 0	0- 0	AWAY	0- 0	0- 0	0- 0				
0- 0	0- 0	0- 0	NEUTRAL	0- 0	0- 0	0- 0				

RPI 1-25				RPI 26-50				RPI 51-100				RPI 101+				Team's RPI: 233	
RPI	S	Opponent	Score	RPI	S	Opponent	Score	RPI	S	Opponent	Score	RPI	S	Opponent	Score		
15	N	NC State	65 76					57	H	Western Ky.	61 54	113	H	UT Arlington	49 68		
								89	A	CSU Bakersfield	52 61	148	A	Hawaii	66 60		
								94	N	Texas	57 63	185	H	Louisiana	69 66		
												261	A	Utah St.	55 66		
												303	H	Marshall	59 68		
												313	H	Alcorn	67 31		
												351	H	La.-Monroe	63 51		
LAST 10 Division I																	
	15	N	NC State	65	76		303	H	Marshall	59	68						
	94	N	Texas	57	63		57	H	Western Ky.	61	54						
	148	A	Hawaii	66	60		351	H	La.-Monroe	63	51						
	89	A	CSU Bakersfield	52	61		261	A	Utah St.	55	66						
	113	H	UT Arlington	49	68		185	H	Louisiana	69	66						

Non-Div I Games: Mid-Amer. Christian59 61 Xavier (LA) 68 31 Tex. A&M-Texarkana 114 54

North Texas

Loss, Non-Conf, S Site, H Home A Away N Neutral

Northeastern

Through Games Of Jan. 4, 2020

Average RPI Win:	265	WON-LOST	WINNING	LAST 10	STRENGTH OF	OPP. STRENGTH	TEAM	ADJ.	CONF.	ADJ CONF.
Average RPI Loss:	92	RECORD	PCT. RANK	GAMES	SCHEDULE	OF SCHEDULE	RPI	RPI	RPI	RPI
DIV. I ONLY	4- 7	233	4-6	124	147	191	191	15	15	
DIV. I NON-CONF.	4- 7	225	4-6	128	165	193	193	15	15	
TOTALS	RPI 1-25	RPI 26-50	W-L RECORDS	RPI 51-100	RPI 101-150	RPI 150+				
4- 7	0- 1	0- 2	OVERALL	0- 1	1- 2	3- 1				
2- 3	0- 0	0- 1	HOME	0- 1	0- 1	2- 0				
2- 4	0- 1	0- 1	AWAY	0- 0	1- 1	1- 1				
0- 0	0- 0	0- 0	NEUTRAL	0- 0	0- 0	0- 0				
4- 7	0- 1	0- 2	NON-CONFERENCE	0- 1	1- 2	3- 1				
2- 3	0- 0	0- 1	HOME	0- 1	0- 1	2- 0				
2- 4	0- 1	0- 1	AWAY	0- 0	1- 1	1- 1				
0- 0	0- 0	0- 0	NEUTRAL	0- 0	0- 0	0- 0				
0- 0	0- 0	0- 0	CONFERENCE	0- 0	0- 0	0- 0				
0- 0	0- 0	0- 0	HOME	0- 0	0- 0	0- 0				
0- 0	0- 0	0- 0	AWAY	0- 0	0- 0	0- 0				
0- 0	0- 0	0- 0	NEUTRAL	0- 0	0- 0	0- 0				

RPI 1-25				RPI 26-50				RPI 51-100				RPI 101+ Team's RPI: 191			
RPI	S	Opponent	Score	RPI	S	Opponent	Score	RPI	S	Opponent	Score	RPI	S	Opponent	Score
14	A	Oregon	47 89	31	H	South Dakota	76 80	59	H	Yale	63 78	133	A	Harvard	46 44
				42	A	Central Mich.	63 79					137	H	Dayton	60 71
												139	A	Fordham	58 74
												225	A	Boston U.	56 72
												277	A	Maine	66 58
												310	H	North Dakota St.	72 61
												339	H	Hartford	60 47
LAST 10 Division I															
		42	A	Central Mich.	63	79	225	A	Boston U.	56	72				
		59	H	Yale	63	78	277	A	Maine	66	58				
		139	A	Fordham	58	74	339	H	Hartford	60	47				
		137	H	Dayton	60	71	133	A	Harvard	46	44				
		14	A	Oregon	47	89	310	H	North Dakota St.	72	61				

Non-Div I Games:

Northeastern

■ Loss,
 ■ Non-Conf, S Site,
 ■ Home
 ■ Away
 N Neutral

Average RPI Win:	283	WON-LOST	WINNING	LAST 10	STRENGTH OF	OPP. STRENGTH	TEAM	ADJ.	CONF.	ADJ CONF.
Average RPI Loss:	161	RECORD	PCT. RANK	GAMES	SCHEDULE	OF SCHEDULE	RPI	RPI	RPI	RPI
DIV. I ONLY	4- 8	244	3-7	213	268	248	248	21	21	
DIV. I NON-CONF.	3- 6	235	2-5	173	311	230	230	19	19	
TOTALS	RPI 1-25	RPI 26-50	W-L RECORDS	RPI 51-100	RPI 101-150	RPI 150+				
4- 8	0- 1	0- 0	OVERALL	0- 0	0- 3	4- 4				
1- 3	0- 0	0- 0	HOME	0- 0	0- 2	1- 1				
2- 4	0- 0	0- 0	AWAY	0- 0	0- 1	2- 3				
1- 1	0- 1	0- 0	NEUTRAL	0- 0	0- 0	1- 0				
3- 6	0- 1	0- 0	NON-CONFERENCE	0- 0	0- 1	3- 4				
1- 1	0- 0	0- 0	HOME	0- 0	0- 0	1- 1				
1- 4	0- 0	0- 0	AWAY	0- 0	0- 1	1- 3				
1- 1	0- 1	0- 0	NEUTRAL	0- 0	0- 0	1- 0				
1- 2	0- 0	0- 0	CONFERENCE	0- 0	0- 2	1- 0				
0- 2	0- 0	0- 0	HOME	0- 0	0- 2	0- 0				
1- 0	0- 0	0- 0	AWAY	0- 0	0- 0	1- 0				
0- 0	0- 0	0- 0	NEUTRAL	0- 0	0- 0	0- 0				

RPI S	Opponent	Score	RPI S	Opponent	Score	RPI S	Opponent	Score	RPI S	Opponent	Score	Team's RPI: 248
6 N	Oregon St.	57 91							108 H	Montana St.	64 72	
									135 A	Fresno St.	66 83	
									147 H	Montana	71 79	
									176 A	Rice	57 71	
									188 A	New Mexico	76 83	
									205 N	San Jose St.	67 64	
									232 H	UC Davis	61 71	
									288 A	Houston Baptist	79 62	
									295 A	California Baptist	79 98	
									305 A	Weber St.	88 82	
									334 H	Seattle U	88 80	
LAST 10 Division I												
232 H	UC Davis	61 71	305 A	Weber St.	88 82	108 H	Montana St.	64 72	147 H	Montana	71 79	
288 A	Houston Baptist	79 62	205 N	San Jose St.	67 64	6 N	Oregon St.	57 91				
176 A	Rice	57 71										
135 A	Fresno St.	66 83										
295 A	California Baptist	79 98										

Non-Div I Games:

Northern Ariz.

■ Loss,
 ■ Non-Conf,
 ■ S Site,
 ■ Home
 ■ A Away
 N Neutral

Average RPI Win:	211	WON-LOST	WINNING	LAST 10	STRENGTH OF	OPP. STRENGTH	TEAM	ADJ.	CONF.	ADJ CONF.
Average RPI Loss:	138	RECORD	PCT. RANK	GAMES	SCHEDULE	OF SCHEDULE	RPI	RPI	RPI	RPI
DIV. I ONLY	6- 6	169	6-4	147	106	130	130	21	21	
DIV. I NON-CONF.	4- 5	195	4-3	180	97	158	158	19	19	
TOTALS	RPI 1-25	RPI 26-50	W-L RECORDS	RPI 51-100	RPI 101-150	RPI 150+				
6- 6	0- 2	0- 0	OVERALL	0- 0	1- 1	5- 3				
2- 2	0- 0	0- 0	HOME	0- 0	0- 0	2- 2				
4- 4	0- 2	0- 0	AWAY	0- 0	1- 1	3- 1				
0- 0	0- 0	0- 0	NEUTRAL	0- 0	0- 0	0- 0				
4- 5	0- 2	0- 0	NON-CONFERENCE	0- 0	0- 0	4- 3				
1- 2	0- 0	0- 0	HOME	0- 0	0- 0	1- 2				
3- 3	0- 2	0- 0	AWAY	0- 0	0- 0	3- 1				
0- 0	0- 0	0- 0	NEUTRAL	0- 0	0- 0	0- 0				
2- 1	0- 0	0- 0	CONFERENCE	0- 0	1- 1	1- 0				
1- 0	0- 0	0- 0	HOME	0- 0	0- 0	1- 0				
1- 1	0- 0	0- 0	AWAY	0- 0	1- 1	0- 0				
0- 0	0- 0	0- 0	NEUTRAL	0- 0	0- 0	0- 0				

RPI 1-25				RPI 26-50				RPI 51-100				RPI 101+ Team's RPI: 130			
RPI	S	Opponent	Score	RPI	S	Opponent	Score	RPI	S	Opponent	Score	RPI	S	Opponent	Score
5	A	Stanford	36 90									108	A	Montana St.	58 91
9	A	UCLA	58 92									147	A	Montana	67 58
												181	H	San Francisco	83 90
												187	A	Wyoming	46 44
												190	H	Portland St.	77 58
												207	A	SMU	61 52
												213	A	Chattanooga	59 42
												234	H	Colorado St.	58 75
												290	A	Denver	55 74
												321	H	Air Force	72 62
LAST 10 Division I															
213	A	Chattanooga	59 42	147	A	Montana	67 58								
9	A	UCLA	58 92	108	A	Montana St.	58 91								
321	H	Air Force	72 62	190	H	Portland St.	77 58								
207	A	SMU	61 52	187	A	Wyoming	46 44								
5	A	Stanford	36 90	290	A	Denver	55 74								

Non-Div I Games:

Northern Colo.

■ Loss,
 ■ Non-Conf, S Site,
 ■ Home
 ■ Away
 N Neutral

Average RPI Win:	252	WON-LOST	WINNING	LAST 10	STRENGTH OF	OPP. STRENGTH	TEAM	ADJ.	CONF.	ADJ CONF.
Average RPI Loss:	85	RECORD	PCT. RANK	GAMES	SCHEDULE	OF SCHEDULE	RPI	RPI	RPI	RPI
DIV. I ONLY	4- 8	244	3-7	49	224	158	158	10	10	
DIV. I NON-CONF.	4- 7	225	3-6	62	216	160	160	10	10	
TOTALS	RPI 1-25	RPI 26-50	W-L RECORDS	RPI 51-100	RPI 101-150	RPI 150+				
4- 8	0- 2	0- 1	OVERALL	0- 2	0- 2	4- 1				
1- 3	0- 1	0- 0	HOME	0- 1	0- 1	1- 0				
2- 4	0- 1	0- 0	AWAY	0- 1	0- 1	2- 1				
1- 1	0- 0	0- 1	NEUTRAL	0- 0	0- 0	1- 0				
4- 7	0- 2	0- 1	NON-CONFERENCE	0- 2	0- 1	4- 1				
1- 3	0- 1	0- 0	HOME	0- 1	0- 1	1- 0				
2- 3	0- 1	0- 0	AWAY	0- 1	0- 0	2- 1				
1- 1	0- 0	0- 1	NEUTRAL	0- 0	0- 0	1- 0				
0- 1	0- 0	0- 0	CONFERENCE	0- 0	0- 1	0- 0				
0- 0	0- 0	0- 0	HOME	0- 0	0- 0	0- 0				
0- 1	0- 0	0- 0	AWAY	0- 0	0- 1	0- 0				
0- 0	0- 0	0- 0	NEUTRAL	0- 0	0- 0	0- 0				

RPI 1-25				RPI 26-50				RPI 51-100				RPI 101+ Team's RPI: 158			
RPI	S	Opponent	Score	RPI	S	Opponent	Score	RPI	S	Opponent	Score	RPI	S	Opponent	Score
19	A	Purdue	63 68	31	N	South Dakota	48 91	56	H	Southern Ill.	61 80	101	A	Ohio	67 87
25	H	Drake	49 73					76	A	Illinois St.	66 69	133	H	Harvard	53 59
												183	N	Tennessee Tech	82 74
												234	A	Colorado St.	80 75
												240	A	Milwaukee	65 78
												282	H	Eastern Ill.	61 48
												310	A	North Dakota St.	74 68
LAST 10 Division I															
		31 N	South Dakota	48	91	101 A	Ohio	67	87						
		183 N	Tennessee Tech	82	74	25 H	Drake	49	73						
		19 A	Purdue	63	68	56 H	Southern Ill.	61	80						
		76 A	Illinois St.	66	69	282 H	Eastern Ill.	61	48						
		234 A	Colorado St.	80	75	240 A	Milwaukee	65	78						

Non-Div I Games:

Northern Ill.

Northern Ky.

Through Games Of Jan. 4, 2020

Average RPI Win:	266	WON-LOST	WINNING	LAST 10	STRENGTH OF	OPP. STRENGTH	TEAM	ADJ.	CONF.	ADJ CONF.
Average RPI Loss:	148	RECORD	PCT. RANK	GAMES	SCHEDULE	OF SCHEDULE	RPI	RPI	RPI	RPI
DIV. I ONLY	8- 7	166	7-3	290	210	217	217	18	18	
DIV. I NON-CONF.	6- 5	151	5-1	317	192	246	246	18	18	
TOTALS	RPI 1-25	RPI 26-50	W-L RECORDS	RPI 51-100	RPI 101-150	RPI 150+				
8- 7	0- 1	0- 0	OVERALL	0- 1	0- 2	8- 3				
4- 3	0- 1	0- 0	HOME	0- 1	0- 0	4- 1				
3- 4	0- 0	0- 0	AWAY	0- 0	0- 2	3- 2				
1- 0	0- 0	0- 0	NEUTRAL	0- 0	0- 0	1- 0				
6- 5	0- 1	0- 0	NON-CONFERENCE	0- 1	0- 1	6- 2				
3- 2	0- 1	0- 0	HOME	0- 1	0- 0	3- 0				
2- 3	0- 0	0- 0	AWAY	0- 0	0- 1	2- 2				
1- 0	0- 0	0- 0	NEUTRAL	0- 0	0- 0	1- 0				
2- 2	0- 0	0- 0	CONFERENCE	0- 0	0- 1	2- 1				
1- 1	0- 0	0- 0	HOME	0- 0	0- 0	1- 1				
1- 1	0- 0	0- 0	AWAY	0- 0	0- 1	1- 0				
0- 0	0- 0	0- 0	NEUTRAL	0- 0	0- 0	0- 0				

RPI 1-25				RPI 26-50				RPI 51-100				RPI 101+ Team's RPI: 217			
RPI	S	Opponent	Score	RPI	S	Opponent	Score	RPI	S	Opponent	Score	RPI	S	Opponent	Score
3	H	Louisville	57 85					71	H	Saint Louis	42 67	116	A	Belmont	45 62
												145	A	Green Bay	44 65
												170	H	Cleveland St.	68 73
												179	H	Youngstown St.	75 56
												237	H	Central Ark.	72 56
												240	A	Milwaukee	61 49
												245	A	Eastern Ky.	62 69
												259	H	Wofford	80 72
												278	A	Indiana St.	70 68
												284	H	Omaha	57 40
												289	A	Lipscomb	69 71
												322	A	FIU	67 45
												325	N	Jacksonville St.	66 63
LAST 10 Division I															
278	A	Indiana St.	70 68	170	H	Cleveland St.	68 73								
3	H	Louisville	57 85	179	H	Youngstown St.	75 56								
322	A	FIU	67 45	240	A	Milwaukee	61 49								
325	N	Jacksonville St.	66 63	145	A	Green Bay	44 65								
237	H	Central Ark.	72 56	259	H	Wofford	80 72								

Non-Div I Games:

Northern Ky.

■ Loss,
 ■ Non-Conf, S Site,
 ■ Home
 ■ Away
 N Neutral

Northwestern

Through Games Of Jan. 4, 2020

Average RPI Win:	138	WON-LOST	WINNING	LAST 10	STRENGTH OF	OPP. STRENGTH	TEAM	ADJ.	CONF.	ADJ CONF.
Average RPI Loss:	11	RECORD	PCT. RANK	GAMES	SCHEDULE	OF SCHEDULE	RPI	RPI	RPI	RPI
DIV. I ONLY	12- 1	11	9-1	54	32	18	18	2	2	
DIV. I NON-CONF.	10- 1	19	7-1	110	30	26	26	3	3	
TOTALS	RPI 1-25	RPI 26-50	W-L RECORDS	RPI 51-100	RPI 101-150	RPI 150+				
12- 1	0- 1	3- 0	OVERALL	1- 0	3- 0	5- 0				
7- 1	0- 1	1- 0	HOME	1- 0	2- 0	3- 0				
3- 0	0- 0	2- 0	AWAY	0- 0	1- 0	0- 0				
2- 0	0- 0	0- 0	NEUTRAL	0- 0	0- 0	2- 0				
10- 1	0- 1	2- 0	NON-CONFERENCE	1- 0	2- 0	5- 0				
6- 1	0- 1	0- 0	HOME	1- 0	2- 0	3- 0				
2- 0	0- 0	2- 0	AWAY	0- 0	0- 0	0- 0				
2- 0	0- 0	0- 0	NEUTRAL	0- 0	0- 0	2- 0				
2- 0	0- 0	1- 0	CONFERENCE	0- 0	1- 0	0- 0				
1- 0	0- 0	1- 0	HOME	0- 0	0- 0	0- 0				
1- 0	0- 0	0- 0	AWAY	0- 0	1- 0	0- 0				
0- 0	0- 0	0- 0	NEUTRAL	0- 0	0- 0	0- 0				

RPI	S	Opponent	Score	RPI	S	Opponent	Score	RPI	S	Opponent	Score	RPI	S	Opponent	Score
11	H	DePaul	68 70	29	H	Maryland	81 58	97	H	Colgate	73 44	102	H	Boston College	66 63
				38	A	Marquette	64 56					113	H	UT Arlington	74 47
				39	A	Duke	63 42					143	A	Illinois	77 50
												161	H	Valparaiso	69 48
												204	H	Dartmouth	79 37
												230	N	East Carolina	64 45
												243	N	Xavier	79 59
												256	H	Loyola Maryland	67 46
LAST 10 Division I															
204	H	Dartmouth	79 37	29	H	Maryland	81 58								
102	H	Boston College	66 63	143	A	Illinois	77 50								
11	H	DePaul	68 70	243	N	Xavier	79 59								
97	H	Colgate	73 44	230	N	East Carolina	64 45								
161	H	Valparaiso	69 48	113	H	UT Arlington	74 47								

Non-Div I Games:

Northwestern

■ Loss,
 ■ Non-Conf, S Site,
 ■ Home
 ■ Away
 N Neutral

Average RPI Win:	292	WON-LOST	WINNING	LAST 10	STRENGTH OF	OPP. STRENGTH	TEAM	ADJ.	CONF.	ADJ CONF.
Average RPI Loss:	189	RECORD	PCT. RANK	GAMES	SCHEDULE	OF SCHEDULE	RPI	RPI	RPI	RPI
DIV. I ONLY	1- 8	327	1-8	251	326	338	338	25	25	
DIV. I NON-CONF.	1- 5	313	1-5	248	298	324	324	23	23	
TOTALS	RPI 1-25	RPI 26-50	W-L RECORDS	RPI 51-100	RPI 101-150	RPI 150+				
1- 8	0- 0	0- 1	OVERALL	0- 1	0- 0	1- 6				
1- 3	0- 0	0- 0	HOME	0- 0	0- 0	1- 3				
0- 5	0- 0	0- 1	AWAY	0- 1	0- 0	0- 3				
0- 0	0- 0	0- 0	NEUTRAL	0- 0	0- 0	0- 0				
1- 5	0- 0	0- 1	NON-CONFERENCE	0- 1	0- 0	1- 3				
1- 1	0- 0	0- 0	HOME	0- 0	0- 0	1- 1				
0- 4	0- 0	0- 1	AWAY	0- 1	0- 0	0- 2				
0- 0	0- 0	0- 0	NEUTRAL	0- 0	0- 0	0- 0				
0- 3	0- 0	0- 0	CONFERENCE	0- 0	0- 0	0- 3				
0- 2	0- 0	0- 0	HOME	0- 0	0- 0	0- 2				
0- 1	0- 0	0- 0	AWAY	0- 0	0- 0	0- 1				
0- 0	0- 0	0- 0	NEUTRAL	0- 0	0- 0	0- 0				

RPI 1-25				RPI 26-50				RPI 51-100				RPI 101+				Team's RPI: 338	
RPI	S	Opponent	Score	RPI	S	Opponent	Score	RPI	S	Opponent	Score	RPI	S	Opponent	Score		
				49	A	Arkansas	39 99	94	A	Texas	49 91	182	A	Lamar University	58 61		
												192	H	Sam Houston St.	69 79		
												206	A	Texas Tech	49 79		
												220	H	A&M-Corpus Christi	59 72		
												221	H	Jackson St.	49 66		
												292	H	Grambling	65 61		
												351	A	La.-Monroe	54 63		
LAST 10 Division I																	
				292	H	Grambling	65 61	220	H	A&M-Corpus Christi	59 72						
				206	A	Texas Tech	49 79	94	A	Texas	49 91						
				351	A	La.-Monroe	54 63	182	A	Lamar University	58 61						
				221	H	Jackson St.	49 66	192	H	Sam Houston St.	69 79						
								49	A	Arkansas	39 99						

Non-Div I Games: LeTourneau 91 61 LSU-Shreveport 63 68 Central Baptist 61 59

Northwestern St.

Loss, Non-Conf, S Site, H Home A Away N Neutral

Average RPI Win:	175	WON-LOST	WINNING	LAST 10	STRENGTH OF	OPP. STRENGTH	TEAM	ADJ.	CONF.	ADJ CONF.
Average RPI Loss:	70	RECORD	PCT. RANK	GAMES	SCHEDULE	OF SCHEDULE	RPI	RPI	RPI	RPI
DIV. I ONLY	6- 8	208	4-6	15	58	92	92	3	3	
DIV. I NON-CONF.	5- 7	205	3-5	3	50	66	66	2	2	
TOTALS	RPI 1-25	RPI 26-50	W-L RECORDS	RPI 51-100	RPI 101-150	RPI 150+				
6- 8	0- 2	1- 2	OVERALL	0- 2	2- 1	3- 1				
2- 5	0- 1	0- 1	HOME	0- 1	0- 1	2- 1				
3- 1	0- 1	1- 0	AWAY	0- 0	1- 0	1- 0				
1- 2	0- 0	0- 1	NEUTRAL	0- 1	1- 0	0- 0				
5- 7	0- 2	1- 2	NON-CONFERENCE	0- 2	2- 1	2- 0				
2- 4	0- 1	0- 1	HOME	0- 1	0- 1	2- 0				
2- 1	0- 1	1- 0	AWAY	0- 0	1- 0	0- 0				
1- 2	0- 0	0- 1	NEUTRAL	0- 1	1- 0	0- 0				
1- 1	0- 0	0- 0	CONFERENCE	0- 0	0- 0	1- 1				
0- 1	0- 0	0- 0	HOME	0- 0	0- 0	0- 1				
1- 0	0- 0	0- 0	AWAY	0- 0	0- 0	1- 0				
0- 0	0- 0	0- 0	NEUTRAL	0- 0	0- 0	0- 0				

RPI 1-25				RPI 26-50				RPI 51-100 Team's RPI: 92				RPI 101+			
RPI	S	Opponent	Score	RPI	S	Opponent	Score	RPI	S	Opponent	Score	RPI	S	Opponent	Score
1	A	UConn	57 81	36	N	FGCU	60 69	88	H	Michigan St.	69 72	104	H	Tennessee	63 74
11	H	DePaul	94 105	46	H	Minnesota	67 75	99	N	South Dakota St.	59 65	122	N	South Fla.	67 51
				50	A	Michigan	76 72					139	A	Fordham	60 55
												173	H	Clemson	55 71
												194	H	Toledo	54 51
												256	H	Loyola Maryland	84 60
												287	A	Pittsburgh	60 52
LAST 10 Division I															
287	A	Pittsburgh	60 52	173	H	Clemson	55 71								
99	N	South Dakota St.	59 65	11	H	DePaul	94 105								
36	N	FGCU	60 69	1	A	UConn	57 81								
50	A	Michigan	76 72	46	H	Minnesota	67 75								
194	H	Toledo	54 51	122	N	South Fla.	67 51								

Non-Div I Games:

Notre Dame

Oakland

Through Games Of Jan. 4, 2020

Average RPI Win:	328	WON-LOST	WINNING	LAST 10	STRENGTH OF	OPP. STRENGTH	TEAM	ADJ.	CONF.	ADJ CONF.
Average RPI Loss:	154	RECORD	PCT. RANK	GAMES	SCHEDULE	OF SCHEDULE	RPI	RPI	RPI	RPI
DIV. I ONLY	4- 8	244	3-7	335	212	296	296	18	18	
DIV. I NON-CONF.	3- 6	235	2-5	310	220	290	290	18	18	
TOTALS	RPI 1-25	RPI 26-50	W-L RECORDS	RPI 51-100	RPI 101-150	RPI 150+				
4- 8	0- 0	0- 2	OVERALL	0- 2	0- 1	4- 3				
0- 2	0- 0	0- 1	HOME	0- 0	0- 1	0- 0				
3- 6	0- 0	0- 1	AWAY	0- 2	0- 0	3- 3				
1- 0	0- 0	0- 0	NEUTRAL	0- 0	0- 0	1- 0				
3- 6	0- 0	0- 2	NON-CONFERENCE	0- 1	0- 1	3- 2				
0- 2	0- 0	0- 1	HOME	0- 0	0- 1	0- 0				
2- 4	0- 0	0- 1	AWAY	0- 1	0- 0	2- 2				
1- 0	0- 0	0- 0	NEUTRAL	0- 0	0- 0	1- 0				
1- 2	0- 0	0- 0	CONFERENCE	0- 1	0- 0	1- 1				
0- 0	0- 0	0- 0	HOME	0- 0	0- 0	0- 0				
1- 2	0- 0	0- 0	AWAY	0- 1	0- 0	1- 1				
0- 0	0- 0	0- 0	NEUTRAL	0- 0	0- 0	0- 0				

RPI 1-25			RPI 26-50			RPI 51-100			RPI 101+			Team's RPI: 296
RPI	S	Opponent	Score	RPI	S	Opponent	Score	RPI	S	Opponent	Score	
				42	H	Central Mich.	47 65	70	A	IUPUI	41 76	128 H Bradley 58 74
				50	A	Michigan	64 79	88	A	Michigan St.	56 76	255 A Niagara 63 77
												270 A St. Bonaventure 66 80
												319 A Detroit Mercy 71 57
												322 A FIU 58 49
												325 N Jacksonville St. 61 55
												328 A UIC 64 70
												345 A Chicago St. 98 70
LAST 10 Division I												
328	A	UIC	64 70	70	A	IUPUI	41 76					
325	N	Jacksonville St.	61 55	319	A	Detroit Mercy	71 57					
322	A	FIU	58 49	42	H	Central Mich.	47 65					
255	A	Niagara	63 77	270	A	St. Bonaventure	66 80					
88	A	Michigan St.	56 76	50	A	Michigan	64 79					

Non-Div I Games: Lourdes 72 53 Concordia (MI) 76 42

Oakland

Loss, Non-Conf, S Site, H Home A Away N Neutral

Average RPI Win:	195	WON-LOST	WINNING	LAST 10	STRENGTH OF	OPP. STRENGTH	TEAM	ADJ.	CONF.	ADJ CONF.
Average RPI Loss:	82	RECORD	PCT. RANK	GAMES	SCHEDULE	OF SCHEDULE	RPI	RPI	RPI	RPI
DIV. I ONLY	8- 4	85	7-3	235	36	101	101	10	10	
DIV. I NON-CONF.	7- 4	100	6-3	220	44	102	102	10	10	
TOTALS	RPI 1-25	RPI 26-50	W-L RECORDS	RPI 51-100	RPI 101-150	RPI 150+				
8- 4	1- 1	0- 0	OVERALL	1- 2	0- 0	6- 1				
5- 0	0- 0	0- 0	HOME	1- 0	0- 0	4- 0				
2- 3	1- 1	0- 0	AWAY	0- 2	0- 0	1- 0				
1- 1	0- 0	0- 0	NEUTRAL	0- 0	0- 0	1- 1				
7- 4	1- 1	0- 0	NON-CONFERENCE	1- 2	0- 0	5- 1				
4- 0	0- 0	0- 0	HOME	1- 0	0- 0	3- 0				
2- 3	1- 1	0- 0	AWAY	0- 2	0- 0	1- 0				
1- 1	0- 0	0- 0	NEUTRAL	0- 0	0- 0	1- 1				
1- 0	0- 0	0- 0	CONFERENCE	0- 0	0- 0	1- 0				
1- 0	0- 0	0- 0	HOME	0- 0	0- 0	1- 0				
0- 0	0- 0	0- 0	AWAY	0- 0	0- 0	0- 0				
0- 0	0- 0	0- 0	NEUTRAL	0- 0	0- 0	0- 0				

RPI 1-25				RPI 26-50				RPI 51-100				RPI 101+				Team's RPI: 101
RPI	S	Opponent	Score	RPI	S	Opponent	Score	RPI	S	Opponent	Score	RPI	S	Opponent	Score	
20	A	TCU	72 79					63	A	Syracuse	54 66	151	N	Butler	55 60	
21	A	Ohio St.	74 68					70	H	IUPUI	70 64	156	H	American	81 69	
								94	A	Texas	60 73	158	H	Northern Ill.	87 67	
												213	A	Chattanooga	70 58	
												287	N	Pittsburgh	72 50	
												303	H	Marshall	67 51	
												349	H	Incarnate Word	78 41	
LAST 10 Division I																
158	H	Northern Ill.	87 67	213	A	Chattanooga	70 58									
287	N	Pittsburgh	72 50	94	A	Texas	60 73									
349	H	Incarnate Word	78 41	20	A	TCU	72 79									
21	A	Ohio St.	74 68	70	H	IUPUI	70 64									
303	H	Marshall	67 51	151	N	Butler	55 60									

Non-Div I Games:

Ohio

Average RPI Win:	139	WON-LOST	WINNING	LAST 10	STRENGTH OF	OPP. STRENGTH	TEAM	ADJ.	CONF.	ADJ CONF.
Average RPI Loss:	31	RECORD	PCT. RANK	GAMES	SCHEDULE	OF SCHEDULE	RPI	RPI	RPI	RPI
DIV. I ONLY	8- 5	112	6-4	3	91	21	21	2	2	
DIV. I NON-CONF.	7- 4	100	5-3	4	124	18	18	3	3	
TOTALS	RPI 1-25	RPI 26-50	W-L RECORDS	RPI 51-100	RPI 101-150	RPI 150+				
8- 5	1- 3	2- 1	OVERALL	1- 0	0- 1	4- 0				
2- 3	1- 2	0- 0	HOME	0- 0	0- 1	1- 0				
4- 1	0- 1	1- 0	AWAY	1- 0	0- 0	2- 0				
2- 1	0- 0	1- 1	NEUTRAL	0- 0	0- 0	1- 0				
7- 4	1- 2	1- 1	NON-CONFERENCE	1- 0	0- 1	4- 0				
2- 2	1- 1	0- 0	HOME	0- 0	0- 1	1- 0				
3- 1	0- 1	0- 0	AWAY	1- 0	0- 0	2- 0				
2- 1	0- 0	1- 1	NEUTRAL	0- 0	0- 0	1- 0				
1- 1	0- 1	1- 0	CONFERENCE	0- 0	0- 0	0- 0				
0- 1	0- 1	0- 0	HOME	0- 0	0- 0	0- 0				
1- 0	0- 0	1- 0	AWAY	0- 0	0- 0	0- 0				
0- 0	0- 0	0- 0	NEUTRAL	0- 0	0- 0	0- 0				

RPI 1-25				Team's RPI: 21		RPI 26-50				RPI 51-100				RPI 101+					
RPI	S	Opponent	Score		RPI	S	Opponent	Score		RPI	S	Opponent	Score		RPI	S	Opponent	Score	
1	H	UConn	62	73	31	N	South Dakota	53	68	87	A	Kent St.	75	65	101	H	Ohio	68	74
3	H	Louisville	67	60	41	N	UNI	64	46						161	N	Valparaiso	89	38
5	A	Stanford	52	71	46	A	Minnesota	66	63						167	A	Cincinnati	78	73
19	H	Purdue	50	66											257	H	Radford	70	57
															348	A	Sacramento St.	104	74
LAST 10 Division I																			
					46	A	Minnesota	66	63	19	H	Purdue	50	66					
					41	N	UNI	64	46	348	A	Sacramento St.	104	74					
					31	N	South Dakota	53	68	5	A	Stanford	52	71					
					1	H	UConn	62	73	257	H	Radford	70	57					
					87	A	Kent St.	75	65	3	H	Louisville	67	60					

Non-Div I Games:

Ohio St.

Average RPI Win:	129	WON-LOST	WINNING	LAST 10	STRENGTH OF	OPP. STRENGTH	TEAM	ADJ.	CONF.	ADJ CONF.
Average RPI Loss:	58	RECORD	PCT. RANK	GAMES	SCHEDULE	OF SCHEDULE	RPI	RPI	RPI	RPI
DIV. I ONLY	7- 6	150	5-5	4	80	55	55	5	5	
DIV. I NON-CONF.	7- 5	130	5-4	6	69	45	45	5	5	
TOTALS	RPI 1-25	RPI 26-50	W-L RECORDS	RPI 51-100	RPI 101-150	RPI 150+				
7- 6	1- 2	1- 1	OVERALL	1- 1	1- 2	3- 0				
7- 2	1- 1	1- 1	HOME	1- 0	1- 0	3- 0				
0- 3	0- 0	0- 0	AWAY	0- 1	0- 2	0- 0				
0- 1	0- 1	0- 0	NEUTRAL	0- 0	0- 0	0- 0				
7- 5	1- 2	1- 0	NON-CONFERENCE	1- 1	1- 2	3- 0				
7- 1	1- 1	1- 0	HOME	1- 0	1- 0	3- 0				
0- 3	0- 0	0- 0	AWAY	0- 1	0- 2	0- 0				
0- 1	0- 1	0- 0	NEUTRAL	0- 0	0- 0	0- 0				
0- 1	0- 0	0- 1	CONFERENCE	0- 0	0- 0	0- 0				
0- 1	0- 0	0- 1	HOME	0- 0	0- 0	0- 0				
0- 0	0- 0	0- 0	AWAY	0- 0	0- 0	0- 0				
0- 0	0- 0	0- 0	NEUTRAL	0- 0	0- 0	0- 0				

RPI 1-25				RPI 26-50				RPI 51-100				Team's RPI: 55	RPI 101+			
RPI	S	Opponent	Score	RPI	S	Opponent	Score	RPI	S	Opponent	Score		RPI	S	Opponent	Score
1	N	UConn	53 97	32	H	LSU	90 68	57	A	Western Ky.	63 74		120	H	UAB	82 75
2	H	Missouri St.	90 96	37	H	Baylor	56 77	77	H	Abilene Christian	78 65		123	A	Houston	69 85
25	H	Drake	93 84										127	A	Wichita St.	83 88
													175	H	SFA	75 62
													192	H	Sam Houston St.	95 71
													280	H	Prairie View	94 48
LAST 10 Division I																
37	H	Baylor	56 77	1	N	UConn	53 97									
127	A	Wichita St.	83 88	25	H	Drake	93 84									
77	H	Abilene Christian	78 65	192	H	Sam Houston St.	95 71									
123	A	Houston	69 85	32	H	LSU	90 68									
175	H	SFA	75 62	57	A	Western Ky.	63 74									

Non-Div I Games:

Oklahoma

■ Loss,
 ■ Non-Conf, S Site,
 ■ Home
 ■ Away
 N Neutral

Average RPI Win:	173	WON-LOST	WINNING	LAST 10	STRENGTH OF	OPP. STRENGTH	TEAM	ADJ.	CONF.	ADJ CONF.
Average RPI Loss:	8	RECORD	PCT. RANK	GAMES	SCHEDULE	OF SCHEDULE	RPI	RPI	RPI	RPI
DIV. I ONLY	10- 3	51	7-3	37	70	30	30	5	5	
DIV. I NON-CONF.	9- 3	64	6-3	73	49	42	42	5	5	
TOTALS	RPI 1-25	RPI 26-50	W-L RECORDS	RPI 51-100	RPI 101-150	RPI 150+				
10- 3	0- 3	1- 0	OVERALL	1- 0	2- 0	6- 0				
8- 0	0- 0	1- 0	HOME	1- 0	1- 0	5- 0				
1- 1	0- 1	0- 0	AWAY	0- 0	0- 0	1- 0				
1- 2	0- 2	0- 0	NEUTRAL	0- 0	1- 0	0- 0				
9- 3	0- 3	0- 0	NON-CONFERENCE	1- 0	2- 0	6- 0				
7- 0	0- 0	0- 0	HOME	1- 0	1- 0	5- 0				
1- 1	0- 1	0- 0	AWAY	0- 0	0- 0	1- 0				
1- 2	0- 2	0- 0	NEUTRAL	0- 0	1- 0	0- 0				
1- 0	0- 0	1- 0	CONFERENCE	0- 0	0- 0	0- 0				
1- 0	0- 0	1- 0	HOME	0- 0	0- 0	0- 0				
0- 0	0- 0	0- 0	AWAY	0- 0	0- 0	0- 0				
0- 0	0- 0	0- 0	NEUTRAL	0- 0	0- 0	0- 0				

RPI 1-25				RPI 26-50				Team's RPI: 30				RPI 51-100				RPI 101+			
RPI	S	Opponent	Score	RPI	S	Opponent	Score	RPI	S	Opponent	Score	RPI	S	Opponent	Score	RPI	S	Opponent	Score
3	N	Louisville	48 69	43	H	Kansas	67 49	98	H	Duquesne	84 41	113	N	UT Arlington	60 47				
7	A	Texas A&M	62 74									134	H	Idaho	62 47				
14	N	Oregon	72 89									176	H	Rice	69 38				
												182	H	Lamar University	74 53				
												212	A	Tulsa	78 48				
												250	H	Southern U.	72 59				
												254	H	Oral Roberts	78 44				
												269	H	Idaho St.	70 52				
LAST 10 Division I																			
				43	H	Kansas	67 49	98	H	Duquesne	84 41								
				3	N	Louisville	48 69	254	H	Oral Roberts	78 44								
				14	N	Oregon	72 89	250	H	Southern U.	72 59								
				176	H	Rice	69 38	7	A	Texas A&M	62 74								
				269	H	Idaho St.	70 52	113	N	UT Arlington	60 47								

Non-Div I Games:

Oklahoma St.

■ Loss,
■ Non-Conf,
■ S Site,
■ H Home
■ A Away
N Neutral

Old Dominion

Through Games Of Jan. 4, 2020

Average RPI Win:	182	WON-LOST	WINNING	LAST 10	STRENGTH OF	OPP. STRENGTH	TEAM	ADJ.	CONF.	ADJ CONF.
Average RPI Loss:	110	RECORD	PCT. RANK	GAMES	SCHEDULE	OF SCHEDULE	RPI	RPI	RPI	RPI
DIV. I ONLY	11- 3	46	8-2	183	95	52	52	13	13	
DIV. I NON-CONF.	10- 2	31	7-1	223	139	58	58	16	16	
TOTALS	RPI 1-25	RPI 26-50	W-L RECORDS	RPI 51-100	RPI 101-150	RPI 150+				
11- 3	0- 0	0- 1	OVERALL	1- 0	4- 1	6- 1				
6- 0	0- 0	0- 0	HOME	0- 0	1- 0	5- 0				
4- 3	0- 0	0- 1	AWAY	1- 0	2- 1	1- 1				
1- 0	0- 0	0- 0	NEUTRAL	0- 0	1- 0	0- 0				
10- 2	0- 0	0- 1	NON-CONFERENCE	0- 0	4- 0	6- 1				
6- 0	0- 0	0- 0	HOME	0- 0	1- 0	5- 0				
3- 2	0- 0	0- 1	AWAY	0- 0	2- 0	1- 1				
1- 0	0- 0	0- 0	NEUTRAL	0- 0	1- 0	0- 0				
1- 1	0- 0	0- 0	CONFERENCE	1- 0	0- 1	0- 0				
0- 0	0- 0	0- 0	HOME	0- 0	0- 0	0- 0				
1- 1	0- 0	0- 0	AWAY	1- 0	0- 1	0- 0				
0- 0	0- 0	0- 0	NEUTRAL	0- 0	0- 0	0- 0				

RPI S	Opponent	Score	RPI S	Opponent	Score	RPI S	Opponent	Score	RPI S	Opponent	Score
			33 A	Virginia	53 56	53 A	Middle Tenn.	67 56	103 H	Richmond	73 51
									107 A	Auburn	89 77
									120 A	UAB	65 76
									134 N	Idaho	67 55
									136 A	William & Mary	69 58
									153 H	Hampton	75 38
									177 A	VCU	49 62
									216 H	Mt. St. Mary's	85 34
									219 H	Campbell	59 44
									262 H	Winthrop	68 44
									293 H	UMES	48 39
									326 A	Cal Poly	61 55
LAST 10 Division I											
120 A	UAB	65 76	53 A	Middle Tenn.	67 56	216 H	Mt. St. Mary's	85 34	153 H	Hampton	75 38
293 H	UMES	48 39	103 H	Richmond	73 51	177 A	VCU	49 62			
136 A	William & Mary	69 58									
134 N	Idaho	67 55									
326 A	Cal Poly	61 55									

Non-Div I Games:

Old Dominion

Loss, Non-Conf, S Site, H Home A Away N Neutral

Average RPI Win:	285	WON-LOST	WINNING	LAST 10	STRENGTH OF	OPP. STRENGTH	TEAM	ADJ.	CONF.	ADJ CONF.
Average RPI Loss:	163	RECORD	PCT. RANK	GAMES	SCHEDULE	OF SCHEDULE	RPI	RPI	RPI	RPI
DIV. I ONLY	7- 7	169	5-5	259	340	286	286	4	4	
DIV. I NON-CONF.	7- 6	160	5-4	287	346	292	292	4	4	
TOTALS	RPI 1-25	RPI 26-50	W-L RECORDS	RPI 51-100	RPI 101-150	RPI 150+				
7- 7	0- 0	0- 0	OVERALL	0- 1	0- 2	7- 4				
6- 4	0- 0	0- 0	HOME	0- 1	0- 2	6- 1				
0- 2	0- 0	0- 0	AWAY	0- 0	0- 0	0- 2				
1- 1	0- 0	0- 0	NEUTRAL	0- 0	0- 0	1- 1				
7- 6	0- 0	0- 0	NON-CONFERENCE	0- 0	0- 2	7- 4				
6- 3	0- 0	0- 0	HOME	0- 0	0- 2	6- 1				
0- 2	0- 0	0- 0	AWAY	0- 0	0- 0	0- 2				
1- 1	0- 0	0- 0	NEUTRAL	0- 0	0- 0	1- 1				
0- 1	0- 0	0- 0	CONFERENCE	0- 1	0- 0	0- 0				
0- 1	0- 0	0- 0	HOME	0- 1	0- 0	0- 0				
0- 0	0- 0	0- 0	AWAY	0- 0	0- 0	0- 0				
0- 0	0- 0	0- 0	NEUTRAL	0- 0	0- 0	0- 0				

RPI S	Opponent	Score	RPI S	Opponent	Score	RPI S	Opponent	Score	RPI S	Opponent	Score	Team's RPI: 286
						58	H Georgia	51 58	109	H New Orleans	64 69	
									132	H Southeast Mo. St.	53 70	
									166	A Southern Miss.	53 59	
									185	H Louisiana	42 53	
									192	H Sam Houston St.	75 69	
									206	A Texas Tech	48 84	
									209	H Louisiana Tech	76 53	
									276	H Ga. Southern	69 66	
									287	N Pittsburgh	50 58	
									306	H Alabama St.	93 66	
									313	N Alcorn	73 55	
									346	H Mississippi Val.	72 53	
									351	H La.-Monroe	66 42	
LAST 10 Division I												
58	H Georgia	51 58	306	H Alabama St.	93 66							
287	N Pittsburgh	50 58	185	H Louisiana	42 53							
313	N Alcorn	73 55	276	H Ga. Southern	69 66							
192	H Sam Houston St.	75 69	132	H Southeast Mo. St.	53 70							
209	H Louisiana Tech	76 53	206	A Texas Tech	48 84							

Non-Div I Games:

Ole Miss

Average RPI Win:	287	WON-LOST	WINNING	LAST 10	STRENGTH OF	OPP. STRENGTH	TEAM	ADJ.	CONF.	ADJ CONF.
Average RPI Loss:	138	RECORD	PCT. RANK	GAMES	SCHEDULE	OF SCHEDULE	RPI	RPI	RPI	RPI
DIV. I ONLY	4- 9	260	4-6	176	264	284	284	17	17	
DIV. I NON-CONF.	3- 8	268	3-5	162	297	289	289	17	17	
TOTALS	RPI 1-25	RPI 26-50	W-L RECORDS	RPI 51-100	RPI 101-150	RPI 150+				
4- 9	0- 1	0- 2	OVERALL	0- 1	0- 0	4- 5				
3- 4	0- 1	0- 1	HOME	0- 1	0- 0	3- 1				
0- 4	0- 0	0- 1	AWAY	0- 0	0- 0	0- 3				
1- 1	0- 0	0- 0	NEUTRAL	0- 0	0- 0	1- 1				
3- 8	0- 1	0- 2	NON-CONFERENCE	0- 0	0- 0	3- 5				
2- 3	0- 1	0- 1	HOME	0- 0	0- 0	2- 1				
0- 4	0- 0	0- 1	AWAY	0- 0	0- 0	0- 3				
1- 1	0- 0	0- 0	NEUTRAL	0- 0	0- 0	1- 1				
1- 1	0- 0	0- 0	CONFERENCE	0- 1	0- 0	1- 0				
1- 1	0- 0	0- 0	HOME	0- 1	0- 0	1- 0				
0- 0	0- 0	0- 0	AWAY	0- 0	0- 0	0- 0				
0- 0	0- 0	0- 0	NEUTRAL	0- 0	0- 0	0- 0				

RPI 1-25				RPI 26-50				RPI 51-100				RPI 101+ Team's RPI: 284			
RPI	S	Opponent	Score	RPI	S	Opponent	Score	RPI	S	Opponent	Score	RPI	S	Opponent	Score
13	H	Creighton	54 67	41	H	UNI	45 81	99	H	South Dakota St.	51 68	170	H	Cleveland St.	66 79
				43	A	Kansas	48 63					177	N	VCU	66 74
												200	A	Kansas St.	48 73
												217	A	Northern Ky.	40 57
												244	H	UMKC	57 53
												254	H	Oral Roberts	60 54
												282	A	Eastern Ill.	52 65
												302	H	Morgan St.	70 64
												346	N	Mississippi Val.	78 70
LAST 10 Division I															
254	H	Oral Roberts	60 54	99	H	South Dakota St.	51 68	170	H	Cleveland St.	66 79	41	H	UNI	45 81
346	N	Mississippi Val.	78 70	170	H	Cleveland St.	66 79	282	A	Eastern Ill.	52 65	244	H	UMKC	57 53
177	N	VCU	66 74	41	H	UNI	45 81								
217	A	Northern Ky.	40 57												
302	H	Morgan St.	70 64												

Non-Div I Games: Peru St. 92 58 Graceland (IA) 85 46

Omaha

Loss, Non-Conf, S Site, H Home A Away N Neutral

Oral Roberts

Through Games Of Jan. 4, 2020

Average RPI Win:	199	WON-LOST	WINNING	LAST 10	STRENGTH OF	OPP. STRENGTH	TEAM	ADJ.	CONF.	ADJ CONF.
Average RPI Loss:	157	RECORD	PCT. RANK	GAMES	SCHEDULE	OF SCHEDULE	RPI	RPI	RPI	RPI
DIV. I ONLY	3- 10	291	1-9	102	242	254	254	17	17	
DIV. I NON-CONF.	3- 8	268	1-7	81	259	234	234	17	17	
TOTALS	RPI 1-25	RPI 26-50	W-L RECORDS	RPI 51-100	RPI 101-150	RPI 150+				
3- 10	0- 0	0- 2	OVERALL	0- 2	1- 0	2- 6				
3- 1	0- 0	0- 0	HOME	0- 0	1- 0	2- 1				
0- 9	0- 0	0- 2	AWAY	0- 2	0- 0	0- 5				
0- 0	0- 0	0- 0	NEUTRAL	0- 0	0- 0	0- 0				
3- 8	0- 0	0- 2	NON-CONFERENCE	0- 1	1- 0	2- 5				
3- 1	0- 0	0- 0	HOME	0- 0	1- 0	2- 1				
0- 7	0- 0	0- 2	AWAY	0- 1	0- 0	0- 4				
0- 0	0- 0	0- 0	NEUTRAL	0- 0	0- 0	0- 0				
0- 2	0- 0	0- 0	CONFERENCE	0- 1	0- 0	0- 1				
0- 0	0- 0	0- 0	HOME	0- 0	0- 0	0- 0				
0- 2	0- 0	0- 0	AWAY	0- 1	0- 0	0- 1				
0- 0	0- 0	0- 0	NEUTRAL	0- 0	0- 0	0- 0				

RPI 1-25				RPI 26-50				RPI 51-100				RPI 101+				Team's RPI: 254
RPI	S	Opponent	Score	RPI	S	Opponent	Score	RPI	S	Opponent	Score	RPI	S	Opponent	Score	
				30	A	Oklahoma St.	44 78	68	A	Nebraska	67 77	127	H	Wichita St.	79 66	
				49	A	Arkansas	64 96	99	A	South Dakota St.	44 58	163	A	Southern Utah	58 72	
												178	A	Utah	58 78	
												192	H	Sam Houston St.	64 41	
												200	A	Kansas St.	69 109	
												212	A	Tulsa	65 67	
												279	H	Texas St.	63 57	
												284	A	Omaha	54 60	
												288	H	Houston Baptist	73 74	
LAST 10 Division I																
				284	A	Omaha	54 60	99	A	South Dakota St.	44 58					
				192	H	Sam Houston St.	64 41	30	A	Oklahoma St.	44 78					
				288	H	Houston Baptist	73 74	68	A	Nebraska	67 77					
				212	A	Tulsa	65 67	178	A	Utah	58 78					
				200	A	Kansas St.	69 109	163	A	Southern Utah	58 72					

Non-Div I Games: Rogers St. 80 40 Cent. Christian (KS114 60

Oral Roberts

Loss, Non-Conf, S Site, H Home A Away N Neutral

Oregon

Through Games Of Jan. 4, 2020

Average RPI Win:	140	WON-LOST	WINNING	LAST 10	STRENGTH OF	OPP. STRENGTH	TEAM	ADJ.	CONF.	ADJ CONF.
Average RPI Loss:	3	RECORD	PCT. RANK	GAMES	SCHEDULE	OF SCHEDULE	RPI	RPI	RPI	RPI
DIV. I ONLY	11- 1	16	9-1	40	51	14	14	1	1	
DIV. I NON-CONF.	10- 1	19	8-1	85	39	16	16	1	1	
TOTALS	RPI 1-25	RPI 26-50	W-L RECORDS	RPI 51-100	RPI 101-150	RPI 150+				
11- 1	0- 1	2- 0	OVERALL	3- 0	1- 0	5- 0				
7- 0	0- 0	1- 0	HOME	2- 0	0- 0	4- 0				
2- 0	0- 0	0- 0	AWAY	1- 0	0- 0	1- 0				
2- 1	0- 1	1- 0	NEUTRAL	0- 0	1- 0	0- 0				
10- 1	0- 1	1- 0	NON-CONFERENCE	3- 0	1- 0	5- 0				
6- 0	0- 0	0- 0	HOME	2- 0	0- 0	4- 0				
2- 0	0- 0	0- 0	AWAY	1- 0	0- 0	1- 0				
2- 1	0- 1	1- 0	NEUTRAL	0- 0	1- 0	0- 0				
1- 0	0- 0	1- 0	CONFERENCE	0- 0	0- 0	0- 0				
1- 0	0- 0	1- 0	HOME	0- 0	0- 0	0- 0				
0- 0	0- 0	0- 0	AWAY	0- 0	0- 0	0- 0				
0- 0	0- 0	0- 0	NEUTRAL	0- 0	0- 0	0- 0				

RPI 1-25				RPI 26-50				RPI 51-100				RPI 101+			
RPI	S	Opponent	Score	RPI	S	Opponent	Score	RPI	S	Opponent	Score	RPI	S	Opponent	Score
3	N	Louisville	62 72	30	N	Oklahoma St.	89 72	63	A	Syracuse	81 64	113	N	UT Arlington	91 54
				34	H	Colorado	104 46	69	H	Texas Southern	99 63	191	H	Northeastern	89 47
								99	H	South Dakota St.	95 56	200	H	Kansas St.	89 51
												236	H	UC Riverside	84 41
												247	A	Long Beach St.	81 45
												261	H	Utah St.	109 52
LAST 10 Division I															
				34	H	Colorado	104 46	200	H	Kansas St.	89 51				
				113	N	UT Arlington	91 54	236	H	UC Riverside	84 41				
				63	A	Syracuse	81 64	247	A	Long Beach St.	81 45				
				30	N	Oklahoma St.	89 72	99	H	South Dakota St.	95 56				
				69	H	Texas Southern	99 63	3	N	Louisville	62 72				

Non-Div I Games: Corban 125 42

Oregon

Loss, Non-Conf, S Site, H Home A Away N Neutral

Average RPI Win:	132	WON-LOST	WINNING	LAST 10	STRENGTH OF	OPP. STRENGTH	TEAM	ADJ.	CONF.	ADJ CONF.
Average RPI Loss:	0	RECORD	PCT. RANK	GAMES	SCHEDULE	OF SCHEDULE	RPI	RPI	RPI	RPI
DIV. I ONLY	13- 0	1	10-0	48	28	6	6	1	1	
DIV. I NON-CONF.	12- 0	1	9-0	51	20	6	6	1	1	
TOTALS	RPI 1-25	RPI 26-50	W-L RECORDS	RPI 51-100	RPI 101-150	RPI 150+				
13- 0	2- 0	1- 0	OVERALL	2- 0	3- 0	5- 0				
9- 0	2- 0	0- 0	HOME	2- 0	1- 0	4- 0				
1- 0	0- 0	1- 0	AWAY	0- 0	0- 0	0- 0				
3- 0	0- 0	0- 0	NEUTRAL	0- 0	2- 0	1- 0				
12- 0	2- 0	1- 0	NON-CONFERENCE	2- 0	3- 0	4- 0				
8- 0	2- 0	0- 0	HOME	2- 0	1- 0	3- 0				
1- 0	0- 0	1- 0	AWAY	0- 0	0- 0	0- 0				
3- 0	0- 0	0- 0	NEUTRAL	0- 0	2- 0	1- 0				
1- 0	0- 0	0- 0	CONFERENCE	0- 0	0- 0	1- 0				
1- 0	0- 0	0- 0	HOME	0- 0	0- 0	1- 0				
0- 0	0- 0	0- 0	AWAY	0- 0	0- 0	0- 0				
0- 0	0- 0	0- 0	NEUTRAL	0- 0	0- 0	0- 0				

RPI 1-25				Team's RPI: 6		RPI 26-50				RPI 51-100				RPI 101+					
RPI	S	Opponent	Score		RPI	S	Opponent	Score		RPI	S	Opponent	Score		RPI	S	Opponent	Score	
2	H	Missouri St.	80	69	27	A	Miami (FL)	75	53	89	H	CSU Bakersfield	69	50	112	N	Liberty	68	55
11	H	DePaul	98	77						96	H	Pacific	69	57	138	N	BYU	65	34
															148	H	Hawaii	64	32
															163	H	Southern Utah	95	45
															178	H	Utah	77	48
															248	N	Northern Ariz.	91	57
															249	H	UC Irvine	86	57
															261	H	Utah St.	75	46

Average RPI Win:	240	WON-LOST	WINNING	LAST 10	STRENGTH OF	OPP. STRENGTH	TEAM	ADJ.	CONF.	ADJ CONF.
Average RPI Loss:	78	RECORD	PCT. RANK	GAMES	SCHEDULE	OF SCHEDULE	RPI	RPI	RPI	RPI
DIV. I ONLY	10- 5	85	6-4	216	100	96	96	11	11	
DIV. I NON-CONF.	7- 4	100	3-3	181	93	89	89	11	11	
TOTALS	RPI 1-25	RPI 26-50	W-L RECORDS	RPI 51-100	RPI 101-150	RPI 150+				
10- 5	0- 2	0- 0	OVERALL	1- 2	0- 0	9- 1				
6- 0	0- 0	0- 0	HOME	0- 0	0- 0	6- 0				
3- 4	0- 2	0- 0	AWAY	1- 2	0- 0	2- 0				
1- 1	0- 0	0- 0	NEUTRAL	0- 0	0- 0	1- 1				
7- 4	0- 2	0- 0	NON-CONFERENCE	1- 1	0- 0	6- 1				
4- 0	0- 0	0- 0	HOME	0- 0	0- 0	4- 0				
2- 3	0- 2	0- 0	AWAY	1- 1	0- 0	1- 0				
1- 1	0- 0	0- 0	NEUTRAL	0- 0	0- 0	1- 1				
3- 1	0- 0	0- 0	CONFERENCE	0- 1	0- 0	3- 0				
2- 0	0- 0	0- 0	HOME	0- 0	0- 0	2- 0				
1- 1	0- 0	0- 0	AWAY	0- 1	0- 0	1- 0				
0- 0	0- 0	0- 0	NEUTRAL	0- 0	0- 0	0- 0				

RPI 1-25				RPI 26-50				RPI 51-100 Team's RPI: 96				RPI 101+			
RPI	S	Opponent	Score	RPI	S	Opponent	Score	RPI	S	Opponent	Score	RPI	S	Opponent	Score
6	A	Oregon St.	57 69					78	A	Drexel	58 51	181	A	San Francisco	84 61
9	A	UCLA	57 68					89	A	CSU Bakersfield	70 80	194	N	Toledo	65 66
								93	A	Santa Clara	65 75	207	H	SMU	77 49
												244	H	UMKC	89 60
												263	H	Pepperdine	64 63
												273	A	UC Santa Barbara	63 53
												278	H	Indiana St.	83 66
												283	H	LMU (CA)	76 67
												285	N	St. Francis Brooklyn	71 62
												305	H	Weber St.	76 53
LAST 10 Division I															
263	H	Pepperdine	64 63	283	H	LMU (CA)	76 67								
9	A	UCLA	57 68	181	A	San Francisco	84 61								
89	A	CSU Bakersfield	70 80	93	A	Santa Clara	65 75								
273	A	UC Santa Barbara	63 53	194	N	Toledo	65 66								
207	H	SMU	77 49	285	N	St. Francis Brooklyn	71 62								

Non-Div I Games:

Pacific

■ Loss,
■ Non-Conf,
■ S Site,
■ H Home
■ A Away
N Neutral

Average RPI Win:	206	WON-LOST	WINNING	LAST 10	STRENGTH OF	OPP. STRENGTH	TEAM	ADJ.	CONF.	ADJ CONF.
Average RPI Loss:	39	RECORD	PCT. RANK	GAMES	SCHEDULE	OF SCHEDULE	RPI	RPI	RPI	RPI
DIV. I ONLY	9- 1	21	9-1	332	10	85	85	9	9	
DIV. I NON-CONF.	9- 1	27	9-1	335	13	84	84	9	9	
TOTALS	RPI 1-25	RPI 26-50	W-L RECORDS	RPI 51-100	RPI 101-150	RPI 150+				
9- 1	0- 0	0- 1	OVERALL	1- 0	2- 0	6- 0				
5- 0	0- 0	0- 0	HOME	1- 0	0- 0	4- 0				
4- 1	0- 0	0- 1	AWAY	0- 0	2- 0	2- 0				
0- 0	0- 0	0- 0	NEUTRAL	0- 0	0- 0	0- 0				
9- 1	0- 0	0- 1	NON-CONFERENCE	1- 0	2- 0	6- 0				
5- 0	0- 0	0- 0	HOME	1- 0	0- 0	4- 0				
4- 1	0- 0	0- 1	AWAY	0- 0	2- 0	2- 0				
0- 0	0- 0	0- 0	NEUTRAL	0- 0	0- 0	0- 0				
0- 0	0- 0	0- 0	CONFERENCE	0- 0	0- 0	0- 0				
0- 0	0- 0	0- 0	HOME	0- 0	0- 0	0- 0				
0- 0	0- 0	0- 0	AWAY	0- 0	0- 0	0- 0				
0- 0	0- 0	0- 0	NEUTRAL	0- 0	0- 0	0- 0				

RPI 1-25			RPI 26-50			RPI 51-100			Team's RPI: 85	RPI 101+		
RPI	S	Opponent	Score	RPI	S	Opponent	Score	RPI	S	Opponent	Score	
39	A	Duke	50 66	78	H	Drexel	53 49	117	A	Saint Joseph's	55 45	
								148	A	Hawaii	70 55	
								168	H	Iona	74 42	
								189	H	Stetson	81 41	
								193	A	La Salle	65 49	
								307	H	Siena	92 44	
								312	A	NJIT	85 51	
								339	H	Hartford	74 46	
LAST 10 Division I												
148	A	Hawaii	70 55	78	H	Drexel	53 49					
117	A	Saint Joseph's	55 45	189	H	Stetson	81 41					
168	H	Iona	74 42	193	A	La Salle	65 49					
312	A	NJIT	85 51	339	H	Hartford	74 46					
307	H	Siena	92 44	39	A	Duke	50 66					

Non-Div I Games: Chaminade 90 39

Penn

Average RPI Win:	232	WON-LOST	WINNING	LAST 10	STRENGTH OF	OPP. STRENGTH	TEAM	ADJ.	CONF.	ADJ CONF.
Average RPI Loss:	121	RECORD	PCT. RANK	GAMES	SCHEDULE	OF SCHEDULE	RPI	RPI	RPI	RPI
DIV. I ONLY	6- 8	208	4-6	127	190	201	201	2	2	
DIV. I NON-CONF.	6- 5	151	4-3	217	230	214	214	3	3	
TOTALS	RPI 1-25	RPI 26-50	W-L RECORDS	RPI 51-100	RPI 101-150	RPI 150+				
6- 8	0- 1	0- 2	OVERALL	0- 0	1- 2	5- 3				
4- 4	0- 0	0- 1	HOME	0- 0	1- 1	3- 2				
1- 3	0- 1	0- 1	AWAY	0- 0	0- 1	1- 0				
1- 1	0- 0	0- 0	NEUTRAL	0- 0	0- 0	1- 1				
6- 5	0- 1	0- 0	NON-CONFERENCE	0- 0	1- 1	5- 3				
4- 3	0- 0	0- 0	HOME	0- 0	1- 1	3- 2				
1- 1	0- 1	0- 0	AWAY	0- 0	0- 0	1- 0				
1- 1	0- 0	0- 0	NEUTRAL	0- 0	0- 0	1- 1				
0- 3	0- 0	0- 2	CONFERENCE	0- 0	0- 1	0- 0				
0- 1	0- 0	0- 1	HOME	0- 0	0- 0	0- 0				
0- 2	0- 0	0- 1	AWAY	0- 0	0- 1	0- 0				
0- 0	0- 0	0- 0	NEUTRAL	0- 0	0- 0	0- 0				

RPI 1-25				RPI 26-50				RPI 51-100				RPI 101+				Team's RPI: 201
RPI	S	Opponent	Score	RPI	S	Opponent	Score	RPI	S	Opponent	Score	RPI	S	Opponent	Score	
24	A	Princeton	55 72	46	H	Minnesota	74 81					105	A	Wisconsin	65 71	
				50	A	Michigan	48 82					139	H	Fordham	72 59	
												141	H	Rider	70 78	
												159	H	George Mason	68 78	
												173	H	Clemson	68 55	
												193	H	La Salle	67 69	
												227	H	Sacred Heart	88 65	
												247	N	Long Beach St.	56 64	
												251	A	Towson	73 67	
												287	H	Pittsburgh	78 73	
												315	N	N.C. Central	92 68	
LAST 10 Division I																
105	A	Wisconsin	65 71	50	A	Michigan	48 82									
315	N	N.C. Central	92 68	46	H	Minnesota	74 81									
247	N	Long Beach St.	56 64	227	H	Sacred Heart	88 65									
159	H	George Mason	68 78	24	A	Princeton	55 72									
173	H	Clemson	68 55	287	H	Pittsburgh	78 73									

Non-Div I Games:

Penn St.

Pepperdine

Through Games Of Jan. 4, 2020

Average RPI Win:	273	WON-LOST	WINNING	LAST 10	STRENGTH OF	OPP. STRENGTH	TEAM	ADJ.	CONF.	ADJ CONF.
Average RPI Loss:	133	RECORD	PCT. RANK	GAMES	SCHEDULE	OF SCHEDULE	RPI	RPI	RPI	RPI
DIV. I ONLY	5- 7	217	4-6	299	104	263	263	11	11	
DIV. I NON-CONF.	4- 4	163	3-3	343	103	286	286	11	11	
TOTALS	RPI 1-25	RPI 26-50	W-L RECORDS	RPI 51-100	RPI 101-150	RPI 150+				
5- 7	0- 0	0- 0	OVERALL	0- 3	0- 3	5- 1				
3- 3	0- 0	0- 0	HOME	0- 0	0- 2	3- 1				
2- 4	0- 0	0- 0	AWAY	0- 3	0- 1	2- 0				
0- 0	0- 0	0- 0	NEUTRAL	0- 0	0- 0	0- 0				
4- 4	0- 0	0- 0	NON-CONFERENCE	0- 2	0- 1	4- 1				
2- 2	0- 0	0- 0	HOME	0- 0	0- 1	2- 1				
2- 2	0- 0	0- 0	AWAY	0- 2	0- 0	2- 0				
0- 0	0- 0	0- 0	NEUTRAL	0- 0	0- 0	0- 0				
1- 3	0- 0	0- 0	CONFERENCE	0- 1	0- 2	1- 0				
1- 1	0- 0	0- 0	HOME	0- 0	0- 1	1- 0				
0- 2	0- 0	0- 0	AWAY	0- 1	0- 1	0- 0				
0- 0	0- 0	0- 0	NEUTRAL	0- 0	0- 0	0- 0				

RPI S	Opponent	Score	RPI S	Opponent	Score	RPI S	Opponent	Score	RPI S	Opponent	Score	Team's RPI: 263
						85	A Boise St.	74 76	125	A Saint Mary's (CA)	78 85	
						96	A Pacific	63 64	138	H BYU	47 65	
						100	A Washington St.	48 85	148	H Hawaii	51 52	
									199	H San Diego	73 57	
									232	H UC Davis	70 67	
									238	H UNLV	44 69	
									299	A Eastern Wash.	53 52	
									308	A New Mexico St.	72 69	
									326	H Cal Poly	63 53	
LAST 10 Division I												
			96	A Pacific	63 64				125	A Saint Mary's (CA)	78 85	
			238	H UNLV	44 69				138	H BYU	47 65	
			299	A Eastern Wash.	53 52				199	H San Diego	73 57	
			308	A New Mexico St.	72 69				85	A Boise St.	74 76	
			148	H Hawaii	51 52				232	H UC Davis	70 67	

Non-Div I Games: Concordia (CA) 76 57 Cal St. L.A. 79 56

Pepperdine

Loss, Non-Conf, S Site, H Home A Away N Neutral

Average RPI Win:	320	WON-LOST	WINNING	LAST 10	STRENGTH OF	OPP. STRENGTH	TEAM	ADJ.	CONF.	ADJ CONF.
Average RPI Loss:	125	RECORD	PCT. RANK	GAMES	SCHEDULE	OF SCHEDULE	RPI	RPI	RPI	RPI
DIV. I ONLY	3- 10	291	2-8	132	265	287	287	3	3	
DIV. I NON-CONF.	3- 8	268	2-6	168	293	300	300	2	2	
TOTALS	RPI 1-25	RPI 26-50	W-L RECORDS	RPI 51-100	RPI 101-150	RPI 150+				
3- 10	0- 0	0- 1	OVERALL	0- 3	0- 2	3- 4				
2- 5	0- 0	0- 0	HOME	0- 3	0- 0	2- 2				
0- 4	0- 0	0- 1	AWAY	0- 0	0- 1	0- 2				
1- 1	0- 0	0- 0	NEUTRAL	0- 0	0- 1	1- 0				
3- 8	0- 0	0- 1	NON-CONFERENCE	0- 2	0- 1	3- 4				
2- 4	0- 0	0- 0	HOME	0- 2	0- 0	2- 2				
0- 3	0- 0	0- 1	AWAY	0- 0	0- 0	0- 2				
1- 1	0- 0	0- 0	NEUTRAL	0- 0	0- 1	1- 0				
0- 2	0- 0	0- 0	CONFERENCE	0- 1	0- 1	0- 0				
0- 1	0- 0	0- 0	HOME	0- 1	0- 0	0- 0				
0- 1	0- 0	0- 0	AWAY	0- 0	0- 1	0- 0				
0- 0	0- 0	0- 0	NEUTRAL	0- 0	0- 0	0- 0				

RPI S	Opponent	Score	RPI S	Opponent	Score	RPI S	Opponent	Score	RPI S	Opponent	Score	Team's RPI: 287
47	A UCF	58 74	91	H Stony Brook	56 59	101	N Ohio	50 72	106	A North Carolina	62 70	
			92	H Notre Dame	52 60	152	H Miami (OH)	71 80	167	A Cincinnati	53 69	
			98	H Duquesne	62 81	198	H Georgetown	56 66	201	A Penn St.	73 78	
						286	N Ole Miss	58 50	335	H Fairleigh Dickinson	69 60	
						340	H Central Conn. St.	81 73				
LAST 10 Division I												
92	H Notre Dame	52 60	106	A North Carolina	62 70							
286	N Ole Miss	58 50	167	A Cincinnati	53 69							
101	N Ohio	50 72	152	H Miami (OH)	71 80							
98	H Duquesne	62 81	91	H Stony Brook	56 59							
335	H Fairleigh Dickinson	69 60	201	A Penn St.	73 78							

Non-Div I Games:

Pittsburgh

Average RPI Win:	238	WON-LOST	WINNING	LAST 10	STRENGTH OF	OPP. STRENGTH	TEAM	ADJ.	CONF.	ADJ CONF.
Average RPI Loss:	141	RECORD	PCT. RANK	GAMES	SCHEDULE	OF SCHEDULE	RPI	RPI	RPI	RPI
DIV. I ONLY	6- 6	169	4-6	174	231	164	164	11	11	
DIV. I NON-CONF.	5- 4	140	3-4	252	301	206	206	11	11	
TOTALS	RPI 1-25	RPI 26-50	W-L RECORDS	RPI 51-100	RPI 101-150	RPI 150+				
6- 6	0- 1	0- 0	OVERALL	0- 1	2- 1	4- 3				
2- 3	0- 0	0- 0	HOME	0- 1	1- 1	1- 1				
4- 3	0- 1	0- 0	AWAY	0- 0	1- 0	3- 2				
0- 0	0- 0	0- 0	NEUTRAL	0- 0	0- 0	0- 0				
5- 4	0- 0	0- 0	NON-CONFERENCE	0- 1	1- 1	4- 2				
2- 3	0- 0	0- 0	HOME	0- 1	1- 1	1- 1				
3- 1	0- 0	0- 0	AWAY	0- 0	0- 0	3- 1				
0- 0	0- 0	0- 0	NEUTRAL	0- 0	0- 0	0- 0				
1- 2	0- 1	0- 0	CONFERENCE	0- 0	1- 0	0- 1				
0- 0	0- 0	0- 0	HOME	0- 0	0- 0	0- 0				
1- 2	0- 1	0- 0	AWAY	0- 0	1- 0	0- 1				
0- 0	0- 0	0- 0	NEUTRAL	0- 0	0- 0	0- 0				

RPI 1-25				RPI 26-50				RPI 51-100				RPI 101+				Team's RPI: 164
RPI	S	Opponent	Score	RPI	S	Opponent	Score	RPI	S	Opponent	Score	RPI	S	Opponent	Score	
8	A	Gonzaga	57 62					77	H	Abilene Christian	69 76	119	H	Loyola Chicago	64 78	
												135	H	Fresno St.	75 64	
												138	A	BYU	57 48	
												190	H	Portland St.	71 77	
												199	A	San Diego	55 74	
												253	A	CSUN	64 73	
												261	A	Utah St.	70 64	
												265	H	Grand Canyon	73 41	
												305	A	Weber St.	78 59	
												321	A	Air Force	72 56	
LAST 10 Division I																
138	A	BYU	57 48	199	A	San Diego	55 74									
77	H	Abilene Christian	69 76	8	A	Gonzaga	57 62									
321	A	Air Force	72 56	190	H	Portland St.	71 77									
253	A	CSUN	64 73	265	H	Grand Canyon	73 41									
135	H	Fresno St.	75 64	119	H	Loyola Chicago	64 78									

Non-Div I Games: Warner Pacific 78 36 Willamette 82 42

Portland

Loss, Non-Conf, S Site, H Home A Away N Neutral

Average RPI Win:	235	WON-LOST	WINNING	LAST 10	STRENGTH OF	OPP. STRENGTH	TEAM	ADJ.	CONF.	ADJ CONF.
Average RPI Loss:	163	RECORD	PCT. RANK	GAMES	SCHEDULE	OF SCHEDULE	RPI	RPI	RPI	RPI
DIV. I ONLY	7- 6	150	7-3	271	196	190	190	21	21	
DIV. I NON-CONF.	5- 4	140	5-1	274	210	181	181	19	19	
TOTALS	RPI 1-25	RPI 26-50	W-L RECORDS	RPI 51-100	RPI 101-150	RPI 150+				
7- 6	0- 0	0- 0	OVERALL	0- 1	1- 2	6- 3				
4- 1	0- 0	0- 0	HOME	0- 0	1- 1	3- 0				
3- 4	0- 0	0- 0	AWAY	0- 1	0- 1	3- 2				
0- 1	0- 0	0- 0	NEUTRAL	0- 0	0- 0	0- 1				
5- 4	0- 0	0- 0	NON-CONFERENCE	0- 1	0- 1	5- 2				
2- 1	0- 0	0- 0	HOME	0- 0	0- 1	2- 0				
3- 2	0- 0	0- 0	AWAY	0- 1	0- 0	3- 1				
0- 1	0- 0	0- 0	NEUTRAL	0- 0	0- 0	0- 1				
2- 2	0- 0	0- 0	CONFERENCE	0- 0	1- 1	1- 1				
2- 0	0- 0	0- 0	HOME	0- 0	1- 0	1- 0				
0- 2	0- 0	0- 0	AWAY	0- 0	0- 1	0- 1				
0- 0	0- 0	0- 0	NEUTRAL	0- 0	0- 0	0- 0				

RPI 1-25				RPI 26-50				RPI 51-100				RPI 101+				Team's RPI: 190	
RPI	S	Opponent	Score	RPI	S	Opponent	Score	RPI	S	Opponent	Score	RPI	S	Opponent	Score		
								85	A	Boise St.	57	82	104	H	Tennessee	61	88
												130	A	Northern Colo.	58	77	
												134	H	Idaho	74	53	
												163	A	Southern Utah	58	71	
												164	A	Portland	77	71	
												232	A	UC Davis	76	70	
												244	A	UMKC	69	87	
												249	A	UC Irvine	70	61	
												249	N	UC Irvine	75	83	
												265	H	Grand Canyon	69	46	
												299	H	Eastern Wash.	75	58	
												301	H	Nevada	80	75	
LAST 10 Division I																	
299	H	Eastern Wash.	75	58	134	H	Idaho	74	53								
265	H	Grand Canyon	69	46	163	A	Southern Utah	58	71								
249	A	UC Irvine	70	61	130	A	Northern Colo.	58	77								
232	A	UC Davis	76	70	104	H	Tennessee	61	88								
301	H	Nevada	80	75	164	A	Portland	77	71								

Non-Div I Games: Multnomah 104 48

Portland St.

Prairie View

Through Games Of Jan. 4, 2020

Average RPI Win:	0	WON-LOST	WINNING	LAST 10	STRENGTH OF	OPP. STRENGTH	TEAM	ADJ.	CONF.	ADJ CONF.
Average RPI Loss:	144	RECORD	PCT. RANK	GAMES	SCHEDULE	OF SCHEDULE	RPI	RPI	RPI	RPI
DIV. I ONLY	0- 10	343	0-10	25	282	280	280	28	28	
DIV. I NON-CONF.	0- 9	338	0-9	9	244	248	248	28	28	
TOTALS	RPI 1-25	RPI 26-50	W-L RECORDS	RPI 51-100	RPI 101-150	RPI 150+				
0- 10	0- 1	0- 1	OVERALL	0- 1	0- 1	0- 6				
0- 2	0- 0	0- 0	HOME	0- 0	0- 0	0- 2				
0- 6	0- 1	0- 1	AWAY	0- 1	0- 1	0- 2				
0- 2	0- 0	0- 0	NEUTRAL	0- 0	0- 0	0- 2				
0- 9	0- 1	0- 1	NON-CONFERENCE	0- 1	0- 1	0- 5				
0- 1	0- 0	0- 0	HOME	0- 0	0- 0	0- 1				
0- 6	0- 1	0- 1	AWAY	0- 1	0- 1	0- 2				
0- 2	0- 0	0- 0	NEUTRAL	0- 0	0- 0	0- 2				
0- 1	0- 0	0- 0	CONFERENCE	0- 0	0- 0	0- 1				
0- 1	0- 0	0- 0	HOME	0- 0	0- 0	0- 1				
0- 0	0- 0	0- 0	AWAY	0- 0	0- 0	0- 0				
0- 0	0- 0	0- 0	NEUTRAL	0- 0	0- 0	0- 0				

RPI 1-25				RPI 26-50				RPI 51-100				RPI 101+ Team's RPI: 280			
RPI	S	Opponent	Score	RPI	S	Opponent	Score	RPI	S	Opponent	Score	RPI	S	Opponent	Score
7	A	Texas A&M	38 80	40	A	Arizona	48 83	55	A	Oklahoma	48 94	105	A	Wisconsin	42 68
												152	N	Miami (OH)	52 65
												162	H	Florida	44 51
												176	A	Rice	55 77
												206	A	Texas Tech	48 82
												220	N	A&M-Corpus Christi	52 64
												313	H	Alcorn	63 68
LAST 10 Division I															
				313	H	Alcorn	63 68	105	A	Wisconsin	42 68				
				40	A	Arizona	48 83	206	A	Texas Tech	48 82				
				220	N	A&M-Corpus Christi	52 64	176	A	Rice	55 77				
				152	N	Miami (OH)	52 65	162	H	Florida	44 51				
				55	A	Oklahoma	48 94	7	A	Texas A&M	38 80				

Non-Div I Games: Huston-Tillotson 79 60 Wiley 75 42 Tex. A&M-Kingsville85 55

Prairie View

Loss, Non-Conf, S Site, H Home A Away N Neutral

Presbyterian

Through Games Of Jan. 4, 2020

Average RPI Win:	295	WON-LOST	WINNING	LAST 10	STRENGTH OF	OPP. STRENGTH	TEAM	ADJ.	CONF.	ADJ CONF.
Average RPI Loss:	197	RECORD	PCT. RANK	GAMES	SCHEDULE	OF SCHEDULE	RPI	RPI	RPI	RPI
DIV. I ONLY	2- 8	304	2-8	186	344	298	298	27	27	
DIV. I NON-CONF.	2- 5	259	2-5	172	326	251	251	27	27	
TOTALS	RPI 1-25	RPI 26-50	W-L RECORDS	RPI 51-100	RPI 101-150	RPI 150+				
2- 8	0- 0	0- 1	OVERALL	0- 0	0- 1	2- 6				
1- 2	0- 0	0- 0	HOME	0- 0	0- 0	1- 2				
1- 6	0- 0	0- 1	AWAY	0- 0	0- 1	1- 4				
0- 0	0- 0	0- 0	NEUTRAL	0- 0	0- 0	0- 0				
2- 5	0- 0	0- 1	NON-CONFERENCE	0- 0	0- 1	2- 3				
1- 1	0- 0	0- 0	HOME	0- 0	0- 0	1- 1				
1- 4	0- 0	0- 1	AWAY	0- 0	0- 1	1- 2				
0- 0	0- 0	0- 0	NEUTRAL	0- 0	0- 0	0- 0				
0- 3	0- 0	0- 0	CONFERENCE	0- 0	0- 0	0- 3				
0- 1	0- 0	0- 0	HOME	0- 0	0- 0	0- 1				
0- 2	0- 0	0- 0	AWAY	0- 0	0- 0	0- 2				
0- 0	0- 0	0- 0	NEUTRAL	0- 0	0- 0	0- 0				

RPI 1-25			RPI 26-50			RPI 51-100			RPI 101+			Team's RPI: 298
RPI	S	Opponent	Score	RPI	S	Opponent	Score	RPI	S	Opponent	Score	
				35	A	West Virginia	40 56					
								143	A	Illinois	52 71	
								162	A	Florida	46 60	
								226	H	Longwood	60 71	
								239	A	UNC Asheville	39 54	
								246	H	Col. of Charleston	58 54	
								257	A	Radford	42 54	
								258	H	UNCW	60 70	
								259	A	Wofford	60 67	
								344	A	South Carolina St.	70 49	
LAST 10 Division I												
226	H	Longwood	60 71	257	A	Radford	42 54					
246	H	Col. of Charleston	58 54	239	A	UNC Asheville	39 54					
162	A	Florida	46 60	258	H	UNCW	60 70					
35	A	West Virginia	40 56	143	A	Illinois	52 71					
344	A	South Carolina St.	70 49	259	A	Wofford	60 67					

Non-Div I Games: William Peace 72 35 Brevard 74 45

Presbyterian

Loss, Non-Conf, S Site, H Home A Away N Neutral

Average RPI Win:	174	WON-LOST	WINNING	LAST 10	STRENGTH OF	OPP. STRENGTH	TEAM	ADJ.	CONF.	ADJ CONF.
Average RPI Loss:	16	RECORD	PCT. RANK	GAMES	SCHEDULE	OF SCHEDULE	RPI	RPI	RPI	RPI
DIV. I ONLY	12- 1	11	9-1	136	77	24	24	9	9	
DIV. I NON-CONF.	12- 1	10	9-1	137	82	19	19	9	9	
TOTALS	RPI 1-25	RPI 26-50	W-L RECORDS	RPI 51-100	RPI 101-150	RPI 150+				
12- 1	0- 1	1- 0	OVERALL	3- 0	2- 0	6- 0				
7- 0	0- 0	1- 0	HOME	0- 0	1- 0	5- 0				
5- 1	0- 1	0- 0	AWAY	3- 0	1- 0	1- 0				
0- 0	0- 0	0- 0	NEUTRAL	0- 0	0- 0	0- 0				
12- 1	0- 1	1- 0	NON-CONFERENCE	3- 0	2- 0	6- 0				
7- 0	0- 0	1- 0	HOME	0- 0	1- 0	5- 0				
5- 1	0- 1	0- 0	AWAY	3- 0	1- 0	1- 0				
0- 0	0- 0	0- 0	NEUTRAL	0- 0	0- 0	0- 0				
0- 0	0- 0	0- 0	CONFERENCE	0- 0	0- 0	0- 0				
0- 0	0- 0	0- 0	HOME	0- 0	0- 0	0- 0				
0- 0	0- 0	0- 0	AWAY	0- 0	0- 0	0- 0				
0- 0	0- 0	0- 0	NEUTRAL	0- 0	0- 0	0- 0				

RPI	S	Opponent	Score	RPI	S	Opponent	Score	RPI	S	Opponent	Score	RPI	S	Opponent	Score
16	A	Iowa	75 77	36	H	FGCU	67 53	65	A	Seton Hall	78 76	131	A	George Washington	75 50
								71	A	Saint Louis	66 50	141	H	Rider	80 47
								74	A	Marist	62 50	195	A	Missouri	68 33
												201	H	Penn St.	72 55
												231	H	Monmouth	52 40
												285	H	St. Francis Brooklyn	76 44
												314	H	New Hampshire	77 37
												339	H	Hartford	73 42
LAST 10 Division I															
314	H	New Hampshire	77 37	71	A	Saint Louis	66 50								
285	H	St. Francis Brooklyn	76 44	195	A	Missouri	68 33								
231	H	Monmouth	52 40	201	H	Penn St.	72 55								
16	A	Iowa	75 77	339	H	Hartford	73 42								
36	H	FGCU	67 53	74	A	Marist	62 50								

Non-Div I Games:

Princeton

Providence

Through Games Of Jan. 4, 2020

Average RPI Win:	231	WON-LOST	WINNING	LAST 10	STRENGTH OF	OPP. STRENGTH	TEAM	ADJ.	CONF.	ADJ CONF.
Average RPI Loss:	102	RECORD	PCT. RANK	GAMES	SCHEDULE	OF SCHEDULE	RPI	RPI	RPI	RPI
DIV. I ONLY	9- 6	119	5-5	202	154	114	114	6	6	
DIV. I NON-CONF.	9- 3	64	5-2	218	227	76	76	6	6	
TOTALS	RPI 1-25	RPI 26-50	W-L RECORDS	RPI 51-100	RPI 101-150	RPI 150+				
9- 6	0- 1	0- 0	OVERALL	0- 3	2- 0	7- 2				
2- 1	0- 1	0- 0	HOME	0- 0	1- 0	1- 0				
5- 4	0- 0	0- 0	AWAY	0- 2	1- 0	4- 2				
2- 1	0- 0	0- 0	NEUTRAL	0- 1	0- 0	2- 0				
9- 3	0- 0	0- 0	NON-CONFERENCE	0- 2	2- 0	7- 1				
2- 0	0- 0	0- 0	HOME	0- 0	1- 0	1- 0				
5- 2	0- 0	0- 0	AWAY	0- 1	1- 0	4- 1				
2- 1	0- 0	0- 0	NEUTRAL	0- 1	0- 0	2- 0				
0- 3	0- 1	0- 0	CONFERENCE	0- 1	0- 0	0- 1				
0- 1	0- 1	0- 0	HOME	0- 0	0- 0	0- 0				
0- 2	0- 0	0- 0	AWAY	0- 1	0- 0	0- 1				
0- 0	0- 0	0- 0	NEUTRAL	0- 0	0- 0	0- 0				

RPI S	Opponent	Score	RPI S	Opponent	Score	RPI S	Opponent	Score	RPI S	Opponent	Score	Team's RPI: 114
11	H DePaul	67 80				59	A Yale	79 82	102	H Boston College	76 60	
						66	A Villanova	49 51	142	A Massachusetts	72 63	
						90	N Ball St.	51 52	178	A Utah	67 60	
									188	A New Mexico	68 86	
									198	A Georgetown	53 62	
									211	N Rhode Island	58 51	
									231	A Monmouth	68 52	
									275	H UMass Lowell	63 38	
									283	N LMU (CA)	48 45	
									318	A Bryant	76 32	
									339	A Hartford	75 57	
LAST 10 Division I												
11	H DePaul	67 80	198	A Georgetown	53 62							
178	A Utah	67 60	66	A Villanova	49 51							
211	N Rhode Island	58 51	283	N LMU (CA)	48 45							
318	A Bryant	76 32	90	N Ball St.	51 52							
275	H UMass Lowell	63 38	188	A New Mexico	68 86							

Non-Div I Games:

Providence

Loss, Non-Conf, S Site, H Home A Away N Neutral

Average RPI Win: 122	WON-LOST	WINNING	LAST 10	STRENGTH OF	OPP. STRENGTH	TEAM	ADJ.	CONF.	ADJ CONF.
Average RPI Loss: 11	RECORD	PCT. RANK	GAMES	SCHEDULE	OF SCHEDULE	RPI	RPI	RPI	RPI
DIV. I ONLY	11- 3	46	7-3	44	2	19	19	2	2
DIV. I NON-CONF.	9- 3	64	5-3	66	4	27	27	3	3
TOTALS	RPI 1-25	RPI 26-50	W-L RECORDS	RPI 51-100	RPI 101-150	RPI 150+			
11- 3	2- 3	0- 0	OVERALL	3- 0	1- 0	5- 0			
7- 0	0- 0	0- 0	HOME	2- 0	1- 0	4- 0			
2- 2	1- 2	0- 0	AWAY	0- 0	0- 0	1- 0			
2- 1	1- 1	0- 0	NEUTRAL	1- 0	0- 0	0- 0			
9- 3	1- 3	0- 0	NON-CONFERENCE	3- 0	0- 0	5- 0			
6- 0	0- 0	0- 0	HOME	2- 0	0- 0	4- 0			
1- 2	0- 2	0- 0	AWAY	0- 0	0- 0	1- 0			
2- 1	1- 1	0- 0	NEUTRAL	1- 0	0- 0	0- 0			
2- 0	1- 0	0- 0	CONFERENCE	0- 0	1- 0	0- 0			
1- 0	0- 0	0- 0	HOME	0- 0	1- 0	0- 0			
1- 0	1- 0	0- 0	AWAY	0- 0	0- 0	0- 0			
0- 0	0- 0	0- 0	NEUTRAL	0- 0	0- 0	0- 0			

RPI	S	Opponent	Score
4	A	South Carolina	49 85
8	N	Gonzaga	50 63
21	A	Ohio St.	66 50
22	A	Virginia Tech	54 67
25	N	Drake	67 47

RPI	S	Opponent	Score
57	H	Western Ky.	67 50
61	N	Arizona St.	59 52
87	H	Kent St.	77 64

RPI	S	Opponent	Score
105	H	Wisconsin	72 61
155	H	Bowling Green	81 74
158	H	Northern Ill.	68 63
213	A	Chattanooga	66 34
224	H	Western Ill.	66 59
240	H	Milwaukee	68 55

LAST 10 Division I

105	H	Wisconsin	72 61	21	A	Ohio St.	66 50
22	A	Virginia Tech	54 67	155	H	Bowling Green	81 74
8	N	Gonzaga	50 63	57	H	Western Ky.	67 50
61	N	Arizona St.	59 52	4	A	South Carolina	49 85
25	N	Drake	67 47	87	H	Kent St.	77 64

P
u
r
d
u
eP
u
r
d
u
e

Non-Div I Games:

Purdue

Average RPI Win:	333	WON-LOST	WINNING	LAST 10	STRENGTH OF	OPP. STRENGTH	TEAM	ADJ.	CONF.	ADJ CONF.
Average RPI Loss:	157	RECORD	PCT. RANK	GAMES	SCHEDULE	OF SCHEDULE	RPI	RPI	RPI	RPI
DIV. I ONLY	2- 10	315	1-9	187	275	316	316	17	17	
DIV. I NON-CONF.	2- 9	304	1-8	244	292	325	325	17	17	
TOTALS	RPI 1-25	RPI 26-50	W-L RECORDS	RPI 51-100	RPI 101-150	RPI 150+				
2- 10	0- 0	0- 1	OVERALL	0- 2	0- 1	2- 6				
2- 3	0- 0	0- 1	HOME	0- 1	0- 1	2- 0				
0- 4	0- 0	0- 0	AWAY	0- 0	0- 0	0- 4				
0- 3	0- 0	0- 0	NEUTRAL	0- 1	0- 0	0- 2				
2- 9	0- 0	0- 0	NON-CONFERENCE	0- 2	0- 1	2- 6				
2- 2	0- 0	0- 0	HOME	0- 1	0- 1	2- 0				
0- 4	0- 0	0- 0	AWAY	0- 0	0- 0	0- 4				
0- 3	0- 0	0- 0	NEUTRAL	0- 1	0- 0	0- 2				
0- 1	0- 0	0- 1	CONFERENCE	0- 0	0- 0	0- 0				
0- 1	0- 0	0- 1	HOME	0- 0	0- 0	0- 0				
0- 0	0- 0	0- 0	AWAY	0- 0	0- 0	0- 0				
0- 0	0- 0	0- 0	NEUTRAL	0- 0	0- 0	0- 0				

RPI 1-25				RPI 26-50				RPI 51-100				RPI 101+				Team's RPI: 316	
RPI	S	Opponent	Score	RPI	S	Opponent	Score	RPI	S	Opponent	Score	RPI	S	Opponent	Score		
				31	H	South Dakota	41 62	87	N	Kent St.	67 75	132	H	Southeast Mo. St.	48 58		
								90	H	Ball St.	52 83	151	A	Butler	58 85		
												165	A	Akron	53 64		
												186	A	Eastern Mich.	40 64		
												206	N	Texas Tech	48 82		
												231	N	Monmouth	46 60		
												294	A	SIUE	53 57		
												328	H	UIC	61 50		
												337	H	Evansville	67 64		
LAST 10 Division I																	
				31	H	South Dakota	41 62	151	A	Butler	58 85						
				206	N	Texas Tech	48 82	337	H	Evansville	67 64						
				132	H	Southeast Mo. St.	48 58	186	A	Eastern Mich.	40 64						
				87	N	Kent St.	67 75	294	A	SIUE	53 57						
				165	A	Akron	53 64	231	N	Monmouth	46 60						

Non-Div I Games: Heidelberg 82 55 Purdue Northwest 73 50

Quinnipiac

Through Games Of Jan. 4, 2020

Average RPI Win:	235	WON-LOST	WINNING	LAST 10	STRENGTH OF	OPP. STRENGTH	TEAM	ADJ.	CONF.	ADJ CONF.
Average RPI Loss:	92	RECORD	PCT. RANK	GAMES	SCHEDULE	OF SCHEDULE	RPI	RPI	RPI	RPI
DIV. I ONLY	4- 7	233	4-6	205	50	229	229	24	24	
DIV. I NON-CONF.	3- 6	235	3-5	89	81	189	189	24	24	
TOTALS	RPI 1-25	RPI 26-50	W-L RECORDS	RPI 51-100	RPI 101-150	RPI 150+				
4- 7	0- 0	0- 2	OVERALL	1- 2	0- 2	3- 1				
2- 4	0- 0	0- 0	HOME	1- 1	0- 2	1- 1				
2- 3	0- 0	0- 2	AWAY	0- 1	0- 0	2- 0				
0- 0	0- 0	0- 0	NEUTRAL	0- 0	0- 0	0- 0				
3- 6	0- 0	0- 2	NON-CONFERENCE	1- 2	0- 2	2- 0				
2- 3	0- 0	0- 0	HOME	1- 1	0- 2	1- 0				
1- 3	0- 0	0- 2	AWAY	0- 1	0- 0	1- 0				
0- 0	0- 0	0- 0	NEUTRAL	0- 0	0- 0	0- 0				
1- 1	0- 0	0- 0	CONFERENCE	0- 0	0- 0	1- 1				
0- 1	0- 0	0- 0	HOME	0- 0	0- 0	0- 1				
1- 0	0- 0	0- 0	AWAY	0- 0	0- 0	1- 0				
0- 0	0- 0	0- 0	NEUTRAL	0- 0	0- 0	0- 0				

RPI S	Opponent	Score	RPI S	Opponent	Score	RPI S	Opponent	Score	RPI S	Opponent	Score	Team's RPI: 229
29	A Maryland	52 107	59	A Yale	59 63	131	H George Washington	67 78				
47	A UCF	58 80	78	H Drexel	62 66	133	H Harvard	68 77				
			82	H Bucknell	76 69	168	H Iona	71 75				
						211	H Rhode Island	75 63				
						307	A Siena	66 52				
						339	A Hartford	87 50				
LAST 10 Division I												
307	A Siena	66 52	168	H Iona	71 75							
133	H Harvard	68 77	339	A Hartford	87 50							
29	A Maryland	52 107	211	H Rhode Island	75 63							
82	H Bucknell	76 69	47	A UCF	58 80							
59	A Yale	59 63	131	H George Washington	67 78							

Non-Div I Games:

Quinnipiac

Loss, Non-Conf, S Site, H Home A Away N Neutral

Average RPI Win:	302	WON-LOST	WINNING	LAST 10	STRENGTH OF	OPP. STRENGTH	TEAM	ADJ.	CONF.	ADJ CONF.
Average RPI Loss:	118	RECORD	PCT. RANK	GAMES	SCHEDULE	OF SCHEDULE	RPI	RPI	RPI	RPI
DIV. I ONLY	4- 7	233	4-6	287	103	257	257	27	27	
DIV. I NON-CONF.	2- 7	288	2-6	198	83	239	239	27	27	
TOTALS	RPI 1-25	RPI 26-50	W-L RECORDS	RPI 51-100	RPI 101-150	RPI 150+				
4- 7	0- 1	0- 1	OVERALL	0- 2	0- 0	4- 3				
2- 2	0- 0	0- 0	HOME	0- 0	0- 0	2- 2				
2- 5	0- 1	0- 1	AWAY	0- 2	0- 0	2- 1				
0- 0	0- 0	0- 0	NEUTRAL	0- 0	0- 0	0- 0				
2- 7	0- 1	0- 1	NON-CONFERENCE	0- 2	0- 0	2- 3				
0- 2	0- 0	0- 0	HOME	0- 0	0- 0	0- 2				
2- 5	0- 1	0- 1	AWAY	0- 2	0- 0	2- 1				
0- 0	0- 0	0- 0	NEUTRAL	0- 0	0- 0	0- 0				
2- 0	0- 0	0- 0	CONFERENCE	0- 0	0- 0	2- 0				
2- 0	0- 0	0- 0	HOME	0- 0	0- 0	2- 0				
0- 0	0- 0	0- 0	AWAY	0- 0	0- 0	0- 0				
0- 0	0- 0	0- 0	NEUTRAL	0- 0	0- 0	0- 0				

RPI 1-25				RPI 26-50				RPI 51-100				RPI 101+ Team's RPI: 257			
RPI	S	Opponent	Score	RPI	S	Opponent	Score	RPI	S	Opponent	Score	RPI	S	Opponent	Score
21	A	Ohio St.	57 70	35	A	West Virginia	37 74	51	A	Vanderbilt	46 80	156	H	American	55 59
								73	A	Alabama	51 85	216	H	Mt. St. Mary's	58 75
												223	A	ETSU	67 43
												274	A	Morehead St.	62 73
												298	H	Presbyterian	54 42
												342	H	Charleston So.	72 35
												344	A	South Carolina St.	60 45
LAST 10 Division I															
342	H	Charleston So.	72 35	298	H	Presbyterian	54 42								
216	H	Mt. St. Mary's	58 75	73	A	Alabama	51 85								
223	A	ETSU	67 43	156	H	American	55 59								
35	A	West Virginia	37 74	21	A	Ohio St.	57 70								
344	A	South Carolina St.	60 45	274	A	Morehead St.	62 73								

Non-Div I Games:

Radford

■ Loss,
 ■ Non-Conf, S Site,
 ■ Home
 ■ Away
 N Neutral

Average RPI Win: 255		WON-LOST	WINNING	LAST 10	STRENGTH OF	OPP. STRENGTH	TEAM	ADJ.	CONF.	ADJ CONF.
Average RPI Loss: 146		RECORD	PCT. RANK	GAMES	SCHEDULE	OF SCHEDULE	RPI	RPI	RPI	RPI
DIV. I ONLY		7- 6	150	5-5	260	301	211	211	12	12
DIV. I NON-CONF.		7- 5	130	5-4	253	323	179	179	12	12
TOTALS		RPI 1-25	RPI 26-50	W-L RECORDS	RPI 51-100	RPI 101-150	RPI 150+			
7- 6	0- 0		0- 0	OVERALL	0- 0	2- 4	5- 2			
5- 1	0- 0		0- 0	HOME	0- 0	2- 0	3- 1			
1- 4	0- 0		0- 0	AWAY	0- 0	0- 3	1- 1			
1- 1	0- 0		0- 0	NEUTRAL	0- 0	0- 1	1- 0			
7- 5	0- 0		0- 0	NON-CONFERENCE	0- 0	2- 4	5- 1			
5- 0	0- 0		0- 0	HOME	0- 0	2- 0	3- 0			
1- 4	0- 0		0- 0	AWAY	0- 0	0- 3	1- 1			
1- 1	0- 0		0- 0	NEUTRAL	0- 0	0- 1	1- 0			
0- 1	0- 0		0- 0	CONFERENCE	0- 0	0- 0	0- 1			
0- 1	0- 0		0- 0	HOME	0- 0	0- 0	0- 1			
0- 0	0- 0		0- 0	AWAY	0- 0	0- 0	0- 0			
0- 0	0- 0		0- 0	NEUTRAL	0- 0	0- 0	0- 0			

RPI 1-25				RPI 26-50				RPI 51-100				RPI 101+				Team's RPI: 211	
RPI	S	Opponent	Score	RPI	S	Opponent	Score	RPI	S	Opponent	Score	RPI	S	Opponent	Score		
												102	A	Boston College	55	66	
												111	H	Holy Cross	73	58	
												114	N	Providence	51	58	
												121	A	North Dakota	61	67	
												133	A	Harvard	58	61	
												150	H	Robert Morris	71	59	
												177	H	VCU	54	75	
												229	A	Quinnipiac	63	75	
												266	H	Fairfield	74	41	
												271	N	Brown	89	44	
												304	H	Vermont	77	74	
												339	A	Hartford	68	56	
												347	H	LIU Brooklyn	79	56	
EAST 10 Division I																	
				177	H	VCU	54	75	133	A	Harvard	58	61				
				111	H	Holy Cross	73	58	229	A	Quinnipiac	63	75				
				266	H	Fairfield	74	41	150	H	Robert Morris	71	59				
				304	H	Vermont	77	74	114	N	Providence	51	58				
				102	A	Boston College	55	66	271	N	Brown	89	44				

Non-Div I Games:

Rhode Island

Loss, Non-Conf, S Site, H Home A Away N Neutral

Average RPI Win:	242	WON-LOST	WINNING	LAST 10	STRENGTH OF	OPP. STRENGTH	TEAM	ADJ.	CONF.	ADJ CONF.
Average RPI Loss:	60	RECORD	PCT. RANK	GAMES	SCHEDULE	OF SCHEDULE	RPI	RPI	RPI	RPI
DIV. I ONLY	7- 6	150	5-5	227	27	176	176	13	13	
DIV. I NON-CONF.	5- 6	187	3-5	248	9	204	204	16	16	
TOTALS	RPI 1-25	RPI 26-50	W-L RECORDS	RPI 51-100	RPI 101-150	RPI 150+				
7- 6	0- 3	0- 1	OVERALL	1- 1	0- 0	6- 1				
6- 1	0- 1	0- 0	HOME	1- 0	0- 0	5- 0				
1- 3	0- 0	0- 1	AWAY	0- 1	0- 0	1- 1				
0- 2	0- 2	0- 0	NEUTRAL	0- 0	0- 0	0- 0				
5- 6	0- 3	0- 1	NON-CONFERENCE	0- 1	0- 0	5- 1				
4- 1	0- 1	0- 0	HOME	0- 0	0- 0	4- 0				
1- 3	0- 0	0- 1	AWAY	0- 1	0- 0	1- 1				
0- 2	0- 2	0- 0	NEUTRAL	0- 0	0- 0	0- 0				
2- 0	0- 0	0- 0	CONFERENCE	1- 0	0- 0	1- 0				
2- 0	0- 0	0- 0	HOME	1- 0	0- 0	1- 0				
0- 0	0- 0	0- 0	AWAY	0- 0	0- 0	0- 0				
0- 0	0- 0	0- 0	NEUTRAL	0- 0	0- 0	0- 0				

RPI 1-25				RPI 26-50				RPI 51-100				RPI 101+ Team's RPI: 176			
RPI	S	Opponent	Score	RPI	S	Opponent	Score	RPI	S	Opponent	Score	RPI	S	Opponent	Score
7	H	Texas A&M	61 62	30	A	Oklahoma St.	38 69	57	H	Western Ky.	73 65	174	H	Little Rock	66 40
22	N	Virginia Tech	45 54					69	A	Texas Southern	56 63	207	A	SMU	43 55
23	N	Georgia Tech	52 54									248	H	Northern Ariz.	71 57
												280	H	Prairie View	77 55
												303	H	Marshall	81 43
												309	H	Nicholls St.	71 47
												320	A	McNeese	81 50
LAST 10 Division I															
57	H	Western Ky.	73 65	303	H	Marshall	81 43								
248	H	Northern Ariz.	71 57	23	N	Georgia Tech	52 54								
320	A	McNeese	81 50	22	N	Virginia Tech	45 54								
30	A	Oklahoma St.	38 69	280	H	Prairie View	77 55								
7	H	Texas A&M	61 62	69	A	Texas Southern	56 63								

Non-Div I Games:

Rice

■ Loss,
 ■ Non-Conf,
 S Site,
 ■ Home
 ■ Away
 N Neutral

Average RPI Win:	173	WON-LOST	WINNING	LAST 10	STRENGTH OF	OPP. STRENGTH	TEAM	ADJ.	CONF.	ADJ CONF.
Average RPI Loss:	110	RECORD	PCT. RANK	GAMES	SCHEDULE	OF SCHEDULE	RPI	RPI	RPI	RPI
DIV. I ONLY	7- 8	187	3-7	56	194	103	103	12	12	
DIV. I NON-CONF.	7- 7	163	3-6	55	214	91	91	12	12	
TOTALS	RPI 1-25	RPI 26-50	W-L RECORDS	RPI 51-100	RPI 101-150	RPI 150+				
7- 8	0- 0	0- 1	OVERALL	0- 3	3- 2	4- 2				
3- 1	0- 0	0- 0	HOME	0- 1	1- 0	2- 0				
4- 4	0- 0	0- 1	AWAY	0- 2	2- 1	2- 0				
0- 3	0- 0	0- 0	NEUTRAL	0- 0	0- 1	0- 2				
7- 7	0- 0	0- 1	NON-CONFERENCE	0- 3	3- 1	4- 2				
3- 1	0- 0	0- 0	HOME	0- 1	1- 0	2- 0				
4- 3	0- 0	0- 1	AWAY	0- 2	2- 0	2- 0				
0- 3	0- 0	0- 0	NEUTRAL	0- 0	0- 1	0- 2				
0- 1	0- 0	0- 0	CONFERENCE	0- 0	0- 1	0- 0				
0- 0	0- 0	0- 0	HOME	0- 0	0- 0	0- 0				
0- 1	0- 0	0- 0	AWAY	0- 0	0- 1	0- 0				
0- 0	0- 0	0- 0	NEUTRAL	0- 0	0- 0	0- 0				

RPI 1-25				RPI 26-50				RPI 51-100				RPI 101+				Team's RPI: 103	
RPI	S	Opponent	Score	RPI	S	Opponent	Score	RPI	S	Opponent	Score	RPI	S	Opponent	Score		
				48	A	Charlotte	59 78	52	A	Old Dominion	51 73	115	A	UNC Greensboro	70 62		
								78	A	Drexel	52 58	117	A	Saint Joseph's	56 67		
								84	H	Furman	69 70	118	A	Coastal Caro.	79 67		
												128	N	Bradley	57 61		
												136	H	William & Mary	76 73		
												153	N	Hampton	65 69		
												171	H	Fla. Atlantic	57 55		
												180	H	Norfolk St.	77 69		
												198	A	Georgetown	51 49		
												216	N	Mt. St. Mary's	67 75		
												293	A	UMES	64 52		
LAST 10 Division I																	
				117	A	Saint Joseph's	56 67	180	H	Norfolk St.	77 69						
				293	A	UMES	64 52	153	N	Hampton	65 69						
				128	N	Bradley	57 61	216	N	Mt. St. Mary's	67 75						
				118	A	Coastal Caro.	79 67	52	A	Old Dominion	51 73						
				78	A	Drexel	52 58	84	H	Furman	69 70						

Non-Div I Games:

Richmond

■ Loss,
 ■ Non-Conf,
 ■ S Site,
 ■ H Home
 ■ A Away
 N Neutral

Average RPI Win:	228	WON-LOST	WINNING	LAST 10	STRENGTH OF	OPP. STRENGTH	TEAM	ADJ.	CONF.	ADJ CONF.
Average RPI Loss:	53	RECORD	PCT. RANK	GAMES	SCHEDULE	OF SCHEDULE	RPI	RPI	RPI	RPI
DIV. I ONLY	9- 2	41	9-1	341	12	141	141	24	24	
DIV. I NON-CONF.	7- 2	56	7-1	333	22	132	132	24	24	
TOTALS	RPI 1-25	RPI 26-50	W-L RECORDS	RPI 51-100	RPI 101-150	RPI 150+				
9- 2	0- 1	0- 0	OVERALL	0- 1	0- 0	9- 0				
4- 0	0- 0	0- 0	HOME	0- 0	0- 0	4- 0				
4- 1	0- 1	0- 0	AWAY	0- 0	0- 0	4- 0				
1- 1	0- 0	0- 0	NEUTRAL	0- 1	0- 0	1- 0				
7- 2	0- 1	0- 0	NON-CONFERENCE	0- 1	0- 0	7- 0				
3- 0	0- 0	0- 0	HOME	0- 0	0- 0	3- 0				
3- 1	0- 1	0- 0	AWAY	0- 0	0- 0	3- 0				
1- 1	0- 0	0- 0	NEUTRAL	0- 1	0- 0	1- 0				
2- 0	0- 0	0- 0	CONFERENCE	0- 0	0- 0	2- 0				
1- 0	0- 0	0- 0	HOME	0- 0	0- 0	1- 0				
1- 0	0- 0	0- 0	AWAY	0- 0	0- 0	1- 0				
0- 0	0- 0	0- 0	NEUTRAL	0- 0	0- 0	0- 0				

RPI 1-25				RPI 26-50				RPI 51-100				RPI 101+ Team's RPI: 141			
RPI	S	Opponent	Score	RPI	S	Opponent	Score	RPI	S	Opponent	Score	RPI	S	Opponent	Score
24	A	Princeton	47 80					81	N	North Florida	70 80	168	A	Iona	81 37
												193	H	La Salle	70 43
												198	A	Georgetown	65 64
												201	A	Penn St.	78 70
												241	A	Delaware St.	71 69
												243	H	Xavier	64 57
												255	H	Niagara	79 75
												267	H	Wagner	77 63
												289	N	Lipscomb	81 76
LAST 10 Division I															
				168	A	Iona	81 37					255	H	Niagara	79 75
				81	N	North Florida	70 80					241	A	Delaware St.	71 69
				289	N	Lipscomb	81 76					267	H	Wagner	77 63
				243	H	Xavier	64 57					198	A	Georgetown	65 64
				201	A	Penn St.	78 70					193	H	La Salle	70 43

Non-Div I Games:

Rider

■ Loss,
 ■ Non-Conf,
 ■ S Site,
 ■ H Home
 ■ A Away
 N Neutral

Average RPI Win:	222	WON-LOST	WINNING	LAST 10	STRENGTH OF	OPP. STRENGTH	TEAM	ADJ.	CONF.	ADJ CONF.
Average RPI Loss:	117	RECORD	PCT. RANK	GAMES	SCHEDULE	OF SCHEDULE	RPI	RPI	RPI	RPI
DIV. I ONLY	6- 6	169	5-5	204	133	150	150	31	31	
DIV. I NON-CONF.	4- 6	212	3-5	141	109	171	171	31	31	
TOTALS	RPI 1-25	RPI 26-50	W-L RECORDS	RPI 51-100	RPI 101-150	RPI 150+				
6- 6	0- 1	0- 1	OVERALL	0- 1	0- 1	6- 2				
2- 2	0- 0	0- 0	HOME	0- 0	0- 1	2- 1				
4- 4	0- 1	0- 1	AWAY	0- 1	0- 0	4- 1				
0- 0	0- 0	0- 0	NEUTRAL	0- 0	0- 0	0- 0				
4- 6	0- 1	0- 1	NON-CONFERENCE	0- 1	0- 1	4- 2				
2- 2	0- 0	0- 0	HOME	0- 0	0- 1	2- 1				
2- 4	0- 1	0- 1	AWAY	0- 1	0- 0	2- 1				
0- 0	0- 0	0- 0	NEUTRAL	0- 0	0- 0	0- 0				
2- 0	0- 0	0- 0	CONFERENCE	0- 0	0- 0	2- 0				
0- 0	0- 0	0- 0	HOME	0- 0	0- 0	0- 0				
2- 0	0- 0	0- 0	AWAY	0- 0	0- 0	2- 0				
0- 0	0- 0	0- 0	NEUTRAL	0- 0	0- 0	0- 0				

RPI 1-25				RPI 26-50				RPI 51-100				RPI 101+ Team's RPI: 150			
RPI	S	Opponent	Score	RPI	S	Opponent	Score	RPI	S	Opponent	Score	RPI	S	Opponent	Score
20	A	TCU	61 66	28	A	James Madison	32 59	87	A	Kent St.	81 82	146	H	Columbia	59 61
												179	H	Youngstown St.	58 43
												180	A	Norfolk St.	69 62
												193	A	La Salle	71 68
												197	A	Merrimack	68 62
												208	H	Delaware	62 73
												211	A	Rhode Island	59 71
												243	H	Xavier	71 57
												340	A	Central Conn. St.	86 56
LAST 10 Division I															
				197	A	Merrimack	68 62	340	A	Central Conn. St.	86 56				
				243	H	Xavier	71 57	28	A	James Madison	32 59				
				87	A	Kent St.	81 82	180	A	Norfolk St.	69 62				
				146	H	Columbia	59 61	211	A	Rhode Island	59 71				
				179	H	Youngstown St.	58 43	208	H	Delaware	62 73				

Non-Div I Games: Pitt.-Johnstown 63 30

Robert Morris

■ Loss,
 ■ Non-Conf,
 ■ S Site,
 ■ H Home
 ■ A Away
 N Neutral

Average RPI Win:	182	WON-LOST	WINNING	LAST 10	STRENGTH OF	OPP. STRENGTH	TEAM	ADJ.	CONF.	ADJ CONF.
Average RPI Loss:	21	RECORD	PCT. RANK	GAMES	SCHEDULE	OF SCHEDULE	RPI	RPI	RPI	RPI
DIV. I ONLY	11- 2	29	8-2	150	47	44	44	2	2	
DIV. I NON-CONF.	10- 1	19	7-1	226	58	44	44	3	3	
TOTALS	RPI 1-25	RPI 26-50	W-L RECORDS	RPI 51-100	RPI 101-150	RPI 150+				
11- 2	1- 1	1- 1	OVERALL	1- 0	2- 0	6- 0				
7- 1	0- 1	1- 0	HOME	0- 0	1- 0	5- 0				
2- 1	0- 0	0- 1	AWAY	0- 0	1- 0	1- 0				
2- 0	1- 0	0- 0	NEUTRAL	1- 0	0- 0	0- 0				
10- 1	1- 0	1- 1	NON-CONFERENCE	1- 0	1- 0	6- 0				
7- 0	0- 0	1- 0	HOME	0- 0	1- 0	5- 0				
1- 1	0- 0	0- 1	AWAY	0- 0	0- 0	1- 0				
2- 0	1- 0	0- 0	NEUTRAL	1- 0	0- 0	0- 0				
1- 1	0- 1	0- 0	CONFERENCE	0- 0	1- 0	0- 0				
0- 1	0- 1	0- 0	HOME	0- 0	0- 0	0- 0				
1- 0	0- 0	0- 0	AWAY	0- 0	1- 0	0- 0				
0- 0	0- 0	0- 0	NEUTRAL	0- 0	0- 0	0- 0				

RPI 1-25				RPI 26-50				Team's RPI: 44				RPI 51-100				RPI 101+			
RPI	S	Opponent	Score	RPI	S	Opponent	Score	RPI	S	Opponent	Score	RPI	S	Opponent	Score	RPI	S	Opponent	Score
10	H	Indiana	56 66	32	A	LSU	58 64	51	N	Vanderbilt	62 56	105	A	Wisconsin	64 61				
23	N	Georgia Tech	46 43	33	H	Virginia	73 63					133	H	Harvard	74 46				
												250	H	Southern U.	78 58				
												251	H	Towson	67 53				
												255	H	Niagara	87 37				
												260	A	South Alabama	77 56				
												303	H	Marshall	66 41				
												341	H	Coppin St.	107 33				
LAST 10 Division I																			
10	H	Indiana	56 66	105	A	Wisconsin	64 61												
23	N	Georgia Tech	46 43	303	H	Marshall	66 41												
51	N	Vanderbilt	62 56	250	H	Southern U.	78 58												
32	A	LSU	58 64	251	H	Towson	67 53												
133	H	Harvard	74 46	33	H	Virginia	73 63												

Non-Div I Games:

Rutgers

■ Loss,
 ■ Non-Conf, S Site,
 ■ Home
 ■ Away
 N Neutral

Average RPI Win:	275	WON-LOST	WINNING	LAST 10	STRENGTH OF	OPP. STRENGTH	TEAM	ADJ.	CONF.	ADJ CONF.
Average RPI Loss:	70	RECORD	PCT. RANK	GAMES	SCHEDULE	OF SCHEDULE	RPI	RPI	RPI	RPI
DIV. I ONLY	7- 3	73	7-3	329	99	175	175	25	25	
DIV. I NON-CONF.	4- 2	90	4-2	262	152	135	135	23	23	
TOTALS	RPI 1-25	RPI 26-50	W-L RECORDS	RPI 51-100	RPI 101-150	RPI 150+				
7- 3	0- 0	0- 1	OVERALL	0- 1	0- 1	7- 0				
3- 1	0- 0	0- 1	HOME	0- 0	0- 0	3- 0				
3- 2	0- 0	0- 0	AWAY	0- 1	0- 1	3- 0				
1- 0	0- 0	0- 0	NEUTRAL	0- 0	0- 0	1- 0				
4- 2	0- 0	0- 1	NON-CONFERENCE	0- 1	0- 0	4- 0				
1- 1	0- 0	0- 1	HOME	0- 0	0- 0	1- 0				
2- 1	0- 0	0- 0	AWAY	0- 1	0- 0	2- 0				
1- 0	0- 0	0- 0	NEUTRAL	0- 0	0- 0	1- 0				
3- 1	0- 0	0- 0	CONFERENCE	0- 0	0- 1	3- 0				
2- 0	0- 0	0- 0	HOME	0- 0	0- 0	2- 0				
1- 1	0- 0	0- 0	AWAY	0- 0	0- 1	1- 0				
0- 0	0- 0	0- 0	NEUTRAL	0- 0	0- 0	0- 0				

RPI	S	Opponent	Score	RPI	S	Opponent	Score	RPI	S	Opponent	Score	RPI	S	Opponent	Score	Team's RPI: 175
47	H	UCF	57 63	55	A	Oklahoma	62 75	109	A	New Orleans	50 53	212	A	Tulsa	67 63	
								215	H	Southeastern La.	77 51	273	N	UC Santa Barbara	67 56	
								288	A	Houston Baptist	59 42	301	A	Nevada	80 65	
								313	H	Alcorn	67 62	320	H	McNeese	82 51	
LAST 10 Division I																
109	A	New Orleans	50 53	215	H	Southeastern La.	77 51	55	A	Oklahoma	62 75	320	H	McNeese	82 51	
47	H	UCF	57 63	288	A	Houston Baptist	59 42	301	A	Nevada	80 65	273	N	UC Santa Barbara	67 56	
313	H	Alcorn	67 62	301	A	Nevada	80 65									
212	A	Tulsa	67 63	273	N	UC Santa Barbara	67 56									

Non-Div I Games: LSU-Shreveport 75 32 Our Lady of the Lak87 75 Cent. Christian (KS104 46

SFA

Loss, Non-Conf, S Site, H Home A Away N Neutral

Average RPI Win:	328	WON-LOST	WINNING	LAST 10	STRENGTH OF	OPP. STRENGTH	TEAM	ADJ.	CONF.	ADJ CONF.
Average RPI Loss:	136	RECORD	PCT. RANK	GAMES	SCHEDULE	OF SCHEDULE	RPI	RPI	RPI	RPI
DIV. I ONLY	3- 9	282	2-8	240	211	294	294	20	20	
DIV. I NON-CONF.	2- 8	295	1-7	175	232	307	307	20	20	
TOTALS	RPI 1-25	RPI 26-50	W-L RECORDS	RPI 51-100	RPI 101-150	RPI 150+				
3- 9	0- 0	0- 0	OVERALL	0- 4	0- 2	3- 3				
2- 3	0- 0	0- 0	HOME	0- 2	0- 1	2- 0				
1- 5	0- 0	0- 0	AWAY	0- 2	0- 1	1- 2				
0- 1	0- 0	0- 0	NEUTRAL	0- 0	0- 0	0- 1				
2- 8	0- 0	0- 0	NON-CONFERENCE	0- 4	0- 1	2- 3				
2- 3	0- 0	0- 0	HOME	0- 2	0- 1	2- 0				
0- 4	0- 0	0- 0	AWAY	0- 2	0- 0	0- 2				
0- 1	0- 0	0- 0	NEUTRAL	0- 0	0- 0	0- 1				
1- 1	0- 0	0- 0	CONFERENCE	0- 0	0- 1	1- 0				
0- 0	0- 0	0- 0	HOME	0- 0	0- 0	0- 0				
1- 1	0- 0	0- 0	AWAY	0- 0	0- 1	1- 0				
0- 0	0- 0	0- 0	NEUTRAL	0- 0	0- 0	0- 0				

RPI S	Opponent	Score	RPI S	Opponent	Score	RPI S	Opponent	Score	RPI S	Opponent	Score	Team's RPI: 294
						56	H Southern Ill.	67 103	116	A Belmont	48 69	
						68	A Nebraska	49 63	119	H Loyola Chicago	50 63	
						71	H Saint Louis	35 68	195	A Missouri	51 68	
						76	A Illinois St.	53 74	210	N North Ala.	67 85	
									316	H Purdue Fort Wayne	57 53	
									317	A Georgia St.	73 74	
									332	A Tennessee St.	76 63	
									337	H Evansville	85 74	
LAST 10 Division I												
			332	A Tennessee St.	76 63		116	A Belmont	48 69			
			316	H Purdue Fort Wayne	57 53		317	A Georgia St.	73 74			
			195	A Missouri	51 68		210	N North Ala.	67 85			
			71	H Saint Louis	35 68		76	A Illinois St.	53 74			
			68	A Nebraska	49 63		119	H Loyola Chicago	50 63			

Non-Div I Games: Quincy

65 70

SIUE

SMU				STRENGTH OF SCHEDULE	OPP. STRENGTH OF SCHEDULE	TEAM RPI	ADJ. RPI	CONF. RPI	ADJ CONF. RPI
Average RPI Win:	222	WON-LOST RECORD	WINNING PCT. RANK						
Average RPI Loss:	107		LAST 10 GAMES						
DIV. I ONLY	6- 6	169	4-6	159	169	207	207	8	8
DIV. I NON-CONF.	6- 6	163	4-6	155	181	209	209	8	8

TOTALS	RPI 1-25		RPI 26-50	W-L RECORDS	RPI 51-100	RPI 101-150		RPI 150+	
6- 6	0- 1		0- 0	OVERALL	0- 1	1- 3		5- 1	
5- 4	0- 1		0- 0	HOME	0- 0	1- 2		4- 1	
0- 2	0- 0		0- 0	AWAY	0- 1	0- 1		0- 0	
1- 0	0- 0		0- 0	NEUTRAL	0- 0	0- 0		1- 0	
6- 6	0- 1		0- 0	NON-CONFERENCE	0- 1	1- 3		5- 1	
5- 4	0- 1		0- 0	HOME	0- 0	1- 2		4- 1	
0- 2	0- 0		0- 0	AWAY	0- 1	0- 1		0- 0	
1- 0	0- 0		0- 0	NEUTRAL	0- 0	0- 0		1- 0	
0- 0	0- 0		0- 0	CONFERENCE	0- 0	0- 0		0- 0	
0- 0	0- 0		0- 0	HOME	0- 0	0- 0		0- 0	
0- 0	0- 0		0- 0	AWAY	0- 0	0- 0		0- 0	
0- 0	0- 0		0- 0	NEUTRAL	0- 0	0- 0		0- 0	

RPI 1-25				RPI 26-50				RPI 51-100				RPI 101+ Team's RPI: 207			
RPI	S	Opponent	Score	RPI	S	Opponent	Score	RPI	S	Opponent	Score	RPI	S	Opponent	Score
20	H	TCU	56 57					96	A	Pacific	49 77	113	A	UT Arlington	46 51
												121	H	North Dakota	66 51
												124	H	Wright St.	61 69
												130	H	Northern Colo.	52 61
												159	H	George Mason	58 59
												176	H	Rice	55 43
												214	H	UTEP	60 56
												249	H	UC Irvine	59 56
												253	N	CSUN	68 58
												320	H	McNeese	81 60

LAST 10 Division I															
159	H	George Mason	58 59	249	H	UC Irvine	59 56								
96	A	Pacific	49 77	113	A	UT Arlington	46 51								
253	N	CSUN	68 58	214	H	UTEP	60 56								
20	H	TCU	56 57	121	H	North Dakota	66 51								
130	H	Northern Colo.	52 61	124	H	Wright St.	61 69								

Non-Div I Games:

SMU

■ Loss,
 ■ Non-Conf,
 ■ S Site,
 ■ H Home
 ■ A Away
 N Neutral

Average RPI Win:	0	WON-LOST	WINNING	LAST 10	STRENGTH OF	OPP. STRENGTH	TEAM	ADJ.	CONF.	ADJ CONF.
Average RPI Loss:	212	RECORD	PCT. RANK	GAMES	SCHEDULE	OF SCHEDULE	RPI	RPI	RPI	RPI
DIV. I ONLY	0- 10	343	0-10	313	248	348	348	21	21	
DIV. I NON-CONF.	0- 7	338	0-7	328	263	351	351	19	19	
TOTALS	RPI 1-25	RPI 26-50	W-L RECORDS	RPI 51-100	RPI 101-150	RPI 150+				
0- 10	0- 1	0- 0	OVERALL	0- 0	0- 2	0- 7				
0- 3	0- 1	0- 0	HOME	0- 0	0- 2	0- 0				
0- 7	0- 0	0- 0	AWAY	0- 0	0- 0	0- 7				
0- 0	0- 0	0- 0	NEUTRAL	0- 0	0- 0	0- 0				
0- 7	0- 1	0- 0	NON-CONFERENCE	0- 0	0- 0	0- 6				
0- 1	0- 1	0- 0	HOME	0- 0	0- 0	0- 0				
0- 6	0- 0	0- 0	AWAY	0- 0	0- 0	0- 6				
0- 0	0- 0	0- 0	NEUTRAL	0- 0	0- 0	0- 0				
0- 3	0- 0	0- 0	CONFERENCE	0- 0	0- 2	0- 1				
0- 2	0- 0	0- 0	HOME	0- 0	0- 2	0- 0				
0- 1	0- 0	0- 0	AWAY	0- 0	0- 0	0- 1				
0- 0	0- 0	0- 0	NEUTRAL	0- 0	0- 0	0- 0				

RPI 1-25				RPI 26-50				RPI 51-100				RPI 101+ Team's RPI: 348			
RPI	S	Opponent	Score	RPI	S	Opponent	Score	RPI	S	Opponent	Score	RPI	S	Opponent	Score
21	H	Ohio St.	74 104									108	H	Montana St.	48 85
												147	H	Montana	60 64
												181	A	San Francisco	82 87
												205	A	San Jose St.	67 73
												232	A	UC Davis	75 77
												269	A	Idaho St.	62 80
												301	A	Nevada	72 83
												326	A	Cal Poly	43 62
												334	A	Seattle U	84 88
LAST 10 Division I															
269	A	Idaho St.	62 80	147	H	Montana	60 64								
232	A	UC Davis	75 77	108	H	Montana St.	48 85								
326	A	Cal Poly	43 62	21	H	Ohio St.	74 104								
205	A	San Jose St.	67 73	181	A	San Francisco	82 87								
301	A	Nevada	72 83	334	A	Seattle U	84 88								

Non-Div I Games: Cal Maritime 86 55 Pacific Union 94 35

Sacramento St.

Loss, Non-Conf, S Site, H Home A Away N Neutral

Sacred Heart

Through Games Of Jan. 4, 2020

Average RPI Win:	278	WON-LOST	WINNING	LAST 10	STRENGTH OF	OPP. STRENGTH	TEAM	ADJ.	CONF.	ADJ CONF.
Average RPI Loss:	127	RECORD	PCT. RANK	GAMES	SCHEDULE	OF SCHEDULE	RPI	RPI	RPI	RPI
DIV. I ONLY	4- 8	244	3-7	180	198	227	227	31	31	
DIV. I NON-CONF.	2- 8	295	1-7	148	219	281	281	31	31	
TOTALS	RPI 1-25	RPI 26-50	W-L RECORDS	RPI 51-100	RPI 101-150	RPI 150+				
4- 8	0- 0	0- 0	OVERALL	0- 4	0- 2	4- 2				
2- 1	0- 0	0- 0	HOME	0- 0	0- 1	2- 0				
1- 6	0- 0	0- 0	AWAY	0- 3	0- 1	1- 2				
1- 1	0- 0	0- 0	NEUTRAL	0- 1	0- 0	1- 0				
2- 8	0- 0	0- 0	NON-CONFERENCE	0- 4	0- 2	2- 2				
1- 1	0- 0	0- 0	HOME	0- 0	0- 1	1- 0				
0- 6	0- 0	0- 0	AWAY	0- 3	0- 1	0- 2				
1- 1	0- 0	0- 0	NEUTRAL	0- 1	0- 0	1- 0				
2- 0	0- 0	0- 0	CONFERENCE	0- 0	0- 0	2- 0				
1- 0	0- 0	0- 0	HOME	0- 0	0- 0	1- 0				
1- 0	0- 0	0- 0	AWAY	0- 0	0- 0	1- 0				
0- 0	0- 0	0- 0	NEUTRAL	0- 0	0- 0	0- 0				

RPI 1-25			RPI 26-50			RPI 51-100			RPI 101+			Team's RPI: 227
RPI	S	Opponent	Score	RPI	S	Opponent	Score	RPI	S	Opponent	Score	
						59 A Yale	40 87	111 H Holy Cross		52 65		
						65 A Seton Hall	69 95	117 A Saint Joseph's		44 71		
						68 N Nebraska	49 72	197 H Merrimack		63 60		
						91 A Stony Brook	50 54	201 A Penn St.		65 88		
								267 A Wagner		79 65		
								307 A Siena		57 68		
								319 N Detroit Mercy		66 60		
								327 H Hofstra		71 44		
LAST 10 Division I												
						267 A Wagner	79 65	197 H Merrimack		63 60		
						68 N Nebraska	49 72	201 A Penn St.		65 88		
						319 N Detroit Mercy	66 60	59 A Yale		40 87		
						91 A Stony Brook	50 54	111 H Holy Cross		52 65		
						307 A Siena	57 68	117 A Saint Joseph's		44 71		

Non-Div I Games: Bridgeport 77 63

Sacred Heart

Loss, Non-Conf, S Site, H Home A Away N Neutral

Average RPI Win:	288	WON-LOST	WINNING	LAST 10	STRENGTH OF	OPP. STRENGTH	TEAM	ADJ.	CONF.	ADJ CONF.
Average RPI Loss:	107	RECORD	PCT. RANK	GAMES	SCHEDULE	OF SCHEDULE	RPI	RPI	RPI	RPI
DIV. I ONLY	4- 9	260	3-7	140	186	196	196	31	31	
DIV. I NON-CONF.	2- 9	304	1-7	58	144	205	205	31	31	
TOTALS	RPI 1-25	RPI 26-50	W-L RECORDS	RPI 51-100	RPI 101-150	RPI 150+				
4- 9	0- 1	0- 2	OVERALL	0- 2	0- 2	4- 2				
0- 3	0- 0	0- 0	HOME	0- 1	0- 1	0- 1				
3- 5	0- 1	0- 1	AWAY	0- 1	0- 1	3- 1				
1- 1	0- 0	0- 1	NEUTRAL	0- 0	0- 0	1- 0				
2- 9	0- 1	0- 2	NON-CONFERENCE	0- 2	0- 2	2- 2				
0- 3	0- 0	0- 0	HOME	0- 1	0- 1	0- 1				
1- 5	0- 1	0- 1	AWAY	0- 1	0- 1	1- 1				
1- 1	0- 0	0- 1	NEUTRAL	0- 0	0- 0	1- 0				
2- 0	0- 0	0- 0	CONFERENCE	0- 0	0- 0	2- 0				
0- 0	0- 0	0- 0	HOME	0- 0	0- 0	0- 0				
2- 0	0- 0	0- 0	AWAY	0- 0	0- 0	2- 0				
0- 0	0- 0	0- 0	NEUTRAL	0- 0	0- 0	0- 0				

RPI 1-25				RPI 26-50				RPI 51-100				RPI 101+ Team's RPI: 196			
RPI	S	Opponent	Score	RPI	S	Opponent	Score	RPI	S	Opponent	Score	RPI	S	Opponent	Score
22	A	Virginia Tech	41 105	35	A	West Virginia	45 74	82	H	Bucknell	46 70	112	H	Liberty	52 71
				36	N	FGCU	64 97	98	A	Duquesne	69 72	122	A	South Fla.	23 62
												179	H	Youngstown St.	46 56
												189	N	Stetson	78 73
												274	A	Morehead St.	54 65
												304	A	Vermont	73 69
												318	A	Bryant	63 60
												340	A	Central Conn. St.	64 52
LAST 10 Division I															
340	A	Central Conn. St.	64 52	318	A	Bryant	63 60								
304	A	Vermont	73 69	82	H	Bucknell	46 70								
122	A	South Fla.	23 62	112	H	Liberty	52 71								
36	N	FGCU	64 97	98	A	Duquesne	69 72								
274	A	Morehead St.	54 65	179	H	Youngstown St.	46 56								

Non-Div I Games:

Saint Francis (PA)

■ Loss,
 ■ Non-Conf,
 ■ S Site,
 ■ Home
 ■ A Away
 N Neutral

Saint Joseph's

Through Games Of Jan. 4, 2020

Average RPI Win:	157	WON-LOST	WINNING	LAST 10	STRENGTH OF	OPP. STRENGTH	TEAM	ADJ.	CONF.	ADJ CONF.
Average RPI Loss:	81	RECORD	PCT. RANK	GAMES	SCHEDULE	OF SCHEDULE	RPI	RPI	RPI	RPI
DIV. I ONLY	7- 6	150	5-5	75	92	117	117	12	12	
DIV. I NON-CONF.	6- 6	163	4-5	70	112	129	129	12	12	
TOTALS	RPI 1-25	RPI 26-50	W-L RECORDS	RPI 51-100	RPI 101-150	RPI 150+				
7- 6	0- 0	0- 0	OVERALL	1- 5	3- 1	3- 0				
5- 2	0- 0	0- 0	HOME	1- 2	1- 0	3- 0				
1- 2	0- 0	0- 0	AWAY	0- 1	1- 1	0- 0				
1- 2	0- 0	0- 0	NEUTRAL	0- 2	1- 0	0- 0				
6- 6	0- 0	0- 0	NON-CONFERENCE	1- 5	2- 1	3- 0				
4- 2	0- 0	0- 0	HOME	1- 2	0- 0	3- 0				
1- 2	0- 0	0- 0	AWAY	0- 1	1- 1	0- 0				
1- 2	0- 0	0- 0	NEUTRAL	0- 2	1- 0	0- 0				
1- 0	0- 0	0- 0	CONFERENCE	0- 0	1- 0	0- 0				
1- 0	0- 0	0- 0	HOME	0- 0	1- 0	0- 0				
0- 0	0- 0	0- 0	AWAY	0- 0	0- 0	0- 0				
0- 0	0- 0	0- 0	NEUTRAL	0- 0	0- 0	0- 0				

RPI 1-25				RPI 26-50				RPI 51-100				RPI 101+				Team's RPI: 117	
RPI	S	Opponent	Score	RPI	S	Opponent	Score	RPI	S	Opponent	Score	RPI	S	Opponent	Score		
								60	H	Temple	67 63	103	H	Richmond	67 56		
								65	N	Seton Hall	39 55	107	A	Auburn	62 66		
								66	A	Villanova	44 60	133	N	Harvard	63 39		
								78	H	Drexel	52 62	146	A	Columbia	71 57		
								84	N	Furman	48 63	156	H	American	72 51		
								85	H	Penn	45 55	227	H	Sacred Heart	71 44		
												272	H	Navy	49 40		
LAST 10 Division I																	
				103	H	Richmond	67 56					272	H	Navy	49 40		
				78	H	Drexel	52 62			84	N	Furman	48 63				
				156	H	American	72 51			133	N	Harvard	63 39				
				107	A	Auburn	62 66			66	A	Villanova	44 60				
				85	H	Penn	45 55			227	H	Sacred Heart	71 44				

Non-Div I Games:

Saint Joseph's

■ Loss,
 ■ Non-Conf,
 ■ S Site,
 ■ H Home
 ■ A Away
 N Neutral

Average RPI Win:	166	WON-LOST	WINNING	LAST 10	STRENGTH OF	OPP. STRENGTH	TEAM	ADJ.	CONF.	ADJ CONF.
Average RPI Loss:	83	RECORD	PCT. RANK	GAMES	SCHEDULE	OF SCHEDULE	RPI	RPI	RPI	RPI
DIV. I ONLY	8- 6	131	5-5	34	172	71	71	12	12	
DIV. I NON-CONF.	8- 5	117	5-4	32	178	49	49	12	12	
TOTALS	RPI 1-25	RPI 26-50	W-L RECORDS	RPI 51-100	RPI 101-150	RPI 150+				
8- 6	0- 1	0- 1	OVERALL	3- 2	1- 1	4- 1				
4- 3	0- 1	0- 1	HOME	3- 0	1- 1	0- 0				
4- 3	0- 0	0- 0	AWAY	0- 2	0- 0	4- 1				
0- 0	0- 0	0- 0	NEUTRAL	0- 0	0- 0	0- 0				
8- 5	0- 1	0- 1	NON-CONFERENCE	3- 2	1- 0	4- 1				
4- 2	0- 1	0- 1	HOME	3- 0	1- 0	0- 0				
4- 3	0- 0	0- 0	AWAY	0- 2	0- 0	4- 1				
0- 0	0- 0	0- 0	NEUTRAL	0- 0	0- 0	0- 0				
0- 1	0- 0	0- 0	CONFERENCE	0- 0	0- 1	0- 0				
0- 1	0- 0	0- 0	HOME	0- 0	0- 1	0- 0				
0- 0	0- 0	0- 0	AWAY	0- 0	0- 0	0- 0				
0- 0	0- 0	0- 0	NEUTRAL	0- 0	0- 0	0- 0				

RPI 1-25				RPI 26-50				RPI 51-100				Team's RPI: 71	RPI 101+			
RPI	S	Opponent	Score	RPI	S	Opponent	Score	RPI	S	Opponent	Score		RPI	S	Opponent	Score
24	H	Princeton	50 66	43	H	Kansas	60 68	51	A	Vanderbilt	50 62		129	H	Davidson	58 65
								56	A	Southern Ill.	53 61		132	H	Southeast Mo. St.	76 61
								67	H	UT Martin	56 50		167	A	Cincinnati	60 50
								76	H	Illinois St.	61 56		195	A	Missouri	58 83
								97	H	Colgate	61 51		217	A	Northern Ky.	67 42
													278	A	Indiana St.	55 53
													294	A	SIUE	68 35
LAST 10 Division I																
				129	H	Davidson	58 65	278	A	Indiana St.	55 53					
				132	H	Southeast Mo. St.	76 61	43	H	Kansas	60 68					
				56	A	Southern Ill.	53 61	24	H	Princeton	50 66					
				97	H	Colgate	61 51	76	H	Illinois St.	61 56					
				294	A	SIUE	68 35	195	A	Missouri	58 83					

Non-Div I Games:

Saint Louis

■ Loss,
 ■ Non-Conf,
 ■ S Site,
 ■ H Home
 ■ A Away
 N Neutral

Saint Mary's (CA)

Through Games Of Jan. 4, 2020

Average RPI Win:	220	WON-LOST	WINNING	LAST 10	STRENGTH OF	OPP. STRENGTH	TEAM	ADJ.	CONF.	ADJ CONF.
Average RPI Loss:	105	RECORD	PCT. RANK	GAMES	SCHEDULE	OF SCHEDULE	RPI	RPI	RPI	RPI
DIV. I ONLY	9- 6	119	7-3	157	145	125	125	11	11	
DIV. I NON-CONF.	5- 6	187	3-3	111	160	176	176	11	11	
TOTALS	RPI 1-25	RPI 26-50	W-L RECORDS	RPI 51-100	RPI 101-150	RPI 150+				
9- 6	0- 1	0- 3	OVERALL	2- 0	0- 0	7- 2				
6- 2	0- 1	0- 1	HOME	1- 0	0- 0	5- 0				
2- 4	0- 0	0- 2	AWAY	1- 0	0- 0	1- 2				
1- 0	0- 0	0- 0	NEUTRAL	0- 0	0- 0	1- 0				
5- 6	0- 1	0- 3	NON-CONFERENCE	1- 0	0- 0	4- 2				
4- 2	0- 1	0- 1	HOME	1- 0	0- 0	3- 0				
0- 4	0- 0	0- 2	AWAY	0- 0	0- 0	0- 2				
1- 0	0- 0	0- 0	NEUTRAL	0- 0	0- 0	1- 0				
4- 0	0- 0	0- 0	CONFERENCE	1- 0	0- 0	3- 0				
2- 0	0- 0	0- 0	HOME	0- 0	0- 0	2- 0				
2- 0	0- 0	0- 0	AWAY	1- 0	0- 0	1- 0				
0- 0	0- 0	0- 0	NEUTRAL	0- 0	0- 0	0- 0				

RPI 1-25				RPI 26-50				RPI 51-100				RPI 101+				Team's RPI: 125
RPI	S	Opponent	Score	RPI	S	Opponent	Score	RPI	S	Opponent	Score	RPI	S	Opponent	Score	
15	H	NC State	70 87	38	H	Marquette	63 77	57	H	Western Ky.	80 73	181	A	San Francisco	86 79	
				43	A	Kansas	81 86	93	A	Santa Clara	95 87	187	A	Wyoming	67 69	
				47	A	UCF	58 67					232	H	UC Davis	83 74	
												263	H	Pepperdine	85 78	
												270	N	St. Bonaventure	72 57	
												273	H	UC Santa Barbara	64 43	
												283	H	LMU (CA)	86 70	
												301	A	Nevada	72 78	
												326	H	Cal Poly	84 67	
LAST 10 Division I																
283	H	LMU (CA)	86 70	263	H	Pepperdine	85 78									
43	A	Kansas	81 86	93	A	Santa Clara	95 87									
326	H	Cal Poly	84 67	181	A	San Francisco	86 79									
57	H	Western Ky.	80 73	270	N	St. Bonaventure	72 57									
38	H	Marquette	63 77	47	A	UCF	58 67									

Non-Div I Games:

Saint Mary's (CA)

■ Loss,
 ■ Non-Conf, S Site,
 ■ Home
 ■ Away
 N Neutral

Average RPI Win: 330		WON-LOST	WINNING	LAST 10	STRENGTH OF	OPP. STRENGTH	TEAM	ADJ.	CONF.	ADJ CONF.
Average RPI Loss: 214		RECORD	PCT. RANK	GAMES	SCHEDULE	OF SCHEDULE	RPI	RPI	RPI	RPI
DIV. I ONLY		3- 7	267	3-7	348	293	333	333	24	24
DIV. I NON-CONF.		3- 6	235	3-6	350	295	341	341	24	24
TOTALS		RPI 1-25	RPI 26-50	W-L RECORDS	RPI 51-100	RPI 101-150	RPI 150+			
3- 7	0- 0		0- 0	OVERALL	0- 2	0- 0	3- 5			
1- 2	0- 0		0- 0	HOME	0- 1	0- 0	1- 1			
2- 5	0- 0		0- 0	AWAY	0- 1	0- 0	2- 4			
0- 0	0- 0		0- 0	NEUTRAL	0- 0	0- 0	0- 0			
3- 6	0- 0		0- 0	NON-CONFERENCE	0- 1	0- 0	3- 5			
1- 2	0- 0		0- 0	HOME	0- 1	0- 0	1- 1			
2- 4	0- 0		0- 0	AWAY	0- 0	0- 0	2- 4			
0- 0	0- 0		0- 0	NEUTRAL	0- 0	0- 0	0- 0			
0- 1	0- 0		0- 0	CONFERENCE	0- 1	0- 0	0- 0			
0- 0	0- 0		0- 0	HOME	0- 0	0- 0	0- 0			
0- 1	0- 0		0- 0	AWAY	0- 1	0- 0	0- 0			
0- 0	0- 0		0- 0	NEUTRAL	0- 0	0- 0	0- 0			

RPI 1-25				RPI 26-50				RPI 51-100				RPI 101+				Team's RPI: 333	
RPI	S	Opponent	Score	RPI	S	Opponent	Score	RPI	S	Opponent	Score	RPI	S	Opponent	Score		
								74	A	Marist	76 96	172	A	Howard	80 92		
								95	H	Lehigh	71 80	241	A	Delaware St.	66 89		
												267	A	Wagner	89 90		
												302	H	Morgan St.	78 77		
												312	A	NJIT	73 76		
												335	H	Fairleigh Dickinson	71 77		
												341	A	Coppin St.	82 57		
												347	A	LIU Brooklyn	89 74		
LAST 10 Division I																	
				74	A	Marist	76 96	95	H	Lehigh	71 80						
				172	A	Howard	80 92	335	H	Fairleigh Dickinson	71 77						
				341	A	Coppin St.	82 57	241	A	Delaware St.	66 89						
				267	A	Wagner	89 90	312	A	NJIT	73 76						
				347	A	LIU Brooklyn	89 74	302	H	Morgan St.	78 77						

Non-Div I Games:

Saint Peter's

■ Loss, ■ Non-Conf, S Site, H Home A Away N Neutral

Average RPI Win:	266	WON-LOST	WINNING	LAST 10	STRENGTH OF	OPP. STRENGTH	TEAM	ADJ.	CONF.	ADJ CONF.
Average RPI Loss:	200	RECORD	PCT. RANK	GAMES	SCHEDULE	OF SCHEDULE	RPI	RPI	RPI	RPI
DIV. I ONLY	6- 4	119	6-4	333	180	192	192	25	25	
DIV. I NON-CONF.	2- 4	235	2-4	214	275	216	216	23	23	
TOTALS	RPI 1-25	RPI 26-50	W-L RECORDS	RPI 51-100	RPI 101-150	RPI 150+				
6- 4	0- 0	0- 0	OVERALL	0- 1	1- 0	5- 3				
3- 0	0- 0	0- 0	HOME	0- 0	0- 0	3- 0				
3- 4	0- 0	0- 0	AWAY	0- 1	1- 0	2- 3				
0- 0	0- 0	0- 0	NEUTRAL	0- 0	0- 0	0- 0				
2- 4	0- 0	0- 0	NON-CONFERENCE	0- 1	0- 0	2- 3				
1- 0	0- 0	0- 0	HOME	0- 0	0- 0	1- 0				
1- 4	0- 0	0- 0	AWAY	0- 1	0- 0	1- 3				
0- 0	0- 0	0- 0	NEUTRAL	0- 0	0- 0	0- 0				
4- 0	0- 0	0- 0	CONFERENCE	0- 0	1- 0	3- 0				
2- 0	0- 0	0- 0	HOME	0- 0	0- 0	2- 0				
2- 0	0- 0	0- 0	AWAY	0- 0	1- 0	1- 0				
0- 0	0- 0	0- 0	NEUTRAL	0- 0	0- 0	0- 0				

RPI 1-25			RPI 26-50			RPI 51-100			RPI 101+			Team's RPI: 192
RPI	S	Opponent	Score	RPI	S	Opponent	Score	RPI	S	Opponent	Score	
						55	A Oklahoma	71	95	109	A New Orleans	78 46
										185	H Louisiana	77 73
										206	A Texas Tech	57 99
										254	A Oral Roberts	41 64
										286	A Ole Miss	69 75
										309	H Nicholls St.	87 71
										320	H McNeese	92 59
										336	A UTSA	81 77
										338	A Northwestern St.	79 69
LAST 10 Division I												
309	H	Nicholls St.	87 71	320	H	McNeese	92 59					
254	A	Oral Roberts	41 64	109	A	New Orleans	78 46					
286	A	Ole Miss	69 75	338	A	Northwestern St.	79 69					
206	A	Texas Tech	57 99	55	A	Oklahoma	71 95					
185	H	Louisiana	77 73	336	A	UTSA	81 77					

Non-Div I Games: Jarvis Christian 114 46 Howard Payne 91 49 Wiley 102 52

Sam Houston St.

Average RPI Win:	257	WON-LOST	WINNING	LAST 10	STRENGTH OF	OPP. STRENGTH	TEAM	ADJ.	CONF.	ADJ CONF.
Average RPI Loss:	105	RECORD	PCT. RANK	GAMES	SCHEDULE	OF SCHEDULE	RPI	RPI	RPI	RPI
DIV. I ONLY	4- 10	270	4-6	50	257	157	157	19	19	
DIV. I NON-CONF.	4- 10	259	4-6	56	260	162	162	21	21	
TOTALS	RPI 1-25	RPI 26-50	W-L RECORDS	RPI 51-100	RPI 101-150	RPI 150+				
4- 10	0- 1	0- 1	OVERALL	0- 3	0- 2	4- 3				
0- 3	0- 0	0- 0	HOME	0- 2	0- 0	0- 1				
3- 7	0- 1	0- 1	AWAY	0- 1	0- 2	3- 2				
1- 0	0- 0	0- 0	NEUTRAL	0- 0	0- 0	1- 0				
4- 10	0- 1	0- 1	NON-CONFERENCE	0- 3	0- 2	4- 3				
0- 3	0- 0	0- 0	HOME	0- 2	0- 0	0- 1				
3- 7	0- 1	0- 1	AWAY	0- 1	0- 2	3- 2				
1- 0	0- 0	0- 0	NEUTRAL	0- 0	0- 0	1- 0				
0- 0	0- 0	0- 0	CONFERENCE	0- 0	0- 0	0- 0				
0- 0	0- 0	0- 0	HOME	0- 0	0- 0	0- 0				
0- 0	0- 0	0- 0	AWAY	0- 0	0- 0	0- 0				
0- 0	0- 0	0- 0	NEUTRAL	0- 0	0- 0	0- 0				

RPI 1-25				RPI 26-50				RPI 51-100				RPI 101+ Team's RPI: 157			
RPI	S	Opponent	Score	RPI	S	Opponent	Score	RPI	S	Opponent	Score	RPI	S	Opponent	Score
12	A	Florida St.	59 88	26	A	Kentucky	49 79	54	H	Troy	65 74	120	A	UAB	69 76
								57	H	Western Ky.	84 88	139	A	Fordham	37 68
								67	A	UT Martin	75 80	162	A	Florida	48 84
												183	H	Tennessee Tech	57 72
												184	A	Murray St.	84 56
												210	A	North Ala.	79 63
												228	A	Kennesaw St.	55 60
												306	A	Alabama St.	83 48
												327	N	Hofstra	65 45
LAST 10 Division I															
327	N	Hofstra	65 45	139	A	Fordham	37 68								
306	A	Alabama St.	83 48	184	A	Murray St.	84 56								
210	A	North Ala.	79 63	57	H	Western Ky.	84 88								
183	H	Tennessee Tech	57 72	26	A	Kentucky	49 79								
67	A	UT Martin	75 80	120	A	UAB	69 76								

Non-Div I Games: Montevallo 81 60

Samford

■ Loss,
■ Non-Conf,
■ S Site,
■ H Home
■ A Away
N Neutral

Average RPI Win:	257	WON-LOST	WINNING	LAST 10	STRENGTH OF	OPP. STRENGTH	TEAM	ADJ.	CONF.	ADJ CONF.
Average RPI Loss:	158	RECORD	PCT. RANK	GAMES	SCHEDULE	OF SCHEDULE	RPI	RPI	RPI	RPI
DIV. I ONLY	7- 7	169	4-6	168	303	199	199	11	11	
DIV. I NON-CONF.	5- 5	163	2-4	177	338	221	221	11	11	
TOTALS	RPI 1-25	RPI 26-50	W-L RECORDS	RPI 51-100	RPI 101-150	RPI 150+				
7- 7	0- 1	0- 0	OVERALL	0- 1	0- 1	7- 4				
4- 5	0- 1	0- 0	HOME	0- 1	0- 1	4- 2				
3- 2	0- 0	0- 0	AWAY	0- 0	0- 0	3- 2				
0- 0	0- 0	0- 0	NEUTRAL	0- 0	0- 0	0- 0				
5- 5	0- 0	0- 0	NON-CONFERENCE	0- 1	0- 1	5- 3				
3- 4	0- 0	0- 0	HOME	0- 1	0- 1	3- 2				
2- 1	0- 0	0- 0	AWAY	0- 0	0- 0	2- 1				
0- 0	0- 0	0- 0	NEUTRAL	0- 0	0- 0	0- 0				
2- 2	0- 1	0- 0	CONFERENCE	0- 0	0- 0	2- 1				
1- 1	0- 1	0- 0	HOME	0- 0	0- 0	1- 0				
1- 1	0- 0	0- 0	AWAY	0- 0	0- 0	1- 1				
0- 0	0- 0	0- 0	NEUTRAL	0- 0	0- 0	0- 0				

RPI 1-25				RPI 26-50				RPI 51-100				RPI 101+ Team's RPI: 199			
RPI	S	Opponent	Score	RPI	S	Opponent	Score	RPI	S	Opponent	Score	RPI	S	Opponent	Score
8	H	Gonzaga	42 57					75	H	Washington	47 65	134	H	Idaho	32 65
												164	H	Portland	74 55
												205	A	San Jose St.	82 88
												206	H	Texas Tech	60 64
												218	H	Cal St. Fullerton	67 72
												231	H	Monmouth	57 49
												251	H	Towson	81 67
												253	H	CSUN	59 40
												263	A	Pepperdine	57 73
												283	A	LMU (CA)	67 59
												297	A	San Diego St.	70 47
												321	A	Air Force	70 59
LAST 10 Division I															
8	H	Gonzaga	42 57	164	H	Portland	74 55								
297	A	San Diego St.	70 47	283	A	LMU (CA)	67 59								
218	H	Cal St. Fullerton	67 72	263	A	Pepperdine	57 73								
134	H	Idaho	32 65	253	H	CSUN	59 40								
206	H	Texas Tech	60 64	75	H	Washington	47 65								

Non-Div I Games: Biola 81 28

San Diego

Average RPI Win:	268	WON-LOST	WINNING	LAST 10	STRENGTH OF	OPP. STRENGTH	TEAM	ADJ.	CONF.	ADJ CONF.
Average RPI Loss:	193	RECORD	PCT. RANK	GAMES	SCHEDULE	OF SCHEDULE	RPI	RPI	RPI	RPI
DIV. I ONLY	6- 9	224	4-6	301	270	297	297	22	22	
DIV. I NON-CONF.	4- 7	225	2-4	327	262	318	318	25	25	
TOTALS	RPI 1-25	RPI 26-50	W-L RECORDS	RPI 51-100	RPI 101-150	RPI 150+				
6- 9	0- 0	0- 0	OVERALL	0- 1	0- 2	6- 6				
4- 5	0- 0	0- 0	HOME	0- 1	0- 0	4- 4				
2- 4	0- 0	0- 0	AWAY	0- 0	0- 2	2- 2				
0- 0	0- 0	0- 0	NEUTRAL	0- 0	0- 0	0- 0				
4- 7	0- 0	0- 0	NON-CONFERENCE	0- 1	0- 1	4- 5				
2- 5	0- 0	0- 0	HOME	0- 1	0- 0	2- 4				
2- 2	0- 0	0- 0	AWAY	0- 0	0- 1	2- 1				
0- 0	0- 0	0- 0	NEUTRAL	0- 0	0- 0	0- 0				
2- 2	0- 0	0- 0	CONFERENCE	0- 0	0- 1	2- 1				
2- 0	0- 0	0- 0	HOME	0- 0	0- 0	2- 0				
0- 2	0- 0	0- 0	AWAY	0- 0	0- 1	0- 1				
0- 0	0- 0	0- 0	NEUTRAL	0- 0	0- 0	0- 0				

RPI 1-25				RPI 26-50				RPI 51-100				RPI 101+ Team's RPI: 297					
RPI	S	Opponent	Score	RPI	S	Opponent	Score	RPI	S	Opponent	Score	RPI	S	Opponent	Score		
								80	H	California	48	74	135	A	Fresno St.	54	79
													148	A	Hawaii	58	61
													199	H	San Diego	47	70
													202	H	Arkansas St.	62	71
													205	A	San Jose St.	67	84
													218	H	Cal St. Fullerton	55	45
													234	H	Colorado St.	59	49
													242	H	Alabama A&M	53	61
													251	H	Towson	80	72
													253	H	CSUN	69	74
													261	H	Utah St.	66	62
													273	A	UC Santa Barbara	52	64
													295	A	California Baptist	80	68
													349	A	Incarnate Word	57	48
LAST 10 Division I																	
				261	H	Utah St.	66	62					135	A	Fresno St.	54	79
				205	A	San Jose St.	67	84					253	H	CSUN	69	74
				234	H	Colorado St.	59	49					349	A	Incarnate Word	57	48
				202	H	Arkansas St.	62	71					295	A	California Baptist	80	68
				273	A	UC Santa Barbara	52	64					199	H	San Diego	47	70

Non-Div I Games: Westcliff 77 56

San Diego St.

■ Loss,
 ■ Non-Conf,
 ■ S Site,
 ■ Home
 ■ Away
 N Neutral

San Francisco

Through Games Of Jan. 4, 2020

Average RPI Win:	211	WON-LOST	WINNING	LAST 10	STRENGTH OF	OPP. STRENGTH	TEAM	ADJ.	CONF.	ADJ CONF.
Average RPI Loss:	97	RECORD	PCT. RANK	GAMES	SCHEDULE	OF SCHEDULE	RPI	RPI	RPI	RPI
DIV. I ONLY	7- 8	187	5-5	121	123	181	181	11	11	
DIV. I NON-CONF.	7- 5	130	5-2	149	145	133	133	11	11	
TOTALS	RPI 1-25	RPI 26-50	W-L RECORDS	RPI 51-100	RPI 101-150	RPI 150+				
7- 8	0- 2	0- 0	OVERALL	0- 3	2- 2	5- 1				
3- 5	0- 1	0- 0	HOME	0- 2	0- 2	3- 0				
1- 2	0- 0	0- 0	AWAY	0- 1	1- 0	0- 1				
3- 1	0- 1	0- 0	NEUTRAL	0- 0	1- 0	2- 0				
7- 5	0- 2	0- 0	NON-CONFERENCE	0- 1	2- 1	5- 1				
3- 2	0- 1	0- 0	HOME	0- 0	0- 1	3- 0				
1- 2	0- 0	0- 0	AWAY	0- 1	1- 0	0- 1				
3- 1	0- 1	0- 0	NEUTRAL	0- 0	1- 0	2- 0				
0- 3	0- 0	0- 0	CONFERENCE	0- 2	0- 1	0- 0				
0- 3	0- 0	0- 0	HOME	0- 2	0- 1	0- 0				
0- 0	0- 0	0- 0	AWAY	0- 0	0- 0	0- 0				
0- 0	0- 0	0- 0	NEUTRAL	0- 0	0- 0	0- 0				

RPI S	Opponent	Score	RPI S	Opponent	Score	RPI S	Opponent	Score	RPI S	Opponent	Score	Team's RPI: 181
5	H Stanford	71 97				75	A Washington	54 73	123	N Houston	80 57	
17	N Mississippi St.	38 73				93	H Santa Clara	72 80	125	H Saint Mary's (CA)	79 86	
						96	H Pacific	61 84	130	A Northern Colo.	90 83	
									134	H Idaho	60 66	
									155	N Bowling Green	64 56	
									218	H Cal St. Fullerton	71 63	
									232	A UC Davis	67 79	
									249	N UC Irvine	68 61	
									253	H CSUN	79 61	
									348	H Sacramento St.	87 82	
LAST 10 Division I												
93	H Santa Clara	72 80	96	H Pacific	61 84							
218	H Cal St. Fullerton	71 63	125	H Saint Mary's (CA)	79 86							
123	N Houston	80 57	249	N UC Irvine	68 61							
155	N Bowling Green	64 56	75	A Washington	54 73							
17	N Mississippi St.	38 73	348	H Sacramento St.	87 82							

Non-Div I Games:

San Francisco

Loss,
Non-Conf,
S Site,
H Home
A Away
N Neutral

Average RPI Win:	241	WON-LOST	WINNING	LAST 10	STRENGTH OF	OPP. STRENGTH	TEAM	ADJ.	CONF.	ADJ CONF.
Average RPI Loss:	159	RECORD	PCT. RANK	GAMES	SCHEDULE	OF SCHEDULE	RPI	RPI	RPI	RPI
DIV. I ONLY	8- 6	131	6-4	300	175	205	205	22	22	
DIV. I NON-CONF.	5- 5	163	3-3	325	131	263	263	25	25	
TOTALS	RPI 1-25	RPI 26-50	W-L RECORDS	RPI 51-100	RPI 101-150	RPI 150+				
8- 6	0- 0	0- 0	OVERALL	1- 2	0- 2	7- 2				
5- 1	0- 0	0- 0	HOME	1- 0	0- 1	4- 0				
3- 3	0- 0	0- 0	AWAY	0- 2	0- 0	3- 1				
0- 2	0- 0	0- 0	NEUTRAL	0- 0	0- 1	0- 1				
5- 5	0- 0	0- 0	NON-CONFERENCE	1- 2	0- 1	4- 2				
4- 0	0- 0	0- 0	HOME	1- 0	0- 0	3- 0				
1- 3	0- 0	0- 0	AWAY	0- 2	0- 0	1- 1				
0- 2	0- 0	0- 0	NEUTRAL	0- 0	0- 1	0- 1				
3- 1	0- 0	0- 0	CONFERENCE	0- 0	0- 1	3- 0				
1- 1	0- 0	0- 0	HOME	0- 0	0- 1	1- 0				
2- 0	0- 0	0- 0	AWAY	0- 0	0- 0	2- 0				
0- 0	0- 0	0- 0	NEUTRAL	0- 0	0- 0	0- 0				

RPI 1-25			RPI 26-50			RPI 51-100			RPI 101+			Team's RPI: 205
RPI	S	Opponent	Score	RPI	S	Opponent	Score	RPI	S	Opponent	Score	
						62	H Buffalo	95 88	135	H Fresno St.	76 85	
						89	A CSU Bakersfield	71 75	138	N BYU	56 75	
						93	A Santa Clara	81 89	188	A New Mexico	81 80	
									199	H San Diego	88 82	
									248	N Northern Ariz.	64 67	
									249	A UC Irvine	77 79	
									261	A Utah St.	76 61	
									273	A UC Santa Barbara	73 70	
									297	H San Diego St.	84 67	
									299	H Eastern Wash.	84 66	
									348	H Sacramento St.	73 67	
LAST 10 Division I												
135	H	Fresno St.	76 85	188	A	New Mexico	81 80					
89	A	CSU Bakersfield	71 75	248	N	Northern Ariz.	64 67					
199	H	San Diego	88 82	138	N	BYU	56 75					
62	H	Buffalo	95 88	297	H	San Diego St.	84 67					
348	H	Sacramento St.	73 67	261	A	Utah St.	76 61					

Non-Div I Games: La Verne 128 62

San Jose St.

Santa Clara

Through Games Of Jan. 4, 2020

Average RPI Win:	178	WON-LOST	WINNING	LAST 10	STRENGTH OF	OPP. STRENGTH	TEAM	ADJ.	CONF.	ADJ CONF.
Average RPI Loss:	117	RECORD	PCT. RANK	GAMES	SCHEDULE	OF SCHEDULE	RPI	RPI	RPI	RPI
DIV. I ONLY	7- 6	150	5-5	60	165	93	93	11	11	
DIV. I NON-CONF.	5- 5	163	3-4	76	180	101	101	11	11	
TOTALS	RPI 1-25	RPI 26-50	W-L RECORDS	RPI 51-100	RPI 101-150	RPI 150+				
7- 6	0- 1	0- 1	OVERALL	1- 1	2- 1	4- 2				
3- 2	0- 0	0- 0	HOME	1- 0	1- 1	1- 1				
3- 3	0- 1	0- 1	AWAY	0- 1	0- 0	3- 0				
1- 1	0- 0	0- 0	NEUTRAL	0- 0	1- 0	0- 1				
5- 5	0- 1	0- 1	NON-CONFERENCE	0- 1	2- 0	3- 2				
2- 1	0- 0	0- 0	HOME	0- 0	1- 0	1- 1				
2- 3	0- 1	0- 1	AWAY	0- 1	0- 0	2- 0				
1- 1	0- 0	0- 0	NEUTRAL	0- 0	1- 0	0- 1				
2- 1	0- 0	0- 0	CONFERENCE	1- 0	0- 1	1- 0				
1- 1	0- 0	0- 0	HOME	1- 0	0- 1	0- 0				
1- 0	0- 0	0- 0	AWAY	0- 0	0- 0	1- 0				
0- 0	0- 0	0- 0	NEUTRAL	0- 0	0- 0	0- 0				

RPI 1-25				RPI 26-50				RPI 51-100				Team's RPI: 93	RPI 101+			
RPI	S	Opponent	Score	RPI	S	Opponent	Score	RPI	S	Opponent	Score		RPI	S	Opponent	Score
2	A	Missouri St.	64 71	40	A	Arizona	52 65	80	A	California	65 69		125	H	Saint Mary's (CA)	87 95
								96	H	Pacific	75 65		135	H	Fresno St.	90 66
													147	N	Montana	68 58
													181	A	San Francisco	80 72
													205	H	San Jose St.	89 81
													208	N	Delaware	80 81
													232	A	UC Davis	62 61
													247	H	Long Beach St.	46 54
													253	A	CSUN	76 55
LAST 10 Division I																
181	A	San Francisco	80 72	125	H	Saint Mary's (CA)	87 95									
247	H	Long Beach St.	46 54	96	H	Pacific	75 65									
208	N	Delaware	80 81	135	H	Fresno St.	90 66									
147	N	Montana	68 58	253	A	CSUN	76 55									
2	A	Missouri St.	64 71	80	A	California	65 69									

Non-Div I Games: UC Santa Cruz 109 51

Santa Clara

Loss, Non-Conf, S Site, H Home A Away N Neutral

Average RPI Win:	317	WON-LOST	WINNING	LAST 10	STRENGTH OF	OPP. STRENGTH	TEAM	ADJ.	CONF.	ADJ CONF.
Average RPI Loss:	195	RECORD	PCT. RANK	GAMES	SCHEDULE	OF SCHEDULE	RPI	RPI	RPI	RPI
DIV. I ONLY	4- 8	244	4-6	340	300	334	334	32	32	
DIV. I NON-CONF.	3- 7	252	3-5	323	300	320	320	32	32	
TOTALS	RPI 1-25	RPI 26-50	W-L RECORDS	RPI 51-100	RPI 101-150	RPI 150+				
4- 8	0- 0	0- 0	OVERALL	0- 1	0- 2	4- 5				
3- 3	0- 0	0- 0	HOME	0- 0	0- 2	3- 1				
1- 5	0- 0	0- 0	AWAY	0- 1	0- 0	1- 4				
0- 0	0- 0	0- 0	NEUTRAL	0- 0	0- 0	0- 0				
3- 7	0- 0	0- 0	NON-CONFERENCE	0- 1	0- 2	3- 4				
2- 2	0- 0	0- 0	HOME	0- 0	0- 2	2- 0				
1- 5	0- 0	0- 0	AWAY	0- 1	0- 0	1- 4				
0- 0	0- 0	0- 0	NEUTRAL	0- 0	0- 0	0- 0				
1- 1	0- 0	0- 0	CONFERENCE	0- 0	0- 0	1- 1				
1- 1	0- 0	0- 0	HOME	0- 0	0- 0	1- 1				
0- 0	0- 0	0- 0	AWAY	0- 0	0- 0	0- 0				
0- 0	0- 0	0- 0	NEUTRAL	0- 0	0- 0	0- 0				

RPI 1-25				RPI 26-50				RPI 51-100				RPI 101+				Team's RPI: 334	
RPI	S	Opponent	Score	RPI	S	Opponent	Score	RPI	S	Opponent	Score	RPI	S	Opponent	Score		
								75	A	Washington	46	78	108	H	Montana St.	65	73
												134	H	Idaho	84	90	
												218	A	Cal St. Fullerton	63	81	
												244	H	UMKC	65	76	
												247	H	Long Beach St.	66	54	
												248	A	Northern Ariz.	80	88	
												261	A	Utah St.	63	70	
												269	A	Idaho St.	48	73	
												326	A	Cal Poly	72	49	
												345	H	Chicago St.	80	51	
												348	H	Sacramento St.	88	84	
LAST 10 Division I																	
				345	H	Chicago St.	80	51		244	H	UMKC	65	76			
				108	H	Montana St.	65	73		218	A	Cal St. Fullerton	63	81			
				75	A	Washington	46	78		326	A	Cal Poly	72	49			
				134	H	Idaho	84	90		247	H	Long Beach St.	66	54			
				248	A	Northern Ariz.	80	88		348	H	Sacramento St.	88	84			

Non-Div I Games: Warner Pacific 89 47 Saint Martin's 91 81 Central Wash. 75 65

Seattle U

Loss, Non-Conf, S Site, H Home A Away N Neutral

Average RPI Win:	184	WON-LOST	WINNING	LAST 10	STRENGTH OF	OPP. STRENGTH	TEAM	ADJ.	CONF.	ADJ CONF.
Average RPI Loss:	42	RECORD	PCT. RANK	GAMES	SCHEDULE	OF SCHEDULE	RPI	RPI	RPI	RPI
DIV. I ONLY	9- 5	97	6-4	52	39	65	65	6	6	
DIV. I NON-CONF.	7- 4	100	4-3	25	51	52	52	6	6	
TOTALS	RPI 1-25	RPI 26-50	W-L RECORDS	RPI 51-100	RPI 101-150	RPI 150+				
9- 5	0- 3	0- 0	OVERALL	1- 2	1- 0	7- 0				
4- 3	0- 2	0- 0	HOME	0- 1	0- 0	4- 0				
3- 1	0- 0	0- 0	AWAY	0- 1	0- 0	3- 0				
2- 1	0- 1	0- 0	NEUTRAL	1- 0	1- 0	0- 0				
7- 4	0- 3	0- 0	NON-CONFERENCE	1- 1	1- 0	5- 0				
4- 2	0- 2	0- 0	HOME	0- 0	0- 0	4- 0				
1- 1	0- 0	0- 0	AWAY	0- 1	0- 0	1- 0				
2- 1	0- 1	0- 0	NEUTRAL	1- 0	1- 0	0- 0				
2- 1	0- 0	0- 0	CONFERENCE	0- 1	0- 0	2- 0				
0- 1	0- 0	0- 0	HOME	0- 1	0- 0	0- 0				
2- 0	0- 0	0- 0	AWAY	0- 0	0- 0	2- 0				
0- 0	0- 0	0- 0	NEUTRAL	0- 0	0- 0	0- 0				

RPI 1-25				RPI 26-50				RPI 51-100 Team's RPI: 65				RPI 101+			
RPI	S	Opponent	Score	RPI	S	Opponent	Score	RPI	S	Opponent	Score	RPI	S	Opponent	Score
1	H	UConn	78 92					51	N	Vanderbilt	69 65	117	N	Saint Joseph's	55 39
23	N	Georgia Tech	54 79					66	H	Villanova	55 61	151	A	Butler	67 62
24	H	Princeton	76 78					95	A	Lehigh	68 75	168	A	Iona	89 37
												177	H	VCU	53 33
												227	H	Sacred Heart	95 69
												243	A	Xavier	83 61
												252	H	Lafayette	74 50
												266	H	Fairfield	74 44
LAST 10 Division I															
				66	H	Villanova	55 61	243	A	Xavier	83 61				
				51	N	Vanderbilt	69 65	151	A	Butler	67 62				
				23	N	Georgia Tech	54 79	252	H	Lafayette	74 50				
				95	A	Lehigh	68 75	168	A	Iona	89 37				
				117	N	Saint Joseph's	55 39	1	H	UConn	78 92				

Non-Div I Games:

Seton Hall

■ Loss,
 ■ Non-Conf,
 ■ S Site,
 ■ H Home
 ■ A Away
 N Neutral

Average RPI Win:	276	WON-LOST	WINNING	LAST 10	STRENGTH OF	OPP. STRENGTH	TEAM	ADJ.	CONF.	ADJ CONF.
Average RPI Loss:	176	RECORD	PCT. RANK	GAMES	SCHEDULE	OF SCHEDULE	RPI	RPI	RPI	RPI
DIV. I ONLY	2- 9	310	2-8	115	347	307	307	24	24	
DIV. I NON-CONF.	2- 7	288	2-6	61	348	265	265	24	24	
TOTALS	RPI 1-25	RPI 26-50	W-L RECORDS	RPI 51-100	RPI 101-150	RPI 150+				
2- 9	0- 0	0- 0	OVERALL	0- 2	0- 3	2- 4				
2- 3	0- 0	0- 0	HOME	0- 0	0- 1	2- 2				
0- 6	0- 0	0- 0	AWAY	0- 2	0- 2	0- 2				
0- 0	0- 0	0- 0	NEUTRAL	0- 0	0- 0	0- 0				
2- 7	0- 0	0- 0	NON-CONFERENCE	0- 2	0- 3	2- 2				
2- 1	0- 0	0- 0	HOME	0- 0	0- 1	2- 0				
0- 6	0- 0	0- 0	AWAY	0- 2	0- 2	0- 2				
0- 0	0- 0	0- 0	NEUTRAL	0- 0	0- 0	0- 0				
0- 2	0- 0	0- 0	CONFERENCE	0- 0	0- 0	0- 2				
0- 2	0- 0	0- 0	HOME	0- 0	0- 0	0- 2				
0- 0	0- 0	0- 0	AWAY	0- 0	0- 0	0- 0				
0- 0	0- 0	0- 0	NEUTRAL	0- 0	0- 0	0- 0				

RPI 1-25				RPI 26-50				RPI 51-100				RPI 101+				Team's RPI: 307	
RPI	S	Opponent	Score	RPI	S	Opponent	Score	RPI	S	Opponent	Score	RPI	S	Opponent	Score		
								85	A	Penn	44	92	126	H	Binghamton	62	89
								97	A	Colgate	51	88	133	A	Harvard	51	68
												142	A	Massachusetts	55	61	
												171	A	Fla. Atlantic	39	83	
												227	H	Sacred Heart	68	57	
												229	H	Quinnipiac	52	66	
												266	H	Fairfield	35	65	
												324	H	Albany (NY)	52	46	
												335	A	Fairleigh Dickinson	58	67	
LAST 10 Division I																	
				229	H	Quinnipiac	52	66		266	H	Fairfield	35	65			
				171	A	Fla. Atlantic	39	83		335	A	Fairleigh Dickinson	58	67			
				227	H	Sacred Heart	68	57		142	A	Massachusetts	55	61			
				133	A	Harvard	51	68		324	H	Albany (NY)	52	46			
				85	A	Penn	44	92		97	A	Colgate	51	88			

Non-Div I Games:

Siena

South Alabama

Through Games Of Jan. 4, 2020

Average RPI Win:	248	WON-LOST	WINNING	LAST 10	STRENGTH OF	OPP. STRENGTH	TEAM	ADJ.	CONF.	ADJ CONF.
Average RPI Loss:	125	RECORD	PCT. RANK	GAMES	SCHEDULE	OF SCHEDULE	RPI	RPI	RPI	RPI
DIV. I ONLY	4- 8	244	4-6	177	179	260	260	23	23	
DIV. I NON-CONF.	3- 7	252	3-5	197	141	273	273	22	22	
TOTALS	RPI 1-25	RPI 26-50	W-L RECORDS	RPI 51-100	RPI 101-150	RPI 150+				
4- 8	0- 0	0- 1	OVERALL	0- 1	0- 3	4- 3				
3- 5	0- 0	0- 1	HOME	0- 1	0- 2	3- 1				
1- 3	0- 0	0- 0	AWAY	0- 0	0- 1	1- 2				
0- 0	0- 0	0- 0	NEUTRAL	0- 0	0- 0	0- 0				
3- 7	0- 0	0- 1	NON-CONFERENCE	0- 1	0- 2	3- 3				
2- 4	0- 0	0- 1	HOME	0- 1	0- 1	2- 1				
1- 3	0- 0	0- 0	AWAY	0- 0	0- 1	1- 2				
0- 0	0- 0	0- 0	NEUTRAL	0- 0	0- 0	0- 0				
1- 1	0- 0	0- 0	CONFERENCE	0- 0	0- 1	1- 0				
1- 1	0- 0	0- 0	HOME	0- 0	0- 1	1- 0				
0- 0	0- 0	0- 0	AWAY	0- 0	0- 0	0- 0				
0- 0	0- 0	0- 0	NEUTRAL	0- 0	0- 0	0- 0				

RPI S	Opponent	Score	RPI S	Opponent	Score	RPI S	Opponent	Score	RPI S	Opponent	Score	Team's RPI: 260
44	H Rutgers	56 77	73	H Alabama	62 74	107	H Auburn	62 82	118	H Coastal Caro.	62 71	
						120	A UAB	61 77	152	H Miami (OH)	73 76	
						160	A Tulane	62 53	166	A Southern Miss.	55 62	
						220	H A&M-Corpus Christi	83 82	223	A ETSU	60 65	
						281	H Appalachian St.	81 66	332	H Tennessee St.	70 48	
LAST 10 Division I												
118	H Coastal Caro.	62 71	281	H Appalachian St.	81 66							
332	H Tennessee St.	70 48	223	A ETSU	60 65							
73	H Alabama	62 74	166	A Southern Miss.	55 62							
152	H Miami (OH)	73 76	160	A Tulane	62 53							
220	H A&M-Corpus Christi	83 82	107	H Auburn	62 82							

Non-Div I Games: William Carey 68 52 Mobile 103 59

South Alabama

Loss, Non-Conf, S Site, H Home A Away N Neutral

South Carolina

Through Games Of Jan. 4, 2020

Average RPI Win:	120	WON-LOST	WINNING	LAST 10	STRENGTH OF	OPP. STRENGTH	TEAM	ADJ.	CONF.	ADJ CONF.
Average RPI Loss:	10	RECORD	PCT. RANK	GAMES	SCHEDULE	OF SCHEDULE	RPI	RPI	RPI	RPI
DIV. I ONLY	13- 1	7	9-1	17	33	4	4	4	4	
DIV. I NON-CONF.	12- 1	10	8-1	34	35	7	7	4	4	
TOTALS	RPI 1-25	RPI 26-50	W-L RECORDS	RPI 51-100	RPI 101-150	RPI 150+				
13- 1	1- 1	5- 0	OVERALL	2- 0	1- 0	4- 0				
7- 0	1- 0	3- 0	HOME	0- 0	0- 0	3- 0				
4- 0	0- 0	1- 0	AWAY	1- 0	1- 0	1- 0				
2- 1	0- 1	1- 0	NEUTRAL	1- 0	0- 0	0- 0				
12- 1	1- 1	4- 0	NON-CONFERENCE	2- 0	1- 0	4- 0				
6- 0	1- 0	2- 0	HOME	0- 0	0- 0	3- 0				
4- 0	0- 0	1- 0	AWAY	1- 0	1- 0	1- 0				
2- 1	0- 1	1- 0	NEUTRAL	1- 0	0- 0	0- 0				
1- 0	0- 0	1- 0	CONFERENCE	0- 0	0- 0	0- 0				
1- 0	0- 0	1- 0	HOME	0- 0	0- 0	0- 0				
0- 0	0- 0	0- 0	AWAY	0- 0	0- 0	0- 0				
0- 0	0- 0	0- 0	NEUTRAL	0- 0	0- 0	0- 0				

RPI 1-25				RPI 26-50				RPI 51-100				RPI 101+			
RPI	S	Opponent	Score	RPI	S	Opponent	Score	RPI	S	Opponent	Score	RPI	S	Opponent	Score
10	N	Indiana	57 71	26	H	Kentucky	99 72	60	A	Temple	78 71	137	A	Dayton	75 49
19	H	Purdue	85 49	29	A	Maryland	63 54	100	N	Washington St.	68 53	173	A	Clemson	84 48
				31	H	South Dakota	73 60					281	H	Appalachian St.	92 50
				37	N	Baylor	74 59					306	H	Alabama St.	103 43
				39	H	Duke	89 46					323	H	USC Upstate	112 32
LAST 10 Division I															
				26	H	Kentucky	99 72	31	H	South Dakota	73 60				
				100	N	Washington St.	68 53	39	H	Duke	89 46				
				10	N	Indiana	57 71	19	H	Purdue	85 49				
				173	A	Clemson	84 48	60	A	Temple	78 71				
				323	H	USC Upstate	112 32	37	N	Baylor	74 59				

Non-Div I Games:

South Carolina

Loss, Non-Conf, S Site, H Home A Away N Neutral

Average RPI Win: 342		WON-LOST	WINNING	LAST 10	STRENGTH OF	OPP. STRENGTH	TEAM	ADJ.	CONF.	ADJ CONF.
Average RPI Loss: 245		RECORD	PCT. RANK	GAMES	SCHEDULE	OF SCHEDULE	RPI	RPI	RPI	RPI
DIV. I ONLY		2- 12	323	1-9	336	348	344	344	30	30
DIV. I NON-CONF.		1- 12	335	0-9	322	347	346	346	30	30
TOTALS	RPI 1-25	RPI 26-50		W-L RECORDS		RPI 51-100	RPI 101-150	RPI 150+		
2- 12	0- 0	0- 0		OVERALL		0- 0	0- 2	2- 10		
0- 5	0- 0	0- 0		HOME		0- 0	0- 1	0- 4		
2- 6	0- 0	0- 0		AWAY		0- 0	0- 1	2- 5		
0- 1	0- 0	0- 0		NEUTRAL		0- 0	0- 0	0- 1		
1- 12	0- 0	0- 0		NON-CONFERENCE		0- 0	0- 2	1- 10		
0- 5	0- 0	0- 0		HOME		0- 0	0- 1	0- 4		
1- 6	0- 0	0- 0		AWAY		0- 0	0- 1	1- 5		
0- 1	0- 0	0- 0		NEUTRAL		0- 0	0- 0	0- 1		
1- 0	0- 0	0- 0		CONFERENCE		0- 0	0- 0	1- 0		
0- 0	0- 0	0- 0		HOME		0- 0	0- 0	0- 0		
1- 0	0- 0	0- 0		AWAY		0- 0	0- 0	1- 0		
0- 0	0- 0	0- 0		NEUTRAL		0- 0	0- 0	0- 0		

RPI 1-25				RPI 26-50				RPI 51-100				RPI 101+				Team's RPI: 344	
RPI	S	Opponent	Score	RPI	S	Opponent	Score	RPI	S	Opponent	Score	RPI	S	Opponent	Score		
												118	A	Coastal Caro.	44	85	
												121	H	North Dakota	53	95	
												210	N	North Ala.	46	99	
												238	A	UNLV	57	66	
												239	A	UNC Asheville	51	82	
												246	H	Col. of Charleston	55	76	
												257	H	Radford	45	60	
												258	A	UNCW	46	84	
												298	H	Presbyterian	49	70	
												311	H	Mercer	55	66	
												317	A	Georgia St.	52	77	
												323	A	USC Upstate	47	58	
												341	A	Coppin St.	71	60	
												342	A	Charleston So.	81	75	
LAST 10 Division I																	
				341	A	Coppin St.	71	60	118	A	Coastal Caro.	44	85				
				311	H	Mercer	55	66	210	N	North Ala.	46	99				
				121	H	North Dakota	53	95	317	A	Georgia St.	52	77				
				238	A	UNLV	57	66	323	A	USC Upstate	47	58				
				246	H	Col. of Charleston	55	76	239	A	UNC Asheville	51	82				

Non-Div I Games:

South Carolina St.

■ Loss, ■ Non-Conf, S Site, H Home A Away N Neutral

South Dakota

Through Games Of Jan. 4, 2020

Average RPI Win:	163	WON-LOST	WINNING	LAST 10	STRENGTH OF	OPP. STRENGTH	TEAM	ADJ.	CONF.	ADJ CONF.
Average RPI Loss:	3	RECORD	PCT. RANK	GAMES	SCHEDULE	OF SCHEDULE	RPI	RPI	RPI	RPI
DIV. I ONLY	12- 2	24	8-2	151	5	31	31	17	17	
DIV. I NON-CONF.	10- 2	31	6-2	90	2	20	20	17	17	
TOTALS	RPI 1-25	RPI 26-50	W-L RECORDS	RPI 51-100	RPI 101-150	RPI 150+				
12- 2	3- 2	0- 0	OVERALL	0- 0	2- 0	7- 0				
5- 1	2- 1	0- 0	HOME	0- 0	1- 0	2- 0				
5- 1	0- 1	0- 0	AWAY	0- 0	1- 0	4- 0				
2- 0	1- 0	0- 0	NEUTRAL	0- 0	0- 0	1- 0				
10- 2	3- 2	0- 0	NON-CONFERENCE	0- 0	2- 0	5- 0				
5- 1	2- 1	0- 0	HOME	0- 0	1- 0	2- 0				
3- 1	0- 1	0- 0	AWAY	0- 0	1- 0	2- 0				
2- 0	1- 0	0- 0	NEUTRAL	0- 0	0- 0	1- 0				
2- 0	0- 0	0- 0	CONFERENCE	0- 0	0- 0	2- 0				
0- 0	0- 0	0- 0	HOME	0- 0	0- 0	0- 0				
2- 0	0- 0	0- 0	AWAY	0- 0	0- 0	2- 0				
0- 0	0- 0	0- 0	NEUTRAL	0- 0	0- 0	0- 0				

RPI 1-25				RPI 26-50		Team's RPI: 31		RPI 51-100				RPI 101+			
RPI	S	Opponent	Score	RPI	S	Opponent	Score	RPI	S	Opponent	Score	RPI	S	Opponent	Score
2	H	Missouri St.	66 74									145	A	Green Bay	66 60
4	A	South Carolina	60 73									147	H	Montana	96 64
13	H	Creighton	72 65									158	N	Northern Ill.	91 48
21	N	Ohio St.	68 53									178	A	Utah	84 81
25	H	Drake	102 94									191	A	Northeastern	80 76
												195	H	Missouri	72 56
												224	A	Western Ill.	96 65
												316	A	Purdue Fort Wayne	62 41
												341	H	Coppin St.	82 44
LAST 10 Division I															
316	A	Purdue Fort Wayne	62 41	224	A	Western Ill.	96 65								
158	N	Northern Ill.	91 48	4	A	South Carolina	60 73								
21	N	Ohio St.	68 53	147	H	Montana	96 64								
2	H	Missouri St.	66 74	341	H	Coppin St.	82 44								
195	H	Missouri	72 56	13	H	Creighton	72 65								

Non-Div I Games: Mt. Marty 110 39

South Dakota

Loss, Non-Conf, S Site, H Home A Away N Neutral

Average RPI Win:	197	WON-LOST	WINNING	LAST 10	STRENGTH OF	OPP. STRENGTH	TEAM	ADJ.	CONF.	ADJ CONF.
Average RPI Loss:	28	RECORD	PCT. RANK	GAMES	SCHEDULE	OF SCHEDULE	RPI	RPI	RPI	RPI
DIV. I ONLY	10- 6	111	6-4	163	16	99	99	17	17	
DIV. I NON-CONF.	7- 6	160	3-4	87	6	92	92	17	17	
TOTALS	RPI 1-25	RPI 26-50	W-L RECORDS	RPI 51-100	RPI 101-150	RPI 150+				
10- 6	0- 3	0- 3	OVERALL	1- 0	3- 0	6- 0				
6- 2	0- 0	0- 2	HOME	0- 0	1- 0	5- 0				
2- 3	0- 3	0- 0	AWAY	0- 0	1- 0	1- 0				
2- 1	0- 0	0- 1	NEUTRAL	1- 0	1- 0	0- 0				
7- 6	0- 3	0- 3	NON-CONFERENCE	1- 0	3- 0	3- 0				
4- 2	0- 0	0- 2	HOME	0- 0	1- 0	3- 0				
1- 3	0- 3	0- 0	AWAY	0- 0	1- 0	0- 0				
2- 1	0- 0	0- 1	NEUTRAL	1- 0	1- 0	0- 0				
3- 0	0- 0	0- 0	CONFERENCE	0- 0	0- 0	3- 0				
2- 0	0- 0	0- 0	HOME	0- 0	0- 0	2- 0				
1- 0	0- 0	0- 0	AWAY	0- 0	0- 0	1- 0				
0- 0	0- 0	0- 0	NEUTRAL	0- 0	0- 0	0- 0				

RPI 1-25				RPI 26-50				RPI 51-100				Team's RPI: 99	RPI 101+				
RPI	S	Opponent	Score	RPI	S	Opponent	Score	RPI	S	Opponent	Score		RPI	S	Opponent	Score	
13	A	Creighton	48 61	36	N	FGCU	70 71	92	N	Notre Dame	65 59		108	H	Montana St.	60 50	
14	A	Oregon	56 95	38	H	Marquette	58 65						122	N	South Fla.	61 50	
25	A	Drake	67 74	42	H	Central Mich.	74 79						145	A	Green Bay	60 55	
													187	H	Wyoming	67 40	
													213	H	Chattanooga	71 56	
													224	H	Western Ill.	75 45	
													254	H	Oral Roberts	58 44	
													284	A	Omaha	68 51	
													341	H	Coppin St.	94 41	
LAST 10 Division I																	
				224	H	Western Ill.	75 45					254	H	Oral Roberts	58 44		
				213	H	Chattanooga	71 56					284	A	Omaha	68 51		
				14	A	Oregon	56 95					145	A	Green Bay	60 55		
				341	H	Coppin St.	94 41					38	H	Marquette	58 65		
				36	N	FGCU	70 71					42	H	Central Mich.	74 79		

Non-Div I Games: Dakota Wesleyan 77 46

South Dakota St.

Average RPI Win:	197	WON-LOST	WINNING	LAST 10	STRENGTH OF	OPP. STRENGTH	TEAM	ADJ.	CONF.	ADJ CONF.
Average RPI Loss:	87	RECORD	PCT. RANK	GAMES	SCHEDULE	OF SCHEDULE	RPI	RPI	RPI	RPI
DIV. I ONLY	8- 6	131	4-6	69	160	122	122	8	8	
DIV. I NON-CONF.	8- 6	138	4-6	74	175	118	118	8	8	
TOTALS	RPI 1-25	RPI 26-50	W-L RECORDS	RPI 51-100	RPI 101-150	RPI 150+				
8- 6	0- 1	0- 2	OVERALL	1- 2	1- 0	6- 1				
8- 0	0- 0	0- 0	HOME	1- 0	1- 0	6- 0				
0- 2	0- 0	0- 1	AWAY	0- 0	0- 0	0- 1				
0- 4	0- 1	0- 1	NEUTRAL	0- 2	0- 0	0- 0				
8- 6	0- 1	0- 2	NON-CONFERENCE	1- 2	1- 0	6- 1				
8- 0	0- 0	0- 0	HOME	1- 0	1- 0	6- 0				
0- 2	0- 0	0- 1	AWAY	0- 0	0- 0	0- 1				
0- 4	0- 1	0- 1	NEUTRAL	0- 2	0- 0	0- 0				
0- 0	0- 0	0- 0	CONFERENCE	0- 0	0- 0	0- 0				
0- 0	0- 0	0- 0	HOME	0- 0	0- 0	0- 0				
0- 0	0- 0	0- 0	AWAY	0- 0	0- 0	0- 0				
0- 0	0- 0	0- 0	NEUTRAL	0- 0	0- 0	0- 0				

RPI S	Opponent	Score	RPI S	Opponent	Score	RPI S	Opponent	Score	RPI S	Opponent	Score	Team's RPI: 122
17 N	Mississippi St.	61 86	36 N	FGCU	77 81	92 N	Notre Dame	51 67	134 H	Idaho	67 64	
			37 A	Baylor	46 58	94 H	Texas	64 57	172 H	Howard	82 53	
						99 N	South Dakota St.	50 61	177 H	VCU	77 55	
									196 H	Saint Francis (PA)	62 23	
									222 H	Jacksonville	70 39	
									238 A	UNLV	51 61	
									271 H	Brown	70 60	
									306 H	Alabama St.	80 29	
LAST 10 Division I												
271 H	Brown	70 60	238 A	UNLV	51 61							
36 N	FGCU	77 81	17 N	Mississippi St.	61 86							
99 N	South Dakota St.	50 61	134 H	Idaho	67 64							
196 H	Saint Francis (PA)	62 23	306 H	Alabama St.	80 29							
37 A	Baylor	46 58	92 N	Notre Dame	51 67							

Non-Div I Games:

South Fla.

Average RPI Win:	231	WON-LOST	WINNING	LAST 10	STRENGTH OF	OPP. STRENGTH	TEAM	ADJ.	CONF.	ADJ CONF.
Average RPI Loss:	166	RECORD	PCT. RANK	GAMES	SCHEDULE	OF SCHEDULE	RPI	RPI	RPI	RPI
DIV. I ONLY	7- 4	105	6-4	292	174	132	132	20	20	
DIV. I NON-CONF.	6- 3	90	5-3	329	149	149	149	20	20	
TOTALS	RPI 1-25	RPI 26-50	W-L RECORDS	RPI 51-100	RPI 101-150	RPI 150+				
7- 4	0- 0	0- 0	OVERALL	1- 1	1- 0	5- 3				
2- 0	0- 0	0- 0	HOME	1- 0	0- 0	1- 0				
5- 4	0- 0	0- 0	AWAY	0- 1	1- 0	4- 3				
0- 0	0- 0	0- 0	NEUTRAL	0- 0	0- 0	0- 0				
6- 3	0- 0	0- 0	NON-CONFERENCE	1- 1	0- 0	5- 2				
2- 0	0- 0	0- 0	HOME	1- 0	0- 0	1- 0				
4- 3	0- 0	0- 0	AWAY	0- 1	0- 0	4- 2				
0- 0	0- 0	0- 0	NEUTRAL	0- 0	0- 0	0- 0				
1- 1	0- 0	0- 0	CONFERENCE	0- 0	1- 0	0- 1				
0- 0	0- 0	0- 0	HOME	0- 0	0- 0	0- 0				
1- 1	0- 0	0- 0	AWAY	0- 0	1- 0	0- 1				
0- 0	0- 0	0- 0	NEUTRAL	0- 0	0- 0	0- 0				

RPI 1-25			RPI 26-50			RPI 51-100			RPI 101+			Team's RPI: 132
RPI	S	Opponent	Score	RPI	S	Opponent	Score	RPI	S	Opponent	Score	
						56	H Southern Ill.	79		140	A Austin Peay	79 66
						71	A Saint Louis	61		184	A Murray St.	62 70
										186	A Eastern Mich.	64 69
										202	A Arkansas St.	79 67
										224	A Western Ill.	91 97
										278	A Indiana St.	68 58
										286	A Ole Miss	70 53
										316	A Purdue Fort Wayne	58 48
										337	H Evansville	83 60
LAST 10 Division I												
184	A	Murray St.	62	70	140	A	Austin Peay	79	66			
71	A	Saint Louis	61	76	278	A	Indiana St.	68	58			
316	A	Purdue Fort Wayne	58	48	224	A	Western Ill.	91	97			
186	A	Eastern Mich.	64	69	286	A	Ole Miss	70	53			
202	A	Arkansas St.	79	67	56	H	Southern Ill.	79	65			

Non-Div I Games: Harris-Stowe 106 64 Mo.-St. Louis 70 56

Southeast Mo. St.

Southeastern La.

Through Games Of Jan. 4, 2020

Average RPI Win:	270	WON-LOST	WINNING	LAST 10	STRENGTH OF	OPP. STRENGTH	TEAM	ADJ.	CONF.	ADJ CONF.
Average RPI Loss:	143	RECORD	PCT. RANK	GAMES	SCHEDULE	OF SCHEDULE	RPI	RPI	RPI	RPI
DIV. I ONLY	4- 8	244	4-6	173	305	215	215	25	25	
DIV. I NON-CONF.	2- 6	279	2-4	135	287	223	223	23	23	
TOTALS	RPI 1-25	RPI 26-50	W-L RECORDS	RPI 51-100	RPI 101-150	RPI 150+				
4- 8	0- 0	0- 1	OVERALL	0- 1	0- 1	4- 5				
2- 1	0- 0	0- 0	HOME	0- 0	0- 0	2- 1				
2- 7	0- 0	0- 1	AWAY	0- 1	0- 1	2- 4				
0- 0	0- 0	0- 0	NEUTRAL	0- 0	0- 0	0- 0				
2- 6	0- 0	0- 1	NON-CONFERENCE	0- 1	0- 1	2- 3				
1- 0	0- 0	0- 0	HOME	0- 0	0- 0	1- 0				
1- 6	0- 0	0- 1	AWAY	0- 1	0- 1	1- 3				
0- 0	0- 0	0- 0	NEUTRAL	0- 0	0- 0	0- 0				
2- 2	0- 0	0- 0	CONFERENCE	0- 0	0- 0	2- 2				
1- 1	0- 0	0- 0	HOME	0- 0	0- 0	1- 1				
1- 1	0- 0	0- 0	AWAY	0- 0	0- 0	1- 1				
0- 0	0- 0	0- 0	NEUTRAL	0- 0	0- 0	0- 0				

RPI 1-25				RPI 26-50				RPI 51-100				RPI 101+ Team's RPI: 215			
RPI	S	Opponent	Score	RPI	S	Opponent	Score	RPI	S	Opponent	Score	RPI	S	Opponent	Score
				32	A	LSU	52 62	73	A	Alabama	50 87	123	A	Houston	65 78
												166	A	Southern Miss.	54 62
												175	A	SFA	51 77
												182	H	Lamar University	57 65
												185	A	Louisiana	50 60
												209	A	Louisiana Tech	78 92
												220	H	A&M-Corpus Christi	48 44
												221	H	Jackson St.	63 59
												288	A	Houston Baptist	69 59
												351	A	La.-Monroe	65 52
LAST 10 Division I															
				220	H	A&M-Corpus Christi	48 44					175	A	SFA	51 77
				221	H	Jackson St.	63 59					73	A	Alabama	50 87
				351	A	La.-Monroe	65 52					288	A	Houston Baptist	69 59
				32	A	LSU	52 62					182	H	Lamar University	57 65
				185	A	Louisiana	50 60					209	A	Louisiana Tech	78 92

Non-Div I Games: LSU-Alexandria 89 67

Southeastern La.

■ Loss,
 ■ Non-Conf, S Site,
 ■ Home
 ■ Away
 N Neutral

Average RPI Win:	214	WON-LOST	WINNING	LAST 10	STRENGTH OF	OPP. STRENGTH	TEAM	ADJ.	CONF.	ADJ CONF.
Average RPI Loss:	79	RECORD	PCT. RANK	GAMES	SCHEDULE	OF SCHEDULE	RPI	RPI	RPI	RPI
DIV. I ONLY	8- 5	112	5-5	66	135	83	83	1	1	
DIV. I NON-CONF.	8- 3	68	5-3	191	158	96	96	1	1	
TOTALS	RPI 1-25	RPI 26-50	W-L RECORDS	RPI 51-100	RPI 101-150	RPI 150+				
8- 5	0- 2	1- 1	OVERALL	1- 1	0- 0	6- 1				
5- 2	0- 1	1- 1	HOME	0- 0	0- 0	4- 0				
2- 2	0- 1	0- 0	AWAY	0- 0	0- 0	2- 1				
1- 1	0- 0	0- 0	NEUTRAL	1- 1	0- 0	0- 0				
8- 3	0- 1	1- 0	NON-CONFERENCE	1- 1	0- 0	6- 1				
5- 1	0- 1	1- 0	HOME	0- 0	0- 0	4- 0				
2- 1	0- 0	0- 0	AWAY	0- 0	0- 0	2- 1				
1- 1	0- 0	0- 0	NEUTRAL	1- 1	0- 0	0- 0				
0- 2	0- 1	0- 1	CONFERENCE	0- 0	0- 0	0- 0				
0- 1	0- 0	0- 1	HOME	0- 0	0- 0	0- 0				
0- 1	0- 1	0- 0	AWAY	0- 0	0- 0	0- 0				
0- 0	0- 0	0- 0	NEUTRAL	0- 0	0- 0	0- 0				

RPI 1-25				RPI 26-50				RPI 51-100				Team's RPI: 83	RPI 101+			
RPI	S	Opponent	Score	RPI	S	Opponent	Score	RPI	S	Opponent	Score		RPI	S	Opponent	Score
7	H	Texas A&M	64 74	33	H	Virginia	59 49	68	N	Nebraska	54 67		236	A	UC Riverside	76 59
9	A	UCLA	59 83	40	H	Arizona	57 65	73	N	Alabama	60 57		238	H	UNLV	75 54
													247	H	Long Beach St.	57 40
													253	A	CSUN	69 53
													273	A	UC Santa Barbara	46 57
													301	H	Nevada	50 47
													331	H	UTRGV	80 43
LAST 10 Division I																
				40	H	Arizona	57 65	9	A	UCLA	59 83					
				73	N	Alabama	60 57	247	H	Long Beach St.	57 40					
				68	N	Nebraska	54 67	301	H	Nevada	50 47					
				7	H	Texas A&M	64 74	331	H	UTRGV	80 43					
				273	A	UC Santa Barbara	46 57	238	H	UNLV	75 54					

Non-Div I Games:

Southern California

■ Loss,
 ■ Non-Conf,
 ■ S Site,
 ■ H Home
 ■ A Away
 N Neutral

Average RPI Win:	170	WON-LOST	WINNING	LAST 10	STRENGTH OF	OPP. STRENGTH	TEAM	ADJ.	CONF.	ADJ CONF.
Average RPI Loss:	115	RECORD	PCT. RANK	GAMES	SCHEDULE	OF SCHEDULE	RPI	RPI	RPI	RPI
DIV. I ONLY	9- 3	61	8-2	112	199	56	56	7	7	
DIV. I NON-CONF.	8- 3	68	7-2	144	182	73	73	7	7	
TOTALS	RPI 1-25	RPI 26-50	W-L RECORDS	RPI 51-100	RPI 101-150	RPI 150+				
9- 3	0- 0	0- 0	OVERALL	2- 1	0- 2	7- 0				
4- 1	0- 0	0- 0	HOME	2- 0	0- 1	2- 0				
4- 2	0- 0	0- 0	AWAY	0- 1	0- 1	4- 0				
1- 0	0- 0	0- 0	NEUTRAL	0- 0	0- 0	1- 0				
8- 3	0- 0	0- 0	NON-CONFERENCE	2- 1	0- 2	6- 0				
4- 1	0- 0	0- 0	HOME	2- 0	0- 1	2- 0				
3- 2	0- 0	0- 0	AWAY	0- 1	0- 1	3- 0				
1- 0	0- 0	0- 0	NEUTRAL	0- 0	0- 0	1- 0				
1- 0	0- 0	0- 0	CONFERENCE	0- 0	0- 0	1- 0				
0- 0	0- 0	0- 0	HOME	0- 0	0- 0	0- 0				
1- 0	0- 0	0- 0	AWAY	0- 0	0- 0	1- 0				
0- 0	0- 0	0- 0	NEUTRAL	0- 0	0- 0	0- 0				

RPI 1-25			RPI 26-50			RPI 51-100			Team's RPI: 56	RPI 101+		
RPI	S	Opponent	Score	RPI	S	Opponent	Score	RPI	S	Opponent	Score	
						67	H UT Martin	70	59	132	A Southeast Mo. St.	65 79
						70	A IUPUI	78	81	144	H Memphis	66 70
						71	H Saint Louis	61	53	158	A Northern Ill.	80 61
										161	A Valparaiso	67 51
										183	H Tennessee Tech	76 65
										184	H Murray St.	76 66
										186	A Eastern Mich.	85 54
										224	N Western Ill.	79 65
										294	A SIUE	103 67
LAST 10 Division I												
						161	A Valparaiso	67	51	158	A Northern Ill.	80 61
						71	H Saint Louis	61	53	224	N Western Ill.	79 65
						186	A Eastern Mich.	85	54	184	H Murray St.	76 66
						144	H Memphis	66	70	132	A Southeast Mo. St.	65 79
						183	H Tennessee Tech	76	65	67	H UT Martin	70 59

Non-Div I Games:

Southern Ill.

Average RPI Win:	263	WON-LOST	WINNING	LAST 10	STRENGTH OF	OPP. STRENGTH	TEAM	ADJ.	CONF.	ADJ CONF.
Average RPI Loss:	100	RECORD	PCT. RANK	GAMES	SCHEDULE	OF SCHEDULE	RPI	RPI	RPI	RPI
DIV. I ONLY	7- 3	73	7-3	278	220	166	166	13	13	
DIV. I NON-CONF.	6- 3	90	6-3	305	189	191	191	16	16	
TOTALS	RPI 1-25	RPI 26-50	W-L RECORDS	RPI 51-100	RPI 101-150	RPI 150+				
7- 3	0- 1	0- 0	OVERALL	0- 0	0- 1	7- 1				
6- 1	0- 0	0- 0	HOME	0- 0	0- 0	6- 1				
1- 2	0- 1	0- 0	AWAY	0- 0	0- 1	1- 0				
0- 0	0- 0	0- 0	NEUTRAL	0- 0	0- 0	0- 0				
6- 3	0- 1	0- 0	NON-CONFERENCE	0- 0	0- 1	6- 1				
5- 1	0- 0	0- 0	HOME	0- 0	0- 0	5- 1				
1- 2	0- 1	0- 0	AWAY	0- 0	0- 1	1- 0				
0- 0	0- 0	0- 0	NEUTRAL	0- 0	0- 0	0- 0				
1- 0	0- 0	0- 0	CONFERENCE	0- 0	0- 0	1- 0				
1- 0	0- 0	0- 0	HOME	0- 0	0- 0	1- 0				
0- 0	0- 0	0- 0	AWAY	0- 0	0- 0	0- 0				
0- 0	0- 0	0- 0	NEUTRAL	0- 0	0- 0	0- 0				

RPI S	Opponent	Score	RPI S	Opponent	Score	RPI S	Opponent	Score	RPI S	Opponent	Score	Team's RPI: 166
17	A Mississippi St.	58 91							123	A Houston	60 75	
									160	H Tulane	58 62	
									177	H VCU	51 39	
									209	H Louisiana Tech	66 60	
									215	H Southeastern La.	62 54	
									260	H South Alabama	62 55	
									286	H Ole Miss	59 53	
									346	H Mississippi Val.	84 80	
									351	A La.-Monroe	57 42	
LAST 10 Division I												
209	H Louisiana Tech	66 60	123	A Houston	60 75							
286	H Ole Miss	59 53	260	H South Alabama	62 55							
351	A La.-Monroe	57 42	160	H Tulane	58 62							
215	H Southeastern La.	62 54	177	H VCU	51 39							
17	A Mississippi St.	58 91	346	H Mississippi Val.	84 80							

Non-Div I Games: Faulkner 71 59 William Carey 77 47

Southern Miss.

Average RPI Win:	0	WON-LOST	WINNING	LAST 10	STRENGTH OF	OPP. STRENGTH	TEAM	ADJ.	CONF.	ADJ CONF.
Average RPI Loss:	98	RECORD	PCT. RANK	GAMES	SCHEDULE	OF SCHEDULE	RPI	RPI	RPI	RPI
DIV. I ONLY	0- 10	343	0-10	13	120	250	250	28	28	
DIV. I NON-CONF.	0- 9	338	0-9	10	164	247	247	28	28	
TOTALS	RPI 1-25	RPI 26-50	W-L RECORDS	RPI 51-100	RPI 101-150	RPI 150+				
0- 10	0- 0	0- 2	OVERALL	0- 5	0- 2	0- 1				
0- 0	0- 0	0- 0	HOME	0- 0	0- 0	0- 0				
0- 8	0- 0	0- 2	AWAY	0- 4	0- 2	0- 0				
0- 2	0- 0	0- 0	NEUTRAL	0- 1	0- 0	0- 1				
0- 9	0- 0	0- 2	NON-CONFERENCE	0- 4	0- 2	0- 1				
0- 0	0- 0	0- 0	HOME	0- 0	0- 0	0- 0				
0- 7	0- 0	0- 2	AWAY	0- 3	0- 2	0- 0				
0- 2	0- 0	0- 0	NEUTRAL	0- 1	0- 0	0- 1				
0- 1	0- 0	0- 0	CONFERENCE	0- 1	0- 0	0- 0				
0- 0	0- 0	0- 0	HOME	0- 0	0- 0	0- 0				
0- 1	0- 0	0- 0	AWAY	0- 1	0- 0	0- 0				
0- 0	0- 0	0- 0	NEUTRAL	0- 0	0- 0	0- 0				

RPI	S	Opponent	Score	RPI	S	Opponent	Score	RPI	S	Opponent	Score	RPI	S	Opponent	Score	Team's RPI: 250
30	A	Oklahoma St.	59	72	68	A	Nebraska	39	73	127	A	Wichita St.	63	69		
44	A	Rutgers	58	78	69	A	Texas Southern	56	61	139	A	Fordham	52	65		
					72	A	Iowa St.	36	69	239	N	UNC Asheville	34	53		
					94	A	Texas	39	93							
					100	N	Washington St.	54	69							
LAST 10 Division I																
69	A	Texas Southern	56	61	239	N	UNC Asheville	34	53							
94	A	Texas	39	93	100	N	Washington St.	54	69							
68	A	Nebraska	39	73	30	A	Oklahoma St.	59	72							
127	A	Wichita St.	63	69	139	A	Fordham	52	65							
72	A	Iowa St.	36	69	44	A	Rutgers	58	78							

Non-Div I Games: Tougaloo 100 39 Wiley 78 55

Southern U.

Southern Utah

Through Games Of Jan. 4, 2020

Average RPI Win:	247	WON-LOST	WINNING	LAST 10	STRENGTH OF	OPP. STRENGTH	TEAM	ADJ.	CONF.	ADJ CONF.
Average RPI Loss:	163	RECORD	PCT. RANK	GAMES	SCHEDULE	OF SCHEDULE	RPI	RPI	RPI	RPI
DIV. I ONLY	7- 5	125	5-5	255	222	163	163	21	21	
DIV. I NON-CONF.	6- 3	90	4-3	290	233	154	154	19	19	
TOTALS	RPI 1-25	RPI 26-50	W-L RECORDS	RPI 51-100	RPI 101-150	RPI 150+				
7- 5	0- 1	0- 0	OVERALL	0- 0	0- 2	7- 2				
6- 0	0- 0	0- 0	HOME	0- 0	0- 0	6- 0				
1- 5	0- 1	0- 0	AWAY	0- 0	0- 2	1- 2				
0- 0	0- 0	0- 0	NEUTRAL	0- 0	0- 0	0- 0				
6- 3	0- 1	0- 0	NON-CONFERENCE	0- 0	0- 0	6- 2				
5- 0	0- 0	0- 0	HOME	0- 0	0- 0	5- 0				
1- 3	0- 1	0- 0	AWAY	0- 0	0- 0	1- 2				
0- 0	0- 0	0- 0	NEUTRAL	0- 0	0- 0	0- 0				
1- 2	0- 0	0- 0	CONFERENCE	0- 0	0- 2	1- 0				
1- 0	0- 0	0- 0	HOME	0- 0	0- 0	1- 0				
0- 2	0- 0	0- 0	AWAY	0- 0	0- 2	0- 0				
0- 0	0- 0	0- 0	NEUTRAL	0- 0	0- 0	0- 0				

RPI 1-25				RPI 26-50				RPI 51-100				RPI 101+ Team's RPI: 163			
RPI	S	Opponent	Score	RPI	S	Opponent	Score	RPI	S	Opponent	Score	RPI	S	Opponent	Score
6	A	Oregon St.	45 95									108	A	Montana St.	65 91
												147	A	Montana	74 81
												190	H	Portland St.	71 58
												218	H	Cal St. Fullerton	79 63
												236	H	UC Riverside	79 68
												238	H	UNLV	72 68
												249	H	UC Irvine	82 68
												254	H	Oral Roberts	72 58
												265	A	Grand Canyon	65 69
												290	A	Denver	73 81
												343	A	Utah Valley	71 58
LAST 10 Division I															
108	A	Montana St.	65 91	147	A	Montana	74 81								
254	H	Oral Roberts	72 58	190	H	Portland St.	71 58								
6	A	Oregon St.	45 95	236	H	UC Riverside	79 68								
238	H	UNLV	72 68	290	A	Denver	73 81								
265	A	Grand Canyon	65 69	249	H	UC Irvine	82 68								

Non-Div I Games:

Southern Utah

■ Loss,
 ■ Non-Conf, S Site,
 ■ Home
 ■ Away
 N Neutral

St. Bonaventure

Through Games Of Jan. 4, 2020

Average RPI Win:	225	WON-LOST	WINNING	LAST 10	STRENGTH OF	OPP. STRENGTH	TEAM	ADJ.	CONF.	ADJ CONF.
Average RPI Loss:	135	RECORD	PCT. RANK	GAMES	SCHEDULE	OF SCHEDULE	RPI	RPI	RPI	RPI
DIV. I ONLY	3- 11	301	2-8	90	275	270	270	12	12	
DIV. I NON-CONF.	3- 10	282	2-7	105	280	280	280	12	12	
TOTALS	RPI 1-25	RPI 26-50	W-L RECORDS	RPI 51-100	RPI 101-150	RPI 150+				
3- 11	0- 0	0- 1	OVERALL	0- 3	1- 4	2- 3				
2- 5	0- 0	0- 1	HOME	0- 1	0- 1	2- 2				
0- 5	0- 0	0- 0	AWAY	0- 2	0- 2	0- 1				
1- 1	0- 0	0- 0	NEUTRAL	0- 0	1- 1	0- 0				
3- 10	0- 0	0- 1	NON-CONFERENCE	0- 3	1- 3	2- 3				
2- 5	0- 0	0- 1	HOME	0- 1	0- 1	2- 2				
0- 4	0- 0	0- 0	AWAY	0- 2	0- 1	0- 1				
1- 1	0- 0	0- 0	NEUTRAL	0- 0	1- 1	0- 0				
0- 1	0- 0	0- 0	CONFERENCE	0- 0	0- 1	0- 0				
0- 0	0- 0	0- 0	HOME	0- 0	0- 0	0- 0				
0- 1	0- 0	0- 0	AWAY	0- 0	0- 1	0- 0				
0- 0	0- 0	0- 0	NEUTRAL	0- 0	0- 0	0- 0				

RPI	S	Opponent	Score	RPI	S	Opponent	Score	RPI	S	Opponent	Score	RPI	S	Opponent	Score	Team's RPI: 270
45	H	St. John's (NY)	56 68	62	H	Buffalo	36 46	124	N	Wright St.	57 56	125	N	Saint Mary's (CA)	57 72	
				82	A	Bucknell	60 68	126	A	Binghamton	67 78	139	A	Fordham	53 79	
				87	A	Kent St.	58 81	149	H	Cornell	42 70	165	H	Akron	54 63	
								170	H	Cleveland St.	62 65	255	H	Niagara	71 67	
								296	H	Oakland	80 66	330	A	Canisius	82 84	
LAST 10 Division I																
139	A	Fordham	53 79	149	H	Cornell	42 70									
87	A	Kent St.	58 81	125	N	Saint Mary's (CA)	57 72									
126	A	Binghamton	67 78	124	N	Wright St.	57 56									
170	H	Cleveland St.	62 65	296	H	Oakland	80 66									
330	A	Canisius	82 84	62	H	Buffalo	36 46									

Non-Div I Games:

St. Bonaventure

■ Loss,
 ■ Non-Conf,
 ■ S Site,
 ■ H Home
 ■ A Away
 N Neutral

Average RPI Win:	283	WON-LOST	WINNING	LAST 10	STRENGTH OF	OPP. STRENGTH	TEAM	ADJ.	CONF.	ADJ CONF.
Average RPI Loss:	159	RECORD	PCT. RANK	GAMES	SCHEDULE	OF SCHEDULE	RPI	RPI	RPI	RPI
DIV. I ONLY	3- 8	276	3-7	190	295	285	285	31	31	
DIV. I NON-CONF.	3- 7	252	3-6	158	258	250	250	31	31	
TOTALS	RPI 1-25	RPI 26-50	W-L RECORDS	RPI 51-100	RPI 101-150	RPI 150+				
3- 8	0- 1	0- 1	OVERALL	0- 2	0- 1	3- 3				
2- 2	0- 0	0- 0	HOME	0- 1	0- 0	2- 1				
1- 4	0- 1	0- 1	AWAY	0- 0	0- 1	1- 1				
0- 2	0- 0	0- 0	NEUTRAL	0- 1	0- 0	0- 1				
3- 7	0- 1	0- 1	NON-CONFERENCE	0- 2	0- 1	3- 2				
2- 1	0- 0	0- 0	HOME	0- 1	0- 0	2- 0				
1- 4	0- 1	0- 1	AWAY	0- 0	0- 1	1- 1				
0- 2	0- 0	0- 0	NEUTRAL	0- 1	0- 0	0- 1				
0- 1	0- 0	0- 0	CONFERENCE	0- 0	0- 0	0- 1				
0- 1	0- 0	0- 0	HOME	0- 0	0- 0	0- 1				
0- 0	0- 0	0- 0	AWAY	0- 0	0- 0	0- 0				
0- 0	0- 0	0- 0	NEUTRAL	0- 0	0- 0	0- 0				

RPI 1-25				RPI 26-50				RPI 51-100				RPI 101+ Team's RPI: 285			
RPI	S	Opponent	Score	RPI	S	Opponent	Score	RPI	S	Opponent	Score	RPI	S	Opponent	Score
24	A	Princeton	44 76	38	A	Marquette	71 92	91	H	Stony Brook	73 86	102	A	Boston College	69 106
								96	N	Pacific	62 71	256	H	Loyola Maryland	89 78
												268	H	Army West Point	70 64
												276	N	Ga. Southern	47 78
												312	A	NJIT	69 88
												324	A	Albany (NY)	49 41
												335	H	Fairleigh Dickinson	57 62
LAST 10 Division I															
335	H	Fairleigh Dickinson	57 62	276	N	Ga. Southern	47 78								
256	H	Loyola Maryland	89 78	96	N	Pacific	62 71								
268	H	Army West Point	70 64	324	A	Albany (NY)	49 41								
102	A	Boston College	69 106	24	A	Princeton	44 76								
38	A	Marquette	71 92	312	A	NJIT	69 88								

Non-Div I Games: East Stroudsburg 84 62

St. Francis Brooklyn

■ Loss,
 ■ Non-Conf,
 ■ S Site,
 ■ Home
 ■ A Away
 N Neutral

Average RPI Win:	193	WON-LOST	WINNING	LAST 10	STRENGTH OF	OPP. STRENGTH	TEAM	ADJ.	CONF.	ADJ CONF.
Average RPI Loss:	87	RECORD	PCT. RANK	GAMES	SCHEDULE	OF SCHEDULE	RPI	RPI	RPI	RPI
DIV. I ONLY	10- 4	68	7-3	96	113	45	45	6	6	
DIV. I NON-CONF.	7- 4	100	4-3	46	170	47	47	6	6	
TOTALS	RPI 1-25	RPI 26-50	W-L RECORDS	RPI 51-100	RPI 101-150	RPI 150+				
10- 4	0- 1	0- 1	OVERALL	2- 1	1- 0	7- 1				
6- 0	0- 0	0- 0	HOME	1- 0	1- 0	4- 0				
4- 3	0- 1	0- 1	AWAY	1- 0	0- 0	3- 1				
0- 1	0- 0	0- 0	NEUTRAL	0- 1	0- 0	0- 0				
7- 4	0- 1	0- 1	NON-CONFERENCE	2- 1	1- 0	4- 1				
5- 0	0- 0	0- 0	HOME	1- 0	1- 0	3- 0				
2- 3	0- 1	0- 1	AWAY	1- 0	0- 0	1- 1				
0- 1	0- 0	0- 0	NEUTRAL	0- 1	0- 0	0- 0				
3- 0	0- 0	0- 0	CONFERENCE	0- 0	0- 0	3- 0				
1- 0	0- 0	0- 0	HOME	0- 0	0- 0	1- 0				
2- 0	0- 0	0- 0	AWAY	0- 0	0- 0	2- 0				
0- 0	0- 0	0- 0	NEUTRAL	0- 0	0- 0	0- 0				

RPI 1-25				RPI 26-50				Team's RPI: 45				RPI 51-100				RPI 101+			
RPI	S	Opponent	Score	RPI	S	Opponent	Score	RPI	S	Opponent	Score	RPI	S	Opponent	Score	RPI	S	Opponent	Score
12	A	Florida St.	70 74	28	A	James Madison	73 76	59	A	Yale	80 66	142	H	Massachusetts	82 71				
								70	N	IUPUI	78 85	151	A	Butler	67 42				
								79	H	Wake Forest	82 74	198	H	Georgetown	71 54				
												238	A	UNLV	75 79				
												243	A	Xavier	75 67				
												252	H	Lafayette	76 44				
												266	H	Fairfield	71 69				
												268	H	Army West Point	96 60				
												270	A	St. Bonaventure	68 56				
LAST 10 Division I																			
198	H	Georgetown	71 54	59	A	Yale	80 66	151	A	Butler	67 42								
238	A	UNLV	75 79	70	N	IUPUI	78 85	243	A	Xavier	75 67								
142	H	Massachusetts	82 71					266	H	Fairfield	71 69								
								12	A	Florida St.	70 74								
								268	H	Army West Point	96 60								

Non-Div I Games:

St. John's (NY)

Average RPI Win:	126	WON-LOST	WINNING	LAST 10	STRENGTH OF	OPP. STRENGTH	TEAM	ADJ.	CONF.	ADJ CONF.
Average RPI Loss:	94	RECORD	PCT. RANK	GAMES	SCHEDULE	OF SCHEDULE	RPI	RPI	RPI	RPI
DIV. I ONLY	12- 1	11	9-1	23	35	5	5	1	1	
DIV. I NON-CONF.	11- 1	14	8-1	20	42	5	5	1	1	
TOTALS	RPI 1-25	RPI 26-50	W-L RECORDS	RPI 51-100	RPI 101-150	RPI 150+				
12- 1	3- 0	0- 0	OVERALL	3- 1	2- 0	4- 0				
8- 0	2- 0	0- 0	HOME	2- 0	2- 0	2- 0				
1- 1	0- 0	0- 0	AWAY	0- 1	0- 0	1- 0				
3- 0	1- 0	0- 0	NEUTRAL	1- 0	0- 0	1- 0				
11- 1	3- 0	0- 0	NON-CONFERENCE	2- 1	2- 0	4- 0				
7- 0	2- 0	0- 0	HOME	1- 0	2- 0	2- 0				
1- 1	0- 0	0- 0	AWAY	0- 1	0- 0	1- 0				
3- 0	1- 0	0- 0	NEUTRAL	1- 0	0- 0	1- 0				
1- 0	0- 0	0- 0	CONFERENCE	1- 0	0- 0	0- 0				
1- 0	0- 0	0- 0	HOME	1- 0	0- 0	0- 0				
0- 0	0- 0	0- 0	AWAY	0- 0	0- 0	0- 0				
0- 0	0- 0	0- 0	NEUTRAL	0- 0	0- 0	0- 0				

RPI	S	Opponent	Score	RPI	S	Opponent	Score	RPI	S	Opponent	Score	RPI	S	Opponent	Score
8	H	Gonzaga	76 70					62	H	Buffalo	88 69	104	H	Tennessee	78 51
17	N	Mississippi St.	67 62					63	N	Syracuse	77 59	130	H	Northern Colo.	90 36
21	H	Ohio St.	71 52					94	A	Texas	64 69	181	A	San Francisco	97 71
								100	H	Washington St.	77 58	232	H	UC Davis	67 55
												295	N	California Baptist	83 78
												299	H	Eastern Wash.	92 27
LAST 10 Division I															
100	H	Washington St.	77 58	232	H	UC Davis	67 55								
63	N	Syracuse	77 59	94	A	Texas	64 69								
295	N	California Baptist	83 78	104	H	Tennessee	78 51								
62	H	Buffalo	88 69	21	H	Ohio St.	71 52								
8	H	Gonzaga	76 70	17	N	Mississippi St.	67 62								

Non-Div I Games:

Stanford

Average RPI Win:	261	WON-LOST	WINNING	LAST 10	STRENGTH OF	OPP. STRENGTH	TEAM	ADJ.	CONF.	ADJ CONF.
Average RPI Loss:	105	RECORD	PCT. RANK	GAMES	SCHEDULE	OF SCHEDULE	RPI	RPI	RPI	RPI
DIV. I ONLY	4- 7	233	4-6	100	255	189	189	16	16	
DIV. I NON-CONF.	3- 7	252	3-6	102	242	222	222	14	14	
TOTALS	RPI 1-25	RPI 26-50	W-L RECORDS	RPI 51-100	RPI 101-150	RPI 150+				
4- 7	0- 0	0- 2	OVERALL	0- 1	0- 2	4- 2				
2- 2	0- 0	0- 0	HOME	0- 0	0- 1	2- 1				
2- 4	0- 0	0- 2	AWAY	0- 1	0- 1	2- 0				
0- 1	0- 0	0- 0	NEUTRAL	0- 0	0- 0	0- 1				
3- 7	0- 0	0- 2	NON-CONFERENCE	0- 1	0- 2	3- 2				
2- 2	0- 0	0- 0	HOME	0- 0	0- 1	2- 1				
1- 4	0- 0	0- 2	AWAY	0- 1	0- 1	1- 0				
0- 1	0- 0	0- 0	NEUTRAL	0- 0	0- 0	0- 1				
1- 0	0- 0	0- 0	CONFERENCE	0- 0	0- 0	1- 0				
0- 0	0- 0	0- 0	HOME	0- 0	0- 0	0- 0				
1- 0	0- 0	0- 0	AWAY	0- 0	0- 0	1- 0				
0- 0	0- 0	0- 0	NEUTRAL	0- 0	0- 0	0- 0				

RPI 1-25				RPI 26-50				RPI 51-100				RPI 101+				Team's RPI: 189
RPI	S	Opponent	Score	RPI	S	Opponent	Score	RPI	S	Opponent	Score	RPI	S	Opponent	Score	
				26	A	Kentucky	48 67	85	A	Penn	41 81	104	A	Tennessee	46 73	
				47	A	UCF	40 66					111	H	Holy Cross	63 75	
												169	H	Bethune-Cookman	55 59	
												196	N	Saint Francis (PA)	73 78	
												212	H	Tulsa	66 60	
												228	A	Kennesaw St.	67 61	
												274	A	Morehead St.	58 55	
												330	H	Canisius	68 52	
LAST 10 Division I																
				228	A	Kennesaw St.	67 61	111	H	Holy Cross	63 75					
				47	A	UCF	40 66	169	H	Bethune-Cookman	55 59					
				104	A	Tennessee	46 73	330	H	Canisius	68 52					
				196	N	Saint Francis (PA)	73 78	212	H	Tulsa	66 60					
				274	A	Morehead St.	58 55	85	A	Penn	41 81					

Non-Div I Games: Palm Beach Atl. 77 46 Trinity Baptist 116 40 Fla. National 80 37

Stetson

Stony Brook

Through Games Of Jan. 4, 2020

Average RPI Win:	248	WON-LOST	WINNING	LAST 10	STRENGTH OF	OPP. STRENGTH	TEAM	ADJ.	CONF.	ADJ CONF.
Average RPI Loss:	49	RECORD	PCT. RANK	GAMES	SCHEDULE	OF SCHEDULE	RPI	RPI	RPI	RPI
DIV. I ONLY	12- 1	11	9-1	322	213	91	91	29	29	
DIV. I NON-CONF.	11- 1	14	8-1	316	198	81	81	29	29	
TOTALS	RPI 1-25	RPI 26-50	W-L RECORDS	RPI 51-100	RPI 101-150	RPI 150+				
12- 1	0- 0	0- 1	OVERALL	1- 0	0- 0	11- 0				
5- 0	0- 0	0- 0	HOME	1- 0	0- 0	4- 0				
5- 1	0- 0	0- 1	AWAY	0- 0	0- 0	5- 0				
2- 0	0- 0	0- 0	NEUTRAL	0- 0	0- 0	2- 0				
11- 1	0- 0	0- 1	NON-CONFERENCE	1- 0	0- 0	10- 0				
4- 0	0- 0	0- 0	HOME	1- 0	0- 0	3- 0				
5- 1	0- 0	0- 1	AWAY	0- 0	0- 0	5- 0				
2- 0	0- 0	0- 0	NEUTRAL	0- 0	0- 0	2- 0				
1- 0	0- 0	0- 0	CONFERENCE	0- 0	0- 0	1- 0				
1- 0	0- 0	0- 0	HOME	0- 0	0- 0	1- 0				
0- 0	0- 0	0- 0	AWAY	0- 0	0- 0	0- 0				
0- 0	0- 0	0- 0	NEUTRAL	0- 0	0- 0	0- 0				

RPI 1-25			RPI 26-50			RPI 51-100			Team's RPI: 91	RPI 101+		
RPI	S	Opponent	Score	RPI	S	Opponent	Score	RPI	S	Opponent	Score	
49	A	Arkansas	58 88	82	H	Bucknell	78 73	154	N	Western Mich.	50 47	
								168	H	Iona	59 40	
								227	H	Sacred Heart	54 50	
								235	H	Manhattan	59 54	
								267	A	Wagner	66 45	
								285	A	St. Francis Brooklyn	86 73	
								287	A	Pittsburgh	59 56	
								300	H	UMBC	57 45	
								302	N	Morgan St.	63 56	
								327	A	Hofstra	81 38	
								347	A	LIU Brooklyn	80 49	
LAST 10 Division I												
300	H	UMBC	57 45	82	H	Bucknell	78 73					
347	A	LIU Brooklyn	80 49	154	N	Western Mich.	50 47					
227	H	Sacred Heart	54 50	302	N	Morgan St.	63 56					
168	H	Iona	59 40	267	A	Wagner	66 45					
49	A	Arkansas	58 88	287	A	Pittsburgh	59 56					

Non-Div I Games: Molloy 66 49

Stony Brook

Loss, Non-Conf, S Site, H Home A Away N Neutral

Average RPI Win:	177	WON-LOST	WINNING	LAST 10	STRENGTH OF	OPP. STRENGTH	TEAM	ADJ.	CONF.	ADJ CONF.
Average RPI Loss:	42	RECORD	PCT. RANK	GAMES	SCHEDULE	OF SCHEDULE	RPI	RPI	RPI	RPI
DIV. I ONLY	7- 6	150	4-6	9	60	63	63	3	3	
DIV. I NON-CONF.	6- 5	151	3-5	45	94	97	97	2	2	
TOTALS	RPI 1-25	RPI 26-50	W-L RECORDS	RPI 51-100	RPI 101-150	RPI 150+				
7- 6	1- 3	0- 2	OVERALL	1- 0	2- 1	3- 0				
5- 1	1- 1	0- 0	HOME	0- 0	1- 0	3- 0				
0- 2	0- 1	0- 1	AWAY	0- 0	0- 0	0- 0				
2- 3	0- 1	0- 1	NEUTRAL	1- 0	1- 1	0- 0				
6- 5	0- 2	0- 2	NON-CONFERENCE	1- 0	2- 1	3- 0				
4- 1	0- 1	0- 0	HOME	0- 0	1- 0	3- 0				
0- 1	0- 0	0- 1	AWAY	0- 0	0- 0	0- 0				
2- 3	0- 1	0- 1	NEUTRAL	1- 0	1- 1	0- 0				
1- 1	1- 1	0- 0	CONFERENCE	0- 0	0- 0	0- 0				
1- 0	1- 0	0- 0	HOME	0- 0	0- 0	0- 0				
0- 1	0- 1	0- 0	AWAY	0- 0	0- 0	0- 0				
0- 0	0- 0	0- 0	NEUTRAL	0- 0	0- 0	0- 0				

RPI 1-25				RPI 26-50				RPI 51-100				RPI 101+			
RPI	S	Opponent	Score	RPI	S	Opponent	Score	RPI	S	Opponent	Score	RPI	S	Opponent	Score
3	A	Louisville	58 62	35	N	West Virginia	69 71	88	N	Michigan St.	77 63	101	H	Ohio	66 54
5	N	Stanford	59 77	50	A	Michigan	76 84					123	N	Houston	87 62
12	H	Florida St.	90 89									145	N	Green Bay	73 79
14	H	Oregon	64 81									293	H	UMES	65 50
												300	H	UMBC	82 48
												324	H	Albany (NY)	75 53
LAST 10 Division I															
12	H	Florida St.	90 89	3	A	Louisville	58 62								
145	N	Green Bay	73 79	35	N	West Virginia	69 71								
5	N	Stanford	59 77	88	N	Michigan St.	77 63								
123	N	Houston	87 62	300	H	UMBC	82 48								
14	H	Oregon	64 81	50	A	Michigan	76 84								

Non-Div I Games:

Syracuse

TCUTCU

TCU

Page 283

Average RPI Win:	176	WON-LOST	WINNING	LAST 10	STRENGTH OF	OPP. STRENGTH	TEAM	ADJ.	CONF.	ADJ CONF.
Average RPI Loss:	46	RECORD	PCT. RANK	GAMES	SCHEDULE	OF SCHEDULE	RPI	RPI	RPI	RPI
DIV. I ONLY	8- 6	131	5-5	24	54	60	60	8	8	
DIV. I NON-CONF.	7- 5	130	4-4	35	75	69	69	8	8	
TOTALS	RPI 1-25	RPI 26-50	W-L RECORDS	RPI 51-100	RPI 101-150	RPI 150+				
8- 6	0- 3	0- 1	OVERALL	3- 0	0- 2	5- 0				
4- 3	0- 2	0- 1	HOME	2- 0	0- 0	2- 0				
4- 1	0- 0	0- 0	AWAY	1- 0	0- 1	3- 0				
0- 2	0- 1	0- 0	NEUTRAL	0- 0	0- 1	0- 0				
7- 5	0- 2	0- 1	NON-CONFERENCE	3- 0	0- 2	4- 0				
4- 2	0- 1	0- 1	HOME	2- 0	0- 0	2- 0				
3- 1	0- 0	0- 0	AWAY	1- 0	0- 1	2- 0				
0- 2	0- 1	0- 0	NEUTRAL	0- 0	0- 1	0- 0				
1- 1	0- 1	0- 0	CONFERENCE	0- 0	0- 0	1- 0				
0- 1	0- 1	0- 0	HOME	0- 0	0- 0	0- 0				
1- 0	0- 0	0- 0	AWAY	0- 0	0- 0	1- 0				
0- 0	0- 0	0- 0	NEUTRAL	0- 0	0- 0	0- 0				

RPI	S	Opponent	Score	RPI	S	Opponent	Score	RPI	S	Opponent	Score	RPI	S	Opponent	Score
1	H	UConn	54 83	36	H	FGCU	67 93	66	H	Villanova	74 69	106	N	North Carolina	58 71
4	H	South Carolina	71 78					82	A	Bucknell	72 61	117	A	Saint Joseph's	63 67
13	N	Creighton	59 69					98	H	Duquesne	85 72	193	A	La Salle	72 69
												212	A	Tulsa	74 65
												243	H	Xavier	78 65
												251	A	Towson	74 59
												266	H	Fairfield	77 59
LAST 10 Division I															
212	A	Tulsa	74 65	193	A	La Salle	72 69								
13	N	Creighton	59 69	36	H	FGCU	67 93								
106	N	North Carolina	58 71	66	H	Villanova	74 69								
82	A	Bucknell	72 61	4	H	South Carolina	71 78								
1	H	UConn	54 83	251	A	Towson	74 59								

Non-Div I Games:

Temple

Tennessee

Through Games Of Jan. 4, 2020

Average RPI Win:	223	WON-LOST	WINNING	LAST 10	STRENGTH OF	OPP. STRENGTH	TEAM	ADJ.	CONF.	ADJ CONF.
Average RPI Loss:	50	RECORD	PCT. RANK	GAMES	SCHEDULE	OF SCHEDULE	RPI	RPI	RPI	RPI
DIV. I ONLY	11- 2	29	8-2	291	93	104	104	4	4	
DIV. I NON-CONF.	10- 2	31	7-2	284	133	100	100	4	4	
TOTALS	RPI 1-25	RPI 26-50	W-L RECORDS	RPI 51-100	RPI 101-150	RPI 150+				
11- 2	0- 1	0- 0	OVERALL	1- 1	0- 0	10- 0				
8- 1	0- 0	0- 0	HOME	0- 1	0- 0	8- 0				
3- 1	0- 1	0- 0	AWAY	1- 0	0- 0	2- 0				
0- 0	0- 0	0- 0	NEUTRAL	0- 0	0- 0	0- 0				
10- 2	0- 1	0- 0	NON-CONFERENCE	1- 1	0- 0	9- 0				
7- 1	0- 0	0- 0	HOME	0- 1	0- 0	7- 0				
3- 1	0- 1	0- 0	AWAY	1- 0	0- 0	2- 0				
0- 0	0- 0	0- 0	NEUTRAL	0- 0	0- 0	0- 0				
1- 0	0- 0	0- 0	CONFERENCE	0- 0	0- 0	1- 0				
1- 0	0- 0	0- 0	HOME	0- 0	0- 0	1- 0				
0- 0	0- 0	0- 0	AWAY	0- 0	0- 0	0- 0				
0- 0	0- 0	0- 0	NEUTRAL	0- 0	0- 0	0- 0				

RPI	S	Opponent	Score	RPI	S	Opponent	Score	RPI	S	Opponent	Score	RPI	S	Opponent	Score	Team's RPI: 104
5	A	Stanford	51 78					92	A	Notre Dame	74 63	172	H	Howard	88 38	
								94	H	Texas	60 66	189	H	Stetson	73 46	
												190	A	Portland St.	88 61	
												195	H	Missouri	77 66	
												223	A	ETSU	72 68	
												234	H	Colorado St.	79 41	
												237	H	Central Ark.	63 36	
												264	H	Ark.-Pine Bluff	92 51	
												321	H	Air Force	81 54	
												332	H	Tennessee St.	73 43	
LAST 10 Division I																
195	H	Missouri	77 66	172	H	Howard	88 38									
321	H	Air Force	81 54	190	A	Portland St.	88 61									
264	H	Ark.-Pine Bluff	92 51	5	A	Stanford	51 78									
189	H	Stetson	73 46	234	H	Colorado St.	79 41									
332	H	Tennessee St.	73 43	94	H	Texas	60 66									

Non-Div I Games:

Tennessee

■ Loss,
 ■ Non-Conf,
 S Site,
 ■ Home
 ■ Away
 N Neutral

Tennessee St.

Through Games Of Jan. 4, 2020

Average RPI Win:	0	WON-LOST	WINNING	LAST 10	STRENGTH OF	OPP. STRENGTH	TEAM	ADJ.	CONF.	ADJ CONF.
Average RPI Loss:	199	RECORD	PCT. RANK	GAMES	SCHEDULE	OF SCHEDULE	RPI	RPI	RPI	RPI
DIV. I ONLY	0- 10	343	0-10	141	341	332	332	20	20	
DIV. I NON-CONF.	0- 8	338	0-8	77	332	315	315	20	20	
TOTALS	RPI 1-25	RPI 26-50	W-L RECORDS	RPI 51-100	RPI 101-150	RPI 150+				
0- 10	0- 0	0- 1	OVERALL	0- 1	0- 2	0- 6				
0- 7	0- 0	0- 0	HOME	0- 1	0- 1	0- 5				
0- 3	0- 0	0- 1	AWAY	0- 0	0- 1	0- 1				
0- 0	0- 0	0- 0	NEUTRAL	0- 0	0- 0	0- 0				
0- 8	0- 0	0- 1	NON-CONFERENCE	0- 1	0- 2	0- 4				
0- 5	0- 0	0- 0	HOME	0- 1	0- 1	0- 3				
0- 3	0- 0	0- 1	AWAY	0- 0	0- 1	0- 1				
0- 0	0- 0	0- 0	NEUTRAL	0- 0	0- 0	0- 0				
0- 2	0- 0	0- 0	CONFERENCE	0- 0	0- 0	0- 2				
0- 2	0- 0	0- 0	HOME	0- 0	0- 0	0- 2				
0- 0	0- 0	0- 0	AWAY	0- 0	0- 0	0- 0				
0- 0	0- 0	0- 0	NEUTRAL	0- 0	0- 0	0- 0				

RPI S	Opponent	Score	RPI S	Opponent	Score	RPI S	Opponent	Score	RPI S	Opponent	Score	Team's RPI: 332
40	A Arizona	42 77	51	H Vanderbilt	55 106	104	A Tennessee	43 73	146	H Columbia	65 75	
						210	H North Ala.	63 88	260	A South Alabama	48 70	
						282	H Eastern Ill.	52 73	289	H Lipscomb	64 74	
						294	H SIUE	63 76	313	H Alcorn	57 62	
LAST 10 Division I												
294	H SIUE	63 76	282	H Eastern Ill.	52 73							
51	H Vanderbilt	55 106	146	H Columbia	65 75							
313	H Alcorn	57 62	40	A Arizona	42 77							
210	H North Ala.	63 88	289	H Lipscomb	64 74							
104	A Tennessee	43 73	260	A South Alabama	48 70							

Non-Div I Games: Wilberforce 83 65 Fisk 91 50

Tennessee St.

Loss, Non-Conf, S Site, H Home A Away N Neutral

Tennessee Tech

Through Games Of Jan. 4, 2020

Average RPI Win:	281	WON-LOST	WINNING	LAST 10	STRENGTH OF	OPP. STRENGTH	TEAM	ADJ.	CONF.	ADJ CONF.
Average RPI Loss:	80	RECORD	PCT. RANK	GAMES	SCHEDULE	OF SCHEDULE	RPI	RPI	RPI	RPI
DIV. I ONLY	7- 4	105	6-4	334	105	183	183	20	20	
DIV. I NON-CONF.	5- 4	140	4-4	340	90	218	218	20	20	
TOTALS	RPI 1-25	RPI 26-50	W-L RECORDS	RPI 51-100	RPI 101-150	RPI 150+				
7- 4	0- 0	0- 0	OVERALL	0- 3	0- 0	7- 1				
2- 0	0- 0	0- 0	HOME	0- 0	0- 0	2- 0				
4- 3	0- 0	0- 0	AWAY	0- 3	0- 0	4- 0				
1- 1	0- 0	0- 0	NEUTRAL	0- 0	0- 0	1- 1				
5- 4	0- 0	0- 0	NON-CONFERENCE	0- 3	0- 0	5- 1				
2- 0	0- 0	0- 0	HOME	0- 0	0- 0	2- 0				
2- 3	0- 0	0- 0	AWAY	0- 3	0- 0	2- 0				
1- 1	0- 0	0- 0	NEUTRAL	0- 0	0- 0	1- 1				
2- 0	0- 0	0- 0	CONFERENCE	0- 0	0- 0	2- 0				
0- 0	0- 0	0- 0	HOME	0- 0	0- 0	0- 0				
2- 0	0- 0	0- 0	AWAY	0- 0	0- 0	2- 0				
0- 0	0- 0	0- 0	NEUTRAL	0- 0	0- 0	0- 0				

RPI 1-25			RPI 26-50			RPI 51-100			RPI 101+			Team's RPI: 183
RPI	S	Opponent	Score	RPI	S	Opponent	Score	RPI	S	Opponent	Score	
						51	A Vanderbilt	61	75	157	A Samford	72 57
						53	A Middle Tenn.	58	64	158	N Northern Ill.	74 82
						56	A Southern Ill.	65	76	245	A Eastern Ky.	60 42
										274	A Morehead St.	75 55
										289	H Lipscomb	78 58
										319	N Detroit Mercy	69 47
										329	A Western Caro.	62 58
										351	H La.-Monroe	75 68
LAST 10 Division I												
						274	A Morehead St.	75	55	245	A Eastern Ky.	60 42
						158	N Northern Ill.	74	82	289	H Lipscomb	78 58
						157	A Samford	72	57	329	A Western Caro.	62 58
						53	A Middle Tenn.	58	64	51	A Vanderbilt	61 75
						56	A Southern Ill.	65	76	319	N Detroit Mercy	69 47

Non-Div I Games: Tenn. Wesleyan 94 45 Cumberland (TN) 88 51

Tennessee Tech

Loss, Non-Conf, S Site, H Home A Away N Neutral

Average RPI Win:	212	WON-LOST	WINNING	LAST 10	STRENGTH OF	OPP. STRENGTH	TEAM	ADJ.	CONF.	ADJ CONF.
Average RPI Loss:	69	RECORD	PCT. RANK	GAMES	SCHEDULE	OF SCHEDULE	RPI	RPI	RPI	RPI
DIV. I ONLY	8- 5	112	7-3	64	127	94	94	5	5	
DIV. I NON-CONF.	8- 4	90	7-2	95	166	80	80	5	5	
TOTALS	RPI 1-25	RPI 26-50	W-L RECORDS	RPI 51-100	RPI 101-150	RPI 150+				
8- 5	1- 2	0- 1	OVERALL	0- 0	2- 2	5- 0				
6- 2	1- 1	0- 1	HOME	0- 0	1- 0	4- 0				
1- 2	0- 0	0- 0	AWAY	0- 0	1- 2	0- 0				
1- 1	0- 1	0- 0	NEUTRAL	0- 0	0- 0	1- 0				
8- 4	1- 1	0- 1	NON-CONFERENCE	0- 0	2- 2	5- 0				
6- 1	1- 0	0- 1	HOME	0- 0	1- 0	4- 0				
1- 2	0- 0	0- 0	AWAY	0- 0	1- 2	0- 0				
1- 1	0- 1	0- 0	NEUTRAL	0- 0	0- 0	1- 0				
0- 1	0- 1	0- 0	CONFERENCE	0- 0	0- 0	0- 0				
0- 1	0- 1	0- 0	HOME	0- 0	0- 0	0- 0				
0- 0	0- 0	0- 0	AWAY	0- 0	0- 0	0- 0				
0- 0	0- 0	0- 0	NEUTRAL	0- 0	0- 0	0- 0				

RPI 1-25				RPI 26-50				RPI 51-100				Team's RPI: 94				RPI 101+			
RPI	S	Opponent	Score	RPI	S	Opponent	Score	RPI	S	Opponent	Score					RPI	S	Opponent	Score
5	H	Stanford	69 64	40	H	Arizona	58 83									101	H	Ohio	73 60
15	N	NC State	73 84													104	A	Tennessee	66 60
20	H	TCU	63 65													122	A	South Fla.	57 64
																148	A	Hawaii	60 73
																233	N	North Texas	63 57
																250	H	Southern U.	93 39
																331	H	UTRGV	85 69
																336	H	UTSA	84 53
																338	H	Northwestern St.	91 49
LAST 10 Division I																			
20	H	TCU	63 65	338	H	Northwestern St.	91 49												
233	N	North Texas	63 57	5	H	Stanford	69 64												
15	N	NC State	73 84	101	H	Ohio	73 60												
250	H	Southern U.	93 39	104	A	Tennessee	66 60												
331	H	UTRGV	85 69	148	A	Hawaii	60 73												

Non-Div I Games:

Texas

Average RPI Win:	120	WON-LOST	WINNING	LAST 10	STRENGTH OF	OPP. STRENGTH	TEAM	ADJ.	CONF.	ADJ CONF.
Average RPI Loss:	12	RECORD	PCT. RANK	GAMES	SCHEDULE	OF SCHEDULE	RPI	RPI	RPI	RPI
DIV. I ONLY	13- 1	7	9-1	19	29	7	7	4	4	
DIV. I NON-CONF.	12- 1	10	8-1	41	24	9	9	4	4	
TOTALS	RPI 1-25	RPI 26-50	W-L RECORDS	RPI 51-100	RPI 101-150	RPI 150+				
13- 1	2- 1	3- 0	OVERALL	1- 0	2- 0	5- 0				
8- 0	1- 0	2- 0	HOME	0- 0	1- 0	4- 0				
3- 0	0- 0	1- 0	AWAY	1- 0	0- 0	1- 0				
2- 1	1- 1	0- 0	NEUTRAL	0- 0	1- 0	0- 0				
12- 1	2- 1	2- 0	NON-CONFERENCE	1- 0	2- 0	5- 0				
8- 0	1- 0	2- 0	HOME	0- 0	1- 0	4- 0				
2- 0	0- 0	0- 0	AWAY	1- 0	0- 0	1- 0				
2- 1	1- 1	0- 0	NEUTRAL	0- 0	1- 0	0- 0				
1- 0	0- 0	1- 0	CONFERENCE	0- 0	0- 0	0- 0				
0- 0	0- 0	0- 0	HOME	0- 0	0- 0	0- 0				
1- 0	0- 0	1- 0	AWAY	0- 0	0- 0	0- 0				
0- 0	0- 0	0- 0	NEUTRAL	0- 0	0- 0	0- 0				

RPI 1-25				RPI 26-50				RPI 51-100				RPI 101+			
RPI	S	Opponent	Score	RPI	S	Opponent	Score	RPI	S	Opponent	Score	RPI	S	Opponent	Score
12	N	Florida St.	58 80	30	H	Oklahoma St.	74 62	83	A	Southern California	74 64	108	N	Montana St.	78 67
20	H	TCU	70 68	39	H	Duke	79 58					123	H	Houston	72 43
23	N	Georgia Tech	60 48	49	A	Arkansas	84 77					174	H	Little Rock	78 35
												176	A	Rice	62 61
												220	H	A&M-Corpus Christi	85 48
												237	H	Central Ark.	76 46
												280	H	Prairie View	80 38
LAST 10 Division I															
				49	A	Arkansas	84 77	220	H	A&M-Corpus Christi	85 48				
				30	H	Oklahoma St.	74 62	108	N	Montana St.	78 67				
				237	H	Central Ark.	76 46	23	N	Georgia Tech	60 48				
				12	N	Florida St.	58 80	123	H	Houston	72 43				
				280	H	Prairie View	80 38	20	H	TCU	70 68				

Non-Div I Games:

Texas A&M

■ Loss,
 ■ Non-Conf, S Site,
 ■ Home
 ■ Away
 N Neutral

Average RPI Win:	196	WON-LOST	WINNING	LAST 10	STRENGTH OF	OPP. STRENGTH	TEAM	ADJ.	CONF.	ADJ CONF.
Average RPI Loss:	71	RECORD	PCT. RANK	GAMES	SCHEDULE	OF SCHEDULE	RPI	RPI	RPI	RPI
DIV. I ONLY	6- 6	169	5-5	70	46	69	69	28	28	
DIV. I NON-CONF.	5- 6	187	4-5	28	61	50	50	28	28	
TOTALS	RPI 1-25	RPI 26-50	W-L RECORDS	RPI 51-100	RPI 101-150	RPI 150+				
6- 6	0- 2	0- 1	OVERALL	0- 1	2- 1	4- 1				
2- 0	0- 0	0- 0	HOME	0- 0	0- 0	2- 0				
4- 4	0- 2	0- 1	AWAY	0- 1	2- 0	2- 0				
0- 2	0- 0	0- 0	NEUTRAL	0- 0	0- 1	0- 1				
5- 6	0- 2	0- 1	NON-CONFERENCE	0- 1	2- 1	3- 1				
1- 0	0- 0	0- 0	HOME	0- 0	0- 0	1- 0				
4- 4	0- 2	0- 1	AWAY	0- 1	2- 0	2- 0				
0- 2	0- 0	0- 0	NEUTRAL	0- 0	0- 1	0- 1				
1- 0	0- 0	0- 0	CONFERENCE	0- 0	0- 0	1- 0				
1- 0	0- 0	0- 0	HOME	0- 0	0- 0	1- 0				
0- 0	0- 0	0- 0	AWAY	0- 0	0- 0	0- 0				
0- 0	0- 0	0- 0	NEUTRAL	0- 0	0- 0	0- 0				

RPI 1-25				RPI 26-50				RPI 51-100				Team's RPI: 69	RPI 101+			
RPI	S	Opponent	Score	RPI	S	Opponent	Score	RPI	S	Opponent	Score		RPI	S	Opponent	Score
8	A	Gonzaga	45 80	34	A	Colorado	50 74	72	A	Iowa St.	59 79		113	A	UT Arlington	74 63
14	A	Oregon	63 99										120	N	UAB	68 84
													148	A	Hawaii	74 57
													160	A	Tulane	72 62
													176	H	Rice	63 56
													178	N	Utah	52 61
													250	H	Southern U.	61 56
													331	A	UTRGV	71 44
LAST 10 Division I																
250	H	Southern U.	61 56	113	A	UT Arlington	74 63									
34	A	Colorado	50 74	120	N	UAB	68 84									
148	A	Hawaii	74 57	160	A	Tulane	72 62									
178	N	Utah	52 61	8	A	Gonzaga	45 80									
72	A	Iowa St.	59 79	176	H	Rice	63 56									

Non-Div I Games:

Texas Southern

■ Loss,
 ■ Non-Conf, S Site,
 ■ Home
 ■ Away
 N Neutral

Average RPI Win:	236	WON-LOST	WINNING	LAST 10	STRENGTH OF	OPP. STRENGTH	TEAM	ADJ.	CONF.	ADJ CONF.
Average RPI Loss:	166	RECORD	PCT. RANK	GAMES	SCHEDULE	OF SCHEDULE	RPI	RPI	RPI	RPI
DIV. I ONLY	5- 6	198	5-5	312	171	279	279	23	23	
DIV. I NON-CONF.	5- 4	140	5-3	266	234	174	174	22	22	
TOTALS	RPI 1-25	RPI 26-50	W-L RECORDS	RPI 51-100	RPI 101-150	RPI 150+				
5- 6	0- 1	0- 1	OVERALL	0- 0	1- 0	4- 4				
4- 2	0- 0	0- 0	HOME	0- 0	1- 0	3- 2				
1- 4	0- 1	0- 1	AWAY	0- 0	0- 0	1- 2				
0- 0	0- 0	0- 0	NEUTRAL	0- 0	0- 0	0- 0				
5- 4	0- 1	0- 1	NON-CONFERENCE	0- 0	1- 0	4- 2				
4- 0	0- 0	0- 0	HOME	0- 0	1- 0	3- 0				
1- 4	0- 1	0- 1	AWAY	0- 0	0- 0	1- 2				
0- 0	0- 0	0- 0	NEUTRAL	0- 0	0- 0	0- 0				
0- 2	0- 0	0- 0	CONFERENCE	0- 0	0- 0	0- 2				
0- 2	0- 0	0- 0	HOME	0- 0	0- 0	0- 2				
0- 0	0- 0	0- 0	AWAY	0- 0	0- 0	0- 0				
0- 0	0- 0	0- 0	NEUTRAL	0- 0	0- 0	0- 0				

RPI 1-25				RPI 26-50				RPI 51-100				RPI 101+ Team's RPI: 279			
RPI	S	Opponent	Score	RPI	S	Opponent	Score	RPI	S	Opponent	Score	RPI	S	Opponent	Score
20	A	TCU	52 79	43	A	Kansas	48 68					109	H	New Orleans	51 49
												174	H	Little Rock	66 78
												202	H	Arkansas St.	53 56
												204	A	Dartmouth	61 51
												220	H	A&M-Corpus Christi	57 48
												254	A	Oral Roberts	57 63
												302	A	Morgan St.	62 72
												313	H	Alcorn	67 59
												336	H	UTSA	74 69
LAST 10 Division I															
202	H	Arkansas St.	53 56	174	H	Little Rock	66 78								
336	H	UTSA	74 69	313	H	Alcorn	67 59								
220	H	A&M-Corpus Christi	57 48	20	A	TCU	52 79								
109	H	New Orleans	51 49	302	A	Morgan St.	62 72								
43	A	Kansas	48 68	204	A	Dartmouth	61 51								

Non-Div I Games: Texas Lutheran 72 31 Tex. Permian Basin 83 45

Texas St.

Loss, Non-Conf, S Site, H Home A Away N Neutral

Average RPI Win:	291	WON-LOST	WINNING	LAST 10	STRENGTH OF	OPP. STRENGTH	TEAM	ADJ.	CONF.	ADJ CONF.
Average RPI Loss:	72	RECORD	PCT. RANK	GAMES	SCHEDULE	OF SCHEDULE	RPI	RPI	RPI	RPI
DIV. I ONLY	11- 1	16	9-1	351	292	206	206	5	5	
DIV. I NON-CONF.	11- 0	1	9-0	351	305	182	182	5	5	
TOTALS	RPI 1-25	RPI 26-50	W-L RECORDS	RPI 51-100	RPI 101-150	RPI 150+				
11- 1	0- 0	0- 0	OVERALL	0- 1	0- 0	11- 0				
9- 1	0- 0	0- 0	HOME	0- 1	0- 0	9- 0				
1- 0	0- 0	0- 0	AWAY	0- 0	0- 0	1- 0				
1- 0	0- 0	0- 0	NEUTRAL	0- 0	0- 0	1- 0				
11- 0	0- 0	0- 0	NON-CONFERENCE	0- 0	0- 0	11- 0				
9- 0	0- 0	0- 0	HOME	0- 0	0- 0	9- 0				
1- 0	0- 0	0- 0	AWAY	0- 0	0- 0	1- 0				
1- 0	0- 0	0- 0	NEUTRAL	0- 0	0- 0	1- 0				
0- 1	0- 0	0- 0	CONFERENCE	0- 1	0- 0	0- 0				
0- 1	0- 0	0- 0	HOME	0- 1	0- 0	0- 0				
0- 0	0- 0	0- 0	AWAY	0- 0	0- 0	0- 0				
0- 0	0- 0	0- 0	NEUTRAL	0- 0	0- 0	0- 0				

RPI 1-25			RPI 26-50			RPI 51-100			RPI 101+			Team's RPI: 206
RPI	S	Opponent	Score	RPI	S	Opponent	Score	RPI	S	Opponent	Score	
						72	H Iowa St.	66	96	192	H Sam Houston St.	99 57
										199	A San Diego	64 60
										264	H Ark.-Pine Bluff	81 55
										280	H Prairie View	82 48
										286	H Ole Miss	84 48
										288	H Houston Baptist	59 51
										316	N Purdue Fort Wayne	82 48
										336	H UTSA	115 58
										338	H Northwestern St.	79 49
										350	H Florida A&M	98 60
										351	H La.-Monroe	83 38
LAST 10 Division I												
						72	H Iowa St.	66	96	336	H UTSA	115 58
						286	H Ole Miss	84	48	351	H La.-Monroe	83 38
						199	A San Diego	64	60	264	H Ark.-Pine Bluff	81 55
						316	N Purdue Fort Wayne	82	48	280	H Prairie View	82 48
						338	H Northwestern St.	79	49	288	H Houston Baptist	59 51

Non-Div I Games:

Texas Tech

Average RPI Win:	236	WON-LOST	WINNING	LAST 10	STRENGTH OF	OPP. STRENGTH	TEAM	ADJ.	CONF.	ADJ CONF.
Average RPI Loss:	120	RECORD	PCT. RANK	GAMES	SCHEDULE	OF SCHEDULE	RPI	RPI	RPI	RPI
DIV. I ONLY	5- 7	217	4-6	142	245	194	194	10	10	
DIV. I NON-CONF.	5- 6	187	4-5	165	241	192	192	10	10	
TOTALS	RPI 1-25	RPI 26-50	W-L RECORDS	RPI 51-100	RPI 101-150	RPI 150+				
5- 7	0- 0	0- 0	OVERALL	1- 3	1- 2	3- 2				
2- 3	0- 0	0- 0	HOME	0- 0	1- 2	1- 1				
2- 3	0- 0	0- 0	AWAY	0- 2	0- 0	2- 1				
1- 1	0- 0	0- 0	NEUTRAL	1- 1	0- 0	0- 0				
5- 6	0- 0	0- 0	NON-CONFERENCE	1- 3	1- 2	3- 1				
2- 3	0- 0	0- 0	HOME	0- 0	1- 2	1- 1				
2- 2	0- 0	0- 0	AWAY	0- 2	0- 0	2- 0				
1- 1	0- 0	0- 0	NEUTRAL	1- 1	0- 0	0- 0				
0- 1	0- 0	0- 0	CONFERENCE	0- 0	0- 0	0- 1				
0- 0	0- 0	0- 0	HOME	0- 0	0- 0	0- 0				
0- 1	0- 0	0- 0	AWAY	0- 0	0- 0	0- 1				
0- 0	0- 0	0- 0	NEUTRAL	0- 0	0- 0	0- 0				

RPI 1-25			RPI 26-50			RPI 51-100			RPI 101+			Team's RPI: 194
RPI	S	Opponent	Score	RPI	S	Opponent	Score	RPI	S	Opponent	Score	
						54 N	Troy	64	71	116 H	Belmont	53 48
						92 A	Notre Dame	51	54	137 H	Dayton	42 60
						96 N	Pacific	66	65	144 H	Memphis	76 83
						98 A	Duquesne	74	79	154 A	Western Mich.	72 84
										161 H	Valparaiso	54 61
										317 A	Georgia St.	74 48
										319 A	Detroit Mercy	82 64
										330 H	Canisius	83 65
LAST 10 Division I												
154 A		Western Mich.	72	84	330 H	Canisius	83	65				
116 H		Belmont	53	48	96 N	Pacific	66	65				
161 H		Valparaiso	54	61	54 N	Troy	64	71				
144 H		Memphis	76	83	319 A	Detroit Mercy	82	64				
92 A		Notre Dame	51	54	98 A	Duquesne	74	79				

Non-Div I Games:

Toledo

Average RPI Win:	211	WON-LOST	WINNING	LAST 10	STRENGTH OF	OPP. STRENGTH	TEAM	ADJ.	CONF.	ADJ CONF.
Average RPI Loss:	132	RECORD	PCT. RANK	GAMES	SCHEDULE	OF SCHEDULE	RPI	RPI	RPI	RPI
DIV. I ONLY	4- 7	233	4-6	199	75	251	251	15	15	
DIV. I NON-CONF.	4- 6	212	4-5	190	96	235	235	15	15	
TOTALS	RPI 1-25	RPI 26-50	W-L RECORDS	RPI 51-100	RPI 101-150	RPI 150+				
4- 7	0- 1	0- 1	OVERALL	0- 1	0- 1	4- 3				
3- 3	0- 0	0- 0	HOME	0- 1	0- 1	3- 1				
0- 3	0- 0	0- 1	AWAY	0- 0	0- 0	0- 2				
1- 1	0- 1	0- 0	NEUTRAL	0- 0	0- 0	1- 0				
4- 6	0- 1	0- 1	NON-CONFERENCE	0- 1	0- 0	4- 3				
3- 2	0- 0	0- 0	HOME	0- 1	0- 0	3- 1				
0- 3	0- 0	0- 1	AWAY	0- 0	0- 0	0- 2				
1- 1	0- 1	0- 0	NEUTRAL	0- 0	0- 0	1- 0				
0- 1	0- 0	0- 0	CONFERENCE	0- 0	0- 1	0- 0				
0- 1	0- 0	0- 0	HOME	0- 0	0- 1	0- 0				
0- 0	0- 0	0- 0	AWAY	0- 0	0- 0	0- 0				
0- 0	0- 0	0- 0	NEUTRAL	0- 0	0- 0	0- 0				

RPI S	Opponent	Score	RPI S	Opponent	Score	RPI S	Opponent	Score	RPI S	Opponent	Score	Team's RPI: 251
16 N	Iowa	72 100	44 A	Rutgers	53 67	60 H	Temple	59 74	110 H	Elon	61 74	
									156 H	American	63 60	
									168 N	Iona	75 58	
									199 A	San Diego	67 81	
									201 H	Penn St.	67 73	
									216 H	Mt. St. Mary's	73 57	
									297 A	San Diego St.	72 80	
									303 H	Marshall	59 56	
LAST 10 Division I												
110 H	Elon	61 74	303 H	Marshall	59 56							
156 H	American	63 60	44 A	Rutgers	53 67							
216 H	Mt. St. Mary's	73 57	60 H	Temple	59 74							
199 A	San Diego	67 81	168 N	Iona	75 58							
297 A	San Diego St.	72 80	16 N	Iowa	72 100							

Non-Div I Games:

Towson

Average RPI Win: 196
Average RPI Loss: 28

Average RPI Win:	196	WON-LOST	WINNING	LAST 10	STRENGTH OF	OPP. STRENGTH	TEAM	ADJ.	CONF.	ADJ CONF.
Average RPI Loss:	28	RECORD	PCT. RANK	GAMES	SCHEDULE	OF SCHEDULE	RPI	RPI	RPI	RPI
DIV. I ONLY	9- 2	41	8-2	223	69	54	54	23	23	
DIV. I NON-CONF.	7- 2	56	6-2	267	21	64	64	22	22	
<hr/>										
TOTALS	RPI 1-25	RPI 26-50	W-L RECORDS	RPI 51-100	RPI 101-150	RPI 150+				
9- 2	0- 1	0- 1	OVERALL	1- 0	1- 0	7- 0				
4- 0	0- 0	0- 0	HOME	0- 0	1- 0	3- 0				
3- 2	0- 1	0- 1	AWAY	0- 0	0- 0	3- 0				
2- 0	0- 0	0- 0	NEUTRAL	1- 0	0- 0	1- 0				
<hr/>										
7- 2	0- 1	0- 1	NON-CONFERENCE	1- 0	0- 0	6- 0				
2- 0	0- 0	0- 0	HOME	0- 0	0- 0	2- 0				
3- 2	0- 1	0- 1	AWAY	0- 0	0- 0	3- 0				
2- 0	0- 0	0- 0	NEUTRAL	1- 0	0- 0	1- 0				
<hr/>										
2- 0	0- 0	0- 0	CONFERENCE	0- 0	1- 0	1- 0				
2- 0	0- 0	0- 0	HOME	0- 0	1- 0	1- 0				
0- 0	0- 0	0- 0	AWAY	0- 0	0- 0	0- 0				
0- 0	0- 0	0- 0	NEUTRAL	0- 0	0- 0	0- 0				

RPI 1-25					
RPI	S	Opponent	Score		
17	A	Mississippi St.	82	122	
RPI 26-50					
RPI	S	Opponent	Score		
39	A	Duke	85	99	
RPI 51-100					
RPI	S	Opponent	Score		
87	N	Kent St.	71	64	
Team's RPI: 54					
RPI 101+					
RPI	S	Opponent	Score		
118	H	Coastal Caro.	84	77	
157	A	Samford	74	65	
169	A	Bethune-Cookman	68	62	
194	N	Toledo	71	64	
213	A	Chattanooga	90	51	
223	H	ETSU	79	61	
281	H	Appalachian St.	84	55	
325	H	Jacksonville St.	94	64	

LAST 10 Division I					
281	H	Appalachian St.	84	55	
169	A	Bethune-Cookman	68	62	
39	A	Duke	85	99	
17	A	Mississippi St.	82	122	
325	H	Jacksonville St.	94	64	
118	H	Coastal Caro.	84	77	
87	N	Kent St.	71	64	
194	N	Toledo	71	64	
213	A	Chattanooga	90	51	
223	H	ETSU	79	61	

Non-Div I Games:	AUM	72	42	Fort Valley St.	101	52
------------------	-----	----	----	-----------------	-----	----

Troy

■ Loss, ■ Non-Conf, S Site, H Home A Away N Neutral

Average RPI Win:	195	WON-LOST	WINNING	LAST 10	STRENGTH OF	OPP. STRENGTH	TEAM	ADJ.	CONF.	ADJ CONF.
Average RPI Loss:	84	RECORD	PCT. RANK	GAMES	SCHEDULE	OF SCHEDULE	RPI	RPI	RPI	RPI
DIV. I ONLY	5- 8	229	3-7	38	139	160	160	8	8	
DIV. I NON-CONF.	5- 8	221	3-7	43	161	163	163	8	8	
TOTALS	RPI 1-25	RPI 26-50	W-L RECORDS	RPI 51-100	RPI 101-150	RPI 150+				
5- 8	0- 0	0- 3	OVERALL	1- 3	0- 1	4- 1				
3- 6	0- 0	0- 2	HOME	0- 3	0- 0	3- 1				
2- 0	0- 0	0- 0	AWAY	1- 0	0- 0	1- 0				
0- 2	0- 0	0- 1	NEUTRAL	0- 0	0- 1	0- 0				
5- 8	0- 0	0- 3	NON-CONFERENCE	1- 3	0- 1	4- 1				
3- 6	0- 0	0- 2	HOME	0- 3	0- 0	3- 1				
2- 0	0- 0	0- 0	AWAY	1- 0	0- 0	1- 0				
0- 2	0- 0	0- 1	NEUTRAL	0- 0	0- 1	0- 0				
0- 0	0- 0	0- 0	CONFERENCE	0- 0	0- 0	0- 0				
0- 0	0- 0	0- 0	HOME	0- 0	0- 0	0- 0				
0- 0	0- 0	0- 0	AWAY	0- 0	0- 0	0- 0				
0- 0	0- 0	0- 0	NEUTRAL	0- 0	0- 0	0- 0				

RPI S	Opponent	Score	RPI S	Opponent	Score	RPI S	Opponent	Score	RPI S	Opponent	Score	Team's RPI: 160
32	H LSU	54 59	53	H Middle Tenn.	62 64	102	N Boston College	76 89				
34	H Colorado	52 62	69	H Texas Southern	62 72	166	A Southern Miss.	62 58				
48	N Charlotte	56 60	73	H Alabama	56 66	221	H Jackson St.	82 46				
			75	A Washington	64 62	237	H Central Ark.	65 38				
						260	H South Alabama	53 62				
						276	H Ga. Southern	56 40				
LAST 10 Division I												
276	H Ga. Southern	56 40	34	H Colorado	52 62							
102	N Boston College	76 89	69	H Texas Southern	62 72							
73	H Alabama	56 66	260	H South Alabama	53 62							
237	H Central Ark.	65 38	166	A Southern Miss.	62 58							
32	H LSU	54 59	48	N Charlotte	56 60							

Non-Div I Games:

Tulane

Average RPI Win:	237	WON-LOST	WINNING	LAST 10	STRENGTH OF	OPP. STRENGTH	TEAM	ADJ.	CONF.	ADJ CONF.
Average RPI Loss:	94	RECORD	PCT. RANK	GAMES	SCHEDULE	OF SCHEDULE	RPI	RPI	RPI	RPI
DIV. I ONLY	5- 9	241	3-7	123	108	212	212	8	8	
DIV. I NON-CONF.	5- 8	221	3-6	132	146	201	201	8	8	
TOTALS	RPI 1-25	RPI 26-50	W-L RECORDS	RPI 51-100	RPI 101-150	RPI 150+				
5- 9	0- 0	0- 3	OVERALL	0- 3	0- 0	5- 3				
4- 3	0- 0	0- 1	HOME	0- 1	0- 0	4- 1				
1- 4	0- 0	0- 1	AWAY	0- 1	0- 0	1- 2				
0- 2	0- 0	0- 1	NEUTRAL	0- 1	0- 0	0- 0				
5- 8	0- 0	0- 3	NON-CONFERENCE	0- 2	0- 0	5- 3				
4- 2	0- 0	0- 1	HOME	0- 0	0- 0	4- 1				
1- 4	0- 0	0- 1	AWAY	0- 1	0- 0	1- 2				
0- 2	0- 0	0- 1	NEUTRAL	0- 1	0- 0	0- 0				
0- 1	0- 0	0- 0	CONFERENCE	0- 1	0- 0	0- 0				
0- 1	0- 0	0- 0	HOME	0- 1	0- 0	0- 0				
0- 0	0- 0	0- 0	AWAY	0- 0	0- 0	0- 0				
0- 0	0- 0	0- 0	NEUTRAL	0- 0	0- 0	0- 0				

RPI S	Opponent	Score	RPI S	Opponent	Score	RPI S	Opponent	Score	RPI S	Opponent	Score	Team's RPI: 212
			30 H	Oklahoma St.	48 78	57 N	Western Ky.	63 76	174 A	Little Rock	51 63	
			38 N	Marquette	60 61	60 H	Temple	65 74	175 H	SFA	63 67	
			49 A	Arkansas	41 91	77 A	Abilene Christian	63 73	189 A	Stetson	60 66	
									202 H	Arkansas St.	79 77	
									214 A	UTEP	58 51	
									234 H	Colorado St.	61 55	
									254 H	Oral Roberts	67 65	
									283 H	LMU (CA)	75 56	
LAST 10 Division I												
			60 H	Temple	65 74	214 A	UTEP	58 51				
			77 A	Abilene Christian	63 73	234 H	Colorado St.	61 55				
			38 N	Marquette	60 61	189 A	Stetson	60 66				
			57 N	Western Ky.	63 76	49 A	Arkansas	41 91				
			283 H	LMU (CA)	75 56	174 A	Little Rock	51 63				

Non-Div I Games:

Tulsa

UAB				Through Games Of Jan. 4, 2020						
Average RPI Win:	183	WON-LOST	WINNING	LAST 10	STRENGTH OF	OPP. STRENGTH	TEAM	ADJ.	CONF.	ADJ CONF.
Average RPI Loss:	73	RECORD	PCT. RANK	GAMES	SCHEDULE	OF SCHEDULE	RPI	RPI	RPI	RPI
DIV. I ONLY		7- 5	125	6-4	108	87	120	120	13	13
DIV. I NON-CONF.		6- 4	122	5-3	202	76	140	140	16	16
TOTALS		RPI 1-25	RPI 26-50	W-L RECORDS	RPI 51-100	RPI 101-150	RPI 150+			
7- 5	0- 0	0- 2	OVERALL	2- 2	1- 1	4- 0				
5- 2	0- 0	0- 1	HOME	1- 1	1- 0	3- 0				
1- 2	0- 0	0- 0	AWAY	0- 1	0- 1	1- 0				
1- 1	0- 0	0- 1	NEUTRAL	1- 0	0- 0	0- 0				
6- 4	0- 0	0- 1	NON-CONFERENCE	1- 2	1- 1	4- 0				
4- 1	0- 0	0- 0	HOME	0- 1	1- 0	3- 0				
1- 2	0- 0	0- 0	AWAY	0- 1	0- 1	1- 0				
1- 1	0- 0	0- 1	NEUTRAL	1- 0	0- 0	0- 0				
1- 1	0- 0	0- 1	CONFERENCE	1- 0	0- 0	0- 0				
1- 1	0- 0	0- 1	HOME	1- 0	0- 0	0- 0				
0- 0	0- 0	0- 0	AWAY	0- 0	0- 0	0- 0				
0- 0	0- 0	0- 0	NEUTRAL	0- 0	0- 0	0- 0				

RPI 1-25			RPI 26-50			RPI 51-100			RPI 101+			Team's RPI: 120
RPI	S	Opponent	Score	RPI	S	Opponent	Score	RPI	S	Opponent	Score	
34	N	Colorado	69 77	48	H	Charlotte	75 83	52	H	Old Dominion	76 65	107 H Auburn 80 75
								55 A Oklahoma	75 82	144 A Memphis	52 77	
								69 N Texas Southern	84 68	157 H Samford	76 69	
								85 H Boise St.	81 83	260 H South Alabama	77 61	
										313 A Alcorn	86 65	
										320 H McNeese	97 70	
LAST 10 Division I												
52	H	Old Dominion	76 65	48	H	Charlotte	75 83					
157	H	Samford	76 69	69	N	Texas Southern	84 68					
320	H	McNeese	97 70	34	N	Colorado	69 77					
107	H	Auburn	80 75	313	A	Alcorn	86 65					
85	H	Boise St.	81 83	144	A	Memphis	52 77					

Non-Div I Games: Ala.-Huntsville 74 57 Tuskegee 103 60

UAB

Loss, Non-Conf, S Site, H Home A Away N Neutral

Average RPI Win:	251	WON-LOST	WINNING	LAST 10	STRENGTH OF	OPP. STRENGTH	TEAM	ADJ.	CONF.	ADJ CONF.
Average RPI Loss:	121	RECORD	PCT. RANK	GAMES	SCHEDULE	OF SCHEDULE	RPI	RPI	RPI	RPI
DIV. I ONLY	4- 8	244	4-6	167	183	232	232	26	26	
DIV. I NON-CONF.	4- 8	235	4-6	163	194	231	231	26	26	
TOTALS	RPI 1-25	RPI 26-50	W-L RECORDS	RPI 51-100	RPI 101-150	RPI 150+				
4- 8	0- 1	0- 1	OVERALL	0- 1	0- 3	4- 2				
3- 2	0- 0	0- 0	HOME	0- 1	0- 0	3- 1				
1- 6	0- 1	0- 1	AWAY	0- 0	0- 3	1- 1				
0- 0	0- 0	0- 0	NEUTRAL	0- 0	0- 0	0- 0				
4- 8	0- 1	0- 1	NON-CONFERENCE	0- 1	0- 3	4- 2				
3- 2	0- 0	0- 0	HOME	0- 1	0- 0	3- 1				
1- 6	0- 1	0- 1	AWAY	0- 0	0- 3	1- 1				
0- 0	0- 0	0- 0	NEUTRAL	0- 0	0- 0	0- 0				
0- 0	0- 0	0- 0	CONFERENCE	0- 0	0- 0	0- 0				
0- 0	0- 0	0- 0	HOME	0- 0	0- 0	0- 0				
0- 0	0- 0	0- 0	AWAY	0- 0	0- 0	0- 0				
0- 0	0- 0	0- 0	NEUTRAL	0- 0	0- 0	0- 0				

RPI 1-25				RPI 26-50				RPI 51-100				RPI 101+ Team's RPI: 232			
RPI	S	Opponent	Score	RPI	S	Opponent	Score	RPI	S	Opponent	Score	RPI	S	Opponent	Score
5	A	Stanford	55 67	46	A	Minnesota	67 76	93	H	Santa Clara	61 62	108	A	Montana St.	65 77
												125	A	Saint Mary's (CA)	74 83
												135	A	Fresno St.	65 73
												181	H	San Francisco	79 67
												190	H	Portland St.	70 76
												225	H	Boston U.	75 68
												248	A	Northern Ariz.	71 61
												263	A	Pepperdine	67 70
												348	H	Sacramento St.	77 75
LAST 10 Division I															
5	A	Stanford	55 67	263	A	Pepperdine	67 70								
348	H	Sacramento St.	77 75	46	A	Minnesota	67 76								
181	H	San Francisco	79 67	248	A	Northern Ariz.	71 61								
125	A	Saint Mary's (CA)	74 83	225	H	Boston U.	75 68								
93	H	Santa Clara	61 62	190	H	Portland St.	70 76								

Non-Div I Games: William Jessup 96 32

UC Davis

■ Loss,
 ■ Non-Conf,
 ■ S Site,
 ■ H Home
 ■ A Away
 N Neutral

Average RPI Win:	226	WON-LOST	WINNING	LAST 10	STRENGTH OF	OPP. STRENGTH	TEAM	ADJ.	CONF.	ADJ CONF.
Average RPI Loss:	153	RECORD	PCT. RANK	GAMES	SCHEDULE	OF SCHEDULE	RPI	RPI	RPI	RPI
DIV. I ONLY	3- 10	291	2-8	89	243	249	249	26	26	
DIV. I NON-CONF.	3- 10	282	2-8	97	243	257	257	26	26	
TOTALS	RPI 1-25	RPI 26-50	W-L RECORDS	RPI 51-100	RPI 101-150	RPI 150+				
3- 10	0- 1	0- 0	OVERALL	0- 2	0- 1	3- 6				
2- 1	0- 0	0- 0	HOME	0- 0	0- 0	2- 1				
0- 5	0- 1	0- 0	AWAY	0- 1	0- 0	0- 3				
1- 4	0- 0	0- 0	NEUTRAL	0- 1	0- 1	1- 2				
3- 10	0- 1	0- 0	NON-CONFERENCE	0- 2	0- 1	3- 6				
2- 1	0- 0	0- 0	HOME	0- 0	0- 0	2- 1				
0- 5	0- 1	0- 0	AWAY	0- 1	0- 0	0- 3				
1- 4	0- 0	0- 0	NEUTRAL	0- 1	0- 1	1- 2				
0- 0	0- 0	0- 0	CONFERENCE	0- 0	0- 0	0- 0				
0- 0	0- 0	0- 0	HOME	0- 0	0- 0	0- 0				
0- 0	0- 0	0- 0	AWAY	0- 0	0- 0	0- 0				
0- 0	0- 0	0- 0	NEUTRAL	0- 0	0- 0	0- 0				

RPI 1-25			RPI 26-50			RPI 51-100			RPI 101+			Team's RPI: 249
RPI	S	Opponent	Score	RPI	S	Opponent	Score	RPI	S	Opponent	Score	
6	A	Oregon St.	57 86					129	N	Davidson	72 78	
						51	N Vanderbilt	63 76	163	A	Southern Utah	68 82
						100	A Washington St.	59 87	181	N	San Francisco	61 68
									190	H	Portland St.	61 70
									190	N	Portland St.	83 75
									205	H	San Jose St.	79 77
									207	A	SMU	56 59
									210	N	North Ala.	60 88
									283	H	LMU (CA)	80 65
									290	A	Denver	75 83
LAST 10 Division I												
207	A	SMU	56 59	181	N	San Francisco	61 68					
210	N	North Ala.	60 88	51	N	Vanderbilt	63 76					
290	A	Denver	75 83	100	A	Washington St.	59 87					
283	H	LMU (CA)	80 65	163	A	Southern Utah	68 82					
190	N	Portland St.	83 75	190	H	Portland St.	61 70					

Non-Div I Games:

UC Irvine

■ Loss,
■ Non-Conf,
■ S Site,
■ H Home
■ A Away
N Neutral

UC Riverside

Through Games Of Jan. 4, 2020

Average RPI Win:	259	WON-LOST	WINNING	LAST 10	STRENGTH OF	OPP. STRENGTH	TEAM	ADJ.	CONF.	ADJ CONF.
Average RPI Loss:	150	RECORD	PCT. RANK	GAMES	SCHEDULE	OF SCHEDULE	RPI	RPI	RPI	RPI
DIV. I ONLY	4- 10	270	3-7	131	228	236	236	26	26	
DIV. I NON-CONF.	4- 10	259	3-7	133	226	242	242	26	26	
TOTALS	RPI 1-25	RPI 26-50	W-L RECORDS	RPI 51-100	RPI 101-150	RPI 150+				
4- 10	0- 1	0- 1	OVERALL	1- 2	0- 0	3- 6				
3- 2	0- 0	0- 0	HOME	1- 1	0- 0	2- 1				
1- 8	0- 1	0- 1	AWAY	0- 1	0- 0	1- 5				
0- 0	0- 0	0- 0	NEUTRAL	0- 0	0- 0	0- 0				
4- 10	0- 1	0- 1	NON-CONFERENCE	1- 2	0- 0	3- 6				
3- 2	0- 0	0- 0	HOME	1- 1	0- 0	2- 1				
1- 8	0- 1	0- 1	AWAY	0- 1	0- 0	1- 5				
0- 0	0- 0	0- 0	NEUTRAL	0- 0	0- 0	0- 0				
0- 0	0- 0	0- 0	CONFERENCE	0- 0	0- 0	0- 0				
0- 0	0- 0	0- 0	HOME	0- 0	0- 0	0- 0				
0- 0	0- 0	0- 0	AWAY	0- 0	0- 0	0- 0				
0- 0	0- 0	0- 0	NEUTRAL	0- 0	0- 0	0- 0				

RPI	S	Opponent	Score	RPI	S	Opponent	Score	RPI	S	Opponent	Score	RPI	S	Opponent	Score	Team's RPI: 236
14	A	Oregon	41 84	40	A	Arizona	27 70	80	A	California	61 84	163	A	Southern Utah	68 79	
								83	H	Southern California	59 76	177	A	VCU	51 67	
								89	H	CSU Bakersfield	53 52	188	A	New Mexico	70 80	
												214	A	UTEP	50 63	
												234	A	Colorado St.	40 52	
												295	H	California Baptist	80 64	
												305	H	Weber St.	54 64	
												308	A	New Mexico St.	60 58	
												343	H	Utah Valley	67 53	
LAST 10 Division I																
89	H	CSU Bakersfield	53 52	177	A	VCU	51 67									
40	A	Arizona	27 70	163	A	Southern Utah	68 79									
305	H	Weber St.	54 64	14	A	Oregon	41 84									
343	H	Utah Valley	67 53	295	H	California Baptist	80 64									
80	A	California	61 84	234	A	Colorado St.	40 52									

Non-Div I Games:

UC Riverside

Loss, Non-Conf, S Site, H Home A Away N Neutral

Average RPI Win:	267	WON-LOST	WINNING	LAST 10	STRENGTH OF	OPP. STRENGTH	TEAM	ADJ.	CONF.	ADJ CONF.
Average RPI Loss:	161	RECORD	PCT. RANK	GAMES	SCHEDULE	OF SCHEDULE	RPI	RPI	RPI	RPI
DIV. I ONLY	4- 8	244	3-7	182	314	273	273	26	26	
DIV. I NON-CONF.	4- 8	235	3-7	194	318	282	282	26	26	
TOTALS	RPI 1-25	RPI 26-50	W-L RECORDS	RPI 51-100	RPI 101-150	RPI 150+				
4- 8	0- 0	0- 1	OVERALL	1- 2	0- 1	3- 4				
3- 2	0- 0	0- 0	HOME	1- 1	0- 0	2- 1				
0- 5	0- 0	0- 1	AWAY	0- 1	0- 1	0- 2				
1- 1	0- 0	0- 0	NEUTRAL	0- 0	0- 0	1- 1				
4- 8	0- 0	0- 1	NON-CONFERENCE	1- 2	0- 1	3- 4				
3- 2	0- 0	0- 0	HOME	1- 1	0- 0	2- 1				
0- 5	0- 0	0- 1	AWAY	0- 1	0- 1	0- 2				
1- 1	0- 0	0- 0	NEUTRAL	0- 0	0- 0	1- 1				
0- 0	0- 0	0- 0	CONFERENCE	0- 0	0- 0	0- 0				
0- 0	0- 0	0- 0	HOME	0- 0	0- 0	0- 0				
0- 0	0- 0	0- 0	AWAY	0- 0	0- 0	0- 0				
0- 0	0- 0	0- 0	NEUTRAL	0- 0	0- 0	0- 0				

RPI 1-25				RPI 26-50				RPI 51-100				RPI 101+				Team's RPI: 273	
RPI	S	Opponent	Score	RPI	S	Opponent	Score	RPI	S	Opponent	Score	RPI	S	Opponent	Score		
				40	A	Arizona	42 61	83	H	Southern California	57 46	125	A	Saint Mary's (CA)	43 64		
								89	A	CSU Bakersfield	62 66	175	N	SFA	56 67		
								96	H	Pacific	53 63	205	H	San Jose St.	70 73		
												265	A	Grand Canyon	57 58		
												295	A	California Baptist	81 85		
												297	H	San Diego St.	64 52		
												343	H	Utah Valley	59 51		
												345	N	Chicago St.	96 65		
LAST 10 Division I																	
				40	A	Arizona	42 61	265	A	Grand Canyon	57 58						
				297	H	San Diego St.	64 52	89	A	CSU Bakersfield	62 66						
				295	A	California Baptist	81 85	96	H	Pacific	53 63						
				83	H	Southern California	57 46	345	N	Chicago St.	96 65						
				205	H	San Jose St.	70 73	175	N	SFA	56 67						

Non-Div I Games: Ottawa (AZ) 72 57

UC Santa Barbara

Loss, Non-Conf, S Site, H Home A Away N Neutral

UCF										
Average RPI Win:	172	WON-LOST	WINNING	LAST 10	STRENGTH OF	OPP. STRENGTH	TEAM	ADJ.	CONF.	ADJ CONF.
Average RPI Loss:	47	RECORD	PCT. RANK	GAMES	SCHEDULE	OF SCHEDULE	RPI	RPI	RPI	RPI
DIV. I ONLY	8- 4	85	7-3	35	101	47	47	8	8	
DIV. I NON-CONF.	8- 4	90	7-3	40	108	48	48	8	8	

TOTALS	RPI 1-25	RPI 26-50	W-L RECORDS	RPI 51-100	RPI 101-150	RPI 150+				
8- 4	0- 1	1- 2	OVERALL	0- 0	2- 1	5- 0				
7- 0	0- 0	1- 0	HOME	0- 0	2- 0	4- 0				
1- 2	0- 0	0- 1	AWAY	0- 0	0- 1	1- 0				
0- 2	0- 1	0- 1	NEUTRAL	0- 0	0- 0	0- 0				
8- 4	0- 1	1- 2	NON-CONFERENCE	0- 0	2- 1	5- 0				
7- 0	0- 0	1- 0	HOME	0- 0	2- 0	4- 0				
1- 2	0- 0	0- 1	AWAY	0- 0	0- 1	1- 0				
0- 2	0- 1	0- 1	NEUTRAL	0- 0	0- 0	0- 0				
0- 0	0- 0	0- 0	CONFERENCE	0- 0	0- 0	0- 0				
0- 0	0- 0	0- 0	HOME	0- 0	0- 0	0- 0				
0- 0	0- 0	0- 0	AWAY	0- 0	0- 0	0- 0				
0- 0	0- 0	0- 0	NEUTRAL	0- 0	0- 0	0- 0				

RPI 1-25				RPI 26-50				Team's RPI: 47				RPI 51-100				RPI 101+			
RPI	S	Opponent	Score	RPI	S	Opponent	Score	RPI	S	Opponent	Score	RPI	S	Opponent	Score	RPI	S	Opponent	Score
9	N	UCLA	56 61	28	N	James Madison	43 46					116	A	Belmont	37 72				
				36	A	FGCU	50 72					124	H	Wright St.	69 53				
				42	H	Central Mich.	64 58					125	H	Saint Mary's (CA)	67 58				
												175	A	SFA	63 57				
												189	H	Stetson	66 40				
												208	H	Delaware	75 49				
												229	H	Quinnipiac	80 58				
												287	H	Pittsburgh	74 58				

LAST 10 Division I																			
				42	H	Central Mich.	64 58					124	H	Wright St.	69 53				
				189	H	Stetson	66 40					125	H	Saint Mary's (CA)	67 58				
				208	H	Delaware	75 49					229	H	Quinnipiac	80 58				
				175	A	SFA	63 57					28	N	James Madison	43 46				
				36	A	FGCU	50 72					9	N	UCLA	56 61				

Non-Div I Games:

UCF

Average RPI Win:	128	WON-LOST	WINNING	LAST 10	STRENGTH OF	OPP. STRENGTH	TEAM	ADJ.	CONF.	ADJ CONF.
Average RPI Loss:	0	RECORD	PCT. RANK	GAMES	SCHEDULE	OF SCHEDULE	RPI	RPI	RPI	RPI
DIV. I ONLY	13- 0	1	10-0	61	24	9	9	1	1	
DIV. I NON-CONF.	11- 0	1	8-0	103	34	10	10	1	1	
TOTALS	RPI 1-25	RPI 26-50	W-L RECORDS	RPI 51-100	RPI 101-150	RPI 150+				
13- 0	1- 0	2- 0	OVERALL	5- 0	1- 0	4- 0				
8- 0	0- 0	0- 0	HOME	4- 0	1- 0	3- 0				
4- 0	1- 0	1- 0	AWAY	1- 0	0- 0	1- 0				
1- 0	0- 0	1- 0	NEUTRAL	0- 0	0- 0	0- 0				
11- 0	1- 0	2- 0	NON-CONFERENCE	3- 0	1- 0	4- 0				
6- 0	0- 0	0- 0	HOME	2- 0	1- 0	3- 0				
4- 0	1- 0	1- 0	AWAY	1- 0	0- 0	1- 0				
1- 0	0- 0	1- 0	NEUTRAL	0- 0	0- 0	0- 0				
2- 0	0- 0	0- 0	CONFERENCE	2- 0	0- 0	0- 0				
2- 0	0- 0	0- 0	HOME	2- 0	0- 0	0- 0				
0- 0	0- 0	0- 0	AWAY	0- 0	0- 0	0- 0				
0- 0	0- 0	0- 0	NEUTRAL	0- 0	0- 0	0- 0				

RPI 1-25				Team's RPI: 9				RPI 26-50				RPI 51-100				RPI 101+			
RPI	S	Opponent	Score					RPI	S	Opponent	Score	RPI	S	Opponent	Score	RPI	S	Opponent	Score
10	A	Indiana	68 58					33	A	Virginia	73 62	58	A	Georgia	59 50	130	H	Northern Colo.	92 58
								47	N	UCF	61 56	59	H	Yale	100 65	247	H	Long Beach St.	86 51
												61	H	Arizona St.	68 66	253	A	CSUN	58 44
												83	H	Southern California	83 59	283	H	LMU (CA)	74 52
												96	H	Pacific	68 57	305	H	Weber St.	85 45
LAST 10 Division I																			
								61	H	Arizona St.	68 66	83	H	Southern California	83 59				
								33	A	Virginia	73 62	10	A	Indiana	68 58				
								47	N	UCF	61 56	58	A	Georgia	59 50				
								59	H	Yale	100 65	96	H	Pacific	68 57				
								130	H	Northern Colo.	92 58	253	A	CSUN	58 44				

Non-Div I Games:

UCLA

Average RPI Win:	67	WON-LOST	WINNING	LAST 10	STRENGTH OF	OPP. STRENGTH	TEAM	ADJ.	CONF.	ADJ CONF.
Average RPI Loss:	0	RECORD	PCT. RANK	GAMES	SCHEDULE	OF SCHEDULE	RPI	RPI	RPI	RPI
DIV. I ONLY	11- 0	1	10-0	12	1	1	1	8	8	
DIV. I NON-CONF.	9- 0	1	8-0	11	1	1	1	8	8	
TOTALS	RPI 1-25	RPI 26-50	W-L RECORDS	RPI 51-100	RPI 101-150	RPI 150+				
11- 0	2- 0	1- 0	OVERALL	6- 0	2- 0	0- 0				
4- 0	0- 0	1- 0	HOME	2- 0	1- 0	0- 0				
6- 0	2- 0	0- 0	AWAY	3- 0	1- 0	0- 0				
1- 0	0- 0	0- 0	NEUTRAL	1- 0	0- 0	0- 0				
9- 0	2- 0	1- 0	NON-CONFERENCE	5- 0	1- 0	0- 0				
3- 0	0- 0	1- 0	HOME	2- 0	0- 0	0- 0				
5- 0	2- 0	0- 0	AWAY	2- 0	1- 0	0- 0				
1- 0	0- 0	0- 0	NEUTRAL	1- 0	0- 0	0- 0				
2- 0	0- 0	0- 0	CONFERENCE	1- 0	1- 0	0- 0				
1- 0	0- 0	0- 0	HOME	0- 0	1- 0	0- 0				
1- 0	0- 0	0- 0	AWAY	1- 0	0- 0	0- 0				
0- 0	0- 0	0- 0	NEUTRAL	0- 0	0- 0	0- 0				

RPI 1-25				Team's RPI: 1				RPI 26-50				RPI 51-100				RPI 101+			
RPI	S	Opponent	Score					RPI	S	Opponent	Score					RPI	S	Opponent	Score
11	A	DePaul	84 74					33	H	Virginia	83 44					51	A	Vanderbilt	64 51
21	A	Ohio St.	73 62													55	N	Oklahoma	97 53
																60	A	Temple	83 54
																65	A	Seton Hall	92 78
																80	H	California	72 61
																92	H	Notre Dame	81 57
LAST 10 Division I																			
								127	H	Wichita St.	83 55					55	N	Oklahoma	97 53
								21	A	Ohio St.	73 62					11	A	DePaul	84 74
								33	H	Virginia	83 44					92	H	Notre Dame	81 57
								60	A	Temple	83 54					65	A	Seton Hall	92 78
								51	A	Vanderbilt	64 51					137	A	Dayton	75 37

Non-Div I Games:

UConn

■ Loss,
 ■ Non-Conf, S Site,
 ■ Home
 ■ Away
 N Neutral

Average RPI Win:	321	WON-LOST	WINNING	LAST 10	STRENGTH OF	OPP. STRENGTH	TEAM	ADJ.	CONF.	ADJ CONF.
Average RPI Loss:	189	RECORD	PCT. RANK	GAMES	SCHEDULE	OF SCHEDULE	RPI	RPI	RPI	RPI
DIV. I ONLY	2- 13	326	2-8	263	322	328	328	18	18	
DIV. I NON-CONF.	1- 10	329	1-5	236	282	323	323	18	18	
TOTALS	RPI 1-25	RPI 26-50	W-L RECORDS	RPI 51-100	RPI 101-150	RPI 150+				
2- 13	0- 1	0- 1	OVERALL	0- 0	0- 0	2- 11				
1- 6	0- 1	0- 0	HOME	0- 0	0- 0	1- 5				
1- 7	0- 0	0- 1	AWAY	0- 0	0- 0	1- 6				
0- 0	0- 0	0- 0	NEUTRAL	0- 0	0- 0	0- 0				
1- 10	0- 1	0- 1	NON-CONFERENCE	0- 0	0- 0	1- 8				
0- 5	0- 1	0- 0	HOME	0- 0	0- 0	0- 4				
1- 5	0- 0	0- 1	AWAY	0- 0	0- 0	1- 4				
0- 0	0- 0	0- 0	NEUTRAL	0- 0	0- 0	0- 0				
1- 3	0- 0	0- 0	CONFERENCE	0- 0	0- 0	1- 3				
1- 1	0- 0	0- 0	HOME	0- 0	0- 0	1- 1				
0- 2	0- 0	0- 0	AWAY	0- 0	0- 0	0- 2				
0- 0	0- 0	0- 0	NEUTRAL	0- 0	0- 0	0- 0				

RPI S	Opponent	Score	RPI S	Opponent	Score	RPI S	Opponent	Score	RPI S	Opponent	Score	Team's RPI: 328
12	H Florida St.	42 86	43	A Kansas	50 91				152	A Miami (OH)	35 85	
									154	H Western Mich.	52 80	
									161	A Valparaiso	37 63	
									170	A Cleveland St.	44 84	
									179	A Youngstown St.	65 77	
									186	H Eastern Mich.	59 68	
									200	A Kansas St.	40 84	
									278	H Indiana St.	40 61	
									282	H Eastern Ill.	45 80	
									296	H Oakland	70 64	
									316	A Purdue Fort Wayne	50 61	
									319	H Detroit Mercy	62 70	
									345	A Chicago St.	73 61	
LAST 10 Division I												
296	H Oakland	70 64	319	H Detroit Mercy	62 70							
154	H Western Mich.	52 80	179	A Youngstown St.	65 77							
345	A Chicago St.	73 61	170	A Cleveland St.	44 84							
152	A Miami (OH)	35 85	186	H Eastern Mich.	59 68							
12	H Florida St.	42 86	161	A Valparaiso	37 63							

Non-Div I Games:

UIC

■ Loss,
 ■ Non-Conf,
 S Site,
 ■ Home
 ■ Away
 N Neutral

Average RPI Win:	298	WON-LOST	WINNING	LAST 10	STRENGTH OF	OPP. STRENGTH	TEAM	ADJ.	CONF.	ADJ CONF.
Average RPI Loss:	171	RECORD	PCT. RANK	GAMES	SCHEDULE	OF SCHEDULE	RPI	RPI	RPI	RPI
DIV. I ONLY	3- 8	276	3-7	267	274	300	300	29	29	
DIV. I NON-CONF.	3- 7	252	3-6	315	254	316	316	29	29	
TOTALS	RPI 1-25	RPI 26-50	W-L RECORDS	RPI 51-100	RPI 101-150	RPI 150+				
3- 8	0- 0	0- 0	OVERALL	0- 2	0- 1	3- 5				
2- 1	0- 0	0- 0	HOME	0- 0	0- 0	2- 1				
1- 5	0- 0	0- 0	AWAY	0- 2	0- 1	1- 2				
0- 2	0- 0	0- 0	NEUTRAL	0- 0	0- 0	0- 2				
3- 7	0- 0	0- 0	NON-CONFERENCE	0- 1	0- 1	3- 5				
2- 1	0- 0	0- 0	HOME	0- 0	0- 0	2- 1				
1- 4	0- 0	0- 0	AWAY	0- 1	0- 1	1- 2				
0- 2	0- 0	0- 0	NEUTRAL	0- 0	0- 0	0- 2				
0- 1	0- 0	0- 0	CONFERENCE	0- 1	0- 0	0- 0				
0- 0	0- 0	0- 0	HOME	0- 0	0- 0	0- 0				
0- 1	0- 0	0- 0	AWAY	0- 1	0- 0	0- 0				
0- 0	0- 0	0- 0	NEUTRAL	0- 0	0- 0	0- 0				

RPI 1-25			RPI 26-50			RPI 51-100			RPI 101+			Team's RPI: 300
RPI	S	Opponent	Score	RPI	S	Opponent	Score	RPI	S	Opponent	Score	
						63 A Syracuse	48 82	136 A William & Mary	48 76			
						91 A Stony Brook	45 57	172 H Howard	61 72			
								193 N La Salle	58 74			
								216 A Mt. St. Mary's	61 71			
								228 N Kennesaw St.	44 59			
								252 A Lafayette	65 58			
								267 A Wagner	60 67			
								302 H Morgan St.	65 63			
								341 H Coppin St.	71 48			
LAST 10 Division I												
						91 A Stony Brook	45 57	252 A Lafayette	65 58			
						136 A William & Mary	48 76	302 H Morgan St.	65 63			
						216 A Mt. St. Mary's	61 71	63 A Syracuse	48 82			
						267 A Wagner	60 67	228 N Kennesaw St.	44 59			
						341 H Coppin St.	71 48	193 N La Salle	58 74			

Non-Div I Games: Gettysburg 92 50

UMBC

■ Loss,
 ■ Non-Conf,
 ■ S Site,
 ■ H Home
 ■ A Away
 N Neutral

UMES				STRENGTH OF SCHEDULE	OPP. STRENGTH OF SCHEDULE	TEAM RPI	ADJ. RPI	CONF. RPI	ADJ CONF. RPI
Average RPI Win:	216	WON-LOST RECORD	WINNING PCT. RANK						
Average RPI Loss:	124		LAST 10 GAMES						
DIV. I ONLY	1- 11	334	1-9	92	144	293	293	30	30
DIV. I NON-CONF.	1- 10	329	1-8	109	122	302	302	30	30

TOTALS	RPI 1-25	RPI 26-50	W-L RECORDS	RPI 51-100	RPI 101-150	RPI 150+			
1- 11	0- 1	0- 1	OVERALL	0- 2	0- 3	1- 4			
1- 4	0- 0	0- 0	HOME	0- 0	0- 1	1- 3			
0- 7	0- 1	0- 1	AWAY	0- 2	0- 2	0- 1			
0- 0	0- 0	0- 0	NEUTRAL	0- 0	0- 0	0- 0			
1- 10	0- 1	0- 1	NON-CONFERENCE	0- 2	0- 3	1- 3			
1- 3	0- 0	0- 0	HOME	0- 0	0- 1	1- 2			
0- 7	0- 1	0- 1	AWAY	0- 2	0- 2	0- 1			
0- 0	0- 0	0- 0	NEUTRAL	0- 0	0- 0	0- 0			
0- 1	0- 0	0- 0	CONFERENCE	0- 0	0- 0	0- 1			
0- 1	0- 0	0- 0	HOME	0- 0	0- 0	0- 1			
0- 0	0- 0	0- 0	AWAY	0- 0	0- 0	0- 0			
0- 0	0- 0	0- 0	NEUTRAL	0- 0	0- 0	0- 0			

RPI 1-25				RPI 26-50				RPI 51-100				RPI 101+ Team's RPI: 293			
RPI	S	Opponent	Score	RPI	S	Opponent	Score	RPI	S	Opponent	Score	RPI	S	Opponent	Score
22	A	Virginia Tech	43 86	48	A	Charlotte	44 64	52	A	Old Dominion	39 48	103	H	Richmond	52 64
								63	A	Syracuse	50 65	115	A	UNC Greensboro	48 86
												136	A	William & Mary	50 78
												172	H	Howard	58 79
												198	H	Georgetown	39 57
												216	H	Mt. St. Mary's	78 76
												226	H	Longwood	62 71
												230	A	East Carolina	42 57

LAST 10 Division I															
172	H	Howard	58 79	48	A	Charlotte	44 64	52	A	Old Dominion	39 48	103	H	Richmond	52 64
103	H	Richmond	52 64	198	H	Georgetown	39 57	226	H	Longwood	62 71	230	A	East Carolina	42 57
230	A	East Carolina	42 57	216	H	Mt. St. Mary's	78 76								
22	A	Virginia Tech	43 86	52	A	Old Dominion	39 48								
115	A	UNC Greensboro	48 86												

Non-Div I Games: Greensboro 65 48 Wesley 75 29

UMES

■ Loss,
 ■ Non-Conf,
 ■ S Site,
 ■ H Home
 ■ A Away
 N Neutral

UMKC				STRENGTH OF SCHEDULE	OPP. STRENGTH OF SCHEDULE	TEAM RPI	ADJ. RPI	CONF. RPI	ADJ CONF. RPI
Average RPI Win:	245	WON-LOST RECORD	WINNING PCT. RANK						
Average RPI Loss:	161		LAST 10 GAMES						
DIV. I ONLY	6- 8	208	4-6	241	214	244	244	32	32
DIV. I NON-CONF.	5- 7	205	3-5	195	129	238	238	32	32

TOTALS	RPI 1-25		RPI 26-50	W-L RECORDS	RPI 51-100	RPI 101-150		RPI 150+	
6- 8	0- 1		0- 0	OVERALL	0- 1	0- 3		6- 3	
4- 4	0- 0		0- 0	HOME	0- 0	0- 3		4- 1	
2- 4	0- 1		0- 0	AWAY	0- 1	0- 0		2- 2	
0- 0	0- 0		0- 0	NEUTRAL	0- 0	0- 0		0- 0	
5- 7	0- 1		0- 0	NON-CONFERENCE	0- 1	0- 3		5- 2	
4- 4	0- 0		0- 0	HOME	0- 0	0- 3		4- 1	
1- 3	0- 1		0- 0	AWAY	0- 1	0- 0		1- 1	
0- 0	0- 0		0- 0	NEUTRAL	0- 0	0- 0		0- 0	
1- 1	0- 0		0- 0	CONFERENCE	0- 0	0- 0		1- 1	
0- 0	0- 0		0- 0	HOME	0- 0	0- 0		0- 0	
1- 1	0- 0		0- 0	AWAY	0- 0	0- 0		1- 1	
0- 0	0- 0		0- 0	NEUTRAL	0- 0	0- 0		0- 0	

RPI 1-25				RPI 26-50				RPI 51-100				RPI 101+ Team's RPI: 244			
RPI	S	Opponent	Score	RPI	S	Opponent	Score	RPI	S	Opponent	Score	RPI	S	Opponent	Score
2	A	Missouri St.	58 83					96	A	Pacific	60 89	112	H	Liberty	44 68
												119	H	Loyola Chicago	67 72
												129	H	Davidson	64 74
												159	A	George Mason	64 58
												190	H	Portland St.	87 69
												195	H	Missouri	59 56
												200	H	Kansas St.	67 74
												284	A	Omaha	53 57
												290	H	Denver	83 79
												299	H	Eastern Wash.	66 55
												334	A	Seattle U	76 65
												343	A	Utah Valley	41 62

LAST 10 Division I															
343	A	Utah Valley	41 62	334	A	Seattle U	76 65								
284	A	Omaha	53 57	112	H	Liberty	44 68								
2	A	Missouri St.	58 83	299	H	Eastern Wash.	66 55								
159	A	George Mason	64 58	200	H	Kansas St.	67 74								
119	H	Loyola Chicago	67 72	195	H	Missouri	59 56								

Non-Div I Games: Rockhurst 78 60 Science & Arts Okla74 43

UMKC

Loss, Non-Conf, S Site, H Home A Away N Neutral

Average RPI Win:	331	WON-LOST	WINNING	LAST 10	STRENGTH OF	OPP. STRENGTH	TEAM	ADJ.	CONF.	ADJ CONF.
Average RPI Loss:	123	RECORD	PCT. RANK	GAMES	SCHEDULE	OF SCHEDULE	RPI	RPI	RPI	RPI
DIV. I ONLY	5- 9	241	5-5	243	299	275	275	29	29	
DIV. I NON-CONF.	4- 9	250	4-5	211	307	277	277	29	29	
TOTALS	RPI 1-25	RPI 26-50	W-L RECORDS	RPI 51-100	RPI 101-150	RPI 150+				
5- 9	0- 0	0- 1	OVERALL	0- 2	0- 4	5- 2				
3- 4	0- 0	0- 0	HOME	0- 1	0- 2	3- 1				
2- 5	0- 0	0- 1	AWAY	0- 1	0- 2	2- 1				
0- 0	0- 0	0- 0	NEUTRAL	0- 0	0- 0	0- 0				
4- 9	0- 0	0- 1	NON-CONFERENCE	0- 2	0- 4	4- 2				
2- 4	0- 0	0- 0	HOME	0- 1	0- 2	2- 1				
2- 5	0- 0	0- 1	AWAY	0- 1	0- 2	2- 1				
0- 0	0- 0	0- 0	NEUTRAL	0- 0	0- 0	0- 0				
1- 0	0- 0	0- 0	CONFERENCE	0- 0	0- 0	1- 0				
1- 0	0- 0	0- 0	HOME	0- 0	0- 0	1- 0				
0- 0	0- 0	0- 0	AWAY	0- 0	0- 0	0- 0				
0- 0	0- 0	0- 0	NEUTRAL	0- 0	0- 0	0- 0				

RPI 1-25				RPI 26-50				RPI 51-100				RPI 101+ Team's RPI: 275			
RPI	S	Opponent	Score	RPI	S	Opponent	Score	RPI	S	Opponent	Score	RPI	S	Opponent	Score
				43	A	Kansas	44 79	59	H	Yale	59 67	102	A	Boston College	46 89
								97	A	Colgate	51 73	114	A	Providence	38 63
												142	H	Massachusetts	58 74
												149	H	Cornell	56 70
												197	A	Merrimack	50 73
												204	H	Dartmouth	51 62
												314	H	New Hampshire	58 53
												318	A	Bryant	55 35
												335	H	Fairleigh Dickinson	61 56
												340	A	Central Conn. St.	56 54
												347	H	LIU Brooklyn	65 56
LAST 10 Division I															
				314	H	New Hampshire	58 53	335	H	Fairleigh Dickinson	61 56				
				318	A	Bryant	55 35	197	A	Merrimack	50 73				
				149	H	Cornell	56 70	204	H	Dartmouth	51 62				
				114	A	Providence	38 63	347	H	LIU Brooklyn	65 56				
				59	H	Yale	59 67	340	A	Central Conn. St.	56 54				

Non-Div I Games:

UMass Lowell

■ Loss,
■ Non-Conf,
■ S Site,
■ H Home
■ A Away
N Neutral

UNC Asheville

Through Games Of Jan. 4, 2020

Average RPI Win:	277	WON-LOST	WINNING	LAST 10	STRENGTH OF	OPP. STRENGTH	TEAM	ADJ.	CONF.	ADJ CONF.
Average RPI Loss:	139	RECORD	PCT. RANK	GAMES	SCHEDULE	OF SCHEDULE	RPI	RPI	RPI	RPI
DIV. I ONLY	6- 4	119	6-4	343	102	239	239	27	27	
DIV. I NON-CONF.	4- 3	138	4-3	347	55	262	262	27	27	
TOTALS	RPI 1-25	RPI 26-50	W-L RECORDS	RPI 51-100	RPI 101-150	RPI 150+				
6- 4	0- 0	0- 1	OVERALL	0- 0	0- 1	6- 2				
3- 1	0- 0	0- 0	HOME	0- 0	0- 1	3- 0				
2- 3	0- 0	0- 1	AWAY	0- 0	0- 0	2- 2				
1- 0	0- 0	0- 0	NEUTRAL	0- 0	0- 0	1- 0				
4- 3	0- 0	0- 1	NON-CONFERENCE	0- 0	0- 1	4- 1				
1- 1	0- 0	0- 0	HOME	0- 0	0- 1	1- 0				
2- 2	0- 0	0- 1	AWAY	0- 0	0- 0	2- 1				
1- 0	0- 0	0- 0	NEUTRAL	0- 0	0- 0	1- 0				
2- 1	0- 0	0- 0	CONFERENCE	0- 0	0- 0	2- 1				
2- 0	0- 0	0- 0	HOME	0- 0	0- 0	2- 0				
0- 1	0- 0	0- 0	AWAY	0- 0	0- 0	0- 1				
0- 0	0- 0	0- 0	NEUTRAL	0- 0	0- 0	0- 0				

RPI 1-25			RPI 26-50			RPI 51-100			RPI 101+			Team's RPI: 239
RPI	S	Opponent	Score	RPI	S	Opponent	Score	RPI	S	Opponent	Score	
				27	A	Miami (FL)	46 75					
								115	H	UNC Greensboro	40 67	
								153	A	Hampton	59 68	
								219	H	Campbell	60 52	
								223	A	ETSU	72 54	
								250	N	Southern U.	53 34	
								259	A	Wofford	38 75	
								298	H	Presbyterian	54 39	
								329	A	Western Caro.	64 47	
								344	H	South Carolina St.	82 51	
LAST 10 Division I												
219	H	Campbell	60 52	153	A	Hampton	59 68					
344	H	South Carolina St.	82 51	298	H	Presbyterian	54 39					
115	H	UNC Greensboro	40 67	250	N	Southern U.	53 34					
223	A	ETSU	72 54	27	A	Miami (FL)	46 75					
329	A	Western Caro.	64 47	259	A	Wofford	38 75					

Non-Div I Games: Montreat 89 45 Lenoir-Rhyne 68 48

UNC Asheville

Loss, Non-Conf, S Site, H Home A Away N Neutral

UNC Greensboro

Through Games Of Jan. 4, 2020

Average RPI Win:	232	WON-LOST	WINNING	LAST 10	STRENGTH OF	OPP. STRENGTH	TEAM	ADJ.	CONF.	ADJ CONF.
Average RPI Loss:	126	RECORD	PCT. RANK	GAMES	SCHEDULE	OF SCHEDULE	RPI	RPI	RPI	RPI
DIV. I ONLY	8- 4	85	7-3	195	291	115	115	19	19	
DIV. I NON-CONF.	8- 4	90	7-3	209	289	109	109	21	21	
TOTALS	RPI 1-25	RPI 26-50	W-L RECORDS	RPI 51-100	RPI 101-150	RPI 150+				
8- 4	0- 0	0- 0	OVERALL	1- 1	1- 2	6- 1				
4- 1	0- 0	0- 0	HOME	0- 0	0- 1	4- 0				
4- 3	0- 0	0- 0	AWAY	1- 1	1- 1	2- 1				
0- 0	0- 0	0- 0	NEUTRAL	0- 0	0- 0	0- 0				
8- 4	0- 0	0- 0	NON-CONFERENCE	1- 1	1- 2	6- 1				
4- 1	0- 0	0- 0	HOME	0- 0	0- 1	4- 0				
4- 3	0- 0	0- 0	AWAY	1- 1	1- 1	2- 1				
0- 0	0- 0	0- 0	NEUTRAL	0- 0	0- 0	0- 0				
0- 0	0- 0	0- 0	CONFERENCE	0- 0	0- 0	0- 0				
0- 0	0- 0	0- 0	HOME	0- 0	0- 0	0- 0				
0- 0	0- 0	0- 0	AWAY	0- 0	0- 0	0- 0				
0- 0	0- 0	0- 0	NEUTRAL	0- 0	0- 0	0- 0				

RPI 1-25			RPI 26-50			RPI 51-100			RPI 101+			Team's RPI: 115
RPI	S	Opponent	Score	RPI	S	Opponent	Score	RPI	S	Opponent	Score	
						64	A N.C. A&T	48 57	103	H Richmond	62 70	
						79	A Wake Forest	67 65	112	A Liberty	58 53	
									118	A Coastal Caro.	54 63	
									219	A Campbell	64 72	
									239	A UNC Asheville	67 40	
									246	A Col. of Charleston	69 56	
									281	H Appalachian St.	54 47	
									291	H High Point	82 70	
									293	H UMES	86 48	
									317	H Georgia St.	64 49	
LAST 10 Division I												
281	H	Appalachian St.	54 47	291	H	High Point	82 70					
239	A	UNC Asheville	67 40	246	A	Col. of Charleston	69 56					
112	A	Liberty	58 53	64	A	N.C. A&T	48 57					
293	H	UMES	86 48	317	H	Georgia St.	64 49					
118	A	Coastal Caro.	54 63	219	A	Campbell	64 72					

Non-Div I Games: Erskine 106 44 Concord 80 45 Lenoir-Rhyne 84 59

UNC Greensboro

Loss, Non-Conf, S Site, H Home A Away N Neutral

Average RPI Win:	283	WON-LOST	WINNING	LAST 10	STRENGTH OF	OPP. STRENGTH	TEAM	ADJ.	CONF.	ADJ CONF.
Average RPI Loss:	148	RECORD	PCT. RANK	GAMES	SCHEDULE	OF SCHEDULE	RPI	RPI	RPI	RPI
DIV. I ONLY	3- 7	267	3-7	122	331	258	258	15	15	
DIV. I NON-CONF.	2- 7	288	2-7	107	339	275	275	15	15	
TOTALS	RPI 1-25	RPI 26-50	W-L RECORDS	RPI 51-100	RPI 101-150	RPI 150+				
3- 7	0- 1	0- 0	OVERALL	0- 1	0- 2	3- 3				
2- 3	0- 0	0- 0	HOME	0- 0	0- 1	2- 2				
1- 3	0- 1	0- 0	AWAY	0- 1	0- 0	1- 1				
0- 1	0- 0	0- 0	NEUTRAL	0- 0	0- 1	0- 0				
2- 7	0- 1	0- 0	NON-CONFERENCE	0- 1	0- 2	2- 3				
1- 3	0- 0	0- 0	HOME	0- 0	0- 1	1- 2				
1- 3	0- 1	0- 0	AWAY	0- 1	0- 0	1- 1				
0- 1	0- 0	0- 0	NEUTRAL	0- 0	0- 1	0- 0				
1- 0	0- 0	0- 0	CONFERENCE	0- 0	0- 0	1- 0				
1- 0	0- 0	0- 0	HOME	0- 0	0- 0	1- 0				
0- 0	0- 0	0- 0	AWAY	0- 0	0- 0	0- 0				
0- 0	0- 0	0- 0	NEUTRAL	0- 0	0- 0	0- 0				

RPI 1-25				RPI 26-50				RPI 51-100				RPI 101+				Team's RPI: 258
RPI	S	Opponent	Score	RPI	S	Opponent	Score	RPI	S	Opponent	Score	RPI	S	Opponent	Score	
15	A	NC State	40 80					79	A	Wake Forest	55 65	106	N	North Carolina	45 85	
												118	H	Coastal Caro.	43 62	
												208	H	Delaware	71 65	
												226	A	Longwood	58 59	
												228	H	Kennesaw St.	56 58	
												262	H	Winthrop	63 75	
												298	A	Presbyterian	70 60	
												344	H	South Carolina St.	84 46	
LAST 10 Division I																
208	H	Delaware	71 65	106	N	North Carolina	45 85									
344	H	South Carolina St.	84 46	262	H	Winthrop	63 75									
226	A	Longwood	58 59	118	H	Coastal Caro.	43 62									
15	A	NC State	40 80	298	A	Presbyterian	70 60									
79	A	Wake Forest	55 65	228	H	Kennesaw St.	56 58									

Non-Div I Games: Catawba 75 78 Mount Olive 75 67

UNCW

Loss, Non-Conf, S Site, H Home A Away N Neutral

0- 0		0- 0		0- 0		NEUTRAL		0- 0		0- 0		0- 0			
RPI 1-25				RPI 26-50		Team's RPI: 41		RPI 51-100				RPI 101+			
RPI	S	Opponent	Score	RPI	S	Opponent	Score	RPI	S	Opponent	Score	RPI	S	Opponent	Score
13	A	Creighton	54 57					70	H	IUPUI	51 50	127	A	Wichita St.	61 50
16	H	Iowa	88 66					72	A	Iowa St.	71 63	195	A	Missouri	78 73
21	N	Ohio St.	46 64					73	N	Alabama	77 87	284	A	Omaha	81 45
25	A	Drake	87 104									310	H	North Dakota St.	95 63

UNI

Page 314

Average RPI Win:	226	WON-LOST	WINNING	LAST 10	STRENGTH OF	OPP. STRENGTH	TEAM	ADJ.	CONF.	ADJ CONF.
Average RPI Loss:	131	RECORD	PCT. RANK	GAMES	SCHEDULE	OF SCHEDULE	RPI	RPI	RPI	RPI
DIV. I ONLY	6- 8	208	5-5	254	97	238	238	22	22	
DIV. I NON-CONF.	4- 7	225	3-4	224	56	260	260	25	25	
TOTALS	RPI 1-25	RPI 26-50	W-L RECORDS	RPI 51-100	RPI 101-150	RPI 150+				
6- 8	0- 0	1- 2	OVERALL	0- 1	1- 2	4- 3				
3- 5	0- 0	1- 2	HOME	0- 0	1- 2	1- 1				
3- 3	0- 0	0- 0	AWAY	0- 1	0- 0	3- 2				
0- 0	0- 0	0- 0	NEUTRAL	0- 0	0- 0	0- 0				
4- 7	0- 0	1- 2	NON-CONFERENCE	0- 1	1- 1	2- 3				
3- 4	0- 0	1- 2	HOME	0- 0	1- 1	1- 1				
1- 3	0- 0	0- 0	AWAY	0- 1	0- 0	1- 2				
0- 0	0- 0	0- 0	NEUTRAL	0- 0	0- 0	0- 0				
2- 1	0- 0	0- 0	CONFERENCE	0- 0	0- 1	2- 0				
0- 1	0- 0	0- 0	HOME	0- 0	0- 1	0- 0				
2- 0	0- 0	0- 0	AWAY	0- 0	0- 0	2- 0				
0- 0	0- 0	0- 0	NEUTRAL	0- 0	0- 0	0- 0				

RPI 1-25				RPI 26-50				RPI 51-100				RPI 101+ Team's RPI: 238			
RPI	S	Opponent	Score	RPI	S	Opponent	Score	RPI	S	Opponent	Score	RPI	S	Opponent	Score
				33	H	Virginia	55 63	83	A	Southern California	54 75	110	H	Elon	44 50
				39	H	Duke	45 57					122	H	South Fla.	61 51
				45	H	St. John's (NY)	79 75					135	H	Fresno St.	66 72
												163	A	Southern Utah	68 72
												218	H	Cal St. Fullerton	58 64
												261	A	Utah St.	60 46
												263	A	Pepperdine	69 44
												265	A	Grand Canyon	51 53
												321	A	Air Force	67 60
												344	H	South Carolina St.	66 57
LAST 10 Division I															
				321	A	Air Force	67 60	261	A	Utah St.	60 46				
				263	A	Pepperdine	69 44	122	H	South Fla.	61 51				
				135	H	Fresno St.	66 72	33	H	Virginia	55 63				
				45	H	St. John's (NY)	79 75	265	A	Grand Canyon	51 53				
				110	H	Elon	44 50	83	A	Southern California	54 75				

Non-Div I Games:

UNLV

■ Loss,
■ Non-Conf,
■ S Site,
■ H Home
■ A Away
N Neutral

USC Upstate

Through Games Of Jan. 4, 2020

Average RPI Win:	341	WON-LOST	WINNING	LAST 10	STRENGTH OF	OPP. STRENGTH	TEAM	ADJ.	CONF.	ADJ CONF.
Average RPI Loss:	171	RECORD	PCT. RANK	GAMES	SCHEDULE	OF SCHEDULE	RPI	RPI	RPI	RPI
DIV. I ONLY	4- 6	224	4-6	349	226	323	323	27	27	
DIV. I NON-CONF.	3- 4	201	3-4	338	183	304	304	27	27	
TOTALS	RPI 1-25	RPI 26-50	W-L RECORDS	RPI 51-100	RPI 101-150	RPI 150+				
4- 6	0- 1	0- 0	OVERALL	0- 1	0- 0	4- 4				
4- 0	0- 0	0- 0	HOME	0- 0	0- 0	4- 0				
0- 6	0- 1	0- 0	AWAY	0- 1	0- 0	0- 4				
0- 0	0- 0	0- 0	NEUTRAL	0- 0	0- 0	0- 0				
3- 4	0- 1	0- 0	NON-CONFERENCE	0- 1	0- 0	3- 2				
3- 0	0- 0	0- 0	HOME	0- 0	0- 0	3- 0				
0- 4	0- 1	0- 0	AWAY	0- 1	0- 0	0- 2				
0- 0	0- 0	0- 0	NEUTRAL	0- 0	0- 0	0- 0				
1- 2	0- 0	0- 0	CONFERENCE	0- 0	0- 0	1- 2				
1- 0	0- 0	0- 0	HOME	0- 0	0- 0	1- 0				
0- 2	0- 0	0- 0	AWAY	0- 0	0- 0	0- 2				
0- 0	0- 0	0- 0	NEUTRAL	0- 0	0- 0	0- 0				

RPI 1-25				RPI 26-50				RPI 51-100				RPI 101+				Team's RPI: 323
RPI	S	Opponent	Score	RPI	S	Opponent	Score	RPI	S	Opponent	Score	RPI	S	Opponent	Score	
4	A	South Carolina	32 112					58	A	Georgia	53 67	219	A	Campbell	38 50	
												222	A	Jacksonville	43 87	
												230	A	East Carolina	48 69	
												291	A	High Point	46 85	
												329	H	Western Caro.	70 62	
												342	H	Charleston So.	70 53	
												344	H	South Carolina St.	58 47	
												350	H	Florida A&M	74 61	
LAST 10 Division I																
291	A	High Point	46 85	219	A	Campbell	38 50									
222	A	Jacksonville	43 87	342	H	Charleston So.	70 53									
329	H	Western Caro.	70 62	344	H	South Carolina St.	58 47									
230	A	East Carolina	48 69	58	A	Georgia	53 67									
350	H	Florida A&M	74 61	4	A	South Carolina	32 112									

Non-Div I Games: Mars Hill 89 31 UNKNOWN 71 49

USC Upstate

■ Loss,
 ■ Non-Conf,
 ■ S Site,
 ■ H Home
 ■ A Away
 N Neutral

Average RPI Win:	222	WON-LOST	WINNING	LAST 10	STRENGTH OF	OPP. STRENGTH	TEAM	ADJ.	CONF.	ADJ CONF.
Average RPI Loss:	35	RECORD	PCT. RANK	GAMES	SCHEDULE	OF SCHEDULE	RPI	RPI	RPI	RPI
DIV. I ONLY	8- 6	131	4-6	105	43	113	113	23	23	
DIV. I NON-CONF.	6- 6	163	2-6	49	53	93	93	22	22	
TOTALS	RPI 1-25	RPI 26-50	W-L RECORDS	RPI 51-100	RPI 101-150	RPI 150+				
8- 6	0- 3	0- 1	OVERALL	0- 2	1- 0	7- 0				
5- 2	0- 0	0- 0	HOME	0- 2	1- 0	4- 0				
3- 1	0- 1	0- 0	AWAY	0- 0	0- 0	3- 0				
0- 3	0- 2	0- 1	NEUTRAL	0- 0	0- 0	0- 0				
6- 6	0- 3	0- 1	NON-CONFERENCE	0- 2	1- 0	5- 0				
3- 2	0- 0	0- 0	HOME	0- 2	1- 0	2- 0				
3- 1	0- 1	0- 0	AWAY	0- 0	0- 0	3- 0				
0- 3	0- 2	0- 1	NEUTRAL	0- 0	0- 0	0- 0				
2- 0	0- 0	0- 0	CONFERENCE	0- 0	0- 0	2- 0				
2- 0	0- 0	0- 0	HOME	0- 0	0- 0	2- 0				
0- 0	0- 0	0- 0	AWAY	0- 0	0- 0	0- 0				
0- 0	0- 0	0- 0	NEUTRAL	0- 0	0- 0	0- 0				

RPI 1-25				RPI 26-50				RPI 51-100				RPI 101+ Team's RPI: 113			
RPI	S	Opponent	Score	RPI	S	Opponent	Score	RPI	S	Opponent	Score	RPI	S	Opponent	Score
3	N	Louisville	67 76	30	N	Oklahoma St.	47 60	69	H	Texas Southern	63 74	124	H	Wright St.	68 62
14	N	Oregon	54 91					74	H	Marist	57 73	174	H	Little Rock	65 58
18	A	Northwestern	47 74									200	A	Kansas St.	57 53
												202	H	Arkansas St.	71 44
												207	H	SMU	51 46
												233	A	North Texas	68 49
												292	A	Grambling	88 54
												345	H	Chicago St.	84 53
LAST 10 Division I															
174	H	Little Rock	65 58	202	H	Arkansas St.	71 44								
124	H	Wright St.	68 62	69	H	Texas Southern	63 74								
30	N	Oklahoma St.	47 60	207	H	SMU	51 46								
14	N	Oregon	54 91	74	H	Marist	57 73								
3	N	Louisville	67 76	18	A	Northwestern	47 74								

Non-Div I Games:

UT Arlington

Average RPI Win:	176	WON-LOST	WINNING	LAST 10	STRENGTH OF	OPP. STRENGTH	TEAM	ADJ.	CONF.	ADJ CONF.
Average RPI Loss:	40	RECORD	PCT. RANK	GAMES	SCHEDULE	OF SCHEDULE	RPI	RPI	RPI	RPI
DIV. I ONLY	6- 7	190	6-4	30	25	67	67	20	20	
DIV. I NON-CONF.	4- 7	225	4-4	37	11	125	125	20	20	
TOTALS	RPI 1-25	RPI 26-50	W-L RECORDS	RPI 51-100	RPI 101-150	RPI 150+				
6- 7	0- 3	0- 1	OVERALL	1- 3	1- 0	4- 0				
4- 1	0- 1	0- 0	HOME	1- 0	0- 0	3- 0				
2- 6	0- 2	0- 1	AWAY	0- 3	1- 0	1- 0				
0- 0	0- 0	0- 0	NEUTRAL	0- 0	0- 0	0- 0				
4- 7	0- 3	0- 1	NON-CONFERENCE	1- 3	0- 0	3- 0				
4- 1	0- 1	0- 0	HOME	1- 0	0- 0	3- 0				
0- 6	0- 2	0- 1	AWAY	0- 3	0- 0	0- 0				
0- 0	0- 0	0- 0	NEUTRAL	0- 0	0- 0	0- 0				
2- 0	0- 0	0- 0	CONFERENCE	0- 0	1- 0	1- 0				
0- 0	0- 0	0- 0	HOME	0- 0	0- 0	0- 0				
2- 0	0- 0	0- 0	AWAY	0- 0	1- 0	1- 0				
0- 0	0- 0	0- 0	NEUTRAL	0- 0	0- 0	0- 0				

RPI 1-25				RPI 26-50				RPI 51-100 Team's RPI: 67				RPI 101+			
RPI	S	Opponent	Score	RPI	S	Opponent	Score	RPI	S	Opponent	Score	RPI	S	Opponent	Score
3	H	Louisville	63 71	49	A	Arkansas	46 96	56	A	Southern Ill.	59 70	140	A	Austin Peay	69 61
8	A	Gonzaga	55 78					70	H	IUPUI	57 51	157	H	Samford	80 75
17	A	Mississippi St.	46 82					71	A	Saint Louis	50 56	184	A	Murray St.	89 64
								76	A	Illinois St.	47 70	213	H	Chattanooga	78 51
												289	H	Lipscomb	83 67
LAST 10 Division I															
140	A	Austin Peay	69 61	184	A	Murray St.	89 64								
56	A	Southern Ill.	59 70	49	A	Arkansas	46 96								
76	A	Illinois St.	47 70	3	H	Louisville	63 71								
70	H	IUPUI	57 51	289	H	Lipscomb	83 67								
157	H	Samford	80 75	213	H	Chattanooga	78 51								

Non-Div I Games:

UT Martin

■ Loss,
 ■ Non-Conf, S Site,
 ■ Home
 ■ Away
 N Neutral

UTEP				STRENGTH OF SCHEDULE	OPP. STRENGTH OF SCHEDULE	TEAM RPI	ADJ. RPI	CONF. RPI	ADJ CONF. RPI
Average RPI Win:	270	WON-LOST RECORD	WINNING PCT. RANK						
Average RPI Loss:	162		LAST 10 GAMES						
DIV. I ONLY	9- 4	75	6-4	289	280	214	214	13	13
DIV. I NON-CONF.	7- 4	100	4-4	291	271	244	244	16	16
TOTALS	RPI 1-25	RPI 26-50	W-L RECORDS	RPI 51-100	RPI 101-150	RPI 150+			
9- 4	0- 0	0- 1	OVERALL	0- 0	0- 0	9- 3			
8- 3	0- 0	0- 1	HOME	0- 0	0- 0	8- 2			
1- 1	0- 0	0- 0	AWAY	0- 0	0- 0	1- 1			
0- 0	0- 0	0- 0	NEUTRAL	0- 0	0- 0	0- 0			
7- 4	0- 0	0- 1	NON-CONFERENCE	0- 0	0- 0	7- 3			
6- 3	0- 0	0- 1	HOME	0- 0	0- 0	6- 2			
1- 1	0- 0	0- 0	AWAY	0- 0	0- 0	1- 1			
0- 0	0- 0	0- 0	NEUTRAL	0- 0	0- 0	0- 0			
2- 0	0- 0	0- 0	CONFERENCE	0- 0	0- 0	2- 0			
2- 0	0- 0	0- 0	HOME	0- 0	0- 0	2- 0			
0- 0	0- 0	0- 0	AWAY	0- 0	0- 0	0- 0			
0- 0	0- 0	0- 0	NEUTRAL	0- 0	0- 0	0- 0			

RPI 1-25			RPI 26-50			RPI 51-100			RPI 101+ Team's RPI: 214		
RPI	S	Opponent	Score	RPI	S	Opponent	Score	RPI	S	Opponent	Score
				40	H	Arizona	43 54				
								154	H	Western Mich.	76 46
								171	H	Fla. Atlantic	96 65
								188	H	New Mexico	78 93
								207	A	SMU	56 60
								212	H	Tulsa	51 58
								236	H	UC Riverside	63 50
								305	H	Weber St.	70 51
								308	A	New Mexico St.	63 57
								308	H	New Mexico St.	65 45
								313	H	Alcorn	92 47
								317	H	Georgia St.	71 68
								322	H	FIU	64 34
LAST 10 Division I											
171	H	Fla. Atlantic	96 65	322	H	FIU	64 34				
317	H	Georgia St.	71 68	212	H	Tulsa	51 58				
154	H	Western Mich.	76 46	207	A	SMU	56 60				
308	H	New Mexico St.	65 45	40	H	Arizona	43 54				
188	H	New Mexico	78 93	305	H	Weber St.	70 51				

Non-Div I Games:

UTEP

■ Loss,
 ■ Non-Conf,
 ■ S Site,
 ■ H Home
 ■ A Away
 N Neutral

Average RPI Win:	316	WON-LOST	WINNING	LAST 10	STRENGTH OF	OPP. STRENGTH	TEAM	ADJ.	CONF.	ADJ CONF.
Average RPI Loss:	179	RECORD	PCT. RANK	GAMES	SCHEDULE	OF SCHEDULE	RPI	RPI	RPI	RPI
DIV. I ONLY	2- 8	304	2-8	268	318	331	331	32	32	
DIV. I NON-CONF.	1- 8	322	1-8	278	303	339	339	32	32	
TOTALS	RPI 1-25	RPI 26-50	W-L RECORDS	RPI 51-100	RPI 101-150	RPI 150+				
2- 8	0- 0	0- 0	OVERALL	0- 3	0- 0	2- 5				
2- 2	0- 0	0- 0	HOME	0- 1	0- 0	2- 1				
0- 4	0- 0	0- 0	AWAY	0- 2	0- 0	0- 2				
0- 2	0- 0	0- 0	NEUTRAL	0- 0	0- 0	0- 2				
1- 8	0- 0	0- 0	NON-CONFERENCE	0- 3	0- 0	1- 5				
1- 2	0- 0	0- 0	HOME	0- 1	0- 0	1- 1				
0- 4	0- 0	0- 0	AWAY	0- 2	0- 0	0- 2				
0- 2	0- 0	0- 0	NEUTRAL	0- 0	0- 0	0- 2				
1- 0	0- 0	0- 0	CONFERENCE	0- 0	0- 0	1- 0				
1- 0	0- 0	0- 0	HOME	0- 0	0- 0	1- 0				
0- 0	0- 0	0- 0	AWAY	0- 0	0- 0	0- 0				
0- 0	0- 0	0- 0	NEUTRAL	0- 0	0- 0	0- 0				

RPI S	Opponent	Score	RPI S	Opponent	Score	RPI S	Opponent	Score	RPI S	Opponent	Score	Team's RPI: 331
						69	H Texas Southern	44 71	200	A Kansas St.	66 79	
						83	A Southern California	43 80	220	A A&M-Corpus Christi	50 61	
						94	A Texas	69 85	220	H A&M-Corpus Christi	54 59	
									247	N Long Beach St.	65 69	
									295	H California Baptist	87 68	
									301	N Nevada	57 62	
									336	H UTSA	75 64	
LAST 10 Division I												
			295	H California Baptist	87 68		200	A Kansas St.	66 79			
			336	H UTSA	75 64		301	N Nevada	57 62			
			220	A A&M-Corpus Christi	50 61		247	N Long Beach St.	65 69			
			94	A Texas	69 85		83	A Southern California	43 80			
			69	H Texas Southern	44 71		220	H A&M-Corpus Christi	54 59			

Non-Div I Games: Tex. A&M Int'l 72 56 Tex. A&M-Kingsville 66 45 Texas Lutheran 98 46 Minot St. 75 56

UTRGV

Loss, Non-Conf, S Site, H Home A Away N Neutral

Average RPI Win:	336	WON-LOST	WINNING	LAST 10	STRENGTH OF	OPP. STRENGTH	TEAM	ADJ.	CONF.	ADJ CONF.
Average RPI Loss:	200	RECORD	PCT. RANK	GAMES	SCHEDULE	OF SCHEDULE	RPI	RPI	RPI	RPI
DIV. I ONLY	2- 8	304	2-8	272	338	336	336	13	13	
DIV. I NON-CONF.	1- 7	321	1-7	260	342	337	337	16	16	
TOTALS	RPI 1-25	RPI 26-50	W-L RECORDS	RPI 51-100	RPI 101-150	RPI 150+				
2- 8	0- 0	0- 0	OVERALL	0- 1	0- 1	2- 6				
2- 2	0- 0	0- 0	HOME	0- 0	0- 0	2- 2				
0- 5	0- 0	0- 0	AWAY	0- 1	0- 1	0- 3				
0- 1	0- 0	0- 0	NEUTRAL	0- 0	0- 0	0- 1				
1- 7	0- 0	0- 0	NON-CONFERENCE	0- 1	0- 1	1- 5				
1- 1	0- 0	0- 0	HOME	0- 0	0- 0	1- 1				
0- 5	0- 0	0- 0	AWAY	0- 1	0- 1	0- 3				
0- 1	0- 0	0- 0	NEUTRAL	0- 0	0- 0	0- 1				
1- 1	0- 0	0- 0	CONFERENCE	0- 0	0- 0	1- 1				
1- 1	0- 0	0- 0	HOME	0- 0	0- 0	1- 1				
0- 0	0- 0	0- 0	AWAY	0- 0	0- 0	0- 0				
0- 0	0- 0	0- 0	NEUTRAL	0- 0	0- 0	0- 0				

RPI 1-25			RPI 26-50			RPI 51-100			RPI 101+			Team's RPI: 336
RPI	S	Opponent	Score	RPI	S	Opponent	Score	RPI	S	Opponent	Score	
						94 A Texas	53 84	148 A Hawaii		50 62		
								171 H Fla. Atlantic		53 80		
								178 N Utah		45 91		
								192 H Sam Houston St.		77 81		
								206 A Texas Tech		58 115		
								279 A Texas St.		69 74		
								322 H FIU		60 45		
								331 A UTRGV		64 75		
								349 H Incarnate Word		63 56		
LAST 10 Division I												
322 H		FIU	60 45	171 H		Fla. Atlantic	53 80					
178 N		Utah	45 91	206 A		Texas Tech	58 115					
148 A		Hawaii	50 62	192 H		Sam Houston St.	77 81					
94 A		Texas	53 84	279 A		Texas St.	69 74					
349 H		Incarnate Word	63 56	331 A		UTRGV	64 75					

Non-Div I Games: Texas Wesleyan 80 78 Southwest (NM) 79 62 Concordia (TX) 73 44

UTSA

Loss, Non-Conf, S Site, H Home A Away N Neutral

Average RPI Win:	243	WON-LOST	WINNING	LAST 10	STRENGTH OF	OPP. STRENGTH	TEAM	ADJ.	CONF.	ADJ CONF.
Average RPI Loss:	99	RECORD	PCT. RANK	GAMES	SCHEDULE	OF SCHEDULE	RPI	RPI	RPI	RPI
DIV. I ONLY	7- 6	150	7-3	197	134	178	178	1	1	
DIV. I NON-CONF.	7- 4	100	7-1	309	173	210	210	1	1	
TOTALS	RPI 1-25	RPI 26-50	W-L RECORDS	RPI 51-100	RPI 101-150	RPI 150+				
7- 6	0- 1	0- 2	OVERALL	1- 0	1- 1	5- 2				
4- 3	0- 0	0- 2	HOME	0- 0	0- 1	4- 0				
1- 3	0- 1	0- 0	AWAY	0- 0	1- 0	0- 2				
2- 0	0- 0	0- 0	NEUTRAL	1- 0	0- 0	1- 0				
7- 4	0- 0	0- 1	NON-CONFERENCE	1- 0	1- 1	5- 2				
4- 2	0- 0	0- 1	HOME	0- 0	0- 1	4- 0				
1- 2	0- 0	0- 0	AWAY	0- 0	1- 0	0- 2				
2- 0	0- 0	0- 0	NEUTRAL	1- 0	0- 0	1- 0				
0- 2	0- 1	0- 1	CONFERENCE	0- 0	0- 0	0- 0				
0- 1	0- 0	0- 1	HOME	0- 0	0- 0	0- 0				
0- 1	0- 1	0- 0	AWAY	0- 0	0- 0	0- 0				
0- 0	0- 0	0- 0	NEUTRAL	0- 0	0- 0	0- 0				

RPI	S	Opponent	Score	RPI	S	Opponent	Score	RPI	S	Opponent	Score	RPI	S	Opponent	Score	Team's RPI: 178
6	A	Oregon St.	48 77	31	H	South Dakota	81 84	69	N	Texas Southern	61 52	114	H	Providence	60 67	
				34	H	Colorado	70 80					138	A	BYU	77 73	
												167	A	Cincinnati	62 68	
												243	A	Xavier	63 70	
												254	H	Oral Roberts	78 58	
												299	H	Eastern Wash.	87 49	
												301	H	Nevada	68 62	
												305	H	Weber St.	75 46	
												336	N	UTSA	91 45	
LAST 10 Division I																
6	A	Oregon St.	48 77	34	H	Colorado	70 80	305	H	Weber St.	75 46	114	H	Providence	60 67	
138	A	BYU	77 73	301	H	Nevada	68 62	254	H	Oral Roberts	78 58					
336	N	UTSA	91 45													
69	N	Texas Southern	61 52													
299	H	Eastern Wash.	87 49													

Non-Div I Games:

Utah

Average RPI Win:	271	WON-LOST	WINNING	LAST 10	STRENGTH OF	OPP. STRENGTH	TEAM	ADJ.	CONF.	ADJ CONF.
Average RPI Loss:	176	RECORD	PCT. RANK	GAMES	SCHEDULE	OF SCHEDULE	RPI	RPI	RPI	RPI
DIV. I ONLY	4- 10	270	2-8	154	309	261	261	22	22	
DIV. I NON-CONF.	4- 6	212	2-4	136	291	195	195	25	25	
TOTALS	RPI 1-25	RPI 26-50	W-L RECORDS	RPI 51-100	RPI 101-150	RPI 150+				
4- 10	0- 2	0- 0	OVERALL	0- 0	0- 2	4- 6				
3- 3	0- 0	0- 0	HOME	0- 0	0- 0	3- 3				
1- 7	0- 2	0- 0	AWAY	0- 0	0- 2	1- 3				
0- 0	0- 0	0- 0	NEUTRAL	0- 0	0- 0	0- 0				
4- 6	0- 2	0- 0	NON-CONFERENCE	0- 0	0- 1	4- 3				
3- 1	0- 0	0- 0	HOME	0- 0	0- 0	3- 1				
1- 5	0- 2	0- 0	AWAY	0- 0	0- 1	1- 2				
0- 0	0- 0	0- 0	NEUTRAL	0- 0	0- 0	0- 0				
0- 4	0- 0	0- 0	CONFERENCE	0- 0	0- 1	0- 3				
0- 2	0- 0	0- 0	HOME	0- 0	0- 0	0- 2				
0- 2	0- 0	0- 0	AWAY	0- 0	0- 1	0- 1				
0- 0	0- 0	0- 0	NEUTRAL	0- 0	0- 0	0- 0				

RPI 1-25				RPI 26-50				RPI 51-100				RPI 101+ Team's RPI: 261			
RPI	S	Opponent	Score	RPI	S	Opponent	Score	RPI	S	Opponent	Score	RPI	S	Opponent	Score
6	A	Oregon St.	46 75									135	A	Fresno St.	64 76
14	A	Oregon	52 109									138	A	BYU	50 67
												164	H	Portland	64 70
												205	H	San Jose St.	61 76
												218	A	Cal St. Fullerton	62 83
												233	H	North Texas	66 55
												238	H	UNLV	46 60
												247	A	Long Beach St.	56 48
												269	H	Idaho St.	69 61
												297	A	San Diego St.	62 66
												334	H	Seattle U	70 63
												343	A	Utah Valley	49 57
LAST 10 Division I															
297	A	San Diego St.	62 66	238	H	UNLV	46 60								
135	A	Fresno St.	64 76	343	A	Utah Valley	49 57								
205	H	San Jose St.	61 76	269	H	Idaho St.	69 61								
138	A	BYU	50 67	233	H	North Texas	66 55								
218	A	Cal St. Fullerton	62 83	6	A	Oregon St.	46 75								

Non-Div I Games: Dixie St. 61 49

Utah St.

Utah Valley

Through Games Of Jan. 4, 2020

Average RPI Win:	283	WON-LOST	WINNING	LAST 10	STRENGTH OF	OPP. STRENGTH	TEAM	ADJ.	CONF.	ADJ CONF.
Average RPI Loss:	213	RECORD	PCT. RANK	GAMES	SCHEDULE	OF SCHEDULE	RPI	RPI	RPI	RPI
DIV. I ONLY	3- 9	282	3-7	339	254	343	343	32	32	
DIV. I NON-CONF.	1- 9	326	1-7	330	236	345	345	32	32	
TOTALS	RPI 1-25	RPI 26-50	W-L RECORDS	RPI 51-100	RPI 101-150	RPI 150+				
3- 9	0- 0	0- 0	OVERALL	0- 1	0- 2	3- 6				
3- 4	0- 0	0- 0	HOME	0- 0	0- 1	3- 3				
0- 5	0- 0	0- 0	AWAY	0- 1	0- 1	0- 3				
0- 0	0- 0	0- 0	NEUTRAL	0- 0	0- 0	0- 0				
1- 9	0- 0	0- 0	NON-CONFERENCE	0- 1	0- 2	1- 6				
1- 4	0- 0	0- 0	HOME	0- 0	0- 1	1- 3				
0- 5	0- 0	0- 0	AWAY	0- 1	0- 1	0- 3				
0- 0	0- 0	0- 0	NEUTRAL	0- 0	0- 0	0- 0				
2- 0	0- 0	0- 0	CONFERENCE	0- 0	0- 0	2- 0				
2- 0	0- 0	0- 0	HOME	0- 0	0- 0	2- 0				
0- 0	0- 0	0- 0	AWAY	0- 0	0- 0	0- 0				
0- 0	0- 0	0- 0	NEUTRAL	0- 0	0- 0	0- 0				

RPI 1-25				RPI 26-50				RPI 51-100				RPI 101+				Team's RPI: 343	
RPI	S	Opponent	Score	RPI	S	Opponent	Score	RPI	S	Opponent	Score	RPI	S	Opponent	Score		
								85	A	Boise St.	69	77	138	A	BYU	57	71
													147	H	Montana	52	63
													163	H	Southern Utah	58	71
													236	A	UC Riverside	53	67
													244	H	UMKC	62	41
													261	H	Utah St.	57	49
													269	H	Idaho St.	61	88
													273	A	UC Santa Barbara	51	59
													301	H	Nevada	57	60
													305	A	Weber St.	46	72
													345	H	Chicago St.	89	58
LAST 10 Division I																	
				244	H	UMKC	62	41					345	H	Chicago St.	89	58
				269	H	Idaho St.	61	88					261	H	Utah St.	57	49
				85	A	Boise St.	69	77					305	A	Weber St.	46	72
				236	A	UC Riverside	53	67					138	A	BYU	57	71
				301	H	Nevada	57	60					147	H	Montana	52	63

Non-Div I Games: Antelope Valley 77 61 Ottawa (AZ) 99 50

Utah Valley

■ Loss,
 ■ Non-Conf,
 ■ S Site,
 ■ H Home
 ■ A Away
 N Neutral

Average RPI Win:	216	WON-LOST	WINNING	LAST 10	STRENGTH OF	OPP. STRENGTH	TEAM	ADJ.	CONF.	ADJ CONF.
Average RPI Loss:	109	RECORD	PCT. RANK	GAMES	SCHEDULE	OF SCHEDULE	RPI	RPI	RPI	RPI
DIV. I ONLY	6- 8	208	4-6	114	138	177	177	12	12	
DIV. I NON-CONF.	5- 8	221	3-6	125	132	211	211	12	12	
TOTALS	RPI 1-25	RPI 26-50	W-L RECORDS	RPI 51-100	RPI 101-150	RPI 150+				
6- 8	0- 0	0- 0	OVERALL	1- 3	0- 3	5- 2				
4- 3	0- 0	0- 0	HOME	1- 1	0- 1	3- 1				
1- 5	0- 0	0- 0	AWAY	0- 2	0- 2	1- 1				
1- 0	0- 0	0- 0	NEUTRAL	0- 0	0- 0	1- 0				
5- 8	0- 0	0- 0	NON-CONFERENCE	1- 3	0- 3	4- 2				
4- 3	0- 0	0- 0	HOME	1- 1	0- 1	3- 1				
0- 5	0- 0	0- 0	AWAY	0- 2	0- 2	0- 1				
1- 0	0- 0	0- 0	NEUTRAL	0- 0	0- 0	1- 0				
1- 0	0- 0	0- 0	CONFERENCE	0- 0	0- 0	1- 0				
0- 0	0- 0	0- 0	HOME	0- 0	0- 0	0- 0				
1- 0	0- 0	0- 0	AWAY	0- 0	0- 0	1- 0				
0- 0	0- 0	0- 0	NEUTRAL	0- 0	0- 0	0- 0				

RPI	S	Opponent	Score	RPI	S	Opponent	Score	RPI	S	Opponent	Score	RPI	S	Opponent	Score	Team's RPI: 177
52	H	Old Dominion	62 49	53	A	Middle Tenn.	63 86	64	H	N.C. A&T	58 69	65	A	Seton Hall	33 53	
102	A	Boston College	52 87	122	A	South Fla.	55 77	136	H	William & Mary	55 69	166	A	Southern Miss.	39 51	
167	H	Cincinnati	56 58	211	A	Rhode Island	75 54	230	H	East Carolina	53 40	236	H	UC Riverside	67 51	
284	N	Omaha	74 66	281	H	Appalachian St.	66 38	284	N	Omaha	74 66					
LAST 10 Division I																
211	A	Rhode Island	75 54	64	H	N.C. A&T	58 69	236	H	UC Riverside	67 51	53	A	Middle Tenn.	63 86	
167	H	Cincinnati	56 58	52	H	Old Dominion	62 49	136	H	William & Mary	55 69					
166	A	Southern Miss.	39 51													
102	A	Boston College	52 87													

Non-Div I Games:

VCU

■ Loss,
 ■ Non-Conf,
 ■ S Site,
 ■ H Home
 ■ A Away
 N Neutral

Valparaiso

Through Games Of Jan. 4, 2020

Average RPI Win:	276	WON-LOST	WINNING	LAST 10	STRENGTH OF	OPP. STRENGTH	TEAM	ADJ.	CONF.	ADJ CONF.
Average RPI Loss:	54	RECORD	PCT. RANK	GAMES	SCHEDULE	OF SCHEDULE	RPI	RPI	RPI	RPI
DIV. I ONLY	8- 4	85	7-3	296	168	161	161	7	7	
DIV. I NON-CONF.	8- 3	68	7-2	320	190	148	148	7	7	
TOTALS	RPI 1-25	RPI 26-50	W-L RECORDS	RPI 51-100	RPI 101-150	RPI 150+				
8- 4	0- 2	0- 0	OVERALL	0- 1	0- 1	8- 0				
4- 1	0- 0	0- 0	HOME	0- 1	0- 0	4- 0				
4- 2	0- 1	0- 0	AWAY	0- 0	0- 1	4- 0				
0- 1	0- 1	0- 0	NEUTRAL	0- 0	0- 0	0- 0				
8- 3	0- 2	0- 0	NON-CONFERENCE	0- 0	0- 1	8- 0				
4- 0	0- 0	0- 0	HOME	0- 0	0- 0	4- 0				
4- 2	0- 1	0- 0	AWAY	0- 0	0- 1	4- 0				
0- 1	0- 1	0- 0	NEUTRAL	0- 0	0- 0	0- 0				
0- 1	0- 0	0- 0	CONFERENCE	0- 1	0- 0	0- 0				
0- 1	0- 0	0- 0	HOME	0- 1	0- 0	0- 0				
0- 0	0- 0	0- 0	AWAY	0- 0	0- 0	0- 0				
0- 0	0- 0	0- 0	NEUTRAL	0- 0	0- 0	0- 0				

RPI 1-25				RPI 26-50				RPI 51-100				RPI 101+ Team's RPI: 161			
RPI	S	Opponent	Score	RPI	S	Opponent	Score	RPI	S	Opponent	Score	RPI	S	Opponent	Score
18	A	Northwestern	48 69					56	H	Southern Ill.	51 67	121	A	North Dakota	63 65
21	N	Ohio St.	38 89									155	H	Bowling Green	95 90
												194	A	Toledo	61 54
												274	H	Morehead St.	55 53
												282	A	Eastern Ill.	78 66
												310	A	North Dakota St.	66 54
												319	A	Detroit Mercy	77 58
												328	H	UIC	63 37
												345	H	Chicago St.	95 49
LAST 10 Division I															
				56	H	Southern Ill.	51 67	282	A	Eastern Ill.	78 66				
				194	A	Toledo	61 54	345	H	Chicago St.	95 49				
				155	H	Bowling Green	95 90	274	H	Morehead St.	55 53				
				18	A	Northwestern	48 69	328	H	UIC	63 37				
				121	A	North Dakota	63 65	319	A	Detroit Mercy	77 58				

Non-Div I Games:

Valparaiso

■ Loss,
■ Non-Conf,
■ S Site,
■ H Home
■ A Away
N Neutral

Vanderbilt

Through Games Of Jan. 4, 2020

Average RPI Win:	189	WON-LOST	WINNING	LAST 10	STRENGTH OF	OPP. STRENGTH	TEAM	ADJ.	CONF.	ADJ CONF.
Average RPI Loss:	37	RECORD	PCT. RANK	GAMES	SCHEDULE	OF SCHEDULE	RPI	RPI	RPI	RPI
DIV. I ONLY	11- 3	46	8-2	72	163	51	51	4	4	
DIV. I NON-CONF.	10- 3	60	7-2	75	195	56	56	4	4	
TOTALS	RPI 1-25	RPI 26-50	W-L RECORDS	RPI 51-100	RPI 101-150	RPI 150+				
11- 3	0- 1	0- 1	OVERALL	3- 1	2- 0	6- 0				
8- 1	0- 1	0- 0	HOME	2- 0	2- 0	4- 0				
2- 0	0- 0	0- 0	AWAY	1- 0	0- 0	1- 0				
1- 2	0- 0	0- 1	NEUTRAL	0- 1	0- 0	1- 0				
10- 3	0- 1	0- 1	NON-CONFERENCE	3- 1	1- 0	6- 0				
7- 1	0- 1	0- 0	HOME	2- 0	1- 0	4- 0				
2- 0	0- 0	0- 0	AWAY	1- 0	0- 0	1- 0				
1- 2	0- 0	0- 1	NEUTRAL	0- 1	0- 0	1- 0				
1- 0	0- 0	0- 0	CONFERENCE	0- 0	1- 0	0- 0				
1- 0	0- 0	0- 0	HOME	0- 0	1- 0	0- 0				
0- 0	0- 0	0- 0	AWAY	0- 0	0- 0	0- 0				
0- 0	0- 0	0- 0	NEUTRAL	0- 0	0- 0	0- 0				

RPI 1-25				RPI 26-50				RPI 51-100				Team's RPI: 51	RPI 101+			
RPI	S	Opponent	Score	RPI	S	Opponent	Score	RPI	S	Opponent	Score		RPI	S	Opponent	Score
1	H	UConn	51 64	44	N	Rutgers	56 62	65	N	Seton Hall	65 69		107	H	Auburn	77 55
								71	H	Saint Louis	62 50		146	H	Columbia	72 51
								75	A	Washington	76 74		183	H	Tennessee Tech	75 61
								84	H	Furman	74 46		245	H	Eastern Ky.	75 69
													249	N	UC Irvine	76 63
													257	H	Radford	80 46
													325	H	Jacksonville St.	88 66
													332	A	Tennessee St.	106 55
LAST 10 Division I																
				107	H	Auburn	77 55						146	H	Columbia	72 51
				65	N	Seton Hall	65 69						75	A	Washington	76 74
				44	N	Rutgers	56 62						249	N	UC Irvine	76 63
				332	A	Tennessee St.	106 55						245	H	Eastern Ky.	75 69
				84	H	Furman	74 46						183	H	Tennessee Tech	75 61

Non-Div I Games:

Vanderbilt

Loss, Non-Conf, S Site, H Home A Away N Neutral

Average RPI Win:	316	WON-LOST	WINNING	LAST 10	STRENGTH OF	OPP. STRENGTH	TEAM	ADJ.	CONF.	ADJ CONF.
Average RPI Loss:	180	RECORD	PCT. RANK	GAMES	SCHEDULE	OF SCHEDULE	RPI	RPI	RPI	RPI
DIV. I ONLY	5- 8	229	5-5	310	320	304	304	29	29	
DIV. I NON-CONF.	5- 7	205	5-4	298	304	301	301	29	29	
TOTALS	RPI 1-25	RPI 26-50	W-L RECORDS	RPI 51-100	RPI 101-150	RPI 150+				
5- 8	0- 0	0- 1	OVERALL	0- 0	0- 2	5- 5				
4- 2	0- 0	0- 0	HOME	0- 0	0- 1	4- 1				
1- 6	0- 0	0- 1	AWAY	0- 0	0- 1	1- 4				
0- 0	0- 0	0- 0	NEUTRAL	0- 0	0- 0	0- 0				
5- 7	0- 0	0- 1	NON-CONFERENCE	0- 0	0- 2	5- 4				
4- 2	0- 0	0- 0	HOME	0- 0	0- 1	4- 1				
1- 5	0- 0	0- 1	AWAY	0- 0	0- 1	1- 3				
0- 0	0- 0	0- 0	NEUTRAL	0- 0	0- 0	0- 0				
0- 1	0- 0	0- 0	CONFERENCE	0- 0	0- 0	0- 1				
0- 0	0- 0	0- 0	HOME	0- 0	0- 0	0- 0				
0- 1	0- 0	0- 0	AWAY	0- 0	0- 0	0- 1				
0- 0	0- 0	0- 0	NEUTRAL	0- 0	0- 0	0- 0				

RPI S	Opponent	Score	RPI S	Opponent	Score	RPI S	Opponent	Score	RPI S	Opponent	Score	Team's RPI: 304
			46 A	Minnesota	58 90				119 A	Loyola Chicago	76 78	
									142 H	Massachusetts	49 83	
									196 H	Saint Francis (PA)	69 73	
									197 A	Merrimack	53 78	
									204 A	Dartmouth	55 72	
									211 A	Rhode Island	74 77	
									272 H	Navy	64 56	
									312 H	NJIT	65 59	
									318 H	Bryant	71 66	
									324 A	Albany (NY)	49 58	
									330 H	Canisius	76 53	
									347 A	LIU Brooklyn	73 62	
LAST 10 Division I												
324 A	Albany (NY)	49 58	197 A	Merrimack	53 78							
142 H	Massachusetts	49 83	347 A	LIU Brooklyn	73 62							
211 A	Rhode Island	74 77	312 H	NJIT	65 59							
272 H	Navy	64 56	330 H	Canisius	76 53							
318 H	Bryant	71 66	196 H	Saint Francis (PA)	69 73							

Non-Div I Games: Norwich 86 40

Vermont

Average RPI Win:	132	WON-LOST	WINNING	LAST 10	STRENGTH OF	OPP. STRENGTH	TEAM	ADJ.	CONF.	ADJ CONF.
Average RPI Loss:	78	RECORD	PCT. RANK	GAMES	SCHEDULE	OF SCHEDULE	RPI	RPI	RPI	RPI
DIV. I ONLY	7- 6	150	7-3	41	19	66	66	6	6	
DIV. I NON-CONF.	5- 5	163	5-2	84	23	87	87	6	6	
TOTALS	RPI 1-25	RPI 26-50	W-L RECORDS	RPI 51-100	RPI 101-150	RPI 150+				
7- 6	0- 1	0- 1	OVERALL	2- 2	3- 1	2- 1				
3- 3	0- 1	0- 1	HOME	0- 0	2- 1	1- 0				
4- 3	0- 0	0- 0	AWAY	2- 2	1- 0	1- 1				
0- 0	0- 0	0- 0	NEUTRAL	0- 0	0- 0	0- 0				
5- 5	0- 0	0- 1	NON-CONFERENCE	1- 2	2- 1	2- 1				
2- 2	0- 0	0- 1	HOME	0- 0	1- 1	1- 0				
3- 3	0- 0	0- 0	AWAY	1- 2	1- 0	1- 1				
0- 0	0- 0	0- 0	NEUTRAL	0- 0	0- 0	0- 0				
2- 1	0- 1	0- 0	CONFERENCE	1- 0	1- 0	0- 0				
1- 1	0- 1	0- 0	HOME	0- 0	1- 0	0- 0				
1- 0	0- 0	0- 0	AWAY	1- 0	0- 0	0- 0				
0- 0	0- 0	0- 0	NEUTRAL	0- 0	0- 0	0- 0				

RPI 1-25				RPI 26-50				RPI 51-100 Team's RPI: 66				RPI 101+			
RPI	S	Opponent	Score	RPI	S	Opponent	Score	RPI	S	Opponent	Score	RPI	S	Opponent	Score
13	H	Creighton	42 58	28	H	James Madison	52 56	58	A	Georgia	63 58	114	H	Providence	51 49
								60	A	Temple	69 74	117	H	Saint Joseph's	60 44
								65	A	Seton Hall	61 55	131	H	George Washington	56 68
								78	A	Drexel	52 54	139	A	Fordham	73 66
												156	A	American	54 76
												193	A	La Salle	77 69
												235	H	Manhattan	63 51
LAST 10 Division I															
65	A	Seton Hall	61 55	13	H	Creighton	42 58								
78	A	Drexel	52 54	114	H	Providence	51 49								
58	A	Georgia	63 58	193	A	La Salle	77 69								
235	H	Manhattan	63 51	60	A	Temple	69 74								
139	A	Fordham	73 66	117	H	Saint Joseph's	60 44								

Non-Div I Games:

Villanova

Average RPI Win: 131		WON-LOST	WINNING	LAST 10	STRENGTH OF	OPP. STRENGTH	TEAM	ADJ.	CONF.	ADJ CONF.
Average RPI Loss: 39		RECORD	PCT. RANK	GAMES	SCHEDULE	OF SCHEDULE	RPI	RPI	RPI	RPI
DIV. I ONLY		5- 8	229	3-7	1	71	33	33	3	3
DIV. I NON-CONF.		5- 6	187	3-5	1	45	21	21	2	2
TOTALS		RPI 1-25	RPI 26-50	W-L RECORDS		RPI 51-100	RPI 101-150	RPI 150+		
5- 8	0- 4		1- 2	OVERALL		2- 1	0- 1	2- 0		
3- 3	0- 1		1- 1	HOME		2- 0	0- 1	0- 0		
2- 4	0- 2		0- 1	AWAY		0- 1	0- 0	2- 0		
0- 1	0- 1		0- 0	NEUTRAL		0- 0	0- 0	0- 0		
5- 6	0- 3		1- 2	NON-CONFERENCE		2- 1	0- 0	2- 0		
3- 2	0- 1		1- 1	HOME		2- 0	0- 0	0- 0		
2- 3	0- 1		0- 1	AWAY		0- 1	0- 0	2- 0		
0- 1	0- 1		0- 0	NEUTRAL		0- 0	0- 0	0- 0		
0- 2	0- 1		0- 0	CONFERENCE		0- 0	0- 1	0- 0		
0- 1	0- 0		0- 0	HOME		0- 0	0- 1	0- 0		
0- 1	0- 1		0- 0	AWAY		0- 0	0- 0	0- 0		
0- 0	0- 0		0- 0	NEUTRAL		0- 0	0- 0	0- 0		

RPI 1-25					RPI 26-50					RPI 51-100					RPI 101+				
RPI	S	Opponent	Score		RPI	S	Opponent	Score		RPI	S	Opponent	Score		RPI	S	Opponent	Score	
1	A	UConn	44	83	26	H	Kentucky	47	50	52	H	Old Dominion	56	53	106	H	North Carolina	47	65
9	H	UCLA	62	73	28	H	James Madison	55	49	82	H	Bucknell	84	60	238	A	UNLV	63	55
17	N	Mississippi St.	59	72	44	A	Rutgers	63	73	83	A	Southern California	49	59	253	A	CSUN	72	47
23	A	Georgia Tech	51	61															
LAST 10 Division I																			
					106	H	North Carolina	47	65	23	A	Georgia Tech	51	61					
					28	H	James Madison	55	49	17	N	Mississippi St.	59	72					
					52	H	Old Dominion	56	53	238	A	UNLV	63	55					
					1	A	UConn	44	83	44	A	Rutgers	63	73					
					26	H	Kentucky	47	50	9	H	UCLA	62	73					

Non-Div I Games:

Virginia

Loss, Non-Conf, S Site, H Home A Away N Neutral

Average RPI Win:	153	WON-LOST	WINNING	LAST 10	STRENGTH OF	OPP. STRENGTH	TEAM	ADJ.	CONF.	ADJ CONF.
Average RPI Loss:	28	RECORD	PCT. RANK	GAMES	SCHEDULE	OF SCHEDULE	RPI	RPI	RPI	RPI
DIV. I ONLY	10- 3	51	7-3	31	94	22	22	3	3	
DIV. I NON-CONF.	10- 1	19	7-1	99	118	23	23	2	2	
TOTALS	RPI 1-25	RPI 26-50	W-L RECORDS	RPI 51-100	RPI 101-150	RPI 150+				
10- 3	1- 2	0- 0	OVERALL	0- 1	4- 0	5- 0				
6- 0	1- 0	0- 0	HOME	0- 0	2- 0	3- 0				
1- 2	0- 2	0- 0	AWAY	0- 0	0- 0	1- 0				
3- 1	0- 0	0- 0	NEUTRAL	0- 1	2- 0	1- 0				
10- 1	1- 0	0- 0	NON-CONFERENCE	0- 1	4- 0	5- 0				
6- 0	1- 0	0- 0	HOME	0- 0	2- 0	3- 0				
1- 0	0- 0	0- 0	AWAY	0- 0	0- 0	1- 0				
3- 1	0- 0	0- 0	NEUTRAL	0- 1	2- 0	1- 0				
0- 2	0- 2	0- 0	CONFERENCE	0- 0	0- 0	0- 0				
0- 0	0- 0	0- 0	HOME	0- 0	0- 0	0- 0				
0- 2	0- 2	0- 0	AWAY	0- 0	0- 0	0- 0				
0- 0	0- 0	0- 0	NEUTRAL	0- 0	0- 0	0- 0				

RPI	S	Opponent	Score	RPI	S	Opponent	Score	RPI	S	Opponent	Score	RPI	S	Opponent	Score
12	A	Florida St.	62 86					58	N	Georgia	72 77	112	H	Liberty	73 69
15	A	NC State	69 76									116	N	Belmont	60 58
19	H	Purdue	67 54									127	N	Wichita St.	84 63
												129	H	Davidson	88 68
												159	A	George Mason	77 58
												176	N	Rice	54 45
												196	H	Saint Francis (PA)	105 41
												203	H	Gardner-Webb	87 65
												293	H	UMES	86 43
LAST 10 Division I															
15	A	NC State	69 76	12	A	Florida St.	62 86								
58	N	Georgia	72 77	127	N	Wichita St.	84 63								
116	N	Belmont	60 58	176	N	Rice	54 45								
129	H	Davidson	88 68	203	H	Gardner-Webb	87 65								
293	H	UMES	86 43	19	H	Purdue	67 54								

Non-Div I Games:

Virginia Tech

■ Loss,
 ■ Non-Conf,
 ■ S Site,
 ■ H Home
 ■ A Away
 N Neutral

Average RPI Win:	315	WON-LOST	WINNING	LAST 10	STRENGTH OF	OPP. STRENGTH	TEAM	ADJ.	CONF.	ADJ CONF.
Average RPI Loss:	132	RECORD	PCT. RANK	GAMES	SCHEDULE	OF SCHEDULE	RPI	RPI	RPI	RPI
DIV. I ONLY	3- 9	282	3-7	97	325	267	267	31	31	
DIV. I NON-CONF.	3- 7	252	3-5	54	330	217	217	31	31	
TOTALS	RPI 1-25	RPI 26-50	W-L RECORDS	RPI 51-100	RPI 101-150	RPI 150+				
3- 9	0- 0	0- 1	OVERALL	0- 3	0- 1	3- 4				
3- 2	0- 0	0- 0	HOME	0- 1	0- 0	3- 1				
0- 7	0- 0	0- 1	AWAY	0- 2	0- 1	0- 3				
0- 0	0- 0	0- 0	NEUTRAL	0- 0	0- 0	0- 0				
3- 7	0- 0	0- 1	NON-CONFERENCE	0- 3	0- 1	3- 2				
3- 1	0- 0	0- 0	HOME	0- 1	0- 0	3- 0				
0- 6	0- 0	0- 1	AWAY	0- 2	0- 1	0- 2				
0- 0	0- 0	0- 0	NEUTRAL	0- 0	0- 0	0- 0				
0- 2	0- 0	0- 0	CONFERENCE	0- 0	0- 0	0- 2				
0- 1	0- 0	0- 0	HOME	0- 0	0- 0	0- 1				
0- 1	0- 0	0- 0	AWAY	0- 0	0- 0	0- 1				
0- 0	0- 0	0- 0	NEUTRAL	0- 0	0- 0	0- 0				

RPI S	Opponent	Score	RPI S	Opponent	Score	RPI S	Opponent	Score	RPI S	Opponent	Score	Team's RPI: 267
29	A Maryland	56 119	59	A Yale	68 87	141	A Rider	63 77				
			91	H Stony Brook	45 66	151	A Butler	58 74				
			97	A Colgate	58 74	179	A Youngstown St.	42 64				
						216	A Mt. St. Mary's	63 78				
						227	H Sacred Heart	65 79				
						300	H UMBC	67 60				
						312	H NJIT	61 59				
						333	H Saint Peter's	90 89				
LAST 10 Division I												
227	H Sacred Heart	65 79	216	A Mt. St. Mary's	63 78							
179	A Youngstown St.	42 64	59	A Yale	68 87							
312	H NJIT	61 59	97	A Colgate	58 74							
300	H UMBC	67 60	141	A Rider	63 77							
333	H Saint Peter's	90 89	91	H Stony Brook	45 66							

Non-Div I Games: Staten Island 81 57

Wagner

Wake Forest

Through Games Of Jan. 4, 2020

Average RPI Win:	175	WON-LOST	WINNING	LAST 10	STRENGTH OF	OPP. STRENGTH	TEAM	ADJ.	CONF.	ADJ CONF.
Average RPI Loss:	92	RECORD	PCT. RANK	GAMES	SCHEDULE	OF SCHEDULE	RPI	RPI	RPI	RPI
DIV. I ONLY	8- 5	112	6-4	88	73	79	79	3	3	
DIV. I NON-CONF.	7- 4	100	5-3	112	185	104	104	2	2	
TOTALS	RPI 1-25	RPI 26-50	W-L RECORDS	RPI 51-100	RPI 101-150	RPI 150+				
8- 5	0- 0	1- 3	OVERALL	0- 0	2- 1	5- 1				
4- 2	0- 0	0- 1	HOME	0- 0	0- 1	4- 0				
2- 3	0- 0	1- 2	AWAY	0- 0	1- 0	0- 1				
2- 0	0- 0	0- 0	NEUTRAL	0- 0	1- 0	1- 0				
7- 4	0- 0	0- 2	NON-CONFERENCE	0- 0	2- 1	5- 1				
4- 2	0- 0	0- 1	HOME	0- 0	0- 1	4- 0				
1- 2	0- 0	0- 1	AWAY	0- 0	1- 0	0- 1				
2- 0	0- 0	0- 0	NEUTRAL	0- 0	1- 0	1- 0				
1- 1	0- 0	1- 1	CONFERENCE	0- 0	0- 0	0- 0				
0- 0	0- 0	0- 0	HOME	0- 0	0- 0	0- 0				
1- 1	0- 0	1- 1	AWAY	0- 0	0- 0	0- 0				
0- 0	0- 0	0- 0	NEUTRAL	0- 0	0- 0	0- 0				

RPI 1-25				RPI 26-50				RPI 51-100				Team's RPI: 79		RPI 101+			
RPI	S	Opponent	Score	RPI	S	Opponent	Score	RPI	S	Opponent	Score	RPI	S	Opponent	Score		
				27	A	Miami (FL)	56 59					110	A	Elon	69 57		
				39	A	Duke	60 58					115	H	UNC Greensboro	65 67		
				45	A	St. John's (NY)	74 82					137	N	Dayton	78 59		
				48	H	Charlotte	65 77					162	N	Florida	73 68		
												219	H	Campbell	74 46		
												223	A	ETSU	60 67		
												230	H	East Carolina	76 53		
												246	H	Col. of Charleston	106 50		
												258	H	UNCW	65 55		
LAST 10 Division I																	
				39	A	Duke	60 58	27	A	Miami (FL)	56 59						
				230	H	East Carolina	76 53	162	N	Florida	73 68						
				110	A	Elon	69 57	137	N	Dayton	78 59						
				45	A	St. John's (NY)	74 82	219	H	Campbell	74 46						
				48	H	Charlotte	65 77	223	A	ETSU	60 67						

Non-Div I Games:

Wake Forest

■ Loss,
■ Non-Conf,
■ S Site,
■ H Home
■ A Away
N Neutral

Average RPI Win:	164	WON-LOST	WINNING	LAST 10	STRENGTH OF	OPP. STRENGTH	TEAM	ADJ.	CONF.	ADJ CONF.
Average RPI Loss:	120	RECORD	PCT. RANK	GAMES	SCHEDULE	OF SCHEDULE	RPI	RPI	RPI	RPI
DIV. I ONLY	10- 3	51	8-2	160	41	75	75	1	1	
DIV. I NON-CONF.	8- 3	68	6-2	201	52	115	115	1	1	
TOTALS	RPI 1-25	RPI 26-50	W-L RECORDS	RPI 51-100	RPI 101-150	RPI 150+				
10- 3	1- 0	0- 0	OVERALL	3- 1	0- 1	6- 1				
4- 3	0- 0	0- 0	HOME	1- 1	0- 1	3- 1				
3- 0	0- 0	0- 0	AWAY	2- 0	0- 0	1- 0				
3- 0	1- 0	0- 0	NEUTRAL	0- 0	0- 0	2- 0				
8- 3	1- 0	0- 0	NON-CONFERENCE	1- 1	0- 1	6- 1				
4- 3	0- 0	0- 0	HOME	1- 1	0- 1	3- 1				
1- 0	0- 0	0- 0	AWAY	0- 0	0- 0	1- 0				
3- 0	1- 0	0- 0	NEUTRAL	0- 0	0- 0	2- 0				
2- 0	0- 0	0- 0	CONFERENCE	2- 0	0- 0	0- 0				
0- 0	0- 0	0- 0	HOME	0- 0	0- 0	0- 0				
2- 0	0- 0	0- 0	AWAY	2- 0	0- 0	0- 0				
0- 0	0- 0	0- 0	NEUTRAL	0- 0	0- 0	0- 0				

RPI 1-25				RPI 26-50				RPI 51-100				Team's RPI: 75	RPI 101+			
RPI	S	Opponent	Score	RPI	S	Opponent	Score	RPI	S	Opponent	Score		RPI	S	Opponent	Score
16	N	Iowa	70 63					51	H	Vanderbilt	74 76		148	H	Hawaii	50 62
								80	A	California	67 64		160	H	Tulane	62 64
								89	H	CSU Bakersfield	80 49		168	N	Iona	65 34
								100	A	Washington St.	65 56		172	N	Howard	75 58
													181	H	San Francisco	73 54
													199	A	San Diego	65 47
													305	H	Weber St.	94 41
													334	H	Seattle U	78 46
LAST 10 Division I																
				80	A	California	67 64					100	A	Washington St.	65 56	
				16	N	Iowa	70 63					51	H	Vanderbilt	74 76	
				172	N	Howard	75 58					181	H	San Francisco	73 54	
				168	N	Iona	65 34					199	A	San Diego	65 47	
				334	H	Seattle U	78 46					148	H	Hawaii	50 62	

Non-Div I Games:

Washington

■ Loss,
 ■ Non-Conf, S Site,
 ■ Home
 ■ Away
 N Neutral

Average RPI Win:	215	WON-LOST	WINNING	LAST 10	STRENGTH OF	OPP. STRENGTH	TEAM	ADJ.	CONF.	ADJ CONF.
Average RPI Loss:	24	RECORD	PCT. RANK	GAMES	SCHEDULE	OF SCHEDULE	RPI	RPI	RPI	RPI
DIV. I ONLY	7- 7	169	3-7	43	13	100	100	1	1	
DIV. I NON-CONF.	7- 5	130	3-5	96	15	98	98	1	1	
TOTALS	RPI 1-25	RPI 26-50	W-L RECORDS	RPI 51-100	RPI 101-150	RPI 150+				
7- 7	0- 4	0- 2	OVERALL	1- 1	1- 0	5- 0				
5- 2	0- 1	0- 0	HOME	0- 1	1- 0	4- 0				
1- 2	0- 1	0- 1	AWAY	1- 0	0- 0	0- 0				
1- 3	0- 2	0- 1	NEUTRAL	0- 0	0- 0	1- 0				
7- 5	0- 3	0- 2	NON-CONFERENCE	1- 0	1- 0	5- 0				
5- 1	0- 1	0- 0	HOME	0- 0	1- 0	4- 0				
1- 1	0- 0	0- 1	AWAY	1- 0	0- 0	0- 0				
1- 3	0- 2	0- 1	NEUTRAL	0- 0	0- 0	1- 0				
0- 2	0- 1	0- 0	CONFERENCE	0- 1	0- 0	0- 0				
0- 1	0- 0	0- 0	HOME	0- 1	0- 0	0- 0				
0- 1	0- 1	0- 0	AWAY	0- 0	0- 0	0- 0				
0- 0	0- 0	0- 0	NEUTRAL	0- 0	0- 0	0- 0				

RPI 1-25				RPI 26-50				RPI 51-100				RPI 101+			
RPI	S	Opponent	Score	RPI	S	Opponent	Score	RPI	S	Opponent	Score	RPI	S	Opponent	Score
4	N	South Carolina	53 68	27	A	Miami (FL)	68 74	75	H	Washington	56 65	138	H	BYU	67 50
5	A	Stanford	58 77	37	N	Baylor	66 89	85	A	Boise St.	80 68	249	H	UC Irvine	87 59
8	H	Gonzaga	53 76									250	N	Southern U.	69 54
10	N	Indiana	44 78									253	H	CSUN	71 61
												263	H	Pepperdine	85 48
												264	H	Ark.-Pine Bluff	85 56
LAST 10 Division I															
5	A	Stanford	58 77	75	H	Washington	56 65								
264	H	Ark.-Pine Bluff	85 56	27	A	Miami (FL)	68 74								
10	N	Indiana	44 78	250	N	Southern U.	69 54								
4	N	South Carolina	53 68	249	H	UC Irvine	87 59								
37	N	Baylor	66 89	8	H	Gonzaga	53 76								

Non-Div I Games:

Washington St.

Average RPI Win: 290	WON-LOST	WINNING	LAST 10	STRENGTH OF	OPP. STRENGTH	TEAM	ADJ.	CONF.	ADJ CONF.
Average RPI Loss: 173	RECORD	PCT. RANK	GAMES	SCHEDULE	OF SCHEDULE	RPI	RPI	RPI	RPI
DIV. I ONLY	2- 10	315	2-8	232	227	305	305	21	21
DIV. I NON-CONF.	2- 7	288	2-5	124	239	245	245	19	19
TOTALS	RPI 1-25	RPI 26-50	W-L RECORDS	RPI 51-100	RPI 101-150	RPI 150+			
2- 10	0- 1	0- 0	OVERALL	0- 2	0- 1	2- 6			
1- 2	0- 0	0- 0	HOME	0- 0	0- 0	1- 2			
1- 8	0- 1	0- 0	AWAY	0- 2	0- 1	1- 4			
0- 0	0- 0	0- 0	NEUTRAL	0- 0	0- 0	0- 0			
2- 7	0- 1	0- 0	NON-CONFERENCE	0- 2	0- 0	2- 4			
1- 1	0- 0	0- 0	HOME	0- 0	0- 0	1- 1			
1- 6	0- 1	0- 0	AWAY	0- 2	0- 0	1- 3			
0- 0	0- 0	0- 0	NEUTRAL	0- 0	0- 0	0- 0			
0- 3	0- 0	0- 0	CONFERENCE	0- 0	0- 1	0- 2			
0- 1	0- 0	0- 0	HOME	0- 0	0- 0	0- 1			
0- 2	0- 0	0- 0	AWAY	0- 0	0- 1	0- 1			
0- 0	0- 0	0- 0	NEUTRAL	0- 0	0- 0	0- 0			

RPI 1-25				RPI 26-50				RPI 51-100				RPI 101+ Team's RPI: 305			
RPI	S	Opponent	Score	RPI	S	Opponent	Score	RPI	S	Opponent	Score	RPI	S	Opponent	Score
9	A	UCLA	45 85					75	A	Washington	41 94	134	A	Idaho	50 70
								96	A	Pacific	53 76	164	H	Portland	59 78
												178	A	Utah	46 75
												214	A	UTEP	51 70
												236	A	UC Riverside	64 54
												248	H	Northern Ariz.	82 88
												299	A	Eastern Wash.	53 63
												308	A	New Mexico St.	47 77
												343	H	Utah Valley	72 46
LAST 10 Division I															
248	H	Northern Ariz.	82 88	134	A	Idaho	50 70								
214	A	UTEP	51 70	299	A	Eastern Wash.	53 63								
236	A	UC Riverside	64 54	178	A	Utah	46 75								
96	A	Pacific	53 76	343	H	Utah Valley	72 46								
75	A	Washington	41 94	308	A	New Mexico St.	47 77								

Non-Div I Games:

Weber St.

West Virginia

Through Games Of Jan. 4, 2020

Average RPI Win:	178	WON-LOST	WINNING	LAST 10	STRENGTH OF	OPP. STRENGTH	TEAM	ADJ.	CONF.	ADJ CONF.
Average RPI Loss:	13	RECORD	PCT. RANK	GAMES	SCHEDULE	OF SCHEDULE	RPI	RPI	RPI	RPI
DIV. I ONLY	10- 1	20	9-1	164	72	35	35	5	5	
DIV. I NON-CONF.	10- 1	19	9-1	157	70	34	34	5	5	
TOTALS	RPI 1-25	RPI 26-50	W-L RECORDS	RPI 51-100	RPI 101-150	RPI 150+				
10- 1	1- 1	0- 0	OVERALL	2- 0	1- 0	6- 0				
5- 0	0- 0	0- 0	HOME	0- 0	1- 0	4- 0				
1- 0	1- 0	0- 0	AWAY	0- 0	0- 0	0- 0				
4- 1	0- 1	0- 0	NEUTRAL	2- 0	0- 0	2- 0				
10- 1	1- 1	0- 0	NON-CONFERENCE	2- 0	1- 0	6- 0				
5- 0	0- 0	0- 0	HOME	0- 0	1- 0	4- 0				
1- 0	1- 0	0- 0	AWAY	0- 0	0- 0	0- 0				
4- 1	0- 1	0- 0	NEUTRAL	2- 0	0- 0	2- 0				
0- 0	0- 0	0- 0	CONFERENCE	0- 0	0- 0	0- 0				
0- 0	0- 0	0- 0	HOME	0- 0	0- 0	0- 0				
0- 0	0- 0	0- 0	AWAY	0- 0	0- 0	0- 0				
0- 0	0- 0	0- 0	NEUTRAL	0- 0	0- 0	0- 0				

RPI 1-25				RPI 26-50				Team's RPI: 35				RPI 51-100				RPI 101+			
RPI	S	Opponent	Score	RPI	S	Opponent	Score					RPI	S	Opponent	Score	RPI	S	Opponent	Score
13	N	Creighton	75 82									63	N	Syracuse	71 69	149	H	Cornell	68 62
17	A	Mississippi St.	71 65									88	N	Michigan St.	63 57	180	N	Norfolk St.	72 55
																188	N	New Mexico	73 60
																196	H	Saint Francis (PA)	74 45
																257	H	Radford	74 37
																298	H	Presbyterian	56 40
																341	H	Coppin St.	82 47
LAST 10 Division I																			
				149	H	Cornell	68 62					63	N	Syracuse	71 69				
				13	N	Creighton	75 82					88	N	Michigan St.	63 57				
				341	H	Coppin St.	82 47					180	N	Norfolk St.	72 55				
				257	H	Radford	74 37					17	A	Mississippi St.	71 65				
				298	H	Presbyterian	56 40					188	N	New Mexico	73 60				

Non-Div I Games:

West Virginia

■ Loss,
 ■ Non-Conf,
 ■ S Site,
 ■ H Home
 ■ A Away
 N Neutral

Average RPI Win:	342	WON-LOST	WINNING	LAST 10	STRENGTH OF	OPP. STRENGTH	TEAM	ADJ.	CONF.	ADJ CONF.
Average RPI Loss:	192	RECORD	PCT. RANK	GAMES	SCHEDULE	OF SCHEDULE	RPI	RPI	RPI	RPI
DIV. I ONLY	1- 12	338	1-9	149	350	329	329	19	19	
DIV. I NON-CONF.	1- 12	335	1-9	152	350	329	329	21	21	
TOTALS	RPI 1-25	RPI 26-50	W-L RECORDS	RPI 51-100	RPI 101-150	RPI 150+				
1- 12	0- 0	0- 0	OVERALL	0- 0	0- 4	1- 8				
1- 6	0- 0	0- 0	HOME	0- 0	0- 1	1- 5				
0- 6	0- 0	0- 0	AWAY	0- 0	0- 3	0- 3				
0- 0	0- 0	0- 0	NEUTRAL	0- 0	0- 0	0- 0				
1- 12	0- 0	0- 0	NON-CONFERENCE	0- 0	0- 4	1- 8				
1- 6	0- 0	0- 0	HOME	0- 0	0- 1	1- 5				
0- 6	0- 0	0- 0	AWAY	0- 0	0- 3	0- 3				
0- 0	0- 0	0- 0	NEUTRAL	0- 0	0- 0	0- 0				
0- 0	0- 0	0- 0	CONFERENCE	0- 0	0- 0	0- 0				
0- 0	0- 0	0- 0	HOME	0- 0	0- 0	0- 0				
0- 0	0- 0	0- 0	AWAY	0- 0	0- 0	0- 0				
0- 0	0- 0	0- 0	NEUTRAL	0- 0	0- 0	0- 0				

RPI 1-25			RPI 26-50			RPI 51-100			RPI 101+			Team's RPI: 329
RPI	S	Opponent	Score	RPI	S	Opponent	Score	RPI	S	Opponent	Score	
								106	A	North Carolina	55	92
								110	A	Elon	24	68
								118	H	Coastal Caro.	43	66
								129	A	Davidson	51	101
								170	H	Cleveland St.	61	68
								183	H	Tennessee Tech	58	62
								203	A	Gardner-Webb	62	88
								219	H	Campbell	40	61
								239	H	UNC Asheville	47	64
								246	A	Col. of Charleston	62	73
								262	H	Winthrop	60	63
								323	A	USC Upstate	62	70
								342	H	Charleston So.	69	64
LAST 10 Division I												
246	A	Col. of Charleston	62	73	262	H	Winthrop	60	63			
118	H	Coastal Caro.	43	66	183	H	Tennessee Tech	58	62			
129	A	Davidson	51	101	170	H	Cleveland St.	61	68			
239	H	UNC Asheville	47	64	342	H	Charleston So.	69	64			
219	H	Campbell	40	61	203	A	Gardner-Webb	62	88			

Non-Div I Games: UVa-Wise 64 55

Western Caro.

■ Loss,
 ■ Non-Conf,
 ■ S Site,
 ■ H Home
 ■ A Away
 N Neutral

Average RPI Win:	266	WON-LOST	WINNING	LAST 10	STRENGTH OF	OPP. STRENGTH	TEAM	ADJ.	CONF.	ADJ CONF.
Average RPI Loss:	101	RECORD	PCT. RANK	GAMES	SCHEDULE	OF SCHEDULE	RPI	RPI	RPI	RPI
DIV. I ONLY	4- 9	260	3-7	158	181	224	224	17	17	
DIV. I NON-CONF.	3- 7	252	2-5	156	201	243	243	17	17	
TOTALS	RPI 1-25	RPI 26-50	W-L RECORDS	RPI 51-100	RPI 101-150	RPI 150+				
4- 9	0- 2	0- 1	OVERALL	0- 3	1- 1	3- 2				
2- 2	0- 0	0- 1	HOME	0- 0	1- 1	1- 0				
2- 5	0- 2	0- 0	AWAY	0- 2	0- 0	2- 1				
0- 2	0- 0	0- 0	NEUTRAL	0- 1	0- 0	0- 1				
3- 7	0- 2	0- 0	NON-CONFERENCE	0- 2	1- 1	2- 2				
2- 1	0- 0	0- 0	HOME	0- 0	1- 1	1- 0				
1- 4	0- 2	0- 0	AWAY	0- 1	0- 0	1- 1				
0- 2	0- 0	0- 0	NEUTRAL	0- 1	0- 0	0- 1				
1- 2	0- 0	0- 1	CONFERENCE	0- 1	0- 0	1- 0				
0- 1	0- 0	0- 1	HOME	0- 0	0- 0	0- 0				
1- 1	0- 0	0- 0	AWAY	0- 1	0- 0	1- 0				
0- 0	0- 0	0- 0	NEUTRAL	0- 0	0- 0	0- 0				

RPI 1-25				RPI 26-50				RPI 51-100				RPI 101+ Team's RPI: 224			
RPI	S	Opponent	Score	RPI	S	Opponent	Score	RPI	S	Opponent	Score	RPI	S	Opponent	Score
19	A	Purdue	59 66	31	H	South Dakota	65 96	56	N	Southern Ill.	65 79	128	H	Bradley	49 84
25	A	Drake	75 94					76	A	Illinois St.	65 78	132	H	Southeast Mo. St.	97 91
								99	A	South Dakota St.	45 75	195	A	Missouri	89 97
												278	H	Indiana St.	83 72
												282	N	Eastern Ill.	52 60
												310	A	North Dakota St.	79 78
												345	A	Chicago St.	88 78
LAST 10 Division I															
				99	A	South Dakota St.	45 75	310	A	North Dakota St.	79 78				
				345	A	Chicago St.	88 78	31	H	South Dakota	65 96				
				76	A	Illinois St.	65 78	282	N	Eastern Ill.	52 60				
				25	A	Drake	75 94	56	N	Southern Ill.	65 79				
				128	H	Bradley	49 84	132	H	Southeast Mo. St.	97 91				

Non-Div I Games: Culver-Stockton 82 76 Ill.-Springfield 91 51 Mo. Baptist 90 69

Western Ill.

Loss, Non-Conf, S Site, H Home A Away N Neutral

Average RPI Win:	145	WON-LOST	WINNING	LAST 10	STRENGTH OF	OPP. STRENGTH	TEAM	ADJ.	CONF.	ADJ CONF.
Average RPI Loss:	111	RECORD	PCT. RANK	GAMES	SCHEDULE	OF SCHEDULE	RPI	RPI	RPI	RPI
DIV. I ONLY	8- 5	112	6-4	116	20	57	57	13	13	
DIV. I NON-CONF.	8- 3	68	6-2	106	10	32	32	16	16	
TOTALS	RPI 1-25	RPI 26-50	W-L RECORDS	RPI 51-100	RPI 101-150	RPI 150+				
8- 5	0- 2	1- 0	OVERALL	2- 0	1- 1	4- 2				
4- 0	0- 0	1- 0	HOME	1- 0	1- 0	1- 0				
3- 5	0- 2	0- 0	AWAY	1- 0	0- 1	2- 2				
1- 0	0- 0	0- 0	NEUTRAL	0- 0	0- 0	1- 0				
8- 3	0- 2	1- 0	NON-CONFERENCE	2- 0	1- 1	4- 0				
4- 0	0- 0	1- 0	HOME	1- 0	1- 0	1- 0				
3- 3	0- 2	0- 0	AWAY	1- 0	0- 1	2- 0				
1- 0	0- 0	0- 0	NEUTRAL	0- 0	0- 0	1- 0				
0- 2	0- 0	0- 0	CONFERENCE	0- 0	0- 0	0- 2				
0- 0	0- 0	0- 0	HOME	0- 0	0- 0	0- 0				
0- 2	0- 0	0- 0	AWAY	0- 0	0- 0	0- 2				
0- 0	0- 0	0- 0	NEUTRAL	0- 0	0- 0	0- 0				

RPI 1-25				RPI 26-50				RPI 51-100 Team's RPI: 57				RPI 101+			
RPI	S	Opponent	Score	RPI	S	Opponent	Score	RPI	S	Opponent	Score	RPI	S	Opponent	Score
3	A	Louisville	56 75	42	H	Central Mich.	93 58	55	H	Oklahoma	74 63	116	H	Belmont	77 46
19	A	Purdue	50 67					90	A	Ball St.	91 86	125	A	Saint Mary's (CA)	73 80
												157	A	Samford	88 84
												174	H	Little Rock	77 58
												176	A	Rice	65 73
												212	N	Tulsa	76 63
												233	A	North Texas	54 61
												311	A	Mercer	75 62
LAST 10 Division I															
176	A	Rice	65 73	233	A	North Texas	54 61								
125	A	Saint Mary's (CA)	73 80	19	A	Purdue	50 67								
212	N	Tulsa	76 63	157	A	Samford	88 84								
174	H	Little Rock	77 58	90	A	Ball St.	91 86								
42	H	Central Mich.	93 58	55	H	Oklahoma	74 63								

Non-Div I Games:

Western Ky.

■ Loss,
 ■ Non-Conf,
 ■ S Site,
 ■ H Home
 ■ A Away
 N Neutral

WON-LOST				STRENGTH OF						
Average RPI Win:	272	WON-LOST	WINNING	LAST 10	SCHEDULE	OPP. STRENGTH	TEAM	ADJ.	CONF.	ADJ CONF.
Average RPI Loss:	132	RECORD	PCT. RANK	GAMES		OF SCHEDULE	RPI	RPI	RPI	RPI
DIV. I ONLY	7- 4	105	7-3	244	294	154	154	10	10	
DIV. I NON-CONF.	6- 4	122	6-3	237	308	167	167	10	10	

TOTALS	RPI 1-25		RPI 26-50		W-L RECORDS		RPI 51-100		RPI 101-150	RPI 150+
7- 4	0- 0		0- 1		OVERALL		0- 1		1- 0	6- 2
3- 1	0- 0		0- 0		HOME		0- 0		0- 0	3- 1
2- 2	0- 0		0- 1		AWAY		0- 0		1- 0	1- 1
2- 1	0- 0		0- 0		NEUTRAL		0- 1		0- 0	2- 0
6- 4	0- 0		0- 1		NON-CONFERENCE		0- 1		1- 0	5- 2
2- 1	0- 0		0- 0		HOME		0- 0		0- 0	2- 1
2- 2	0- 0		0- 1		AWAY		0- 0		1- 0	1- 1
2- 1	0- 0		0- 0		NEUTRAL		0- 1		0- 0	2- 0
1- 0	0- 0		0- 0		CONFERENCE		0- 0		0- 0	1- 0
1- 0	0- 0		0- 0		HOME		0- 0		0- 0	1- 0
0- 0	0- 0		0- 0		AWAY		0- 0		0- 0	0- 0
0- 0	0- 0		0- 0		NEUTRAL		0- 0		0- 0	0- 0

RPI 1-25				RPI 26-50				RPI 51-100				RPI 101+				Team's RPI: 154	
RPI	S	Opponent	Score	RPI	S	Opponent	Score	RPI	S	Opponent	Score	RPI	S	Opponent	Score		
				50	A	Michigan	55 76	91	N	Stony Brook	47 50	119	A	Loyola Chicago	70 60		
												171	H	Fla. Atlantic	79 80		
												194	H	Toledo	84 72		
												214	A	UTEP	46 76		
												290	N	Denver	79 70		
												308	N	New Mexico St.	79 76		
												319	H	Detroit Mercy	82 67		
												328	A	UIC	80 52		
												345	H	Chicago St.	90 69		
LAST 10 Division I																	
				194	H	Toledo	84 72	119	A	Loyola Chicago	70 60						
				308	N	New Mexico St.	79 76	91	N	Stony Brook	47 50						
				214	A	UTEP	46 76	290	N	Denver	79 70						
				171	H	Fla. Atlantic	79 80	345	H	Chicago St.	90 69						
				319	H	Detroit Mercy	82 67	328	A	UIC	80 52						

Non-Div I Games:	Kentucky St.	80	41
------------------	--------------	----	----

Western Mich.

■ Loss, ■ Non-Conf, S Site, H Home A Away N Neutral

Average RPI Win:	207	WON-LOST	WINNING	LAST 10	STRENGTH OF	OPP. STRENGTH	TEAM	ADJ.	CONF.	ADJ CONF.
Average RPI Loss:	56	RECORD	PCT. RANK	GAMES	SCHEDULE	OF SCHEDULE	RPI	RPI	RPI	RPI
DIV. I ONLY	8- 6	131	6-4	181	4	127	127	8	8	
DIV. I NON-CONF.	8- 5	117	6-3	250	12	141	141	8	8	
TOTALS	RPI 1-25	RPI 26-50	W-L RECORDS	RPI 51-100	RPI 101-150	RPI 150+				
8- 6	0- 4	0- 1	OVERALL	1- 0	1- 0	6- 1				
6- 1	0- 0	0- 1	HOME	1- 0	0- 0	5- 0				
1- 4	0- 3	0- 0	AWAY	0- 0	0- 0	1- 1				
1- 1	0- 1	0- 0	NEUTRAL	0- 0	1- 0	0- 0				
8- 5	0- 3	0- 1	NON-CONFERENCE	1- 0	1- 0	6- 1				
6- 1	0- 0	0- 1	HOME	1- 0	0- 0	5- 0				
1- 3	0- 2	0- 0	AWAY	0- 0	0- 0	1- 1				
1- 1	0- 1	0- 0	NEUTRAL	0- 0	1- 0	0- 0				
0- 1	0- 1	0- 0	CONFERENCE	0- 0	0- 0	0- 0				
0- 0	0- 0	0- 0	HOME	0- 0	0- 0	0- 0				
0- 1	0- 1	0- 0	AWAY	0- 0	0- 0	0- 0				
0- 0	0- 0	0- 0	NEUTRAL	0- 0	0- 0	0- 0				

RPI 1-25				RPI 26-50				RPI 51-100				RPI 101+ Team's RPI: 127			
RPI	S	Opponent	Score	RPI	S	Opponent	Score	RPI	S	Opponent	Score	RPI	S	Opponent	Score
1	A	UConn	55 83	41	H	UNI	50 61	55	H	Oklahoma	88 83	108	N	Montana St.	66 64
2	A	Missouri St.	55 68									186	H	Eastern Mich.	63 52
13	A	Creighton	46 56									209	A	Louisiana Tech	88 80
22	N	Virginia Tech	63 84									250	H	Southern U.	69 63
												254	A	Oral Roberts	66 79
												264	H	Ark.-Pine Bluff	100 50
												288	H	Houston Baptist	59 42
												292	H	Grambling	77 65
LAST 10 Division I															
1	A	UConn	55 83	292	H	Grambling	77 65								
186	H	Eastern Mich.	63 52	22	N	Virginia Tech	63 84								
2	A	Missouri St.	55 68	108	N	Montana St.	66 64								
55	H	Oklahoma	88 83	264	H	Ark.-Pine Bluff	100 50								
288	H	Houston Baptist	59 42	13	A	Creighton	46 56								

Non-Div I Games:

Wichita St.

■ Loss,
 ■ Non-Conf,
 ■ S Site,
 ■ H Home
 ■ A Away
 N Neutral

William & Mary

Through Games Of Jan. 4, 2020

Average RPI Win:	240	WON-LOST	WINNING	LAST 10	STRENGTH OF	OPP. STRENGTH	TEAM	ADJ.	CONF.	ADJ CONF.
Average RPI Loss:	61	RECORD	PCT. RANK	GAMES	SCHEDULE	OF SCHEDULE	RPI	RPI	RPI	RPI
DIV. I ONLY	9- 3	61	7-3	315	74	136	136	15	15	
DIV. I NON-CONF.	9- 2	40	7-2	339	87	143	143	15	15	
TOTALS	RPI 1-25	RPI 26-50	W-L RECORDS	RPI 51-100	RPI 101-150	RPI 150+				
9- 3	0- 0	0- 1	OVERALL	0- 1	1- 1	8- 0				
4- 1	0- 0	0- 0	HOME	0- 1	0- 0	4- 0				
5- 2	0- 0	0- 1	AWAY	0- 0	1- 1	4- 0				
0- 0	0- 0	0- 0	NEUTRAL	0- 0	0- 0	0- 0				
9- 2	0- 0	0- 0	NON-CONFERENCE	0- 1	1- 1	8- 0				
4- 1	0- 0	0- 0	HOME	0- 1	0- 0	4- 0				
5- 1	0- 0	0- 0	AWAY	0- 0	1- 1	4- 0				
0- 0	0- 0	0- 0	NEUTRAL	0- 0	0- 0	0- 0				
0- 1	0- 0	0- 1	CONFERENCE	0- 0	0- 0	0- 0				
0- 0	0- 0	0- 0	HOME	0- 0	0- 0	0- 0				
0- 1	0- 0	0- 1	AWAY	0- 0	0- 0	0- 0				
0- 0	0- 0	0- 0	NEUTRAL	0- 0	0- 0	0- 0				

RPI S	Opponent	Score	RPI S	Opponent	Score	RPI S	Opponent	Score	RPI S	Opponent	Score	Team's RPI: 136
28	A James Madison	70 84	52	H Old Dominion	58 69	103	A Richmond	73 76				
						131	A George Washington	63 51				
						177	A VCU	69 55				
						180	H Norfolk St.	65 56				
						230	A East Carolina	78 68				
						241	A Delaware St.	73 52				
						268	A Army West Point	77 65				
						293	H UMES	78 50				
						300	H UMBC	76 48				
						339	H Hartford	61 44				
LAST 10 Division I												
28	A James Madison	70 84	131	A George Washington	63 51							
339	H Hartford	61 44	180	H Norfolk St.	65 56							
300	H UMBC	76 48	177	A VCU	69 55							
103	A Richmond	73 76	52	H Old Dominion	58 69							
230	A East Carolina	78 68	241	A Delaware St.	73 52							

Non-Div I Games:

William & Mary

Loss, Non-Conf, S Site, H Home A Away N Neutral

Average RPI Win: 269		WON-LOST	WINNING	LAST 10	STRENGTH OF	OPP. STRENGTH	TEAM	ADJ.	CONF.	ADJ CONF.
Average RPI Loss: 171		RECORD	PCT. RANK	GAMES	SCHEDULE	OF SCHEDULE	RPI	RPI	RPI	RPI
DIV. I ONLY		5- 6	198	5-5	307	200	262	262	27	27
DIV. I NON-CONF.		3- 6	235	3-5	308	202	296	296	27	27
TOTALS	RPI 1-25	RPI 26-50		W-L RECORDS		RPI 51-100	RPI 101-150	RPI 150+		
5- 6	0- 0	0- 1		OVERALL		0- 1	0- 0	5- 4		
2- 3	0- 0	0- 0		HOME		0- 0	0- 0	2- 3		
3- 2	0- 0	0- 1		AWAY		0- 1	0- 0	3- 0		
0- 1	0- 0	0- 0		NEUTRAL		0- 0	0- 0	0- 1		
3- 6	0- 0	0- 1		NON-CONFERENCE		0- 1	0- 0	3- 4		
0- 3	0- 0	0- 0		HOME		0- 0	0- 0	0- 3		
3- 2	0- 0	0- 1		AWAY		0- 1	0- 0	3- 0		
0- 1	0- 0	0- 0		NEUTRAL		0- 0	0- 0	0- 1		
2- 0	0- 0	0- 0		CONFERENCE		0- 0	0- 0	2- 0		
2- 0	0- 0	0- 0		HOME		0- 0	0- 0	2- 0		
0- 0	0- 0	0- 0		AWAY		0- 0	0- 0	0- 0		
0- 0	0- 0	0- 0		NEUTRAL		0- 0	0- 0	0- 0		

RPI 1-25				RPI 26-50				RPI 51-100				RPI 101+				Team's RPI: 262	
RPI	S	Opponent	Score	RPI	S	Opponent	Score	RPI	S	Opponent	Score	RPI	S	Opponent	Score		
				26	A	Kentucky	36 91	52	A	Old Dominion	44 68	153	H	Hampton	72 66		
												168	H	Iona	61 68		
												246	H	Col. of Charleston	73 84		
												258	A	UNCW	75 63		
												259	N	Wofford	59 60		
												276	H	Ga. Southern	47 91		
												291	H	High Point	69 63		
												315	A	N.C. Central	56 46		
												329	A	Western Caro.	63 60		
EAST 10 Division I																	
				291	H	High Point	69 63	153	H	Hampton	72 66						
				276	H	Ga. Southern	47 91	329	A	Western Caro.	63 60						
				259	N	Wofford	59 60	258	A	UNCW	75 63						
				52	A	Old Dominion	44 68	26	A	Kentucky	36 91						
				315	A	N.C. Central	56 46	246	H	Col. of Charleston	73 84						

Non-Div I Games:

Winthrop

Loss, Non-Conf, S Site, H Home A Away N Neutral

Average RPI Win:	228	WON-LOST	WINNING	LAST 10	STRENGTH OF	OPP. STRENGTH	TEAM	ADJ.	CONF.	ADJ CONF.
Average RPI Loss:	34	RECORD	PCT. RANK	GAMES	SCHEDULE	OF SCHEDULE	RPI	RPI	RPI	RPI
DIV. I ONLY	9- 5	97	6-4	144	82	105	105	2	2	
DIV. I NON-CONF.	8- 3	68	5-2	225	100	95	95	3	3	
TOTALS	RPI 1-25	RPI 26-50	W-L RECORDS	RPI 51-100	RPI 101-150	RPI 150+				
9- 5	0- 2	0- 3	OVERALL	2- 0	0- 0	7- 0				
7- 1	0- 0	0- 1	HOME	1- 0	0- 0	6- 0				
1- 3	0- 2	0- 1	AWAY	0- 0	0- 0	1- 0				
1- 1	0- 0	0- 1	NEUTRAL	1- 0	0- 0	0- 0				
8- 3	0- 1	0- 2	NON-CONFERENCE	2- 0	0- 0	6- 0				
6- 0	0- 0	0- 0	HOME	1- 0	0- 0	5- 0				
1- 2	0- 1	0- 1	AWAY	0- 0	0- 0	1- 0				
1- 1	0- 0	0- 1	NEUTRAL	1- 0	0- 0	0- 0				
1- 2	0- 1	0- 1	CONFERENCE	0- 0	0- 0	1- 0				
1- 1	0- 0	0- 1	HOME	0- 0	0- 0	1- 0				
0- 1	0- 1	0- 0	AWAY	0- 0	0- 0	0- 0				
0- 0	0- 0	0- 0	NEUTRAL	0- 0	0- 0	0- 0				

RPI	S	Opponent	Score	RPI	S	Opponent	Score	RPI	S	Opponent	Score	RPI	S	Opponent	Score	Team's RPI: 105
19	A	Purdue	61 72	34	A	Colorado	57 74	81	H	North Florida	75 62	201	H	Penn St.	71 65	
23	A	Georgia Tech	41 60	44	H	Rutgers	61 64	90	N	Ball St.	67 56	240	H	Milwaukee	71 40	
				49	N	Arkansas	64 68					259	H	Wofford	78 65	
												280	H	Prairie View	68 42	
												282	H	Eastern Ill.	63 55	
												306	H	Alabama St.	85 67	
												310	A	North Dakota St.	64 63	
LAST 10 Division I																
201	H	Penn St.	71 65	19	A	Purdue	61 72									
23	A	Georgia Tech	41 60	44	H	Rutgers	61 64									
49	N	Arkansas	64 68	280	H	Prairie View	68 42									
90	N	Ball St.	67 56	306	H	Alabama St.	85 67									
282	H	Eastern Ill.	63 55	310	A	North Dakota St.	64 63									

Non-Div I Games:

Wisconsin

Average RPI Win:	256	WON-LOST	WINNING	LAST 10	STRENGTH OF	OPP. STRENGTH	TEAM	ADJ.	CONF.	ADJ CONF.
Average RPI Loss:	169	RECORD	PCT. RANK	GAMES	SCHEDULE	OF SCHEDULE	RPI	RPI	RPI	RPI
DIV. I ONLY	4- 8	244	4-6	139	334	259	259	19	19	
DIV. I NON-CONF.	4- 8	235	4-6	142	336	266	266	21	21	
TOTALS	RPI 1-25	RPI 26-50	W-L RECORDS	RPI 51-100	RPI 101-150	RPI 150+				
4- 8	0- 0	0- 1	OVERALL	0- 0	0- 3	4- 4				
3- 3	0- 0	0- 0	HOME	0- 0	0- 1	3- 2				
0- 5	0- 0	0- 1	AWAY	0- 0	0- 2	0- 2				
1- 0	0- 0	0- 0	NEUTRAL	0- 0	0- 0	1- 0				
4- 8	0- 0	0- 1	NON-CONFERENCE	0- 0	0- 3	4- 4				
3- 3	0- 0	0- 0	HOME	0- 0	0- 1	3- 2				
0- 5	0- 0	0- 1	AWAY	0- 0	0- 2	0- 2				
1- 0	0- 0	0- 0	NEUTRAL	0- 0	0- 0	1- 0				
0- 0	0- 0	0- 0	CONFERENCE	0- 0	0- 0	0- 0				
0- 0	0- 0	0- 0	HOME	0- 0	0- 0	0- 0				
0- 0	0- 0	0- 0	AWAY	0- 0	0- 0	0- 0				
0- 0	0- 0	0- 0	NEUTRAL	0- 0	0- 0	0- 0				

RPI 1-25				RPI 26-50				RPI 51-100				RPI 101+ Team's RPI: 259			
RPI	S	Opponent	Score	RPI	S	Opponent	Score	RPI	S	Opponent	Score	RPI	S	Opponent	Score
				43	A	Kansas	64 83					105	A	Wisconsin	65 78
												107	A	Auburn	82 84
												118	H	Coastal Caro.	73 78
												203	A	Gardner-Webb	53 67
												217	A	Northern Ky.	72 80
												226	H	Longwood	79 76
												239	H	UNC Asheville	75 38
												262	N	Winthrop	60 59
												276	H	Ga. Southern	57 70
												281	H	Appalachian St.	51 54
												298	H	Presbyterian	67 60
LAST 10 Division I															
				43	A	Kansas	64 83			217	A	Northern Ky.	72 80		
				262	N	Winthrop	60 59			239	H	UNC Asheville	75 38		
				226	H	Longwood	79 76			281	H	Appalachian St.	51 54		
				118	H	Coastal Caro.	73 78			276	H	Ga. Southern	57 70		
				203	A	Gardner-Webb	53 67			298	H	Presbyterian	67 60		

Non-Div I Games: Brevard 82 34 Erskine 100 38 UNKNOWN 89 38

Wofford

Loss, Non-Conf, S Site, H Home A Away N Neutral

Average RPI Win:	184	WON-LOST	WINNING	LAST 10	STRENGTH OF	OPP. STRENGTH	TEAM	ADJ.	CONF.	ADJ CONF.
Average RPI Loss:	123	RECORD	PCT. RANK	GAMES	SCHEDULE	OF SCHEDULE	RPI	RPI	RPI	RPI
DIV. I ONLY	7- 7	169	5-5	118	119	124	124	18	18	
DIV. I NON-CONF.	4- 6	212	2-4	117	73	146	146	18	18	
TOTALS	RPI 1-25	RPI 26-50	W-L RECORDS	RPI 51-100	RPI 101-150	RPI 150+				
7- 7	0- 0	0- 2	OVERALL	1- 2	1- 1	5- 2				
3- 1	0- 0	0- 0	HOME	1- 1	0- 0	2- 0				
3- 4	0- 0	0- 1	AWAY	0- 1	1- 1	2- 1				
1- 2	0- 0	0- 1	NEUTRAL	0- 0	0- 0	1- 1				
4- 6	0- 0	0- 2	NON-CONFERENCE	1- 2	0- 1	3- 1				
1- 1	0- 0	0- 0	HOME	1- 1	0- 0	0- 0				
2- 3	0- 0	0- 1	AWAY	0- 1	0- 1	2- 0				
1- 2	0- 0	0- 1	NEUTRAL	0- 0	0- 0	1- 1				
3- 1	0- 0	0- 0	CONFERENCE	0- 0	1- 0	2- 1				
2- 0	0- 0	0- 0	HOME	0- 0	0- 0	2- 0				
1- 1	0- 0	0- 0	AWAY	0- 0	1- 0	0- 1				
0- 0	0- 0	0- 0	NEUTRAL	0- 0	0- 0	0- 0				

RPI S	Opponent	Score	RPI S	Opponent	Score	RPI S	Opponent	Score	RPI S	Opponent	Score	Team's RPI: 124
43 N	Kansas	63 74	72 A	Iowa St.	71 79	113 A	UT Arlington	62 68				
47 A	UCF	53 69	77 H	Abilene Christian	64 83	145 A	Green Bay	70 58				
			89 H	CSU Bakersfield	65 60	170 H	Cleveland St.	78 62				
						179 H	Youngstown St.	91 41				
						207 A	SMU	69 61				
						240 A	Milwaukee	58 60				
						243 A	Xavier	86 74				
						256 N	Loyola Maryland	66 51				
						270 N	St. Bonaventure	56 57				
LAST 10 Division I												
179 H	Youngstown St.	91 41	170 H	Cleveland St.	78 62							
72 A	Iowa St.	71 79	145 A	Green Bay	70 58							
207 A	SMU	69 61	240 A	Milwaukee	58 60							
113 A	UT Arlington	62 68	47 A	UCF	53 69							
256 N	Loyola Maryland	66 51	270 N	St. Bonaventure	56 57							

Non-Div I Games: Marian (IN) 64 60

Wright St.

■ Loss,
 ■ Non-Conf,
 ■ S Site,
 ■ H Home
 ■ A Away
 N Neutral

Wyoming

Through Games Of Jan. 4, 2020

Average RPI Win:	229	WON-LOST	WINNING	LAST 10	STRENGTH OF	OPP. STRENGTH	TEAM	ADJ.	CONF.	ADJ CONF.
Average RPI Loss:	133	RECORD	PCT. RANK	GAMES	SCHEDULE	OF SCHEDULE	RPI	RPI	RPI	RPI
DIV. I ONLY	6- 6	169	5-5	175	204	187	187	22	22	
DIV. I NON-CONF.	3- 5	224	2-4	151	197	233	233	25	25	
TOTALS	RPI 1-25	RPI 26-50	W-L RECORDS	RPI 51-100	RPI 101-150	RPI 150+				
6- 6	0- 1	0- 1	OVERALL	1- 1	1- 1	4- 2				
3- 4	0- 1	0- 1	HOME	1- 0	1- 1	1- 1				
3- 2	0- 0	0- 0	AWAY	0- 1	0- 0	3- 1				
0- 0	0- 0	0- 0	NEUTRAL	0- 0	0- 0	0- 0				
3- 5	0- 1	0- 1	NON-CONFERENCE	0- 1	1- 1	2- 1				
2- 3	0- 1	0- 1	HOME	0- 0	1- 1	1- 0				
1- 2	0- 0	0- 0	AWAY	0- 1	0- 0	1- 1				
0- 0	0- 0	0- 0	NEUTRAL	0- 0	0- 0	0- 0				
3- 1	0- 0	0- 0	CONFERENCE	1- 0	0- 0	2- 1				
1- 1	0- 0	0- 0	HOME	1- 0	0- 0	0- 1				
2- 0	0- 0	0- 0	AWAY	0- 0	0- 0	2- 0				
0- 0	0- 0	0- 0	NEUTRAL	0- 0	0- 0	0- 0				

RPI 1-25				RPI 26-50				RPI 51-100				RPI 101+ Team's RPI: 187			
RPI	S	Opponent	Score	RPI	S	Opponent	Score	RPI	S	Opponent	Score	RPI	S	Opponent	Score
8	H	Gonzaga	54 65	34	H	Colorado	56 66	85	H	Boise St.	73 68	125	H	Saint Mary's (CA)	69 67
								99	A	South Dakota St.	40 67	130	H	Northern Colo.	44 46
												188	A	New Mexico	73 66
												234	H	Colorado St.	49 56
												290	A	Denver	57 71
												310	A	North Dakota St.	66 57
												321	A	Air Force	65 63
												346	H	Mississippi Val.	95 22
LAST 10 Division I															
234	H	Colorado St.	49 56	85	H	Boise St.	73 68								
321	A	Air Force	65 63	8	H	Gonzaga	54 65								
310	A	North Dakota St.	66 57	130	H	Northern Colo.	44 46								
99	A	South Dakota St.	40 67	346	H	Mississippi Val.	95 22								
34	H	Colorado	56 66	188	A	New Mexico	73 66								

Non-Div I Games: Colo. Christian 70 31

Wyoming

■ Loss,
 ■ Non-Conf, S Site,
 ■ Home
 ■ Away
 N Neutral

Average RPI Win: 178	WON-LOST	WINNING	LAST 10	STRENGTH OF	OPP. STRENGTH	TEAM	ADJ.	CONF.	ADJ CONF.
Average RPI Loss: 112	RECORD	PCT. RANK	GAMES	SCHEDULE	OF SCHEDULE	RPI	RPI	RPI	RPI
DIV. I ONLY	1- 13	340	0-10	16	184	243	243	6	6
DIV. I NON-CONF.	1- 10	329	0-7	18	225	249	249	6	6
TOTALS	RPI 1-25	RPI 26-50	W-L RECORDS	RPI 51-100	RPI 101-150	RPI 150+			
1- 13	0- 1	0- 2	OVERALL	0- 3	0- 3	1- 4			
1- 7	0- 0	0- 2	HOME	0- 1	0- 1	1- 3			
0- 4	0- 0	0- 0	AWAY	0- 2	0- 2	0- 0			
0- 2	0- 1	0- 0	NEUTRAL	0- 0	0- 0	0- 1			
1- 10	0- 1	0- 1	NON-CONFERENCE	0- 2	0- 3	1- 3			
1- 4	0- 0	0- 1	HOME	0- 0	0- 1	1- 2			
0- 4	0- 0	0- 0	AWAY	0- 2	0- 2	0- 0			
0- 2	0- 1	0- 0	NEUTRAL	0- 0	0- 0	0- 1			
0- 3	0- 0	0- 1	CONFERENCE	0- 1	0- 0	0- 1			
0- 3	0- 0	0- 1	HOME	0- 1	0- 0	0- 1			
0- 0	0- 0	0- 0	AWAY	0- 0	0- 0	0- 0			
0- 0	0- 0	0- 0	NEUTRAL	0- 0	0- 0	0- 0			

RPI 1-25				RPI 26-50				RPI 51-100				RPI 101+ Team's RPI: 243			
RPI	S	Opponent	Score	RPI	S	Opponent	Score	RPI	S	Opponent	Score	RPI	S	Opponent	Score
18	N	Northwestern	59 79	34	H	Colorado	53 62	60	A	Temple	65 78	124	H	Wright St.	74 86
				45	H	St. John's (NY)	67 75	65	H	Seton Hall	61 83	141	A	Rider	57 64
								90	A	Ball St.	49 70	150	A	Robert Morris	57 71
												151	H	Butler	70 78
												162	N	Florida	64 67
												167	H	Cincinnati	78 85
												178	H	Utah	70 63
												245	H	Eastern Ky.	55 56
LAST 10 Division I															
				151	H	Butler	70 78	65	H	Seton Hall	61 83				
				245	H	Eastern Ky.	55 56	45	H	St. John's (NY)	67 75				
				34	H	Colorado	53 62	18	N	Northwestern	59 79				
				150	A	Robert Morris	57 71	162	N	Florida	64 67				
				124	H	Wright St.	74 86	167	H	Cincinnati	78 85				

Non-Div I Games:

Xavier

Average RPI Win:	214	WON-LOST	WINNING	LAST 10	STRENGTH OF	OPP. STRENGTH	TEAM	ADJ.	CONF.	ADJ CONF.
Average RPI Loss:	50	RECORD	PCT. RANK	GAMES	SCHEDULE	OF SCHEDULE	RPI	RPI	RPI	RPI
DIV. I ONLY	10- 3	51	8-2	126	205	59	59	9	9	
DIV. I NON-CONF.	10- 3	60	8-2	130	208	59	59	9	9	
TOTALS	RPI 1-25	RPI 26-50	W-L RECORDS	RPI 51-100	RPI 101-150	RPI 150+				
10- 3	0- 1	0- 1	OVERALL	0- 1	3- 0	7- 0				
5- 1	0- 0	0- 1	HOME	0- 0	1- 0	4- 0				
4- 2	0- 1	0- 0	AWAY	0- 1	1- 0	3- 0				
1- 0	0- 0	0- 0	NEUTRAL	0- 0	1- 0	0- 0				
10- 3	0- 1	0- 1	NON-CONFERENCE	0- 1	3- 0	7- 0				
5- 1	0- 0	0- 1	HOME	0- 0	1- 0	4- 0				
4- 2	0- 1	0- 0	AWAY	0- 1	1- 0	3- 0				
1- 0	0- 0	0- 0	NEUTRAL	0- 0	1- 0	0- 0				
0- 0	0- 0	0- 0	CONFERENCE	0- 0	0- 0	0- 0				
0- 0	0- 0	0- 0	HOME	0- 0	0- 0	0- 0				
0- 0	0- 0	0- 0	AWAY	0- 0	0- 0	0- 0				
0- 0	0- 0	0- 0	NEUTRAL	0- 0	0- 0	0- 0				

RPI 1-25				RPI 26-50				RPI 51-100 Team's RPI: 59				RPI 101+			
RPI	S	Opponent	Score	RPI	S	Opponent	Score	RPI	S	Opponent	Score	RPI	S	Opponent	Score
9	A	UCLA	65 100	45	H	St. John's (NY)	66 80	97	A	Colgate	67 70	106	A	North Carolina	66 63
												114	H	Providence	82 79
												135	N	Fresno St.	87 67
												191	A	Northeastern	78 63
												227	H	Sacred Heart	87 40
												229	H	Quinnipiac	63 59
												267	H	Wagner	87 68
												275	A	UMass Lowell	67 59
												283	A	LMU (CA)	81 65
												311	H	Mercer	68 60
LAST 10 Division I															
311	H	Mercer	68 60	267	H	Wagner	87 68								
135	N	Fresno St.	87 67	106	A	North Carolina	66 63								
9	A	UCLA	65 100	227	H	Sacred Heart	87 40								
191	A	Northeastern	78 63	45	H	St. John's (NY)	66 80								
275	A	UMass Lowell	67 59	283	A	LMU (CA)	81 65								

Non-Div I Games:

Yale

■ Loss,
 ■ Non-Conf, S Site,
 ■ Home
 ■ Away
 N Neutral

Average RPI Win:	232	WON-LOST	WINNING	LAST 10	STRENGTH OF	OPP. STRENGTH	TEAM	ADJ.	CONF.	ADJ CONF.
Average RPI Loss:	126	RECORD	PCT. RANK	GAMES	SCHEDULE	OF SCHEDULE	RPI	RPI	RPI	RPI
DIV. I ONLY	7- 6	150	6-4	257	158	179	179	18	18	
DIV. I NON-CONF.	5- 4	140	4-2	240	148	164	164	18	18	
TOTALS	RPI 1-25	RPI 26-50	W-L RECORDS	RPI 51-100	RPI 101-150	RPI 150+				
7- 6	0- 1	0- 0	OVERALL	1- 1	0- 2	6- 2				
5- 1	0- 0	0- 0	HOME	1- 1	0- 0	4- 0				
2- 5	0- 1	0- 0	AWAY	0- 0	0- 2	2- 2				
0- 0	0- 0	0- 0	NEUTRAL	0- 0	0- 0	0- 0				
5- 4	0- 1	0- 0	NON-CONFERENCE	0- 1	0- 1	5- 1				
3- 1	0- 0	0- 0	HOME	0- 1	0- 0	3- 0				
2- 3	0- 1	0- 0	AWAY	0- 0	0- 1	2- 1				
0- 0	0- 0	0- 0	NEUTRAL	0- 0	0- 0	0- 0				
2- 2	0- 0	0- 0	CONFERENCE	1- 0	0- 1	1- 1				
2- 0	0- 0	0- 0	HOME	1- 0	0- 0	1- 0				
0- 2	0- 0	0- 0	AWAY	0- 0	0- 1	0- 1				
0- 0	0- 0	0- 0	NEUTRAL	0- 0	0- 0	0- 0				

RPI S	Opponent	Score	RPI S	Opponent	Score	RPI S	Opponent	Score	RPI S	Opponent	Score	Team's RPI: 179
10	A Indiana	56 93				70	H IUPUI	75 73	124	A Wright St.	41 91	
						87	H Kent St.	73 82	150	A Robert Morris	43 58	
									165	A Akron	62 91	
									186	H Eastern Mich.	79 77	
									196	A Saint Francis (PA)	56 46	
									217	A Northern Ky.	56 75	
									245	A Eastern Ky.	72 63	
									267	H Wagner	64 42	
									328	H UIC	77 65	
									330	H Canisius	87 59	
LAST 10 Division I												
124	A Wright St.	41 91	217	A Northern Ky.	56 75							
245	A Eastern Ky.	72 63	328	H UIC	77 65							
267	H Wagner	64 42	70	H IUPUI	75 73							
165	A Akron	62 91	10	A Indiana	56 93							
186	H Eastern Mich.	79 77	196	A Saint Francis (PA)	56 46							

Non-Div I Games: Lake Erie 83 48 Muskingum 92 46

Youngstown St.

Loss, Non-Conf, S Site, H Home A Away N Neutral