

Average RPI Win:	249	WON-LOST	WINNING	LAST 10	STRENGTH OF	OPP. STRENGTH	TEAM	ADJ.	CONF.	ADJ CONF.
Average RPI Loss:	153	RECORD	PCT. RANK	GAMES	SCHEDULE	OF SCHEDULE	RPI	RPI	RPI	RPI
DIV. I ONLY	11- 6	90	7-3	249	266	125	125	23	23	
DIV. I NON-CONF.	3- 4	201	0-1	261	218	193	193	20	20	
TOTALS	RPI 1-25	RPI 26-50	W-L RECORDS	RPI 51-100	RPI 101-150	RPI 150+				
11- 6	0- 2	0- 0	OVERALL	1- 0	0- 1	10- 3				
5- 1	0- 0	0- 0	HOME	0- 0	0- 1	5- 0				
5- 5	0- 2	0- 0	AWAY	1- 0	0- 0	4- 3				
1- 0	0- 0	0- 0	NEUTRAL	0- 0	0- 0	1- 0				
3- 4	0- 2	0- 0	NON-CONFERENCE	0- 0	0- 0	3- 2				
1- 0	0- 0	0- 0	HOME	0- 0	0- 0	1- 0				
1- 4	0- 2	0- 0	AWAY	0- 0	0- 0	1- 2				
1- 0	0- 0	0- 0	NEUTRAL	0- 0	0- 0	1- 0				
8- 2	0- 0	0- 0	CONFERENCE	1- 0	0- 1	7- 1				
4- 1	0- 0	0- 0	HOME	0- 0	0- 1	4- 0				
4- 1	0- 0	0- 0	AWAY	1- 0	0- 0	3- 1				
0- 0	0- 0	0- 0	NEUTRAL	0- 0	0- 0	0- 0				

RPI 1-25				RPI 26-50				RPI 51-100				RPI 101+ Team's RPI: 125			
RPI	S	Opponent	Score	RPI	S	Opponent	Score	RPI	S	Opponent	Score	RPI	S	Opponent	Score
12	A	Missouri St.	51 79					88	A	Abilene Christian	70 58	111	H	SFA	44 66
16	A	Texas A&M	48 85									152	A	New Orleans	83 53
												158	H	Sam Houston St.	57 54
												216	H	Lamar University	49 39
												219	H	Central Ark.	67 47
												231	A	Southeastern La.	44 48
												259	A	South Alabama	82 83
												291	A	Texas St.	48 57
												294	H	Nicholls St.	55 49
												304	N	Prairie View	64 52
												319	A	UTRGV	59 54
												319	H	UTRGV	61 50
												325	A	Incarnate Word	64 38
												340	A	Northwestern St.	72 59
LAST 10 Division I															
158	H	Sam Houston St.	57 54	111	H	SFA	44 66	231	A	Southeastern La.	44 48	16	A	Texas A&M	48 85
325	A	Incarnate Word	64 38	219	H	Central Ark.	67 47	340	A	Northwestern St.	72 59				
152	A	New Orleans	83 53												
216	H	Lamar University	49 39												
88	A	Abilene Christian	70 58												

Non-Div I Games: UNKNOWN 75 55 Huston-Tillotson 63 49 Texas Wesleyan 90 52

Average RPI Win:	221	WON-LOST	WINNING	LAST 10	STRENGTH OF	OPP. STRENGTH	TEAM	ADJ.	CONF.	ADJ CONF.
Average RPI Loss:	94	RECORD	PCT. RANK	GAMES	SCHEDULE	OF SCHEDULE	RPI	RPI	RPI	RPI
DIV. I ONLY	11- 3	39	8-2	241	192	88	88	23	23	
DIV. I NON-CONF.	4- 1	52	1-0	243	61	60	60	20	20	
TOTALS	RPI 1-25	RPI 26-50	W-L RECORDS	RPI 51-100	RPI 101-150	RPI 150+				
11- 3	0- 0	0- 1	OVERALL	0- 0	1- 2	10- 0				
5- 1	0- 0	0- 0	HOME	0- 0	0- 1	5- 0				
6- 2	0- 0	0- 1	AWAY	0- 0	1- 1	5- 0				
0- 0	0- 0	0- 0	NEUTRAL	0- 0	0- 0	0- 0				
4- 1	0- 0	0- 1	NON-CONFERENCE	0- 0	1- 0	3- 0				
2- 0	0- 0	0- 0	HOME	0- 0	0- 0	2- 0				
2- 1	0- 0	0- 1	AWAY	0- 0	1- 0	1- 0				
0- 0	0- 0	0- 0	NEUTRAL	0- 0	0- 0	0- 0				
7- 2	0- 0	0- 0	CONFERENCE	0- 0	0- 2	7- 0				
3- 1	0- 0	0- 0	HOME	0- 0	0- 1	3- 0				
4- 1	0- 0	0- 0	AWAY	0- 0	0- 1	4- 0				
0- 0	0- 0	0- 0	NEUTRAL	0- 0	0- 0	0- 0				

RPI 1-25				RPI 26-50				RPI 51-100				Team's RPI: 88		RPI 101+			
RPI	S	Opponent	Score	RPI	S	Opponent	Score	RPI	S	Opponent	Score			RPI	S	Opponent	Score
				45	A	Oklahoma	65 78							111	A	SFA	59 69
														125	H	A&M-Corpus Christi	58 70
														141	A	Portland	76 69
														152	H	New Orleans	76 62
														158	A	Sam Houston St.	81 73
														161	A	Wright St.	83 64
														216	H	Lamar University	78 72
														219	A	Central Ark.	74 64
														224	H	Tulsa	73 63
														231	H	Southeastern La.	61 53
														294	A	Nicholls St.	95 84
														310	H	New Mexico St.	67 54
														327	A	McNeese	90 73
LAST 10 Division I																	
				111	A	SFA	59 69			327	A	McNeese	90 73				
				219	A	Central Ark.	74 64			216	H	Lamar University	78 72				
				158	A	Sam Houston St.	81 73			310	H	New Mexico St.	67 54				
				231	H	Southeastern La.	61 53			294	A	Nicholls St.	95 84				
				125	H	A&M-Corpus Christi	58 70			152	H	New Orleans	76 62				

Non-Div I Games: Howard Payne 96 38 Schreiner 110 37 Southwest (NM) 104 52 McMurry 111 43
Abilene Christian

Loss, Non-Conf, S Site, H Home A Away N Neutral

Average RPI Win:	301	WON-LOST	WINNING	LAST 10	STRENGTH OF	OPP. STRENGTH	TEAM	ADJ.	CONF.	ADJ CONF.
Average RPI Loss:	182	RECORD	PCT. RANK	GAMES	SCHEDULE	OF SCHEDULE	RPI	RPI	RPI	RPI
DIV. I ONLY	3- 17	329	1-9	220	256	308	308	17	17	
DIV. I NON-CONF.	1- 9	326	0-2	232	286	332	332	23	23	
TOTALS	RPI 1-25	RPI 26-50	W-L RECORDS	RPI 51-100	RPI 101-150	RPI 150+				
3- 17	0- 1	0- 1	OVERALL	0- 1	0- 4	3- 10				
1- 8	0- 0	0- 0	HOME	0- 0	0- 3	1- 5				
2- 9	0- 1	0- 1	AWAY	0- 1	0- 1	2- 5				
0- 0	0- 0	0- 0	NEUTRAL	0- 0	0- 0	0- 0				
1- 9	0- 1	0- 1	NON-CONFERENCE	0- 0	0- 2	1- 5				
1- 3	0- 0	0- 0	HOME	0- 0	0- 2	1- 1				
0- 6	0- 1	0- 1	AWAY	0- 0	0- 0	0- 4				
0- 0	0- 0	0- 0	NEUTRAL	0- 0	0- 0	0- 0				
2- 8	0- 0	0- 0	CONFERENCE	0- 1	0- 2	2- 5				
0- 5	0- 0	0- 0	HOME	0- 0	0- 1	0- 4				
2- 3	0- 0	0- 0	AWAY	0- 1	0- 1	2- 1				
0- 0	0- 0	0- 0	NEUTRAL	0- 0	0- 0	0- 0				

RPI 1-25				RPI 26-50				RPI 51-100				RPI 101+ Team's RPI: 308			
RPI	S	Opponent	Score	RPI	S	Opponent	Score	RPI	S	Opponent	Score	RPI	S	Opponent	Score
25	A	Arizona St.	56 87	49	A	Tennessee	54 81	82	A	Fresno St.	52 61	109	A	Boise St.	61 70
												126	H	San Jose St.	60 68
												132	H	San Diego	59 70
												141	H	Portland	56 72
												188	H	UNLV	60 67
												195	H	New Mexico	53 75
												205	H	Wyoming	63 65
												226	A	Northern Colo.	62 72
												235	A	Cal St. Fullerton	70 79
												261	A	Long Beach St.	68 74
												270	A	Colorado St.	40 60
												275	A	Navy	59 67
												283	A	Nevada	68 61
												287	A	Utah St.	62 45
												287	H	Utah St.	52 53
												289	H	Army West Point	66 68
												332	H	NJIT	68 48
LAST 10 Division I															
				82	A	Fresno St.	52 61			195	H	New Mexico	53 75		
				126	H	San Jose St.	60 68			287	A	Utah St.	62 45		
				287	H	Utah St.	52 53			188	H	UNLV	60 67		
				270	A	Colorado St.	40 60			235	A	Cal St. Fullerton	70 79		
				109	A	Boise St.	61 70			261	A	Long Beach St.	68 74		

Non-Div I Games: Neb. Wesleyan 93 42

Air Force

■ Loss,
 ■ Non-Conf, S Site,
 ■ Home
 ■ Away
 N Neutral

Average RPI Win: 251	WON-LOST	WINNING	LAST 10	STRENGTH OF	OPP. STRENGTH	TEAM	ADJ.	CONF.	ADJ CONF.
Average RPI Loss: 120	RECORD	PCT. RANK	GAMES	SCHEDULE	OF SCHEDULE	RPI	RPI	RPI	RPI
DIV. I ONLY	9- 10	195	4-6	194	209	202	202	10	10
DIV. I NON-CONF.	7- 4	100	2-0	223	325	156	156	10	10
TOTALS	RPI 1-25	RPI 26-50	W-L RECORDS	RPI 51-100	RPI 101-150	RPI 150+			
9- 10	0- 1	0- 1	OVERALL	0- 2	1- 3	8- 3			
4- 5	0- 1	0- 1	HOME	0- 0	1- 2	3- 1			
3- 5	0- 0	0- 0	AWAY	0- 2	0- 1	3- 2			
2- 0	0- 0	0- 0	NEUTRAL	0- 0	0- 0	2- 0			
7- 4	0- 0	0- 1	NON-CONFERENCE	0- 1	1- 1	6- 1			
3- 2	0- 0	0- 1	HOME	0- 0	1- 1	2- 0			
2- 2	0- 0	0- 0	AWAY	0- 1	0- 0	2- 1			
2- 0	0- 0	0- 0	NEUTRAL	0- 0	0- 0	2- 0			
2- 6	0- 1	0- 0	CONFERENCE	0- 1	0- 2	2- 2			
1- 3	0- 1	0- 0	HOME	0- 0	0- 1	1- 1			
1- 3	0- 0	0- 0	AWAY	0- 1	0- 1	1- 1			
0- 0	0- 0	0- 0	NEUTRAL	0- 0	0- 0	0- 0			

RPI 1-25				RPI 26-50				RPI 51-100				RPI 101+ Team's RPI: 202			
RPI	S	Opponent	Score	RPI	S	Opponent	Score	RPI	S	Opponent	Score	RPI	S	Opponent	Score
18	H	Central Mich.	72 77	47	H	Michigan	71 80	72	A	Ohio	57 70	108	H	Duquesne	63 88
								96	A	Butler	55 76	137	H	N.C. A&T	64 52
												146	A	Western Mich.	71 79
												146	H	Western Mich.	51 56
												179	A	Toledo	61 65
												192	A	Cleveland St.	62 66
												197	H	Miami (OH)	70 62
												200	H	Northern Ill.	65 70
												204	A	Bowling Green	76 73
												236	H	Youngstown St.	91 62
												265	N	Morgan St.	52 45
												288	A	St. Bonaventure	63 54
												296	N	Denver	88 72
												315	H	Purdue Fort Wayne	64 53
												317	A	Detroit Mercy	81 60
LAST 10 Division I															
72	A	Ohio	57 70	204	A	Bowling Green	76 73								
146	A	Western Mich.	71 79	146	H	Western Mich.	51 56								
197	H	Miami (OH)	70 62	18	H	Central Mich.	72 77								
200	H	Northern Ill.	65 70	265	N	Morgan St.	52 45								
179	A	Toledo	61 65	296	N	Denver	88 72								

Non-Div I Games:

Akron

■ Loss,
 ■ Non-Conf, S Site,
 ■ Home
 ■ Away
 N Neutral

Alabama

Through Games Of Jan. 31, 2020

Average RPI Win:	160	WON-LOST	WINNING	LAST 10	STRENGTH OF	OPP. STRENGTH	TEAM	ADJ.	CONF.	ADJ CONF.
Average RPI Loss:	53	RECORD	PCT. RANK	GAMES	SCHEDULE	OF SCHEDULE	RPI	RPI	RPI	RPI
DIV. I ONLY	12- 9	134	4-6	15	78	69	69	4	4	
DIV. I NON-CONF.	10- 3	58	2-0	105	174	64	64	5	5	
TOTALS	RPI 1-25	RPI 26-50	W-L RECORDS	RPI 51-100	RPI 101-150	RPI 150+				
12- 9	0- 4	0- 2	OVERALL	4- 2	2- 0	6- 1				
7- 6	0- 3	0- 1	HOME	3- 1	0- 0	4- 1				
4- 2	0- 1	0- 1	AWAY	0- 0	2- 0	2- 0				
1- 1	0- 0	0- 0	NEUTRAL	1- 1	0- 0	0- 0				
10- 3	0- 0	0- 0	NON-CONFERENCE	3- 2	1- 0	6- 1				
6- 2	0- 0	0- 0	HOME	2- 1	0- 0	4- 1				
3- 0	0- 0	0- 0	AWAY	0- 0	1- 0	2- 0				
1- 1	0- 0	0- 0	NEUTRAL	1- 1	0- 0	0- 0				
2- 6	0- 4	0- 2	CONFERENCE	1- 0	1- 0	0- 0				
1- 4	0- 3	0- 1	HOME	1- 0	0- 0	0- 0				
1- 2	0- 1	0- 1	AWAY	0- 0	1- 0	0- 0				
0- 0	0- 0	0- 0	NEUTRAL	0- 0	0- 0	0- 0				

RPI 1-25				RPI 26-50				RPI 51-100 Team's RPI: 69				RPI 101+			
RPI	S	Opponent	Score	RPI	S	Opponent	Score	RPI	S	Opponent	Score	RPI	S	Opponent	Score
2	H	South Carolina	78 93	41	H	Arkansas	48 66	52	N	UNI	87 77	123	A	Tulane	66 56
16	H	Texas A&M	74 79	49	A	Tennessee	63 65	55	H	Iowa St.	66 75	130	A	Auburn	75 48
22	H	Kentucky	71 81					60	H	North Carolina	83 77	151	H	Bethune-Cookman	60 49
24	A	LSU	60 71					87	N	Southern California	57 60	171	A	Clemson	67 54
								91	H	Colgate	72 52	181	H	Hampton	61 64
								93	H	Vanderbilt	98 61	231	H	Southeastern La.	87 50
												237	H	Radford	85 51
												259	A	South Alabama	74 62
												320	H	Mercer	111 56
LAST 10 Division I															
41	H	Arkansas	48 66	22	H	Kentucky	71 81								
93	H	Vanderbilt	98 61	2	H	South Carolina	78 93								
16	H	Texas A&M	74 79	24	A	LSU	60 71								
49	A	Tennessee	63 65	231	H	Southeastern La.	87 50								
130	A	Auburn	75 48	237	H	Radford	85 51								

Non-Div I Games:

Alabama

 Loss,
 Non-Conf, S Site,
 Home
 Away
N Neutral

Alabama A&M

Through Games Of Jan. 31, 2020

Average RPI Win:	318	WON-LOST	WINNING	LAST 10	STRENGTH OF	OPP. STRENGTH	TEAM	ADJ.	CONF.	ADJ CONF.
Average RPI Loss:	180	RECORD	PCT. RANK	GAMES	SCHEDULE	OF SCHEDULE	RPI	RPI	RPI	RPI
DIV. I ONLY	8- 10	210	5-5	343	340	277	277	31	31	
DIV. I NON-CONF.	4- 7	225	1-2	238	311	222	222	30	30	
TOTALS	RPI 1-25	RPI 26-50	W-L RECORDS	RPI 51-100	RPI 101-150	RPI 150+				
8- 10	0- 0	0- 0	OVERALL	0- 3	0- 0	8- 7				
2- 2	0- 0	0- 0	HOME	0- 1	0- 0	2- 1				
5- 7	0- 0	0- 0	AWAY	0- 2	0- 0	5- 5				
1- 1	0- 0	0- 0	NEUTRAL	0- 0	0- 0	1- 1				
4- 7	0- 0	0- 0	NON-CONFERENCE	0- 3	0- 0	4- 4				
0- 2	0- 0	0- 0	HOME	0- 1	0- 0	0- 1				
4- 4	0- 0	0- 0	AWAY	0- 2	0- 0	4- 2				
0- 1	0- 0	0- 0	NEUTRAL	0- 0	0- 0	0- 1				
4- 3	0- 0	0- 0	CONFERENCE	0- 0	0- 0	4- 3				
2- 0	0- 0	0- 0	HOME	0- 0	0- 0	2- 0				
1- 3	0- 0	0- 0	AWAY	0- 0	0- 0	1- 3				
1- 0	0- 0	0- 0	NEUTRAL	0- 0	0- 0	1- 0				

RPI 1-25			RPI 26-50			RPI 51-100			RPI 101+			Team's RPI: 277
RPI	S	Opponent	Score	RPI	S	Opponent	Score	RPI	S	Opponent	Score	
						58 A Nebraska	46 68	159 A Jackson St.		53 67		
						78 H North Florida	64 73	169 N North Ala.		65 80		
						98 A Cincinnati	47 62	176 H Austin Peay		61 67		
								183 A Memphis		71 79		
								246 A Southern U.		46 55		
								255 A San Diego St.		61 53		
								293 A California Baptist		55 60		
								296 A Denver		86 83		
								314 H Ark.-Pine Bluff		74 55		
								318 A Alcorn		74 67		
								328 N Alabama St.		75 48		
								330 A Georgia St.		67 52		
								337 A Grambling		59 69		
								350 A Florida A&M		77 53		
								351 H Mississippi Val.		68 48		
LAST 10 Division I												
						246 A Southern U.	46 55	159 A Jackson St.		53 67		
						318 A Alcorn	74 67	337 A Grambling		59 69		
						328 N Alabama St.	75 48	183 A Memphis		71 79		
						351 H Mississippi Val.	68 48	350 A Florida A&M		77 53		
						314 H Ark.-Pine Bluff	74 55	98 A Cincinnati		47 62		

Non-Div I Games:

Alabama A&M

■ Loss,
 ■ Non-Conf,
 ■ S Site,
 ■ H Home
 ■ A Away
 N Neutral

Average RPI Win:	334	WON-LOST	WINNING	LAST 10	STRENGTH OF	OPP. STRENGTH	TEAM	ADJ.	CONF.	ADJ CONF.
Average RPI Loss:	178	RECORD	PCT. RANK	GAMES	SCHEDULE	OF SCHEDULE	RPI	RPI	RPI	RPI
DIV. I ONLY	3- 13	316	2-8	303	263	328	328	31	31	
DIV. I NON-CONF.	1- 8	322	0-3	85	84	285	285	30	30	
TOTALS	RPI 1-25	RPI 26-50	W-L RECORDS	RPI 51-100	RPI 101-150	RPI 150+				
3- 13	0- 2	0- 0	OVERALL	0- 1	0- 1	3- 9				
2- 3	0- 0	0- 0	HOME	0- 0	0- 0	2- 3				
1- 9	0- 2	0- 0	AWAY	0- 1	0- 1	1- 5				
0- 1	0- 0	0- 0	NEUTRAL	0- 0	0- 0	0- 1				
1- 8	0- 2	0- 0	NON-CONFERENCE	0- 1	0- 1	1- 4				
1- 2	0- 0	0- 0	HOME	0- 0	0- 0	1- 2				
0- 6	0- 2	0- 0	AWAY	0- 1	0- 1	0- 2				
0- 0	0- 0	0- 0	NEUTRAL	0- 0	0- 0	0- 0				
2- 5	0- 0	0- 0	CONFERENCE	0- 0	0- 0	2- 5				
1- 1	0- 0	0- 0	HOME	0- 0	0- 0	1- 1				
1- 3	0- 0	0- 0	AWAY	0- 0	0- 0	1- 3				
0- 1	0- 0	0- 0	NEUTRAL	0- 0	0- 0	0- 1				

RPI 1-25				RPI 26-50				RPI 51-100				RPI 101+ Team's RPI: 328			
RPI	S	Opponent	Score	RPI	S	Opponent	Score	RPI	S	Opponent	Score	RPI	S	Opponent	Score
2	A	South Carolina	43 103					76	A	South Fla.	29 80	122	A	Wisconsin	67 85
19	A	DePaul	76 105									159	A	Jackson St.	62 94
												168	H	Samford	48 83
												169	H	North Ala.	60 81
												171	A	Clemson	43 76
												246	A	Southern U.	47 69
												269	A	Ole Miss	66 93
												277	N	Alabama A&M	48 75
												313	H	Jacksonville St.	68 63
												314	H	Ark.-Pine Bluff	62 73
												318	A	Alcorn	63 73
												337	A	Grambling	73 59
												351	H	Mississippi Val.	77 64
LAST 10 Division I															
318	A	Alcorn	63 73	337	A	Grambling	73 59								
246	A	Southern U.	47 69	159	A	Jackson St.	62 94								
277	N	Alabama A&M	48 75	269	A	Ole Miss	66 93								
314	H	Ark.-Pine Bluff	62 73	169	H	North Ala.	60 81								
351	H	Mississippi Val.	77 64	19	A	DePaul	76 105								

Non-Div I Games: Mobile 76 66 Paine 84 58

Alabama St.

Loss, Non-Conf, S Site, H Home A Away N Neutral

Albany (NY)

Through Games Of Jan. 31, 2020

Average RPI Win:	284	WON-LOST	WINNING	LAST 10	STRENGTH OF	OPP. STRENGTH	TEAM	ADJ.	CONF.	ADJ CONF.
Average RPI Loss:	209	RECORD	PCT. RANK	GAMES	SCHEDULE	OF SCHEDULE	RPI	RPI	RPI	RPI
DIV. I ONLY	7- 13	256	4-6	325	318	306	306	27	27	
DIV. I NON-CONF.	3- 9	279	0-2	336	305	330	330	27	27	
TOTALS	RPI 1-25	RPI 26-50	W-L RECORDS	RPI 51-100	RPI 101-150	RPI 150+				
7- 13	0- 0	0- 0	OVERALL	0- 2	0- 2	7- 9				
4- 7	0- 0	0- 0	HOME	0- 1	0- 1	4- 5				
3- 6	0- 0	0- 0	AWAY	0- 1	0- 1	3- 4				
0- 0	0- 0	0- 0	NEUTRAL	0- 0	0- 0	0- 0				
3- 9	0- 0	0- 0	NON-CONFERENCE	0- 1	0- 2	3- 6				
1- 5	0- 0	0- 0	HOME	0- 0	0- 1	1- 4				
2- 4	0- 0	0- 0	AWAY	0- 1	0- 1	2- 2				
0- 0	0- 0	0- 0	NEUTRAL	0- 0	0- 0	0- 0				
4- 4	0- 0	0- 0	CONFERENCE	0- 1	0- 0	4- 3				
3- 2	0- 0	0- 0	HOME	0- 1	0- 0	3- 1				
1- 2	0- 0	0- 0	AWAY	0- 0	0- 0	1- 2				
0- 0	0- 0	0- 0	NEUTRAL	0- 0	0- 0	0- 0				

RPI S	Opponent	Score	RPI S	Opponent	Score	RPI S	Opponent	Score	RPI S	Opponent	Score
						83	A Marist	52 76	105	A Syracuse	53 75
						85	H Stony Brook	53 73	140	H Cornell	51 71
									173	H Columbia	82 78
									184	H Lafayette	47 54
									186	H Binghamton	56 53
									189	H Boston U.	58 60
									209	A UMass Lowell	51 53
									244	A Maine	49 60
									264	H New Hampshire	47 48
									290	H Monmouth	41 53
									297	H Vermont	58 49
									300	A Siena	46 52
									303	H UMBC	56 51
									309	H St. Francis Brooklyn	41 49
									311	A Bryant	55 68
									338	A Canisius	70 53
									344	A Central Conn. St.	73 63
									345	A Hartford	68 63
LAST 10 Division I											
303	H UMBC	56 51	244	A Maine	49 60						
345	A Hartford	68 63	186	H Binghamton	56 53						
209	A UMass Lowell	51 53	297	H Vermont	58 49						
85	H Stony Brook	53 73	290	H Monmouth	41 53						
264	H New Hampshire	47 48	311	A Bryant	55 68						

Non-Div I Games: FDU-Florham 81 21

Albany (NY)

Loss, Non-Conf, S Site, H Home A Away N Neutral

Average RPI Win:	332	WON-LOST	WINNING	LAST 10	STRENGTH OF	OPP. STRENGTH	TEAM	ADJ.	CONF.	ADJ CONF.
Average RPI Loss:	196	RECORD	PCT. RANK	GAMES	SCHEDULE	OF SCHEDULE	RPI	RPI	RPI	RPI
DIV. I ONLY	7- 11	237	5-5	351	327	318	318	31	31	
DIV. I NON-CONF.	2- 8	295	0-2	329	288	333	333	30	30	
TOTALS	RPI 1-25	RPI 26-50	W-L RECORDS	RPI 51-100	RPI 101-150	RPI 150+				
7- 11	0- 0	0- 0	OVERALL	0- 0	0- 3	7- 8				
3- 3	0- 0	0- 0	HOME	0- 0	0- 1	3- 2				
4- 6	0- 0	0- 0	AWAY	0- 0	0- 2	4- 4				
0- 2	0- 0	0- 0	NEUTRAL	0- 0	0- 0	0- 2				
2- 8	0- 0	0- 0	NON-CONFERENCE	0- 0	0- 2	2- 6				
1- 1	0- 0	0- 0	HOME	0- 0	0- 1	1- 0				
1- 5	0- 0	0- 0	AWAY	0- 0	0- 1	1- 4				
0- 2	0- 0	0- 0	NEUTRAL	0- 0	0- 0	0- 2				
5- 3	0- 0	0- 0	CONFERENCE	0- 0	0- 1	5- 2				
2- 2	0- 0	0- 0	HOME	0- 0	0- 0	2- 2				
3- 1	0- 0	0- 0	AWAY	0- 0	0- 1	3- 0				
0- 0	0- 0	0- 0	NEUTRAL	0- 0	0- 0	0- 0				

RPI 1-25			RPI 26-50			RPI 51-100			RPI 101+			Team's RPI: 318
RPI	S	Opponent	Score	RPI	S	Opponent	Score	RPI	S	Opponent	Score	
								110	A	Texas Southern	70	105
								111	A	SFA	62	67
								127	H	UAB	65	86
								159	H	Jackson St.	67	83
								171	N	Clemson	46	77
								183	A	Memphis	51	57
								217	A	UTEP	47	92
								238	A	North Texas	31	67
								269	N	Ole Miss	55	73
								277	H	Alabama A&M	67	74
								291	A	Texas St.	59	67
								304	A	Prairie View	68	63
								314	A	Ark.-Pine Bluff	77	75
								328	H	Alabama St.	73	63
								337	H	Grambling	80	54
								343	A	Tennessee St.	62	57
								350	H	Florida A&M	58	42
								351	A	Mississippi Val.	81	67
LAST 10 Division I												
328	H	Alabama St.	73	63	159	H	Jackson St.	67	83			
277	H	Alabama A&M	67	74	110	A	Texas Southern	70	105			
314	A	Ark.-Pine Bluff	77	75	304	A	Prairie View	68	63			
351	A	Mississippi Val.	81	67	291	A	Texas St.	59	67			
337	H	Grambling	80	54	127	H	UAB	65	86			

Non-Div I Games: Tougaloo 85 61 Louisiana Col. 86 50

Alcorn

Loss, Non-Conf, S Site, H Home A Away N Neutral

American

Through Games Of Jan. 31, 2020

Average RPI Win: 184	WON-LOST	WINNING	LAST 10	STRENGTH OF	OPP. STRENGTH	TEAM	ADJ.	CONF.	ADJ CONF.
Average RPI Loss: 128	RECORD	PCT. RANK	GAMES	SCHEDULE	OF SCHEDULE	RPI	RPI	RPI	RPI
DIV. I ONLY	8- 11	219	5-5	99	149	172	172	15	15
DIV. I NON-CONF.	4- 6	212	1-0	165	88	204	204	15	15
TOTALS	RPI 1-25	RPI 26-50	W-L RECORDS	RPI 51-100	RPI 101-150	RPI 150+			
8- 11	0- 0	0- 0	OVERALL	2- 5	2- 2	4- 4			
6- 2	0- 0	0- 0	HOME	2- 1	1- 1	3- 0			
2- 8	0- 0	0- 0	AWAY	0- 3	1- 1	1- 4			
0- 1	0- 0	0- 0	NEUTRAL	0- 1	0- 0	0- 0			
4- 6	0- 0	0- 0	NON-CONFERENCE	1- 3	1- 0	2- 3			
3- 1	0- 0	0- 0	HOME	1- 1	1- 0	1- 0			
1- 4	0- 0	0- 0	AWAY	0- 1	0- 0	1- 3			
0- 1	0- 0	0- 0	NEUTRAL	0- 1	0- 0	0- 0			
4- 5	0- 0	0- 0	CONFERENCE	1- 2	1- 2	2- 1			
3- 1	0- 0	0- 0	HOME	1- 0	0- 1	2- 0			
1- 4	0- 0	0- 0	AWAY	0- 2	1- 1	0- 1			
0- 0	0- 0	0- 0	NEUTRAL	0- 0	0- 0	0- 0			

RPI 1-25			RPI 26-50			RPI 51-100			RPI 101+			Team's RPI: 172
RPI	S	Opponent	Score	RPI	S	Opponent	Score	RPI	S	Opponent	Score	
								63	H	Minnesota	53	70
								65	A	Bucknell	43	68
								72	A	Ohio	69	81
								80	H	Villanova	76	54
								81	N	Buffalo	55	73
								91	A	Colgate	62	63
								91	H	Colgate	63	61

Non-Div I Games:

American

■ Loss,
 ■ Non-Conf,
 ■ S Site,
 ■ H Home
 ■ A Away
 N Neutral

Average RPI Win:	313	WON-LOST	WINNING	LAST 10	STRENGTH OF	OPP. STRENGTH	TEAM	ADJ.	CONF.	ADJ CONF.
Average RPI Loss:	144	RECORD	PCT. RANK	GAMES	SCHEDULE	OF SCHEDULE	RPI	RPI	RPI	RPI
DIV. I ONLY	5- 14	292	3-7	172	227	279	279	22	22	
DIV. I NON-CONF.	3- 8	268	1-1	182	235	254	254	21	21	
TOTALS	RPI 1-25	RPI 26-50	W-L RECORDS	RPI 51-100	RPI 101-150	RPI 150+				
5- 14	0- 1	0- 1	OVERALL	0- 2	0- 3	5- 7				
3- 4	0- 0	0- 0	HOME	0- 1	0- 1	3- 2				
1- 9	0- 1	0- 1	AWAY	0- 1	0- 2	1- 4				
1- 1	0- 0	0- 0	NEUTRAL	0- 0	0- 0	1- 1				
3- 8	0- 1	0- 1	NON-CONFERENCE	0- 0	0- 2	3- 4				
1- 2	0- 0	0- 0	HOME	0- 0	0- 0	1- 2				
1- 5	0- 1	0- 1	AWAY	0- 0	0- 2	1- 1				
1- 1	0- 0	0- 0	NEUTRAL	0- 0	0- 0	1- 1				
2- 6	0- 0	0- 0	CONFERENCE	0- 2	0- 1	2- 3				
2- 2	0- 0	0- 0	HOME	0- 1	0- 1	2- 0				
0- 4	0- 0	0- 0	AWAY	0- 1	0- 0	0- 3				
0- 0	0- 0	0- 0	NEUTRAL	0- 0	0- 0	0- 0				

RPI 1-25				RPI 26-50				RPI 51-100				RPI 101+ Team's RPI: 279			
RPI	S	Opponent	Score	RPI	S	Opponent	Score	RPI	S	Opponent	Score	RPI	S	Opponent	Score
2	A	South Carolina	50 92	47	A	Michigan	35 62	64	A	Troy	55 84	104	A	VCU	38 66
								97	H	UT Arlington	60 82	119	H	Coastal Caro.	53 80
												134	A	UNC Greensboro	47 54
												151	N	Bethune-Cookman	44 61
												157	A	Elon	66 67
												201	A	Little Rock	63 68
												211	A	Arkansas St.	58 76
												229	H	Gardner-Webb	56 67
												240	H	ETSU	61 67
												259	A	South Alabama	66 81
												286	A	Wofford	54 51
												291	H	Texas St.	73 65
												320	H	Mercer	77 68
												330	H	Georgia St.	65 37
												338	N	Canisius	74 57
LAST 10 Division I															
330	H	Georgia St.	65 37	97	H	UT Arlington	60 82								
201	A	Little Rock	63 68	64	A	Troy	55 84								
119	H	Coastal Caro.	53 80	259	A	South Alabama	66 81								
211	A	Arkansas St.	58 76	134	A	UNC Greensboro	47 54								
291	H	Texas St.	73 65	338	N	Canisius	74 57								

Non-Div I Games:

Appalachian St.

■ Loss,
 ■ Non-Conf, S Site,
 ■ Home
 ■ Away
 N Neutral

Arizona

Through Games Of Jan. 31, 2020

Average RPI Win:	174	WON-LOST	WINNING	LAST 10	STRENGTH OF	OPP. STRENGTH	TEAM	ADJ.	CONF.	ADJ CONF.
Average RPI Loss:	7	RECORD	PCT. RANK	GAMES	SCHEDULE	OF SCHEDULE	RPI	RPI	RPI	RPI
DIV. I ONLY	17- 3	20	7-3	76	66	26	26	1	1	
DIV. I NON-CONF.	11- 0	1	1-0	334	261	81	81	1	1	
TOTALS	RPI 1-25	RPI 26-50	W-L RECORDS	RPI 51-100	RPI 101-150	RPI 150+				
17- 3	3- 3	1- 0	OVERALL	2- 0	1- 0	10- 0				
9- 2	2- 2	0- 0	HOME	0- 0	0- 0	7- 0				
8- 1	1- 1	1- 0	AWAY	2- 0	1- 0	3- 0				
0- 0	0- 0	0- 0	NEUTRAL	0- 0	0- 0	0- 0				
11- 0	0- 0	1- 0	NON-CONFERENCE	0- 0	0- 0	10- 0				
7- 0	0- 0	0- 0	HOME	0- 0	0- 0	7- 0				
4- 0	0- 0	1- 0	AWAY	0- 0	0- 0	3- 0				
0- 0	0- 0	0- 0	NEUTRAL	0- 0	0- 0	0- 0				
6- 3	3- 3	0- 0	CONFERENCE	2- 0	1- 0	0- 0				
2- 2	2- 2	0- 0	HOME	0- 0	0- 0	0- 0				
4- 1	1- 1	0- 0	AWAY	2- 0	1- 0	0- 0				
0- 0	0- 0	0- 0	NEUTRAL	0- 0	0- 0	0- 0				

RPI S	Opponent	Score	RPI S	Opponent	Score	RPI S	Opponent	Score	RPI S	Opponent	Score
1	H Oregon	64 71	34	A Texas	83 58	87	A Southern California	65 57	107	A Washington	66 58
8	A UCLA	58 70				89	A Washington St.	74 67	160	H Santa Clara	65 52
8	H UCLA	92 66							180	A Montana	77 42
11	H Oregon St.	61 63							196	H North Dakota	74 42
25	A Arizona St.	58 53							217	A UTEP	54 43
25	H Arizona St.	59 53							263	H UC Santa Barbara	61 42
									282	H UC Riverside	70 27
									290	H Monmouth	86 34
									304	H Prairie View	83 48
									343	H Tennessee St.	77 42
									348	A Chicago St.	82 50
LAST 10 Division I											
8	H UCLA	92 66	11	H Oregon St.	61 63						
25	H Arizona St.	59 53	8	A UCLA	58 70						
107	A Washington	66 58	87	A Southern California	65 57						
89	A Washington St.	74 67	25	A Arizona St.	58 53						
1	H Oregon	64 71	263	H UC Santa Barbara	61 42						

Non-Div I Games:

Arizona

Loss, Non-Conf, S Site, H Home A Away N Neutral

Average RPI Win:	153	WON-LOST	WINNING	LAST 10	STRENGTH OF	OPP. STRENGTH	TEAM	ADJ.	CONF.	ADJ CONF.
Average RPI Loss:	30	RECORD	PCT. RANK	GAMES	SCHEDULE	OF SCHEDULE	RPI	RPI	RPI	RPI
DIV. I ONLY	16- 5	42	7-3	47	26	25	25	1	1	
DIV. I NON-CONF.	10- 2	30	1-0	237	94	68	68	1	1	
TOTALS	RPI 1-25	RPI 26-50	W-L RECORDS	RPI 51-100	RPI 101-150	RPI 150+				
16- 5	2- 1	2- 3	OVERALL	4- 1	1- 0	7- 0				
10- 1	2- 0	1- 1	HOME	2- 0	0- 0	5- 0				
4- 3	0- 1	0- 1	AWAY	2- 1	1- 0	1- 0				
2- 1	0- 0	1- 1	NEUTRAL	0- 0	0- 0	1- 0				
10- 2	0- 0	2- 1	NON-CONFERENCE	1- 1	0- 0	7- 0				
7- 0	0- 0	1- 0	HOME	1- 0	0- 0	5- 0				
1- 1	0- 0	0- 0	AWAY	0- 1	0- 0	1- 0				
2- 1	0- 0	1- 1	NEUTRAL	0- 0	0- 0	1- 0				
6- 3	2- 1	0- 2	CONFERENCE	3- 0	1- 0	0- 0				
3- 1	2- 0	0- 1	HOME	1- 0	0- 0	0- 0				
3- 2	0- 1	0- 1	AWAY	2- 0	1- 0	0- 0				
0- 0	0- 0	0- 0	NEUTRAL	0- 0	0- 0	0- 0				

RPI	S	Opponent	Score	RPI	S	Opponent	Score	RPI	S	Opponent	Score	RPI	S	Opponent	Score
1	H	Oregon	72 66	26	A	Arizona	53 59	63	A	Minnesota	66 80	107	A	Washington	67 50
8	A	UCLA	66 68	26	H	Arizona	53 58	67	H	BYU	60 52	195	H	New Mexico	84 47
11	H	Oregon St.	55 47	27	N	Purdue	52 59	87	A	Southern California	63 54	239	H	Idaho St.	74 69
				29	H	Creighton	70 55	87	H	Southern California	76 75	244	N	Maine	57 31
				48	N	Middle Tenn.	61 60	89	A	Washington St.	65 56	289	H	Army West Point	83 51
												308	H	Air Force	87 56
												310	A	New Mexico St.	70 47
												333	H	Cal Poly	66 41
LAST 10 Division I															
87	H	Southern California	76 75	1	H	Oregon	72 66								
26	A	Arizona	53 59	87	A	Southern California	63 54								
89	A	Washington St.	65 56	8	A	UCLA	66 68								
107	A	Washington	67 50	26	H	Arizona	53 58								
11	H	Oregon St.	55 47	29	H	Creighton	70 55								

Non-Div I Games:

Arizona St.

Ark.-Pine Bluff

Through Games Of Jan. 31, 2020

Average RPI Win:	340	WON-LOST	WINNING	LAST 10	STRENGTH OF	OPP. STRENGTH	TEAM	ADJ.	CONF.	ADJ CONF.
Average RPI Loss:	180	RECORD	PCT. RANK	GAMES	SCHEDULE	OF SCHEDULE	RPI	RPI	RPI	RPI
DIV. I ONLY	2- 14	335	2-8	275	300	314	314	31	31	
DIV. I NON-CONF.	0- 9	338	0-3	86	156	311	311	30	30	
TOTALS	RPI 1-25	RPI 26-50	W-L RECORDS	RPI 51-100	RPI 101-150	RPI 150+				
2- 14	0- 0	0- 1	OVERALL	0- 2	0- 3	2- 8				
0- 2	0- 0	0- 0	HOME	0- 0	0- 0	0- 2				
2- 12	0- 0	0- 1	AWAY	0- 2	0- 3	2- 6				
0- 0	0- 0	0- 0	NEUTRAL	0- 0	0- 0	0- 0				
0- 9	0- 0	0- 1	NON-CONFERENCE	0- 2	0- 2	0- 4				
0- 0	0- 0	0- 0	HOME	0- 0	0- 0	0- 0				
0- 9	0- 0	0- 1	AWAY	0- 2	0- 2	0- 4				
0- 0	0- 0	0- 0	NEUTRAL	0- 0	0- 0	0- 0				
2- 5	0- 0	0- 0	CONFERENCE	0- 0	0- 1	2- 4				
0- 2	0- 0	0- 0	HOME	0- 0	0- 0	0- 2				
2- 3	0- 0	0- 0	AWAY	0- 0	0- 1	2- 2				
0- 0	0- 0	0- 0	NEUTRAL	0- 0	0- 0	0- 0				

RPI S	Opponent	Score	RPI S	Opponent	Score	RPI S	Opponent	Score	RPI S	Opponent	Score	Team's RPI: 314
49	A Tennessee	51 92	55	A Iowa St.	40 90	110	A Texas Southern	77 78	119	A Coastal Caro.	69 76	
			89	A Washington St.	56 85	145	A Illinois	50 65	153	A Texas Tech	55 81	
						166	A Wichita St.	50 100	211	A Arkansas St.	60 81	
						246	H Southern U.	43 70	271	A Milwaukee	55 69	
						277	A Alabama A&M	55 74	304	A Prairie View	51 61	
						318	H Alcorn	75 77	328	A Alabama St.	73 62	
						351	A Mississippi Val.	80 77				
LAST 10 Division I												
110	A Texas Southern	77 78	277	A Alabama A&M	55 74							
304	A Prairie View	51 61	351	A Mississippi Val.	80 77							
318	H Alcorn	75 77	153	A Texas Tech	55 81							
246	H Southern U.	43 70	166	A Wichita St.	50 100							
328	A Alabama St.	73 62	211	A Arkansas St.	60 81							

Non-Div I Games: Philander Smith 66 54

Ark.-Pine Bluff

■ Loss,
 ■ Non-Conf,
 ■ S Site,
 ■ Home
 ■ A Away
 N Neutral

Arkansas

Through Games Of Jan. 31, 2020

Average RPI Win:	157	WON-LOST	WINNING	LAST 10	STRENGTH OF	OPP. STRENGTH	TEAM	ADJ.	CONF.	ADJ CONF.
Average RPI Loss:	57	RECORD	PCT. RANK	GAMES	SCHEDULE	OF SCHEDULE	RPI	RPI	RPI	RPI
DIV. I ONLY	17- 4	30	7-3	103	33	41	41	4	4	
DIV. I NON-CONF.	12- 1	9	2-0	185	126	33	33	5	5	
TOTALS	RPI 1-25	RPI 26-50	W-L RECORDS	RPI 51-100	RPI 101-150	RPI 150+				
17- 4	0- 2	0- 0	OVERALL	5- 1	6- 1	6- 0				
12- 2	0- 1	0- 0	HOME	3- 1	3- 0	6- 0				
3- 2	0- 1	0- 0	AWAY	2- 0	1- 1	0- 0				
2- 0	0- 0	0- 0	NEUTRAL	0- 0	2- 0	0- 0				
12- 1	0- 0	0- 0	NON-CONFERENCE	3- 0	3- 1	6- 0				
10- 0	0- 0	0- 0	HOME	3- 0	1- 0	6- 0				
0- 1	0- 0	0- 0	AWAY	0- 0	0- 1	0- 0				
2- 0	0- 0	0- 0	NEUTRAL	0- 0	2- 0	0- 0				
5- 3	0- 2	0- 0	CONFERENCE	2- 1	3- 0	0- 0				
2- 2	0- 1	0- 0	HOME	0- 1	2- 0	0- 0				
3- 1	0- 1	0- 0	AWAY	2- 0	1- 0	0- 0				
0- 0	0- 0	0- 0	NEUTRAL	0- 0	0- 0	0- 0				

RPI 1-25				RPI 26-50		Team's RPI: 41		RPI 51-100				RPI 101+			
RPI	S	Opponent	Score	RPI	S	Opponent	Score	RPI	S	Opponent	Score	RPI	S	Opponent	Score
2	A	South Carolina	82 91					56	H	Belmont	91 60	120	N	Fordham	71 59
16	H	Texas A&M	77 84					69	A	Alabama	66 48	122	N	Wisconsin	68 64
								71	H	Georgia	55 64	130	A	Auburn	86 70
								73	H	UT Martin	96 46	139	A	California	80 84
								85	H	Stony Brook	88 58	144	H	Florida	79 57
								93	A	Vanderbilt	100 66	148	H	Missouri	90 73
												150	H	Kansas St.	81 72
												152	H	New Orleans	82 52
												201	H	Little Rock	86 53
												224	H	Tulsa	91 41
												241	H	Oral Roberts	96 64
												327	H	McNeese	101 58
												340	H	Northwestern St.	99 39
LAST 10 Division I															
69	A	Alabama	66 48	2	A	South Carolina	82 91	130	A	Auburn	86 70				
144	H	Florida	79 57	16	H	Texas A&M	77 84	73	H	UT Martin	96 46				
71	H	Georgia	55 64	93	A	Vanderbilt	100 66	201	H	Little Rock	86 53				
93	A	Vanderbilt	100 66												
148	H	Missouri	90 73												

Non-Div I Games:

Arkansas

■ Loss,
 ■ Non-Conf,
 ■ S Site,
 ■ H Home
 ■ A Away
 N Neutral

Average RPI Win:	267	WON-LOST	WINNING	LAST 10	STRENGTH OF	OPP. STRENGTH	TEAM	ADJ.	CONF.	ADJ CONF.
Average RPI Loss:	146	RECORD	PCT. RANK	GAMES	SCHEDULE	OF SCHEDULE	RPI	RPI	RPI	RPI
DIV. I ONLY	7- 11	237	5-5	167	233	211	211	22	22	
DIV. I NON-CONF.	2- 8	295	0-2	124	233	250	250	21	21	
TOTALS	RPI 1-25	RPI 26-50	W-L RECORDS	RPI 51-100	RPI 101-150	RPI 150+				
7- 11	0- 2	0- 0	OVERALL	0- 1	1- 3	6- 5				
5- 1	0- 0	0- 0	HOME	0- 0	1- 1	4- 0				
2- 9	0- 2	0- 0	AWAY	0- 1	0- 1	2- 5				
0- 1	0- 0	0- 0	NEUTRAL	0- 0	0- 1	0- 0				
2- 8	0- 2	0- 0	NON-CONFERENCE	0- 0	0- 2	2- 4				
1- 1	0- 0	0- 0	HOME	0- 0	0- 1	1- 0				
1- 6	0- 2	0- 0	AWAY	0- 0	0- 0	1- 4				
0- 1	0- 0	0- 0	NEUTRAL	0- 0	0- 1	0- 0				
5- 3	0- 0	0- 0	CONFERENCE	0- 1	1- 1	4- 1				
4- 0	0- 0	0- 0	HOME	0- 0	1- 0	3- 0				
1- 3	0- 0	0- 0	AWAY	0- 1	0- 1	1- 1				
0- 0	0- 0	0- 0	NEUTRAL	0- 0	0- 0	0- 0				

RPI 1-25				RPI 26-50				RPI 51-100				RPI 101+ Team's RPI: 211			
RPI	S	Opponent	Score	RPI	S	Opponent	Score	RPI	S	Opponent	Score	RPI	S	Opponent	Score
5	A	Baylor	43 111					97	A	UT Arlington	44 71	119	H	Coastal Caro.	63 61
19	A	DePaul	64 109									132	A	Louisiana	43 83
												137	N	N.C. A&T	50 55
												147	H	Southeast Mo. St.	67 79
												183	A	Memphis	50 78
												201	A	Little Rock	58 67
												208	A	Murray St.	62 77
												224	A	Tulsa	77 79
												250	A	Louisiana Tech	54 67
												255	A	San Diego St.	71 62
												279	H	Appalachian St.	76 58
												284	H	Ga. Southern	69 62
												291	A	Texas St.	56 53
												314	H	Ark.-Pine Bluff	81 60
												330	H	Georgia St.	70 68
LAST 10 Division I															
119	H	Coastal Caro.	63 61	330	H	Georgia St.	70 68								
132	A	Louisiana	43 83	291	A	Texas St.	56 53								
201	A	Little Rock	58 67	97	A	UT Arlington	44 71								
279	H	Appalachian St.	76 58	250	A	Louisiana Tech	54 67								
284	H	Ga. Southern	69 62	5	A	Baylor	43 111								

Non-Div I Games: Central Baptist 88 63

Arkansas St.

■ Loss,
 ■ Non-Conf,
 ■ S Site,
 ■ H Home
 ■ A Away
 N Neutral

Army West Point

Through Games Of Jan. 31, 2020

Average RPI Win:	283	WON-LOST	WINNING	LAST 10	STRENGTH OF	OPP. STRENGTH	TEAM	ADJ.	CONF.	ADJ CONF.
Average RPI Loss:	151	RECORD	PCT. RANK	GAMES	SCHEDULE	OF SCHEDULE	RPI	RPI	RPI	RPI
DIV. I ONLY	5- 15	294	2-8	192	241	289	289	15	15	
DIV. I NON-CONF.	4- 7	225	1-0	246	293	263	263	15	15	
TOTALS	RPI 1-25	RPI 26-50	W-L RECORDS	RPI 51-100	RPI 101-150	RPI 150+				
5- 15	0- 2	0- 1	OVERALL	0- 3	1- 1	4- 8				
3- 6	0- 1	0- 0	HOME	0- 1	1- 1	2- 3				
2- 9	0- 1	0- 1	AWAY	0- 2	0- 0	2- 5				
0- 0	0- 0	0- 0	NEUTRAL	0- 0	0- 0	0- 0				
4- 7	0- 2	0- 1	NON-CONFERENCE	0- 0	0- 1	4- 3				
2- 3	0- 1	0- 0	HOME	0- 0	0- 1	2- 1				
2- 4	0- 1	0- 1	AWAY	0- 0	0- 0	2- 2				
0- 0	0- 0	0- 0	NEUTRAL	0- 0	0- 0	0- 0				
1- 8	0- 0	0- 0	CONFERENCE	0- 3	1- 0	0- 5				
1- 3	0- 0	0- 0	HOME	0- 1	1- 0	0- 2				
0- 5	0- 0	0- 0	AWAY	0- 2	0- 0	0- 3				
0- 0	0- 0	0- 0	NEUTRAL	0- 0	0- 0	0- 0				

RPI S	Opponent	Score	RPI S	Opponent	Score	RPI S	Opponent	Score	RPI S	Opponent	Score	Team's RPI: 289
19	H TCU	52 66	46	A St. John's (NY)	60 96	65	A Bucknell	46 77	116	H Holy Cross	61 48	
25	A Arizona St.	51 83				65	H Bucknell	52 63	149	H William & Mary	65 77	
						91	A Colgate	93 100	172	A American	57 73	
									173	H Columbia	62 71	
									184	H Lafayette	52 57	
									189	H Boston U.	66 72	
									214	A Manhattan	56 86	
									275	A Navy	45 57	
									285	A Loyola Maryland	59 68	
									308	A Air Force	68 66	
									309	A St. Francis Brooklyn	64 70	
									311	H Bryant	81 75	
									331	A Fairleigh Dickinson	70 68	
									347	H LIU Brooklyn	67 60	
LAST 10 Division I												
65	A Bucknell	46 77	189	H Boston U.	66 72							
275	A Navy	45 57	172	A American	57 73							
184	H Lafayette	52 57	91	A Colgate	93 100							
285	A Loyola Maryland	59 68	65	H Bucknell	52 63							
116	H Holy Cross	61 48	311	H Bryant	81 75							

Non-Div I Games:

Army West Point

Loss, Non-Conf, S Site, H Home A Away N Neutral

Average RPI Win:	223	WON-LOST	WINNING	LAST 10	STRENGTH OF	OPP. STRENGTH	TEAM	ADJ.	CONF.	ADJ CONF.
Average RPI Loss:	59	RECORD	PCT. RANK	GAMES	SCHEDULE	OF SCHEDULE	RPI	RPI	RPI	RPI
DIV. I ONLY	7- 12	247	3-7	14	81	130	130	4	4	
DIV. I NON-CONF.	6- 5	151	2-0	27	191	82	82	5	5	
TOTALS	RPI 1-25	RPI 26-50	W-L RECORDS	RPI 51-100	RPI 101-150	RPI 150+				
7- 12	0- 3	0- 4	OVERALL	1- 3	0- 2	6- 0				
5- 4	0- 0	0- 2	HOME	0- 1	0- 1	5- 0				
1- 6	0- 3	0- 0	AWAY	0- 2	0- 1	1- 0				
1- 2	0- 0	0- 2	NEUTRAL	1- 0	0- 0	0- 0				
6- 5	0- 1	0- 3	NON-CONFERENCE	1- 0	0- 1	5- 0				
4- 1	0- 0	0- 1	HOME	0- 0	0- 0	4- 0				
1- 2	0- 1	0- 0	AWAY	0- 0	0- 1	1- 0				
1- 2	0- 0	0- 2	NEUTRAL	1- 0	0- 0	0- 0				
1- 7	0- 2	0- 1	CONFERENCE	0- 3	0- 1	1- 0				
1- 3	0- 0	0- 1	HOME	0- 1	0- 1	1- 0				
0- 4	0- 2	0- 0	AWAY	0- 2	0- 0	0- 0				
0- 0	0- 0	0- 0	NEUTRAL	0- 0	0- 0	0- 0				

RPI 1-25				RPI 26-50				RPI 51-100				RPI 101+ Team's RPI: 130			
RPI	S	Opponent	Score	RPI	S	Opponent	Score	RPI	S	Opponent	Score	RPI	S	Opponent	Score
15	A	Mississippi St.	73 78	30	H	Old Dominion	77 89	69	H	Alabama	48 75	127	A	UAB	75 80
19	A	TCU	65 80	31	N	Drake	82 83	71	A	Georgia	50 61	144	H	Florida	63 83
22	A	Kentucky	61 68	41	H	Arkansas	70 86	84	N	Dayton	76 74	151	H	Bethune-Cookman	74 56
				48	N	Middle Tenn.	50 73	93	A	Vanderbilt	55 77	199	H	Saint Joseph's	66 62
												259	A	South Alabama	82 62
												269	H	Ole Miss	59 43
												286	H	Wofford	84 82
												313	H	Jacksonville St.	62 53
LAST 10 Division I															
15	A	Mississippi St.	73 78	144	H	Florida	63 83								
22	A	Kentucky	61 68	41	H	Arkansas	70 86								
269	H	Ole Miss	59 43	93	A	Vanderbilt	55 77								
71	A	Georgia	50 61	313	H	Jacksonville St.	62 53								
69	H	Alabama	48 75	151	H	Bethune-Cookman	74 56								

Non-Div I Games:

Auburn

■ Loss,
 ■ Non-Conf,
 ■ S Site,
 ■ H Home
 ■ A Away
 N Neutral

Average RPI Win:	271	WON-LOST	WINNING	LAST 10	STRENGTH OF	OPP. STRENGTH	TEAM	ADJ.	CONF.	ADJ CONF.
Average RPI Loss:	102	RECORD	PCT. RANK	GAMES	SCHEDULE	OF SCHEDULE	RPI	RPI	RPI	RPI
DIV. I ONLY	10- 8	143	4-6	248	287	176	176	20	20	
DIV. I NON-CONF.	7- 2	54	1-0	285	283	94	94	24	24	
TOTALS	RPI 1-25	RPI 26-50	W-L RECORDS	RPI 51-100	RPI 101-150	RPI 150+				
10- 8	0- 1	0- 0	OVERALL	1- 3	0- 3	9- 1				
4- 3	0- 0	0- 0	HOME	1- 2	0- 1	3- 0				
5- 5	0- 1	0- 0	AWAY	0- 1	0- 2	5- 1				
1- 0	0- 0	0- 0	NEUTRAL	0- 0	0- 0	1- 0				
7- 2	0- 1	0- 0	NON-CONFERENCE	1- 0	0- 1	6- 0				
2- 0	0- 0	0- 0	HOME	1- 0	0- 0	1- 0				
4- 2	0- 1	0- 0	AWAY	0- 0	0- 1	4- 0				
1- 0	0- 0	0- 0	NEUTRAL	0- 0	0- 0	1- 0				
3- 6	0- 0	0- 0	CONFERENCE	0- 3	0- 2	3- 1				
2- 3	0- 0	0- 0	HOME	0- 2	0- 1	2- 0				
1- 3	0- 0	0- 0	AWAY	0- 1	0- 1	1- 1				
0- 0	0- 0	0- 0	NEUTRAL	0- 0	0- 0	0- 0				

RPI 1-25				RPI 26-50				RPI 51-100				RPI 101+ Team's RPI: 176			
RPI	S	Opponent	Score	RPI	S	Opponent	Score	RPI	S	Opponent	Score	RPI	S	Opponent	Score
22	A	Kentucky	52 81					56	H	Belmont	52 53	145	A	Illinois	62 76
								73	A	UT Martin	61 65	147	A	Southeast Mo. St.	43 81
								73	H	UT Martin	61 69	147	H	Southeast Mo. St.	66 79
								75	H	Illinois St.	77 72	154	A	Tennessee Tech	49 58
												186	N	Binghamton	80 63
												230	A	Chattanooga	50 49
												277	A	Alabama A&M	67 61
												292	A	FIU	58 56
												313	A	Jacksonville St.	63 57
												321	H	SIUE	74 61
												326	H	Evansville	80 64
												343	H	Tennessee St.	76 58
												351	A	Mississippi Val.	100 82
LAST 10 Division I															
321	H	SIUE	74 61	313	A	Jacksonville St.	63 57								
56	H	Belmont	52 53	154	A	Tennessee Tech	49 58								
343	H	Tennessee St.	76 58	73	H	UT Martin	61 69								
73	A	UT Martin	61 65	147	H	Southeast Mo. St.	66 79								
147	A	Southeast Mo. St.	43 81	75	H	Illinois St.	77 72								

Non-Div I Games: Christian Bros. 82 62 Ky. Wesleyan 103 70

Austin Peay

Loss, Non-Conf, S Site, H Home A Away N Neutral

Average RPI Win:	188	WON-LOST	WINNING	LAST 10	STRENGTH OF	OPP. STRENGTH	TEAM	ADJ.	CONF.	ADJ CONF.
Average RPI Loss:	69	RECORD	PCT. RANK	GAMES	SCHEDULE	OF SCHEDULE	RPI	RPI	RPI	RPI
DIV. I ONLY	12- 7	94	8-2	74	91	67	67	11	11	
DIV. I NON-CONF.	4- 5	195	0	58	54	107	107	11	11	
TOTALS	RPI 1-25	RPI 26-50	W-L RECORDS	RPI 51-100	RPI 101-150	RPI 150+				
12- 7	0- 3	0- 0	OVERALL	1- 2	4- 2	7- 0				
5- 3	0- 1	0- 0	HOME	0- 1	1- 1	4- 0				
6- 3	0- 1	0- 0	AWAY	1- 1	2- 1	3- 0				
1- 1	0- 1	0- 0	NEUTRAL	0- 0	1- 0	0- 0				
4- 5	0- 2	0- 0	NON-CONFERENCE	1- 2	1- 1	2- 0				
2- 1	0- 0	0- 0	HOME	0- 1	0- 0	2- 0				
1- 3	0- 1	0- 0	AWAY	1- 1	0- 1	0- 0				
1- 1	0- 1	0- 0	NEUTRAL	0- 0	1- 0	0- 0				
8- 2	0- 1	0- 0	CONFERENCE	0- 0	3- 1	5- 0				
3- 2	0- 1	0- 0	HOME	0- 0	1- 1	2- 0				
5- 0	0- 0	0- 0	AWAY	0- 0	2- 0	3- 0				
0- 0	0- 0	0- 0	NEUTRAL	0- 0	0- 0	0- 0				

RPI 1-25				RPI 26-50				RPI 51-100 Team's RPI: 67				RPI 101+			
RPI	S	Opponent	Score	RPI	S	Opponent	Score	RPI	S	Opponent	Score	RPI	S	Opponent	Score
9	H	Gonzaga	43 55					82	A	Fresno St.	71 65	109	A	Boise St.	55 66
11	N	Oregon St.	34 65					89	A	Washington St.	50 67	117	A	Pacific	76 66
25	A	Arizona St.	52 60					100	H	Utah	73 77	126	N	San Jose St.	75 56
												132	H	San Diego	52 36
												141	A	Portland	66 54
												141	H	Portland	48 57
												160	H	Santa Clara	71 48
												167	A	Saint Mary's (CA)	65 55
												227	A	Pepperdine	65 47
												234	H	San Francisco	57 44
												262	A	LMU (CA)	59 44
												287	H	Utah St.	67 50
												323	H	Utah Valley	71 57
LAST 10 Division I															
141	A	Portland	66 54	132	H	San Diego	52 36								
160	H	Santa Clara	71 48	141	H	Portland	48 57								
234	H	San Francisco	57 44	9	H	Gonzaga	43 55								
167	A	Saint Mary's (CA)	65 55	227	A	Pepperdine	65 47								
117	A	Pacific	76 66	262	A	LMU (CA)	59 44								

Non-Div I Games: Tex. A&M-Kingsville90 38

BYU

Loss, Non-Conf, S Site, H Home A Away N Neutral

Average RPI Win:	178	WON-LOST	WINNING	LAST 10	STRENGTH OF	OPP. STRENGTH	TEAM	ADJ.	CONF.	ADJ CONF.
Average RPI Loss:	72	RECORD	PCT. RANK	GAMES	SCHEDULE	OF SCHEDULE	RPI	RPI	RPI	RPI
DIV. I ONLY	12- 7	94	7-3	104	88	77	77	10	10	
DIV. I NON-CONF.	7- 4	100	2-0	191	78	103	103	10	10	
TOTALS	RPI 1-25	RPI 26-50	W-L RECORDS	RPI 51-100	RPI 101-150	RPI 150+				
12- 7	0- 1	0- 1	OVERALL	2- 3	3- 2	7- 0				
6- 1	0- 0	0- 1	HOME	2- 0	1- 0	3- 0				
3- 5	0- 1	0- 0	AWAY	0- 3	0- 1	3- 0				
3- 1	0- 0	0- 0	NEUTRAL	0- 0	2- 1	1- 0				
7- 4	0- 0	0- 1	NON-CONFERENCE	1- 2	2- 1	4- 0				
2- 1	0- 0	0- 1	HOME	1- 0	0- 0	1- 0				
2- 2	0- 0	0- 0	AWAY	0- 2	0- 0	2- 0				
3- 1	0- 0	0- 0	NEUTRAL	0- 0	2- 1	1- 0				
5- 3	0- 1	0- 0	CONFERENCE	1- 1	1- 1	3- 0				
4- 0	0- 0	0- 0	HOME	1- 0	1- 0	2- 0				
1- 3	0- 1	0- 0	AWAY	0- 1	0- 1	1- 0				
0- 0	0- 0	0- 0	NEUTRAL	0- 0	0- 0	0- 0				

RPI S	Opponent	Score	RPI S	Opponent	Score	RPI S	Opponent	Score	RPI S	Opponent	Score
18 A	Central Mich.	39 66	28 H	Western Ky.	86 91	57 A	IUPUI	48 65	106 A	Kent St.	68 69
						72 A	Ohio	71 79	106 H	Kent St.	66 62
						81 H	Buffalo	69 65	122 N	Wisconsin	56 67
						96 H	Butler	74 70	138 N	Providence	52 51
						98 A	Cincinnati	56 63	142 N	Lehigh	54 52
									164 H	Eastern Mich.	59 54
									195 A	New Mexico	70 57
									197 H	Miami (OH)	80 63
									204 A	Bowling Green	86 80
									233 H	Xavier	70 49
									262 N	LMU (CA)	77 72
									315 A	Purdue Fort Wayne	83 52
LAST 10 Division I											
106 A	Kent St.	68 69	164 H	Eastern Mich.	59 54						
197 H	Miami (OH)	80 63	204 A	Bowling Green	86 80						
81 H	Buffalo	69 65	106 H	Kent St.	66 62						
72 A	Ohio	71 79	195 A	New Mexico	70 57						
18 A	Central Mich.	39 66	138 N	Providence	52 51						

Non-Div I Games: Urbana 84 49

Ball St.

Loss, Non-Conf, S Site, H Home A Away N Neutral

Average RPI Win: 123		WON-LOST	WINNING	LAST 10	STRENGTH OF	OPP. STRENGTH	TEAM	ADJ.	CONF.	ADJ CONF.
Average RPI Loss: 2		RECORD	PCT. RANK	GAMES	SCHEDULE	OF SCHEDULE	RPI	RPI	RPI	RPI
DIV. I ONLY		19- 1	5	10-0	37	11	5	5	3	3
DIV. I NON-CONF.		11- 1	13	2-0	143	19	26	26	4	4
TOTALS		RPI 1-25	RPI 26-50	W-L RECORDS	RPI 51-100	RPI 101-150	RPI 150+			
19- 1	3- 1		4- 0	OVERALL	4- 0	1- 0	7- 0			
12- 0	0- 0		2- 0	HOME	3- 0	0- 0	7- 0			
5- 0	2- 0		2- 0	AWAY	0- 0	1- 0	0- 0			
2- 1	1- 1		0- 0	NEUTRAL	1- 0	0- 0	0- 0			
11- 1	2- 1		0- 0	NON-CONFERENCE	3- 0	0- 0	6- 0			
8- 0	0- 0		0- 0	HOME	2- 0	0- 0	6- 0			
1- 0	1- 0		0- 0	AWAY	0- 0	0- 0	0- 0			
2- 1	1- 1		0- 0	NEUTRAL	1- 0	0- 0	0- 0			
8- 0	1- 0		4- 0	CONFERENCE	1- 0	1- 0	1- 0			
4- 0	0- 0		2- 0	HOME	1- 0	0- 0	1- 0			
4- 0	1- 0		2- 0	AWAY	0- 0	1- 0	0- 0			
0- 0	0- 0		0- 0	NEUTRAL	0- 0	0- 0	0- 0			

RPI 1-25						Team's RPI:		5	
RPI	S	Opponent	Score						
2	N	South Carolina	59	74					
10	A	UConn	74	58					
13	N	Indiana	77	62					
19	A	TCU	66	57					

RPI 26-50					
RPI	S	Opponent	Score		
34	A	Texas	64	44	
38	H	West Virginia	91	51	
44	H	Oklahoma St.	94	48	
45	A	Oklahoma	77	56	

RPI 51-100					
RPI	S	Opponent	Score		
55	H	Iowa St.	83	62	
71	H	Georgia	72	38	
76	H	South Fla.	58	46	
89	N	Washington St.	89	66	

RPI 101+					
RPI	S	Opponent	Score		
101	A	Kansas	90	47	
153	H	Texas Tech	87	79	
211	H	Arkansas St.	111	43	
216	H	Lamar University	90	28	
254	H	Morehead St.	94	47	
264	H	New Hampshire	97	29	
312	H	Houston Baptist	112	42	
337	H	Grambling	120	46	

EAST 10 Division I									
34	A	Texas	64	44	101	A	Kansas	90	47
55	H	Iowa St.	83	62	44	H	Oklahoma St.	94	48
153	H	Texas Tech	87	79	10	A	UConn	74	58
19	A	TCU	66	57	45	A	Oklahoma	77	56
38	H	West Virginia	91	51	254	H	Morehead St.	94	47

Non-Div I Games:

Baylor

Loss, Non-Conf, S Site, H Home A Away N Neutral

Belmont

Through Games Of Jan. 31, 2020

Average RPI Win:	201	WON-LOST	WINNING	LAST 10	STRENGTH OF	OPP. STRENGTH	TEAM	ADJ.	CONF.	ADJ CONF.
Average RPI Loss:	57	RECORD	PCT. RANK	GAMES	SCHEDULE	OF SCHEDULE	RPI	RPI	RPI	RPI
DIV. I ONLY	13- 7	86	8-2	69	134	56	56	20	20	
DIV. I NON-CONF.	5- 6	187	0-1	40	13	93	93	24	24	
TOTALS	RPI 1-25	RPI 26-50	W-L RECORDS	RPI 51-100	RPI 101-150	RPI 150+				
13- 7	0- 1	1- 4	OVERALL	1- 1	1- 0	10- 1				
8- 0	0- 0	1- 0	HOME	1- 0	0- 0	6- 0				
5- 5	0- 0	0- 3	AWAY	0- 1	1- 0	4- 1				
0- 2	0- 1	0- 1	NEUTRAL	0- 0	0- 0	0- 0				
5- 6	0- 1	1- 4	NON-CONFERENCE	1- 0	0- 0	3- 1				
4- 0	0- 0	1- 0	HOME	1- 0	0- 0	2- 0				
1- 4	0- 0	0- 3	AWAY	0- 0	0- 0	1- 1				
0- 2	0- 1	0- 1	NEUTRAL	0- 0	0- 0	0- 0				
8- 1	0- 0	0- 0	CONFERENCE	0- 1	1- 0	7- 0				
4- 0	0- 0	0- 0	HOME	0- 0	0- 0	4- 0				
4- 1	0- 0	0- 0	AWAY	0- 1	1- 0	3- 0				
0- 0	0- 0	0- 0	NEUTRAL	0- 0	0- 0	0- 0				

RPI 1-25				RPI 26-50				RPI 51-100				Team's RPI: 56	RPI 101+			
RPI	S	Opponent	Score	RPI	S	Opponent	Score	RPI	S	Opponent	Score		RPI	S	Opponent	Score
6	N	Maryland	26 90	28	A	Western Ky.	46 77	61	H	UCF	72 37		147	A	Southeast Mo. St.	57 45
				35	N	Virginia Tech	58 60	73	A	UT Martin	57 74		154	A	Tennessee Tech	59 47
				36	A	Marquette	51 53						176	A	Austin Peay	53 52
				41	A	Arkansas	60 91						179	A	Toledo	48 53
				48	H	Middle Tenn.	68 57						208	A	Murray St.	86 56
													223	H	Northern Ky.	62 45
													230	H	Chattanooga	63 50
													251	H	Eastern Ill.	69 45
													254	H	Morehead St.	71 62
													260	A	Lipscomb	69 68
													281	H	Eastern Ky.	68 48
													321	H	SIUE	69 48
LAST 10 Division I																
				154	A	Tennessee Tech	59 47	73	A	UT Martin	57 74					
				176	A	Austin Peay	53 52	147	A	Southeast Mo. St.	57 45					
				208	A	Murray St.	86 56	251	H	Eastern Ill.	69 45					
				254	H	Morehead St.	71 62	321	H	SIUE	69 48					
				281	H	Eastern Ky.	68 48	36	A	Marquette	51 53					

Non-Div I Games:

Belmont

Loss, Non-Conf, S Site, H Home A Away N Neutral

Average RPI Win:	276	WON-LOST	WINNING	LAST 10	STRENGTH OF	OPP. STRENGTH	TEAM	ADJ.	CONF.	ADJ CONF.
Average RPI Loss:	93	RECORD	PCT. RANK	GAMES	SCHEDULE	OF SCHEDULE	RPI	RPI	RPI	RPI
DIV. I ONLY	12- 5	55	8-2	312	250	151	151	30	30	
DIV. I NON-CONF.	6- 4	123	2-1	283	98	160	160	31	31	
TOTALS	RPI 1-25	RPI 26-50	W-L RECORDS	RPI 51-100	RPI 101-150	RPI 150+				
12- 5	0- 1	0- 0	OVERALL	0- 2	1- 1	11- 1				
4- 2	0- 1	0- 0	HOME	0- 1	0- 0	4- 0				
7- 3	0- 0	0- 0	AWAY	0- 1	1- 1	6- 1				
1- 0	0- 0	0- 0	NEUTRAL	0- 0	0- 0	1- 0				
6- 4	0- 1	0- 0	NON-CONFERENCE	0- 2	0- 1	6- 0				
1- 2	0- 1	0- 0	HOME	0- 1	0- 0	1- 0				
4- 2	0- 0	0- 0	AWAY	0- 1	0- 1	4- 0				
1- 0	0- 0	0- 0	NEUTRAL	0- 0	0- 0	1- 0				
6- 1	0- 0	0- 0	CONFERENCE	0- 0	1- 0	5- 1				
3- 0	0- 0	0- 0	HOME	0- 0	0- 0	3- 0				
3- 1	0- 0	0- 0	AWAY	0- 0	1- 0	2- 1				
0- 0	0- 0	0- 0	NEUTRAL	0- 0	0- 0	0- 0				

RPI 1-25				RPI 26-50				RPI 51-100				RPI 101+ Team's RPI: 151			
RPI	S	Opponent	Score	RPI	S	Opponent	Score	RPI	S	Opponent	Score	RPI	S	Opponent	Score
18	H	Central Mich.	67 92					64	H	Troy	62 68	130	A	Auburn	56 74
								69	A	Alabama	49 60	137	A	N.C. A&T	69 58
												182	A	Norfolk St.	51 61
												203	A	Jacksonville	53 52
												242	A	Howard	75 59
												258	A	Stetson	59 55
												265	H	Morgan St.	74 65
												279	N	Appalachian St.	61 44
												284	H	Ga. Southern	75 57
												292	A	FIU	65 60
												322	H	N.C. Central	73 52
												341	A	Charleston So.	81 41
												342	H	Coppin St.	82 51
												349	A	South Carolina St.	66 55
LAST 10 Division I															
349	A	South Carolina St.	66 55	242	A	Howard	75 59								
137	A	N.C. A&T	69 58	182	A	Norfolk St.	51 61								
322	H	N.C. Central	73 52	18	H	Central Mich.	67 92								
265	H	Morgan St.	74 65	258	A	Stetson	59 55								
342	H	Coppin St.	82 51	279	N	Appalachian St.	61 44								

Non-Div I Games: Edward Waters 79 46 Palm Beach Atl. 68 45

Bethune-Cookman

Loss, Non-Conf, S Site, H Home A Away N Neutral

Binghamton

Through Games Of Jan. 31, 2020

Average RPI Win:	267	WON-LOST	WINNING	LAST 10	STRENGTH OF	OPP. STRENGTH	TEAM	ADJ.	CONF.	ADJ CONF.
Average RPI Loss:	189	RECORD	PCT. RANK	GAMES	SCHEDULE	OF SCHEDULE	RPI	RPI	RPI	RPI
DIV. I ONLY	14- 6	59	6-4	335	272	186	186	27	27	
DIV. I NON-CONF.	10- 2	30	2-0	323	239	117	117	27	27	
TOTALS	RPI 1-25	RPI 26-50	W-L RECORDS	RPI 51-100	RPI 101-150	RPI 150+				
14- 6	0- 0	0- 0	OVERALL	0- 2	1- 0	13- 4				
7- 2	0- 0	0- 0	HOME	0- 1	0- 0	7- 1				
6- 3	0- 0	0- 0	AWAY	0- 1	1- 0	5- 2				
1- 1	0- 0	0- 0	NEUTRAL	0- 0	0- 0	1- 1				
10- 2	0- 0	0- 0	NON-CONFERENCE	0- 1	1- 0	9- 1				
5- 0	0- 0	0- 0	HOME	0- 0	0- 0	5- 0				
4- 1	0- 0	0- 0	AWAY	0- 1	1- 0	3- 0				
1- 1	0- 0	0- 0	NEUTRAL	0- 0	0- 0	1- 1				
4- 4	0- 0	0- 0	CONFERENCE	0- 1	0- 0	4- 3				
2- 2	0- 0	0- 0	HOME	0- 1	0- 0	2- 1				
2- 2	0- 0	0- 0	AWAY	0- 0	0- 0	2- 2				
0- 0	0- 0	0- 0	NEUTRAL	0- 0	0- 0	0- 0				

RPI 1-25			RPI 26-50			RPI 51-100			RPI 101+			Team's RPI: 186
RPI	S	Opponent	Score	RPI	S	Opponent	Score	RPI	S	Opponent	Score	
						59	A Miami (FL)	56	79	140	A Cornell	59 56
						85	H Stony Brook	60	67	164	H Eastern Mich.	78 67
										176	N Austin Peay	63 80
										184	H Lafayette	74 64
										209	H UMass Lowell	56 66
										244	H Maine	73 63
										252	H Niagara	74 55
										256	A Delaware St.	75 66
										264	A New Hampshire	63 53
										288	H St. Bonaventure	78 67
										297	A Vermont	62 65
										300	A Siena	89 62
										303	A UMBC	61 43
										306	A Albany (NY)	53 56
										331	A Fairleigh Dickinson	60 48
										332	H NJIT	75 40
										337	N Grambling	88 67
										345	H Hartford	80 44
LAST 10 Division I												
						345	H Hartford	80	44	209	H UMass Lowell	56 66
						264	A New Hampshire	63	53	303	A UMBC	61 43
						85	H Stony Brook	60	67	306	A Albany (NY)	53 56
						244	H Maine	73	63	332	H NJIT	75 40
						297	A Vermont	62	65	337	N Grambling	88 67

Non-Div I Games: Bloomsburg 70 45

Binghamton

Loss, Non-Conf, S Site, H Home A Away N Neutral

Average RPI Win:	236	WON-LOST	WINNING	LAST 10	STRENGTH OF	OPP. STRENGTH	TEAM	ADJ.	CONF.	ADJ CONF.
Average RPI Loss:	91	RECORD	PCT. RANK	GAMES	SCHEDULE	OF SCHEDULE	RPI	RPI	RPI	RPI
DIV. I ONLY	12- 8	115	6-4	116	149	109	109	17	17	
DIV. I NON-CONF.	6- 4	123	2-0	59	50	73	73	23	23	
TOTALS	RPI 1-25	RPI 26-50	W-L RECORDS	RPI 51-100	RPI 101-150	RPI 150+				
12- 8	0- 3	0- 0	OVERALL	1- 2	1- 1	10- 2				
8- 3	0- 1	0- 0	HOME	1- 2	0- 0	7- 0				
4- 5	0- 2	0- 0	AWAY	0- 0	1- 1	3- 2				
0- 0	0- 0	0- 0	NEUTRAL	0- 0	0- 0	0- 0				
6- 4	0- 3	0- 0	NON-CONFERENCE	1- 1	1- 0	4- 0				
4- 2	0- 1	0- 0	HOME	1- 1	0- 0	3- 0				
2- 2	0- 2	0- 0	AWAY	0- 0	1- 0	1- 0				
0- 0	0- 0	0- 0	NEUTRAL	0- 0	0- 0	0- 0				
6- 4	0- 0	0- 0	CONFERENCE	0- 1	0- 1	6- 2				
4- 1	0- 0	0- 0	HOME	0- 1	0- 0	4- 0				
2- 3	0- 0	0- 0	AWAY	0- 0	0- 1	2- 2				
0- 0	0- 0	0- 0	NEUTRAL	0- 0	0- 0	0- 0				

RPI S	Opponent	Score	RPI S	Opponent	Score	RPI S	Opponent	Score	RPI S	Opponent	Score	Team's RPI: 109
3	A Louisville	82 98				67	H BYU	66 55	126	A San Jose St.	61 74	
12	H Missouri St.	69 72				82	H Fresno St.	80 85	127	A UAB	83 81	
19	A TCU	65 77				89	H Washington St.	68 80	188	A UNLV	65 66	
									191	H Portland St.	82 57	
									195	H New Mexico	83 82	
									205	A Wyoming	68 73	
									227	H Pepperdine	76 74	
									255	H San Diego St.	86 72	
									270	A Colorado St.	72 69	
									283	H Nevada	54 40	
									287	A Utah St.	65 59	
									295	A Eastern Wash.	63 61	
									308	H Air Force	70 61	
									323	H Utah Valley	77 69	
LAST 10 Division I												
126	A San Jose St.	61 74	188	A UNLV	65 66							
82	H Fresno St.	80 85	283	H Nevada	54 40							
287	A Utah St.	65 59	205	A Wyoming	68 73							
308	H Air Force	70 61	227	H Pepperdine	76 74							
255	H San Diego St.	86 72	295	A Eastern Wash.	63 61							

Non-Div I Games: Lewis-Clark St. 88 34 Western Ore. 75 32

Boise St.

Average RPI Win:	168	WON-LOST	WINNING	LAST 10	STRENGTH OF	OPP. STRENGTH	TEAM	ADJ.	CONF.	ADJ CONF.
Average RPI Loss:	53	RECORD	PCT. RANK	GAMES	SCHEDULE	OF SCHEDULE	RPI	RPI	RPI	RPI
DIV. I ONLY	11- 9	148	6-4	46	49	66	66	5	5	
DIV. I NON-CONF.	7- 4	100	2-0	93	145	74	74	3	3	
TOTALS	RPI 1-25	RPI 26-50	W-L RECORDS	RPI 51-100	RPI 101-150	RPI 150+				
11- 9	1- 3	0- 3	OVERALL	1- 1	3- 2	6- 0				
5- 3	0- 2	0- 1	HOME	0- 0	1- 0	4- 0				
5- 5	1- 1	0- 2	AWAY	1- 0	1- 2	2- 0				
1- 1	0- 0	0- 0	NEUTRAL	0- 1	1- 0	0- 0				
7- 4	0- 1	0- 0	NON-CONFERENCE	0- 1	2- 2	5- 0				
5- 0	0- 0	0- 0	HOME	0- 0	1- 0	4- 0				
1- 3	0- 1	0- 0	AWAY	0- 0	0- 2	1- 0				
1- 1	0- 0	0- 0	NEUTRAL	0- 1	1- 0	0- 0				
4- 5	1- 2	0- 3	CONFERENCE	1- 0	1- 0	1- 0				
0- 3	0- 2	0- 1	HOME	0- 0	0- 0	0- 0				
4- 2	1- 0	0- 2	AWAY	1- 0	1- 0	1- 0				
0- 0	0- 0	0- 0	NEUTRAL	0- 0	0- 0	0- 0				

RPI 1-25				RPI 26-50				RPI 51-100				Team's RPI: 66	RPI 101+			
RPI	S	Opponent	Score	RPI	S	Opponent	Score	RPI	S	Opponent	Score		RPI	S	Opponent	Score
3	H	Louisville	70 81	35	A	Virginia Tech	49 70	62	A	Georgia Tech	55 48		104	H	VCU	87 52
14	A	Northwestern	63 66	39	A	Duke	73 85	70	N	Charlotte	68 84		116	A	Holy Cross	71 80
17	H	NC State	54 72	42	H	Virginia	52 69						123	N	Tulane	89 76
23	A	Florida St.	65 56										124	A	Notre Dame	75 65
													138	A	Providence	60 76
													178	H	Rhode Island	66 55
													189	A	Boston U.	88 57
													209	H	UMass Lowell	89 46
													256	H	Delaware St.	109 69
													275	A	Pittsburgh	79 70
													309	H	St. Francis Brooklyn	106 69
LAST 10 Division I																
23	A	Florida St.	65 56	124	A	Notre Dame	75 65									
35	A	Virginia Tech	49 70	275	A	Pittsburgh	79 70									
62	A	Georgia Tech	55 48	17	H	NC State	54 72									
3	H	Louisville	70 81	256	H	Delaware St.	109 69									
42	H	Virginia	52 69	189	A	Boston U.	88 57									

Non-Div I Games:

Boston College

■ Loss,
 ■ Non-Conf,
 ■ S Site,
 ■ H Home
 ■ A Away
 N Neutral

Average RPI Win: 225	WON-LOST	WINNING	LAST 10	STRENGTH OF	OPP. STRENGTH	TEAM	ADJ.	CONF.	ADJ CONF.
Average RPI Loss: 143	RECORD	PCT. RANK	GAMES	SCHEDULE	OF SCHEDULE	RPI	RPI	RPI	RPI
DIV. I ONLY	10- 10	171	6-4	209	161	189	189	15	15
DIV. I NON-CONF.	5- 6	187	1-0	173	175	190	190	15	15
TOTALS	RPI 1-25	RPI 26-50	W-L RECORDS	RPI 51-100	RPI 101-150	RPI 150+			
10- 10	0- 0	0- 0	OVERALL	0- 3	2- 4	8- 3			
5- 5	0- 0	0- 0	HOME	0- 3	2- 2	3- 0			
5- 5	0- 0	0- 0	AWAY	0- 0	0- 2	5- 3			
0- 0	0- 0	0- 0	NEUTRAL	0- 0	0- 0	0- 0			
5- 6	0- 0	0- 0	NON-CONFERENCE	0- 2	1- 3	4- 1			
2- 4	0- 0	0- 0	HOME	0- 2	1- 2	1- 0			
3- 2	0- 0	0- 0	AWAY	0- 0	0- 1	3- 1			
0- 0	0- 0	0- 0	NEUTRAL	0- 0	0- 0	0- 0			
5- 4	0- 0	0- 0	CONFERENCE	0- 1	1- 1	4- 2			
3- 1	0- 0	0- 0	HOME	0- 1	1- 0	2- 0			
2- 3	0- 0	0- 0	AWAY	0- 0	0- 1	2- 2			
0- 0	0- 0	0- 0	NEUTRAL	0- 0	0- 0	0- 0			

RPI S	Opponent	Score	RPI S	Opponent	Score	RPI S	Opponent	Score	RPI S	Opponent	Score	Team's RPI: 189
						66	H Boston College	57 88	116	H Holy Cross	76 70	
						83	H Marist	75 89	121	H Harvard	39 66	
						91	H Colgate	61 70	128	H Northeastern	72 56	
									139	A California	62 73	
									142	A Lehigh	34 51	
									143	H Massachusetts	45 58	
									156	H Dartmouth	74 56	
									172	H American	59 44	
									184	A Lafayette	57 59	
									185	A UC Davis	68 75	
									244	A Maine	62 49	
									264	A New Hampshire	78 64	
									275	A Navy	41 46	
									285	A Loyola Maryland	41 39	
									285	H Loyola Maryland	44 42	
									289	A Army West Point	72 66	
									306	A Albany (NY)	60 58	
LAST 10 Division I												
285	A Loyola Maryland	41 39	289	A Army West Point	72 66							
116	H Holy Cross	76 70	142	A Lehigh	34 51							
275	A Navy	41 46	172	H American	59 44							
91	H Colgate	61 70	184	A Lafayette	57 59							
285	H Loyola Maryland	44 42	128	H Northeastern	72 56							

Non-Div I Games:

Boston U.

Bowling Green

Through Games Of Jan. 31, 2020

Average RPI Win:	237	WON-LOST	WINNING	LAST 10	STRENGTH OF	OPP. STRENGTH	TEAM	ADJ.	CONF.	ADJ CONF.
Average RPI Loss:	131	RECORD	PCT. RANK	GAMES	SCHEDULE	OF SCHEDULE	RPI	RPI	RPI	RPI
DIV. I ONLY	6- 11	253	2-8	132	174	204	204	10	10	
DIV. I NON-CONF.	5- 5	164	1-2	201	237	158	158	10	10	
TOTALS	RPI 1-25	RPI 26-50	W-L RECORDS	RPI 51-100	RPI 101-150	RPI 150+				
6- 11	0- 0	0- 1	OVERALL	0- 3	1- 2	5- 5				
3- 2	0- 0	0- 0	HOME	0- 1	1- 0	2- 1				
2- 7	0- 0	0- 1	AWAY	0- 2	0- 1	2- 3				
1- 2	0- 0	0- 0	NEUTRAL	0- 0	0- 1	1- 1				
5- 5	0- 0	0- 1	NON-CONFERENCE	0- 0	0- 2	5- 2				
2- 0	0- 0	0- 0	HOME	0- 0	0- 0	2- 0				
2- 3	0- 0	0- 1	AWAY	0- 0	0- 1	2- 1				
1- 2	0- 0	0- 0	NEUTRAL	0- 0	0- 1	1- 1				
1- 6	0- 0	0- 0	CONFERENCE	0- 3	1- 0	0- 3				
1- 2	0- 0	0- 0	HOME	0- 1	1- 0	0- 1				
0- 4	0- 0	0- 0	AWAY	0- 2	0- 0	0- 2				
0- 0	0- 0	0- 0	NEUTRAL	0- 0	0- 0	0- 0				

RPI 1-25				RPI 26-50				RPI 51-100				RPI 101+				Team's RPI: 204	
RPI	S	Opponent	Score	RPI	S	Opponent	Score	RPI	S	Opponent	Score	RPI	S	Opponent	Score		
				27	A	Purdue	74 81	72	A	Ohio	69 79	112	A	Loyola Chicago	76 84		
								77	H	Ball St.	80 86	131	N	Green Bay	54 73		
								81	A	Buffalo	59 65	146	H	Western Mich.	72 63		
												162	A	Valparaiso	90 95		
												164	A	Eastern Mich.	61 78		
												179	A	Toledo	72 79		
												192	H	Cleveland St.	89 62		
												202	H	Akron	73 76		
												234	N	San Francisco	56 64		
												254	H	Morehead St.	79 65		
												267	A	Marshall	82 69		
												271	A	Milwaukee	63 51		
												293	N	California Baptist	98 60		
LAST 10 Division I																	
				72	A	Ohio	69 79	77	H	Ball St.	80 86						
				146	H	Western Mich.	72 63	164	A	Eastern Mich.	61 78						
				179	A	Toledo	72 79	27	A	Purdue	74 81						
				81	A	Buffalo	59 65	112	A	Loyola Chicago	76 84						
				202	H	Akron	73 76	271	A	Milwaukee	63 51						

Non-Div I Games: Davis & Elkins 91 52 Notre Dame (OH) 88 54

Bowling Green

■ Loss,
 ■ Non-Conf,
 ■ S Site,
 ■ Home
 ■ A Away
 N Neutral

Bradley

Through Games Of Jan. 31, 2020

Average RPI Win:	186	WON-LOST	WINNING	LAST 10	STRENGTH OF	OPP. STRENGTH	TEAM	ADJ.	CONF.	ADJ CONF.
Average RPI Loss:	57	RECORD	PCT. RANK	GAMES	SCHEDULE	OF SCHEDULE	RPI	RPI	RPI	RPI
DIV. I ONLY	15- 3	25	8-2	214	93	54	54	7	7	
DIV. I NON-CONF.	8- 2	52	1-1	315	91	108	108	7	7	
TOTALS	RPI 1-25	RPI 26-50	W-L RECORDS	RPI 51-100	RPI 101-150	RPI 150+				
15- 3	0- 1	1- 1	OVERALL	2- 0	2- 1	10- 0				
8- 0	0- 0	1- 0	HOME	2- 0	0- 0	5- 0				
4- 2	0- 1	0- 1	AWAY	0- 0	1- 0	3- 0				
3- 1	0- 0	0- 0	NEUTRAL	0- 0	1- 1	2- 0				
8- 2	0- 0	0- 1	NON-CONFERENCE	0- 0	1- 1	7- 0				
3- 0	0- 0	0- 0	HOME	0- 0	0- 0	3- 0				
2- 1	0- 0	0- 1	AWAY	0- 0	0- 0	2- 0				
3- 1	0- 0	0- 0	NEUTRAL	0- 0	1- 1	2- 0				
7- 1	0- 1	1- 0	CONFERENCE	2- 0	1- 0	3- 0				
5- 0	0- 0	1- 0	HOME	2- 0	0- 0	2- 0				
2- 1	0- 1	0- 0	AWAY	0- 0	1- 0	1- 0				
0- 0	0- 0	0- 0	NEUTRAL	0- 0	0- 0	0- 0				

RPI 1-25	RPI 26-50	RPI 51-100	Team's RPI: 54	RPI 101+
RPI S Opponent Score	RPI S Opponent Score	RPI S Opponent Score		RPI S Opponent Score
12 A Missouri St. 56 90	31 H Drake 77 76	52 H UNI 61 47		112 A Loyola Chicago 60 47
	47 A Michigan 57 77	75 H Illinois St. 76 61		113 N Liberty 63 75
				118 N Richmond 61 57
				159 H Jackson St. 78 69
				162 A Valparaiso 75 61
				197 H Miami (OH) 79 68
				212 A Western Ill. 84 49
				221 N George Mason 61 59
				273 A Oakland 74 58
				278 H Indiana St. 91 75
				280 H North Dakota St. 70 64
				295 N Eastern Wash. 66 46
				326 H Evansville 82 51
LAST 10 Division I				
12 A Missouri St. 56 90	75 H Illinois St. 76 61			
31 H Drake 77 76	278 H Indiana St. 91 75			
52 H UNI 61 47	326 H Evansville 82 51			
162 A Valparaiso 75 61	295 N Eastern Wash. 66 46			
112 A Loyola Chicago 60 47	113 N Liberty 63 75			

Non-Div I Games: Eureka 101 39

Bradley

■ Loss,
 ■ Non-Conf, S Site,
 ■ Home
 ■ Away
 N Neutral

Average RPI Win:	277	WON-LOST	WINNING	LAST 10	STRENGTH OF	OPP. STRENGTH	TEAM	ADJ.	CONF.	ADJ CONF.
Average RPI Loss:	148	RECORD	PCT. RANK	GAMES	SCHEDULE	OF SCHEDULE	RPI	RPI	RPI	RPI
DIV. I ONLY	6- 10	246	3-7	198	261	218	218	8	8	
DIV. I NON-CONF.	6- 7	182	3-4	288	326	240	240	8	8	
TOTALS	RPI 1-25	RPI 26-50	W-L RECORDS	RPI 51-100	RPI 101-150	RPI 150+				
6- 10	0- 0	0- 2	OVERALL	0- 1	0- 3	6- 4				
1- 4	0- 0	0- 1	HOME	0- 0	0- 1	1- 2				
5- 5	0- 0	0- 1	AWAY	0- 1	0- 2	5- 1				
0- 1	0- 0	0- 0	NEUTRAL	0- 0	0- 0	0- 1				
6- 7	0- 0	0- 0	NON-CONFERENCE	0- 1	0- 2	6- 4				
1- 3	0- 0	0- 0	HOME	0- 0	0- 1	1- 2				
5- 3	0- 0	0- 0	AWAY	0- 1	0- 1	5- 1				
0- 1	0- 0	0- 0	NEUTRAL	0- 0	0- 0	0- 1				
0- 3	0- 0	0- 2	CONFERENCE	0- 0	0- 1	0- 0				
0- 1	0- 0	0- 1	HOME	0- 0	0- 0	0- 0				
0- 2	0- 0	0- 1	AWAY	0- 0	0- 1	0- 0				
0- 0	0- 0	0- 0	NEUTRAL	0- 0	0- 0	0- 0				

RPI	S	Opponent	Score	RPI	S	Opponent	Score	RPI	S	Opponent	Score	RPI	S	Opponent	Score	Team's RPI: 218
37	A	Yale	72 79	76	A	South Fla.	60 70	116	H	Holy Cross	71 83	140	A	Cornell	63 74	
37	H	Yale	40 73					143	A	Massachusetts	42 95	170	H	Merrimack	57 72	
								178	N	Rhode Island	44 89	206	A	Fairfield	58 44	
								244	H	Maine	76 70	264	A	New Hampshire	76 68	
								272	A	Longwood	76 86	292	A	FIU	72 57	
								311	A	Bryant	56 50	311	H	Bryant	44 45	
								344	A	Central Conn. St.	83 73					
LAST 10 Division I																
140	A	Cornell	63 74	206	A	Fairfield	58 44									
37	H	Yale	40 73	311	A	Bryant	56 50									
37	A	Yale	72 79	178	N	Rhode Island	44 89									
76	A	South Fla.	60 70	116	H	Holy Cross	71 83									
292	A	FIU	72 57	170	H	Merrimack	57 72									

Non-Div I Games:
















































Brown

■ Loss,
 ■ Non-Conf,
 ■ S Site,
 ■ H Home
 ■ A Away
 N Neutral

Bryant



Through Games Of Jan. 31, 2020

Average RPI Win: 289	WON-LOST	WINNING	LAST 10	STRENGTH OF	OPP. STRENGTH	TEAM	ADJ.	CONF.	ADJ CONF.
Average RPI Loss: 206	RECORD	PCT. RANK	GAMES	SCHEDULE	OF SCHEDULE	RPI	RPI	RPI	RPI
DIV. I ONLY	5- 13	286	4-6	317	313	311	311	29	29
DIV. I NON-CONF.	2- 9	304	1-2	301	253	329	329	29	29
TOTALS	RPI 1-25	RPI 26-50	W-L RECORDS	RPI 51-100	RPI 101-150	RPI 150+			
5- 13	0- 0	0- 0	OVERALL	0- 1	0- 3	5- 9			
2- 7	0- 0	0- 0	HOME	0- 0	0- 1	2- 6			
3- 6	0- 0	0- 0	AWAY	0- 1	0- 2	3- 3			
0- 0	0- 0	0- 0	NEUTRAL	0- 0	0- 0	0- 0			
2- 9	0- 0	0- 0	NON-CONFERENCE	0- 1	0- 3	2- 5			
1- 4	0- 0	0- 0	HOME	0- 0	0- 1	1- 3			
1- 5	0- 0	0- 0	AWAY	0- 1	0- 2	1- 2			
0- 0	0- 0	0- 0	NEUTRAL	0- 0	0- 0	0- 0			
3- 4	0- 0	0- 0	CONFERENCE	0- 0	0- 0	3- 4			
1- 3	0- 0	0- 0	HOME	0- 0	0- 0	1- 3			
2- 1	0- 0	0- 0	AWAY	0- 0	0- 0	2- 1			
0- 0	0- 0	0- 0	NEUTRAL	0- 0	0- 0	0- 0			

RPI 1-25			RPI 26-50			RPI 51-100			RPI 101+			Team's RPI: 311
RPI	S	Opponent	Score	RPI	S	Opponent	Score	RPI	S	Opponent	Score	
						63  Minnesota	56  101			116  Holy Cross	75  87	
										138  Providence	32  76	
										145  Illinois	55  69	
										170  Merrimack	66  78	
										209  UMass Lowell	35  55	
										218  Brown	45 44	
										218  Brown	50  56	
										243  Mt. St. Mary's	72 67	
										243  Mt. St. Mary's	70  76	
										247  Saint Francis (PA)	60  63	
										264  New Hampshire	56  68	
										274  Wagner	45  58	
										289  Army West Point	75  81	
										297  Vermont	66  71	
										306  Albany (NY)	68 55	
										331  Fairleigh Dickinson	57 45	
										347  LIU Brooklyn	57 53	
LAST 10 Division I												
						274  Wagner	45  58			331  Fairleigh Dickinson	57 45	
						243  Mt. St. Mary's	72 67			247  Saint Francis (PA)	60  63	
						347  LIU Brooklyn	57 53			289  Army West Point	75  81	
						243  Mt. St. Mary's	70  76			306  Albany (NY)	68 55	
						170  Merrimack	66  78			218  Brown	50  56	

Non-Div I Games:

Bryant

 Loss,
  Non-Conf,
  S Site,
  H Home
  A Away
 N Neutral

Average RPI Win:	201	WON-LOST	WINNING	LAST 10	STRENGTH OF	OPP. STRENGTH	TEAM	ADJ.	CONF.	ADJ CONF.
Average RPI Loss:	128	RECORD	PCT. RANK	GAMES	SCHEDULE	OF SCHEDULE	RPI	RPI	RPI	RPI
DIV. I ONLY	15- 5	44	8-2	163	152	65	65	15	15	
DIV. I NON-CONF.	7- 4	100	0-1	141	143	88	88	15	15	
TOTALS	RPI 1-25	RPI 26-50	W-L RECORDS	RPI 51-100	RPI 101-150	RPI 150+				
15- 5	0- 0	0- 1	OVERALL	3- 2	2- 0	10- 2				
7- 1	0- 0	0- 0	HOME	2- 1	0- 0	5- 0				
6- 4	0- 0	0- 1	AWAY	0- 1	2- 0	4- 2				
2- 0	0- 0	0- 0	NEUTRAL	1- 0	0- 0	1- 0				
7- 4	0- 0	0- 1	NON-CONFERENCE	2- 2	0- 0	5- 1				
3- 1	0- 0	0- 0	HOME	1- 1	0- 0	2- 0				
2- 3	0- 0	0- 1	AWAY	0- 1	0- 0	2- 1				
2- 0	0- 0	0- 0	NEUTRAL	1- 0	0- 0	1- 0				
8- 1	0- 0	0- 0	CONFERENCE	1- 0	2- 0	5- 1				
4- 0	0- 0	0- 0	HOME	1- 0	0- 0	3- 0				
4- 1	0- 0	0- 0	AWAY	0- 0	2- 0	2- 1				
0- 0	0- 0	0- 0	NEUTRAL	0- 0	0- 0	0- 0				

RPI 1-25				RPI 26-50				RPI 51-100				Team's RPI: 65		RPI 101+			
RPI	S	Opponent	Score	RPI	S	Opponent	Score	RPI	S	Opponent	Score			RPI	S	Opponent	Score
				42	A	Virginia	60 84	53	H	Temple	61 72			116	A	Holy Cross	51 40
								68	H	Drexel	60 49			142	A	Lehigh	71 50
								85	A	Stony Brook	73 78			172	H	American	68 43
								91	H	Colgate	66 43			175	A	Quinnipiac	69 76
								98	N	Cincinnati	56 48			184	H	Lafayette	50 36
														221	A	George Mason	64 51
														242	N	Howard	70 60
														247	A	Saint Francis (PA)	70 46
														275	A	Navy	61 34
														285	A	Loyola Maryland	50 60
														288	H	St. Bonaventure	68 60
														289	A	Army West Point	63 52
														289	H	Army West Point	77 46
														290	H	Monmouth	71 37
LAST 10 Division I																	
				289	H	Army West Point	77 46	116	A	Holy Cross	51 40						
				285	A	Loyola Maryland	50 60	275	A	Navy	61 34						
				91	H	Colgate	66 43	184	H	Lafayette	50 36						
				142	A	Lehigh	71 50	289	A	Army West Point	63 52						
				172	H	American	68 43	85	A	Stony Brook	73 78						

Non-Div I Games:

Bucknell

■ Loss,
 ■ Non-Conf,
 ■ S Site,
 ■ H Home
 ■ A Away
 N Neutral

Buffalo

Through Games Of Jan. 31, 2020

Average RPI Win:	196	WON-LOST	WINNING	LAST 10	STRENGTH OF	OPP. STRENGTH	TEAM	ADJ.	CONF.	ADJ CONF.
Average RPI Loss:	79	RECORD	PCT. RANK	GAMES	SCHEDULE	OF SCHEDULE	RPI	RPI	RPI	RPI
DIV. I ONLY	13- 6	68	6-4	120	133	81	81	10	10	
DIV. I NON-CONF.	9- 2	38	2-0	180	204	55	55	10	10	
TOTALS	RPI 1-25	RPI 26-50	W-L RECORDS	RPI 51-100	RPI 101-150	RPI 150+				
13- 6	0- 2	0- 0	OVERALL	2- 2	1- 1	10- 1				
7- 2	0- 1	0- 0	HOME	1- 1	0- 0	6- 0				
4- 4	0- 1	0- 0	AWAY	0- 1	1- 1	3- 1				
2- 0	0- 0	0- 0	NEUTRAL	1- 0	0- 0	1- 0				
9- 2	0- 1	0- 0	NON-CONFERENCE	2- 0	0- 1	7- 0				
5- 0	0- 0	0- 0	HOME	1- 0	0- 0	4- 0				
2- 2	0- 1	0- 0	AWAY	0- 0	0- 1	2- 0				
2- 0	0- 0	0- 0	NEUTRAL	1- 0	0- 0	1- 0				
4- 4	0- 1	0- 0	CONFERENCE	0- 2	1- 0	3- 1				
2- 2	0- 1	0- 0	HOME	0- 1	0- 0	2- 0				
2- 2	0- 0	0- 0	AWAY	0- 1	1- 0	1- 1				
0- 0	0- 0	0- 0	NEUTRAL	0- 0	0- 0	0- 0				

RPI 1-25				RPI 26-50				RPI 51-100 Team's RPI: 81				RPI 101+			
RPI	S	Opponent	Score	RPI	S	Opponent	Score	RPI	S	Opponent	Score	RPI	S	Opponent	Score
4	A	Stanford	69 88					68	N	Drexel	63 59	106	A	Kent St.	57 44
18	H	Central Mich.	93 98					72	H	Ohio	65 76	126	A	San Jose St.	88 95
								77	A	Ball St.	65 69	156	H	Dartmouth	73 49
								84	H	Dayton	67 59	164	H	Eastern Mich.	66 63
												172	N	American	73 55
												173	H	Columbia	82 75
												179	A	Toledo	59 71
												197	A	Miami (OH)	86 72
												204	H	Bowling Green	65 59
												252	A	Niagara	81 67
												288	A	St. Bonaventure	46 36
												338	H	Canisius	71 55
												344	H	Central Conn. St.	61 56
LAST 10 Division I															
18	H	Central Mich.	93 98	72	H	Ohio	65 76								
106	A	Kent St.	57 44	179	A	Toledo	59 71								
77	A	Ball St.	65 69	197	A	Miami (OH)	86 72								
164	H	Eastern Mich.	66 63	156	H	Dartmouth	73 49								
204	H	Bowling Green	65 59	84	H	Dayton	67 59								

Non-Div I Games:

Buffalo

■ Loss,
■ Non-Conf,
■ S Site,
■ H Home
■ A Away
N Neutral

Average RPI Win:	181	WON-LOST	WINNING	LAST 10	STRENGTH OF	OPP. STRENGTH	TEAM	ADJ.	CONF.	ADJ CONF.
Average RPI Loss:	51	RECORD	PCT. RANK	GAMES	SCHEDULE	OF SCHEDULE	RPI	RPI	RPI	RPI
DIV. I ONLY	15- 6	52	7-3	164	51	96	96	6	6	
DIV. I NON-CONF.	8- 3	68	0	198	103	118	118	6	6	
TOTALS	RPI 1-25	RPI 26-50	W-L RECORDS	RPI 51-100	RPI 101-150	RPI 150+				
15- 6	0- 2	2- 1	OVERALL	3- 3	1- 0	9- 0				
9- 4	0- 2	1- 1	HOME	1- 1	0- 0	7- 0				
5- 1	0- 0	1- 0	AWAY	1- 1	1- 0	2- 0				
1- 1	0- 0	0- 0	NEUTRAL	1- 1	0- 0	0- 0				
8- 3	0- 1	0- 0	NON-CONFERENCE	2- 2	0- 0	6- 0				
7- 1	0- 1	0- 0	HOME	1- 0	0- 0	6- 0				
0- 1	0- 0	0- 0	AWAY	0- 1	0- 0	0- 0				
1- 1	0- 0	0- 0	NEUTRAL	1- 1	0- 0	0- 0				
7- 3	0- 1	2- 1	CONFERENCE	1- 1	1- 0	3- 0				
2- 3	0- 1	1- 1	HOME	0- 1	0- 0	1- 0				
5- 0	0- 0	1- 0	AWAY	1- 0	1- 0	2- 0				
0- 0	0- 0	0- 0	NEUTRAL	0- 0	0- 0	0- 0				

RPI 1-25				RPI 26-50				RPI 51-100 Team's RPI: 96				RPI 101+			
RPI	S	Opponent	Score	RPI	S	Opponent	Score	RPI	S	Opponent	Score	RPI	S	Opponent	Score
13	H	Indiana	53 64	29	A	Creighton	73 67	57	H	IUPUI	64 61	138	A	Providence	50 47
19	H	DePaul	65 80	36	H	Marquette	61 55	71	N	Georgia	36 69	202	H	Akron	76 55
				46	H	St. John's (NY)	42 67	72	N	Ohio	60 55	213	H	High Point	74 52
								77	A	Ball St.	70 74	228	A	Georgetown	47 46
								79	H	Seton Hall	62 67	233	A	Xavier	78 70
								80	A	Villanova	58 41	233	H	Xavier	63 61
												274	H	Wagner	74 58
												281	H	Eastern Ky.	73 41
												315	H	Purdue Fort Wayne	85 58
												317	H	Detroit Mercy	82 60
LAST 10 Division I															
233	H	Xavier	63 61	228	A	Georgetown	47 46								
29	A	Creighton	73 67	80	A	Villanova	58 41								
138	A	Providence	50 47	233	A	Xavier	78 70								
19	H	DePaul	65 80	46	H	St. John's (NY)	42 67								
36	H	Marquette	61 55	79	H	Seton Hall	62 67								

Non-Div I Games:

Butler

■ Loss,
 ■ Non-Conf,
 ■ S Site,
 ■ H Home
 ■ A Away
 N Neutral

CSU Bakersfield

Through Games Of Jan. 31, 2020

Average RPI Win:	247	WON-LOST	WINNING	LAST 10	STRENGTH OF	OPP. STRENGTH	TEAM	ADJ.	CONF.	ADJ CONF.
Average RPI Loss:	178	RECORD	PCT. RANK	GAMES	SCHEDULE	OF SCHEDULE	RPI	RPI	RPI	RPI
DIV. I ONLY	10- 7	123	6-4	232	282	155	155	32	32	
DIV. I NON-CONF.	5- 5	164	1-2	95	166	125	125	32	32	
TOTALS	RPI 1-25	RPI 26-50	W-L RECORDS	RPI 51-100	RPI 101-150	RPI 150+				
10- 7	0- 2	0- 0	OVERALL	0- 0	2- 1	8- 4				
7- 1	0- 0	0- 0	HOME	0- 0	2- 0	5- 1				
3- 6	0- 2	0- 0	AWAY	0- 0	0- 1	3- 3				
0- 0	0- 0	0- 0	NEUTRAL	0- 0	0- 0	0- 0				
5- 5	0- 2	0- 0	NON-CONFERENCE	0- 0	2- 1	3- 2				
5- 0	0- 0	0- 0	HOME	0- 0	2- 0	3- 0				
0- 5	0- 2	0- 0	AWAY	0- 0	0- 1	0- 2				
0- 0	0- 0	0- 0	NEUTRAL	0- 0	0- 0	0- 0				
5- 2	0- 0	0- 0	CONFERENCE	0- 0	0- 0	5- 2				
2- 1	0- 0	0- 0	HOME	0- 0	0- 0	2- 1				
3- 1	0- 0	0- 0	AWAY	0- 0	0- 0	3- 1				
0- 0	0- 0	0- 0	NEUTRAL	0- 0	0- 0	0- 0				

RPI 1-25				RPI 26-50				RPI 51-100				RPI 101+ Team's RPI: 155			
RPI	S	Opponent	Score	RPI	S	Opponent	Score	RPI	S	Opponent	Score	RPI	S	Opponent	Score
9	A	Gonzaga	48 92									107	A	Washington	49 80
11	A	Oregon St.	50 69									117	H	Pacific	80 70
												126	H	San Jose St.	75 71
												161	A	Wright St.	60 65
												232	H	UMKC	70 60
												238	H	North Texas	61 52
												249	A	Grand Canyon	59 54
												263	H	UC Santa Barbara	66 62
												282	A	UC Riverside	52 53
												293	A	California Baptist	66 61
												310	H	New Mexico St.	60 59
												322	H	N.C. Central	80 71
												323	A	Utah Valley	55 53
												329	A	Seattle U	57 63
												348	H	Chicago St.	58 60
LAST 10 Division I															
310	H	New Mexico St.	60 59	293	A	California Baptist	66 61								
329	A	Seattle U	57 63	249	A	Grand Canyon	59 54								
323	A	Utah Valley	55 53	282	A	UC Riverside	52 53								
348	H	Chicago St.	58 60	11	A	Oregon St.	50 69								
232	H	UMKC	70 60	263	H	UC Santa Barbara	66 62								

Non-Div I Games: Fresno Pacific 95 64 Westcliff 100 44 Cal St. Dom. Hills 83 74

CSU Bakersfield

Loss, Non-Conf, S Site, H Home A Away N Neutral

Average RPI Win:	246	WON-LOST	WINNING	LAST 10	STRENGTH OF	OPP. STRENGTH	TEAM	ADJ.	CONF.	ADJ CONF.
Average RPI Loss:	155	RECORD	PCT. RANK	GAMES	SCHEDULE	OF SCHEDULE	RPI	RPI	RPI	RPI
DIV. I ONLY	8- 11	219	5-5	288	111	253	253	28	28	
DIV. I NON-CONF.	4- 9	250	1-3	272	22	271	271	26	26	
TOTALS	RPI 1-25	RPI 26-50	W-L RECORDS	RPI 51-100	RPI 101-150	RPI 150+				
8- 11	0- 1	0- 1	OVERALL	0- 2	1- 1	7- 6				
4- 4	0- 1	0- 1	HOME	0- 1	1- 0	3- 1				
3- 6	0- 0	0- 0	AWAY	0- 1	0- 1	3- 4				
1- 1	0- 0	0- 0	NEUTRAL	0- 0	0- 0	1- 1				
4- 9	0- 1	0- 1	NON-CONFERENCE	0- 2	1- 1	3- 4				
1- 4	0- 1	0- 1	HOME	0- 1	1- 0	0- 1				
2- 4	0- 0	0- 0	AWAY	0- 1	0- 1	2- 2				
1- 1	0- 0	0- 0	NEUTRAL	0- 0	0- 0	1- 1				
4- 2	0- 0	0- 0	CONFERENCE	0- 0	0- 0	4- 2				
3- 0	0- 0	0- 0	HOME	0- 0	0- 0	3- 0				
1- 2	0- 0	0- 0	AWAY	0- 0	0- 0	1- 2				
0- 0	0- 0	0- 0	NEUTRAL	0- 0	0- 0	0- 0				

RPI 1-25				RPI 26-50				RPI 51-100				RPI 101+ Team's RPI: 253			
RPI	S	Opponent	Score	RPI	S	Opponent	Score	RPI	S	Opponent	Score	RPI	S	Opponent	Score
8	H	UCLA	44 58	42	H	Virginia	47 72	87	H	Southern California	53 69	132	A	San Diego	40 59
								89	A	Washington St.	61 71	141	H	Portland	73 64
												160	H	Santa Clara	55 76
												185	A	UC Davis	39 61
												194	H	Hawaii	58 54
												210	N	SMU	58 68
												234	A	San Francisco	61 79
												235	H	Cal St. Fullerton	63 57
												255	A	San Diego St.	74 69
												261	A	Long Beach St.	52 60
												262	A	LMU (CA)	56 54
												278	N	Indiana St.	67 59
												293	A	California Baptist	56 64
												301	A	UC Irvine	56 51
												301	H	UC Irvine	70 62
LAST 10 Division I															
				185	A	UC Davis	39 61			194	H	Hawaii	58	54	
				301	A	UC Irvine	56 51			255	A	San Diego St.	74	69	
				261	A	Long Beach St.	52 60			132	A	San Diego	40	59	
				235	H	Cal St. Fullerton	63 57			160	H	Santa Clara	55	76	
				301	H	UC Irvine	70 62			8	H	UCLA	44	58	

Non-Div I Games: Hope Int'l 77 54

CSUN

Loss, Non-Conf, S Site, H Home A Away N Neutral

Average RPI Win:	271	WON-LOST	WINNING	LAST 10	STRENGTH OF	OPP. STRENGTH	TEAM	ADJ.	CONF.	ADJ CONF.
Average RPI Loss:	206	RECORD	PCT. RANK	GAMES	SCHEDULE	OF SCHEDULE	RPI	RPI	RPI	RPI
DIV. I ONLY	3- 13	316	2-8	265	294	333	333	28	28	
DIV. I NON-CONF.	2- 8	295	1-3	203	280	317	317	26	26	
TOTALS	RPI 1-25	RPI 26-50	W-L RECORDS	RPI 51-100	RPI 101-150	RPI 150+				
3- 13	0- 1	0- 1	OVERALL	0- 1	0- 0	3- 10				
3- 5	0- 0	0- 1	HOME	0- 1	0- 0	3- 3				
0- 8	0- 1	0- 0	AWAY	0- 0	0- 0	0- 7				
0- 0	0- 0	0- 0	NEUTRAL	0- 0	0- 0	0- 0				
2- 8	0- 1	0- 1	NON-CONFERENCE	0- 1	0- 0	2- 5				
2- 3	0- 0	0- 1	HOME	0- 1	0- 0	2- 1				
0- 5	0- 1	0- 0	AWAY	0- 0	0- 0	0- 4				
0- 0	0- 0	0- 0	NEUTRAL	0- 0	0- 0	0- 0				
1- 5	0- 0	0- 0	CONFERENCE	0- 0	0- 0	1- 5				
1- 2	0- 0	0- 0	HOME	0- 0	0- 0	1- 2				
0- 3	0- 0	0- 0	AWAY	0- 0	0- 0	0- 3				
0- 0	0- 0	0- 0	NEUTRAL	0- 0	0- 0	0- 0				

RPI 1-25				RPI 26-50				RPI 51-100				RPI 101+ Team's RPI: 333			
RPI	S	Opponent	Score	RPI	S	Opponent	Score	RPI	S	Opponent	Score	RPI	S	Opponent	Score
25	A	Arizona St.	41 66	30	H	Old Dominion	55 61	82	H	Fresno St.	52 79	167	A	Saint Mary's (CA)	67 84
												185	H	UC Davis	36 42
												216	H	Lamar University	57 56
												227	A	Pepperdine	53 63
												235	A	Cal St. Fullerton	64 65
												261	A	Long Beach St.	69 72
												263	A	UC Santa Barbara	50 52
												282	H	UC Riverside	75 70
												283	A	Nevada	40 71
												296	A	Denver	66 96
												301	H	UC Irvine	57 68
												316	H	Sacramento St.	62 43
												329	H	Seattle U	49 72
LAST 10 Division I															
235	A	Cal St. Fullerton	64 65	261	A	Long Beach St.	69 72								
185	H	UC Davis	36 42	283	A	Nevada	40 71								
282	H	UC Riverside	75 70	329	H	Seattle U	49 72								
301	H	UC Irvine	57 68	167	A	Saint Mary's (CA)	67 84								
263	A	UC Santa Barbara	50 52	216	H	Lamar University	57 56								

Non-Div I Games: Holy Names 100 35

Cal Poly

■ Loss,
■ Non-Conf,
■ S Site,
■ H Home
■ A Away
N Neutral

Average RPI Win:	264	WON-LOST	WINNING	LAST 10	STRENGTH OF	OPP. STRENGTH	TEAM	ADJ.	CONF.	ADJ CONF.
Average RPI Loss:	226	RECORD	PCT. RANK	GAMES	SCHEDULE	OF SCHEDULE	RPI	RPI	RPI	RPI
DIV. I ONLY	11- 8	128	7-3	337	285	235	235	28	28	
DIV. I NON-CONF.	8- 5	117	4-0	322	285	214	214	26	26	
TOTALS	RPI 1-25	RPI 26-50	W-L RECORDS	RPI 51-100	RPI 101-150	RPI 150+				
11- 8	0- 0	0- 0	OVERALL	0- 0	1- 0	10- 8				
6- 3	0- 0	0- 0	HOME	0- 0	0- 0	6- 3				
5- 5	0- 0	0- 0	AWAY	0- 0	1- 0	4- 5				
0- 0	0- 0	0- 0	NEUTRAL	0- 0	0- 0	0- 0				
8- 5	0- 0	0- 0	NON-CONFERENCE	0- 0	1- 0	7- 5				
4- 2	0- 0	0- 0	HOME	0- 0	0- 0	4- 2				
4- 3	0- 0	0- 0	AWAY	0- 0	1- 0	3- 3				
0- 0	0- 0	0- 0	NEUTRAL	0- 0	0- 0	0- 0				
3- 3	0- 0	0- 0	CONFERENCE	0- 0	0- 0	3- 3				
2- 1	0- 0	0- 0	HOME	0- 0	0- 0	2- 1				
1- 2	0- 0	0- 0	AWAY	0- 0	0- 0	1- 2				
0- 0	0- 0	0- 0	NEUTRAL	0- 0	0- 0	0- 0				

RPI 1-25			RPI 26-50			RPI 51-100			RPI 101+ Team's RPI: 235		
RPI	S	Opponent	Score	RPI	S	Opponent	Score	RPI	S	Opponent	Score
								132	A	San Diego	72 67
								180	H	Montana	69 71
								188	A	UNLV	64 58
								194	A	Hawaii	72 79
								207	A	Southern Utah	63 79
								220	H	Delaware	55 72
								234	A	San Francisco	63 71
								249	A	Grand Canyon	80 70
								253	A	CSUN	57 63
								255	A	San Diego St.	45 55
								261	H	Long Beach St.	69 65
								262	A	LMU (CA)	79 74
								263	A	UC Santa Barbara	70 68
								263	H	UC Santa Barbara	66 75
								287	H	Utah St.	83 62
								293	H	California Baptist	97 93
								308	H	Air Force	79 70
								329	H	Seattle U	81 63
								333	H	Cal Poly	65 64
LAST 10 Division I											
333	H	Cal Poly	65 64	263	A	UC Santa Barbara	70 68				
263	H	UC Santa Barbara	66 75	329	H	Seattle U	81 63				
194	A	Hawaii	72 79	308	H	Air Force	79 70				
253	A	CSUN	57 63	293	H	California Baptist	97 93				
261	H	Long Beach St.	69 65	132	A	San Diego	72 67				

Non-Div I Games:

Cal St. Fullerton

■ Loss,
 ■ Non-Conf,
 ■ S Site,
 ■ H Home
 ■ A Away
 N Neutral

California

Through Games Of Jan. 31, 2020

Average RPI Win:	220	WON-LOST	WINNING	LAST 10	STRENGTH OF	OPP. STRENGTH	TEAM	ADJ.	CONF.	ADJ CONF.
Average RPI Loss:	51	RECORD	PCT. RANK	GAMES	SCHEDULE	OF SCHEDULE	RPI	RPI	RPI	RPI
DIV. I ONLY	8- 12	233	1-9	20	60	139	139	1	1	
DIV. I NON-CONF.	8- 3	68	1-0	70	246	61	61	1	1	
TOTALS	RPI 1-25	RPI 26-50	W-L RECORDS	RPI 51-100	RPI 101-150	RPI 150+				
8- 12	0- 6	1- 1	OVERALL	0- 3	0- 2	7- 0				
7- 6	0- 2	1- 1	HOME	0- 2	0- 1	6- 0				
1- 6	0- 4	0- 0	AWAY	0- 1	0- 1	1- 0				
0- 0	0- 0	0- 0	NEUTRAL	0- 0	0- 0	0- 0				
8- 3	0- 2	1- 0	NON-CONFERENCE	0- 0	0- 1	7- 0				
7- 1	0- 1	1- 0	HOME	0- 0	0- 0	6- 0				
1- 2	0- 1	0- 0	AWAY	0- 0	0- 1	1- 0				
0- 0	0- 0	0- 0	NEUTRAL	0- 0	0- 0	0- 0				
0- 9	0- 4	0- 1	CONFERENCE	0- 3	0- 1	0- 0				
0- 5	0- 1	0- 1	HOME	0- 2	0- 1	0- 0				
0- 4	0- 3	0- 0	AWAY	0- 1	0- 0	0- 0				
0- 0	0- 0	0- 0	NEUTRAL	0- 0	0- 0	0- 0				

RPI S Opponent Score	RPI S Opponent Score	RPI S Opponent Score	RPI S Opponent Score
1 A Oregon 55 105	41 H Arkansas 84 80	89 A Washington St. 66 92	107 H Washington 64 67
4 A Stanford 40 73	50 H Colorado 50 62	89 H Washington St. 75 96	121 A Harvard 53 56
4 H Stanford 65 79		100 H Utah 62 71	160 H Santa Clara 69 65
10 A UConn 61 72			189 H Boston U. 73 62
11 A Oregon St. 44 81			249 H Grand Canyon 72 53
22 H Kentucky 61 63			255 A San Diego St. 74 48
			261 H Long Beach St. 68 45
			282 H UC Riverside 84 61
			322 H N.C. Central 90 69
LAST 10 Division I			
89 A Washington St. 66 92	4 H Stanford 65 79		
50 H Colorado 50 62	4 A Stanford 40 73		
100 H Utah 62 71	89 H Washington St. 75 96		
1 A Oregon 55 105	107 H Washington 64 67		
11 A Oregon St. 44 81	249 H Grand Canyon 72 53		

Non-Div I Games:

California

Loss, Non-Conf, S Site, H Home A Away N Neutral

Average RPI Win:	270	WON-LOST	WINNING	LAST 10	STRENGTH OF	OPP. STRENGTH	TEAM	ADJ.	CONF.	ADJ CONF.
Average RPI Loss:	219	RECORD	PCT. RANK	GAMES	SCHEDULE	OF SCHEDULE	RPI	RPI	RPI	RPI
DIV. I ONLY	8- 11	219	3-7	298	337	293	293	32	32	
DIV. I NON-CONF.	6- 6	164	1-2	227	316	233	233	32	32	
TOTALS	RPI 1-25	RPI 26-50	W-L RECORDS	RPI 51-100	RPI 101-150	RPI 150+				
8- 11	0- 1	0- 0	OVERALL	0- 0	0- 0	8- 10				
6- 3	0- 0	0- 0	HOME	0- 0	0- 0	6- 3				
2- 5	0- 0	0- 0	AWAY	0- 0	0- 0	2- 5				
0- 3	0- 1	0- 0	NEUTRAL	0- 0	0- 0	0- 2				
6- 6	0- 1	0- 0	NON-CONFERENCE	0- 0	0- 0	6- 5				
5- 1	0- 0	0- 0	HOME	0- 0	0- 0	5- 1				
1- 2	0- 0	0- 0	AWAY	0- 0	0- 0	1- 2				
0- 3	0- 1	0- 0	NEUTRAL	0- 0	0- 0	0- 2				
2- 5	0- 0	0- 0	CONFERENCE	0- 0	0- 0	2- 5				
1- 2	0- 0	0- 0	HOME	0- 0	0- 0	1- 2				
1- 3	0- 0	0- 0	AWAY	0- 0	0- 0	1- 3				
0- 0	0- 0	0- 0	NEUTRAL	0- 0	0- 0	0- 0				

RPI 1-25				RPI 26-50				RPI 51-100				RPI 101+ Team's RPI: 293			
RPI	S	Opponent	Score	RPI	S	Opponent	Score	RPI	S	Opponent	Score	RPI	S	Opponent	Score
4	N	Stanford	78 83									155	H	CSU Bakersfield	61 66
												165	N	Houston	75 96
												193	H	Northern Ariz.	98 79
												204	N	Bowling Green	60 98
												232	A	UMKC	65 75
												235	A	Cal St. Fullerton	93 97
												239	A	Idaho St.	74 68
												249	H	Grand Canyon	58 62
												253	H	CSUN	64 56
												255	H	San Diego St.	68 80
												261	H	Long Beach St.	79 70
												263	H	UC Santa Barbara	85 81
												277	H	Alabama A&M	60 55
												282	A	UC Riverside	64 80
												310	A	New Mexico St.	56 57
												319	A	UTRGV	68 87
												323	H	Utah Valley	80 67
												348	A	Chicago St.	80 65
LAST 10 Division I															
323	H	Utah Valley	80 67	319	A	UTRGV	68 87								
232	A	UMKC	65 75	310	A	New Mexico St.	56 57								
348	A	Chicago St.	80 65	255	H	San Diego St.	68 80								
249	H	Grand Canyon	58 62	239	A	Idaho St.	74 68								
155	H	CSU Bakersfield	61 66	235	A	Cal St. Fullerton	93 97								

Non-Div I Games: Ottawa (AZ) 103 75 LIFE Pacific 93 48

California Baptist

Loss, Non-Conf, S Site, H Home A Away N Neutral

Average RPI Win:	254	WON-LOST	WINNING	LAST 10	STRENGTH OF	OPP. STRENGTH	TEAM	ADJ.	CONF.	ADJ CONF.
Average RPI Loss:	195	RECORD	PCT. RANK	GAMES	SCHEDULE	OF SCHEDULE	RPI	RPI	RPI	RPI
DIV. I ONLY	12- 5	55	9-1	295	338	129	129	26	26	
DIV. I NON-CONF.	3- 4	201	0	286	278	229	229	28	28	
TOTALS	RPI 1-25	RPI 26-50	W-L RECORDS	RPI 51-100	RPI 101-150	RPI 150+				
12- 5	0- 0	0- 1	OVERALL	0- 1	1- 0	11- 3				
7- 0	0- 0	0- 0	HOME	0- 0	1- 0	6- 0				
5- 5	0- 0	0- 1	AWAY	0- 1	0- 0	5- 3				
0- 0	0- 0	0- 0	NEUTRAL	0- 0	0- 0	0- 0				
3- 4	0- 0	0- 1	NON-CONFERENCE	0- 1	1- 0	2- 2				
2- 0	0- 0	0- 0	HOME	0- 0	1- 0	1- 0				
1- 4	0- 0	0- 1	AWAY	0- 1	0- 0	1- 2				
0- 0	0- 0	0- 0	NEUTRAL	0- 0	0- 0	0- 0				
9- 1	0- 0	0- 0	CONFERENCE	0- 0	0- 0	9- 1				
5- 0	0- 0	0- 0	HOME	0- 0	0- 0	5- 0				
4- 1	0- 0	0- 0	AWAY	0- 0	0- 0	4- 1				
0- 0	0- 0	0- 0	NEUTRAL	0- 0	0- 0	0- 0				

RPI 1-25			RPI 26-50			RPI 51-100			RPI 101+ Team's RPI: 129		
RPI	S	Opponent	Score	RPI	S	Opponent	Score	RPI	S	Opponent	Score
				30	A	Old Dominion	44 59	90	A	Wake Forest	46 74
								134	H	UNC Greensboro	72 64
								181	A	Hampton	68 31
								213	H	High Point	73 36
								215	H	Kennesaw St.	63 51
								225	A	UNC Asheville	52 60
								229	H	Gardner-Webb	48 44
								237	A	Radford	43 32
								257	H	Winthrop	63 47
								272	A	Longwood	70 55
								299	A	Presbyterian	53 47
								307	A	Hofstra	55 58
								322	A	N.C. Central	64 67
								335	A	Western Caro.	61 40
								339	H	USC Upstate	50 38
								341	H	Charleston So.	61 36
LAST 10 Division I											
				237	A	Radford	43 32	229	H	Gardner-Webb	48 44
				341	H	Charleston So.	61 36	272	A	Longwood	70 55
				299	A	Presbyterian	53 47	225	A	UNC Asheville	52 60
				257	H	Winthrop	63 47	339	H	USC Upstate	50 38
				181	A	Hampton	68 31	213	H	High Point	73 36

Non-Div I Games: St. Andrews 122 56 Bluefield Col. 65 41

Campbell

Loss, Non-Conf, S Site, H Home A Away N Neutral

Average RPI Win:	289	WON-LOST	WINNING	LAST 10	STRENGTH OF	OPP. STRENGTH	TEAM	ADJ.	CONF.	ADJ CONF.
Average RPI Loss:	211	RECORD	PCT. RANK	GAMES	SCHEDULE	OF SCHEDULE	RPI	RPI	RPI	RPI
DIV. I ONLY	2- 16	338	1-9	282	309	338	338	24	24	
DIV. I NON-CONF.	1- 8	322	0-1	310	296	342	342	25	25	
TOTALS	RPI 1-25	RPI 26-50	W-L RECORDS	RPI 51-100	RPI 101-150	RPI 150+				
2- 16	0- 0	0- 0	OVERALL	0- 4	0- 0	2- 12				
1- 6	0- 0	0- 0	HOME	0- 3	0- 0	1- 3				
1- 9	0- 0	0- 0	AWAY	0- 1	0- 0	1- 8				
0- 1	0- 0	0- 0	NEUTRAL	0- 0	0- 0	0- 1				
1- 8	0- 0	0- 0	NON-CONFERENCE	0- 2	0- 0	1- 6				
1- 2	0- 0	0- 0	HOME	0- 1	0- 0	1- 1				
0- 5	0- 0	0- 0	AWAY	0- 1	0- 0	0- 4				
0- 1	0- 0	0- 0	NEUTRAL	0- 0	0- 0	0- 1				
1- 8	0- 0	0- 0	CONFERENCE	0- 2	0- 0	1- 6				
0- 4	0- 0	0- 0	HOME	0- 2	0- 0	0- 2				
1- 4	0- 0	0- 0	AWAY	0- 0	0- 0	1- 4				
0- 0	0- 0	0- 0	NEUTRAL	0- 0	0- 0	0- 0				

RPI 1-25				RPI 26-50				RPI 51-100				RPI 101+				Team's RPI: 338	
RPI	S	Opponent	Score	RPI	S	Opponent	Score	RPI	S	Opponent	Score	RPI	S	Opponent	Score		
								81	A	Buffalo	55	71	175	A	Quinnipiac	71	74
								83	H	Marist	59	90	179	A	Toledo	65	83
								86	H	Rider	57	70	206	A	Fairfield	70	72
								91	H	Colgate	69	90	214	A	Manhattan	50	68
													236	A	Youngstown St.	59	87
													252	A	Niagara	62	81
													258	A	Stetson	52	68
													279	N	Appalachian St.	57	74
													288	H	St. Bonaventure	84	82
													290	A	Monmouth	71	62
													297	A	Vermont	53	76
													300	H	Siena	63	68
													306	H	Albany (NY)	53	70
													336	H	Saint Peter's	68	86
LAST 10 Division I																	
				252	A	Niagara	62	81	300	H	Siena	63	68				
				336	H	Saint Peter's	68	86	83	H	Marist	59	90				
				86	H	Rider	57	70	290	A	Monmouth	71	62				
				175	A	Quinnipiac	71	74	214	A	Manhattan	50	68				
				206	A	Fairfield	70	72	179	A	Toledo	65	83				

Non-Div I Games:

Canisius

■ Loss,
 ■ Non-Conf,
 ■ S Site,
 ■ H Home
 ■ A Away
 N Neutral

Central Ark.

Through Games Of Jan. 31, 2020

Average RPI Win:	283	WON-LOST	WINNING	LAST 10	STRENGTH OF	OPP. STRENGTH	TEAM	ADJ.	CONF.	ADJ CONF.
Average RPI Loss:	134	RECORD	PCT. RANK	GAMES	SCHEDULE	OF SCHEDULE	RPI	RPI	RPI	RPI
DIV. I ONLY	5- 11	273	4-6	131	289	219	219	23	23	
DIV. I NON-CONF.	1- 5	313	0	25	177	211	211	20	20	
TOTALS	RPI 1-25	RPI 26-50	W-L RECORDS	RPI 51-100	RPI 101-150	RPI 150+				
5- 11	0- 1	0- 1	OVERALL	0- 1	0- 3	5- 5				
2- 3	0- 0	0- 0	HOME	0- 1	0- 0	2- 2				
3- 8	0- 1	0- 1	AWAY	0- 0	0- 3	3- 3				
0- 0	0- 0	0- 0	NEUTRAL	0- 0	0- 0	0- 0				
1- 5	0- 1	0- 1	NON-CONFERENCE	0- 0	0- 1	1- 2				
1- 0	0- 0	0- 0	HOME	0- 0	0- 0	1- 0				
0- 5	0- 1	0- 1	AWAY	0- 0	0- 1	0- 2				
0- 0	0- 0	0- 0	NEUTRAL	0- 0	0- 0	0- 0				
4- 6	0- 0	0- 0	CONFERENCE	0- 1	0- 2	4- 3				
1- 3	0- 0	0- 0	HOME	0- 1	0- 0	1- 2				
3- 3	0- 0	0- 0	AWAY	0- 0	0- 2	3- 1				
0- 0	0- 0	0- 0	NEUTRAL	0- 0	0- 0	0- 0				

RPI S	Opponent	Score	RPI S	Opponent	Score	RPI S	Opponent	Score	RPI S	Opponent	Score	Team's RPI: 219
16	A Texas A&M	46 76	49	A Tennessee	36 63	88	H Abilene Christian	64 74	111	A SFA	41 102	
									123	A Tulane	38 65	
									125	A A&M-Corpus Christi	47 67	
									152	H New Orleans	37 49	
									158	H Sam Houston St.	54 72	
									159	H Jackson St.	57 54	
									201	A Little Rock	48 63	
									223	A Northern Ky.	56 72	
									231	A Southeastern La.	42 63	
									294	A Nicholls St.	53 46	
									312	H Houston Baptist	63 39	
									325	A Incarnate Word	47 37	
									327	A McNeese	70 57	
LAST 10 Division I												
231	A Southeastern La.	42 63	152	H New Orleans	37 49							
88	H Abilene Christian	64 74	327	A McNeese	70 57							
294	A Nicholls St.	53 46	312	H Houston Baptist	63 39							
111	A SFA	41 102	125	A A&M-Corpus Christi	47 67							
158	H Sam Houston St.	54 72	325	A Incarnate Word	47 37							

Non-Div I Games: Hendrix 104 28 Central Baptist 66 43 Crowley's Ridge 82 26

Central Ark.

Loss, Non-Conf, S Site, H Home A Away N Neutral

Average RPI Win:	310	WON-LOST	WINNING	LAST 10	STRENGTH OF	OPP. STRENGTH	TEAM	ADJ.	CONF.	ADJ CONF.
Average RPI Loss:	211	RECORD	PCT. RANK	GAMES	SCHEDULE	OF SCHEDULE	RPI	RPI	RPI	RPI
DIV. I ONLY	2- 18	340	2-8	310	317	344	344	29	29	
DIV. I NON-CONF.	1- 10	329	1-0	269	250	328	328	29	29	
TOTALS	RPI 1-25	RPI 26-50	W-L RECORDS	RPI 51-100	RPI 101-150	RPI 150+				
2- 18	0- 0	0- 1	OVERALL	0- 1	0- 3	2- 13				
1- 7	0- 0	0- 0	HOME	0- 0	0- 1	1- 6				
1- 11	0- 0	0- 1	AWAY	0- 1	0- 2	1- 7				
0- 0	0- 0	0- 0	NEUTRAL	0- 0	0- 0	0- 0				
1- 10	0- 0	0- 1	NON-CONFERENCE	0- 1	0- 2	1- 6				
0- 3	0- 0	0- 0	HOME	0- 0	0- 0	0- 3				
1- 7	0- 0	0- 1	AWAY	0- 1	0- 2	1- 3				
0- 0	0- 0	0- 0	NEUTRAL	0- 0	0- 0	0- 0				
1- 8	0- 0	0- 0	CONFERENCE	0- 0	0- 1	1- 7				
1- 4	0- 0	0- 0	HOME	0- 0	0- 1	1- 3				
0- 4	0- 0	0- 0	AWAY	0- 0	0- 0	0- 4				
0- 0	0- 0	0- 0	NEUTRAL	0- 0	0- 0	0- 0				

RPI 1-25			RPI 26-50			RPI 51-100			RPI 101+			Team's RPI: 344
RPI	S	Opponent	Score	RPI	S	Opponent	Score	RPI	S	Opponent	Score	
				33	A	FGCU	60 94	81	A	Buffalo	56 61	
										108	A	Duquesne 33 72
										135	H	Robert Morris 56 86
										142	A	Lehigh 51 70
										163	A	Fla. Atlantic 54 72
										170	H	Merrimack 56 65
										209	H	UMass Lowell 54 56
										218	H	Brown 73 83
										243	A	Mt. St. Mary's 64 72
										247	H	Saint Francis (PA) 52 64
										264	A	New Hampshire 59 70
										266	A	Sacred Heart 58 66
										266	H	Sacred Heart 52 54
										274	H	Wagner 66 63
										275	A	Pittsburgh 73 81
										306	H	Albany (NY) 63 73
										331	A	Fairleigh Dickinson 47 66
										345	A	Hartford 61 54
										347	A	LIU Brooklyn 61 63
LAST 10 Division I												
				266	H	Sacred Heart	52 54	170	H	Merrimack	56 65	
				274	H	Wagner	66 63	266	A	Sacred Heart	58 66	
				331	A	Fairleigh Dickinson	47 66	247	H	Saint Francis (PA)	52 64	
				243	A	Mt. St. Mary's	64 72	135	H	Robert Morris	56 86	
				347	A	LIU Brooklyn	61 63	345	A	Hartford	61 54	

Non-Div I Games:

Central Conn. St.

■ Loss,
 ■ Non-Conf,
 ■ S Site,
 ■ H Home
 ■ A Away
 N Neutral

Central Mich.

Through Games Of Jan. 31, 2020

Average RPI Win:	142	WON-LOST	WINNING	LAST 10	STRENGTH OF	OPP. STRENGTH	TEAM	ADJ.	CONF.	ADJ CONF.
Average RPI Loss:	56	RECORD	PCT. RANK	GAMES	SCHEDULE	OF SCHEDULE	RPI	RPI	RPI	RPI
DIV. I ONLY	15- 4	36	9-1	25	109	18	18	10	10	
DIV. I NON-CONF.	7- 4	100	1-1	22	59	32	32	10	10	
TOTALS	RPI 1-25	RPI 26-50	W-L RECORDS	RPI 51-100	RPI 101-150	RPI 150+				
15- 4	0- 1	0- 1	OVERALL	6- 1	2- 1	7- 0				
7- 1	0- 0	0- 0	HOME	3- 0	1- 1	3- 0				
8- 3	0- 1	0- 1	AWAY	3- 1	1- 0	4- 0				
0- 0	0- 0	0- 0	NEUTRAL	0- 0	0- 0	0- 0				
7- 4	0- 1	0- 1	NON-CONFERENCE	3- 1	1- 1	3- 0				
4- 1	0- 0	0- 0	HOME	2- 0	1- 1	1- 0				
3- 3	0- 1	0- 1	AWAY	1- 1	0- 0	2- 0				
0- 0	0- 0	0- 0	NEUTRAL	0- 0	0- 0	0- 0				
8- 0	0- 0	0- 0	CONFERENCE	3- 0	1- 0	4- 0				
3- 0	0- 0	0- 0	HOME	1- 0	0- 0	2- 0				
5- 0	0- 0	0- 0	AWAY	2- 0	1- 0	2- 0				
0- 0	0- 0	0- 0	NEUTRAL	0- 0	0- 0	0- 0				

RPI 1-25				RPI 26-50				RPI 51-100				RPI 101+			
RPI	S	Opponent	Score	RPI	S	Opponent	Score	RPI	S	Opponent	Score	RPI	S	Opponent	Score
3	A	Louisville	63 76	28	A	Western Ky.	58 93	61	A	UCF	58 64	128	H	Northeastern	79 63
								72	A	Ohio	73 71	131	H	Green Bay	105 111
								74	A	South Dakota St.	79 74	146	A	Western Mich.	80 70
								77	H	Ball St.	66 39	151	A	Bethune-Cookman	92 67
								81	A	Buffalo	98 93	164	A	Eastern Mich.	89 82
								83	H	Marist	77 54	179	H	Toledo	73 66
								84	H	Dayton	81 80	197	H	Miami (OH)	76 70
												202	A	Akron	77 72
												222	H	Iona	70 50
												273	A	Oakland	65 47
LAST 10 Division I															
				81	A	Buffalo	98 93	197	H	Miami (OH)	76 70				
				179	H	Toledo	73 66	72	A	Ohio	73 71				
				164	A	Eastern Mich.	89 82	202	A	Akron	77 72				
				146	A	Western Mich.	80 70	61	A	UCF	58 64				
				77	H	Ball St.	66 39	151	A	Bethune-Cookman	92 67				

Non-Div I Games:

Central Mich.

■ Loss,
 ■ Non-Conf, S Site,
 ■ Home
 ■ Away
 N Neutral

Charleston So.

Through Games Of Jan. 31, 2020

Average RPI Win:	225	WON-LOST	WINNING	LAST 10	STRENGTH OF	OPP. STRENGTH	TEAM	ADJ.	CONF.	ADJ CONF.
Average RPI Loss:	220	RECORD	PCT. RANK	GAMES	SCHEDULE	OF SCHEDULE	RPI	RPI	RPI	RPI
DIV. I ONLY	1- 16	344	1-9	250	346	341	341	26	26	
DIV. I NON-CONF.	0- 7	338	0	222	329	340	340	28	28	
TOTALS	RPI 1-25	RPI 26-50	W-L RECORDS	RPI 51-100	RPI 101-150	RPI 150+				
1- 16	0- 1	0- 0	OVERALL	0- 1	0- 1	1- 13				
0- 9	0- 0	0- 0	HOME	0- 0	0- 0	0- 9				
1- 7	0- 1	0- 0	AWAY	0- 1	0- 1	1- 4				
0- 0	0- 0	0- 0	NEUTRAL	0- 0	0- 0	0- 0				
0- 7	0- 1	0- 0	NON-CONFERENCE	0- 1	0- 0	0- 5				
0- 4	0- 0	0- 0	HOME	0- 0	0- 0	0- 4				
0- 3	0- 1	0- 0	AWAY	0- 1	0- 0	0- 1				
0- 0	0- 0	0- 0	NEUTRAL	0- 0	0- 0	0- 0				
1- 9	0- 0	0- 0	CONFERENCE	0- 0	0- 1	1- 8				
0- 5	0- 0	0- 0	HOME	0- 0	0- 0	0- 5				
1- 4	0- 0	0- 0	AWAY	0- 0	0- 1	1- 3				
0- 0	0- 0	0- 0	NEUTRAL	0- 0	0- 0	0- 0				

RPI 1-25				RPI 26-50				RPI 51-100				RPI 101+ Team's RPI: 341			
RPI	S	Opponent	Score	RPI	S	Opponent	Score	RPI	S	Opponent	Score	RPI	S	Opponent	Score
23	A	Florida St.	36 88					60	A	North Carolina	54 85	129	A	Campbell	36 61
												151	H	Bethune-Cookman	41 81
												181	H	Hampton	59 64
												196	H	North Dakota	57 73
												213	H	High Point	70 84
												225	A	UNC Asheville	60 48
												229	H	Gardner-Webb	52 79
												237	A	Radford	35 72
												248	H	Col. of Charleston	70 79
												257	H	Winthrop	53 58
												272	A	Longwood	64 84
												299	H	Presbyterian	46 67
												335	A	Western Caro.	64 69
												339	A	USC Upstate	53 70
												349	H	South Carolina St.	75 81
LAST 10 Division I															
299	H	Presbyterian	46 67	213	H	High Point	70 84								
257	H	Winthrop	53 58	272	A	Longwood	64 84								
129	A	Campbell	36 61	237	A	Radford	35 72								
181	H	Hampton	59 64	229	H	Gardner-Webb	52 79								
225	A	UNC Asheville	60 48	339	A	USC Upstate	53 70								

Non-Div I Games: Columbia (SC) 76 59 Virginia-Lynchburg 92 55

Charleston So.

Loss, Non-Conf, S Site, H Home A Away N Neutral

Average RPI Win:	190	WON-LOST	WINNING	LAST 10	STRENGTH OF	OPP. STRENGTH	TEAM	ADJ.	CONF.	ADJ CONF.
Average RPI Loss:	69	RECORD	PCT. RANK	GAMES	SCHEDULE	OF SCHEDULE	RPI	RPI	RPI	RPI
DIV. I ONLY	13- 6	68	6-4	127	96	70	70	13	13	
DIV. I NON-CONF.	9- 2	38	2-0	163	72	56	56	14	14	
TOTALS	RPI 1-25	RPI 26-50	W-L RECORDS	RPI 51-100	RPI 101-150	RPI 150+				
13- 6	0- 1	0- 3	OVERALL	3- 0	3- 1	7- 1				
6- 2	0- 0	0- 1	HOME	0- 0	1- 1	5- 0				
5- 4	0- 1	0- 2	AWAY	2- 0	1- 0	2- 1				
2- 0	0- 0	0- 0	NEUTRAL	1- 0	1- 0	0- 0				
9- 2	0- 1	0- 0	NON-CONFERENCE	3- 0	2- 1	4- 0				
4- 1	0- 0	0- 0	HOME	0- 0	1- 1	3- 0				
3- 1	0- 1	0- 0	AWAY	2- 0	0- 0	1- 0				
2- 0	0- 0	0- 0	NEUTRAL	1- 0	1- 0	0- 0				
4- 4	0- 0	0- 3	CONFERENCE	0- 0	1- 0	3- 1				
2- 1	0- 0	0- 1	HOME	0- 0	0- 0	2- 0				
2- 3	0- 0	0- 2	AWAY	0- 0	1- 0	1- 1				
0- 0	0- 0	0- 0	NEUTRAL	0- 0	0- 0	0- 0				

RPI 1-25				RPI 26-50				RPI 51-100				Team's RPI: 70		RPI 101+			
RPI	S	Opponent	Score	RPI	S	Opponent	Score	RPI	S	Opponent	Score			RPI	S	Opponent	Score
22	A	Kentucky	39 86	28	H	Western Ky.	56 60	66	N	Boston College	84 68			118	H	Richmond	78 59
				30	A	Old Dominion	51 54	90	A	Wake Forest	77 65			120	H	Fordham	51 76
				48	A	Middle Tenn.	59 83	95	A	Davidson	75 64			123	N	Tulane	60 56
														127	A	UAB	83 75
														163	A	Fla. Atlantic	44 65
														220	H	Delaware	61 57
														229	H	Gardner-Webb	74 49
														250	H	Louisiana Tech	55 37
														267	H	Marshall	52 46
														268	A	East Carolina	59 47
														292	A	FIU	64 50
														324	H	UMES	64 44
LAST 10 Division I																	
				250	H	Louisiana Tech	55 37	30	A	Old Dominion	51 54						
				292	A	FIU	64 50	48	A	Middle Tenn.	59 83						
				163	A	Fla. Atlantic	44 65	127	A	UAB	83 75						
				28	H	Western Ky.	56 60	324	H	UMES	64 44						
				267	H	Marshall	52 46	95	A	Davidson	75 64						

Non-Div I Games:

Charlotte

■ Loss,
 ■ Non-Conf, S Site,
 ■ Home
 ■ Away
 N Neutral

Chattanooga

Through Games Of Jan. 31, 2020

Average RPI Win:	228	WON-LOST	WINNING	LAST 10	STRENGTH OF	OPP. STRENGTH	TEAM	ADJ.	CONF.	ADJ CONF.
Average RPI Loss:	123	RECORD	PCT. RANK	GAMES	SCHEDULE	OF SCHEDULE	RPI	RPI	RPI	RPI
DIV. I ONLY	4- 16	311	3-7	61	175	230	230	25	25	
DIV. I NON-CONF.	1- 13	337	0-4	9	118	213	213	22	22	
TOTALS	RPI 1-25	RPI 26-50	W-L RECORDS	RPI 51-100	RPI 101-150	RPI 150+				
4- 16	0- 2	0- 1	OVERALL	0- 6	1- 1	3- 6				
2- 6	0- 0	0- 1	HOME	0- 2	0- 0	2- 3				
2- 10	0- 2	0- 0	AWAY	0- 4	1- 1	1- 3				
0- 0	0- 0	0- 0	NEUTRAL	0- 0	0- 0	0- 0				
1- 13	0- 2	0- 1	NON-CONFERENCE	0- 6	1- 0	0- 4				
0- 6	0- 0	0- 1	HOME	0- 2	0- 0	0- 3				
1- 7	0- 2	0- 0	AWAY	0- 4	1- 0	0- 1				
0- 0	0- 0	0- 0	NEUTRAL	0- 0	0- 0	0- 0				
3- 3	0- 0	0- 0	CONFERENCE	0- 0	0- 1	3- 2				
2- 0	0- 0	0- 0	HOME	0- 0	0- 0	2- 0				
1- 3	0- 0	0- 0	AWAY	0- 0	0- 1	1- 2				
0- 0	0- 0	0- 0	NEUTRAL	0- 0	0- 0	0- 0				

RPI 1-25				RPI 26-50				RPI 51-100				RPI 101+ Team's RPI: 230			
RPI	S	Opponent	Score	RPI	S	Opponent	Score	RPI	S	Opponent	Score	RPI	S	Opponent	Score
3	A	Louisville	37 86	27	H	Purdue	34 66	56	A	Belmont	50 63	113	A	Liberty	71 54
17	A	NC State	38 74					64	H	Troy	51 90	134	A	UNC Greensboro	41 49
								72	H	Ohio	58 70	168	A	Samford	46 60
								73	A	UT Martin	51 78	176	H	Austin Peay	49 50
								74	A	South Dakota St.	56 71	177	H	Furman	60 52
								98	A	Cincinnati	53 72	181	H	Hampton	55 84
												226	H	Northern Colo.	42 59
												281	A	Eastern Ky.	65 71
												286	H	Wofford	80 76
												320	A	Mercer	48 55
												335	A	Western Caro.	59 52
LAST 10 Division I															
320	A	Mercer	48 55	335	A	Western Caro.	59 52	72	H	Ohio	58 70				
168	A	Samford	46 60					17	A	NC State	38 74				
177	H	Furman	60 52					64	H	Troy	51 90				
286	H	Wofford	80 76					74	A	South Dakota St.	56 71				
134	A	UNC Greensboro	41 49												

Non-Div I Games:

Chattanooga

■ Loss,
■ Non-Conf, S Site,
■ Home
■ Away
N Neutral

Average RPI Win:	155	WON-LOST	WINNING	LAST 10	STRENGTH OF	OPP. STRENGTH	TEAM	ADJ.	CONF.	ADJ CONF.
Average RPI Loss:	228	RECORD	PCT. RANK	GAMES	SCHEDULE	OF SCHEDULE	RPI	RPI	RPI	RPI
DIV. I ONLY	1- 19	348	1-9	312	293	348	348	32	32	
DIV. I NON-CONF.	0- 13	338	0-3	257	236	341	341	32	32	
TOTALS	RPI 1-25	RPI 26-50	W-L RECORDS	RPI 51-100	RPI 101-150	RPI 150+				
1- 19	0- 0	0- 1	OVERALL	0- 1	0- 4	1- 13				
0- 9	0- 0	0- 1	HOME	0- 0	0- 2	0- 6				
1- 9	0- 0	0- 0	AWAY	0- 1	0- 2	1- 6				
0- 1	0- 0	0- 0	NEUTRAL	0- 0	0- 0	0- 1				
0- 13	0- 0	0- 1	NON-CONFERENCE	0- 1	0- 4	0- 7				
0- 6	0- 0	0- 1	HOME	0- 0	0- 2	0- 3				
0- 6	0- 0	0- 0	AWAY	0- 1	0- 2	0- 3				
0- 1	0- 0	0- 0	NEUTRAL	0- 0	0- 0	0- 1				
1- 6	0- 0	0- 0	CONFERENCE	0- 0	0- 0	1- 6				
0- 3	0- 0	0- 0	HOME	0- 0	0- 0	0- 3				
1- 3	0- 0	0- 0	AWAY	0- 0	0- 0	1- 3				
0- 0	0- 0	0- 0	NEUTRAL	0- 0	0- 0	0- 0				

RPI 1-25				RPI 26-50				RPI 51-100				RPI 101+				Team's RPI: 348	
RPI	S	Opponent	Score	RPI	S	Opponent	Score	RPI	S	Opponent	Score	RPI	S	Opponent	Score		
				26	H	Arizona	50 82					112	H	Loyola Chicago	53 98		
												131	H	Green Bay	46 102		
												145	A	Illinois	66 96		
												146	A	Western Mich.	69 90		
												155	A	CSU Bakersfield	60 58		
												162	A	Valparaiso	49 95		
												212	H	Western Ill.	78 88		
												249	A	Grand Canyon	49 69		
												263	N	UC Santa Barbara	65 96		
												273	H	Oakland	70 98		
												283	A	Nevada	60 80		
												293	H	California Baptist	65 80		
												310	H	New Mexico St.	60 73		
												319	H	UTRGV	67 87		
												323	A	Utah Valley	58 89		
												326	A	Evansville	42 76		
												329	A	Seattle U	51 80		
												334	H	UIC	61 73		
LAST 10 Division I																	
				293	H	California Baptist	65 80	329	A	Seattle U	51 80						
				155	A	CSU Bakersfield	60 58	323	A	Utah Valley	58 89						
				249	A	Grand Canyon	49 69	162	A	Valparaiso	49 95						
				319	H	UTRGV	67 87	326	A	Evansville	42 76						
				310	H	New Mexico St.	60 73	146	A	Western Mich.	69 90						

Non-Div I Games:

Chicago St.

Loss, Non-Conf, S Site, H Home A Away N Neutral

Average RPI Win:	177	WON-LOST	WINNING	LAST 10	STRENGTH OF	OPP. STRENGTH	TEAM	ADJ.	CONF.	ADJ CONF.
Average RPI Loss:	59	RECORD	PCT. RANK	GAMES	SCHEDULE	OF SCHEDULE	RPI	RPI	RPI	RPI
DIV. I ONLY	13- 7	86	7-3	140	37	98	98	9	9	
DIV. I NON-CONF.	9- 4	84	3-0	253	27	153	153	9	9	
TOTALS	RPI 1-25	RPI 26-50	W-L RECORDS	RPI 51-100	RPI 101-150	RPI 150+				
13- 7	0- 2	0- 1	OVERALL	4- 3	1- 1	8- 0				
10- 2	0- 0	0- 1	HOME	4- 1	0- 0	6- 0				
3- 3	0- 1	0- 0	AWAY	0- 1	1- 1	2- 0				
0- 2	0- 1	0- 0	NEUTRAL	0- 1	0- 0	0- 0				
9- 4	0- 1	0- 1	NON-CONFERENCE	2- 2	1- 0	6- 0				
7- 2	0- 0	0- 1	HOME	2- 1	0- 0	5- 0				
2- 0	0- 0	0- 0	AWAY	0- 0	1- 0	1- 0				
0- 2	0- 1	0- 0	NEUTRAL	0- 1	0- 0	0- 0				
4- 3	0- 1	0- 0	CONFERENCE	2- 1	0- 1	2- 0				
3- 0	0- 0	0- 0	HOME	2- 0	0- 0	1- 0				
1- 3	0- 1	0- 0	AWAY	0- 1	0- 1	1- 0				
0- 0	0- 0	0- 0	NEUTRAL	0- 0	0- 0	0- 0				

RPI 1-25				RPI 26-50				RPI 51-100				RPI 101+			
RPI	S	Opponent	Score	RPI	S	Opponent	Score	RPI	S	Opponent	Score	RPI	S	Opponent	Score
6	N	Iowa	61 69	32	H	Ohio St.	73 78	53	H	Temple	86 81	104	A	VCU	58 56
10	A	UConn	50 80					61	H	UCF	81 64	123	A	Tulane	59 64
								65	N	Bucknell	48 56	165	H	Houston	85 66
								76	A	South Fla.	68 76	183	A	Memphis	73 66
								77	H	Ball St.	63 56	197	H	Miami (OH)	98 68
								99	H	Saint Louis	50 60	230	H	Chattanooga	72 53
								100	H	Utah	68 62	233	A	Xavier	85 78
												275	H	Pittsburgh	69 53
												277	H	Alabama A&M	62 47
												342	H	Coppin St.	86 40
LAST 10 Division I															
				10	A	UConn	50 80	183	A	Memphis	73 66				
				53	H	Temple	86 81	76	A	South Fla.	68 76				
				165	H	Houston	85 66	342	H	Coppin St.	86 40				
				123	A	Tulane	59 64	275	H	Pittsburgh	69 53				
				61	H	UCF	81 64	277	H	Alabama A&M	62 47				

Non-Div I Games:

Cincinnati

Average RPI Win:	226	WON-LOST	WINNING	LAST 10	STRENGTH OF	OPP. STRENGTH	TEAM	ADJ.	CONF.	ADJ CONF.
Average RPI Loss:	69	RECORD	PCT. RANK	GAMES	SCHEDULE	OF SCHEDULE	RPI	RPI	RPI	RPI
DIV. I ONLY	7- 14	257	3-7	52	53	171	171	5	5	
DIV. I NON-CONF.	4- 7	225	0-1	129	144	220	220	3	3	
TOTALS	RPI 1-25	RPI 26-50	W-L RECORDS	RPI 51-100	RPI 101-150	RPI 150+				
7- 14	0- 6	1- 1	OVERALL	0- 4	1- 1	5- 2				
4- 7	0- 4	1- 0	HOME	0- 1	0- 1	3- 1				
2- 6	0- 1	0- 1	AWAY	0- 3	1- 0	1- 1				
1- 1	0- 1	0- 0	NEUTRAL	0- 0	0- 0	1- 0				
4- 7	0- 3	0- 0	NON-CONFERENCE	0- 1	0- 1	4- 2				
2- 4	0- 1	0- 0	HOME	0- 1	0- 1	2- 1				
1- 2	0- 1	0- 0	AWAY	0- 0	0- 0	1- 1				
1- 1	0- 1	0- 0	NEUTRAL	0- 0	0- 0	1- 0				
3- 7	0- 3	1- 1	CONFERENCE	0- 3	1- 0	1- 0				
2- 3	0- 3	1- 0	HOME	0- 0	0- 0	1- 0				
1- 4	0- 0	0- 1	AWAY	0- 3	1- 0	0- 0				
0- 0	0- 0	0- 0	NEUTRAL	0- 0	0- 0	0- 0				

RPI	S	Opponent	Score	RPI	S	Opponent	Score	RPI	S	Opponent	Score	RPI	S	Opponent	Score	Team's RPI: 171
2	H	South Carolina	48 84	35	A	Virginia Tech	50 71	59	A	Miami (FL)	64 68	124	A	Notre Dame	71 55	
3	H	Louisville	50 75	39	H	Duke	62 58	62	A	Georgia Tech	47 49	137	H	N.C. A&T	74 82	
6	A	Iowa	60 74					69	H	Alabama	54 67	177	H	Furman	77 71	
6	N	Maryland	44 63					90	A	Wake Forest	58 63	187	A	Penn St.	55 68	
17	H	NC State	60 79									275	H	Navy	52 65	
23	H	Florida St.	64 81									275	H	Pittsburgh	75 67	
												318	N	Alcorn	77 46	
												320	A	Mercer	65 61	
												328	H	Alabama St.	76 43	
LAST 10 Division I																
17	H	NC State	60 79	62	A	Georgia Tech	47 49									
35	A	Virginia Tech	50 71	90	A	Wake Forest	58 63									
59	A	Miami (FL)	64 68	3	H	Louisville	50 75									
39	H	Duke	62 58	124	A	Notre Dame	71 55									
275	H	Pittsburgh	75 67	137	H	N.C. A&T	74 82									

Non-Div I Games:

Clemson

■ Loss,
■ Non-Conf,
■ S Site,
■ H Home
■ A Away
N Neutral

Average RPI Win:	278	WON-LOST	WINNING	LAST 10	STRENGTH OF	OPP. STRENGTH	TEAM	ADJ.	CONF.	ADJ CONF.
Average RPI Loss:	155	RECORD	PCT. RANK	GAMES	SCHEDULE	OF SCHEDULE	RPI	RPI	RPI	RPI
DIV. I ONLY	13- 6	68	5-5	347	207	192	192	21	21	
DIV. I NON-CONF.	8- 1	27	0	351	187	178	178	19	19	
TOTALS	RPI 1-25	RPI 26-50	W-L RECORDS	RPI 51-100	RPI 101-150	RPI 150+				
13- 6	0- 0	0- 0	OVERALL	0- 2	0- 1	13- 3				
4- 2	0- 0	0- 0	HOME	0- 1	0- 1	4- 0				
9- 4	0- 0	0- 0	AWAY	0- 1	0- 0	9- 3				
0- 0	0- 0	0- 0	NEUTRAL	0- 0	0- 0	0- 0				
8- 1	0- 0	0- 0	NON-CONFERENCE	0- 0	0- 0	8- 1				
1- 0	0- 0	0- 0	HOME	0- 0	0- 0	1- 0				
7- 1	0- 0	0- 0	AWAY	0- 0	0- 0	7- 1				
0- 0	0- 0	0- 0	NEUTRAL	0- 0	0- 0	0- 0				
5- 5	0- 0	0- 0	CONFERENCE	0- 2	0- 1	5- 2				
3- 2	0- 0	0- 0	HOME	0- 1	0- 1	3- 0				
2- 3	0- 0	0- 0	AWAY	0- 1	0- 0	2- 2				
0- 0	0- 0	0- 0	NEUTRAL	0- 0	0- 0	0- 0				

RPI 1-25				RPI 26-50				RPI 51-100				RPI 101+				Team's RPI: 192	
RPI	S	Opponent	Score	RPI	S	Opponent	Score	RPI	S	Opponent	Score	RPI	S	Opponent	Score		
								57	A	IUPUI	48	58	131	H	Green Bay	54	74
								57	H	IUPUI	53	78	161	A	Wright St.	62	78
													202	H	Akron	66	62
													204	A	Bowling Green	62	89
													223	A	Northern Ky.	73	68
													236	H	Youngstown St.	60	52
													240	A	ETSU	62	54
													256	A	Delaware St.	57	49
													271	H	Milwaukee	58	49
													273	A	Oakland	79	58
													288	A	St. Bonaventure	65	62
													298	A	Omaha	79	66
													307	A	Hofstra	61	51
													317	A	Detroit Mercy	59	70
													334	H	UIC	84	44
													335	A	Western Caro.	68	61
													347	A	LIU Brooklyn	79	49
LAST 10 Division I																	
				57	A	IUPUI	48	58	236	H	Youngstown St.	60	52				
				131	H	Green Bay	54	74	223	A	Northern Ky.	73	68				
				271	H	Milwaukee	58	49	161	A	Wright St.	62	78				
				273	A	Oakland	79	58	57	H	IUPUI	53	78				
				317	A	Detroit Mercy	59	70	334	H	UIC	84	44				

Non-Div I Games: Davis & Elkins 110 41 Lake Erie 95 49

Cleveland St.

Loss, Non-Conf, S Site, H Home A Away N Neutral

Average RPI Win: 247	WON-LOST	WINNING	LAST 10	STRENGTH OF	OPP. STRENGTH	TEAM	ADJ.	CONF.	ADJ CONF.
Average RPI Loss: 131	RECORD	PCT. RANK	GAMES	SCHEDULE	OF SCHEDULE	RPI	RPI	RPI	RPI
DIV. I ONLY	14- 3	26	8-2	331	217	119	119	22	22
DIV. I NON-CONF.	8- 1	27	2-0	343	259	164	164	21	21
TOTALS	RPI 1-25	RPI 26-50	W-L RECORDS	RPI 51-100	RPI 101-150	RPI 150+			
14- 3	0- 0	0- 0	OVERALL	1- 1	1- 1	12- 1			
7- 1	0- 0	0- 0	HOME	1- 0	1- 1	5- 0			
6- 2	0- 0	0- 0	AWAY	0- 1	0- 0	6- 1			
1- 0	0- 0	0- 0	NEUTRAL	0- 0	0- 0	1- 0			
8- 1	0- 0	0- 0	NON-CONFERENCE	0- 0	1- 1	7- 0			
4- 1	0- 0	0- 0	HOME	0- 0	1- 1	3- 0			
3- 0	0- 0	0- 0	AWAY	0- 0	0- 0	3- 0			
1- 0	0- 0	0- 0	NEUTRAL	0- 0	0- 0	1- 0			
6- 2	0- 0	0- 0	CONFERENCE	1- 1	0- 0	5- 1			
3- 0	0- 0	0- 0	HOME	1- 0	0- 0	2- 0			
3- 2	0- 0	0- 0	AWAY	0- 1	0- 0	3- 1			
0- 0	0- 0	0- 0	NEUTRAL	0- 0	0- 0	0- 0			

RPI 1-25				RPI 26-50				RPI 51-100				RPI 101+				Team's RPI: 119	
RPI	S	Opponent	Score	RPI	S	Opponent	Score	RPI	S	Opponent	Score	RPI	S	Opponent	Score		
								64	A	Troy	77	84	118	H	Richmond	67	79
								97	H	UT Arlington	62	56	134	H	UNC Greensboro	63	54
													157	N	Elon	76	65
													201	A	Little Rock	68	48
													211	A	Arkansas St.	61	63
													221	H	George Mason	74	59
													245	A	UNCW	62	43
													259	A	South Alabama	71	62
													279	A	Appalachian St.	80	53
													284	H	Ga. Southern	66	59
													286	A	Wofford	78	73
													291	H	Texas St.	75	67
													314	H	Ark.-Pine Bluff	76	69
													335	A	Western Caro.	66	43
													349	H	South Carolina St.	85	44
LAST 10 Division I																	
				284	H	Ga. Southern	66	59	291	H	Texas St.	75	67				
				211	A	Arkansas St.	61	63	259	A	South Alabama	71	62				
				279	A	Appalachian St.	80	53	64	A	Troy	77	84				
				201	A	Little Rock	68	48	349	H	South Carolina St.	85	44				
				97	H	UT Arlington	62	56	157	N	Elon	76	65				

Non-Div I Games: UNC Pembroke 86 44 Wesleyan (GA) 132 32

Coastal Caro.

■ Loss,
 ■ Non-Conf,
 ■ S Site,
 ■ H Home
 ■ A Away
 N Neutral

Average RPI Win:	261	WON-LOST	WINNING	LAST 10	STRENGTH OF	OPP. STRENGTH	TEAM	ADJ.	CONF.	ADJ CONF.
Average RPI Loss:	155	RECORD	PCT. RANK	GAMES	SCHEDULE	OF SCHEDULE	RPI	RPI	RPI	RPI
DIV. I ONLY	9- 9	171	5-5	314	245	248	248	14	14	
DIV. I NON-CONF.	6- 4	123	2-0	346	337	276	276	13	13	
TOTALS	RPI 1-25	RPI 26-50	W-L RECORDS	RPI 51-100	RPI 101-150	RPI 150+				
9- 9	0- 0	0- 1	OVERALL	1- 1	0- 3	8- 4				
5- 4	0- 0	0- 1	HOME	1- 0	0- 1	4- 2				
4- 5	0- 0	0- 0	AWAY	0- 1	0- 2	4- 2				
0- 0	0- 0	0- 0	NEUTRAL	0- 0	0- 0	0- 0				
6- 4	0- 0	0- 0	NON-CONFERENCE	0- 1	0- 1	6- 2				
2- 2	0- 0	0- 0	HOME	0- 0	0- 1	2- 1				
4- 2	0- 0	0- 0	AWAY	0- 1	0- 0	4- 1				
0- 0	0- 0	0- 0	NEUTRAL	0- 0	0- 0	0- 0				
3- 5	0- 0	0- 1	CONFERENCE	1- 0	0- 2	2- 2				
3- 2	0- 0	0- 1	HOME	1- 0	0- 0	2- 1				
0- 3	0- 0	0- 0	AWAY	0- 0	0- 2	0- 1				
0- 0	0- 0	0- 0	NEUTRAL	0- 0	0- 0	0- 0				

RPI 1-25				RPI 26-50				RPI 51-100				RPI 101+				Team's RPI: 248	
RPI	S	Opponent	Score	RPI	S	Opponent	Score	RPI	S	Opponent	Score	RPI	S	Opponent	Score		
				43	H	James Madison	53 87	68	H	Drexel	73 59	128	A	Northeastern	68 72		
								90	A	Wake Forest	50 106	134	H	UNC Greensboro	56 69		
												149	A	William & Mary	60 85		
												157	A	Elon	48 90		
												174	H	Towson	62 79		
												213	A	High Point	79 70		
												220	H	Delaware	84 73		
												221	H	George Mason	61 72		
												245	H	UNCW	67 63		
												257	A	Winthrop	84 73		
												299	A	Presbyterian	54 58		
												322	H	N.C. Central	85 78		
												335	H	Western Caro.	73 62		
												341	A	Charleston So.	79 70		
												349	A	South Carolina St.	76 55		
LAST 10 Division I																	
				128	A	Northeastern	68 72	157	A	Elon	48 90						
				245	H	UNCW	67 63	220	H	Delaware	84 73						
				43	H	James Madison	53 87	68	H	Drexel	73 59						
				174	H	Towson	62 79	335	H	Western Caro.	73 62						
				149	A	William & Mary	60 85	341	A	Charleston So.	79 70						

Non-Div I Games: Coker

82 57

Col. of Charleston

■ Loss,
 ■ Non-Conf,
 ■ S Site,
 ■ H Home
 ■ A Away
 N Neutral

Colgate

Through Games Of Jan. 31, 2020

Average RPI Win:	234	WON-LOST	WINNING	LAST 10	STRENGTH OF	OPP. STRENGTH	TEAM	ADJ.	CONF.	ADJ CONF.
Average RPI Loss:	101	RECORD	PCT. RANK	GAMES	SCHEDULE	OF SCHEDULE	RPI	RPI	RPI	RPI
DIV. I ONLY	14- 6	59	7-3	234	140	91	91	15	15	
DIV. I NON-CONF.	8- 3	68	1-0	206	151	70	70	15	15	
TOTALS	RPI 1-25	RPI 26-50	W-L RECORDS	RPI 51-100	RPI 101-150	RPI 150+				
14- 6	0- 1	1- 0	OVERALL	0- 3	1- 0	12- 2				
9- 0	0- 0	1- 0	HOME	0- 0	0- 0	8- 0				
5- 6	0- 1	0- 0	AWAY	0- 3	1- 0	4- 2				
0- 0	0- 0	0- 0	NEUTRAL	0- 0	0- 0	0- 0				
8- 3	0- 1	1- 0	NON-CONFERENCE	0- 2	1- 0	6- 0				
5- 0	0- 0	1- 0	HOME	0- 0	0- 0	4- 0				
3- 3	0- 1	0- 0	AWAY	0- 2	1- 0	2- 0				
0- 0	0- 0	0- 0	NEUTRAL	0- 0	0- 0	0- 0				
6- 3	0- 0	0- 0	CONFERENCE	0- 1	0- 0	6- 2				
4- 0	0- 0	0- 0	HOME	0- 0	0- 0	4- 0				
2- 3	0- 0	0- 0	AWAY	0- 1	0- 0	2- 2				
0- 0	0- 0	0- 0	NEUTRAL	0- 0	0- 0	0- 0				

RPI 1-25				RPI 26-50				RPI 51-100 Team's RPI: 91				RPI 101+			
RPI	S	Opponent	Score	RPI	S	Opponent	Score	RPI	S	Opponent	Score	RPI	S	Opponent	Score
14	A	Northwestern	44 73	37	H	Yale	70 67	65	A	Bucknell	43 66	140	A	Cornell	62 58
								69	A	Alabama	52 72	172	A	American	61 63
								99	A	Saint Louis	51 61	172	H	American	63 62
												184	A	Lafayette	39 55
												184	H	Lafayette	73 52
												189	A	Boston U.	70 61
												209	H	UMass Lowell	73 51
												252	H	Niagara	85 72
												274	H	Wagner	74 58
												275	H	Navy	80 55
												285	A	Loyola Maryland	76 74
												289	H	Army West Point	100 93
												300	H	Siena	88 51
												332	A	NJIT	79 52
												338	A	Canisius	90 69
LAST 10 Division I															
184	A	Lafayette	39 55	275	H	Navy	80 55								
172	H	American	63 62	285	A	Loyola Maryland	76 74								
65	A	Bucknell	43 66	289	H	Army West Point	100 93								
189	A	Boston U.	70 61	172	A	American	61 63								
184	H	Lafayette	73 52	274	H	Wagner	74 58								

Non-Div I Games:

Colgate

■ Loss,
 ■ Non-Conf,
 S Site,
 ■ Home
 ■ Away
 N Neutral

Average RPI Win:	188	WON-LOST	WINNING	LAST 10	STRENGTH OF	OPP. STRENGTH	TEAM	ADJ.	CONF.	ADJ CONF.
Average RPI Loss:	23	RECORD	PCT. RANK	GAMES	SCHEDULE	OF SCHEDULE	RPI	RPI	RPI	RPI
DIV. I ONLY	14- 6	59	4-6	78	41	50	50	1	1	
DIV. I NON-CONF.	11- 0	1	1-0	277	203	53	53	1	1	
TOTALS	RPI 1-25	RPI 26-50	W-L RECORDS	RPI 51-100	RPI 101-150	RPI 150+				
14- 6	0- 5	0- 0	OVERALL	2- 1	5- 0	7- 0				
7- 3	0- 2	0- 0	HOME	1- 1	2- 0	4- 0				
6- 3	0- 3	0- 0	AWAY	1- 0	2- 0	3- 0				
1- 0	0- 0	0- 0	NEUTRAL	0- 0	1- 0	0- 0				
11- 0	0- 0	0- 0	NON-CONFERENCE	0- 0	4- 0	7- 0				
6- 0	0- 0	0- 0	HOME	0- 0	2- 0	4- 0				
4- 0	0- 0	0- 0	AWAY	0- 0	1- 0	3- 0				
1- 0	0- 0	0- 0	NEUTRAL	0- 0	1- 0	0- 0				
3- 6	0- 5	0- 0	CONFERENCE	2- 1	1- 0	0- 0				
1- 3	0- 2	0- 0	HOME	1- 1	0- 0	0- 0				
2- 3	0- 3	0- 0	AWAY	1- 0	1- 0	0- 0				
0- 0	0- 0	0- 0	NEUTRAL	0- 0	0- 0	0- 0				

RPI	S	Opponent	Score	RPI	S	Opponent	Score	Team's RPI: 50	RPI	S	Opponent	Score	RPI	S	Opponent	Score
1	A	Oregon	46 104						87	H	Southern California	66 53	110	H	Texas Southern	74 50
4	A	Stanford	68 76						100	A	Utah	80 70	122	H	Wisconsin	74 57
8	H	UCLA	62 65						100	H	Utah	69 84	123	A	Tulane	62 52
11	A	Oregon St.	60 72										127	N	UAB	77 69
11	H	Oregon St.	52 79										139	A	California	62 50
LAST 10 Division I																
11	H	Oregon St.	52 79	87	H	Southern California	66 53		11	A	Oregon St.	60 72				
139	A	California	62 50	1	A	Oregon	46 104		100	A	Utah	80 70				
4	A	Stanford	68 76	123	A	Tulane	62 52									
100	H	Utah	69 84													
8	H	UCLA	62 65													

Non-Div I Games:

Colorado

■ Loss,
 ■ Non-Conf, S Site,
 ■ Home
 ■ Away
 N Neutral




































Average RPI Win:	283	WON-LOST	WINNING	LAST 10	STRENGTH OF	OPP. STRENGTH	TEAM	ADJ.	CONF.	ADJ CONF.
Average RPI Loss:	151	RECORD	PCT. RANK	GAMES	SCHEDULE	OF SCHEDULE	RPI	RPI	RPI	RPI
DIV. I ONLY	8- 11	219	5-5	261	276	270	270	17	17	
DIV. I NON-CONF.	4- 5	195	1-1	292	290	278	278	23	23	
TOTALS	RPI 1-25	RPI 26-50	W-L RECORDS	RPI 51-100	RPI 101-150	RPI 150+				
8- 11	0- 0	0- 2	OVERALL	0- 2	0- 2	8- 5				
6- 4	0- 0	0- 1	HOME	0- 0	0- 2	6- 1				
2- 7	0- 0	0- 1	AWAY	0- 2	0- 0	2- 4				
0- 0	0- 0	0- 0	NEUTRAL	0- 0	0- 0	0- 0				
4- 5	0- 0	0- 2	NON-CONFERENCE	0- 1	0- 0	4- 2				
3- 2	0- 0	0- 1	HOME	0- 0	0- 0	3- 1				
1- 3	0- 0	0- 1	AWAY	0- 1	0- 0	1- 1				
0- 0	0- 0	0- 0	NEUTRAL	0- 0	0- 0	0- 0				
4- 6	0- 0	0- 0	CONFERENCE	0- 1	0- 2	4- 3				
3- 2	0- 0	0- 0	HOME	0- 0	0- 2	3- 0				
1- 4	0- 0	0- 0	AWAY	0- 1	0- 0	1- 3				
0- 0	0- 0	0- 0	NEUTRAL	0- 0	0- 0	0- 0				

RPI 1-25				RPI 26-50				RPI 51-100				RPI 101+				Team's RPI: 270
RPI	S	Opponent	Score	RPI	S	Opponent	Score	RPI	S	Opponent	Score	RPI	S	Opponent	Score	
				49	A	Tennessee	41 79	82	A	Fresno St.	53 55	109	H	Boise St.	69 72	
				50	H	Colorado	75 79	92	A	Idaho	54 61	126	H	San Jose St.	53 58	
												195	A	New Mexico	62 73	
												200	H	Northern Ill.	75 80	
												205	A	Wyoming	56 49	
												224	A	Tulsa	55 61	
												226	A	Northern Colo.	75 58	
												255	A	San Diego St.	49 59	
												282	H	UC Riverside	52 40	
												283	A	Nevada	63 74	
												283	H	Nevada	75 70	
												287	H	Utah St.	56 55	
												308	H	Air Force	60 40	
												325	H	Incarnate Word	75 47	
												351	H	Mississippi Val.	65 46	
LAST 10 Division I																
				283	A	Nevada	63 74	126	H	San Jose St.	53 58					
				287	H	Utah St.	56 55	205	A	Wyoming	56 49					
				82	A	Fresno St.	53 55	283	H	Nevada	75 70					
				308	H	Air Force	60 40	224	A	Tulsa	55 61					
				195	A	New Mexico	62 73	351	H	Mississippi Val.	65 46					

Non-Div I Games: Western St. 56 47 Chadron St. 102 51





Colorado St.

Average RPI Win: 227	WON-LOST	WINNING	LAST 10	STRENGTH OF	OPP. STRENGTH	TEAM	ADJ.	CONF.	ADJ CONF.
Average RPI Loss: 143	RECORD	PCT. RANK	GAMES	SCHEDULE	OF SCHEDULE	RPI	RPI	RPI	RPI
DIV. I ONLY	10- 6	103	7-3	274	166	173	173	8	8
DIV. I NON-CONF.	9- 4	84	6-1	328	228	180	180	8	8
TOTALS	RPI 1-25	RPI 26-50	W-L RECORDS	RPI 51-100	RPI 101-150	RPI 150+			
10- 6	0- 0	0- 1	OVERALL	1- 2	3- 1	6- 2			
7- 2	0- 0	0- 1	HOME	1- 0	2- 0	4- 1			
3- 4	0- 0	0- 0	AWAY	0- 2	1- 1	2- 1			
0- 0	0- 0	0- 0	NEUTRAL	0- 0	0- 0	0- 0			
9- 4	0- 0	0- 0	NON-CONFERENCE	1- 2	2- 0	6- 2			
6- 1	0- 0	0- 0	HOME	1- 0	1- 0	4- 1			
3- 3	0- 0	0- 0	AWAY	0- 2	1- 0	2- 1			
0- 0	0- 0	0- 0	NEUTRAL	0- 0	0- 0	0- 0			
1- 2	0- 0	0- 1	CONFERENCE	0- 0	1- 1	0- 0			
1- 1	0- 0	0- 1	HOME	0- 0	1- 0	0- 0			
0- 1	0- 0	0- 0	AWAY	0- 0	0- 1	0- 0			
0- 0	0- 0	0- 0	NEUTRAL	0- 0	0- 0	0- 0			

RPI S	Opponent	Score	RPI S	Opponent	Score	RPI S	Opponent	Score	RPI S	Opponent	Score	Team's RPI: 173
			37  Yale	60  85		81  Buffalo	75  82		120  Fordham	70 51		
						93  Vanderbilt	51  72		135  Robert Morris	61 59		
						95  Davidson	63 60		140  Cornell	77  80		
									140  Cornell	76 66		
									199  Saint Joseph's	57  71		
									228  Georgetown	54 49		
									271  Milwaukee	74 46		
									289  Army West Point	71 62		
									306  Albany (NY)	78  82		
									320  Mercer	77 48		
									332  NJIT	99 43		
									343  Tennessee St.	75 65		
LAST 10 Division I												
			37  Yale	60  85		93  Vanderbilt	51  72					
			140  Cornell	77  80		332  NJIT	99 43					
			140  Cornell	76 66		95  Davidson	63 60					
			320  Mercer	77 48		228  Georgetown	54 49					
			343  Tennessee St.	75 65		271  Milwaukee	74 46					

Non-Div I Games:

Columbia

 Loss,
  Non-Conf, S Site,
  Home
  Away
 N Neutral

Average RPI Win:	0	WON-LOST	WINNING	LAST 10	STRENGTH OF	OPP. STRENGTH	TEAM	ADJ.	CONF.	ADJ CONF.
Average RPI Loss:	187	RECORD	PCT. RANK	GAMES	SCHEDULE	OF SCHEDULE	RPI	RPI	RPI	RPI
DIV. I ONLY	0- 19	349	0-10	187	322	342	342	30	30	
DIV. I NON-CONF.	0- 12	338	0-3	146	216	324	324	31	31	
TOTALS	RPI 1-25	RPI 26-50	W-L RECORDS	RPI 51-100	RPI 101-150	RPI 150+				
0- 19	0- 0	0- 2	OVERALL	0- 4	0- 2	0- 11				
0- 7	0- 0	0- 0	HOME	0- 0	0- 1	0- 6				
0- 12	0- 0	0- 2	AWAY	0- 4	0- 1	0- 5				
0- 0	0- 0	0- 0	NEUTRAL	0- 0	0- 0	0- 0				
0- 12	0- 0	0- 2	NON-CONFERENCE	0- 4	0- 1	0- 5				
0- 2	0- 0	0- 0	HOME	0- 0	0- 0	0- 2				
0- 10	0- 0	0- 2	AWAY	0- 4	0- 1	0- 3				
0- 0	0- 0	0- 0	NEUTRAL	0- 0	0- 0	0- 0				
0- 7	0- 0	0- 0	CONFERENCE	0- 0	0- 1	0- 6				
0- 5	0- 0	0- 0	HOME	0- 0	0- 1	0- 4				
0- 2	0- 0	0- 0	AWAY	0- 0	0- 0	0- 2				
0- 0	0- 0	0- 0	NEUTRAL	0- 0	0- 0	0- 0				

RPI S	Opponent	Score	RPI S	Opponent	Score	RPI S	Opponent	Score	RPI S	Opponent	Score	Team's RPI: 342
38	A West Virginia	47 82	51	A South Dakota	44 82	136	A George Washington	35 54				
40	A Rutgers	33 107	74	A South Dakota St.	41 94	137	H N.C. A&T	38 84				
			84	A Dayton	48 78	151	A Bethune-Cookman	51 82				
			98	A Cincinnati	40 86	182	H Norfolk St.	48 85				
						198	A La Salle	46 79				
						242	H Howard	54 66				
						252	H Niagara	67 82				
						265	H Morgan St.	42 47				
						267	A Marshall	47 60				
						303	A UMBC	48 71				
						336	H Saint Peter's	57 82				
						349	H South Carolina St.	60 71				
						350	A Florida A&M	48 58				
LAST 10 Division I												
242	H Howard	54 66	182	H Norfolk St.	48 85							
265	H Morgan St.	42 47	349	H South Carolina St.	60 71							
137	H N.C. A&T	38 84	84	A Dayton	48 78							
350	A Florida A&M	48 58	98	A Cincinnati	40 86							
151	A Bethune-Cookman	51 82	252	H Niagara	67 82							

Non-Div I Games:

Coppin St.

■ Loss,
 ■ Non-Conf,
 ■ S Site,
 ■ H Home
 ■ A Away
 N Neutral

Average RPI Win:	253	WON-LOST	WINNING	LAST 10	STRENGTH OF	OPP. STRENGTH	TEAM	ADJ.	CONF.	ADJ CONF.
Average RPI Loss:	103	RECORD	PCT. RANK	GAMES	SCHEDULE	OF SCHEDULE	RPI	RPI	RPI	RPI
DIV. I ONLY	9- 6	115	6-4	151	235	140	140	8	8	
DIV. I NON-CONF.	7- 5	131	4-3	193	238	150	150	8	8	
TOTALS	RPI 1-25	RPI 26-50	W-L RECORDS	RPI 51-100	RPI 101-150	RPI 150+				
9- 6	0- 1	0- 1	OVERALL	0- 1	0- 1	9- 2				
5- 3	0- 0	0- 0	HOME	0- 1	0- 1	5- 1				
4- 3	0- 1	0- 1	AWAY	0- 0	0- 0	4- 1				
0- 0	0- 0	0- 0	NEUTRAL	0- 0	0- 0	0- 0				
7- 5	0- 1	0- 1	NON-CONFERENCE	0- 1	0- 1	7- 1				
3- 3	0- 0	0- 0	HOME	0- 1	0- 1	3- 1				
4- 2	0- 1	0- 1	AWAY	0- 0	0- 0	4- 0				
0- 0	0- 0	0- 0	NEUTRAL	0- 0	0- 0	0- 0				
2- 1	0- 0	0- 0	CONFERENCE	0- 0	0- 0	2- 1				
2- 0	0- 0	0- 0	HOME	0- 0	0- 0	2- 0				
0- 1	0- 0	0- 0	AWAY	0- 0	0- 0	0- 1				
0- 0	0- 0	0- 0	NEUTRAL	0- 0	0- 0	0- 0				

RPI 1-25				RPI 26-50				RPI 51-100				RPI 101+ Team's RPI: 140			
RPI	S	Opponent	Score	RPI	S	Opponent	Score	RPI	S	Opponent	Score	RPI	S	Opponent	Score
19	A	TCU	49 59	38	A	West Virginia	62 68	91	H	Colgate	58 62	108	H	Duquesne	62 72
												173	A	Columbia	66 76
												173	H	Columbia	80 77
												186	H	Binghamton	56 59
												209	A	UMass Lowell	70 56
												218	H	Brown	74 63
												240	H	ETSU	71 43
												252	H	Niagara	82 59
												256	A	Delaware St.	77 51
												288	A	St. Bonaventure	70 42
												306	A	Albany (NY)	71 51
												332	H	NJIT	68 44
LAST 10 Division I															
218	H	Brown	74 63	288	A	St. Bonaventure	70 42	108	H	Duquesne	62 72				
173	H	Columbia	80 77					186	H	Binghamton	56 59				
173	A	Columbia	66 76					209	A	UMass Lowell	70 56				
240	H	ETSU	71 43					256	A	Delaware St.	77 51				
38	A	West Virginia	62 68												

Non-Div I Games:

Cornell

Creighton

Through Games Of Jan. 31, 2020

Average RPI Win:	125	WON-LOST	WINNING	LAST 10	STRENGTH OF	OPP. STRENGTH	TEAM	ADJ.	CONF.	ADJ CONF.
Average RPI Loss:	50	RECORD	PCT. RANK	GAMES	SCHEDULE	OF SCHEDULE	RPI	RPI	RPI	RPI
DIV. I ONLY	14- 7	78	6-4	24	39	29	29	6	6	
DIV. I NON-CONF.	8- 3	68	0	19	31	12	12	6	6	
TOTALS	RPI 1-25	RPI 26-50	W-L RECORDS	RPI 51-100	RPI 101-150	RPI 150+				
14- 7	1- 2	2- 2	OVERALL	5- 3	1- 0	5- 0				
7- 2	0- 1	1- 0	HOME	2- 1	1- 0	3- 0				
5- 5	1- 1	0- 2	AWAY	2- 2	0- 0	2- 0				
2- 0	0- 0	1- 0	NEUTRAL	1- 0	0- 0	0- 0				
8- 3	0- 1	1- 1	NON-CONFERENCE	4- 1	0- 0	3- 0				
4- 0	0- 0	0- 0	HOME	2- 0	0- 0	2- 0				
2- 3	0- 1	0- 1	AWAY	1- 1	0- 0	1- 0				
2- 0	0- 0	1- 0	NEUTRAL	1- 0	0- 0	0- 0				
6- 4	1- 1	1- 1	CONFERENCE	1- 2	1- 0	2- 0				
3- 2	0- 1	1- 0	HOME	0- 1	1- 0	1- 0				
3- 2	1- 0	0- 1	AWAY	1- 1	0- 0	1- 0				
0- 0	0- 0	0- 0	NEUTRAL	0- 0	0- 0	0- 0				

RPI S	Opponent	Score	RPI S	Opponent	Score	Team's RPI: 29	RPI S	Opponent	Score	RPI S	Opponent	Score
19	A DePaul	63 61	31	A Drake	53 63		51	A South Dakota	65 72	138	H Providence	72 63
19	H DePaul	71 74	36	H Marquette	72 62		52	H UNI	57 54	166	H Wichita St.	56 46
25	A Arizona St.	55 70	38	N West Virginia	82 75		53	N Temple	69 59	228	A Georgetown	65 56
			46	A St. John's (NY)	58 63		58	A Nebraska	79 74	233	H Xavier	62 55
							74	H South Dakota St.	61 48	280	H North Dakota St.	70 59
							79	A Seton Hall	70 82	298	A Omaha	67 54
							80	A Villanova	58 42			
							96	H Butler	67 73			
LAST 10 Division I												
19	A DePaul	63 61	138	H Providence	72 63							
96	H Butler	67 73	19	H DePaul	71 74							
233	H Xavier	62 55	36	H Marquette	72 62							
46	A St. John's (NY)	58 63	80	A Villanova	58 42							
79	A Seton Hall	70 82	228	A Georgetown	65 56							

Non-Div I Games:

Creighton

Loss, Non-Conf, S Site, H Home A Away N Neutral

Average RPI Win:	216	WON-LOST	WINNING	LAST 10	STRENGTH OF	OPP. STRENGTH	TEAM	ADJ.	CONF.	ADJ CONF.
Average RPI Loss:	148	RECORD	PCT. RANK	GAMES	SCHEDULE	OF SCHEDULE	RPI	RPI	RPI	RPI
DIV. I ONLY	7- 9	216	4-6	87	227	156	156	8	8	
DIV. I NON-CONF.	6- 7	182	3-4	192	244	177	177	8	8	
TOTALS	RPI 1-25	RPI 26-50	W-L RECORDS	RPI 51-100	RPI 101-150	RPI 150+				
7- 9	0- 2	0- 0	OVERALL	0- 1	1- 2	6- 4				
5- 2	0- 1	0- 0	HOME	0- 0	1- 0	4- 1				
2- 7	0- 1	0- 0	AWAY	0- 1	0- 2	2- 3				
0- 0	0- 0	0- 0	NEUTRAL	0- 0	0- 0	0- 0				
6- 7	0- 1	0- 0	NON-CONFERENCE	0- 1	0- 1	6- 4				
4- 1	0- 0	0- 0	HOME	0- 0	0- 0	4- 1				
2- 6	0- 1	0- 0	AWAY	0- 1	0- 1	2- 3				
0- 0	0- 0	0- 0	NEUTRAL	0- 0	0- 0	0- 0				
1- 2	0- 1	0- 0	CONFERENCE	0- 0	1- 1	0- 0				
1- 1	0- 1	0- 0	HOME	0- 0	1- 0	0- 0				
0- 1	0- 0	0- 0	AWAY	0- 0	0- 1	0- 0				
0- 0	0- 0	0- 0	NEUTRAL	0- 0	0- 0	0- 0				

RPI 1-25				RPI 26-50				RPI 51-100				RPI 101+ Team's RPI: 156			
RPI	S	Opponent	Score	RPI	S	Opponent	Score	RPI	S	Opponent	Score	RPI	S	Opponent	Score
14	A	Northwestern	37 79					81	A	Buffalo	49 73	112	A	Loyola Chicago	40 61
21	H	Princeton	34 66									121	A	Harvard	49 64
												121	H	Harvard	63 62
												170	H	Merrimack	57 52
												189	A	Boston U.	56 74
												206	A	Fairfield	52 51
												209	A	UMass Lowell	62 51
												214	A	Manhattan	58 70
												244	H	Maine	57 41
												264	H	New Hampshire	66 47
												285	A	Loyola Maryland	56 72
												291	H	Texas St.	51 61
												297	H	Vermont	72 55
LAST 10 Division I															
21	H	Princeton	34 66	189	A	Boston U.	56 74								
121	A	Harvard	49 64	264	H	New Hampshire	66 47								
121	H	Harvard	63 62	291	H	Texas St.	51 61								
285	A	Loyola Maryland	56 72	209	A	UMass Lowell	62 51								
81	A	Buffalo	49 73	244	H	Maine	57 41								

Non-Div I Games:

Dartmouth

■ Loss,
 ■ Non-Conf,
 ■ S Site,
 ■ H Home
 ■ A Away
 N Neutral

Average RPI Win:	207	WON-LOST	WINNING	LAST 10	STRENGTH OF	OPP. STRENGTH	TEAM	ADJ.	CONF.	ADJ CONF.
Average RPI Loss:	92	RECORD	PCT. RANK	GAMES	SCHEDULE	OF SCHEDULE	RPI	RPI	RPI	RPI
DIV. I ONLY	12- 7	94	6-4	204	103	95	95	12	12	
DIV. I NON-CONF.	6- 6	164	0-3	244	120	159	159	12	12	
TOTALS	RPI 1-25	RPI 26-50	W-L RECORDS	RPI 51-100	RPI 101-150	RPI 150+				
12- 7	0- 0	0- 2	OVERALL	1- 2	2- 2	9- 1				
5- 1	0- 0	0- 0	HOME	0- 1	2- 0	3- 0				
6- 6	0- 0	0- 2	AWAY	1- 1	0- 2	5- 1				
1- 0	0- 0	0- 0	NEUTRAL	0- 0	0- 0	1- 0				
6- 6	0- 0	0- 2	NON-CONFERENCE	0- 2	0- 1	6- 1				
2- 1	0- 0	0- 0	HOME	0- 1	0- 0	2- 0				
3- 5	0- 0	0- 2	AWAY	0- 1	0- 1	3- 1				
1- 0	0- 0	0- 0	NEUTRAL	0- 0	0- 0	1- 0				
6- 1	0- 0	0- 0	CONFERENCE	1- 0	2- 1	3- 0				
3- 0	0- 0	0- 0	HOME	0- 0	2- 0	1- 0				
3- 1	0- 0	0- 0	AWAY	1- 0	0- 1	2- 0				
0- 0	0- 0	0- 0	NEUTRAL	0- 0	0- 0	0- 0				

RPI 1-25				RPI 26-50				RPI 51-100				Team's RPI: 95	RPI 101+			
RPI	S	Opponent	Score	RPI	S	Opponent	Score	RPI	S	Opponent	Score		RPI	S	Opponent	Score
				35	A	Virginia Tech	68 88	68	A	Drexel	63 74		118	A	Richmond	57 69
				39	A	Duke	52 82	70	H	Charlotte	64 75		120	H	Fordham	74 62
								99	A	Saint Louis	65 58		136	H	George Washington	62 55
													144	A	Florida	50 55
													173	A	Columbia	60 63
													178	A	Rhode Island	77 70
													178	H	Rhode Island	79 67
													213	A	High Point	73 63
													221	A	George Mason	76 69
													228	H	Georgetown	66 52
													232	A	UMKC	74 64
													240	A	ETSU	75 60
													301	N	UC Irvine	78 72
													335	H	Western Caro.	101 51
LAST 10 Division I																
				178	A	Rhode Island	77 70	120	H	Fordham	74 62					
				118	A	Richmond	57 69	99	A	Saint Louis	65 58					
				136	H	George Washington	62 55	144	A	Florida	50 55					
				221	A	George Mason	76 69	70	H	Charlotte	64 75					
				178	H	Rhode Island	79 67	173	A	Columbia	60 63					

Non-Div I Games: Newberry 75 46

Davidson

■ Loss,
 ■ Non-Conf, S Site,
 ■ Home
 ■ Away
 N Neutral

Average RPI Win:	191	WON-LOST	WINNING	LAST 10	STRENGTH OF	OPP. STRENGTH	TEAM	ADJ.	CONF.	ADJ CONF.
Average RPI Loss:	49	RECORD	PCT. RANK	GAMES	SCHEDULE	OF SCHEDULE	RPI	RPI	RPI	RPI
DIV. I ONLY	14- 7	78	9-1	125	50	84	84	12	12	
DIV. I NON-CONF.	7- 7	164	2-1	133	12	132	132	12	12	
TOTALS	RPI 1-25	RPI 26-50	W-L RECORDS	RPI 51-100	RPI 101-150	RPI 150+				
14- 7	0- 4	0- 0	OVERALL	1- 2	5- 1	8- 0				
7- 2	0- 2	0- 0	HOME	1- 0	2- 0	4- 0				
5- 2	0- 1	0- 0	AWAY	0- 1	3- 0	2- 0				
2- 3	0- 1	0- 0	NEUTRAL	0- 1	0- 1	2- 0				
7- 7	0- 4	0- 0	NON-CONFERENCE	0- 2	1- 1	6- 0				
3- 2	0- 2	0- 0	HOME	0- 0	0- 0	3- 0				
2- 2	0- 1	0- 0	AWAY	0- 1	1- 0	1- 0				
2- 3	0- 1	0- 0	NEUTRAL	0- 1	0- 1	2- 0				
7- 0	0- 0	0- 0	CONFERENCE	1- 0	4- 0	2- 0				
4- 0	0- 0	0- 0	HOME	1- 0	2- 0	1- 0				
3- 0	0- 0	0- 0	AWAY	0- 0	2- 0	1- 0				
0- 0	0- 0	0- 0	NEUTRAL	0- 0	0- 0	0- 0				

RPI 1-25				RPI 26-50				RPI 51-100 Team's RPI: 84				RPI 101+			
RPI	S	Opponent	Score	RPI	S	Opponent	Score	RPI	S	Opponent	Score	RPI	S	Opponent	Score
2	H	South Carolina	49 75					81	A	Buffalo	59 67	108	H	Duquesne	54 41
9	N	Gonzaga	65 76					90	N	Wake Forest	59 78	118	A	Richmond	65 51
10	H	UConn	37 75					99	H	Saint Louis	48 47	120	H	Fordham	48 44
18	A	Central Mich.	80 81									128	A	Northeastern	71 60
												130	N	Auburn	74 76
												136	A	George Washington	66 50
												179	A	Toledo	60 42
												198	A	La Salle	98 58
												221	H	George Mason	59 55
												244	N	Maine	78 49
												254	H	Morehead St.	58 41
												260	H	Lipscomb	82 60
												268	N	East Carolina	94 68
												342	H	Coppin St.	78 48
LAST 10 Division I															
120	H	Fordham	48 44	221	H	George Mason	59 55								
136	A	George Washington	66 50	198	A	La Salle	98 58								
99	H	Saint Louis	48 47	342	H	Coppin St.	78 48								
108	H	Duquesne	54 41	268	N	East Carolina	94 68								
118	A	Richmond	65 51	90	N	Wake Forest	59 78								

Non-Div I Games:

Dayton

■ Loss,
 ■ Non-Conf, S Site,
 ■ Home
 ■ Away
 N Neutral

Average RPI Win: 131		WON-LOST	WINNING	LAST 10	STRENGTH OF	OPP. STRENGTH	TEAM	ADJ.	CONF.	ADJ CONF.
Average RPI Loss: 17		RECORD	PCT. RANK	GAMES	SCHEDULE	OF SCHEDULE	RPI	RPI	RPI	RPI
DIV. I ONLY		19- 3	15	9-1	59	23	19	19	6	6
DIV. I NON-CONF.		10- 2	30	0	62	24	16	16	6	6
<hr/>										
TOTALS	RPI 1-25		RPI 26-50		W-L RECORDS	RPI 51-100	RPI 101-150		RPI 150+	
19- 3	1- 2		3- 1		OVERALL	5- 0	4- 0		6- 0	
11- 2	0- 1		2- 1		HOME	4- 0	0- 0		5- 0	
8- 1	1- 1		1- 0		AWAY	1- 0	4- 0		1- 0	
0- 0	0- 0		0- 0		NEUTRAL	0- 0	0- 0		0- 0	
10- 2	1- 2		0- 0		NON-CONFERENCE	2- 0	3- 0		4- 0	
6- 1	0- 1		0- 0		HOME	2- 0	0- 0		4- 0	
4- 1	1- 1		0- 0		AWAY	0- 0	3- 0		0- 0	
0- 0	0- 0		0- 0		NEUTRAL	0- 0	0- 0		0- 0	
9- 1	0- 0		3- 1		CONFERENCE	3- 0	1- 0		2- 0	
5- 1	0- 0		2- 1		HOME	2- 0	0- 0		1- 0	
4- 0	0- 0		1- 0		AWAY	1- 0	1- 0		1- 0	
0- 0	0- 0		0- 0		NEUTRAL	0- 0	0- 0		0- 0	

RPI	S	Opponent	Score	RPI	S	Opponent	Score	RPI	S	Opponent	Score	RPI	S	Opponent	Score
10	H	UConn	74 84	29	A	Creighton	74 71	59	H	Miami (FL)	89 83	112	A	Loyola Chicago	83 76
11	A	Oregon St.	77 98	29	H	Creighton	61 63	68	H	Drexel	81 57	124	A	Notre Dame	105 94
14	A	Northwestern	70 68	36	H	Marquette	89 71	79	H	Seton Hall	85 68	131	A	Green Bay	76 65
				46	H	St. John's (NY)	74 69	80	H	Villanova	85 69	138	A	Providence	80 67
								96	A	Butler	80 65	197	H	Miami (OH)	98 79
												211	H	Arkansas St.	109 64
												228	H	Georgetown	92 66
												233	A	Xavier	91 68
												271	H	Milwaukee	94 65
												328	H	Alabama St.	105 76
LAST 10 Division I															
29	H	Creighton	61 63	46	H	St. John's (NY)	74 69	79	H	Seton Hall	85 68	29	A	Creighton	74 71
228	H	Georgetown	92 66					138	A	Providence	80 67	36	H	Marquette	89 71
80	H	Villanova	85 69												
96	A	Butler	80 65												
233	A	Xavier	91 68												

Non-Div I Games:

DePaul

Delaware

Through Games Of Jan. 31, 2020

Average RPI Win:	203	WON-LOST	WINNING	LAST 10	STRENGTH OF	OPP. STRENGTH	TEAM	ADJ.	CONF.	ADJ CONF.
Average RPI Loss:	145	RECORD	PCT. RANK	GAMES	SCHEDULE	OF SCHEDULE	RPI	RPI	RPI	RPI
DIV. I ONLY	6- 13	267	3-7	152	122	220	220	14	14	
DIV. I NON-CONF.	4- 7	225	1-1	160	89	200	200	13	13	
TOTALS	RPI 1-25	RPI 26-50	W-L RECORDS	RPI 51-100	RPI 101-150	RPI 150+				
6- 13	0- 1	0- 1	OVERALL	0- 3	1- 3	5- 5				
2- 5	0- 0	0- 1	HOME	0- 0	0- 2	2- 2				
3- 8	0- 1	0- 0	AWAY	0- 3	1- 1	2- 3				
1- 0	0- 0	0- 0	NEUTRAL	0- 0	0- 0	1- 0				
4- 7	0- 1	0- 0	NON-CONFERENCE	0- 2	1- 1	3- 3				
1- 3	0- 0	0- 0	HOME	0- 0	0- 1	1- 2				
2- 4	0- 1	0- 0	AWAY	0- 2	1- 0	1- 1				
1- 0	0- 0	0- 0	NEUTRAL	0- 0	0- 0	1- 0				
2- 6	0- 0	0- 1	CONFERENCE	0- 1	0- 2	2- 2				
1- 2	0- 0	0- 1	HOME	0- 0	0- 1	1- 0				
1- 4	0- 0	0- 0	AWAY	0- 1	0- 1	1- 2				
0- 0	0- 0	0- 0	NEUTRAL	0- 0	0- 0	0- 0				

RPI	S	Opponent	Score	RPI	S	Opponent	Score	RPI	S	Opponent	Score	RPI	S	Opponent	Score	Team's RPI: 220
6	A	Maryland	55 99	43	H	James Madison	39 60	61	A	UCF	49 75	128	H	Northeastern	62 72	
								68	A	Drexel	59 63	135	A	Robert Morris	73 62	
								70	A	Charlotte	57 61	136	H	George Washington	49 63	
												149	A	William & Mary	58 68	
												157	A	Elon	65 56	
												160	N	Santa Clara	81 80	
												221	H	George Mason	63 44	
												229	A	Gardner-Webb	65 67	
												235	A	Cal St. Fullerton	72 55	
												244	H	Maine	56 69	
												245	A	UNCW	65 71	
												248	A	Col. of Charleston	73 84	
												256	H	Delaware St.	64 67	
												307	H	Hofstra	80 59	
LAST 10 Division I																
43	H	James Madison	39 60	307	H	Hofstra	80 59									
157	A	Elon	65 56	248	A	Col. of Charleston	73 84									
149	A	William & Mary	58 68	245	A	UNCW	65 71									
68	A	Drexel	59 63	221	H	George Mason	63 44									
128	H	Northeastern	62 72	70	A	Charlotte	57 61									

Non-Div I Games:

Delaware

Loss, Non-Conf, S Site, H Home A Away N Neutral

Average RPI Win:	293	WON-LOST	WINNING	LAST 10	STRENGTH OF	OPP. STRENGTH	TEAM	ADJ.	CONF.	ADJ CONF.
Average RPI Loss:	141	RECORD	PCT. RANK	GAMES	SCHEDULE	OF SCHEDULE	RPI	RPI	RPI	RPI
DIV. I ONLY	5- 11	273	4-6	88	348	256	256	30	30	
DIV. I NON-CONF.	2- 9	304	1-4	45	342	249	249	31	31	
TOTALS	RPI 1-25	RPI 26-50	W-L RECORDS	RPI 51-100	RPI 101-150	RPI 150+				
5- 11	0- 0	0- 1	OVERALL	0- 2	0- 5	5- 3				
3- 7	0- 0	0- 0	HOME	0- 1	0- 4	3- 2				
2- 4	0- 0	0- 1	AWAY	0- 1	0- 1	2- 1				
0- 0	0- 0	0- 0	NEUTRAL	0- 0	0- 0	0- 0				
2- 9	0- 0	0- 1	NON-CONFERENCE	0- 2	0- 3	2- 3				
1- 6	0- 0	0- 0	HOME	0- 1	0- 3	1- 2				
1- 3	0- 0	0- 1	AWAY	0- 1	0- 0	1- 1				
0- 0	0- 0	0- 0	NEUTRAL	0- 0	0- 0	0- 0				
3- 2	0- 0	0- 0	CONFERENCE	0- 0	0- 2	3- 0				
2- 1	0- 0	0- 0	HOME	0- 0	0- 1	2- 0				
1- 1	0- 0	0- 0	AWAY	0- 0	0- 1	1- 0				
0- 0	0- 0	0- 0	NEUTRAL	0- 0	0- 0	0- 0				

RPI S	Opponent	Score	RPI S	Opponent	Score	RPI S	Opponent	Score	RPI S	Opponent	Score	Team's RPI: 256
43	A James Madison	64 83	66	A Boston College	69 109	137	A N.C. A&T	53 58	137	H N.C. A&T	45 69	
			86	H Rider	69 71	140	H Cornell	51 77	142	H Lehigh	38 68	
						149	H William & Mary	52 73	186	H Binghamton	66 75	
						192	H Cleveland St.	49 57	220	A Delaware	67 64	
						265	H Morgan St.	69 61	272	A Longwood	62 78	
						322	A N.C. Central	64 60	322	H N.C. Central	64 54	
						336	H Saint Peter's	89 66				
LAST 10 Division I												
137	A N.C. A&T	53 58	86	H Rider	69 71							
322	A N.C. Central	64 60	66	A Boston College	69 109							
137	H N.C. A&T	45 69	43	A James Madison	64 83							
322	H N.C. Central	64 54	272	A Longwood	62 78							
265	H Morgan St.	69 61	336	H Saint Peter's	89 66							

Non-Div I Games: Post 67 41 Georgian Court 69 48

Delaware St.

Average RPI Win: 256	WON-LOST	WINNING	LAST 10	STRENGTH OF	OPP. STRENGTH	TEAM	ADJ.	CONF.	ADJ CONF.
Average RPI Loss: 191	RECORD	PCT. RANK	GAMES	SCHEDULE	OF SCHEDULE	RPI	RPI	RPI	RPI
DIV. I ONLY	8- 13	244	3-7	271	288	296	296	18	18
DIV. I NON-CONF.	5- 7	205	0-1	279	327	305	305	18	18
TOTALS	RPI 1-25	RPI 26-50	W-L RECORDS	RPI 51-100	RPI 101-150	RPI 150+			
8- 13	0- 0	0- 1	OVERALL	0- 2	0- 1	8- 9			
7- 4	0- 0	0- 0	HOME	0- 1	0- 0	7- 3			
1- 7	0- 0	0- 1	AWAY	0- 1	0- 0	1- 5			
0- 2	0- 0	0- 0	NEUTRAL	0- 0	0- 1	0- 1			
5- 7	0- 0	0- 1	NON-CONFERENCE	0- 0	0- 1	5- 5			
5- 2	0- 0	0- 0	HOME	0- 0	0- 0	5- 2			
0- 3	0- 0	0- 1	AWAY	0- 0	0- 0	0- 2			
0- 2	0- 0	0- 0	NEUTRAL	0- 0	0- 1	0- 1			
3- 6	0- 0	0- 0	CONFERENCE	0- 2	0- 0	3- 4			
2- 2	0- 0	0- 0	HOME	0- 1	0- 0	2- 1			
1- 4	0- 0	0- 0	AWAY	0- 1	0- 0	1- 3			
0- 0	0- 0	0- 0	NEUTRAL	0- 0	0- 0	0- 0			

RPI S	Opponent	Score	RPI S	Opponent	Score	RPI S	Opponent	Score	RPI S	Opponent	Score	Team's RPI: 296
50	A Colorado	70 96	51	A South Dakota	61 104	146	N Western Mich.	70 79				
			74	H South Dakota St.	79 86	196	A North Dakota	91 81				
						196	H North Dakota	82 90				
						202	N Akron	72 88				
						205	H Wyoming	71 57				
						207	H Southern Utah	81 73				
						212	A Western Ill.	75 82				
						216	A Lamar University	59 71				
						226	H Northern Colo.	74 55				
						232	A UMKC	79 83				
						241	A Oral Roberts	72 84				
						277	H Alabama A&M	83 86				
						280	A North Dakota St.	80 85				
						280	H North Dakota St.	91 82				
						298	H Omaha	66 60				
						301	H UC Irvine	83 75				
						310	H New Mexico St.	75 78				
						333	H Cal Poly	96 66				
LAST 10 Division I												
241	A Oral Roberts	72 84	74	H South Dakota St.	79 86							
280	A North Dakota St.	80 85	51	A South Dakota	61 104							
196	A North Dakota	91 81	196	H North Dakota	82 90							
298	H Omaha	66 60	280	H North Dakota St.	91 82							
212	A Western Ill.	75 82	146	N Western Mich.	70 79							

Non-Div I Games: Colo. Christian 89 49

Denver

Detroit Mercy

Through Games Of Jan. 31, 2020

Average RPI Win: 263	WON-LOST	WINNING	LAST 10	STRENGTH OF	OPP. STRENGTH	TEAM	ADJ.	CONF.	ADJ CONF.
Average RPI Loss: 175	RECORD	PCT. RANK	GAMES	SCHEDULE	OF SCHEDULE	RPI	RPI	RPI	RPI
DIV. I ONLY	2- 18	340	2-8	165	277	317	317	21	21
DIV. I NON-CONF.	0- 11	338	0-1	138	257	326	326	19	19
TOTALS	RPI 1-25	RPI 26-50	W-L RECORDS	RPI 51-100	RPI 101-150	RPI 150+			
2- 18	0- 0	0- 0	OVERALL	0- 2	0- 4	2- 12			
1- 9	0- 0	0- 0	HOME	0- 0	0- 2	1- 7			
1- 7	0- 0	0- 0	AWAY	0- 2	0- 2	1- 3			
0- 2	0- 0	0- 0	NEUTRAL	0- 0	0- 0	0- 2			
0- 11	0- 0	0- 0	NON-CONFERENCE	0- 1	0- 3	0- 7			
0- 5	0- 0	0- 0	HOME	0- 0	0- 1	0- 4			
0- 4	0- 0	0- 0	AWAY	0- 1	0- 2	0- 1			
0- 2	0- 0	0- 0	NEUTRAL	0- 0	0- 0	0- 2			
2- 7	0- 0	0- 0	CONFERENCE	0- 1	0- 1	2- 5			
1- 4	0- 0	0- 0	HOME	0- 0	0- 1	1- 3			
1- 3	0- 0	0- 0	AWAY	0- 1	0- 0	1- 2			
0- 0	0- 0	0- 0	NEUTRAL	0- 0	0- 0	0- 0			

RPI S	Opponent	Score	RPI S	Opponent	Score	RPI S	Opponent	Score	RPI S	Opponent	Score
						57	A IUPUI	45 82	102	A Michigan St.	52 110
						96	A Butler	60 82	112	H Loyola Chicago	60 89
									131	H Green Bay	48 65
									146	A Western Mich.	67 82
									154	N Tennessee Tech	47 69
									161	A Wright St.	61 67
									162	H Valparaiso	58 77
									164	H Eastern Mich.	70 84
									179	H Toledo	64 82
									192	H Cleveland St.	70 59
									202	H Akron	60 81
									221	A George Mason	62 75
									223	A Northern Ky.	60 72
									236	H Youngstown St.	47 62
									266	N Sacred Heart	60 66
									271	H Milwaukee	48 63
									273	H Oakland	57 71
									334	A UIC	70 62
LAST 10 Division I											
223	A Northern Ky.	60 72	271	H Milwaukee	48 63						
161	A Wright St.	61 67	57	A IUPUI	45 82						
236	H Youngstown St.	47 62	334	A UIC	70 62						
192	H Cleveland St.	70 59	273	H Oakland	57 71						
131	H Green Bay	48 65	164	H Eastern Mich.	70 84						

Non-Div I Games:

Detroit Mercy

Loss, Non-Conf, S Site, H Home A Away N Neutral

Drake

Through Games Of Jan. 31, 2020

Average RPI Win:	149	WON-LOST	WINNING	LAST 10	STRENGTH OF	OPP. STRENGTH	TEAM	ADJ.	CONF.	ADJ CONF.
Average RPI Loss:	33	RECORD	PCT. RANK	GAMES	SCHEDULE	OF SCHEDULE	RPI	RPI	RPI	RPI
DIV. I ONLY	13- 6	68	7-3	49	30	31	31	7	7	
DIV. I NON-CONF.	7- 4	100	1-1	53	4	39	39	7	7	
TOTALS	RPI 1-25	RPI 26-50	W-L RECORDS	RPI 51-100	RPI 101-150	RPI 150+				
13- 6	0- 2	1- 2	OVERALL	5- 2	1- 0	6- 0				
8- 0	0- 0	1- 0	HOME	3- 0	0- 0	4- 0				
3- 5	0- 2	0- 1	AWAY	2- 2	0- 0	1- 0				
2- 1	0- 0	0- 1	NEUTRAL	0- 0	1- 0	1- 0				
7- 4	0- 1	1- 2	NON-CONFERENCE	2- 1	1- 0	3- 0				
4- 0	0- 0	1- 0	HOME	2- 0	0- 0	1- 0				
1- 3	0- 1	0- 1	AWAY	0- 1	0- 0	1- 0				
2- 1	0- 0	0- 1	NEUTRAL	0- 0	1- 0	1- 0				
6- 2	0- 1	0- 0	CONFERENCE	3- 1	0- 0	3- 0				
4- 0	0- 0	0- 0	HOME	1- 0	0- 0	3- 0				
2- 2	0- 1	0- 0	AWAY	2- 1	0- 0	0- 0				
0- 0	0- 0	0- 0	NEUTRAL	0- 0	0- 0	0- 0				

RPI 1-25				RPI 26-50				Team's RPI: 31				RPI 51-100				RPI 101+			
RPI	S	Opponent	Score	RPI	S	Opponent	Score	RPI	S	Opponent	Score	RPI	S	Opponent	Score	RPI	S	Opponent	Score
6	A	Iowa	67 79	27	N	Purdue	47 67	51	A	South Dakota	94 102	130	N	Auburn	83 82				
12	A	Missouri St.	67 69	29	H	Creighton	63 53	52	H	UNI	104 87	162	H	Valparaiso	87 66				
				45	A	Oklahoma	84 93	54	A	Bradley	76 77	200	A	Northern Ill.	73 49				
								55	H	Iowa St.	86 81	212	H	Western Ill.	94 75				
								74	H	South Dakota St.	74 67	244	N	Maine	94 62				
								75	A	Illinois St.	69 67	278	H	Indiana St.	105 65				
								94	A	Southern Ill.	73 65	326	H	Evansville	108 44				
LAST 10 Division I																			
				162	H	Valparaiso	87 66	94	A	Southern Ill.	73 65								
				54	A	Bradley	76 77	12	A	Missouri St.	67 69								
				75	A	Illinois St.	69 67	52	H	UNI	104 87								
				326	H	Evansville	108 44	200	A	Northern Ill.	73 49								
				278	H	Indiana St.	105 65	6	A	Iowa	67 79								

Non-Div I Games: Waldorf 103 18

Drake

Loss, Non-Conf, S Site, H Home A Away N Neutral

Average RPI Win: 178	WON-LOST	WINNING	LAST 10	STRENGTH OF	OPP. STRENGTH	TEAM	ADJ.	CONF.	ADJ CONF.
Average RPI Loss: 107	RECORD	PCT. RANK	GAMES	SCHEDULE	OF SCHEDULE	RPI	RPI	RPI	RPI
DIV. I ONLY	14- 6	59	8-2	126	117	68	68	14	14
DIV. I NON-CONF.	7- 5	131	1-1	64	82	79	79	13	13
TOTALS	RPI 1-25	RPI 26-50	W-L RECORDS	RPI 51-100	RPI 101-150	RPI 150+			
14- 6	0- 1	0- 0	OVERALL	2- 2	3- 2	9- 1			
9- 1	0- 0	0- 0	HOME	2- 0	2- 1	5- 0			
5- 4	0- 1	0- 0	AWAY	0- 1	1- 1	4- 1			
0- 1	0- 0	0- 0	NEUTRAL	0- 1	0- 0	0- 0			
7- 5	0- 1	0- 0	NON-CONFERENCE	2- 2	1- 2	4- 0			
5- 1	0- 0	0- 0	HOME	2- 0	1- 1	2- 0			
2- 3	0- 1	0- 0	AWAY	0- 1	0- 1	2- 0			
0- 1	0- 0	0- 0	NEUTRAL	0- 1	0- 0	0- 0			
7- 1	0- 0	0- 0	CONFERENCE	0- 0	2- 0	5- 1			
4- 0	0- 0	0- 0	HOME	0- 0	1- 0	3- 0			
3- 1	0- 0	0- 0	AWAY	0- 0	1- 0	2- 1			
0- 0	0- 0	0- 0	NEUTRAL	0- 0	0- 0	0- 0			

RPI 1-25				RPI 26-50				RPI 51-100 Team's RPI: 68				RPI 101+			
RPI	S	Opponent	Score	RPI	S	Opponent	Score	RPI	S	Opponent	Score	RPI	S	Opponent	Score
19	A	DePaul	57 81					65	A	Bucknell	49 60	114	A	Penn	49 53
								80	H	Villanova	54 52	117	H	Pacific	51 58
								81	N	Buffalo	59 63	118	H	Richmond	58 52
								95	H	Davidson	74 63	128	H	Northeastern	50 41
												149	A	William & Mary	61 54
												157	A	Elon	55 53
												174	H	Towson	59 50
												175	A	Quinnipiac	66 62
												198	H	La Salle	69 31
												199	A	Saint Joseph's	62 52
												220	H	Delaware	63 59
												244	H	Maine	70 57
												245	A	UNCW	73 72
												248	A	Col. of Charleston	59 73
												307	H	Hofstra	74 54
LAST 10 Division I															
174	H	Towson	59 50	128	H	Northeastern	50 41								
149	A	William & Mary	61 54	245	A	UNCW	73 72								
157	A	Elon	55 53	248	A	Col. of Charleston	59 73								
220	H	Delaware	63 59	244	H	Maine	70 57								
307	H	Hofstra	74 54	114	A	Penn	49 53								

Non-Div I Games:

Drexel

■ Loss,
 ■ Non-Conf, S Site,
 ■ Home
 ■ Away
 N Neutral

Average RPI Win:	119	WON-LOST	WINNING	LAST 10	STRENGTH OF	OPP. STRENGTH	TEAM	ADJ.	CONF.	ADJ CONF.
Average RPI Loss:	48	RECORD	PCT. RANK	GAMES	SCHEDULE	OF SCHEDULE	RPI	RPI	RPI	RPI
DIV. I ONLY	11- 9	148	4-6	8	31	39	39	5	5	
DIV. I NON-CONF.	6- 5	151	0-2	2	106	22	22	3	3	
TOTALS	RPI 1-25	RPI 26-50	W-L RECORDS	RPI 51-100	RPI 101-150	RPI 150+				
11- 9	0- 4	1- 2	OVERALL	4- 2	3- 0	3- 1				
9- 2	0- 1	1- 0	HOME	4- 1	2- 0	2- 0				
2- 7	0- 3	0- 2	AWAY	0- 1	1- 0	1- 1				
0- 0	0- 0	0- 0	NEUTRAL	0- 0	0- 0	0- 0				
6- 5	0- 3	0- 1	NON-CONFERENCE	2- 1	1- 0	3- 0				
5- 1	0- 1	0- 0	HOME	2- 0	1- 0	2- 0				
1- 4	0- 2	0- 1	AWAY	0- 1	0- 0	1- 0				
0- 0	0- 0	0- 0	NEUTRAL	0- 0	0- 0	0- 0				
5- 4	0- 1	1- 1	CONFERENCE	2- 1	2- 0	0- 1				
4- 1	0- 0	1- 0	HOME	2- 1	1- 0	0- 0				
1- 3	0- 1	0- 1	AWAY	0- 0	1- 0	0- 1				
0- 0	0- 0	0- 0	NEUTRAL	0- 0	0- 0	0- 0				

RPI 1-25				RPI 26-50				RPI 51-100				RPI 101+			
RPI	S	Opponent	Score	RPI	S	Opponent	Score	RPI	S	Opponent	Score	RPI	S	Opponent	Score
2	A	South Carolina	46 89	33	A	FGCU	56 78	58	A	Nebraska	79 83	105	A	Syracuse	88 58
3	A	Louisville	55 60	35	H	Virginia Tech	72 67	62	H	Georgia Tech	58 46	114	H	Penn	66 50
14	H	Northwestern	42 63	42	A	Virginia	63 66	64	H	Troy	99 85	124	H	Notre Dame	50 47
16	A	Texas A&M	58 79					66	H	Boston College	85 73	171	A	Clemson	58 62
								90	H	Wake Forest	58 60	188	A	UNLV	57 45
								95	H	Davidson	82 52	213	H	High Point	93 57
												239	H	Idaho St.	85 66
LAST 10 Division I															
				62	H	Georgia Tech	58 46	42	A	Virginia	63 66				
				105	A	Syracuse	88 58	3	A	Louisville	55 60				
				171	A	Clemson	58 62	90	H	Wake Forest	58 60				
				124	H	Notre Dame	50 47	33	A	FGCU	56 78				
				35	H	Virginia Tech	72 67	2	A	South Carolina	46 89				

Non-Div I Games:

Average RPI Win: 223	WON-LOST	WINNING	LAST 10	STRENGTH OF	OPP. STRENGTH	TEAM	ADJ.	CONF.	ADJ CONF.
Average RPI Loss: 95	RECORD	PCT. RANK	GAMES	SCHEDULE	OF SCHEDULE	RPI	RPI	RPI	RPI
DIV. I ONLY	14- 7	78	5-5	246	112	108	108	12	12
DIV. I NON-CONF.	10- 3	58	1-1	249	124	85	85	12	12
TOTALS	RPI 1-25	RPI 26-50	W-L RECORDS	RPI 51-100	RPI 101-150	RPI 150+			
14- 7	0- 0	0- 1	OVERALL	0- 3	1- 3	13- 0			
7- 2	0- 0	0- 0	HOME	0- 0	0- 2	7- 0			
7- 5	0- 0	0- 1	AWAY	0- 3	1- 1	6- 0			
0- 0	0- 0	0- 0	NEUTRAL	0- 0	0- 0	0- 0			
10- 3	0- 0	0- 1	NON-CONFERENCE	0- 1	1- 1	9- 0			
4- 1	0- 0	0- 0	HOME	0- 0	0- 1	4- 0			
6- 2	0- 0	0- 1	AWAY	0- 1	1- 0	5- 0			
0- 0	0- 0	0- 0	NEUTRAL	0- 0	0- 0	0- 0			
4- 4	0- 0	0- 0	CONFERENCE	0- 2	0- 2	4- 0			
3- 1	0- 0	0- 0	HOME	0- 0	0- 1	3- 0			
1- 3	0- 0	0- 0	AWAY	0- 2	0- 1	1- 0			
0- 0	0- 0	0- 0	NEUTRAL	0- 0	0- 0	0- 0			

RPI S	Opponent	Score	RPI S	Opponent	Score	RPI S	Opponent	Score	RPI S	Opponent	Score	Team's RPI: 108
44	A Oklahoma St.	41 84	53	A Temple	72 85	106	H Kent St.	75 77	136	A George Washington	60 65	
			84	A Dayton	41 54	140	A Cornell	72 62	143	H Massachusetts	77 81	
			99	A Saint Louis	50 53	179	H Toledo	79 74	184	A Lafayette	73 65	
						198	H La Salle	82 56	199	A Saint Joseph's	58 51	
						202	A Akron	88 63	214	A Manhattan	76 65	
						215	H Kennesaw St.	75 72	221	H George Mason	84 63	
						222	A Iona	76 74	247	H Saint Francis (PA)	72 69	
						275	A Pittsburgh	81 62	288	H St. Bonaventure	58 39	
						344	H Central Conn. St.	72 33				
LAST 10 Division I												
288	H St. Bonaventure	58 39	198	H La Salle	82 56							
99	A Saint Louis	50 53	136	A George Washington	60 65							
221	H George Mason	84 63	143	H Massachusetts	77 81							
199	A Saint Joseph's	58 51	44	A Oklahoma St.	41 84							
84	A Dayton	41 54	215	H Kennesaw St.	75 72							

Non-Div I Games:

Duquesne

Average RPI Win: 233	WON-LOST	WINNING	LAST 10	STRENGTH OF	OPP. STRENGTH	TEAM	ADJ.	CONF.	ADJ CONF.
Average RPI Loss: 156	RECORD	PCT. RANK	GAMES	SCHEDULE	OF SCHEDULE	RPI	RPI	RPI	RPI
DIV. I ONLY	6- 14	275	3-7	133	291	240	240	25	25
DIV. I NON-CONF.	4- 10	259	1-3	66	294	212	212	22	22
TOTALS	RPI 1-25	RPI 26-50	W-L RECORDS	RPI 51-100	RPI 101-150	RPI 150+			
6- 14	0- 0	0- 1	OVERALL	1- 3	1- 3	4- 7			
2- 7	0- 0	0- 1	HOME	1- 1	0- 0	1- 5			
4- 7	0- 0	0- 0	AWAY	0- 2	1- 3	3- 2			
0- 0	0- 0	0- 0	NEUTRAL	0- 0	0- 0	0- 0			
4- 10	0- 0	0- 1	NON-CONFERENCE	1- 3	1- 2	2- 4			
2- 5	0- 0	0- 1	HOME	1- 1	0- 0	1- 3			
2- 5	0- 0	0- 0	AWAY	0- 2	1- 2	1- 1			
0- 0	0- 0	0- 0	NEUTRAL	0- 0	0- 0	0- 0			
2- 4	0- 0	0- 0	CONFERENCE	0- 0	0- 1	2- 3			
0- 2	0- 0	0- 0	HOME	0- 0	0- 0	0- 2			
2- 2	0- 0	0- 0	AWAY	0- 0	0- 1	2- 1			
0- 0	0- 0	0- 0	NEUTRAL	0- 0	0- 0	0- 0			

RPI S	Opponent	Score	RPI S	Opponent	Score	RPI S	Opponent	Score	RPI S	Opponent	Score	Team's RPI: 240
49	H Tennessee	68 72	62	A Georgia Tech	48 87	113	A Liberty	63 62				
			64	A Troy	61 79	134	A UNC Greensboro	47 63				
			90	H Wake Forest	67 60	137	A N.C. A&T	69 80				
			95	H Davidson	60 75	140	A Cornell	43 71				
						168	A Samford	34 68				
						177	H Furman	62 81				
						192	H Cleveland St.	54 62				
						213	A High Point	62 80				
						225	H UNC Asheville	54 72				
						237	H Radford	43 67				
						259	H South Alabama	65 60				
						279	A Appalachian St.	67 61				
						286	H Wofford	47 76				
						320	A Mercer	72 66				
						335	A Western Caro.	62 57				
LAST 10 Division I												
168	A Samford	34 68	134	A UNC Greensboro	47 63							
320	A Mercer	72 66	140	A Cornell	43 71							
286	H Wofford	47 76	259	H South Alabama	65 60							
177	H Furman	62 81	62	A Georgia Tech	48 87							
335	A Western Caro.	62 57	64	A Troy	61 79							

Non-Div I Games: Converse 73 35

ETSU

■ Loss,
 ■ Non-Conf,
 ■ S Site,
 ■ H Home
 ■ A Away
 N Neutral

East Carolina

Through Games Of Jan. 31, 2020

Average RPI Win:	280	WON-LOST	WINNING	LAST 10	STRENGTH OF	OPP. STRENGTH	TEAM	ADJ.	CONF.	ADJ CONF.
Average RPI Loss:	114	RECORD	PCT. RANK	GAMES	SCHEDULE	OF SCHEDULE	RPI	RPI	RPI	RPI
DIV. I ONLY	4- 16	311	1-9	92	107	268	268	9	9	
DIV. I NON-CONF.	3- 10	282	0-3	88	159	245	245	9	9	
TOTALS	RPI 1-25	RPI 26-50	W-L RECORDS	RPI 51-100	RPI 101-150	RPI 150+				
4- 16	0- 2	0- 1	OVERALL	0- 5	0- 3	4- 5				
3- 7	0- 1	0- 1	HOME	0- 1	0- 1	3- 3				
1- 7	0- 0	0- 0	AWAY	0- 3	0- 2	1- 2				
0- 2	0- 1	0- 0	NEUTRAL	0- 1	0- 0	0- 0				
3- 10	0- 1	0- 1	NON-CONFERENCE	0- 4	0- 3	3- 1				
2- 4	0- 0	0- 1	HOME	0- 1	0- 1	2- 1				
1- 4	0- 0	0- 0	AWAY	0- 2	0- 2	1- 0				
0- 2	0- 1	0- 0	NEUTRAL	0- 1	0- 0	0- 0				
1- 6	0- 1	0- 0	CONFERENCE	0- 1	0- 0	1- 4				
1- 3	0- 1	0- 0	HOME	0- 0	0- 0	1- 2				
0- 3	0- 0	0- 0	AWAY	0- 1	0- 0	0- 2				
0- 0	0- 0	0- 0	NEUTRAL	0- 0	0- 0	0- 0				

RPI 1-25				RPI 26-50				RPI 51-100				RPI 101+ Team's RPI: 268			
RPI	S	Opponent	Score	RPI	S	Opponent	Score	RPI	S	Opponent	Score	RPI	S	Opponent	Score
10	H	UConn	42 98	48	H	Middle Tenn.	66 68	61	A	UCF	55 91	104	A	VCU	40 53
14	N	Northwestern	45 64					70	H	Charlotte	47 59	113	A	Liberty	66 81
								71	A	Georgia	50 67	149	H	William & Mary	68 78
								84	N	Dayton	68 94	165	A	Houston	63 72
								90	A	Wake Forest	53 76	166	H	Wichita St.	53 61
												183	H	Memphis	71 65
												210	H	SMU	47 55
												224	A	Tulsa	56 58
												242	H	Howard	51 67
												272	A	Longwood	64 61
												324	H	UMES	57 42
												339	H	USC Upstate	69 48
LAST 10 Division I															
183	H	Memphis	71 65	210	H	SMU	47 55								
10	H	UConn	42 98	61	A	UCF	55 91								
224	A	Tulsa	56 58	71	A	Georgia	50 67								
165	A	Houston	63 72	84	N	Dayton	68 94								
166	H	Wichita St.	53 61	14	N	Northwestern	45 64								

Non-Div I Games:

East Carolina

Loss, Non-Conf, S Site, H Home A Away N Neutral

Average RPI Win:	269	WON-LOST	WINNING	LAST 10	STRENGTH OF	OPP. STRENGTH	TEAM	ADJ.	CONF.	ADJ CONF.
Average RPI Loss:	160	RECORD	PCT. RANK	GAMES	SCHEDULE	OF SCHEDULE	RPI	RPI	RPI	RPI
DIV. I ONLY	10- 9	162	5-5	338	208	251	251	20	20	
DIV. I NON-CONF.	5- 5	164	0-1	349	148	301	301	24	24	
TOTALS	RPI 1-25	RPI 26-50	W-L RECORDS	RPI 51-100	RPI 101-150	RPI 150+				
10- 9	0- 0	0- 0	OVERALL	1- 1	0- 3	9- 5				
3- 5	0- 0	0- 0	HOME	1- 0	0- 2	2- 3				
6- 4	0- 0	0- 0	AWAY	0- 1	0- 1	6- 2				
1- 0	0- 0	0- 0	NEUTRAL	0- 0	0- 0	1- 0				
5- 5	0- 0	0- 0	NON-CONFERENCE	0- 0	0- 2	5- 3				
1- 3	0- 0	0- 0	HOME	0- 0	0- 1	1- 2				
3- 2	0- 0	0- 0	AWAY	0- 0	0- 1	3- 1				
1- 0	0- 0	0- 0	NEUTRAL	0- 0	0- 0	1- 0				
5- 4	0- 0	0- 0	CONFERENCE	1- 1	0- 1	4- 2				
2- 2	0- 0	0- 0	HOME	1- 0	0- 1	1- 1				
3- 2	0- 0	0- 0	AWAY	0- 1	0- 0	3- 1				
0- 0	0- 0	0- 0	NEUTRAL	0- 0	0- 0	0- 0				

RPI 1-25				RPI 26-50				RPI 51-100				RPI 101+ Team's RPI: 251			
RPI	S	Opponent	Score	RPI	S	Opponent	Score	RPI	S	Opponent	Score	RPI	S	Opponent	Score
								56	A	Belmont	45 69	112	H	Loyola Chicago	51 67
								73	H	UT Martin	74 70	122	A	Wisconsin	55 63
												147	H	Southeast Mo. St.	65 77
												154	H	Tennessee Tech	62 75
												162	H	Valparaiso	66 78
												200	A	Northern Ill.	48 61
												208	A	Murray St.	87 92
												212	N	Western Ill.	60 52
												254	A	Morehead St.	57 51
												260	A	Lipscomb	66 56
												278	H	Indiana St.	57 59
												281	A	Eastern Ky.	83 63
												298	H	Omaha	65 52
												313	H	Jacksonville St.	55 52
												326	A	Evansville	90 44
												334	A	UIC	80 45
												343	A	Tennessee St.	73 52
LAST 10 Division I															
				208	A	Murray St.	87 92					254	A	Morehead St.	57 51
				147	H	Southeast Mo. St.	65 77					281	A	Eastern Ky.	83 63
				73	H	UT Martin	74 70					56	A	Belmont	45 69
				154	H	Tennessee Tech	62 75					343	A	Tennessee St.	73 52
				313	H	Jacksonville St.	55 52					162	H	Valparaiso	66 78

Non-Div I Games: Lindenwood (MO) 88 66

Eastern Ill.

Average RPI Win:	265	WON-LOST	WINNING	LAST 10	STRENGTH OF	OPP. STRENGTH	TEAM	ADJ.	CONF.	ADJ CONF.
Average RPI Loss:	166	RECORD	PCT. RANK	GAMES	SCHEDULE	OF SCHEDULE	RPI	RPI	RPI	RPI
DIV. I ONLY	7- 12	247	2-8	287	257	281	281	20	20	
DIV. I NON-CONF.	5- 5	164	0-1	282	149	208	208	24	24	
TOTALS	RPI 1-25	RPI 26-50	W-L RECORDS	RPI 51-100	RPI 101-150	RPI 150+				
7- 12	0- 0	0- 0	OVERALL	0- 5	0- 0	7- 7				
3- 6	0- 0	0- 0	HOME	0- 1	0- 0	3- 5				
4- 6	0- 0	0- 0	AWAY	0- 4	0- 0	4- 2				
0- 0	0- 0	0- 0	NEUTRAL	0- 0	0- 0	0- 0				
5- 5	0- 0	0- 0	NON-CONFERENCE	0- 3	0- 0	5- 2				
2- 2	0- 0	0- 0	HOME	0- 0	0- 0	2- 2				
3- 3	0- 0	0- 0	AWAY	0- 3	0- 0	3- 0				
0- 0	0- 0	0- 0	NEUTRAL	0- 0	0- 0	0- 0				
2- 7	0- 0	0- 0	CONFERENCE	0- 2	0- 0	2- 5				
1- 4	0- 0	0- 0	HOME	0- 1	0- 0	1- 3				
1- 3	0- 0	0- 0	AWAY	0- 1	0- 0	1- 2				
0- 0	0- 0	0- 0	NEUTRAL	0- 0	0- 0	0- 0				

RPI S	Opponent	Score	RPI S	Opponent	Score	RPI S	Opponent	Score	RPI S	Opponent	Score	Team's RPI: 281
						56	A Belmont	48 68	154	A Tennessee Tech	82 87	
						57	A IUPUI	42 72	154	H Tennessee Tech	42 60	
						73	H UT Martin	50 65	183	A Memphis	63 60	
						93	A Vanderbilt	69 75	197	H Miami (OH)	57 75	
						96	A Butler	41 73	223	H Northern Ky.	69 62	
									230	H Chattanooga	71 65	
									233	A Xavier	56 55	
									236	H Youngstown St.	63 72	
									251	H Eastern Ill.	63 83	
									313	A Jacksonville St.	54 68	
									313	H Jacksonville St.	33 43	
									320	A Mercer	61 60	
									321	H SIUE	49 46	
									343	A Tennessee St.	61 55	
LAST 10 Division I												
			73	H UT Martin	50 65	321	H SIUE	49 46				
			154	A Tennessee Tech	82 87	251	H Eastern Ill.	63 83				
			313	A Jacksonville St.	54 68	313	H Jacksonville St.	33 43				
			343	A Tennessee St.	61 55	154	H Tennessee Tech	42 60				
			56	A Belmont	48 68	57	A IUPUI	42 72				

Non-Div I Games: Alice Lloyd 102 65

Eastern Ky.

■ Loss,
 ■ Non-Conf,
 ■ S Site,
 ■ Home
 ■ A Away
 N Neutral

Average RPI Win:	222	WON-LOST	WINNING	LAST 10	STRENGTH OF	OPP. STRENGTH	TEAM	ADJ.	CONF.	ADJ CONF.
Average RPI Loss:	112	RECORD	PCT. RANK	GAMES	SCHEDULE	OF SCHEDULE	RPI	RPI	RPI	RPI
DIV. I ONLY	9- 9	171	7-3	174	144	164	164	10	10	
DIV. I NON-CONF.	4- 6	212	2-0	248	275	244	244	10	10	
TOTALS	RPI 1-25	RPI 26-50	W-L RECORDS	RPI 51-100	RPI 101-150	RPI 150+				
9- 9	0- 1	0- 1	OVERALL	0- 3	2- 1	7- 3				
5- 3	0- 1	0- 1	HOME	0- 1	1- 0	4- 0				
4- 6	0- 0	0- 0	AWAY	0- 2	1- 1	3- 3				
0- 0	0- 0	0- 0	NEUTRAL	0- 0	0- 0	0- 0				
4- 6	0- 0	0- 1	NON-CONFERENCE	0- 1	1- 1	3- 3				
2- 2	0- 0	0- 1	HOME	0- 1	1- 0	1- 0				
2- 4	0- 0	0- 0	AWAY	0- 0	0- 1	2- 3				
0- 0	0- 0	0- 0	NEUTRAL	0- 0	0- 0	0- 0				
5- 3	0- 1	0- 0	CONFERENCE	0- 2	1- 0	4- 0				
3- 1	0- 1	0- 0	HOME	0- 0	0- 0	3- 0				
2- 2	0- 0	0- 0	AWAY	0- 2	1- 0	1- 0				
0- 0	0- 0	0- 0	NEUTRAL	0- 0	0- 0	0- 0				

RPI 1-25				RPI 26-50				RPI 51-100				RPI 101+ Team's RPI: 164			
RPI	S	Opponent	Score	RPI	S	Opponent	Score	RPI	S	Opponent	Score	RPI	S	Opponent	Score
18	H	Central Mich.	82 89	47	H	Michigan	38 57	77	A	Ball St.	54 59	102	A	Michigan St.	50 85
								81	A	Buffalo	63 66	106	A	Kent St.	74 69
								94	H	Southern Ill.	54 85	147	H	Southeast Mo. St.	69 64
												166	A	Wichita St.	52 63
												179	A	Toledo	77 62
												186	A	Binghamton	67 78
												197	H	Miami (OH)	80 53
												200	H	Northern Ill.	62 55
												204	H	Bowling Green	78 61
												236	A	Youngstown St.	77 79
												315	H	Purdue Fort Wayne	64 40
												317	A	Detroit Mercy	84 70
												334	A	UIC	68 59
LAST 10 Division I															
179	A	Toledo	77 62	77	A	Ball St.	54 59								
200	H	Northern Ill.	62 55	106	A	Kent St.	74 69								
18	H	Central Mich.	82 89	204	H	Bowling Green	78 61								
81	A	Buffalo	63 66	317	A	Detroit Mercy	84 70								
197	H	Miami (OH)	80 53	334	A	UIC	68 59								

Non-Div I Games: Olivet 95 38

Eastern Mich.

■ Loss,
 ■ Non-Conf,
 ■ S Site,
 ■ H Home
 ■ A Away
 N Neutral

Average RPI Win:	305	WON-LOST	WINNING	LAST 10	STRENGTH OF	OPP. STRENGTH	TEAM	ADJ.	CONF.	ADJ CONF.
Average RPI Loss:	141	RECORD	PCT. RANK	GAMES	SCHEDULE	OF SCHEDULE	RPI	RPI	RPI	RPI
DIV. I ONLY	1- 15	343	1-9	60	203	295	295	19	19	
DIV. I NON-CONF.	0- 8	338	0-2	6	123	236	236	17	17	
TOTALS	RPI 1-25	RPI 26-50	W-L RECORDS	RPI 51-100	RPI 101-150	RPI 150+				
1- 15	0- 2	0- 0	OVERALL	0- 3	0- 3	1- 7				
1- 4	0- 0	0- 0	HOME	0- 0	0- 2	1- 2				
0- 10	0- 2	0- 0	AWAY	0- 2	0- 1	0- 5				
0- 1	0- 0	0- 0	NEUTRAL	0- 1	0- 0	0- 0				
0- 8	0- 2	0- 0	NON-CONFERENCE	0- 2	0- 2	0- 2				
0- 2	0- 0	0- 0	HOME	0- 0	0- 1	0- 1				
0- 5	0- 2	0- 0	AWAY	0- 1	0- 1	0- 1				
0- 1	0- 0	0- 0	NEUTRAL	0- 1	0- 0	0- 0				
1- 7	0- 0	0- 0	CONFERENCE	0- 1	0- 1	1- 5				
1- 2	0- 0	0- 0	HOME	0- 0	0- 1	1- 1				
0- 5	0- 0	0- 0	AWAY	0- 1	0- 0	0- 4				
0- 0	0- 0	0- 0	NEUTRAL	0- 0	0- 0	0- 0				

RPI 1-25				RPI 26-50				RPI 51-100				RPI 101+ Team's RPI: 295			
RPI	S	Opponent	Score	RPI	S	Opponent	Score	RPI	S	Opponent	Score	RPI	S	Opponent	Score
4	A	Stanford	27 92					54	N	Bradley	46 66	109	H	Boise St.	61 63
9	A	Gonzaga	44 84					92	A	Idaho	60 69	115	H	Montana St.	85 89
								100	A	Utah	49 87	126	A	San Jose St.	66 84
												180	A	Montana	54 92
												191	A	Portland St.	58 75
												207	A	Southern Utah	50 71
												226	A	Northern Colo.	42 63
												227	H	Pepperdine	52 53
												232	A	UMKC	55 66
												239	H	Idaho St.	47 67
												305	H	Weber St.	63 53
LAST 10 Division I															
226	A	Northern Colo.	42 63	191	A	Portland St.	58 75								
207	A	Southern Utah	50 71	239	H	Idaho St.	47 67								
115	H	Montana St.	85 89	305	H	Weber St.	63 53								
92	A	Idaho	60 69	54	N	Bradley	46 66								
180	A	Montana	54 92	232	A	UMKC	55 66								

Non-Div I Games: Northwest Chrst. 81 62

Eastern Wash.

■ Loss,
 ■ Non-Conf,
 ■ S Site,
 ■ Home
 ■ A Away
 N Neutral

Average RPI Win:	244	WON-LOST	WINNING	LAST 10	STRENGTH OF	OPP. STRENGTH	TEAM	ADJ.	CONF.	ADJ CONF.
Average RPI Loss:	94	RECORD	PCT. RANK	GAMES	SCHEDULE	OF SCHEDULE	RPI	RPI	RPI	RPI
DIV. I ONLY	8- 11	219	5-5	83	182	157	157	14	14	
DIV. I NON-CONF.	4- 6	212	1-0	39	231	120	120	13	13	
TOTALS	RPI 1-25	RPI 26-50	W-L RECORDS	RPI 51-100	RPI 101-150	RPI 150+				
8- 11	0- 1	0- 1	OVERALL	0- 5	0- 3	8- 1				
4- 4	0- 0	0- 0	HOME	0- 2	0- 1	4- 1				
4- 5	0- 1	0- 1	AWAY	0- 2	0- 1	4- 0				
0- 2	0- 0	0- 0	NEUTRAL	0- 1	0- 1	0- 0				
4- 6	0- 1	0- 0	NON-CONFERENCE	0- 4	0- 1	4- 0				
2- 1	0- 0	0- 0	HOME	0- 1	0- 0	2- 0				
2- 3	0- 1	0- 0	AWAY	0- 2	0- 0	2- 0				
0- 2	0- 0	0- 0	NEUTRAL	0- 1	0- 1	0- 0				
4- 5	0- 0	0- 1	CONFERENCE	0- 1	0- 2	4- 1				
2- 3	0- 0	0- 0	HOME	0- 1	0- 1	2- 1				
2- 2	0- 0	0- 1	AWAY	0- 0	0- 1	2- 0				
0- 0	0- 0	0- 0	NEUTRAL	0- 0	0- 0	0- 0				

RPI 1-25				RPI 26-50				RPI 51-100				RPI 101+ Team's RPI: 157			
RPI	S	Opponent	Score	RPI	S	Opponent	Score	RPI	S	Opponent	Score	RPI	S	Opponent	Score
17	A	NC State	49 62	43	A	James Madison	48 61	57	N	IUPUI	53 59	119	N	Coastal Caro.	65 76
								60	A	North Carolina	46 76	128	A	Northeastern	65 68
								68	H	Drexel	53 55	149	H	William & Mary	77 84
								83	A	Marist	55 63	174	A	Towson	74 61
								90	H	Wake Forest	57 69	177	A	Furman	87 76
												188	A	UNLV	50 44
												220	H	Delaware	56 65
												245	H	UNCW	77 53
												248	H	Col. of Charleston	90 48
												279	H	Appalachian St.	67 66
												307	A	Hofstra	69 56
												335	H	Western Caro.	68 24
LAST 10 Division I															
149	H	William & Mary	77 84	245	H	UNCW	77 53								
220	H	Delaware	56 65	248	H	Col. of Charleston	90 48								
68	H	Drexel	53 55	43	A	James Madison	48 61								
307	A	Hofstra	69 56	174	A	Towson	74 61								
128	A	Northeastern	65 68	177	A	Furman	87 76								

Non-Div I Games: Newberry 73 53

Elon

■ Loss,
 ■ Non-Conf, S Site,
 ■ Home
 ■ Away
 N Neutral

Evansville

Through Games Of Jan. 31, 2020

Average RPI Win:	308	WON-LOST	WINNING	LAST 10	STRENGTH OF	OPP. STRENGTH	TEAM	ADJ.	CONF.	ADJ CONF.
Average RPI Loss:	155	RECORD	PCT. RANK	GAMES	SCHEDULE	OF SCHEDULE	RPI	RPI	RPI	RPI
DIV. I ONLY	2- 17	339	0-10	207	186	326	326	7	7	
DIV. I NON-CONF.	2- 8	295	0-1	342	332	345	345	7	7	
TOTALS	RPI 1-25	RPI 26-50	W-L RECORDS	RPI 51-100	RPI 101-150	RPI 150+				
2- 17	0- 1	0- 1	OVERALL	0- 4	0- 3	2- 8				
2- 6	0- 1	0- 0	HOME	0- 1	0- 1	2- 3				
0- 11	0- 0	0- 1	AWAY	0- 3	0- 2	0- 5				
0- 0	0- 0	0- 0	NEUTRAL	0- 0	0- 0	0- 0				
2- 8	0- 0	0- 0	NON-CONFERENCE	0- 0	0- 2	2- 6				
2- 2	0- 0	0- 0	HOME	0- 0	0- 0	2- 2				
0- 6	0- 0	0- 0	AWAY	0- 0	0- 2	0- 4				
0- 0	0- 0	0- 0	NEUTRAL	0- 0	0- 0	0- 0				
0- 9	0- 1	0- 1	CONFERENCE	0- 4	0- 1	0- 2				
0- 4	0- 1	0- 0	HOME	0- 1	0- 1	0- 1				
0- 5	0- 0	0- 1	AWAY	0- 3	0- 0	0- 1				
0- 0	0- 0	0- 0	NEUTRAL	0- 0	0- 0	0- 0				

RPI S	Opponent	Score	RPI S	Opponent	Score	RPI S	Opponent	Score	RPI S	Opponent	Score	Team's RPI: 326
12	H Missouri St.	55 81	31	A Drake	44 108	52	A UNI	60 76	112	H Loyola Chicago	61 71	
						54	A Bradley	51 82	145	A Illinois	44 59	
						75	A Illinois St.	58 81	147	A Southeast Mo. St.	60 83	
						94	H Southern Ill.	57 70	162	H Valparaiso	66 88	
									176	A Austin Peay	64 80	
									197	A Miami (OH)	64 72	
									208	H Murray St.	59 61	
									251	H Eastern Ill.	44 90	
									267	H Marshall	66 62	
									278	A Indiana St.	58 68	
									315	A Purdue Fort Wayne	64 67	
									321	A SIUE	74 85	
									348	H Chicago St.	76 42	
LAST 10 Division I												
278	A Indiana St.	58 68	162	H Valparaiso	66 88							
12	H Missouri St.	55 81	112	H Loyola Chicago	61 71							
94	H Southern Ill.	57 70	75	A Illinois St.	58 81							
31	A Drake	44 108	54	A Bradley	51 82							
52	A UNI	60 76	197	A Miami (OH)	64 72							

Non-Div I Games: Brescia 77 61

Evansville

Loss, Non-Conf, S Site, H Home A Away N Neutral

Average RPI Win:	171	WON-LOST	WINNING	LAST 10	STRENGTH OF	OPP. STRENGTH	TEAM	ADJ.	CONF.	ADJ CONF.
Average RPI Loss:	23	RECORD	PCT. RANK	GAMES	SCHEDULE	OF SCHEDULE	RPI	RPI	RPI	RPI
DIV. I ONLY	17- 2	13	9-1	150	86	33	33	16	16	
DIV. I NON-CONF.	10- 2	30	2-1	99	16	27	27	16	16	
TOTALS	RPI 1-25	RPI 26-50	W-L RECORDS	RPI 51-100	RPI 101-150	RPI 150+				
17- 2	0- 2	1- 0	OVERALL	5- 0	2- 0	9- 0				
7- 1	0- 1	1- 0	HOME	1- 0	1- 0	4- 0				
6- 1	0- 1	0- 0	AWAY	2- 0	0- 0	4- 0				
4- 0	0- 0	0- 0	NEUTRAL	2- 0	1- 0	1- 0				
10- 2	0- 2	1- 0	NON-CONFERENCE	4- 0	1- 0	4- 0				
3- 1	0- 1	1- 0	HOME	1- 0	0- 0	1- 0				
3- 1	0- 1	0- 0	AWAY	1- 0	0- 0	2- 0				
4- 0	0- 0	0- 0	NEUTRAL	2- 0	1- 0	1- 0				
7- 0	0- 0	0- 0	CONFERENCE	1- 0	1- 0	5- 0				
4- 0	0- 0	0- 0	HOME	0- 0	1- 0	3- 0				
3- 0	0- 0	0- 0	AWAY	1- 0	0- 0	2- 0				
0- 0	0- 0	0- 0	NEUTRAL	0- 0	0- 0	0- 0				

RPI 1-25				RPI 26-50				Team's RPI: 33				RPI 51-100				RPI 101+			
RPI	S	Opponent	Score	RPI	S	Opponent	Score	RPI	S	Opponent	Score	RPI	S	Opponent	Score	RPI	S	Opponent	Score
21	A	Princeton	53 67	39	H	Duke	78 56	53	A	Temple	93 67	113	H	Liberty	64 57				
24	H	LSU	63 74					61	H	UCF	72 50	124	N	Notre Dame	69 60				
								74	N	South Dakota St.	71 70	165	A	Houston	57 45				
								76	N	South Fla.	81 77	169	A	North Ala.	74 63				
								78	A	North Florida	72 50	215	H	Kennesaw St.	80 63				
												247	N	Saint Francis (PA)	97 64				
												258	A	Stetson	89 47				
												260	H	Lipscomb	82 56				
												292	A	FIU	100 54				
												332	H	NJIT	82 39				
												344	H	Central Conn. St.	94 60				
LAST 10 Division I																			
332	H	NJIT	82 39	113	H	Liberty	64 57												
215	H	Kennesaw St.	80 63	260	H	Lipscomb	82 56												
169	A	North Ala.	74 63	39	H	Duke	78 56												
78	A	North Florida	72 50	53	A	Temple	93 67												
258	A	Stetson	89 47	24	H	LSU	63 74												

Non-Div I Games: Webber Int'l 99 48 Fla. Memorial 91 47 Johnson & Wales (FL89 56

FGCU

Loss, Non-Conf, S Site, H Home A Away N Neutral

Average RPI Win:	299	WON-LOST	WINNING	LAST 10	STRENGTH OF	OPP. STRENGTH	TEAM	ADJ.	CONF.	ADJ CONF.
Average RPI Loss:	150	RECORD	PCT. RANK	GAMES	SCHEDULE	OF SCHEDULE	RPI	RPI	RPI	RPI
DIV. I ONLY	5- 15	294	2-8	176	255	292	292	13	13	
DIV. I NON-CONF.	3- 8	268	0-1	263	335	316	316	14	14	
TOTALS	RPI 1-25	RPI 26-50	W-L RECORDS	RPI 51-100	RPI 101-150	RPI 150+				
5- 15	0- 0	0- 3	OVERALL	0- 2	0- 2	5- 8				
2- 10	0- 0	0- 2	HOME	0- 2	0- 1	2- 5				
3- 5	0- 0	0- 1	AWAY	0- 0	0- 1	3- 3				
0- 0	0- 0	0- 0	NEUTRAL	0- 0	0- 0	0- 0				
3- 8	0- 0	0- 1	NON-CONFERENCE	0- 1	0- 0	3- 6				
1- 7	0- 0	0- 1	HOME	0- 1	0- 0	1- 5				
2- 1	0- 0	0- 0	AWAY	0- 0	0- 0	2- 1				
0- 0	0- 0	0- 0	NEUTRAL	0- 0	0- 0	0- 0				
2- 7	0- 0	0- 2	CONFERENCE	0- 1	0- 2	2- 2				
1- 3	0- 0	0- 1	HOME	0- 1	0- 1	1- 0				
1- 4	0- 0	0- 1	AWAY	0- 0	0- 1	1- 2				
0- 0	0- 0	0- 0	NEUTRAL	0- 0	0- 0	0- 0				

RPI S	Opponent	Score	RPI S	Opponent	Score	RPI S	Opponent	Score	RPI S	Opponent	Score	Team's RPI: 292
30	H Old Dominion	39 66	33	H FGCU	54 100	70	H Charlotte	50 64	103	H Rice	47 68	
48	A Middle Tenn.	56 72				78	H North Florida	49 64	127	A UAB	58 71	
									151	H Bethune-Cookman	60 65	
									176	H Austin Peay	56 58	
									203	A Jacksonville	52 77	
									217	A UTEP	34 64	
									218	H Brown	57 72	
									223	H Northern Ky.	45 67	
									238	H North Texas	58 56	
									267	A Marshall	68 65	
									273	H Oakland	49 58	
									302	A UTSA	45 60	
									322	A N.C. Central	59 58	
									330	A Georgia St.	70 63	
									337	H Grambling	56 55	
LAST 10 Division I												
267	A Marshall	68 65	103	H Rice	47 68							
70	H Charlotte	50 64	238	H North Texas	58 56							
30	H Old Dominion	39 66	302	A UTSA	45 60							
48	A Middle Tenn.	56 72	217	A UTEP	34 64							
127	A UAB	58 71	218	H Brown	57 72							

Non-Div I Games:

FIU

Fairfield

Through Games Of Jan. 31, 2020

Average RPI Win:	271	WON-LOST	WINNING	LAST 10	STRENGTH OF	OPP. STRENGTH	TEAM	ADJ.	CONF.	ADJ CONF.
Average RPI Loss:	124	RECORD	PCT. RANK	GAMES	SCHEDULE	OF SCHEDULE	RPI	RPI	RPI	RPI
DIV. I ONLY	10- 8	143	7-3	300	194	206	206	24	24	
DIV. I NON-CONF.	3- 6	235	0-1	299	112	297	297	25	25	
TOTALS	RPI 1-25	RPI 26-50	W-L RECORDS	RPI 51-100	RPI 101-150	RPI 150+				
10- 8	0- 0	0- 1	OVERALL	1- 3	0- 0	9- 4				
7- 2	0- 0	0- 0	HOME	1- 0	0- 0	6- 2				
3- 6	0- 0	0- 1	AWAY	0- 3	0- 0	3- 2				
0- 0	0- 0	0- 0	NEUTRAL	0- 0	0- 0	0- 0				
3- 6	0- 0	0- 1	NON-CONFERENCE	0- 2	0- 0	3- 3				
2- 2	0- 0	0- 0	HOME	0- 0	0- 0	2- 2				
1- 4	0- 0	0- 1	AWAY	0- 2	0- 0	1- 1				
0- 0	0- 0	0- 0	NEUTRAL	0- 0	0- 0	0- 0				
7- 2	0- 0	0- 0	CONFERENCE	1- 1	0- 0	6- 1				
5- 0	0- 0	0- 0	HOME	1- 0	0- 0	4- 0				
2- 2	0- 0	0- 0	AWAY	0- 1	0- 0	2- 1				
0- 0	0- 0	0- 0	NEUTRAL	0- 0	0- 0	0- 0				

RPI 1-25				RPI 26-50				RPI 51-100				RPI 101+				Team's RPI: 206	
RPI	S	Opponent	Score	RPI	S	Opponent	Score	RPI	S	Opponent	Score	RPI	S	Opponent	Score		
				46	A	St. John's (NY)	69 71	53	A	Temple	59 77	156	H	Dartmouth	51 52		
								79	A	Seton Hall	44 74	175	A	Quinnipiac	62 76		
								83	H	Marist	52 48	178	A	Rhode Island	41 74		
								86	A	Rider	52 60	214	H	Manhattan	87 47		
												218	H	Brown	44 58		
												222	A	Iona	52 40		
												275	H	Navy	66 52		
												290	H	Monmouth	49 38		
												300	A	Siena	65 35		
												307	H	Hofstra	73 64		
												336	H	Saint Peter's	67 48		
												338	H	Canisius	72 70		
												347	A	LIU Brooklyn	53 51		
LAST 10 Division I																	
				83	H	Marist	52 48	338	H	Canisius	72 70						
				86	A	Rider	52 60	336	H	Saint Peter's	67 48						
				175	A	Quinnipiac	62 76	290	H	Monmouth	49 38						
				214	H	Manhattan	87 47	300	A	Siena	65 35						
				222	A	Iona	52 40	218	H	Brown	44 58						

Non-Div I Games:

Fairfield

■ Loss,
 ■ Non-Conf,
 ■ S Site,
 ■ H Home
 ■ A Away
 N Neutral

Average RPI Win: 305		WON-LOST	WINNING	LAST 10	STRENGTH OF	OPP. STRENGTH	TEAM	ADJ.	CONF.	ADJ CONF.
Average RPI Loss: 248		RECORD	PCT. RANK	GAMES	SCHEDULE	OF SCHEDULE	RPI	RPI	RPI	RPI
DIV. I ONLY		7- 12	247	5-5	350	345	331	331	29	29
DIV. I NON-CONF.		3- 8	268	1-1	339	338	334	334	29	29
TOTALS		RPI 1-25	RPI 26-50	W-L RECORDS	RPI 51-100	RPI 101-150	RPI 150+			
7- 12	0- 0		0- 0	OVERALL	0- 0	0- 0	7- 12			
4- 5	0- 0		0- 0	HOME	0- 0	0- 0	4- 5			
3- 7	0- 0		0- 0	AWAY	0- 0	0- 0	3- 7			
0- 0	0- 0		0- 0	NEUTRAL	0- 0	0- 0	0- 0			
3- 8	0- 0		0- 0	NON-CONFERENCE	0- 0	0- 0	3- 8			
1- 4	0- 0		0- 0	HOME	0- 0	0- 0	1- 4			
2- 4	0- 0		0- 0	AWAY	0- 0	0- 0	2- 4			
0- 0	0- 0		0- 0	NEUTRAL	0- 0	0- 0	0- 0			
4- 4	0- 0		0- 0	CONFERENCE	0- 0	0- 0	4- 4			
3- 1	0- 0		0- 0	HOME	0- 0	0- 0	3- 1			
1- 3	0- 0		0- 0	AWAY	0- 0	0- 0	1- 3			
0- 0	0- 0		0- 0	NEUTRAL	0- 0	0- 0	0- 0			

RPI 1-25				RPI 26-50				RPI 51-100				RPI 101+ Team's RPI: 331			
RPI	S	Opponent	Score	RPI	S	Opponent	Score	RPI	S	Opponent	Score	RPI	S	Opponent	Score
												170	A	Merrimack	51 62
												184	A	Lafayette	29 61
												186	H	Binghamton	48 60
												209	A	UMass Lowell	56 61
												214	H	Manhattan	61 62
												242	A	Howard	56 64
												247	H	Saint Francis (PA)	56 47
												266	A	Sacred Heart	53 68
												266	H	Sacred Heart	65 60
												275	A	Pittsburgh	60 69
												285	H	Loyola Maryland	46 75
												289	H	Army West Point	68 70
												300	H	Siena	67 58
												309	A	St. Francis Brooklyn	62 57
												311	H	Bryant	45 57
												332	A	NJIT	68 59
												336	A	Saint Peter's	77 71
												344	H	Central Conn. St.	66 47
												347	A	LIU Brooklyn	63 68
EAST 10 Division I															
				170	A	Merrimack	51 62	247	H	Saint Francis (PA)	56 47				
				266	A	Sacred Heart	53 68	311	H	Bryant	45 57				
				344	H	Central Conn. St.	66 47	309	A	St. Francis Brooklyn	62 57				
				266	H	Sacred Heart	65 60	209	A	UMass Lowell	56 61				
				347	A	LIU Brooklyn	63 68	336	A	Saint Peter's	77 71				

Non-Div I Games:

Fairleigh Dickinson

■ Loss, ■ Non-Conf, S Site, H Home A Away N Neutral

Average RPI Win:	230	WON-LOST	WINNING	LAST 10	STRENGTH OF	OPP. STRENGTH	TEAM	ADJ.	CONF.	ADJ CONF.
Average RPI Loss:	98	RECORD	PCT. RANK	GAMES	SCHEDULE	OF SCHEDULE	RPI	RPI	RPI	RPI
DIV. I ONLY	9- 11	206	3-7	91	148	163	163	13	13	
DIV. I NON-CONF.	6- 5	151	0-1	181	205	176	176	14	14	
TOTALS	RPI 1-25	RPI 26-50	W-L RECORDS	RPI 51-100	RPI 101-150	RPI 150+				
9- 11	0- 1	0- 3	OVERALL	1- 0	1- 5	7- 2				
6- 5	0- 0	0- 1	HOME	1- 0	0- 3	5- 1				
3- 6	0- 1	0- 2	AWAY	0- 0	1- 2	2- 1				
0- 0	0- 0	0- 0	NEUTRAL	0- 0	0- 0	0- 0				
6- 5	0- 1	0- 0	NON-CONFERENCE	0- 0	1- 3	5- 1				
4- 3	0- 0	0- 0	HOME	0- 0	0- 2	4- 1				
2- 2	0- 1	0- 0	AWAY	0- 0	1- 1	1- 0				
0- 0	0- 0	0- 0	NEUTRAL	0- 0	0- 0	0- 0				
3- 6	0- 0	0- 3	CONFERENCE	1- 0	0- 2	2- 1				
2- 2	0- 0	0- 1	HOME	1- 0	0- 1	1- 0				
1- 4	0- 0	0- 2	AWAY	0- 0	0- 1	1- 1				
0- 0	0- 0	0- 0	NEUTRAL	0- 0	0- 0	0- 0				

RPI 1-25				RPI 26-50				RPI 51-100				RPI 101+ Team's RPI: 163			
RPI	S	Opponent	Score	RPI	S	Opponent	Score	RPI	S	Opponent	Score	RPI	S	Opponent	Score
6	A	Iowa	53 85	28	A	Western Ky.	59 68	70	H	Charlotte	65 44	101	H	Kansas	60 90
				30	H	Old Dominion	63 75					103	H	Rice	69 78
				48	A	Middle Tenn.	66 81					118	A	Richmond	55 57
												121	H	Harvard	51 65
												127	A	UAB	73 92
												146	A	Western Mich.	80 79
												177	H	Furman	63 69
												181	A	Hampton	64 63
												201	H	Little Rock	79 72
												217	A	UTEP	65 96
												238	H	North Texas	84 78
												285	H	Loyola Maryland	72 61
												300	H	Siena	83 39
												302	A	UTSA	80 53
												344	H	Central Conn. St.	72 54
LAST 10 Division I															
				28	A	Western Ky.	59 68	238	H	North Texas	84 78				
				30	H	Old Dominion	63 75	103	H	Rice	69 78				
				70	H	Charlotte	65 44	217	A	UTEP	65 96				
				127	A	UAB	73 92	302	A	UTSA	80 53				
				48	A	Middle Tenn.	66 81	121	H	Harvard	51 65				

Non-Div I Games:

Florida

Through Games Of Jan. 31, 2020

Average RPI Win:	236	WON-LOST	WINNING	LAST 10	STRENGTH OF	OPP. STRENGTH	TEAM	ADJ.	CONF.	ADJ CONF.
Average RPI Loss:	39	RECORD	PCT. RANK	GAMES	SCHEDULE	OF SCHEDULE	RPI	RPI	RPI	RPI
DIV. I ONLY	11- 10	167	3-7	100	83	144	144	4	4	
DIV. I NON-CONF.	9- 4	84	1-1	307	178	189	189	5	5	
TOTALS	RPI 1-25	RPI 26-50	W-L RECORDS	RPI 51-100	RPI 101-150	RPI 150+				
11- 10	0- 6	0- 2	OVERALL	2- 1	1- 1	8- 0				
7- 5	0- 4	0- 1	HOME	2- 0	0- 0	5- 0				
3- 4	0- 2	0- 1	AWAY	0- 0	1- 1	2- 0				
1- 1	0- 0	0- 0	NEUTRAL	0- 1	0- 0	1- 0				
9- 4	0- 2	0- 0	NON-CONFERENCE	1- 1	0- 1	8- 0				
6- 2	0- 2	0- 0	HOME	1- 0	0- 0	5- 0				
2- 1	0- 0	0- 0	AWAY	0- 0	0- 1	2- 0				
1- 1	0- 0	0- 0	NEUTRAL	0- 1	0- 0	1- 0				
2- 6	0- 4	0- 2	CONFERENCE	1- 0	1- 0	0- 0				
1- 3	0- 2	0- 1	HOME	1- 0	0- 0	0- 0				
1- 3	0- 2	0- 1	AWAY	0- 0	1- 0	0- 0				
0- 0	0- 0	0- 0	NEUTRAL	0- 0	0- 0	0- 0				

RPI S	Opponent	Score	RPI S	Opponent	Score	RPI S	Opponent	Score	RPI S	Opponent	Score	Team's RPI: 144
13	H Indiana	49 73	41	A Arkansas	57 79	90	N Wake Forest	68 73	101	A Kansas	66 76	
15	A Mississippi St.	47 93	49	H Tennessee	50 78	93	H Vanderbilt	68 60	130	A Auburn	83 63	
16	A Texas A&M	42 69				95	H Davidson	55 50	168	H Samford	84 48	
22	H Kentucky	45 65							233	N Xavier	67 64	
23	H Florida St.	55 66							272	H Longwood	71 54	
24	H LSU	68 77							299	H Presbyterian	60 46	
									304	A Prairie View	51 44	
									320	H Mercer	71 50	
									337	A Grambling	72 65	
									350	H Florida A&M	84 40	
LAST 10 Division I												
24	H LSU	68 77	130	A Auburn	83 63							
41	A Arkansas	57 79	93	H Vanderbilt	68 60							
16	A Texas A&M	42 69	15	A Mississippi St.	47 93							
49	H Tennessee	50 78	95	H Davidson	55 50							
22	H Kentucky	45 65	90	N Wake Forest	68 73							

Non-Div I Games:

Florida

Loss, Non-Conf, S Site, H Home A Away N Neutral

Average RPI Win:	346	WON-LOST	WINNING	LAST 10	STRENGTH OF	OPP. STRENGTH	TEAM	ADJ.	CONF.	ADJ CONF.
Average RPI Loss:	239	RECORD	PCT. RANK	GAMES	SCHEDULE	OF SCHEDULE	RPI	RPI	RPI	RPI
DIV. I ONLY	2- 15	336	2-8	342	351	350	350	30	30	
DIV. I NON-CONF.	0- 9	338	0-2	297	351	350	350	31	31	
TOTALS	RPI 1-25	RPI 26-50	W-L RECORDS	RPI 51-100	RPI 101-150	RPI 150+				
2- 15	0- 1	0- 0	OVERALL	0- 0	0- 2	2- 12				
1- 4	0- 0	0- 0	HOME	0- 0	0- 0	1- 4				
1- 11	0- 1	0- 0	AWAY	0- 0	0- 2	1- 8				
0- 0	0- 0	0- 0	NEUTRAL	0- 0	0- 0	0- 0				
0- 9	0- 1	0- 0	NON-CONFERENCE	0- 0	0- 1	0- 7				
0- 2	0- 0	0- 0	HOME	0- 0	0- 0	0- 2				
0- 7	0- 1	0- 0	AWAY	0- 0	0- 1	0- 5				
0- 0	0- 0	0- 0	NEUTRAL	0- 0	0- 0	0- 0				
2- 6	0- 0	0- 0	CONFERENCE	0- 0	0- 1	2- 5				
1- 2	0- 0	0- 0	HOME	0- 0	0- 0	1- 2				
1- 4	0- 0	0- 0	AWAY	0- 0	0- 1	1- 3				
0- 0	0- 0	0- 0	NEUTRAL	0- 0	0- 0	0- 0				

RPI 1-25				RPI 26-50				RPI 51-100				RPI 101+ Team's RPI: 350			
RPI	S	Opponent	Score	RPI	S	Opponent	Score	RPI	S	Opponent	Score	RPI	S	Opponent	Score
24	A	LSU	45 73									137	A	N.C. A&T	44 71
												144	A	Florida	40 84
												153	A	Texas Tech	60 98
												182	A	Norfolk St.	51 59
												203	H	Jacksonville	54 88
												242	A	Howard	58 72
												265	H	Morgan St.	47 59
												277	H	Alabama A&M	53 77
												313	A	Jacksonville St.	67 72
												318	A	Alcorn	42 58
												322	A	N.C. Central	57 66
												322	H	N.C. Central	70 71
												339	A	USC Upstate	61 74
												342	H	Coppin St.	58 48
												349	A	South Carolina St.	44 39
												351	A	Mississippi Val.	70 71
LAST 10 Division I															
182	A	Norfolk St.	51 59	265	H	Morgan St.	47 59								
242	A	Howard	58 72	137	A	N.C. A&T	44 71								
322	H	N.C. Central	70 71	322	A	N.C. Central	57 66								
349	A	South Carolina St.	44 39	24	A	LSU	45 73								
342	H	Coppin St.	58 48	277	H	Alabama A&M	53 77								

Non-Div I Games: Johnson (FL) 102 40 Trinity Baptist 103 54

Florida A&M

■ Loss,
 ■ Non-Conf, S Site,
 ■ Home
 ■ Away
 N Neutral

Average RPI Win:	116	WON-LOST	WINNING	LAST 10	STRENGTH OF	OPP. STRENGTH	TEAM	ADJ.	CONF.	ADJ CONF.
Average RPI Loss:	63	RECORD	PCT. RANK	GAMES	SCHEDULE	OF SCHEDULE	RPI	RPI	RPI	RPI
DIV. I ONLY	17- 4	30	6-4	40	27	23	23	5	5	
DIV. I NON-CONF.	11- 0	1	1-0	97	52	9	9	3	3	
TOTALS	RPI 1-25	RPI 26-50	W-L RECORDS	RPI 51-100	RPI 101-150	RPI 150+				
17- 4	2- 1	3- 0	OVERALL	5- 2	2- 1	5- 0				
9- 2	0- 0	2- 0	HOME	3- 2	1- 0	3- 0				
6- 2	1- 1	0- 0	AWAY	2- 0	1- 1	2- 0				
2- 0	1- 0	1- 0	NEUTRAL	0- 0	0- 0	0- 0				
11- 0	2- 0	2- 0	NON-CONFERENCE	1- 0	2- 0	4- 0				
6- 0	0- 0	1- 0	HOME	1- 0	1- 0	3- 0				
3- 0	1- 0	0- 0	AWAY	0- 0	1- 0	1- 0				
2- 0	1- 0	1- 0	NEUTRAL	0- 0	0- 0	0- 0				
6- 4	0- 1	1- 0	CONFERENCE	4- 2	0- 1	1- 0				
3- 2	0- 0	1- 0	HOME	2- 2	0- 0	0- 0				
3- 2	0- 1	0- 0	AWAY	2- 0	0- 1	1- 0				
0- 0	0- 0	0- 0	NEUTRAL	0- 0	0- 0	0- 0				

RPI 1-25				Team's RPI: 23		RPI 26-50				RPI 51-100				RPI 101+					
RPI	S	Opponent	Score		RPI	S	Opponent	Score		RPI	S	Opponent	Score		RPI	S	Opponent	Score	
16	N	Texas A&M	80	58	35	H	Virginia Tech	86	62	59	A	Miami (FL)	73	62	102	H	Michigan St.	78	68
17	A	NC State	51	68	46	H	St. John's (NY)	74	70	59	H	Miami (FL)	79	61	105	A	Syracuse	89	90
24	A	LSU	70	62	47	N	Michigan	79	69	60	H	North Carolina	78	64	144	A	Florida	66	55
										62	H	Georgia Tech	52	67	168	H	Samford	88	59
										66	H	Boston College	56	65	171	A	Clemson	81	64
										78	H	North Florida	70	41	203	H	Jacksonville	75	41
										90	A	Wake Forest	70	65	334	A	UIC	86	42
															341	H	Charleston So.	88	36
LAST 10 Division I																			
66	H	Boston College	56	65	62	H	Georgia Tech	52	67										
59	H	Miami (FL)	79	61	59	A	Miami (FL)	73	62										
90	A	Wake Forest	70	65	105	A	Syracuse	89	90										
17	A	NC State	51	68	35	H	Virginia Tech	86	62										
60	H	North Carolina	78	64	47	N	Michigan	79	69										

Non-Div I Games:

Florida St.

■ Loss,
 ■ Non-Conf,
 ■ S Site,
 ■ H Home
 ■ A Away
 N Neutral

Average RPI Win: 175	WON-LOST	WINNING	LAST 10	STRENGTH OF	OPP. STRENGTH	TEAM	ADJ.	CONF.	ADJ CONF.
Average RPI Loss: 111	RECORD	PCT. RANK	GAMES	SCHEDULE	OF SCHEDULE	RPI	RPI	RPI	RPI
DIV. I ONLY	12- 8	115	7-3	160	89	120	120	12	12
DIV. I NON-CONF.	8- 5	117	3-0	184	76	126	126	12	12
TOTALS	RPI 1-25	RPI 26-50	W-L RECORDS	RPI 51-100	RPI 101-150	RPI 150+			
12- 8	0- 0	0- 1	OVERALL	2- 3	3- 2	7- 2			
8- 2	0- 0	0- 0	HOME	1- 1	2- 1	5- 0			
3- 5	0- 0	0- 0	AWAY	1- 2	0- 1	2- 2			
1- 1	0- 0	0- 1	NEUTRAL	0- 0	1- 0	0- 0			
8- 5	0- 0	0- 1	NON-CONFERENCE	1- 1	2- 1	5- 2			
5- 2	0- 0	0- 0	HOME	0- 1	1- 1	4- 0			
2- 2	0- 0	0- 0	AWAY	1- 0	0- 0	1- 2			
1- 1	0- 0	0- 1	NEUTRAL	0- 0	1- 0	0- 0			
4- 3	0- 0	0- 0	CONFERENCE	1- 2	1- 1	2- 0			
3- 0	0- 0	0- 0	HOME	1- 0	1- 0	1- 0			
1- 3	0- 0	0- 0	AWAY	0- 2	0- 1	1- 0			
0- 0	0- 0	0- 0	NEUTRAL	0- 0	0- 0	0- 0			

RPI S	Opponent	Score	RPI S	Opponent	Score	RPI S	Opponent	Score	RPI S	Opponent	Score	Team's RPI: 120
			41 N	Arkansas	59 71	70 A	Charlotte	76 51	104 A	VCU	52 62	
						80 H	Villanova	66 73	124 H	Notre Dame	55 60	
						84 A	Dayton	44 48	128 H	Northeastern	74 58	
						95 A	Davidson	62 74	136 H	George Washington	53 47	
						99 H	Saint Louis	66 54	142 N	Lehigh	59 57	
									165 H	Houston	63 54	
									168 H	Samford	68 37	
									173 A	Columbia	51 70	
									187 A	Penn St.	59 72	
									214 A	Manhattan	51 45	
									221 A	George Mason	66 54	
									228 H	Georgetown	67 54	
									246 H	Southern U.	65 52	
									288 H	St. Bonaventure	79 53	
LAST 10 Division I												
			104 A	VCU	52 62	95 A	Davidson	62 74				
			84 A	Dayton	44 48	288 H	St. Bonaventure	79 53				
			99 H	Saint Louis	66 54	165 H	Houston	63 54				
			221 A	George Mason	66 54	168 H	Samford	68 37				
			136 H	George Washington	53 47	246 H	Southern U.	65 52				

Non-Div I Games:

Fordham

■ Loss,
 ■ Non-Conf, S Site,
 ■ Home
 ■ Away
 N Neutral

Average RPI Win: 221	WON-LOST	WINNING	LAST 10	STRENGTH OF	OPP. STRENGTH	TEAM	ADJ.	CONF.	ADJ CONF.
Average RPI Loss: 101	RECORD	PCT. RANK	GAMES	SCHEDULE	OF SCHEDULE	RPI	RPI	RPI	RPI
DIV. I ONLY	15- 4	36	9-1	210	167	82	82	17	17
DIV. I NON-CONF.	5- 4	140	0-1	210	127	143	143	23	23
TOTALS	RPI 1-25	RPI 26-50	W-L RECORDS	RPI 51-100	RPI 101-150	RPI 150+			
15- 4	0- 0	0- 1	OVERALL	0- 1	2- 1	13- 1			
8- 1	0- 0	0- 0	HOME	0- 1	0- 0	8- 0			
6- 2	0- 0	0- 0	AWAY	0- 0	2- 1	4- 1			
1- 1	0- 0	0- 1	NEUTRAL	0- 0	0- 0	1- 0			
5- 4	0- 0	0- 1	NON-CONFERENCE	0- 1	0- 1	5- 1			
2- 1	0- 0	0- 0	HOME	0- 1	0- 0	2- 0			
2- 2	0- 0	0- 0	AWAY	0- 0	0- 1	2- 1			
1- 1	0- 0	0- 1	NEUTRAL	0- 0	0- 0	1- 0			
10- 0	0- 0	0- 0	CONFERENCE	0- 0	2- 0	8- 0			
6- 0	0- 0	0- 0	HOME	0- 0	0- 0	6- 0			
4- 0	0- 0	0- 0	AWAY	0- 0	2- 0	2- 0			
0- 0	0- 0	0- 0	NEUTRAL	0- 0	0- 0	0- 0			

RPI 1-25			RPI 26-50			RPI 51-100			Team's RPI: 82	RPI 101+		
RPI	S	Opponent	Score	RPI	S	Opponent	Score	RPI	S	Opponent	Score	
				37	N	Yale	67 87	67	H	BYU	65 71	109 A Boise St. 85 80
										126 A San Jose St. 85 76		
										141 A Portland 64 75		
										160 A Santa Clara 66 90		
										180 A Montana 76 63		
										185 H UC Davis 73 65		
										188 A UNLV 72 66		
										193 H Northern Ariz. 83 66		
										195 H New Mexico 84 81		
										205 H Wyoming 89 59		
										228 N Georgetown 82 69		
										255 A San Diego St. 65 60		
										255 H San Diego St. 79 54		
										270 H Colorado St. 55 53		
										287 H Utah St. 76 64		
										308 H Air Force 61 52		
										333 A Cal Poly 79 52		
LAST 10 Division I												
308	H	Air Force	61 52	195	H	New Mexico	84 81					
109	A	Boise St.	85 80	126	A	San Jose St.	85 76					
270	H	Colorado St.	55 53	255	H	San Diego St.	79 54					
205	H	Wyoming	89 59	160	A	Santa Clara	66 90					
255	A	San Diego St.	65 60	287	H	Utah St.	76 64					

Non-Div I Games: La Verne 111 56 UC Merced 92 26

Fresno St.

■ Loss,
■ Non-Conf,
■ S Site,
■ H Home
■ A Away
N Neutral

Furman

Through Games Of Jan. 31, 2020

Average RPI Win: 233	WON-LOST	WINNING	LAST 10	STRENGTH OF	OPP. STRENGTH	TEAM	ADJ.	CONF.	ADJ CONF.
Average RPI Loss: 129	RECORD	PCT. RANK	GAMES	SCHEDULE	OF SCHEDULE	RPI	RPI	RPI	RPI
DIV. I ONLY	11- 7	111	6-4	320	99	177	177	25	25
DIV. I NON-CONF.	7- 5	131	2-2	245	44	123	123	22	22
TOTALS	RPI 1-25	RPI 26-50	W-L RECORDS	RPI 51-100	RPI 101-150	RPI 150+			
11- 7	0- 0	0- 1	OVERALL	0- 2	1- 1	10- 3			
6- 2	0- 0	0- 0	HOME	0- 0	0- 1	6- 1			
4- 5	0- 0	0- 1	AWAY	0- 2	1- 0	3- 2			
1- 0	0- 0	0- 0	NEUTRAL	0- 0	0- 0	1- 0			
7- 5	0- 0	0- 1	NON-CONFERENCE	0- 2	1- 0	6- 2			
3- 1	0- 0	0- 0	HOME	0- 0	0- 0	3- 1			
3- 4	0- 0	0- 1	AWAY	0- 2	1- 0	2- 1			
1- 0	0- 0	0- 0	NEUTRAL	0- 0	0- 0	1- 0			
4- 2	0- 0	0- 0	CONFERENCE	0- 0	0- 1	4- 1			
3- 1	0- 0	0- 0	HOME	0- 0	0- 1	3- 0			
1- 1	0- 0	0- 0	AWAY	0- 0	0- 0	1- 1			
0- 0	0- 0	0- 0	NEUTRAL	0- 0	0- 0	0- 0			

RPI 1-25				RPI 26-50				RPI 51-100				RPI 101+				Team's RPI: 177	
RPI	S	Opponent	Score	RPI	S	Opponent	Score	RPI	S	Opponent	Score	RPI	S	Opponent	Score		
				48	A	Middle Tenn.	62 78	71	A	Georgia	48 77	118	A	Richmond	70 69		
								93	A	Vanderbilt	46 74	134	H	UNC Greensboro	53 59		
												157	H	Elon	76 87		
												163	A	Fla. Atlantic	69 63		
												168	H	Samford	77 69		
												171	A	Clemson	71 77		
												181	H	Hampton	70 65		
												199	N	Saint Joseph's	63 48		
												229	A	Gardner-Webb	72 67		
												230	A	Chattanooga	52 60		
												240	A	ETSU	81 62		
												284	H	Ga. Southern	78 63		
												320	H	Mercer	62 49		
												330	H	Georgia St.	62 55		
												335	H	Western Caro.	69 53		
LAST 10 Division I																	
				335	H	Western Caro.	69 53	320	H	Mercer	62 49						
				134	H	UNC Greensboro	53 59	157	H	Elon	76 87						
				230	A	Chattanooga	52 60	199	N	Saint Joseph's	63 48						
				240	A	ETSU	81 62	163	A	Fla. Atlantic	69 63						
				168	H	Samford	77 69	71	A	Georgia	48 77						

Non-Div I Games: North Greenville 88 51 Newberry 62 43 UNKNOWN 88 24

Furman

Loss, Non-Conf, S Site, H Home A Away N Neutral

Ga. Southern

Through Games Of Jan. 31, 2020

Average RPI Win:	277	WON-LOST	WINNING	LAST 10	STRENGTH OF	OPP. STRENGTH	TEAM	ADJ.	CONF.	ADJ CONF.
Average RPI Loss:	185	RECORD	PCT. RANK	GAMES	SCHEDULE	OF SCHEDULE	RPI	RPI	RPI	RPI
DIV. I ONLY	6- 13	267	4-6	233	333	284	284	22	22	
DIV. I NON-CONF.	3- 8	268	1-1	252	334	280	280	21	21	
TOTALS	RPI 1-25	RPI 26-50	W-L RECORDS	RPI 51-100	RPI 101-150	RPI 150+				
6- 13	0- 0	0- 0	OVERALL	0- 1	1- 3	5- 9				
3- 4	0- 0	0- 0	HOME	0- 1	1- 0	2- 3				
2- 8	0- 0	0- 0	AWAY	0- 0	0- 2	2- 6				
1- 1	0- 0	0- 0	NEUTRAL	0- 0	0- 1	1- 0				
3- 8	0- 0	0- 0	NON-CONFERENCE	0- 0	0- 2	3- 6				
0- 2	0- 0	0- 0	HOME	0- 0	0- 0	0- 2				
2- 5	0- 0	0- 0	AWAY	0- 0	0- 1	2- 4				
1- 1	0- 0	0- 0	NEUTRAL	0- 0	0- 1	1- 0				
3- 5	0- 0	0- 0	CONFERENCE	0- 1	1- 1	2- 3				
3- 2	0- 0	0- 0	HOME	0- 1	1- 0	2- 1				
0- 3	0- 0	0- 0	AWAY	0- 0	0- 1	0- 2				
0- 0	0- 0	0- 0	NEUTRAL	0- 0	0- 0	0- 0				

RPI S	Opponent	Score	RPI S	Opponent	Score	RPI S	Opponent	Score	RPI S	Opponent	Score	Team's RPI: 284
						64	H Troy	69 79	106	N Kent St.	48 62	
									119	A Coastal Caro.	59 66	
									123	A Tulane	40 56	
									132	H Louisiana	83 67	
									151	A Bethune-Cookman	57 75	
									177	A Furman	63 78	
									196	H North Dakota	56 69	
									201	A Little Rock	46 58	
									211	A Arkansas St.	62 69	
									215	H Kennesaw St.	69 95	
									257	A Winthrop	91 47	
									259	H South Alabama	65 71	
									269	A Ole Miss	66 69	
									286	A Wofford	70 57	
									309	N St. Francis Brooklyn	78 47	
									320	A Mercer	52 62	
									330	H Georgia St.	81 56	
									346	H La.-Monroe	64 47	
LAST 10 Division I												
			119	A Coastal Caro.	59 66	201	A Little Rock	46 58				
			330	H Georgia St.	81 56	132	H Louisiana	83 67				
			259	H South Alabama	65 71	346	H La.-Monroe	64 47				
			64	H Troy	69 79	123	A Tulane	40 56				
			211	A Arkansas St.	62 69	309	N St. Francis Brooklyn	78 47				

Non-Div I Games:

Ga. Southern

■ Loss,
 ■ Non-Conf,
 ■ S Site,
 ■ H Home
 ■ A Away
 N Neutral

Average RPI Win:	282	WON-LOST	WINNING	LAST 10	STRENGTH OF	OPP. STRENGTH	TEAM	ADJ.	CONF.	ADJ CONF.
Average RPI Loss:	163	RECORD	PCT. RANK	GAMES	SCHEDULE	OF SCHEDULE	RPI	RPI	RPI	RPI
DIV. I ONLY	10- 9	162	5-5	301	304	229	229	26	26	
DIV. I NON-CONF.	5- 4	140	0	290	197	192	192	28	28	
TOTALS	RPI 1-25	RPI 26-50	W-L RECORDS	RPI 51-100	RPI 101-150	RPI 150+				
10- 9	0- 0	0- 1	OVERALL	0- 2	0- 1	10- 5				
6- 3	0- 0	0- 0	HOME	0- 0	0- 0	6- 3				
4- 6	0- 0	0- 1	AWAY	0- 2	0- 1	4- 2				
0- 0	0- 0	0- 0	NEUTRAL	0- 0	0- 0	0- 0				
5- 4	0- 0	0- 1	NON-CONFERENCE	0- 2	0- 0	5- 1				
3- 1	0- 0	0- 0	HOME	0- 0	0- 0	3- 1				
2- 3	0- 0	0- 1	AWAY	0- 2	0- 0	2- 0				
0- 0	0- 0	0- 0	NEUTRAL	0- 0	0- 0	0- 0				
5- 5	0- 0	0- 0	CONFERENCE	0- 0	0- 1	5- 4				
3- 2	0- 0	0- 0	HOME	0- 0	0- 0	3- 2				
2- 3	0- 0	0- 0	AWAY	0- 0	0- 1	2- 2				
0- 0	0- 0	0- 0	NEUTRAL	0- 0	0- 0	0- 0				

RPI 1-25				RPI 26-50				RPI 51-100				RPI 101+				Team's RPI: 229
RPI	S	Opponent	Score	RPI	S	Opponent	Score	RPI	S	Opponent	Score	RPI	S	Opponent	Score	
				35	A	Virginia Tech	65 87	70	A	Charlotte	49 74	129	A	Campbell	44 48	
								71	A	Georgia	56 84	177	H	Furman	67 72	
												181	A	Hampton	58 63	
												213	H	High Point	70 57	
												220	H	Delaware	67 65	
												225	A	UNC Asheville	65 59	
												237	H	Radford	73 84	
												257	H	Winthrop	71 59	
												272	A	Longwood	70 80	
												279	A	Appalachian St.	67 56	
												286	H	Wofford	67 53	
												299	H	Presbyterian	53 56	
												320	A	Mercer	65 62	
												335	H	Western Caro.	88 62	
												339	H	USC Upstate	63 53	
												341	A	Charleston So.	79 52	
LAST 10 Division I																
				213	H	High Point	70 57	129	A	Campbell	44 48					
				237	H	Radford	73 84	257	H	Winthrop	71 59					
				225	A	UNC Asheville	65 59	181	A	Hampton	58 63					
				339	H	USC Upstate	63 53	341	A	Charleston So.	79 52					
				299	H	Presbyterian	53 56	272	A	Longwood	70 80					

Non-Div I Games:

Gardner-Webb

George Mason

Through Games Of Jan. 31, 2020

Average RPI Win:	221	WON-LOST	WINNING	LAST 10	STRENGTH OF	OPP. STRENGTH	TEAM	ADJ.	CONF.	ADJ CONF.
Average RPI Loss:	140	RECORD	PCT. RANK	GAMES	SCHEDULE	OF SCHEDULE	RPI	RPI	RPI	RPI
DIV. I ONLY	7- 14	257	2-8	130	188	221	221	12	12	
DIV. I NON-CONF.	6- 7	182	1-1	148	273	173	173	12	12	
TOTALS	RPI 1-25	RPI 26-50	W-L RECORDS	RPI 51-100	RPI 101-150	RPI 150+				
7- 14	0- 0	0- 1	OVERALL	0- 4	1- 4	6- 5				
3- 7	0- 0	0- 1	HOME	0- 2	1- 2	2- 2				
4- 6	0- 0	0- 0	AWAY	0- 1	0- 2	4- 3				
0- 1	0- 0	0- 0	NEUTRAL	0- 1	0- 0	0- 0				
6- 7	0- 0	0- 1	NON-CONFERENCE	0- 2	0- 1	6- 3				
2- 4	0- 0	0- 1	HOME	0- 1	0- 0	2- 2				
4- 2	0- 0	0- 0	AWAY	0- 0	0- 1	4- 1				
0- 1	0- 0	0- 0	NEUTRAL	0- 1	0- 0	0- 0				
1- 7	0- 0	0- 0	CONFERENCE	0- 2	1- 3	0- 2				
1- 3	0- 0	0- 0	HOME	0- 1	1- 2	0- 0				
0- 4	0- 0	0- 0	AWAY	0- 1	0- 1	0- 2				
0- 0	0- 0	0- 0	NEUTRAL	0- 0	0- 0	0- 0				

RPI 1-25				RPI 26-50				RPI 51-100				RPI 101+				Team's RPI: 221	
RPI	S	Opponent	Score	RPI	S	Opponent	Score	RPI	S	Opponent	Score	RPI	S	Opponent	Score		
				35	H	Virginia Tech	58 77	54	N	Bradley	59 61	104	H	VCU	63 82		
								65	H	Bucknell	51 64	108	A	Duquesne	63 84		
								84	A	Dayton	55 59	119	A	Coastal Caro.	59 74		
								95	H	Davidson	69 76	120	H	Fordham	54 66		
												136	H	George Washington	70 60		
												172	H	American	73 55		
												187	A	Penn St.	78 68		
												198	A	La Salle	65 77		
												210	A	SMU	59 58		
												220	A	Delaware	44 63		
												232	H	UMKC	58 64		
												242	H	Howard	75 86		
												248	A	Col. of Charleston	72 61		
												275	A	Navy	67 58		
												288	A	St. Bonaventure	47 62		
												317	H	Detroit Mercy	75 62		
LAST 10 Division I																	
				198	A	La Salle	65 77	288	A	St. Bonaventure	47 62						
				104	H	VCU	63 82	84	A	Dayton	55 59						
				108	A	Duquesne	63 84	136	H	George Washington	70 60						
				120	H	Fordham	54 66	210	A	SMU	59 58						
				95	H	Davidson	69 76	220	A	Delaware	44 63						

Non-Div I Games:

George Mason

■ Loss,
 ■ Non-Conf,
 ■ S Site,
 ■ H Home
 ■ A Away
 N Neutral

George Washington

Through Games Of Jan. 31, 2020

Average RPI Win:	186	WON-LOST	WINNING	LAST 10	STRENGTH OF	OPP. STRENGTH	TEAM	ADJ.	CONF.	ADJ CONF.
Average RPI Loss:	101	RECORD	PCT. RANK	GAMES	SCHEDULE	OF SCHEDULE	RPI	RPI	RPI	RPI
DIV. I ONLY	9- 11	206	3-7	80	117	136	136	12	12	
DIV. I NON-CONF.	6- 7	182	0-3	100	81	128	128	12	12	
TOTALS	RPI 1-25	RPI 26-50	W-L RECORDS	RPI 51-100	RPI 101-150	RPI 150+				
9- 11	0- 2	0- 1	OVERALL	1- 3	2- 3	6- 2				
4- 5	0- 1	0- 1	HOME	0- 2	2- 1	2- 0				
5- 6	0- 1	0- 0	AWAY	1- 1	0- 2	4- 2				
0- 0	0- 0	0- 0	NEUTRAL	0- 0	0- 0	0- 0				
6- 7	0- 2	0- 1	NON-CONFERENCE	1- 1	0- 2	5- 1				
2- 4	0- 1	0- 1	HOME	0- 1	0- 1	2- 0				
4- 3	0- 1	0- 0	AWAY	1- 0	0- 1	3- 1				
0- 0	0- 0	0- 0	NEUTRAL	0- 0	0- 0	0- 0				
3- 4	0- 0	0- 0	CONFERENCE	0- 2	2- 1	1- 1				
2- 1	0- 0	0- 0	HOME	0- 1	2- 0	0- 0				
1- 3	0- 0	0- 0	AWAY	0- 1	0- 1	1- 1				
0- 0	0- 0	0- 0	NEUTRAL	0- 0	0- 0	0- 0				

RPI 1-25				RPI 26-50				RPI 51-100				RPI 101+ Team's RPI: 136			
RPI	S	Opponent	Score	RPI	S	Opponent	Score	RPI	S	Opponent	Score	RPI	S	Opponent	Score
6	A	Maryland	54 88	43	H	James Madison	50 69	63	H	Minnesota	50 83	108	H	Duquesne	65 60
21	H	Princeton	50 75					80	A	Villanova	68 56	120	A	Fordham	47 53
								84	H	Dayton	50 66	142	A	Lehigh	53 59
								95	A	Davidson	55 62	143	H	Massachusetts	50 47
												149	H	William & Mary	51 63
												172	A	American	53 66
												175	A	Quinnipiac	78 67
												183	A	Memphis	64 63
												199	A	Saint Joseph's	56 50
												220	A	Delaware	63 49
												221	A	George Mason	60 70
												228	H	Georgetown	52 49
												342	H	Coppin St.	54 35
LAST 10 Division I															
199	A	Saint Joseph's	56 50	108	H	Duquesne	65 60								
143	H	Massachusetts	50 47	221	A	George Mason	60 70								
84	H	Dayton	50 66	149	H	William & Mary	51 63								
95	A	Davidson	55 62	172	A	American	53 66								
120	A	Fordham	47 53	43	H	James Madison	50 69								

Non-Div I Games:

George Washington

■ Loss,
 ■ Non-Conf, S Site,
 ■ Home
 ■ Away
 N Neutral

Georgetown

Through Games Of Jan. 31, 2020

Average RPI Win:	250	WON-LOST	WINNING	LAST 10	STRENGTH OF	OPP. STRENGTH	TEAM	ADJ.	CONF.	ADJ CONF.
Average RPI Loss:	91	RECORD	PCT. RANK	GAMES	SCHEDULE	OF SCHEDULE	RPI	RPI	RPI	RPI
DIV. I ONLY	4- 17	315	1-9	84	84	228	228	6	6	
DIV. I NON-CONF.	3- 8	268	0	139	200	215	215	6	6	
TOTALS	RPI 1-25	RPI 26-50	W-L RECORDS	RPI 51-100	RPI 101-150	RPI 150+				
4- 17	0- 1	0- 4	OVERALL	0- 7	1- 3	3- 2				
1- 7	0- 0	0- 2	HOME	0- 3	1- 1	0- 1				
3- 9	0- 1	0- 2	AWAY	0- 3	0- 2	3- 1				
0- 1	0- 0	0- 0	NEUTRAL	0- 1	0- 0	0- 0				
3- 8	0- 0	0- 1	NON-CONFERENCE	0- 3	0- 3	3- 1				
0- 3	0- 0	0- 1	HOME	0- 1	0- 1	0- 0				
3- 4	0- 0	0- 0	AWAY	0- 1	0- 2	3- 1				
0- 1	0- 0	0- 0	NEUTRAL	0- 1	0- 0	0- 0				
1- 9	0- 1	0- 3	CONFERENCE	0- 4	1- 0	0- 1				
1- 4	0- 0	0- 1	HOME	0- 2	1- 0	0- 1				
0- 5	0- 1	0- 2	AWAY	0- 2	0- 0	0- 0				
0- 0	0- 0	0- 0	NEUTRAL	0- 0	0- 0	0- 0				

RPI 1-25				RPI 26-50				RPI 51-100				RPI 101+				Team's RPI: 228	
RPI	S	Opponent	Score	RPI	S	Opponent	Score	RPI	S	Opponent	Score	RPI	S	Opponent	Score		
19	A	DePaul	66 92	29	H	Creighton	56 65	79	A	Seton Hall	60 79	118	H	Richmond	49 51		
				36	A	Marquette	51 73	79	H	Seton Hall	47 61	120	A	Fordham	54 67		
				43	H	James Madison	59 66	80	A	Villanova	53 74	136	A	George Washington	49 52		
				46	A	St. John's (NY)	54 71	82	N	Fresno St.	69 82	138	H	Providence	62 53		
								86	H	Rider	64 65	173	A	Columbia	49 54		
								95	A	Davidson	52 66	233	H	Xavier	64 85		
								96	H	Butler	46 47	262	A	LMU (CA)	64 53		
												275	A	Pittsburgh	66 56		
												324	A	UMES	57 39		
LAST 10 Division I																	
79	H	Seton Hall	47 61	233	H	Xavier	64 85										
19	A	DePaul	66 92	79	A	Seton Hall	60 79										
36	A	Marquette	51 73	46	A	St. John's (NY)	54 71										
80	A	Villanova	53 74	138	H	Providence	62 53										
96	H	Butler	46 47	29	H	Creighton	56 65										

Non-Div I Games:

Georgetown

■ Loss,
 ■ Non-Conf,
 ■ S Site,
 ■ H Home
 ■ A Away
 N Neutral

Average RPI Win: 188	WON-LOST	WINNING	LAST 10	STRENGTH OF	OPP. STRENGTH	TEAM	ADJ.	CONF.	ADJ CONF.
Average RPI Loss: 37	RECORD	PCT. RANK	GAMES	SCHEDULE	OF SCHEDULE	RPI	RPI	RPI	RPI
DIV. I ONLY	12- 9	134	5-5	12	87	71	71	4	4
DIV. I NON-CONF.	9- 4	84	2-0	56	201	86	86	5	5
TOTALS	RPI 1-25	RPI 26-50	W-L RECORDS	RPI 51-100	RPI 101-150	RPI 150+			
12- 9	0- 5	2- 1	OVERALL	1- 3	2- 0	7- 0			
8- 6	0- 3	0- 0	HOME	0- 3	2- 0	6- 0			
2- 3	0- 2	1- 1	AWAY	0- 0	0- 0	1- 0			
2- 0	0- 0	1- 0	NEUTRAL	1- 0	0- 0	0- 0			
9- 4	0- 2	1- 0	NON-CONFERENCE	1- 2	1- 0	6- 0			
7- 3	0- 1	0- 0	HOME	0- 2	1- 0	6- 0			
0- 1	0- 1	0- 0	AWAY	0- 0	0- 0	0- 0			
2- 0	0- 0	1- 0	NEUTRAL	1- 0	0- 0	0- 0			
3- 5	0- 3	1- 1	CONFERENCE	0- 1	1- 0	1- 0			
1- 3	0- 2	0- 0	HOME	0- 1	1- 0	0- 0			
2- 2	0- 1	1- 1	AWAY	0- 0	0- 0	1- 0			
0- 0	0- 0	0- 0	NEUTRAL	0- 0	0- 0	0- 0			

RPI	S	Opponent	Score	RPI	S	Opponent	Score	RPI	S	Opponent	Score	RPI	S	Opponent	Score
2	H	South Carolina	53 88	35	N	Virginia Tech	77 72	62	H	Georgia Tech	40 73	130	H	Auburn	61 50
5	A	Baylor	38 72	41	A	Arkansas	64 55	80	H	Villanova	58 63	137	H	N.C. A&T	72 54
8	H	UCLA	50 59	49	A	Tennessee	56 73	93	H	Vanderbilt	55 63	177	H	Furman	77 48
15	H	Mississippi St.	66 73					96	N	Butler	69 36	215	H	Kennesaw St.	80 65
16	A	Texas A&M	63 64									229	H	Gardner-Webb	84 56
LAST 10 Division I															
16	A	Texas A&M	63 64	93	H	Vanderbilt	55 63								
2	H	South Carolina	53 88	15	H	Mississippi St.	66 73								
41	A	Arkansas	64 55	269	A	Ole Miss	58 51								
130	H	Auburn	61 50	268	H	East Carolina	67 50								
49	A	Tennessee	56 73	229	H	Gardner-Webb	84 56								

Non-Div I Games:

Georgia

Average RPI Win:	332	WON-LOST	WINNING	LAST 10	STRENGTH OF	OPP. STRENGTH	TEAM	ADJ.	CONF.	ADJ CONF.
Average RPI Loss:	185	RECORD	PCT. RANK	GAMES	SCHEDULE	OF SCHEDULE	RPI	RPI	RPI	RPI
DIV. I ONLY	4- 15	307	3-7	272	314	330	330	22	22	
DIV. I NON-CONF.	3- 8	268	2-0	239	330	313	313	21	21	
TOTALS	RPI 1-25	RPI 26-50	W-L RECORDS	RPI 51-100	RPI 101-150	RPI 150+				
4- 15	0- 1	0- 0	OVERALL	0- 2	0- 2	4- 10				
3- 7	0- 1	0- 0	HOME	0- 1	0- 1	3- 4				
0- 8	0- 0	0- 0	AWAY	0- 1	0- 1	0- 6				
1- 0	0- 0	0- 0	NEUTRAL	0- 0	0- 0	1- 0				
3- 8	0- 1	0- 0	NON-CONFERENCE	0- 1	0- 1	3- 5				
2- 4	0- 1	0- 0	HOME	0- 0	0- 0	2- 3				
0- 4	0- 0	0- 0	AWAY	0- 1	0- 1	0- 2				
1- 0	0- 0	0- 0	NEUTRAL	0- 0	0- 0	1- 0				
1- 7	0- 0	0- 0	CONFERENCE	0- 1	0- 1	1- 5				
1- 3	0- 0	0- 0	HOME	0- 1	0- 1	1- 1				
0- 4	0- 0	0- 0	AWAY	0- 0	0- 0	0- 4				
0- 0	0- 0	0- 0	NEUTRAL	0- 0	0- 0	0- 0				

RPI	S	Opponent	Score	RPI	S	Opponent	Score	RPI	S	Opponent	Score	RPI	S	Opponent	Score	Team's RPI: 330
6	H	Maryland	41 114					62	A	Georgia Tech	28 69	132	H	Louisiana	65 75	
								64	H	Troy	57 71	134	A	UNC Greensboro	49 64	
												177	A	Furman	55 62	
												179	H	Toledo	48 74	
												201	A	Little Rock	46 66	
												211	A	Arkansas St.	68 70	
												217	A	UTEP	68 71	
												259	H	South Alabama	64 81	
												277	H	Alabama A&M	52 67	
												279	A	Appalachian St.	37 65	
												284	A	Ga. Southern	56 81	
												292	H	FIU	63 70	
												310	N	New Mexico St.	59 51	
												321	H	SIUE	74 73	
												346	H	La.-Monroe	68 52	
												349	H	South Carolina St.	77 52	
LAST 10 Division I																
279	A	Appalachian St.	37 65	211	A	Arkansas St.	68 70									
284	A	Ga. Southern	56 81	346	H	La.-Monroe	68 52									
64	H	Troy	57 71	132	H	Louisiana	65 75									
259	H	South Alabama	64 81	321	H	SIUE	74 73									
201	A	Little Rock	46 66	349	H	South Carolina St.	77 52									

Non-Div I Games:

Georgia St.

■ Loss,
 ■ Non-Conf,
 ■ S Site,
 ■ H Home
 ■ A Away
 N Neutral

Average RPI Win:	147	WON-LOST	WINNING	LAST 10	STRENGTH OF	OPP. STRENGTH	TEAM	ADJ.	CONF.	ADJ CONF.
Average RPI Loss:	53	RECORD	PCT. RANK	GAMES	SCHEDULE	OF SCHEDULE	RPI	RPI	RPI	RPI
DIV. I ONLY	14- 7	78	5-5	94	8	62	62	5	5	
DIV. I NON-CONF.	9- 2	38	0	142	67	54	54	3	3	
TOTALS	RPI 1-25	RPI 26-50	W-L RECORDS	RPI 51-100	RPI 101-150	RPI 150+				
14- 7	1- 1	1- 2	OVERALL	3- 4	3- 0	6- 0				
8- 2	0- 0	1- 0	HOME	1- 2	1- 0	5- 0				
4- 3	1- 0	0- 1	AWAY	1- 2	1- 0	1- 0				
2- 2	0- 1	0- 1	NEUTRAL	1- 0	1- 0	0- 0				
9- 2	0- 1	0- 1	NON-CONFERENCE	2- 0	2- 0	5- 0				
5- 0	0- 0	0- 0	HOME	0- 0	1- 0	4- 0				
2- 0	0- 0	0- 0	AWAY	1- 0	0- 0	1- 0				
2- 2	0- 1	0- 1	NEUTRAL	1- 0	1- 0	0- 0				
5- 5	1- 0	1- 1	CONFERENCE	1- 4	1- 0	1- 0				
3- 2	0- 0	1- 0	HOME	1- 2	0- 0	1- 0				
2- 3	1- 0	0- 1	AWAY	0- 2	1- 0	0- 0				
0- 0	0- 0	0- 0	NEUTRAL	0- 0	0- 0	0- 0				

RPI 1-25				RPI 26-50				RPI 51-100				RPI 101+			
RPI	S	Opponent	Score	RPI	S	Opponent	Score	RPI	S	Opponent	Score	RPI	S	Opponent	Score
16	N	Texas A&M	48 60	39	A	Duke	46 58	59	A	Miami (FL)	49 54	103	N	Rice	54 52
23	A	Florida St.	67 52	40	N	Rutgers	43 46	59	H	Miami (FL)	61 54	105	A	Syracuse	82 64
				42	H	Virginia	61 51	60	H	North Carolina	60 67	122	H	Wisconsin	60 41
								66	H	Boston College	48 55	165	H	Houston	69 38
								71	A	Georgia	73 40	171	H	Clemson	49 47
								79	N	Seton Hall	79 54	215	A	Kennesaw St.	63 47
								90	A	Wake Forest	60 65	240	H	ETSU	87 48
												330	H	Georgia St.	69 28
												337	H	Grambling	89 42
LAST 10 Division I															
59	A	Miami (FL)	49 54	171	H	Clemson	49 47								
39	A	Duke	46 58	23	A	Florida St.	67 52								
60	H	North Carolina	60 67	90	A	Wake Forest	60 65								
66	H	Boston College	48 55	59	H	Miami (FL)	61 54								
105	A	Syracuse	82 64	42	H	Virginia	61 51								

Non-Div I Games:

Georgia Tech

■ Loss,
 ■ Non-Conf,
 ■ S Site,
 ■ H Home
 ■ A Away
 N Neutral

Gonzaga

Through Games Of Jan. 31, 2020

Average RPI Win:	136	WON-LOST	WINNING	LAST 10	STRENGTH OF	OPP. STRENGTH	TEAM	ADJ.	CONF.	ADJ CONF.
Average RPI Loss:	4	RECORD	PCT. RANK	GAMES	SCHEDULE	OF SCHEDULE	RPI	RPI	RPI	RPI
DIV. I ONLY	21- 1	1	10-0	53	68	9	9	11	11	
DIV. I NON-CONF.	11- 1	13	0	15	15	2	2	11	11	
TOTALS	RPI 1-25	RPI 26-50	W-L RECORDS	RPI 51-100	RPI 101-150	RPI 150+				
21- 1	1- 1	2- 0	OVERALL	4- 0	6- 0	8- 0				
11- 0	1- 0	0- 0	HOME	1- 0	4- 0	5- 0				
7- 1	0- 1	0- 0	AWAY	2- 0	2- 0	3- 0				
3- 0	0- 0	2- 0	NEUTRAL	1- 0	0- 0	0- 0				
11- 1	1- 1	2- 0	NON-CONFERENCE	3- 0	2- 0	3- 0				
5- 0	1- 0	0- 0	HOME	1- 0	1- 0	2- 0				
3- 1	0- 1	0- 0	AWAY	1- 0	1- 0	1- 0				
3- 0	0- 0	2- 0	NEUTRAL	1- 0	0- 0	0- 0				
10- 0	0- 0	0- 0	CONFERENCE	1- 0	4- 0	5- 0				
6- 0	0- 0	0- 0	HOME	0- 0	3- 0	3- 0				
4- 0	0- 0	0- 0	AWAY	1- 0	1- 0	2- 0				
0- 0	0- 0	0- 0	NEUTRAL	0- 0	0- 0	0- 0				

RPI 1-25				Team's RPI: 9		RPI 26-50				RPI 51-100				RPI 101+					
RPI	S	Opponent	Score		RPI	S	Opponent	Score		RPI	S	Opponent	Score		RPI	S	Opponent	Score	
4	A	Stanford	70	76	27	N	Purdue	63	50	67	A	BYU	55	43	110	H	Texas Southern	80	45
12	H	Missouri St.	64	52	48	N	Middle Tenn.	62	50	73	H	UT Martin	78	55	115	A	Montana St.	70	55
										84	N	Dayton	76	65	117	H	Pacific	68	67
										89	A	Washington St.	76	53	132	A	San Diego	57	42
															132	H	San Diego	57	46
															141	H	Portland	62	57
															155	H	CSU Bakersfield	92	48
															160	A	Santa Clara	67	52
															167	H	Saint Mary's (CA)	74	49
															205	A	Wyoming	65	54
															227	H	Pepperdine	70	36
															234	A	San Francisco	69	46
															262	H	LMU (CA)	78	52
															295	H	Eastern Wash.	84	44
LAST 10 Division I																			
132	H	San Diego	57	46	117	H	Pacific	68	67										
262	H	LMU (CA)	78	52	167	H	Saint Mary's (CA)	74	49										
227	H	Pepperdine	70	36	132	A	San Diego	57	42										
234	A	San Francisco	69	46	67	A	BYU	55	43										
160	A	Santa Clara	67	52	141	H	Portland	62	57										

Non-Div I Games:

Gonzaga

■ Loss,
 ■ Non-Conf, S Site,
 ■ Home
 ■ Away
 N Neutral

Average RPI Win: 277	WON-LOST	WINNING	LAST 10	STRENGTH OF	OPP. STRENGTH	TEAM	ADJ.	CONF.	ADJ CONF.
Average RPI Loss: 189	RECORD	PCT. RANK	GAMES	SCHEDULE	OF SCHEDULE	RPI	RPI	RPI	RPI
DIV. I ONLY	1- 16	344	1-9	227	267	337	337	31	31
DIV. I NON-CONF.	0- 10	338	0-3	91	183	314	314	30	30
TOTALS	RPI 1-25	RPI 26-50	W-L RECORDS	RPI 51-100	RPI 101-150	RPI 150+			
1- 16	0- 2	0- 0	OVERALL	0- 2	0- 2	1- 10			
1- 5	0- 0	0- 0	HOME	0- 1	0- 2	1- 2			
0- 10	0- 2	0- 0	AWAY	0- 1	0- 0	0- 7			
0- 1	0- 0	0- 0	NEUTRAL	0- 0	0- 0	0- 1			
0- 10	0- 2	0- 0	NON-CONFERENCE	0- 2	0- 1	0- 5			
0- 2	0- 0	0- 0	HOME	0- 1	0- 1	0- 0			
0- 7	0- 2	0- 0	AWAY	0- 1	0- 0	0- 4			
0- 1	0- 0	0- 0	NEUTRAL	0- 0	0- 0	0- 1			
1- 6	0- 0	0- 0	CONFERENCE	0- 0	0- 1	1- 5			
1- 3	0- 0	0- 0	HOME	0- 0	0- 1	1- 2			
0- 3	0- 0	0- 0	AWAY	0- 0	0- 0	0- 3			
0- 0	0- 0	0- 0	NEUTRAL	0- 0	0- 0	0- 0			

RPI 1-25				RPI 26-50				RPI 51-100				RPI 101+ Team's RPI: 337			
RPI	S	Opponent	Score	RPI	S	Opponent	Score	RPI	S	Opponent	Score	RPI	S	Opponent	Score
5	A	Baylor	46 120					62	A	Georgia Tech	42 89	110	H	Texas Southern	85 89
22	A	Kentucky	35 81					97	H	UT Arlington	54 88	144	H	Florida	65 72
												159	A	Jackson St.	46 61
												166	A	Wichita St.	65 77
												186	N	Binghamton	67 88
												246	A	Southern U.	57 81
												250	A	Louisiana Tech	66 70
												277	H	Alabama A&M	69 59
												292	A	FIU	55 56
												304	H	Prairie View	54 67
												318	A	Alcorn	54 80
												328	H	Alabama St.	59 73
												340	A	Northwestern St.	61 65
LAST 10 Division I															
159	A	Jackson St.	46 61	328	H	Alabama St.	59 73								
110	H	Texas Southern	85 89	277	H	Alabama A&M	69 59								
304	H	Prairie View	54 67	166	A	Wichita St.	65 77								
318	A	Alcorn	54 80	186	N	Binghamton	67 88								
246	A	Southern U.	57 81	292	A	FIU	55 56								

Non-Div I Games: Centenary (LA) 106 42

Grambling

■ Loss,
 ■ Non-Conf,
 ■ S Site,
 ■ H Home
 ■ A Away
 N Neutral

Grand Canyon

Through Games Of Jan. 31, 2020

Average RPI Win:	284	WON-LOST	WINNING	LAST 10	STRENGTH OF	OPP. STRENGTH	TEAM	ADJ.	CONF.	ADJ CONF.
Average RPI Loss:	184	RECORD	PCT. RANK	GAMES	SCHEDULE	OF SCHEDULE	RPI	RPI	RPI	RPI
DIV. I ONLY	8- 8	171	7-3	268	339	249	249	32	32	
DIV. I NON-CONF.	3- 6	235	2-1	155	295	270	270	32	32	
TOTALS	RPI 1-25	RPI 26-50	W-L RECORDS	RPI 51-100	RPI 101-150	RPI 150+				
8- 8	0- 0	0- 0	OVERALL	0- 0	0- 2	8- 6				
5- 4	0- 0	0- 0	HOME	0- 0	0- 0	5- 4				
3- 4	0- 0	0- 0	AWAY	0- 0	0- 2	3- 2				
0- 0	0- 0	0- 0	NEUTRAL	0- 0	0- 0	0- 0				
3- 6	0- 0	0- 0	NON-CONFERENCE	0- 0	0- 2	3- 4				
3- 2	0- 0	0- 0	HOME	0- 0	0- 0	3- 2				
0- 4	0- 0	0- 0	AWAY	0- 0	0- 2	0- 2				
0- 0	0- 0	0- 0	NEUTRAL	0- 0	0- 0	0- 0				
5- 2	0- 0	0- 0	CONFERENCE	0- 0	0- 0	5- 2				
2- 2	0- 0	0- 0	HOME	0- 0	0- 0	2- 2				
3- 0	0- 0	0- 0	AWAY	0- 0	0- 0	3- 0				
0- 0	0- 0	0- 0	NEUTRAL	0- 0	0- 0	0- 0				

RPI 1-25			RPI 26-50			RPI 51-100			RPI 101+			Team's RPI: 249
RPI	S	Opponent	Score	RPI	S	Opponent	Score	RPI	S	Opponent	Score	
								139	A	California	53	72
								141	A	Portland	41	73
								155	H	CSU Bakersfield	54	59
								180	A	Montana	67	72
								188	H	UNLV	53	51
								191	A	Portland St.	46	69
								196	H	North Dakota	76	78
								207	H	Southern Utah	69	65
								232	H	UMKC	53	74
								235	H	Cal St. Fullerton	70	80
								263	H	UC Santa Barbara	58	57
								293	A	California Baptist	62	58
								319	H	UTRGV	62	60
								323	A	Utah Valley	66	59
								329	A	Seattle U	56	48
								348	H	Chicago St.	69	49
LAST 10 Division I												
319	H	UTRGV	62	60	293	A	California Baptist	62	58			
323	A	Utah Valley	66	59	155	H	CSU Bakersfield	54	59			
329	A	Seattle U	56	48	139	A	California	53	72			
232	H	UMKC	53	74	263	H	UC Santa Barbara	58	57			
348	H	Chicago St.	69	49	188	H	UNLV	53	51			

Non-Div I Games: Benedictine Mesa 72 53 Whittier 77 41

Grand Canyon

■ Loss,
 ■ Non-Conf,
 ■ S Site,
 ■ H Home
 ■ A Away
 N Neutral

Average RPI Win:	213	WON-LOST	WINNING	LAST 10	STRENGTH OF	OPP. STRENGTH	TEAM	ADJ.	CONF.	ADJ CONF.
Average RPI Loss:	101	RECORD	PCT. RANK	GAMES	SCHEDULE	OF SCHEDULE	RPI	RPI	RPI	RPI
DIV. I ONLY	12- 10	157	7-3	111	147	131	131	21	21	
DIV. I NON-CONF.	5- 7	205	0	44	25	114	114	19	19	
TOTALS	RPI 1-25	RPI 26-50	W-L RECORDS	RPI 51-100	RPI 101-150	RPI 150+				
12- 10	1- 2	0- 1	OVERALL	0- 4	2- 0	9- 3				
4- 6	0- 1	0- 1	HOME	0- 3	1- 0	3- 1				
6- 3	1- 0	0- 0	AWAY	0- 1	0- 0	5- 2				
2- 1	0- 1	0- 0	NEUTRAL	0- 0	1- 0	1- 0				
5- 7	1- 2	0- 1	NON-CONFERENCE	0- 3	2- 0	2- 1				
1- 4	0- 1	0- 1	HOME	0- 2	1- 0	0- 0				
2- 2	1- 0	0- 0	AWAY	0- 1	0- 0	1- 1				
2- 1	0- 1	0- 0	NEUTRAL	0- 0	1- 0	1- 0				
7- 3	0- 0	0- 0	CONFERENCE	0- 1	0- 0	7- 2				
3- 2	0- 0	0- 0	HOME	0- 1	0- 0	3- 1				
4- 1	0- 0	0- 0	AWAY	0- 0	0- 0	4- 1				
0- 0	0- 0	0- 0	NEUTRAL	0- 0	0- 0	0- 0				

RPI 1-25				RPI 26-50				RPI 51-100				RPI 101+ Team's RPI: 131			
RPI	S	Opponent	Score	RPI	S	Opponent	Score	RPI	S	Opponent	Score	RPI	S	Opponent	Score
15	N	Mississippi St.	58 83	36	H	Marquette	47 60	51	H	South Dakota	60 66	105	N	Syracuse	79 73
18	A	Central Mich.	111 105					57	H	IUPUI	42 54	148	H	Missouri	72 64
19	H	DePaul	65 76					74	H	South Dakota St.	55 60	161	A	Wright St.	68 59
								83	A	Marist	60 72	161	H	Wright St.	58 70
												192	A	Cleveland St.	74 54
												204	N	Bowling Green	73 54
												223	H	Northern Ky.	65 44
												236	A	Youngstown St.	70 63
												244	A	Maine	60 61
												271	H	Milwaukee	61 48
												273	A	Oakland	88 93
												317	A	Detroit Mercy	65 48
												334	H	UIC	73 36
												348	A	Chicago St.	102 46
LAST 10 Division I															
				161	A	Wright St.	68 59					317	A	Detroit Mercy	65 48
				192	A	Cleveland St.	74 54					273	A	Oakland	88 93
				236	A	Youngstown St.	70 63					271	H	Milwaukee	61 48
				334	H	UIC	73 36					161	H	Wright St.	58 70
				57	H	IUPUI	42 54					223	H	Northern Ky.	65 44

Non-Div I Games:

Green Bay

■ Loss,
■ Non-Conf,
■ S Site,
■ H Home
■ A Away
N Neutral

Hampton

H
a
m
p
t
o
n

Hampton

Hartford

Through Games Of Jan. 31, 2020

Average RPI Win:	0	WON-LOST	WINNING	LAST 10	STRENGTH OF	OPP. STRENGTH	TEAM	ADJ.	CONF.	ADJ CONF.
Average RPI Loss:	197	RECORD	PCT. RANK	GAMES	SCHEDULE	OF SCHEDULE	RPI	RPI	RPI	RPI
DIV. I ONLY	0- 21	349	0-10	229	299	345	345	27	27	
DIV. I NON-CONF.	0- 13	338	0-2	219	258	339	339	27	27	
TOTALS	RPI 1-25	RPI 26-50	W-L RECORDS	RPI 51-100	RPI 101-150	RPI 150+				
0- 21	0- 1	0- 0	OVERALL	0- 1	0- 7	0- 12				
0- 9	0- 0	0- 0	HOME	0- 0	0- 1	0- 8				
0- 12	0- 1	0- 0	AWAY	0- 1	0- 6	0- 4				
0- 0	0- 0	0- 0	NEUTRAL	0- 0	0- 0	0- 0				
0- 13	0- 1	0- 0	NON-CONFERENCE	0- 0	0- 7	0- 5				
0- 6	0- 0	0- 0	HOME	0- 0	0- 1	0- 5				
0- 7	0- 1	0- 0	AWAY	0- 0	0- 6	0- 0				
0- 0	0- 0	0- 0	NEUTRAL	0- 0	0- 0	0- 0				
0- 8	0- 0	0- 0	CONFERENCE	0- 1	0- 0	0- 7				
0- 3	0- 0	0- 0	HOME	0- 0	0- 0	0- 3				
0- 5	0- 0	0- 0	AWAY	0- 1	0- 0	0- 4				
0- 0	0- 0	0- 0	NEUTRAL	0- 0	0- 0	0- 0				

RPI 1-25				RPI 26-50				RPI 51-100				RPI 101+ Team's RPI: 345			
RPI	S	Opponent	Score	RPI	S	Opponent	Score	RPI	S	Opponent	Score	RPI	S	Opponent	Score
21	A	Princeton	42 73					85	A	Stony Brook	55 66	102	A	Michigan St.	34 79
												114	A	Penn	46 74
												121	A	Harvard	44 53
												128	A	Northeastern	47 60
												138	H	Providence	57 75
												143	A	Massachusetts	48 74
												149	A	William & Mary	44 61
												175	H	Quinnipiac	50 87
												178	H	Rhode Island	56 68
												186	A	Binghamton	44 80
												209	H	UMass Lowell	63 68
												244	A	Maine	73 87
												264	A	New Hampshire	71 72
												297	H	Vermont	53 63
												303	A	UMBC	54 61
												306	H	Albany (NY)	63 68
												307	H	Hofstra	41 43
												332	H	NJIT	52 61
												344	H	Central Conn. St.	54 61
LAST 10 Division I															
186	A	Binghamton	44 80	209	H	UMass Lowell	63 68								
306	H	Albany (NY)	63 68	264	A	New Hampshire	71 72								
303	A	UMBC	54 61	244	A	Maine	73 87								
297	H	Vermont	53 63	175	H	Quinnipiac	50 87								
85	A	Stony Brook	55 66	344	H	Central Conn. St.	54 61								

Non-Div I Games:

Hartford

■ Loss,
■ Non-Conf,
■ S Site,
■ H Home
■ A Away
N Neutral

Average RPI Win:	200	WON-LOST	WINNING	LAST 10	STRENGTH OF	OPP. STRENGTH	TEAM	ADJ.	CONF.	ADJ CONF.
Average RPI Loss:	144	RECORD	PCT. RANK	GAMES	SCHEDULE	OF SCHEDULE	RPI	RPI	RPI	RPI
DIV. I ONLY	11- 5	67	7-3	278	101	121	121	8	8	
DIV. I NON-CONF.	9- 4	84	5-2	298	83	131	131	8	8	
TOTALS	RPI 1-25	RPI 26-50	W-L RECORDS	RPI 51-100	RPI 101-150	RPI 150+				
11- 5	0- 0	0- 1	OVERALL	0- 0	2- 1	9- 3				
6- 1	0- 0	0- 0	HOME	0- 0	2- 1	4- 0				
5- 3	0- 0	0- 1	AWAY	0- 0	0- 0	5- 2				
0- 1	0- 0	0- 0	NEUTRAL	0- 0	0- 0	0- 1				
9- 4	0- 0	0- 1	NON-CONFERENCE	0- 0	1- 1	8- 2				
4- 1	0- 0	0- 0	HOME	0- 0	1- 1	3- 0				
5- 2	0- 0	0- 1	AWAY	0- 0	0- 0	5- 1				
0- 1	0- 0	0- 0	NEUTRAL	0- 0	0- 0	0- 1				
2- 1	0- 0	0- 0	CONFERENCE	0- 0	1- 0	1- 1				
2- 0	0- 0	0- 0	HOME	0- 0	1- 0	1- 0				
0- 1	0- 0	0- 0	AWAY	0- 0	0- 0	0- 1				
0- 0	0- 0	0- 0	NEUTRAL	0- 0	0- 0	0- 0				

RPI S	Opponent	Score	RPI S	Opponent	Score	RPI S	Opponent	Score	RPI S	Opponent	Score	Team's RPI: 121
			40 A	Rutgers	46 74				114 H	Penn	58 51	
									128 H	Northeastern	44 46	
									139 H	California	56 53	
									156 A	Dartmouth	62 63	
									156 H	Dartmouth	64 49	
									163 A	Fla. Atlantic	65 51	
									175 A	Quinnipiac	77 68	
									178 H	Rhode Island	61 58	
									189 A	Boston U.	66 39	
									198 A	La Salle	69 75	
									199 N	Saint Joseph's	39 63	
									200 A	Northern Ill.	59 53	
									244 A	Maine	69 40	
									300 H	Siena	68 51	
									345 H	Hartford	53 44	
LAST 10 Division I												
			114 H	Penn	58 51				199 N	Saint Joseph's	39 63	
			156 H	Dartmouth	64 49				244 A	Maine	69 40	
			156 A	Dartmouth	62 63				128 H	Northeastern	44 46	
			178 H	Rhode Island	61 58				175 A	Quinnipiac	77 68	
			163 A	Fla. Atlantic	65 51				189 A	Boston U.	66 39	

Non-Div I Games:

Harvard

■ Loss,
 ■ Non-Conf,
 S Site,
 ■ Home
 ■ Away
 N Neutral

Average RPI Win:	225	WON-LOST	WINNING	LAST 10	STRENGTH OF	OPP. STRENGTH	TEAM	ADJ.	CONF.	ADJ CONF.
Average RPI Loss:	154	RECORD	PCT. RANK	GAMES	SCHEDULE	OF SCHEDULE	RPI	RPI	RPI	RPI
DIV. I ONLY	9- 10	195	5-5	166	191	194	194	28	28	
DIV. I NON-CONF.	5- 7	205	1-2	92	102	167	167	26	26	
TOTALS	RPI 1-25	RPI 26-50	W-L RECORDS	RPI 51-100	RPI 101-150	RPI 150+				
9- 10	0- 2	1- 0	OVERALL	0- 1	1- 2	7- 5				
6- 4	0- 1	1- 0	HOME	0- 0	0- 2	5- 1				
3- 6	0- 1	0- 0	AWAY	0- 1	1- 0	2- 4				
0- 0	0- 0	0- 0	NEUTRAL	0- 0	0- 0	0- 0				
5- 7	0- 2	1- 0	NON-CONFERENCE	0- 1	1- 2	3- 2				
3- 4	0- 1	1- 0	HOME	0- 0	0- 2	2- 1				
2- 3	0- 1	0- 0	AWAY	0- 1	1- 0	1- 1				
0- 0	0- 0	0- 0	NEUTRAL	0- 0	0- 0	0- 0				
4- 3	0- 0	0- 0	CONFERENCE	0- 0	0- 0	4- 3				
3- 0	0- 0	0- 0	HOME	0- 0	0- 0	3- 0				
1- 3	0- 0	0- 0	AWAY	0- 0	0- 0	1- 3				
0- 0	0- 0	0- 0	NEUTRAL	0- 0	0- 0	0- 0				

RPI 1-25				RPI 26-50				RPI 51-100				RPI 101+ Team's RPI: 194			
RPI	S	Opponent	Score	RPI	S	Opponent	Score	RPI	S	Opponent	Score	RPI	S	Opponent	Score
11	A	Oregon St.	32 64	34	H	Texas	73 60	92	A	Idaho	52 67	107	A	Washington	62 50
17	H	NC State	59 68									110	H	Texas Southern	57 74
												114	H	Penn	55 70
												185	A	UC Davis	49 62
												227	A	Pepperdine	52 51
												235	H	Cal St. Fullerton	79 72
												238	H	North Texas	60 66
												253	A	CSUN	54 58
												255	H	San Diego St.	61 58
												261	A	Long Beach St.	55 62
												262	A	LMU (CA)	51 65
												282	A	UC Riverside	65 59
												282	H	UC Riverside	80 57
												301	H	UC Irvine	94 70
												302	H	UTSA	62 50
LAST 10 Division I															
301	H	UC Irvine	94 70	185	A	UC Davis	49 62								
282	A	UC Riverside	65 59	253	A	CSUN	54 58								
261	A	Long Beach St.	55 62	114	H	Penn	55 70								
235	H	Cal St. Fullerton	79 72	92	A	Idaho	52 67								
282	H	UC Riverside	80 57	107	A	Washington	62 50								

Non-Div I Games: Hope Int'l 86 49

Hawaii

Loss, Non-Conf, S Site, H Home A Away N Neutral

Average RPI Win:	279	WON-LOST	WINNING	LAST 10	STRENGTH OF	OPP. STRENGTH	TEAM	ADJ.	CONF.	ADJ CONF.
Average RPI Loss:	164	RECORD	PCT. RANK	GAMES	SCHEDULE	OF SCHEDULE	RPI	RPI	RPI	RPI
DIV. I ONLY	8- 11	219	6-4	225	328	213	213	26	26	
DIV. I NON-CONF.	2- 7	288	0	159	245	268	268	28	28	
TOTALS	RPI 1-25	RPI 26-50	W-L RECORDS	RPI 51-100	RPI 101-150	RPI 150+				
8- 11	0- 0	0- 1	OVERALL	0- 2	0- 2	8- 6				
4- 2	0- 0	0- 0	HOME	0- 1	0- 0	4- 1				
4- 9	0- 0	0- 1	AWAY	0- 1	0- 2	4- 5				
0- 0	0- 0	0- 0	NEUTRAL	0- 0	0- 0	0- 0				
2- 7	0- 0	0- 1	NON-CONFERENCE	0- 2	0- 1	2- 3				
1- 2	0- 0	0- 0	HOME	0- 1	0- 0	1- 1				
1- 5	0- 0	0- 1	AWAY	0- 1	0- 1	1- 2				
0- 0	0- 0	0- 0	NEUTRAL	0- 0	0- 0	0- 0				
6- 4	0- 0	0- 0	CONFERENCE	0- 0	0- 1	6- 3				
3- 0	0- 0	0- 0	HOME	0- 0	0- 0	3- 0				
3- 4	0- 0	0- 0	AWAY	0- 0	0- 1	3- 3				
0- 0	0- 0	0- 0	NEUTRAL	0- 0	0- 0	0- 0				

RPI S	Opponent	Score	RPI S	Opponent	Score	RPI S	Opponent	Score	RPI S	Opponent	Score	Team's RPI: 213
39	A Duke	57 93	95	H Davidson	63 73	129	A Campbell	36 73	134	A UNC Greensboro	70 82	
			96	A Butler	52 74	172	A American	48 56	181	A Hampton	81 77	
						182	A Norfolk St.	58 72	225	A UNC Asheville	60 76	
						229	A Gardner-Webb	57 70	237	H Radford	68 58	
						240	H ETSU	80 62	248	H Col. of Charleston	70 79	
						257	A Winthrop	63 69	272	A Longwood	76 69	
						299	H Presbyterian	60 55	322	A N.C. Central	78 58	
						339	H USC Upstate	85 46	341	A Charleston So.	84 70	
LAST 10 Division I												
229	A Gardner-Webb	57 70	225	A UNC Asheville	60 76	237	H Radford	68 58	339	H USC Upstate	85 46	
181	A Hampton	81 77	257	A Winthrop	63 69	129	A Campbell	36 73				
299	H Presbyterian	60 55										
272	A Longwood	76 69										
341	A Charleston So.	84 70										

Non-Div I Games:

High Point

■ Loss,
 ■ Non-Conf,
 ■ S Site,
 ■ H Home
 ■ A Away
 N Neutral

Hofstra

Through Games Of Jan. 31, 2020

Average RPI Win:	246	WON-LOST	WINNING	LAST 10	STRENGTH OF	OPP. STRENGTH	TEAM	ADJ.	CONF.	ADJ CONF.
Average RPI Loss:	178	RECORD	PCT. RANK	GAMES	SCHEDULE	OF SCHEDULE	RPI	RPI	RPI	RPI
DIV. I ONLY	3- 16	324	0-10	173	310	307	307	14	14	
DIV. I NON-CONF.	3- 8	268	0-2	204	350	307	307	13	13	
TOTALS	RPI 1-25	RPI 26-50	W-L RECORDS	RPI 51-100	RPI 101-150	RPI 150+				
3- 16	0- 0	0- 1	OVERALL	0- 2	1- 2	2- 11				
2- 6	0- 0	0- 0	HOME	0- 1	1- 1	1- 4				
1- 8	0- 0	0- 1	AWAY	0- 1	0- 1	1- 5				
0- 2	0- 0	0- 0	NEUTRAL	0- 0	0- 0	0- 2				
3- 8	0- 0	0- 0	NON-CONFERENCE	0- 1	1- 0	2- 7				
2- 3	0- 0	0- 0	HOME	0- 1	1- 0	1- 2				
1- 3	0- 0	0- 0	AWAY	0- 0	0- 0	1- 3				
0- 2	0- 0	0- 0	NEUTRAL	0- 0	0- 0	0- 2				
0- 8	0- 0	0- 1	CONFERENCE	0- 1	0- 2	0- 4				
0- 3	0- 0	0- 0	HOME	0- 0	0- 1	0- 2				
0- 5	0- 0	0- 1	AWAY	0- 1	0- 1	0- 2				
0- 0	0- 0	0- 0	NEUTRAL	0- 0	0- 0	0- 0				

RPI S	Opponent	Score	RPI S	Opponent	Score	RPI S	Opponent	Score	RPI S	Opponent	Score	Team's RPI: 307
43	A James Madison	50 92	68	A Drexel	54 74	128	A Northeastern	51 74				
			85	H Stony Brook	38 81	129	H Campbell	58 55				
						149	H William & Mary	53 66				
						157	H Elon	56 69				
						165	N Houston	44 54				
						168	N Samford	45 65				
						174	A Towson	71 84				
						192	H Cleveland St.	51 61				
						206	A Fairfield	64 73				
						220	A Delaware	59 80				
						242	H Howard	64 73				
						245	H UNCW	59 62				
						265	H Morgan St.	51 39				
						266	A Sacred Heart	44 71				
						345	A Hartford	43 41				
						347	A LIU Brooklyn	46 85				
LAST 10 Division I												
245	H UNCW	59 62	68	A Drexel	54 74							
174	A Towson	71 84	220	A Delaware	59 80							
43	A James Madison	50 92	128	A Northeastern	51 74							
157	H Elon	56 69	168	N Samford	45 65							
149	H William & Mary	53 66	165	N Houston	44 54							

Non-Div I Games:

Hofstra

Loss, Non-Conf, S Site, H Home A Away N Neutral

Holy Cross

Through Games Of Jan. 31, 2020

Average RPI Win:	222	WON-LOST	WINNING	LAST 10	STRENGTH OF	OPP. STRENGTH	TEAM	ADJ.	CONF.	ADJ CONF.
Average RPI Loss:	155	RECORD	PCT. RANK	GAMES	SCHEDULE	OF SCHEDULE	RPI	RPI	RPI	RPI
DIV. I ONLY	13- 7	86	7-3	247	183	116	116	15	15	
DIV. I NON-CONF.	7- 4	100	1-0	235	223	104	104	15	15	
TOTALS	RPI 1-25	RPI 26-50	W-L RECORDS	RPI 51-100	RPI 101-150	RPI 150+				
13- 7	0- 0	0- 0	OVERALL	1- 2	1- 2	11- 3				
7- 1	0- 0	0- 0	HOME	1- 1	0- 0	6- 0				
6- 6	0- 0	0- 0	AWAY	0- 1	1- 2	5- 3				
0- 0	0- 0	0- 0	NEUTRAL	0- 0	0- 0	0- 0				
7- 4	0- 0	0- 0	NON-CONFERENCE	1- 1	0- 2	6- 1				
4- 0	0- 0	0- 0	HOME	1- 0	0- 0	3- 0				
3- 4	0- 0	0- 0	AWAY	0- 1	0- 2	3- 1				
0- 0	0- 0	0- 0	NEUTRAL	0- 0	0- 0	0- 0				
6- 3	0- 0	0- 0	CONFERENCE	0- 1	1- 0	5- 2				
3- 1	0- 0	0- 0	HOME	0- 1	0- 0	3- 0				
3- 2	0- 0	0- 0	AWAY	0- 0	1- 0	2- 2				
0- 0	0- 0	0- 0	NEUTRAL	0- 0	0- 0	0- 0				

RPI S	Opponent	Score	RPI S	Opponent	Score	RPI S	Opponent	Score	RPI S	Opponent	Score	Team's RPI: 116
						65	H Bucknell	40 51	142	A Lehigh	74 57	
						66	H Boston College	80 71	143	A Massachusetts	72 75	
						78	A North Florida	60 80	145	A Illinois	75 78	
									170	H Merrimack	68 42	
									172	H American	72 59	
									178	A Rhode Island	58 73	
									184	H Lafayette	57 56	
									189	A Boston U.	70 76	
									218	A Brown	83 71	
									258	A Stetson	75 63	
									264	H New Hampshire	82 61	
									266	A Sacred Heart	65 52	
									275	A Navy	58 49	
									275	H Navy	57 43	
									285	A Loyola Maryland	64 56	
									289	A Army West Point	48 61	
									311	H Bryant	87 75	
LAST 10 Division I												
275	H Navy	57 43	65	H Bucknell	40 51							
189	A Boston U.	70 76	184	H Lafayette	57 56							
142	A Lehigh	74 57	275	A Navy	58 49							
172	H American	72 59	285	A Loyola Maryland	64 56							
289	A Army West Point	48 61	258	A Stetson	75 63							

Non-Div I Games:

Holy Cross

Loss, Non-Conf, S Site, H Home A Away N Neutral

Average RPI Win:	225	WON-LOST	WINNING	LAST 10	STRENGTH OF	OPP. STRENGTH	TEAM	ADJ.	CONF.	ADJ CONF.
Average RPI Loss:	91	RECORD	PCT. RANK	GAMES	SCHEDULE	OF SCHEDULE	RPI	RPI	RPI	RPI
DIV. I ONLY	10- 11	191	5-5	109	94	165	165	9	9	
DIV. I NON-CONF.	7- 7	164	2-1	169	125	175	175	9	9	
TOTALS	RPI 1-25	RPI 26-50	W-L RECORDS	RPI 51-100	RPI 101-150	RPI 150+				
10- 11	0- 2	1- 1	OVERALL	0- 4	0- 2	9- 2				
8- 2	0- 0	1- 1	HOME	0- 1	0- 0	7- 0				
0- 7	0- 2	0- 0	AWAY	0- 3	0- 1	0- 1				
2- 2	0- 0	0- 0	NEUTRAL	0- 0	0- 1	2- 1				
7- 7	0- 1	1- 1	NON-CONFERENCE	0- 1	0- 2	6- 2				
5- 1	0- 0	1- 1	HOME	0- 0	0- 0	4- 0				
0- 4	0- 1	0- 0	AWAY	0- 1	0- 1	0- 1				
2- 2	0- 0	0- 0	NEUTRAL	0- 0	0- 1	2- 1				
3- 4	0- 1	0- 0	CONFERENCE	0- 3	0- 0	3- 0				
3- 1	0- 0	0- 0	HOME	0- 1	0- 0	3- 0				
0- 3	0- 1	0- 0	AWAY	0- 2	0- 0	0- 0				
0- 0	0- 0	0- 0	NEUTRAL	0- 0	0- 0	0- 0				

RPI 1-25				RPI 26-50				RPI 51-100				RPI 101+ Team's RPI: 165			
RPI	S	Opponent	Score	RPI	S	Opponent	Score	RPI	S	Opponent	Score	RPI	S	Opponent	Score
10	A	UConn	51 91	33	H	FGCU	45 57	53	H	Temple	58 61	105	N	Syracuse	62 87
16	A	Texas A&M	43 72	45	H	Oklahoma	85 69	62	A	Georgia Tech	38 69	120	A	Fordham	54 63
								76	A	South Fla.	45 74	166	H	Wichita St.	64 56
								98	A	Cincinnati	66 85	183	H	Memphis	75 65
												190	H	Southern Miss.	75 60
												195	A	New Mexico	71 81
												231	H	Southeastern La.	78 65
												234	N	San Francisco	57 80
												250	H	Louisiana Tech	67 53
												268	H	East Carolina	72 63
												293	N	California Baptist	96 75
												307	N	Hofstra	54 44
												312	H	Houston Baptist	82 60
LAST 10 Division I															
				76	A	South Fla.	45 74	53	H	Temple	58 61				
				166	H	Wichita St.	64 56	183	H	Memphis	75 65				
				98	A	Cincinnati	66 85	120	A	Fordham	54 63				
				268	H	East Carolina	72 63	307	N	Hofstra	54 44				
				10	A	UConn	51 91	190	H	Southern Miss.	75 60				

Non-Div I Games:

Houston

■ Loss,
 ■ Non-Conf,
 ■ S Site,
 ■ H Home
 ■ A Away
 N Neutral

Houston Baptist

Through Games Of Jan. 31, 2020

Average RPI Win:	304	WON-LOST	WINNING	LAST 10	STRENGTH OF	OPP. STRENGTH	TEAM	ADJ.	CONF.	ADJ CONF.
Average RPI Loss:	198	RECORD	PCT. RANK	GAMES	SCHEDULE	OF SCHEDULE	RPI	RPI	RPI	RPI
DIV. I ONLY	3- 13	316	1-9	308	295	312	312	23	23	
DIV. I NON-CONF.	2- 5	259	0-1	144	265	191	191	20	20	
TOTALS	RPI 1-25	RPI 26-50	W-L RECORDS	RPI 51-100	RPI 101-150	RPI 150+				
3- 13	0- 1	0- 0	OVERALL	0- 0	0- 1	3- 11				
0- 5	0- 0	0- 0	HOME	0- 0	0- 1	0- 4				
3- 8	0- 1	0- 0	AWAY	0- 0	0- 0	3- 7				
0- 0	0- 0	0- 0	NEUTRAL	0- 0	0- 0	0- 0				
2- 5	0- 1	0- 0	NON-CONFERENCE	0- 0	0- 0	2- 4				
0- 1	0- 0	0- 0	HOME	0- 0	0- 0	0- 1				
2- 4	0- 1	0- 0	AWAY	0- 0	0- 0	2- 3				
0- 0	0- 0	0- 0	NEUTRAL	0- 0	0- 0	0- 0				
1- 8	0- 0	0- 0	CONFERENCE	0- 0	0- 1	1- 7				
0- 4	0- 0	0- 0	HOME	0- 0	0- 1	0- 3				
1- 4	0- 0	0- 0	AWAY	0- 0	0- 0	1- 4				
0- 0	0- 0	0- 0	NEUTRAL	0- 0	0- 0	0- 0				

RPI 1-25				RPI 26-50				RPI 51-100				RPI 101+ Team's RPI: 312			
RPI	S	Opponent	Score	RPI	S	Opponent	Score	RPI	S	Opponent	Score	RPI	S	Opponent	Score
5	A	Baylor	42 112									111	H	SFA	42 59
												153	A	Texas Tech	51 59
												158	H	Sam Houston St.	69 97
												165	A	Houston	60 82
												166	A	Wichita St.	42 59
												193	H	Northern Ariz.	62 79
												216	A	Lamar University	53 60
												219	A	Central Ark.	39 63
												231	H	Southeastern La.	59 69
												241	A	Oral Roberts	74 73
												294	H	Nicholls St.	78 84
												325	A	Incarinate Word	60 55
												327	A	McNeese	72 88
												340	A	Northwestern St.	60 69
												346	A	La.-Monroe	72 65
LAST 10 Division I															
325	A	Incarinate Word	60 55	340	A	Northwestern St.	60 69								
327	A	McNeese	72 88	219	A	Central Ark.	39 63								
294	H	Nicholls St.	78 84	231	H	Southeastern La.	59 69								
158	H	Sam Houston St.	69 97	111	H	SFA	42 59								
216	A	Lamar University	53 60	153	A	Texas Tech	51 59								

Non-Div I Games: LSU-Shreveport 67 44 Paul Quinn 63 34

Houston Baptist

Loss, Non-Conf, S Site, H Home A Away N Neutral

Average RPI Win:	306	WON-LOST	WINNING	LAST 10	STRENGTH OF	OPP. STRENGTH	TEAM	ADJ.	CONF.	ADJ CONF.
Average RPI Loss:	137	RECORD	PCT. RANK	GAMES	SCHEDULE	OF SCHEDULE	RPI	RPI	RPI	RPI
DIV. I ONLY	12- 8	115	6-4	344	296	242	242	30	30	
DIV. I NON-CONF.	8- 5	117	2-1	303	247	182	182	31	31	
TOTALS	RPI 1-25	RPI 26-50	W-L RECORDS	RPI 51-100	RPI 101-150	RPI 150+				
12- 8	0- 0	0- 1	OVERALL	0- 2	0- 1	12- 4				
5- 3	0- 0	0- 0	HOME	0- 0	0- 0	5- 3				
7- 3	0- 0	0- 1	AWAY	0- 1	0- 0	7- 1				
0- 2	0- 0	0- 0	NEUTRAL	0- 1	0- 1	0- 0				
8- 5	0- 0	0- 1	NON-CONFERENCE	0- 2	0- 1	8- 1				
3- 1	0- 0	0- 0	HOME	0- 0	0- 0	3- 1				
5- 2	0- 0	0- 1	AWAY	0- 1	0- 0	5- 0				
0- 2	0- 0	0- 0	NEUTRAL	0- 1	0- 1	0- 0				
4- 3	0- 0	0- 0	CONFERENCE	0- 0	0- 0	4- 3				
2- 2	0- 0	0- 0	HOME	0- 0	0- 0	2- 2				
2- 1	0- 0	0- 0	AWAY	0- 0	0- 0	2- 1				
0- 0	0- 0	0- 0	NEUTRAL	0- 0	0- 0	0- 0				

RPI S	Opponent	Score	RPI S	Opponent	Score	RPI S	Opponent	Score	RPI S	Opponent	Score	Team's RPI: 242
49	A Tennessee	38 88	65	N Bucknell	60 70	107	N Washington	58 75	151	H Bethune-Cookman	59 75	
			76	A South Fla.	53 82	182	H Norfolk St.	80 83	198	H La Salle	62 78	
						221	A George Mason	86 75	252	H Niagara	91 42	
						265	A Morgan St.	67 74	268	A East Carolina	67 51	
						285	A Loyola Maryland	75 69	303	A UMBC	72 61	
						307	A Hofstra	73 64	324	A UMES	79 58	
						331	H Fairleigh Dickinson	64 56	336	H Saint Peter's	92 80	
						342	A Coppin St.	66 54	349	H South Carolina St.	78 47	
						350	H Florida A&M	72 58				
LAST 10 Division I												
342	A Coppin St.	66 54	151	H Bethune-Cookman	59 75							
350	H Florida A&M	72 58	324	A UMES	79 58							
265	A Morgan St.	67 74	49	A Tennessee	38 88							
349	H South Carolina St.	78 47	221	A George Mason	86 75							
182	H Norfolk St.	80 83	268	A East Carolina	67 51							

Non-Div I Games:

Howard

Average RPI Win:	196	WON-LOST	WINNING	LAST 10	STRENGTH OF	OPP. STRENGTH	TEAM	ADJ.	CONF.	ADJ CONF.
Average RPI Loss:	98	RECORD	PCT. RANK	GAMES	SCHEDULE	OF SCHEDULE	RPI	RPI	RPI	RPI
DIV. I ONLY	14- 6	59	9-1	113	193	57	57	21	21	
DIV. I NON-CONF.	5- 5	164	0	50	32	69	69	19	19	
TOTALS	RPI 1-25	RPI 26-50	W-L RECORDS	RPI 51-100	RPI 101-150	RPI 150+				
14- 6	0- 0	1- 0	OVERALL	2- 5	1- 0	10- 1				
8- 0	0- 0	0- 0	HOME	2- 0	0- 0	6- 0				
4- 6	0- 0	0- 0	AWAY	0- 5	1- 0	3- 1				
2- 0	0- 0	1- 0	NEUTRAL	0- 0	0- 0	1- 0				
5- 5	0- 0	1- 0	NON-CONFERENCE	2- 5	0- 0	2- 0				
3- 0	0- 0	0- 0	HOME	2- 0	0- 0	1- 0				
0- 5	0- 0	0- 0	AWAY	0- 5	0- 0	0- 0				
2- 0	0- 0	1- 0	NEUTRAL	0- 0	0- 0	1- 0				
9- 1	0- 0	0- 0	CONFERENCE	0- 0	1- 0	8- 1				
5- 0	0- 0	0- 0	HOME	0- 0	0- 0	5- 0				
4- 1	0- 0	0- 0	AWAY	0- 0	1- 0	3- 1				
0- 0	0- 0	0- 0	NEUTRAL	0- 0	0- 0	0- 0				

RPI 1-25			RPI 26-50			RPI 51-100			Team's RPI: 57	RPI 101+					
RPI	S	Opponent	Score	RPI	S	Opponent	Score	RPI	S	Opponent	Score	RPI	S	Opponent	Score
				46	N	St. John's (NY)	85 78	52	A	UNI	50 51	131	A	Green Bay	54 42
								59	A	Miami (FL)	65 74	157	N	Elon	59 53
								72	A	Ohio	64 70	161	H	Wright St.	80 60
								73	A	UT Martin	51 57	192	A	Cleveland St.	78 53
								77	H	Ball St.	65 48	192	H	Cleveland St.	58 48
								94	H	Southern Ill.	81 78	223	H	Northern Ky.	89 61
								96	A	Butler	61 64	236	A	Youngstown St.	73 75
												271	A	Milwaukee	75 52
												273	H	Oakland	76 41
												281	H	Eastern Ky.	72 42
												317	H	Detroit Mercy	82 45
												334	A	UIC	88 49
LAST 10 Division I															
				192	H	Cleveland St.	58 48	223	H	Northern Ky.	89 61				
				334	A	UIC	88 49	317	H	Detroit Mercy	82 45				
				271	A	Milwaukee	75 52	273	H	Oakland	76 41				
				131	A	Green Bay	54 42	192	A	Cleveland St.	78 53				
				161	H	Wright St.	80 60	236	A	Youngstown St.	73 75				

Non-Div I Games: Ind.-Northwest 103 45

IUPUI

■ Loss,
 ■ Non-Conf,
 ■ S Site,
 ■ Home
 ■ A Away
 N Neutral

Average RPI Win:	227	WON-LOST	WINNING	LAST 10	STRENGTH OF	OPP. STRENGTH	TEAM	ADJ.	CONF.	ADJ CONF.
Average RPI Loss:	111	RECORD	PCT. RANK	GAMES	SCHEDULE	OF SCHEDULE	RPI	RPI	RPI	RPI
DIV. I ONLY	12- 5	55	8-2	224	158	92	92	19	19	
DIV. I NON-CONF.	5- 4	140	1-1	168	99	109	109	17	17	
TOTALS	RPI 1-25	RPI 26-50	W-L RECORDS	RPI 51-100	RPI 101-150	RPI 150+				
12- 5	0- 0	0- 2	OVERALL	0- 1	2- 0	10- 2				
6- 0	0- 0	0- 0	HOME	0- 0	0- 0	6- 0				
6- 3	0- 0	0- 1	AWAY	0- 1	2- 0	4- 1				
0- 2	0- 0	0- 1	NEUTRAL	0- 0	0- 0	0- 1				
5- 4	0- 0	0- 2	NON-CONFERENCE	0- 1	1- 0	4- 1				
2- 0	0- 0	0- 0	HOME	0- 0	0- 0	2- 0				
3- 2	0- 0	0- 1	AWAY	0- 1	1- 0	2- 0				
0- 2	0- 0	0- 1	NEUTRAL	0- 0	0- 0	0- 1				
7- 1	0- 0	0- 0	CONFERENCE	0- 0	1- 0	6- 1				
4- 0	0- 0	0- 0	HOME	0- 0	0- 0	4- 0				
3- 1	0- 0	0- 0	AWAY	0- 0	1- 0	2- 1				
0- 0	0- 0	0- 0	NEUTRAL	0- 0	0- 0	0- 0				

RPI 1-25				RPI 26-50				RPI 51-100				Team's RPI: 92				RPI 101+			
RPI	S	Opponent	Score	RPI	S	Opponent	Score	RPI	S	Opponent	Score	RPI	S	Opponent	Score	RPI	S	Opponent	Score
				30	N	Old Dominion	55 67	76	A	South Fla.	64 67	115	A	Montana St.	69 68				
				44	A	Oklahoma St.	47 62					132	A	San Diego	65 32				
												180	H	Montana	52 51				
												191	A	Portland St.	53 74				
												194	H	Hawaii	67 52				
												207	A	Southern Utah	71 56				
												216	N	Lamar University	44 47				
												226	A	Northern Colo.	57 46				
												234	A	San Francisco	66 60				
												239	H	Idaho St.	62 56				
												270	H	Colorado St.	61 54				
												295	H	Eastern Wash.	69 60				
												305	H	Weber St.	70 50				
												329	A	Seattle U	90 84				
LAST 10 Division I																			
				207	A	Southern Utah	71 56	191	A	Portland St.	53 74								
				226	A	Northern Colo.	57 46	305	H	Weber St.	70 50								
				180	H	Montana	52 51	239	H	Idaho St.	62 56								
				295	H	Eastern Wash.	69 60	194	H	Hawaii	67 52								
				115	A	Montana St.	69 68	76	A	South Fla.	64 67								

Non-Div I Games:

Idaho

■ Loss,
 ■ Non-Conf,
 ■ S Site,
 ■ H Home
 ■ A Away
 N Neutral

Average RPI Win:	282	WON-LOST	WINNING	LAST 10	STRENGTH OF	OPP. STRENGTH	TEAM	ADJ.	CONF.	ADJ CONF.
Average RPI Loss:	149	RECORD	PCT. RANK	GAMES	SCHEDULE	OF SCHEDULE	RPI	RPI	RPI	RPI
DIV. I ONLY	7- 10	230	5-5	280	195	239	239	19	19	
DIV. I NON-CONF.	2- 5	259	0	260	134	275	275	17	17	
TOTALS	RPI 1-25	RPI 26-50	W-L RECORDS	RPI 51-100	RPI 101-150	RPI 150+				
7- 10	0- 1	0- 2	OVERALL	0- 1	0- 1	7- 5				
3- 3	0- 0	0- 0	HOME	0- 0	0- 0	3- 3				
4- 7	0- 1	0- 2	AWAY	0- 1	0- 1	4- 2				
0- 0	0- 0	0- 0	NEUTRAL	0- 0	0- 0	0- 0				
2- 5	0- 1	0- 2	NON-CONFERENCE	0- 0	0- 0	2- 2				
1- 1	0- 0	0- 0	HOME	0- 0	0- 0	1- 1				
1- 4	0- 1	0- 2	AWAY	0- 0	0- 0	1- 1				
0- 0	0- 0	0- 0	NEUTRAL	0- 0	0- 0	0- 0				
5- 5	0- 0	0- 0	CONFERENCE	0- 1	0- 1	5- 3				
2- 2	0- 0	0- 0	HOME	0- 0	0- 0	2- 2				
3- 3	0- 0	0- 0	AWAY	0- 1	0- 1	3- 1				
0- 0	0- 0	0- 0	NEUTRAL	0- 0	0- 0	0- 0				

RPI 1-25				RPI 26-50				RPI 51-100				RPI 101+ Team's RPI: 239			
RPI	S	Opponent	Score	RPI	S	Opponent	Score	RPI	S	Opponent	Score	RPI	S	Opponent	Score
25	A	Arizona St.	69 74	39	A	Duke	66 85	92	A	Idaho	56 62	115	A	Montana St.	59 67
				44	A	Oklahoma St.	52 70					180	A	Montana	67 53
												191	H	Portland St.	64 69
												193	H	Northern Ariz.	59 70
												207	A	Southern Utah	65 72
												226	H	Northern Colo.	59 39
												287	A	Utah St.	61 69
												293	H	California Baptist	68 74
												295	A	Eastern Wash.	67 47
												305	A	Weber St.	65 54
												316	H	Sacramento St.	80 62
												323	A	Utah Valley	88 61
												329	H	Seattle U	73 48
LAST 10 Division I															
226	H	Northern Colo.	59 39	193	H	Northern Ariz.	59 70								
115	A	Montana St.	59 67	207	A	Southern Utah	65 72								
180	A	Montana	67 53	316	H	Sacramento St.	80 62								
191	H	Portland St.	64 69	295	A	Eastern Wash.	67 47								
305	A	Weber St.	65 54	92	A	Idaho	56 62								

Non-Div I Games: Arizona Christian 93 36 Montana Tech 83 57

Idaho St.

Average RPI Win:	227	WON-LOST	WINNING	LAST 10	STRENGTH OF	OPP. STRENGTH	TEAM	ADJ.	CONF.	ADJ CONF.
Average RPI Loss:	31	RECORD	PCT. RANK	GAMES	SCHEDULE	OF SCHEDULE	RPI	RPI	RPI	RPI
DIV. I ONLY	10- 10	171	2-8	77	67	145	145	2	2	
DIV. I NON-CONF.	9- 2	38	1-0	319	264	154	154	2	2	
TOTALS	RPI 1-25	RPI 26-50	W-L RECORDS	RPI 51-100	RPI 101-150	RPI 150+				
10- 10	0- 4	0- 4	OVERALL	1- 2	2- 0	7- 0				
9- 4	0- 2	0- 1	HOME	1- 1	1- 0	7- 0				
1- 6	0- 2	0- 3	AWAY	0- 1	1- 0	0- 0				
0- 0	0- 0	0- 0	NEUTRAL	0- 0	0- 0	0- 0				
9- 2	0- 0	0- 0	NON-CONFERENCE	0- 2	2- 0	7- 0				
8- 1	0- 0	0- 0	HOME	0- 1	1- 0	7- 0				
1- 1	0- 0	0- 0	AWAY	0- 1	1- 0	0- 0				
0- 0	0- 0	0- 0	NEUTRAL	0- 0	0- 0	0- 0				
1- 8	0- 4	0- 4	CONFERENCE	1- 0	0- 0	0- 0				
1- 3	0- 2	0- 1	HOME	1- 0	0- 0	0- 0				
0- 5	0- 2	0- 3	AWAY	0- 0	0- 0	0- 0				
0- 0	0- 0	0- 0	NEUTRAL	0- 0	0- 0	0- 0				

RPI	S	Opponent	Score	RPI	S	Opponent	Score	RPI	S	Opponent	Score	RPI	S	Opponent	Score	Team's RPI: 145
6	A	Iowa	72 108	27	A	Purdue	67 81	60	A	North Carolina	60 85	116	H	Holy Cross	78 75	
6	H	Maryland	60 79	32	A	Ohio St.	47 77	63	H	Minnesota	74 71	148	A	Missouri	58 51	
13	A	Indiana	42 83	40	A	Rutgers	41 72	75	H	Illinois St.	58 74	170	H	Merrimack	75 72	
14	H	Northwestern	50 77	40	H	Rutgers	51 75					176	H	Austin Peay	76 62	
												299	H	Presbyterian	71 52	
												311	H	Bryant	69 55	
												314	H	Ark.-Pine Bluff	65 50	
												326	H	Evansville	59 44	
												348	H	Chicago St.	96 66	
LAST 10 Division I																
40	A	Rutgers	41 72	40	H	Rutgers	51 75									
6	H	Maryland	60 79	13	A	Indiana	42 83									
32	A	Ohio St.	47 77	6	A	Iowa	72 108									
27	A	Purdue	67 81	14	H	Northwestern	50 77									
63	H	Minnesota	74 71	148	A	Missouri	58 51									

Non-Div I Games:

Illinois

Average RPI Win:	185	WON-LOST	WINNING	LAST 10	STRENGTH OF	OPP. STRENGTH	TEAM	ADJ.	CONF.	ADJ CONF.
Average RPI Loss:	85	RECORD	PCT. RANK	GAMES	SCHEDULE	OF SCHEDULE	RPI	RPI	RPI	RPI
DIV. I ONLY	12- 6	78	6-4	124	125	75	75	7	7	
DIV. I NON-CONF.	7- 3	80	1-1	162	160	67	67	7	7	
TOTALS	RPI 1-25	RPI 26-50	W-L RECORDS	RPI 51-100	RPI 101-150	RPI 150+				
12- 6	0- 0	0- 2	OVERALL	3- 2	1- 1	8- 1				
8- 1	0- 0	0- 1	HOME	2- 0	0- 0	6- 0				
4- 5	0- 0	0- 1	AWAY	1- 2	1- 1	2- 1				
0- 0	0- 0	0- 0	NEUTRAL	0- 0	0- 0	0- 0				
7- 3	0- 0	0- 1	NON-CONFERENCE	1- 1	1- 0	5- 1				
5- 0	0- 0	0- 0	HOME	1- 0	0- 0	4- 0				
2- 3	0- 0	0- 1	AWAY	0- 1	1- 0	1- 1				
0- 0	0- 0	0- 0	NEUTRAL	0- 0	0- 0	0- 0				
5- 3	0- 0	0- 1	CONFERENCE	2- 1	0- 1	3- 0				
3- 1	0- 0	0- 1	HOME	1- 0	0- 0	2- 0				
2- 2	0- 0	0- 0	AWAY	1- 1	0- 1	1- 0				
0- 0	0- 0	0- 0	NEUTRAL	0- 0	0- 0	0- 0				

RPI S	Opponent	Score	RPI S	Opponent	Score	RPI S	Opponent	Score	RPI S	Opponent	Score
31	H Drake	67 69	36	A Marquette	41 58	52	H UNI	65 57	112	A Loyola Chicago	64 69
						54	A Bradley	61 76	145	A Illinois	74 58
						73	H UT Martin	70 47	159	H Jackson St.	77 55
						94	A Southern Ill.	62 54	162	A Valparaiso	72 60
						99	A Saint Louis	56 61	176	A Austin Peay	72 77
									196	A North Dakota	66 58
									200	H Northern Ill.	69 66
									212	H Western Ill.	78 65
									278	H Indiana St.	83 69
									321	H SIUE	74 53
									326	H Evansville	81 58
LAST 10 Division I											
94	A Southern Ill.	62 54	54	A Bradley	61 76						
52	H UNI	65 57	326	H Evansville	81 58						
31	H Drake	67 69	278	H Indiana St.	83 69						
112	A Loyola Chicago	64 69	176	A Austin Peay	72 77						
162	A Valparaiso	72 60	159	H Jackson St.	77 55						

Non-Div I Games: Truman 87 60

Illinois St.

Incarnate Word

Through Games Of Jan. 31, 2020

Average RPI Win:	294	WON-LOST	WINNING	LAST 10	STRENGTH OF	OPP. STRENGTH	TEAM	ADJ.	CONF.	ADJ CONF.
Average RPI Loss:	197	RECORD	PCT. RANK	GAMES	SCHEDULE	OF SCHEDULE	RPI	RPI	RPI	RPI
DIV. I ONLY	4- 10	284	4-6	340	251	325	325	23	23	
DIV. I NON-CONF.	0- 5	338	0-1	309	225	347	347	20	20	
TOTALS	RPI 1-25	RPI 26-50	W-L RECORDS	RPI 51-100	RPI 101-150	RPI 150+				
4- 10	0- 0	0- 0	OVERALL	0- 1	0- 3	4- 6				
2- 5	0- 0	0- 0	HOME	0- 0	0- 1	2- 4				
2- 5	0- 0	0- 0	AWAY	0- 1	0- 2	2- 2				
0- 0	0- 0	0- 0	NEUTRAL	0- 0	0- 0	0- 0				
0- 5	0- 0	0- 0	NON-CONFERENCE	0- 1	0- 1	0- 3				
0- 1	0- 0	0- 0	HOME	0- 0	0- 0	0- 1				
0- 4	0- 0	0- 0	AWAY	0- 1	0- 1	0- 2				
0- 0	0- 0	0- 0	NEUTRAL	0- 0	0- 0	0- 0				
4- 5	0- 0	0- 0	CONFERENCE	0- 0	0- 2	4- 3				
2- 4	0- 0	0- 0	HOME	0- 0	0- 1	2- 3				
2- 1	0- 0	0- 0	AWAY	0- 0	0- 1	2- 0				
0- 0	0- 0	0- 0	NEUTRAL	0- 0	0- 0	0- 0				

RPI 1-25				RPI 26-50				RPI 51-100				RPI 101+				Team's RPI: 325	
RPI	S	Opponent	Score	RPI	S	Opponent	Score	RPI	S	Opponent	Score	RPI	S	Opponent	Score		
								72	A	Ohio	41	78	111	A	SFA	45	67
												125	H	A&M-Corpus Christi	38	64	
												150	A	Kansas St.	41	85	
												152	H	New Orleans	55	67	
												216	A	Lamar University	67	48	
												219	H	Central Ark.	37	47	
												255	H	San Diego St.	48	57	
												270	A	Colorado St.	47	75	
												294	H	Nicholls St.	53	51	
												302	A	UTSA	56	63	
												312	H	Houston Baptist	55	60	
												327	H	McNeese	73	56	
												340	A	Northwestern St.	69	67	
LAST 10 Division I																	
312	H	Houston Baptist	55	60	152	H	New Orleans	55	67								
125	H	A&M-Corpus Christi	38	64	340	A	Northwestern St.	69	67								
216	A	Lamar University	67	48	294	H	Nicholls St.	53	51								
111	A	SFA	45	67	255	H	San Diego St.	48	57								
327	H	McNeese	73	56	219	H	Central Ark.	37	47								

Non-Div I Games: Schreiner 70 35 Tex. A&M Int'l 55 38 Paul Quinn 79 62 UNKNOWN 74 52 Incarnate Word

Loss, Non-Conf, S Site, H Home A Away N Neutral

Indiana

Through Games Of Jan. 31, 2020

Average RPI Win:	123	WON-LOST	WINNING	LAST 10	STRENGTH OF	OPP. STRENGTH	TEAM	ADJ.	CONF.	ADJ CONF.
Average RPI Loss:	8	RECORD	PCT. RANK	GAMES	SCHEDULE	OF SCHEDULE	RPI	RPI	RPI	RPI
DIV. I ONLY	17- 5	41	7-3	7	17	13	13	2	2	
DIV. I NON-CONF.	10- 2	30	0	10	34	10	10	2	2	
TOTALS	RPI 1-25	RPI 26-50	W-L RECORDS	RPI 51-100	RPI 101-150	RPI 150+				
17- 5	1- 5	2- 0	OVERALL	5- 0	4- 0	5- 0				
10- 2	0- 2	1- 0	HOME	2- 0	3- 0	4- 0				
5- 2	0- 2	1- 0	AWAY	2- 0	1- 0	1- 0				
2- 1	1- 1	0- 0	NEUTRAL	1- 0	0- 0	0- 0				
10- 2	1- 2	0- 0	NON-CONFERENCE	4- 0	1- 0	4- 0				
5- 1	0- 1	0- 0	HOME	1- 0	0- 0	4- 0				
3- 0	0- 0	0- 0	AWAY	2- 0	1- 0	0- 0				
2- 1	1- 1	0- 0	NEUTRAL	1- 0	0- 0	0- 0				
7- 3	0- 3	2- 0	CONFERENCE	1- 0	3- 0	1- 0				
5- 1	0- 1	1- 0	HOME	1- 0	3- 0	0- 0				
2- 2	0- 2	1- 0	AWAY	0- 0	0- 0	1- 0				
0- 0	0- 0	0- 0	NEUTRAL	0- 0	0- 0	0- 0				

RPI	S	Opponent	Score	RPI	S	Opponent	Score	RPI	S	Opponent	Score	RPI	S	Opponent	Score
2	N	South Carolina	71 57	27	H	Purdue	66 48	59	A	Miami (FL)	58 45	102	H	Michigan St.	79 67
5	N	Baylor	62 77	40	A	Rutgers	66 56	63	H	Minnesota	65 52	122	H	Wisconsin	75 65
6	A	Maryland	62 76					78	H	North Florida	72 45	144	A	Florida	73 49
6	A	Iowa	85 91					89	N	Washington St.	78 44	145	H	Illinois	83 42
8	H	UCLA	58 68					96	A	Butler	64 53	159	H	Jackson St.	91 51
14	H	Northwestern	69 71									187	A	Penn St.	76 60
												236	H	Youngstown St.	93 56
												243	H	Mt. St. Mary's	75 52
												294	H	Nicholls St.	111 47
LAST 10 Division I															
122	H	Wisconsin	75 65	6	A	Iowa	85 91								
63	H	Minnesota	65 52	27	H	Purdue	66 48								
187	A	Penn St.	76 60	145	H	Illinois	83 42								
6	A	Maryland	62 76	40	A	Rutgers	66 56								
14	H	Northwestern	69 71	102	H	Michigan St.	79 67								

Non-Div I Games:

Indiana

■ Loss,
 ■ Non-Conf, S Site,
 ■ Home
 ■ Away
 N Neutral

Indiana St.

Through Games Of Jan. 31, 2020

Average RPI Win:	304	WON-LOST	WINNING	LAST 10	STRENGTH OF	OPP. STRENGTH	TEAM	ADJ.	CONF.	ADJ CONF.
Average RPI Loss:	126	RECORD	PCT. RANK	GAMES	SCHEDULE	OF SCHEDULE	RPI	RPI	RPI	RPI
DIV. I ONLY	3- 18	333	1-9	95	179	278	278	7	7	
DIV. I NON-CONF.	2- 10	313	0-1	208	298	300	300	7	7	
TOTALS	RPI 1-25	RPI 26-50	W-L RECORDS	RPI 51-100	RPI 101-150	RPI 150+				
3- 18	0- 1	0- 2	OVERALL	0- 5	0- 4	3- 6				
1- 8	0- 1	0- 0	HOME	0- 2	0- 2	1- 3				
2- 9	0- 0	0- 2	AWAY	0- 3	0- 2	2- 2				
0- 1	0- 0	0- 0	NEUTRAL	0- 0	0- 0	0- 1				
2- 10	0- 0	0- 1	NON-CONFERENCE	0- 1	0- 3	2- 5				
0- 4	0- 0	0- 0	HOME	0- 1	0- 1	0- 2				
2- 5	0- 0	0- 1	AWAY	0- 0	0- 2	2- 2				
0- 1	0- 0	0- 0	NEUTRAL	0- 0	0- 0	0- 1				
1- 8	0- 1	0- 1	CONFERENCE	0- 4	0- 1	1- 1				
1- 4	0- 1	0- 0	HOME	0- 1	0- 1	1- 1				
0- 4	0- 0	0- 1	AWAY	0- 3	0- 0	0- 0				
0- 0	0- 0	0- 0	NEUTRAL	0- 0	0- 0	0- 0				

RPI 1-25				RPI 26-50				RPI 51-100				RPI 101+				Team's RPI: 278	
RPI	S	Opponent	Score	RPI	S	Opponent	Score	RPI	S	Opponent	Score	RPI	S	Opponent	Score		
12	H	Missouri St.	55 76	31	A	Drake	65 105	52	A	UNI	43 73	101	A	Kansas	72 84		
				50	A	Colorado	46 59	54	A	Bradley	75 91	112	H	Loyola Chicago	51 58		
								75	A	Illinois St.	69 83	117	A	Pacific	66 83		
								94	H	Southern Ill.	55 78	147	H	Southeast Mo. St.	58 68		
								99	H	Saint Louis	53 55	162	H	Valparaiso	56 75		
												208	A	Murray St.	62 70		
												212	A	Western Ill.	72 83		
												223	H	Northern Ky.	68 70		
												251	A	Eastern Ill.	59 57		
												253	N	CSUN	59 67		
												267	H	Marshall	60 72		
												326	H	Evansville	68 58		
												334	A	UIC	61 40		
LAST 10 Division I																	
326	H	Evansville	68 58	112	H	Loyola Chicago	51 58										
94	H	Southern Ill.	55 78	162	H	Valparaiso	56 75										
12	H	Missouri St.	55 76	54	A	Bradley	75 91										
52	A	UNI	43 73	75	A	Illinois St.	69 83										
31	A	Drake	65 105	99	H	Saint Louis	53 55										

Non-Div I Games:

Indiana St.

■ Loss,
 ■ Non-Conf,
 ■ S Site,
 ■ H Home
 ■ A Away
 N Neutral

Average RPI Win:	265	WON-LOST	WINNING	LAST 10	STRENGTH OF	OPP. STRENGTH	TEAM	ADJ.	CONF.	ADJ CONF.
Average RPI Loss:	132	RECORD	PCT. RANK	GAMES	SCHEDULE	OF SCHEDULE	RPI	RPI	RPI	RPI
DIV. I ONLY	4- 12	294	3-7	67	268	222	222	24	24	
DIV. I NON-CONF.	1- 8	322	0-3	11	212	207	207	25	25	
TOTALS	RPI 1-25	RPI 26-50	W-L RECORDS	RPI 51-100	RPI 101-150	RPI 150+				
4- 12	0- 1	0- 0	OVERALL	0- 3	0- 4	4- 4				
1- 6	0- 0	0- 0	HOME	0- 2	0- 2	1- 2				
3- 4	0- 1	0- 0	AWAY	0- 1	0- 1	3- 1				
0- 2	0- 0	0- 0	NEUTRAL	0- 0	0- 1	0- 1				
1- 8	0- 1	0- 0	NON-CONFERENCE	0- 2	0- 4	1- 1				
0- 3	0- 0	0- 0	HOME	0- 1	0- 2	0- 0				
1- 3	0- 1	0- 0	AWAY	0- 1	0- 1	1- 0				
0- 2	0- 0	0- 0	NEUTRAL	0- 0	0- 1	0- 1				
3- 4	0- 0	0- 0	CONFERENCE	0- 1	0- 0	3- 3				
1- 3	0- 0	0- 0	HOME	0- 1	0- 0	1- 2				
2- 1	0- 0	0- 0	AWAY	0- 0	0- 0	2- 1				
0- 0	0- 0	0- 0	NEUTRAL	0- 0	0- 0	0- 0				

RPI 1-25				RPI 26-50				RPI 51-100				RPI 101+ Team's RPI: 222			
RPI	S	Opponent	Score	RPI	S	Opponent	Score	RPI	S	Opponent	Score	RPI	S	Opponent	Score
18	A	Central Mich.	50 70					79	H	Seton Hall	37 89	107	N	Washington	34 65
								85	A	Stony Brook	40 59	108	H	Duquesne	74 76
								86	H	Rider	37 81	114	A	Penn	42 74
												143	H	Massachusetts	51 65
												174	N	Towson	58 75
												175	A	Quinnipiac	75 71
												206	H	Fairfield	40 52
												214	A	Manhattan	32 54
												252	H	Niagara	57 63
												257	A	Winthrop	68 61
												290	A	Monmouth	36 33
												336	H	Saint Peter's	69 59
LAST 10 Division I															
214	A	Manhattan	32 54	86	H	Rider	37 81	175	A	Quinnipiac	75 71				
336	H	Saint Peter's	69 59	143	H	Massachusetts	51 65	79	H	Seton Hall	37 89				
206	H	Fairfield	40 52	18	A	Central Mich.	50 70								
252	H	Niagara	57 63												
290	A	Monmouth	36 33												

Non-Div I Games:

Iona

Average RPI Win: 105		WON-LOST	WINNING	LAST 10	STRENGTH OF	OPP. STRENGTH	TEAM	ADJ.	CONF.	ADJ CONF.
Average RPI Loss: 72		RECORD	PCT. RANK	GAMES	SCHEDULE	OF SCHEDULE	RPI	RPI	RPI	RPI
DIV. I ONLY		18- 3	17	9-1	18	15	6	6	2	2
DIV. I NON-CONF.		9- 2	38	0	51	69	17	17	2	2
TOTALS		RPI 1-25	RPI 26-50		W-L RECORDS		RPI 51-100	RPI 101-150	RPI 150+	
18- 3	4- 0	2- 0		OVERALL		3- 2	3- 1	6- 0		
11- 0	3- 0	2- 0		HOME		0- 0	2- 0	4- 0		
5- 2	1- 0	0- 0		AWAY		2- 2	1- 0	1- 0		
2- 1	0- 0	0- 0		NEUTRAL		1- 0	0- 1	1- 0		
9- 2	1- 0	1- 0		NON-CONFERENCE		2- 1	0- 1	5- 0		
6- 0	1- 0	1- 0		HOME		0- 0	0- 0	4- 0		
1- 1	0- 0	0- 0		AWAY		1- 1	0- 0	0- 0		
2- 1	0- 0	0- 0		NEUTRAL		1- 0	0- 1	1- 0		
9- 1	3- 0	1- 0		CONFERENCE		1- 1	3- 0	1- 0		
5- 0	2- 0	1- 0		HOME		0- 0	2- 0	0- 0		
4- 1	1- 0	0- 0		AWAY		1- 1	1- 0	1- 0		
0- 0	0- 0	0- 0		NEUTRAL		0- 0	0- 0	0- 0		

RPI	S	Opponent	Score	RPI	S	Opponent	Score	RPI	S	Opponent	Score	RPI	S	Opponent	Score
6	H	Maryland	66 61	31	H	Drake	79 67	52	A	UNI	66 88	102	H	Michigan St.	74 57
13	H	Indiana	91 85	32	H	Ohio St.	77 68	55	A	Iowa St.	75 69	107	N	Washington	63 70
14	A	Northwestern	77 51					58	A	Nebraska	69 78	122	A	Wisconsin	85 78
21	H	Princeton	77 75					63	A	Minnesota	76 75	145	H	Illinois	108 72
								98	N	Cincinnati	69 61	163	H	Fla. Atlantic	85 53
												169	H	North Ala.	86 81
												171	H	Clemson	74 60
												174	N	Towson	100 72
												187	A	Penn St.	77 66
												322	H	N.C. Central	102 50
LAST 10 Division I															
187	A	Penn St.	77 66	13	H	Indiana	91 85								
102	H	Michigan St.	74 57	6	H	Maryland	66 61								
32	H	Ohio St.	77 68	14	A	Northwestern	77 51								
122	A	Wisconsin	85 78	145	H	Illinois	108 72								
63	A	Minnesota	76 75	58	A	Nebraska	69 78								

Non-Div I Games:

Iowa

■ Loss,
 ■ Non-Conf,
 ■ S Site,
 ■ H Home
 ■ A Away
 N Neutral

Average RPI Win:	162	WON-LOST	WINNING	LAST 10	STRENGTH OF	OPP. STRENGTH	TEAM	ADJ.	CONF.	ADJ CONF.
Average RPI Loss:	27	RECORD	PCT. RANK	GAMES	SCHEDULE	OF SCHEDULE	RPI	RPI	RPI	RPI
DIV. I ONLY	12- 7	94	5-5	29	61	55	55	3	3	
DIV. I NON-CONF.	8- 3	68	1-1	96	140	78	78	4	4	
TOTALS	RPI 1-25	RPI 26-50	W-L RECORDS	RPI 51-100	RPI 101-150	RPI 150+				
12- 7	0- 3	1- 3	OVERALL	1- 1	3- 0	7- 0				
8- 4	0- 2	0- 1	HOME	0- 1	3- 0	5- 0				
4- 3	0- 1	1- 2	AWAY	1- 0	0- 0	2- 0				
0- 0	0- 0	0- 0	NEUTRAL	0- 0	0- 0	0- 0				
8- 3	0- 1	0- 1	NON-CONFERENCE	1- 1	1- 0	6- 0				
6- 2	0- 1	0- 0	HOME	0- 1	1- 0	5- 0				
2- 1	0- 0	0- 1	AWAY	1- 0	0- 0	1- 0				
0- 0	0- 0	0- 0	NEUTRAL	0- 0	0- 0	0- 0				
4- 4	0- 2	1- 2	CONFERENCE	0- 0	2- 0	1- 0				
2- 2	0- 1	0- 1	HOME	0- 0	2- 0	0- 0				
2- 2	0- 1	1- 1	AWAY	0- 0	0- 0	1- 0				
0- 0	0- 0	0- 0	NEUTRAL	0- 0	0- 0	0- 0				

RPI 1-25				RPI 26-50				RPI 51-100 Team's RPI: 55				RPI 101+			
RPI	S	Opponent	Score	RPI	S	Opponent	Score	RPI	S	Opponent	Score	RPI	S	Opponent	Score
5	A	Baylor	62 83	31	A	Drake	81 86	52	H	UNI	63 71	101	H	Kansas	89 67
6	H	Iowa	69 75	34	H	Texas	75 81	69	A	Alabama	75 66	110	H	Texas Southern	79 59
19	H	TCU	74 77	44	A	Oklahoma St.	64 63					150	H	Kansas St.	73 59
				45	A	Oklahoma	72 81					152	H	New Orleans	71 53
												153	A	Texas Tech	96 66
												161	H	Wright St.	79 71
												169	H	North Ala.	80 72
												246	H	Southern U.	69 36
												280	A	North Dakota St.	86 58
												314	H	Ark.-Pine Bluff	90 40
LAST 10 Division I															
5	A	Baylor	62 83	45	A	Oklahoma	72 81								
101	H	Kansas	89 67	34	H	Texas	75 81								
150	H	Kansas St.	73 59	153	A	Texas Tech	96 66								
44	A	Oklahoma St.	64 63	169	H	North Ala.	80 72								
19	H	TCU	74 77	52	H	UNI	63 71								

Non-Div I Games:

Iowa St.

Average RPI Win:	266	WON-LOST	WINNING	LAST 10	STRENGTH OF	OPP. STRENGTH	TEAM	ADJ.	CONF.	ADJ CONF.
Average RPI Loss:	99	RECORD	PCT. RANK	GAMES	SCHEDULE	OF SCHEDULE	RPI	RPI	RPI	RPI
DIV. I ONLY	9- 8	158	8-2	213	204	159	159	31	31	
DIV. I NON-CONF.	2- 8	295	1-2	68	57	202	202	30	30	
TOTALS	RPI 1-25	RPI 26-50	W-L RECORDS	RPI 51-100	RPI 101-150	RPI 150+				
9- 8	0- 2	0- 0	OVERALL	0- 3	2- 1	7- 2				
6- 1	0- 1	0- 0	HOME	0- 0	2- 0	4- 0				
3- 7	0- 1	0- 0	AWAY	0- 3	0- 1	3- 2				
0- 0	0- 0	0- 0	NEUTRAL	0- 0	0- 0	0- 0				
2- 8	0- 2	0- 0	NON-CONFERENCE	0- 3	1- 1	1- 2				
1- 1	0- 1	0- 0	HOME	0- 0	1- 0	0- 0				
1- 7	0- 1	0- 0	AWAY	0- 3	0- 1	1- 2				
0- 0	0- 0	0- 0	NEUTRAL	0- 0	0- 0	0- 0				
7- 0	0- 0	0- 0	CONFERENCE	0- 0	1- 0	6- 0				
5- 0	0- 0	0- 0	HOME	0- 0	1- 0	4- 0				
2- 0	0- 0	0- 0	AWAY	0- 0	0- 0	2- 0				
0- 0	0- 0	0- 0	NEUTRAL	0- 0	0- 0	0- 0				

RPI 1-25				RPI 26-50				RPI 51-100				RPI 101+ Team's RPI: 159			
RPI	S	Opponent	Score	RPI	S	Opponent	Score	RPI	S	Opponent	Score	RPI	S	Opponent	Score
13	A	Indiana	51 91					54	A	Bradley	69 78	110	H	Texas Southern	81 79
15	H	Mississippi St.	53 92					59	A	Miami (FL)	68 83	123	A	Tulane	46 82
								75	A	Illinois St.	55 77	132	H	Louisiana	65 54
												219	A	Central Ark.	54 57
												231	A	Southeastern La.	59 63
												246	A	Southern U.	72 51
												277	H	Alabama A&M	67 53
												304	H	Prairie View	53 49
												318	A	Alcorn	83 67
												328	H	Alabama St.	94 62
												337	H	Grambling	61 46
												340	A	Northwestern St.	66 49
LAST 10 Division I															
337	H	Grambling	61 46	277	H	Alabama A&M	67 53								
304	H	Prairie View	53 49	328	H	Alabama St.	94 62								
110	H	Texas Southern	81 79	132	H	Louisiana	65 54								
246	A	Southern U.	72 51	75	A	Illinois St.	55 77								
318	A	Alcorn	83 67	54	A	Bradley	69 78								

Non-Div I Games:

Jackson St.

■ Loss,
 ■ Non-Conf,
 ■ S Site,
 ■ H Home
 ■ A Away
 N Neutral

Jacksonville

Through Games Of Jan. 31, 2020

Average RPI Win:	297	WON-LOST	WINNING	LAST 10	STRENGTH OF	OPP. STRENGTH	TEAM	ADJ.	CONF.	ADJ CONF.
Average RPI Loss:	105	RECORD	PCT. RANK	GAMES	SCHEDULE	OF SCHEDULE	RPI	RPI	RPI	RPI
DIV. I ONLY	10- 8	143	7-3	291	248	203	203	16	16	
DIV. I NON-CONF.	6- 5	151	3-0	275	312	209	209	16	16	
TOTALS	RPI 1-25	RPI 26-50	W-L RECORDS	RPI 51-100	RPI 101-150	RPI 150+				
10- 8	0- 1	0- 1	OVERALL	0- 2	0- 1	10- 3				
5- 3	0- 0	0- 0	HOME	0- 1	0- 0	5- 2				
5- 5	0- 1	0- 1	AWAY	0- 1	0- 1	5- 1				
0- 0	0- 0	0- 0	NEUTRAL	0- 0	0- 0	0- 0				
6- 5	0- 1	0- 1	NON-CONFERENCE	0- 1	0- 0	6- 2				
3- 2	0- 0	0- 0	HOME	0- 0	0- 0	3- 2				
3- 3	0- 1	0- 1	AWAY	0- 1	0- 0	3- 0				
0- 0	0- 0	0- 0	NEUTRAL	0- 0	0- 0	0- 0				
4- 3	0- 0	0- 0	CONFERENCE	0- 1	0- 1	4- 1				
2- 1	0- 0	0- 0	HOME	0- 1	0- 0	2- 0				
2- 2	0- 0	0- 0	AWAY	0- 0	0- 1	2- 1				
0- 0	0- 0	0- 0	NEUTRAL	0- 0	0- 0	0- 0				

RPI 1-25				RPI 26-50				RPI 51-100				RPI 101+ Team's RPI: 203			
RPI	S	Opponent	Score	RPI	S	Opponent	Score	RPI	S	Opponent	Score	RPI	S	Opponent	Score
23	A	Florida St.	41 75	50	A	Colorado	44 66	76	A	South Fla.	39 70	113	A	Liberty	76 85
								78	H	North Florida	64 70	151	H	Bethune-Cookman	52 53
												169	A	North Ala.	65 76
												182	H	Norfolk St.	64 71
												215	A	Kennesaw St.	93 83
												258	H	Stetson	57 52
												260	A	Lipscomb	73 64
												292	H	FIU	77 52
												294	H	Nicholls St.	72 55
												313	A	Jacksonville St.	55 40
												320	A	Mercer	87 83
												332	H	NJIT	88 67
												339	H	USC Upstate	87 43
												350	A	Florida A&M	88 54
LAST 10 Division I															
260	A	Lipscomb	73 64	113	A	Liberty	76 85								
215	A	Kennesaw St.	93 83	169	A	North Ala.	65 76								
78	H	North Florida	64 70	320	A	Mercer	87 83								
258	H	Stetson	57 52	313	A	Jacksonville St.	55 40								
332	H	NJIT	88 67	350	A	Florida A&M	88 54								

Non-Div I Games: Thomas (GA) 94 36 Johnson (FL) 114 35

Jacksonville

Loss, Non-Conf, S Site, H Home A Away N Neutral

Jacksonville St.

Through Games Of Jan. 31, 2020

Average RPI Win:	292	WON-LOST	WINNING	LAST 10	STRENGTH OF	OPP. STRENGTH	TEAM	ADJ.	CONF.	ADJ CONF.
Average RPI Loss:	204	RECORD	PCT. RANK	GAMES	SCHEDULE	OF SCHEDULE	RPI	RPI	RPI	RPI
DIV. I ONLY	7- 11	237	5-5	346	273	313	313	20	20	
DIV. I NON-CONF.	2- 7	288	0-1	321	270	338	338	24	24	
TOTALS	RPI 1-25	RPI 26-50	W-L RECORDS	RPI 51-100	RPI 101-150	RPI 150+				
7- 11	0- 0	0- 0	OVERALL	0- 2	0- 1	7- 8				
5- 3	0- 0	0- 0	HOME	0- 0	0- 0	5- 3				
2- 6	0- 0	0- 0	AWAY	0- 2	0- 1	2- 3				
0- 2	0- 0	0- 0	NEUTRAL	0- 0	0- 0	0- 2				
2- 7	0- 0	0- 0	NON-CONFERENCE	0- 2	0- 1	2- 4				
2- 1	0- 0	0- 0	HOME	0- 0	0- 0	2- 1				
0- 4	0- 0	0- 0	AWAY	0- 2	0- 1	0- 1				
0- 2	0- 0	0- 0	NEUTRAL	0- 0	0- 0	0- 2				
5- 4	0- 0	0- 0	CONFERENCE	0- 0	0- 0	5- 4				
3- 2	0- 0	0- 0	HOME	0- 0	0- 0	3- 2				
2- 2	0- 0	0- 0	AWAY	0- 0	0- 0	2- 2				
0- 0	0- 0	0- 0	NEUTRAL	0- 0	0- 0	0- 0				

RPI S	Opponent	Score	RPI S	Opponent	Score	RPI S	Opponent	Score	RPI S	Opponent	Score	Team's RPI: 313
						64	A Troy	64 94	130	A Auburn	53 62	
						93	A Vanderbilt	66 88	176	H Austin Peay	57 63	
									203	H Jacksonville	40 55	
									208	H Murray St.	68 51	
									223	N Northern Ky.	63 66	
									251	A Eastern Ill.	52 55	
									254	A Morehead St.	48 67	
									254	H Morehead St.	55 69	
									260	H Lipscomb	65 63	
									273	N Oakland	55 61	
									281	A Eastern Ky.	43 33	
									281	H Eastern Ky.	68 54	
									321	A SIUE	53 44	
									328	A Alabama St.	63 68	
									343	H Tennessee St.	70 48	
									350	H Florida A&M	72 67	
LAST 10 Division I												
			343	H Tennessee St.	70 48		176	H Austin Peay	57 63			
			254	H Morehead St.	55 69		208	H Murray St.	68 51			
			281	H Eastern Ky.	68 54		281	A Eastern Ky.	43 33			
			321	A SIUE	53 44		254	A Morehead St.	48 67			
			251	A Eastern Ill.	52 55		130	A Auburn	53 62			

Non-Div I Games: Clark Atlanta 75 46 Fort Valley St. 87 65

Jacksonville St.

Loss, Non-Conf, S Site, H Home A Away N Neutral

Average RPI Win:	174	WON-LOST	WINNING	LAST 10	STRENGTH OF	OPP. STRENGTH	TEAM	ADJ.	CONF.	ADJ CONF.
Average RPI Loss:	74	RECORD	PCT. RANK	GAMES	SCHEDULE	OF SCHEDULE	RPI	RPI	RPI	RPI
DIV. I ONLY	16- 3	23	9-1	181	70	43	43	14	14	
DIV. I NON-CONF.	9- 2	38	2-0	122	6	38	38	13	13	
TOTALS	RPI 1-25	RPI 26-50	W-L RECORDS	RPI 51-100	RPI 101-150	RPI 150+				
16- 3	0- 1	1- 1	OVERALL	2- 0	5- 0	8- 1				
9- 1	0- 1	1- 0	HOME	0- 0	4- 0	4- 0				
6- 2	0- 0	0- 1	AWAY	1- 0	1- 0	4- 1				
1- 0	0- 0	0- 0	NEUTRAL	1- 0	0- 0	0- 0				
9- 2	0- 1	1- 1	NON-CONFERENCE	2- 0	3- 0	3- 0				
5- 1	0- 1	1- 0	HOME	0- 0	2- 0	2- 0				
3- 1	0- 0	0- 1	AWAY	1- 0	1- 0	1- 0				
1- 0	0- 0	0- 0	NEUTRAL	1- 0	0- 0	0- 0				
7- 1	0- 0	0- 0	CONFERENCE	0- 0	2- 0	5- 1				
4- 0	0- 0	0- 0	HOME	0- 0	2- 0	2- 0				
3- 1	0- 0	0- 0	AWAY	0- 0	0- 0	3- 1				
0- 0	0- 0	0- 0	NEUTRAL	0- 0	0- 0	0- 0				

RPI 1-25				RPI 26-50				Team's RPI: 43				RPI 51-100				RPI 101+			
RPI	S	Opponent	Score	RPI	S	Opponent	Score	RPI	S	Opponent	Score	RPI	S	Opponent	Score	RPI	S	Opponent	Score
6	H	Maryland	68 70	42	A	Virginia	49 55	61	N	UCF	46 43	113	H	Liberty	76 53				
				46	H	St. John's (NY)	76 73	80	A	Villanova	56 52	128	H	Northeastern	67 54				
												135	H	Robert Morris	59 32				
												136	A	George Washington	69 50				
												149	H	William & Mary	84 70				
												157	H	Elon	61 48				
												174	A	Towson	75 76				
												220	A	Delaware	60 39				
												228	A	Georgetown	66 59				
												245	A	UNCW	66 58				
												248	A	Col. of Charleston	87 53				
												256	H	Delaware St.	83 64				
												272	H	Longwood	93 53				
												307	H	Hofstra	92 50				
LAST 10 Division I																			
220	A	Delaware	60 39	174	A	Towson	75 76												
128	H	Northeastern	67 54	157	H	Elon	61 48												
307	H	Hofstra	92 50	149	H	William & Mary	84 70												
248	A	Col. of Charleston	87 53	135	H	Robert Morris	59 32												
245	A	UNCW	66 58	136	A	George Washington	69 50												

Non-Div I Games:

James Madison

■ Loss,
 ■ Non-Conf, S Site,
 ■ Home
 ■ Away
 N Neutral

Kansas

Through Games Of Jan. 31, 2020

Average RPI Win:	215	WON-LOST	WINNING	LAST 10	STRENGTH OF	OPP. STRENGTH	TEAM	ADJ.	CONF.	ADJ CONF.
Average RPI Loss:	49	RECORD	PCT. RANK	GAMES	SCHEDULE	OF SCHEDULE	RPI	RPI	RPI	RPI
DIV. I ONLY	12- 7	94	3-7	108	77	101	101	3	3	
DIV. I NON-CONF.	11- 0	1	2-0	304	188	59	59	4	4	
TOTALS	RPI 1-25	RPI 26-50	W-L RECORDS	RPI 51-100	RPI 101-150	RPI 150+				
12- 7	0- 2	0- 3	OVERALL	1- 1	1- 1	10- 0				
9- 3	0- 1	0- 1	HOME	0- 0	1- 1	8- 0				
2- 4	0- 1	0- 2	AWAY	1- 1	0- 0	1- 0				
1- 0	0- 0	0- 0	NEUTRAL	0- 0	0- 0	1- 0				
11- 0	0- 0	0- 0	NON-CONFERENCE	1- 0	1- 0	9- 0				
8- 0	0- 0	0- 0	HOME	0- 0	1- 0	7- 0				
2- 0	0- 0	0- 0	AWAY	1- 0	0- 0	1- 0				
1- 0	0- 0	0- 0	NEUTRAL	0- 0	0- 0	1- 0				
1- 7	0- 2	0- 3	CONFERENCE	0- 1	0- 1	1- 0				
1- 3	0- 1	0- 1	HOME	0- 0	0- 1	1- 0				
0- 4	0- 1	0- 2	AWAY	0- 1	0- 0	0- 0				
0- 0	0- 0	0- 0	NEUTRAL	0- 0	0- 0	0- 0				

RPI 1-25				RPI 26-50				RPI 51-100				RPI 101+ Team's RPI: 101			
RPI	S	Opponent	Score	RPI	S	Opponent	Score	RPI	S	Opponent	Score	RPI	S	Opponent	Score
5	H	Baylor	47 90	34	A	Texas	77 85	55	A	Iowa St.	67 89	144	H	Florida	76 66
19	A	TCU	59 73	38	H	West Virginia	49 68	99	A	Saint Louis	68 60	150	H	Kansas St.	61 69
				44	A	Oklahoma St.	49 67					153	H	Texas Tech	67 50
												161	N	Wright St.	74 63
												163	A	Fla. Atlantic	90 60
												167	H	Saint Mary's (CA)	86 81
												209	H	UMass Lowell	79 44
												278	H	Indiana St.	84 72
												286	H	Wofford	83 64
												291	H	Texas St.	68 48
												298	H	Omaha	63 48
												334	H	UIC	91 50
LAST 10 Division I															
150	H	Kansas St.	61 69	19	A	TCU	59 73								
55	A	Iowa St.	67 89	38	H	West Virginia	49 68								
34	A	Texas	77 85	44	A	Oklahoma St.	49 67								
153	H	Texas Tech	67 50	286	H	Wofford	83 64								
5	H	Baylor	47 90	99	A	Saint Louis	68 60								

Non-Div I Games:

Kansas

Loss, Non-Conf, S Site, H Home A Away N Neutral

Average RPI Win:	228	WON-LOST	WINNING	LAST 10	STRENGTH OF	OPP. STRENGTH	TEAM	ADJ.	CONF.	ADJ CONF.
Average RPI Loss:	66	RECORD	PCT. RANK	GAMES	SCHEDULE	OF SCHEDULE	RPI	RPI	RPI	RPI
DIV. I ONLY	9- 9	171	5-5	96	80	150	150	3	3	
DIV. I NON-CONF.	6- 5	151	2-1	236	202	206	206	4	4	
TOTALS	RPI 1-25	RPI 26-50	W-L RECORDS	RPI 51-100	RPI 101-150	RPI 150+				
9- 9	0- 1	1- 4	OVERALL	0- 2	1- 1	7- 1				
6- 4	0- 0	1- 3	HOME	0- 1	0- 0	5- 0				
3- 3	0- 1	0- 1	AWAY	0- 1	1- 0	2- 0				
0- 2	0- 0	0- 0	NEUTRAL	0- 0	0- 1	0- 1				
6- 5	0- 1	0- 1	NON-CONFERENCE	0- 1	0- 1	6- 1				
5- 1	0- 0	0- 0	HOME	0- 1	0- 0	5- 0				
1- 2	0- 1	0- 1	AWAY	0- 0	0- 0	1- 0				
0- 2	0- 0	0- 0	NEUTRAL	0- 0	0- 1	0- 1				
3- 4	0- 0	1- 3	CONFERENCE	0- 1	1- 0	1- 0				
1- 3	0- 0	1- 3	HOME	0- 0	0- 0	0- 0				
2- 1	0- 0	0- 0	AWAY	0- 1	1- 0	1- 0				
0- 0	0- 0	0- 0	NEUTRAL	0- 0	0- 0	0- 0				

RPI 1-25				RPI 26-50				RPI 51-100				RPI 101+ Team's RPI: 150			
RPI	S	Opponent	Score	RPI	S	Opponent	Score	RPI	S	Opponent	Score	RPI	S	Opponent	Score
1	A	Oregon	51 89	34	H	Texas	63 71	55	A	Iowa St.	59 73	101	A	Kansas	69 61
				38	H	West Virginia	63 74	97	H	UT Arlington	53 57	102	N	Michigan St.	60 65
				41	A	Arkansas	72 81					153	A	Texas Tech	76 72
				44	H	Oklahoma St.	63 70					183	N	Memphis	68 72
				45	H	Oklahoma	92 74					232	A	UMKC	74 67
												241	H	Oral Roberts	109 69
												298	H	Omaha	73 48
												319	H	UTRGV	79 66
												325	H	Incarnate Word	85 41
												334	H	UIC	84 40
LAST 10 Division I															
				101	A	Kansas	69 61	153	A	Texas Tech	76 72				
				45	H	Oklahoma	92 74	38	H	West Virginia	63 74				
				55	A	Iowa St.	59 73	319	H	UTRGV	79 66				
				34	H	Texas	63 71	1	A	Oregon	51 89				
				44	H	Oklahoma St.	63 70	232	A	UMKC	74 67				

Non-Div I Games:

Kansas St.

■ Loss,
 ■ Non-Conf,
 ■ S Site,
 ■ H Home
 ■ A Away
 N Neutral

Kennesaw St.

Through Games Of Jan. 31, 2020

Average RPI Win:	260	WON-LOST	WINNING	LAST 10	STRENGTH OF	OPP. STRENGTH	TEAM	ADJ.	CONF.	ADJ CONF.
Average RPI Loss:	135	RECORD	PCT. RANK	GAMES	SCHEDULE	OF SCHEDULE	RPI	RPI	RPI	RPI
DIV. I ONLY	8- 9	203	4-6	256	197	215	215	16	16	
DIV. I NON-CONF.	5- 5	164	1-2	267	226	194	194	16	16	
TOTALS	RPI 1-25	RPI 26-50	W-L RECORDS	RPI 51-100	RPI 101-150	RPI 150+				
8- 9	0- 0	0- 1	OVERALL	0- 3	0- 2	8- 3				
3- 4	0- 0	0- 0	HOME	0- 2	0- 0	3- 2				
4- 5	0- 0	0- 1	AWAY	0- 1	0- 2	4- 1				
1- 0	0- 0	0- 0	NEUTRAL	0- 0	0- 0	1- 0				
5- 5	0- 0	0- 0	NON-CONFERENCE	0- 2	0- 2	5- 1				
2- 1	0- 0	0- 0	HOME	0- 1	0- 0	2- 0				
2- 4	0- 0	0- 0	AWAY	0- 1	0- 2	2- 1				
1- 0	0- 0	0- 0	NEUTRAL	0- 0	0- 0	1- 0				
3- 4	0- 0	0- 1	CONFERENCE	0- 1	0- 0	3- 2				
1- 3	0- 0	0- 0	HOME	0- 1	0- 0	1- 2				
2- 1	0- 0	0- 1	AWAY	0- 0	0- 0	2- 0				
0- 0	0- 0	0- 0	NEUTRAL	0- 0	0- 0	0- 0				

RPI S	Opponent	Score	RPI S	Opponent	Score	RPI S	Opponent	Score	RPI S	Opponent	Score	Team's RPI: 215
33	A FGCU	63 80	62	H Georgia Tech	47 63	108	A Duquesne	72 75				
			71	A Georgia	65 80	129	A Campbell	51 63				
			78	H North Florida	55 64	168	H Samford	60 55				
						169	H North Ala.	59 56				
						203	H Jacksonville	83 93				
						245	A UNCW	58 56				
						258	H Stetson	61 67				
						260	A Lipscomb	74 66				
						275	A Navy	62 82				
						284	A Ga. Southern	95 69				
						303	N UMBC	59 44				
						320	H Mercer	92 64				
						332	A NJIT	77 64				
LAST 10 Division I												
169	H North Ala.	59 56	78	H North Florida	55 64							
203	H Jacksonville	83 93	258	H Stetson	61 67							
33	A FGCU	63 80	108	A Duquesne	72 75							
332	A NJIT	77 64	62	H Georgia Tech	47 63							
260	A Lipscomb	74 66	303	N UMBC	59 44							

Non-Div I Games: Middle Ga. St. 88 49

Kennesaw St.

Loss, Non-Conf, S Site, H Home A Away N Neutral

Average RPI Win:	199	WON-LOST	WINNING	LAST 10	STRENGTH OF	OPP. STRENGTH	TEAM	ADJ.	CONF.	ADJ CONF.
Average RPI Loss:	70	RECORD	PCT. RANK	GAMES	SCHEDULE	OF SCHEDULE	RPI	RPI	RPI	RPI
DIV. I ONLY	10- 7	123	5-5	101	110	106	106	10	10	
DIV. I NON-CONF.	6- 4	123	1-2	117	109	101	101	10	10	
TOTALS	RPI 1-25	RPI 26-50	W-L RECORDS	RPI 51-100	RPI 101-150	RPI 150+				
10- 7	0- 0	0- 3	OVERALL	1- 3	3- 0	6- 1				
4- 3	0- 0	0- 1	HOME	1- 1	2- 0	1- 1				
4- 2	0- 0	0- 1	AWAY	0- 1	1- 0	3- 0				
2- 2	0- 0	0- 1	NEUTRAL	0- 1	0- 0	2- 0				
6- 4	0- 0	0- 3	NON-CONFERENCE	0- 1	2- 0	4- 0				
2- 1	0- 0	0- 1	HOME	0- 0	1- 0	1- 0				
2- 1	0- 0	0- 1	AWAY	0- 0	1- 0	1- 0				
2- 2	0- 0	0- 1	NEUTRAL	0- 1	0- 0	2- 0				
4- 3	0- 0	0- 0	CONFERENCE	1- 2	1- 0	2- 1				
2- 2	0- 0	0- 0	HOME	1- 1	1- 0	0- 1				
2- 1	0- 0	0- 0	AWAY	0- 1	0- 0	2- 0				
0- 0	0- 0	0- 0	NEUTRAL	0- 0	0- 0	0- 0				

RPI S	Opponent	Score	RPI S	Opponent	Score	RPI S	Opponent	Score	RPI S	Opponent	Score	Team's RPI: 106
27	A Purdue	64 77	27	A Purdue	64 77	64	N Troy	64 71	108	A Duquesne	77 75	
32	H Ohio St.	65 75	32	H Ohio St.	65 75	77	A Ball St.	62 66	135	H Robert Morris	82 81	
47	N Michigan	53 88	47	N Michigan	53 88	77	H Ball St.	69 68	146	H Western Mich.	75 63	
						81	H Buffalo	44 57	164	H Eastern Mich.	69 74	
									197	A Miami (OH)	78 75	
									200	A Northern Ill.	79 71	
									236	A Youngstown St.	82 73	
									284	N Ga. Southern	62 48	
									288	H St. Bonaventure	81 58	
									315	N Purdue Fort Wayne	75 67	
LAST 10 Division I												
77	H Ball St.	69 68	164	H Eastern Mich.	69 74							
81	H Buffalo	44 57	77	A Ball St.	62 66							
197	A Miami (OH)	78 75	64	N Troy	64 71							
200	A Northern Ill.	79 71	284	N Ga. Southern	62 48							
146	H Western Mich.	75 63	27	A Purdue	64 77							

Non-Div I Games: Hiram

92 36

Kent St.

Kentucky

Through Games Of Jan. 31, 2020

Average RPI Win: 150		WON-LOST	WINNING	LAST 10	STRENGTH OF	OPP. STRENGTH	TEAM	ADJ.	CONF.	ADJ CONF.
Average RPI Loss: 10		RECORD	PCT. RANK	GAMES	SCHEDULE	OF SCHEDULE	RPI	RPI	RPI	RPI
DIV. I ONLY		17- 3	20	7-3	66	24	22	22	4	4
DIV. I NON-CONF.		11- 1	13	1-1	175	62	45	45	5	5
TOTALS		RPI 1-25	RPI 26-50		W-L RECORDS		RPI 51-100	RPI 101-150	RPI 150+	
17- 3	1- 3	3- 0		OVERALL		2- 0	4- 0	7- 0		
11- 1	1- 1	1- 0		HOME		1- 0	1- 0	7- 0		
6- 2	0- 2	2- 0		AWAY		1- 0	3- 0	0- 0		
0- 0	0- 0	0- 0		NEUTRAL		0- 0	0- 0	0- 0		
11- 1	0- 1	2- 0		NON-CONFERENCE		1- 0	1- 0	7- 0		
8- 1	0- 1	0- 0		HOME		1- 0	0- 0	7- 0		
3- 0	0- 0	2- 0		AWAY		0- 0	1- 0	0- 0		
0- 0	0- 0	0- 0		NEUTRAL		0- 0	0- 0	0- 0		
6- 2	1- 2	1- 0		CONFERENCE		1- 0	3- 0	0- 0		
3- 0	1- 0	1- 0		HOME		0- 0	1- 0	0- 0		
3- 2	0- 2	0- 0		AWAY		1- 0	2- 0	0- 0		
0- 0	0- 0	0- 0		NEUTRAL		0- 0	0- 0	0- 0		

RPI	S	Opponent	Score	RPI	S	Opponent	Score	RPI	S	Opponent	Score	RPI	S	Opponent	Score
2	A	South Carolina	72 99	42	A	Virginia	50 47	69	A	Alabama	81 71	130	H	Auburn	68 61
3	H	Louisville	66 67	48	A	Middle Tenn.	67 52	70	H	Charlotte	86 39	139	A	California	63 61
16	H	Texas A&M	76 54	49	H	Tennessee	80 76					144	A	Florida	65 45
24	A	LSU	59 65									148	A	Missouri	62 47
												168	H	Samford	79 49
												176	H	Austin Peay	81 52
												243	H	Mt. St. Mary's	67 44
												254	H	Morehead St.	79 54
												257	H	Winthrop	91 36
												258	H	Stetson	67 48
												337	H	Grambling	81 35
LAST 10 Division I															
148	A	Missouri	62 47	69	A	Alabama	81 71								
130	H	Auburn	68 61	49	H	Tennessee	80 76								
24	A	LSU	59 65	2	A	South Carolina	72 99								
16	H	Texas A&M	76 54	139	A	California	63 61								
144	A	Florida	65 45	3	H	Louisville	66 67								

Non-Div I Games:

Kentucky

■ Loss,
 ■ Non-Conf,
 ■ S Site,
 ■ H Home
 ■ A Away
 N Neutral

Average RPI Win: 307		WON-LOST	WINNING	LAST 10	STRENGTH OF	OPP. STRENGTH	TEAM	ADJ.	CONF.	ADJ CONF.
Average RPI Loss: 238		RECORD	PCT. RANK	GAMES	SCHEDULE	OF SCHEDULE	RPI	RPI	RPI	RPI
DIV. I ONLY		4- 15	307	3-7	329	350	347	347	29	29
DIV. I NON-CONF.		1- 10	329	0-2	274	348	343	343	29	29
TOTALS	RPI 1-25		RPI 26-50		W-L RECORDS		RPI 51-100		RPI 101-150	RPI 150+
4- 15	0- 0		0- 0		OVERALL		0- 1		0- 1	4- 13
4- 7	0- 0		0- 0		HOME		0- 1		0- 1	4- 5
0- 8	0- 0		0- 0		AWAY		0- 0		0- 0	0- 8
0- 0	0- 0		0- 0		NEUTRAL		0- 0		0- 0	0- 0
1- 10	0- 0		0- 0		NON-CONFERENCE		0- 1		0- 0	1- 9
1- 6	0- 0		0- 0		HOME		0- 1		0- 0	1- 5
0- 4	0- 0		0- 0		AWAY		0- 0		0- 0	0- 4
0- 0	0- 0		0- 0		NEUTRAL		0- 0		0- 0	0- 0
3- 5	0- 0		0- 0		CONFERENCE		0- 0		0- 1	3- 4
3- 1	0- 0		0- 0		HOME		0- 0		0- 1	3- 0
0- 4	0- 0		0- 0		AWAY		0- 0		0- 0	0- 4
0- 0	0- 0		0- 0		NEUTRAL		0- 0		0- 0	0- 0

RPI 1-25				RPI 26-50				RPI 51-100				RPI 101+				Team's RPI: 347	
RPI	S	Opponent	Score	RPI	S	Opponent	Score	RPI	S	Opponent	Score	RPI	S	Opponent	Score		
								85	H	Stony Brook	49 80	135	H	Robert Morris	59 70		
												178	A	Rhode Island	56 79		
												184	A	Lafayette	60 65		
												192	H	Cleveland St.	49 79		
												206	H	Fairfield	51 53		
												209	A	UMass Lowell	56 65		
												243	A	Mt. St. Mary's	57 75		
												247	H	Saint Francis (PA)	71 53		
												274	A	Wagner	61 63		
												289	A	Army West Point	60 67		
												297	H	Vermont	62 73		
												307	H	Hofstra	85 46		
												309	A	St. Francis Brooklyn	63 88		
												311	A	Bryant	53 57		
												322	H	N.C. Central	59 61		
												331	H	Fairleigh Dickinson	68 63		
												336	H	Saint Peter's	74 89		
												344	H	Central Conn. St.	63 61		
LAST 10 Division I																	
				247	H	Saint Francis (PA)	71 53	331	H	Fairleigh Dickinson	68 63						
				135	H	Robert Morris	59 70	309	A	St. Francis Brooklyn	63 88						
				274	A	Wagner	61 63	243	A	Mt. St. Mary's	57 75						
				311	A	Bryant	53 57	322	H	N.C. Central	59 61						
				344	H	Central Conn. St.	63 61	297	H	Vermont	62 73						

Non-Div I Games:

LIU Brooklyn

Loss, Non-Conf, S Site, H Home A Away N Neutral

Average RPI Win: 212	WON-LOST	WINNING	LAST 10	STRENGTH OF	OPP. STRENGTH	TEAM	ADJ.	CONF.	ADJ CONF.
Average RPI Loss: 144	RECORD	PCT. RANK	GAMES	SCHEDULE	OF SCHEDULE	RPI	RPI	RPI	RPI
DIV. I ONLY	6- 16	291	3-7	154	123	262	262	11	11
DIV. I NON-CONF.	3- 9	279	0	209	198	279	279	11	11
TOTALS	RPI 1-25	RPI 26-50	W-L RECORDS	RPI 51-100	RPI 101-150	RPI 150+			
6- 16	0- 2	0- 1	OVERALL	0- 2	0- 4	6- 7			
3- 7	0- 0	0- 1	HOME	0- 1	0- 1	3- 4			
3- 7	0- 2	0- 0	AWAY	0- 0	0- 2	3- 3			
0- 2	0- 0	0- 0	NEUTRAL	0- 1	0- 1	0- 0			
3- 9	0- 1	0- 1	NON-CONFERENCE	0- 1	0- 1	3- 5			
1- 4	0- 0	0- 1	HOME	0- 0	0- 0	1- 3			
2- 3	0- 1	0- 0	AWAY	0- 0	0- 0	2- 2			
0- 2	0- 0	0- 0	NEUTRAL	0- 1	0- 1	0- 0			
3- 7	0- 1	0- 0	CONFERENCE	0- 1	0- 3	3- 2			
2- 3	0- 0	0- 0	HOME	0- 1	0- 1	2- 1			
1- 4	0- 1	0- 0	AWAY	0- 0	0- 2	1- 1			
0- 0	0- 0	0- 0	NEUTRAL	0- 0	0- 0	0- 0			

RPI 1-25				RPI 26-50				RPI 51-100				RPI 101+ Team's RPI: 262			
RPI	S	Opponent	Score	RPI	S	Opponent	Score	RPI	S	Opponent	Score	RPI	S	Opponent	Score
8	A	UCLA	52 74	37	H	Yale	65 81	67	H	BYU	44 59	117	A	Pacific	67 76
9	A	Gonzaga	52 78					77	N	Ball St.	72 77	132	H	San Diego	59 67
												138	N	Providence	45 48
												141	A	Portland	49 74
												160	H	Santa Clara	75 59
												167	A	Saint Mary's (CA)	70 86
												167	H	Saint Mary's (CA)	61 70
												194	H	Hawaii	65 51
												195	A	New Mexico	73 72
												224	A	Tulsa	56 75
												227	A	Pepperdine	84 77
												228	H	Georgetown	53 64
												234	H	San Francisco	76 69
												235	H	Cal St. Fullerton	74 79
												253	H	CSUN	54 56
												261	A	Long Beach St.	70 57
												301	A	UC Irvine	65 80
LAST 10 Division I															
167	H	Saint Mary's (CA)	61 70	234	H	San Francisco	76 69								
9	A	Gonzaga	52 78	167	A	Saint Mary's (CA)	70 86								
141	A	Portland	49 74	117	A	Pacific	67 76								
227	A	Pepperdine	84 77	132	H	San Diego	59 67								
160	H	Santa Clara	75 59	67	H	BYU	44 59								

Non-Div I Games: Cal St. San B'dino 94 46

LMU (CA)

■ Loss,
 ■ Non-Conf,
 ■ S Site,
 ■ H Home
 ■ A Away
 N Neutral

Through Games of Jan. 31, 1910

Average RPI Win:	149	WON-LOST	WINNING	LAST 10	STRENGTH OF	OPP. STRENGTH	TEAM	ADJ.	CONF.	ADJ CONF.
Average RPI Loss:	56	RECORD	PCT. RANK	GAMES	SCHEDULE	OF SCHEDULE	RPI	RPI	RPI	RPI
DIV. I ONLY	15- 5	44	7-3	42	56	24	24	4	4	
DIV. I NON-CONF.	10- 2	30	2-0	98	95	36	36	5	5	
TOTALS	RPI 1-25	RPI 26-50	W-L RECORDS	RPI 51-100	RPI 101-150	RPI 150+				
15- 5	2- 2	2- 2	OVERALL	1- 0	3- 1	7- 0				
8- 1	1- 1	1- 0	HOME	1- 0	0- 0	5- 0				
5- 4	1- 1	1- 2	AWAY	0- 0	2- 1	1- 0				
2- 0	0- 0	0- 0	NEUTRAL	0- 0	1- 0	1- 0				
10- 2	0- 1	2- 1	NON-CONFERENCE	0- 0	2- 0	6- 0				
5- 1	0- 1	1- 0	HOME	0- 0	0- 0	4- 0				
3- 1	0- 0	1- 1	AWAY	0- 0	1- 0	1- 0				
2- 0	0- 0	0- 0	NEUTRAL	0- 0	1- 0	1- 0				
5- 3	2- 1	0- 1	CONFERENCE	1- 0	1- 1	1- 0				
3- 0	1- 0	0- 0	HOME	1- 0	0- 0	1- 0				
2- 3	1- 1	0- 1	AWAY	0- 0	1- 1	0- 0				
0- 0	0- 0	0- 0	NEUTRAL	0- 0	0- 0	0- 0				

RPI 1-25				Team's RPI: 24		RPI 26-50				RPI 51-100				RPI 101+			
RPI	S	Opponent	Score	RPI	S	Opponent	Score	RPI	S	Opponent	Score	RPI	S	Opponent	Score		
15	A	Mississippi St.	60 64	33	A	FGCU	74 63	69	H	Alabama	71 60	102	N	Michigan St.	58 56		
16	A	Texas A&M	57 54	40	H	Rutgers	64 58					123	A	Tulane	59 54		
22	H	Kentucky	65 59	45	A	Oklahoma	68 90					144	A	Florida	77 68		
23	H	Florida St.	62 70	49	A	Tennessee	58 63					148	A	Missouri	65 69		
												152	H	New Orleans	83 49		
												183	N	Memphis	89 58		
												201	A	Little Rock	65 50		
												231	H	Southeastern La.	62 52		
												269	H	Ole Miss	52 44		
												294	H	Nicholls St.	63 32		
												350	H	Florida A&M	73 45		
LAST 10 Division I																	
144	A	Florida	77 68	16	A	Texas A&M	57 54										
49	A	Tennessee	58 63	148	A	Missouri	65 69										
22	H	Kentucky	65 59	69	H	Alabama	71 60										
15	A	Mississippi St.	60 64	350	H	Florida A&M	73 45										
269	H	Ole Miss	52 44	33	A	FGCU	74 63										

Non-Div I Games:

LSU

■ Loss,
■ Non-Conf,
■ S Site,
■ H Home
■ A Away
N Neutral

Average RPI Win:	232	WON-LOST	WINNING	LAST 10	STRENGTH OF	OPP. STRENGTH	TEAM	ADJ.	CONF.	ADJ CONF.
Average RPI Loss:	114	RECORD	PCT. RANK	GAMES	SCHEDULE	OF SCHEDULE	RPI	RPI	RPI	RPI
DIV. I ONLY	9- 12	217	3-7	136	170	198	198	12	12	
DIV. I NON-CONF.	6- 7	182	0-2	114	263	165	165	12	12	
TOTALS	RPI 1-25	RPI 26-50	W-L RECORDS	RPI 51-100	RPI 101-150	RPI 150+				
9- 12	0- 0	0- 0	OVERALL	0- 6	1- 5	8- 1				
5- 6	0- 0	0- 0	HOME	0- 4	1- 2	4- 0				
3- 6	0- 0	0- 0	AWAY	0- 2	0- 3	3- 1				
1- 0	0- 0	0- 0	NEUTRAL	0- 0	0- 0	1- 0				
6- 7	0- 0	0- 0	NON-CONFERENCE	0- 4	1- 2	5- 1				
2- 4	0- 0	0- 0	HOME	0- 2	1- 2	1- 0				
3- 3	0- 0	0- 0	AWAY	0- 2	0- 0	3- 1				
1- 0	0- 0	0- 0	NEUTRAL	0- 0	0- 0	1- 0				
3- 5	0- 0	0- 0	CONFERENCE	0- 2	0- 3	3- 0				
3- 2	0- 0	0- 0	HOME	0- 2	0- 0	3- 0				
0- 3	0- 0	0- 0	AWAY	0- 0	0- 3	0- 0				
0- 0	0- 0	0- 0	NEUTRAL	0- 0	0- 0	0- 0				

RPI S	Opponent	Score	RPI S	Opponent	Score	RPI S	Opponent	Score	RPI S	Opponent	Score	Team's RPI: 198
						53	H Temple	69 72	108	A Duquesne	56 82	
						68	A Drexel	31 69	114	H Penn	49 65	
						80	H Villanova	69 77	118	A Richmond	61 63	
						84	H Dayton	58 98	121	H Harvard	75 69	
						86	A Rider	43 70	135	H Robert Morris	68 71	
						99	H Saint Louis	61 77	143	A Massachusetts	62 76	
									182	A Norfolk St.	55 52	
									187	A Penn St.	69 67	
									199	H Saint Joseph's	67 59	
									221	H George Mason	77 65	
									242	A Howard	78 62	
									275	A Navy	46 61	
									288	H St. Bonaventure	67 61	
									303	N UMBC	74 58	
									342	H Coppin St.	79 46	
LAST 10 Division I												
			221	H George Mason	77 65	108	A Duquesne	56 82				
			199	H Saint Joseph's	67 59	99	H Saint Louis	61 77				
			118	A Richmond	61 63	84	H Dayton	58 98				
			288	H St. Bonaventure	67 61	53	H Temple	69 72				
			143	A Massachusetts	62 76	80	H Villanova	69 77				

Non-Div I Games:

La Salle

■ Loss,
 ■ Non-Conf,
 ■ S Site,
 ■ H Home
 ■ A Away
 N Neutral

Average RPI Win:	327	WON-LOST	WINNING	LAST 10	STRENGTH OF	OPP. STRENGTH	TEAM	ADJ.	CONF.	ADJ CONF.
Average RPI Loss:	221	RECORD	PCT. RANK	GAMES	SCHEDULE	OF SCHEDULE	RPI	RPI	RPI	RPI
DIV. I ONLY	3- 16	324	2-8	341	326	346	346	22	22	
DIV. I NON-CONF.	2- 9	304	1-1	345	343	351	351	21	21	
TOTALS	RPI 1-25	RPI 26-50	W-L RECORDS	RPI 51-100	RPI 101-150	RPI 150+				
3- 16	0- 0	0- 0	OVERALL	0- 2	0- 1	3- 13				
2- 5	0- 0	0- 0	HOME	0- 1	0- 0	2- 4				
1- 11	0- 0	0- 0	AWAY	0- 1	0- 1	1- 9				
0- 0	0- 0	0- 0	NEUTRAL	0- 0	0- 0	0- 0				
2- 9	0- 0	0- 0	NON-CONFERENCE	0- 0	0- 0	2- 9				
2- 3	0- 0	0- 0	HOME	0- 0	0- 0	2- 3				
0- 6	0- 0	0- 0	AWAY	0- 0	0- 0	0- 6				
0- 0	0- 0	0- 0	NEUTRAL	0- 0	0- 0	0- 0				
1- 7	0- 0	0- 0	CONFERENCE	0- 2	0- 1	1- 4				
0- 2	0- 0	0- 0	HOME	0- 1	0- 0	0- 1				
1- 5	0- 0	0- 0	AWAY	0- 1	0- 1	1- 3				
0- 0	0- 0	0- 0	NEUTRAL	0- 0	0- 0	0- 0				

RPI S	Opponent	Score	RPI S	Opponent	Score	RPI S	Opponent	Score	RPI S	Opponent	Score	Team's RPI: 346
						64	H Troy	65 72	132	A Louisiana	55 68	
						97	A UT Arlington	34 72	153	A Texas Tech	38 83	
									154	A Tennessee Tech	68 75	
									190	H Southern Miss.	42 57	
									201	H Little Rock	50 70	
									231	H Southeastern La.	52 65	
									238	A North Texas	51 63	
									259	A South Alabama	63 72	
									269	A Ole Miss	42 66	
									284	A Ga. Southern	47 64	
									291	A Texas St.	58 55	
									294	A Nicholls St.	59 74	
									312	H Houston Baptist	65 72	
									327	A McNeese	69 72	
									330	A Georgia St.	52 68	
									340	H Northwestern St.	63 54	
									351	H Mississippi Val.	74 66	
LAST 10 Division I												
			132	A Louisiana	55 68	64	H Troy	65 72				
			201	H Little Rock	50 70	330	A Georgia St.	52 68				
			97	A UT Arlington	34 72	284	A Ga. Southern	47 64				
			291	A Texas St.	58 55	351	H Mississippi Val.	74 66				
			259	A South Alabama	63 72	153	A Texas Tech	38 83				

Non-Div I Games:

La.-Monroe

■ Loss,
 ■ Non-Conf,
 ■ S Site,
 ■ H Home
 ■ A Away
 N Neutral

Average RPI Win:	247	WON-LOST	WINNING	LAST 10	STRENGTH OF	OPP. STRENGTH	TEAM	ADJ.	CONF.	ADJ CONF.
Average RPI Loss:	143	RECORD	PCT. RANK	GAMES	SCHEDULE	OF SCHEDULE	RPI	RPI	RPI	RPI
DIV. I ONLY	10- 9	162	6-4	183	298	184	184	15	15	
DIV. I NON-CONF.	4- 6	212	0-1	265	339	284	284	15	15	
TOTALS	RPI 1-25	RPI 26-50	W-L RECORDS	RPI 51-100	RPI 101-150	RPI 150+				
10- 9	0- 0	0- 1	OVERALL	1- 3	1- 2	8- 3				
8- 2	0- 0	0- 0	HOME	1- 0	1- 1	6- 1				
2- 7	0- 0	0- 1	AWAY	0- 3	0- 1	2- 2				
0- 0	0- 0	0- 0	NEUTRAL	0- 0	0- 0	0- 0				
4- 6	0- 0	0- 1	NON-CONFERENCE	0- 1	0- 1	4- 3				
3- 2	0- 0	0- 0	HOME	0- 0	0- 1	3- 1				
1- 4	0- 0	0- 1	AWAY	0- 1	0- 0	1- 2				
0- 0	0- 0	0- 0	NEUTRAL	0- 0	0- 0	0- 0				
6- 3	0- 0	0- 0	CONFERENCE	1- 2	1- 1	4- 0				
5- 0	0- 0	0- 0	HOME	1- 0	1- 0	3- 0				
1- 3	0- 0	0- 0	AWAY	0- 2	0- 1	1- 0				
0- 0	0- 0	0- 0	NEUTRAL	0- 0	0- 0	0- 0				

RPI S	Opponent	Score	RPI S	Opponent	Score	RPI S	Opponent	Score	RPI S	Opponent	Score	Team's RPI: 184
46	A St. John's (NY)	44 76	65	A Bucknell	36 50	108	H Duquesne	65 73				
			79	A Seton Hall	50 74	116	A Holy Cross	56 57				
			91	A Colgate	52 73	142	H Lehigh	61 53				
			91	H Colgate	55 39	186	A Binghamton	64 74				
						189	H Boston U.	59 57				
						214	H Manhattan	60 53				
						275	H Navy	79 52				
						285	H Loyola Maryland	55 52				
						289	A Army West Point	57 52				
						290	A Monmouth	44 52				
						303	H UMBC	58 65				
						306	A Albany (NY)	54 47				
						331	H Fairleigh Dickinson	61 29				
						347	H LIU Brooklyn	65 60				
LAST 10 Division I												
91	H Colgate	55 39	285	H Loyola Maryland	55 52							
142	H Lehigh	61 53	116	A Holy Cross	56 57							
289	A Army West Point	57 52	65	A Bucknell	36 50							
275	H Navy	79 52	189	H Boston U.	59 57							
91	A Colgate	52 73	303	H UMBC	58 65							

Non-Div I Games:

Lafayette

Lamar University

Through Games Of Jan. 31, 2020

Average RPI Win:	261	WON-LOST	WINNING	LAST 10	STRENGTH OF	OPP. STRENGTH	TEAM	ADJ.	CONF.	ADJ CONF.
Average RPI Loss:	135	RECORD	PCT. RANK	GAMES	SCHEDULE	OF SCHEDULE	RPI	RPI	RPI	RPI
DIV. I ONLY	6- 11	253	4-6	115	280	216	216	23	23	
DIV. I NON-CONF.	2- 5	259	0	18	146	140	140	20	20	
TOTALS	RPI 1-25	RPI 26-50	W-L RECORDS	RPI 51-100	RPI 101-150	RPI 150+				
6- 11	0- 2	0- 1	OVERALL	1- 1	0- 3	5- 4				
3- 4	0- 0	0- 0	HOME	0- 0	0- 2	3- 2				
2- 7	0- 2	0- 1	AWAY	0- 1	0- 1	2- 2				
1- 0	0- 0	0- 0	NEUTRAL	1- 0	0- 0	0- 0				
2- 5	0- 2	0- 1	NON-CONFERENCE	1- 0	0- 1	1- 1				
1- 1	0- 0	0- 0	HOME	0- 0	0- 1	1- 0				
0- 4	0- 2	0- 1	AWAY	0- 0	0- 0	0- 1				
1- 0	0- 0	0- 0	NEUTRAL	1- 0	0- 0	0- 0				
4- 6	0- 0	0- 0	CONFERENCE	0- 1	0- 2	4- 3				
2- 3	0- 0	0- 0	HOME	0- 0	0- 1	2- 2				
2- 3	0- 0	0- 0	AWAY	0- 1	0- 1	2- 1				
0- 0	0- 0	0- 0	NEUTRAL	0- 0	0- 0	0- 0				

RPI 1-25				RPI 26-50				RPI 51-100				RPI 101+ Team's RPI: 216			
RPI	S	Opponent	Score	RPI	S	Opponent	Score	RPI	S	Opponent	Score	RPI	S	Opponent	Score
5	A	Baylor	28 90	44	A	Oklahoma St.	53 74	88	A	Abilene Christian	72 78	111	H	SFA	53 54
17	A	NC State	40 81					92	N	Idaho	47 44	125	A	A&M-Corpus Christi	39 49
												132	H	Louisiana	63 74
												152	H	New Orleans	57 62
												158	A	Sam Houston St.	47 68
												231	A	Southeastern La.	65 57
												294	A	Nicholls St.	84 78
												296	H	Denver	71 59
												312	H	Houston Baptist	60 53
												325	H	Incarnate Word	48 67
												333	A	Cal Poly	56 57
												340	H	Northwestern St.	61 58
LAST 10 Division I															
111	H	SFA	53 54	294	A	Nicholls St.	84 78								
325	H	Incarnate Word	48 67	88	A	Abilene Christian	72 78								
125	A	A&M-Corpus Christi	39 49	152	H	New Orleans	57 62								
158	A	Sam Houston St.	47 68	340	H	Northwestern St.	61 58								
312	H	Houston Baptist	60 53	231	A	Southeastern La.	65 57								

Non-Div I Games: Howard Payne 96 36 LeTourneau 90 38

Lamar University

Loss, Non-Conf, S Site, H Home A Away N Neutral

Average RPI Win: 230	WON-LOST	WINNING	LAST 10	STRENGTH OF	OPP. STRENGTH	TEAM	ADJ.	CONF.	ADJ CONF.
Average RPI Loss: 114	RECORD	PCT. RANK	GAMES	SCHEDULE	OF SCHEDULE	RPI	RPI	RPI	RPI
DIV. I ONLY	12- 7	94	6-4	219	177	142	142	15	15
DIV. I NON-CONF.	7- 3	80	1-0	211	219	98	98	15	15
TOTALS	RPI 1-25	RPI 26-50	W-L RECORDS	RPI 51-100	RPI 101-150	RPI 150+			
12- 7	0- 0	0- 0	OVERALL	1- 3	1- 2	10- 2			
5- 3	0- 0	0- 0	HOME	1- 1	1- 1	3- 1			
7- 2	0- 0	0- 0	AWAY	0- 1	0- 0	7- 1			
0- 2	0- 0	0- 0	NEUTRAL	0- 1	0- 1	0- 0			
7- 3	0- 0	0- 0	NON-CONFERENCE	1- 2	1- 1	5- 0			
3- 0	0- 0	0- 0	HOME	1- 0	1- 0	1- 0			
4- 1	0- 0	0- 0	AWAY	0- 1	0- 0	4- 0			
0- 2	0- 0	0- 0	NEUTRAL	0- 1	0- 1	0- 0			
5- 4	0- 0	0- 0	CONFERENCE	0- 1	0- 1	5- 2			
2- 3	0- 0	0- 0	HOME	0- 1	0- 1	2- 1			
3- 1	0- 0	0- 0	AWAY	0- 0	0- 0	3- 1			
0- 0	0- 0	0- 0	NEUTRAL	0- 0	0- 0	0- 0			

RPI 1-25				RPI 26-50				RPI 51-100				RPI 101+ Team's RPI: 142					
RPI	S	Opponent	Score	RPI	S	Opponent	Score	RPI	S	Opponent	Score	RPI	S	Opponent	Score		
								63	A	Minnesota	49	77	116	H	Holy Cross	57	74
								65	H	Bucknell	50	71	120	N	Fordham	57	59
								77	N	Ball St.	52	54	136	H	George Washington	59	53
								79	H	Seton Hall	75	68	170	A	Merrimack	72	68
													172	A	American	64	63
													172	H	American	56	64
													184	A	Lafayette	53	61
													189	H	Boston U.	51	34
													243	A	Mt. St. Mary's	66	65
													256	A	Delaware St.	68	38
													275	A	Navy	60	53
													275	H	Navy	70	40
													285	A	Loyola Maryland	55	53
													336	A	Saint Peter's	80	71
													344	H	Central Conn. St.	70	51
LAST 10 Division I																	
				172	H	American	56	64	172	A	American	64	63				
				184	A	Lafayette	53	61	189	H	Boston U.	51	34				
				116	H	Holy Cross	57	74	285	A	Loyola Maryland	55	53				
				65	H	Bucknell	50	71	275	H	Navy	70	40				
				275	A	Navy	60	53	336	A	Saint Peter's	80	71				

Non-Div I Games: Bloomsburg 91 43

Lehigh

■ Loss,
 ■ Non-Conf,
 ■ S Site,
 ■ H Home
 ■ A Away
 N Neutral

Liberty

Through Games Of Jan. 31, 2020

Average RPI Win:	219	WON-LOST	WINNING	LAST 10	STRENGTH OF	OPP. STRENGTH	TEAM	ADJ.	CONF.	ADJ CONF.
Average RPI Loss:	108	RECORD	PCT. RANK	GAMES	SCHEDULE	OF SCHEDULE	RPI	RPI	RPI	RPI
DIV. I ONLY	11- 9	148	7-3	105	162	113	113	16	16	
DIV. I NON-CONF.	7- 6	161	3-0	82	181	100	100	16	16	
TOTALS	RPI 1-25	RPI 26-50	W-L RECORDS	RPI 51-100	RPI 101-150	RPI 150+				
11- 9	0- 1	0- 3	OVERALL	1- 1	0- 1	10- 3				
3- 4	0- 0	0- 0	HOME	0- 0	0- 1	3- 3				
6- 4	0- 0	0- 3	AWAY	0- 1	0- 0	6- 0				
2- 1	0- 1	0- 0	NEUTRAL	1- 0	0- 0	1- 0				
7- 6	0- 1	0- 2	NON-CONFERENCE	1- 0	0- 1	6- 2				
1- 3	0- 0	0- 0	HOME	0- 0	0- 1	1- 2				
4- 2	0- 0	0- 2	AWAY	0- 0	0- 0	4- 0				
2- 1	0- 1	0- 0	NEUTRAL	1- 0	0- 0	1- 0				
4- 3	0- 0	0- 1	CONFERENCE	0- 1	0- 0	4- 1				
2- 1	0- 0	0- 0	HOME	0- 0	0- 0	2- 1				
2- 2	0- 0	0- 1	AWAY	0- 1	0- 0	2- 0				
0- 0	0- 0	0- 0	NEUTRAL	0- 0	0- 0	0- 0				

RPI 1-25				RPI 26-50				RPI 51-100				RPI 101+				Team's RPI: 113
RPI	S	Opponent	Score	RPI	S	Opponent	Score	RPI	S	Opponent	Score	RPI	S	Opponent	Score	
11	N	Oregon St.	55 68	33	A	FGCU	57 64	54	N	Bradley	75 63	134	H	UNC Greensboro	53 58	
				35	A	Virginia Tech	69 73	78	A	North Florida	50 65	169	H	North Ala.	71 76	
				43	A	James Madison	53 76					181	A	Hampton	83 59	
												182	A	Norfolk St.	67 48	
												197	N	Miami (OH)	65 53	
												203	H	Jacksonville	85 76	
												230	H	Chattanooga	54 71	
												232	A	UMKC	68 44	
												240	H	ETSU	62 63	
												247	A	Saint Francis (PA)	71 52	
												258	A	Stetson	57 48	
												260	H	Lipscomb	64 60	
												268	H	East Carolina	81 66	
												332	A	NJIT	67 53	
LAST 10 Division I																
				78	A	North Florida	50 65	33	A	FGCU	57 64					
				258	A	Stetson	57 48	332	A	NJIT	67 53					
				260	H	Lipscomb	64 60	232	A	UMKC	68 44					
				169	H	North Ala.	71 76	54	N	Bradley	75 63					
				203	H	Jacksonville	85 76	247	A	Saint Francis (PA)	71 52					

Non-Div I Games:

Liberty

Loss, Non-Conf, S Site, H Home A Away N Neutral

Average RPI Win:	289	WON-LOST	WINNING	LAST 10	STRENGTH OF	OPP. STRENGTH	TEAM	ADJ.	CONF.	ADJ CONF.
Average RPI Loss:	135	RECORD	PCT. RANK	GAMES	SCHEDULE	OF SCHEDULE	RPI	RPI	RPI	RPI
DIV. I ONLY	4- 16	311	2-8	93	262	260	260	16	16	
DIV. I NON-CONF.	2- 10	313	0-2	77	306	261	261	16	16	
TOTALS	RPI 1-25	RPI 26-50	W-L RECORDS	RPI 51-100	RPI 101-150	RPI 150+				
4- 16	0- 0	0- 2	OVERALL	0- 6	0- 1	4- 7				
1- 7	0- 0	0- 0	HOME	0- 2	0- 0	1- 5				
3- 7	0- 0	0- 2	AWAY	0- 2	0- 1	3- 2				
0- 2	0- 0	0- 0	NEUTRAL	0- 2	0- 0	0- 0				
2- 10	0- 0	0- 1	NON-CONFERENCE	0- 5	0- 0	2- 4				
1- 3	0- 0	0- 0	HOME	0- 1	0- 0	1- 2				
1- 5	0- 0	0- 1	AWAY	0- 2	0- 0	1- 2				
0- 2	0- 0	0- 0	NEUTRAL	0- 2	0- 0	0- 0				
2- 6	0- 0	0- 1	CONFERENCE	0- 1	0- 1	2- 3				
0- 4	0- 0	0- 0	HOME	0- 1	0- 0	0- 3				
2- 2	0- 0	0- 1	AWAY	0- 0	0- 1	2- 0				
0- 0	0- 0	0- 0	NEUTRAL	0- 0	0- 0	0- 0				

RPI 1-25				RPI 26-50				RPI 51-100				RPI 101+				Team's RPI: 260	
RPI	S	Opponent	Score	RPI	S	Opponent	Score	RPI	S	Opponent	Score	RPI	S	Opponent	Score		
				33	A	FGCU	56 82	56	H	Belmont	68 69	113	A	Liberty	60 64		
				48	A	Middle Tenn.	49 70	73	A	UT Martin	67 83	154	A	Tennessee Tech	58 78		
								78	H	North Florida	60 68	169	H	North Ala.	72 84		
								83	N	Marist	63 74	203	H	Jacksonville	64 73		
								84	A	Dayton	60 82	208	H	Murray St.	57 67		
								86	N	Rider	76 81	215	H	Kennesaw St.	66 74		
												223	H	Northern Ky.	71 69		
												251	H	Eastern Ill.	56 66		
												258	A	Stetson	65 59		
												313	A	Jacksonville St.	63 65		
												332	A	NJIT	65 57		
												343	A	Tennessee St.	74 64		
LAST 10 Division I																	
				203	H	Jacksonville	64 73	169	H	North Ala.	72 84						
				78	H	North Florida	60 68	258	A	Stetson	65 59						
				332	A	NJIT	65 57	33	A	FGCU	56 82						
				113	A	Liberty	60 64	154	A	Tennessee Tech	58 78						
				215	H	Kennesaw St.	66 74	73	A	UT Martin	67 83						

Non-Div I Games: Queens (NC) 86 45

Lipscomb

■ Loss,
 ■ Non-Conf,
 ■ S Site,
 ■ H Home
 ■ A Away
 N Neutral

Little Rock

Through Games Of Jan. 31, 2020

Average RPI Win:	273	WON-LOST	WINNING	LAST 10	STRENGTH OF	OPP. STRENGTH	TEAM	ADJ.	CONF.	ADJ CONF.
Average RPI Loss:	94	RECORD	PCT. RANK	GAMES	SCHEDULE	OF SCHEDULE	RPI	RPI	RPI	RPI
DIV. I ONLY	8- 11	219	6-4	145	135	201	201	22	22	
DIV. I NON-CONF.	2- 9	304	0-2	43	30	226	226	21	21	
TOTALS	RPI 1-25	RPI 26-50	W-L RECORDS	RPI 51-100	RPI 101-150	RPI 150+				
8- 11	0- 3	0- 2	OVERALL	0- 1	0- 2	8- 3				
6- 4	0- 1	0- 0	HOME	0- 0	0- 1	6- 2				
2- 7	0- 2	0- 2	AWAY	0- 1	0- 1	2- 1				
0- 0	0- 0	0- 0	NEUTRAL	0- 0	0- 0	0- 0				
2- 9	0- 3	0- 2	NON-CONFERENCE	0- 0	0- 1	2- 3				
2- 3	0- 1	0- 0	HOME	0- 0	0- 0	2- 2				
0- 6	0- 2	0- 2	AWAY	0- 0	0- 1	0- 1				
0- 0	0- 0	0- 0	NEUTRAL	0- 0	0- 0	0- 0				
6- 2	0- 0	0- 0	CONFERENCE	0- 1	0- 1	6- 0				
4- 1	0- 0	0- 0	HOME	0- 0	0- 1	4- 0				
2- 1	0- 0	0- 0	AWAY	0- 1	0- 0	2- 0				
0- 0	0- 0	0- 0	NEUTRAL	0- 0	0- 0	0- 0				

RPI S	Opponent	Score	RPI S	Opponent	Score	RPI S	Opponent	Score	RPI S	Opponent	Score	Team's RPI: 201
15	A Mississippi St.	50 89	28	A Western Ky.	58 77	97	A UT Arlington	58 65	103	A Rice	40 66	
16	A Texas A&M	35 78	41	A Arkansas	53 86				119	H Coastal Caro.	48 68	
24	H LSU	50 65							163	A Fla. Atlantic	72 79	
									183	H Memphis	50 68	
									211	H Arkansas St.	67 58	
									219	H Central Ark.	63 48	
									224	H Tulsa	63 51	
									250	H Louisiana Tech	38 43	
									279	H Appalachian St.	68 63	
									284	H Ga. Southern	58 46	
									291	A Texas St.	78 66	
									330	H Georgia St.	66 46	
									346	A La.-Monroe	70 50	
LAST 10 Division I												
279	H Appalachian St.	68 63	284	H Ga. Southern	58 46							
346	A La.-Monroe	70 50	97	A UT Arlington	58 65							
211	H Arkansas St.	67 58	291	A Texas St.	78 66							
119	H Coastal Caro.	48 68	15	A Mississippi St.	50 89							
330	H Georgia St.	66 46	41	A Arkansas	53 86							

Non-Div I Games:

Little Rock

Loss, Non-Conf, S Site, H Home A Away N Neutral

Average RPI Win: 260	WON-LOST	WINNING	LAST 10	STRENGTH OF	OPP. STRENGTH	TEAM	ADJ.	CONF.	ADJ CONF.
Average RPI Loss: 183	RECORD	PCT. RANK	GAMES	SCHEDULE	OF SCHEDULE	RPI	RPI	RPI	RPI
DIV. I ONLY	9- 10	195	7-3	323	154	261	261	28	28
DIV. I NON-CONF.	4- 8	235	2-1	306	75	288	288	26	26
TOTALS	RPI 1-25	RPI 26-50	W-L RECORDS	RPI 51-100	RPI 101-150	RPI 150+			
9- 10	0- 2	0- 0	OVERALL	0- 1	0- 1	9- 6			
5- 3	0- 1	0- 0	HOME	0- 0	0- 0	5- 2			
2- 7	0- 1	0- 0	AWAY	0- 1	0- 1	2- 4			
2- 0	0- 0	0- 0	NEUTRAL	0- 0	0- 0	2- 0			
4- 8	0- 2	0- 0	NON-CONFERENCE	0- 1	0- 1	4- 4			
1- 3	0- 1	0- 0	HOME	0- 0	0- 0	1- 2			
1- 5	0- 1	0- 0	AWAY	0- 1	0- 1	1- 2			
2- 0	0- 0	0- 0	NEUTRAL	0- 0	0- 0	2- 0			
5- 2	0- 0	0- 0	CONFERENCE	0- 0	0- 0	5- 2			
4- 0	0- 0	0- 0	HOME	0- 0	0- 0	4- 0			
1- 2	0- 0	0- 0	AWAY	0- 0	0- 0	1- 2			
0- 0	0- 0	0- 0	NEUTRAL	0- 0	0- 0	0- 0			

RPI 1-25				RPI 26-50				RPI 51-100				RPI 101+ Team's RPI: 261			
RPI	S	Opponent	Score	RPI	S	Opponent	Score	RPI	S	Opponent	Score	RPI	S	Opponent	Score
1	H	Oregon	45 81					87	A	Southern California	40 57	139	A	California	45 68
8	A	UCLA	51 86									160	A	Santa Clara	54 46
												185	A	UC Davis	55 57
												187	N	Penn St.	64 56
												194	H	Hawaii	62 55
												235	A	Cal St. Fullerton	65 69
												253	H	CSUN	60 52
												262	H	LMU (CA)	57 70
												282	H	UC Riverside	73 67
												287	H	Utah St.	48 56
												293	A	California Baptist	70 79
												301	A	UC Irvine	56 46
												308	H	Air Force	74 68
												319	N	UTRGV	69 65
												329	A	Seattle U	54 66
												333	H	Cal Poly	72 69
LAST 10 Division I															
282	H	UC Riverside	73 67	235	A	Cal St. Fullerton	65 69								
301	A	UC Irvine	56 46	333	H	Cal Poly	72 69								
194	H	Hawaii	62 55	87	A	Southern California	40 57								
253	H	CSUN	60 52	319	N	UTRGV	69 65								
185	A	UC Davis	55 57	308	H	Air Force	74 68								

Non-Div I Games: Westcliff 94 47 Bethesda (CA) 90 43

Long Beach St.

Loss, Non-Conf, S Site, H Home A Away N Neutral

Average RPI Win:	275	WON-LOST	WINNING	LAST 10	STRENGTH OF	OPP. STRENGTH	TEAM	ADJ.	CONF.	ADJ CONF.
Average RPI Loss:	194	RECORD	PCT. RANK	GAMES	SCHEDULE	OF SCHEDULE	RPI	RPI	RPI	RPI
DIV. I ONLY	9- 10	195	5-5	309	297	272	272	26	26	
DIV. I NON-CONF.	4- 5	195	0	312	193	262	262	28	28	
TOTALS	RPI 1-25	RPI 26-50	W-L RECORDS	RPI 51-100	RPI 101-150	RPI 150+				
9- 10	0- 0	0- 1	OVERALL	0- 0	0- 2	9- 7				
6- 4	0- 0	0- 0	HOME	0- 0	0- 1	6- 3				
3- 6	0- 0	0- 1	AWAY	0- 0	0- 1	3- 4				
0- 0	0- 0	0- 0	NEUTRAL	0- 0	0- 0	0- 0				
4- 5	0- 0	0- 1	NON-CONFERENCE	0- 0	0- 1	4- 3				
3- 1	0- 0	0- 0	HOME	0- 0	0- 0	3- 1				
1- 4	0- 0	0- 1	AWAY	0- 0	0- 1	1- 2				
0- 0	0- 0	0- 0	NEUTRAL	0- 0	0- 0	0- 0				
5- 5	0- 0	0- 0	CONFERENCE	0- 0	0- 1	5- 4				
3- 3	0- 0	0- 0	HOME	0- 0	0- 1	3- 2				
2- 2	0- 0	0- 0	AWAY	0- 0	0- 0	2- 2				
0- 0	0- 0	0- 0	NEUTRAL	0- 0	0- 0	0- 0				

RPI 1-25			RPI 26-50			RPI 51-100			RPI 101+			Team's RPI: 272
RPI	S	Opponent	Score	RPI	S	Opponent	Score	RPI	S	Opponent	Score	
				43	A	James Madison	53 93					
								129	H	Campbell	55 70	
								144	A	Florida	54 71	
								181	A	Hampton	55 72	
								182	A	Norfolk St.	46 49	
								213	H	High Point	69 76	
								218	H	Brown	86 76	
								225	H	UNC Asheville	73 56	
								229	H	Gardner-Webb	80 70	
								237	H	Radford	61 62	
								245	H	UNCW	59 58	
								256	H	Delaware St.	78 62	
								257	A	Winthrop	63 74	
								268	H	East Carolina	61 64	
								286	A	Wofford	76 79	
								299	A	Presbyterian	71 60	
								324	A	UMES	71 62	
								339	A	USC Upstate	70 62	
								341	H	Charleston So.	84 64	
LAST 10 Division I												
				181	A	Hampton	55 72	339	A	USC Upstate	70 62	
				225	H	UNC Asheville	73 56	341	H	Charleston So.	84 64	
				257	A	Winthrop	63 74	129	H	Campbell	55 70	
				213	H	High Point	69 76	299	A	Presbyterian	71 60	
				237	H	Radford	61 62	229	H	Gardner-Webb	80 70	

Non-Div I Games:

Longwood

Louisiana

Through Games Of Jan. 31, 2020

Average RPI Win:	245	WON-LOST	WINNING	LAST 10	STRENGTH OF	OPP. STRENGTH	TEAM	ADJ.	CONF.	ADJ CONF.
Average RPI Loss:	159	RECORD	PCT. RANK	GAMES	SCHEDULE	OF SCHEDULE	RPI	RPI	RPI	RPI
DIV. I ONLY	11- 6	90	7-3	267	243	132	132	22	22	
DIV. I NON-CONF.	5- 4	140	1-1	233	220	139	139	21	21	
TOTALS	RPI 1-25	RPI 26-50	W-L RECORDS	RPI 51-100	RPI 101-150	RPI 150+				
11- 6	0- 1	0- 0	OVERALL	1- 1	0- 0	10- 4				
5- 1	0- 1	0- 0	HOME	0- 0	0- 0	5- 0				
6- 5	0- 0	0- 0	AWAY	1- 1	0- 0	5- 4				
0- 0	0- 0	0- 0	NEUTRAL	0- 0	0- 0	0- 0				
5- 4	0- 1	0- 0	NON-CONFERENCE	0- 0	0- 0	5- 3				
2- 1	0- 1	0- 0	HOME	0- 0	0- 0	2- 0				
3- 3	0- 0	0- 0	AWAY	0- 0	0- 0	3- 3				
0- 0	0- 0	0- 0	NEUTRAL	0- 0	0- 0	0- 0				
6- 2	0- 0	0- 0	CONFERENCE	1- 1	0- 0	5- 1				
3- 0	0- 0	0- 0	HOME	0- 0	0- 0	3- 0				
3- 2	0- 0	0- 0	AWAY	1- 1	0- 0	2- 1				
0- 0	0- 0	0- 0	NEUTRAL	0- 0	0- 0	0- 0				

RPI 1-25				RPI 26-50				RPI 51-100				RPI 101+				Team's RPI: 132	
RPI	S	Opponent	Score	RPI	S	Opponent	Score	RPI	S	Opponent	Score	RPI	S	Opponent	Score		
15	H	Mississippi St.	48 64					64	A	Troy	79 73	152	A	New Orleans	65 60		
								97	A	UT Arlington	52 79	158	A	Sam Houston St.	73 77		
												159	A	Jackson St.	54 65		
												211	H	Arkansas St.	83 43		
												216	A	Lamar University	74 63		
												231	H	Southeastern La.	60 50		
												238	A	North Texas	66 69		
												259	H	South Alabama	73 68		
												269	A	Ole Miss	53 42		
												284	A	Ga. Southern	67 83		
												291	A	Texas St.	73 67		
												327	H	McNeese	75 55		
												330	A	Georgia St.	75 65		
												346	H	La.-Monroe	68 55		
LAST 10 Division I																	
346	H	La.-Monroe	68 55	259	H	South Alabama	73 68										
211	H	Arkansas St.	83 43	284	A	Ga. Southern	67 83										
291	A	Texas St.	73 67	330	A	Georgia St.	75 65										
97	A	UT Arlington	52 79	159	A	Jackson St.	54 65										
64	A	Troy	79 73	269	A	Ole Miss	53 42										

Non-Div I Games: Loyola (LA) 67 51 Xavier (LA) 62 49

Louisiana

Loss, Non-Conf, S Site, H Home A Away N Neutral

Average RPI Win:	219	WON-LOST	WINNING	LAST 10	STRENGTH OF	OPP. STRENGTH	TEAM	ADJ.	CONF.	ADJ CONF.
Average RPI Loss:	181	RECORD	PCT. RANK	GAMES	SCHEDULE	OF SCHEDULE	RPI	RPI	RPI	RPI
DIV. I ONLY	8- 9	203	4-6	263	176	250	250	13	13	
DIV. I NON-CONF.	6- 3	90	2-0	338	222	230	230	14	14	
TOTALS	RPI 1-25	RPI 26-50	W-L RECORDS	RPI 51-100	RPI 101-150	RPI 150+				
8- 9	0- 0	1- 0	OVERALL	0- 1	0- 2	7- 6				
7- 3	0- 0	1- 0	HOME	0- 0	0- 1	6- 2				
1- 6	0- 0	0- 0	AWAY	0- 1	0- 1	1- 4				
0- 0	0- 0	0- 0	NEUTRAL	0- 0	0- 0	0- 0				
6- 3	0- 0	0- 0	NON-CONFERENCE	0- 0	0- 0	6- 3				
5- 1	0- 0	0- 0	HOME	0- 0	0- 0	5- 1				
1- 2	0- 0	0- 0	AWAY	0- 0	0- 0	1- 2				
0- 0	0- 0	0- 0	NEUTRAL	0- 0	0- 0	0- 0				
2- 6	0- 0	1- 0	CONFERENCE	0- 1	0- 2	1- 3				
2- 2	0- 0	1- 0	HOME	0- 0	0- 1	1- 1				
0- 4	0- 0	0- 0	AWAY	0- 1	0- 1	0- 2				
0- 0	0- 0	0- 0	NEUTRAL	0- 0	0- 0	0- 0				

RPI 1-25			RPI 26-50			RPI 51-100			RPI 101+ Team's RPI: 250		
RPI	S	Opponent	Score	RPI	S	Opponent	Score	RPI	S	Opponent	Score
				48	H	Middle Tenn.	78 60	70	A	Charlotte	37 55
								103	A	Rice	47 60
								127	H	UAB	51 71
								165	A	Houston	53 67
								166	H	Wichita St.	80 88
								183	H	Memphis	83 74
								190	A	Southern Miss.	60 66
								201	A	Little Rock	43 38
								211	H	Arkansas St.	67 54
								217	H	UTEP	87 80
								231	H	Southeastern La.	92 78
								238	A	North Texas	69 74
								269	A	Ole Miss	53 76
								302	H	UTSA	73 82
								327	H	McNeese	79 54
								337	H	Grambling	70 66
LAST 10 Division I											
				70	A	Charlotte	37 55	217	H	UTEP	87 80
				127	H	UAB	51 71	302	H	UTSA	73 82
				48	H	Middle Tenn.	78 60	190	A	Southern Miss.	60 66
				238	A	North Texas	69 74	211	H	Arkansas St.	67 54
				103	A	Rice	47 60	337	H	Grambling	70 66

Non-Div I Games: Loyola (LA) 71 52 LSU-Alexandria 93 61

Louisiana Tech

Loss, Non-Conf, S Site, H Home A Away N Neutral

Louisville

Through Games Of Jan. 31, 2020

Average RPI Win: 99		WON-LOST	WINNING	LAST 10	STRENGTH OF	OPP. STRENGTH	TEAM	ADJ.	CONF.	ADJ CONF.
Average RPI Loss: 32		RECORD	PCT. RANK	GAMES	SCHEDULE	OF SCHEDULE	RPI	RPI	RPI	RPI
DIV. I ONLY		21- 1	1	10-0	51	1	3	3	5	5
DIV. I NON-CONF.		11- 1	13	0	8	5	1	1	3	3
TOTALS		RPI 1-25	RPI 26-50		W-L RECORDS		RPI 51-100	RPI 101-150	RPI 150+	
21- 1	3- 0	4- 1		OVERALL		6- 0	3- 0	5- 0		
10- 0	1- 0	3- 0		HOME		1- 0	2- 0	3- 0		
8- 1	1- 0	0- 1		AWAY		4- 0	1- 0	2- 0		
3- 0	1- 0	1- 0		NEUTRAL		1- 0	0- 0	0- 0		
11- 1	3- 0	2- 1		NON-CONFERENCE		2- 0	1- 0	3- 0		
5- 0	1- 0	1- 0		HOME		0- 0	1- 0	2- 0		
3- 1	1- 0	0- 1		AWAY		1- 0	0- 0	1- 0		
3- 0	1- 0	1- 0		NEUTRAL		1- 0	0- 0	0- 0		
10- 0	0- 0	2- 0		CONFERENCE		4- 0	2- 0	2- 0		
5- 0	0- 0	2- 0		HOME		1- 0	1- 0	1- 0		
5- 0	0- 0	0- 0		AWAY		3- 0	1- 0	1- 0		
0- 0	0- 0	0- 0		NEUTRAL		0- 0	0- 0	0- 0		

RPI	S	Opponent	Score	RPI	S	Opponent	Score	RPI	S	Opponent	Score	RPI	S	Opponent	Score
1	N	Oregon	72 62	28	H	Western Ky.	75 56	59	A	Miami (FL)	87 41	105	H	Syracuse	62 58
18	H	Central Mich.	76 63	32	A	Ohio St.	60 67	60	A	North Carolina	74 67	109	H	Boise St.	98 82
22	A	Kentucky	67 66	39	H	Duke	60 55	66	A	Boston College	81 70	124	A	Notre Dame	86 54
				42	H	Virginia	71 56	73	A	UT Martin	71 63	171	A	Clemson	75 50
				44	N	Oklahoma St.	69 48	90	H	Wake Forest	75 61	208	H	Murray St.	76 40
								97	N	UT Arlington	76 67	223	A	Northern Ky.	85 57
												230	H	Chattanooga	86 37
												275	H	Pittsburgh	83 49
LAST 10 Division I															
124	A	Notre Dame	86 54	90	H	Wake Forest	75 61								
275	H	Pittsburgh	83 49	59	A	Miami (FL)	87 41								
42	H	Virginia	71 56	39	H	Duke	60 55								
60	A	North Carolina	74 67	171	A	Clemson	75 50								
66	A	Boston College	81 70	105	H	Syracuse	62 58								

Non-Div I Games:

Louisville

■ Loss,
 ■ Non-Conf, S Site,
 ■ Home
 ■ Away
 N Neutral

Average RPI Win:	234	WON-LOST	WINNING	LAST 10	STRENGTH OF	OPP. STRENGTH	TEAM	ADJ.	CONF.	ADJ CONF.
Average RPI Loss:	74	RECORD	PCT. RANK	GAMES	SCHEDULE	OF SCHEDULE	RPI	RPI	RPI	RPI
DIV. I ONLY	13- 6	68	4-6	197	173	112	112	7	7	
DIV. I NON-CONF.	9- 2	38	0-2	287	282	119	119	7	7	
TOTALS	RPI 1-25	RPI 26-50	W-L RECORDS	RPI 51-100	RPI 101-150	RPI 150+				
13- 6	0- 2	0- 0	OVERALL	2- 2	1- 1	10- 1				
5- 4	0- 2	0- 0	HOME	2- 1	0- 1	3- 0				
8- 2	0- 0	0- 0	AWAY	0- 1	1- 0	7- 1				
0- 0	0- 0	0- 0	NEUTRAL	0- 0	0- 0	0- 0				
9- 2	0- 1	0- 0	NON-CONFERENCE	0- 0	1- 1	8- 0				
3- 2	0- 1	0- 0	HOME	0- 0	0- 1	3- 0				
6- 0	0- 0	0- 0	AWAY	0- 0	1- 0	5- 0				
0- 0	0- 0	0- 0	NEUTRAL	0- 0	0- 0	0- 0				
4- 4	0- 1	0- 0	CONFERENCE	2- 2	0- 0	2- 1				
2- 2	0- 1	0- 0	HOME	2- 1	0- 0	0- 0				
2- 2	0- 0	0- 0	AWAY	0- 1	0- 0	2- 1				
0- 0	0- 0	0- 0	NEUTRAL	0- 0	0- 0	0- 0				

RPI 1-25				RPI 26-50				RPI 51-100				RPI 101+ Team's RPI: 112			
RPI	S	Opponent	Score	RPI	S	Opponent	Score	RPI	S	Opponent	Score	RPI	S	Opponent	Score
12	H	Missouri St.	72 74					52	A	UNI	50 70	141	A	Portland	78 64
19	H	DePaul	76 83					54	H	Bradley	47 60	146	H	Western Mich.	60 70
								75	H	Illinois St.	69 64	156	H	Dartmouth	61 40
								94	H	Southern Ill.	51 49	162	A	Valparaiso	64 66
												204	H	Bowling Green	84 76
												232	A	UMKC	72 67
												251	A	Eastern Ill.	67 51
												278	A	Indiana St.	58 51
												297	H	Vermont	78 76
												317	A	Detroit Mercy	89 60
												321	A	SIUE	63 50
												326	A	Evansville	71 61
												348	A	Chicago St.	98 53
LAST 10 Division I															
				52	A	UNI	50 70	326	A	Evansville	71 61				
				162	A	Valparaiso	64 66	94	H	Southern Ill.	51 49				
				75	H	Illinois St.	69 64	12	H	Missouri St.	72 74				
				54	H	Bradley	47 60	146	H	Western Mich.	60 70				
				278	A	Indiana St.	58 51	19	H	DePaul	76 83				

Non-Div I Games:

Loyola Chicago

■ Loss,
 ■ Non-Conf, S Site,
 ■ Home
 ■ Away
 N Neutral

Loyola Maryland

Through Games Of Jan. 31, 2020

Average RPI Win:	226	WON-LOST	WINNING	LAST 10	STRENGTH OF	OPP. STRENGTH	TEAM	ADJ.	CONF.	ADJ CONF.
Average RPI Loss:	156	RECORD	PCT. RANK	GAMES	SCHEDULE	OF SCHEDULE	RPI	RPI	RPI	RPI
DIV. I ONLY	5- 15	294	3-7	155	185	285	285	15	15	
DIV. I NON-CONF.	3- 8	268	1-0	217	195	267	267	15	15	
TOTALS	RPI 1-25	RPI 26-50	W-L RECORDS	RPI 51-100	RPI 101-150	RPI 150+				
5- 15	0- 2	0- 0	OVERALL	1- 1	0- 3	4- 9				
4- 5	0- 0	0- 0	HOME	1- 1	0- 2	3- 2				
1- 9	0- 2	0- 0	AWAY	0- 0	0- 1	1- 6				
0- 1	0- 0	0- 0	NEUTRAL	0- 0	0- 0	0- 1				
3- 8	0- 2	0- 0	NON-CONFERENCE	0- 0	0- 1	3- 5				
2- 1	0- 0	0- 0	HOME	0- 0	0- 0	2- 1				
1- 6	0- 2	0- 0	AWAY	0- 0	0- 1	1- 3				
0- 1	0- 0	0- 0	NEUTRAL	0- 0	0- 0	0- 1				
2- 7	0- 0	0- 0	CONFERENCE	1- 1	0- 2	1- 4				
2- 4	0- 0	0- 0	HOME	1- 1	0- 2	1- 1				
0- 3	0- 0	0- 0	AWAY	0- 0	0- 0	0- 3				
0- 0	0- 0	0- 0	NEUTRAL	0- 0	0- 0	0- 0				

RPI 1-25				RPI 26-50				RPI 51-100				RPI 101+ Team's RPI: 285			
RPI	S	Opponent	Score	RPI	S	Opponent	Score	RPI	S	Opponent	Score	RPI	S	Opponent	Score
6	A	Maryland	45 105					65	H	Bucknell	60 50	116	H	Holy Cross	56 64
14	A	Northwestern	46 67					91	H	Colgate	74 76	124	A	Notre Dame	60 84
												142	H	Lehigh	53 55
												156	H	Dartmouth	72 56
												161	N	Wright St.	51 66
												163	A	Fla. Atlantic	61 72
												172	A	American	44 63
												184	A	Lafayette	52 55
												189	A	Boston U.	42 44
												189	H	Boston U.	39 41
												242	H	Howard	69 75
												243	A	Mt. St. Mary's	75 81
												289	H	Army West Point	68 59
												290	H	Monmouth	64 48
												309	A	St. Francis Brooklyn	78 89
												331	A	Fairleigh Dickinson	75 46
LAST 10 Division I															
189	H	Boston U.	39 41	184	A	Lafayette	52 55								
65	H	Bucknell	60 50	91	H	Colgate	74 76								
172	A	American	44 63	142	H	Lehigh	53 55								
289	H	Army West Point	68 59	116	H	Holy Cross	56 64								
189	A	Boston U.	42 44	156	H	Dartmouth	72 56								

Non-Div I Games:

Loyola Maryland

Loss, Non-Conf, S Site, H Home A Away N Neutral

Maine

Through Games Of Jan. 31, 2020

Average RPI Win:	263	WON-LOST	WINNING	LAST 10	STRENGTH OF	OPP. STRENGTH	TEAM	ADJ.	CONF.	ADJ CONF.
Average RPI Loss:	130	RECORD	PCT. RANK	GAMES	SCHEDULE	OF SCHEDULE	RPI	RPI	RPI	RPI
DIV. I ONLY	7- 14	257	4-6	141	215	244	244	27	27	
DIV. I NON-CONF.	3- 10	282	0-2	81	92	234	234	27	27	
TOTALS	RPI 1-25	RPI 26-50	W-L RECORDS	RPI 51-100	RPI 101-150	RPI 150+				
7- 14	0- 2	0- 1	OVERALL	0- 3	1- 2	6- 6				
5- 4	0- 0	0- 0	HOME	0- 0	1- 2	4- 2				
2- 7	0- 1	0- 0	AWAY	0- 2	0- 0	2- 4				
0- 3	0- 1	0- 1	NEUTRAL	0- 1	0- 0	0- 0				
3- 10	0- 2	0- 1	NON-CONFERENCE	0- 2	1- 2	2- 3				
2- 3	0- 0	0- 0	HOME	0- 0	1- 2	1- 1				
1- 4	0- 1	0- 0	AWAY	0- 1	0- 0	1- 2				
0- 3	0- 1	0- 1	NEUTRAL	0- 1	0- 0	0- 0				
4- 4	0- 0	0- 0	CONFERENCE	0- 1	0- 0	4- 3				
3- 1	0- 0	0- 0	HOME	0- 0	0- 0	3- 1				
1- 3	0- 0	0- 0	AWAY	0- 1	0- 0	1- 2				
0- 0	0- 0	0- 0	NEUTRAL	0- 0	0- 0	0- 0				

RPI 1-25				RPI 26-50				RPI 51-100				RPI 101+ Team's RPI: 244			
RPI	S	Opponent	Score	RPI	S	Opponent	Score	RPI	S	Opponent	Score	RPI	S	Opponent	Score
17	A	NC State	34 62	31	N	Drake	62 94	68	A	Drexel	57 70	121	H	Harvard	40 69
25	N	Arizona St.	31 57					84	N	Dayton	49 78	128	H	Northeastern	58 66
								85	A	Stony Brook	69 73	131	H	Green Bay	61 60
												156	A	Dartmouth	41 57
												186	A	Binghamton	63 73
												189	H	Boston U.	49 62
												209	A	UMass Lowell	57 66
												218	A	Brown	70 76
												220	A	Delaware	69 56
												264	H	New Hampshire	67 50
												275	H	Navy	46 41
												297	A	Vermont	65 47
												303	H	UMBC	54 74
												306	H	Albany (NY)	60 49
												345	H	Hartford	87 73
LAST 10 Division I															
303	H	UMBC	54 74	264	H	New Hampshire	67 50								
297	A	Vermont	65 47	85	A	Stony Brook	69 73								
186	A	Binghamton	63 73	345	H	Hartford	87 73								
209	A	UMass Lowell	57 66	68	A	Drexel	57 70								
306	H	Albany (NY)	60 49	128	H	Northeastern	58 66								

Non-Div I Games: Husson 104 43

Maine

Loss, Non-Conf, S Site, H Home A Away N Neutral

Average RPI Win:	278	WON-LOST	WINNING	LAST 10	STRENGTH OF	OPP. STRENGTH	TEAM	ADJ.	CONF.	ADJ CONF.
Average RPI Loss:	134	RECORD	PCT. RANK	GAMES	SCHEDULE	OF SCHEDULE	RPI	RPI	RPI	RPI
DIV. I ONLY	8- 11	219	5-5	184	279	214	214	24	24	
DIV. I NON-CONF.	3- 6	235	0-1	79	260	196	196	25	25	
TOTALS	RPI 1-25	RPI 26-50	W-L RECORDS	RPI 51-100	RPI 101-150	RPI 150+				
8- 11	0- 0	0- 0	OVERALL	0- 5	0- 2	8- 4				
5- 3	0- 0	0- 0	HOME	0- 1	0- 2	5- 0				
3- 8	0- 0	0- 0	AWAY	0- 4	0- 0	3- 4				
0- 0	0- 0	0- 0	NEUTRAL	0- 0	0- 0	0- 0				
3- 6	0- 0	0- 0	NON-CONFERENCE	0- 3	0- 2	3- 1				
2- 2	0- 0	0- 0	HOME	0- 0	0- 2	2- 0				
1- 4	0- 0	0- 0	AWAY	0- 3	0- 0	1- 1				
0- 0	0- 0	0- 0	NEUTRAL	0- 0	0- 0	0- 0				
5- 5	0- 0	0- 0	CONFERENCE	0- 2	0- 0	5- 3				
3- 1	0- 0	0- 0	HOME	0- 1	0- 0	3- 0				
2- 4	0- 0	0- 0	AWAY	0- 1	0- 0	2- 3				
0- 0	0- 0	0- 0	NEUTRAL	0- 0	0- 0	0- 0				

RPI 1-25				RPI 26-50				RPI 51-100				RPI 101+ Team's RPI: 214			
RPI	S	Opponent	Score	RPI	S	Opponent	Score	RPI	S	Opponent	Score	RPI	S	Opponent	Score
								58	A	Nebraska	51 71	108	H	Duquesne	65 76
								80	A	Villanova	51 63	120	H	Fordham	45 51
								83	H	Marist	66 71	156	H	Dartmouth	70 58
								85	A	Stony Brook	54 59	175	A	Quinnipiac	58 70
								86	A	Rider	53 76	184	A	Lafayette	53 60
												206	A	Fairfield	47 87
												222	H	Iona	54 32
												252	H	Niagara	68 65
												289	H	Army West Point	86 56
												290	A	Monmouth	60 62
												300	A	Siena	80 50
												331	A	Fairleigh Dickinson	62 61
												336	A	Saint Peter's	85 52
												338	H	Canisius	68 50
LAST 10 Division I															
				86	A	Rider	53 76			175	A	Quinnipiac	58 70		
				222	H	Iona	54 32			336	A	Saint Peter's	85 52		
				206	A	Fairfield	47 87			252	H	Niagara	68 65		
				83	H	Marist	66 71			338	H	Canisius	68 50		
				300	A	Siena	80 50			58	A	Nebraska	51 71		

Non-Div I Games:

Manhattan

Average RPI Win:	222	WON-LOST	WINNING	LAST 10	STRENGTH OF	OPP. STRENGTH	TEAM	ADJ.	CONF.	ADJ CONF.
Average RPI Loss:	83	RECORD	PCT. RANK	GAMES	SCHEDULE	OF SCHEDULE	RPI	RPI	RPI	RPI
DIV. I ONLY	14- 4	40	8-2	177	213	83	83	24	24	
DIV. I NON-CONF.	7- 2	54	1-0	76	63	40	40	25	25	
TOTALS	RPI 1-25	RPI 26-50	W-L RECORDS	RPI 51-100	RPI 101-150	RPI 150+				
14- 4	0- 2	0- 0	OVERALL	2- 1	1- 0	11- 1				
6- 2	0- 1	0- 0	HOME	0- 1	1- 0	5- 0				
6- 2	0- 1	0- 0	AWAY	1- 0	0- 0	5- 1				
2- 0	0- 0	0- 0	NEUTRAL	1- 0	0- 0	1- 0				
7- 2	0- 2	0- 0	NON-CONFERENCE	2- 0	1- 0	4- 0				
3- 1	0- 1	0- 0	HOME	0- 0	1- 0	2- 0				
2- 1	0- 1	0- 0	AWAY	1- 0	0- 0	1- 0				
2- 0	0- 0	0- 0	NEUTRAL	1- 0	0- 0	1- 0				
7- 2	0- 0	0- 0	CONFERENCE	0- 1	0- 0	7- 1				
3- 1	0- 0	0- 0	HOME	0- 1	0- 0	3- 0				
4- 1	0- 0	0- 0	AWAY	0- 0	0- 0	4- 1				
0- 0	0- 0	0- 0	NEUTRAL	0- 0	0- 0	0- 0				

RPI 1-25				RPI 26-50				RPI 51-100 Team's RPI: 83				RPI 101+			
RPI	S	Opponent	Score	RPI	S	Opponent	Score	RPI	S	Opponent	Score	RPI	S	Opponent	Score
18	A	Central Mich.	54 77					78	N	North Florida	69 54	131	H	Green Bay	72 60
21	H	Princeton	50 62					86	H	Rider	72 76	157	H	Elon	63 55
								97	A	UT Arlington	73 57	175	H	Quinnipiac	73 60
												189	A	Boston U.	89 75
												206	A	Fairfield	48 52
												214	A	Manhattan	71 66
												252	A	Niagara	94 67
												260	N	Lipscomb	74 63
												290	A	Monmouth	74 53
												290	H	Monmouth	76 66
												306	H	Albany (NY)	76 52
												336	H	Saint Peter's	96 76
												338	A	Canisius	90 59
LAST 10 Division I															
206	A	Fairfield	48 52	252	A	Niagara	94 67								
290	A	Monmouth	74 53	338	A	Canisius	90 59								
175	H	Quinnipiac	73 60	336	H	Saint Peter's	96 76								
214	A	Manhattan	71 66	290	H	Monmouth	76 66								
86	H	Rider	72 76	97	A	UT Arlington	73 57								

Non-Div I Games:

Marist

■ Loss,
 ■ Non-Conf,
 S Site,
 ■ Home
 ■ Away
 N Neutral

Average RPI Win:	157	WON-LOST	WINNING	LAST 10	STRENGTH OF	OPP. STRENGTH	TEAM	ADJ.	CONF.	ADJ CONF.
Average RPI Loss:	35	RECORD	PCT. RANK	GAMES	SCHEDULE	OF SCHEDULE	RPI	RPI	RPI	RPI
DIV. I ONLY	16- 5	42	7-3	79	58	36	36	6	6	
DIV. I NON-CONF.	9- 2	38	0	75	79	43	43	6	6	
TOTALS	RPI 1-25	RPI 26-50	W-L RECORDS	RPI 51-100	RPI 101-150	RPI 150+				
16- 5	0- 3	1- 1	OVERALL	5- 1	3- 0	7- 0				
9- 2	0- 2	1- 0	HOME	4- 0	1- 0	3- 0				
6- 3	0- 1	0- 1	AWAY	1- 1	2- 0	3- 0				
1- 0	0- 0	0- 0	NEUTRAL	0- 0	0- 0	1- 0				
9- 2	0- 2	0- 0	NON-CONFERENCE	3- 0	1- 0	5- 0				
4- 2	0- 2	0- 0	HOME	2- 0	0- 0	2- 0				
4- 0	0- 0	0- 0	AWAY	1- 0	1- 0	2- 0				
1- 0	0- 0	0- 0	NEUTRAL	0- 0	0- 0	1- 0				
7- 3	0- 1	1- 1	CONFERENCE	2- 1	2- 0	2- 0				
5- 0	0- 0	1- 0	HOME	2- 0	1- 0	1- 0				
2- 3	0- 1	0- 1	AWAY	0- 1	1- 0	1- 0				
0- 0	0- 0	0- 0	NEUTRAL	0- 0	0- 0	0- 0				

RPI 1-25				RPI 26-50				Team's RPI: 36				RPI 51-100				RPI 101+			
RPI	S	Opponent	Score	RPI	S	Opponent	Score					RPI	S	Opponent	Score	RPI	S	Opponent	Score
14	H	Northwestern	56 64	29	A	Creighton	62 72					56	H	Belmont	53 51	131	A	Green Bay	60 47
15	H	Mississippi St.	68 74	46	H	St. John's (NY)	94 85					74	A	South Dakota St.	65 58	138	A	Providence	60 50
19	A	DePaul	71 89									75	H	Illinois St.	58 41	138	H	Providence	85 55
												79	H	Seton Hall	81 60	167	A	Saint Mary's (CA)	77 63
												80	H	Villanova	57 52	224	N	Tulsa	61 60
												96	A	Butler	55 61	228	H	Georgetown	73 51
																233	A	Xavier	80 60
																265	H	Morgan St.	70 48
																271	A	Milwaukee	78 56
																309	H	St. Francis Brooklyn	92 71
LAST 10 Division I																			
138	H	Providence	85 55	79	H	Seton Hall	81 60												
80	H	Villanova	57 52	46	H	St. John's (NY)	94 85												
228	H	Georgetown	73 51	138	A	Providence	60 50												
233	A	Xavier	80 60	29	A	Creighton	62 72												
96	A	Butler	55 61	19	A	DePaul	71 89												

Non-Div I Games:

Marquette

■ Loss,
■ Non-Conf,
■ S Site,
■ H Home
■ A Away
N Neutral

Marshall

Through Games Of Jan. 31, 2020

Average RPI Win:	233	WON-LOST	WINNING	LAST 10	STRENGTH OF	OPP. STRENGTH	TEAM	ADJ.	CONF.	ADJ CONF.
Average RPI Loss:	138	RECORD	PCT. RANK	GAMES	SCHEDULE	OF SCHEDULE	RPI	RPI	RPI	RPI
DIV. I ONLY	5- 12	278	2-8	186	139	267	267	13	13	
DIV. I NON-CONF.	3- 6	235	0-2	326	229	315	315	14	14	
TOTALS	RPI 1-25	RPI 26-50	W-L RECORDS	RPI 51-100	RPI 101-150	RPI 150+				
5- 12	0- 0	0- 4	OVERALL	0- 2	1- 1	4- 5				
3- 5	0- 0	0- 2	HOME	0- 0	1- 0	2- 3				
2- 7	0- 0	0- 2	AWAY	0- 2	0- 1	2- 2				
0- 0	0- 0	0- 0	NEUTRAL	0- 0	0- 0	0- 0				
3- 6	0- 0	0- 1	NON-CONFERENCE	0- 1	0- 0	3- 4				
2- 2	0- 0	0- 0	HOME	0- 0	0- 0	2- 2				
1- 4	0- 0	0- 1	AWAY	0- 1	0- 0	1- 2				
0- 0	0- 0	0- 0	NEUTRAL	0- 0	0- 0	0- 0				
2- 6	0- 0	0- 3	CONFERENCE	0- 1	1- 1	1- 1				
1- 3	0- 0	0- 2	HOME	0- 0	1- 0	0- 1				
1- 3	0- 0	0- 1	AWAY	0- 1	0- 1	1- 0				
0- 0	0- 0	0- 0	NEUTRAL	0- 0	0- 0	0- 0				

RPI 1-25				RPI 26-50				RPI 51-100				RPI 101+				Team's RPI: 267	
RPI	S	Opponent	Score	RPI	S	Opponent	Score	RPI	S	Opponent	Score	RPI	S	Opponent	Score		
				28	H	Western Ky.	65 74	70	A	Charlotte	46 52	103	A	Rice	43 81		
				30	A	Old Dominion	46 57	72	A	Ohio	51 67	127	H	UAB	61 56		
				40	A	Rutgers	41 66					174	A	Towson	56 59		
				48	H	Middle Tenn.	55 75					182	H	Norfolk St.	75 69		
												204	H	Bowling Green	69 82		
												238	A	North Texas	68 59		
												265	H	Morgan St.	52 57		
												278	A	Indiana St.	72 60		
												292	H	FIU	65 68		
												326	A	Evansville	62 66		
												342	H	Coppin St.	60 47		
LAST 10 Division I																	
				292	H	FIU	65 68	48	H	Middle Tenn.	55 75						
				28	H	Western Ky.	65 74	238	A	North Texas	68 59						
				30	A	Old Dominion	46 57	103	A	Rice	43 81						
				70	A	Charlotte	46 52	174	A	Towson	56 59						
				127	H	UAB	61 56	40	A	Rutgers	41 66						

Non-Div I Games: Alderson Broadus 85 41 Ky. Christian 89 40

Marshall

Loss, Non-Conf, S Site, H Home A Away N Neutral

Maryland

Through Games Of Jan. 31, 2020

Average RPI Win:	122	WON-LOST	WINNING	LAST 10	STRENGTH OF	OPP. STRENGTH	TEAM	ADJ.	CONF.	ADJ CONF.
Average RPI Loss:	10	RECORD	PCT. RANK	GAMES	SCHEDULE	OF SCHEDULE	RPI	RPI	RPI	RPI
DIV. I ONLY	17- 4	30	8-2	11	10	6	6	2	2	
DIV. I NON-CONF.	9- 2	38	0	94	77	42	42	2	2	
TOTALS	RPI 1-25	RPI 26-50	W-L RECORDS	RPI 51-100	RPI 101-150	RPI 150+				
17- 4	2- 4	5- 0	OVERALL	2- 0	2- 0	6- 0				
10- 1	2- 1	2- 0	HOME	1- 0	1- 0	4- 0				
5- 3	0- 3	3- 0	AWAY	0- 0	1- 0	1- 0				
2- 0	0- 0	0- 0	NEUTRAL	1- 0	0- 0	1- 0				
9- 2	0- 2	1- 0	NON-CONFERENCE	1- 0	1- 0	6- 0				
5- 1	0- 1	0- 0	HOME	0- 0	1- 0	4- 0				
2- 1	0- 1	1- 0	AWAY	0- 0	0- 0	1- 0				
2- 0	0- 0	0- 0	NEUTRAL	1- 0	0- 0	1- 0				
8- 2	2- 2	4- 0	CONFERENCE	1- 0	1- 0	0- 0				
5- 0	2- 0	2- 0	HOME	1- 0	0- 0	0- 0				
3- 2	0- 2	2- 0	AWAY	0- 0	1- 0	0- 0				
0- 0	0- 0	0- 0	NEUTRAL	0- 0	0- 0	0- 0				

RPI	S	Opponent	Score	RPI	S	Opponent	Score	RPI	S	Opponent	Score	RPI	S	Opponent	Score
2	H	South Carolina	54 63	32	A	Ohio St.	85 65	56	N	Belmont	90 26	136	H	George Washington	88 54
6	A	Iowa	61 66	32	H	Ohio St.	72 62	58	H	Nebraska	87 69	145	A	Illinois	79 60
13	H	Indiana	76 62	43	A	James Madison	70 68					171	N	Clemson	63 44
14	A	Northwestern	58 81	47	A	Michigan	77 49					175	H	Quinnipiac	107 52
14	H	Northwestern	70 61	47	H	Michigan	70 55					220	H	Delaware	99 55
17	A	NC State	59 66									274	H	Wagner	119 56
												285	H	Loyola Maryland	105 45
												330	A	Georgia St.	114 41
LAST 10 Division I															
				32	A	Ohio St.	85 65	47	A	Michigan	77 49				
				14	H	Northwestern	70 61	6	A	Iowa	61 66				
				145	A	Illinois	79 60	32	H	Ohio St.	72 62				
				13	H	Indiana	76 62	14	A	Northwestern	58 81				
				58	H	Nebraska	87 69	47	H	Michigan	70 55				

Non-Div I Games:

Maryland

Loss, Non-Conf, S Site, H Home A Away N Neutral

Massachusetts

Through Games Of Jan. 31, 2020

Average RPI Win:	219	WON-LOST	WINNING	LAST 10	STRENGTH OF	OPP. STRENGTH	TEAM	ADJ.	CONF.	ADJ CONF.
Average RPI Loss:	129	RECORD	PCT. RANK	GAMES	SCHEDULE	OF SCHEDULE	RPI	RPI	RPI	RPI
DIV. I ONLY	14- 6	59	7-3	270	146	143	143	12	12	
DIV. I NON-CONF.	9- 3	63	2-0	293	240	146	146	12	12	
TOTALS	RPI 1-25	RPI 26-50	W-L RECORDS	RPI 51-100	RPI 101-150	RPI 150+				
14- 6	0- 0	0- 1	OVERALL	0- 0	3- 3	11- 2				
8- 3	0- 0	0- 0	HOME	0- 0	2- 2	6- 1				
6- 3	0- 0	0- 1	AWAY	0- 0	1- 1	5- 1				
0- 0	0- 0	0- 0	NEUTRAL	0- 0	0- 0	0- 0				
9- 3	0- 0	0- 1	NON-CONFERENCE	0- 0	1- 1	8- 1				
5- 2	0- 0	0- 0	HOME	0- 0	1- 1	4- 1				
4- 1	0- 0	0- 1	AWAY	0- 0	0- 0	4- 0				
0- 0	0- 0	0- 0	NEUTRAL	0- 0	0- 0	0- 0				
5- 3	0- 0	0- 0	CONFERENCE	0- 0	2- 2	3- 1				
3- 1	0- 0	0- 0	HOME	0- 0	1- 1	2- 0				
2- 2	0- 0	0- 0	AWAY	0- 0	1- 1	1- 1				
0- 0	0- 0	0- 0	NEUTRAL	0- 0	0- 0	0- 0				

RPI 1-25			RPI 26-50			RPI 51-100			RPI 101+			Team's RPI: 143
RPI	S	Opponent	Score	RPI	S	Opponent	Score	RPI	S	Opponent	Score	
				46	A	St. John's (NY)	71 82					
								104	H	VCU	46 61	
								108	A	Duquesne	81 77	
								116	H	Holy Cross	75 72	
								118	H	Richmond	64 50	
								136	A	George Washington	47 50	
								138	H	Providence	63 72	
								170	H	Merrimack	64 79	
								178	A	Rhode Island	66 69	
								189	A	Boston U.	58 45	
								198	H	La Salle	76 62	
								199	H	Saint Joseph's	61 43	
								209	A	UMass Lowell	74 58	
								218	H	Brown	95 42	
								222	A	Iona	65 51	
								264	H	New Hampshire	67 65	
								288	A	St. Bonaventure	62 52	
								297	A	Vermont	83 49	
								300	H	Siena	61 55	
								345	H	Hartford	74 48	
LAST 10 Division I												
				118	H	Richmond	64 50					
				136	A	George Washington	47 50					
				104	H	VCU	46 61					
				178	A	Rhode Island	66 69					
				198	H	La Salle	76 62					
				199	H	Saint Joseph's	61 43					
				288	A	St. Bonaventure	62 52					
				108	A	Duquesne	81 77					
				222	A	Iona	65 51					
				300	H	Siena	61 55					

Non-Div I Games: Southern Conn. St. 86 43

Massachusetts

■ Loss,
 ■ Non-Conf, S Site,
 ■ Home
 ■ Away
 N Neutral

MC

Page 161

Average RPI Win:	212	WON-LOST	WINNING	LAST 10	STRENGTH OF	OPP. STRENGTH	TEAM	ADJ.	CONF.	ADJ CONF.
Average RPI Loss:	142	RECORD	PCT. RANK	GAMES	SCHEDULE	OF SCHEDULE	RPI	RPI	RPI	RPI
DIV. I ONLY	10- 10	171	4-6	162	160	183	183	9	9	
DIV. I NON-CONF.	9- 4	84	3-0	228	301	138	138	9	9	
TOTALS	RPI 1-25	RPI 26-50	W-L RECORDS	RPI 51-100	RPI 101-150	RPI 150+				
10- 10	0- 2	0- 0	OVERALL	1- 2	2- 2	7- 4				
6- 4	0- 1	0- 0	HOME	0- 1	1- 1	5- 1				
3- 5	0- 0	0- 0	AWAY	1- 1	0- 1	2- 3				
1- 1	0- 1	0- 0	NEUTRAL	0- 0	1- 0	0- 0				
9- 4	0- 1	0- 0	NON-CONFERENCE	1- 0	2- 1	6- 2				
5- 2	0- 0	0- 0	HOME	0- 0	1- 1	4- 1				
3- 1	0- 0	0- 0	AWAY	1- 0	0- 0	2- 1				
1- 1	0- 1	0- 0	NEUTRAL	0- 0	1- 0	0- 0				
1- 6	0- 1	0- 0	CONFERENCE	0- 2	0- 1	1- 2				
1- 2	0- 1	0- 0	HOME	0- 1	0- 0	1- 0				
0- 4	0- 0	0- 0	AWAY	0- 1	0- 1	0- 2				
0- 0	0- 0	0- 0	NEUTRAL	0- 0	0- 0	0- 0				

RPI 1-25				RPI 26-50				RPI 51-100				RPI 101+ Team's RPI: 183			
RPI	S	Opponent	Score	RPI	S	Opponent	Score	RPI	S	Opponent	Score	RPI	S	Opponent	Score
10	H	UConn	56 68					61	A	UCF	66 82	123	A	Tulane	55 59
24	N	LSU	58 89					94	A	Southern Ill.	70 66	127	H	UAB	77 52
								98	H	Cincinnati	66 73	136	H	George Washington	63 64
												150	N	Kansas St.	72 68
												165	A	Houston	65 75
												179	A	Toledo	83 76
												201	A	Little Rock	68 50
												210	H	SMU	57 52
												211	H	Arkansas St.	78 50
												250	A	Louisiana Tech	74 83
												268	A	East Carolina	65 71
												277	H	Alabama A&M	79 71
												281	H	Eastern Ky.	60 63
												318	H	Alcorn	57 51
												351	H	Mississippi Val.	91 54
LAST 10 Division I															
268	A	East Carolina	65 71	98	H	Cincinnati	66 73								
61	A	UCF	66 82	165	A	Houston	65 75								
210	H	SMU	57 52	277	H	Alabama A&M	79 71								
10	H	UConn	56 68	351	H	Mississippi Val.	91 54								
123	A	Tulane	55 59	201	A	Little Rock	68 50								

Non-Div I Games:

Memphis

■ Loss,
 ■ Non-Conf,
 ■ S Site,
 ■ H Home
 ■ A Away
 N Neutral

Average RPI Win: 288	WON-LOST	WINNING	LAST 10	STRENGTH OF	OPP. STRENGTH	TEAM	ADJ.	CONF.	ADJ CONF.
Average RPI Loss: 171	RECORD	PCT. RANK	GAMES	SCHEDULE	OF SCHEDULE	RPI	RPI	RPI	RPI
DIV. I ONLY	3- 17	329	1-9	254	187	320	320	25	25
DIV. I NON-CONF.	2- 12	318	0-4	242	190	318	318	22	22
TOTALS	RPI 1-25	RPI 26-50	W-L RECORDS	RPI 51-100	RPI 101-150	RPI 150+			
3- 17	0- 0	0- 2	OVERALL	0- 2	0- 2	3- 11			
2- 6	0- 0	0- 1	HOME	0- 0	0- 0	2- 5			
1- 11	0- 0	0- 1	AWAY	0- 2	0- 2	1- 6			
0- 0	0- 0	0- 0	NEUTRAL	0- 0	0- 0	0- 0			
2- 12	0- 0	0- 2	NON-CONFERENCE	0- 2	0- 1	2- 7			
1- 5	0- 0	0- 1	HOME	0- 0	0- 0	1- 4			
1- 7	0- 0	0- 1	AWAY	0- 2	0- 1	1- 3			
0- 0	0- 0	0- 0	NEUTRAL	0- 0	0- 0	0- 0			
1- 5	0- 0	0- 0	CONFERENCE	0- 0	0- 1	1- 4			
1- 1	0- 0	0- 0	HOME	0- 0	0- 0	1- 1			
0- 4	0- 0	0- 0	AWAY	0- 0	0- 1	0- 3			
0- 0	0- 0	0- 0	NEUTRAL	0- 0	0- 0	0- 0			

RPI S	Opponent	Score	RPI S	Opponent	Score	RPI S	Opponent	Score	RPI S	Opponent	Score	Team's RPI: 320
28	H Western Ky.	62 75	69	A Alabama	56 111	134	A UNC Greensboro	51 67				
37	A Yale	60 68	71	A Georgia	60 76	144	A Florida	50 71				
						168	A Samford	64 72				
						171	H Clemson	61 65				
						173	A Columbia	48 77				
						177	A Furman	49 62				
						203	H Jacksonville	83 87				
						215	A Kennesaw St.	64 92				
						229	H Gardner-Webb	62 65				
						230	H Chattanooga	55 48				
						240	H ETSU	66 72				
						279	A Appalachian St.	68 77				
						281	H Eastern Ky.	60 61				
						284	H Ga. Southern	62 52				
						286	A Wofford	49 77				
						349	A South Carolina St.	66 55				
LAST 10 Division I												
134	A UNC Greensboro	51 67	177	A Furman	49 62							
230	H Chattanooga	55 48	173	A Columbia	48 77							
240	H ETSU	66 72	37	A Yale	60 68							
168	A Samford	64 72	203	H Jacksonville	83 87							
286	A Wofford	49 77	229	H Gardner-Webb	62 65							

Non-Div I Games: LaGrange 74 47

Mercer

Non-Conference				Through Games Of Jan. 31, 1910						
Average RPI Win:	261	WON-LOST	WINNING	LAST 10	STRENGTH OF	OPP. STRENGTH	TEAM	ADJ.	CONF.	ADJ CONF.
Average RPI Loss:	156	RECORD	PCT. RANK	GAMES	SCHEDULE	OF SCHEDULE	RPI	RPI	RPI	RPI
DIV. I ONLY	10- 7	123	7-3	237	336	170	170	29	29	
DIV. I NON-CONF.	5- 4	140	2-0	158	272	130	130	29	29	

TOTALS	RPI 1-25	RPI 26-50		W-L RECORDS		RPI 51-100	RPI 101-150	RPI 150+		
10- 7	0- 0	0- 0		OVERALL		0- 0	1- 5	9- 2		
6- 2	0- 0	0- 0		HOME		0- 0	0- 2	6- 0		
4- 5	0- 0	0- 0		AWAY		0- 0	1- 3	3- 2		
0- 0	0- 0	0- 0		NEUTRAL		0- 0	0- 0	0- 0		
5- 4	0- 0	0- 0		NON-CONFERENCE		0- 0	1- 3	4- 1		
3- 1	0- 0	0- 0		HOME		0- 0	0- 1	3- 0		
2- 3	0- 0	0- 0		AWAY		0- 0	1- 2	1- 1		
0- 0	0- 0	0- 0		NEUTRAL		0- 0	0- 0	0- 0		
5- 3	0- 0	0- 0		CONFERENCE		0- 0	0- 2	5- 1		
3- 1	0- 0	0- 0		HOME		0- 0	0- 1	3- 0		
2- 2	0- 0	0- 0		AWAY		0- 0	0- 1	2- 1		
0- 0	0- 0	0- 0		NEUTRAL		0- 0	0- 0	0- 0		

RPI 1-25				RPI 26-50				RPI 51-100				RPI 101+								
RPI	S	Opponent	Score	RPI	S	Opponent	Score	RPI	S	Opponent	Score	RPI	S	Opponent	Score					
																116	A	Holy Cross	42	68
																135	A	Robert Morris	50	72
																135	H	Robert Morris	62	68
																142	H	Lehigh	68	72
																143	A	Massachusetts	79	64
																145	A	Illinois	72	75
																156	A	Dartmouth	52	57
																209	H	UMass Lowell	73	50
																218	A	Brown	72	57
																243	H	Mt. St. Mary's	76	55
																247	A	Saint Francis (PA)	71	56
																264	H	New Hampshire	64	54
																266	A	Sacred Heart	60	63
																297	H	Vermont	78	53
																311	H	Bryant	78	66
																331	H	Fairleigh Dickinson	62	51
																344	A	Central Conn. St.	65	56
LAST 10 Division I																				
								331	H	Fairleigh Dickinson	62	51	311	H	Bryant	78	66			
								247	A	Saint Francis (PA)	71	56	135	H	Robert Morris	62	68			
								135	A	Robert Morris	50	72	266	A	Sacred Heart	60	63			
								243	H	Mt. St. Mary's	76	55	297	H	Vermont	78	53			
								344	A	Central Conn. St.	65	56	209	H	UMass Lowell	73	50			

Non-Div I Games:	Eastern Nazarene	82	50	Fisher	81	42
------------------	------------------	----	----	--------	----	----

Merrimack

■ Loss, ■ Non-Conf, S Site, H Home A Away N Neutral

Average RPI Win:	130	WON-LOST	WINNING	LAST 10	STRENGTH OF	OPP. STRENGTH	TEAM	ADJ.	CONF.	ADJ CONF.
Average RPI Loss:	38	RECORD	PCT. RANK	GAMES	SCHEDULE	OF SCHEDULE	RPI	RPI	RPI	RPI
DIV. I ONLY	12- 9	134	4-6	6	44	59	59	5	5	
DIV. I NON-CONF.	8- 3	68	0	7	71	30	30	3	3	
TOTALS	RPI 1-25	RPI 26-50	W-L RECORDS	RPI 51-100	RPI 101-150	RPI 150+				
12- 9	0- 6	0- 0	OVERALL	5- 2	2- 1	5- 0				
11- 4	0- 4	0- 0	HOME	5- 0	1- 0	5- 0				
0- 5	0- 2	0- 0	AWAY	0- 2	0- 1	0- 0				
1- 0	0- 0	0- 0	NEUTRAL	0- 0	1- 0	0- 0				
8- 3	0- 3	0- 0	NON-CONFERENCE	3- 0	1- 0	4- 0				
7- 2	0- 2	0- 0	HOME	3- 0	0- 0	4- 0				
0- 1	0- 1	0- 0	AWAY	0- 0	0- 0	0- 0				
1- 0	0- 0	0- 0	NEUTRAL	0- 0	1- 0	0- 0				
4- 6	0- 3	0- 0	CONFERENCE	2- 2	1- 1	1- 0				
4- 2	0- 2	0- 0	HOME	2- 0	1- 0	1- 0				
0- 4	0- 1	0- 0	AWAY	0- 2	0- 1	0- 0				
0- 0	0- 0	0- 0	NEUTRAL	0- 0	0- 0	0- 0				

RPI 1-25				RPI 26-50				RPI 51-100 Team's RPI: 59				RPI 101+			
RPI	S	Opponent	Score	RPI	S	Opponent	Score	RPI	S	Opponent	Score	RPI	S	Opponent	Score
3	H	Louisville	41 87					57	H	IUPUI	74 65	105	H	Syracuse	77 62
11	H	Oregon St.	53 75					60	A	North Carolina	58 78	124	A	Notre Dame	53 76
13	H	Indiana	45 58					62	A	Georgia Tech	54 61	137	N	N.C. A&T	68 67
19	A	DePaul	83 89					62	H	Georgia Tech	54 49	159	H	Jackson St.	83 68
23	A	Florida St.	61 79					78	H	North Florida	78 55	171	H	Clemson	68 64
23	H	Florida St.	62 73					89	H	Washington St.	74 68	186	H	Binghamton	79 56
								90	H	Wake Forest	59 56	197	H	Miami (OH)	80 62
												225	H	UNC Asheville	75 46
LAST 10 Division I															
62	H	Georgia Tech	54 49	105	H	Syracuse	77 62								
23	A	Florida St.	61 79	3	H	Louisville	41 87								
171	H	Clemson	68 64	23	H	Florida St.	62 73								
124	A	Notre Dame	53 76	62	A	Georgia Tech	54 61								
60	A	North Carolina	58 78	90	H	Wake Forest	59 56								

Non-Div I Games:

Miami (FL)

■ Loss,
 ■ Non-Conf,
 ■ S Site,
 ■ H Home
 ■ A Away
 N Neutral

Average RPI Win:	283	WON-LOST	WINNING	LAST 10	STRENGTH OF	OPP. STRENGTH	TEAM	ADJ.	CONF.	ADJ CONF.
Average RPI Loss:	90	RECORD	PCT. RANK	GAMES	SCHEDULE	OF SCHEDULE	RPI	RPI	RPI	RPI
DIV. I ONLY	7- 11	237	3-7	190	113	197	197	10	10	
DIV. I NON-CONF.	6- 5	151	2-1	258	176	145	145	10	10	
TOTALS	RPI 1-25	RPI 26-50	W-L RECORDS	RPI 51-100	RPI 101-150	RPI 150+				
7- 11	0- 2	0- 0	OVERALL	0- 5	0- 2	7- 2				
3- 2	0- 0	0- 0	HOME	0- 1	0- 1	3- 0				
3- 8	0- 2	0- 0	AWAY	0- 4	0- 0	3- 2				
1- 1	0- 0	0- 0	NEUTRAL	0- 0	0- 1	1- 0				
6- 5	0- 1	0- 0	NON-CONFERENCE	0- 3	0- 1	6- 0				
2- 0	0- 0	0- 0	HOME	0- 0	0- 0	2- 0				
3- 4	0- 1	0- 0	AWAY	0- 3	0- 0	3- 0				
1- 1	0- 0	0- 0	NEUTRAL	0- 0	0- 1	1- 0				
1- 6	0- 1	0- 0	CONFERENCE	0- 2	0- 1	1- 2				
1- 2	0- 0	0- 0	HOME	0- 1	0- 1	1- 0				
0- 4	0- 1	0- 0	AWAY	0- 1	0- 0	0- 2				
0- 0	0- 0	0- 0	NEUTRAL	0- 0	0- 0	0- 0				

RPI	S	Opponent	Score	RPI	S	Opponent	Score	RPI	S	Opponent	Score	RPI	S	Opponent	Score	Team's RPI: 197
18	A	Central Mich.	70 76					54	A	Bradley	68 79	106	H	Kent St.	75 78	
19	A	DePaul	79 98					59	A	Miami (FL)	62 80	113	N	Liberty	53 65	
								77	A	Ball St.	63 80	164	A	Eastern Mich.	53 80	
								81	H	Buffalo	72 86	200	H	Northern Ill.	66 64	
								98	A	Cincinnati	68 98	202	A	Akron	62 70	
												259	A	South Alabama	76 73	
												275	A	Pittsburgh	80 71	
												281	A	Eastern Ky.	75 57	
												304	N	Prairie View	65 52	
												326	H	Evansville	72 64	
												334	H	UIC	85 35	
LAST 10 Division I																
77	A	Ball St.	63 80	200	H	Northern Ill.	66 64									
202	A	Akron	62 70	81	H	Buffalo	72 86									
106	H	Kent St.	75 78	326	H	Evansville	72 64									
164	A	Eastern Mich.	53 80	275	A	Pittsburgh	80 71									
18	A	Central Mich.	70 76	98	A	Cincinnati	68 98									

Non-Div I Games: Tiffin 83 51

Miami (OH)

■ Loss,
 ■ Non-Conf,
 ■ S Site,
 ■ H Home
 ■ A Away
 N Neutral

Michigan

Through Games Of Jan. 31, 2020

Average RPI Win:	157	WON-LOST	WINNING	LAST 10	STRENGTH OF	OPP. STRENGTH	TEAM	ADJ.	CONF.	ADJ CONF.
Average RPI Loss:	38	RECORD	PCT. RANK	GAMES	SCHEDULE	OF SCHEDULE	RPI	RPI	RPI	RPI
DIV. I ONLY	13- 7	86	4-6	39	43	47	47	2	2	
DIV. I NON-CONF.	9- 2	38	0-1	113	142	57	57	2	2	
TOTALS	RPI 1-25	RPI 26-50	W-L RECORDS	RPI 51-100	RPI 101-150	RPI 150+				
13- 7	0- 4	1- 1	OVERALL	1- 1	5- 1	6- 0				
9- 2	0- 1	1- 0	HOME	1- 0	3- 1	4- 0				
3- 4	0- 2	0- 1	AWAY	0- 1	1- 0	2- 0				
1- 1	0- 1	0- 0	NEUTRAL	0- 0	1- 0	0- 0				
9- 2	0- 1	0- 0	NON-CONFERENCE	1- 0	3- 1	5- 0				
6- 1	0- 0	0- 0	HOME	1- 0	2- 1	3- 0				
2- 0	0- 0	0- 0	AWAY	0- 0	0- 0	2- 0				
1- 1	0- 1	0- 0	NEUTRAL	0- 0	1- 0	0- 0				
4- 5	0- 3	1- 1	CONFERENCE	0- 1	2- 0	1- 0				
3- 1	0- 1	1- 0	HOME	0- 0	1- 0	1- 0				
1- 4	0- 2	0- 1	AWAY	0- 1	1- 0	0- 0				
0- 0	0- 0	0- 0	NEUTRAL	0- 0	0- 0	0- 0				

RPI 1-25				RPI 26-50				Team's RPI: 47	RPI 51-100				RPI 101+			
RPI	S	Opponent	Score	RPI	S	Opponent	Score		RPI	S	Opponent	Score	RPI	S	Opponent	Score
6	A	Maryland	55 70	32	A	Ohio St.	69 78		54	H	Bradley	77 57	102	H	Michigan St.	89 69
6	H	Maryland	49 77	40	H	Rutgers	71 57		58	A	Nebraska	71 74	105	H	Syracuse	84 76
14	A	Northwestern	73 81										106	N	Kent St.	88 53
23	N	Florida St.	69 79										122	A	Wisconsin	68 56
													124	H	Notre Dame	72 76
													146	H	Western Mich.	76 55
													164	A	Eastern Mich.	57 38
													187	H	Penn St.	82 48
													202	A	Akron	80 71
													265	H	Morgan St.	80 48
													273	H	Oakland	79 64
													279	H	Appalachian St.	62 35
LAST 10 Division I																
14	A	Northwestern	73 81	32	A	Ohio St.	69 78									
40	H	Rutgers	71 57	102	H	Michigan St.	89 69									
58	A	Nebraska	71 74	187	H	Penn St.	82 48									
122	A	Wisconsin	68 56	6	A	Maryland	55 70									
6	H	Maryland	49 77	23	N	Florida St.	69 79									

Non-Div I Games:

Michigan

■ Loss,
 ■ Non-Conf,
 ■ S Site,
 ■ H Home
 ■ A Away
 N Neutral

Average RPI Win:	171	WON-LOST	WINNING	LAST 10	STRENGTH OF	OPP. STRENGTH	TEAM	ADJ.	CONF.	ADJ CONF.
Average RPI Loss:	48	RECORD	PCT. RANK	GAMES	SCHEDULE	OF SCHEDULE	RPI	RPI	RPI	RPI
DIV. I ONLY	11- 10	167	4-6	75	9	102	102	2	2	
DIV. I NON-CONF.	7- 4	100	0	259	36	157	157	2	2	
TOTALS	RPI 1-25	RPI 26-50	W-L RECORDS	RPI 51-100	RPI 101-150	RPI 150+				
11- 10	0- 5	2- 3	OVERALL	1- 0	3- 1	5- 1				
8- 2	0- 1	1- 1	HOME	1- 0	1- 0	5- 0				
2- 5	0- 3	1- 1	AWAY	0- 0	1- 0	0- 1				
1- 3	0- 1	0- 1	NEUTRAL	0- 0	1- 1	0- 0				
7- 4	0- 2	0- 1	NON-CONFERENCE	0- 0	2- 1	5- 0				
5- 0	0- 0	0- 0	HOME	0- 0	0- 0	5- 0				
1- 1	0- 1	0- 0	AWAY	0- 0	1- 0	0- 0				
1- 3	0- 1	0- 1	NEUTRAL	0- 0	1- 1	0- 0				
4- 6	0- 3	2- 2	CONFERENCE	1- 0	1- 0	0- 1				
3- 2	0- 1	1- 1	HOME	1- 0	1- 0	0- 0				
1- 4	0- 2	1- 1	AWAY	0- 0	0- 0	0- 1				
0- 0	0- 0	0- 0	NEUTRAL	0- 0	0- 0	0- 0				

RPI S	Opponent	Score	RPI S	Opponent	Score	RPI S	Opponent	Score	RPI S	Opponent	Score	Team's RPI: 102
6	A Iowa	57 74	27	H Purdue	66 76	58	H Nebraska	78 70	105	N Syracuse	63 77	
13	A Indiana	67 79	32	H Ohio St.	68 65				122	H Wisconsin	69 52	
14	H Northwestern	48 76	38	N West Virginia	57 63				124	A Notre Dame	72 69	
23	A Florida St.	68 78	40	A Rutgers	66 55				150	N Kansas St.	65 60	
24	N LSU	56 58	47	A Michigan	69 89				164	H Eastern Mich.	85 50	
									187	A Penn St.	73 86	
									254	H Morehead St.	93 48	
									273	H Oakland	76 56	
									317	H Detroit Mercy	110 52	
									345	H Hartford	79 34	
LAST 10 Division I												
27	H Purdue	66 76	122	H Wisconsin	69 52							
6	A Iowa	57 74	187	A Penn St.	73 86							
14	H Northwestern	48 76	47	A Michigan	69 89							
40	A Rutgers	66 55	58	H Nebraska	78 70							
32	H Ohio St.	68 65	13	A Indiana	67 79							

Non-Div I Games:

Michigan St.

■ Loss,
 ■ Non-Conf,
 ■ S Site,
 ■ H Home
 ■ A Away
 N Neutral

Middle Tenn.

Through Games Of Jan. 31, 2020

Average RPI Win:	174	WON-LOST	WINNING	LAST 10	STRENGTH OF	OPP. STRENGTH	TEAM	ADJ.	CONF.	ADJ CONF.
Average RPI Loss:	60	RECORD	PCT. RANK	GAMES	SCHEDULE	OF SCHEDULE	RPI	RPI	RPI	RPI
DIV. I ONLY	14- 7	78	7-3	35	95	48	48	13	13	
DIV. I NON-CONF.	8- 4	90	1-0	20	33	41	41	14	14	
TOTALS	RPI 1-25	RPI 26-50	W-L RECORDS	RPI 51-100	RPI 101-150	RPI 150+				
14- 7	1- 3	0- 2	OVERALL	1- 1	3- 0	9- 1				
9- 2	1- 1	0- 1	HOME	1- 0	1- 0	6- 0				
4- 3	0- 0	0- 1	AWAY	0- 1	1- 0	3- 1				
1- 2	0- 2	0- 0	NEUTRAL	0- 0	1- 0	0- 0				
8- 4	1- 3	0- 0	NON-CONFERENCE	0- 1	3- 0	4- 0				
5- 1	1- 1	0- 0	HOME	0- 0	1- 0	3- 0				
2- 1	0- 0	0- 0	AWAY	0- 1	1- 0	1- 0				
1- 2	0- 2	0- 0	NEUTRAL	0- 0	1- 0	0- 0				
6- 3	0- 0	0- 2	CONFERENCE	1- 0	0- 0	5- 1				
4- 1	0- 0	0- 1	HOME	1- 0	0- 0	3- 0				
2- 2	0- 0	0- 1	AWAY	0- 0	0- 0	2- 1				
0- 0	0- 0	0- 0	NEUTRAL	0- 0	0- 0	0- 0				

RPI 1-25				RPI 26-50				Team's RPI: 48	RPI 51-100				RPI 101+			
RPI	S	Opponent	Score	RPI	S	Opponent	Score		RPI	S	Opponent	Score	RPI	S	Opponent	Score
9	N	Gonzaga	50 62	28	A	Western Ky.	63 71		56	A	Belmont	57 68	104	H	VCU	86 63
19	H	TCU	82 70	30	H	Old Dominion	56 67		70	H	Charlotte	83 59	123	A	Tulane	64 62
22	H	Kentucky	52 67										130	N	Auburn	73 50
25	N	Arizona St.	60 61										154	H	Tennessee Tech	64 58
													163	H	Fla. Atlantic	81 66
													177	H	Furman	78 62
													190	A	Southern Miss.	77 69
													217	H	UTEP	76 60
													250	A	Louisiana Tech	60 78
													260	H	Lipscomb	70 49
													267	A	Marshall	75 55
													268	A	East Carolina	68 66
													292	H	FIU	72 56
LAST 10 Division I																
217	H	UTEP	76 60	28	A	Western Ky.	63 71		267	A	Marshall	75 55				
190	A	Southern Miss.	77 69						70	H	Charlotte	83 59				
250	A	Louisiana Tech	60 78						30	H	Old Dominion	56 67				
292	H	FIU	72 56						19	H	TCU	82 70				
163	H	Fla. Atlantic	81 66													

Non-Div I Games:

Middle Tenn.

■ Loss,
■ Non-Conf, S Site,
■ Home
■ Away
N Neutral

Average RPI Win: 260	WON-LOST	WINNING	LAST 10	STRENGTH OF	OPP. STRENGTH	TEAM	ADJ.	CONF.	ADJ CONF.
Average RPI Loss: 139	RECORD	PCT. RANK	GAMES	SCHEDULE	OF SCHEDULE	RPI	RPI	RPI	RPI
DIV. I ONLY	6- 14	275	4-6	182	200	271	271	21	21
DIV. I NON-CONF.	2- 8	295	0	136	66	286	286	19	19
TOTALS	RPI 1-25	RPI 26-50	W-L RECORDS	RPI 51-100	RPI 101-150	RPI 150+			
6- 14	0- 1	0- 2	OVERALL	0- 2	0- 2	6- 7			
4- 5	0- 0	0- 1	HOME	0- 1	0- 0	4- 3			
2- 9	0- 1	0- 1	AWAY	0- 1	0- 2	2- 4			
0- 0	0- 0	0- 0	NEUTRAL	0- 0	0- 0	0- 0			
2- 8	0- 1	0- 2	NON-CONFERENCE	0- 1	0- 1	2- 3			
2- 3	0- 0	0- 1	HOME	0- 0	0- 0	2- 2			
0- 5	0- 1	0- 1	AWAY	0- 1	0- 1	0- 1			
0- 0	0- 0	0- 0	NEUTRAL	0- 0	0- 0	0- 0			
4- 6	0- 0	0- 0	CONFERENCE	0- 1	0- 1	4- 4			
2- 2	0- 0	0- 0	HOME	0- 1	0- 0	2- 1			
2- 4	0- 0	0- 0	AWAY	0- 0	0- 1	2- 3			
0- 0	0- 0	0- 0	NEUTRAL	0- 0	0- 0	0- 0			

RPI	S	Opponent	Score	RPI	S	Opponent	Score	RPI	S	Opponent	Score	RPI	S	Opponent	Score	Team's RPI: 271
19	A	DePaul	65 94	27	A	Purdue	55 68	57	H	IUPUI	52 75	122	A	Wisconsin	40 71	
				36	H	Marquette	56 78	63	A	Minnesota	61 77	131	A	Green Bay	48 61	
												161	H	Wright St.	60 58	
												173	A	Columbia	46 74	
												192	A	Cleveland St.	49 58	
												196	H	North Dakota	58 66	
												200	H	Northern Ill.	78 65	
												204	H	Bowling Green	51 63	
												223	A	Northern Ky.	37 61	
												223	H	Northern Ky.	49 61	
												236	A	Youngstown St.	74 62	
												273	A	Oakland	62 78	
												314	H	Ark.-Pine Bluff	69 55	
												317	A	Detroit Mercy	63 48	
												334	H	UIC	71 55	
LAST 10 Division I																
223	A	Northern Ky.	37 61	273	A	Oakland	62 78									
236	A	Youngstown St.	74 62	317	A	Detroit Mercy	63 48									
192	A	Cleveland St.	49 58	131	A	Green Bay	48 61									
57	H	IUPUI	52 75	223	H	Northern Ky.	49 61									
334	H	UIC	71 55	161	H	Wright St.	60 58									

Non-Div I Games: Wis.-Parkside 84 77

Milwaukee

■ Loss,
 ■ Non-Conf,
 ■ S Site,
 ■ H Home
 ■ A Away
 N Neutral

Minnesota

Through Games Of Jan. 31, 2020

Average RPI Win:	158	WON-LOST	WINNING	LAST 10	STRENGTH OF	OPP. STRENGTH	TEAM	ADJ.	CONF.	ADJ CONF.
Average RPI Loss:	50	RECORD	PCT. RANK	GAMES	SCHEDULE	OF SCHEDULE	RPI	RPI	RPI	RPI
DIV. I ONLY	13- 8	106	3-7	44	25	63	63	2	2	
DIV. I NON-CONF.	10- 1	19	0	125	115	35	35	2	2	
TOTALS	RPI 1-25	RPI 26-50	W-L RECORDS	RPI 51-100	RPI 101-150	RPI 150+				
13- 8	1- 4	1- 1	OVERALL	1- 1	4- 2	6- 0				
8- 5	1- 3	0- 1	HOME	1- 0	2- 1	4- 0				
5- 3	0- 1	1- 0	AWAY	0- 1	2- 1	2- 0				
0- 0	0- 0	0- 0	NEUTRAL	0- 0	0- 0	0- 0				
10- 1	1- 1	0- 0	NON-CONFERENCE	0- 0	4- 0	5- 0				
7- 1	1- 1	0- 0	HOME	0- 0	2- 0	4- 0				
3- 0	0- 0	0- 0	AWAY	0- 0	2- 0	1- 0				
0- 0	0- 0	0- 0	NEUTRAL	0- 0	0- 0	0- 0				
3- 7	0- 3	1- 1	CONFERENCE	1- 1	0- 2	1- 0				
1- 4	0- 2	0- 1	HOME	1- 0	0- 1	0- 0				
2- 3	0- 1	1- 0	AWAY	0- 1	0- 1	1- 0				
0- 0	0- 0	0- 0	NEUTRAL	0- 0	0- 0	0- 0				

RPI S	Opponent	Score	RPI S	Opponent	Score	RPI S	Opponent	Score	RPI S	Opponent	Score
6	H Iowa	75 76	27	A Purdue	72 59	58	A Nebraska	58 72	115	H Montana St.	71 60
12	H Missouri St.	69 77	32	H Ohio St.	63 66	58	H Nebraska	67 61	122	H Wisconsin	62 72
13	A Indiana	52 65							124	A Notre Dame	75 67
14	H Northwestern	54 56							136	A George Washington	83 50
25	H Arizona St.	80 66							142	H Lehigh	77 49
									145	A Illinois	71 74
									172	A American	70 53
									185	H UC Davis	76 67
									187	A Penn St.	81 74
									271	H Milwaukee	77 61
									297	H Vermont	90 58
									311	H Bryant	101 56
LAST 10 Division I											
58	H Nebraska	67 61	145	A Illinois	71 74						
13	A Indiana	52 65	14	H Northwestern	54 56						
122	H Wisconsin	62 72	58	A Nebraska	58 72						
27	A Purdue	72 59	32	H Ohio St.	63 66						
6	H Iowa	75 76	187	A Penn St.	81 74						

Non-Div I Games:

Minnesota

Loss, Non-Conf, S Site, H Home A Away N Neutral

Mississippi St.

Through Games Of Jan. 31, 2020

Average RPI Win:	128	WON-LOST	WINNING	LAST 10	STRENGTH OF	OPP. STRENGTH	TEAM	ADJ.	CONF.	ADJ CONF.
Average RPI Loss:	15	RECORD	PCT. RANK	GAMES	SCHEDULE	OF SCHEDULE	RPI	RPI	RPI	RPI
DIV. I ONLY	19- 3	15	9-1	32	18	15	15	4	4	
DIV. I NON-CONF.	12- 2	29	2-0	28	35	11	11	5	5	
TOTALS	RPI 1-25	RPI 26-50	W-L RECORDS	RPI 51-100	RPI 101-150	RPI 150+				
19- 3	1- 2	2- 1	OVERALL	5- 0	5- 0	6- 0				
9- 1	1- 0	0- 1	HOME	2- 0	2- 0	4- 0				
6- 1	0- 1	1- 0	AWAY	2- 0	2- 0	1- 0				
4- 1	0- 1	1- 0	NEUTRAL	1- 0	1- 0	1- 0				
12- 2	0- 1	2- 1	NON-CONFERENCE	3- 0	2- 0	5- 0				
5- 1	0- 0	0- 1	HOME	2- 0	0- 0	3- 0				
3- 0	0- 0	1- 0	AWAY	0- 0	1- 0	1- 0				
4- 1	0- 1	1- 0	NEUTRAL	1- 0	1- 0	1- 0				
7- 1	1- 1	0- 0	CONFERENCE	2- 0	3- 0	1- 0				
4- 0	1- 0	0- 0	HOME	0- 0	2- 0	1- 0				
3- 1	0- 1	0- 0	AWAY	2- 0	1- 0	0- 0				
0- 0	0- 0	0- 0	NEUTRAL	0- 0	0- 0	0- 0				

RPI 1-25				Team's RPI: 15	RPI 26-50				RPI 51-100				RPI 101+			
RPI	S	Opponent	Score		RPI	S	Opponent	Score	RPI	S	Opponent	Score	RPI	S	Opponent	Score
2	A	South Carolina	79 81		36	A	Marquette	74 68	64	H	Troy	122 82	130	H	Auburn	78 73
4	N	Stanford	62 67		38	H	West Virginia	65 71	71	A	Georgia	73 66	131	N	Green Bay	83 58
24	H	LSU	64 60		42	N	Virginia	72 59	73	H	UT Martin	82 46	132	A	Louisiana	64 48
									76	N	South Fla.	86 61	144	H	Florida	93 47
									93	A	Vanderbilt	68 52	148	A	Missouri	79 64
													159	A	Jackson St.	92 53
													190	H	Southern Miss.	91 58
													201	H	Little Rock	89 50
													208	H	Murray St.	124 43
													234	N	San Francisco	73 38
													269	H	Ole Miss	80 39
LAST 10 Division I																
130	H	Auburn	78 73		148	A	Missouri	79 64								
269	H	Ole Miss	80 39		71	A	Georgia	73 66								
93	A	Vanderbilt	68 52		144	H	Florida	93 47								
2	A	South Carolina	79 81		201	H	Little Rock	89 50								
24	H	LSU	64 60		42	N	Virginia	72 59								

Non-Div I Games:

Mississippi St.

■ Loss,
 ■ Non-Conf, S Site,
 ■ Home
 ■ Away
 N Neutral

Average RPI Win:	350	WON-LOST	WINNING	LAST 10	STRENGTH OF	OPP. STRENGTH	TEAM	ADJ.	CONF.	ADJ CONF.
Average RPI Loss:	248	RECORD	PCT. RANK	GAMES	SCHEDULE	OF SCHEDULE	RPI	RPI	RPI	RPI
DIV. I ONLY	1- 17	346	0-10	349	344	351	351	31	31	
DIV. I NON-CONF.	1- 10	329	0-3	335	333	348	348	30	30	
TOTALS	RPI 1-25	RPI 26-50	W-L RECORDS	RPI 51-100	RPI 101-150	RPI 150+				
1- 17	0- 0	0- 0	OVERALL	0- 0	0- 1	1- 16				
1- 5	0- 0	0- 0	HOME	0- 0	0- 0	1- 5				
0- 11	0- 0	0- 0	AWAY	0- 0	0- 1	0- 10				
0- 1	0- 0	0- 0	NEUTRAL	0- 0	0- 0	0- 1				
1- 10	0- 0	0- 0	NON-CONFERENCE	0- 0	0- 0	1- 10				
1- 2	0- 0	0- 0	HOME	0- 0	0- 0	1- 2				
0- 7	0- 0	0- 0	AWAY	0- 0	0- 0	0- 7				
0- 1	0- 0	0- 0	NEUTRAL	0- 0	0- 0	0- 1				
0- 7	0- 0	0- 0	CONFERENCE	0- 0	0- 1	0- 6				
0- 3	0- 0	0- 0	HOME	0- 0	0- 0	0- 3				
0- 4	0- 0	0- 0	AWAY	0- 0	0- 1	0- 3				
0- 0	0- 0	0- 0	NEUTRAL	0- 0	0- 0	0- 0				

RPI 1-25				RPI 26-50				RPI 51-100				RPI 101+				Team's RPI: 351	
RPI	S	Opponent	Score	RPI	S	Opponent	Score	RPI	S	Opponent	Score	RPI	S	Opponent	Score		
												110	A	Texas Southern	58	88	
												169	A	North Ala.	60	86	
												176	H	Austin Peay	82	100	
												183	A	Memphis	54	91	
												190	A	Southern Miss.	80	84	
												205	A	Wyoming	22	95	
												208	H	Murray St.	66	72	
												246	H	Southern U.	54	84	
												269	A	Ole Miss	53	72	
												270	A	Colorado St.	46	65	
												277	A	Alabama A&M	48	68	
												298	N	Omaha	70	78	
												304	A	Prairie View	47	81	
												314	H	Ark.-Pine Bluff	77	80	
												318	H	Alcorn	67	81	
												328	A	Alabama St.	64	77	
												346	A	La.-Monroe	66	74	
												350	H	Florida A&M	71	70	
LAST 10 Division I																	
				304	A	Prairie View	47	81	328	A	Alabama St.	64	77				
				110	A	Texas Southern	58	88	314	H	Ark.-Pine Bluff	77	80				
				246	H	Southern U.	54	84	346	A	La.-Monroe	66	74				
				318	H	Alcorn	67	81	183	A	Memphis	54	91				
				277	A	Alabama A&M	48	68	270	A	Colorado St.	46	65				

Non-Div I Games:

Mississippi Val.

■ Loss, ■ Non-Conf, S Site, H Home A Away N Neutral

Average RPI Win: 185	WON-LOST	WINNING	LAST 10	STRENGTH OF	OPP. STRENGTH	TEAM	ADJ.	CONF.	ADJ CONF.
Average RPI Loss: 69	RECORD	PCT. RANK	GAMES	SCHEDULE	OF SCHEDULE	RPI	RPI	RPI	RPI
DIV. I ONLY	5- 16	300	2-8	4	73	148	148	4	4
DIV. I NON-CONF.	3- 10	282	0-2	36	104	223	223	5	5
TOTALS	RPI 1-25	RPI 26-50	W-L RECORDS	RPI 51-100	RPI 101-150	RPI 150+			
5- 16	1- 6	0- 2	OVERALL	1- 4	0- 2	3- 2			
4- 7	1- 4	0- 0	HOME	1- 2	0- 1	2- 0			
1- 7	0- 2	0- 2	AWAY	0- 1	0- 1	1- 1			
0- 2	0- 0	0- 0	NEUTRAL	0- 1	0- 0	0- 1			
3- 10	0- 2	0- 0	NON-CONFERENCE	1- 4	0- 2	2- 2			
3- 4	0- 1	0- 0	HOME	1- 2	0- 1	2- 0			
0- 4	0- 1	0- 0	AWAY	0- 1	0- 1	0- 1			
0- 2	0- 0	0- 0	NEUTRAL	0- 1	0- 0	0- 1			
2- 6	1- 4	0- 2	CONFERENCE	0- 0	0- 0	1- 0			
1- 3	1- 3	0- 0	HOME	0- 0	0- 0	0- 0			
1- 3	0- 1	0- 2	AWAY	0- 0	0- 0	1- 0			
0- 0	0- 0	0- 0	NEUTRAL	0- 0	0- 0	0- 0			

RPI 1-25				RPI 26-50				RPI 51-100				RPI 101+ Team's RPI: 148			
RPI	S	Opponent	Score	RPI	S	Opponent	Score	RPI	S	Opponent	Score	RPI	S	Opponent	Score
2	H	South Carolina	45 78	41	A	Arkansas	73 90	51	A	South Dakota	56 72	131	A	Green Bay	64 72
12	A	Missouri St.	72 79	49	A	Tennessee	66 77	52	H	UNI	73 78	145	H	Illinois	51 58
15	H	Mississippi St.	64 79					58	H	Nebraska	85 90	195	N	New Mexico	68 71
16	A	Texas A&M	53 72					60	N	North Carolina	69 82	212	H	Western Ill.	97 89
21	H	Princeton	33 68					99	H	Saint Louis	83 58	232	A	UMKC	56 59
22	H	Kentucky	47 62									269	A	Ole Miss	71 57
24	H	LSU	69 65									321	H	SIUE	68 51
LAST 10 Division I															
22	H	Kentucky	47 62	15	H	Mississippi St.	64 79								
16	A	Texas A&M	53 72	24	H	LSU	69 65								
269	A	Ole Miss	71 57	49	A	Tennessee	66 77								
2	H	South Carolina	45 78	145	H	Illinois	51 58								
41	A	Arkansas	73 90	21	H	Princeton	33 68								

Non-Div I Games:

Missouri

Average RPI Win: 132		WON-LOST	WINNING	LAST 10	STRENGTH OF	OPP. STRENGTH	TEAM	ADJ.	CONF.	ADJ CONF.
Average RPI Loss: 38		RECORD	PCT. RANK	GAMES	SCHEDULE	OF SCHEDULE	RPI	RPI	RPI	RPI
DIV. I ONLY		16- 3	23	8-2	31	64	12	12	7	7
DIV. I NON-CONF.		9- 2	38	1-1	14	10	4	4	7	7
TOTALS	RPI 1-25	RPI 26-50		W-L RECORDS		RPI 51-100	RPI 101-150	RPI 150+		
16- 3	0- 2	2- 0		OVERALL		4- 1	4- 0	6- 0		
8- 0	0- 0	1- 0		HOME		2- 0	2- 0	3- 0		
8- 3	0- 2	1- 0		AWAY		2- 1	2- 0	3- 0		
0- 0	0- 0	0- 0		NEUTRAL		0- 0	0- 0	0- 0		
9- 2	0- 2	1- 0		NON-CONFERENCE		2- 0	3- 0	3- 0		
5- 0	0- 0	0- 0		HOME		0- 0	2- 0	3- 0		
4- 2	0- 2	1- 0		AWAY		2- 0	1- 0	0- 0		
0- 0	0- 0	0- 0		NEUTRAL		0- 0	0- 0	0- 0		
7- 1	0- 0	1- 0		CONFERENCE		2- 1	1- 0	3- 0		
3- 0	0- 0	1- 0		HOME		2- 0	0- 0	0- 0		
4- 1	0- 0	0- 0		AWAY		0- 1	1- 0	3- 0		
0- 0	0- 0	0- 0		NEUTRAL		0- 0	0- 0	0- 0		

RPI 1-25				Team's RPI: 12	
RPI	S	Opponent	Score		
9	A	Gonzaga	52	64	
11	A	Oregon St.	69	80	

RPI 26-50				
RPI	S	Opponent	Score	
31	H	Drake	69	67
45	A	Oklahoma	96	90

RPI 51-100				
RPI	S	Opponent	Score	
51	A	South Dakota	74	66
52	H	UNI	80	66
54	H	Bradley	90	56
63	A	Minnesota	77	69
94	A	Southern Ill.	68	70

RPI 101+				
RPI	S	Opponent	Score	
109	A	Boise St.	72	69
112	A	Loyola Chicago	74	72
125	H	A&M-Corpus Christi	79	51
148	H	Missouri	79	72
160	H	Santa Clara	71	64
162	A	Valparaiso	81	68
166	H	Wichita St.	68	55
232	H	UMKC	83	58
278	A	Indiana St.	76	55
326	A	Evansville	81	55

LAST 10 Division I									
54	H	Bradley	90	56	31	H	Drake	69	67
326	A	Evansville	81	55	162	A	Valparaiso	81	68
278	A	Indiana St.	76	55	112	A	Loyola Chicago	74	72
94	A	Southern Ill.	68	70	9	A	Gonzaga	52	64
52	H	UNI	80	66	148	H	Missouri	79	72

Non-Div I Games:	William Jewell	111	39
------------------	----------------	-----	----

Missouri St.

Loss, Non-Conf, S Site, H Home A Away N Neutral

Average RPI Win: 271	WON-LOST	WINNING	LAST 10	STRENGTH OF	OPP. STRENGTH	TEAM	ADJ.	CONF.	ADJ CONF.
Average RPI Loss: 166	RECORD	PCT. RANK	GAMES	SCHEDULE	OF SCHEDULE	RPI	RPI	RPI	RPI
DIV. I ONLY	5- 14	292	2-8	236	226	290	290	24	24
DIV. I NON-CONF.	3- 6	235	1-0	118	189	185	185	25	25
TOTALS	RPI 1-25	RPI 26-50	W-L RECORDS	RPI 51-100	RPI 101-150	RPI 150+			
5- 14	0- 1	0- 1	OVERALL	0- 3	0- 2	5- 7			
2- 5	0- 0	0- 0	HOME	0- 1	0- 1	2- 3			
2- 9	0- 1	0- 1	AWAY	0- 2	0- 1	2- 4			
1- 0	0- 0	0- 0	NEUTRAL	0- 0	0- 0	1- 0			
3- 6	0- 1	0- 1	NON-CONFERENCE	0- 1	0- 2	3- 1			
1- 1	0- 0	0- 0	HOME	0- 0	0- 1	1- 0			
1- 5	0- 1	0- 1	AWAY	0- 1	0- 1	1- 1			
1- 0	0- 0	0- 0	NEUTRAL	0- 0	0- 0	1- 0			
2- 8	0- 0	0- 0	CONFERENCE	0- 2	0- 0	2- 6			
1- 4	0- 0	0- 0	HOME	0- 1	0- 0	1- 3			
1- 4	0- 0	0- 0	AWAY	0- 1	0- 0	1- 3			
0- 0	0- 0	0- 0	NEUTRAL	0- 0	0- 0	0- 0			

RPI 1-25				RPI 26-50				RPI 51-100				RPI 101+ Team's RPI: 290			
RPI	S	Opponent	Score	RPI	S	Opponent	Score	RPI	S	Opponent	Score	RPI	S	Opponent	Score
21	A	Princeton	40 52	26	A	Arizona	34 86	65	A	Bucknell	37 71	132	A	San Diego	49 57
								83	A	Marist	66 76	138	H	Providence	52 68
								83	H	Marist	53 74	175	A	Quinnipiac	53 60
												184	H	Lafayette	52 44
												206	A	Fairfield	38 49
												214	H	Manhattan	62 60
												222	H	Iona	33 36
												252	H	Niagara	70 73
												285	A	Loyola Maryland	48 64
												300	A	Siena	39 51
												306	A	Albany (NY)	53 41
												315	N	Purdue Fort Wayne	60 46
												336	A	Saint Peter's	81 67
												338	H	Canisius	62 71
LAST 10 Division I															
				83	H	Marist	53 74	222	H	Iona	33 36				
				300	A	Siena	39 51	206	A	Fairfield	38 49				
				252	H	Niagara	70 73	338	H	Canisius	62 71				
				175	A	Quinnipiac	53 60	83	A	Marist	66 76				
				336	A	Saint Peter's	81 67	306	A	Albany (NY)	53 41				

Non-Div I Games:

Monmouth

Montana

Through Games Of Jan. 31, 2020

Average RPI Win:	257	WON-LOST	WINNING	LAST 10	STRENGTH OF	OPP. STRENGTH	TEAM	ADJ.	CONF.	ADJ CONF.
Average RPI Loss:	133	RECORD	PCT. RANK	GAMES	SCHEDULE	OF SCHEDULE	RPI	RPI	RPI	RPI
DIV. I ONLY	9- 8	158	6-4	156	306	180	180	19	19	
DIV. I NON-CONF.	3- 4	201	0	21	317	110	110	17	17	
TOTALS	RPI 1-25	RPI 26-50	W-L RECORDS	RPI 51-100	RPI 101-150	RPI 150+				
9- 8	0- 0	0- 1	OVERALL	0- 3	0- 0	9- 4				
5- 4	0- 0	0- 1	HOME	0- 1	0- 0	5- 2				
4- 3	0- 0	0- 0	AWAY	0- 2	0- 0	4- 1				
0- 1	0- 0	0- 0	NEUTRAL	0- 0	0- 0	0- 1				
3- 4	0- 0	0- 1	NON-CONFERENCE	0- 2	0- 0	3- 1				
1- 2	0- 0	0- 1	HOME	0- 1	0- 0	1- 0				
2- 1	0- 0	0- 0	AWAY	0- 1	0- 0	2- 0				
0- 1	0- 0	0- 0	NEUTRAL	0- 0	0- 0	0- 1				
6- 4	0- 0	0- 0	CONFERENCE	0- 1	0- 0	6- 3				
4- 2	0- 0	0- 0	HOME	0- 0	0- 0	4- 2				
2- 2	0- 0	0- 0	AWAY	0- 1	0- 0	2- 1				
0- 0	0- 0	0- 0	NEUTRAL	0- 0	0- 0	0- 0				

RPI S	Opponent	Score	RPI S	Opponent	Score	RPI S	Opponent	Score	RPI S	Opponent	Score	Team's RPI: 180
26	H Arizona	42 77	51	A South Dakota	64 96	160	N Santa Clara	58 68				
			82	H Fresno St.	63 76	191	A Portland St.	65 78				
			92	A Idaho	51 52	191	H Portland St.	62 55				
						193	A Northern Ariz.	79 71				
						207	H Southern Utah	81 74				
						226	H Northern Colo.	58 67				
						235	A Cal St. Fullerton	71 69				
						239	H Idaho St.	53 67				
						249	H Grand Canyon	72 67				
						295	H Eastern Wash.	92 54				
						305	H Weber St.	85 57				
						316	A Sacramento St.	64 60				
						323	A Utah Valley	63 52				
LAST 10 Division I												
191	H Portland St.	62 55	295	H Eastern Wash.	92 54							
305	H Weber St.	85 57	226	H Northern Colo.	58 67							
239	H Idaho St.	53 67	207	H Southern Utah	81 74							
92	A Idaho	51 52	316	A Sacramento St.	64 60							
191	A Portland St.	65 78	193	A Northern Ariz.	79 71							

Non-Div I Games: Mont. St.-Northern 98 45 Mont. St. Billings 70 53

Montana

Loss, Non-Conf, S Site, H Home A Away N Neutral

Average RPI Win:	249	WON-LOST	WINNING	LAST 10	STRENGTH OF	OPP. STRENGTH	TEAM	ADJ.	CONF.	ADJ CONF.
Average RPI Loss:	70	RECORD	PCT. RANK	GAMES	SCHEDULE	OF SCHEDULE	RPI	RPI	RPI	RPI
DIV. I ONLY	10- 6	103	8-2	144	201	115	115	19	19	
DIV. I NON-CONF.	2- 5	259	0-1	16	90	129	129	17	17	
TOTALS	RPI 1-25	RPI 26-50	W-L RECORDS	RPI 51-100	RPI 101-150	RPI 150+				
10- 6	0- 2	0- 0	OVERALL	0- 3	0- 0	10- 1				
5- 2	0- 1	0- 0	HOME	0- 1	0- 0	5- 0				
5- 2	0- 0	0- 0	AWAY	0- 2	0- 0	5- 0				
0- 2	0- 1	0- 0	NEUTRAL	0- 0	0- 0	0- 1				
2- 5	0- 2	0- 0	NON-CONFERENCE	0- 2	0- 0	2- 1				
1- 1	0- 1	0- 0	HOME	0- 0	0- 0	1- 0				
1- 2	0- 0	0- 0	AWAY	0- 2	0- 0	1- 0				
0- 2	0- 1	0- 0	NEUTRAL	0- 0	0- 0	0- 1				
8- 1	0- 0	0- 0	CONFERENCE	0- 1	0- 0	8- 0				
4- 1	0- 0	0- 0	HOME	0- 1	0- 0	4- 0				
4- 0	0- 0	0- 0	AWAY	0- 0	0- 0	4- 0				
0- 0	0- 0	0- 0	NEUTRAL	0- 0	0- 0	0- 0				

RPI 1-25				RPI 26-50				RPI 51-100				RPI 101+ Team's RPI: 115			
RPI	S	Opponent	Score	RPI	S	Opponent	Score	RPI	S	Opponent	Score	RPI	S	Opponent	Score
9	H	Gonzaga	55 70					63	A	Minnesota	60 71	166	N	Wichita St.	64 66
16	N	Texas A&M	67 78					74	A	South Dakota St.	50 60	185	H	UC Davis	77 65
								92	H	Idaho	68 69	191	A	Portland St.	73 62
												193	A	Northern Ariz.	72 64
												207	H	Southern Utah	91 65
												226	H	Northern Colo.	91 58
												239	H	Idaho St.	67 59
												295	A	Eastern Wash.	89 85
												305	H	Weber St.	81 52
												316	A	Sacramento St.	85 48
												329	A	Seattle U	73 65
LAST 10 Division I															
239	H	Idaho St.	67 59	207	H	Southern Utah	91 65								
305	H	Weber St.	81 52	226	H	Northern Colo.	91 58								
295	A	Eastern Wash.	89 85	193	A	Northern Ariz.	72 64								
191	A	Portland St.	73 62	316	A	Sacramento St.	85 48								
92	H	Idaho	68 69	16	N	Texas A&M	67 78								

Non-Div I Games: Carroll (MT) 67 33 Mont. St.-Northern 93 34

Montana St.

Loss, Non-Conf, S Site, H Home A Away N Neutral

Average RPI Win:	296	WON-LOST	WINNING	LAST 10	STRENGTH OF	OPP. STRENGTH	TEAM	ADJ.	CONF.	ADJ CONF.
Average RPI Loss:	134	RECORD	PCT. RANK	GAMES	SCHEDULE	OF SCHEDULE	RPI	RPI	RPI	RPI
DIV. I ONLY	6- 13	267	4-6	138	301	254	254	20	20	
DIV. I NON-CONF.	2- 8	295	0-1	83	165	260	260	24	24	
TOTALS	RPI 1-25	RPI 26-50	W-L RECORDS	RPI 51-100	RPI 101-150	RPI 150+				
6- 13	0- 2	0- 0	OVERALL	0- 2	0- 3	6- 6				
4- 5	0- 0	0- 0	HOME	0- 0	0- 2	4- 3				
2- 8	0- 2	0- 0	AWAY	0- 2	0- 1	2- 3				
0- 0	0- 0	0- 0	NEUTRAL	0- 0	0- 0	0- 0				
2- 8	0- 2	0- 0	NON-CONFERENCE	0- 1	0- 2	2- 3				
2- 2	0- 0	0- 0	HOME	0- 0	0- 1	2- 1				
0- 6	0- 2	0- 0	AWAY	0- 1	0- 1	0- 2				
0- 0	0- 0	0- 0	NEUTRAL	0- 0	0- 0	0- 0				
4- 5	0- 0	0- 0	CONFERENCE	0- 1	0- 1	4- 3				
2- 3	0- 0	0- 0	HOME	0- 0	0- 1	2- 2				
2- 2	0- 0	0- 0	AWAY	0- 1	0- 0	2- 1				
0- 0	0- 0	0- 0	NEUTRAL	0- 0	0- 0	0- 0				

RPI 1-25				RPI 26-50				RPI 51-100				RPI 101+ Team's RPI: 254			
RPI	S	Opponent	Score	RPI	S	Opponent	Score	RPI	S	Opponent	Score	RPI	S	Opponent	Score
5	A	Baylor	47 94					56	A	Belmont	62 71	102	A	Michigan St.	48 93
22	A	Kentucky	54 79					84	A	Dayton	41 58	137	H	N.C. A&T	56 74
												147	H	Southeast Mo. St.	61 67
												154	A	Tennessee Tech	75 82
												154	H	Tennessee Tech	55 75
												162	A	Valparaiso	53 55
												204	A	Bowling Green	65 79
												237	H	Radford	73 62
												247	H	Saint Francis (PA)	65 54
												251	H	Eastern Ill.	51 57
												258	H	Stetson	55 58
												313	A	Jacksonville St.	69 55
												313	H	Jacksonville St.	67 48
												321	H	SIUE	75 69
												343	A	Tennessee St.	84 47
LAST 10 Division I															
147	H	Southeast Mo. St.	61 67	251	H	Eastern Ill.	51 57								
313	A	Jacksonville St.	69 55	321	H	SIUE	75 69								
154	A	Tennessee Tech	75 82	154	H	Tennessee Tech	55 75								
56	A	Belmont	62 71	313	H	Jacksonville St.	67 48								
343	A	Tennessee St.	84 47	5	A	Baylor	47 94								

Non-Div I Games: Asbury 107 55 Midway 107 55

Morehead St.

Loss, Non-Conf, S Site, H Home A Away N Neutral

Average RPI Win:	288	WON-LOST	WINNING	LAST 10	STRENGTH OF	OPP. STRENGTH	TEAM	ADJ.	CONF.	ADJ CONF.
Average RPI Loss:	189	RECORD	PCT. RANK	GAMES	SCHEDULE	OF SCHEDULE	RPI	RPI	RPI	RPI
DIV. I ONLY	8- 11	219	6-4	330	302	265	265	30	30	
DIV. I NON-CONF.	2- 9	304	0-2	266	249	312	312	31	31	
TOTALS	RPI 1-25	RPI 26-50	W-L RECORDS	RPI 51-100	RPI 101-150	RPI 150+				
8- 11	0- 0	0- 2	OVERALL	0- 2	1- 0	7- 7				
4- 0	0- 0	0- 0	HOME	0- 0	1- 0	3- 0				
4- 9	0- 0	0- 2	AWAY	0- 1	0- 0	4- 6				
0- 2	0- 0	0- 0	NEUTRAL	0- 1	0- 0	0- 1				
2- 9	0- 0	0- 2	NON-CONFERENCE	0- 2	0- 0	2- 5				
1- 0	0- 0	0- 0	HOME	0- 0	0- 0	1- 0				
1- 7	0- 0	0- 2	AWAY	0- 1	0- 0	1- 4				
0- 2	0- 0	0- 0	NEUTRAL	0- 1	0- 0	0- 1				
6- 2	0- 0	0- 0	CONFERENCE	0- 0	1- 0	5- 2				
3- 0	0- 0	0- 0	HOME	0- 0	1- 0	2- 0				
3- 2	0- 0	0- 0	AWAY	0- 0	0- 0	3- 2				
0- 0	0- 0	0- 0	NEUTRAL	0- 0	0- 0	0- 0				

RPI 1-25				RPI 26-50				RPI 51-100				RPI 101+				Team's RPI: 265	
RPI	S	Opponent	Score	RPI	S	Opponent	Score	RPI	S	Opponent	Score	RPI	S	Opponent	Score		
				36	A	Marquette	48 70	58	A	Nebraska	55 78	137	H	N.C. A&T	42 38		
				47	A	Michigan	48 80	85	N	Stony Brook	56 63	151	A	Bethune-Cookman	65 74		
												202	N	Akron	45 52		
												242	H	Howard	74 67		
												256	A	Delaware St.	61 69		
												267	A	Marshall	57 52		
												291	H	Texas St.	72 62		
												298	A	Omaha	64 70		
												303	A	UMBC	63 65		
												307	A	Hofstra	39 51		
												324	A	UMES	55 44		
												336	A	Saint Peter's	77 78		
												342	A	Coppin St.	47 42		
												349	H	South Carolina St.	77 47		
												350	A	Florida A&M	59 47		
LAST 10 Division I																	
				324	A	UMES	55 44	350	A	Florida A&M	59 47						
				342	A	Coppin St.	47 42	349	H	South Carolina St.	77 47						
				137	H	N.C. A&T	42 38	256	A	Delaware St.	61 69						
				242	H	Howard	74 67	202	N	Akron	45 52						
				151	A	Bethune-Cookman	65 74	85	N	Stony Brook	56 63						

Non-Div I Games: Washington Adventis84 52 Notre Dame (MD) 113 34

Morgan St.

Loss, Non-Conf, S Site, H Home A Away N Neutral

Average RPI Win:	281	WON-LOST	WINNING	LAST 10	STRENGTH OF	OPP. STRENGTH	TEAM	ADJ.	CONF.	ADJ CONF.
Average RPI Loss:	152	RECORD	PCT. RANK	GAMES	SCHEDULE	OF SCHEDULE	RPI	RPI	RPI	RPI
DIV. I ONLY	9- 9	171	6-4	305	225	243	243	29	29	
DIV. I NON-CONF.	4- 7	225	1-2	156	119	201	201	29	29	
TOTALS	RPI 1-25	RPI 26-50	W-L RECORDS	RPI 51-100	RPI 101-150	RPI 150+				
9- 9	0- 2	0- 1	OVERALL	0- 0	1- 1	8- 5				
6- 2	0- 0	0- 0	HOME	0- 0	0- 1	6- 1				
2- 6	0- 2	0- 1	AWAY	0- 0	0- 0	2- 3				
1- 1	0- 0	0- 0	NEUTRAL	0- 0	1- 0	0- 1				
4- 7	0- 2	0- 1	NON-CONFERENCE	0- 0	1- 1	3- 3				
2- 1	0- 0	0- 0	HOME	0- 0	0- 1	2- 0				
1- 5	0- 2	0- 1	AWAY	0- 0	0- 0	1- 2				
1- 1	0- 0	0- 0	NEUTRAL	0- 0	1- 0	0- 1				
5- 2	0- 0	0- 0	CONFERENCE	0- 0	0- 0	5- 2				
4- 1	0- 0	0- 0	HOME	0- 0	0- 0	4- 1				
1- 1	0- 0	0- 0	AWAY	0- 0	0- 0	1- 1				
0- 0	0- 0	0- 0	NEUTRAL	0- 0	0- 0	0- 0				

RPI 1-25				RPI 26-50				RPI 51-100				RPI 101+ Team's RPI: 243			
RPI	S	Opponent	Score	RPI	S	Opponent	Score	RPI	S	Opponent	Score	RPI	S	Opponent	Score
13	A	Indiana	52 75	30	A	Old Dominion	34 85					118	N	Richmond	75 67
22	A	Kentucky	44 67									142	H	Lehigh	65 66
												170	A	Merrimack	55 76
												174	A	Towson	57 73
												181	N	Hampton	60 68
												237	A	Radford	75 58
												274	H	Wagner	78 63
												285	H	Loyola Maryland	81 75
												303	H	UMBC	71 61
												309	H	St. Francis Brooklyn	69 60
												311	A	Bryant	76 70
												311	H	Bryant	67 72
												324	A	UMES	76 78
												344	H	Central Conn. St.	72 64
												347	H	LIU Brooklyn	75 57
LAST 10 Division I															
311	H	Bryant	67 72	347	H	LIU Brooklyn	75 57								
309	H	St. Francis Brooklyn	69 60	274	H	Wagner	78 63								
344	H	Central Conn. St.	72 64	30	A	Old Dominion	34 85								
170	A	Merrimack	55 76	118	N	Richmond	75 67								
311	A	Bryant	76 70	181	N	Hampton	60 68								

Non-Div I Games: Frostburg St. 94 40

Mt. St. Mary's

Loss, Non-Conf, S Site, H Home A Away N Neutral

Average RPI Win:	271	WON-LOST	WINNING	LAST 10	STRENGTH OF	OPP. STRENGTH	TEAM	ADJ.	CONF.	ADJ CONF.
Average RPI Loss:	110	RECORD	PCT. RANK	GAMES	SCHEDULE	OF SCHEDULE	RPI	RPI	RPI	RPI
DIV. I ONLY	8- 10	210	3-7	203	234	208	208	20	20	
DIV. I NON-CONF.	5- 4	140	0-1	295	132	174	174	24	24	
TOTALS	RPI 1-25	RPI 26-50	W-L RECORDS	RPI 51-100	RPI 101-150	RPI 150+				
8- 10	0- 2	0- 0	OVERALL	0- 4	1- 1	7- 3				
5- 3	0- 0	0- 0	HOME	0- 2	1- 0	4- 1				
3- 7	0- 2	0- 0	AWAY	0- 2	0- 1	3- 2				
0- 0	0- 0	0- 0	NEUTRAL	0- 0	0- 0	0- 0				
5- 4	0- 2	0- 0	NON-CONFERENCE	0- 1	0- 0	5- 1				
2- 1	0- 0	0- 0	HOME	0- 0	0- 0	2- 1				
3- 3	0- 2	0- 0	AWAY	0- 1	0- 0	3- 0				
0- 0	0- 0	0- 0	NEUTRAL	0- 0	0- 0	0- 0				
3- 6	0- 0	0- 0	CONFERENCE	0- 3	1- 1	2- 2				
3- 2	0- 0	0- 0	HOME	0- 2	1- 0	2- 0				
0- 4	0- 0	0- 0	AWAY	0- 1	0- 1	0- 2				
0- 0	0- 0	0- 0	NEUTRAL	0- 0	0- 0	0- 0				

RPI 1-25				RPI 26-50				RPI 51-100				RPI 101+ Team's RPI: 208			
RPI	S	Opponent	Score	RPI	S	Opponent	Score	RPI	S	Opponent	Score	RPI	S	Opponent	Score
3	A	Louisville	40 76					56	H	Belmont	56 86	147	A	Southeast Mo. St.	73 88
15	A	Mississippi St.	43 124					73	A	UT Martin	56 98	147	H	Southeast Mo. St.	70 62
								73	H	UT Martin	64 89	154	A	Tennessee Tech	72 77
								94	A	Southern Ill.	66 76	168	H	Samford	56 84
												211	H	Arkansas St.	77 62
												251	H	Eastern Ill.	92 87
												260	A	Lipscomb	67 57
												278	H	Indiana St.	70 62
												313	A	Jacksonville St.	51 68
												326	A	Evansville	61 59
												343	H	Tennessee St.	100 62
												351	A	Mississippi Val.	72 66
LAST 10 Division I															
251	H	Eastern Ill.	92 87	154	A	Tennessee Tech	72 77								
343	H	Tennessee St.	100 62	313	A	Jacksonville St.	51 68								
56	H	Belmont	56 86	147	H	Southeast Mo. St.	70 62								
147	A	Southeast Mo. St.	73 88	73	H	UT Martin	64 89								
73	A	UT Martin	56 98	168	H	Samford	56 84								

Non-Div I Games: Cumberland (TN) 93 60 Christian Bros. 95 59

Murray St.

■ Loss,
 ■ Non-Conf, S Site,
 ■ Home
 ■ Away
 N Neutral

Average RPI Win:	240	WON-LOST	WINNING	LAST 10	STRENGTH OF	OPP. STRENGTH	TEAM	ADJ.	CONF.	ADJ CONF.
Average RPI Loss:	128	RECORD	PCT. RANK	GAMES	SCHEDULE	OF SCHEDULE	RPI	RPI	RPI	RPI
DIV. I ONLY	11- 6	90	7-3	286	136	137	137	30	30	
DIV. I NON-CONF.	6- 4	123	2-1	116	42	62	62	31	31	
TOTALS	RPI 1-25	RPI 26-50	W-L RECORDS	RPI 51-100	RPI 101-150	RPI 150+				
11- 6	0- 1	0- 0	OVERALL	0- 2	2- 0	9- 3				
4- 1	0- 0	0- 0	HOME	0- 0	1- 0	3- 1				
6- 4	0- 1	0- 0	AWAY	0- 1	1- 0	5- 2				
1- 1	0- 0	0- 0	NEUTRAL	0- 1	0- 0	1- 0				
6- 4	0- 1	0- 0	NON-CONFERENCE	0- 2	2- 0	4- 1				
2- 0	0- 0	0- 0	HOME	0- 0	1- 0	1- 0				
3- 3	0- 1	0- 0	AWAY	0- 1	1- 0	2- 1				
1- 1	0- 0	0- 0	NEUTRAL	0- 1	0- 0	1- 0				
5- 2	0- 0	0- 0	CONFERENCE	0- 0	0- 0	5- 2				
2- 1	0- 0	0- 0	HOME	0- 0	0- 0	2- 1				
3- 1	0- 0	0- 0	AWAY	0- 0	0- 0	3- 1				
0- 0	0- 0	0- 0	NEUTRAL	0- 0	0- 0	0- 0				

RPI 1-25				RPI 26-50				RPI 51-100				RPI 101+ Team's RPI: 137			
RPI	S	Opponent	Score	RPI	S	Opponent	Score	RPI	S	Opponent	Score	RPI	S	Opponent	Score
17	A	NC State	44 80					59	N	Miami (FL)	67 68	104	A	VCU	69 58
								71	A	Georgia	54 72	134	H	UNC Greensboro	57 48
												151	H	Bethune-Cookman	58 69
												171	A	Clemson	82 74
												202	A	Akron	52 64
												211	N	Arkansas St.	55 50
												240	H	ETSU	80 69
												254	A	Morehead St.	74 56
												256	A	Delaware St.	69 45
												256	H	Delaware St.	58 53
												265	A	Morgan St.	38 42
												324	A	UMES	67 31
												342	A	Coppin St.	84 38
												350	H	Florida A&M	71 44
LAST 10 Division I															
256	H	Delaware St.	58 53	324	A	UMES	67 31								
151	H	Bethune-Cookman	58 69	350	H	Florida A&M	71 44								
265	A	Morgan St.	38 42	104	A	VCU	69 58								
342	A	Coppin St.	84 38	171	A	Clemson	82 74								
256	A	Delaware St.	69 45	202	A	Akron	52 64								

Non-Div I Games: Saint Augustine's 75 44 Johnson & Wales (NC121 61

N.C. A&T

Loss, Non-Conf, S Site, H Home A Away N Neutral

N.C. Central

Through Games Of Jan. 31, 2020

Average RPI Win:	294	WON-LOST	WINNING	LAST 10	STRENGTH OF	OPP. STRENGTH	TEAM	ADJ.	CONF.	ADJ CONF.
Average RPI Loss:	196	RECORD	PCT. RANK	GAMES	SCHEDULE	OF SCHEDULE	RPI	RPI	RPI	RPI
DIV. I ONLY	4- 13	302	3-7	332	238	322	322	30	30	
DIV. I NON-CONF.	2- 9	304	1-3	215	217	303	303	31	31	
TOTALS	RPI 1-25	RPI 26-50	W-L RECORDS	RPI 51-100	RPI 101-150	RPI 150+				
4- 13	0- 1	0- 0	OVERALL	0- 1	1- 1	3- 10				
2- 4	0- 0	0- 0	HOME	0- 0	1- 0	1- 4				
2- 8	0- 1	0- 0	AWAY	0- 1	0- 1	2- 5				
0- 1	0- 0	0- 0	NEUTRAL	0- 0	0- 0	0- 1				
2- 9	0- 1	0- 0	NON-CONFERENCE	0- 1	1- 1	1- 6				
1- 3	0- 0	0- 0	HOME	0- 0	1- 0	0- 3				
1- 5	0- 1	0- 0	AWAY	0- 1	0- 1	1- 2				
0- 1	0- 0	0- 0	NEUTRAL	0- 0	0- 0	0- 1				
2- 4	0- 0	0- 0	CONFERENCE	0- 0	0- 0	2- 4				
1- 1	0- 0	0- 0	HOME	0- 0	0- 0	1- 1				
1- 3	0- 0	0- 0	AWAY	0- 0	0- 0	1- 3				
0- 0	0- 0	0- 0	NEUTRAL	0- 0	0- 0	0- 0				

RPI 1-25				RPI 26-50				RPI 51-100				RPI 101+ Team's RPI: 322			
RPI	S	Opponent	Score	RPI	S	Opponent	Score	RPI	S	Opponent	Score	RPI	S	Opponent	Score
6	A	Iowa	50 102					60	A	North Carolina	53 92	129	H	Campbell	67 64
												139	A	California	69 90
												151	A	Bethune-Cookman	52 73
												155	A	CSU Bakersfield	71 80
												187	N	Penn St.	68 92
												213	H	High Point	58 78
												248	A	Col. of Charleston	78 85
												256	A	Delaware St.	54 64
												256	H	Delaware St.	60 64
												257	H	Winthrop	46 56
												292	H	FIU	58 59
												324	A	UMES	63 65
												347	A	LIU Brooklyn	61 59
												350	A	Florida A&M	71 70
												350	H	Florida A&M	66 57
LAST 10 Division I															
256	H	Delaware St.	60 64	350	H	Florida A&M	66 57								
350	A	Florida A&M	71 70	347	A	LIU Brooklyn	61 59								
151	A	Bethune-Cookman	52 73	6	A	Iowa	50 102								
324	A	UMES	63 65	60	A	North Carolina	53 92								
256	A	Delaware St.	54 64	292	H	FIU	58 59								

Non-Div I Games: Washington Adventis83 48 Lincoln (PA) 53 68

N.C. Central

N
C
S
t
a
t
e

NC State				Through Games Of Jan. 31, 2020						
Average RPI Win:	138	WON-LOST	WINNING	LAST 10	STRENGTH OF	OPP. STRENGTH	TEAM	ADJ.	CONF.	ADJ CONF.
Average RPI Loss:	60	RECORD	PCT. RANK	GAMES	SCHEDULE	OF SCHEDULE	RPI	RPI	RPI	RPI
DIV. I ONLY		20- 1	3	9-1	121	21	17	17	5	5
DIV. I NON-CONF.		11- 0	1	0	195	45	19	19	3	3
<hr/>										
TOTALS	RPI 1-25	RPI 26-50		W-L RECORDS	RPI 51-100		RPI 101-150		RPI 150+	
20- 1	2- 0	3- 0		OVERALL	3- 1		2- 0		10- 0	
12- 0	2- 0	2- 0		HOME	2- 0		1- 0		5- 0	
6- 1	0- 0	0- 0		AWAY	1- 1		1- 0		4- 0	
2- 0	0- 0	1- 0		NEUTRAL	0- 0		0- 0		1- 0	
<hr/>										
11- 0	1- 0	1- 0		NON-CONFERENCE	0- 0		1- 0		8- 0	
7- 0	1- 0	0- 0		HOME	0- 0		1- 0		5- 0	
2- 0	0- 0	0- 0		AWAY	0- 0		0- 0		2- 0	
2- 0	0- 0	1- 0		NEUTRAL	0- 0		0- 0		1- 0	
<hr/>										
9- 1	1- 0	2- 0		CONFERENCE	3- 1		1- 0		2- 0	
5- 0	1- 0	2- 0		HOME	2- 0		0- 0		0- 0	
4- 1	0- 0	0- 0		AWAY	1- 1		1- 0		2- 0	
0- 0	0- 0	0- 0		NEUTRAL	0- 0		0- 0		0- 0	
<hr/>										
RPI 1-25		Team's RPI: 17		RPI 26-50		RPI 51-100		RPI 101+		
RPI S	Opponent	Score		RPI S	Opponent	Score		RPI S	Opponent	Score
6	H Maryland	66 59		34	N Texas	84 73		60	A North Carolina	60 66
23	H Florida St.	68 51		35	H Virginia Tech	76 69		60	H North Carolina	76 68
				42	H Virginia	80 60		66	A Boston College	72 54
								90	H Wake Forest	59 45

N
C
S
t
a
t
e

Non-Div I Games:

NC State

Average RPI Win:	330	WON-LOST	WINNING	LAST 10	STRENGTH OF	OPP. STRENGTH	TEAM	ADJ.	CONF.	ADJ CONF.
Average RPI Loss:	184	RECORD	PCT. RANK	GAMES	SCHEDULE	OF SCHEDULE	RPI	RPI	RPI	RPI
DIV. I ONLY	3- 17	329	0-10	273	290	332	332	16	16	
DIV. I NON-CONF.	3- 10	282	0-3	294	341	327	327	16	16	
TOTALS	RPI 1-25	RPI 26-50	W-L RECORDS	RPI 51-100	RPI 101-150	RPI 150+				
3- 17	0- 0	0- 2	OVERALL	0- 2	0- 3	3- 10				
2- 6	0- 0	0- 0	HOME	0- 1	0- 2	2- 3				
1- 11	0- 0	0- 2	AWAY	0- 1	0- 1	1- 7				
0- 0	0- 0	0- 0	NEUTRAL	0- 0	0- 0	0- 0				
3- 10	0- 0	0- 1	NON-CONFERENCE	0- 1	0- 2	3- 6				
2- 3	0- 0	0- 0	HOME	0- 1	0- 1	2- 1				
1- 7	0- 0	0- 1	AWAY	0- 0	0- 1	1- 5				
0- 0	0- 0	0- 0	NEUTRAL	0- 0	0- 0	0- 0				
0- 7	0- 0	0- 1	CONFERENCE	0- 1	0- 1	0- 4				
0- 3	0- 0	0- 0	HOME	0- 0	0- 1	0- 2				
0- 4	0- 0	0- 1	AWAY	0- 1	0- 0	0- 2				
0- 0	0- 0	0- 0	NEUTRAL	0- 0	0- 0	0- 0				

RPI 1-25			RPI 26-50			RPI 51-100			RPI 101+			Team's RPI: 332
RPI	S	Opponent	Score	RPI	S	Opponent	Score	RPI	S	Opponent	Score	
33	A	FGCU	39 82	78	A	North Florida	48 71	113	H	Liberty	53 67	
50	A	Colorado	57 80	91	H	Colgate	52 79	114	H	Penn	51 85	
								140	A	Cornell	44 68	
								173	A	Columbia	43 99	
								186	A	Binghamton	40 75	
								203	A	Jacksonville	67 88	
								215	H	Kennesaw St.	64 77	
								258	A	Stetson	49 72	
								260	H	Lipscomb	57 65	
								274	A	Wagner	59 61	
								297	A	Vermont	59 65	
								308	A	Air Force	48 68	
								309	H	St. Francis Brooklyn	88 69	
								331	H	Fairleigh Dickinson	59 68	
								336	H	Saint Peter's	76 73	
								345	A	Hartford	61 52	
LAST 10 Division I												
258	A	Stetson	49 72	78	A	North Florida	48 71					
33	A	FGCU	39 82	113	H	Liberty	53 67					
260	H	Lipscomb	57 65	186	A	Binghamton	40 75					
215	H	Kennesaw St.	64 77	173	A	Columbia	43 99					
203	A	Jacksonville	67 88	297	A	Vermont	59 65					

Non-Div I Games:

NJIT

■ Loss,
 ■ Non-Conf,
 ■ S Site,
 ■ H Home
 ■ A Away
 N Neutral

Average RPI Win: 228	WON-LOST	WINNING	LAST 10	STRENGTH OF	OPP. STRENGTH	TEAM	ADJ.	CONF.	ADJ CONF.
Average RPI Loss: 160	RECORD	PCT. RANK	GAMES	SCHEDULE	OF SCHEDULE	RPI	RPI	RPI	RPI
DIV. I ONLY	6- 13	267	2-8	201	212	275	275	15	15
DIV. I NON-CONF.	4- 6	212	0-1	316	209	282	282	15	15
TOTALS	RPI 1-25	RPI 26-50	W-L RECORDS	RPI 51-100	RPI 101-150	RPI 150+			
6- 13	0- 0	0- 0	OVERALL	0- 3	0- 4	6- 6			
5- 4	0- 0	0- 0	HOME	0- 1	0- 2	5- 1			
1- 9	0- 0	0- 0	AWAY	0- 2	0- 2	1- 5			
0- 0	0- 0	0- 0	NEUTRAL	0- 0	0- 0	0- 0			
4- 6	0- 0	0- 0	NON-CONFERENCE	0- 1	0- 0	4- 5			
3- 1	0- 0	0- 0	HOME	0- 0	0- 0	3- 1			
1- 5	0- 0	0- 0	AWAY	0- 1	0- 0	1- 4			
0- 0	0- 0	0- 0	NEUTRAL	0- 0	0- 0	0- 0			
2- 7	0- 0	0- 0	CONFERENCE	0- 2	0- 4	2- 1			
2- 3	0- 0	0- 0	HOME	0- 1	0- 2	2- 0			
0- 4	0- 0	0- 0	AWAY	0- 1	0- 2	0- 1			
0- 0	0- 0	0- 0	NEUTRAL	0- 0	0- 0	0- 0			

RPI S	Opponent	Score	RPI S	Opponent	Score	RPI S	Opponent	Score	RPI S	Opponent	Score	Team's RPI: 275
						60	A North Carolina	40 80	116	A Holy Cross	43 57	
						65	H Bucknell	34 61	116	H Holy Cross	49 58	
						91	A Colgate	55 80	142	A Lehigh	40 70	
									142	H Lehigh	53 60	
									171	A Clemson	65 52	
									184	A Lafayette	52 79	
									189	H Boston U.	46 41	
									198	H La Salle	61 46	
									199	A Saint Joseph's	40 49	
									206	A Fairfield	52 66	
									215	H Kennesaw St.	82 62	
									221	H George Mason	58 67	
									244	A Maine	41 46	
									289	H Army West Point	57 45	
									297	A Vermont	56 64	
									308	H Air Force	67 59	
LAST 10 Division I												
			116	A Holy Cross	43 57	91	A Colgate	55 80				
			289	H Army West Point	57 45	65	H Bucknell	34 61				
			189	H Boston U.	46 41	116	H Holy Cross	49 58				
			184	A Lafayette	52 79	142	A Lehigh	40 70				
			142	H Lehigh	53 60	199	A Saint Joseph's	40 49				

Non-Div I Games: Stevenson 70 36

Navy

■ Loss,
 ■ Non-Conf,
 ■ S Site,
 ■ H Home
 ■ A Away
 N Neutral

Nebraska

Through Games Of Jan. 31, 2020

Average RPI Win:	164	WON-LOST	WINNING	LAST 10	STRENGTH OF	OPP. STRENGTH	TEAM	ADJ.	CONF.	ADJ CONF.
Average RPI Loss:	45	RECORD	PCT. RANK	GAMES	SCHEDULE	OF SCHEDULE	RPI	RPI	RPI	RPI
DIV. I ONLY	15- 6	52	5-5	90	48	58	58	2	2	
DIV. I NON-CONF.	10- 1	19	0	280	147	91	91	2	2	
TOTALS	RPI 1-25	RPI 26-50	W-L RECORDS	RPI 51-100	RPI 101-150	RPI 150+				
15- 6	1- 1	2- 3	OVERALL	2- 1	3- 1	7- 0				
11- 2	1- 0	2- 2	HOME	1- 0	1- 0	6- 0				
2- 4	0- 1	0- 1	AWAY	0- 1	2- 1	0- 0				
2- 0	0- 0	0- 0	NEUTRAL	1- 0	0- 0	1- 0				
10- 1	0- 0	1- 1	NON-CONFERENCE	1- 0	1- 0	7- 0				
7- 1	0- 0	1- 1	HOME	0- 0	0- 0	6- 0				
1- 0	0- 0	0- 0	AWAY	0- 0	1- 0	0- 0				
2- 0	0- 0	0- 0	NEUTRAL	1- 0	0- 0	1- 0				
5- 5	1- 1	1- 2	CONFERENCE	1- 1	2- 1	0- 0				
4- 1	1- 0	1- 1	HOME	1- 0	1- 0	0- 0				
1- 4	0- 1	0- 1	AWAY	0- 1	1- 1	0- 0				
0- 0	0- 0	0- 0	NEUTRAL	0- 0	0- 0	0- 0				

RPI	S	Opponent	Score	RPI	S	Opponent	Score	RPI	S	Opponent	Score	RPI	S	Opponent	Score
6	A	Maryland	69 87	27	H	Purdue	68 76	63	A	Minnesota	61 67	102	A	Michigan St.	70 78
6	H	Iowa	78 69	29	H	Creighton	74 79	63	H	Minnesota	72 58	122	A	Wisconsin	72 71
				39	H	Duke	83 79	87	N	Southern California	67 54	122	H	Wisconsin	65 50
				40	A	Rutgers	65 69					148	A	Missouri	90 85
				47	H	Michigan	74 71					214	H	Manhattan	71 51
												241	H	Oral Roberts	77 67
												246	H	Southern U.	73 39
												265	H	Morgan St.	78 55
												266	N	Sacred Heart	72 49
												277	H	Alabama A&M	68 46
												321	H	SIUE	63 49
LAST 10 Division I															
63	A	Minnesota	61 67	40	A	Rutgers	65 69								
122	A	Wisconsin	72 71	122	H	Wisconsin	65 50								
27	H	Purdue	68 76	63	H	Minnesota	72 58								
47	H	Michigan	74 71	102	A	Michigan St.	70 78								
6	A	Maryland	69 87	6	H	Iowa	78 69								

Non-Div I Games:

Nebraska

 Loss,
 Non-Conf,
 S Site,
 H Home
 A Away
N Neutral

Nevada

Through Games Of Jan. 31, 2020

Average RPI Win: 291	WON-LOST	WINNING	LAST 10	STRENGTH OF	OPP. STRENGTH	TEAM	ADJ.	CONF.	ADJ CONF.
Average RPI Loss: 172	RECORD	PCT. RANK	GAMES	SCHEDULE	OF SCHEDULE	RPI	RPI	RPI	RPI
DIV. I ONLY	9- 11	206	4-6	319	270	283	283	17	17
DIV. I NON-CONF.	6- 4	123	1-0	324	314	235	235	23	23
TOTALS	RPI 1-25	RPI 26-50	W-L RECORDS	RPI 51-100	RPI 101-150	RPI 150+			
9- 11	0- 0	0- 0	OVERALL	0- 2	0- 3	9- 6			
7- 3	0- 0	0- 0	HOME	0- 0	0- 2	7- 1			
1- 8	0- 0	0- 0	AWAY	0- 2	0- 1	1- 5			
1- 0	0- 0	0- 0	NEUTRAL	0- 0	0- 0	1- 0			
6- 4	0- 0	0- 0	NON-CONFERENCE	0- 2	0- 1	6- 1			
4- 1	0- 0	0- 0	HOME	0- 0	0- 1	4- 0			
1- 3	0- 0	0- 0	AWAY	0- 2	0- 0	1- 1			
1- 0	0- 0	0- 0	NEUTRAL	0- 0	0- 0	1- 0			
3- 7	0- 0	0- 0	CONFERENCE	0- 0	0- 2	3- 5			
3- 2	0- 0	0- 0	HOME	0- 0	0- 1	3- 1			
0- 5	0- 0	0- 0	AWAY	0- 0	0- 1	0- 4			
0- 0	0- 0	0- 0	NEUTRAL	0- 0	0- 0	0- 0			

N
e
v
a
d
aN
e
v
a
d
a

RPI 1-25				RPI 26-50				RPI 51-100				RPI 101+				Team's RPI: 283	
RPI	S	Opponent	Score	RPI	S	Opponent	Score	RPI	S	Opponent	Score	RPI	S	Opponent	Score		
								87	A	Southern California	47	50	109	A	Boise St.	40	54
								100	A	Utah	62	68	111	H	SFA	65	80
													126	H	San Jose St.	70	72
													167	H	Saint Mary's (CA)	78	72
													188	A	UNLV	64	66
													191	A	Portland St.	75	80
													195	A	New Mexico	67	87
													205	A	Wyoming	59	83
													255	H	San Diego St.	70	69
													270	A	Colorado St.	70	75
													270	H	Colorado St.	74	63
													287	H	Utah St.	69	60
													308	H	Air Force	61	68
													316	H	Sacramento St.	83	72
													319	N	UTRGV	62	57
													323	A	Utah Valley	60	57
													333	H	Cal Poly	71	40
													348	H	Chicago St.	80	60
LAST 10 Division I																	
270	H	Colorado St.	74	63	287	H	Utah St.	69	60								
195	A	New Mexico	67	87	126	H	San Jose St.	70	72								
188	A	UNLV	64	66	109	A	Boise St.	40	54								
255	H	San Diego St.	70	69	270	A	Colorado St.	70	75								
205	A	Wyoming	59	83	333	H	Cal Poly	71	40								

Non-Div I Games: Stanislaus St. 80 62

Nevada

■ Loss,
 ■ Non-Conf, S Site,
 ■ Home
 ■ Away
 N Neutral

New Hampshire

Through Games Of Jan. 31, 2020

Average RPI Win:	318	WON-LOST	WINNING	LAST 10	STRENGTH OF	OPP. STRENGTH	TEAM	ADJ.	CONF.	ADJ CONF.
Average RPI Loss:	156	RECORD	PCT. RANK	GAMES	SCHEDULE	OF SCHEDULE	RPI	RPI	RPI	RPI
DIV. I ONLY	6- 13	267	4-6	208	307	264	264	27	27	
DIV. I NON-CONF.	2- 9	304	0-2	166	255	292	292	27	27	
TOTALS	RPI 1-25	RPI 26-50	W-L RECORDS	RPI 51-100	RPI 101-150	RPI 150+				
6- 13	0- 2	0- 0	OVERALL	0- 1	0- 2	6- 8				
2- 5	0- 0	0- 0	HOME	0- 1	0- 0	2- 4				
4- 8	0- 2	0- 0	AWAY	0- 0	0- 2	4- 4				
0- 0	0- 0	0- 0	NEUTRAL	0- 0	0- 0	0- 0				
2- 9	0- 2	0- 0	NON-CONFERENCE	0- 0	0- 2	2- 5				
1- 3	0- 0	0- 0	HOME	0- 0	0- 0	1- 3				
1- 6	0- 2	0- 0	AWAY	0- 0	0- 2	1- 2				
0- 0	0- 0	0- 0	NEUTRAL	0- 0	0- 0	0- 0				
4- 4	0- 0	0- 0	CONFERENCE	0- 1	0- 0	4- 3				
1- 2	0- 0	0- 0	HOME	0- 1	0- 0	1- 1				
3- 2	0- 0	0- 0	AWAY	0- 0	0- 0	3- 2				
0- 0	0- 0	0- 0	NEUTRAL	0- 0	0- 0	0- 0				

RPI 1-25				RPI 26-50				RPI 51-100				RPI 101+ Team's RPI: 264			
RPI	S	Opponent	Score	RPI	S	Opponent	Score	RPI	S	Opponent	Score	RPI	S	Opponent	Score
5	A	Baylor	29 97					85	H	Stony Brook	44 53	116	A	Holy Cross	61 82
21	A	Princeton	37 77									143	A	Massachusetts	65 67
												156	A	Dartmouth	47 66
												170	A	Merrimack	54 64
												186	H	Binghamton	53 63
												189	H	Boston U.	64 78
												209	A	UMass Lowell	53 58
												218	H	Brown	68 76
												244	A	Maine	50 67
												280	H	North Dakota St.	61 67
												297	A	Vermont	59 51
												303	A	UMBC	72 63
												306	A	Albany (NY)	48 47
												311	A	Bryant	68 56
												344	H	Central Conn. St.	70 59
												345	H	Hartford	72 71
LAST 10 Division I															
297	A	Vermont	59 51	244	A	Maine	50 67								
186	H	Binghamton	53 63	345	H	Hartford	72 71								
303	A	UMBC	72 63	209	A	UMass Lowell	53 58								
306	A	Albany (NY)	48 47	21	A	Princeton	37 77								
85	H	Stony Brook	44 53	116	A	Holy Cross	61 82								

Non-Div I Games: Wheaton (MA) 89 44

New Hampshire

Loss, Non-Conf, S Site, H Home A Away N Neutral

Average RPI Win:	239	WON-LOST	WINNING	LAST 10	STRENGTH OF	OPP. STRENGTH	TEAM	ADJ.	CONF.	ADJ CONF.
Average RPI Loss:	136	RECORD	PCT. RANK	GAMES	SCHEDULE	OF SCHEDULE	RPI	RPI	RPI	RPI
DIV. I ONLY	11- 11	171	3-7	169	189	195	195	17	17	
DIV. I NON-CONF.	8- 4	90	0-2	213	130	134	134	23	23	
TOTALS	RPI 1-25	RPI 26-50	W-L RECORDS	RPI 51-100	RPI 101-150	RPI 150+				
11- 11	0- 1	0- 1	OVERALL	0- 2	2- 3	9- 4				
7- 5	0- 0	0- 0	HOME	0- 1	1- 1	6- 3				
3- 5	0- 1	0- 0	AWAY	0- 1	0- 2	3- 1				
1- 1	0- 0	0- 1	NEUTRAL	0- 0	1- 0	0- 0				
8- 4	0- 1	0- 1	NON-CONFERENCE	0- 1	2- 0	6- 1				
5- 2	0- 0	0- 0	HOME	0- 1	1- 0	4- 1				
2- 1	0- 1	0- 0	AWAY	0- 0	0- 0	2- 0				
1- 1	0- 0	0- 1	NEUTRAL	0- 0	1- 0	0- 0				
3- 7	0- 0	0- 0	CONFERENCE	0- 1	0- 3	3- 3				
2- 3	0- 0	0- 0	HOME	0- 0	0- 1	2- 2				
1- 4	0- 0	0- 0	AWAY	0- 1	0- 2	1- 1				
0- 0	0- 0	0- 0	NEUTRAL	0- 0	0- 0	0- 0				

RPI 1-25				RPI 26-50				RPI 51-100				RPI 101+ Team's RPI: 195			
RPI	S	Opponent	Score	RPI	S	Opponent	Score	RPI	S	Opponent	Score	RPI	S	Opponent	Score
25	A	Arizona St.	47 84	38	N	West Virginia	60 73	77	H	Ball St.	57 70	109	A	Boise St.	82 83
								82	A	Fresno St.	81 84	126	A	San Jose St.	85 89
												126	H	San Jose St.	80 81
												138	H	Providence	86 68
												148	N	Missouri	71 68
												165	H	Houston	81 71
												188	H	UNLV	51 68
												193	H	Northern Ariz.	83 76
												205	H	Wyoming	66 73
												217	A	UTEP	93 78
												255	A	San Diego St.	74 75
												262	H	LMU (CA)	72 73
												270	H	Colorado St.	73 62
												282	H	UC Riverside	80 70
												283	H	Nevada	87 67
												308	A	Air Force	75 53
												310	A	New Mexico St.	86 67
												310	H	New Mexico St.	107 53
LAST 10 Division I															
255	A	San Diego St.	74 75	308	A	Air Force	75 53								
283	H	Nevada	87 67	82	A	Fresno St.	81 84								
126	A	San Jose St.	85 89	126	H	San Jose St.	80 81								
188	H	UNLV	51 68	77	H	Ball St.	57 70								
270	H	Colorado St.	73 62	262	H	LMU (CA)	72 73								

Non-Div I Games: Northern N.M. 92 44

New Mexico

■ Loss,
■ Non-Conf, S Site,
■ Home
■ Away
N Neutral

Average RPI Win:	315	WON-LOST	WINNING	LAST 10	STRENGTH OF	OPP. STRENGTH	TEAM	ADJ.	CONF.	ADJ CONF.
Average RPI Loss:	202	RECORD	PCT. RANK	GAMES	SCHEDULE	OF SCHEDULE	RPI	RPI	RPI	RPI
DIV. I ONLY	6- 13	267	4-6	304	332	310	310	32	32	
DIV. I NON-CONF.	2- 10	313	0-3	240	297	322	322	32	32	
TOTALS	RPI 1-25	RPI 26-50	W-L RECORDS	RPI 51-100	RPI 101-150	RPI 150+				
6- 13	0- 1	0- 0	OVERALL	0- 1	0- 1	6- 10				
4- 6	0- 1	0- 0	HOME	0- 0	0- 0	4- 5				
2- 5	0- 0	0- 0	AWAY	0- 1	0- 0	2- 4				
0- 2	0- 0	0- 0	NEUTRAL	0- 0	0- 1	0- 1				
2- 10	0- 1	0- 0	NON-CONFERENCE	0- 1	0- 1	2- 7				
1- 5	0- 1	0- 0	HOME	0- 0	0- 0	1- 4				
1- 3	0- 0	0- 0	AWAY	0- 1	0- 0	1- 2				
0- 2	0- 0	0- 0	NEUTRAL	0- 0	0- 1	0- 1				
4- 3	0- 0	0- 0	CONFERENCE	0- 0	0- 0	4- 3				
3- 1	0- 0	0- 0	HOME	0- 0	0- 0	3- 1				
1- 2	0- 0	0- 0	AWAY	0- 0	0- 0	1- 2				
0- 0	0- 0	0- 0	NEUTRAL	0- 0	0- 0	0- 0				

RPI 1-25				RPI 26-50				RPI 51-100				RPI 101+ Team's RPI: 310			
RPI	S	Opponent	Score	RPI	S	Opponent	Score	RPI	S	Opponent	Score	RPI	S	Opponent	Score
25	H	Arizona St.	47 70					88	A	Abilene Christian	54 67	146	N	Western Mich.	76 79
												155	A	CSU Bakersfield	59 60
												195	A	New Mexico	53 107
												195	H	New Mexico	67 86
												217	A	UTEP	45 65
												217	H	UTEP	57 63
												227	H	Pepperdine	69 72
												232	A	UMKC	52 56
												282	H	UC Riverside	58 60
												293	H	California Baptist	57 56
												296	A	Denver	78 75
												305	H	Weber St.	77 47
												319	H	UTRGV	76 75
												323	H	Utah Valley	54 58
												329	H	Seattle U	83 65
												330	N	Georgia St.	51 59
												348	A	Chicago St.	73 60
LAST 10 Division I															
155	A	CSU Bakersfield	59 60	348	A	Chicago St.	73 60								
319	H	UTRGV	76 75	293	H	California Baptist	57 56								
329	H	Seattle U	83 65	88	A	Abilene Christian	54 67								
323	H	Utah Valley	54 58	25	H	Arizona St.	47 70								
232	A	UMKC	52 56	195	A	New Mexico	53 107								

Non-Div I Games: Western N.M. 75 56

New Mexico St.

■ Loss,
 ■ Non-Conf,
 ■ S Site,
 ■ H Home
 ■ A Away
 N Neutral

New Orleans

Through Games Of Jan. 31, 2020

Average RPI Win:	255	WON-LOST	WINNING	LAST 10	STRENGTH OF	OPP. STRENGTH	TEAM	ADJ.	CONF.	ADJ CONF.
Average RPI Loss:	114	RECORD	PCT. RANK	GAMES	SCHEDULE	OF SCHEDULE	RPI	RPI	RPI	RPI
DIV. I ONLY	9- 8	158	8-2	157	249	152	152	23	23	
DIV. I NON-CONF.	2- 5	259	1-0	69	135	168	168	20	20	
TOTALS	RPI 1-25	RPI 26-50	W-L RECORDS	RPI 51-100	RPI 101-150	RPI 150+				
9- 8	0- 1	0- 1	OVERALL	0- 2	1- 2	8- 2				
4- 3	0- 0	0- 0	HOME	0- 0	1- 2	3- 1				
5- 5	0- 1	0- 1	AWAY	0- 2	0- 0	5- 1				
0- 0	0- 0	0- 0	NEUTRAL	0- 0	0- 0	0- 0				
2- 5	0- 1	0- 1	NON-CONFERENCE	0- 1	0- 1	2- 1				
1- 1	0- 0	0- 0	HOME	0- 0	0- 1	1- 0				
1- 4	0- 1	0- 1	AWAY	0- 1	0- 0	1- 1				
0- 0	0- 0	0- 0	NEUTRAL	0- 0	0- 0	0- 0				
7- 3	0- 0	0- 0	CONFERENCE	0- 1	1- 1	6- 1				
3- 2	0- 0	0- 0	HOME	0- 0	1- 1	2- 1				
4- 1	0- 0	0- 0	AWAY	0- 1	0- 0	4- 0				
0- 0	0- 0	0- 0	NEUTRAL	0- 0	0- 0	0- 0				

RPI	S	Opponent	Score	RPI	S	Opponent	Score	RPI	S	Opponent	Score	RPI	S	Opponent	Score	Team's RPI: 152
24	A	LSU	49 83	41	A	Arkansas	52 82	55	A	Iowa St.	53 71	111	H	SFA	53 50	
								88	A	Abilene Christian	62 76	125	H	A&M-Corpus Christi	53 83	
												132	H	Louisiana	60 65	
												158	H	Sam Houston St.	46 78	
												196	H	North Dakota	79 73	
												216	A	Lamar University	62 57	
												219	A	Central Ark.	49 37	
												269	A	Ole Miss	69 64	
												291	A	Texas St.	49 51	
												294	H	Nicholls St.	77 65	
												325	A	Incarinate Word	67 55	
												327	H	McNeese	78 59	
												340	A	Northwestern St.	77 63	
LAST 10 Division I																
340	A	Northwestern St.	77 63	219	A	Central Ark.	49 37									
294	H	Nicholls St.	77 65	111	H	SFA	53 50									
125	H	A&M-Corpus Christi	53 83	216	A	Lamar University	62 57									
327	H	McNeese	78 59	196	H	North Dakota	79 73									
325	A	Incarinate Word	67 55	158	H	Sam Houston St.	46 78									

Non-Div I Games: Pensacola Christian91 31 Tougaloo 91 69

New Orleans

Loss, Non-Conf, S Site, H Home A Away N Neutral

Niagara

Through Games Of Jan. 31, 2020

Average RPI Win:	300	WON-LOST	WINNING	LAST 10	STRENGTH OF	OPP. STRENGTH	TEAM	ADJ.	CONF.	ADJ CONF.
Average RPI Loss:	153	RECORD	PCT. RANK	GAMES	SCHEDULE	OF SCHEDULE	RPI	RPI	RPI	RPI
DIV. I ONLY	7- 12	247	5-5	228	311	252	252	24	24	
DIV. I NON-CONF.	2- 7	288	0	167	303	264	264	25	25	
TOTALS	RPI 1-25	RPI 26-50	W-L RECORDS	RPI 51-100	RPI 101-150	RPI 150+				
7- 12	0- 0	0- 1	OVERALL	0- 5	0- 1	7- 5				
4- 3	0- 0	0- 0	HOME	0- 3	0- 0	4- 0				
3- 9	0- 0	0- 1	AWAY	0- 2	0- 1	3- 5				
0- 0	0- 0	0- 0	NEUTRAL	0- 0	0- 0	0- 0				
2- 7	0- 0	0- 1	NON-CONFERENCE	0- 2	0- 1	2- 3				
1- 1	0- 0	0- 0	HOME	0- 1	0- 0	1- 0				
1- 6	0- 0	0- 1	AWAY	0- 1	0- 1	1- 3				
0- 0	0- 0	0- 0	NEUTRAL	0- 0	0- 0	0- 0				
5- 5	0- 0	0- 0	CONFERENCE	0- 3	0- 0	5- 2				
3- 2	0- 0	0- 0	HOME	0- 2	0- 0	3- 0				
2- 3	0- 0	0- 0	AWAY	0- 1	0- 0	2- 2				
0- 0	0- 0	0- 0	NEUTRAL	0- 0	0- 0	0- 0				

RPI S	Opponent	Score	RPI S	Opponent	Score	RPI S	Opponent	Score	RPI S	Opponent	Score	Team's RPI: 252
			40 A Rutgers		37 87	81 H Buffalo		67 81	140 A Cornell		59 82	
						83 H Marist		67 94	186 A Binghamton		55 74	
						86 A Rider		75 79	214 A Manhattan		65 68	
						86 H Rider		55 71	222 A Iona		63 57	
						91 A Colgate		72 85	242 A Howard		42 91	
									273 H Oakland		77 63	
									288 A St. Bonaventure		67 71	
									290 A Monmouth		73 70	
									300 A Siena		54 59	
									300 H Siena		68 61	
									336 H Saint Peter's		97 89	
									338 H Canisius		81 62	
									342 A Coppin St.		82 67	
LAST 10 Division I												
300 A Siena		54 59	222 A Iona		63 57							
338 H Canisius		81 62	83 H Marist		67 94							
86 H Rider		55 71	300 H Siena		68 61							
336 H Saint Peter's		97 89	214 A Manhattan		65 68							
290 A Monmouth		73 70	86 A Rider		75 79							

Non-Div I Games:

Niagara

■ Loss,
 ■ Non-Conf,
 ■ S Site,
 ■ Home
 ■ A Away
 N Neutral

Average RPI Win:	304	WON-LOST	WINNING	LAST 10	STRENGTH OF	OPP. STRENGTH	TEAM	ADJ.	CONF.	ADJ CONF.
Average RPI Loss:	147	RECORD	PCT. RANK	GAMES	SCHEDULE	OF SCHEDULE	RPI	RPI	RPI	RPI
DIV. I ONLY	4- 14	304	3-7	231	218	294	294	23	23	
DIV. I NON-CONF.	1- 6	318	0	42	56	232	232	20	20	
TOTALS	RPI 1-25	RPI 26-50	W-L RECORDS	RPI 51-100	RPI 101-150	RPI 150+				
4- 14	0- 3	0- 0	OVERALL	0- 2	0- 2	4- 7				
2- 3	0- 0	0- 0	HOME	0- 1	0- 0	2- 2				
2- 10	0- 3	0- 0	AWAY	0- 0	0- 2	2- 5				
0- 1	0- 0	0- 0	NEUTRAL	0- 1	0- 0	0- 0				
1- 6	0- 3	0- 0	NON-CONFERENCE	0- 1	0- 1	1- 1				
1- 0	0- 0	0- 0	HOME	0- 0	0- 0	1- 0				
0- 5	0- 3	0- 0	AWAY	0- 0	0- 1	0- 1				
0- 1	0- 0	0- 0	NEUTRAL	0- 1	0- 0	0- 0				
3- 8	0- 0	0- 0	CONFERENCE	0- 1	0- 1	3- 6				
1- 3	0- 0	0- 0	HOME	0- 1	0- 0	1- 2				
2- 5	0- 0	0- 0	AWAY	0- 0	0- 1	2- 4				
0- 0	0- 0	0- 0	NEUTRAL	0- 0	0- 0	0- 0				

RPI 1-25				RPI 26-50				RPI 51-100				RPI 101+ Team's RPI: 294			
RPI	S	Opponent	Score	RPI	S	Opponent	Score	RPI	S	Opponent	Score	RPI	S	Opponent	Score
13	A	Indiana	47 111					78	N	North Florida	61 64	103	A	Rice	47 71
19	A	TCU	47 72					88	H	Abilene Christian	84 95	125	A	A&M-Corpus Christi	49 55
24	A	LSU	32 63									152	A	New Orleans	65 77
												158	A	Sam Houston St.	71 87
												203	A	Jacksonville	55 72
												216	H	Lamar University	78 84
												219	H	Central Ark.	46 53
												231	A	Southeastern La.	67 65
												312	A	Houston Baptist	84 78
												325	A	Incarnate Word	51 53
												327	H	McNeese	79 63
												340	A	Northwestern St.	54 58
												346	H	La.-Monroe	74 59
LAST 10 Division I															
327	H	McNeese	79 63	231	A	Southeastern La.	67 65								
152	A	New Orleans	65 77	216	H	Lamar University	78 84								
312	A	Houston Baptist	84 78	158	A	Sam Houston St.	71 87								
219	H	Central Ark.	46 53	325	A	Incarnate Word	51 53								
340	A	Northwestern St.	54 58	88	H	Abilene Christian	84 95								

Non-Div I Games: Southern-N.O. 94 61 Paul Quinn 101 68

Nicholls St.

Loss, Non-Conf, S Site, H Home A Away N Neutral

Average RPI Win:	246	WON-LOST	WINNING	LAST 10	STRENGTH OF	OPP. STRENGTH	TEAM	ADJ.	CONF.	ADJ CONF.
Average RPI Loss:	145	RECORD	PCT. RANK	GAMES	SCHEDULE	OF SCHEDULE	RPI	RPI	RPI	RPI
DIV. I ONLY	11- 7	111	6-4	259	278	182	182	30	30	
DIV. I NON-CONF.	5- 7	205	0-4	119	210	181	181	31	31	
TOTALS	RPI 1-25	RPI 26-50	W-L RECORDS	RPI 51-100	RPI 101-150	RPI 150+				
11- 7	0- 0	0- 1	OVERALL	1- 0	0- 4	10- 2				
6- 3	0- 0	0- 0	HOME	0- 0	0- 2	6- 1				
4- 3	0- 0	0- 0	AWAY	0- 0	0- 2	4- 1				
1- 1	0- 0	0- 1	NEUTRAL	1- 0	0- 0	0- 0				
5- 7	0- 0	0- 1	NON-CONFERENCE	1- 0	0- 4	4- 2				
2- 3	0- 0	0- 0	HOME	0- 0	0- 2	2- 1				
2- 3	0- 0	0- 0	AWAY	0- 0	0- 2	2- 1				
1- 1	0- 0	0- 1	NEUTRAL	1- 0	0- 0	0- 0				
6- 0	0- 0	0- 0	CONFERENCE	0- 0	0- 0	6- 0				
4- 0	0- 0	0- 0	HOME	0- 0	0- 0	4- 0				
2- 0	0- 0	0- 0	AWAY	0- 0	0- 0	2- 0				
0- 0	0- 0	0- 0	NEUTRAL	0- 0	0- 0	0- 0				

RPI 1-25				RPI 26-50				RPI 51-100				RPI 101+				Team's RPI: 182
RPI	S	Opponent	Score	RPI	S	Opponent	Score	RPI	S	Opponent	Score	RPI	S	Opponent	Score	
				38	N	West Virginia	55 72	78	N	North Florida	57 54	113	H	Liberty	48 67	
												118	A	Richmond	69 77	
												135	H	Robert Morris	62 69	
												149	A	William & Mary	56 65	
												151	H	Bethune-Cookman	61 51	
												181	A	Hampton	77 56	
												198	H	La Salle	52 55	
												203	A	Jacksonville	71 64	
												213	H	High Point	72 58	
												242	A	Howard	83 80	
												267	A	Marshall	69 75	
												272	H	Longwood	49 46	
												324	H	UMES	68 45	
												342	A	Coppin St.	85 48	
												349	H	South Carolina St.	76 42	
												350	H	Florida A&M	59 51	
LAST 10 Division I																
				350	H	Florida A&M	59 51	151	H	Bethune-Cookman	61 51					
				349	H	South Carolina St.	76 42	118	A	Richmond	69 77					
				324	H	UMES	68 45	149	A	William & Mary	56 65					
				242	A	Howard	83 80	135	H	Robert Morris	62 69					
				342	A	Coppin St.	85 48	38	N	West Virginia	55 72					

Non-Div I Games: Virginia-Lynchburg 123 48

Norfolk St.

Average RPI Win:	265	WON-LOST	WINNING	LAST 10	STRENGTH OF	OPP. STRENGTH	TEAM	ADJ.	CONF.	ADJ CONF.
Average RPI Loss:	95	RECORD	PCT. RANK	GAMES	SCHEDULE	OF SCHEDULE	RPI	RPI	RPI	RPI
DIV. I ONLY	12- 5	55	7-3	328	236	169	169	16	16	
DIV. I NON-CONF.	7- 3	80	2-1	348	321	242	242	16	16	
TOTALS	RPI 1-25	RPI 26-50	W-L RECORDS	RPI 51-100	RPI 101-150	RPI 150+				
12- 5	0- 1	0- 1	OVERALL	1- 1	1- 0	10- 2				
4- 2	0- 0	0- 1	HOME	1- 0	0- 0	3- 1				
4- 3	0- 1	0- 0	AWAY	0- 1	1- 0	3- 1				
4- 0	0- 0	0- 0	NEUTRAL	0- 0	0- 0	4- 0				
7- 3	0- 1	0- 0	NON-CONFERENCE	0- 1	0- 0	7- 1				
1- 1	0- 0	0- 0	HOME	0- 0	0- 0	1- 1				
2- 2	0- 1	0- 0	AWAY	0- 1	0- 0	2- 0				
4- 0	0- 0	0- 0	NEUTRAL	0- 0	0- 0	4- 0				
5- 2	0- 0	0- 1	CONFERENCE	1- 0	1- 0	3- 1				
3- 1	0- 0	0- 1	HOME	1- 0	0- 0	2- 0				
2- 1	0- 0	0- 0	AWAY	0- 0	1- 0	1- 1				
0- 0	0- 0	0- 0	NEUTRAL	0- 0	0- 0	0- 0				

RPI	S	Opponent	Score	RPI	S	Opponent	Score	RPI	S	Opponent	Score	RPI	S	Opponent	Score	Team's RPI: 169
6	A	Iowa	81 86	33	H	FGCU	63 74	55	A	Iowa St.	72 80	113	A	Liberty	76 71	
								78	H	North Florida	54 51	168	H	Samford	63 79	
												203	H	Jacksonville	76 65	
												215	A	Kennesaw St.	56 59	
												258	H	Stetson	68 57	
												260	A	Lipscomb	84 72	
												277	N	Alabama A&M	80 65	
												301	N	UC Irvine	88 60	
												321	N	SIUE	85 67	
												328	A	Alabama St.	81 60	
												343	A	Tennessee St.	88 63	
												349	N	South Carolina St.	99 46	
												351	H	Mississippi Val.	86 60	
LAST 10 Division I																
215	A	Kennesaw St.	56 59	203	H	Jacksonville	76 65									
258	H	Stetson	68 57	78	H	North Florida	54 51									
33	H	FGCU	63 74	55	A	Iowa St.	72 80									
113	A	Liberty	76 71	349	N	South Carolina St.	99 46									
260	A	Lipscomb	84 72	321	N	SIUE	85 67									

Non-Div I Games: Virginia-Lynchburg 128 26 Oakwood 120 38

North Ala.

Loss, Non-Conf, S Site, H Home A Away N Neutral

North Carolina

Through Games Of Jan. 31, 2020

Average RPI Win:	168	WON-LOST	WINNING	LAST 10	STRENGTH OF	OPP. STRENGTH	TEAM	ADJ.	CONF.	ADJ CONF.
Average RPI Loss:	31	RECORD	PCT. RANK	GAMES	SCHEDULE	OF SCHEDULE	RPI	RPI	RPI	RPI
DIV. I ONLY	15- 6	52	6-4	112	12	60	60	5	5	
DIV. I NON-CONF.	9- 2	38	0	327	40	137	137	3	3	
TOTALS	RPI 1-25	RPI 26-50	W-L RECORDS	RPI 51-100	RPI 101-150	RPI 150+				
15- 6	1- 3	2- 2	OVERALL	3- 1	2- 0	7- 0				
10- 2	1- 1	1- 1	HOME	1- 0	1- 0	6- 0				
2- 4	0- 2	1- 1	AWAY	1- 1	0- 0	0- 0				
3- 0	0- 0	0- 0	NEUTRAL	1- 0	1- 0	1- 0				
9- 2	0- 0	0- 1	NON-CONFERENCE	1- 1	2- 0	6- 0				
6- 1	0- 0	0- 1	HOME	0- 0	1- 0	5- 0				
0- 1	0- 0	0- 0	AWAY	0- 1	0- 0	0- 0				
3- 0	0- 0	0- 0	NEUTRAL	1- 0	1- 0	1- 0				
6- 4	1- 3	2- 1	CONFERENCE	2- 0	0- 0	1- 0				
4- 1	1- 1	1- 0	HOME	1- 0	0- 0	1- 0				
2- 3	0- 2	1- 1	AWAY	1- 0	0- 0	0- 0				
0- 0	0- 0	0- 0	NEUTRAL	0- 0	0- 0	0- 0				

RPI S	Opponent	Score	RPI S	Opponent	Score	RPI S	Opponent	Score	RPI S	Opponent	Score
3	H Louisville	67 74	35	A Virginia Tech	70 76	53	N Temple	71 58	145	H Illinois	85 60
17	A NC State	68 76	37	H Yale	63 66	59	H Miami (FL)	78 58	148	N Missouri	82 69
17	H NC State	66 60	42	A Virginia	65 47	62	A Georgia Tech	67 60	157	H Elon	76 46
23	A Florida St.	64 78	42	H Virginia	78 68	69	A Alabama	77 83	245	N UNCW	85 45
									275	H Pittsburgh	70 62
									275	H Navy	80 40
									322	H N.C. Central	92 53
									335	H Western Caro.	92 55
									341	H Charleston So.	85 54
LAST 10 Division I											
42	H Virginia	78 68	23	A Florida St.	64 78						
17	A NC State	68 76	17	H NC State	66 60						
62	A Georgia Tech	67 60	35	A Virginia Tech	70 76						
3	H Louisville	67 74	42	A Virginia	65 47						
59	H Miami (FL)	78 58	275	H Pittsburgh	70 62						

Non-Div I Games:

North Carolina

Loss, Non-Conf, S Site, H Home A Away N Neutral

North Dakota

Through Games Of Jan. 31, 2020

Average RPI Win:	269	WON-LOST	WINNING	LAST 10	STRENGTH OF	OPP. STRENGTH	TEAM	ADJ.	CONF.	ADJ CONF.
Average RPI Loss:	169	RECORD	PCT. RANK	GAMES	SCHEDULE	OF SCHEDULE	RPI	RPI	RPI	RPI
DIV. I ONLY	11- 8	128	5-5	322	240	196	196	18	18	
DIV. I NON-CONF.	7- 4	100	1-1	250	274	121	121	18	18	
TOTALS	RPI 1-25	RPI 26-50	W-L RECORDS	RPI 51-100	RPI 101-150	RPI 150+				
11- 8	0- 0	0- 1	OVERALL	0- 2	0- 0	11- 5				
5- 2	0- 0	0- 0	HOME	0- 1	0- 0	5- 1				
6- 6	0- 0	0- 1	AWAY	0- 1	0- 0	6- 4				
0- 0	0- 0	0- 0	NEUTRAL	0- 0	0- 0	0- 0				
7- 4	0- 0	0- 1	NON-CONFERENCE	0- 1	0- 0	7- 2				
2- 1	0- 0	0- 0	HOME	0- 1	0- 0	2- 0				
5- 3	0- 0	0- 1	AWAY	0- 0	0- 0	5- 2				
0- 0	0- 0	0- 0	NEUTRAL	0- 0	0- 0	0- 0				
4- 4	0- 0	0- 0	CONFERENCE	0- 1	0- 0	4- 3				
3- 1	0- 0	0- 0	HOME	0- 0	0- 0	3- 1				
1- 3	0- 0	0- 0	AWAY	0- 1	0- 0	1- 2				
0- 0	0- 0	0- 0	NEUTRAL	0- 0	0- 0	0- 0				

RPI S	Opponent	Score	RPI S	Opponent	Score	RPI S	Opponent	Score	RPI S	Opponent	Score	Team's RPI: 196
26	A Arizona	42 74	74	A South Dakota St.	64 99	152	A New Orleans	73 79				
			75	H Illinois St.	58 66	162	H Valparaiso	65 63				
						178	H Rhode Island	67 61				
						210	A SMU	51 66				
						212	H Western Ill.	77 71				
						241	A Oral Roberts	52 75				
						249	A Grand Canyon	78 76				
						271	A Milwaukee	66 58				
						280	A North Dakota St.	82 92				
						284	A Ga. Southern	69 56				
						296	A Denver	90 82				
						296	H Denver	81 91				
						298	H Omaha	63 57				
						315	H Purdue Fort Wayne	91 85				
						341	A Charleston So.	73 57				
						349	A South Carolina St.	95 53				
LAST 10 Division I												
212	H Western Ill.	77 71	298	H Omaha	63 57							
296	H Denver	81 91	315	H Purdue Fort Wayne	91 85							
280	A North Dakota St.	82 92	296	A Denver	90 82							
74	A South Dakota St.	64 99	152	A New Orleans	73 79							
241	A Oral Roberts	52 75	271	A Milwaukee	66 58							

Non-Div I Games: Northland 118 35 Mayville St. 83 52

North Dakota

Loss, Non-Conf, S Site, H Home A Away N Neutral

Average RPI Win:	268	WON-LOST	WINNING	LAST 10	STRENGTH OF	OPP. STRENGTH	TEAM	ADJ.	CONF.	ADJ CONF.
Average RPI Loss:	134	RECORD	PCT. RANK	GAMES	SCHEDULE	OF SCHEDULE	RPI	RPI	RPI	RPI
DIV. I ONLY	4- 14	304	3-7	158	145	280	280	18	18	
DIV. I NON-CONF.	1- 9	326	0-2	150	46	290	290	18	18	
TOTALS	RPI 1-25	RPI 26-50	W-L RECORDS	RPI 51-100	RPI 101-150	RPI 150+				
4- 14	0- 0	0- 1	OVERALL	0- 5	0- 2	4- 6				
2- 7	0- 0	0- 0	HOME	0- 2	0- 1	2- 4				
2- 7	0- 0	0- 1	AWAY	0- 3	0- 1	2- 2				
0- 0	0- 0	0- 0	NEUTRAL	0- 0	0- 0	0- 0				
1- 9	0- 0	0- 1	NON-CONFERENCE	0- 3	0- 2	1- 3				
0- 5	0- 0	0- 0	HOME	0- 1	0- 1	0- 3				
1- 4	0- 0	0- 1	AWAY	0- 2	0- 1	1- 0				
0- 0	0- 0	0- 0	NEUTRAL	0- 0	0- 0	0- 0				
3- 5	0- 0	0- 0	CONFERENCE	0- 2	0- 0	3- 3				
2- 2	0- 0	0- 0	HOME	0- 1	0- 0	2- 1				
1- 3	0- 0	0- 0	AWAY	0- 1	0- 0	1- 2				
0- 0	0- 0	0- 0	NEUTRAL	0- 0	0- 0	0- 0				

RPI 1-25				RPI 26-50				RPI 51-100				RPI 101+ Team's RPI: 280			
RPI	S	Opponent	Score	RPI	S	Opponent	Score	RPI	S	Opponent	Score	RPI	S	Opponent	Score
				29	A	Creighton	59 70	51	H	South Dakota	36 80	122	H	Wisconsin	63 64
								52	A	UNI	63 95	128	A	Northeastern	61 72
								54	A	Bradley	64 70	162	H	Valparaiso	54 66
								55	H	Iowa St.	58 86	196	H	North Dakota	92 82
								74	A	South Dakota St.	52 60	200	H	Northern Ill.	68 74
												205	H	Wyoming	57 66
												212	H	Western Ill.	78 79
												241	A	Oral Roberts	62 70
												264	A	New Hampshire	67 61
												296	A	Denver	82 91
												296	H	Denver	85 80
												315	A	Purdue Fort Wayne	58 44
LAST 10 Division I															
315	A	Purdue Fort Wayne	58 44	241	A	Oral Roberts	62 70								
296	H	Denver	85 80	212	H	Western Ill.	78 79								
74	A	South Dakota St.	52 60	296	A	Denver	82 91								
196	H	North Dakota	92 82	122	H	Wisconsin	63 64								
51	H	South Dakota	36 80	54	A	Bradley	64 70								

Non-Div I Games: Waldorf 92 26 Mayville St. 97 59

North Dakota St.

Loss, Non-Conf, S Site, H Home A Away N Neutral

North Florida

Through Games Of Jan. 31, 2020

Average RPI Win:	219	WON-LOST	WINNING	LAST 10	STRENGTH OF	OPP. STRENGTH	TEAM	ADJ.	CONF.	ADJ CONF.
Average RPI Loss:	86	RECORD	PCT. RANK	GAMES	SCHEDULE	OF SCHEDULE	RPI	RPI	RPI	RPI
DIV. I ONLY	10- 8	143	6-4	65	171	78	78	16	16	
DIV. I NON-CONF.	5- 6	187	1-2	47	137	80	80	16	16	
TOTALS	RPI 1-25	RPI 26-50	W-L RECORDS	RPI 51-100	RPI 101-150	RPI 150+				
10- 8	0- 2	0- 1	OVERALL	1- 2	2- 1	7- 2				
3- 1	0- 0	0- 1	HOME	0- 0	2- 0	1- 0				
5- 5	0- 2	0- 0	AWAY	0- 1	0- 1	5- 1				
2- 2	0- 0	0- 0	NEUTRAL	1- 1	0- 0	1- 1				
5- 6	0- 2	0- 0	NON-CONFERENCE	1- 2	1- 1	3- 1				
1- 0	0- 0	0- 0	HOME	0- 0	1- 0	0- 0				
2- 4	0- 2	0- 0	AWAY	0- 1	0- 1	2- 0				
2- 2	0- 0	0- 0	NEUTRAL	1- 1	0- 0	1- 1				
5- 2	0- 0	0- 1	CONFERENCE	0- 0	1- 0	4- 1				
2- 1	0- 0	0- 1	HOME	0- 0	1- 0	1- 0				
3- 1	0- 0	0- 0	AWAY	0- 0	0- 0	3- 1				
0- 0	0- 0	0- 0	NEUTRAL	0- 0	0- 0	0- 0				

RPI 1-25				RPI 26-50				RPI 51-100				RPI 101+			
RPI	S	Opponent	Score	RPI	S	Opponent	Score	RPI	S	Opponent	Score	RPI	S	Opponent	Score
13	A	Indiana	45 72	33	H	FGCU	50 72	59	A	Miami (FL)	55 78	113	H	Liberty	65 50
23	A	Florida St.	41 70					83	N	Marist	54 69	116	H	Holy Cross	80 60
								86	N	Rider	80 70	122	A	Wisconsin	62 75
												169	A	North Ala.	51 54
												182	N	Norfolk St.	54 57
												203	A	Jacksonville	70 64
												215	A	Kennesaw St.	64 55
												260	A	Lipscomb	68 60
												277	A	Alabama A&M	73 64
												292	A	FIU	64 49
												294	N	Nicholls St.	64 61
												332	H	NJIT	71 48
LAST 10 Division I															
113	H	Liberty	65 50	215	A	Kennesaw St.	64 55								
260	A	Lipscomb	68 60	169	A	North Ala.	51 54								
203	A	Jacksonville	70 64	116	H	Holy Cross	80 60								
33	H	FGCU	50 72	23	A	Florida St.	41 70								
332	H	NJIT	71 48	13	A	Indiana	45 72								

Non-Div I Games: Warner 110 46 Edward Waters 80 51

North Florida

Loss, Non-Conf, S Site, H Home A Away N Neutral

North Texas

Through Games Of Jan. 31, 2020

Average RPI Win:	224	WON-LOST	WINNING	LAST 10	STRENGTH OF	OPP. STRENGTH	TEAM	ADJ.	CONF.	ADJ CONF.
Average RPI Loss:	172	RECORD	PCT. RANK	GAMES	SCHEDULE	OF SCHEDULE	RPI	RPI	RPI	RPI
DIV. I ONLY	7- 10	230	4-6	206	216	238	238	13	13	
DIV. I NON-CONF.	4- 5	195	1-1	130	276	195	195	14	14	
TOTALS	RPI 1-25	RPI 26-50	W-L RECORDS	RPI 51-100	RPI 101-150	RPI 150+				
7- 10	0- 1	1- 1	OVERALL	0- 1	1- 0	5- 7				
5- 3	0- 0	1- 0	HOME	0- 1	1- 0	3- 2				
2- 5	0- 0	0- 0	AWAY	0- 0	0- 0	2- 5				
0- 2	0- 1	0- 1	NEUTRAL	0- 0	0- 0	0- 0				
4- 5	0- 1	0- 1	NON-CONFERENCE	0- 1	1- 0	3- 2				
3- 1	0- 0	0- 0	HOME	0- 1	1- 0	2- 0				
1- 2	0- 0	0- 0	AWAY	0- 0	0- 0	1- 2				
0- 2	0- 1	0- 1	NEUTRAL	0- 0	0- 0	0- 0				
3- 5	0- 0	1- 0	CONFERENCE	0- 0	0- 0	2- 5				
2- 2	0- 0	1- 0	HOME	0- 0	0- 0	1- 2				
1- 3	0- 0	0- 0	AWAY	0- 0	0- 0	1- 3				
0- 0	0- 0	0- 0	NEUTRAL	0- 0	0- 0	0- 0				

RPI 1-25				RPI 26-50				RPI 51-100				RPI 101+ Team's RPI: 238			
RPI	S	Opponent	Score	RPI	S	Opponent	Score	RPI	S	Opponent	Score	RPI	S	Opponent	Score
17	N	NC State	65 76	28	H	Western Ky.	61 54	97	H	UT Arlington	49 68	132	H	Louisiana	69 66
				34	N	Texas	57 63					155	A	CSU Bakersfield	52 61
												163	A	Fla. Atlantic	78 84
												190	H	Southern Miss.	57 65
												194	A	Hawaii	66 60
												217	A	UTEP	63 67
												250	H	Louisiana Tech	74 69
												267	H	Marshall	59 68
												287	A	Utah St.	55 66
												292	A	FIU	56 58
												302	A	UTSA	79 55
												318	H	Alcorn	67 31
												346	H	La.-Monroe	63 51
LAST 10 Division I															
217	A	UTEP	63 67	292	A	FIU	56 58								
302	A	UTSA	79 55	267	H	Marshall	59 68								
250	H	Louisiana Tech	74 69	28	H	Western Ky.	61 54								
190	H	Southern Miss.	57 65	346	H	La.-Monroe	63 51								
163	A	Fla. Atlantic	78 84	287	A	Utah St.	55 66								

Non-Div I Games: Mid-Amer. Christian59 61 Xavier (LA) 68 31 Tex. A&M-Texarkana 114 54

North Texas

Loss, Non-Conf, S Site, H Home A Away N Neutral

Northeastern

Through Games Of Jan. 31, 2020

Average RPI Win:	230	WON-LOST	WINNING	LAST 10	STRENGTH OF	OPP. STRENGTH	TEAM	ADJ.	CONF.	ADJ CONF.
Average RPI Loss:	79	RECORD	PCT. RANK	GAMES	SCHEDULE	OF SCHEDULE	RPI	RPI	RPI	RPI
DIV. I ONLY	9- 10	195	6-4	71	142	128	128	14	14	
DIV. I NON-CONF.	4- 7	225	1-1	60	116	142	142	13	13	
TOTALS	RPI 1-25	RPI 26-50	W-L RECORDS	RPI 51-100	RPI 101-150	RPI 150+				
9- 10	0- 2	0- 2	OVERALL	0- 3	2- 1	7- 2				
6- 3	0- 0	0- 1	HOME	0- 2	1- 0	5- 0				
3- 7	0- 2	0- 1	AWAY	0- 1	1- 1	2- 2				
0- 0	0- 0	0- 0	NEUTRAL	0- 0	0- 0	0- 0				
4- 7	0- 2	0- 1	NON-CONFERENCE	0- 2	1- 1	3- 1				
2- 3	0- 0	0- 1	HOME	0- 2	0- 0	2- 0				
2- 4	0- 2	0- 0	AWAY	0- 0	1- 1	1- 1				
0- 0	0- 0	0- 0	NEUTRAL	0- 0	0- 0	0- 0				
5- 3	0- 0	0- 1	CONFERENCE	0- 1	1- 0	4- 1				
4- 0	0- 0	0- 0	HOME	0- 0	1- 0	3- 0				
1- 3	0- 0	0- 1	AWAY	0- 1	0- 0	1- 1				
0- 0	0- 0	0- 0	NEUTRAL	0- 0	0- 0	0- 0				

RPI 1-25				RPI 26-50				RPI 51-100				RPI 101+ Team's RPI: 128			
RPI	S	Opponent	Score	RPI	S	Opponent	Score	RPI	S	Opponent	Score	RPI	S	Opponent	Score
1	A	Oregon	47 89	37	H	Yale	63 78	51	H	South Dakota	76 80	120	A	Fordham	58 74
18	A	Central Mich.	63 79	43	A	James Madison	54 67	68	A	Drexel	41 50	121	A	Harvard	46 44
								84	H	Dayton	60 71	149	H	William & Mary	61 55
												157	H	Elon	68 65
												174	A	Towson	68 81
												189	A	Boston U.	56 72
												220	A	Delaware	72 62
												244	A	Maine	66 58
												248	H	Col. of Charleston	72 68
												280	H	North Dakota St.	72 61
												307	H	Hofstra	74 51
												345	H	Hartford	60 47
LAST 10 Division I															
248	H	Col. of Charleston	72 68	220	A	Delaware	72 62								
43	A	James Madison	54 67	68	A	Drexel	41 50								
174	A	Towson	68 81	307	H	Hofstra	74 51								
149	H	William & Mary	61 55	189	A	Boston U.	56 72								
157	H	Elon	68 65	244	A	Maine	66 58								

Non-Div I Games:

Northeastern

■ Loss,
 ■ Non-Conf, S Site,
 ■ Home
 ■ Away
 N Neutral

Average RPI Win:	264	WON-LOST	WINNING	LAST 10	STRENGTH OF	OPP. STRENGTH	TEAM	ADJ.	CONF.	ADJ CONF.
Average RPI Loss:	151	RECORD	PCT. RANK	GAMES	SCHEDULE	OF SCHEDULE	RPI	RPI	RPI	RPI
DIV. I ONLY	9- 9	171	7-3	212	303	193	193	19	19	
DIV. I NON-CONF.	3- 6	235	1-0	108	289	199	199	17	17	
TOTALS	RPI 1-25	RPI 26-50	W-L RECORDS	RPI 51-100	RPI 101-150	RPI 150+				
9- 9	0- 1	0- 0	OVERALL	0- 1	1- 2	8- 5				
4- 3	0- 0	0- 0	HOME	0- 0	0- 1	4- 2				
4- 5	0- 0	0- 0	AWAY	0- 1	0- 1	4- 3				
1- 1	0- 1	0- 0	NEUTRAL	0- 0	1- 0	0- 0				
3- 6	0- 1	0- 0	NON-CONFERENCE	0- 1	1- 1	2- 3				
1- 1	0- 0	0- 0	HOME	0- 0	0- 0	1- 1				
1- 4	0- 0	0- 0	AWAY	0- 1	0- 1	1- 2				
1- 1	0- 1	0- 0	NEUTRAL	0- 0	1- 0	0- 0				
6- 3	0- 0	0- 0	CONFERENCE	0- 0	0- 1	6- 2				
3- 2	0- 0	0- 0	HOME	0- 0	0- 1	3- 1				
3- 1	0- 0	0- 0	AWAY	0- 0	0- 0	3- 1				
0- 0	0- 0	0- 0	NEUTRAL	0- 0	0- 0	0- 0				

RPI 1-25			RPI 26-50			RPI 51-100			RPI 101+ Team's RPI: 193		
RPI	S	Opponent	Score	RPI	S	RPI	S	Opponent	Score	RPI	S
11	N	Oregon St.	57 91			82	A	Fresno St.	66 83	103	A
											A
										115	H
											H
										126	N
											H
										180	H
											H
										185	H
											A
										191	A
											A
										195	A
											H
										207	H
											H
										226	H
											A
										239	A
											H
										293	A
											A
										305	A
											A
										312	A
											A
										316	A
											H
										316	H
											H
										329	H
											H
LAST 10 Division I											
316	A	Sacramento St.	85 65	316	H	Sacramento St.	114 107				
191	A	Portland St.	54 66	305	A	Weber St.	88 82				
226	H	Northern Colo.	72 45	115	H	Montana St.	64 72				
207	H	Southern Utah	84 76	180	H	Montana	71 79				
239	A	Idaho St.	70 59	126	N	San Jose St.	67 64				

Non-Div I Games:

Northern Ariz.

■ Loss,
 ■ Non-Conf,
 S Site,
 ■ Home
 ■ Away
 N Neutral

Average RPI Win:	242	WON-LOST	WINNING	LAST 10	STRENGTH OF	OPP. STRENGTH	TEAM	ADJ.	CONF.	ADJ CONF.
Average RPI Loss:	176	RECORD	PCT. RANK	GAMES	SCHEDULE	OF SCHEDULE	RPI	RPI	RPI	RPI
DIV. I ONLY	8- 10	210	5-5	276	163	226	226	19	19	
DIV. I NON-CONF.	4- 5	195	1-0	229	121	184	184	17	17	
TOTALS	RPI 1-25	RPI 26-50	W-L RECORDS	RPI 51-100	RPI 101-150	RPI 150+				
8- 10	0- 2	0- 0	OVERALL	0- 1	0- 1	8- 6				
3- 4	0- 0	0- 0	HOME	0- 1	0- 0	3- 3				
5- 6	0- 2	0- 0	AWAY	0- 0	0- 1	5- 3				
0- 0	0- 0	0- 0	NEUTRAL	0- 0	0- 0	0- 0				
4- 5	0- 2	0- 0	NON-CONFERENCE	0- 0	0- 0	4- 3				
1- 2	0- 0	0- 0	HOME	0- 0	0- 0	1- 2				
3- 3	0- 2	0- 0	AWAY	0- 0	0- 0	3- 1				
0- 0	0- 0	0- 0	NEUTRAL	0- 0	0- 0	0- 0				
4- 5	0- 0	0- 0	CONFERENCE	0- 1	0- 1	4- 3				
2- 2	0- 0	0- 0	HOME	0- 1	0- 0	2- 1				
2- 3	0- 0	0- 0	AWAY	0- 0	0- 1	2- 2				
0- 0	0- 0	0- 0	NEUTRAL	0- 0	0- 0	0- 0				

RPI	S	Opponent	Score	RPI	S	Opponent	Score	RPI	S	Opponent	Score	RPI	S	Opponent	Score	Team's RPI: 226
4	A	Stanford	36 90					92	H	Idaho	46 57	115	A	Montana St.	58 91	
8	A	UCLA	58 92									180	A	Montana	67 58	
												191	H	Portland St.	77 58	
												193	A	Northern Ariz.	45 72	
												205	A	Wyoming	46 44	
												210	A	SMU	61 52	
												230	A	Chattanooga	59 42	
												234	H	San Francisco	83 90	
												239	A	Idaho St.	39 59	
												270	H	Colorado St.	58 75	
												295	H	Eastern Wash.	63 42	
												296	A	Denver	55 74	
												305	H	Weber St.	60 65	
												308	H	Air Force	72 62	
												316	A	Sacramento St.	73 63	
LAST 10 Division I																
239	A	Idaho St.	39 59	305	H	Weber St.	60 65									
295	H	Eastern Wash.	63 42	180	A	Montana	67 58									
92	H	Idaho	46 57	115	A	Montana St.	58 91									
193	A	Northern Ariz.	45 72	191	H	Portland St.	77 58									
316	A	Sacramento St.	73 63	205	A	Wyoming	46 44									

Non-Div I Games:

Northern Colo.

■ Loss,
 ■ Non-Conf, S Site,
 ■ Home
 ■ Away
 N Neutral

Northern Ill.

Through Games Of Jan. 31, 2020

Average RPI Win: 231	WON-LOST	WINNING	LAST 10	STRENGTH OF	OPP. STRENGTH	TEAM	ADJ.	CONF.	ADJ CONF.
Average RPI Loss: 112	RECORD	PCT. RANK	GAMES	SCHEDULE	OF SCHEDULE	RPI	RPI	RPI	RPI
DIV. I ONLY	5- 13	286	2-8	68	181	200	200	10	10
DIV. I NON-CONF.	4- 7	225	1-2	57	242	152	152	10	10
TOTALS	RPI 1-25	RPI 26-50	W-L RECORDS	RPI 51-100	RPI 101-150	RPI 150+			
5- 13	0- 0	0- 2	OVERALL	0- 5	0- 2	5- 4			
1- 6	0- 0	0- 1	HOME	0- 2	0- 2	1- 1			
3- 6	0- 0	0- 1	AWAY	0- 2	0- 0	3- 3			
1- 1	0- 0	0- 0	NEUTRAL	0- 1	0- 0	1- 0			
4- 7	0- 0	0- 2	NON-CONFERENCE	0- 3	0- 1	4- 1			
1- 3	0- 0	0- 1	HOME	0- 1	0- 1	1- 0			
2- 3	0- 0	0- 1	AWAY	0- 1	0- 0	2- 1			
1- 1	0- 0	0- 0	NEUTRAL	0- 1	0- 0	1- 0			
1- 6	0- 0	0- 0	CONFERENCE	0- 2	0- 1	1- 3			
0- 3	0- 0	0- 0	HOME	0- 1	0- 1	0- 1			
1- 3	0- 0	0- 0	AWAY	0- 1	0- 0	1- 2			
0- 0	0- 0	0- 0	NEUTRAL	0- 0	0- 0	0- 0			

RPI S	Opponent	Score	RPI S	Opponent	Score	RPI S	Opponent	Score	RPI S	Opponent	Score	Team's RPI: 200
27	A Purdue	63 68	27	A Purdue	63 68	51	N South Dakota	48 91	106	H Kent St.	71 79	
31	H Drake	49 73	31	H Drake	49 73	72	A Ohio	67 87	121	H Harvard	53 59	
						72	H Ohio	79 85	154	N Tennessee Tech	82 74	
						75	A Illinois St.	66 69	164	A Eastern Mich.	55 62	
						94	H Southern Ill.	61 80	179	H Toledo	51 63	
									197	A Miami (OH)	64 66	
									202	A Akron	70 65	
									251	H Eastern Ill.	61 48	
									270	A Colorado St.	80 75	
									271	A Milwaukee	65 78	
									280	A North Dakota St.	74 68	
LAST 10 Division I												
164	A Eastern Mich.	55 62	197	A Miami (OH)	64 66							
72	H Ohio	79 85	72	A Ohio	67 87							
202	A Akron	70 65	31	H Drake	49 73							
106	H Kent St.	71 79	94	H Southern Ill.	61 80							
179	H Toledo	51 63	251	H Eastern Ill.	61 48							

Non-Div I Games:

Northern Ill.

■ Loss,
 ■ Non-Conf,
 ■ S Site,
 ■ H Home
 ■ A Away
 N Neutral

Average RPI Win:	282	WON-LOST	WINNING	LAST 10	STRENGTH OF	OPP. STRENGTH	TEAM	ADJ.	CONF.	ADJ CONF.
Average RPI Loss:	138	RECORD	PCT. RANK	GAMES	SCHEDULE	OF SCHEDULE	RPI	RPI	RPI	RPI
DIV. I ONLY	12- 9	134	6-4	318	220	223	223	21	21	
DIV. I NON-CONF.	6- 5	151	0	314	182	227	227	19	19	
TOTALS	RPI 1-25	RPI 26-50	W-L RECORDS	RPI 51-100	RPI 101-150	RPI 150+				
12- 9	0- 1	0- 0	OVERALL	0- 3	0- 1	12- 4				
7- 4	0- 1	0- 0	HOME	0- 1	0- 0	7- 2				
4- 5	0- 0	0- 0	AWAY	0- 2	0- 1	4- 2				
1- 0	0- 0	0- 0	NEUTRAL	0- 0	0- 0	1- 0				
6- 5	0- 1	0- 0	NON-CONFERENCE	0- 2	0- 0	6- 2				
3- 2	0- 1	0- 0	HOME	0- 1	0- 0	3- 0				
2- 3	0- 0	0- 0	AWAY	0- 1	0- 0	2- 2				
1- 0	0- 0	0- 0	NEUTRAL	0- 0	0- 0	1- 0				
6- 4	0- 0	0- 0	CONFERENCE	0- 1	0- 1	6- 2				
4- 2	0- 0	0- 0	HOME	0- 0	0- 0	4- 2				
2- 2	0- 0	0- 0	AWAY	0- 1	0- 1	2- 0				
0- 0	0- 0	0- 0	NEUTRAL	0- 0	0- 0	0- 0				

RPI 1-25				RPI 26-50				RPI 51-100				RPI 101+ Team's RPI: 223			
RPI	S	Opponent	Score	RPI	S	Opponent	Score	RPI	S	Opponent	Score	RPI	S	Opponent	Score
3	H	Louisville	57 85					56	A	Belmont	45 62	131	A	Green Bay	44 65
								57	A	IUPUI	61 89	161	H	Wright St.	55 63
								99	H	Saint Louis	42 67	192	H	Cleveland St.	68 73
												219	H	Central Ark.	72 56
												236	H	Youngstown St.	75 56
												260	A	Lipscomb	69 71
												271	A	Milwaukee	61 49
												271	H	Milwaukee	61 37
												273	H	Oakland	69 60
												278	A	Indiana St.	70 68
												281	A	Eastern Ky.	62 69
												286	H	Wofford	80 72
												292	A	FIU	67 45
												298	H	Omaha	57 40
												313	N	Jacksonville St.	66 63
												317	H	Detroit Mercy	72 60
												334	A	UIC	88 46
LAST 10 Division I															
271	H	Milwaukee	61 37	57	A	IUPUI	61 89	192	H	Cleveland St.	68 73				
317	H	Detroit Mercy	72 60	236	H	Youngstown St.	75 56	271	A	Milwaukee	61 49				
273	H	Oakland	69 60	161	H	Wright St.	55 63	131	A	Green Bay	44 65				
278	A	Indiana St.	70 68												
281	A	Eastern Ky.	62 69												
286	H	Wofford	80 72												
292	A	FIU	67 45												
298	H	Omaha	57 40												
313	N	Jacksonville St.	66 63												
317	H	Detroit Mercy	72 60												
334	A	UIC	88 46												

Non-Div I Games:

Northern Ky.

■ Loss,
 ■ Non-Conf, S Site,
 ■ Home
 ■ Away
 N Neutral

Northwestern

Through Games Of Jan. 31, 2020

Average RPI Win:	112	WON-LOST	WINNING	LAST 10	STRENGTH OF	OPP. STRENGTH	TEAM	ADJ.	CONF.	ADJ CONF.
Average RPI Loss:	10	RECORD	PCT. RANK	GAMES	SCHEDULE	OF SCHEDULE	RPI	RPI	RPI	RPI
DIV. I ONLY	18- 3	17	8-2	27	3	14	14	2	2	
DIV. I NON-CONF.	10- 1	19	0	115	17	28	28	2	2	
TOTALS	RPI 1-25	RPI 26-50	W-L RECORDS	RPI 51-100	RPI 101-150	RPI 150+				
18- 3	2- 3	4- 0	OVERALL	4- 0	2- 0	6- 0				
10- 2	1- 2	2- 0	HOME	3- 0	0- 0	4- 0				
6- 1	1- 1	2- 0	AWAY	1- 0	2- 0	0- 0				
2- 0	0- 0	0- 0	NEUTRAL	0- 0	0- 0	2- 0				
10- 1	0- 1	2- 0	NON-CONFERENCE	3- 0	0- 0	5- 0				
6- 1	0- 1	0- 0	HOME	3- 0	0- 0	3- 0				
2- 0	0- 0	2- 0	AWAY	0- 0	0- 0	0- 0				
2- 0	0- 0	0- 0	NEUTRAL	0- 0	0- 0	2- 0				
8- 2	2- 2	2- 0	CONFERENCE	1- 0	2- 0	1- 0				
4- 1	1- 1	2- 0	HOME	0- 0	0- 0	1- 0				
4- 1	1- 1	0- 0	AWAY	1- 0	2- 0	0- 0				
0- 0	0- 0	0- 0	NEUTRAL	0- 0	0- 0	0- 0				

RPI	S	Opponent	Score	RPI	S	Opponent	Score	RPI	S	Opponent	Score	RPI	S	Opponent	Score
6	A	Maryland	61 70	27	H	Purdue	61 56	63	A	Minnesota	56 54	102	A	Michigan St.	76 48
6	H	Maryland	81 58	36	A	Marquette	64 56	66	H	Boston College	66 63	145	A	Illinois	77 50
6	H	Iowa	51 77	39	A	Duke	63 42	91	H	Colgate	73 44	156	H	Dartmouth	79 37
13	A	Indiana	71 69	47	H	Michigan	81 73	97	H	UT Arlington	74 47	162	H	Valparaiso	69 48
19	H	DePaul	68 70									187	H	Penn St.	85 59
												233	N	Xavier	79 59
												268	N	East Carolina	64 45
												285	H	Loyola Maryland	67 46
LAST 10 Division I															
47	H	Michigan	81 73	27	H	Purdue	61 56								
6	A	Maryland	61 70	63	A	Minnesota	56 54								
102	A	Michigan St.	76 48	6	H	Iowa	51 77								
187	H	Penn St.	85 59	6	H	Maryland	81 58								
13	A	Indiana	71 69	145	A	Illinois	77 50								

Non-Div I Games:

Northwestern

Loss,
Non-Conf, S Site,
H Home
A Away
N Neutral

Average RPI Win:	314	WON-LOST	WINNING	LAST 10	STRENGTH OF	OPP. STRENGTH	TEAM	ADJ.	CONF.	ADJ CONF.
Average RPI Loss:	183	RECORD	PCT. RANK	GAMES	SCHEDULE	OF SCHEDULE	RPI	RPI	RPI	RPI
DIV. I ONLY	3- 13	316	2-8	297	305	340	340	23	23	
DIV. I NON-CONF.	1- 5	313	0-1	226	252	321	321	20	20	
TOTALS	RPI 1-25	RPI 26-50	W-L RECORDS	RPI 51-100	RPI 101-150	RPI 150+				
3- 13	0- 0	0- 2	OVERALL	0- 0	0- 2	3- 9				
3- 6	0- 0	0- 0	HOME	0- 0	0- 1	3- 5				
0- 7	0- 0	0- 2	AWAY	0- 0	0- 1	0- 4				
0- 0	0- 0	0- 0	NEUTRAL	0- 0	0- 0	0- 0				
1- 5	0- 0	0- 2	NON-CONFERENCE	0- 0	0- 0	1- 3				
1- 1	0- 0	0- 0	HOME	0- 0	0- 0	1- 1				
0- 4	0- 0	0- 2	AWAY	0- 0	0- 0	0- 2				
0- 0	0- 0	0- 0	NEUTRAL	0- 0	0- 0	0- 0				
2- 8	0- 0	0- 0	CONFERENCE	0- 0	0- 2	2- 6				
2- 5	0- 0	0- 0	HOME	0- 0	0- 1	2- 4				
0- 3	0- 0	0- 0	AWAY	0- 0	0- 1	0- 2				
0- 0	0- 0	0- 0	NEUTRAL	0- 0	0- 0	0- 0				

RPI 1-25			RPI 26-50			RPI 51-100			RPI 101+			Team's RPI: 340
RPI	S	Opponent	Score	RPI	S	Opponent	Score	RPI	S	Opponent	Score	
				34	A	Texas	49 91					
				41	A	Arkansas	39 99					
LAST 10 Division I												
152	H	New Orleans	63 77	325	H	Incarinate Word	67 69	111	A	SFA	40 89	
231	H	Southeastern La.	56 72	312	H	Houston Baptist	69 60	125	H	A&M-Corpus Christi	59 72	
111	A	SFA	40 89	125	H	A&M-Corpus Christi	59 72	152	H	New Orleans	63 77	
294	H	Nicholls St.	58 54	34	A	Texas	49 91	153	A	Texas Tech	49 79	
327	A	McNeese	51 61	216	A	Lamar University	58 61	158	H	Sam Houston St.	69 79	
								159	H	Jackson St.	49 66	
								216	A	Lamar University	58 61	
								231	H	Southeastern La.	56 72	
								294	H	Nicholls St.	58 54	
								312	H	Houston Baptist	69 60	
								325	H	Incarinate Word	67 69	
								327	A	McNeese	51 61	
								337	H	Grambling	65 61	
								346	A	La.-Monroe	54 63	

Non-Div I Games: LeTourneau 91 61 LSU-Shreveport 63 68 Central Baptist 61 59

Northwestern St.

Loss, Non-Conf, S Site, H Home A Away N Neutral

Notre Dame

Through Games Of Jan. 31, 2020

Average RPI Win:	149	WON-LOST	WINNING	LAST 10	STRENGTH OF	OPP. STRENGTH	TEAM	ADJ.	CONF.	ADJ CONF.
Average RPI Loss:	57	RECORD	PCT. RANK	GAMES	SCHEDULE	OF SCHEDULE	RPI	RPI	RPI	RPI
DIV. I ONLY	7- 14	257	2-8	16	7	124	124	5	5	
DIV. I NON-CONF.	5- 7	205	0-1	5	28	77	77	3	3	
TOTALS	RPI 1-25	RPI 26-50	W-L RECORDS	RPI 51-100	RPI 101-150	RPI 150+				
7- 14	0- 4	1- 4	OVERALL	2- 3	1- 2	3- 1				
3- 8	0- 3	0- 1	HOME	1- 2	0- 1	2- 1				
3- 4	0- 1	1- 2	AWAY	0- 0	1- 1	1- 0				
1- 2	0- 0	0- 1	NEUTRAL	1- 1	0- 0	0- 0				
5- 7	0- 2	1- 2	NON-CONFERENCE	1- 2	1- 1	2- 0				
2- 4	0- 1	0- 1	HOME	0- 1	0- 1	2- 0				
2- 1	0- 1	1- 0	AWAY	0- 0	1- 0	0- 0				
1- 2	0- 0	0- 1	NEUTRAL	1- 1	0- 0	0- 0				
2- 7	0- 2	0- 2	CONFERENCE	1- 1	0- 1	1- 1				
1- 4	0- 2	0- 0	HOME	1- 1	0- 0	0- 1				
1- 3	0- 0	0- 2	AWAY	0- 0	0- 1	1- 0				
0- 0	0- 0	0- 0	NEUTRAL	0- 0	0- 0	0- 0				

RPI S	Opponent	Score	RPI S	Opponent	Score	RPI S	Opponent	Score	RPI S	Opponent	Score	Team's RPI: 124
3	H Louisville	54 86	33	N FGCU	60 69	59	H Miami (FL)	76 53	102	H Michigan St.	69 72	
10	A UConn	57 81	39	A Duke	47 50	63	H Minnesota	67 75	105	A Syracuse	63 74	
17	H NC State	56 90	42	A Virginia	60 90	66	H Boston College	65 75	120	A Fordham	60 55	
19	H DePaul	94 105	47	A Michigan	76 72	74	N South Dakota St.	59 65	171	H Clemson	55 71	
			49	H Tennessee	63 74	76	N South Fla.	67 51	179	H Toledo	54 51	
									275	A Pittsburgh	60 52	
									285	H Loyola Maryland	84 60	
LAST 10 Division I												
3	H Louisville	54 86	66	H Boston College	65 75							
42	A Virginia	60 90	105	A Syracuse	63 74							
59	H Miami (FL)	76 53	275	A Pittsburgh	60 52							
39	A Duke	47 50	171	H Clemson	55 71							
17	H NC State	56 90	19	H DePaul	94 105							

Non-Div I Games:

Notre Dame

Loss, Non-Conf, S Site, H Home A Away N Neutral

Average RPI Win:	279	WON-LOST	WINNING	LAST 10	STRENGTH OF	OPP. STRENGTH	TEAM	ADJ.	CONF.	ADJ CONF.
Average RPI Loss:	164	RECORD	PCT. RANK	GAMES	SCHEDULE	OF SCHEDULE	RPI	RPI	RPI	RPI
DIV. I ONLY	6- 12	257	3-7	269	246	273	273	21	21	
DIV. I NON-CONF.	3- 6	235	0-1	262	192	246	246	19	19	
TOTALS	RPI 1-25	RPI 26-50	W-L RECORDS	RPI 51-100	RPI 101-150	RPI 150+				
6- 12	0- 1	0- 1	OVERALL	0- 2	1- 1	5- 7				
2- 4	0- 1	0- 0	HOME	0- 1	1- 0	1- 2				
3- 8	0- 0	0- 1	AWAY	0- 1	0- 1	3- 5				
1- 0	0- 0	0- 0	NEUTRAL	0- 0	0- 0	1- 0				
3- 6	0- 1	0- 1	NON-CONFERENCE	0- 1	0- 1	3- 2				
0- 2	0- 1	0- 0	HOME	0- 1	0- 0	0- 0				
2- 4	0- 0	0- 1	AWAY	0- 0	0- 1	2- 2				
1- 0	0- 0	0- 0	NEUTRAL	0- 0	0- 0	1- 0				
3- 6	0- 0	0- 0	CONFERENCE	0- 1	1- 0	2- 5				
2- 2	0- 0	0- 0	HOME	0- 0	1- 0	1- 2				
1- 4	0- 0	0- 0	AWAY	0- 1	0- 0	1- 3				
0- 0	0- 0	0- 0	NEUTRAL	0- 0	0- 0	0- 0				

RPI 1-25				RPI 26-50				RPI 51-100				RPI 101+ Team's RPI: 273			
RPI	S	Opponent	Score	RPI	S	Opponent	Score	RPI	S	Opponent	Score	RPI	S	Opponent	Score
18	H	Central Mich.	47 65	47	A	Michigan	64 79	54	H	Bradley	58 74	102	A	Michigan St.	56 76
								57	A	IUPUI	41 76	131	H	Green Bay	93 88
												161	A	Wright St.	66 85
												192	H	Cleveland St.	58 79
												223	A	Northern Ky.	60 69
												236	H	Youngstown St.	74 79
												252	A	Niagara	63 77
												271	H	Milwaukee	78 62
												288	A	St. Bonaventure	66 80
												292	A	FIU	58 49
												313	N	Jacksonville St.	61 55
												317	A	Detroit Mercy	71 57
												334	A	UIC	64 70
												348	A	Chicago St.	98 70
LAST 10 Division I															
161	A	Wright St.	66 85	131	H	Green Bay	93 88								
223	A	Northern Ky.	60 69	334	A	UIC	64 70								
192	H	Cleveland St.	58 79	57	A	IUPUI	41 76								
236	H	Youngstown St.	74 79	317	A	Detroit Mercy	71 57								
271	H	Milwaukee	78 62	18	H	Central Mich.	47 65								

Non-Div I Games: Lourdes 72 53 Concordia (MI) 76 42

Oakland

Loss, Non-Conf, S Site, H Home A Away N Neutral

Average RPI Win:	179	WON-LOST	WINNING	LAST 10	STRENGTH OF	OPP. STRENGTH	TEAM	ADJ.	CONF.	ADJ CONF.
Average RPI Loss:	70	RECORD	PCT. RANK	GAMES	SCHEDULE	OF SCHEDULE	RPI	RPI	RPI	RPI
DIV. I ONLY	13- 6	68	7-3	147	52	72	72	10	10	
DIV. I NON-CONF.	7- 4	100	1-1	190	20	89	89	10	10	
TOTALS	RPI 1-25	RPI 26-50	W-L RECORDS	RPI 51-100	RPI 101-150	RPI 150+				
13- 6	0- 2	1- 1	OVERALL	3- 1	0- 2	9- 0				
8- 1	0- 1	0- 0	HOME	2- 0	0- 0	6- 0				
4- 4	0- 1	1- 1	AWAY	1- 0	0- 2	2- 0				
1- 1	0- 0	0- 0	NEUTRAL	0- 1	0- 0	1- 0				
7- 4	0- 1	1- 1	NON-CONFERENCE	1- 1	0- 1	5- 0				
4- 0	0- 0	0- 0	HOME	1- 0	0- 0	3- 0				
2- 3	0- 1	1- 1	AWAY	0- 0	0- 1	1- 0				
1- 1	0- 0	0- 0	NEUTRAL	0- 1	0- 0	1- 0				
6- 2	0- 1	0- 0	CONFERENCE	2- 0	0- 1	4- 0				
4- 1	0- 1	0- 0	HOME	1- 0	0- 0	3- 0				
2- 1	0- 0	0- 0	AWAY	1- 0	0- 1	1- 0				
0- 0	0- 0	0- 0	NEUTRAL	0- 0	0- 0	0- 0				

RPI 1-25				RPI 26-50				RPI 51-100 Team's RPI: 72				RPI 101+			
RPI	S	Opponent	Score	RPI	S	Opponent	Score	RPI	S	Opponent	Score	RPI	S	Opponent	Score
18	H	Central Mich.	71 73	32	A	Ohio St.	74 68	57	H	IUPUI	70 64	105	A	Syracuse	54 66
19	A	TCU	72 79	34	A	Texas	60 73	77	H	Ball St.	79 71	146	A	Western Mich.	72 73
								81	A	Buffalo	76 65	172	H	American	81 69
								96	N	Butler	55 60	200	A	Northern Ill.	85 79
												200	H	Northern Ill.	87 67
												202	H	Akron	70 57
												204	H	Bowling Green	79 69
												230	A	Chattanooga	70 58
												267	H	Marshall	67 51
												275	N	Pittsburgh	72 50
												325	H	Incarnate Word	78 41
LAST 10 Division I															
202	H	Akron	70 57	81	A	Buffalo	76 65								
204	H	Bowling Green	79 69	18	H	Central Mich.	71 73								
200	A	Northern Ill.	85 79	200	H	Northern Ill.	87 67								
77	H	Ball St.	79 71	230	A	Chattanooga	70 58								
146	A	Western Mich.	72 73	34	A	Texas	60 73								

Non-Div I Games:

Ohio

Average RPI Win:	129	WON-LOST	WINNING	LAST 10	STRENGTH OF	OPP. STRENGTH	TEAM	ADJ.	CONF.	ADJ CONF.
Average RPI Loss:	32	RECORD	PCT. RANK	GAMES	SCHEDULE	OF SCHEDULE	RPI	RPI	RPI	RPI
DIV. I ONLY	11- 9	148	5-5	3	29	32	32	2	2	
DIV. I NON-CONF.	7- 4	100	1-0	3	117	15	15	2	2	
TOTALS	RPI 1-25	RPI 26-50	W-L RECORDS	RPI 51-100	RPI 101-150	RPI 150+				
11- 9	1- 5	1- 1	OVERALL	3- 2	2- 1	4- 0				
5- 4	1- 2	1- 1	HOME	0- 1	1- 0	2- 0				
4- 4	0- 3	0- 0	AWAY	2- 0	1- 1	1- 0				
2- 1	0- 0	0- 0	NEUTRAL	1- 1	0- 0	1- 0				
7- 4	1- 2	0- 0	NON-CONFERENCE	2- 2	1- 0	3- 0				
2- 2	1- 1	0- 0	HOME	0- 1	0- 0	1- 0				
3- 1	0- 1	0- 0	AWAY	1- 0	1- 0	1- 0				
2- 1	0- 0	0- 0	NEUTRAL	1- 1	0- 0	1- 0				
4- 5	0- 3	1- 1	CONFERENCE	1- 0	1- 1	1- 0				
3- 2	0- 1	1- 1	HOME	0- 0	1- 0	1- 0				
1- 3	0- 2	0- 0	AWAY	1- 0	0- 1	0- 0				
0- 0	0- 0	0- 0	NEUTRAL	0- 0	0- 0	0- 0				

RPI	S	Opponent	Score	RPI	S	Opponent	Score	Team's RPI: 32	RPI	S	Opponent	Score	RPI	S	Opponent	Score
3	H	Louisville	67 60	27	H	Purdue	50 66		51	N	South Dakota	53 68	102	A	Michigan St.	65 68
4	A	Stanford	52 71	47	H	Michigan	78 69		52	N	UNI	64 46	106	A	Kent St.	75 65
6	A	Maryland	62 72						63	A	Minnesota	66 63	145	H	Illinois	77 47
6	A	Iowa	68 77						72	H	Ohio	68 74	162	N	Valparaiso	89 38
6	H	Maryland	65 85						98	A	Cincinnati	78 73	187	H	Penn St.	80 70
10	H	UConn	62 73										237	H	Radford	70 57
													316	A	Sacramento St.	104 74
LAST 10 Division I																
6	H	Maryland	65 85	47	H	Michigan	78 69		6	A	Maryland	62 72				
6	A	Iowa	68 77						63	A	Minnesota	66 63				
145	H	Illinois	77 47						27	H	Purdue	50 66				
102	A	Michigan St.	65 68						316	A	Sacramento St.	104 74				
187	H	Penn St.	80 70													

Non-Div I Games:

Ohio St.

■ Loss,
■ Non-Conf, S Site,
■ Home
■ Away
N Neutral

Average RPI Win:	98	WON-LOST	WINNING	LAST 10	STRENGTH OF	OPP. STRENGTH	TEAM	ADJ.	CONF.	ADJ CONF.
Average RPI Loss:	74	RECORD	PCT. RANK	GAMES	SCHEDULE	OF SCHEDULE	RPI	RPI	RPI	RPI
DIV. I ONLY	10- 10	171	4-6	2	59	45	45	3	3	
DIV. I NON-CONF.	7- 5	131	1-1	4	107	51	51	4	4	
TOTALS	RPI 1-25	RPI 26-50	W-L RECORDS	RPI 51-100	RPI 101-150	RPI 150+				
10- 10	1- 4	3- 2	OVERALL	2- 0	2- 1	2- 3				
8- 4	1- 3	1- 1	HOME	2- 0	2- 0	2- 0				
2- 5	0- 0	2- 1	AWAY	0- 0	0- 1	0- 3				
0- 1	0- 1	0- 0	NEUTRAL	0- 0	0- 0	0- 0				
7- 5	1- 2	1- 1	NON-CONFERENCE	1- 0	2- 0	2- 2				
7- 1	1- 1	1- 0	HOME	1- 0	2- 0	2- 0				
0- 3	0- 0	0- 1	AWAY	0- 0	0- 0	0- 2				
0- 1	0- 1	0- 0	NEUTRAL	0- 0	0- 0	0- 0				
3- 5	0- 2	2- 1	CONFERENCE	1- 0	0- 1	0- 1				
1- 3	0- 2	0- 1	HOME	1- 0	0- 0	0- 0				
2- 2	0- 0	2- 0	AWAY	0- 0	0- 1	0- 1				
0- 0	0- 0	0- 0	NEUTRAL	0- 0	0- 0	0- 0				

RPI S	Opponent	Score	RPI S	Opponent	Score	Team's RPI: 45	RPI S	Opponent	Score	RPI S	Opponent	Score	RPI S	Opponent	Score
5	H Baylor	56 77	28	A Western Ky.	63 74		55	H Iowa St.	81 72	111	H SFA	75 62			
10	N UConn	53 97	31	H Drake	93 84		88	H Abilene Christian	78 65	127	H UAB	82 75			
12	H Missouri St.	90 96	34	H Texas	53 70					150	A Kansas St.	74 92			
19	H TCU	63 82	38	A West Virginia	73 49					153	A Texas Tech	84 89			
24	H LSU	90 68	44	A Oklahoma St.	77 75					158	H Sam Houston St.	95 71			
LAST 10 Division I															
34	H Texas	53 70	55	H Iowa St.	81 72										
150	A Kansas St.	74 92	44	A Oklahoma St.	77 75										
153	A Texas Tech	84 89	5	H Baylor	56 77										
19	H TCU	63 82	10	N UConn	53 97										
38	A West Virginia	73 49	31	H Drake	93 84										

Non-Div I Games:

Oklahoma

■ Loss,
■ Non-Conf, S Site,
■ Home
■ Away
N Neutral

Average RPI Win:	155	WON-LOST	WINNING	LAST 10	STRENGTH OF	OPP. STRENGTH	TEAM	ADJ.	CONF.	ADJ CONF.
Average RPI Loss:	22	RECORD	PCT. RANK	GAMES	SCHEDULE	OF SCHEDULE	RPI	RPI	RPI	RPI
DIV. I ONLY	12- 8	115	5-5	10	34	44	44	3	3	
DIV. I NON-CONF.	9- 3	63	2-0	29	97	29	29	4	4	
TOTALS	RPI 1-25	RPI 26-50	W-L RECORDS	RPI 51-100	RPI 101-150	RPI 150+				
12- 8	0- 5	1- 2	OVERALL	2- 1	4- 0	5- 0				
8- 4	0- 1	0- 2	HOME	1- 1	3- 0	4- 0				
3- 2	0- 2	1- 0	AWAY	0- 0	1- 0	1- 0				
1- 2	0- 2	0- 0	NEUTRAL	1- 0	0- 0	0- 0				
9- 3	0- 3	0- 0	NON-CONFERENCE	2- 0	2- 0	5- 0				
7- 0	0- 0	0- 0	HOME	1- 0	2- 0	4- 0				
1- 1	0- 1	0- 0	AWAY	0- 0	0- 0	1- 0				
1- 2	0- 2	0- 0	NEUTRAL	1- 0	0- 0	0- 0				
3- 5	0- 2	1- 2	CONFERENCE	0- 1	2- 0	0- 0				
1- 4	0- 1	0- 2	HOME	0- 1	1- 0	0- 0				
2- 1	0- 1	1- 0	AWAY	0- 0	1- 0	0- 0				
0- 0	0- 0	0- 0	NEUTRAL	0- 0	0- 0	0- 0				

RPI 1-25				RPI 26-50				Team's RPI: 44	RPI 51-100				RPI 101+			
RPI	S	Opponent	Score	RPI	S	Opponent	Score		RPI	S	Opponent	Score	RPI	S	Opponent	Score
1	N	Oregon	72 89	34	H	Texas	56 61		55	H	Iowa St.	63 64	101	H	Kansas	67 49
3	N	Louisville	48 69	38	A	West Virginia	57 55		92	H	Idaho	62 47	103	H	Rice	69 38
5	A	Baylor	48 94	45	H	Oklahoma	75 77		97	N	UT Arlington	60 47	108	H	Duquesne	84 41
16	A	Texas A&M	62 74										150	A	Kansas St.	70 63
19	H	TCU	68 72										216	H	Lamar University	74 53
													224	A	Tulsa	78 48
													239	H	Idaho St.	70 52
													241	H	Oral Roberts	78 44
													246	H	Southern U.	72 59
LAST 10 Division I																
19	H	TCU	68 72	5	A	Baylor	48 94									
34	H	Texas	56 61	45	H	Oklahoma	75 77									
38	A	West Virginia	57 55	101	H	Kansas	67 49									
55	H	Iowa St.	63 64	108	H	Duquesne	84 41									
150	A	Kansas St.	70 63	241	H	Oral Roberts	78 44									

Non-Div I Games:

Oklahoma St.

Average RPI Win:	177	WON-LOST	WINNING	LAST 10	STRENGTH OF	OPP. STRENGTH	TEAM	ADJ.	CONF.	ADJ CONF.
Average RPI Loss:	91	RECORD	PCT. RANK	GAMES	SCHEDULE	OF SCHEDULE	RPI	RPI	RPI	RPI
DIV. I ONLY	17- 3	20	9-1	135	119	30	30	13	13	
DIV. I NON-CONF.	10- 2	30	2-0	178	179	50	50	14	14	
TOTALS	RPI 1-25	RPI 26-50	W-L RECORDS	RPI 51-100	RPI 101-150	RPI 150+				
17- 3	0- 0	2- 1	OVERALL	2- 0	4- 2	9- 0				
10- 0	0- 0	1- 0	HOME	1- 0	2- 0	6- 0				
6- 3	0- 0	1- 1	AWAY	0- 0	2- 2	3- 0				
1- 0	0- 0	0- 0	NEUTRAL	1- 0	0- 0	0- 0				
10- 2	0- 0	0- 1	NON-CONFERENCE	1- 0	4- 1	5- 0				
6- 0	0- 0	0- 0	HOME	0- 0	2- 0	4- 0				
3- 2	0- 0	0- 1	AWAY	0- 0	2- 1	1- 0				
1- 0	0- 0	0- 0	NEUTRAL	1- 0	0- 0	0- 0				
7- 1	0- 0	2- 0	CONFERENCE	1- 0	0- 1	4- 0				
4- 0	0- 0	1- 0	HOME	1- 0	0- 0	2- 0				
3- 1	0- 0	1- 0	AWAY	0- 0	0- 1	2- 0				
0- 0	0- 0	0- 0	NEUTRAL	0- 0	0- 0	0- 0				

RPI 1-25			Team's RPI: 30		RPI 51-100			RPI 101+			
RPI	S	Opponent	Score	RPI	S	Opponent	Score	RPI	S	Opponent	Score
28	H	Western Ky.	76 65	70	H	Charlotte	54 51	104	A	VCU	49 62
42	A	Virginia	53 56	92	N	Idaho	67 55	118	H	Richmond	73 51
48	A	Middle Tenn.	67 56					127	A	UAB	65 76
								129	H	Campbell	59 44
								130	A	Auburn	89 77
								149	A	William & Mary	69 58
								163	A	Fla. Atlantic	75 63
								181	H	Hampton	75 38
								190	H	Southern Miss.	67 50
								243	H	Mt. St. Mary's	85 34
								257	H	Winthrop	68 44
								267	H	Marshall	57 46
								292	A	FIU	66 39
								324	H	UMES	48 39
								333	A	Cal Poly	61 55
LAST 10 Division I											
190	H	Southern Miss.	67 50	70	H	Charlotte	54 51				
163	A	Fla. Atlantic	75 63	127	A	UAB	65 76				
292	A	FIU	66 39	48	A	Middle Tenn.	67 56				
267	H	Marshall	57 46	243	H	Mt. St. Mary's	85 34				
28	H	Western Ky.	76 65	181	H	Hampton	75 38				

Non-Div I Games:

Old Dominion

Average RPI Win:	291	WON-LOST	WINNING	LAST 10	STRENGTH OF	OPP. STRENGTH	TEAM	ADJ.	CONF.	ADJ CONF.
Average RPI Loss:	107	RECORD	PCT. RANK	GAMES	SCHEDULE	OF SCHEDULE	RPI	RPI	RPI	RPI
DIV. I ONLY	7- 14	257	1-9	139	168	269	269	4	4	
DIV. I NON-CONF.	7- 6	161	1-1	291	349	289	289	5	5	
TOTALS	RPI 1-25	RPI 26-50	W-L RECORDS	RPI 51-100	RPI 101-150	RPI 150+				
7- 14	0- 4	0- 1	OVERALL	0- 1	0- 4	7- 4				
6- 7	0- 1	0- 1	HOME	0- 1	0- 3	6- 1				
0- 6	0- 3	0- 0	AWAY	0- 0	0- 1	0- 2				
1- 1	0- 0	0- 0	NEUTRAL	0- 0	0- 0	1- 1				
7- 6	0- 0	0- 0	NON-CONFERENCE	0- 0	0- 2	7- 4				
6- 3	0- 0	0- 0	HOME	0- 0	0- 2	6- 1				
0- 2	0- 0	0- 0	AWAY	0- 0	0- 0	0- 2				
1- 1	0- 0	0- 0	NEUTRAL	0- 0	0- 0	1- 1				
0- 8	0- 4	0- 1	CONFERENCE	0- 1	0- 2	0- 0				
0- 4	0- 1	0- 1	HOME	0- 1	0- 1	0- 0				
0- 4	0- 3	0- 0	AWAY	0- 0	0- 1	0- 0				
0- 0	0- 0	0- 0	NEUTRAL	0- 0	0- 0	0- 0				

RPI 1-25				RPI 26-50				RPI 51-100				RPI 101+ Team's RPI: 269			
RPI	S	Opponent	Score	RPI	S	Opponent	Score	RPI	S	Opponent	Score	RPI	S	Opponent	Score
2	H	South Carolina	32 87	49	H	Tennessee	28 84	71	H	Georgia	51 58	130	A	Auburn	43 59
15	A	Mississippi St.	39 80									132	H	Louisiana	42 53
16	A	Texas A&M	35 79									147	H	Southeast Mo. St.	53 70
24	A	LSU	44 52									148	H	Missouri	57 71
												152	H	New Orleans	64 69
												153	A	Texas Tech	48 84
												158	H	Sam Houston St.	75 69
												190	A	Southern Miss.	53 59
												250	H	Louisiana Tech	76 53
												275	N	Pittsburgh	50 58
												284	H	Ga. Southern	69 66
												318	N	Alcorn	73 55
												328	H	Alabama St.	93 66
												346	H	La.-Monroe	66 42
												351	H	Mississippi Val.	72 53
LAST 10 Division I															
2	H	South Carolina	32 87	49	H	Tennessee	28 84	16	A	Texas A&M	35 79	71	H	Georgia	51 58
15	A	Mississippi St.	39 80					328	H	Alabama St.	93 66				
130	A	Auburn	43 59					132	H	Louisiana	42 53				
148	H	Missouri	57 71												
24	A	LSU	44 52												

Non-Div I Games:

Ole Miss

■ Loss,
 ■ Non-Conf,
 ■ S Site,
 ■ H Home
 ■ A Away
 N Neutral

Average RPI Win:	272	WON-LOST	WINNING	LAST 10	STRENGTH OF	OPP. STRENGTH	TEAM	ADJ.	CONF.	ADJ CONF.
Average RPI Loss:	153	RECORD	PCT. RANK	GAMES	SCHEDULE	OF SCHEDULE	RPI	RPI	RPI	RPI
DIV. I ONLY	4- 15	307	1-9	122	308	298	298	18	18	
DIV. I NON-CONF.	3- 8	268	0-2	152	328	283	283	18	18	
TOTALS	RPI 1-25	RPI 26-50	W-L RECORDS	RPI 51-100	RPI 101-150	RPI 150+				
4- 15	0- 0	0- 1	OVERALL	0- 4	0- 3	4- 7				
3- 7	0- 0	0- 1	HOME	0- 3	0- 0	3- 3				
0- 7	0- 0	0- 0	AWAY	0- 1	0- 2	0- 4				
1- 1	0- 0	0- 0	NEUTRAL	0- 0	0- 1	1- 0				
3- 8	0- 0	0- 1	NON-CONFERENCE	0- 1	0- 3	3- 3				
2- 3	0- 0	0- 1	HOME	0- 1	0- 0	2- 1				
0- 4	0- 0	0- 0	AWAY	0- 0	0- 2	0- 2				
1- 1	0- 0	0- 0	NEUTRAL	0- 0	0- 1	1- 0				
1- 7	0- 0	0- 0	CONFERENCE	0- 3	0- 0	1- 4				
1- 4	0- 0	0- 0	HOME	0- 2	0- 0	1- 2				
0- 3	0- 0	0- 0	AWAY	0- 1	0- 0	0- 2				
0- 0	0- 0	0- 0	NEUTRAL	0- 0	0- 0	0- 0				

RPI 1-25				RPI 26-50				RPI 51-100				RPI 101+ Team's RPI: 298			
RPI	S	Opponent	Score	RPI	S	Opponent	Score	RPI	S	Opponent	Score	RPI	S	Opponent	Score
				29	H	Creighton	54 67	51	A	South Dakota	44 77	101	A	Kansas	48 63
								51	H	South Dakota	39 71	104	N	VCU	66 74
								52	H	UNI	45 81	150	A	Kansas St.	48 73
								74	H	South Dakota St.	51 68	192	H	Cleveland St.	66 79
												196	A	North Dakota	57 63
												212	H	Western Ill.	69 83
												223	A	Northern Ky.	40 57
												232	H	UMKC	57 53
												241	H	Oral Roberts	60 54
												251	A	Eastern Ill.	52 65
												265	H	Morgan St.	70 64
												296	A	Denver	60 66
												315	H	Purdue Fort Wayne	57 58
												351	N	Mississippi Val.	78 70
LAST 10 Division I															
				51	H	South Dakota	39 71	196	A	North Dakota	57 63				
				315	H	Purdue Fort Wayne	57 58	241	H	Oral Roberts	60 54				
				212	H	Western Ill.	69 83	74	H	South Dakota St.	51 68				
				296	A	Denver	60 66	192	H	Cleveland St.	66 79				
				51	A	South Dakota	44 77	52	H	UNI	45 81				

Non-Div I Games: Peru St. 92 58 Graceland (IA) 85 46

Omaha

Oral Roberts

Through Games Of Jan. 31, 2020

Average RPI Win:	243	WON-LOST	WINNING	LAST 10	STRENGTH OF	OPP. STRENGTH	TEAM	ADJ.	CONF.	ADJ CONF.
Average RPI Loss:	148	RECORD	PCT. RANK	GAMES	SCHEDULE	OF SCHEDULE	RPI	RPI	RPI	RPI
DIV. I ONLY	7- 12	247	4-6	217	165	241	241	18	18	
DIV. I NON-CONF.	3- 8	268	0-2	179	133	273	273	18	18	
TOTALS	RPI 1-25	RPI 26-50	W-L RECORDS	RPI 51-100	RPI 101-150	RPI 150+				
7- 12	0- 0	0- 2	OVERALL	0- 4	0- 1	7- 5				
6- 1	0- 0	0- 0	HOME	0- 0	0- 0	6- 1				
1- 11	0- 0	0- 2	AWAY	0- 4	0- 1	1- 4				
0- 0	0- 0	0- 0	NEUTRAL	0- 0	0- 0	0- 0				
3- 8	0- 0	0- 2	NON-CONFERENCE	0- 2	0- 1	3- 3				
3- 1	0- 0	0- 0	HOME	0- 0	0- 0	3- 1				
0- 7	0- 0	0- 2	AWAY	0- 2	0- 1	0- 2				
0- 0	0- 0	0- 0	NEUTRAL	0- 0	0- 0	0- 0				
4- 4	0- 0	0- 0	CONFERENCE	0- 2	0- 0	4- 2				
3- 0	0- 0	0- 0	HOME	0- 0	0- 0	3- 0				
1- 4	0- 0	0- 0	AWAY	0- 2	0- 0	1- 2				
0- 0	0- 0	0- 0	NEUTRAL	0- 0	0- 0	0- 0				

RPI S	Opponent	Score	RPI S	Opponent	Score	RPI S	Opponent	Score	RPI S	Opponent	Score	Team's RPI: 241
41	A Arkansas	64 96	51	A South Dakota	56 79	150	A Kansas St.	69 109				
44	A Oklahoma St.	44 78	58	A Nebraska	67 77	158	H Sam Houston St.	64 41				
			74	A South Dakota St.	44 58	166	H Wichita St.	79 66				
			100	A Utah	58 78	196	H North Dakota	75 52				
						207	A Southern Utah	58 72				
						212	A Western Ill.	61 75				
						224	A Tulsa	65 67				
						280	H North Dakota St.	70 62				
						291	H Texas St.	63 57				
						296	H Denver	84 72				
						298	A Omaha	54 60				
						312	H Houston Baptist	73 74				
						315	A Purdue Fort Wayne	79 73				
LAST 10 Division I												
296	H Denver	84 72	280	H North Dakota St.	70 62							
51	A South Dakota	56 79	298	A Omaha	54 60							
212	A Western Ill.	61 75	74	A South Dakota St.	44 58							
315	A Purdue Fort Wayne	79 73	44	A Oklahoma St.	44 78							
196	H North Dakota	75 52	58	A Nebraska	67 77							

Non-Div I Games: Rogers St. 80 40 Cent. Christian (KS114 60

Oral Roberts

Loss, Non-Conf, S Site, H Home A Away N Neutral

Oregon

Through Games Of Jan. 31, 2020

Average RPI Win:	110	WON-LOST	WINNING	LAST 10	STRENGTH OF	OPP. STRENGTH	TEAM	ADJ.	CONF.	ADJ CONF.
Average RPI Loss:	14	RECORD	PCT. RANK	GAMES	SCHEDULE	OF SCHEDULE	RPI	RPI	RPI	RPI
DIV. I ONLY	18- 2	11	9-1	9	14	1	1	1	1	1
DIV. I NON-CONF.	10- 1	19	1-0	73	55	14	14	1	1	1
TOTALS	RPI 1-25	RPI 26-50	W-L RECORDS	RPI 51-100	RPI 101-150	RPI 150+				
18- 2	3- 2	3- 0	OVERALL	4- 0	5- 0	3- 0				
11- 0	2- 0	1- 0	HOME	2- 0	4- 0	2- 0				
5- 1	1- 1	1- 0	AWAY	1- 0	1- 0	1- 0				
2- 1	0- 1	1- 0	NEUTRAL	1- 0	0- 0	0- 0				
10- 1	0- 1	1- 0	NON-CONFERENCE	2- 0	4- 0	3- 0				
6- 0	0- 0	0- 0	HOME	1- 0	3- 0	2- 0				
2- 0	0- 0	0- 0	AWAY	0- 0	1- 0	1- 0				
2- 1	0- 1	1- 0	NEUTRAL	1- 0	0- 0	0- 0				
8- 1	3- 1	2- 0	CONFERENCE	2- 0	1- 0	0- 0				
5- 0	2- 0	1- 0	HOME	1- 0	1- 0	0- 0				
3- 1	1- 1	1- 0	AWAY	1- 0	0- 0	0- 0				
0- 0	0- 0	0- 0	NEUTRAL	0- 0	0- 0	0- 0				

RPI	S	Opponent	Score	RPI	S	Opponent	Score	RPI	S	Opponent	Score	RPI	S	Opponent	Score
3	N	Louisville	62 72	26	A	Arizona	71 64	74	H	South Dakota St.	95 56	105	A	Syracuse	81 64
4	H	Stanford	87 55	44	N	Oklahoma St.	89 72	97	N	UT Arlington	91 54	110	H	Texas Southern	99 63
11	A	Oregon St.	66 57	50	H	Colorado	104 46	100	A	Utah	90 63	128	H	Northeastern	89 47
11	H	Oregon St.	76 64					100	H	Utah	88 51	139	H	California	105 55
25	A	Arizona St.	66 72									150	H	Kansas St.	89 51
												261	A	Long Beach St.	81 45
												282	H	UC Riverside	84 41
												287	H	Utah St.	109 52
LAST 10 Division I															
100	A	Utah	90 63	26	A	Arizona	71 64								
11	A	Oregon St.	66 57	25	A	Arizona St.	66 72								
11	H	Oregon St.	76 64	100	H	Utah	88 51								
139	H	California	105 55	50	H	Colorado	104 46								
4	H	Stanford	87 55	150	H	Kansas St.	89 51								

Non-Div I Games:

Oregon

■ Loss,
 ■ Non-Conf, S Site,
 ■ Home
 ■ Away
 N Neutral

Average RPI Win:	123	WON-LOST	WINNING	LAST 10	STRENGTH OF	OPP. STRENGTH	TEAM	ADJ.	CONF.	ADJ CONF.
Average RPI Loss:	8	RECORD	PCT. RANK	GAMES	SCHEDULE	OF SCHEDULE	RPI	RPI	RPI	RPI
DIV. I ONLY	17- 4	30	6-4	5	28	11	11	1	1	
DIV. I NON-CONF.	12- 0	1	1-0	61	87	5	5	1	1	
TOTALS	RPI 1-25	RPI 26-50	W-L RECORDS	RPI 51-100	RPI 101-150	RPI 150+				
17- 4	2- 4	3- 0	OVERALL	3- 0	3- 0	6- 0				
11- 2	2- 2	1- 0	HOME	1- 0	2- 0	5- 0				
3- 2	0- 2	2- 0	AWAY	1- 0	0- 0	0- 0				
3- 0	0- 0	0- 0	NEUTRAL	1- 0	1- 0	1- 0				
12- 0	2- 0	0- 0	NON-CONFERENCE	2- 0	2- 0	6- 0				
8- 0	2- 0	0- 0	HOME	0- 0	1- 0	5- 0				
1- 0	0- 0	0- 0	AWAY	1- 0	0- 0	0- 0				
3- 0	0- 0	0- 0	NEUTRAL	1- 0	1- 0	1- 0				
5- 4	0- 4	3- 0	CONFERENCE	1- 0	1- 0	0- 0				
3- 2	0- 2	1- 0	HOME	1- 0	1- 0	0- 0				
2- 2	0- 2	2- 0	AWAY	0- 0	0- 0	0- 0				
0- 0	0- 0	0- 0	NEUTRAL	0- 0	0- 0	0- 0				

RPI	S	Opponent	Score	RPI	S	Opponent	Score	RPI	S	Opponent	Score	RPI	S	Opponent	Score
1	A	Oregon	64 76	26	A	Arizona	63 61	59	A	Miami (FL)	75 53	113	N	Liberty	68 55
1	H	Oregon	57 66	50	A	Colorado	79 52	67	N	BYU	65 34	117	H	Pacific	69 57
4	H	Stanford	58 61	50	H	Colorado	72 60	100	H	Utah	77 48	139	H	California	81 44
12	H	Missouri St.	80 69									155	H	CSU Bakersfield	69 50
19	H	DePaul	98 77									193	N	Northern Ariz.	91 57
25	A	Arizona St.	47 55									194	H	Hawaii	64 32
												207	H	Southern Utah	95 45
												287	H	Utah St.	75 46
												301	H	UC Irvine	86 57
LAST 10 Division I															
50	A	Colorado	79 52	25	A	Arizona St.	47 55								
1	H	Oregon	57 66	26	A	Arizona	63 61								
1	A	Oregon	64 76	50	H	Colorado	72 60								
4	H	Stanford	58 61	100	H	Utah	77 48								
139	H	California	81 44	155	H	CSU Bakersfield	69 50								

Non-Div I Games:

Oregon St.

■ Loss,
■ Non-Conf, S Site,
■ Home
■ Away
N Neutral

Average RPI Win:	225	WON-LOST	WINNING	LAST 10	STRENGTH OF	OPP. STRENGTH	TEAM	ADJ.	CONF.	ADJ CONF.
Average RPI Loss:	105	RECORD	PCT. RANK	GAMES	SCHEDULE	OF SCHEDULE	RPI	RPI	RPI	RPI
DIV. I ONLY	12- 9	134	5-5	153	114	117	117	11	11	
DIV. I NON-CONF.	7- 4	100	0	176	141	96	96	11	11	
TOTALS	RPI 1-25	RPI 26-50	W-L RECORDS	RPI 51-100	RPI 101-150	RPI 150+				
12- 9	0- 3	0- 0	OVERALL	1- 1	1- 1	10- 4				
6- 2	0- 0	0- 0	HOME	0- 1	0- 1	6- 0				
5- 6	0- 3	0- 0	AWAY	1- 0	1- 0	3- 3				
1- 1	0- 0	0- 0	NEUTRAL	0- 0	0- 0	1- 1				
7- 4	0- 2	0- 0	NON-CONFERENCE	1- 0	0- 0	6- 2				
4- 0	0- 0	0- 0	HOME	0- 0	0- 0	4- 0				
2- 3	0- 2	0- 0	AWAY	1- 0	0- 0	1- 1				
1- 1	0- 0	0- 0	NEUTRAL	0- 0	0- 0	1- 1				
5- 5	0- 1	0- 0	CONFERENCE	0- 1	1- 1	4- 2				
2- 2	0- 0	0- 0	HOME	0- 1	0- 1	2- 0				
3- 3	0- 1	0- 0	AWAY	0- 0	1- 0	2- 2				
0- 0	0- 0	0- 0	NEUTRAL	0- 0	0- 0	0- 0				

RPI 1-25				RPI 26-50				RPI 51-100				RPI 101+ Team's RPI: 117			
RPI	S	Opponent	Score	RPI	S	Opponent	Score	RPI	S	Opponent	Score	RPI	S	Opponent	Score
8	A	UCLA	57 68					67	H	BYU	66 76	132	H	San Diego	64 66
9	A	Gonzaga	67 68					68	A	Drexel	58 51	141	A	Portland	77 73
11	A	Oregon St.	57 69									155	A	CSU Bakersfield	70 80
												160	A	Santa Clara	65 75
												167	A	Saint Mary's (CA)	68 66
												179	N	Toledo	65 66
												210	H	SMU	77 49
												227	A	Pepperdine	54 59
												227	H	Pepperdine	64 63
												232	H	UMKC	89 60
												234	A	San Francisco	84 61
												262	H	LMU (CA)	76 67
												263	A	UC Santa Barbara	63 53
												278	H	Indiana St.	83 66
												305	H	Weber St.	76 53
												309	N	St. Francis Brooklyn	71 62
LAST 10 Division I															
227	A	Pepperdine	54 59	141	A	Portland	77 73								
167	A	Saint Mary's (CA)	68 66	227	H	Pepperdine	64 63								
132	H	San Diego	64 66	262	H	LMU (CA)	76 67								
67	H	BYU	66 76	234	A	San Francisco	84 61								
9	A	Gonzaga	67 68	160	A	Santa Clara	65 75								

Non-Div I Games:

Pacific

■ Loss,
 ■ Non-Conf,
 ■ S Site,
 ■ H Home
 ■ A Away
 N Neutral

Average RPI Win:	235	WON-LOST	WINNING	LAST 10	STRENGTH OF	OPP. STRENGTH	TEAM	ADJ.	CONF.	ADJ CONF.
Average RPI Loss:	63	RECORD	PCT. RANK	GAMES	SCHEDULE	OF SCHEDULE	RPI	RPI	RPI	RPI
DIV. I ONLY	9- 5	93	5-5	251	97	114	114	8	8	
DIV. I NON-CONF.	9- 3	63	5-3	317	58	106	106	8	8	
TOTALS	RPI 1-25	RPI 26-50	W-L RECORDS	RPI 51-100	RPI 101-150	RPI 150+				
9- 5	0- 1	0- 1	OVERALL	1- 2	0- 1	8- 0				
5- 1	0- 1	0- 0	HOME	1- 0	0- 0	4- 0				
4- 4	0- 0	0- 1	AWAY	0- 2	0- 1	4- 0				
0- 0	0- 0	0- 0	NEUTRAL	0- 0	0- 0	0- 0				
9- 3	0- 0	0- 1	NON-CONFERENCE	1- 2	0- 0	8- 0				
5- 0	0- 0	0- 0	HOME	1- 0	0- 0	4- 0				
4- 3	0- 0	0- 1	AWAY	0- 2	0- 0	4- 0				
0- 0	0- 0	0- 0	NEUTRAL	0- 0	0- 0	0- 0				
0- 2	0- 1	0- 0	CONFERENCE	0- 0	0- 1	0- 0				
0- 1	0- 1	0- 0	HOME	0- 0	0- 0	0- 0				
0- 1	0- 0	0- 0	AWAY	0- 0	0- 1	0- 0				
0- 0	0- 0	0- 0	NEUTRAL	0- 0	0- 0	0- 0				

RPI	S	Opponent	Score	RPI	S	Opponent	Score	RPI	S	Opponent	Score	RPI	S	Opponent	Score	Team's RPI: 114
21	H	Princeton	55 75	39	A	Duke	50 66	53	A	Temple	72 76	121	A	Harvard	51 58	
								68	H	Drexel	53 49	194	A	Hawaii	70 55	
								80	A	Villanova	58 70	198	A	La Salle	65 49	
												199	A	Saint Joseph's	55 45	
												222	H	Iona	74 42	
												258	H	Stetson	81 41	
												300	H	Siena	92 44	
												332	A	NJIT	85 51	
												345	H	Hartford	74 46	
LAST 10 Division I																
121	A	Harvard	51 58	68	H	Drexel	53 49									
53	A	Temple	72 76	258	H	Stetson	81 41									
80	A	Villanova	58 70	198	A	La Salle	65 49									
21	H	Princeton	55 75	345	H	Hartford	74 46									
194	A	Hawaii	70 55	39	A	Duke	50 66									

Non-Div I Games: Chaminade 90 39

Penn

Average RPI Win:	204	WON-LOST	WINNING	LAST 10	STRENGTH OF	OPP. STRENGTH	TEAM	ADJ.	CONF.	ADJ CONF.
Average RPI Loss:	82	RECORD	PCT. RANK	GAMES	SCHEDULE	OF SCHEDULE	RPI	RPI	RPI	RPI
DIV. I ONLY	7- 14	257	1-9	56	62	187	187	2	2	
DIV. I NON-CONF.	6- 5	151	0	200	256	210	210	2	2	
TOTALS	RPI 1-25	RPI 26-50	W-L RECORDS	RPI 51-100	RPI 101-150	RPI 150+				
7- 14	0- 4	0- 4	OVERALL	0- 2	2- 1	5- 3				
5- 7	0- 2	0- 1	HOME	0- 2	2- 0	3- 2				
1- 6	0- 2	0- 3	AWAY	0- 0	0- 1	1- 0				
1- 1	0- 0	0- 0	NEUTRAL	0- 0	0- 0	1- 1				
6- 5	0- 1	0- 0	NON-CONFERENCE	0- 1	1- 0	5- 3				
4- 3	0- 0	0- 0	HOME	0- 1	1- 0	3- 2				
1- 1	0- 1	0- 0	AWAY	0- 0	0- 0	1- 0				
1- 1	0- 0	0- 0	NEUTRAL	0- 0	0- 0	1- 1				
1- 9	0- 3	0- 4	CONFERENCE	0- 1	1- 1	0- 0				
1- 4	0- 2	0- 1	HOME	0- 1	1- 0	0- 0				
0- 5	0- 1	0- 3	AWAY	0- 0	0- 1	0- 0				
0- 0	0- 0	0- 0	NEUTRAL	0- 0	0- 0	0- 0				

RPI S	Opponent	Score	RPI S	Opponent	Score	RPI S	Opponent	Score	RPI S	Opponent	Score	Team's RPI: 187
6	H Iowa	66 77	27	A Purdue	68 81	63	H Minnesota	74 81	102	H Michigan St.	86 73	
13	H Indiana	60 76	32	A Ohio St.	70 80	86	H Rider	70 78	120	H Fordham	72 59	
14	A Northwestern	59 85	40	H Rutgers	57 62				122	A Wisconsin	65 71	
21	A Princeton	55 72	47	A Michigan	48 82				171	H Clemson	68 55	
									174	A Towson	73 67	
									198	H La Salle	67 69	
									221	H George Mason	68 78	
									261	N Long Beach St.	56 64	
									266	H Sacred Heart	88 65	
									275	H Pittsburgh	78 73	
									322	N N.C. Central	92 68	
LAST 10 Division I												
6	H Iowa	66 77	32	A Ohio St.	70 80							
27	A Purdue	68 81	102	H Michigan St.	86 73							
13	H Indiana	60 76	122	A Wisconsin	65 71							
14	A Northwestern	59 85	47	A Michigan	48 82							
40	H Rutgers	57 62	63	H Minnesota	74 81							

Non-Div I Games:

Penn St.

■ Loss,
 ■ Non-Conf, S Site,
 ■ Home
 ■ Away
 N Neutral

Pepperdine

Through Games Of Jan. 31, 2020

Average RPI Win: 221	WON-LOST	WINNING	LAST 10	STRENGTH OF	OPP. STRENGTH	TEAM	ADJ.	CONF.	ADJ CONF.
Average RPI Loss: 134	RECORD	PCT. RANK	GAMES	SCHEDULE	OF SCHEDULE	RPI	RPI	RPI	RPI
DIV. I ONLY	8- 10	210	4-6	239	108	227	227	11	11
DIV. I NON-CONF.	4- 4	164	0	330	167	259	259	11	11
TOTALS	RPI 1-25	RPI 26-50	W-L RECORDS	RPI 51-100	RPI 101-150	RPI 150+			
8- 10	0- 1	0- 0	OVERALL	0- 2	2- 3	6- 4			
6- 4	0- 0	0- 0	HOME	0- 1	2- 0	4- 3			
2- 6	0- 1	0- 0	AWAY	0- 1	0- 3	2- 1			
0- 0	0- 0	0- 0	NEUTRAL	0- 0	0- 0	0- 0			
4- 4	0- 0	0- 0	NON-CONFERENCE	0- 1	0- 1	4- 2			
2- 2	0- 0	0- 0	HOME	0- 0	0- 0	2- 2			
2- 2	0- 0	0- 0	AWAY	0- 1	0- 1	2- 0			
0- 0	0- 0	0- 0	NEUTRAL	0- 0	0- 0	0- 0			
4- 6	0- 1	0- 0	CONFERENCE	0- 1	2- 2	2- 2			
4- 2	0- 0	0- 0	HOME	0- 1	2- 0	2- 1			
0- 4	0- 1	0- 0	AWAY	0- 0	0- 2	0- 1			
0- 0	0- 0	0- 0	NEUTRAL	0- 0	0- 0	0- 0			

RPI S Opponent Score	RPI S Opponent Score	RPI S Opponent Score	RPI S Opponent Score
9 A Gonzaga 36 70		67 H BYU 47 65	109 A Boise St. 74 76
		89 A Washington St. 48 85	117 A Pacific 63 64
			117 H Pacific 59 54
			132 H San Diego 73 57
			141 A Portland 67 69
			160 H Santa Clara 79 71
			167 A Saint Mary's (CA) 78 85
			185 H UC Davis 70 67
			188 H UNLV 44 69
			194 H Hawaii 51 52
			234 H San Francisco 82 70
			262 H LMU (CA) 77 84
			295 A Eastern Wash. 53 52
			310 A New Mexico St. 72 69
			333 H Cal Poly 63 53
LAST 10 Division I			
117 H Pacific 59 54	160 H Santa Clara 79 71	117 A Pacific 63 64	
141 A Portland 67 69	167 A Saint Mary's (CA) 78 85	67 H BYU 47 65	
9 A Gonzaga 36 70	132 H San Diego 73 57		
262 H LMU (CA) 77 84			
234 H San Francisco 82 70			

Non-Div I Games: Concordia (CA) 76 57 Cal St. L.A. 79 56

Pepperdine

Loss, **Non-Conf**, **S Site**, **H Home** **A Away** **N Neutral**

Pittsburgh

Through Games Of Jan. 31, 2020

Average RPI Win: 259	WON-LOST	WINNING	LAST 10	STRENGTH OF	OPP. STRENGTH	TEAM	ADJ.	CONF.	ADJ CONF.
Average RPI Loss: 101	RECORD	PCT. RANK	GAMES	SCHEDULE	OF SCHEDULE	RPI	RPI	RPI	RPI
DIV. I ONLY	4- 16	311	1-9	102	90	275	275	5	5
DIV. I NON-CONF.	3- 8	268	0-1	241	234	310	310	3	3
TOTALS	RPI 1-25	RPI 26-50	W-L RECORDS	RPI 51-100	RPI 101-150	RPI 150+			
4- 16	0- 2	0- 1	OVERALL	1- 6	0- 3	3- 4			
3- 8	0- 1	0- 0	HOME	1- 2	0- 3	2- 2			
0- 7	0- 1	0- 1	AWAY	0- 3	0- 0	0- 2			
1- 1	0- 0	0- 0	NEUTRAL	0- 1	0- 0	1- 0			
3- 8	0- 0	0- 0	NON-CONFERENCE	0- 4	0- 1	3- 3			
2- 4	0- 0	0- 0	HOME	0- 1	0- 1	2- 2			
0- 3	0- 0	0- 0	AWAY	0- 2	0- 0	0- 1			
1- 1	0- 0	0- 0	NEUTRAL	0- 1	0- 0	1- 0			
1- 8	0- 2	0- 1	CONFERENCE	1- 2	0- 2	0- 1			
1- 4	0- 1	0- 0	HOME	1- 1	0- 2	0- 0			
0- 4	0- 1	0- 1	AWAY	0- 1	0- 0	0- 1			
0- 0	0- 0	0- 0	NEUTRAL	0- 0	0- 0	0- 0			

RPI	S	Opponent	Score	RPI	S	Opponent	Score	RPI	S	Opponent	Score	RPI	S	Opponent	Score	Team's RPI: 275
3	A	Louisville	49 83	35	A	Virginia Tech	56 68	60	A	North Carolina	62 70	105	H	Syracuse	51 69	
17	H	NC State	44 88					61	A	UCF	58 74	108	H	Duquesne	62 81	
								66	H	Boston College	70 79	124	H	Notre Dame	52 60	
								72	N	Ohio	50 72	171	A	Clemson	67 75	
								85	H	Stony Brook	56 59	187	A	Penn St.	73 78	
								90	H	Wake Forest	53 48	197	H	Miami (OH)	71 80	
								98	A	Cincinnati	53 69	228	H	Georgetown	56 66	
												269	N	Ole Miss	58 50	
												331	H	Fairleigh Dickinson	69 60	
												344	H	Central Conn. St.	81 73	
LAST 10 Division I																
90	H	Wake Forest	53 48	35	A	Virginia Tech	56 68	60	A	North Carolina	62 70	105	H	Syracuse	51 69	
3	A	Louisville	49 83	66	H	Boston College	70 79	124	H	Notre Dame	52 60	171	A	Clemson	67 75	
17	H	NC State	44 88	105	H	Syracuse	51 69	197	H	Miami (OH)	71 80	228	H	Georgetown	56 66	
105	H	Syracuse	51 69	269	N	Ole Miss	58 50	331	H	Fairleigh Dickinson	69 60	344	H	Central Conn. St.	81 73	
171	A	Clemson	67 75	344	H	Central Conn. St.	81 73									

Non-Div I Games:

Pittsburgh

■ Loss,
 ■ Non-Conf,
 ■ S Site,
 ■ H Home
 ■ A Away
 N Neutral

Average RPI Win:	213	WON-LOST	WINNING	LAST 10	STRENGTH OF	OPP. STRENGTH	TEAM	ADJ.	CONF.	ADJ CONF.
Average RPI Loss:	121	RECORD	PCT. RANK	GAMES	SCHEDULE	OF SCHEDULE	RPI	RPI	RPI	RPI
DIV. I ONLY	11- 8	128	6-4	149	153	141	141	11	11	
DIV. I NON-CONF.	5- 4	140	0	216	320	188	188	11	11	
TOTALS	RPI 1-25	RPI 26-50	W-L RECORDS	RPI 51-100	RPI 101-150	RPI 150+				
11- 8	0- 1	0- 0	OVERALL	2- 2	0- 3	9- 2				
5- 5	0- 0	0- 0	HOME	1- 2	0- 2	4- 1				
6- 3	0- 1	0- 0	AWAY	1- 0	0- 1	5- 1				
0- 0	0- 0	0- 0	NEUTRAL	0- 0	0- 0	0- 0				
5- 4	0- 0	0- 0	NON-CONFERENCE	1- 1	0- 1	4- 2				
2- 3	0- 0	0- 0	HOME	1- 1	0- 1	1- 1				
3- 1	0- 0	0- 0	AWAY	0- 0	0- 0	3- 1				
0- 0	0- 0	0- 0	NEUTRAL	0- 0	0- 0	0- 0				
6- 4	0- 1	0- 0	CONFERENCE	1- 1	0- 2	5- 0				
3- 2	0- 0	0- 0	HOME	0- 1	0- 1	3- 0				
3- 2	0- 1	0- 0	AWAY	1- 0	0- 1	2- 0				
0- 0	0- 0	0- 0	NEUTRAL	0- 0	0- 0	0- 0				

RPI 1-25				RPI 26-50				RPI 51-100				RPI 101+ Team's RPI: 141			
RPI	S	Opponent	Score	RPI	S	Opponent	Score	RPI	S	Opponent	Score	RPI	S	Opponent	Score
9	A	Gonzaga	57 62					67	A	BYU	57 48	112	H	Loyola Chicago	64 78
								67	H	BYU	54 66	117	H	Pacific	73 77
								82	H	Fresno St.	75 64	132	A	San Diego	55 74
								88	H	Abilene Christian	69 76	160	A	Santa Clara	80 77
												167	H	Saint Mary's (CA)	78 65
												191	H	Portland St.	71 77
												227	H	Pepperdine	69 67
												234	A	San Francisco	73 66
												249	H	Grand Canyon	73 41
												253	A	CSUN	64 73
												262	H	LMU (CA)	74 49
												287	A	Utah St.	70 64
												305	A	Weber St.	78 59
												308	A	Air Force	72 56
LAST 10 Division I															
				67	H	BYU	54 66	167	H	Saint Mary's (CA)	78 65				
				227	H	Pepperdine	69 67	117	H	Pacific	73 77				
				262	H	LMU (CA)	74 49	67	A	BYU	57 48				
				160	A	Santa Clara	80 77	132	A	San Diego	55 74				
				234	A	San Francisco	73 66	9	A	Gonzaga	57 62				

Non-Div I Games: Warner Pacific 78 36 Willamette 82 42

Portland

Loss, Non-Conf, S Site, H Home A Away N Neutral

Average RPI Win:	224	WON-LOST	WINNING	LAST 10	STRENGTH OF	OPP. STRENGTH	TEAM	ADJ.	CONF.	ADJ CONF.
Average RPI Loss:	193	RECORD	PCT. RANK	GAMES	SCHEDULE	OF SCHEDULE	RPI	RPI	RPI	RPI
DIV. I ONLY	11- 9	148	6-4	255	264	191	191	19	19	
DIV. I NON-CONF.	5- 4	140	0	197	302	149	149	17	17	
TOTALS	RPI 1-25	RPI 26-50	W-L RECORDS	RPI 51-100	RPI 101-150	RPI 150+				
11- 9	0- 0	0- 1	OVERALL	1- 0	1- 2	9- 6				
6- 3	0- 0	0- 1	HOME	1- 0	0- 1	5- 1				
5- 5	0- 0	0- 0	AWAY	0- 0	1- 1	4- 4				
0- 1	0- 0	0- 0	NEUTRAL	0- 0	0- 0	0- 1				
5- 4	0- 0	0- 1	NON-CONFERENCE	0- 0	1- 1	4- 2				
2- 1	0- 0	0- 1	HOME	0- 0	0- 0	2- 0				
3- 2	0- 0	0- 0	AWAY	0- 0	1- 1	2- 1				
0- 1	0- 0	0- 0	NEUTRAL	0- 0	0- 0	0- 1				
6- 5	0- 0	0- 0	CONFERENCE	1- 0	0- 1	5- 4				
4- 2	0- 0	0- 0	HOME	1- 0	0- 1	3- 1				
2- 3	0- 0	0- 0	AWAY	0- 0	0- 0	2- 3				
0- 0	0- 0	0- 0	NEUTRAL	0- 0	0- 0	0- 0				

RPI 1-25			RPI 26-50			RPI 51-100			RPI 101+			Team's RPI: 191
RPI	S	Opponent	Score	RPI	S	Opponent	Score	RPI	S	Opponent	Score	
				49	H	Tennessee	61 88	92	H	Idaho	74 53	
								109	A	Boise St.	57 82	
								115	H	Montana St.	62 73	
								141	A	Portland	77 71	
								180	A	Montana	55 62	
								180	H	Montana	78 65	
								185	A	UC Davis	76 70	
								193	H	Northern Ariz.	66 54	
								207	A	Southern Utah	58 71	
								226	A	Northern Colo.	58 77	
								232	A	UMKC	69 87	
								239	A	Idaho St.	69 64	
								249	H	Grand Canyon	69 46	
								283	H	Nevada	80 75	
								295	H	Eastern Wash.	75 58	
								301	A	UC Irvine	70 61	
								301	N	UC Irvine	75 83	
								305	A	Weber St.	76 57	
								316	H	Sacramento St.	70 73	
LAST 10 Division I												
				180	A	Montana	55 62	180	H	Montana	78 65	
				193	H	Northern Ariz.	66 54	115	H	Montana St.	62 73	
				316	H	Sacramento St.	70 73	295	H	Eastern Wash.	75 58	
				305	A	Weber St.	76 57	92	H	Idaho	74 53	
				239	A	Idaho St.	69 64	207	A	Southern Utah	58 71	

Non-Div I Games: Multnomah 104 48

Portland St.

Prairie View

Through Games Of Jan. 31, 2020

Average RPI Win:	334	WON-LOST	WINNING	LAST 10	STRENGTH OF	OPP. STRENGTH	TEAM	ADJ.	CONF.	ADJ CONF.
Average RPI Loss:	136	RECORD	PCT. RANK	GAMES	SCHEDULE	OF SCHEDULE	RPI	RPI	RPI	RPI
DIV. I ONLY	3- 13	316	3-7	230	206	304	304	31	31	
DIV. I NON-CONF.	0- 9	338	0-3	30	48	272	272	30	30	
TOTALS	RPI 1-25	RPI 26-50	W-L RECORDS	RPI 51-100	RPI 101-150	RPI 150+				
3- 13	0- 1	0- 2	OVERALL	0- 0	0- 5	3- 5				
2- 3	0- 0	0- 0	HOME	0- 0	0- 1	2- 2				
1- 8	0- 1	0- 2	AWAY	0- 0	0- 3	1- 2				
0- 2	0- 0	0- 0	NEUTRAL	0- 0	0- 1	0- 1				
0- 9	0- 1	0- 2	NON-CONFERENCE	0- 0	0- 4	0- 2				
0- 1	0- 0	0- 0	HOME	0- 0	0- 1	0- 0				
0- 6	0- 1	0- 2	AWAY	0- 0	0- 2	0- 1				
0- 2	0- 0	0- 0	NEUTRAL	0- 0	0- 1	0- 1				
3- 4	0- 0	0- 0	CONFERENCE	0- 0	0- 1	3- 3				
2- 2	0- 0	0- 0	HOME	0- 0	0- 0	2- 2				
1- 2	0- 0	0- 0	AWAY	0- 0	0- 1	1- 1				
0- 0	0- 0	0- 0	NEUTRAL	0- 0	0- 0	0- 0				

RPI 1-25				RPI 26-50				RPI 51-100				RPI 101+ Team's RPI: 304			
RPI	S	Opponent	Score	RPI	S	Opponent	Score	RPI	S	Opponent	Score	RPI	S	Opponent	Score
16	A	Texas A&M	38 80	26	A	Arizona	48 83					103	A	Rice	55 77
				45	A	Oklahoma	48 94					110	A	Texas Southern	65 88
												122	A	Wisconsin	42 68
												125	N	A&M-Corpus Christi	52 64
												144	H	Florida	44 51
												153	A	Texas Tech	48 82
												159	A	Jackson St.	49 53
												197	N	Miami (OH)	52 65
												246	H	Southern U.	48 68
												314	H	Ark.-Pine Bluff	61 51
												318	H	Alcorn	63 68
												337	A	Grambling	67 54
												351	H	Mississippi Val.	81 47
LAST 10 Division I															
				351	H	Mississippi Val.	81 47					246	H	Southern U.	48 68
				314	H	Ark.-Pine Bluff	61 51					318	H	Alcorn	63 68
				159	A	Jackson St.	49 53					122	A	Wisconsin	42 68
				337	A	Grambling	67 54					153	A	Texas Tech	48 82
				110	A	Texas Southern	65 88					103	A	Rice	55 77

Non-Div I Games: Huston-Tillotson 79 60 Wiley 75 42 Tex. A&M-Kingsville85 55

Prairie View

Loss, Non-Conf, S Site, H Home A Away N Neutral

Presbyterian

Through Games Of Jan. 31, 2020

Average RPI Win:	301	WON-LOST	WINNING	LAST 10	STRENGTH OF	OPP. STRENGTH	TEAM	ADJ.	CONF.	ADJ CONF.
Average RPI Loss:	198	RECORD	PCT. RANK	GAMES	SCHEDULE	OF SCHEDULE	RPI	RPI	RPI	RPI
DIV. I ONLY	5- 12	278	3-7	281	331	299	299	26	26	
DIV. I NON-CONF.	2- 5	259	0	281	251	291	291	28	28	
TOTALS	RPI 1-25	RPI 26-50	W-L RECORDS	RPI 51-100	RPI 101-150	RPI 150+				
5- 12	0- 0	0- 1	OVERALL	0- 0	0- 3	5- 8				
2- 4	0- 0	0- 0	HOME	0- 0	0- 1	2- 3				
3- 8	0- 0	0- 1	AWAY	0- 0	0- 2	3- 5				
0- 0	0- 0	0- 0	NEUTRAL	0- 0	0- 0	0- 0				
2- 5	0- 0	0- 1	NON-CONFERENCE	0- 0	0- 2	2- 2				
1- 1	0- 0	0- 0	HOME	0- 0	0- 0	1- 1				
1- 4	0- 0	0- 1	AWAY	0- 0	0- 2	1- 1				
0- 0	0- 0	0- 0	NEUTRAL	0- 0	0- 0	0- 0				
3- 7	0- 0	0- 0	CONFERENCE	0- 0	0- 1	3- 6				
1- 3	0- 0	0- 0	HOME	0- 0	0- 1	1- 2				
2- 4	0- 0	0- 0	AWAY	0- 0	0- 0	2- 4				
0- 0	0- 0	0- 0	NEUTRAL	0- 0	0- 0	0- 0				

RPI 1-25			RPI 26-50			RPI 51-100			RPI 101+			Team's RPI: 299
RPI	S	Opponent	Score	RPI	S	Opponent	Score	RPI	S	Opponent	Score	
				38	A	West Virginia	40 56					
								129	H	Campbell	47 53	
								144	A	Florida	46 60	
								145	A	Illinois	52 71	
								181	H	Hampton	42 71	
								213	A	High Point	55 60	
								225	A	UNC Asheville	39 54	
								229	A	Gardner-Webb	56 53	
								237	A	Radford	42 54	
								245	H	UNCW	60 70	
								248	H	Col. of Charleston	58 54	
								257	A	Winthrop	54 61	
								272	H	Longwood	60 71	
								286	A	Wofford	60 67	
								339	H	USC Upstate	55 42	
								341	A	Charleston So.	67 46	
								349	A	South Carolina St.	70 49	
LAST 10 Division I												
				341	A	Charleston So.	67 46					
				339	H	USC Upstate	55 42					
				213	A	High Point	55 60					
				129	H	Campbell	47 53					
				229	A	Gardner-Webb	56 53					
				257	A	Winthrop	54 61					
				181	H	Hampton	42 71					
				272	H	Longwood	60 71					
				237	A	Radford	42 54					
				225	A	UNC Asheville	39 54					

Non-Div I Games: William Peace 72 35 Brevard 74 45

Presbyterian

Loss, Non-Conf, S Site, H Home A Away N Neutral

Average RPI Win:	166	WON-LOST	WINNING	LAST 10	STRENGTH OF	OPP. STRENGTH	TEAM	ADJ.	CONF.	ADJ CONF.
Average RPI Loss:	6	RECORD	PCT. RANK	GAMES	SCHEDULE	OF SCHEDULE	RPI	RPI	RPI	RPI
DIV. I ONLY	14- 1	8	10-0	117	98	21	21	8	8	
DIV. I NON-CONF.	12- 1	9	8-0	151	74	21	21	8	8	
TOTALS	RPI 1-25	RPI 26-50	W-L RECORDS	RPI 51-100	RPI 101-150	RPI 150+				
14- 1	0- 1	1- 0	OVERALL	4- 0	3- 0	6- 0				
7- 0	0- 0	1- 0	HOME	1- 0	0- 0	5- 0				
7- 1	0- 1	0- 0	AWAY	3- 0	3- 0	1- 0				
0- 0	0- 0	0- 0	NEUTRAL	0- 0	0- 0	0- 0				
12- 1	0- 1	1- 0	NON-CONFERENCE	4- 0	2- 0	5- 0				
7- 0	0- 0	1- 0	HOME	1- 0	0- 0	5- 0				
5- 1	0- 1	0- 0	AWAY	3- 0	2- 0	0- 0				
0- 0	0- 0	0- 0	NEUTRAL	0- 0	0- 0	0- 0				
2- 0	0- 0	0- 0	CONFERENCE	0- 0	1- 0	1- 0				
0- 0	0- 0	0- 0	HOME	0- 0	0- 0	0- 0				
2- 0	0- 0	0- 0	AWAY	0- 0	1- 0	1- 0				
0- 0	0- 0	0- 0	NEUTRAL	0- 0	0- 0	0- 0				

RPI	S	Opponent	Score	RPI	S	Opponent	Score	RPI	S	Opponent	Score	RPI	S	Opponent	Score
6	A	Iowa	75 77	33	H	FGCU	67 53	79	A	Seton Hall	78 76	114	A	Penn	75 55
								83	A	Marist	62 50	136	A	George Washington	75 50
								86	H	Rider	80 47	148	A	Missouri	68 33
								99	A	Saint Louis	66 50	156	A	Dartmouth	66 34
												187	H	Penn St.	72 55
												264	H	New Hampshire	77 37
												290	H	Monmouth	52 40
												309	H	St. Francis Brooklyn	76 44
												345	H	Hartford	73 42
LAST 10 Division I															
156	A	Dartmouth	66 34	187	H	Penn St.	72 55								
114	A	Penn	75 55	345	H	Hartford	73 42								
264	H	New Hampshire	77 37	83	A	Marist	62 50								
99	A	Saint Louis	66 50	309	H	St. Francis Brooklyn	76 44								
148	A	Missouri	68 33	290	H	Monmouth	52 40								

Non-Div I Games:

Princeton

Providence

Through Games Of Jan. 31, 2020

Average RPI Win:	214	WON-LOST	WINNING	LAST 10	STRENGTH OF	OPP. STRENGTH	TEAM	ADJ.	CONF.	ADJ CONF.
Average RPI Loss:	80	RECORD	PCT. RANK	GAMES	SCHEDULE	OF SCHEDULE	RPI	RPI	RPI	RPI
DIV. I ONLY	10- 12	205	1-9	134	85	138	138	6	6	
DIV. I NON-CONF.	9- 3	63	0	221	199	71	71	6	6	
TOTALS	RPI 1-25	RPI 26-50	W-L RECORDS	RPI 51-100	RPI 101-150	RPI 150+				
10- 12	0- 1	0- 5	OVERALL	2- 4	1- 0	7- 2				
3- 3	0- 1	0- 1	HOME	1- 1	0- 0	2- 0				
5- 8	0- 0	0- 4	AWAY	1- 2	1- 0	3- 2				
2- 1	0- 0	0- 0	NEUTRAL	0- 1	0- 0	2- 0				
9- 3	0- 0	0- 1	NON-CONFERENCE	2- 1	1- 0	6- 1				
2- 0	0- 0	0- 0	HOME	1- 0	0- 0	1- 0				
5- 2	0- 0	0- 1	AWAY	1- 0	1- 0	3- 1				
2- 1	0- 0	0- 0	NEUTRAL	0- 1	0- 0	2- 0				
1- 9	0- 1	0- 4	CONFERENCE	0- 3	0- 0	1- 1				
1- 3	0- 1	0- 1	HOME	0- 1	0- 0	1- 0				
0- 6	0- 0	0- 3	AWAY	0- 2	0- 0	0- 1				
0- 0	0- 0	0- 0	NEUTRAL	0- 0	0- 0	0- 0				

RPI S Opponent	Score	RPI S Opponent	Score	RPI S Opponent	Score	RPI S Opponent	Score	Team's RPI: 138
19 H DePaul	67 80	29 A Creighton	63 72	66 H Boston College	76 60	143 A Massachusetts	72 63	
		36 A Marquette	55 85	77 N Ball St.	51 52	178 N Rhode Island	58 51	
		36 H Marquette	50 60	79 A Seton Hall	55 97	195 A New Mexico	68 86	
		37 A Yale	79 82	80 A Villanova	49 51	209 H UMass Lowell	63 38	
		46 A St. John's (NY)	58 64	96 H Butler	47 50	228 A Georgetown	53 62	
				100 A Utah	67 60	233 H Xavier	60 48	
						262 N LMU (CA)	48 45	
						290 A Monmouth	68 52	
						311 A Bryant	76 32	
						345 A Hartford	75 57	
LAST 10 Division I								
36 A Marquette	55 85	29 A Creighton	63 72					
233 H Xavier	60 48	36 H Marquette	50 60					
96 H Butler	47 50	19 H DePaul	67 80					
79 A Seton Hall	55 97	228 A Georgetown	53 62					
46 A St. John's (NY)	58 64	80 A Villanova	49 51					

Non-Div I Games:

Providence

Loss, Non-Conf, S Site, H Home A Away N Neutral

P
u
r
d
u
eP
u
r
d
u
e

Purdue

Page 233

Average RPI Win:	319	WON-LOST	WINNING	LAST 10	STRENGTH OF	OPP. STRENGTH	TEAM	ADJ.	CONF.	ADJ CONF.
Average RPI Loss:	166	RECORD	PCT. RANK	GAMES	SCHEDULE	OF SCHEDULE	RPI	RPI	RPI	RPI
DIV. I ONLY	3- 16	324	2-8	226	259	315	315	18	18	
DIV. I NON-CONF.	2- 9	304	1-1	276	299	335	335	18	18	
TOTALS	RPI 1-25	RPI 26-50	W-L RECORDS	RPI 51-100	RPI 101-150	RPI 150+				
3- 16	0- 0	0- 0	OVERALL	0- 5	0- 2	3- 9				
2- 6	0- 0	0- 0	HOME	0- 3	0- 1	2- 2				
1- 7	0- 0	0- 0	AWAY	0- 2	0- 0	1- 5				
0- 3	0- 0	0- 0	NEUTRAL	0- 0	0- 1	0- 2				
2- 9	0- 0	0- 0	NON-CONFERENCE	0- 2	0- 2	2- 5				
2- 2	0- 0	0- 0	HOME	0- 1	0- 1	2- 0				
0- 4	0- 0	0- 0	AWAY	0- 1	0- 0	0- 3				
0- 3	0- 0	0- 0	NEUTRAL	0- 0	0- 1	0- 2				
1- 7	0- 0	0- 0	CONFERENCE	0- 3	0- 0	1- 4				
0- 4	0- 0	0- 0	HOME	0- 2	0- 0	0- 2				
1- 3	0- 0	0- 0	AWAY	0- 1	0- 0	1- 2				
0- 0	0- 0	0- 0	NEUTRAL	0- 0	0- 0	0- 0				

RPI S	Opponent	Score	RPI S	Opponent	Score	RPI S	Opponent	Score	RPI S	Opponent	Score	Team's RPI: 315
						51	A South Dakota	25 79	106	N Kent St.	67 75	
						51	H South Dakota	41 62	147	H Southeast Mo. St.	48 58	
						74	H South Dakota St.	69 100	153	N Texas Tech	48 82	
						77	H Ball St.	52 83	164	A Eastern Mich.	40 64	
						96	A Butler	58 85	196	A North Dakota	85 91	
									202	A Akron	53 64	
									212	A Western Ill.	68 79	
									241	H Oral Roberts	73 79	
									280	H North Dakota St.	44 58	
									290	N Monmouth	46 60	
									298	A Omaha	58 57	
									321	A SIUE	53 57	
									326	H Evansville	67 64	
									334	H UIC	61 50	
LAST 10 Division I												
			280	H North Dakota St.	44 58	212	A Western Ill.	68 79				
			298	A Omaha	58 57	196	A North Dakota	85 91				
			51	A South Dakota	25 79	51	H South Dakota	41 62				
			241	H Oral Roberts	73 79	96	A Butler	58 85				
			74	H South Dakota St.	69 100	326	H Evansville	67 64				

Non-Div I Games: Heidelberg 82 55 Purdue Northwest 73 50

Purdue Fort Wayne

Loss, Non-Conf, S Site, H Home A Away N Neutral

Quinnipiac

Through Games Of Jan. 31, 2020

Average RPI Win:	252	WON-LOST	WINNING	LAST 10	STRENGTH OF	OPP. STRENGTH	TEAM	ADJ.	CONF.	ADJ CONF.
Average RPI Loss:	91	RECORD	PCT. RANK	GAMES	SCHEDULE	OF SCHEDULE	RPI	RPI	RPI	RPI
DIV. I ONLY	9- 9	171	7-3	146	190	175	175	24	24	
DIV. I NON-CONF.	3- 6	235	1-0	54	60	166	166	25	25	
TOTALS	RPI 1-25	RPI 26-50	W-L RECORDS	RPI 51-100	RPI 101-150	RPI 150+				
9- 9	0- 1	0- 1	OVERALL	1- 4	0- 2	8- 1				
6- 4	0- 0	0- 0	HOME	1- 1	0- 2	5- 1				
3- 5	0- 1	0- 1	AWAY	0- 3	0- 0	3- 0				
0- 0	0- 0	0- 0	NEUTRAL	0- 0	0- 0	0- 0				
3- 6	0- 1	0- 1	NON-CONFERENCE	1- 2	0- 2	2- 0				
2- 3	0- 0	0- 0	HOME	1- 1	0- 2	1- 0				
1- 3	0- 1	0- 1	AWAY	0- 1	0- 0	1- 0				
0- 0	0- 0	0- 0	NEUTRAL	0- 0	0- 0	0- 0				
6- 3	0- 0	0- 0	CONFERENCE	0- 2	0- 0	6- 1				
4- 1	0- 0	0- 0	HOME	0- 0	0- 0	4- 1				
2- 2	0- 0	0- 0	AWAY	0- 2	0- 0	2- 0				
0- 0	0- 0	0- 0	NEUTRAL	0- 0	0- 0	0- 0				

RPI 1-25				RPI 26-50				RPI 51-100				RPI 101+				Team's RPI: 175	
RPI	S	Opponent	Score	RPI	S	Opponent	Score	RPI	S	Opponent	Score	RPI	S	Opponent	Score		
6	A	Maryland	52 107	37	A	Yale	59 63	61	A	UCF	58 80	121	H	Harvard	68 77		
								65	H	Bucknell	76 69	136	H	George Washington	67 78		
								68	H	Drexel	62 66	178	H	Rhode Island	75 63		
								83	A	Marist	60 73	206	H	Fairfield	76 62		
								86	A	Rider	59 75	214	H	Manhattan	70 58		
												222	H	Iona	71 75		
												290	H	Monmouth	60 53		
												300	A	Siena	66 52		
												336	A	Saint Peter's	91 64		
												338	H	Canisius	74 71		
												345	A	Hartford	87 50		
LAST 10 Division I																	
336	A	Saint Peter's	91 64	214	H	Manhattan	70 58										
206	H	Fairfield	76 62	86	A	Rider	59 75										
83	A	Marist	60 73	300	A	Siena	66 52										
338	H	Canisius	74 71	222	H	Iona	71 75										
290	H	Monmouth	60 53	345	A	Hartford	87 50										

Non-Div I Games:

Quinnipiac

Loss, Non-Conf, S Site, H Home A Away N Neutral

Average RPI Win:	291	WON-LOST	WINNING	LAST 10	STRENGTH OF	OPP. STRENGTH	TEAM	ADJ.	CONF.	ADJ CONF.
Average RPI Loss:	150	RECORD	PCT. RANK	GAMES	SCHEDULE	OF SCHEDULE	RPI	RPI	RPI	RPI
DIV. I ONLY	8- 11	219	6-4	277	232	237	237	26	26	
DIV. I NON-CONF.	2- 7	288	0	270	37	277	277	28	28	
TOTALS	RPI 1-25	RPI 26-50	W-L RECORDS	RPI 51-100	RPI 101-150	RPI 150+				
8- 11	0- 0	0- 2	OVERALL	0- 2	0- 1	8- 6				
3- 4	0- 0	0- 0	HOME	0- 0	0- 1	3- 3				
5- 7	0- 0	0- 2	AWAY	0- 2	0- 0	5- 3				
0- 0	0- 0	0- 0	NEUTRAL	0- 0	0- 0	0- 0				
2- 7	0- 0	0- 2	NON-CONFERENCE	0- 2	0- 0	2- 3				
0- 2	0- 0	0- 0	HOME	0- 0	0- 0	0- 2				
2- 5	0- 0	0- 2	AWAY	0- 2	0- 0	2- 1				
0- 0	0- 0	0- 0	NEUTRAL	0- 0	0- 0	0- 0				
6- 4	0- 0	0- 0	CONFERENCE	0- 0	0- 1	6- 3				
3- 2	0- 0	0- 0	HOME	0- 0	0- 1	3- 1				
3- 2	0- 0	0- 0	AWAY	0- 0	0- 0	3- 2				
0- 0	0- 0	0- 0	NEUTRAL	0- 0	0- 0	0- 0				

RPI 1-25				RPI 26-50				RPI 51-100				RPI 101+				Team's RPI: 237	
RPI	S	Opponent	Score	RPI	S	Opponent	Score	RPI	S	Opponent	Score	RPI	S	Opponent	Score		
				32	A	Ohio St.	57 70	69	A	Alabama	51 85	129	H	Campbell	32 43		
				38	A	West Virginia	37 74	93	A	Vanderbilt	46 80	172	H	American	55 59		
												181	A	Hampton	48 51		
												213	A	High Point	58 68		
												225	H	UNC Asheville	50 63		
												229	A	Gardner-Webb	84 73		
												240	A	ETSU	67 43		
												243	H	Mt. St. Mary's	58 75		
												254	A	Morehead St.	62 73		
												257	H	Winthrop	54 53		
												272	A	Longwood	62 61		
												299	H	Presbyterian	54 42		
												339	A	USC Upstate	57 41		
												341	H	Charleston So.	72 35		
												349	A	South Carolina St.	60 45		
LAST 10 Division I																	
				129	H	Campbell	32 43	225	H	UNC Asheville	50 63						
				229	A	Gardner-Webb	84 73	181	A	Hampton	48 51						
				339	A	USC Upstate	57 41	213	A	High Point	58 68						
				257	H	Winthrop	54 53	341	H	Charleston So.	72 35						
				272	A	Longwood	62 61	299	H	Presbyterian	54 42						

Non-Div I Games:

Radford

Rhode Island

Through Games Of Jan. 31, 2020

Average RPI Win:	212	WON-LOST	WINNING	LAST 10	STRENGTH OF	OPP. STRENGTH	TEAM	ADJ.	CONF.	ADJ CONF.
Average RPI Loss:	142	RECORD	PCT. RANK	GAMES	SCHEDULE	OF SCHEDULE	RPI	RPI	RPI	RPI
DIV. I ONLY	10- 9	162	4-6	190	244	178	178	12	12	
DIV. I NON-CONF.	7- 5	131	1-2	224	322	161	161	12	12	
TOTALS	RPI 1-25	RPI 26-50	W-L RECORDS	RPI 51-100	RPI 101-150	RPI 150+				
10- 9	0- 0	0- 0	OVERALL	0- 3	4- 3	6- 3				
7- 2	0- 0	0- 0	HOME	0- 1	4- 1	3- 0				
2- 6	0- 0	0- 0	AWAY	0- 2	0- 1	2- 3				
1- 1	0- 0	0- 0	NEUTRAL	0- 0	0- 1	1- 0				
7- 5	0- 0	0- 0	NON-CONFERENCE	0- 1	2- 2	5- 2				
5- 0	0- 0	0- 0	HOME	0- 0	2- 0	3- 0				
1- 4	0- 0	0- 0	AWAY	0- 1	0- 1	1- 2				
1- 1	0- 0	0- 0	NEUTRAL	0- 0	0- 1	1- 0				
3- 4	0- 0	0- 0	CONFERENCE	0- 2	2- 1	1- 1				
2- 2	0- 0	0- 0	HOME	0- 1	2- 1	0- 0				
1- 2	0- 0	0- 0	AWAY	0- 1	0- 0	1- 1				
0- 0	0- 0	0- 0	NEUTRAL	0- 0	0- 0	0- 0				

RPI 1-25			RPI 26-50			RPI 51-100			RPI 101+			Team's RPI: 178
RPI	S	Opponent	Score	RPI	S	Opponent	Score	RPI	S	Opponent	Score	
						66 A Boston College	55 66	104 H VCU			54 75	
						95 A Davidson	67 79	116 H Holy Cross			73 58	
						95 H Davidson	70 77	118 H Richmond			76 70	
								121 A Harvard			58 61	
								135 H Robert Morris			71 59	
								138 N Providence			51 58	
								143 H Massachusetts			69 66	
								175 A Quinnipiac			63 75	
								196 A North Dakota			61 67	
								199 A Saint Joseph's			49 47	
								206 H Fairfield			74 41	
								218 N Brown			89 44	
								288 A St. Bonaventure			59 64	
								297 H Vermont			77 74	
								345 A Hartford			68 56	
								347 H LIU Brooklyn			79 56	
LAST 10 Division I												
						95 H Davidson	70 77	118 H Richmond			76 70	
						288 A St. Bonaventure	59 64	104 H VCU			54 75	
						143 H Massachusetts	69 66	121 A Harvard			58 61	
						199 A Saint Joseph's	49 47	175 A Quinnipiac			63 75	
						95 A Davidson	67 79	135 H Robert Morris			71 59	

Non-Div I Games:

Rhode Island

■ Loss,
 ■ Non-Conf,
 ■ S Site,
 ■ H Home
 ■ A Away
 N Neutral

Average RPI Win:	233	WON-LOST	WINNING	LAST 10	STRENGTH OF	OPP. STRENGTH	TEAM	ADJ.	CONF.	ADJ CONF.
Average RPI Loss:	80	RECORD	PCT. RANK	GAMES	SCHEDULE	OF SCHEDULE	RPI	RPI	RPI	RPI
DIV. I ONLY	13- 6	68	8-2	199	131	103	103	13	13	
DIV. I NON-CONF.	5- 6	187	0-2	183	96	203	203	14	14	
TOTALS	RPI 1-25	RPI 26-50	W-L RECORDS	RPI 51-100	RPI 101-150	RPI 150+				
13- 6	0- 1	1- 2	OVERALL	0- 1	0- 1	12- 1				
8- 1	0- 1	1- 0	HOME	0- 0	0- 0	7- 0				
5- 3	0- 0	0- 1	AWAY	0- 0	0- 1	5- 1				
0- 2	0- 0	0- 1	NEUTRAL	0- 1	0- 0	0- 0				
5- 6	0- 1	0- 2	NON-CONFERENCE	0- 1	0- 1	5- 1				
4- 1	0- 1	0- 0	HOME	0- 0	0- 0	4- 0				
1- 3	0- 0	0- 1	AWAY	0- 0	0- 1	1- 1				
0- 2	0- 0	0- 1	NEUTRAL	0- 1	0- 0	0- 0				
8- 0	0- 0	1- 0	CONFERENCE	0- 0	0- 0	7- 0				
4- 0	0- 0	1- 0	HOME	0- 0	0- 0	3- 0				
4- 0	0- 0	0- 0	AWAY	0- 0	0- 0	4- 0				
0- 0	0- 0	0- 0	NEUTRAL	0- 0	0- 0	0- 0				

RPI 1-25				RPI 26-50				RPI 51-100				RPI 101+				Team's RPI: 103	
RPI	S	Opponent	Score	RPI	S	Opponent	Score	RPI	S	Opponent	Score	RPI	S	Opponent	Score		
16	H	Texas A&M	61 62	28	H	Western Ky.	73 65	62	N	Georgia Tech	52 54	110	A	Texas Southern	56 63		
				35	N	Virginia Tech	45 54					163	A	Fla. Atlantic	78 69		
				44	A	Oklahoma St.	38 69					190	H	Southern Miss.	75 64		
												193	H	Northern Ariz.	71 57		
												201	H	Little Rock	66 40		
												210	A	SMU	43 55		
												217	A	UTEP	69 61		
												250	H	Louisiana Tech	60 47		
												267	H	Marshall	81 43		
												292	A	FIU	68 47		
												294	H	Nicholls St.	71 47		
												302	A	UTSA	74 62		
												304	H	Prairie View	77 55		
												327	A	McNeese	81 50		
LAST 10 Division I																	
				302	A	UTSA	74 62					163	A	Fla. Atlantic	78 69		
				217	A	UTEP	69 61					28	H	Western Ky.	73 65		
				190	H	Southern Miss.	75 64					267	H	Marshall	81 43		
				250	H	Louisiana Tech	60 47					62	N	Georgia Tech	52 54		
				292	A	FIU	68 47					35	N	Virginia Tech	45 54		

Non-Div I Games:

Rice

■ Loss,
 ■ Non-Conf,
 ■ S Site,
 ■ H Home
 ■ A Away
 N Neutral

Average RPI Win:	177	WON-LOST	WINNING	LAST 10	STRENGTH OF	OPP. STRENGTH	TEAM	ADJ.	CONF.	ADJ CONF.
Average RPI Loss:	128	RECORD	PCT. RANK	GAMES	SCHEDULE	OF SCHEDULE	RPI	RPI	RPI	RPI
DIV. I ONLY	9- 12	217	3-7	38	229	118	118	12	12	
DIV. I NON-CONF.	7- 7	164	1-2	33	292	87	87	12	12	
TOTALS	RPI 1-25	RPI 26-50	W-L RECORDS	RPI 51-100	RPI 101-150	RPI 150+				
9- 12	0- 0	0- 1	OVERALL	1- 4	3- 2	5- 5				
5- 2	0- 0	0- 0	HOME	1- 1	1- 0	3- 1				
4- 7	0- 0	0- 1	AWAY	0- 2	2- 2	2- 2				
0- 3	0- 0	0- 0	NEUTRAL	0- 1	0- 0	0- 2				
7- 7	0- 0	0- 1	NON-CONFERENCE	0- 3	3- 0	4- 3				
3- 1	0- 0	0- 0	HOME	0- 0	1- 0	2- 1				
4- 3	0- 0	0- 1	AWAY	0- 2	2- 0	2- 0				
0- 3	0- 0	0- 0	NEUTRAL	0- 1	0- 0	0- 2				
2- 5	0- 0	0- 0	CONFERENCE	1- 1	0- 2	1- 2				
2- 1	0- 0	0- 0	HOME	1- 1	0- 0	1- 0				
0- 4	0- 0	0- 0	AWAY	0- 0	0- 2	0- 2				
0- 0	0- 0	0- 0	NEUTRAL	0- 0	0- 0	0- 0				

RPI S	Opponent	Score	RPI S	Opponent	Score	RPI S	Opponent	Score	RPI S	Opponent	Score	Team's RPI: 118
			30 A	Old Dominion	51 73	54 N	Bradley	57 61	104 A	VCU	50 53	
						68 A	Drexel	52 58	119 A	Coastal Caro.	79 67	
						70 A	Charlotte	59 78	134 A	UNC Greensboro	70 62	
						84 H	Dayton	51 65	143 A	Massachusetts	50 64	
						95 H	Davidson	69 57	149 H	William & Mary	76 73	
									163 H	Fla. Atlantic	57 55	
									177 H	Furman	69 70	
									178 A	Rhode Island	70 76	
									181 N	Hampton	65 69	
									182 H	Norfolk St.	77 69	
									198 H	La Salle	63 61	
									199 A	Saint Joseph's	56 67	
									228 A	Georgetown	51 49	
									243 N	Mt. St. Mary's	67 75	
									324 A	UMES	64 52	
LAST 10 Division I												
			143 A	Massachusetts	50 64	178 A	Rhode Island	70 76				
			95 H	Davidson	69 57	199 A	Saint Joseph's	56 67				
			198 H	La Salle	63 61	182 H	Norfolk St.	77 69				
			104 A	VCU	50 53	181 N	Hampton	65 69				
			84 H	Dayton	51 65	243 N	Mt. St. Mary's	67 75				

Non-Div I Games:

Richmond

Average RPI Win: 230	WON-LOST	WINNING	LAST 10	STRENGTH OF	OPP. STRENGTH	TEAM	ADJ.	CONF.	ADJ CONF.
Average RPI Loss: 50	RECORD	PCT. RANK	GAMES	SCHEDULE	OF SCHEDULE	RPI	RPI	RPI	RPI
DIV. I ONLY	16- 2	14	10-0	321	116	86	86	24	24
DIV. I NON-CONF.	7- 2	54	1-0	331	23	116	116	25	25
TOTALS	RPI 1-25	RPI 26-50	W-L RECORDS	RPI 51-100	RPI 101-150	RPI 150+			
16- 2	0- 1	0- 0	OVERALL	1- 1	0- 0	15- 0			
8- 0	0- 0	0- 0	HOME	0- 0	0- 0	8- 0			
7- 1	0- 1	0- 0	AWAY	1- 0	0- 0	6- 0			
1- 1	0- 0	0- 0	NEUTRAL	0- 1	0- 0	1- 0			
7- 2	0- 1	0- 0	NON-CONFERENCE	0- 1	0- 0	7- 0			
3- 0	0- 0	0- 0	HOME	0- 0	0- 0	3- 0			
3- 1	0- 1	0- 0	AWAY	0- 0	0- 0	3- 0			
1- 1	0- 0	0- 0	NEUTRAL	0- 1	0- 0	1- 0			
9- 0	0- 0	0- 0	CONFERENCE	1- 0	0- 0	8- 0			
5- 0	0- 0	0- 0	HOME	0- 0	0- 0	5- 0			
4- 0	0- 0	0- 0	AWAY	1- 0	0- 0	3- 0			
0- 0	0- 0	0- 0	NEUTRAL	0- 0	0- 0	0- 0			

RPI 1-25				RPI 26-50				RPI 51-100 Team's RPI: 86				RPI 101+			
RPI	S	Opponent	Score	RPI	S	Opponent	Score	RPI	S	Opponent	Score	RPI	S	Opponent	Score
21	A	Princeton	47 80					78	N	North Florida	70 80	175	H	Quinnipiac	75 59
								83	A	Marist	76 72	187	A	Penn St.	78 70
												198	H	La Salle	70 43
												206	H	Fairfield	60 52
												214	H	Manhattan	76 53
												222	A	Iona	81 37
												228	A	Georgetown	65 64
												233	H	Xavier	64 57
												252	A	Niagara	71 55
												252	H	Niagara	79 75
												256	A	Delaware St.	71 69
												260	N	Lipscomb	81 76
												274	H	Wagner	77 63
												300	H	Siena	70 66
												338	A	Canisius	70 57
LAST 10 Division I															
214	H	Manhattan	76 53	83	A	Marist	76 72								
206	H	Fairfield	60 52	175	H	Quinnipiac	75 59								
252	A	Niagara	71 55	222	A	Iona	81 37								
338	A	Canisius	70 57	252	H	Niagara	79 75								
300	H	Siena	70 66	256	A	Delaware St.	71 69								

Non-Div I Games:

Rider

Average RPI Win:	253	WON-LOST	WINNING	LAST 10	STRENGTH OF	OPP. STRENGTH	TEAM	ADJ.	CONF.	ADJ CONF.
Average RPI Loss:	123	RECORD	PCT. RANK	GAMES	SCHEDULE	OF SCHEDULE	RPI	RPI	RPI	RPI
DIV. I ONLY	12- 6	78	9-1	253	239	135	135	29	29	
DIV. I NON-CONF.	4- 6	212	1-1	128	153	169	169	29	29	
TOTALS	RPI 1-25	RPI 26-50	W-L RECORDS	RPI 51-100	RPI 101-150	RPI 150+				
12- 6	0- 1	0- 1	OVERALL	0- 0	0- 1	12- 3				
6- 2	0- 0	0- 0	HOME	0- 0	0- 0	6- 2				
6- 4	0- 1	0- 1	AWAY	0- 0	0- 1	6- 1				
0- 0	0- 0	0- 0	NEUTRAL	0- 0	0- 0	0- 0				
4- 6	0- 1	0- 1	NON-CONFERENCE	0- 0	0- 1	4- 3				
2- 2	0- 0	0- 0	HOME	0- 0	0- 0	2- 2				
2- 4	0- 1	0- 1	AWAY	0- 0	0- 1	2- 1				
0- 0	0- 0	0- 0	NEUTRAL	0- 0	0- 0	0- 0				
8- 0	0- 0	0- 0	CONFERENCE	0- 0	0- 0	8- 0				
4- 0	0- 0	0- 0	HOME	0- 0	0- 0	4- 0				
4- 0	0- 0	0- 0	AWAY	0- 0	0- 0	4- 0				
0- 0	0- 0	0- 0	NEUTRAL	0- 0	0- 0	0- 0				

RPI 1-25				RPI 26-50				RPI 51-100				RPI 101+ Team's RPI: 135			
RPI	S	Opponent	Score	RPI	S	Opponent	Score	RPI	S	Opponent	Score	RPI	S	Opponent	Score
19	A	TCU	61 66	43	A	James Madison	32 59					106	A	Kent St.	81 82
												170	A	Merrimack	68 62
												170	H	Merrimack	72 50
												173	H	Columbia	59 61
												178	A	Rhode Island	59 71
												182	A	Norfolk St.	69 62
												198	A	La Salle	71 68
												220	H	Delaware	62 73
												233	H	Xavier	71 57
												236	H	Youngstown St.	58 43
												266	H	Sacred Heart	73 43
												274	H	Wagner	51 47
												309	A	St. Francis Brooklyn	70 59
												309	H	St. Francis Brooklyn	69 44
												344	A	Central Conn. St.	86 56
												347	A	LIU Brooklyn	70 59
LAST 10 Division I															
309	A	St. Francis Brooklyn	70 59	274	H	Wagner	51 47								
347	A	LIU Brooklyn	70 59	170	A	Merrimack	68 62								
266	H	Sacred Heart	73 43	344	A	Central Conn. St.	86 56								
170	H	Merrimack	72 50	43	A	James Madison	32 59								
309	H	St. Francis Brooklyn	69 44	182	A	Norfolk St.	69 62								

Non-Div I Games: Pitt.-Johnstown 63 30

Robert Morris

■ Loss,
 ■ Non-Conf,
 ■ S Site,
 ■ Home
 ■ A Away
 N Neutral

Average RPI Win:	159	WON-LOST	WINNING	LAST 10	STRENGTH OF	OPP. STRENGTH	TEAM	ADJ.	CONF.	ADJ CONF.
Average RPI Loss:	47	RECORD	PCT. RANK	GAMES	SCHEDULE	OF SCHEDULE	RPI	RPI	RPI	RPI
DIV. I ONLY	16- 4	35	7-3	110	42	40	40	2	2	
DIV. I NON-CONF.	10- 1	19	1-0	218	85	44	44	2	2	
TOTALS	RPI 1-25	RPI 26-50	W-L RECORDS	RPI 51-100	RPI 101-150	RPI 150+				
16- 4	0- 2	2- 1	OVERALL	3- 0	4- 1	7- 0				
9- 2	0- 1	1- 0	HOME	1- 0	2- 1	5- 0				
5- 2	0- 1	1- 1	AWAY	0- 0	2- 0	2- 0				
2- 0	0- 0	0- 0	NEUTRAL	2- 0	0- 0	0- 0				
10- 1	0- 1	1- 0	NON-CONFERENCE	2- 0	1- 0	6- 0				
7- 0	0- 0	1- 0	HOME	0- 0	1- 0	5- 0				
1- 1	0- 1	0- 0	AWAY	0- 0	0- 0	1- 0				
2- 0	0- 0	0- 0	NEUTRAL	2- 0	0- 0	0- 0				
6- 3	0- 1	1- 1	CONFERENCE	1- 0	3- 1	1- 0				
2- 2	0- 1	0- 0	HOME	1- 0	1- 1	0- 0				
4- 1	0- 0	1- 1	AWAY	0- 0	2- 0	1- 0				
0- 0	0- 0	0- 0	NEUTRAL	0- 0	0- 0	0- 0				

RPI	S	Opponent	Score	RPI	S	Opponent	Score	RPI	S	Opponent	Score	RPI	S	Opponent	Score
13	H	Indiana	56 66	27	A	Purdue	59 53	58	H	Nebraska	69 65	102	H	Michigan St.	55 66
24	A	LSU	58 64	42	H	Virginia	73 63	62	N	Georgia Tech	46 43	121	H	Harvard	74 46
				47	A	Michigan	57 71	93	N	Vanderbilt	62 56	122	A	Wisconsin	64 61
												145	A	Illinois	75 51
												145	H	Illinois	72 41
												174	H	Towson	67 53
												187	A	Penn St.	62 57
												246	H	Southern U.	78 58
												252	H	Niagara	87 37
												259	A	South Alabama	77 56
												267	H	Marshall	66 41
												342	H	Coppin St.	107 33
LAST 10 Division I															
145	H	Illinois	72 41	145	A	Illinois	75 51								
47	A	Michigan	57 71	27	A	Purdue	59 53								
102	H	Michigan St.	55 66	13	H	Indiana	56 66								
187	A	Penn St.	62 57	122	A	Wisconsin	64 61								
58	H	Nebraska	69 65	267	H	Marshall	66 41								

Non-Div I Games:

Rutgers

■ Loss,
 ■ Non-Conf, S Site,
 ■ Home
 ■ Away
 N Neutral

Average RPI Win:	252	WON-LOST	WINNING	LAST 10	STRENGTH OF	OPP. STRENGTH	TEAM	ADJ.	CONF.	ADJ CONF.
Average RPI Loss:	86	RECORD	PCT. RANK	GAMES	SCHEDULE	OF SCHEDULE	RPI	RPI	RPI	RPI
DIV. I ONLY	13- 3	28	9-1	311	237	111	111	23	23	
DIV. I NON-CONF.	4- 2	90	0	271	128	136	136	20	20	
TOTALS	RPI 1-25	RPI 26-50	W-L RECORDS	RPI 51-100	RPI 101-150	RPI 150+				
13- 3	0- 0	0- 1	OVERALL	1- 1	1- 0	11- 1				
7- 1	0- 0	0- 0	HOME	1- 1	0- 0	6- 0				
5- 2	0- 0	0- 1	AWAY	0- 0	1- 0	4- 1				
1- 0	0- 0	0- 0	NEUTRAL	0- 0	0- 0	1- 0				
4- 2	0- 0	0- 1	NON-CONFERENCE	0- 1	0- 0	4- 0				
1- 1	0- 0	0- 0	HOME	0- 1	0- 0	1- 0				
2- 1	0- 0	0- 1	AWAY	0- 0	0- 0	2- 0				
1- 0	0- 0	0- 0	NEUTRAL	0- 0	0- 0	1- 0				
9- 1	0- 0	0- 0	CONFERENCE	1- 0	1- 0	7- 1				
6- 0	0- 0	0- 0	HOME	1- 0	0- 0	5- 0				
3- 1	0- 0	0- 0	AWAY	0- 0	1- 0	2- 1				
0- 0	0- 0	0- 0	NEUTRAL	0- 0	0- 0	0- 0				

RPI 1-25				RPI 26-50				RPI 51-100				RPI 101+				Team's RPI: 111
RPI	S	Opponent	Score	RPI	S	Opponent	Score	RPI	S	Opponent	Score	RPI	S	Opponent	Score	
				45	A	Oklahoma	62 75	61	H	UCF	57 63	125	A	A&M-Corpus Christi	66 44	
								88	H	Abilene Christian	69 59	152	A	New Orleans	50 53	
												216	A	Lamar University	54 53	
												219	H	Central Ark.	102 41	
												224	A	Tulsa	67 63	
												231	H	Southeastern La.	77 51	
												263	N	UC Santa Barbara	67 56	
												283	A	Nevada	80 65	
												312	A	Houston Baptist	59 42	
												318	H	Alcorn	67 62	
												325	H	Incarinate Word	67 45	
												327	H	McNeese	82 51	
												340	H	Northwestern St.	89 40	
LAST 10 Division I																
				88	H	Abilene Christian	69 59	125	A	A&M-Corpus Christi	66 44					
				216	A	Lamar University	54 53	152	A	New Orleans	50 53					
				340	H	Northwestern St.	89 40	231	H	Southeastern La.	77 51					
				325	H	Incarinate Word	67 45	327	H	McNeese	82 51					
				219	H	Central Ark.	102 41	312	A	Houston Baptist	59 42					

Non-Div I Games: LSU-Shreveport 75 32 Our Lady of the Lak87 75 Cent. Christian (KS104 46

SFA

Loss, Non-Conf, S Site, H Home A Away N Neutral

SIUE										
Average RPI Win:	328	WON-LOST	WINNING	LAST 10	STRENGTH OF	OPP. STRENGTH	TEAM	ADJ.	CONF.	ADJ CONF.
Average RPI Loss:	159	RECORD	PCT. RANK	GAMES	SCHEDULE	OF SCHEDULE	RPI	RPI	RPI	RPI
DIV. I ONLY	3- 16	324	1-9	257	210	321	321	20	20	
DIV. I NON-CONF.	2- 8	295	0-1	255	136	323	323	24	24	

TOTALS	RPI 1-25	RPI 26-50	W-L RECORDS	RPI 51-100	RPI 101-150	RPI 150+				
3- 16	0- 0	0- 0	OVERALL	0- 6	0- 3	3- 7				
2- 7	0- 0	0- 0	HOME	0- 3	0- 2	2- 2				
1- 8	0- 0	0- 0	AWAY	0- 3	0- 1	1- 4				
0- 1	0- 0	0- 0	NEUTRAL	0- 0	0- 0	0- 1				
2- 8	0- 0	0- 0	NON-CONFERENCE	0- 4	0- 2	2- 2				
2- 3	0- 0	0- 0	HOME	0- 2	0- 1	2- 0				
0- 4	0- 0	0- 0	AWAY	0- 2	0- 1	0- 1				
0- 1	0- 0	0- 0	NEUTRAL	0- 0	0- 0	0- 1				
1- 8	0- 0	0- 0	CONFERENCE	0- 2	0- 1	1- 5				
0- 4	0- 0	0- 0	HOME	0- 1	0- 1	0- 2				
1- 4	0- 0	0- 0	AWAY	0- 1	0- 0	1- 3				
0- 0	0- 0	0- 0	NEUTRAL	0- 0	0- 0	0- 0				

RPI 1-25				RPI 26-50				RPI 51-100				RPI 101+				Team's RPI: 321	
RPI	S	Opponent	Score	RPI	S	Opponent	Score	RPI	S	Opponent	Score	RPI	S	Opponent	Score		
								56	A	Belmont	48	69	112	H	Loyola Chicago	50	63
								58	A	Nebraska	49	63	147	H	Southeast Mo. St.	56	66
								73	H	UT Martin	39	79	148	A	Missouri	51	68
								75	A	Illinois St.	53	74	154	H	Tennessee Tech	50	65
								94	H	Southern Ill.	67	103	169	N	North Ala.	67	85
								99	H	Saint Louis	35	68	176	A	Austin Peay	61	74
													254	A	Morehead St.	69	75
													281	A	Eastern Ky.	46	49
													313	H	Jacksonville St.	44	53
													315	H	Purdue Fort Wayne	57	53
													326	H	Evansville	85	74
													330	A	Georgia St.	73	74
													343	A	Tennessee St.	76	63

LAST 10 Division I																	
								176	A	Austin Peay	61	74	281	A	Eastern Ky.	46	49
								73	H	UT Martin	39	79	254	A	Morehead St.	69	75
								147	H	Southeast Mo. St.	56	66	343	A	Tennessee St.	76	63
								313	H	Jacksonville St.	44	53	56	A	Belmont	48	69
								154	H	Tennessee Tech	50	65	330	A	Georgia St.	73	74

Non-Div I Games: Quincy

65 70

SIUE

■ Loss,
 ■ Non-Conf,
 ■ S Site,
 ■ H Home
 ■ A Away
 N Neutral

SMU				Through Games Of Jan. 31, 2020									
Average RPI Win: 228		WON-LOST	WINNING	LAST 10	STRENGTH OF	OPP. STRENGTH	TEAM	ADJ.	CONF.	ADJ CONF.			
Average RPI Loss: 121		RECORD	PCT. RANK	GAMES	SCHEDULE	OF SCHEDULE	RPI	RPI	RPI	RPI			
DIV. I ONLY		9- 10	195	4-6	148	141	210	210	9	9			
DIV. I NON-CONF.		6- 6	164	1-2	174	266	231	231	9	9			
TOTALS		RPI 1-25	RPI 26-50	W-L RECORDS	RPI 51-100	RPI 101-150	RPI 150+						
9- 10	0- 2	0- 0	OVERALL	0- 2	1- 2	8- 4							
7- 6	0- 2	0- 0	HOME	0- 0	1- 1	6- 3							
1- 4	0- 0	0- 0	AWAY	0- 2	0- 1	1- 1							
1- 0	0- 0	0- 0	NEUTRAL	0- 0	0- 0	1- 0							
6- 6	0- 1	0- 0	NON-CONFERENCE	0- 1	1- 1	5- 3							
5- 4	0- 1	0- 0	HOME	0- 0	1- 0	4- 3							
0- 2	0- 0	0- 0	AWAY	0- 1	0- 1	0- 0							
1- 0	0- 0	0- 0	NEUTRAL	0- 0	0- 0	1- 0							
3- 4	0- 1	0- 0	CONFERENCE	0- 1	0- 1	3- 1							
2- 2	0- 1	0- 0	HOME	0- 0	0- 1	2- 0							
1- 2	0- 0	0- 0	AWAY	0- 1	0- 0	1- 1							
0- 0	0- 0	0- 0	NEUTRAL	0- 0	0- 0	0- 0							
RPI 1-25				RPI 26-50		RPI 51-100		RPI 101+ Team's RPI: 210					
RPI S	Opponent	Score	RPI S	Opponent	Score	RPI S	Opponent	Score					
10 H	UConn	42 80				53 A	Temple	62 85	103 H	Rice 55 43			
19 H	TCU	56 57				97 A	UT Arlington	46 51	117 A	Pacific 49 77			
										123 H	Tulane 66 67		
										161 H	Wright St. 61 69		
										166 H	Wichita St. 64 44		
										183 A	Memphis 52 57		
										196 H	North Dakota 66 51		
										217 H	UTEP 60 56		
										221 H	George Mason 58 59		
										224 H	Tulsa 57 38		
										226 H	Northern Colo. 52 61		
										253 N	CSUN 68 58		
										268 A	East Carolina 55 47		
										301 H	UC Irvine 59 56		
										327 H	McNeese 81 60		
LAST 10 Division I													
166 H	Wichita St.	64 44	268 A	East Carolina	55 47								
224 H	Tulsa	57 38	10 H	UConn	42 80								
183 A	Memphis	52 57	221 H	George Mason	58 59								
123 H	Tulane	66 67	301 H	UC Irvine	59 56								
53 A	Temple	62 85	97 A	UT Arlington	46 51								

Non-Div I Games:

SMU

Average RPI Win:	234	WON-LOST	WINNING	LAST 10	STRENGTH OF	OPP. STRENGTH	TEAM	ADJ.	CONF.	ADJ CONF.
Average RPI Loss:	205	RECORD	PCT. RANK	GAMES	SCHEDULE	OF SCHEDULE	RPI	RPI	RPI	RPI
DIV. I ONLY	3- 13	316	3-7	289	271	316	316	19	19	
DIV. I NON-CONF.	0- 7	338	0-1	320	267	349	349	17	17	
TOTALS	RPI 1-25	RPI 26-50	W-L RECORDS	RPI 51-100	RPI 101-150	RPI 150+				
3- 13	0- 0	0- 1	OVERALL	0- 0	0- 2	3- 10				
1- 5	0- 0	0- 1	HOME	0- 0	0- 1	1- 3				
2- 8	0- 0	0- 0	AWAY	0- 0	0- 1	2- 7				
0- 0	0- 0	0- 0	NEUTRAL	0- 0	0- 0	0- 0				
0- 7	0- 0	0- 1	NON-CONFERENCE	0- 0	0- 1	0- 5				
0- 1	0- 0	0- 1	HOME	0- 0	0- 0	0- 0				
0- 6	0- 0	0- 0	AWAY	0- 0	0- 1	0- 5				
0- 0	0- 0	0- 0	NEUTRAL	0- 0	0- 0	0- 0				
3- 6	0- 0	0- 0	CONFERENCE	0- 0	0- 1	3- 5				
1- 4	0- 0	0- 0	HOME	0- 0	0- 1	1- 3				
2- 2	0- 0	0- 0	AWAY	0- 0	0- 0	2- 2				
0- 0	0- 0	0- 0	NEUTRAL	0- 0	0- 0	0- 0				

RPI 1-25			RPI 26-50			RPI 51-100			RPI 101+			Team's RPI: 316
RPI	S	Opponent	Score	RPI	S	Opponent	Score	RPI	S	Opponent	Score	
				32	H	Ohio St.	74 104					
								115	H	Montana St.	48 85	
								126	A	San Jose St.	67 73	
								180	H	Montana	60 64	
								185	A	UC Davis	75 77	
								191	A	Portland St.	73 70	
								193	A	Northern Ariz.	107 114	
								193	H	Northern Ariz.	65 85	
								207	H	Southern Utah	87 82	
								226	H	Northern Colo.	63 73	
								234	A	San Francisco	82 87	
								239	A	Idaho St.	62 80	
								283	A	Nevada	72 83	
								305	A	Weber St.	91 67	
								329	A	Seattle U	84 88	
								333	A	Cal Poly	43 62	
LAST 10 Division I												
193	H	Northern Ariz.	65 85	193	A	Northern Ariz.	107 114					
191	A	Portland St.	73 70	239	A	Idaho St.	62 80					
207	H	Southern Utah	87 82	180	H	Montana	60 64					
226	H	Northern Colo.	63 73	115	H	Montana St.	48 85					
305	A	Weber St.	91 67	32	H	Ohio St.	74 104					

Non-Div I Games: Cal Maritime 86 55 Pacific Union 94 35

Sacramento St.

Sacred Heart

Through Games Of Jan. 31, 2020

Average RPI Win:	298	WON-LOST	WINNING	LAST 10	STRENGTH OF	OPP. STRENGTH	TEAM	ADJ.	CONF.	ADJ CONF.
Average RPI Loss:	161	RECORD	PCT. RANK	GAMES	SCHEDULE	OF SCHEDULE	RPI	RPI	RPI	RPI
DIV. I ONLY	7- 11	237	5-5	285	281	266	266	29	29	
DIV. I NON-CONF.	2- 8	295	0-2	198	158	296	296	29	29	
TOTALS	RPI 1-25	RPI 26-50	W-L RECORDS	RPI 51-100	RPI 101-150	RPI 150+				
7- 11	0- 0	0- 1	OVERALL	0- 3	0- 2	7- 5				
4- 1	0- 0	0- 0	HOME	0- 0	0- 1	4- 0				
2- 9	0- 0	0- 1	AWAY	0- 2	0- 1	2- 5				
1- 1	0- 0	0- 0	NEUTRAL	0- 1	0- 0	1- 0				
2- 8	0- 0	0- 1	NON-CONFERENCE	0- 3	0- 1	2- 3				
1- 1	0- 0	0- 0	HOME	0- 0	0- 1	1- 0				
0- 6	0- 0	0- 1	AWAY	0- 2	0- 0	0- 3				
1- 1	0- 0	0- 0	NEUTRAL	0- 1	0- 0	1- 0				
5- 3	0- 0	0- 0	CONFERENCE	0- 0	0- 1	5- 2				
3- 0	0- 0	0- 0	HOME	0- 0	0- 0	3- 0				
2- 3	0- 0	0- 0	AWAY	0- 0	0- 1	2- 2				
0- 0	0- 0	0- 0	NEUTRAL	0- 0	0- 0	0- 0				

RPI 1-25				RPI 26-50				RPI 51-100				RPI 101+ Team's RPI: 266			
RPI	S	Opponent	Score	RPI	S	Opponent	Score	RPI	S	Opponent	Score	RPI	S	Opponent	Score
				37	A	Yale	40 87	58	N	Nebraska	49 72	116	H	Holy Cross	52 65
								79	A	Seton Hall	69 95	135	A	Robert Morris	43 73
								85	A	Stony Brook	50 54	170	H	Merrimack	63 60
												187	A	Penn St.	65 88
												199	A	Saint Joseph's	44 71
												247	A	Saint Francis (PA)	58 60
												274	A	Wagner	79 65
												300	A	Siena	57 68
												307	H	Hofstra	71 44
												317	N	Detroit Mercy	66 60
												331	A	Fairleigh Dickinson	60 65
												331	H	Fairleigh Dickinson	68 53
												344	A	Central Conn. St.	54 52
												344	H	Central Conn. St.	66 58
LAST 10 Division I															
				344	A	Central Conn. St.	54 52	344	H	Central Conn. St.	66 58				
				331	H	Fairleigh Dickinson	68 53	274	A	Wagner	79 65				
				135	A	Robert Morris	43 73	170	H	Merrimack	63 60				
				247	A	Saint Francis (PA)	58 60	187	A	Penn St.	65 88				
				331	A	Fairleigh Dickinson	60 65	37	A	Yale	40 87				

Non-Div I Games: Bridgeport 77 63

Sacred Heart

Loss, Non-Conf, S Site, H Home A Away N Neutral

Saint Francis (PA)

Through Games Of Jan. 31, 2020

Average RPI Win:	296	WON-LOST	WINNING	LAST 10	STRENGTH OF	OPP. STRENGTH	TEAM	ADJ.	CONF.	ADJ CONF.
Average RPI Loss:	151	RECORD	PCT. RANK	GAMES	SCHEDULE	OF SCHEDULE	RPI	RPI	RPI	RPI
DIV. I ONLY	8- 12	233	6-4	260	269	247	247	29	29	
DIV. I NON-CONF.	2- 9	304	0-1	65	155	217	217	29	29	
TOTALS	RPI 1-25	RPI 26-50	W-L RECORDS	RPI 51-100	RPI 101-150	RPI 150+				
8- 12	0- 0	0- 3	OVERALL	0- 2	0- 2	8- 5				
3- 4	0- 0	0- 0	HOME	0- 1	0- 1	3- 2				
4- 7	0- 0	0- 2	AWAY	0- 1	0- 1	4- 3				
1- 1	0- 0	0- 1	NEUTRAL	0- 0	0- 0	1- 0				
2- 9	0- 0	0- 3	NON-CONFERENCE	0- 2	0- 2	2- 2				
0- 3	0- 0	0- 0	HOME	0- 1	0- 1	0- 1				
1- 5	0- 0	0- 2	AWAY	0- 1	0- 1	1- 1				
1- 1	0- 0	0- 1	NEUTRAL	0- 0	0- 0	1- 0				
6- 3	0- 0	0- 0	CONFERENCE	0- 0	0- 0	6- 3				
3- 1	0- 0	0- 0	HOME	0- 0	0- 0	3- 1				
3- 2	0- 0	0- 0	AWAY	0- 0	0- 0	3- 2				
0- 0	0- 0	0- 0	NEUTRAL	0- 0	0- 0	0- 0				

RPI	S	Opponent	Score	RPI	S	Opponent	Score	RPI	S	Opponent	Score	RPI	S	Opponent	Score	Team's RPI: 247
33	N	FGCU	64 97	65	H	Bucknell	46 70	108	A	Duquesne	69 72	113	H	Liberty	52 71	
35	A	Virginia Tech	41 105	76	A	South Fla.	23 62	170	H	Merrimack	56 71	236	H	Youngstown St.	46 56	
38	A	West Virginia	45 74					254	A	Morehead St.	54 65	258	N	Stetson	78 73	
								266	H	Sacred Heart	60 58	274	H	Wagner	51 50	
								297	A	Vermont	73 69	309	A	St. Francis Brooklyn	67 59	
								309	H	St. Francis Brooklyn	82 72	311	A	Bryant	63 60	
								331	A	Fairleigh Dickinson	47 56	344	A	Central Conn. St.	64 52	
								347	A	LIU Brooklyn	53 71					
LAST 10 Division I																
347	A	LIU Brooklyn	53 71	309	H	St. Francis Brooklyn	82 72									
309	A	St. Francis Brooklyn	67 59	331	A	Fairleigh Dickinson	47 56									
170	H	Merrimack	56 71	344	A	Central Conn. St.	64 52									
266	H	Sacred Heart	60 58	311	A	Bryant	63 60									
274	H	Wagner	51 50	65	H	Bucknell	46 70									

Non-Div I Games:

Saint Francis (PA)

■ Loss,
 ■ Non-Conf,
 ■ S Site,
 ■ H Home
 ■ A Away
 N Neutral

Average RPI Win: 183		WON-LOST	WINNING	LAST 10	STRENGTH OF	OPP. STRENGTH	TEAM	ADJ.	CONF.	ADJ CONF.
Average RPI Loss: 126		RECORD	PCT. RANK	GAMES	SCHEDULE	OF SCHEDULE	RPI	RPI	RPI	RPI
DIV. I ONLY		8- 12	233	3-7	114	129	199	199	12	12
DIV. I NON-CONF.		6- 6	164	1-1	87	161	144	144	12	12
TOTALS	RPI 1-25	RPI 26-50		W-L RECORDS		RPI 51-100	RPI 101-150	RPI 150+		
8- 12	0- 0	0- 0		OVERALL		1- 3	2- 6	5- 3		
5- 5	0- 0	0- 0		HOME		1- 1	1- 3	3- 1		
2- 5	0- 0	0- 0		AWAY		0- 1	0- 3	2- 1		
1- 2	0- 0	0- 0		NEUTRAL		0- 1	1- 0	0- 1		
6- 6	0- 0	0- 0		NON-CONFERENCE		1- 3	1- 2	4- 1		
4- 2	0- 0	0- 0		HOME		1- 1	0- 1	3- 0		
1- 2	0- 0	0- 0		AWAY		0- 1	0- 1	1- 0		
1- 2	0- 0	0- 0		NEUTRAL		0- 1	1- 0	0- 1		
2- 6	0- 0	0- 0		CONFERENCE		0- 0	1- 4	1- 2		
1- 3	0- 0	0- 0		HOME		0- 0	1- 2	0- 1		
1- 3	0- 0	0- 0		AWAY		0- 0	0- 2	1- 1		
0- 0	0- 0	0- 0		NEUTRAL		0- 0	0- 0	0- 0		

RPI 1-25				RPI 26-50				RPI 51-100				RPI 101+				Team's RPI: 199	
RPI	S	Opponent	Score	RPI	S	Opponent	Score	RPI	S	Opponent	Score	RPI	S	Opponent	Score		
								53	H	Temple	67 63	104	A	VCU	40 47		
								68	H	Drexel	52 62	108	H	Duquesne	51 58		
								79	N	Seton Hall	39 55	114	H	Penn	45 55		
								80	A	Villanova	44 60	118	H	Richmond	67 56		
												121	N	Harvard	63 39		
												130	A	Auburn	62 66		
												136	H	George Washington	50 56		
												143	A	Massachusetts	43 61		
												172	H	American	72 51		
												173	A	Columbia	71 57		
												177	N	Furman	48 63		
												178	H	Rhode Island	47 49		
												198	A	La Salle	59 67		
												266	H	Sacred Heart	71 44		
												275	H	Navy	49 40		
												288	A	St. Bonaventure	61 60		
LAST 10 Division I																	
				136	H	George Washington	50 56	143	A	Massachusetts	43 61						
				198	A	La Salle	59 67	104	A	VCU	40 47						
				288	A	St. Bonaventure	61 60	118	H	Richmond	67 56						
				108	H	Duquesne	51 58	275	H	Navy	49 40						
				178	H	Rhode Island	47 49	177	N	Furman	48 63						

Non-Div I Games:

Saint Joseph's

■ Loss, ■ Non-Conf, S Site, H Home A Away N Neutral

Saint Louis

Through Games Of Jan. 31, 2020

Average RPI Win:	173	WON-LOST	WINNING	LAST 10	STRENGTH OF	OPP. STRENGTH	TEAM	ADJ.	CONF.	ADJ CONF.
Average RPI Loss:	96	RECORD	PCT. RANK	GAMES	SCHEDULE	OF SCHEDULE	RPI	RPI	RPI	RPI
DIV. I ONLY	11- 9	148	4-6	70	121	99	99	12	12	
DIV. I NON-CONF.	8- 5	117	1-2	74	113	66	66	12	12	
TOTALS	RPI 1-25	RPI 26-50	W-L RECORDS	RPI 51-100	RPI 101-150	RPI 150+				
11- 9	0- 1	0- 0	OVERALL	4- 4	2- 4	5- 0				
6- 4	0- 1	0- 0	HOME	3- 1	2- 2	1- 0				
5- 5	0- 0	0- 0	AWAY	1- 3	0- 2	4- 0				
0- 0	0- 0	0- 0	NEUTRAL	0- 0	0- 0	0- 0				
8- 5	0- 1	0- 0	NON-CONFERENCE	4- 2	1- 2	3- 0				
4- 2	0- 1	0- 0	HOME	3- 0	1- 1	0- 0				
4- 3	0- 0	0- 0	AWAY	1- 2	0- 1	3- 0				
0- 0	0- 0	0- 0	NEUTRAL	0- 0	0- 0	0- 0				
3- 4	0- 0	0- 0	CONFERENCE	0- 2	1- 2	2- 0				
2- 2	0- 0	0- 0	HOME	0- 1	1- 1	1- 0				
1- 2	0- 0	0- 0	AWAY	0- 1	0- 1	1- 0				
0- 0	0- 0	0- 0	NEUTRAL	0- 0	0- 0	0- 0				

RPI 1-25				RPI 26-50				RPI 51-100 Team's RPI: 99				RPI 101+			
RPI	S	Opponent	Score	RPI	S	Opponent	Score	RPI	S	Opponent	Score	RPI	S	Opponent	Score
21	H	Princeton	50 66					73	H	UT Martin	56 50	101	H	Kansas	60 68
								75	H	Illinois St.	61 56	104	H	VCU	52 65
								84	A	Dayton	47 48	108	H	Duquesne	53 50
								91	H	Colgate	61 51	120	A	Fordham	54 66
								93	A	Vanderbilt	50 62	147	H	Southeast Mo. St.	76 61
								94	A	Southern Ill.	53 61	148	A	Missouri	58 83
								95	H	Davidson	58 65	198	A	La Salle	77 61
								98	A	Cincinnati	60 50	223	A	Northern Ky.	67 42
												278	A	Indiana St.	55 53
												288	H	St. Bonaventure	72 51
												321	A	SIUE	68 35
LAST 10 Division I															
108	H	Duquesne	53 50	198	A	La Salle	77 61								
120	A	Fordham	54 66	95	H	Davidson	58 65								
84	A	Dayton	47 48	278	A	Indiana St.	55 53								
288	H	St. Bonaventure	72 51	101	H	Kansas	60 68								
104	H	VCU	52 65	21	H	Princeton	50 66								

Non-Div I Games:

Saint Louis

■ Loss,
 ■ Non-Conf,
 ■ S Site,
 ■ H Home
 ■ A Away
 N Neutral

Saint Mary's (CA)

Through Games Of Jan. 31, 2020

Average RPI Win:	224	WON-LOST	WINNING	LAST 10	STRENGTH OF	OPP. STRENGTH	TEAM	ADJ.	CONF.	ADJ CONF.
Average RPI Loss:	106	RECORD	PCT. RANK	GAMES	SCHEDULE	OF SCHEDULE	RPI	RPI	RPI	RPI
DIV. I ONLY	10- 11	191	5-5	128	115	167	167	11	11	
DIV. I NON-CONF.	5- 6	187	0	112	154	179	179	11	11	
TOTALS	RPI 1-25	RPI 26-50	W-L RECORDS	RPI 51-100	RPI 101-150	RPI 150+				
10- 11	0- 2	1- 1	OVERALL	0- 2	0- 4	9- 2				
6- 5	0- 1	1- 1	HOME	0- 1	0- 2	5- 0				
3- 6	0- 1	0- 0	AWAY	0- 1	0- 2	3- 2				
1- 0	0- 0	0- 0	NEUTRAL	0- 0	0- 0	1- 0				
5- 6	0- 1	1- 1	NON-CONFERENCE	0- 1	0- 1	4- 2				
4- 2	0- 1	1- 1	HOME	0- 0	0- 0	3- 0				
0- 4	0- 0	0- 0	AWAY	0- 1	0- 1	0- 2				
1- 0	0- 0	0- 0	NEUTRAL	0- 0	0- 0	1- 0				
5- 5	0- 1	0- 0	CONFERENCE	0- 1	0- 3	5- 0				
2- 3	0- 0	0- 0	HOME	0- 1	0- 2	2- 0				
3- 2	0- 1	0- 0	AWAY	0- 0	0- 1	3- 0				
0- 0	0- 0	0- 0	NEUTRAL	0- 0	0- 0	0- 0				

RPI 1-25				RPI 26-50				RPI 51-100				RPI 101+ Team's RPI: 167			
RPI	S	Opponent	Score	RPI	S	Opponent	Score	RPI	S	Opponent	Score	RPI	S	Opponent	Score
9	A	Gonzaga	49 74	28	H	Western Ky.	80 73	61	A	UCF	58 67	101	A	Kansas	81 86
17	H	NC State	70 87	36	H	Marquette	63 77	67	H	BYU	55 65	117	H	Pacific	66 68
												132	H	San Diego	54 72
												141	A	Portland	65 78
												160	A	Santa Clara	95 87
												185	H	UC Davis	83 74
												205	A	Wyoming	67 69
												227	H	Pepperdine	85 78
												234	A	San Francisco	86 79
												262	A	LMU (CA)	70 61
												262	H	LMU (CA)	86 70
												263	H	UC Santa Barbara	64 43
												283	A	Nevada	72 78
												288	N	St. Bonaventure	72 57
												333	H	Cal Poly	84 67
LAST 10 Division I															
262	A	LMU (CA)	70 61	9	A	Gonzaga	49 74								
117	H	Pacific	66 68	262	H	LMU (CA)	86 70								
67	H	BYU	55 65	227	H	Pepperdine	85 78								
132	H	San Diego	54 72	160	A	Santa Clara	95 87								
141	A	Portland	65 78	234	A	San Francisco	86 79								

Non-Div I Games:

Saint Mary's (CA)

■ Loss,
 ■ Non-Conf,
 ■ S Site,
 ■ Home
 ■ Away
 N Neutral

SINGLE SECTOR B				THROUGH GAMES OF SECT. B1, 1010						
Average RPI Win:	318	WON-LOST	WINNING	LAST 10	STRENGTH OF	OPP. STRENGTH	TEAM	ADJ.	CONF.	ADJ CONF.
Average RPI Loss:	232	RECORD	PCT. RANK	GAMES	SCHEDULE	OF SCHEDULE	RPI	RPI	RPI	RPI
DIV. I ONLY	5- 13	286	2-8	348	324	336	336	24	24	
DIV. I NON-CONF.	3- 6	235	0-1	347	344	336	336	25	25	
TOTALS	RPI 1-25		RPI 26-50	W-L RECORDS	RPI 51-100		RPI 101-150		RPI 150+	
5- 13	0- 0		0- 0	OVERALL	0- 1		0- 1		5- 11	
2- 5	0- 0		0- 0	HOME	0- 0		0- 1		2- 4	
3- 8	0- 0		0- 0	AWAY	0- 1		0- 0		3- 7	
0- 0	0- 0		0- 0	NEUTRAL	0- 0		0- 0		0- 0	
3- 6	0- 0		0- 0	NON-CONFERENCE	0- 0		0- 1		3- 5	
1- 2	0- 0		0- 0	HOME	0- 0		0- 1		1- 1	
2- 4	0- 0		0- 0	AWAY	0- 0		0- 0		2- 4	
0- 0	0- 0		0- 0	NEUTRAL	0- 0		0- 0		0- 0	
2- 7	0- 0		0- 0	CONFERENCE	0- 1		0- 0		2- 6	
1- 3	0- 0		0- 0	HOME	0- 0		0- 0		1- 3	
1- 4	0- 0		0- 0	AWAY	0- 1		0- 0		1- 3	
0- 0	0- 0		0- 0	NEUTRAL	0- 0		0- 0		0- 0	

RPI 1-25				RPI 26-50				RPI 51-100				RPI 101+				Team's RPI: 336	
RPI	S	Opponent	Score	RPI	S	Opponent	Score	RPI	S	Opponent	Score	RPI	S	Opponent	Score		
								83	A	Marist	76	96	142	H	Lehigh	71	80
												175	H	Quinnipiac	64	91	
												206	A	Fairfield	48	67	
												214	H	Manhattan	52	85	
												222	A	Iona	59	69	
												242	A	Howard	80	92	
												252	A	Niagara	89	97	
												256	A	Delaware St.	66	89	
												265	H	Morgan St.	78	77	
												274	A	Wagner	89	90	
												290	H	Monmouth	67	81	
												300	H	Siena	87	83	
												331	H	Fairleigh Dickinson	71	77	
												332	A	NJIT	73	76	
												338	A	Canisius	86	68	
												342	A	Coppin St.	82	57	
												347	A	LIU Brooklyn	89	74	
LAST 10 Division I																	
				175	H	Quinnipiac	64	91	206	A	Fairfield	48	67				
				338	A	Canisius	86	68	214	H	Manhattan	52	85				
				252	A	Niagara	89	97	300	H	Siena	87	83				
				222	A	Iona	59	69	83	A	Marist	76	96				
				290	H	Monmouth	67	81	142	H	Lehigh	71	80				

Non-Div I Games:

Saint Peter's

■ Loss, ■ Non-Conf, S Site, H Home A Away N Neutral

Average RPI Win:	253	WON-LOST	WINNING	LAST 10	STRENGTH OF	OPP. STRENGTH	TEAM	ADJ.	CONF.	ADJ CONF.
Average RPI Loss:	154	RECORD	PCT. RANK	GAMES	SCHEDULE	OF SCHEDULE	RPI	RPI	RPI	RPI
DIV. I ONLY	10- 6	103	8-2	316	222	158	158	23	23	
DIV. I NON-CONF.	2- 4	235	0	254	173	228	228	20	20	
TOTALS	RPI 1-25	RPI 26-50	W-L RECORDS	RPI 51-100	RPI 101-150	RPI 150+				
10- 6	0- 0	0- 1	OVERALL	0- 1	1- 1	9- 3				
4- 1	0- 0	0- 0	HOME	0- 1	1- 0	3- 0				
6- 5	0- 0	0- 1	AWAY	0- 0	0- 1	6- 3				
0- 0	0- 0	0- 0	NEUTRAL	0- 0	0- 0	0- 0				
2- 4	0- 0	0- 1	NON-CONFERENCE	0- 0	1- 0	1- 3				
1- 0	0- 0	0- 0	HOME	0- 0	1- 0	0- 0				
1- 4	0- 0	0- 1	AWAY	0- 0	0- 0	1- 3				
0- 0	0- 0	0- 0	NEUTRAL	0- 0	0- 0	0- 0				
8- 2	0- 0	0- 0	CONFERENCE	0- 1	0- 1	8- 0				
3- 1	0- 0	0- 0	HOME	0- 1	0- 0	3- 0				
5- 1	0- 0	0- 0	AWAY	0- 0	0- 1	5- 0				
0- 0	0- 0	0- 0	NEUTRAL	0- 0	0- 0	0- 0				

RPI 1-25				RPI 26-50				RPI 51-100				RPI 101+ Team's RPI: 158			
RPI	S	Opponent	Score	RPI	S	Opponent	Score	RPI	S	Opponent	Score	RPI	S	Opponent	Score
				45	A	Oklahoma	71 95	88	H	Abilene Christian	73 81	125	A	A&M-Corpus Christi	54 57
												132	H	Louisiana	77 73
												152	A	New Orleans	78 46
												153	A	Texas Tech	57 99
												216	H	Lamar University	68 47
												219	A	Central Ark.	72 54
												231	A	Southeastern La.	84 69
												241	A	Oral Roberts	41 64
												269	A	Ole Miss	69 75
												294	H	Nicholls St.	87 71
												302	A	UTSA	81 77
												312	A	Houston Baptist	97 69
												327	H	McNeese	92 59
												340	A	Northwestern St.	79 69
LAST 10 Division I															
				125	A	A&M-Corpus Christi	54 57	231	A	Southeastern La.	84 69				
				88	H	Abilene Christian	73 81	294	H	Nicholls St.	87 71				
				312	A	Houston Baptist	97 69	327	H	McNeese	92 59				
				216	H	Lamar University	68 47	152	A	New Orleans	78 46				
				219	A	Central Ark.	72 54	340	A	Northwestern St.	79 69				

Non-Div I Games: Jarvis Christian 114 46 Howard Payne 91 49 Wiley 102 52

Sam Houston St.

Loss, Non-Conf, S Site, H Home A Away N Neutral

Average RPI Win: 269	WON-LOST	WINNING	LAST 10	STRENGTH OF	OPP. STRENGTH	TEAM	ADJ.	CONF.	ADJ CONF.
Average RPI Loss: 104	RECORD	PCT. RANK	GAMES	SCHEDULE	OF SCHEDULE	RPI	RPI	RPI	RPI
DIV. I ONLY	9- 11	206	7-3	161	196	168	168	25	25
DIV. I NON-CONF.	4- 10	259	2-2	63	212	155	155	22	22
TOTALS	RPI 1-25	RPI 26-50	W-L RECORDS	RPI 51-100	RPI 101-150	RPI 150+			
9- 11	0- 2	0- 1	OVERALL	0- 2	0- 3	9- 3			
3- 3	0- 0	0- 1	HOME	0- 1	0- 0	3- 1			
5- 8	0- 2	0- 0	AWAY	0- 1	0- 3	5- 2			
1- 0	0- 0	0- 0	NEUTRAL	0- 0	0- 0	1- 0			
4- 10	0- 2	0- 1	NON-CONFERENCE	0- 2	0- 3	4- 2			
0- 3	0- 0	0- 1	HOME	0- 1	0- 0	0- 1			
3- 7	0- 2	0- 0	AWAY	0- 1	0- 3	3- 1			
1- 0	0- 0	0- 0	NEUTRAL	0- 0	0- 0	1- 0			
5- 1	0- 0	0- 0	CONFERENCE	0- 0	0- 0	5- 1			
3- 0	0- 0	0- 0	HOME	0- 0	0- 0	3- 0			
2- 1	0- 0	0- 0	AWAY	0- 0	0- 0	2- 1			
0- 0	0- 0	0- 0	NEUTRAL	0- 0	0- 0	0- 0			

RPI 1-25				RPI 26-50				RPI 51-100				RPI 101+ Team's RPI: 168			
RPI	S	Opponent	Score	RPI	S	Opponent	Score	RPI	S	Opponent	Score	RPI	S	Opponent	Score
22	A	Kentucky	49 79	28	H	Western Ky.	84 88	64	H	Troy	65 74	120	A	Fordham	37 68
23	A	Florida St.	59 88					73	A	UT Martin	75 80	127	A	UAB	69 76
												144	A	Florida	48 84
												154	H	Tennessee Tech	57 72
												169	A	North Ala.	79 63
												177	A	Furman	69 77
												208	A	Murray St.	84 56
												215	A	Kennesaw St.	55 60
												230	H	Chattanooga	60 46
												240	H	ETSU	68 34
												286	A	Wofford	74 58
												307	N	Hofstra	65 45
												320	H	Mercer	72 64
												328	A	Alabama St.	83 48
												335	A	Western Caro.	62 50
LAST 10 Division I															
335	A	Western Caro.	62 50	286	A	Wofford	74 58								
240	H	ETSU	68 34	307	N	Hofstra	65 45								
230	H	Chattanooga	60 46	120	A	Fordham	37 68								
320	H	Mercer	72 64	208	A	Murray St.	84 56								
177	A	Furman	69 77	28	H	Western Ky.	84 88								

Non-Div I Games: Montevallo 81 60

Samford

■ Loss,
 ■ Non-Conf,
 ■ S Site,
 ■ H Home
 ■ A Away
 N Neutral

Average RPI Win:	215	WON-LOST	WINNING	LAST 10	STRENGTH OF	OPP. STRENGTH	TEAM	ADJ.	CONF.	ADJ CONF.
Average RPI Loss:	114	RECORD	PCT. RANK	GAMES	SCHEDULE	OF SCHEDULE	RPI	RPI	RPI	RPI
DIV. I ONLY	11- 9	148	6-4	107	156	132	132	11	11	
DIV. I NON-CONF.	5- 5	164	0	185	313	216	216	11	11	
TOTALS	RPI 1-25	RPI 26-50	W-L RECORDS	RPI 51-100	RPI 101-150	RPI 150+				
11- 9	0- 2	0- 0	OVERALL	0- 2	2- 2	9- 3				
6- 5	0- 1	0- 0	HOME	0- 1	1- 1	5- 2				
5- 4	0- 1	0- 0	AWAY	0- 1	1- 1	4- 1				
0- 0	0- 0	0- 0	NEUTRAL	0- 0	0- 0	0- 0				
5- 5	0- 0	0- 0	NON-CONFERENCE	0- 1	0- 2	5- 2				
3- 4	0- 0	0- 0	HOME	0- 1	0- 1	3- 2				
2- 1	0- 0	0- 0	AWAY	0- 0	0- 1	2- 0				
0- 0	0- 0	0- 0	NEUTRAL	0- 0	0- 0	0- 0				
6- 4	0- 2	0- 0	CONFERENCE	0- 1	2- 0	4- 1				
3- 1	0- 1	0- 0	HOME	0- 0	1- 0	2- 0				
3- 3	0- 1	0- 0	AWAY	0- 1	1- 0	2- 1				
0- 0	0- 0	0- 0	NEUTRAL	0- 0	0- 0	0- 0				

RPI 1-25				RPI 26-50				RPI 51-100				RPI 101+ Team's RPI: 132			
RPI	S	Opponent	Score	RPI	S	Opponent	Score	RPI	S	Opponent	Score	RPI	S	Opponent	Score
9	A	Gonzaga	46 57					67	A	BYU	36 52	107	H	Washington	47 65
9	H	Gonzaga	42 57					92	H	Idaho	32 65	117	A	Pacific	66 64
												126	A	San Jose St.	82 88
												141	H	Portland	74 55
												153	H	Texas Tech	60 64
												160	H	Santa Clara	50 47
												167	A	Saint Mary's (CA)	72 54
												174	H	Towson	81 67
												227	A	Pepperdine	57 73
												234	H	San Francisco	54 50
												235	H	Cal St. Fullerton	67 72
												253	H	CSUN	59 40
												255	A	San Diego St.	70 47
												262	A	LMU (CA)	67 59
												290	H	Monmouth	57 49
												308	A	Air Force	70 59
LAST 10 Division I															
9	A	Gonzaga	46 57	67	A	BYU	36 52								
234	H	San Francisco	54 50	9	H	Gonzaga	42 57								
160	H	Santa Clara	50 47	141	H	Portland	74 55								
117	A	Pacific	66 64	262	A	LMU (CA)	67 59								
167	A	Saint Mary's (CA)	72 54	227	A	Pepperdine	57 73								

Non-Div I Games: Biola 81 28

San Diego

■ Loss,
 ■ Non-Conf,
 ■ S Site,
 ■ H Home
 ■ A Away
 N Neutral

Average RPI Win:	241	WON-LOST	WINNING	LAST 10	STRENGTH OF	OPP. STRENGTH	TEAM	ADJ.	CONF.	ADJ CONF.
Average RPI Loss:	181	RECORD	PCT. RANK	GAMES	SCHEDULE	OF SCHEDULE	RPI	RPI	RPI	RPI
DIV. I ONLY	9- 13	232	4-6	189	286	255	255	17	17	
DIV. I NON-CONF.	4- 7	225	0-1	284	318	302	302	23	23	
TOTALS	RPI 1-25	RPI 26-50	W-L RECORDS	RPI 51-100	RPI 101-150	RPI 150+				
9- 13	0- 0	0- 0	OVERALL	0- 2	0- 4	9- 7				
7- 6	0- 0	0- 0	HOME	0- 1	0- 2	7- 3				
2- 7	0- 0	0- 0	AWAY	0- 1	0- 2	2- 4				
0- 0	0- 0	0- 0	NEUTRAL	0- 0	0- 0	0- 0				
4- 7	0- 0	0- 0	NON-CONFERENCE	0- 0	0- 2	4- 5				
2- 5	0- 0	0- 0	HOME	0- 0	0- 2	2- 3				
2- 2	0- 0	0- 0	AWAY	0- 0	0- 0	2- 2				
0- 0	0- 0	0- 0	NEUTRAL	0- 0	0- 0	0- 0				
5- 6	0- 0	0- 0	CONFERENCE	0- 2	0- 2	5- 2				
5- 1	0- 0	0- 0	HOME	0- 1	0- 0	5- 0				
0- 5	0- 0	0- 0	AWAY	0- 1	0- 2	0- 2				
0- 0	0- 0	0- 0	NEUTRAL	0- 0	0- 0	0- 0				

RPI 1-25				RPI 26-50				RPI 51-100				RPI 101+				Team's RPI: 255	
RPI	S	Opponent	Score	RPI	S	Opponent	Score	RPI	S	Opponent	Score	RPI	S	Opponent	Score		
								82	A	Fresno St.	54	79	109	A	Boise St.	72	86
								82	H	Fresno St.	60	65	126	A	San Jose St.	67	84
													132	H	San Diego	47	70
													139	H	California	48	74
													174	H	Towson	80	72
													188	H	UNLV	48	39
													194	A	Hawaii	58	61
													195	H	New Mexico	75	74
													205	A	Wyoming	67	81
													205	H	Wyoming	67	60
													211	H	Arkansas St.	62	71
													235	H	Cal St. Fullerton	55	45
													253	H	CSUN	69	74
													263	A	UC Santa Barbara	52	64
													270	H	Colorado St.	59	49
													277	H	Alabama A&M	53	61
													283	A	Nevada	69	70
													287	H	Utah St.	66	62
													293	A	California Baptist	80	68
													325	A	Incarnate Word	57	48
LAST 10 Division I																	
				195	H	New Mexico	75	74					109	A	Boise St.	72	86
				188	H	UNLV	48	39					205	H	Wyoming	67	60
				205	A	Wyoming	67	81					287	H	Utah St.	66	62
				283	A	Nevada	69	70					82	A	Fresno St.	54	79
				82	H	Fresno St.	60	65					253	H	CSUN	69	74

Non-Div I Games: Westcliff 77 56

San Diego St.

San Francisco

Through Games Of Jan. 31, 2020

Average RPI Win:	243	WON-LOST	WINNING	LAST 10	STRENGTH OF	OPP. STRENGTH	TEAM	ADJ.	CONF.	ADJ CONF.
Average RPI Loss:	120	RECORD	PCT. RANK	GAMES	SCHEDULE	OF SCHEDULE	RPI	RPI	RPI	RPI
DIV. I ONLY	7- 14	257	1-9	137	132	234	234	11	11	
DIV. I NON-CONF.	7- 5	131	1-0	147	211	127	127	11	11	
TOTALS	RPI 1-25	RPI 26-50	W-L RECORDS	RPI 51-100	RPI 101-150	RPI 150+				
7- 14	0- 3	0- 0	OVERALL	0- 2	0- 4	7- 5				
3- 7	0- 2	0- 0	HOME	0- 1	0- 2	3- 2				
1- 6	0- 0	0- 0	AWAY	0- 1	0- 2	1- 3				
3- 1	0- 1	0- 0	NEUTRAL	0- 0	0- 0	3- 0				
7- 5	0- 2	0- 0	NON-CONFERENCE	0- 1	0- 1	7- 1				
3- 2	0- 1	0- 0	HOME	0- 1	0- 0	3- 0				
1- 2	0- 0	0- 0	AWAY	0- 0	0- 1	1- 1				
3- 1	0- 1	0- 0	NEUTRAL	0- 0	0- 0	3- 0				
0- 9	0- 1	0- 0	CONFERENCE	0- 1	0- 3	0- 4				
0- 5	0- 1	0- 0	HOME	0- 0	0- 2	0- 2				
0- 4	0- 0	0- 0	AWAY	0- 1	0- 1	0- 2				
0- 0	0- 0	0- 0	NEUTRAL	0- 0	0- 0	0- 0				

RPI	S	Opponent	Score	RPI	S	Opponent	Score	RPI	S	Opponent	Score	RPI	S	Opponent	Score	Team's RPI: 234
4	H	Stanford	71 97					67	A	BYU	44 57	107	A	Washington	54 73	
9	H	Gonzaga	46 69					92	H	Idaho	60 66	117	H	Pacific	61 84	
15	N	Mississippi St.	38 73									132	A	San Diego	50 54	
												141	H	Portland	66 73	
												160	H	Santa Clara	72 80	
												165	N	Houston	80 57	
												167	H	Saint Mary's (CA)	79 86	
												185	A	UC Davis	67 79	
												204	N	Bowling Green	64 56	
												226	A	Northern Colo.	90 83	
												227	A	Pepperdine	70 82	
												235	H	Cal St. Fullerton	71 63	
												253	H	CSUN	79 61	
												262	A	LMU (CA)	69 76	
												301	N	UC Irvine	68 61	
												316	H	Sacramento St.	87 82	
LAST 10 Division I																
132	A	San Diego	50 54	262	A	LMU (CA)	69 76									
67	A	BYU	44 57	160	H	Santa Clara	72 80									
9	H	Gonzaga	46 69	117	H	Pacific	61 84									
141	H	Portland	66 73	167	H	Saint Mary's (CA)	79 86									
227	A	Pepperdine	70 82	301	N	UC Irvine	68 61									

Non-Div I Games:

San Francisco

■ Loss,
 ■ Non-Conf,
 ■ S Site,
 ■ H Home
 ■ A Away
 N Neutral

Average RPI Win: 227	WON-LOST	WINNING	LAST 10	STRENGTH OF	OPP. STRENGTH	TEAM	ADJ.	CONF.	ADJ CONF.
Average RPI Loss: 160	RECORD	PCT. RANK	GAMES	SCHEDULE	OF SCHEDULE	RPI	RPI	RPI	RPI
DIV. I ONLY	14- 6	59	7-3	264	180	126	126	17	17
DIV. I NON-CONF.	5- 5	164	0-2	305	163	243	243	23	23
TOTALS	RPI 1-25	RPI 26-50	W-L RECORDS	RPI 51-100	RPI 101-150	RPI 150+			
14- 6	0- 0	0- 0	OVERALL	1- 2	2- 0	11- 4			
8- 1	0- 0	0- 0	HOME	1- 1	2- 0	5- 0			
6- 3	0- 0	0- 0	AWAY	0- 0	0- 0	6- 3			
0- 2	0- 0	0- 0	NEUTRAL	0- 1	0- 0	0- 1			
5- 5	0- 0	0- 0	NON-CONFERENCE	1- 1	1- 0	3- 4			
4- 0	0- 0	0- 0	HOME	1- 0	1- 0	2- 0			
1- 3	0- 0	0- 0	AWAY	0- 0	0- 0	1- 3			
0- 2	0- 0	0- 0	NEUTRAL	0- 1	0- 0	0- 1			
9- 1	0- 0	0- 0	CONFERENCE	0- 1	1- 0	8- 0			
4- 1	0- 0	0- 0	HOME	0- 1	1- 0	3- 0			
5- 0	0- 0	0- 0	AWAY	0- 0	0- 0	5- 0			
0- 0	0- 0	0- 0	NEUTRAL	0- 0	0- 0	0- 0			

RPI 1-25				RPI 26-50				RPI 51-100				RPI 101+				Team's RPI: 126	
RPI	S	Opponent	Score	RPI	S	Opponent	Score	RPI	S	Opponent	Score	RPI	S	Opponent	Score		
								67	N	BYU	56	75	109	H	Boise St.	74	61
								81	H	Buffalo	95	88	132	H	San Diego	88	82
								82	H	Fresno St.	76	85	155	A	CSU Bakersfield	71	75
													160	A	Santa Clara	81	89
													188	H	UNLV	62	60
													193	N	Northern Ariz.	64	67
													195	A	New Mexico	81	80
													195	H	New Mexico	89	85
													255	H	San Diego St.	84	67
													263	A	UC Santa Barbara	73	70
													270	A	Colorado St.	58	53
													283	A	Nevada	72	70
													287	A	Utah St.	76	61
													295	H	Eastern Wash.	84	66
													301	A	UC Irvine	77	79
													308	A	Air Force	68	60
													316	H	Sacramento St.	73	67
LAST 10 Division I																	
				109	H	Boise St.	74	61					283	A	Nevada	72	70
				308	A	Air Force	68	60					82	H	Fresno St.	76	85
				195	H	New Mexico	89	85					195	A	New Mexico	81	80
				188	H	UNLV	62	60					193	N	Northern Ariz.	64	67
				270	A	Colorado St.	58	53					67	N	BYU	56	75

Non-Div I Games: La Verne 128 62

San Jose St.

Santa Clara

Through Games Of Jan. 31, 2020

Average RPI Win:	168	WON-LOST	WINNING	LAST 10	STRENGTH OF	OPP. STRENGTH	TEAM	ADJ.	CONF.	ADJ CONF.
Average RPI Loss:	139	RECORD	PCT. RANK	GAMES	SCHEDULE	OF SCHEDULE	RPI	RPI	RPI	RPI
DIV. I ONLY	7- 12	247	3-7	73	124	160	160	11	11	
DIV. I NON-CONF.	5- 5	164	1-0	52	185	90	90	11	11	
TOTALS	RPI 1-25	RPI 26-50	W-L RECORDS	RPI 51-100	RPI 101-150	RPI 150+				
7- 12	0- 2	0- 1	OVERALL	1- 1	2- 3	4- 5				
3- 4	0- 1	0- 0	HOME	1- 0	2- 1	0- 2				
3- 7	0- 1	0- 1	AWAY	0- 1	0- 2	3- 2				
1- 1	0- 0	0- 0	NEUTRAL	0- 0	0- 0	1- 1				
5- 5	0- 1	0- 1	NON-CONFERENCE	1- 0	1- 1	3- 2				
2- 1	0- 0	0- 0	HOME	1- 0	1- 0	0- 1				
2- 3	0- 1	0- 1	AWAY	0- 0	0- 1	2- 0				
1- 1	0- 0	0- 0	NEUTRAL	0- 0	0- 0	1- 1				
2- 7	0- 1	0- 0	CONFERENCE	0- 1	1- 2	1- 3				
1- 3	0- 1	0- 0	HOME	0- 0	1- 1	0- 1				
1- 4	0- 0	0- 0	AWAY	0- 1	0- 1	1- 2				
0- 0	0- 0	0- 0	NEUTRAL	0- 0	0- 0	0- 0				

RPI 1-25				RPI 26-50				RPI 51-100				RPI 101+ Team's RPI: 160			
RPI	S	Opponent	Score	RPI	S	Opponent	Score	RPI	S	Opponent	Score	RPI	S	Opponent	Score
9	H	Gonzaga	52 67	26	A	Arizona	52 65	67	A	BYU	48 71	117	H	Pacific	75 65
12	A	Missouri St.	64 71					82	H	Fresno St.	90 66	126	H	San Jose St.	89 81
												132	A	San Diego	47 50
												139	A	California	65 69
												141	H	Portland	77 80
												167	H	Saint Mary's (CA)	87 95
												180	N	Montana	68 58
												185	A	UC Davis	62 61
												220	N	Delaware	80 81
												227	A	Pepperdine	71 79
												234	A	San Francisco	80 72
												253	A	CSUN	76 55
												261	H	Long Beach St.	46 54
												262	A	LMU (CA)	59 75
LAST 10 Division I															
67	A	BYU	48 71	227	A	Pepperdine	71 79								
132	A	San Diego	47 50	234	A	San Francisco	80 72								
141	H	Portland	77 80	167	H	Saint Mary's (CA)	87 95								
9	H	Gonzaga	52 67	117	H	Pacific	75 65								
262	A	LMU (CA)	59 75	82	H	Fresno St.	90 66								

Non-Div I Games: UC Santa Cruz 109 51

Santa Clara

Loss, Non-Conf, S Site, H Home A Away N Neutral

Average RPI Win:	283	WON-LOST	WINNING	LAST 10	STRENGTH OF	OPP. STRENGTH	TEAM	ADJ.	CONF.	ADJ CONF.
Average RPI Loss:	225	RECORD	PCT. RANK	GAMES	SCHEDULE	OF SCHEDULE	RPI	RPI	RPI	RPI
DIV. I ONLY	5- 12	278	4-6	333	341	329	329	32	32	
DIV. I NON-CONF.	3- 7	252	2-1	289	323	308	308	32	32	
TOTALS	RPI 1-25	RPI 26-50	W-L RECORDS	RPI 51-100	RPI 101-150	RPI 150+				
5- 12	0- 0	0- 0	OVERALL	0- 1	0- 2	5- 9				
4- 4	0- 0	0- 0	HOME	0- 1	0- 1	4- 2				
1- 8	0- 0	0- 0	AWAY	0- 0	0- 1	1- 7				
0- 0	0- 0	0- 0	NEUTRAL	0- 0	0- 0	0- 0				
3- 7	0- 0	0- 0	NON-CONFERENCE	0- 1	0- 2	3- 4				
2- 2	0- 0	0- 0	HOME	0- 1	0- 1	2- 0				
1- 5	0- 0	0- 0	AWAY	0- 0	0- 1	1- 4				
0- 0	0- 0	0- 0	NEUTRAL	0- 0	0- 0	0- 0				
2- 5	0- 0	0- 0	CONFERENCE	0- 0	0- 0	2- 5				
2- 2	0- 0	0- 0	HOME	0- 0	0- 0	2- 2				
0- 3	0- 0	0- 0	AWAY	0- 0	0- 0	0- 3				
0- 0	0- 0	0- 0	NEUTRAL	0- 0	0- 0	0- 0				

RPI 1-25				RPI 26-50				RPI 51-100				RPI 101+ Team's RPI: 329					
RPI	S	Opponent	Score	RPI	S	Opponent	Score	RPI	S	Opponent	Score	RPI	S	Opponent	Score		
								92	H	Idaho	84	90	107	A	Washington	46	78
													115	H	Montana St.	65	73
													155	H	CSU Bakersfield	63	57
													193	A	Northern Ariz.	80	88
													232	H	UMKC	65	76
													235	A	Cal St. Fullerton	63	81
													239	A	Idaho St.	48	73
													249	H	Grand Canyon	48	56
													261	H	Long Beach St.	66	54
													287	A	Utah St.	63	70
													310	A	New Mexico St.	65	83
													316	H	Sacramento St.	88	84
													319	A	UTRGV	81	85
													323	A	Utah Valley	58	70
													333	A	Cal Poly	72	49
													348	H	Chicago St.	80	51
LAST 10 Division I																	
				155	H	CSU Bakersfield	63	57					348	H	Chicago St.	80	51
				249	H	Grand Canyon	48	56					232	H	UMKC	65	76
				310	A	New Mexico St.	65	83					235	A	Cal St. Fullerton	63	81
				319	A	UTRGV	81	85					333	A	Cal Poly	72	49
				323	A	Utah Valley	58	70					261	H	Long Beach St.	66	54

Non-Div I Games: Warner Pacific 89 47 Saint Martin's 91 81 Central Wash. 75 65

Seattle U

Loss, Non-Conf, S Site, H Home A Away N Neutral

Average RPI Win:	171	WON-LOST	WINNING	LAST 10	STRENGTH OF	OPP. STRENGTH	TEAM	ADJ.	CONF.	ADJ CONF.
Average RPI Loss:	52	RECORD	PCT. RANK	GAMES	SCHEDULE	OF SCHEDULE	RPI	RPI	RPI	RPI
DIV. I ONLY	13- 8	106	6-4	64	65	79	79	6	6	
DIV. I NON-CONF.	7- 4	100	0	35	114	63	63	6	6	
TOTALS	RPI 1-25	RPI 26-50	W-L RECORDS	RPI 51-100	RPI 101-150	RPI 150+				
13- 8	0- 3	1- 2	OVERALL	2- 2	2- 1	8- 0				
7- 4	0- 2	1- 1	HOME	0- 1	2- 0	4- 0				
4- 3	0- 1	0- 1	AWAY	1- 0	0- 1	3- 0				
2- 1	0- 0	0- 0	NEUTRAL	1- 1	0- 0	1- 0				
7- 4	0- 2	0- 0	NON-CONFERENCE	1- 1	1- 1	5- 0				
4- 2	0- 2	0- 0	HOME	0- 0	1- 0	3- 0				
1- 1	0- 0	0- 0	AWAY	0- 0	0- 1	1- 0				
2- 1	0- 0	0- 0	NEUTRAL	1- 1	0- 0	1- 0				
6- 4	0- 1	1- 2	CONFERENCE	1- 1	1- 0	3- 0				
3- 2	0- 0	1- 1	HOME	0- 1	1- 0	1- 0				
3- 2	0- 1	0- 1	AWAY	1- 0	0- 0	2- 0				
0- 0	0- 0	0- 0	NEUTRAL	0- 0	0- 0	0- 0				

RPI 1-25				RPI 26-50				RPI 51-100 Team's RPI: 79				RPI 101+			
RPI	S	Opponent	Score	RPI	S	Opponent	Score	RPI	S	Opponent	Score	RPI	S	Opponent	Score
10	H	UConn	78 92	29	H	Creighton	82 70	62	N	Georgia Tech	54 79	104	H	VCU	53 33
19	A	DePaul	68 85	36	A	Marquette	60 81	80	H	Villanova	55 61	138	H	Providence	97 55
21	H	Princeton	76 78	46	H	St. John's (NY)	66 82	93	N	Vanderbilt	69 65	142	A	Lehigh	68 75
								96	A	Butler	67 62	184	H	Lafayette	74 50
												199	N	Saint Joseph's	55 39
												206	H	Fairfield	74 44
												222	A	Iona	89 37
												228	A	Georgetown	61 47
												228	H	Georgetown	79 60
												233	A	Xavier	83 61
												266	H	Sacred Heart	95 69
LAST 10 Division I															
228	A	Georgetown	61 47	19	A	DePaul	68 85	228	H	Georgetown	79 60				
46	H	St. John's (NY)	66 82	80	H	Villanova	55 61	233	A	Xavier	83 61				
138	H	Providence	97 55	96	A	Butler	67 62								
29	H	Creighton	82 70												
36	A	Marquette	60 81												

Non-Div I Games:

Seton Hall

■ Loss,
■ Non-Conf,
■ S Site,
■ H Home
■ A Away
N Neutral

Average RPI Win: 290		WON-LOST	WINNING	LAST 10	STRENGTH OF	OPP. STRENGTH	TEAM	ADJ.	CONF.	ADJ CONF.
Average RPI Loss: 186		RECORD	PCT. RANK	GAMES	SCHEDULE	OF SCHEDULE	RPI	RPI	RPI	RPI
DIV. I ONLY		5- 13	286	3-7	223	347	300	300	24	24
DIV. I NON-CONF.		2- 7	288	0-1	101	346	287	287	25	25
TOTALS	RPI 1-25		RPI 26-50		W-L RECORDS		RPI 51-100		RPI 101-150	RPI 150+
5- 13	0- 0		0- 0		OVERALL		0- 2		0- 3	5- 8
4- 4	0- 0		0- 0		HOME		0- 0		0- 0	4- 4
1- 9	0- 0		0- 0		AWAY		0- 2		0- 3	1- 4
0- 0	0- 0		0- 0		NEUTRAL		0- 0		0- 0	0- 0
2- 7	0- 0		0- 0		NON-CONFERENCE		0- 1		0- 3	2- 3
2- 1	0- 0		0- 0		HOME		0- 0		0- 0	2- 1
0- 6	0- 0		0- 0		AWAY		0- 1		0- 3	0- 2
0- 0	0- 0		0- 0		NEUTRAL		0- 0		0- 0	0- 0
3- 6	0- 0		0- 0		CONFERENCE		0- 1		0- 0	3- 5
2- 3	0- 0		0- 0		HOME		0- 0		0- 0	2- 3
1- 3	0- 0		0- 0		AWAY		0- 1		0- 0	1- 2
0- 0	0- 0		0- 0		NEUTRAL		0- 0		0- 0	0- 0

RPI 1-25				RPI 26-50				RPI 51-100				RPI 101+				Team's RPI: 300	
RPI	S	Opponent	Score	RPI	S	Opponent	Score	RPI	S	Opponent	Score	RPI	S	Opponent	Score		
								86	A	Rider	66	70	114	A	Penn	44	92
								91	A	Colgate	51	88	121	A	Harvard	51	68
												143	A	Massachusetts	55	61	
												163	A	Fla. Atlantic	39	83	
												175	H	Quinnipiac	52	66	
												186	H	Binghamton	62	89	
												206	H	Fairfield	35	65	
												214	H	Manhattan	50	80	
												252	A	Niagara	61	68	
												252	H	Niagara	59	54	
												266	H	Sacred Heart	68	57	
												290	H	Monmouth	51	39	
												306	H	Albany (NY)	52	46	
												331	A	Fairleigh Dickinson	58	67	
												336	A	Saint Peter's	83	87	
												338	A	Canisius	68	63	
LAST 10 Division I																	
				252	H	Niagara	59	54	252	A	Niagara	61	68				
				290	H	Monmouth	51	39	336	A	Saint Peter's	83	87				
				86	A	Rider	66	70	175	H	Quinnipiac	52	66				
				214	H	Manhattan	50	80	206	H	Fairfield	35	65				
				338	A	Canisius	68	63	331	A	Fairleigh Dickinson	58	67				

Non-Div I Games:

Siena

Loss, Non-Conf, S Site, H Home A Away N Neutral

South Alabama

Through Games Of Jan. 31, 2020

Average RPI Win:	265	WON-LOST	WINNING	LAST 10	STRENGTH OF	OPP. STRENGTH	TEAM	ADJ.	CONF.	ADJ CONF.
Average RPI Loss:	134	RECORD	PCT. RANK	GAMES	SCHEDULE	OF SCHEDULE	RPI	RPI	RPI	RPI
DIV. I ONLY	8- 10	210	5-5	266	178	259	259	22	22	
DIV. I NON-CONF.	3- 7	252	0-2	234	73	281	281	21	21	
TOTALS	RPI 1-25	RPI 26-50	W-L RECORDS	RPI 51-100	RPI 101-150	RPI 150+				
8- 10	0- 0	0- 1	OVERALL	0- 2	2- 4	6- 3				
5- 6	0- 0	0- 1	HOME	0- 2	1- 2	4- 1				
3- 4	0- 0	0- 0	AWAY	0- 0	1- 2	2- 2				
0- 0	0- 0	0- 0	NEUTRAL	0- 0	0- 0	0- 0				
3- 7	0- 0	0- 1	NON-CONFERENCE	0- 1	2- 2	1- 3				
2- 4	0- 0	0- 1	HOME	0- 1	1- 1	1- 1				
1- 3	0- 0	0- 0	AWAY	0- 0	1- 1	0- 2				
0- 0	0- 0	0- 0	NEUTRAL	0- 0	0- 0	0- 0				
5- 3	0- 0	0- 0	CONFERENCE	0- 1	0- 2	5- 0				
3- 2	0- 0	0- 0	HOME	0- 1	0- 1	3- 0				
2- 1	0- 0	0- 0	AWAY	0- 0	0- 1	2- 0				
0- 0	0- 0	0- 0	NEUTRAL	0- 0	0- 0	0- 0				

RPI S	Opponent	Score	RPI S	Opponent	Score	RPI S	Opponent	Score	RPI S	Opponent	Score	Team's RPI: 259
40	H Rutgers	56 77	69	H Alabama	62 74	119	H Coastal Caro.	62 71	123	A Tulane	62 53	
			97	H UT Arlington	45 68	125	H A&M-Corpus Christi	83 82	127	A UAB	61 77	
						130	H Auburn	62 82	132	A Louisiana	68 73	
						190	A Southern Miss.	55 62	197	H Miami (OH)	73 76	
						240	A ETSU	60 65	279	H Appalachian St.	81 66	
						284	A Ga. Southern	71 65	291	H Texas St.	78 76	
						330	A Georgia St.	81 64	343	H Tennessee St.	70 48	
						346	H La.-Monroe	72 63				
LAST 10 Division I												
291	H Texas St.	78 76	132	A Louisiana	68 73							
97	H UT Arlington	45 68	119	H Coastal Caro.	62 71							
284	A Ga. Southern	71 65	279	H Appalachian St.	81 66							
330	A Georgia St.	81 64	240	A ETSU	60 65							
346	H La.-Monroe	72 63	190	A Southern Miss.	55 62							

Non-Div I Games: William Carey 68 52 Mobile 103 59

South Alabama

Loss, Non-Conf, S Site, H Home A Away N Neutral

South Carolina

Through Games Of Jan. 31, 2020

Average RPI Win:	110	WON-LOST	WINNING	LAST 10	STRENGTH OF	OPP. STRENGTH	TEAM	ADJ.	CONF.	ADJ CONF.
Average RPI Loss:	13	RECORD	PCT. RANK	GAMES	SCHEDULE	OF SCHEDULE	RPI	RPI	RPI	RPI
DIV. I ONLY	20- 1	3	10-0	19	4	2	2	4	4	
DIV. I NON-CONF.	12- 1	9	2-0	38	8	6	6	5	5	
TOTALS	RPI 1-25	RPI 26-50	W-L RECORDS	RPI 51-100	RPI 101-150	RPI 150+				
20- 1	4- 1	3- 0	OVERALL	7- 0	1- 0	5- 0				
9- 0	2- 0	3- 0	HOME	1- 0	0- 0	3- 0				
9- 0	1- 0	0- 0	AWAY	5- 0	1- 0	2- 0				
2- 1	1- 1	0- 0	NEUTRAL	1- 0	0- 0	0- 0				
12- 1	2- 1	2- 0	NON-CONFERENCE	4- 0	0- 0	4- 0				
6- 0	0- 0	2- 0	HOME	1- 0	0- 0	3- 0				
4- 0	1- 0	0- 0	AWAY	2- 0	0- 0	1- 0				
2- 1	1- 1	0- 0	NEUTRAL	1- 0	0- 0	0- 0				
8- 0	2- 0	1- 0	CONFERENCE	3- 0	1- 0	1- 0				
3- 0	2- 0	1- 0	HOME	0- 0	0- 0	0- 0				
5- 0	0- 0	0- 0	AWAY	3- 0	1- 0	1- 0				
0- 0	0- 0	0- 0	NEUTRAL	0- 0	0- 0	0- 0				

RPI	S	Opponent	Score	RPI	S	Opponent	Score	RPI	S	Opponent	Score	RPI	S	Opponent	Score
5	N	Baylor	74 59	27	H	Purdue	85 49	51	H	South Dakota	73 60	148	A	Missouri	78 45
6	A	Maryland	63 54	39	H	Duke	89 46	53	A	Temple	78 71	171	A	Clemson	84 48
13	N	Indiana	57 71	41	H	Arkansas	91 82	69	A	Alabama	93 78	269	A	Ole Miss	87 32
15	H	Mississippi St.	81 79					71	A	Georgia	88 53	279	H	Appalachian St.	92 50
22	H	Kentucky	99 72					84	A	Dayton	75 49	328	H	Alabama St.	103 43
								89	N	Washington St.	68 53	339	H	USC Upstate	112 32
								93	A	Vanderbilt	93 57				
LAST 10 Division I															
269	A	Ole Miss	87 32	41	H	Arkansas	91 82								
71	A	Georgia	88 53	69	A	Alabama	93 78								
15	H	Mississippi St.	81 79	22	H	Kentucky	99 72								
148	A	Missouri	78 45	51	H	South Dakota	73 60								
93	A	Vanderbilt	93 57	39	H	Duke	89 46								

Non-Div I Games:

South Carolina

Loss, Non-Conf, S Site, H Home A Away N Neutral

Season Carolina B&C				Through Games of Sun. 31, 1910						
Average RPI Win:	336	WON-LOST	WINNING	LAST 10	STRENGTH OF	OPP. STRENGTH	TEAM	ADJ.	CONF.	ADJ CONF.
Average RPI Loss:	241	RECORD	PCT. RANK	GAMES	SCHEDULE	OF SCHEDULE	RPI	RPI	RPI	RPI
DIV. I ONLY	3- 17	329	2-8	345	349	349	349	349	30	30
DIV. I NON-CONF.	1- 12	335	0-3	333	345	346	346	346	31	31
TOTALS	RPI 1-25	RPI 26-50	W-L RECORDS	RPI 51-100	RPI 101-150	RPI 150+				
3- 17	0- 0	0- 0	OVERALL	0- 0	0- 1	3- 16				
1- 7	0- 0	0- 0	HOME	0- 0	0- 0	1- 7				
2- 9	0- 0	0- 0	AWAY	0- 0	0- 1	2- 8				
0- 1	0- 0	0- 0	NEUTRAL	0- 0	0- 0	0- 1				
1- 12	0- 0	0- 0	NON-CONFERENCE	0- 0	0- 1	1- 11				
0- 5	0- 0	0- 0	HOME	0- 0	0- 0	0- 5				
1- 6	0- 0	0- 0	AWAY	0- 0	0- 1	1- 5				
0- 1	0- 0	0- 0	NEUTRAL	0- 0	0- 0	0- 1				
2- 5	0- 0	0- 0	CONFERENCE	0- 0	0- 0	2- 5				
1- 2	0- 0	0- 0	HOME	0- 0	0- 0	1- 2				
1- 3	0- 0	0- 0	AWAY	0- 0	0- 0	1- 3				
0- 0	0- 0	0- 0	NEUTRAL	0- 0	0- 0	0- 0				

RPI 1-25				RPI 26-50				RPI 51-100				RPI 101+				Team's RPI: 349	
RPI	S	Opponent	Score	RPI	S	Opponent	Score	RPI	S	Opponent	Score	RPI	S	Opponent	Score		
												119	A	Coastal Caro.	44	85	
												151	H	Bethune-Cookman	55	66	
												169	N	North Ala.	46	99	
												182	A	Norfolk St.	42	76	
												188	A	UNLV	57	66	
												196	H	North Dakota	53	95	
												225	A	UNC Asheville	51	82	
												237	H	Radford	45	60	
												242	A	Howard	47	78	
												245	A	UNCW	46	84	
												248	H	Col. of Charleston	55	76	
												265	A	Morgan St.	47	77	
												299	H	Presbyterian	49	70	
												320	H	Mercer	55	66	
												324	H	UMES	60	55	
												330	A	Georgia St.	52	77	
												339	A	USC Upstate	47	58	
												341	A	Charleston So.	81	75	
												342	A	Coppin St.	71	60	
												350	H	Florida A&M	39	44	
LAST 10 Division I																	
				151	H	Bethune-Cookman	55	66	265	A	Morgan St.	47	77				
				182	A	Norfolk St.	42	76	342	A	Coppin St.	71	60				
				324	H	UMES	60	55	119	A	Coastal Caro.	44	85				
				350	H	Florida A&M	39	44	169	N	North Ala.	46	99				
				242	A	Howard	47	78	330	A	Georgia St.	52	77				

Non-Div I Games:

South Carolina St.

Loss, Non-Conf, S Site, H Home A Away N Neutral

Average RPI Win:	192	WON-LOST	WINNING	LAST 10	STRENGTH OF	OPP. STRENGTH	TEAM	ADJ.	CONF.	ADJ CONF.
Average RPI Loss:	7	RECORD	PCT. RANK	GAMES	SCHEDULE	OF SCHEDULE	RPI	RPI	RPI	RPI
DIV. I ONLY	19- 2	9	9-1	258	54	51	51	18	18	
DIV. I NON-CONF.	10- 2	30	0-1	102	3	24	24	18	18	
TOTALS	RPI 1-25	RPI 26-50	W-L RECORDS	RPI 51-100	RPI 101-150	RPI 150+				
19- 2	0- 2	3- 0	OVERALL	2- 0	3- 0	11- 0				
10- 1	0- 1	2- 0	HOME	1- 0	1- 0	6- 0				
7- 1	0- 1	0- 0	AWAY	1- 0	2- 0	4- 0				
2- 0	0- 0	1- 0	NEUTRAL	0- 0	0- 0	1- 0				
10- 2	0- 2	3- 0	NON-CONFERENCE	1- 0	3- 0	3- 0				
5- 1	0- 1	2- 0	HOME	0- 0	1- 0	2- 0				
3- 1	0- 1	0- 0	AWAY	1- 0	2- 0	0- 0				
2- 0	0- 0	1- 0	NEUTRAL	0- 0	0- 0	1- 0				
9- 0	0- 0	0- 0	CONFERENCE	1- 0	0- 0	8- 0				
5- 0	0- 0	0- 0	HOME	1- 0	0- 0	4- 0				
4- 0	0- 0	0- 0	AWAY	0- 0	0- 0	4- 0				
0- 0	0- 0	0- 0	NEUTRAL	0- 0	0- 0	0- 0				

RPI 1-25				RPI 26-50				RPI 51-100 Team's RPI: 51				RPI 101+			
RPI	S	Opponent	Score	RPI	S	Opponent	Score	RPI	S	Opponent	Score	RPI	S	Opponent	Score
2	A	South Carolina	60 73	29	H	Creighton	72 65	74	H	South Dakota St.	83 48	128	A	Northeastern	80 76
12	H	Missouri St.	66 74	31	H	Drake	102 94	100	A	Utah	84 81	131	A	Green Bay	66 60
				32	N	Ohio St.	68 53					148	H	Missouri	72 56
												180	H	Montana	96 64
												200	N	Northern Ill.	91 48
												212	A	Western Ill.	96 65
												241	H	Oral Roberts	79 56
												280	A	North Dakota St.	80 36
												296	H	Denver	104 61
												298	A	Omaha	71 39
												298	H	Omaha	77 44
												315	A	Purdue Fort Wayne	62 41
												315	H	Purdue Fort Wayne	79 25
												342	H	Coppin St.	82 44
LAST 10 Division I															
				298	A	Omaha	71 39					298	H	Omaha	77 44
				241	H	Oral Roberts	79 56					296	H	Denver	104 61
				315	H	Purdue Fort Wayne	79 25					315	A	Purdue Fort Wayne	62 41
				74	H	South Dakota St.	83 48					212	A	Western Ill.	96 65
				280	A	North Dakota St.	80 36					2	A	South Carolina	60 73

Non-Div I Games: Mt. Marty 110 39

South Dakota

Loss, Non-Conf, S Site, H Home A Away N Neutral

Average RPI Win:	218	WON-LOST	WINNING	LAST 10	STRENGTH OF	OPP. STRENGTH	TEAM	ADJ.	CONF.	ADJ CONF.
Average RPI Loss:	28	RECORD	PCT. RANK	GAMES	SCHEDULE	OF SCHEDULE	RPI	RPI	RPI	RPI
DIV. I ONLY	15- 7	76	9-1	123	92	74	74	18	18	
DIV. I NON-CONF.	7- 6	161	1-0	55	7	84	84	18	18	
TOTALS	RPI 1-25	RPI 26-50	W-L RECORDS	RPI 51-100	RPI 101-150	RPI 150+				
15- 7	0- 2	0- 4	OVERALL	1- 1	3- 0	11- 0				
8- 2	0- 1	0- 1	HOME	0- 0	1- 0	7- 0				
5- 4	0- 1	0- 2	AWAY	0- 1	1- 0	4- 0				
2- 1	0- 0	0- 1	NEUTRAL	1- 0	1- 0	0- 0				
7- 6	0- 2	0- 4	NON-CONFERENCE	1- 0	3- 0	3- 0				
4- 2	0- 1	0- 1	HOME	0- 0	1- 0	3- 0				
1- 3	0- 1	0- 2	AWAY	0- 0	1- 0	0- 0				
2- 1	0- 0	0- 1	NEUTRAL	1- 0	1- 0	0- 0				
8- 1	0- 0	0- 0	CONFERENCE	0- 1	0- 0	8- 0				
4- 0	0- 0	0- 0	HOME	0- 0	0- 0	4- 0				
4- 1	0- 0	0- 0	AWAY	0- 1	0- 0	4- 0				
0- 0	0- 0	0- 0	NEUTRAL	0- 0	0- 0	0- 0				

RPI 1-25				RPI 26-50				RPI 51-100				Team's RPI: 74	RPI 101+			
RPI	S	Opponent	Score	RPI	S	Opponent	Score	RPI	S	Opponent	Score		RPI	S	Opponent	Score
1	A	Oregon	56 95	29	A	Creighton	48 61	51	A	South Dakota	48 83		115	H	Montana St.	60 50
18	H	Central Mich.	74 79	31	A	Drake	67 74	76	N	South Fla.	61 50		124	N	Notre Dame	65 59
				33	N	FGCU	70 71						131	A	Green Bay	60 55
				36	H	Marquette	58 65						196	H	North Dakota	99 64
													205	H	Wyoming	67 40
													212	A	Western Ill.	89 48
													212	H	Western Ill.	75 45
													230	H	Chattanooga	71 56
													241	H	Oral Roberts	58 44
													280	H	North Dakota St.	60 52
													296	A	Denver	86 79
													298	A	Omaha	68 51
													315	A	Purdue Fort Wayne	100 69
													342	H	Coppin St.	94 41
LAST 10 Division I																
212	A	Western Ill.	89 48	296	A	Denver	86 79	212	H	Western Ill.	75 45					
280	H	North Dakota St.	60 52	51	A	South Dakota	48 83	241	H	Oral Roberts	58 44					
196	H	North Dakota	99 64	298	A	Omaha	68 51	131	A	Green Bay	60 55					
315	A	Purdue Fort Wayne	100 69													

Non-Div I Games: Dakota Wesleyan 77 46

South Dakota St.

■ Loss,
 ■ Non-Conf,
 ■ S Site,
 ■ Home
 ■ A Away
 N Neutral

Average RPI Win:	173	WON-LOST	WINNING	LAST 10	STRENGTH OF	OPP. STRENGTH	TEAM	ADJ.	CONF.	ADJ CONF.
Average RPI Loss:	69	RECORD	PCT. RANK	GAMES	SCHEDULE	OF SCHEDULE	RPI	RPI	RPI	RPI
DIV. I ONLY	13- 8	106	6-4	43	102	76	76	9	9	
DIV. I NON-CONF.	8- 6	138	1-2	32	157	97	97	9	9	
TOTALS	RPI 1-25	RPI 26-50	W-L RECORDS	RPI 51-100	RPI 101-150	RPI 150+				
13- 8	0- 2	1- 1	OVERALL	2- 3	2- 1	8- 1				
11- 1	0- 0	1- 0	HOME	2- 1	2- 0	6- 0				
2- 3	0- 1	0- 0	AWAY	0- 1	0- 0	2- 1				
0- 4	0- 1	0- 1	NEUTRAL	0- 1	0- 1	0- 0				
8- 6	0- 2	1- 1	NON-CONFERENCE	1- 1	1- 1	5- 1				
8- 0	0- 0	1- 0	HOME	1- 0	1- 0	5- 0				
0- 2	0- 1	0- 0	AWAY	0- 0	0- 0	0- 1				
0- 4	0- 1	0- 1	NEUTRAL	0- 1	0- 1	0- 0				
5- 2	0- 0	0- 0	CONFERENCE	1- 2	1- 0	3- 0				
3- 1	0- 0	0- 0	HOME	1- 1	1- 0	1- 0				
2- 1	0- 0	0- 0	AWAY	0- 1	0- 0	2- 0				
0- 0	0- 0	0- 0	NEUTRAL	0- 0	0- 0	0- 0				

RPI 1-25				RPI 26-50				RPI 51-100 Team's RPI: 76				RPI 101+			
RPI	S	Opponent	Score	RPI	S	Opponent	Score	RPI	S	Opponent	Score	RPI	S	Opponent	Score
5	A	Baylor	46 58	33	N	FGCU	77 81	53	A	Temple	66 69	104	H	VCU	77 55
15	N	Mississippi St.	61 86	34	H	Texas	64 57	61	H	UCF	57 64	123	H	Tulane	63 56
								74	N	South Dakota St.	50 61	124	N	Notre Dame	51 67
								92	H	Idaho	67 64	165	H	Houston	74 45
								98	H	Cincinnati	76 68	166	A	Wichita St.	56 50
												188	A	UNLV	51 61
												203	H	Jacksonville	70 39
												218	H	Brown	70 60
												224	A	Tulsa	68 52
												242	H	Howard	82 53
												247	H	Saint Francis (PA)	62 23
												328	H	Alabama St.	80 29
LAST 10 Division I															
165	H	Houston	74 45	224	A	Tulsa	68 52								
123	H	Tulane	63 56	98	H	Cincinnati	76 68								
166	A	Wichita St.	56 50	218	H	Brown	70 60								
61	H	UCF	57 64	188	A	UNLV	51 61								
53	A	Temple	66 69	15	N	Mississippi St.	61 86								

Non-Div I Games:

South Fla.

Average RPI Win:	248	WON-LOST	WINNING	LAST 10	STRENGTH OF	OPP. STRENGTH	TEAM	ADJ.	CONF.	ADJ CONF.
Average RPI Loss:	148	RECORD	PCT. RANK	GAMES	SCHEDULE	OF SCHEDULE	RPI	RPI	RPI	RPI
DIV. I ONLY	13- 5	47	8-2	334	184	147	147	20	20	
DIV. I NON-CONF.	6- 3	90	1-0	341	151	163	163	24	24	
TOTALS	RPI 1-25	RPI 26-50	W-L RECORDS	RPI 51-100	RPI 101-150	RPI 150+				
13- 5	0- 0	0- 0	OVERALL	1- 2	0- 0	12- 3				
5- 1	0- 0	0- 0	HOME	1- 1	0- 0	4- 0				
8- 4	0- 0	0- 0	AWAY	0- 1	0- 0	8- 3				
0- 0	0- 0	0- 0	NEUTRAL	0- 0	0- 0	0- 0				
6- 3	0- 0	0- 0	NON-CONFERENCE	1- 1	0- 0	5- 2				
2- 0	0- 0	0- 0	HOME	1- 0	0- 0	1- 0				
4- 3	0- 0	0- 0	AWAY	0- 1	0- 0	4- 2				
0- 0	0- 0	0- 0	NEUTRAL	0- 0	0- 0	0- 0				
7- 2	0- 0	0- 0	CONFERENCE	0- 1	0- 0	7- 1				
3- 1	0- 0	0- 0	HOME	0- 1	0- 0	3- 0				
4- 1	0- 0	0- 0	AWAY	0- 0	0- 0	4- 1				
0- 0	0- 0	0- 0	NEUTRAL	0- 0	0- 0	0- 0				

RPI 1-25				RPI 26-50				RPI 51-100				RPI 101+				Team's RPI: 147	
RPI	S	Opponent	Score	RPI	S	Opponent	Score	RPI	S	Opponent	Score	RPI	S	Opponent	Score		
								56	H	Belmont	45	57	164	A	Eastern Mich.	64	69
								94	H	Southern Ill.	79	65	176	A	Austin Peay	79	66
								99	A	Saint Louis	61	76	176	H	Austin Peay	81	43
													208	A	Murray St.	62	70
													208	H	Murray St.	88	73
													211	A	Arkansas St.	79	67
													212	A	Western Ill.	91	97
													251	A	Eastern Ill.	77	65
													254	A	Morehead St.	67	61
													269	A	Ole Miss	70	53
													278	A	Indiana St.	68	58
													315	A	Purdue Fort Wayne	58	48
													321	A	SIUE	66	56
													326	H	Evansville	83	60
													343	H	Tennessee St.	83	54
LAST 10 Division I																	
				254	A	Morehead St.	67	61	343	H	Tennessee St.	83	54				
				251	A	Eastern Ill.	77	65	56	H	Belmont	45	57				
				321	A	SIUE	66	56	208	A	Murray St.	62	70				
				208	H	Murray St.	88	73	176	A	Austin Peay	79	66				
				176	H	Austin Peay	81	43	278	A	Indiana St.	68	58				

Non-Div I Games: Harris-Stowe 106 64 Mo.-St. Louis 70 56

Southeast Mo. St.

Loss, Non-Conf, S Site, H Home A Away N Neutral

Average RPI Win:	261	WON-LOST	WINNING	LAST 10	STRENGTH OF	OPP. STRENGTH	TEAM	ADJ.	CONF.	ADJ CONF.
Average RPI Loss:	154	RECORD	PCT. RANK	GAMES	SCHEDULE	OF SCHEDULE	RPI	RPI	RPI	RPI
DIV. I ONLY	7- 11	237	5-5	245	252	231	231	23	23	
DIV. I NON-CONF.	2- 6	279	0-1	164	195	225	225	20	20	
TOTALS	RPI 1-25	RPI 26-50	W-L RECORDS	RPI 51-100	RPI 101-150	RPI 150+				
7- 11	0- 1	0- 0	OVERALL	0- 2	1- 2	6- 6				
3- 3	0- 0	0- 0	HOME	0- 0	1- 0	2- 3				
4- 8	0- 1	0- 0	AWAY	0- 2	0- 2	4- 3				
0- 0	0- 0	0- 0	NEUTRAL	0- 0	0- 0	0- 0				
2- 6	0- 1	0- 0	NON-CONFERENCE	0- 1	0- 1	2- 3				
1- 0	0- 0	0- 0	HOME	0- 0	0- 0	1- 0				
1- 6	0- 1	0- 0	AWAY	0- 1	0- 1	1- 3				
0- 0	0- 0	0- 0	NEUTRAL	0- 0	0- 0	0- 0				
5- 5	0- 0	0- 0	CONFERENCE	0- 1	1- 1	4- 3				
2- 3	0- 0	0- 0	HOME	0- 0	1- 0	1- 3				
3- 2	0- 0	0- 0	AWAY	0- 1	0- 1	3- 0				
0- 0	0- 0	0- 0	NEUTRAL	0- 0	0- 0	0- 0				

RPI 1-25				RPI 26-50				RPI 51-100				RPI 101+ Team's RPI: 231			
RPI	S	Opponent	Score	RPI	S	Opponent	Score	RPI	S	Opponent	Score	RPI	S	Opponent	Score
24	A	LSU	52 62					69	A	Alabama	50 87	111	A	SFA	51 77
								88	A	Abilene Christian	53 61	125	H	A&M-Corpus Christi	48 44
												132	A	Louisiana	50 60
												158	H	Sam Houston St.	69 84
												159	H	Jackson St.	63 59
												165	A	Houston	65 78
												190	A	Southern Miss.	54 62
												216	H	Lamar University	57 65
												219	H	Central Ark.	63 42
												250	A	Louisiana Tech	78 92
												294	H	Nicholls St.	65 67
												312	A	Houston Baptist	69 59
												327	A	McNeese	74 67
												340	A	Northwestern St.	72 56
												346	A	La.-Monroe	65 52
LAST 10 Division I															
219	H	Central Ark.	63 42	158	H	Sam Houston St.	69 84								
340	A	Northwestern St.	72 56	125	H	A&M-Corpus Christi	48 44								
327	A	McNeese	74 67	111	A	SFA	51 77								
88	A	Abilene Christian	53 61	69	A	Alabama	50 87								
294	H	Nicholls St.	65 67	312	A	Houston Baptist	69 59								

Non-Div I Games: LSU-Alexandria 89 67

Southeastern La.

Southern California

Through Games Of Jan. 31, 2020

Average RPI Win:	173	WON-LOST	WINNING	LAST 10	STRENGTH OF	OPP. STRENGTH	TEAM	ADJ.	CONF.	ADJ CONF.
Average RPI Loss:	63	RECORD	PCT. RANK	GAMES	SCHEDULE	OF SCHEDULE	RPI	RPI	RPI	RPI
DIV. I ONLY	11- 9	148	4-6	36	57	87	87	1	1	
DIV. I NON-CONF.	8- 3	68	1-0	188	150	99	99	1	1	
TOTALS	RPI 1-25	RPI 26-50	W-L RECORDS	RPI 51-100	RPI 101-150	RPI 150+				
11- 9	1- 4	1- 2	OVERALL	2- 2	1- 0	6- 1				
8- 3	1- 2	1- 1	HOME	1- 0	1- 0	4- 0				
2- 5	0- 2	0- 1	AWAY	0- 1	0- 0	2- 1				
1- 1	0- 0	0- 0	NEUTRAL	1- 1	0- 0	0- 0				
8- 3	0- 1	1- 0	NON-CONFERENCE	1- 1	0- 0	6- 1				
5- 1	0- 1	1- 0	HOME	0- 0	0- 0	4- 0				
2- 1	0- 0	0- 0	AWAY	0- 0	0- 0	2- 1				
1- 1	0- 0	0- 0	NEUTRAL	1- 1	0- 0	0- 0				
3- 6	1- 3	0- 2	CONFERENCE	1- 1	1- 0	0- 0				
3- 2	1- 1	0- 1	HOME	1- 0	1- 0	0- 0				
0- 4	0- 2	0- 1	AWAY	0- 1	0- 0	0- 0				
0- 0	0- 0	0- 0	NEUTRAL	0- 0	0- 0	0- 0				

RPI	S	Opponent	Score	RPI	S	Opponent	Score	RPI	S	Opponent	Score	RPI	S	Opponent	Score
8	A	UCLA	59 83	26	H	Arizona	57 65	58	N	Nebraska	54 67	107	H	Washington	81 78
8	H	UCLA	70 68	42	H	Virginia	59 49	69	N	Alabama	60 57	188	H	UNLV	75 54
16	H	Texas A&M	64 74	50	A	Colorado	53 66	89	H	Washington St.	74 63	253	A	CSUN	69 53
25	A	Arizona St.	75 76					100	A	Utah	65 67	261	H	Long Beach St.	57 40
25	H	Arizona St.	54 63									263	A	UC Santa Barbara	46 57
												282	A	UC Riverside	76 59
												283	H	Nevada	50 47
												319	H	UTRGV	80 43
LAST 10 Division I															
25	A	Arizona St.	75 76	50	A	Colorado	53 66	25	H	Arizona St.	54 63	26	H	Arizona	57 65
107	H	Washington	81 78	25	H	Arizona St.	54 63	8	A	UCLA	59 83	261	H	Long Beach St.	57 40
89	H	Washington St.	74 63	26	H	Arizona	57 65								
8	H	UCLA	70 68	8	A	UCLA	59 83								
100	A	Utah	65 67	261	H	Long Beach St.	57 40								

Non-Div I Games:

Southern California

Loss, Non-Conf, S Site, H Home A Away N Neutral

Average RPI Win:	184	WON-LOST	WINNING	LAST 10	STRENGTH OF	OPP. STRENGTH	TEAM	ADJ.	CONF.	ADJ CONF.
Average RPI Loss:	94	RECORD	PCT. RANK	GAMES	SCHEDULE	OF SCHEDULE	RPI	RPI	RPI	RPI
DIV. I ONLY	12- 7	94	6-4	106	137	94	94	7	7	
DIV. I NON-CONF.	8- 3	68	2-0	134	232	65	65	7	7	
<hr/>										
TOTALS	RPI 1-25	RPI 26-50	W-L RECORDS	RPI 51-100	RPI 101-150	RPI 150+				
12- 7	1- 0	0- 1	OVERALL	2- 3	0- 2	9- 1				
5- 4	1- 0	0- 1	HOME	2- 2	0- 0	2- 1				
6- 3	0- 0	0- 0	AWAY	0- 1	0- 2	6- 0				
1- 0	0- 0	0- 0	NEUTRAL	0- 0	0- 0	1- 0				
8- 3	0- 0	0- 0	NON-CONFERENCE	2- 1	0- 1	6- 1				
4- 1	0- 0	0- 0	HOME	2- 0	0- 0	2- 1				
3- 2	0- 0	0- 0	AWAY	0- 1	0- 1	3- 0				
1- 0	0- 0	0- 0	NEUTRAL	0- 0	0- 0	1- 0				
4- 4	1- 0	0- 1	CONFERENCE	0- 2	0- 1	3- 0				
1- 3	1- 0	0- 1	HOME	0- 2	0- 0	0- 0				
3- 1	0- 0	0- 0	AWAY	0- 0	0- 1	3- 0				
0- 0	0- 0	0- 0	NEUTRAL	0- 0	0- 0	0- 0				

RPI 1-25				RPI 26-50				RPI 51-100				Team's RPI: 94	RPI 101+			
RPI	S	Opponent	Score	RPI	S	Opponent	Score	RPI	S	Opponent	Score		RPI	S	Opponent	Score
12	H	Missouri St.	70 68	31	H	Drake	65 73	52	H	UNI	57 60		112	A	Loyola Chicago	49 51
								57	A	IUPUI	78 81		147	A	Southeast Mo. St.	65 79
								73	H	UT Martin	70 59		154	H	Tennessee Tech	76 65
								75	H	Illinois St.	54 62		162	A	Valparaiso	67 51
								99	H	Saint Louis	61 53		164	A	Eastern Mich.	85 54
													183	H	Memphis	66 70
													200	A	Northern Ill.	80 61
													208	H	Murray St.	76 66
													212	N	Western Ill.	79 65
													278	A	Indiana St.	78 55
													321	A	SIUE	103 67
													326	A	Evansville	70 57
LAST 10 Division I																
				75	H	Illinois St.	54 62	52	H	UNI	57 60					
				278	A	Indiana St.	78 55	112	A	Loyola Chicago	49 51					
				326	A	Evansville	70 57	162	A	Valparaiso	67 51					
				12	H	Missouri St.	70 68	200	A	Northern Ill.	80 61					
				31	H	Drake	65 73	212	N	Western Ill.	79 65					

Non-Div I Games:

Southern Ill.

■ Loss,
 ■ Non-Conf,
 ■ S Site,
 ■ H Home
 ■ A Away
 N Neutral

Average RPI Win:	261	WON-LOST	WINNING	LAST 10	STRENGTH OF	OPP. STRENGTH	TEAM	ADJ.	CONF.	ADJ CONF.
Average RPI Loss:	104	RECORD	PCT. RANK	GAMES	SCHEDULE	OF SCHEDULE	RPI	RPI	RPI	RPI
DIV. I ONLY	9- 8	158	4-6	159	219	190	190	13	13	
DIV. I NON-CONF.	6- 3	90	1-1	268	262	171	171	14	14	
TOTALS	RPI 1-25	RPI 26-50	W-L RECORDS	RPI 51-100	RPI 101-150	RPI 150+				
9- 8	0- 1	0- 2	OVERALL	0- 0	1- 3	8- 2				
7- 4	0- 0	0- 1	HOME	0- 0	1- 2	6- 1				
2- 4	0- 1	0- 1	AWAY	0- 0	0- 1	2- 1				
0- 0	0- 0	0- 0	NEUTRAL	0- 0	0- 0	0- 0				
6- 3	0- 1	0- 0	NON-CONFERENCE	0- 0	1- 1	5- 1				
5- 1	0- 0	0- 0	HOME	0- 0	1- 1	4- 0				
1- 2	0- 1	0- 0	AWAY	0- 0	0- 0	1- 1				
0- 0	0- 0	0- 0	NEUTRAL	0- 0	0- 0	0- 0				
3- 5	0- 0	0- 2	CONFERENCE	0- 0	0- 2	3- 1				
2- 3	0- 0	0- 1	HOME	0- 0	0- 1	2- 1				
1- 2	0- 0	0- 1	AWAY	0- 0	0- 1	1- 0				
0- 0	0- 0	0- 0	NEUTRAL	0- 0	0- 0	0- 0				

RPI 1-25				RPI 26-50				RPI 51-100				RPI 101+ Team's RPI: 190			
RPI	S	Opponent	Score	RPI	S	Opponent	Score	RPI	S	Opponent	Score	RPI	S	Opponent	Score
15	A	Mississippi St.	58 91	30	A	Old Dominion	50 67					103	A	Rice	64 75
				48	H	Middle Tenn.	69 77					104	H	VCU	51 39
												123	H	Tulane	58 62
												127	H	UAB	68 74
												165	A	Houston	60 75
												217	H	UTEP	72 89
												231	H	Southeastern La.	62 54
												238	A	North Texas	65 57
												250	H	Louisiana Tech	66 60
												259	H	South Alabama	62 55
												269	H	Ole Miss	59 53
												302	H	UTSA	82 65
												346	A	La.-Monroe	57 42
												351	H	Mississippi Val.	84 80
LAST 10 Division I															
				30	A	Old Dominion	50 67	302	H	UTSA	82 65				
				48	H	Middle Tenn.	69 77	217	H	UTEP	72 89				
				127	H	UAB	68 74	250	H	Louisiana Tech	66 60				
				103	A	Rice	64 75	165	A	Houston	60 75				
				238	A	North Texas	65 57	259	H	South Alabama	62 55				

Non-Div I Games: Faulkner 71 59 William Carey 77 47

Southern Miss.

Loss, Non-Conf, S Site, H Home A Away N Neutral

Average RPI Win:	319	WON-LOST	WINNING	LAST 10	STRENGTH OF	OPP. STRENGTH	TEAM	ADJ.	CONF.	ADJ CONF.
Average RPI Loss:	100	RECORD	PCT. RANK	GAMES	SCHEDULE	OF SCHEDULE	RPI	RPI	RPI	RPI
DIV. I ONLY	6- 11	253	6-4	262	169	246	246	31	31	
DIV. I NON-CONF.	0- 9	338	0-2	34	14	269	269	30	30	
TOTALS	RPI 1-25	RPI 26-50	W-L RECORDS	RPI 51-100	RPI 101-150	RPI 150+				
6- 11	0- 0	0- 3	OVERALL	0- 3	0- 2	6- 3				
3- 1	0- 0	0- 0	HOME	0- 0	0- 0	3- 1				
3- 8	0- 0	0- 3	AWAY	0- 2	0- 2	3- 1				
0- 2	0- 0	0- 0	NEUTRAL	0- 1	0- 0	0- 1				
0- 9	0- 0	0- 3	NON-CONFERENCE	0- 3	0- 1	0- 2				
0- 0	0- 0	0- 0	HOME	0- 0	0- 0	0- 0				
0- 7	0- 0	0- 3	AWAY	0- 2	0- 1	0- 1				
0- 2	0- 0	0- 0	NEUTRAL	0- 1	0- 0	0- 1				
6- 2	0- 0	0- 0	CONFERENCE	0- 0	0- 1	6- 1				
3- 1	0- 0	0- 0	HOME	0- 0	0- 0	3- 1				
3- 1	0- 0	0- 0	AWAY	0- 0	0- 1	3- 0				
0- 0	0- 0	0- 0	NEUTRAL	0- 0	0- 0	0- 0				

RPI 1-25			RPI 26-50			RPI 51-100			RPI 101+			Team's RPI: 246
RPI	S	Opponent	Score	RPI	S	Opponent	Score	RPI	S	Opponent	Score	Score
34	A	Texas	39 93	55	A	Iowa St.	36 69	110	A	Texas Southern	56 61	
40	A	Rutgers	58 78	58	A	Nebraska	39 73	120	A	Fordham	52 65	
44	A	Oklahoma St.	59 72	89	N	Washington St.	54 69	159	H	Jackson St.	51 72	
								166	A	Wichita St.	63 69	
								225	N	UNC Asheville	34 53	
								277	H	Alabama A&M	55 46	
								304	A	Prairie View	68 48	
								314	A	Ark.-Pine Bluff	70 43	
								328	H	Alabama St.	69 47	
								337	H	Grambling	81 57	
								351	A	Mississippi Val.	84 54	
LAST 10 Division I												
277	H	Alabama A&M	55 46	337	H	Grambling	81 57					
328	H	Alabama St.	69 47	304	A	Prairie View	68 48					
351	A	Mississippi Val.	84 54	110	A	Texas Southern	56 61					
314	A	Ark.-Pine Bluff	70 43	225	N	UNC Asheville	34 53					
159	H	Jackson St.	51 72	89	N	Washington St.	54 69					

Non-Div I Games: Tougaloo 100 39 Wiley 78 55

Southern U.

Southern Utah

Through Games Of Jan. 31, 2020

Average RPI Win:	260	WON-LOST	WINNING	LAST 10	STRENGTH OF	OPP. STRENGTH	TEAM	ADJ.	CONF.	ADJ CONF.
Average RPI Loss:	182	RECORD	PCT. RANK	GAMES	SCHEDULE	OF SCHEDULE	RPI	RPI	RPI	RPI
DIV. I ONLY	10- 8	143	5-5	296	258	207	207	19	19	
DIV. I NON-CONF.	6- 3	90	1-0	256	307	135	135	17	17	
TOTALS	RPI 1-25	RPI 26-50	W-L RECORDS	RPI 51-100	RPI 101-150	RPI 150+				
10- 8	0- 1	0- 0	OVERALL	0- 1	0- 1	10- 5				
8- 1	0- 0	0- 0	HOME	0- 1	0- 0	8- 0				
2- 7	0- 1	0- 0	AWAY	0- 0	0- 1	2- 5				
0- 0	0- 0	0- 0	NEUTRAL	0- 0	0- 0	0- 0				
6- 3	0- 1	0- 0	NON-CONFERENCE	0- 0	0- 0	6- 2				
5- 0	0- 0	0- 0	HOME	0- 0	0- 0	5- 0				
1- 3	0- 1	0- 0	AWAY	0- 0	0- 0	1- 2				
0- 0	0- 0	0- 0	NEUTRAL	0- 0	0- 0	0- 0				
4- 5	0- 0	0- 0	CONFERENCE	0- 1	0- 1	4- 3				
3- 1	0- 0	0- 0	HOME	0- 1	0- 0	3- 0				
1- 4	0- 0	0- 0	AWAY	0- 0	0- 1	1- 3				
0- 0	0- 0	0- 0	NEUTRAL	0- 0	0- 0	0- 0				

RPI 1-25				RPI 26-50				RPI 51-100				RPI 101+ Team's RPI: 207			
RPI	S	Opponent	Score	RPI	S	Opponent	Score	RPI	S	Opponent	Score	RPI	S	Opponent	Score
11	A	Oregon St.	45 95					92	H	Idaho	56 71	115	A	Montana St.	65 91
												180	A	Montana	74 81
												188	H	UNLV	72 68
												191	H	Portland St.	71 58
												193	A	Northern Ariz.	76 84
												235	H	Cal St. Fullerton	79 63
												239	H	Idaho St.	72 65
												241	H	Oral Roberts	72 58
												249	A	Grand Canyon	65 69
												282	H	UC Riverside	79 68
												295	H	Eastern Wash.	71 50
												296	A	Denver	73 81
												301	H	UC Irvine	82 68
												305	A	Weber St.	87 71
												316	A	Sacramento St.	82 87
												323	A	Utah Valley	71 58
LAST 10 Division I															
305	A	Weber St.	87 71	239	H	Idaho St.	72 65								
92	H	Idaho	56 71	115	A	Montana St.	65 91								
295	H	Eastern Wash.	71 50	180	A	Montana	74 81								
316	A	Sacramento St.	82 87	191	H	Portland St.	71 58								
193	A	Northern Ariz.	76 84	282	H	UC Riverside	79 68								

Non-Div I Games:

Southern Utah

■ Loss,
 ■ Non-Conf,
 ■ S Site,
 ■ H Home
 ■ A Away
 N Neutral

St. Bonaventure

Through Games Of Jan. 31, 2020

Average RPI Win:	217	WON-LOST	WINNING	LAST 10	STRENGTH OF	OPP. STRENGTH	TEAM	ADJ.	CONF.	ADJ CONF.
Average RPI Loss:	149	RECORD	PCT. RANK	GAMES	SCHEDULE	OF SCHEDULE	RPI	RPI	RPI	RPI
DIV. I ONLY	5- 16	300	2-8	129	211	288	288	12	12	
DIV. I NON-CONF.	3- 10	282	0-2	140	279	295	295	12	12	
TOTALS	RPI 1-25	RPI 26-50	W-L RECORDS	RPI 51-100	RPI 101-150	RPI 150+				
5- 16	0- 0	0- 1	OVERALL	0- 3	0- 5	5- 7				
4- 7	0- 0	0- 1	HOME	0- 1	0- 2	4- 3				
0- 8	0- 0	0- 0	AWAY	0- 2	0- 3	0- 3				
1- 1	0- 0	0- 0	NEUTRAL	0- 0	0- 0	1- 1				
3- 10	0- 0	0- 1	NON-CONFERENCE	0- 2	0- 2	3- 5				
2- 5	0- 0	0- 1	HOME	0- 1	0- 1	2- 2				
0- 4	0- 0	0- 0	AWAY	0- 1	0- 1	0- 2				
1- 1	0- 0	0- 0	NEUTRAL	0- 0	0- 0	1- 1				
2- 6	0- 0	0- 0	CONFERENCE	0- 1	0- 3	2- 2				
2- 2	0- 0	0- 0	HOME	0- 0	0- 1	2- 1				
0- 4	0- 0	0- 0	AWAY	0- 1	0- 2	0- 1				
0- 0	0- 0	0- 0	NEUTRAL	0- 0	0- 0	0- 0				

RPI 1-25	RPI 26-50	RPI 51-100	RPI 101+	Team's RPI: 288
RPI S Opponent Score	RPI S Opponent Score	RPI S Opponent Score	RPI S Opponent Score	
	46 H St. John's (NY) 56 68	65 A Bucknell 60 68	106 A Kent St. 58 81	
		81 H Buffalo 36 46	108 A Duquesne 39 58	
		99 A Saint Louis 51 72	120 A Fordham 53 79	
			140 H Cornell 42 70	
			143 H Massachusetts 52 62	
			161 N Wright St. 57 56	
			167 N Saint Mary's (CA) 57 72	
			178 H Rhode Island 64 59	
			186 A Binghamton 67 78	
			192 H Cleveland St. 62 65	
			198 A La Salle 61 67	
			199 H Saint Joseph's 60 61	
			202 H Akron 54 63	
			221 H George Mason 62 47	
			252 H Niagara 71 67	
			273 H Oakland 80 66	
			338 A Canisius 82 84	
LAST 10 Division I				
108 A Duquesne 39 58	221 H George Mason 62 47			
178 H Rhode Island 64 59	143 H Massachusetts 52 62			
199 H Saint Joseph's 60 61	120 A Fordham 53 79			
198 A La Salle 61 67	140 H Cornell 42 70			
99 A Saint Louis 51 72	167 N Saint Mary's (CA) 57 72			

Non-Div I Games:

St. Bonaventure

■ Loss,
 ■ Non-Conf,
 ■ S Site,
 ■ H Home
 ■ A Away
 N Neutral

St. Francis Brooklyn

Through Games Of Jan. 31, 2020

Average RPI Win:	307	WON-LOST	WINNING	LAST 10	STRENGTH OF	OPP. STRENGTH	TEAM	ADJ.	CONF.	ADJ CONF.
Average RPI Loss:	182	RECORD	PCT. RANK	GAMES	SCHEDULE	OF SCHEDULE	RPI	RPI	RPI	RPI
DIV. I ONLY	4- 14	304	1-9	252	312	309	309	29	29	
DIV. I NON-CONF.	3- 7	252	0-2	177	243	251	251	29	29	
TOTALS	RPI 1-25	RPI 26-50	W-L RECORDS	RPI 51-100	RPI 101-150	RPI 150+				
4- 14	0- 1	0- 1	OVERALL	0- 2	0- 3	4- 7				
3- 4	0- 0	0- 0	HOME	0- 1	0- 1	3- 2				
1- 8	0- 1	0- 1	AWAY	0- 1	0- 1	1- 4				
0- 2	0- 0	0- 0	NEUTRAL	0- 0	0- 1	0- 1				
3- 7	0- 1	0- 1	NON-CONFERENCE	0- 2	0- 1	3- 2				
2- 1	0- 0	0- 0	HOME	0- 1	0- 0	2- 0				
1- 4	0- 1	0- 1	AWAY	0- 1	0- 0	1- 1				
0- 2	0- 0	0- 0	NEUTRAL	0- 0	0- 1	0- 1				
1- 7	0- 0	0- 0	CONFERENCE	0- 0	0- 2	1- 5				
1- 3	0- 0	0- 0	HOME	0- 0	0- 1	1- 2				
0- 4	0- 0	0- 0	AWAY	0- 0	0- 1	0- 3				
0- 0	0- 0	0- 0	NEUTRAL	0- 0	0- 0	0- 0				

RPI 1-25				RPI 26-50				RPI 51-100				RPI 101+ Team's RPI: 309			
RPI	S	Opponent	Score	RPI	S	Opponent	Score	RPI	S	Opponent	Score	RPI	S	Opponent	Score
21	A	Princeton	44 76	36	A	Marquette	71 92	66	A	Boston College	69 106	117	N	Pacific	62 71
								85	H	Stony Brook	73 86	135	A	Robert Morris	44 69
												135	H	Robert Morris	59 70
												243	A	Mt. St. Mary's	60 69
												247	A	Saint Francis (PA)	72 82
												247	H	Saint Francis (PA)	59 67
												274	A	Wagner	66 74
												284	N	Ga. Southern	47 78
												285	H	Loyola Maryland	89 78
												289	H	Army West Point	70 64
												306	A	Albany (NY)	49 41
												331	H	Fairleigh Dickinson	57 62
												332	A	NJIT	69 88
												347	H	LIU Brooklyn	88 63
LAST 10 Division I															
135	H	Robert Morris	59 70	247	A	Saint Francis (PA)	72 82								
247	H	Saint Francis (PA)	59 67	347	H	LIU Brooklyn	88 63								
243	A	Mt. St. Mary's	60 69	331	H	Fairleigh Dickinson	57 62								
274	A	Wagner	66 74	284	N	Ga. Southern	47 78								
135	A	Robert Morris	44 69	117	N	Pacific	62 71								

Non-Div I Games: East Stroudsburg 84 62

St. Francis Brooklyn

Loss, Non-Conf, S Site, H Home A Away N Neutral

Average RPI Win:	157	WON-LOST	WINNING	LAST 10	STRENGTH OF	OPP. STRENGTH	TEAM	ADJ.	CONF.	ADJ CONF.
Average RPI Loss:	66	RECORD	PCT. RANK	GAMES	SCHEDULE	OF SCHEDULE	RPI	RPI	RPI	RPI
DIV. I ONLY	13- 8	106	6-4	48	76	46	46	6	6	
DIV. I NON-CONF.	7- 4	100	0	31	170	47	47	6	6	
TOTALS	RPI 1-25	RPI 26-50	W-L RECORDS	RPI 51-100	RPI 101-150	RPI 150+				
13- 8	0- 2	2- 2	OVERALL	3- 3	2- 0	6- 1				
8- 1	0- 0	1- 0	HOME	1- 1	2- 0	4- 0				
5- 6	0- 2	1- 2	AWAY	2- 1	0- 0	2- 1				
0- 1	0- 0	0- 0	NEUTRAL	0- 1	0- 0	0- 0				
7- 4	0- 1	1- 1	NON-CONFERENCE	1- 1	1- 0	4- 1				
5- 0	0- 0	0- 0	HOME	1- 0	1- 0	3- 0				
2- 3	0- 1	1- 1	AWAY	0- 0	0- 0	1- 1				
0- 1	0- 0	0- 0	NEUTRAL	0- 1	0- 0	0- 0				
6- 4	0- 1	1- 1	CONFERENCE	2- 2	1- 0	2- 0				
3- 1	0- 0	1- 0	HOME	0- 1	1- 0	1- 0				
3- 3	0- 1	0- 1	AWAY	2- 1	0- 0	1- 0				
0- 0	0- 0	0- 0	NEUTRAL	0- 0	0- 0	0- 0				

RPI 1-25				RPI 26-50				Team's RPI: 46	RPI 51-100				RPI 101+			
RPI	S	Opponent	Score	RPI	S	Opponent	Score		RPI	S	Opponent	Score	RPI	S	Opponent	Score
19	A	DePaul	69 74	29	H	Creighton	63 58		57	N	IUPUI	78 85	138	H	Providence	64 58
23	A	Florida St.	70 74	36	A	Marquette	85 94		79	A	Seton Hall	82 66	143	H	Massachusetts	82 71
				37	A	Yale	80 66		80	A	Villanova	64 66	184	H	Lafayette	76 44
				43	A	James Madison	73 76		80	H	Villanova	62 67	188	A	UNLV	75 79
									90	H	Wake Forest	82 74	206	H	Fairfield	71 69
									96	A	Butler	67 42	228	H	Georgetown	71 54
													233	A	Xavier	75 67
													288	A	St. Bonaventure	68 56
													289	H	Army West Point	96 60
LAST 10 Division I																
80	A	Villanova	64 66	36	A	Marquette	85 94									
79	A	Seton Hall	82 66	80	H	Villanova	62 67									
29	H	Creighton	63 58	228	H	Georgetown	71 54									
138	H	Providence	64 58	96	A	Butler	67 42									
19	A	DePaul	69 74	233	A	Xavier	75 67									

Non-Div I Games:

St. John's (NY)

■ Loss,
 ■ Non-Conf,
 ■ S Site,
 ■ H Home
 ■ A Away
 N Neutral

Stanford

Through Games Of Jan. 31, 2020

Average RPI Win: 119	WON-LOST	WINNING	LAST 10	STRENGTH OF	OPP. STRENGTH	TEAM	ADJ.	CONF.	ADJ CONF.
Average RPI Loss: 18	RECORD	PCT. RANK	GAMES	SCHEDULE	OF SCHEDULE	RPI	RPI	RPI	RPI
DIV. I ONLY	19- 2	9	9-1	30	5	4	4	1	1
DIV. I NON-CONF.	11- 1	13	1-0	48	26	7	7	1	1
TOTALS	RPI 1-25	RPI 26-50	W-L RECORDS	RPI 51-100	RPI 101-150	RPI 150+			
19- 2	3- 1	3- 1	OVERALL	3- 0	5- 0	5- 0			
12- 0	1- 0	3- 0	HOME	3- 0	2- 0	3- 0			
4- 2	1- 1	0- 1	AWAY	0- 0	2- 0	1- 0			
3- 0	1- 0	0- 0	NEUTRAL	0- 0	1- 0	1- 0			
11- 1	2- 0	2- 1	NON-CONFERENCE	1- 0	1- 0	5- 0			
7- 0	1- 0	2- 0	HOME	1- 0	0- 0	3- 0			
1- 1	0- 0	0- 1	AWAY	0- 0	0- 0	1- 0			
3- 0	1- 0	0- 0	NEUTRAL	0- 0	1- 0	1- 0			
8- 1	1- 1	1- 0	CONFERENCE	2- 0	4- 0	0- 0			
5- 0	0- 0	1- 0	HOME	2- 0	2- 0	0- 0			
3- 1	1- 1	0- 0	AWAY	0- 0	2- 0	0- 0			
0- 0	0- 0	0- 0	NEUTRAL	0- 0	0- 0	0- 0			

RPI 1-25				RPI 26-50				RPI 51-100				RPI 101+			
RPI	S	Opponent	Score	RPI	S	Opponent	Score	RPI	S	Opponent	Score	RPI	S	Opponent	Score
1	A	Oregon	55 87	32	H	Ohio St.	71 52	81	H	Buffalo	88 69	105	N	Syracuse	77 59
9	H	Gonzaga	76 70	34	A	Texas	64 69	89	H	Washington St.	77 58	107	A	Washington	58 41
11	A	Oregon St.	61 58	49	H	Tennessee	78 51	100	H	Utah	82 49	107	H	Washington	77 56
15	N	Mississippi St.	67 62	50	H	Colorado	76 68					139	A	California	79 65
LAST 10 Division I															
				107	A	Washington	58 41	139	A	California	79 65				
				100	H	Utah	82 49	139	H	California	73 40				
				50	H	Colorado	76 68	107	H	Washington	77 56				
				11	A	Oregon St.	61 58	89	H	Washington St.	77 58				
				1	A	Oregon	55 87	185	H	UC Davis	67 55				

Non-Div I Games:

Stanford

■ Loss,
■ Non-Conf,
■ S Site,
■ H Home
■ A Away
N Neutral

Average RPI Win: 273	WON-LOST	WINNING	LAST 10	STRENGTH OF	OPP. STRENGTH	TEAM	ADJ.	CONF.	ADJ CONF.
Average RPI Loss: 128	RECORD	PCT. RANK	GAMES	SCHEDULE	OF SCHEDULE	RPI	RPI	RPI	RPI
DIV. I ONLY	5- 12	278	3-7	142	214	258	258	16	16
DIV. I NON-CONF.	3- 7	252	1-2	127	208	237	237	16	16

TOTALS	RPI 1-25	RPI 26-50	W-L RECORDS	RPI 51-100	RPI 101-150	RPI 150+			
5- 12	0- 1	0- 2	OVERALL	0- 1	0- 3	5- 5			
3- 5	0- 0	0- 1	HOME	0- 0	0- 2	3- 2			
2- 6	0- 1	0- 1	AWAY	0- 1	0- 1	2- 2			
0- 1	0- 0	0- 0	NEUTRAL	0- 0	0- 0	0- 1			
3- 7	0- 1	0- 1	NON-CONFERENCE	0- 1	0- 2	3- 2			
2- 2	0- 0	0- 0	HOME	0- 0	0- 1	2- 1			
1- 4	0- 1	0- 1	AWAY	0- 1	0- 1	1- 0			
0- 1	0- 0	0- 0	NEUTRAL	0- 0	0- 0	0- 1			
2- 5	0- 0	0- 1	CONFERENCE	0- 0	0- 1	2- 3			
1- 3	0- 0	0- 1	HOME	0- 0	0- 1	1- 1			
1- 2	0- 0	0- 0	AWAY	0- 0	0- 0	1- 2			
0- 0	0- 0	0- 0	NEUTRAL	0- 0	0- 0	0- 0			

RPI 1-25				RPI 26-50				RPI 51-100				RPI 101+ Team's RPI: 258			
RPI	S	Opponent	Score	RPI	S	Opponent	Score	RPI	S	Opponent	Score	RPI	S	Opponent	Score
22	A	Kentucky	48 67	33	H	FGCU	47 89	61	A	UCF	40 66	113	H	Liberty	48 57
				49	A	Tennessee	46 73					114	A	Penn	41 81
												116	H	Holy Cross	63 75
												151	H	Bethune-Cookman	55 59
												169	A	North Ala.	57 68
												203	A	Jacksonville	52 57
												215	A	Kennesaw St.	67 61
												224	H	Tulsa	66 60
												247	N	Saint Francis (PA)	73 78
												254	A	Morehead St.	58 55
												260	H	Lipscomb	59 65
												332	H	NJIT	72 49
												338	H	Canisius	68 52

LAST 10 Division I															
332	H	NJIT	72 49	260	H	Lipscomb	59 65								
113	H	Liberty	48 57	215	A	Kennesaw St.	67 61								
169	A	North Ala.	57 68	116	H	Holy Cross	63 75								
203	A	Jacksonville	52 57	151	H	Bethune-Cookman	55 59								
33	H	FGCU	47 89	338	H	Canisius	68 52								

Non-Div I Games: Palm Beach Atl. 77 46 Trinity Baptist 116 40 Fla. National 80 37

Stetson

Stony Brook

Through Games Of Jan. 31, 2020

Average RPI Win:	255	WON-LOST	WINNING	LAST 10	STRENGTH OF	OPP. STRENGTH	TEAM	ADJ.	CONF.	ADJ CONF.
Average RPI Loss:	41	RECORD	PCT. RANK	GAMES	SCHEDULE	OF SCHEDULE	RPI	RPI	RPI	RPI
DIV. I ONLY	19- 1	5	10-0	324	292	85	85	27	27	
DIV. I NON-CONF.	11- 1	13	2-0	302	269	75	75	27	27	
TOTALS	RPI 1-25	RPI 26-50	W-L RECORDS	RPI 51-100	RPI 101-150	RPI 150+				
19- 1	0- 0	0- 1	OVERALL	1- 0	1- 0	17- 0				
9- 0	0- 0	0- 0	HOME	1- 0	0- 0	8- 0				
8- 1	0- 0	0- 1	AWAY	0- 0	0- 0	8- 0				
2- 0	0- 0	0- 0	NEUTRAL	0- 0	1- 0	1- 0				
11- 1	0- 0	0- 1	NON-CONFERENCE	1- 0	1- 0	9- 0				
4- 0	0- 0	0- 0	HOME	1- 0	0- 0	3- 0				
5- 1	0- 0	0- 1	AWAY	0- 0	0- 0	5- 0				
2- 0	0- 0	0- 0	NEUTRAL	0- 0	1- 0	1- 0				
8- 0	0- 0	0- 0	CONFERENCE	0- 0	0- 0	8- 0				
5- 0	0- 0	0- 0	HOME	0- 0	0- 0	5- 0				
3- 0	0- 0	0- 0	AWAY	0- 0	0- 0	3- 0				
0- 0	0- 0	0- 0	NEUTRAL	0- 0	0- 0	0- 0				

RPI 1-25				RPI 26-50				RPI 51-100				Team's RPI: 85		RPI 101+			
RPI	S	Opponent	Score	RPI	S	Opponent	Score	RPI	S	Opponent	Score			RPI	S	Opponent	Score
				41	A	Arkansas	58 88	65	H	Bucknell	78 73			146	N	Western Mich.	50 47
														186	A	Binghamton	67 60
														209	H	UMass Lowell	60 41
														214	H	Manhattan	59 54
														222	H	Iona	59 40
														244	H	Maine	73 69
														264	A	New Hampshire	53 44
														265	N	Morgan St.	63 56
														266	H	Sacred Heart	54 50
														274	A	Wagner	66 45
														275	A	Pittsburgh	59 56
														297	H	Vermont	67 49
														303	H	UMBC	57 45
														306	A	Albany (NY)	73 53
														307	A	Hofstra	81 38
														309	A	St. Francis Brooklyn	86 73
														345	H	Hartford	66 55
														347	A	LIU Brooklyn	80 49
LAST 10 Division I																	
				209	H	UMass Lowell	60 41	297	H	Vermont	67 49						
				186	A	Binghamton	67 60	244	H	Maine	73 69						
				306	A	Albany (NY)	73 53	303	H	UMBC	57 45						
				345	H	Hartford	66 55	65	H	Bucknell	78 73						
				264	A	New Hampshire	53 44	146	N	Western Mich.	50 47						

Non-Div I Games: Molloy 66 49

Stony Brook

Loss, Non-Conf, S Site, H Home A Away N Neutral

Syracuse

Through Games Of Jan. 31, 2020

Average RPI Win:	173	WON-LOST	WINNING	LAST 10	STRENGTH OF	OPP. STRENGTH	TEAM	ADJ.	CONF.	ADJ CONF.
Average RPI Loss:	47	RECORD	PCT. RANK	GAMES	SCHEDULE	OF SCHEDULE	RPI	RPI	RPI	RPI
DIV. I ONLY	10- 10	171	4-6	45	20	105	105	5	5	
DIV. I NON-CONF.	6- 5	151	0-1	72	49	115	115	3	3	
TOTALS	RPI 1-25	RPI 26-50	W-L RECORDS	RPI 51-100	RPI 101-150	RPI 150+				
10- 10	1- 3	1- 3	OVERALL	1- 3	2- 1	5- 0				
7- 3	1- 1	1- 1	HOME	1- 1	1- 0	3- 0				
1- 4	0- 1	0- 1	AWAY	0- 2	0- 0	1- 0				
2- 3	0- 1	0- 1	NEUTRAL	0- 0	1- 1	1- 0				
6- 5	0- 2	0- 2	NON-CONFERENCE	1- 0	1- 1	4- 0				
4- 1	0- 1	0- 0	HOME	1- 0	0- 0	3- 0				
0- 1	0- 0	0- 1	AWAY	0- 0	0- 0	0- 0				
2- 3	0- 1	0- 1	NEUTRAL	0- 0	1- 1	1- 0				
4- 5	1- 1	1- 1	CONFERENCE	0- 3	1- 0	1- 0				
3- 2	1- 0	1- 1	HOME	0- 1	1- 0	0- 0				
1- 3	0- 1	0- 0	AWAY	0- 2	0- 0	1- 0				
0- 0	0- 0	0- 0	NEUTRAL	0- 0	0- 0	0- 0				

RPI 1-25				RPI 26-50				RPI 51-100				RPI 101+ Team's RPI: 105			
RPI	S	Opponent	Score	RPI	S	Opponent	Score	RPI	S	Opponent	Score	RPI	S	Opponent	Score
1	H	Oregon	64 81	35	H	Virginia Tech	67 65	59	A	Miami (FL)	62 77	102	N	Michigan St.	77 63
3	A	Louisville	58 62	38	N	West Virginia	69 71	62	H	Georgia Tech	64 82	124	H	Notre Dame	74 63
4	N	Stanford	59 77	39	H	Duke	58 88	72	H	Ohio	66 54	131	N	Green Bay	73 79
23	H	Florida St.	90 89	47	A	Michigan	76 84	90	A	Wake Forest	60 65	165	N	Houston	87 62
												275	A	Pittsburgh	69 51
												303	H	UMBC	82 48
												306	H	Albany (NY)	75 53
												324	H	UMES	65 50
LAST 10 Division I															
35	H	Virginia Tech	67 65	59	A	Miami (FL)	62 77	124	H	Notre Dame	74 63	3	A	Louisville	58 62
90	A	Wake Forest	60 65	23	H	Florida St.	90 89	38	N	West Virginia	69 71				
39	H	Duke	58 88												
275	A	Pittsburgh	69 51												
62	H	Georgia Tech	64 82												

Non-Div I Games:

Syracuse

■ Loss,
 ■ Non-Conf,
 ■ S Site,
 ■ H Home
 ■ A Away
 N Neutral

Average RPI Win:	132	WON-LOST	WINNING	LAST 10	STRENGTH OF	OPP. STRENGTH	TEAM	ADJ.	CONF.	ADJ CONF.
Average RPI Loss:	56	RECORD	PCT. RANK	GAMES	SCHEDULE	OF SCHEDULE	RPI	RPI	RPI	RPI
DIV. I ONLY	15- 4	36	7-3	26	35	19	19	3	3	
DIV. I NON-CONF.	9- 2	38	1-1	109	80	31	31	4	4	
TOTALS	RPI 1-25	RPI 26-50	W-L RECORDS	RPI 51-100	RPI 101-150	RPI 150+				
15- 4	0- 2	4- 1	OVERALL	2- 0	5- 0	4- 1				
9- 2	0- 1	1- 0	HOME	1- 0	5- 0	2- 1				
6- 2	0- 1	3- 1	AWAY	1- 0	0- 0	2- 0				
0- 0	0- 0	0- 0	NEUTRAL	0- 0	0- 0	0- 0				
9- 2	0- 1	0- 1	NON-CONFERENCE	1- 0	4- 0	4- 0				
7- 0	0- 0	0- 0	HOME	1- 0	4- 0	2- 0				
2- 2	0- 1	0- 1	AWAY	0- 0	0- 0	2- 0				
0- 0	0- 0	0- 0	NEUTRAL	0- 0	0- 0	0- 0				
6- 2	0- 1	4- 0	CONFERENCE	1- 0	1- 0	0- 1				
2- 2	0- 1	1- 0	HOME	0- 0	1- 0	0- 1				
4- 0	0- 0	3- 0	AWAY	1- 0	0- 0	0- 0				
0- 0	0- 0	0- 0	NEUTRAL	0- 0	0- 0	0- 0				

RPI 1-25				RPI 26-50				RPI 51-100				RPI 101+			
RPI	S	Opponent	Score	RPI	S	Opponent	Score	RPI	S	Opponent	Score	RPI	S	Opponent	Score
5	H	Baylor	57 66	34	A	Texas	65 63	55	A	Iowa St.	77 74	101	H	Kansas	73 59
16	A	Texas A&M	68 70	38	H	West Virginia	73 60	72	H	Ohio	79 72	109	H	Boise St.	77 65
				44	A	Oklahoma St.	72 68					130	H	Auburn	80 65
				45	A	Oklahoma	82 63					135	H	Robert Morris	66 61
				48	A	Middle Tenn.	70 82					140	H	Cornell	59 49
												153	H	Texas Tech	76 80
												210	A	SMU	57 56
												289	A	Army West Point	66 52
												291	H	Texas St.	79 52
												294	H	Nicholls St.	72 47
LAST 10 Division I															
				44	A	Oklahoma St.	72 68	101	H	Kansas	73 59				
				38	H	West Virginia	73 60	153	H	Texas Tech	76 80				
				5	H	Baylor	57 66	34	A	Texas	65 63				
				45	A	Oklahoma	82 63	48	A	Middle Tenn.	70 82				
				55	A	Iowa St.	77 74	291	H	Texas St.	79 52				

Non-Div I Games:

TCU

■ Loss,
■ Non-Conf, S Site,
■ Home
■ Away
N Neutral

Average RPI Win:	147	WON-LOST	WINNING	LAST 10	STRENGTH OF	OPP. STRENGTH	TEAM	ADJ.	CONF.	ADJ CONF.
Average RPI Loss:	75	RECORD	PCT. RANK	GAMES	SCHEDULE	OF SCHEDULE	RPI	RPI	RPI	RPI
DIV. I ONLY	13- 8	106	7-3	28	74	53	53	9	9	
DIV. I NON-CONF.	8- 5	117	2-1	26	68	58	58	9	9	
TOTALS	RPI 1-25	RPI 26-50	W-L RECORDS	RPI 51-100	RPI 101-150	RPI 150+				
13- 8	0- 2	0- 2	OVERALL	4- 2	2- 0	7- 2				
8- 3	0- 2	0- 1	HOME	3- 0	2- 0	3- 0				
5- 3	0- 0	0- 0	AWAY	1- 1	0- 0	4- 2				
0- 2	0- 0	0- 1	NEUTRAL	0- 1	0- 0	0- 0				
8- 5	0- 1	0- 2	NON-CONFERENCE	2- 1	2- 0	4- 1				
5- 2	0- 1	0- 1	HOME	1- 0	2- 0	2- 0				
3- 1	0- 0	0- 0	AWAY	1- 0	0- 0	2- 1				
0- 2	0- 0	0- 1	NEUTRAL	0- 1	0- 0	0- 0				
5- 3	0- 1	0- 0	CONFERENCE	2- 1	0- 0	3- 1				
3- 1	0- 1	0- 0	HOME	2- 0	0- 0	1- 0				
2- 2	0- 0	0- 0	AWAY	0- 1	0- 0	2- 1				
0- 0	0- 0	0- 0	NEUTRAL	0- 0	0- 0	0- 0				

RPI 1-25				RPI 26-50				RPI 51-100				RPI 101+			
RPI	S	Opponent	Score	RPI	S	Opponent	Score	RPI	S	Opponent	Score	RPI	S	Opponent	Score
2	H	South Carolina	71 78	29	N	Creighton	59 69	60	N	North Carolina	58 71	108	H	Duquesne	85 72
10	H	UConn	54 83	33	H	FGCU	67 93	61	H	UCF	67 65	114	H	Penn	76 72
								65	A	Bucknell	72 61	165	A	Houston	61 58
								76	H	South Fla.	69 66	166	A	Wichita St.	70 72
								80	H	Villanova	74 69	174	A	Towson	74 59
								98	A	Cincinnati	81 86	198	A	La Salle	72 69
												199	A	Saint Joseph's	63 67
												206	H	Fairfield	77 59
												210	H	SMU	85 62
												224	A	Tulsa	74 65
												233	H	Xavier	78 65
LAST 10 Division I															
				61	H	UCF	67 65	210	H	SMU	85 62				
				98	A	Cincinnati	81 86	165	A	Houston	61 58				
				114	H	Penn	76 72	224	A	Tulsa	74 65				
				166	A	Wichita St.	70 72	198	A	La Salle	72 69				
				76	H	South Fla.	69 66	33	H	FGCU	67 93				

Non-Div I Games:

Temple

Tennessee

Through Games Of Jan. 31, 2020

Average RPI Win:	196	WON-LOST	WINNING	LAST 10	STRENGTH OF	OPP. STRENGTH	TEAM	ADJ.	CONF.	ADJ CONF.
Average RPI Loss:	18	RECORD	PCT. RANK	GAMES	SCHEDULE	OF SCHEDULE	RPI	RPI	RPI	RPI
DIV. I ONLY	17- 4	30	8-2	170	55	49	49	4	4	
DIV. I NON-CONF.	10- 3	58	1-1	264	131	105	105	5	5	
TOTALS	RPI 1-25	RPI 26-50	W-L RECORDS	RPI 51-100	RPI 101-150	RPI 150+				
17- 4	1- 3	0- 1	OVERALL	3- 0	3- 0	10- 0				
11- 1	1- 0	0- 1	HOME	2- 0	1- 0	7- 0				
6- 3	0- 3	0- 0	AWAY	1- 0	2- 0	3- 0				
0- 0	0- 0	0- 0	NEUTRAL	0- 0	0- 0	0- 0				
10- 3	0- 2	0- 1	NON-CONFERENCE	0- 0	1- 0	9- 0				
7- 1	0- 0	0- 1	HOME	0- 0	0- 0	7- 0				
3- 2	0- 2	0- 0	AWAY	0- 0	1- 0	2- 0				
0- 0	0- 0	0- 0	NEUTRAL	0- 0	0- 0	0- 0				
7- 1	1- 1	0- 0	CONFERENCE	3- 0	2- 0	1- 0				
4- 0	1- 0	0- 0	HOME	2- 0	1- 0	0- 0				
3- 1	0- 1	0- 0	AWAY	1- 0	1- 0	1- 0				
0- 0	0- 0	0- 0	NEUTRAL	0- 0	0- 0	0- 0				

RPI	S	Opponent	Score	RPI	S	Opponent	Score	Team's RPI: 49	RPI	S	Opponent	Score	RPI	S	Opponent	Score
4	A	Stanford	51 78	34	H	Texas	60 66		69	H	Alabama	65 63	124	A	Notre Dame	74 63
10	A	UConn	45 60						71	H	Georgia	73 56	144	A	Florida	78 50
22	A	Kentucky	76 80						93	A	Vanderbilt	78 69	148	H	Missouri	77 66
24	H	LSU	63 58										191	A	Portland St.	88 61
													219	H	Central Ark.	63 36
													240	A	ETSU	72 68
													242	H	Howard	88 38
													258	H	Stetson	73 46
													269	A	Ole Miss	84 28
													270	H	Colorado St.	79 41
													308	H	Air Force	81 54
													314	H	Ark.-Pine Bluff	92 51
													343	H	Tennessee St.	73 43
LAST 10 Division I																
93	A	Vanderbilt	78 69	71	H	Georgia	73 56									
24	H	LSU	63 58	269	A	Ole Miss	84 28									
10	A	UConn	45 60	22	A	Kentucky	76 80									
69	H	Alabama	65 63	148	H	Missouri	77 66									
144	A	Florida	78 50	242	H	Howard	88 38									

Non-Div I Games:

Tennessee

■ Loss,
 ■ Non-Conf, S Site,
 ■ Home
 ■ Away
 N Neutral

Tennessee St.

Through Games Of Jan. 31, 2020

Average RPI Win:	0	WON-LOST	WINNING	LAST 10	STRENGTH OF	OPP. STRENGTH	TEAM	ADJ.	CONF.	ADJ CONF.
Average RPI Loss:	198	RECORD	PCT. RANK	GAMES	SCHEDULE	OF SCHEDULE	RPI	RPI	RPI	RPI
DIV. I ONLY	0- 17	349	0-10	196	316	343	343	20	20	
DIV. I NON-CONF.	0- 8	338	0-1	89	287	319	319	24	24	
TOTALS	RPI 1-25	RPI 26-50	W-L RECORDS	RPI 51-100	RPI 101-150	RPI 150+				
0- 17	0- 0	0- 2	OVERALL	0- 2	0- 1	0- 12				
0- 9	0- 0	0- 0	HOME	0- 1	0- 0	0- 8				
0- 8	0- 0	0- 2	AWAY	0- 1	0- 1	0- 4				
0- 0	0- 0	0- 0	NEUTRAL	0- 0	0- 0	0- 0				
0- 8	0- 0	0- 2	NON-CONFERENCE	0- 1	0- 0	0- 5				
0- 5	0- 0	0- 0	HOME	0- 1	0- 0	0- 4				
0- 3	0- 0	0- 2	AWAY	0- 0	0- 0	0- 1				
0- 0	0- 0	0- 0	NEUTRAL	0- 0	0- 0	0- 0				
0- 9	0- 0	0- 0	CONFERENCE	0- 1	0- 1	0- 7				
0- 4	0- 0	0- 0	HOME	0- 0	0- 0	0- 4				
0- 5	0- 0	0- 0	AWAY	0- 1	0- 1	0- 3				
0- 0	0- 0	0- 0	NEUTRAL	0- 0	0- 0	0- 0				

RPI S	Opponent	Score	RPI S	Opponent	Score	RPI S	Opponent	Score	RPI S	Opponent	Score	Team's RPI: 343
26	A Arizona	42 77	73	A UT Martin	71 88	147	A Southeast Mo. St.	54 83				
49	A Tennessee	43 73	93	H Vanderbilt	55 106	169	H North Ala.	63 88				
						173	H Columbia	65 75				
						176	A Austin Peay	58 76				
						208	A Murray St.	62 100				
						251	H Eastern Ill.	52 73				
						254	H Morehead St.	47 84				
						259	A South Alabama	48 70				
						260	H Lipscomb	64 74				
						281	H Eastern Ky.	55 61				
						313	A Jacksonville St.	48 70				
						318	H Alcorn	57 62				
						321	H SIUE	63 76				
LAST 10 Division I												
313	A Jacksonville St.	48 70	147	A Southeast Mo. St.	54 83							
208	A Murray St.	62 100	73	A UT Martin	71 88							
176	A Austin Peay	58 76	321	H SIUE	63 76							
281	H Eastern Ky.	55 61	251	H Eastern Ill.	52 73							
254	H Morehead St.	47 84	173	H Columbia	65 75							

Non-Div I Games: Wilberforce 83 65 Fisk 91 50

Tennessee St.

■ Loss,
 ■ Non-Conf,
 ■ S Site,
 ■ Home
 ■ A Away
 N Neutral

Tennessee Tech

Through Games Of Jan. 31, 2020

Average RPI Win:	266	WON-LOST	WINNING	LAST 10	STRENGTH OF	OPP. STRENGTH	TEAM	ADJ.	CONF.	ADJ CONF.
Average RPI Loss:	98	RECORD	PCT. RANK	GAMES	SCHEDULE	OF SCHEDULE	RPI	RPI	RPI	RPI
DIV. I ONLY	13- 5	47	9-1	336	164	154	154	20	20	
DIV. I NON-CONF.	5- 4	140	1-0	344	86	238	238	24	24	
TOTALS	RPI 1-25	RPI 26-50	W-L RECORDS	RPI 51-100	RPI 101-150	RPI 150+				
13- 5	0- 0	0- 1	OVERALL	0- 3	0- 0	13- 1				
6- 1	0- 0	0- 0	HOME	0- 1	0- 0	6- 0				
6- 3	0- 0	0- 1	AWAY	0- 2	0- 0	6- 0				
1- 1	0- 0	0- 0	NEUTRAL	0- 0	0- 0	1- 1				
5- 4	0- 0	0- 1	NON-CONFERENCE	0- 2	0- 0	5- 1				
2- 0	0- 0	0- 0	HOME	0- 0	0- 0	2- 0				
2- 3	0- 0	0- 1	AWAY	0- 2	0- 0	2- 0				
1- 1	0- 0	0- 0	NEUTRAL	0- 0	0- 0	1- 1				
8- 1	0- 0	0- 0	CONFERENCE	0- 1	0- 0	8- 0				
4- 1	0- 0	0- 0	HOME	0- 1	0- 0	4- 0				
4- 0	0- 0	0- 0	AWAY	0- 0	0- 0	4- 0				
0- 0	0- 0	0- 0	NEUTRAL	0- 0	0- 0	0- 0				

RPI 1-25				RPI 26-50				RPI 51-100				RPI 101+				Team's RPI: 154	
RPI	S	Opponent	Score	RPI	S	Opponent	Score	RPI	S	Opponent	Score	RPI	S	Opponent	Score		
				48	A	Middle Tenn.	58 64	56	H	Belmont	47 59	168	A	Samford	72 57		
								93	A	Vanderbilt	61 75	176	H	Austin Peay	58 49		
								94	A	Southern Ill.	65 76	200	N	Northern Ill.	74 82		
												208	H	Murray St.	77 72		
												251	A	Eastern Ill.	75 62		
												254	A	Morehead St.	75 55		
												254	H	Morehead St.	82 75		
												260	H	Lipscomb	78 58		
												281	A	Eastern Ky.	60 42		
												281	H	Eastern Ky.	87 82		
												317	N	Detroit Mercy	69 47		
												321	A	SIUE	65 50		
												335	A	Western Caro.	62 58		
												346	H	La.-Monroe	75 68		
LAST 10 Division I																	
				56	H	Belmont	47 59	208	H	Murray St.	77 72						
				281	H	Eastern Ky.	87 82	176	H	Austin Peay	58 49						
				254	H	Morehead St.	82 75	254	A	Morehead St.	75 55						
				251	A	Eastern Ill.	75 62	281	A	Eastern Ky.	60 42						
				321	A	SIUE	65 50	260	H	Lipscomb	78 58						

Non-Div I Games: Tenn. Wesleyan 94 45 Cumberland (TN) 88 51

Tennessee Tech

Loss, Non-Conf, S Site, H Home A Away N Neutral

Average RPI Win:	151	WON-LOST	WINNING	LAST 10	STRENGTH OF	OPP. STRENGTH	TEAM	ADJ.	CONF.	ADJ CONF.
Average RPI Loss:	54	RECORD	PCT. RANK	GAMES	SCHEDULE	OF SCHEDULE	RPI	RPI	RPI	RPI
DIV. I ONLY	14- 7	78	7-3	13	71	34	34	3	3	
DIV. I NON-CONF.	8- 4	90	1-0	67	184	72	72	4	4	
TOTALS	RPI 1-25	RPI 26-50	W-L RECORDS	RPI 51-100	RPI 101-150	RPI 150+				
14- 7	1- 3	3- 2	OVERALL	2- 1	2- 0	6- 1				
8- 3	1- 2	0- 1	HOME	1- 0	1- 0	5- 0				
5- 3	0- 0	3- 1	AWAY	1- 1	1- 0	0- 1				
1- 1	0- 1	0- 0	NEUTRAL	0- 0	0- 0	1- 0				
8- 4	1- 1	1- 1	NON-CONFERENCE	1- 1	0- 0	5- 1				
6- 1	1- 0	0- 1	HOME	1- 0	0- 0	4- 0				
1- 2	0- 0	1- 0	AWAY	0- 1	0- 0	0- 1				
1- 1	0- 1	0- 0	NEUTRAL	0- 0	0- 0	1- 0				
6- 3	0- 2	2- 1	CONFERENCE	1- 0	2- 0	1- 0				
2- 2	0- 2	0- 0	HOME	0- 0	1- 0	1- 0				
4- 1	0- 0	2- 1	AWAY	1- 0	1- 0	0- 0				
0- 0	0- 0	0- 0	NEUTRAL	0- 0	0- 0	0- 0				

RPI	S	Opponent	Score	RPI	S	Opponent	Score	Team's RPI: 34	RPI	S	Opponent	Score	RPI	S	Opponent	Score
4	H	Stanford	69 64	26	H	Arizona	58 83		55	A	Iowa St.	81 75	101	H	Kansas	85 77
5	H	Baylor	44 64	38	A	West Virginia	63 68		72	H	Ohio	73 60	150	A	Kansas St.	71 63
17	N	NC State	73 84	44	A	Oklahoma St.	61 56		76	A	South Fla.	57 64	153	H	Texas Tech	92 66
19	H	TCU	63 65	45	A	Oklahoma	70 53						194	A	Hawaii	60 73
				49	A	Tennessee	66 60						238	N	North Texas	63 57
													246	H	Southern U.	93 39
													302	H	UTSA	84 53
													319	H	UTRGV	85 69
													340	H	Northwestern St.	91 49
LAST 10 Division I																
5	H	Baylor	44 64	153	H	Texas Tech	92 66									
45	A	Oklahoma	70 53	38	A	West Virginia	63 68									
44	A	Oklahoma St.	61 56	55	A	Iowa St.	81 75									
101	H	Kansas	85 77	19	H	TCU	63 65									
150	A	Kansas St.	71 63	340	H	Northwestern St.	91 49									

Non-Div I Games:

Texas

Average RPI Win:	124	WON-LOST	WINNING	LAST 10	STRENGTH OF	OPP. STRENGTH	TEAM	ADJ.	CONF.	ADJ CONF.
Average RPI Loss:	23	RECORD	PCT. RANK	GAMES	SCHEDULE	OF SCHEDULE	RPI	RPI	RPI	RPI
DIV. I ONLY	18- 3	17	8-2	33	13	16	16	4	4	
DIV. I NON-CONF.	12- 1	9	2-0	49	21	8	8	5	5	
TOTALS	RPI 1-25	RPI 26-50	W-L RECORDS	RPI 51-100	RPI 101-150	RPI 150+				
18- 3	1- 3	3- 0	OVERALL	4- 0	5- 0	5- 0				
12- 1	1- 1	2- 0	HOME	1- 0	3- 0	5- 0				
4- 1	0- 1	1- 0	AWAY	2- 0	1- 0	0- 0				
2- 1	0- 1	0- 0	NEUTRAL	1- 0	1- 0	0- 0				
12- 1	1- 1	2- 0	NON-CONFERENCE	2- 0	3- 0	4- 0				
8- 0	1- 0	2- 0	HOME	0- 0	1- 0	4- 0				
2- 0	0- 0	0- 0	AWAY	1- 0	1- 0	0- 0				
2- 1	0- 1	0- 0	NEUTRAL	1- 0	1- 0	0- 0				
6- 2	0- 2	1- 0	CONFERENCE	2- 0	2- 0	1- 0				
4- 1	0- 1	0- 0	HOME	1- 0	2- 0	1- 0				
2- 1	0- 1	1- 0	AWAY	1- 0	0- 0	0- 0				
0- 0	0- 0	0- 0	NEUTRAL	0- 0	0- 0	0- 0				

RPI 1-25				RPI 26-50				RPI 51-100				RPI 101+			
RPI	S	Opponent	Score	RPI	S	Opponent	Score	RPI	S	Opponent	Score	RPI	S	Opponent	Score
19	H	TCU	70 68	39	H	Duke	79 58	62	N	Georgia Tech	60 48	103	A	Rice	62 61
22	A	Kentucky	54 76	41	A	Arkansas	84 77	69	A	Alabama	79 74	115	N	Montana St.	78 67
23	N	Florida St.	58 80	44	H	Oklahoma St.	74 62	71	H	Georgia	64 63	125	H	A&M-Corpus Christi	85 48
24	H	LSU	54 57					87	A	Southern California	74 64	144	H	Florida	69 42
												148	H	Missouri	72 53
												165	H	Houston	72 43
												201	H	Little Rock	78 35
												219	H	Central Ark.	76 46
												269	H	Ole Miss	79 35
												304	H	Prairie View	80 38
LAST 10 Division I															
71	H	Georgia	64 63	24	H	LSU	54 57	269	H	Ole Miss	79 35	41	A	Arkansas	84 77
148	H	Missouri	72 53	69	A	Alabama	79 74	125	H	A&M-Corpus Christi	85 48	115	N	Montana St.	78 67
69	A	Alabama	79 74												
144	H	Florida	69 42												
22	A	Kentucky	54 76												

Non-Div I Games:

Texas A&M

Texas Southern

Through Games Of Jan. 31, 2020

Average RPI Win:	246	WON-LOST	WINNING	LAST 10	STRENGTH OF	OPP. STRENGTH	TEAM	ADJ.	CONF.	ADJ CONF.
Average RPI Loss:	72	RECORD	PCT. RANK	GAMES	SCHEDULE	OF SCHEDULE	RPI	RPI	RPI	RPI
DIV. I ONLY	11- 7	111	8-2	195	172	110	110	31	31	
DIV. I NON-CONF.	5- 6	187	2-1	13	29	48	48	30	30	
TOTALS	RPI 1-25	RPI 26-50	W-L RECORDS	RPI 51-100	RPI 101-150	RPI 150+				
11- 7	0- 2	0- 1	OVERALL	1- 2	2- 1	8- 1				
6- 0	0- 0	0- 0	HOME	0- 0	1- 0	5- 0				
5- 5	0- 2	0- 1	AWAY	1- 1	1- 0	3- 1				
0- 2	0- 0	0- 0	NEUTRAL	0- 1	0- 1	0- 0				
5- 6	0- 2	0- 1	NON-CONFERENCE	1- 2	2- 1	2- 0				
1- 0	0- 0	0- 0	HOME	0- 0	1- 0	0- 0				
4- 4	0- 2	0- 1	AWAY	1- 1	1- 0	2- 0				
0- 2	0- 0	0- 0	NEUTRAL	0- 1	0- 1	0- 0				
6- 1	0- 0	0- 0	CONFERENCE	0- 0	0- 0	6- 1				
5- 0	0- 0	0- 0	HOME	0- 0	0- 0	5- 0				
1- 1	0- 0	0- 0	AWAY	0- 0	0- 0	1- 1				
0- 0	0- 0	0- 0	NEUTRAL	0- 0	0- 0	0- 0				

RPI 1-25				RPI 26-50				RPI 51-100				RPI 101+ Team's RPI: 110			
RPI	S	Opponent	Score	RPI	S	Opponent	Score	RPI	S	Opponent	Score	RPI	S	Opponent	Score
1	A	Oregon	63 99	50	A	Colorado	50 74	55	A	Iowa St.	59 79	103	H	Rice	63 56
9	A	Gonzaga	45 80					97	A	UT Arlington	74 63	123	A	Tulane	72 62
								100	N	Utah	52 61	127	N	UAB	68 84
												159	A	Jackson St.	79 81
												194	A	Hawaii	74 57
												246	H	Southern U.	61 56
												304	H	Prairie View	88 65
												314	H	Ark.-Pine Bluff	78 77
												318	H	Alcorn	105 70
												319	A	UTRGV	71 44
												337	A	Grambling	89 85
												351	H	Mississippi Val.	88 58
LAST 10 Division I															
314	H	Ark.-Pine Bluff	78 77	318	H	Alcorn	105 70								
351	H	Mississippi Val.	88 58	246	H	Southern U.	61 56								
337	A	Grambling	89 85	97	A	UT Arlington	74 63								
159	A	Jackson St.	79 81	127	N	UAB	68 84								
304	H	Prairie View	88 65	123	A	Tulane	72 62								

Non-Div I Games:

Texas Southern

■ Loss,
 ■ Non-Conf,
 ■ S Site,
 ■ Home
 ■ A Away
 N Neutral

Average RPI Win: 211	WON-LOST	WINNING	LAST 10	STRENGTH OF	OPP. STRENGTH	TEAM	ADJ.	CONF.	ADJ CONF.
Average RPI Loss: 186	RECORD	PCT. RANK	GAMES	SCHEDULE	OF SCHEDULE	RPI	RPI	RPI	RPI
DIV. I ONLY	5- 12	278	1-9	200	283	291	291	22	22
DIV. I NON-CONF.	5- 4	140	1-1	189	268	133	133	21	21
TOTALS	RPI 1-25	RPI 26-50	W-L RECORDS	RPI 51-100	RPI 101-150	RPI 150+			
5- 12	0- 1	0- 0	OVERALL	0- 1	1- 3	4- 7			
4- 4	0- 0	0- 0	HOME	0- 0	1- 1	3- 3			
1- 8	0- 1	0- 0	AWAY	0- 1	0- 2	1- 4			
0- 0	0- 0	0- 0	NEUTRAL	0- 0	0- 0	0- 0			
5- 4	0- 1	0- 0	NON-CONFERENCE	0- 0	1- 1	4- 2			
4- 0	0- 0	0- 0	HOME	0- 0	1- 0	3- 0			
1- 4	0- 1	0- 0	AWAY	0- 0	0- 1	1- 2			
0- 0	0- 0	0- 0	NEUTRAL	0- 0	0- 0	0- 0			
0- 8	0- 0	0- 0	CONFERENCE	0- 1	0- 2	0- 5			
0- 4	0- 0	0- 0	HOME	0- 0	0- 1	0- 3			
0- 4	0- 0	0- 0	AWAY	0- 1	0- 1	0- 2			
0- 0	0- 0	0- 0	NEUTRAL	0- 0	0- 0	0- 0			

RPI 1-25				RPI 26-50				RPI 51-100				RPI 101+ Team's RPI: 291			
RPI	S	Opponent	Score	RPI	S	Opponent	Score	RPI	S	Opponent	Score	RPI	S	Opponent	Score
19	A	TCU	52 79					64	A	Troy	50 84	101	A	Kansas	48 68
												119	A	Coastal Caro.	67 75
												125	H	A&M-Corpus Christi	57 48
												132	H	Louisiana	67 73
												152	H	New Orleans	51 49
												156	A	Dartmouth	61 51
												201	H	Little Rock	66 78
												211	H	Arkansas St.	53 56
												241	A	Oral Roberts	57 63
												259	A	South Alabama	76 78
												265	A	Morgan St.	62 72
												279	A	Appalachian St.	65 73
												302	H	UTSA	74 69
												318	H	Alcorn	67 59
												346	H	La.-Monroe	55 58
LAST 10 Division I															
259	A	South Alabama	76 78	119	A	Coastal Caro.	67 75								
64	A	Troy	50 84	211	H	Arkansas St.	53 56								
132	H	Louisiana	67 73	201	H	Little Rock	66 78								
346	H	La.-Monroe	55 58	318	H	Alcorn	67 59								
279	A	Appalachian St.	65 73	19	A	TCU	52 79								

Non-Div I Games: Texas Lutheran 72 31 Tex. Permian Basin 83 45

Texas St.

■ Loss,
 ■ Non-Conf,
 ■ S Site,
 ■ H Home
 ■ A Away
 N Neutral

Average RPI Win:	247	WON-LOST	WINNING	LAST 10	STRENGTH OF	OPP. STRENGTH	TEAM	ADJ.	CONF.	ADJ CONF.
Average RPI Loss:	69	RECORD	PCT. RANK	GAMES	SCHEDULE	OF SCHEDULE	RPI	RPI	RPI	RPI
DIV. I ONLY	13- 5	47	5-5	299	138	153	153	3	3	
DIV. I NON-CONF.	11- 0	1	3-0	350	340	170	170	4	4	
TOTALS	RPI 1-25	RPI 26-50	W-L RECORDS	RPI 51-100	RPI 101-150	RPI 150+				
13- 5	1- 1	1- 1	OVERALL	0- 1	1- 2	10- 0				
10- 2	0- 0	1- 0	HOME	0- 1	0- 1	9- 0				
2- 3	1- 1	0- 1	AWAY	0- 0	1- 1	0- 0				
1- 0	0- 0	0- 0	NEUTRAL	0- 0	0- 0	1- 0				
11- 0	0- 0	0- 0	NON-CONFERENCE	0- 0	1- 0	10- 0				
9- 0	0- 0	0- 0	HOME	0- 0	0- 0	9- 0				
1- 0	0- 0	0- 0	AWAY	0- 0	1- 0	0- 0				
1- 0	0- 0	0- 0	NEUTRAL	0- 0	0- 0	1- 0				
2- 5	1- 1	1- 1	CONFERENCE	0- 1	0- 2	0- 0				
1- 2	0- 0	1- 0	HOME	0- 1	0- 1	0- 0				
1- 3	1- 1	0- 1	AWAY	0- 0	0- 1	0- 0				
0- 0	0- 0	0- 0	NEUTRAL	0- 0	0- 0	0- 0				

RPI 1-25				RPI 26-50				RPI 51-100				RPI 101+ Team's RPI: 153			
RPI	S	Opponent	Score	RPI	S	Opponent	Score	RPI	S	Opponent	Score	RPI	S	Opponent	Score
5	A	Baylor	79 87	34	A	Texas	66 92	55	H	Iowa St.	66 96	101	A	Kansas	50 67
19	A	TCU	80 76	45	H	Oklahoma	89 84					132	A	San Diego	64 60
												150	H	Kansas St.	72 76
												158	H	Sam Houston St.	99 57
												269	H	Ole Miss	84 48
												302	H	UTSA	115 58
												304	H	Prairie View	82 48
												312	H	Houston Baptist	59 51
												314	H	Ark.-Pine Bluff	81 55
												315	N	Purdue Fort Wayne	82 48
												340	H	Northwestern St.	79 49
												346	H	La.-Monroe	83 38
												350	H	Florida A&M	98 60
LAST 10 Division I															
5	A	Baylor	79 87	19	A	TCU	80 76								
45	H	Oklahoma	89 84	55	H	Iowa St.	66 96								
101	A	Kansas	50 67	302	H	UTSA	115 58								
34	A	Texas	66 92	346	H	La.-Monroe	83 38								
150	H	Kansas St.	72 76	314	H	Ark.-Pine Bluff	81 55								

Non-Div I Games:

Texas Tech

■ Loss,
 ■ Non-Conf,
 S Site,
 ■ Home
 ■ Away
 N Neutral

Average RPI Win:	205	WON-LOST	WINNING	LAST 10	STRENGTH OF	OPP. STRENGTH	TEAM	ADJ.	CONF.	ADJ CONF.
Average RPI Loss:	117	RECORD	PCT. RANK	GAMES	SCHEDULE	OF SCHEDULE	RPI	RPI	RPI	RPI
DIV. I ONLY	9- 9	171	6-4	168	127	179	179	10	10	
DIV. I NON-CONF.	5- 6	187	2-1	230	194	218	218	10	10	
TOTALS	RPI 1-25	RPI 26-50	W-L RECORDS	RPI 51-100	RPI 101-150	RPI 150+				
9- 9	0- 1	0- 0	OVERALL	2- 2	1- 3	6- 3				
5- 4	0- 0	0- 0	HOME	2- 1	0- 0	3- 3				
3- 4	0- 1	0- 0	AWAY	0- 0	0- 3	3- 0				
1- 1	0- 0	0- 0	NEUTRAL	0- 1	1- 0	0- 0				
5- 6	0- 0	0- 0	NON-CONFERENCE	1- 2	1- 2	3- 2				
2- 3	0- 0	0- 0	HOME	1- 1	0- 0	1- 2				
2- 2	0- 0	0- 0	AWAY	0- 0	0- 2	2- 0				
1- 1	0- 0	0- 0	NEUTRAL	0- 1	1- 0	0- 0				
4- 3	0- 1	0- 0	CONFERENCE	1- 0	0- 1	3- 1				
3- 1	0- 0	0- 0	HOME	1- 0	0- 0	2- 1				
1- 2	0- 1	0- 0	AWAY	0- 0	0- 1	1- 0				
0- 0	0- 0	0- 0	NEUTRAL	0- 0	0- 0	0- 0				

RPI S	Opponent	Score	RPI S	Opponent	Score	RPI S	Opponent	Score	RPI S	Opponent	Score	Team's RPI: 179
18	A Central Mich.	66 73				56	H Belmont	53 48	108	A Duquesne	74 79	
						64	N Troy	64 71	117	N Pacific	66 65	
						81	H Buffalo	71 59	124	A Notre Dame	51 54	
						84	H Dayton	42 60	146	A Western Mich.	72 84	
									162	H Valparaiso	54 61	
									164	H Eastern Mich.	62 77	
									183	H Memphis	76 83	
									200	A Northern Ill.	63 51	
									202	H Akron	65 61	
									204	H Bowling Green	79 72	
									317	A Detroit Mercy	82 64	
									330	A Georgia St.	74 48	
									338	H Canisius	83 65	
LAST 10 Division I												
164	H Eastern Mich.	62 77	81	H Buffalo	71 59							
18	A Central Mich.	66 73	146	A Western Mich.	72 84							
204	H Bowling Green	79 72	338	H Canisius	83 65							
202	H Akron	65 61	117	N Pacific	66 65							
200	A Northern Ill.	63 51	64	N Troy	64 71							

Non-Div I Games:

Toledo

Average RPI Win:	208	WON-LOST	WINNING	LAST 10	STRENGTH OF	OPP. STRENGTH	TEAM	ADJ.	CONF.	ADJ CONF.
Average RPI Loss:	116	RECORD	PCT. RANK	GAMES	SCHEDULE	OF SCHEDULE	RPI	RPI	RPI	RPI
DIV. I ONLY	9- 9	171	6-4	143	105	174	174	14	14	
DIV. I NON-CONF.	4- 6	212	1-1	172	43	224	224	13	13	
TOTALS	RPI 1-25	RPI 26-50	W-L RECORDS	RPI 51-100	RPI 101-150	RPI 150+				
9- 9	0- 1	1- 1	OVERALL	0- 2	1- 2	7- 3				
6- 4	0- 0	1- 0	HOME	0- 1	1- 1	4- 2				
2- 4	0- 0	0- 1	AWAY	0- 1	0- 1	2- 1				
1- 1	0- 1	0- 0	NEUTRAL	0- 0	0- 0	1- 0				
4- 6	0- 1	0- 1	NON-CONFERENCE	0- 1	0- 1	4- 2				
3- 2	0- 0	0- 0	HOME	0- 1	0- 0	3- 1				
0- 3	0- 0	0- 1	AWAY	0- 0	0- 1	0- 1				
1- 1	0- 1	0- 0	NEUTRAL	0- 0	0- 0	1- 0				
5- 3	0- 0	1- 0	CONFERENCE	0- 1	1- 1	3- 1				
3- 2	0- 0	1- 0	HOME	0- 0	1- 1	1- 1				
2- 1	0- 0	0- 0	AWAY	0- 1	0- 0	2- 0				
0- 0	0- 0	0- 0	NEUTRAL	0- 0	0- 0	0- 0				

RPI	S	Opponent	Score	RPI	S	Opponent	Score	RPI	S	Opponent	Score	RPI	S	Opponent	Score	Team's RPI: 174
6	N	Iowa	72 100	40	A	Rutgers	53 67	53	H	Temple	59 74	128	H	Northeastern	81 68	
				43	H	James Madison	76 75	68	A	Drexel	50 59	132	A	San Diego	67 81	
												149	H	William & Mary	75 83	
												157	H	Elon	61 74	
												172	H	American	63 60	
												187	H	Penn St.	67 73	
												222	N	Iona	75 58	
												243	H	Mt. St. Mary's	73 57	
												245	A	UNCW	62 41	
												248	A	Col. of Charleston	79 62	
												255	A	San Diego St.	72 80	
												267	H	Marshall	59 56	
												307	H	Hofstra	84 71	
LAST 10 Division I																
				68	A	Drexel	50 59	43	H	James Madison	76 75					
				307	H	Hofstra	84 71	149	H	William & Mary	75 83					
				128	H	Northeastern	81 68	157	H	Elon	61 74					
				245	A	UNCW	62 41	267	H	Marshall	59 56					
				248	A	Col. of Charleston	79 62	40	A	Rutgers	53 67					

Non-Div I Games: Chestnut Hill 86 49

Towson

■ Loss,
 ■ Non-Conf,
 ■ S Site,
 ■ H Home
 ■ A Away
 N Neutral

Through Games of Sept. 31, 1919									
Average RPI Win: 224	WON-LOST	WINNING	LAST 10	STRENGTH OF	OPP. STRENGTH	TEAM	ADJ.	CONF.	ADJ CONF.
Average RPI Loss: 62	RECORD	PCT. RANK	GAMES	SCHEDULE	OF SCHEDULE	RPI	RPI	RPI	RPI
DIV. I ONLY	14- 3	26	9-1	205	204	64	64	22	22
DIV. I NON-CONF.	7- 2	54	2-0	135	111	37	37	21	21

TOTALS	RPI 1-25	RPI 26-50	W-L RECORDS	RPI 51-100	RPI 101-150	RPI 150+
14- 3	0- 1	0- 1	OVERALL	1- 0	2- 1	11- 0
6- 1	0- 0	0- 0	HOME	1- 0	1- 1	4- 0
6- 2	0- 1	0- 1	AWAY	0- 0	0- 0	6- 0
2- 0	0- 0	0- 0	NEUTRAL	0- 0	1- 0	1- 0
7- 2	0- 1	0- 1	NON-CONFERENCE	0- 0	1- 0	6- 0
2- 0	0- 0	0- 0	HOME	0- 0	0- 0	2- 0
3- 2	0- 1	0- 1	AWAY	0- 0	0- 0	3- 0
2- 0	0- 0	0- 0	NEUTRAL	0- 0	1- 0	1- 0
7- 1	0- 0	0- 0	CONFERENCE	1- 0	1- 1	5- 0
4- 1	0- 0	0- 0	HOME	1- 0	1- 1	2- 0
3- 0	0- 0	0- 0	AWAY	0- 0	0- 0	3- 0
0- 0	0- 0	0- 0	NEUTRAL	0- 0	0- 0	0- 0

RPI 1-25			
RPI	S	Opponent	Score
15	A	Mississippi St.	82 122
RPI 26-50			
RPI	S	Opponent	Score
39	A	Duke	85 99
RPI 51-100			
RPI	S	Opponent	Score
97	H	UT Arlington	85 69
Team's RPI: 64			
RPI 101+			
RPI	S	Opponent	Score
106	N	Kent St.	71 64
119	H	Coastal Caro.	84 77
132	H	Louisiana	73 79
151	A	Bethune-Cookman	68 62
168	A	Samford	74 65
179	N	Toledo	71 64
230	A	Chattanooga	90 51
240	H	ETSU	79 61
279	H	Appalachian St.	84 55
284	A	Ga. Southern	79 69
291	H	Texas St.	84 50
313	H	Jacksonville St.	94 64
330	A	Georgia St.	71 57
346	A	La.-Monroe	72 65

LAST 10 Division I			
97	H	UT Arlington	85 69
291	H	Texas St.	84 50
330	A	Georgia St.	71 57
284	A	Ga. Southern	79 69
132	H	Louisiana	73 79
346	A	La.-Monroe	72 65
279	H	Appalachian St.	84 55
119	H	Coastal Caro.	84 77
106	N	Kent St.	71 64
179	N	Toledo	71 64

Non-Div I Games:	AUM	72	42	Fort Valley St.	101	52
------------------	-----	----	----	-----------------	-----	----

Troy

■ Loss, ■ Non-Conf, S Site, H Home A Away N Neutral

Tulane

Through Games Of Jan. 31, 2020

Average RPI Win: 177	WON-LOST	WINNING	LAST 10	STRENGTH OF	OPP. STRENGTH	TEAM	ADJ.	CONF.	ADJ CONF.
Average RPI Loss: 86	RECORD	PCT. RANK	GAMES	SCHEDULE	OF SCHEDULE	RPI	RPI	RPI	RPI
DIV. I ONLY	12- 9	134	8-2	97	69	123	123	9	9
DIV. I NON-CONF.	5- 8	221	1-1	90	51	197	197	9	9
TOTALS	RPI 1-25	RPI 26-50	W-L RECORDS	RPI 51-100	RPI 101-150	RPI 150+			
12- 9	0- 1	0- 2	OVERALL	2- 4	1- 1	9- 1			
7- 6	0- 1	0- 2	HOME	2- 1	0- 1	5- 1			
5- 1	0- 0	0- 0	AWAY	0- 1	1- 0	4- 0			
0- 2	0- 0	0- 0	NEUTRAL	0- 2	0- 0	0- 0			
5- 8	0- 1	0- 2	NON-CONFERENCE	0- 3	1- 1	4- 1			
3- 6	0- 1	0- 2	HOME	0- 1	0- 1	3- 1			
2- 0	0- 0	0- 0	AWAY	0- 0	1- 0	1- 0			
0- 2	0- 0	0- 0	NEUTRAL	0- 2	0- 0	0- 0			
7- 1	0- 0	0- 0	CONFERENCE	2- 1	0- 0	5- 0			
4- 0	0- 0	0- 0	HOME	2- 0	0- 0	2- 0			
3- 1	0- 0	0- 0	AWAY	0- 1	0- 0	3- 0			
0- 0	0- 0	0- 0	NEUTRAL	0- 0	0- 0	0- 0			

RPI 1-25				RPI 26-50				RPI 51-100				RPI 101+ Team's RPI: 123			
RPI	S	Opponent	Score	RPI	S	Opponent	Score	RPI	S	Opponent	Score	RPI	S	Opponent	Score
24	H	LSU	54 59	48	H	Middle Tenn.	62 64	61	H	UCF	60 59	107	A	Washington	64 62
				50	H	Colorado	52 62	66	N	Boston College	76 89	110	H	Texas Southern	62 72
								69	H	Alabama	56 66	159	H	Jackson St.	82 46
								70	N	Charlotte	56 60	166	A	Wichita St.	61 56
								76	A	South Fla.	56 63	183	H	Memphis	59 55
								98	H	Cincinnati	64 59	190	A	Southern Miss.	62 58
												210	A	SMU	67 66
												219	H	Central Ark.	65 38
												224	A	Tulsa	50 46
												224	H	Tulsa	64 62
												259	H	South Alabama	53 62
												284	H	Ga. Southern	56 40
LAST 10 Division I															
224	A	Tulsa	50 46	183	H	Memphis	59 55								
76	A	South Fla.	56 63	224	H	Tulsa	64 62								
61	H	UCF	60 59	166	A	Wichita St.	61 56								
98	H	Cincinnati	64 59	284	H	Ga. Southern	56 40								
210	A	SMU	67 66	50	H	Colorado	52 62								

Non-Div I Games:

Tulane

■ Loss,
 ■ Non-Conf,
 ■ S Site,
 ■ H Home
 ■ A Away
 N Neutral

Average RPI Win:	245	WON-LOST	WINNING	LAST 10	STRENGTH OF	OPP. STRENGTH	TEAM	ADJ.	CONF.	ADJ CONF.
Average RPI Loss:	105	RECORD	PCT. RANK	GAMES	SCHEDULE	OF SCHEDULE	RPI	RPI	RPI	RPI
DIV. I ONLY	6- 15	284	3-7	82	100	224	224	9	9	
DIV. I NON-CONF.	5- 8	221	2-0	84	169	186	186	9	9	
TOTALS	RPI 1-25	RPI 26-50	W-L RECORDS	RPI 51-100	RPI 101-150	RPI 150+				
6- 15	0- 1	0- 4	OVERALL	0- 3	0- 3	6- 4				
5- 5	0- 0	0- 1	HOME	0- 2	0- 2	5- 0				
1- 8	0- 1	0- 1	AWAY	0- 1	0- 1	1- 4				
0- 2	0- 0	0- 2	NEUTRAL	0- 0	0- 0	0- 0				
5- 8	0- 0	0- 4	NON-CONFERENCE	0- 1	0- 1	5- 2				
4- 2	0- 0	0- 1	HOME	0- 0	0- 1	4- 0				
1- 4	0- 0	0- 1	AWAY	0- 1	0- 0	1- 2				
0- 2	0- 0	0- 2	NEUTRAL	0- 0	0- 0	0- 0				
1- 7	0- 1	0- 0	CONFERENCE	0- 2	0- 2	1- 2				
1- 3	0- 0	0- 0	HOME	0- 2	0- 1	1- 0				
0- 4	0- 1	0- 0	AWAY	0- 0	0- 1	0- 2				
0- 0	0- 0	0- 0	NEUTRAL	0- 0	0- 0	0- 0				

RPI	S	Opponent	Score	RPI	S	Opponent	Score	RPI	S	Opponent	Score	RPI	S	Opponent	Score	Team's RPI: 224
10	A	UConn	34 92	28	N	Western Ky.	63 76	53	H	Temple	65 74	111	H	SFA	63 67	
				36	N	Marquette	60 61	76	H	South Fla.	52 68	123	A	Tulane	62 64	
				41	A	Arkansas	41 91	88	A	Abilene Christian	63 73	123	H	Tulane	46 50	
				44	H	Oklahoma St.	48 78					166	A	Wichita St.	46 57	
												201	A	Little Rock	51 63	
												210	A	SMU	38 57	
												211	H	Arkansas St.	79 77	
												217	A	UTEP	58 51	
												241	H	Oral Roberts	67 65	
												258	A	Stetson	60 66	
												262	H	LMU (CA)	75 56	
												268	H	East Carolina	58 56	
												270	H	Colorado St.	61 55	
LAST 10 Division I																
123	H	Tulane	46 50	76	H	South Fla.	52 68									
210	A	SMU	38 57	123	A	Tulane	62 64									
268	H	East Carolina	58 56	53	H	Temple	65 74									
10	A	UConn	34 92	217	A	UTEP	58 51									
166	A	Wichita St.	46 57	270	H	Colorado St.	61 55									

Non-Div I Games:

Tulsa

Average RPI Win:	212	WON-LOST	WINNING	LAST 10	STRENGTH OF	OPP. STRENGTH	TEAM	ADJ.	CONF.	ADJ CONF.
Average RPI Loss:	107	RECORD	PCT. RANK	GAMES	SCHEDULE	OF SCHEDULE	RPI	RPI	RPI	RPI
DIV. I ONLY	12- 7	94	7-3	185	126	127	127	13	13	
DIV. I NON-CONF.	6- 4	123	1-0	214	129	151	151	14	14	
TOTALS	RPI 1-25	RPI 26-50	W-L RECORDS	RPI 51-100	RPI 101-150	RPI 150+				
12- 7	0- 0	1- 3	OVERALL	0- 1	2- 1	9- 2				
8- 2	0- 0	1- 0	HOME	0- 1	1- 1	6- 0				
3- 4	0- 0	0- 2	AWAY	0- 0	0- 0	3- 2				
1- 1	0- 0	0- 1	NEUTRAL	0- 0	1- 0	0- 0				
6- 4	0- 0	0- 2	NON-CONFERENCE	0- 0	2- 1	4- 1				
4- 1	0- 0	0- 0	HOME	0- 0	1- 1	3- 0				
1- 2	0- 0	0- 1	AWAY	0- 0	0- 0	1- 1				
1- 1	0- 0	0- 1	NEUTRAL	0- 0	1- 0	0- 0				
6- 3	0- 0	1- 1	CONFERENCE	0- 1	0- 0	5- 1				
4- 1	0- 0	1- 0	HOME	0- 1	0- 0	3- 0				
2- 2	0- 0	0- 1	AWAY	0- 0	0- 0	2- 1				
0- 0	0- 0	0- 0	NEUTRAL	0- 0	0- 0	0- 0				

RPI	S	Opponent	Score	RPI	S	Opponent	Score	RPI	S	Opponent	Score	RPI	S	Opponent	Score	Team's RPI: 127
28	A	Western Ky.	65 69	70	H	Charlotte	75 83	109	H	Boise St.	81 83	110	N	Texas Southern	84 68	
30	H	Old Dominion	76 65					130	H	Auburn	80 75	163	H	Fla. Atlantic	92 73	
45	A	Oklahoma	75 82					168	H	Samford	76 69	183	A	Memphis	52 77	
50	N	Colorado	69 77					190	A	Southern Miss.	74 68	250	A	Louisiana Tech	71 51	
								259	H	South Alabama	77 61	267	A	Marshall	56 61	
								292	H	FIU	71 58	302	H	UTSA	94 55	
								318	A	Alcorn	86 65	327	H	McNeese	97 70	
LAST 10 Division I																
302	H	UTSA	94 55	267	A	Marshall	56 61									
250	A	Louisiana Tech	71 51	28	A	Western Ky.	65 69									
190	A	Southern Miss.	74 68	30	H	Old Dominion	76 65									
163	H	Fla. Atlantic	92 73	70	H	Charlotte	75 83									
292	H	FIU	71 58	110	N	Texas Southern	84 68									

Non-Div I Games: Ala.-Huntsville 74 57 Tuskegee 103 60

UAB

Loss, Non-Conf, S Site, H Home A Away N Neutral

Average RPI Win:	248	WON-LOST	WINNING	LAST 10	STRENGTH OF	OPP. STRENGTH	TEAM	ADJ.	CONF.	ADJ CONF.
Average RPI Loss:	143	RECORD	PCT. RANK	GAMES	SCHEDULE	OF SCHEDULE	RPI	RPI	RPI	RPI
DIV. I ONLY	9- 9	171	6-4	218	199	185	185	28	28	
DIV. I NON-CONF.	4- 8	235	1-3	149	164	221	221	26	26	
TOTALS	RPI 1-25	RPI 26-50	W-L RECORDS	RPI 51-100	RPI 101-150	RPI 150+				
9- 9	0- 1	0- 0	OVERALL	0- 2	0- 1	9- 5				
6- 2	0- 0	0- 0	HOME	0- 0	0- 0	6- 2				
3- 7	0- 1	0- 0	AWAY	0- 2	0- 1	3- 3				
0- 0	0- 0	0- 0	NEUTRAL	0- 0	0- 0	0- 0				
4- 8	0- 1	0- 0	NON-CONFERENCE	0- 2	0- 1	4- 4				
3- 2	0- 0	0- 0	HOME	0- 0	0- 0	3- 2				
1- 6	0- 1	0- 0	AWAY	0- 2	0- 1	1- 2				
0- 0	0- 0	0- 0	NEUTRAL	0- 0	0- 0	0- 0				
5- 1	0- 0	0- 0	CONFERENCE	0- 0	0- 0	5- 1				
3- 0	0- 0	0- 0	HOME	0- 0	0- 0	3- 0				
2- 1	0- 0	0- 0	AWAY	0- 0	0- 0	2- 1				
0- 0	0- 0	0- 0	NEUTRAL	0- 0	0- 0	0- 0				

RPI 1-25				RPI 26-50				RPI 51-100				RPI 101+ Team's RPI: 185			
RPI	S	Opponent	Score	RPI	S	Opponent	Score	RPI	S	Opponent	Score	RPI	S	Opponent	Score
4	A	Stanford	55 67					63	A	Minnesota	67 76	115	A	Montana St.	65 77
								82	A	Fresno St.	65 73	160	H	Santa Clara	61 62
												167	A	Saint Mary's (CA)	74 83
												189	H	Boston U.	75 68
												191	H	Portland St.	70 76
												193	A	Northern Ariz.	71 61
												194	H	Hawaii	62 49
												227	A	Pepperdine	67 70
												234	H	San Francisco	79 67
												253	H	CSUN	61 39
												261	H	Long Beach St.	57 55
												263	A	UC Santa Barbara	56 46
												282	A	UC Riverside	70 75
												316	H	Sacramento St.	77 75
												333	A	Cal Poly	42 36
LAST 10 Division I															
253	H	CSUN	61 39	282	A	UC Riverside	70 75								
333	A	Cal Poly	42 36	4	A	Stanford	55 67								
263	A	UC Santa Barbara	56 46	227	A	Pepperdine	67 70								
261	H	Long Beach St.	57 55	63	A	Minnesota	67 76								
194	H	Hawaii	62 49	193	A	Northern Ariz.	71 61								

Non-Div I Games: William Jessup 96 32

UC Davis

■ Loss,
 ■ Non-Conf,
 ■ S Site,
 ■ H Home
 ■ A Away
 N Neutral

Average RPI Win: 228	WON-LOST	WINNING	LAST 10	STRENGTH OF	OPP. STRENGTH	TEAM	ADJ.	CONF.	ADJ CONF.
Average RPI Loss: 188	RECORD	PCT. RANK	GAMES	SCHEDULE	OF SCHEDULE	RPI	RPI	RPI	RPI
DIV. I ONLY	4- 15	307	1-9	215	223	301	301	28	28
DIV. I NON-CONF.	3- 10	282	0-4	123	186	265	265	26	26
TOTALS	RPI 1-25	RPI 26-50	W-L RECORDS	RPI 51-100	RPI 101-150	RPI 150+			
4- 15	0- 1	0- 0	OVERALL	0- 3	1- 0	3- 11			
2- 4	0- 0	0- 0	HOME	0- 0	1- 0	1- 4			
1- 7	0- 1	0- 0	AWAY	0- 1	0- 0	1- 5			
1- 4	0- 0	0- 0	NEUTRAL	0- 2	0- 0	1- 2			
3- 10	0- 1	0- 0	NON-CONFERENCE	0- 3	1- 0	2- 6			
2- 1	0- 0	0- 0	HOME	0- 0	1- 0	1- 1			
0- 5	0- 1	0- 0	AWAY	0- 1	0- 0	0- 3			
1- 4	0- 0	0- 0	NEUTRAL	0- 2	0- 0	1- 2			
1- 5	0- 0	0- 0	CONFERENCE	0- 0	0- 0	1- 5			
0- 3	0- 0	0- 0	HOME	0- 0	0- 0	0- 3			
1- 2	0- 0	0- 0	AWAY	0- 0	0- 0	1- 2			
0- 0	0- 0	0- 0	NEUTRAL	0- 0	0- 0	0- 0			

RPI 1-25				RPI 26-50				RPI 51-100				RPI 101+ Team's RPI: 301			
RPI	S	Opponent	Score	RPI	S	Opponent	Score	RPI	S	Opponent	Score	RPI	S	Opponent	Score
11	A	Oregon St.	57 86					89	A	Washington St.	59 87	126	H	San Jose St.	79 77
								93	N	Vanderbilt	63 76	169	N	North Ala.	60 88
								95	N	Davidson	72 78	191	H	Portland St.	61 70
												191	N	Portland St.	83 75
												194	A	Hawaii	70 94
												207	A	Southern Utah	68 82
												210	A	SMU	56 59
												234	N	San Francisco	61 68
												253	A	CSUN	62 70
												253	H	CSUN	51 56
												261	H	Long Beach St.	46 56
												262	H	LMU (CA)	80 65
												263	H	UC Santa Barbara	61 65
												296	A	Denver	75 83
												333	A	Cal Poly	68 57
LAST 10 Division I															
194	A	Hawaii	70 94	253	A	CSUN	62 70								
261	H	Long Beach St.	46 56	210	A	SMU	56 59								
253	H	CSUN	51 56	234	N	San Francisco	61 68								
333	A	Cal Poly	68 57	93	N	Vanderbilt	63 76								
263	H	UC Santa Barbara	61 65	89	A	Washington St.	59 87								

Non-Div I Games: Westcliff 93 41

UC Irvine

■ Loss,
 ■ Non-Conf,
 ■ S Site,
 ■ H Home
 ■ A Away
 N Neutral

UC Riverside

Through Games Of Jan. 31, 2020

Average RPI Win:	255	WON-LOST	WINNING	LAST 10	STRENGTH OF	OPP. STRENGTH	TEAM	ADJ.	CONF.	ADJ CONF.
Average RPI Loss:	181	RECORD	PCT. RANK	GAMES	SCHEDULE	OF SCHEDULE	RPI	RPI	RPI	RPI
DIV. I ONLY	6- 14	275	3-7	222	221	282	282	28	28	
DIV. I NON-CONF.	4- 10	259	1-3	161	221	248	248	26	26	
TOTALS	RPI 1-25	RPI 26-50	W-L RECORDS	RPI 51-100	RPI 101-150	RPI 150+				
6- 14	0- 1	0- 1	OVERALL	0- 1	0- 2	6- 9				
5- 3	0- 0	0- 0	HOME	0- 1	0- 0	5- 2				
1- 11	0- 1	0- 1	AWAY	0- 0	0- 2	1- 7				
0- 0	0- 0	0- 0	NEUTRAL	0- 0	0- 0	0- 0				
4- 10	0- 1	0- 1	NON-CONFERENCE	0- 1	0- 2	4- 5				
3- 2	0- 0	0- 0	HOME	0- 1	0- 0	3- 1				
1- 8	0- 1	0- 1	AWAY	0- 0	0- 2	1- 4				
0- 0	0- 0	0- 0	NEUTRAL	0- 0	0- 0	0- 0				
2- 4	0- 0	0- 0	CONFERENCE	0- 0	0- 0	2- 4				
2- 1	0- 0	0- 0	HOME	0- 0	0- 0	2- 1				
0- 3	0- 0	0- 0	AWAY	0- 0	0- 0	0- 3				
0- 0	0- 0	0- 0	NEUTRAL	0- 0	0- 0	0- 0				

RPI 1-25				RPI 26-50				RPI 51-100				RPI 101+				Team's RPI: 282
RPI	S	Opponent	Score	RPI	S	Opponent	Score	RPI	S	Opponent	Score	RPI	S	Opponent	Score	
1	A	Oregon	41 84	26	A	Arizona	27 70	87	H	Southern California	59 76	104	A	VCU	51 67	
												139	A	California	61 84	
												155	H	CSU Bakersfield	53 52	
												185	H	UC Davis	75 70	
												194	A	Hawaii	57 80	
												194	H	Hawaii	59 65	
												195	A	New Mexico	70 80	
												207	A	Southern Utah	68 79	
												217	A	UTEP	50 63	
												261	A	Long Beach St.	67 73	
												263	H	UC Santa Barbara	66 61	
												270	A	Colorado St.	40 52	
												293	H	California Baptist	80 64	
												305	H	Weber St.	54 64	
												310	A	New Mexico St.	60 58	
												323	H	Utah Valley	67 53	
												333	A	Cal Poly	70 75	
LAST 10 Division I																
				261	A	Long Beach St.	67 73			185	H	UC Davis	75 70			
				194	H	Hawaii	59 65			155	H	CSU Bakersfield	53 52			
				333	A	Cal Poly	70 75			104	A	VCU	51 67			
				263	H	UC Santa Barbara	66 61			207	A	Southern Utah	68 79			
				194	A	Hawaii	57 80			1	A	Oregon	41 84			

Non-Div I Games:

UC Riverside

■ Loss,
■ Non-Conf,
■ S Site,
■ H Home
■ A Away
N Neutral

Average RPI Win:	269	WON-LOST	WINNING	LAST 10	STRENGTH OF	OPP. STRENGTH	TEAM	ADJ.	CONF.	ADJ CONF.
Average RPI Loss:	177	RECORD	PCT. RANK	GAMES	SCHEDULE	OF SCHEDULE	RPI	RPI	RPI	RPI
DIV. I ONLY	7- 11	237	3-7	221	315	263	263	28	28	
DIV. I NON-CONF.	4- 8	235	0-4	153	300	253	253	26	26	
TOTALS	RPI 1-25	RPI 26-50	W-L RECORDS	RPI 51-100	RPI 101-150	RPI 150+				
7- 11	0- 0	0- 1	OVERALL	1- 0	0- 3	6- 7				
4- 4	0- 0	0- 0	HOME	1- 0	0- 2	3- 2				
2- 6	0- 0	0- 1	AWAY	0- 0	0- 0	2- 5				
1- 1	0- 0	0- 0	NEUTRAL	0- 0	0- 1	1- 0				
4- 8	0- 0	0- 1	NON-CONFERENCE	1- 0	0- 3	3- 4				
3- 2	0- 0	0- 0	HOME	1- 0	0- 2	2- 0				
0- 5	0- 0	0- 1	AWAY	0- 0	0- 0	0- 4				
1- 1	0- 0	0- 0	NEUTRAL	0- 0	0- 1	1- 0				
3- 3	0- 0	0- 0	CONFERENCE	0- 0	0- 0	3- 3				
1- 2	0- 0	0- 0	HOME	0- 0	0- 0	1- 2				
2- 1	0- 0	0- 0	AWAY	0- 0	0- 0	2- 1				
0- 0	0- 0	0- 0	NEUTRAL	0- 0	0- 0	0- 0				

RPI S	Opponent	Score	RPI S	Opponent	Score	RPI S	Opponent	Score	RPI S	Opponent	Score	Team's RPI: 263
26	A Arizona	42 61	87	H Southern California	57 46	111	N SFA	56 67	117	H Pacific	53 63	
						126	H San Jose St.	70 73	155	A CSU Bakersfield	62 66	
						167	A Saint Mary's (CA)	43 64	185	H UC Davis	46 56	
						235	A Cal St. Fullerton	75 66	235	H Cal St. Fullerton	68 70	
						249	A Grand Canyon	57 58	255	H San Diego St.	64 52	
						282	A UC Riverside	61 66	293	A California Baptist	81 85	
						301	A UC Irvine	65 61	323	H Utah Valley	59 51	
						333	H Cal Poly	52 50	348	N Chicago St.	96 65	
LAST 10 Division I												
235	A Cal St. Fullerton	75 66	235	H Cal St. Fullerton	68 70							
185	H UC Davis	46 56	26	A Arizona	42 61							
282	A UC Riverside	61 66	249	A Grand Canyon	57 58							
301	A UC Irvine	65 61	155	A CSU Bakersfield	62 66							
333	H Cal Poly	52 50	117	H Pacific	53 63							

Non-Div I Games: Ottawa (AZ) 72 57

UC Santa Barbara

■ Loss,
 ■ Non-Conf,
 ■ S Site,
 ■ H Home
 ■ A Away
 N Neutral

Average RPI Win:	174	WON-LOST	WINNING	LAST 10	STRENGTH OF	OPP. STRENGTH	TEAM	ADJ.	CONF.	ADJ CONF.
Average RPI Loss:	53	RECORD	PCT. RANK	GAMES	SCHEDULE	OF SCHEDULE	RPI	RPI	RPI	RPI
DIV. I ONLY	11- 8	128	6-4	23	82	61	61	9	9	
DIV. I NON-CONF.	8- 4	90	3-0	23	100	46	46	9	9	
TOTALS	RPI 1-25	RPI 26-50	W-L RECORDS	RPI 51-100	RPI 101-150	RPI 150+				
11- 8	1- 2	0- 2	OVERALL	1- 3	1- 1	8- 0				
9- 1	1- 1	0- 0	HOME	0- 0	0- 0	8- 0				
2- 5	0- 0	0- 1	AWAY	1- 3	1- 1	0- 0				
0- 2	0- 1	0- 1	NEUTRAL	0- 0	0- 0	0- 0				
8- 4	1- 1	0- 2	NON-CONFERENCE	0- 1	1- 0	6- 0				
7- 0	1- 0	0- 0	HOME	0- 0	0- 0	6- 0				
1- 2	0- 0	0- 1	AWAY	0- 1	1- 0	0- 0				
0- 2	0- 1	0- 1	NEUTRAL	0- 0	0- 0	0- 0				
3- 4	0- 1	0- 0	CONFERENCE	1- 2	0- 1	2- 0				
2- 1	0- 1	0- 0	HOME	0- 0	0- 0	2- 0				
1- 3	0- 0	0- 0	AWAY	1- 2	0- 1	0- 0				
0- 0	0- 0	0- 0	NEUTRAL	0- 0	0- 0	0- 0				

RPI S	Opponent	Score	RPI S	Opponent	Score	RPI S	Opponent	Score	RPI S	Opponent	Score
8 N	UCLA	56 61	33 A	FGCU	50 72	53 A	Temple	65 67	111 A	SFA	63 57
10 H	UConn	52 59	43 N	James Madison	43 46	56 A	Belmont	37 72	123 A	Tulane	59 60
18 H	Central Mich.	64 58				76 A	South Fla.	64 57	161 H	Wright St.	69 53
						98 A	Cincinnati	64 81	167 H	Saint Mary's (CA)	67 58
									175 H	Quinnipiac	80 58
									183 H	Memphis	82 66
									220 H	Delaware	75 49
									258 H	Stetson	66 40
									268 H	East Carolina	91 55
									275 H	Pittsburgh	74 58
LAST 10 Division I											
53 A	Temple	65 67	98 A	Cincinnati	64 81						
183 H	Memphis	82 66	268 H	East Carolina	91 55						
123 A	Tulane	59 60	18 H	Central Mich.	64 58						
76 A	South Fla.	64 57	161 H	Wright St.	69 53						
10 H	UConn	52 59	167 H	Saint Mary's (CA)	67 58						

Non-Div I Games:

UCF

Average RPI Win:	118	WON-LOST	WINNING	LAST 10	STRENGTH OF	OPP. STRENGTH	TEAM	ADJ.	CONF.	ADJ CONF.
Average RPI Loss:	57	RECORD	PCT. RANK	GAMES	SCHEDULE	OF SCHEDULE	RPI	RPI	RPI	RPI
DIV. I ONLY	18- 2	11	8-2	41	22	8	8	1	1	
DIV. I NON-CONF.	11- 0	1	1-0	131	40	13	13	1	1	
TOTALS	RPI 1-25	RPI 26-50	W-L RECORDS	RPI 51-100	RPI 101-150	RPI 150+				
18- 2	2- 0	4- 1	OVERALL	5- 1	2- 0	5- 0				
11- 0	1- 0	2- 0	HOME	2- 0	2- 0	4- 0				
6- 2	1- 0	2- 1	AWAY	2- 1	0- 0	1- 0				
1- 0	0- 0	0- 0	NEUTRAL	1- 0	0- 0	0- 0				
11- 0	1- 0	2- 0	NON-CONFERENCE	2- 0	1- 0	5- 0				
6- 0	0- 0	1- 0	HOME	0- 0	1- 0	4- 0				
4- 0	1- 0	1- 0	AWAY	1- 0	0- 0	1- 0				
1- 0	0- 0	0- 0	NEUTRAL	1- 0	0- 0	0- 0				
7- 2	1- 0	2- 1	CONFERENCE	3- 1	1- 0	0- 0				
5- 0	1- 0	1- 0	HOME	2- 0	1- 0	0- 0				
2- 2	0- 0	1- 1	AWAY	1- 1	0- 0	0- 0				
0- 0	0- 0	0- 0	NEUTRAL	0- 0	0- 0	0- 0				

RPI	S	Opponent	Score	RPI	S	Opponent	Score	RPI	S	Opponent	Score	RPI	S	Opponent	Score
13	A	Indiana	68 58	26	A	Arizona	66 92	61	N	UCF	61 56	107	H	Washington	85 80
25	H	Arizona St.	68 66	26	H	Arizona	70 58	71	A	Georgia	59 50	117	H	Pacific	68 57
				37	H	Yale	100 65	87	A	Southern California	68 70	226	H	Northern Colo.	92 58
				42	A	Virginia	73 62	87	H	Southern California	83 59	253	A	CSUN	58 44
				50	A	Colorado	65 62	89	H	Washington St.	66 50	261	H	Long Beach St.	86 51
								100	A	Utah	84 54	262	H	LMU (CA)	74 52
												305	H	Weber St.	85 45
LAST 10 Division I															
				26	A	Arizona	66 92	100	A	Utah	84 54				
				89	H	Washington St.	66 50	26	H	Arizona	70 58				
				107	H	Washington	85 80	25	H	Arizona St.	68 66				
				87	A	Southern California	68 70	87	H	Southern California	83 59				
				50	A	Colorado	65 62	13	A	Indiana	68 58				

Non-Div I Games:

UCLA

■ Loss,
 ■ Non-Conf, S Site,
 ■ Home
 ■ Away
 N Neutral

Average RPI Win:	286	WON-LOST	WINNING	LAST 10	STRENGTH OF	OPP. STRENGTH	TEAM	ADJ.	CONF.	ADJ CONF.
Average RPI Loss:	188	RECORD	PCT. RANK	GAMES	SCHEDULE	OF SCHEDULE	RPI	RPI	RPI	RPI
DIV. I ONLY	3- 18	333	2-8	279	253	334	334	21	21	
DIV. I NON-CONF.	1- 10	329	0	300	227	337	337	19	19	
TOTALS	RPI 1-25	RPI 26-50	W-L RECORDS	RPI 51-100	RPI 101-150	RPI 150+				
3- 18	0- 1	0- 0	OVERALL	0- 1	0- 4	3- 12				
2- 9	0- 1	0- 0	HOME	0- 1	0- 1	2- 6				
1- 9	0- 0	0- 0	AWAY	0- 0	0- 3	1- 6				
0- 0	0- 0	0- 0	NEUTRAL	0- 0	0- 0	0- 0				
1- 10	0- 1	0- 0	NON-CONFERENCE	0- 0	0- 3	1- 6				
0- 5	0- 1	0- 0	HOME	0- 0	0- 1	0- 3				
1- 5	0- 0	0- 0	AWAY	0- 0	0- 2	1- 3				
0- 0	0- 0	0- 0	NEUTRAL	0- 0	0- 0	0- 0				
2- 8	0- 0	0- 0	CONFERENCE	0- 1	0- 1	2- 6				
2- 4	0- 0	0- 0	HOME	0- 1	0- 0	2- 3				
0- 4	0- 0	0- 0	AWAY	0- 0	0- 1	0- 3				
0- 0	0- 0	0- 0	NEUTRAL	0- 0	0- 0	0- 0				

RPI 1-25			RPI 26-50			RPI 51-100			RPI 101+			Team's RPI: 334
RPI	S	Opponent	Score	RPI	S	Opponent	Score	RPI	S	Opponent	Score	
23	H	Florida St.	42 86					57	H	IUPUI	49 88	
								101	A	Kansas	50 91	
								131	A	Green Bay	36 73	
								146	H	Western Mich.	52 80	
								150	A	Kansas St.	40 84	
								161	H	Wright St.	43 58	
								162	A	Valparaiso	37 63	
								164	H	Eastern Mich.	59 68	
								192	A	Cleveland St.	44 84	
								197	A	Miami (OH)	35 85	
								223	H	Northern Ky.	46 88	
								236	A	Youngstown St.	65 77	
								236	H	Youngstown St.	59 53	
								251	H	Eastern Ill.	45 80	
								271	A	Milwaukee	55 71	
								273	H	Oakland	70 64	
								278	H	Indiana St.	40 61	
								315	A	Purdue Fort Wayne	50 61	
								317	H	Detroit Mercy	62 70	
								348	A	Chicago St.	73 61	
LAST 10 Division I												
236	H	Youngstown St.	59 53	161	H	Wright St.	43 58					
57	H	IUPUI	49 88	273	H	Oakland	70 64					
131	A	Green Bay	36 73	317	H	Detroit Mercy	62 70					
271	A	Milwaukee	55 71	236	A	Youngstown St.	65 77					
223	H	Northern Ky.	46 88	192	A	Cleveland St.	44 84					

Non-Div I Games:

UIC

■ Loss,
 ■ Non-Conf,
 S Site,
 ■ Home
 ■ Away
 N Neutral

U
M
B
CU
M
B
C

UMBC

Page 307

Average RPI Win: 283	WON-LOST	WINNING	LAST 10	STRENGTH OF	OPP. STRENGTH	TEAM	ADJ.	CONF.	ADJ CONF.
Average RPI Loss: 172	RECORD	PCT. RANK	GAMES	SCHEDULE	OF SCHEDULE	RPI	RPI	RPI	RPI
DIV. I ONLY	2- 15	336	2-8	179	284	324	324	30	30
DIV. I NON-CONF.	1- 10	329	1-3	126	172	309	309	31	31
TOTALS	RPI 1-25	RPI 26-50	W-L RECORDS	RPI 51-100	RPI 101-150	RPI 150+			
2- 15	0- 0	0- 2	OVERALL	0- 1	0- 5	2- 7			
2- 6	0- 0	0- 0	HOME	0- 0	0- 2	2- 4			
0- 9	0- 0	0- 2	AWAY	0- 1	0- 3	0- 3			
0- 0	0- 0	0- 0	NEUTRAL	0- 0	0- 0	0- 0			
1- 10	0- 0	0- 2	NON-CONFERENCE	0- 1	0- 4	1- 3			
1- 3	0- 0	0- 0	HOME	0- 0	0- 1	1- 2			
0- 7	0- 0	0- 2	AWAY	0- 1	0- 3	0- 1			
0- 0	0- 0	0- 0	NEUTRAL	0- 0	0- 0	0- 0			
1- 5	0- 0	0- 0	CONFERENCE	0- 0	0- 1	1- 4			
1- 3	0- 0	0- 0	HOME	0- 0	0- 1	1- 2			
0- 2	0- 0	0- 0	AWAY	0- 0	0- 0	0- 2			
0- 0	0- 0	0- 0	NEUTRAL	0- 0	0- 0	0- 0			

RPI 1-25			RPI 26-50			RPI 51-100			RPI 101+			Team's RPI: 324
RPI	S	Opponent	Score	RPI	S	Opponent	Score	RPI	S	Opponent	Score	
30	A	Old Dominion	39 48	70	A	Charlotte	44 64	105	A	Syracuse	50 65	
35	A	Virginia Tech	43 86					118	H	Richmond	52 64	
								134	A	UNC Greensboro	48 86	
								137	H	N.C. A&T	31 67	
								149	A	William & Mary	50 78	
								182	A	Norfolk St.	45 68	
								228	H	Georgetown	39 57	
								242	H	Howard	58 79	
								243	H	Mt. St. Mary's	78 76	
								265	H	Morgan St.	44 55	
								268	A	East Carolina	42 57	
								272	H	Longwood	62 71	
								322	H	N.C. Central	65 63	
								349	A	South Carolina St.	55 60	
LAST 10 Division I												
265	H	Morgan St.	44 55	242	H	Howard	58 79					
349	A	South Carolina St.	55 60	70	A	Charlotte	44 64					
182	A	Norfolk St.	45 68	228	H	Georgetown	39 57					
322	H	N.C. Central	65 63	272	H	Longwood	62 71					
137	H	N.C. A&T	31 67	243	H	Mt. St. Mary's	78 76					

Non-Div I Games: Greensboro 65 48 Wesley 75 29

UMES

Loss, Non-Conf, S Site, H Home A Away N Neutral

[illegible]

UMKC

Page 309

Average RPI Win:	298	WON-LOST	WINNING	LAST 10	STRENGTH OF	OPP. STRENGTH	TEAM	ADJ.	CONF.	ADJ CONF.
Average RPI Loss:	113	RECORD	PCT. RANK	GAMES	SCHEDULE	OF SCHEDULE	RPI	RPI	RPI	RPI
DIV. I ONLY	11- 10	167	8-2	242	321	209	209	27	27	
DIV. I NON-CONF.	4- 9	250	1-1	202	291	266	266	27	27	
TOTALS	RPI 1-25	RPI 26-50	W-L RECORDS	RPI 51-100	RPI 101-150	RPI 150+				
11- 10	0- 0	0- 1	OVERALL	0- 3	0- 4	11- 2				
7- 4	0- 0	0- 1	HOME	0- 0	0- 2	7- 1				
4- 6	0- 0	0- 0	AWAY	0- 3	0- 2	4- 1				
0- 0	0- 0	0- 0	NEUTRAL	0- 0	0- 0	0- 0				
4- 9	0- 0	0- 1	NON-CONFERENCE	0- 2	0- 4	4- 2				
2- 4	0- 0	0- 1	HOME	0- 0	0- 2	2- 1				
2- 5	0- 0	0- 0	AWAY	0- 2	0- 2	2- 1				
0- 0	0- 0	0- 0	NEUTRAL	0- 0	0- 0	0- 0				
7- 1	0- 0	0- 0	CONFERENCE	0- 1	0- 0	7- 0				
5- 0	0- 0	0- 0	HOME	0- 0	0- 0	5- 0				
2- 1	0- 0	0- 0	AWAY	0- 1	0- 0	2- 0				
0- 0	0- 0	0- 0	NEUTRAL	0- 0	0- 0	0- 0				

RPI	S	Opponent	Score	RPI	S	Opponent	Score	RPI	S	Opponent	Score	RPI	S	Opponent	Score	Team's RPI: 209
37	H	Yale	59 67	66	A	Boston College	46 89	101	A	Kansas	44 79	138	A	Providence	38 63	
				85	A	Stony Brook	41 60	140	H	Cornell	56 70	143	H	Massachusetts	58 74	
				91	A	Colgate	51 73	156	H	Dartmouth	51 62	170	A	Merrimack	50 73	
								186	A	Binghamton	66 56	244	H	Maine	66 57	
								264	H	New Hampshire	58 53	297	H	Vermont	61 47	
								303	H	UMBC	75 64	306	H	Albany (NY)	53 51	
								311	A	Bryant	55 35	331	H	Fairleigh Dickinson	61 56	
								344	A	Central Conn. St.	56 54	345	A	Hartford	68 63	
								347	H	LIU Brooklyn	65 56					
LAST 10 Division I																
85	A	Stony Brook	41 60	345	A	Hartford	68 63									
297	H	Vermont	61 47	303	H	UMBC	75 64									
306	H	Albany (NY)	53 51	264	H	New Hampshire	58 53									
244	H	Maine	66 57	331	H	Fairleigh Dickinson	61 56									
186	A	Binghamton	66 56	170	A	Merrimack	50 73									

Non-Div I Games:

UMass Lowell

 Loss,
 Non-Conf,
 S Site,
 H Home
 A Away
 N Neutral

UNC Asheville

Through Games Of Jan. 31, 2020

Average RPI Win:	264	WON-LOST	WINNING	LAST 10	STRENGTH OF	OPP. STRENGTH	TEAM	ADJ.	CONF.	ADJ CONF.
Average RPI Loss:	215	RECORD	PCT. RANK	GAMES	SCHEDULE	OF SCHEDULE	RPI	RPI	RPI	RPI
DIV. I ONLY	10- 7	123	6-4	327	334	225	225	26	26	
DIV. I NON-CONF.	4- 3	138	0	337	281	239	239	28	28	
TOTALS	RPI 1-25	RPI 26-50	W-L RECORDS	RPI 51-100	RPI 101-150	RPI 150+				
10- 7	0- 0	0- 0	OVERALL	0- 1	1- 1	9- 5				
4- 3	0- 0	0- 0	HOME	0- 0	1- 1	3- 2				
5- 4	0- 0	0- 0	AWAY	0- 1	0- 0	5- 3				
1- 0	0- 0	0- 0	NEUTRAL	0- 0	0- 0	1- 0				
4- 3	0- 0	0- 0	NON-CONFERENCE	0- 1	0- 1	4- 1				
1- 1	0- 0	0- 0	HOME	0- 0	0- 1	1- 0				
2- 2	0- 0	0- 0	AWAY	0- 1	0- 0	2- 1				
1- 0	0- 0	0- 0	NEUTRAL	0- 0	0- 0	1- 0				
6- 4	0- 0	0- 0	CONFERENCE	0- 0	1- 0	5- 4				
3- 2	0- 0	0- 0	HOME	0- 0	1- 0	2- 2				
3- 2	0- 0	0- 0	AWAY	0- 0	0- 0	3- 2				
0- 0	0- 0	0- 0	NEUTRAL	0- 0	0- 0	0- 0				

RPI 1-25			RPI 26-50			RPI 51-100			RPI 101+			Team's RPI: 225
RPI	S	Opponent	Score	RPI	S	Opponent	Score	RPI	S	Opponent	Score	
						59 A Miami (FL)	46 75	129 H Campbell			60 52	
								134 H UNC Greensboro			40 67	
								181 A Hampton			59 68	
								213 H High Point			76 60	
								229 H Gardner-Webb			59 65	
								237 A Radford			63 50	
								240 A ETSU			72 54	
								246 N Southern U.			53 34	
								257 A Winthrop			50 43	
								272 A Longwood			56 73	
								286 A Wofford			38 75	
								299 H Presbyterian			54 39	
								335 A Western Caro.			64 47	
								339 A USC Upstate			68 48	
								341 H Charleston So.			48 60	
								349 H South Carolina St.			82 51	
LAST 10 Division I												
257 A Winthrop			50 43	213 H High Point			76 60					
272 A Longwood			56 73	339 A USC Upstate			68 48					
229 H Gardner-Webb			59 65	129 H Campbell			60 52					
341 H Charleston So.			48 60	181 A Hampton			59 68					
237 A Radford			63 50	299 H Presbyterian			54 39					

Non-Div I Games: Montreat 89 45 Lenoir-Rhyne 68 48

UNC Asheville

Loss, Non-Conf, S Site, H Home A Away N Neutral

UNC Greensboro

Through Games Of Jan. 31, 2020

Average RPI Win:	240	WON-LOST	WINNING	LAST 10	STRENGTH OF	OPP. STRENGTH	TEAM	ADJ.	CONF.	ADJ CONF.
Average RPI Loss:	158	RECORD	PCT. RANK	GAMES	SCHEDULE	OF SCHEDULE	RPI	RPI	RPI	RPI
DIV. I ONLY	13- 5	47	8-2	292	265	134	134	25	25	
DIV. I NON-CONF.	8- 4	90	3-1	187	304	102	102	22	22	
TOTALS	RPI 1-25	RPI 26-50	W-L RECORDS	RPI 51-100	RPI 101-150	RPI 150+				
13- 5	0- 0	0- 0	OVERALL	1- 0	1- 4	11- 1				
8- 1	0- 0	0- 0	HOME	0- 0	0- 1	8- 0				
5- 4	0- 0	0- 0	AWAY	1- 0	1- 3	3- 1				
0- 0	0- 0	0- 0	NEUTRAL	0- 0	0- 0	0- 0				
8- 4	0- 0	0- 0	NON-CONFERENCE	1- 0	1- 4	6- 0				
4- 1	0- 0	0- 0	HOME	0- 0	0- 1	4- 0				
4- 3	0- 0	0- 0	AWAY	1- 0	1- 3	2- 0				
0- 0	0- 0	0- 0	NEUTRAL	0- 0	0- 0	0- 0				
5- 1	0- 0	0- 0	CONFERENCE	0- 0	0- 0	5- 1				
4- 0	0- 0	0- 0	HOME	0- 0	0- 0	4- 0				
1- 1	0- 0	0- 0	AWAY	0- 0	0- 0	1- 1				
0- 0	0- 0	0- 0	NEUTRAL	0- 0	0- 0	0- 0				

RPI S	Opponent	Score	RPI S	Opponent	Score	RPI S	Opponent	Score	RPI S	Opponent	Score	Team's RPI: 134
						90	A Wake Forest	67 65	113	A Liberty	58 53	
									118	H Richmond	62 70	
									119	A Coastal Caro.	54 63	
									129	A Campbell	64 72	
									137	A N.C. A&T	48 57	
									177	A Furman	59 53	
									213	H High Point	82 70	
									225	A UNC Asheville	67 40	
									230	H Chattanooga	49 41	
									240	H ETSU	63 47	
									248	A Col. of Charleston	69 56	
									279	H Appalachian St.	54 47	
									286	A Wofford	61 66	
									320	H Mercer	67 51	
									324	H UMES	86 48	
									330	H Georgia St.	64 49	
									335	H Western Caro.	54 43	
LAST 10 Division I												
320	H Mercer	67 51	240	H ETSU	63 47							
286	A Wofford	61 66	279	H Appalachian St.	54 47							
177	A Furman	59 53	213	H High Point	82 70							
335	H Western Caro.	54 43	248	A Col. of Charleston	69 56							
230	H Chattanooga	49 41	137	A N.C. A&T	48 57							

Non-Div I Games: Erskine 106 44 Concord 80 45 Lenoir-Rhyne 84 59

UNC Greensboro

Loss, Non-Conf, S Site, H Home A Away N Neutral

Average RPI Win:	265	WON-LOST	WINNING	LAST 10	STRENGTH OF	OPP. STRENGTH	TEAM	ADJ.	CONF.	ADJ CONF.
Average RPI Loss:	143	RECORD	PCT. RANK	GAMES	SCHEDULE	OF SCHEDULE	RPI	RPI	RPI	RPI
DIV. I ONLY	5- 12	278	3-7	118	274	245	245	14	14	
DIV. I NON-CONF.	2- 7	288	0-2	111	336	274	274	13	13	
TOTALS	RPI 1-25	RPI 26-50	W-L RECORDS	RPI 51-100	RPI 101-150	RPI 150+				
5- 12	0- 1	0- 1	OVERALL	0- 3	1- 1	4- 6				
2- 6	0- 0	0- 1	HOME	0- 1	0- 1	2- 3				
3- 5	0- 1	0- 0	AWAY	0- 1	1- 0	2- 3				
0- 1	0- 0	0- 0	NEUTRAL	0- 1	0- 0	0- 0				
2- 7	0- 1	0- 0	NON-CONFERENCE	0- 2	0- 1	2- 3				
1- 3	0- 0	0- 0	HOME	0- 0	0- 1	1- 2				
1- 3	0- 1	0- 0	AWAY	0- 1	0- 0	1- 1				
0- 1	0- 0	0- 0	NEUTRAL	0- 1	0- 0	0- 0				
3- 5	0- 0	0- 1	CONFERENCE	0- 1	1- 0	2- 3				
1- 3	0- 0	0- 1	HOME	0- 1	0- 0	1- 1				
2- 2	0- 0	0- 0	AWAY	0- 0	1- 0	1- 2				
0- 0	0- 0	0- 0	NEUTRAL	0- 0	0- 0	0- 0				

RPI 1-25				RPI 26-50				RPI 51-100				RPI 101+ Team's RPI: 245			
RPI	S	Opponent	Score	RPI	S	Opponent	Score	RPI	S	Opponent	Score	RPI	S	Opponent	Score
17	A	NC State	40 80	43	H	James Madison	58 66	60	N	North Carolina	45 85	119	H	Coastal Caro.	43 62
								68	H	Drexel	72 73	149	A	William & Mary	72 55
								90	A	Wake Forest	55 65	157	A	Elon	53 77
												174	H	Towson	41 62
												215	H	Kennesaw St.	56 58
												220	H	Delaware	71 65
												248	A	Col. of Charleston	63 67
												257	H	Winthrop	63 75
												272	A	Longwood	58 59
												299	A	Presbyterian	70 60
												307	A	Hofstra	62 59
												349	H	South Carolina St.	84 46
LAST 10 Division I															
307	A	Hofstra	62 59	149	A	William & Mary	72 55								
248	A	Col. of Charleston	63 67	68	H	Drexel	72 73								
174	H	Towson	41 62	220	H	Delaware	71 65								
43	H	James Madison	58 66	60	N	North Carolina	45 85								
157	A	Elon	53 77	257	H	Winthrop	63 75								

Non-Div I Games: Catawba 75 78 Mount Olive 75 67

UNCW

Loss, Non-Conf, S Site, H Home A Away N Neutral

Average RPI Win:	165	WON-LOST	WINNING	LAST 10	STRENGTH OF	OPP. STRENGTH	TEAM	ADJ.	CONF.	ADJ CONF.
Average RPI Loss:	43	RECORD	PCT. RANK	GAMES	SCHEDULE	OF SCHEDULE	RPI	RPI	RPI	RPI
DIV. I ONLY	11- 7	111	6-4	81	19	52	52	7	7	
DIV. I NON-CONF.	7- 3	80	2-0	120	2	49	49	7	7	
TOTALS	RPI 1-25	RPI 26-50	W-L RECORDS	RPI 51-100	RPI 101-150	RPI 150+				
11- 7	1- 1	0- 3	OVERALL	3- 3	2- 0	5- 0				
6- 0	1- 0	0- 0	HOME	1- 0	1- 0	3- 0				
5- 5	0- 1	0- 2	AWAY	2- 2	1- 0	2- 0				
0- 2	0- 0	0- 1	NEUTRAL	0- 1	0- 0	0- 0				
7- 3	1- 0	0- 2	NON-CONFERENCE	2- 1	1- 0	3- 0				
3- 0	1- 0	0- 0	HOME	1- 0	0- 0	1- 0				
4- 1	0- 0	0- 1	AWAY	1- 0	1- 0	2- 0				
0- 2	0- 0	0- 1	NEUTRAL	0- 1	0- 0	0- 0				
4- 4	0- 1	0- 1	CONFERENCE	1- 2	1- 0	2- 0				
3- 0	0- 0	0- 0	HOME	0- 0	1- 0	2- 0				
1- 4	0- 1	0- 1	AWAY	1- 2	0- 0	0- 0				
0- 0	0- 0	0- 0	NEUTRAL	0- 0	0- 0	0- 0				

RPI S	Opponent	Score	RPI S	Opponent	Score	RPI S	Opponent	Score	RPI S	Opponent	Score
6	H Iowa	88 66	29	A Creighton	54 57	54	A Bradley	47 61	112	H Loyola Chicago	70 50
12	A Missouri St.	66 80	31	A Drake	87 104	55	A Iowa St.	71 63	148	A Missouri	78 73
			32	N Ohio St.	46 64	57	H IUPUI	51 50	166	A Wichita St.	61 50
						69	N Alabama	77 87	278	H Indiana St.	73 43
						75	A Illinois St.	57 65	280	H North Dakota St.	95 63
						94	A Southern Ill.	60 57	298	A Omaha	81 45
									326	H Evansville	76 60
LAST 10 Division I											
112	H Loyola Chicago	70 50	12	A Missouri St.	66 80						
75	A Illinois St.	57 65	94	A Southern Ill.	60 57						
54	A Bradley	47 61	31	A Drake	87 104						
278	H Indiana St.	73 43	55	A Iowa St.	71 63						
326	H Evansville	76 60	57	H IUPUI	51 50						

Non-Div I Games: Northwest Mo. St. 78 53

UNI

UNLVUNLV

UNLV

Page 315

USC Upstate

Through Games Of Jan. 31, 2020

Average RPI Win:	344	WON-LOST	WINNING	LAST 10	STRENGTH OF	OPP. STRENGTH	TEAM	ADJ.	CONF.	ADJ CONF.
Average RPI Loss:	199	RECORD	PCT. RANK	GAMES	SCHEDULE	OF SCHEDULE	RPI	RPI	RPI	RPI
DIV. I ONLY	4- 13	302	1-9	326	320	339	339	26	26	
DIV. I NON-CONF.	3- 4	201	0	340	215	304	304	28	28	
TOTALS	RPI 1-25	RPI 26-50	W-L RECORDS	RPI 51-100	RPI 101-150	RPI 150+				
4- 13	0- 1	0- 0	OVERALL	0- 1	0- 1	4- 10				
4- 4	0- 0	0- 0	HOME	0- 0	0- 0	4- 4				
0- 9	0- 1	0- 0	AWAY	0- 1	0- 1	0- 6				
0- 0	0- 0	0- 0	NEUTRAL	0- 0	0- 0	0- 0				
3- 4	0- 1	0- 0	NON-CONFERENCE	0- 1	0- 0	3- 2				
3- 0	0- 0	0- 0	HOME	0- 0	0- 0	3- 0				
0- 4	0- 1	0- 0	AWAY	0- 1	0- 0	0- 2				
0- 0	0- 0	0- 0	NEUTRAL	0- 0	0- 0	0- 0				
1- 9	0- 0	0- 0	CONFERENCE	0- 0	0- 1	1- 8				
1- 4	0- 0	0- 0	HOME	0- 0	0- 0	1- 4				
0- 5	0- 0	0- 0	AWAY	0- 0	0- 1	0- 4				
0- 0	0- 0	0- 0	NEUTRAL	0- 0	0- 0	0- 0				

RPI 1-25				RPI 26-50				RPI 51-100				RPI 101+ Team's RPI: 339			
RPI	S	Opponent	Score	RPI	S	Opponent	Score	RPI	S	Opponent	Score	RPI	S	Opponent	Score
2	A	South Carolina	32 112					71	A	Georgia	53 67	129	A	Campbell	38 50
												181	A	Hampton	40 60
												203	A	Jacksonville	43 87
												213	A	High Point	46 85
												225	H	UNC Asheville	48 68
												229	A	Gardner-Webb	53 63
												237	H	Radford	41 57
												257	H	Winthrop	38 52
												268	A	East Carolina	48 69
												272	H	Longwood	62 70
												299	A	Presbyterian	42 55
												335	H	Western Caro.	70 62
												341	H	Charleston So.	70 53
												349	H	South Carolina St.	58 47
												350	H	Florida A&M	74 61
LAST 10 Division I															
299	A	Presbyterian	42 55	257	H	Winthrop	38 52								
237	H	Radford	41 57	225	H	UNC Asheville	48 68								
229	A	Gardner-Webb	53 63	213	A	High Point	46 85								
181	A	Hampton	40 60	129	A	Campbell	38 50								
272	H	Longwood	62 70	341	H	Charleston So.	70 53								

Non-Div I Games: Mars Hill 89 31 UNKNOWN 71 49

USC Upstate

Loss, Non-Conf, S Site, H Home A Away N Neutral

Average RPI Win:	239	WON-LOST	WINNING	LAST 10	STRENGTH OF	OPP. STRENGTH	TEAM	ADJ.	CONF.	ADJ CONF.
Average RPI Loss:	55	RECORD	PCT. RANK	GAMES	SCHEDULE	OF SCHEDULE	RPI	RPI	RPI	RPI
DIV. I ONLY	12- 8	115	7-3	89	155	97	97	22	22	
DIV. I NON-CONF.	6- 6	164	1-1	71	64	111	111	21	21	
TOTALS	RPI 1-25	RPI 26-50	W-L RECORDS	RPI 51-100	RPI 101-150	RPI 150+				
12- 8	0- 3	0- 1	OVERALL	0- 2	2- 2	10- 0				
7- 2	0- 0	0- 0	HOME	0- 1	1- 1	6- 0				
5- 3	0- 1	0- 0	AWAY	0- 1	1- 1	4- 0				
0- 3	0- 2	0- 1	NEUTRAL	0- 0	0- 0	0- 0				
6- 6	0- 3	0- 1	NON-CONFERENCE	0- 1	1- 1	5- 0				
3- 2	0- 0	0- 0	HOME	0- 1	0- 1	3- 0				
3- 1	0- 1	0- 0	AWAY	0- 0	1- 0	2- 0				
0- 3	0- 2	0- 1	NEUTRAL	0- 0	0- 0	0- 0				
6- 2	0- 0	0- 0	CONFERENCE	0- 1	1- 1	5- 0				
4- 0	0- 0	0- 0	HOME	0- 0	1- 0	3- 0				
2- 2	0- 0	0- 0	AWAY	0- 1	0- 1	2- 0				
0- 0	0- 0	0- 0	NEUTRAL	0- 0	0- 0	0- 0				

RPI 1-25				RPI 26-50				RPI 51-100 Team's RPI: 97				RPI 101+			
RPI	S	Opponent	Score	RPI	S	Opponent	Score	RPI	S	Opponent	Score	RPI	S	Opponent	Score
1	N	Oregon	54 91	44	N	Oklahoma St.	47 60	64	A	Troy	69 85	110	H	Texas Southern	63 74
3	N	Louisville	67 76					83	H	Marist	57 73	119	A	Coastal Caro.	56 62
14	A	Northwestern	47 74									132	H	Louisiana	79 52
												150	A	Kansas St.	57 53
												161	H	Wright St.	68 62
												201	H	Little Rock	65 58
												210	H	SMU	51 46
												211	H	Arkansas St.	71 44
												238	A	North Texas	68 49
												259	A	South Alabama	68 45
												279	A	Appalachian St.	82 60
												337	A	Grambling	88 54
												346	H	La.-Monroe	72 34
												348	H	Chicago St.	84 53
LAST 10 Division I															
				64	A	Troy	69 85	279	A	Appalachian St.	82 60				
				259	A	South Alabama	68 45	201	H	Little Rock	65 58				
				346	H	La.-Monroe	72 34	211	H	Arkansas St.	71 44				
				132	H	Louisiana	79 52	110	H	Texas Southern	63 74				
				119	A	Coastal Caro.	56 62	210	H	SMU	51 46				

Non-Div I Games:

UT Arlington

■ Loss,
 ■ Non-Conf,
 ■ S Site,
 ■ H Home
 ■ A Away
 N Neutral

Average RPI Win:	207	WON-LOST	WINNING	LAST 10	STRENGTH OF	OPP. STRENGTH	TEAM	ADJ.	CONF.	ADJ CONF.
Average RPI Loss:	73	RECORD	PCT. RANK	GAMES	SCHEDULE	OF SCHEDULE	RPI	RPI	RPI	RPI
DIV. I ONLY	12- 8	115	8-2	85	120	73	73	20	20	
DIV. I NON-CONF.	4- 7	225	0-1	12	18	112	112	24	24	
TOTALS	RPI 1-25	RPI 26-50	W-L RECORDS	RPI 51-100	RPI 101-150	RPI 150+				
12- 8	0- 3	0- 1	OVERALL	2- 3	0- 0	10- 1				
8- 1	0- 1	0- 0	HOME	2- 0	0- 0	6- 0				
4- 7	0- 2	0- 1	AWAY	0- 3	0- 0	4- 1				
0- 0	0- 0	0- 0	NEUTRAL	0- 0	0- 0	0- 0				
4- 7	0- 3	0- 1	NON-CONFERENCE	1- 3	0- 0	3- 0				
4- 1	0- 1	0- 0	HOME	1- 0	0- 0	3- 0				
0- 6	0- 2	0- 1	AWAY	0- 3	0- 0	0- 0				
0- 0	0- 0	0- 0	NEUTRAL	0- 0	0- 0	0- 0				
8- 1	0- 0	0- 0	CONFERENCE	1- 0	0- 0	7- 1				
4- 0	0- 0	0- 0	HOME	1- 0	0- 0	3- 0				
4- 1	0- 0	0- 0	AWAY	0- 0	0- 0	4- 1				
0- 0	0- 0	0- 0	NEUTRAL	0- 0	0- 0	0- 0				

RPI 1-25				RPI 26-50				RPI 51-100				RPI 101+			
RPI	S	Opponent	Score	RPI	S	Opponent	Score	RPI	S	Opponent	Score	RPI	S	Opponent	Score
3	H	Louisville	63 71	41	A	Arkansas	46 96	56	H	Belmont	74 57	168	H	Samford	80 75
9	A	Gonzaga	55 78					57	H	IUPUI	57 51	176	A	Austin Peay	69 61
15	A	Mississippi St.	46 82					75	A	Illinois St.	47 70	176	H	Austin Peay	65 61
								94	A	Southern Ill.	59 70	208	A	Murray St.	89 64
								99	A	Saint Louis	50 56	208	H	Murray St.	98 56
												230	H	Chattanooga	78 51
												251	A	Eastern Ill.	70 74
												260	H	Lipscomb	83 67
												281	A	Eastern Ky.	65 50
												321	A	SIUE	79 39
												343	H	Tennessee St.	88 71
LAST 10 Division I															
281	A	Eastern Ky.	65 50	56	H	Belmont	74 57								
321	A	SIUE	79 39	343	H	Tennessee St.	88 71								
251	A	Eastern Ill.	70 74	176	A	Austin Peay	69 61								
176	H	Austin Peay	65 61	208	A	Murray St.	89 64								
208	H	Murray St.	98 56	41	A	Arkansas	46 96								

Non-Div I Games:

UT Martin

■ Loss,
 ■ Non-Conf, S Site,
 ■ Home
 ■ Away
 N Neutral

Average RPI Win:	266	WON-LOST	WINNING	LAST 10	STRENGTH OF	OPP. STRENGTH	TEAM	ADJ.	CONF.	ADJ CONF.
Average RPI Loss:	151	RECORD	PCT. RANK	GAMES	SCHEDULE	OF SCHEDULE	RPI	RPI	RPI	RPI
DIV. I ONLY	12- 7	94	5-5	293	230	217	217	13	13	
DIV. I NON-CONF.	7- 4	100	0-2	313	310	252	252	14	14	
TOTALS	RPI 1-25	RPI 26-50	W-L RECORDS	RPI 51-100	RPI 101-150	RPI 150+				
12- 7	0- 0	0- 2	OVERALL	0- 0	1- 1	11- 4				
10- 4	0- 0	0- 1	HOME	0- 0	1- 1	9- 2				
2- 3	0- 0	0- 1	AWAY	0- 0	0- 0	2- 2				
0- 0	0- 0	0- 0	NEUTRAL	0- 0	0- 0	0- 0				
7- 4	0- 0	0- 1	NON-CONFERENCE	0- 0	1- 0	6- 3				
6- 3	0- 0	0- 1	HOME	0- 0	1- 0	5- 2				
1- 1	0- 0	0- 0	AWAY	0- 0	0- 0	1- 1				
0- 0	0- 0	0- 0	NEUTRAL	0- 0	0- 0	0- 0				
5- 3	0- 0	0- 1	CONFERENCE	0- 0	0- 1	5- 1				
4- 1	0- 0	0- 0	HOME	0- 0	0- 1	4- 0				
1- 2	0- 0	0- 1	AWAY	0- 0	0- 0	1- 1				
0- 0	0- 0	0- 0	NEUTRAL	0- 0	0- 0	0- 0				

RPI 1-25			RPI 26-50			RPI 51-100			RPI 101+ Team's RPI: 217		
RPI	S	Opponent	Score	RPI	S	Opponent	Score	RPI	S	Opponent	Score
				26	H	Arizona	43 54	103	H	Rice	61 69
				48	A	Middle Tenn.	60 76	146	H	Western Mich.	76 46
								163	H	Fla. Atlantic	96 65
								190	A	Southern Miss.	89 72
								195	H	New Mexico	78 93
								210	A	SMU	56 60
								224	H	Tulsa	51 58
								238	H	North Texas	67 63
								250	A	Louisiana Tech	80 87
								282	H	UC Riverside	63 50
								292	H	FIU	64 34
								302	H	UTSA	94 54
								305	H	Weber St.	70 51
								310	A	New Mexico St.	63 57
								310	H	New Mexico St.	65 45
								318	H	Alcorn	92 47
								330	H	Georgia St.	71 68
LAST 10 Division I											
				48	A	Middle Tenn.	60 76	190	A	Southern Miss.	89 72
				238	H	North Texas	67 63	163	H	Fla. Atlantic	96 65
				103	H	Rice	61 69	292	H	FIU	64 34
				302	H	UTSA	94 54	224	H	Tulsa	51 58
				250	A	Louisiana Tech	80 87	210	A	SMU	56 60

Non-Div I Games:

UTEP

■ Loss,
 ■ Non-Conf,
 ■ S Site,
 ■ H Home
 ■ A Away
 N Neutral

Average RPI Win:	318	WON-LOST	WINNING	LAST 10	STRENGTH OF	OPP. STRENGTH	TEAM	ADJ.	CONF.	ADJ CONF.
Average RPI Loss:	191	RECORD	PCT. RANK	GAMES	SCHEDULE	OF SCHEDULE	RPI	RPI	RPI	RPI
DIV. I ONLY	4- 12	294	3-7	294	319	319	319	32	32	
DIV. I NON-CONF.	1- 8	322	0-3	171	214	320	320	32	32	
TOTALS	RPI 1-25	RPI 26-50	W-L RECORDS	RPI 51-100	RPI 101-150	RPI 150+				
4- 12	0- 0	0- 1	OVERALL	0- 1	0- 4	4- 6				
3- 3	0- 0	0- 0	HOME	0- 0	0- 2	3- 1				
1- 7	0- 0	0- 1	AWAY	0- 1	0- 2	1- 3				
0- 2	0- 0	0- 0	NEUTRAL	0- 0	0- 0	0- 2				
1- 8	0- 0	0- 1	NON-CONFERENCE	0- 1	0- 4	1- 2				
1- 2	0- 0	0- 0	HOME	0- 0	0- 2	1- 0				
0- 4	0- 0	0- 1	AWAY	0- 1	0- 2	0- 0				
0- 2	0- 0	0- 0	NEUTRAL	0- 0	0- 0	0- 2				
3- 4	0- 0	0- 0	CONFERENCE	0- 0	0- 0	3- 4				
2- 1	0- 0	0- 0	HOME	0- 0	0- 0	2- 1				
1- 3	0- 0	0- 0	AWAY	0- 0	0- 0	1- 3				
0- 0	0- 0	0- 0	NEUTRAL	0- 0	0- 0	0- 0				

RPI S	Opponent	Score	RPI S	Opponent	Score	RPI S	Opponent	Score	RPI S	Opponent	Score	Team's RPI: 319
34	A Texas	69 85	87	A Southern California	43 80	110	H Texas Southern	44 71	125	A A&M-Corpus Christi	50 61	
						125	H A&M-Corpus Christi	54 59	150	A Kansas St.	66 79	
						232	A UMKC	56 60	249	A Grand Canyon	60 62	
						261	N Long Beach St.	65 69	283	N Nevada	57 62	
						293	H California Baptist	87 68	302	H UTSA	75 64	
						310	A New Mexico St.	75 76	323	H Utah Valley	67 76	
						329	H Seattle U	85 81	348	A Chicago St.	87 67	
LAST 10 Division I												
249	A Grand Canyon	60 62	232	A UMKC	56 60							
310	A New Mexico St.	75 76	293	H California Baptist	87 68							
323	H Utah Valley	67 76	150	A Kansas St.	66 79							
329	H Seattle U	85 81	283	N Nevada	57 62							
348	A Chicago St.	87 67	261	N Long Beach St.	65 69							

Non-Div I Games: Tex. A&M Int'l 72 56 Tex. A&M-Kingsville 66 45 Texas Lutheran 98 46 Minot St. 75 56

UTRGV

Loss, Non-Conf, S Site, H Home A Away N Neutral

Average RPI Win:	289	WON-LOST	WINNING	LAST 10	STRENGTH OF	OPP. STRENGTH	TEAM	ADJ.	CONF.	ADJ CONF.
Average RPI Loss:	176	RECORD	PCT. RANK	GAMES	SCHEDULE	OF SCHEDULE	RPI	RPI	RPI	RPI
DIV. I ONLY	3- 13	316	2-8	216	241	302	302	13	13	
DIV. I NON-CONF.	1- 7	321	0-2	251	276	331	331	14	14	
TOTALS	RPI 1-25	RPI 26-50	W-L RECORDS	RPI 51-100	RPI 101-150	RPI 150+				
3- 13	0- 0	0- 1	OVERALL	0- 1	0- 2	3- 9				
2- 4	0- 0	0- 0	HOME	0- 0	0- 1	2- 3				
1- 8	0- 0	0- 1	AWAY	0- 0	0- 1	1- 6				
0- 1	0- 0	0- 0	NEUTRAL	0- 1	0- 0	0- 0				
1- 7	0- 0	0- 1	NON-CONFERENCE	0- 1	0- 0	1- 5				
1- 1	0- 0	0- 0	HOME	0- 0	0- 0	1- 1				
0- 5	0- 0	0- 1	AWAY	0- 0	0- 0	0- 4				
0- 1	0- 0	0- 0	NEUTRAL	0- 1	0- 0	0- 0				
2- 6	0- 0	0- 0	CONFERENCE	0- 0	0- 2	2- 4				
1- 3	0- 0	0- 0	HOME	0- 0	0- 1	1- 2				
1- 3	0- 0	0- 0	AWAY	0- 0	0- 1	1- 2				
0- 0	0- 0	0- 0	NEUTRAL	0- 0	0- 0	0- 0				

RPI 1-25			RPI 26-50			RPI 51-100			RPI 101+			Team's RPI: 302
RPI	S	Opponent	Score	RPI	S	Opponent	Score	RPI	S	Opponent	Score	
				34	A	Texas	53 84	100	N	Utah	45 91	
								103	H	Rice	62 74	
								127	A	UAB	55 94	
								153	A	Texas Tech	58 115	
								158	H	Sam Houston St.	77 81	
								163	H	Fla. Atlantic	53 80	
								190	A	Southern Miss.	65 82	
								194	A	Hawaii	50 62	
								217	A	UTEP	54 94	
								238	H	North Texas	55 79	
								250	A	Louisiana Tech	82 73	
								291	A	Texas St.	69 74	
								292	H	FIU	60 45	
								319	A	UTRGV	64 75	
								325	H	Incarinate Word	63 56	
LAST 10 Division I												
				127	A	UAB	55 94	250	A	Louisiana Tech	82 73	
				103	H	Rice	62 74	292	H	FIU	60 45	
				238	H	North Texas	55 79	163	H	Fla. Atlantic	53 80	
				217	A	UTEP	54 94	153	A	Texas Tech	58 115	
				190	A	Southern Miss.	65 82	158	H	Sam Houston St.	77 81	

Non-Div I Games: Texas Wesleyan 80 78 Southwest (NM) 79 62 Concordia (TX) 73 44

UTSA

Loss, Non-Conf, S Site, H Home A Away N Neutral

Average RPI Win:	188	WON-LOST	WINNING	LAST 10	STRENGTH OF	OPP. STRENGTH	TEAM	ADJ.	CONF.	ADJ CONF.
Average RPI Loss:	60	RECORD	PCT. RANK	GAMES	SCHEDULE	OF SCHEDULE	RPI	RPI	RPI	RPI
DIV. I ONLY	10- 10	171	4-6	58	32	100	100	1	1	
DIV. I NON-CONF.	7- 4	100	1-0	296	180	198	198	1	1	

TOTALS	RPI 1-25	RPI 26-50	W-L RECORDS	RPI 51-100	RPI 101-150	RPI 150+				
10- 10	0- 5	1- 1	OVERALL	2- 2	2- 1	5- 1				
5- 5	0- 2	0- 1	HOME	1- 1	0- 1	4- 0				
3- 5	0- 3	1- 0	AWAY	1- 1	1- 0	0- 1				
2- 0	0- 0	0- 0	NEUTRAL	0- 0	1- 0	1- 0				
7- 4	0- 0	0- 0	NON-CONFERENCE	1- 2	1- 1	5- 1				
4- 2	0- 0	0- 0	HOME	0- 1	0- 1	4- 0				
1- 2	0- 0	0- 0	AWAY	1- 1	0- 0	0- 1				
2- 0	0- 0	0- 0	NEUTRAL	0- 0	1- 0	1- 0				
3- 6	0- 5	1- 1	CONFERENCE	1- 0	1- 0	0- 0				
1- 3	0- 2	0- 1	HOME	1- 0	0- 0	0- 0				
2- 3	0- 3	1- 0	AWAY	0- 0	1- 0	0- 0				
0- 0	0- 0	0- 0	NEUTRAL	0- 0	0- 0	0- 0				

RPI 1-25				RPI 26-50				RPI 51-100 Team's RPI: 100				RPI 101+			
RPI	S	Opponent	Score	RPI	S	Opponent	Score	RPI	S	Opponent	Score	RPI	S	Opponent	Score
1	A	Oregon	51 88	50	A	Colorado	84 69	51	H	South Dakota	81 84	110	N	Texas Southern	61 52
1	H	Oregon	63 90	50	H	Colorado	70 80	67	A	BYU	77 73	138	H	Providence	60 67
4	A	Stanford	49 82					87	H	Southern California	67 65	139	A	California	71 62
8	H	UCLA	54 84					98	A	Cincinnati	62 68	233	A	Xavier	63 70
11	A	Oregon St.	48 77									241	H	Oral Roberts	78 58
												283	H	Nevada	68 62
												295	H	Eastern Wash.	87 49
												302	N	UTSA	91 45
												305	H	Weber St.	75 46

LAST 10 Division I															
1	H	Oregon	63 90	8	H	UCLA	54 84								
4	A	Stanford	49 82	1	A	Oregon	51 88								
139	A	California	71 62	11	A	Oregon St.	48 77								
50	A	Colorado	84 69	50	H	Colorado	70 80								
87	H	Southern California	67 65	305	H	Weber St.	75 46								

Non-Div I Games:

Utah

Average RPI Win:	275	WON-LOST	WINNING	LAST 10	STRENGTH OF	OPP. STRENGTH	TEAM	ADJ.	CONF.	ADJ CONF.
Average RPI Loss:	174	RECORD	PCT. RANK	GAMES	SCHEDULE	OF SCHEDULE	RPI	RPI	RPI	RPI
DIV. I ONLY	5- 15	294	2-8	179	247	287	287	17	17	
DIV. I NON-CONF.	4- 6	212	1-1	104	248	172	172	23	23	
TOTALS	RPI 1-25	RPI 26-50	W-L RECORDS	RPI 51-100	RPI 101-150	RPI 150+				
5- 15	0- 2	0- 0	OVERALL	0- 2	0- 3	5- 8				
3- 6	0- 0	0- 0	HOME	0- 0	0- 3	3- 3				
2- 9	0- 2	0- 0	AWAY	0- 2	0- 0	2- 5				
0- 0	0- 0	0- 0	NEUTRAL	0- 0	0- 0	0- 0				
4- 6	0- 2	0- 0	NON-CONFERENCE	0- 1	0- 1	4- 2				
3- 1	0- 0	0- 0	HOME	0- 0	0- 1	3- 0				
1- 5	0- 2	0- 0	AWAY	0- 1	0- 0	1- 2				
0- 0	0- 0	0- 0	NEUTRAL	0- 0	0- 0	0- 0				
1- 9	0- 0	0- 0	CONFERENCE	0- 1	0- 2	1- 6				
0- 5	0- 0	0- 0	HOME	0- 0	0- 2	0- 3				
1- 4	0- 0	0- 0	AWAY	0- 1	0- 0	1- 3				
0- 0	0- 0	0- 0	NEUTRAL	0- 0	0- 0	0- 0				

RPI	S	Opponent	Score	RPI	S	Opponent	Score	RPI	S	Opponent	Score	RPI	S	Opponent	Score	Team's RPI: 287
1	A	Oregon	52 109					67	A	BYU	50 67	109	H	Boise St.	59 65	
11	A	Oregon St.	46 75					82	A	Fresno St.	64 76	126	H	San Jose St.	61 76	
												141	H	Portland	64 70	
												188	H	UNLV	46 60	
												205	H	Wyoming	54 65	
												235	A	Cal St. Fullerton	62 83	
												238	H	North Texas	66 55	
												239	H	Idaho St.	69 61	
												255	A	San Diego St.	62 66	
												261	A	Long Beach St.	56 48	
												270	A	Colorado St.	55 56	
												283	A	Nevada	60 69	
												308	A	Air Force	53 52	
												308	H	Air Force	45 62	
												323	A	Utah Valley	49 57	
												329	H	Seattle U	70 63	
LAST 10 Division I																
205	H	Wyoming	54 65	308	H	Air Force	45 62									
270	A	Colorado St.	55 56	255	A	San Diego St.	62 66									
308	A	Air Force	53 52	188	H	UNLV	46 60									
109	H	Boise St.	59 65	323	A	Utah Valley	49 57									
283	A	Nevada	60 69	239	H	Idaho St.	69 61									

Non-Div I Games: Dixie St. 61 49

Utah St.

Utah Valley

Through Games Of Jan. 31, 2020

Average RPI Win:	304	WON-LOST	WINNING	LAST 10	STRENGTH OF	OPP. STRENGTH	TEAM	ADJ.	CONF.	ADJ CONF.
Average RPI Loss:	219	RECORD	PCT. RANK	GAMES	SCHEDULE	OF SCHEDULE	RPI	RPI	RPI	RPI
DIV. I ONLY	6- 12	257	6-4	339	330	323	323	32	32	
DIV. I NON-CONF.	1- 9	326	1-1	318	284	344	344	32	32	
TOTALS	RPI 1-25	RPI 26-50	W-L RECORDS	RPI 51-100	RPI 101-150	RPI 150+				
6- 12	0- 0	0- 0	OVERALL	0- 1	0- 1	6- 10				
4- 6	0- 0	0- 0	HOME	0- 0	0- 0	4- 6				
2- 6	0- 0	0- 0	AWAY	0- 1	0- 1	2- 4				
0- 0	0- 0	0- 0	NEUTRAL	0- 0	0- 0	0- 0				
1- 9	0- 0	0- 0	NON-CONFERENCE	0- 1	0- 1	1- 7				
1- 4	0- 0	0- 0	HOME	0- 0	0- 0	1- 4				
0- 5	0- 0	0- 0	AWAY	0- 1	0- 1	0- 3				
0- 0	0- 0	0- 0	NEUTRAL	0- 0	0- 0	0- 0				
5- 3	0- 0	0- 0	CONFERENCE	0- 0	0- 0	5- 3				
3- 2	0- 0	0- 0	HOME	0- 0	0- 0	3- 2				
2- 1	0- 0	0- 0	AWAY	0- 0	0- 0	2- 1				
0- 0	0- 0	0- 0	NEUTRAL	0- 0	0- 0	0- 0				

RPI S	Opponent	Score	RPI S	Opponent	Score	RPI S	Opponent	Score	RPI S	Opponent	Score	Team's RPI: 323
67	A	BYU	57	71		109	A	Boise St.	69	77		
						155	H	CSU Bakersfield	53	55		
						180	H	Montana	52	63		
						207	H	Southern Utah	58	71		
						232	H	UMKC	62	41		
						239	H	Idaho St.	61	88		
						249	H	Grand Canyon	59	66		
						263	A	UC Santa Barbara	51	59		
						282	A	UC Riverside	53	67		
						283	H	Nevada	57	60		
						287	H	Utah St.	57	49		
						293	A	California Baptist	67	80		
						305	A	Weber St.	46	72		
						310	A	New Mexico St.	58	54		
						319	A	UTRGV	76	67		
						329	H	Seattle U	70	58		
						348	H	Chicago St.	89	58		
LAST 10 Division I												
293	A	California Baptist	67	80	329	H	Seattle U	70	58			
249	H	Grand Canyon	59	66	232	H	UMKC	62	41			
155	H	CSU Bakersfield	53	55	348	H	Chicago St.	89	58			
319	A	UTRGV	76	67	287	H	Utah St.	57	49			
310	A	New Mexico St.	58	54	305	A	Weber St.	46	72			

Non-Div I Games: Antelope Valley 77 61 Ottawa (AZ) 99 50

Utah Valley

Loss, Non-Conf, S Site, H Home A Away N Neutral

Average RPI Win:	186	WON-LOST	WINNING	LAST 10	STRENGTH OF	OPP. STRENGTH	TEAM	ADJ.	CONF.	ADJ CONF.
Average RPI Loss:	105	RECORD	PCT. RANK	GAMES	SCHEDULE	OF SCHEDULE	RPI	RPI	RPI	RPI
DIV. I ONLY	12- 8	115	8-2	119	104	104	104	12	12	
DIV. I NON-CONF.	5- 8	221	1-2	145	93	219	219	12	12	
TOTALS	RPI 1-25	RPI 26-50	W-L RECORDS	RPI 51-100	RPI 101-150	RPI 150+				
12- 8	0- 0	1- 1	OVERALL	1- 4	3- 2	7- 1				
7- 3	0- 0	1- 0	HOME	0- 1	2- 2	4- 0				
4- 5	0- 0	0- 1	AWAY	1- 3	1- 0	2- 1				
1- 0	0- 0	0- 0	NEUTRAL	0- 0	0- 0	1- 0				
5- 8	0- 0	1- 1	NON-CONFERENCE	0- 4	0- 2	4- 1				
4- 3	0- 0	1- 0	HOME	0- 1	0- 2	3- 0				
0- 5	0- 0	0- 1	AWAY	0- 3	0- 0	0- 1				
1- 0	0- 0	0- 0	NEUTRAL	0- 0	0- 0	1- 0				
7- 0	0- 0	0- 0	CONFERENCE	1- 0	3- 0	3- 0				
3- 0	0- 0	0- 0	HOME	0- 0	2- 0	1- 0				
4- 0	0- 0	0- 0	AWAY	1- 0	1- 0	2- 0				
0- 0	0- 0	0- 0	NEUTRAL	0- 0	0- 0	0- 0				

RPI S	Opponent	Score	RPI S	Opponent	Score	RPI S	Opponent	Score	RPI S	Opponent	Score	Team's RPI: 104
30	H Old Dominion	62 49	48	A Middle Tenn.	63 86	66	A Boston College	52 87	118	H Richmond	53 50	
						76	A South Fla.	55 77	120	H Fordham	62 52	
						79	A Seton Hall	33 53	137	H N.C. A&T	58 69	
						98	H Cincinnati	56 58	143	A Massachusetts	61 46	
						99	A Saint Louis	65 52	149	H William & Mary	55 69	
									178	A Rhode Island	75 54	
									190	A Southern Miss.	39 51	
									199	H Saint Joseph's	47 40	
									221	A George Mason	82 63	
									268	H East Carolina	53 40	
									279	H Appalachian St.	66 38	
									282	H UC Riverside	67 51	
									298	N Omaha	74 66	
LAST 10 Division I												
120	H Fordham	62 52	199	H Saint Joseph's	47 40							
221	A George Mason	82 63	178	A Rhode Island	75 54							
143	A Massachusetts	61 46	137	H N.C. A&T	58 69							
118	H Richmond	53 50	282	H UC Riverside	67 51							
99	A Saint Louis	65 52	48	A Middle Tenn.	63 86							

Non-Div I Games:

VCU

■ Loss,
 ■ Non-Conf, S Site,
 ■ Home
 ■ Away
 N Neutral

Valparaiso

Through Games Of Jan. 31, 2020

Average RPI Win:	262	WON-LOST	WINNING	LAST 10	STRENGTH OF	OPP. STRENGTH	TEAM	ADJ.	CONF.	ADJ CONF.
Average RPI Loss:	64	RECORD	PCT. RANK	GAMES	SCHEDULE	OF SCHEDULE	RPI	RPI	RPI	RPI
DIV. I ONLY	11- 8	128	5-5	235	129	162	162	7	7	
DIV. I NON-CONF.	8- 3	68	2-0	325	206	141	141	7	7	
TOTALS	RPI 1-25	RPI 26-50	W-L RECORDS	RPI 51-100	RPI 101-150	RPI 150+				
11- 8	0- 2	0- 2	OVERALL	0- 3	1- 0	10- 1				
5- 4	0- 1	0- 0	HOME	0- 3	1- 0	4- 0				
6- 3	0- 1	0- 1	AWAY	0- 0	0- 0	6- 1				
0- 1	0- 0	0- 1	NEUTRAL	0- 0	0- 0	0- 0				
8- 3	0- 1	0- 1	NON-CONFERENCE	0- 0	0- 0	8- 1				
4- 0	0- 0	0- 0	HOME	0- 0	0- 0	4- 0				
4- 2	0- 1	0- 0	AWAY	0- 0	0- 0	4- 1				
0- 1	0- 0	0- 1	NEUTRAL	0- 0	0- 0	0- 0				
3- 5	0- 1	0- 1	CONFERENCE	0- 3	1- 0	2- 0				
1- 4	0- 1	0- 0	HOME	0- 3	1- 0	0- 0				
2- 1	0- 0	0- 1	AWAY	0- 0	0- 0	2- 0				
0- 0	0- 0	0- 0	NEUTRAL	0- 0	0- 0	0- 0				

RPI S	Opponent	Score	RPI S	Opponent	Score	RPI S	Opponent	Score	RPI S	Opponent	Score	Team's RPI: 162
12	H Missouri St.	68 81	31	A Drake	66 87	54	H Bradley	61 75	112	H Loyola Chicago	66 64	
14	A Northwestern	48 69	32	N Ohio St.	38 89	75	H Illinois St.	60 72	179	A Toledo	61 54	
						94	H Southern Ill.	51 67	196	A North Dakota	63 65	
									204	H Bowling Green	95 90	
									251	A Eastern Ill.	78 66	
									254	H Morehead St.	55 53	
									278	A Indiana St.	75 56	
									280	A North Dakota St.	66 54	
									317	A Detroit Mercy	77 58	
									326	A Evansville	88 66	
									334	H UIC	63 37	
									348	H Chicago St.	95 49	
LAST 10 Division I												
31	A Drake	66 87	278	A Indiana St.	75 56							
112	H Loyola Chicago	66 64	12	H Missouri St.	68 81							
54	H Bradley	61 75	94	H Southern Ill.	51 67							
75	H Illinois St.	60 72	251	A Eastern Ill.	78 66							
326	A Evansville	88 66	348	H Chicago St.	95 49							

Non-Div I Games:

Valparaiso

■ Loss,
 ■ Non-Conf, S Site,
 ■ Home
 ■ Away
 N Neutral

Vanderbilt

Through Games Of Jan. 31, 2020

Average RPI Win:	199	WON-LOST	WINNING	LAST 10	STRENGTH OF	OPP. STRENGTH	TEAM	ADJ.	CONF.	ADJ CONF.
Average RPI Loss:	50	RECORD	PCT. RANK	GAMES	SCHEDULE	OF SCHEDULE	RPI	RPI	RPI	RPI
DIV. I ONLY	12- 9	134	4-6	34	106	93	93	4	4	
DIV. I NON-CONF.	10- 3	58	2-0	107	271	76	76	5	5	
TOTALS	RPI 1-25	RPI 26-50	W-L RECORDS	RPI 51-100	RPI 101-150	RPI 150+				
12- 9	0- 3	0- 3	OVERALL	2- 2	2- 1	8- 0				
8- 5	0- 3	0- 2	HOME	1- 0	1- 0	6- 0				
3- 2	0- 0	0- 0	AWAY	1- 1	1- 1	1- 0				
1- 2	0- 0	0- 1	NEUTRAL	0- 1	0- 0	1- 0				
10- 3	0- 1	0- 1	NON-CONFERENCE	1- 1	1- 0	8- 0				
7- 1	0- 1	0- 0	HOME	1- 0	0- 0	6- 0				
2- 0	0- 0	0- 0	AWAY	0- 0	1- 0	1- 0				
1- 2	0- 0	0- 1	NEUTRAL	0- 1	0- 0	1- 0				
2- 6	0- 2	0- 2	CONFERENCE	1- 1	1- 1	0- 0				
1- 4	0- 2	0- 2	HOME	0- 0	1- 0	0- 0				
1- 2	0- 0	0- 0	AWAY	1- 1	0- 1	0- 0				
0- 0	0- 0	0- 0	NEUTRAL	0- 0	0- 0	0- 0				

RPI S	Opponent	Score	RPI S	Opponent	Score	RPI S	Opponent	Score	RPI S	Opponent	Score
2	H South Carolina	57 93	40	N Rutgers	56 62	69	A Alabama	61 98	107	A Washington	76 74
10	H UConn	51 64	41	H Arkansas	66 100	71	A Georgia	63 55	130	H Auburn	77 55
15	H Mississippi St.	52 68	49	H Tennessee	69 78	79	N Seton Hall	65 69	144	A Florida	60 68
						99	H Saint Louis	62 50	154	H Tennessee Tech	75 61
									173	H Columbia	72 51
									177	H Furman	74 46
									237	H Radford	80 46
									281	H Eastern Ky.	75 69
									301	N UC Irvine	76 63
									313	H Jacksonville St.	88 66
									343	A Tennessee St.	106 55
LAST 10 Division I											
49	H Tennessee	69 78	71	A Georgia	63 55						
69	A Alabama	61 98	144	A Florida	60 68						
15	H Mississippi St.	52 68	130	H Auburn	77 55						
41	H Arkansas	66 100	173	H Columbia	72 51						
2	H South Carolina	57 93	107	A Washington	76 74						

Non-Div I Games:

Vanderbilt

Loss, Non-Conf, S Site, H Home A Away N Neutral

Average RPI Win:	305	WON-LOST	WINNING	LAST 10	STRENGTH OF	OPP. STRENGTH	TEAM	ADJ.	CONF.	ADJ CONF.
Average RPI Loss:	181	RECORD	PCT. RANK	GAMES	SCHEDULE	OF SCHEDULE	RPI	RPI	RPI	RPI
DIV. I ONLY	8- 12	233	4-6	315	323	297	297	27	27	
DIV. I NON-CONF.	5- 7	205	1-1	308	309	298	298	27	27	
TOTALS	RPI 1-25	RPI 26-50	W-L RECORDS	RPI 51-100	RPI 101-150	RPI 150+				
8- 12	0- 0	0- 0	OVERALL	0- 2	0- 2	8- 8				
6- 4	0- 0	0- 0	HOME	0- 0	0- 1	6- 3				
2- 8	0- 0	0- 0	AWAY	0- 2	0- 1	2- 5				
0- 0	0- 0	0- 0	NEUTRAL	0- 0	0- 0	0- 0				
5- 7	0- 0	0- 0	NON-CONFERENCE	0- 1	0- 2	5- 4				
4- 2	0- 0	0- 0	HOME	0- 0	0- 1	4- 1				
1- 5	0- 0	0- 0	AWAY	0- 1	0- 1	1- 3				
0- 0	0- 0	0- 0	NEUTRAL	0- 0	0- 0	0- 0				
3- 5	0- 0	0- 0	CONFERENCE	0- 1	0- 0	3- 4				
2- 2	0- 0	0- 0	HOME	0- 0	0- 0	2- 2				
1- 3	0- 0	0- 0	AWAY	0- 1	0- 0	1- 2				
0- 0	0- 0	0- 0	NEUTRAL	0- 0	0- 0	0- 0				

RPI S	Opponent	Score	RPI S	Opponent	Score	RPI S	Opponent	Score	RPI S	Opponent	Score	Team's RPI: 297
						63	A Minnesota	58 90	112	A Loyola Chicago	76 78	
						85	A Stony Brook	49 67	143	H Massachusetts	49 83	
									156	A Dartmouth	55 72	
									170	A Merrimack	53 78	
									178	A Rhode Island	74 77	
									186	H Binghamton	65 62	
									209	A UMass Lowell	47 61	
									244	H Maine	47 65	
									247	H Saint Francis (PA)	69 73	
									264	H New Hampshire	51 59	
									275	H Navy	64 56	
									303	H UMBC	60 58	
									306	A Albany (NY)	49 58	
									311	H Bryant	71 66	
									332	H NJIT	65 59	
									338	H Canisius	76 53	
									345	A Hartford	63 53	
									347	A LIU Brooklyn	73 62	
LAST 10 Division I												
			264	H New Hampshire	51 59	303	H UMBC	60 58				
			209	A UMass Lowell	47 61	85	A Stony Brook	49 67				
			244	H Maine	47 65	306	A Albany (NY)	49 58				
			345	A Hartford	63 53	170	A Merrimack	53 78				
			186	H Binghamton	65 62	347	A LIU Brooklyn	73 62				

Non-Div I Games: Norwich 86 40

Vermont

Villanova

Through Games Of Jan. 31, 2020

Average RPI Win:	141	WON-LOST	WINNING	LAST 10	STRENGTH OF	OPP. STRENGTH	TEAM	ADJ.	CONF.	ADJ CONF.
Average RPI Loss:	72	RECORD	PCT. RANK	GAMES	SCHEDULE	OF SCHEDULE	RPI	RPI	RPI	RPI
DIV. I ONLY	12- 9	134	6-4	63	47	80	80	6	6	
DIV. I NON-CONF.	6- 5	151	1-0	78	53	92	92	6	6	
TOTALS	RPI 1-25	RPI 26-50	W-L RECORDS	RPI 51-100	RPI 101-150	RPI 150+				
12- 9	0- 1	2- 3	OVERALL	2- 3	3- 1	5- 1				
7- 4	0- 0	1- 2	HOME	0- 1	2- 1	4- 0				
5- 5	0- 1	1- 1	AWAY	2- 2	1- 0	1- 1				
0- 0	0- 0	0- 0	NEUTRAL	0- 0	0- 0	0- 0				
6- 5	0- 0	0- 1	NON-CONFERENCE	1- 2	2- 1	3- 1				
3- 2	0- 0	0- 1	HOME	0- 0	1- 1	2- 0				
3- 3	0- 0	0- 0	AWAY	1- 2	1- 0	1- 1				
0- 0	0- 0	0- 0	NEUTRAL	0- 0	0- 0	0- 0				
6- 4	0- 1	2- 2	CONFERENCE	1- 1	1- 0	2- 0				
4- 2	0- 0	1- 1	HOME	0- 1	1- 0	2- 0				
2- 2	0- 1	1- 1	AWAY	1- 0	0- 0	0- 0				
0- 0	0- 0	0- 0	NEUTRAL	0- 0	0- 0	0- 0				

RPI 1-25	RPI 26-50	RPI 51-100	Team's RPI: 80	RPI 101+
RPI S Opponent Score	RPI S Opponent Score	RPI S Opponent Score		RPI S Opponent Score
19 A DePaul 69 85	29 H Creighton 42 58	53 A Temple 69 74		114 H Penn 70 58
	36 A Marquette 52 57	68 A Drexel 52 54		120 A Fordham 73 66
	43 H James Madison 52 56	71 A Georgia 63 58		136 H George Washington 56 68
	46 A St. John's (NY) 67 62	79 A Seton Hall 61 55		138 H Providence 51 49
	46 H St. John's (NY) 66 64	96 H Butler 41 58		172 A American 54 76
				198 A La Salle 77 69
				199 H Saint Joseph's 60 44
				214 H Manhattan 63 51
				228 H Georgetown 74 53
				233 H Xavier 66 54
LAST 10 Division I				
46 H St. John's (NY) 66 64	233 H Xavier 66 54			
36 A Marquette 52 57	96 H Butler 41 58			
19 A DePaul 69 85	46 A St. John's (NY) 67 62			
228 H Georgetown 74 53	79 A Seton Hall 61 55			
114 H Penn 70 58	29 H Creighton 42 58			

Non-Div I Games:

Villanova

Loss, Non-Conf, S Site, H Home A Away N Neutral

Virginia

Through Games Of Jan. 31, 2020

Average RPI Win: 101		WON-LOST	WINNING	LAST 10	STRENGTH OF	OPP. STRENGTH	TEAM	ADJ.	CONF.	ADJ CONF.
Average RPI Loss: 39		RECORD	PCT. RANK	GAMES	SCHEDULE	OF SCHEDULE	RPI	RPI	RPI	RPI
DIV. I ONLY		8- 13	244	3-7	1	36	42	42	5	5
DIV. I NON-CONF.		5- 6	187	0	1	47	18	18	3	3
TOTALS		RPI 1-25	RPI 26-50	W-L RECORDS		RPI 51-100	RPI 101-150	RPI 150+		
8- 13	0- 6	3- 2		OVERALL		2- 5	1- 0	2- 0		
5- 4	0- 2	3- 1		HOME		1- 1	1- 0	0- 0		
3- 8	0- 3	0- 1		AWAY		1- 4	0- 0	2- 0		
0- 1	0- 1	0- 0		NEUTRAL		0- 0	0- 0	0- 0		
5- 6	0- 4	2- 1		NON-CONFERENCE		1- 1	0- 0	2- 0		
3- 2	0- 2	2- 0		HOME		1- 0	0- 0	0- 0		
2- 3	0- 1	0- 1		AWAY		0- 1	0- 0	2- 0		
0- 1	0- 1	0- 0		NEUTRAL		0- 0	0- 0	0- 0		
3- 7	0- 2	1- 1		CONFERENCE		1- 4	1- 0	0- 0		
2- 2	0- 0	1- 1		HOME		0- 1	1- 0	0- 0		
1- 5	0- 2	0- 0		AWAY		1- 3	0- 0	0- 0		
0- 0	0- 0	0- 0		NEUTRAL		0- 0	0- 0	0- 0		

RPI 1-25				RPI 26-50				Team's RPI: 42				RPI 51-100				RPI 101+			
RPI	S	Opponent	Score	RPI	S	Opponent	Score	RPI	S	Opponent	Score	RPI	S	Opponent	Score	RPI	S	Opponent	Score
3	A	Louisville	56 71	30	H	Old Dominion	56 53	60	A	North Carolina	68 78	124	H	Notre Dame	90 60				
8	H	UCLA	62 73	35	H	Virginia Tech	61 69	60	H	North Carolina	47 65	188	A	UNLV	63 55				
10	A	UConn	44 83	39	H	Duke	66 63	62	A	Georgia Tech	51 61	253	A	CSUN	72 47				
15	N	Mississippi St.	59 72	40	A	Rutgers	63 73	65	H	Bucknell	84 60								
17	A	NC State	60 80	43	H	James Madison	55 49	66	A	Boston College	69 52								
22	H	Kentucky	47 50					87	A	Southern California	49 59								
								90	A	Wake Forest	56 62								
LAST 10 Division I																			
				60	A	North Carolina	68 78	66	A	Boston College	69 52								
				124	H	Notre Dame	90 60	39	H	Duke	66 63								
				3	A	Louisville	56 71	17	A	NC State	60 80								
				35	H	Virginia Tech	61 69	60	H	North Carolina	47 65								
				90	A	Wake Forest	56 62	62	A	Georgia Tech	51 61								

Non-Div I Games:

Virginia

■ Loss,
■ Non-Conf, S Site,
■ Home
■ Away
N Neutral

Average RPI Win: 146		WON-LOST	WINNING	LAST 10	STRENGTH OF	OPP. STRENGTH	TEAM	ADJ.	CONF.	ADJ CONF.
Average RPI Loss: 51		RECORD	PCT. RANK	GAMES	SCHEDULE	OF SCHEDULE	RPI	RPI	RPI	RPI
DIV. I ONLY		15- 5	44	6-4	86	40	35	35	5	5
DIV. I NON-CONF.		10- 1	19	1-0	106	110	25	25	3	3
TOTALS		RPI 1-25	RPI 26-50		W-L RECORDS		RPI 51-100	RPI 101-150	RPI 150+	
15- 5	0- 2	2- 1		OVERALL		4- 1	2- 1	7- 0		
10- 0	0- 0	1- 0		HOME		3- 0	1- 0	5- 0		
2- 4	0- 2	1- 1		AWAY		0- 0	0- 1	1- 0		
3- 1	0- 0	0- 0		NEUTRAL		1- 1	1- 0	1- 0		
10- 1	0- 0	1- 0		NON-CONFERENCE		2- 1	2- 0	5- 0		
6- 0	0- 0	1- 0		HOME		1- 0	1- 0	3- 0		
1- 0	0- 0	0- 0		AWAY		0- 0	0- 0	1- 0		
3- 1	0- 0	0- 0		NEUTRAL		1- 1	1- 0	1- 0		
5- 4	0- 2	1- 1		CONFERENCE		2- 0	0- 1	2- 0		
4- 0	0- 0	0- 0		HOME		2- 0	0- 0	2- 0		
1- 4	0- 2	1- 1		AWAY		0- 0	0- 1	0- 0		
0- 0	0- 0	0- 0		NEUTRAL		0- 0	0- 0	0- 0		

RPI 1-25				RPI 26-50				Team's RPI: 35	RPI 51-100				RPI 101+			
RPI	S	Opponent	Score	RPI	S	Opponent	Score		RPI	S	Opponent	Score	RPI	S	Opponent	Score
17	A	NC State	69 76	27	H	Purdue	67 54		56	N	Belmont	60 58	103	N	Rice	54 45
23	A	Florida St.	62 86	39	A	Duke	67 72		60	H	North Carolina	76 70	105	A	Syracuse	65 67
				42	A	Virginia	69 61		66	H	Boston College	70 49	113	H	Liberty	73 69
									71	N	Georgia	72 77	166	N	Wichita St.	84 63
									95	H	Davidson	88 68	171	H	Clemson	71 50
													221	A	George Mason	77 58
													229	H	Gardner-Webb	87 65
													247	H	Saint Francis (PA)	105 41
													275	H	Pittsburgh	68 56
													324	H	UMES	86 43
LAST 10 Division I																
105	A	Syracuse	65 67	275	H	Pittsburgh	68 56		60	H	North Carolina	76 70				
171	H	Clemson	71 50	17	A	NC State	69 76		23	A	Florida St.	62 86				
66	H	Boston College	70 49	166	N	Wichita St.	84 63									
42	A	Virginia	69 61													
39	A	Duke	67 72													

Non-Div I Games:

Virginia Tech

■ Loss,
 ■ Non-Conf, S Site,
 ■ Home
 ■ Away
 N Neutral

Average RPI Win: 323	WON-LOST	WINNING	LAST 10	STRENGTH OF	OPP. STRENGTH	TEAM	ADJ.	CONF.	ADJ CONF.
Average RPI Loss: 156	RECORD	PCT. RANK	GAMES	SCHEDULE	OF SCHEDULE	RPI	RPI	RPI	RPI
DIV. I ONLY	6- 12	257	3-7	202	343	274	274	29	29
DIV. I NON-CONF.	3- 7	252	0-2	37	331	205	205	29	29
TOTALS	RPI 1-25	RPI 26-50	W-L RECORDS	RPI 51-100	RPI 101-150	RPI 150+			
6- 12	0- 1	0- 1	OVERALL	0- 4	0- 1	6- 5			
5- 2	0- 0	0- 0	HOME	0- 1	0- 0	5- 1			
1- 10	0- 1	0- 1	AWAY	0- 3	0- 1	1- 4			
0- 0	0- 0	0- 0	NEUTRAL	0- 0	0- 0	0- 0			
3- 7	0- 1	0- 1	NON-CONFERENCE	0- 4	0- 0	3- 1			
3- 1	0- 0	0- 0	HOME	0- 1	0- 0	3- 0			
0- 6	0- 1	0- 1	AWAY	0- 3	0- 0	0- 1			
0- 0	0- 0	0- 0	NEUTRAL	0- 0	0- 0	0- 0			
3- 5	0- 0	0- 0	CONFERENCE	0- 0	0- 1	3- 4			
2- 1	0- 0	0- 0	HOME	0- 0	0- 0	2- 1			
1- 4	0- 0	0- 0	AWAY	0- 0	0- 1	1- 3			
0- 0	0- 0	0- 0	NEUTRAL	0- 0	0- 0	0- 0			

RPI 1-25				RPI 26-50				RPI 51-100				RPI 101+ Team's RPI: 274			
RPI	S	Opponent	Score	RPI	S	Opponent	Score	RPI	S	Opponent	Score	RPI	S	Opponent	Score
6	A	Maryland	56 119	37	A	Yale	68 87	85	H	Stony Brook	45 66	135	A	Robert Morris	47 51
								86	A	Rider	63 77	236	A	Youngstown St.	42 64
								91	A	Colgate	58 74	243	A	Mt. St. Mary's	63 78
								96	A	Butler	58 74	247	A	Saint Francis (PA)	50 51
												266	H	Sacred Heart	65 79
												303	H	UMBC	67 60
												309	H	St. Francis Brooklyn	74 66
												311	A	Bryant	58 45
												332	H	NJIT	61 59
												336	H	Saint Peter's	90 89
												344	A	Central Conn. St.	63 66
												347	H	LIU Brooklyn	63 61
LAST 10 Division I															
311	A	Bryant	58 45	135	A	Robert Morris	47 51								
344	A	Central Conn. St.	63 66	266	H	Sacred Heart	65 79								
347	H	LIU Brooklyn	63 61	243	A	Mt. St. Mary's	63 78								
309	H	St. Francis Brooklyn	74 66	37	A	Yale	68 87								
247	A	Saint Francis (PA)	50 51	91	A	Colgate	58 74								

Non-Div I Games: Staten Island 81 57

Wagner

■ Loss,
 ■ Non-Conf,
 ■ S Site,
 ■ H Home
 ■ A Away
 N Neutral

Wake Forest

Through Games Of Jan. 31, 2020

Average RPI Win:	141	WON-LOST	WINNING	LAST 10	STRENGTH OF	OPP. STRENGTH	TEAM	ADJ.	CONF.	ADJ CONF.
Average RPI Loss:	96	RECORD	PCT. RANK	GAMES	SCHEDULE	OF SCHEDULE	RPI	RPI	RPI	RPI
DIV. I ONLY	12- 9	134	5-5	72	38	90	90	5	5	
DIV. I NON-CONF.	7- 4	100	0	137	162	113	113	3	3	
TOTALS	RPI 1-25	RPI 26-50	W-L RECORDS	RPI 51-100	RPI 101-150	RPI 150+				
12- 9	0- 3	2- 1	OVERALL	2- 2	3- 1	5- 2				
8- 3	0- 1	1- 0	HOME	1- 1	2- 1	4- 0				
2- 6	0- 2	1- 1	AWAY	0- 1	0- 0	1- 2				
2- 0	0- 0	0- 0	NEUTRAL	1- 0	1- 0	0- 0				
7- 4	0- 0	0- 1	NON-CONFERENCE	1- 1	2- 1	4- 1				
4- 2	0- 0	0- 0	HOME	0- 1	1- 1	3- 0				
1- 2	0- 0	0- 1	AWAY	0- 0	0- 0	1- 1				
2- 0	0- 0	0- 0	NEUTRAL	1- 0	1- 0	0- 0				
5- 5	0- 3	2- 0	CONFERENCE	1- 1	1- 0	1- 1				
4- 1	0- 1	1- 0	HOME	1- 0	1- 0	1- 0				
1- 4	0- 2	1- 0	AWAY	0- 1	0- 0	0- 1				
0- 0	0- 0	0- 0	NEUTRAL	0- 0	0- 0	0- 0				

RPI 1-25				RPI 26-50				RPI 51-100 Team's RPI: 90				RPI 101+			
RPI	S	Opponent	Score	RPI	S	Opponent	Score	RPI	S	Opponent	Score	RPI	S	Opponent	Score
3	A	Louisville	61 75	39	A	Duke	60 58	59	A	Miami (FL)	56 59	105	H	Syracuse	65 60
17	A	NC State	45 59	42	H	Virginia	62 56	62	H	Georgia Tech	65 60	129	H	Campbell	74 46
23	H	Florida St.	65 70	46	A	St. John's (NY)	74 82	70	H	Charlotte	65 77	134	H	UNC Greensboro	65 67
								84	N	Dayton	78 59	144	N	Florida	73 68
												157	A	Elon	69 57
												171	H	Clemson	63 58
												240	A	ETSU	60 67
												245	H	UNCW	65 55
												248	H	Col. of Charleston	106 50
												268	H	East Carolina	76 53
												275	A	Pittsburgh	48 53
LAST 10 Division I															
275	A	Pittsburgh	48 53	3	A	Louisville	61 75								
105	H	Syracuse	65 60	171	H	Clemson	63 58								
23	H	Florida St.	65 70	62	H	Georgia Tech	65 60								
17	A	NC State	45 59	39	A	Duke	60 58								
42	H	Virginia	62 56	59	A	Miami (FL)	56 59								

Non-Div I Games:

Wake Forest

 Loss,
 Non-Conf,
 S Site,
 H Home
 A Away
N Neutral

Average RPI Win:	185	WON-LOST	WINNING	LAST 10	STRENGTH OF	OPP. STRENGTH	TEAM	ADJ.	CONF.	ADJ CONF.
Average RPI Loss:	65	RECORD	PCT. RANK	GAMES	SCHEDULE	OF SCHEDULE	RPI	RPI	RPI	RPI
DIV. I ONLY	10- 10	171	2-8	50	46	107	107	1	1	
DIV. I NON-CONF.	8- 3	68	0-1	194	171	124	124	1	1	
TOTALS	RPI 1-25	RPI 26-50	W-L RECORDS	RPI 51-100	RPI 101-150	RPI 150+				
10- 10	1- 4	0- 1	OVERALL	1- 3	2- 1	6- 1				
4- 7	0- 2	0- 1	HOME	0- 2	0- 1	4- 1				
3- 3	0- 2	0- 0	AWAY	1- 1	2- 0	0- 0				
3- 0	1- 0	0- 0	NEUTRAL	0- 0	0- 0	2- 0				
8- 3	1- 0	0- 0	NON-CONFERENCE	0- 1	1- 1	6- 1				
4- 3	0- 0	0- 0	HOME	0- 1	0- 1	4- 1				
1- 0	0- 0	0- 0	AWAY	0- 0	1- 0	0- 0				
3- 0	1- 0	0- 0	NEUTRAL	0- 0	0- 0	2- 0				
2- 7	0- 4	0- 1	CONFERENCE	1- 2	1- 0	0- 0				
0- 4	0- 2	0- 1	HOME	0- 1	0- 0	0- 0				
2- 3	0- 2	0- 0	AWAY	1- 1	1- 0	0- 0				
0- 0	0- 0	0- 0	NEUTRAL	0- 0	0- 0	0- 0				

RPI 1-25				RPI 26-50				RPI 51-100				RPI 101+ Team's RPI: 107			
RPI	S	Opponent	Score	RPI	S	Opponent	Score	RPI	S	Opponent	Score	RPI	S	Opponent	Score
4	A	Stanford	56 77	26	H	Arizona	58 66	87	A	Southern California	78 81	123	H	Tulane	62 64
4	H	Stanford	41 58					89	A	Washington St.	65 56	132	A	San Diego	65 47
6	N	Iowa	70 63					89	H	Washington St.	59 66	139	A	California	67 64
8	A	UCLA	80 85					93	H	Vanderbilt	74 76	155	H	CSU Bakersfield	80 49
25	H	Arizona St.	50 67									194	H	Hawaii	50 62
												222	N	Iona	65 34
												234	H	San Francisco	73 54
												242	N	Howard	75 58
												305	H	Weber St.	94 41
												329	H	Seattle U	78 46
LAST 10 Division I															
4	H	Stanford	41 58	89	H	Washington St.	59 66	4	A	Stanford	56 77				
87	A	Southern California	78 81	139	A	California	67 64	89	A	Washington St.	65 56				
8	A	UCLA	80 85	93	H	Vanderbilt	74 76								
26	H	Arizona	58 66												
25	H	Arizona St.	50 67												

Non-Div I Games:

Washington

■ Loss,
 ■ Non-Conf,
 S Site,
 ■ Home
 ■ Away
 N Neutral

Average RPI Win:	190	WON-LOST	WINNING	LAST 10	STRENGTH OF	OPP. STRENGTH	TEAM	ADJ.	CONF.	ADJ CONF.
Average RPI Loss:	31	RECORD	PCT. RANK	GAMES	SCHEDULE	OF SCHEDULE	RPI	RPI	RPI	RPI
DIV. I ONLY	10- 11	191	3-7	17	16	89	89	1	1	
DIV. I NON-CONF.	7- 5	131	0-1	46	39	83	83	1	1	
<hr/>										
TOTALS	RPI 1-25	RPI 26-50	W-L RECORDS	RPI 51-100	RPI 101-150	RPI 150+				
10- 11	0- 7	0- 1	OVERALL	1- 2	4- 1	5- 0				
6- 4	0- 2	0- 1	HOME	1- 0	1- 1	4- 0				
3- 4	0- 2	0- 0	AWAY	0- 2	3- 0	0- 0				
1- 3	0- 3	0- 0	NEUTRAL	0- 0	0- 0	1- 0				
7- 5	0- 4	0- 0	NON-CONFERENCE	1- 1	1- 0	5- 0				
5- 1	0- 1	0- 0	HOME	1- 0	0- 0	4- 0				
1- 1	0- 0	0- 0	AWAY	0- 1	1- 0	0- 0				
1- 3	0- 3	0- 0	NEUTRAL	0- 0	0- 0	1- 0				
3- 6	0- 3	0- 1	CONFERENCE	0- 1	3- 1	0- 0				
1- 3	0- 1	0- 1	HOME	0- 0	1- 1	0- 0				
2- 3	0- 2	0- 0	AWAY	0- 1	2- 0	0- 0				
0- 0	0- 0	0- 0	NEUTRAL	0- 0	0- 0	0- 0				

RPI 1-25				RPI 26-50				RPI 51-100 Team's RPI: 89				RPI 101+			
RPI	S	Opponent	Score	RPI	S	Opponent	Score	RPI	S	Opponent	Score	RPI	S	Opponent	Score
2	N	South Carolina	53 68	26	H	Arizona	67 74	59	A	Miami (FL)	68 74	107	A	Washington	66 59
4	A	Stanford	58 77					67	H	BYU	67 50	107	H	Washington	56 65
5	N	Baylor	66 89					87	A	Southern California	63 74	109	A	Boise St.	80 68
8	A	UCLA	50 66									139	A	California	96 75
9	H	Gonzaga	53 76									139	H	California	92 66
13	N	Indiana	44 78									227	H	Pepperdine	85 48
25	H	Arizona St.	56 65									246	N	Southern U.	69 54
<hr/>															
LAST 10 Division I															
139	H	California	92 66	107	A	Washington	66 59								
8	A	UCLA	50 66	139	A	California	96 75								
87	A	Southern California	63 74	4	A	Stanford	58 77								
25	H	Arizona St.	56 65	107	H	Washington	56 65								
26	H	Arizona	67 74	59	A	Miami (FL)	68 74								

Non-Div I Games:

Washington St.

Average RPI Win: 277	WON-LOST	WINNING	LAST 10	STRENGTH OF	OPP. STRENGTH	TEAM	ADJ.	CONF.	ADJ CONF.
Average RPI Loss: 177	RECORD	PCT. RANK	GAMES	SCHEDULE	OF SCHEDULE	RPI	RPI	RPI	RPI
DIV. I ONLY	3- 16	324	1-9	243	224	305	305	19	19
DIV. I NON-CONF.	2- 7	288	0	170	207	256	256	17	17
TOTALS	RPI 1-25	RPI 26-50	W-L RECORDS	RPI 51-100	RPI 101-150	RPI 150+			
3- 16	0- 1	0- 0	OVERALL	0- 2	0- 4	3- 9			
1- 6	0- 0	0- 0	HOME	0- 0	0- 1	1- 5			
2- 10	0- 1	0- 0	AWAY	0- 2	0- 3	2- 4			
0- 0	0- 0	0- 0	NEUTRAL	0- 0	0- 0	0- 0			
2- 7	0- 1	0- 0	NON-CONFERENCE	0- 1	0- 3	2- 2			
1- 1	0- 0	0- 0	HOME	0- 0	0- 1	1- 0			
1- 6	0- 1	0- 0	AWAY	0- 1	0- 2	1- 2			
0- 0	0- 0	0- 0	NEUTRAL	0- 0	0- 0	0- 0			
1- 9	0- 0	0- 0	CONFERENCE	0- 1	0- 1	1- 7			
0- 5	0- 0	0- 0	HOME	0- 0	0- 0	0- 5			
1- 4	0- 0	0- 0	AWAY	0- 1	0- 1	1- 2			
0- 0	0- 0	0- 0	NEUTRAL	0- 0	0- 0	0- 0			

RPI	S	Opponent	Score	RPI	S	Opponent	Score	RPI	S	Opponent	Score	RPI	S	Opponent	Score	Team's RPI: 305
8	A	UCLA	45 85					92	A	Idaho	50 70	107	A	Washington	41 94	
								100	A	Utah	46 75	115	A	Montana St.	52 81	
												117	A	Pacific	53 76	
												141	H	Portland	59 78	
												180	A	Montana	57 85	
												191	H	Portland St.	57 76	
												193	H	Northern Ariz.	82 88	
												207	H	Southern Utah	71 87	
												217	A	UTEP	51 70	
												226	A	Northern Colo.	65 60	
												239	H	Idaho St.	54 65	
												282	A	UC Riverside	64 54	
												295	A	Eastern Wash.	53 63	
												310	A	New Mexico St.	47 77	
												316	H	Sacramento St.	67 91	
												323	H	Utah Valley	72 46	
LAST 10 Division I																
207	H	Southern Utah	71 87	316	H	Sacramento St.	67 91									
180	A	Montana	57 85	226	A	Northern Colo.	65 60									
115	A	Montana St.	52 81	193	H	Northern Ariz.	82 88									
191	H	Portland St.	57 76	92	A	Idaho	50 70									
239	H	Idaho St.	54 65	295	A	Eastern Wash.	53 63									

Non-Div I Games:

Weber St.

West Virginia

Through Games Of Jan. 31, 2020

Average RPI Win:	165	WON-LOST	WINNING	LAST 10	STRENGTH OF	OPP. STRENGTH	TEAM	ADJ.	CONF.	ADJ CONF.
Average RPI Loss:	28	RECORD	PCT. RANK	GAMES	SCHEDULE	OF SCHEDULE	RPI	RPI	RPI	RPI
DIV. I ONLY	13- 5	47	6-4	57	45	38	38	3	3	
DIV. I NON-CONF.	10- 1	19	3-0	154	138	34	34	4	4	
TOTALS	RPI 1-25	RPI 26-50	W-L RECORDS	RPI 51-100	RPI 101-150	RPI 150+				
13- 5	1- 2	1- 3	OVERALL	0- 0	5- 0	6- 0				
6- 2	0- 0	1- 2	HOME	0- 0	1- 0	4- 0				
3- 2	1- 2	0- 0	AWAY	0- 0	2- 0	0- 0				
4- 1	0- 0	0- 1	NEUTRAL	0- 0	2- 0	2- 0				
10- 1	1- 0	0- 1	NON-CONFERENCE	0- 0	3- 0	6- 0				
5- 0	0- 0	0- 0	HOME	0- 0	1- 0	4- 0				
1- 0	1- 0	0- 0	AWAY	0- 0	0- 0	0- 0				
4- 1	0- 0	0- 1	NEUTRAL	0- 0	2- 0	2- 0				
3- 4	0- 2	1- 2	CONFERENCE	0- 0	2- 0	0- 0				
1- 2	0- 0	1- 2	HOME	0- 0	0- 0	0- 0				
2- 2	0- 2	0- 0	AWAY	0- 0	2- 0	0- 0				
0- 0	0- 0	0- 0	NEUTRAL	0- 0	0- 0	0- 0				

RPI 1-25				RPI 26-50				Team's RPI: 38	RPI 51-100				RPI 101+			
RPI	S	Opponent	Score	RPI	S	Opponent	Score		RPI	S	Opponent	Score	RPI	S	Opponent	Score
5	A	Baylor	51 91	29	N	Creighton	75 82						101	A	Kansas	68 49
15	A	Mississippi St.	71 65	34	H	Texas	68 63						102	N	Michigan St.	63 57
19	A	TCU	60 73	44	H	Oklahoma St.	55 57						105	N	Syracuse	71 69
				45	H	Oklahoma	49 73						140	H	Cornell	68 62
													150	A	Kansas St.	74 63
													182	N	Norfolk St.	72 55
													195	N	New Mexico	73 60
													237	H	Radford	74 37
													247	H	Saint Francis (PA)	74 45
													299	H	Presbyterian	56 40
													342	H	Coppin St.	82 47
LAST 10 Division I																
19	A	TCU	60 73	101	A	Kansas	68 49									
44	H	Oklahoma St.	55 57	150	A	Kansas St.	74 63									
5	A	Baylor	51 91	140	H	Cornell	68 62									
45	H	Oklahoma	49 73	105	N	Syracuse	71 69									
34	H	Texas	68 63	102	N	Michigan St.	63 57									

Non-Div I Games:

West Virginia

■ Loss,
 ■ Non-Conf, S Site,
 ■ Home
 ■ Away
 N Neutral

Average RPI Win:	341	WON-LOST	WINNING	LAST 10	STRENGTH OF	OPP. STRENGTH	TEAM	ADJ.	CONF.	ADJ CONF.
Average RPI Loss:	191	RECORD	PCT. RANK	GAMES	SCHEDULE	OF SCHEDULE	RPI	RPI	RPI	RPI
DIV. I ONLY	1- 18	347	0-10	171	342	335	335	25	25	
DIV. I NON-CONF.	1- 12	335	0-4	132	347	325	325	22	22	
TOTALS	RPI 1-25	RPI 26-50	W-L RECORDS	RPI 51-100	RPI 101-150	RPI 150+				
1- 18	0- 0	0- 0	OVERALL	0- 2	0- 3	1- 13				
1- 9	0- 0	0- 0	HOME	0- 0	0- 2	1- 7				
0- 9	0- 0	0- 0	AWAY	0- 2	0- 1	0- 6				
0- 0	0- 0	0- 0	NEUTRAL	0- 0	0- 0	0- 0				
1- 12	0- 0	0- 0	NON-CONFERENCE	0- 2	0- 2	1- 8				
1- 6	0- 0	0- 0	HOME	0- 0	0- 2	1- 4				
0- 6	0- 0	0- 0	AWAY	0- 2	0- 0	0- 4				
0- 0	0- 0	0- 0	NEUTRAL	0- 0	0- 0	0- 0				
0- 6	0- 0	0- 0	CONFERENCE	0- 0	0- 1	0- 5				
0- 3	0- 0	0- 0	HOME	0- 0	0- 0	0- 3				
0- 3	0- 0	0- 0	AWAY	0- 0	0- 1	0- 2				
0- 0	0- 0	0- 0	NEUTRAL	0- 0	0- 0	0- 0				

RPI	S	Opponent	Score	RPI	S	Opponent	Score	RPI	S	Opponent	Score	RPI	S	Opponent	Score	Team's RPI: 335
60	A	North Carolina	55	92	119	H	Coastal Caro.	43	66	129	H	Campbell	40	61		
95	A	Davidson	51	101	134	A	UNC Greensboro	43	54	154	H	Tennessee Tech	58	62		
					157	A	Elon	24	68	168	H	Samford	50	62		
					177	A	Furman	53	69	192	H	Cleveland St.	61	68		
					225	H	UNC Asheville	47	64	229	A	Gardner-Webb	62	88		
					230	H	Chattanooga	52	59	240	H	ETSU	57	62		
					248	A	Col. of Charleston	62	73	257	H	Winthrop	60	63		
					286	A	Wofford	63	76	339	A	USC Upstate	62	70		
					341	H	Charleston So.	69	64							
LAST 10 Division I																
168	H	Samford	50	62	230	H	Chattanooga	52	59							
177	A	Furman	53	69	248	A	Col. of Charleston	62	73							
286	A	Wofford	63	76	257	H	Winthrop	60	63							
134	A	UNC Greensboro	43	54	154	H	Tennessee Tech	58	62							
240	H	ETSU	57	62	192	H	Cleveland St.	61	68							

Non-Div I Games: Southern Wesleyan 70 37 UVa-Wise 64 55

Western Caro.

■ Loss,
 ■ Non-Conf, S Site,
 ■ Home
 ■ Away
 N Neutral

Average RPI Win:	275	WON-LOST	WINNING	LAST 10	STRENGTH OF	OPP. STRENGTH	TEAM	ADJ.	CONF.	ADJ CONF.
Average RPI Loss:	98	RECORD	PCT. RANK	GAMES	SCHEDULE	OF SCHEDULE	RPI	RPI	RPI	RPI
DIV. I ONLY	8- 11	219	5-5	188	159	212	212	18	18	
DIV. I NON-CONF.	3- 7	252	0-1	157	122	241	241	18	18	
TOTALS	RPI 1-25	RPI 26-50	W-L RECORDS	RPI 51-100	RPI 101-150	RPI 150+				
8- 11	0- 0	0- 2	OVERALL	0- 6	1- 1	7- 2				
5- 3	0- 0	0- 0	HOME	0- 3	1- 0	4- 0				
3- 6	0- 0	0- 2	AWAY	0- 2	0- 1	3- 1				
0- 2	0- 0	0- 0	NEUTRAL	0- 1	0- 0	0- 1				
3- 7	0- 0	0- 2	NON-CONFERENCE	0- 3	1- 1	2- 1				
2- 1	0- 0	0- 0	HOME	0- 1	1- 0	1- 0				
1- 4	0- 0	0- 2	AWAY	0- 1	0- 1	1- 0				
0- 2	0- 0	0- 0	NEUTRAL	0- 1	0- 0	0- 1				
5- 4	0- 0	0- 0	CONFERENCE	0- 3	0- 0	5- 1				
3- 2	0- 0	0- 0	HOME	0- 2	0- 0	3- 0				
2- 2	0- 0	0- 0	AWAY	0- 1	0- 0	2- 1				
0- 0	0- 0	0- 0	NEUTRAL	0- 0	0- 0	0- 0				

RPI S	Opponent	Score	RPI S	Opponent	Score	RPI S	Opponent	Score	RPI S	Opponent	Score	Team's RPI: 212
27	A Purdue	59 66	27	A Purdue	59 66	51	H South Dakota	65 96	147	H Southeast Mo. St.	97 91	
31	A Drake	75 94	31	A Drake	75 94	54	H Bradley	49 84	148	A Missouri	89 97	
						74	A South Dakota St.	45 75	196	A North Dakota	71 77	
						74	H South Dakota St.	48 89	241	H Oral Roberts	75 61	
						75	A Illinois St.	65 78	251	N Eastern Ill.	52 60	
						94	N Southern Ill.	65 79	278	H Indiana St.	83 72	
									280	A North Dakota St.	79 78	
									296	H Denver	82 75	
									298	A Omaha	83 69	
									315	H Purdue Fort Wayne	79 68	
									348	A Chicago St.	88 78	
LAST 10 Division I												
74	H South Dakota St.	48 89	315	H Purdue Fort Wayne	79 68							
196	A North Dakota	71 77	74	A South Dakota St.	45 75							
298	A Omaha	83 69	280	A North Dakota St.	79 78							
241	H Oral Roberts	75 61	51	H South Dakota	65 96							
296	H Denver	82 75	251	N Eastern Ill.	52 60							

Non-Div I Games: Culver-Stockton 82 76 Ill.-Springfield 91 51 Mo. Baptist 90 69

Western Ill.

Average RPI Win:	137	WON-LOST	WINNING	LAST 10	STRENGTH OF	OPP. STRENGTH	TEAM	ADJ.	CONF.	ADJ CONF.
Average RPI Loss:	95	RECORD	PCT. RANK	GAMES	SCHEDULE	OF SCHEDULE	RPI	RPI	RPI	RPI
DIV. I ONLY	13- 6	68	6-4	54	63	28	28	13	13	
DIV. I NON-CONF.	8- 3	68	1-1	80	9	23	23	14	14	
TOTALS	RPI 1-25	RPI 26-50	W-L RECORDS	RPI 51-100	RPI 101-150	RPI 150+				
13- 6	1- 1	2- 2	OVERALL	3- 0	1- 1	6- 2				
7- 0	1- 0	2- 0	HOME	1- 0	1- 0	2- 0				
5- 6	0- 1	0- 2	AWAY	2- 0	0- 1	3- 2				
1- 0	0- 0	0- 0	NEUTRAL	0- 0	0- 0	1- 0				
8- 3	1- 1	1- 1	NON-CONFERENCE	2- 0	0- 0	4- 1				
4- 0	1- 0	1- 0	HOME	1- 0	0- 0	1- 0				
3- 3	0- 1	0- 1	AWAY	1- 0	0- 0	2- 1				
1- 0	0- 0	0- 0	NEUTRAL	0- 0	0- 0	1- 0				
5- 3	0- 0	1- 1	CONFERENCE	1- 0	1- 1	2- 1				
3- 0	0- 0	1- 0	HOME	0- 0	1- 0	1- 0				
2- 3	0- 0	0- 1	AWAY	1- 0	0- 1	1- 1				
0- 0	0- 0	0- 0	NEUTRAL	0- 0	0- 0	0- 0				

RPI	S	Opponent	Score	RPI	S	Opponent	Score	Team's RPI: 28	RPI	S	Opponent	Score	RPI	S	Opponent	Score
3	A	Louisville	56 75	27	A	Purdue	50 67		56	H	Belmont	77 46	103	A	Rice	65 73
18	H	Central Mich.	93 58	30	A	Old Dominion	65 76		70	A	Charlotte	60 56	127	H	UAB	69 65
				45	H	Oklahoma	74 63		77	A	Ball St.	91 86	163	H	Fla. Atlantic	68 59
				48	H	Middle Tenn.	71 63						167	A	Saint Mary's (CA)	73 80
													168	A	Samford	88 84
													201	H	Little Rock	77 58
													224	N	Tulsa	76 63
													238	A	North Texas	54 61
													267	A	Marshall	74 65
													320	A	Mercer	75 62
LAST 10 Division I																
163	H	Fla. Atlantic	68 59	127	H	UAB	69 65									
267	A	Marshall	74 65	103	A	Rice	65 73									
70	A	Charlotte	60 56	238	A	North Texas	54 61									
30	A	Old Dominion	65 76	27	A	Purdue	50 67									
48	H	Middle Tenn.	71 63	168	A	Samford	88 84									

Non-Div I Games:

Western Ky.

■ Loss,
■ Non-Conf,
■ S Site,
■ H Home
■ A Away
N Neutral

Average RPI Win:	237	WON-LOST	WINNING	LAST 10	STRENGTH OF	OPP. STRENGTH	TEAM	ADJ.	CONF.	ADJ CONF.
Average RPI Loss:	120	RECORD	PCT. RANK	GAMES	SCHEDULE	OF SCHEDULE	RPI	RPI	RPI	RPI
DIV. I ONLY	10- 7	123	6-4	175	202	146	146	10	10	
DIV. I NON-CONF.	6- 4	123	2-1	273	315	183	183	10	10	
TOTALS	RPI 1-25	RPI 26-50	W-L RECORDS	RPI 51-100	RPI 101-150	RPI 150+				
10- 7	0- 1	0- 1	OVERALL	1- 1	1- 1	8- 3				
5- 2	0- 1	0- 0	HOME	1- 0	0- 0	4- 1				
3- 4	0- 0	0- 1	AWAY	0- 0	1- 1	2- 2				
2- 1	0- 0	0- 0	NEUTRAL	0- 1	0- 0	2- 0				
6- 4	0- 0	0- 1	NON-CONFERENCE	0- 1	1- 0	5- 2				
2- 1	0- 0	0- 0	HOME	0- 0	0- 0	2- 1				
2- 2	0- 0	0- 1	AWAY	0- 0	1- 0	1- 1				
2- 1	0- 0	0- 0	NEUTRAL	0- 1	0- 0	2- 0				
4- 3	0- 1	0- 0	CONFERENCE	1- 0	0- 1	3- 1				
3- 1	0- 1	0- 0	HOME	1- 0	0- 0	2- 0				
1- 2	0- 0	0- 0	AWAY	0- 0	0- 1	1- 1				
0- 0	0- 0	0- 0	NEUTRAL	0- 0	0- 0	0- 0				

RPI 1-25				RPI 26-50				RPI 51-100				RPI 101+ Team's RPI: 146			
RPI	S	Opponent	Score	RPI	S	Opponent	Score	RPI	S	Opponent	Score	RPI	S	Opponent	Score
18	H	Central Mich.	70 80	47	A	Michigan	55 76	72	H	Ohio	73 72	106	A	Kent St.	63 75
								85	N	Stony Brook	47 50	112	A	Loyola Chicago	70 60
												163	H	Fla. Atlantic	79 80
												179	H	Toledo	84 72
												202	A	Akron	56 51
												202	H	Akron	79 71
												204	A	Bowling Green	63 72
												217	A	UTEP	46 76
												296	N	Denver	79 70
												310	N	New Mexico St.	79 76
												317	H	Detroit Mercy	82 67
												334	A	UIC	80 52
												348	H	Chicago St.	90 69
LAST 10 Division I															
202	H	Akron	79 71	202	A	Akron	56 51								
204	A	Bowling Green	63 72	179	H	Toledo	84 72								
18	H	Central Mich.	70 80	112	A	Loyola Chicago	70 60								
72	H	Ohio	73 72	85	N	Stony Brook	47 50								
106	A	Kent St.	63 75	296	N	Denver	79 70								

Non-Div I Games: Kentucky St. 80 41

Western Mich.

Average RPI Win:	212	WON-LOST	WINNING	LAST 10	STRENGTH OF	OPP. STRENGTH	TEAM	ADJ.	CONF.	ADJ CONF.
Average RPI Loss:	95	RECORD	PCT. RANK	GAMES	SCHEDULE	OF SCHEDULE	RPI	RPI	RPI	RPI
DIV. I ONLY	11- 10	167	4-6	178	79	166	166	9	9	
DIV. I NON-CONF.	8- 5	117	1-1	225	108	147	147	9	9	
TOTALS	RPI 1-25	RPI 26-50	W-L RECORDS	RPI 51-100	RPI 101-150	RPI 150+				
11- 10	0- 2	1- 2	OVERALL	1- 2	1- 1	8- 3				
8- 3	0- 0	1- 0	HOME	1- 2	0- 1	6- 0				
2- 6	0- 2	0- 1	AWAY	0- 0	0- 0	2- 3				
1- 1	0- 0	0- 1	NEUTRAL	0- 0	1- 0	0- 0				
8- 5	0- 1	1- 2	NON-CONFERENCE	0- 1	1- 0	6- 1				
6- 1	0- 0	1- 0	HOME	0- 1	0- 0	5- 0				
1- 3	0- 1	0- 1	AWAY	0- 0	0- 0	1- 1				
1- 1	0- 0	0- 1	NEUTRAL	0- 0	1- 0	0- 0				
3- 5	0- 1	0- 0	CONFERENCE	1- 1	0- 1	2- 2				
2- 2	0- 0	0- 0	HOME	1- 1	0- 1	1- 0				
1- 3	0- 1	0- 0	AWAY	0- 0	0- 0	1- 2				
0- 0	0- 0	0- 0	NEUTRAL	0- 0	0- 0	0- 0				

RPI 1-25				RPI 26-50				RPI 51-100				RPI 101+ Team's RPI: 166			
RPI	S	Opponent	Score	RPI	S	Opponent	Score	RPI	S	Opponent	Score	RPI	S	Opponent	Score
10	A	UConn	55 83	29	A	Creighton	46 56	52	H	UNI	50 61	115	N	Montana St.	66 64
12	A	Missouri St.	55 68	35	N	Virginia Tech	63 84	53	H	Temple	72 70	123	H	Tulane	56 61
				45	H	Oklahoma	88 83	76	H	South Fla.	50 56	164	H	Eastern Mich.	63 52
												165	A	Houston	56 64
												210	A	SMU	44 64
												224	H	Tulsa	57 46
												241	A	Oral Roberts	66 79
												246	H	Southern U.	69 63
												250	A	Louisiana Tech	88 80
												268	A	East Carolina	61 53
												312	H	Houston Baptist	59 42
												314	H	Ark.-Pine Bluff	100 50
												337	H	Grambling	77 65
LAST 10 Division I															
210	A	SMU	44 64	268	A	East Carolina	61 53								
165	A	Houston	56 64	123	H	Tulane	56 61								
76	H	South Fla.	50 56	10	A	UConn	55 83								
53	H	Temple	72 70	337	H	Grambling	77 65								
224	H	Tulsa	57 46	35	N	Virginia Tech	63 84								

Non-Div I Games:

Wichita St.

■ Loss,
■ Non-Conf,
■ S Site,
■ H Home
■ A Away
N Neutral

William & Mary

Through Games Of Jan. 31, 2020

Average RPI Win:	237	WON-LOST	WINNING	LAST 10	STRENGTH OF	OPP. STRENGTH	TEAM	ADJ.	CONF.	ADJ CONF.
Average RPI Loss:	105	RECORD	PCT. RANK	GAMES	SCHEDULE	OF SCHEDULE	RPI	RPI	RPI	RPI
DIV. I ONLY	14- 6	59	6-4	302	128	149	149	14	14	
DIV. I NON-CONF.	9- 2	38	1-0	332	139	122	122	13	13	
TOTALS	RPI 1-25	RPI 26-50	W-L RECORDS	RPI 51-100	RPI 101-150	RPI 150+				
14- 6	0- 0	0- 2	OVERALL	0- 1	2- 2	12- 1				
6- 3	0- 0	0- 1	HOME	0- 1	0- 0	6- 1				
8- 3	0- 0	0- 1	AWAY	0- 0	2- 2	6- 0				
0- 0	0- 0	0- 0	NEUTRAL	0- 0	0- 0	0- 0				
9- 2	0- 0	0- 1	NON-CONFERENCE	0- 0	2- 1	7- 0				
4- 1	0- 0	0- 1	HOME	0- 0	0- 0	4- 0				
5- 1	0- 0	0- 0	AWAY	0- 0	2- 1	3- 0				
0- 0	0- 0	0- 0	NEUTRAL	0- 0	0- 0	0- 0				
5- 4	0- 0	0- 1	CONFERENCE	0- 1	0- 1	5- 1				
2- 2	0- 0	0- 0	HOME	0- 1	0- 0	2- 1				
3- 2	0- 0	0- 1	AWAY	0- 0	0- 1	3- 0				
0- 0	0- 0	0- 0	NEUTRAL	0- 0	0- 0	0- 0				

RPI S	Opponent	Score	RPI S	Opponent	Score	RPI S	Opponent	Score	RPI S	Opponent	Score	Team's RPI: 149
30	H Old Dominion	58 69	43	A James Madison	70 84	68	H Drexel	54 61	104	A VCU	69 55	
									118	A Richmond	73 76	
									128	A Northeastern	55 61	
									136	A George Washington	63 51	
									157	A Elon	84 77	
									174	A Towson	83 75	
									182	H Norfolk St.	65 56	
									220	H Delaware	68 58	
									245	H UNCW	55 72	
									248	H Col. of Charleston	85 60	
									256	A Delaware St.	73 52	
									268	A East Carolina	78 68	
									289	A Army West Point	77 65	
									303	H UMBC	76 48	
									307	A Hofstra	66 53	
									324	H UMES	78 50	
									345	H Hartford	61 44	
LAST 10 Division I												
157	A Elon	84 77	248	H Col. of Charleston	85 60							
68	H Drexel	54 61	245	H UNCW	55 72							
220	H Delaware	68 58	174	A Towson	83 75							
128	A Northeastern	55 61	43	A James Madison	70 84							
307	A Hofstra	66 53	136	A George Washington	63 51							

Non-Div I Games:

William & Mary

Loss, Non-Conf, S Site, H Home A Away N Neutral

Winthrop

Through Games Of Jan. 31, 2020

Average RPI Win:	283	WON-LOST	WINNING	LAST 10	STRENGTH OF	OPP. STRENGTH	TEAM	ADJ.	CONF.	ADJ CONF.
Average RPI Loss:	191	RECORD	PCT. RANK	GAMES	SCHEDULE	OF SCHEDULE	RPI	RPI	RPI	RPI
DIV. I ONLY	9- 10	195	6-4	307	325	257	257	26	26	
DIV. I NON-CONF.	3- 6	235	0	311	254	294	294	28	28	
TOTALS	RPI 1-25	RPI 26-50	W-L RECORDS	RPI 51-100	RPI 101-150	RPI 150+				
9- 10	0- 1	0- 1	OVERALL	0- 0	0- 1	9- 7				
4- 4	0- 0	0- 0	HOME	0- 0	0- 0	4- 4				
5- 5	0- 1	0- 1	AWAY	0- 0	0- 1	5- 2				
0- 1	0- 0	0- 0	NEUTRAL	0- 0	0- 0	0- 1				
3- 6	0- 1	0- 1	NON-CONFERENCE	0- 0	0- 0	3- 4				
0- 3	0- 0	0- 0	HOME	0- 0	0- 0	0- 3				
3- 2	0- 1	0- 1	AWAY	0- 0	0- 0	3- 0				
0- 1	0- 0	0- 0	NEUTRAL	0- 0	0- 0	0- 1				
6- 4	0- 0	0- 0	CONFERENCE	0- 0	0- 1	6- 3				
4- 1	0- 0	0- 0	HOME	0- 0	0- 0	4- 1				
2- 3	0- 0	0- 0	AWAY	0- 0	0- 1	2- 2				
0- 0	0- 0	0- 0	NEUTRAL	0- 0	0- 0	0- 0				

RPI 1-25				RPI 26-50				RPI 51-100				RPI 101+ Team's RPI: 257			
RPI	S	Opponent	Score	RPI	S	Opponent	Score	RPI	S	Opponent	Score	RPI	S	Opponent	Score
22	A	Kentucky	36 91	30	A	Old Dominion	44 68					129	A	Campbell	47 63
												181	H	Hampton	72 66
												213	H	High Point	69 63
												222	H	Iona	61 68
												225	H	UNC Asheville	43 50
												229	A	Gardner-Webb	59 71
												237	A	Radford	53 54
												245	A	UNCW	75 63
												248	H	Col. of Charleston	73 84
												272	H	Longwood	74 63
												284	H	Ga. Southern	47 91
												286	N	Wofford	59 60
												299	H	Presbyterian	61 54
												322	A	N.C. Central	56 46
												335	A	Western Caro.	63 60
												339	A	USC Upstate	52 38
												341	A	Charleston So.	58 53
LAST 10 Division I															
225	H	UNC Asheville	43 50	299	H	Presbyterian	61 54								
341	A	Charleston So.	58 53	339	A	USC Upstate	52 38								
272	H	Longwood	74 63	229	A	Gardner-Webb	59 71								
237	A	Radford	53 54	213	H	High Point	69 63								
129	A	Campbell	47 63	181	H	Hampton	72 66								

Non-Div I Games:

Winthrop

■ Loss,
 ■ Non-Conf,
 S Site,
 ■ Home
 ■ Away
 N Neutral

Average RPI Win:	213	WON-LOST	WINNING	LAST 10	STRENGTH OF	OPP. STRENGTH	TEAM	ADJ.	CONF.	ADJ CONF.
Average RPI Loss:	46	RECORD	PCT. RANK	GAMES	SCHEDULE	OF SCHEDULE	RPI	RPI	RPI	RPI
DIV. I ONLY	10- 11	191	2-8	62	72	122	122	2	2	
DIV. I NON-CONF.	8- 3	68	0	196	224	95	95	2	2	
TOTALS	RPI 1-25	RPI 26-50	W-L RECORDS	RPI 51-100	RPI 101-150	RPI 150+				
10- 11	0- 2	0- 5	OVERALL	3- 3	0- 1	7- 0				
7- 4	0- 1	0- 2	HOME	1- 1	0- 0	6- 0				
2- 6	0- 1	0- 2	AWAY	1- 2	0- 1	1- 0				
1- 1	0- 0	0- 1	NEUTRAL	1- 0	0- 0	0- 0				
8- 3	0- 0	0- 2	NON-CONFERENCE	2- 1	0- 0	6- 0				
6- 0	0- 0	0- 0	HOME	1- 0	0- 0	5- 0				
1- 2	0- 0	0- 1	AWAY	0- 1	0- 0	1- 0				
1- 1	0- 0	0- 1	NEUTRAL	1- 0	0- 0	0- 0				
2- 8	0- 2	0- 3	CONFERENCE	1- 2	0- 1	1- 0				
1- 4	0- 1	0- 2	HOME	0- 1	0- 0	1- 0				
1- 4	0- 1	0- 1	AWAY	1- 1	0- 1	0- 0				
0- 0	0- 0	0- 0	NEUTRAL	0- 0	0- 0	0- 0				

RPI S	Opponent	Score	RPI S	Opponent	Score	RPI S	Opponent	Score	RPI S	Opponent	Score	Team's RPI: 122
6	H Iowa	78 85	27	A Purdue	61 72	58	A Nebraska	50 65	102	A Michigan St.	52 69	
13	A Indiana	65 75	40	H Rutgers	61 64	58	H Nebraska	71 72	187	H Penn St.	71 65	
			41	N Arkansas	64 68	62	A Georgia Tech	41 60	251	H Eastern Ill.	63 55	
			47	H Michigan	56 68	63	A Minnesota	72 62	271	H Milwaukee	71 40	
			50	A Colorado	57 74	77	N Ball St.	67 56	280	A North Dakota St.	64 63	
						78	H North Florida	75 62	286	H Wofford	78 65	
									304	H Prairie View	68 42	
									328	H Alabama St.	85 67	
LAST 10 Division I												
13	A Indiana	65 75	102	A Michigan St.	52 69							
58	H Nebraska	71 72	58	A Nebraska	50 65							
63	A Minnesota	72 62	187	H Penn St.	71 65							
6	H Iowa	78 85	27	A Purdue	61 72							
47	H Michigan	56 68	40	H Rutgers	61 64							

Non-Div I Games:

Wisconsin

RPI 1-25				RPI 26-50				RPI 51-100				RPI 101+ Team's RPI: 286			
RPI	S	Opponent	Score	RPI	S	Opponent	Score	RPI	S	Opponent	Score	RPI	S	Opponent	Score
												101	A	Kansas	64 83
												119	H	Coastal Caro.	73 78
												122	A	Wisconsin	65 78
												130	A	Auburn	82 84
												134	H	UNC Greensboro	66 61
												168	H	Samford	58 74
												223	A	Northern Ky.	72 80
												225	H	UNC Asheville	75 38
												229	A	Gardner-Webb	53 67
												230	A	Chattanooga	76 80
												240	A	ETSU	76 47
												257	N	Winthrop	60 59
												272	H	Longwood	79 76
												279	H	Appalachian St.	51 54
												284	H	Ga. Southern	57 70
												299	H	Presbyterian	67 60
												320	H	Mercer	77 49
												335	H	Western Caro.	76 63
LAST 10 Division I															
				134	H	UNC Greensboro	66 61	168	H	Samford	58 74				
				335	H	Western Caro.	76 63	101	A	Kansas	64 83				
				240	A	ETSU	76 47	223	A	Northern Ky.	72 80				
				230	A	Chattanooga	76 80	225	H	UNC Asheville	75 38				
				320	H	Mercer	77 49	279	H	Appalachian St.	51 54				

W
o
f
f
o
r
d

Wofford

Page 346

Average RPI Win:	235	WON-LOST	WINNING	LAST 10	STRENGTH OF	OPP. STRENGTH	TEAM	ADJ.	CONF.	ADJ CONF.
Average RPI Loss:	128	RECORD	PCT. RANK	GAMES	SCHEDULE	OF SCHEDULE	RPI	RPI	RPI	RPI
DIV. I ONLY	11- 9	148	7-3	238	151	161	161	21	21	
DIV. I NON-CONF.	4- 6	212	0	207	38	187	187	19	19	
TOTALS	RPI 1-25	RPI 26-50	W-L RECORDS	RPI 51-100	RPI 101-150	RPI 150+				
11- 9	0- 0	0- 0	OVERALL	0- 5	1- 2	10- 2				
5- 2	0- 0	0- 0	HOME	0- 1	0- 1	5- 0				
5- 5	0- 0	0- 0	AWAY	0- 4	1- 0	4- 1				
1- 2	0- 0	0- 0	NEUTRAL	0- 0	0- 1	1- 1				
4- 6	0- 0	0- 0	NON-CONFERENCE	0- 4	0- 1	4- 1				
1- 1	0- 0	0- 0	HOME	0- 1	0- 0	1- 0				
2- 3	0- 0	0- 0	AWAY	0- 3	0- 0	2- 0				
1- 2	0- 0	0- 0	NEUTRAL	0- 0	0- 1	1- 1				
7- 3	0- 0	0- 0	CONFERENCE	0- 1	1- 1	6- 1				
4- 1	0- 0	0- 0	HOME	0- 0	0- 1	4- 0				
3- 2	0- 0	0- 0	AWAY	0- 1	1- 0	2- 1				
0- 0	0- 0	0- 0	NEUTRAL	0- 0	0- 0	0- 0				

RPI S	Opponent	Score	RPI S	Opponent	Score	RPI S	Opponent	Score	RPI S	Opponent	Score	Team's RPI: 161
						55	A Iowa St.	71 79	101	N Kansas	63 74	
						57	A IUPUI	60 80	131	A Green Bay	70 58	
						61	A UCF	53 69	131	H Green Bay	59 68	
						88	H Abilene Christian	64 83	155	H CSU Bakersfield	65 60	
						97	A UT Arlington	62 68	192	H Cleveland St.	78 62	
									210	A SMU	69 61	
									223	A Northern Ky.	63 55	
									233	A Xavier	86 74	
									236	H Youngstown St.	91 41	
									271	A Milwaukee	58 60	
									273	H Oakland	85 66	
									285	N Loyola Maryland	66 51	
									288	N St. Bonaventure	56 57	
									317	H Detroit Mercy	67 61	
									334	A UIC	58 43	
LAST 10 Division I												
			131	H Green Bay	59 68	334	A UIC	58 43				
			273	H Oakland	85 66	236	H Youngstown St.	91 41				
			317	H Detroit Mercy	67 61	192	H Cleveland St.	78 62				
			223	A Northern Ky.	63 55	131	A Green Bay	70 58				
			57	A IUPUI	60 80	271	A Milwaukee	58 60				

Non-Div I Games: Marian (IN) 64 60

Wright St.

■ Loss,
 ■ Non-Conf,
 ■ S Site,
 ■ Home
 ■ A Away
 N Neutral

Wyoming

Through Games Of Jan. 31, 2020

Average RPI Win:	248	WON-LOST	WINNING	LAST 10	STRENGTH OF	OPP. STRENGTH	TEAM	ADJ.	CONF.	ADJ CONF.
Average RPI Loss:	161	RECORD	PCT. RANK	GAMES	SCHEDULE	OF SCHEDULE	RPI	RPI	RPI	RPI
DIV. I ONLY	9- 9	171	4-6	240	231	205	205	17	17	
DIV. I NON-CONF.	3- 5	224	0-2	205	241	258	258	23	23	
TOTALS	RPI 1-25	RPI 26-50	W-L RECORDS	RPI 51-100	RPI 101-150	RPI 150+				
9- 9	0- 1	0- 1	OVERALL	0- 2	1- 0	8- 5				
5- 4	0- 1	0- 1	HOME	0- 0	1- 0	4- 2				
4- 5	0- 0	0- 0	AWAY	0- 2	0- 0	4- 3				
0- 0	0- 0	0- 0	NEUTRAL	0- 0	0- 0	0- 0				
3- 5	0- 1	0- 1	NON-CONFERENCE	0- 1	0- 0	3- 2				
2- 3	0- 1	0- 1	HOME	0- 0	0- 0	2- 1				
1- 2	0- 0	0- 0	AWAY	0- 1	0- 0	1- 1				
0- 0	0- 0	0- 0	NEUTRAL	0- 0	0- 0	0- 0				
6- 4	0- 0	0- 0	CONFERENCE	0- 1	1- 0	5- 3				
3- 1	0- 0	0- 0	HOME	0- 0	1- 0	2- 1				
3- 3	0- 0	0- 0	AWAY	0- 1	0- 0	3- 2				
0- 0	0- 0	0- 0	NEUTRAL	0- 0	0- 0	0- 0				

RPI 1-25				RPI 26-50				RPI 51-100				RPI 101+ Team's RPI: 205			
RPI	S	Opponent	Score	RPI	S	Opponent	Score	RPI	S	Opponent	Score	RPI	S	Opponent	Score
9	H	Gonzaga	54 65	50	H	Colorado	56 66	74	A	South Dakota St.	40 67	109	H	Boise St.	73 68
								82	A	Fresno St.	59 89	167	H	Saint Mary's (CA)	69 67
												188	A	UNLV	53 65
												195	A	New Mexico	73 66
												226	H	Northern Colo.	44 46
												255	A	San Diego St.	60 67
												255	H	San Diego St.	81 67
												270	H	Colorado St.	49 56
												280	A	North Dakota St.	66 57
												283	H	Nevada	83 59
												287	A	Utah St.	65 54
												296	A	Denver	57 71
												308	A	Air Force	65 63
												351	H	Mississippi Val.	95 22
LAST 10 Division I															
287	A	Utah St.	65 54	255	A	San Diego St.	60 67								
255	H	San Diego St.	81 67	270	H	Colorado St.	49 56								
82	A	Fresno St.	59 89	109	H	Boise St.	73 68								
283	H	Nevada	83 59	9	H	Gonzaga	54 65								
188	A	UNLV	53 65	226	H	Northern Colo.	44 46								

Non-Div I Games: Colo. Christian 70 31

Wyoming

■ Loss,
 ■ Non-Conf, S Site,
 ■ Home
 ■ Away
 N Neutral

Average RPI Win:	164	WON-LOST	WINNING	LAST 10	STRENGTH OF	OPP. STRENGTH	TEAM	ADJ.	CONF.	ADJ CONF.
Average RPI Loss:	90	RECORD	PCT. RANK	GAMES	SCHEDULE	OF SCHEDULE	RPI	RPI	RPI	RPI
DIV. I ONLY	2- 19	342	1-9	21	75	233	233	6	6	
DIV. I NON-CONF.	1- 10	329	0	24	105	247	247	6	6	
TOTALS	RPI 1-25	RPI 26-50	W-L RECORDS	RPI 51-100	RPI 101-150	RPI 150+				
2- 19	0- 2	0- 4	OVERALL	1- 8	0- 3	1- 2				
1- 9	0- 1	0- 3	HOME	1- 3	0- 0	0- 2				
1- 8	0- 0	0- 1	AWAY	0- 5	0- 2	1- 0				
0- 2	0- 1	0- 0	NEUTRAL	0- 0	0- 1	0- 0				
1- 10	0- 1	0- 1	NON-CONFERENCE	1- 4	0- 2	0- 2				
1- 4	0- 0	0- 1	HOME	1- 1	0- 0	0- 2				
0- 4	0- 0	0- 0	AWAY	0- 3	0- 1	0- 0				
0- 2	0- 1	0- 0	NEUTRAL	0- 0	0- 1	0- 0				
1- 9	0- 1	0- 3	CONFERENCE	0- 4	0- 1	1- 0				
0- 5	0- 1	0- 2	HOME	0- 2	0- 0	0- 0				
1- 4	0- 0	0- 1	AWAY	0- 2	0- 1	1- 0				
0- 0	0- 0	0- 0	NEUTRAL	0- 0	0- 0	0- 0				

RPI 1-25				RPI 26-50				RPI 51-100				RPI 101+ Team's RPI: 233			
RPI	S	Opponent	Score	RPI	S	Opponent	Score	RPI	S	Opponent	Score	RPI	S	Opponent	Score
14	N	Northwestern	59 79	29	A	Creighton	55 62	53	A	Temple	65 78	135	A	Robert Morris	57 71
19	H	DePaul	68 91	36	H	Marquette	60 80	77	A	Ball St.	49 70	138	A	Providence	48 60
				46	H	St. John's (NY)	67 75	79	H	Seton Hall	61 83	144	N	Florida	64 67
				50	H	Colorado	53 62	80	A	Villanova	54 66	161	H	Wright St.	74 86
								86	A	Rider	57 64	228	A	Georgetown	85 64
								96	A	Butler	61 63	281	H	Eastern Ky.	55 56
								96	H	Butler	70 78				
								98	H	Cincinnati	78 85				
								100	H	Utah	70 63				
LAST 10 Division I															
				96	A	Butler	61 63	80	A	Villanova	54 66				
				138	A	Providence	48 60	228	A	Georgetown	85 64				
				29	A	Creighton	55 62	96	H	Butler	70 78				
				36	H	Marquette	60 80	79	H	Seton Hall	61 83				
				19	H	DePaul	68 91	46	H	St. John's (NY)	67 75				

Non-Div I Games:

Xavier

■ Loss,
■ Non-Conf,
■ S Site,
■ H Home
■ A Away
N Neutral

Average RPI Win:	194	WON-LOST	WINNING	LAST 10	STRENGTH OF	OPP. STRENGTH	TEAM	ADJ.	CONF.	ADJ CONF.
Average RPI Loss:	48	RECORD	PCT. RANK	GAMES	SCHEDULE	OF SCHEDULE	RPI	RPI	RPI	RPI
DIV. I ONLY	13- 3	28	9-1	98	157	37	37	8	8	
DIV. I NON-CONF.	10- 3	58	6-1	103	168	52	52	8	8	
TOTALS	RPI 1-25	RPI 26-50	W-L RECORDS	RPI 51-100	RPI 101-150	RPI 150+				
13- 3	0- 1	0- 1	OVERALL	2- 1	2- 0	9- 0				
6- 1	0- 0	0- 1	HOME	0- 0	1- 0	5- 0				
6- 2	0- 1	0- 0	AWAY	1- 1	1- 0	4- 0				
1- 0	0- 0	0- 0	NEUTRAL	1- 0	0- 0	0- 0				
10- 3	0- 1	0- 1	NON-CONFERENCE	2- 1	2- 0	6- 0				
5- 1	0- 0	0- 1	HOME	0- 0	1- 0	4- 0				
4- 2	0- 1	0- 0	AWAY	1- 1	1- 0	2- 0				
1- 0	0- 0	0- 0	NEUTRAL	1- 0	0- 0	0- 0				
3- 0	0- 0	0- 0	CONFERENCE	0- 0	0- 0	3- 0				
1- 0	0- 0	0- 0	HOME	0- 0	0- 0	1- 0				
2- 0	0- 0	0- 0	AWAY	0- 0	0- 0	2- 0				
0- 0	0- 0	0- 0	NEUTRAL	0- 0	0- 0	0- 0				

RPI 1-25				RPI 26-50				Team's RPI: 37				RPI 51-100				RPI 101+			
RPI	S	Opponent	Score	RPI	S	Opponent	Score	RPI	S	Opponent	Score	RPI	S	Opponent	Score	RPI	S	Opponent	Score
8	A	UCLA	65 100	46	H	St. John's (NY)	66 80	60	A	North Carolina	66 63	128	A	Northeastern	78 63				
								82	N	Fresno St.	87 67	138	H	Providence	82 79				
								91	A	Colgate	67 70	173	A	Columbia	85 60				
												175	H	Quinnipiac	63 59				
												209	A	UMass Lowell	67 59				
												218	A	Brown	73 40				
												218	H	Brown	79 72				
												262	A	LMU (CA)	81 65				
												266	H	Sacred Heart	87 40				
												274	H	Wagner	87 68				
												320	H	Mercer	68 60				
LAST 10 Division I																			
173	A	Columbia	85 60	60	A	North Carolina	66 63												
218	A	Brown	73 40	266	H	Sacred Heart	87 40												
218	H	Brown	79 72	46	H	St. John's (NY)	66 80												
320	H	Mercer	68 60	262	A	LMU (CA)	81 65												
274	H	Wagner	87 68	82	N	Fresno St.	87 67												

Non-Div I Games:

Yale

■ Loss,
 ■ Non-Conf, S Site,
 ■ Home
 ■ Away
 N Neutral

Average RPI Win:	254	WON-LOST	WINNING	LAST 10	STRENGTH OF	OPP. STRENGTH	TEAM	ADJ.	CONF.	ADJ CONF.
Average RPI Loss:	177	RECORD	PCT. RANK	GAMES	SCHEDULE	OF SCHEDULE	RPI	RPI	RPI	RPI
DIV. I ONLY	9- 10	195	4-6	290	260	236	236	21	21	
DIV. I NON-CONF.	5- 4	140	0	231	230	162	162	19	19	
TOTALS	RPI 1-25	RPI 26-50	W-L RECORDS	RPI 51-100	RPI 101-150	RPI 150+				
9- 10	0- 1	0- 0	OVERALL	1- 0	0- 3	8- 6				
5- 3	0- 0	0- 0	HOME	1- 0	0- 2	4- 1				
4- 7	0- 1	0- 0	AWAY	0- 0	0- 1	4- 5				
0- 0	0- 0	0- 0	NEUTRAL	0- 0	0- 0	0- 0				
5- 4	0- 1	0- 0	NON-CONFERENCE	0- 0	0- 2	5- 1				
3- 1	0- 0	0- 0	HOME	0- 0	0- 1	3- 0				
2- 3	0- 1	0- 0	AWAY	0- 0	0- 1	2- 1				
0- 0	0- 0	0- 0	NEUTRAL	0- 0	0- 0	0- 0				
4- 6	0- 0	0- 0	CONFERENCE	1- 0	0- 1	3- 5				
2- 2	0- 0	0- 0	HOME	1- 0	0- 1	1- 1				
2- 4	0- 0	0- 0	AWAY	0- 0	0- 0	2- 4				
0- 0	0- 0	0- 0	NEUTRAL	0- 0	0- 0	0- 0				

RPI	S	Opponent	Score	RPI	S	Opponent	Score	RPI	S	Opponent	Score	RPI	S	Opponent	Score	Team's RPI: 236
13	A	Indiana	56 93					57	H	IUPUI	75 73	106	H	Kent St.	73 82	
												131	H	Green Bay	63 70	
												135	A	Robert Morris	43 58	
												161	A	Wright St.	41 91	
												164	H	Eastern Mich.	79 77	
												192	A	Cleveland St.	52 60	
												202	A	Akron	62 91	
												223	A	Northern Ky.	56 75	
												247	A	Saint Francis (PA)	56 46	
												271	H	Milwaukee	62 74	
												273	A	Oakland	79 74	
												274	H	Wagner	64 42	
												281	A	Eastern Ky.	72 63	
												317	A	Detroit Mercy	62 47	
												334	A	UIC	53 59	
												334	H	UIC	77 65	
												338	H	Canisius	87 59	
LAST 10 Division I																
334	A	UIC	53 59	192	A	Cleveland St.	52 60									
271	H	Milwaukee	62 74	161	A	Wright St.	41 91									
131	H	Green Bay	63 70	223	A	Northern Ky.	56 75									
317	A	Detroit Mercy	62 47	334	H	UIC	77 65									
273	A	Oakland	79 74	57	H	IUPUI	75 73									

Non-Div I Games: Lake Erie 83 48 Muskingum 92 46

Youngstown St.

Loss, Non-Conf, S Site, H Home A Away N Neutral