

Average RPI Win:	248	WON-LOST	WINNING	LAST 10	STRENGTH OF	OPP. STRENGTH	TEAM	ADJ.	CONF.	ADJ CONF.
Average RPI Loss:	154	RECORD	PCT. RANK	GAMES	SCHEDULE	OF SCHEDULE	RPI	RPI	RPI	RPI
DIV. I ONLY	11- 6	93	7-3	248	269	126	126	23	23	
DIV. I NON-CONF.	3- 4	201	0-1	264	225	196	196	20	20	
TOTALS	RPI 1-25	RPI 26-50	W-L RECORDS	RPI 51-100	RPI 101-150	RPI 150+				
11- 6	0- 2	0- 0	OVERALL	1- 0	0- 1	10- 3				
5- 1	0- 0	0- 0	HOME	0- 0	0- 1	5- 0				
5- 5	0- 2	0- 0	AWAY	1- 0	0- 0	4- 3				
1- 0	0- 0	0- 0	NEUTRAL	0- 0	0- 0	1- 0				
3- 4	0- 2	0- 0	NON-CONFERENCE	0- 0	0- 0	3- 2				
1- 0	0- 0	0- 0	HOME	0- 0	0- 0	1- 0				
1- 4	0- 2	0- 0	AWAY	0- 0	0- 0	1- 2				
1- 0	0- 0	0- 0	NEUTRAL	0- 0	0- 0	1- 0				
8- 2	0- 0	0- 0	CONFERENCE	1- 0	0- 1	7- 1				
4- 1	0- 0	0- 0	HOME	0- 0	0- 1	4- 0				
4- 1	0- 0	0- 0	AWAY	1- 0	0- 0	3- 1				
0- 0	0- 0	0- 0	NEUTRAL	0- 0	0- 0	0- 0				

RPI 1-25				RPI 26-50				RPI 51-100				RPI 101+ Team's RPI: 126			
RPI	S	Opponent	Score	RPI	S	Opponent	Score	RPI	S	Opponent	Score	RPI	S	Opponent	Score
13	A	Missouri St.	51 79					87	A	Abilene Christian	70 58	111	H	SFA	44 66
17	A	Texas A&M	48 85									152	A	New Orleans	83 53
												159	H	Sam Houston St.	57 54
												215	H	Lamar University	49 39
												219	H	Central Ark.	67 47
												232	A	Southeastern La.	44 48
												262	A	South Alabama	82 83
												290	A	Texas St.	48 57
												294	H	Nicholls St.	55 49
												305	N	Prairie View	64 52
												317	A	UTRGV	59 54
												317	H	UTRGV	61 50
												325	A	Incarinate Word	64 38
												339	A	Northwestern St.	72 59
LAST 10 Division I															
159	H	Sam Houston St.	57 54	111	H	SFA	44 66								
325	A	Incarinate Word	64 38	232	A	Southeastern La.	44 48								
152	A	New Orleans	83 53	339	A	Northwestern St.	72 59								
215	H	Lamar University	49 39	17	A	Texas A&M	48 85								
87	A	Abilene Christian	70 58	219	H	Central Ark.	67 47								

Non-Div I Games: UNKNOWN 75 55 Huston-Tillotson 63 49 Texas Wesleyan 90 52

Average RPI Win:	221	WON-LOST	WINNING	LAST 10	STRENGTH OF	OPP. STRENGTH	TEAM	ADJ.	CONF.	ADJ CONF.
Average RPI Loss:	95	RECORD	PCT. RANK	GAMES	SCHEDULE	OF SCHEDULE	RPI	RPI	RPI	RPI
DIV. I ONLY	11- 3	39	8-2	238	188	87	87	23	23	
DIV. I NON-CONF.	4- 1	52	1-0	246	61	60	60	20	20	
TOTALS	RPI 1-25	RPI 26-50	W-L RECORDS	RPI 51-100	RPI 101-150	RPI 150+				
11- 3	0- 0	0- 1	OVERALL	0- 0	1- 2	10- 0				
5- 1	0- 0	0- 0	HOME	0- 0	0- 1	5- 0				
6- 2	0- 0	0- 1	AWAY	0- 0	1- 1	5- 0				
0- 0	0- 0	0- 0	NEUTRAL	0- 0	0- 0	0- 0				
4- 1	0- 0	0- 1	NON-CONFERENCE	0- 0	1- 0	3- 0				
2- 0	0- 0	0- 0	HOME	0- 0	0- 0	2- 0				
2- 1	0- 0	0- 1	AWAY	0- 0	1- 0	1- 0				
0- 0	0- 0	0- 0	NEUTRAL	0- 0	0- 0	0- 0				
7- 2	0- 0	0- 0	CONFERENCE	0- 0	0- 2	7- 0				
3- 1	0- 0	0- 0	HOME	0- 0	0- 1	3- 0				
4- 1	0- 0	0- 0	AWAY	0- 0	0- 1	4- 0				
0- 0	0- 0	0- 0	NEUTRAL	0- 0	0- 0	0- 0				

RPI 1-25				RPI 26-50				RPI 51-100				Team's RPI: 87		RPI 101+			
RPI	S	Opponent	Score	RPI	S	Opponent	Score	RPI	S	Opponent	Score			RPI	S	Opponent	Score
				47	A	Oklahoma	65 78							111	A	SFA	59 69
														126	H	A&M-Corpus Christi	58 70
														140	A	Portland	76 69
														152	H	New Orleans	76 62
														159	A	Sam Houston St.	81 73
														160	A	Wright St.	83 64
														215	H	Lamar University	78 72
														219	A	Central Ark.	74 64
														224	H	Tulsa	73 63
														232	H	Southeastern La.	61 53
														294	A	Nicholls St.	95 84
														311	H	New Mexico St.	67 54
														328	A	McNeese	90 73
LAST 10 Division I																	
				111	A	SFA	59 69			328	A	McNeese	90 73				
				219	A	Central Ark.	74 64			215	H	Lamar University	78 72				
				159	A	Sam Houston St.	81 73			311	H	New Mexico St.	67 54				
				232	H	Southeastern La.	61 53			294	A	Nicholls St.	95 84				
				126	H	A&M-Corpus Christi	58 70			152	H	New Orleans	76 62				

Non-Div I Games: Howard Payne 96 38 Schreiner 110 37 Southwest (NM) 104 52 McMurry 111 43  
Abilene Christian

Average RPI Win:	300	WON-LOST	WINNING	LAST 10	STRENGTH OF	OPP. STRENGTH	TEAM	ADJ.	CONF.	ADJ CONF.
Average RPI Loss:	182	RECORD	PCT. RANK	GAMES	SCHEDULE	OF SCHEDULE	RPI	RPI	RPI	RPI
DIV. I ONLY	3- 17	329	1-9	221	254	308	308	17	17	
DIV. I NON-CONF.	1- 9	326	0-2	235	277	332	332	23	23	
TOTALS	RPI 1-25	RPI 26-50	W-L RECORDS	RPI 51-100	RPI 101-150	RPI 150+				
3- 17	0- 1	0- 1	OVERALL	0- 1	0- 4	3- 10				
1- 8	0- 0	0- 0	HOME	0- 0	0- 3	1- 5				
2- 9	0- 1	0- 1	AWAY	0- 1	0- 1	2- 5				
0- 0	0- 0	0- 0	NEUTRAL	0- 0	0- 0	0- 0				
1- 9	0- 1	0- 1	NON-CONFERENCE	0- 0	0- 2	1- 5				
1- 3	0- 0	0- 0	HOME	0- 0	0- 2	1- 1				
0- 6	0- 1	0- 1	AWAY	0- 0	0- 0	0- 4				
0- 0	0- 0	0- 0	NEUTRAL	0- 0	0- 0	0- 0				
2- 8	0- 0	0- 0	CONFERENCE	0- 1	0- 2	2- 5				
0- 5	0- 0	0- 0	HOME	0- 0	0- 1	0- 4				
2- 3	0- 0	0- 0	AWAY	0- 1	0- 1	2- 1				
0- 0	0- 0	0- 0	NEUTRAL	0- 0	0- 0	0- 0				

RPI 1-25				RPI 26-50				RPI 51-100				RPI 101+ Team's RPI: 308			
RPI	S	Opponent	Score	RPI	S	Opponent	Score	RPI	S	Opponent	Score	RPI	S	Opponent	Score
25	A	Arizona St.	56 87	49	A	Tennessee	54 81	82	A	Fresno St.	52 61	112	A	Boise St.	61 70
												125	H	San Jose St.	60 68
												129	H	San Diego	59 70
												140	H	Portland	56 72
												186	H	UNLV	60 67
												196	H	New Mexico	53 75
												206	H	Wyoming	63 65
												223	A	Northern Colo.	62 72
												235	A	Cal St. Fullerton	70 79
												257	A	Long Beach St.	68 74
												270	A	Colorado St.	40 60
												277	A	Navy	59 67
												282	A	Nevada	68 61
												287	A	Utah St.	62 45
												287	H	Utah St.	52 53
												288	H	Army West Point	66 68
												331	H	NJIT	68 48
LAST 10 Division I															
				82	A	Fresno St.	52 61			196	H	New Mexico	53 75		
				125	H	San Jose St.	60 68			287	A	Utah St.	62 45		
				287	H	Utah St.	52 53			186	H	UNLV	60 67		
				270	A	Colorado St.	40 60			235	A	Cal St. Fullerton	70 79		
				112	A	Boise St.	61 70			257	A	Long Beach St.	68 74		

Non-Div I Games: Neb. Wesleyan 93 42

Air Force

■ Loss, 
 ■ Non-Conf, S Site, 
 ■ Home 
 ■ Away 
 N Neutral

Average RPI Win: <b>250</b>	WON-LOST	WINNING	LAST 10	STRENGTH OF	OPP. STRENGTH	TEAM	ADJ.	CONF.	ADJ CONF.
Average RPI Loss: <b>120</b>	RECORD	PCT. RANK	GAMES	SCHEDULE	OF SCHEDULE	RPI	RPI	RPI	RPI
DIV. I ONLY	9- 10	195	4-6	196	200	202	202	10	10
DIV. I NON-CONF.	7- 4	100	2-0	228	319	158	158	10	10
TOTALS	RPI 1-25	RPI 26-50	W-L RECORDS	RPI 51-100	RPI 101-150	RPI 150+			
9- 10	0- 1	0- 1	OVERALL	0- 2	1- 3	8- 3			
4- 5	0- 1	0- 1	HOME	0- 0	1- 2	3- 1			
3- 5	0- 0	0- 0	AWAY	0- 2	0- 1	3- 2			
2- 0	0- 0	0- 0	NEUTRAL	0- 0	0- 0	2- 0			
7- 4	0- 0	0- 1	NON-CONFERENCE	0- 1	1- 1	6- 1			
3- 2	0- 0	0- 1	HOME	0- 0	1- 1	2- 0			
2- 2	0- 0	0- 0	AWAY	0- 1	0- 0	2- 1			
2- 0	0- 0	0- 0	NEUTRAL	0- 0	0- 0	2- 0			
2- 6	0- 1	0- 0	CONFERENCE	0- 1	0- 2	2- 2			
1- 3	0- 1	0- 0	HOME	0- 0	0- 1	1- 1			
1- 3	0- 0	0- 0	AWAY	0- 1	0- 1	1- 1			
0- 0	0- 0	0- 0	NEUTRAL	0- 0	0- 0	0- 0			

RPI 1-25				RPI 26-50				RPI 51-100				RPI 101+ Team's RPI: 202			
RPI	S	Opponent	Score	RPI	S	Opponent	Score	RPI	S	Opponent	Score	RPI	S	Opponent	Score
19	H	Central Mich.	72 <b>77</b>	46	H	Michigan	71 <b>80</b>	72	A	Ohio	57 <b>70</b>	109	H	Duquesne	63 <b>88</b>
								91	A	Butler	55 <b>76</b>	138	H	N.C. A&T	64 52
												144	A	Western Mich.	71 <b>79</b>
												144	H	Western Mich.	51 <b>56</b>
												178	A	Toledo	61 <b>65</b>
												192	H	Miami (OH)	70 62
												194	A	Cleveland St.	62 <b>66</b>
												200	A	Bowling Green	76 73
												204	H	Northern Ill.	65 <b>70</b>
												236	H	Youngstown St.	91 62
												265	N	Morgan St.	52 45
												289	A	St. Bonaventure	63 54
												297	N	Denver	88 72
												315	A	Detroit Mercy	81 60
												318	H	Purdue Fort Wayne	64 53
LAST 10 Division I															
72	A	Ohio	57 <b>70</b>	200	A	Bowling Green	76 73								
144	A	Western Mich.	71 <b>79</b>	144	H	Western Mich.	51 <b>56</b>								
192	H	Miami (OH)	70 62	19	H	Central Mich.	72 <b>77</b>								
204	H	Northern Ill.	65 <b>70</b>	265	N	Morgan St.	52 45								
178	A	Toledo	61 <b>65</b>	297	N	Denver	88 72								

Non-Div I Games:

Akron

  Loss, 
  Non-Conf, 
S Site, 
  Home 
  Away 
N Neutral

## Alabama

Through Games Of Jan. 30, 2020

Average RPI Win:	161	WON-LOST	WINNING	LAST 10	STRENGTH OF	OPP. STRENGTH	TEAM	ADJ.	CONF.	ADJ CONF.
Average RPI Loss:	52	RECORD	PCT. RANK	GAMES	SCHEDULE	OF SCHEDULE	RPI	RPI	RPI	RPI
DIV. I ONLY	12- 9	134	4-6	16	79	67	67	4	4	
DIV. I NON-CONF.	10- 3	58	2-0	104	179	65	65	5	5	
TOTALS	RPI 1-25	RPI 26-50	W-L RECORDS	RPI 51-100	RPI 101-150	RPI 150+				
12- 9	0- 4	0- 2	OVERALL	4- 2	3- 0	5- 1				
7- 6	0- 3	0- 1	HOME	3- 1	1- 0	3- 1				
4- 2	0- 1	0- 1	AWAY	0- 0	2- 0	2- 0				
1- 1	0- 0	0- 0	NEUTRAL	1- 1	0- 0	0- 0				
10- 3	0- 0	0- 0	NON-CONFERENCE	3- 2	2- 0	5- 1				
6- 2	0- 0	0- 0	HOME	2- 1	1- 0	3- 1				
3- 0	0- 0	0- 0	AWAY	0- 0	1- 0	2- 0				
1- 1	0- 0	0- 0	NEUTRAL	1- 1	0- 0	0- 0				
2- 6	0- 4	0- 2	CONFERENCE	1- 0	1- 0	0- 0				
1- 4	0- 3	0- 1	HOME	1- 0	0- 0	0- 0				
1- 2	0- 1	0- 1	AWAY	0- 0	1- 0	0- 0				
0- 0	0- 0	0- 0	NEUTRAL	0- 0	0- 0	0- 0				

RPI S	Opponent	Score	RPI S	Opponent	Score	RPI S	Opponent	Score	RPI S	Opponent	Score
2	H South Carolina	78 93	41	H Arkansas	48 66	55	H Iowa St.	66 75	120	A Tulane	66 56
17	H Texas A&M	74 79	49	A Tennessee	63 65	60	H North Carolina	83 77	131	A Auburn	75 48
22	H Kentucky	71 81				61	N UNI	87 77	150	H Bethune-Cookman	60 49
24	A LSU	60 71				81	N Southern California	57 60	172	A Clemson	67 54
						93	H Colgate	72 52	181	H Hampton	61 64
						94	H Vanderbilt	98 61	232	H Southeastern La.	87 50
									238	H Radford	85 51
									262	A South Alabama	74 62
									321	H Mercer	111 56
LAST 10 Division I											
41	H Arkansas	48 66	22	H Kentucky	71 81						
94	H Vanderbilt	98 61	2	H South Carolina	78 93						
17	H Texas A&M	74 79	24	A LSU	60 71						
49	A Tennessee	63 65	232	H Southeastern La.	87 50						
131	A Auburn	75 48	238	H Radford	85 51						

Non-Div I Games:

Alabama

■ Loss, 
 ■ Non-Conf, S Site, 
 ■ Home 
 ■ Away 
 N Neutral

## Alabama A&amp;M

Through Games Of Jan. 30, 2020

Average RPI Win:	318	WON-LOST	WINNING	LAST 10	STRENGTH OF	OPP. STRENGTH	TEAM	ADJ.	CONF.	ADJ CONF.
Average RPI Loss:	179	RECORD	PCT. RANK	GAMES	SCHEDULE	OF SCHEDULE	RPI	RPI	RPI	RPI
DIV. I ONLY	8- 10	210	5-5	343	340	278	278	32	32	
DIV. I NON-CONF.	4- 7	225	1-2	238	310	220	220	30	30	
TOTALS	RPI 1-25	RPI 26-50	W-L RECORDS	RPI 51-100	RPI 101-150	RPI 150+				
8- 10	0- 0	0- 0	OVERALL	0- 3	0- 0	8- 7				
2- 2	0- 0	0- 0	HOME	0- 1	0- 0	2- 1				
5- 7	0- 0	0- 0	AWAY	0- 2	0- 0	5- 5				
1- 1	0- 0	0- 0	NEUTRAL	0- 0	0- 0	1- 1				
4- 7	0- 0	0- 0	NON-CONFERENCE	0- 3	0- 0	4- 4				
0- 2	0- 0	0- 0	HOME	0- 1	0- 0	0- 1				
4- 4	0- 0	0- 0	AWAY	0- 2	0- 0	4- 2				
0- 1	0- 0	0- 0	NEUTRAL	0- 0	0- 0	0- 1				
4- 3	0- 0	0- 0	CONFERENCE	0- 0	0- 0	4- 3				
2- 0	0- 0	0- 0	HOME	0- 0	0- 0	2- 0				
1- 3	0- 0	0- 0	AWAY	0- 0	0- 0	1- 3				
1- 0	0- 0	0- 0	NEUTRAL	0- 0	0- 0	1- 0				

RPI 1-25				RPI 26-50				RPI 51-100				RPI 101+				Team's RPI: 278	
RPI	S	Opponent	Score	RPI	S	Opponent	Score	RPI	S	Opponent	Score	RPI	S	Opponent	Score		
								56	A	Nebraska	46	68	158	A	Jackson St.	53	67
								79	H	North Florida	64	73	170	N	North Ala.	65	80
								98	A	Cincinnati	47	62	176	H	Austin Peay	61	67
													180	A	Memphis	71	79
													245	A	Southern U.	46	55
													254	A	San Diego St.	61	53
													293	A	California Baptist	55	60
													297	A	Denver	86	83
													316	H	Ark.-Pine Bluff	74	55
													320	A	Alcorn	74	67
													327	N	Alabama St.	75	48
													330	A	Georgia St.	67	52
													337	A	Grambling	59	69
													350	A	Florida A&M	77	53
													351	H	Mississippi Val.	68	48
LAST 10 Division I																	
				245	A	Southern U.	46	55	158	A	Jackson St.	53	67				
				320	A	Alcorn	74	67	337	A	Grambling	59	69				
				327	N	Alabama St.	75	48	180	A	Memphis	71	79				
				351	H	Mississippi Val.	68	48	350	A	Florida A&M	77	53				
				316	H	Ark.-Pine Bluff	74	55	98	A	Cincinnati	47	62				

Non-Div I Games:

Alabama A&amp;M

■ Loss, 
 ■ Non-Conf, 
 ■ S Site, 
 ■ H Home 
 ■ A Away 
 N Neutral

Average RPI Win:	334	WON-LOST	WINNING	LAST 10	STRENGTH OF	OPP. STRENGTH	TEAM	ADJ.	CONF.	ADJ CONF.
Average RPI Loss:	178	RECORD	PCT. RANK	GAMES	SCHEDULE	OF SCHEDULE	RPI	RPI	RPI	RPI
DIV. I ONLY	3- 13	316	2-8	300	265	327	327	32	32	
DIV. I NON-CONF.	1- 8	322	0-3	83	85	283	283	30	30	
TOTALS	RPI 1-25	RPI 26-50	W-L RECORDS	RPI 51-100	RPI 101-150	RPI 150+				
3- 13	0- 2	0- 0	OVERALL	0- 1	0- 1	3- 9				
2- 3	0- 0	0- 0	HOME	0- 0	0- 0	2- 3				
1- 9	0- 2	0- 0	AWAY	0- 1	0- 1	1- 5				
0- 1	0- 0	0- 0	NEUTRAL	0- 0	0- 0	0- 1				
1- 8	0- 2	0- 0	NON-CONFERENCE	0- 1	0- 1	1- 4				
1- 2	0- 0	0- 0	HOME	0- 0	0- 0	1- 2				
0- 6	0- 2	0- 0	AWAY	0- 1	0- 1	0- 2				
0- 0	0- 0	0- 0	NEUTRAL	0- 0	0- 0	0- 0				
2- 5	0- 0	0- 0	CONFERENCE	0- 0	0- 0	2- 5				
1- 1	0- 0	0- 0	HOME	0- 0	0- 0	1- 1				
1- 3	0- 0	0- 0	AWAY	0- 0	0- 0	1- 3				
0- 1	0- 0	0- 0	NEUTRAL	0- 0	0- 0	0- 1				

RPI 1-25				RPI 26-50				RPI 51-100				RPI 101+ Team's RPI: 327			
RPI	S	Opponent	Score	RPI	S	Opponent	Score	RPI	S	Opponent	Score	RPI	S	Opponent	Score
2	A	South Carolina	43 103					74	A	South Fla.	29 80	121	A	Wisconsin	67 85
16	A	DePaul	76 105									158	A	Jackson St.	62 94
												167	H	Samford	48 83
												170	H	North Ala.	60 81
												172	A	Clemson	43 76
												245	A	Southern U.	47 69
												269	A	Ole Miss	66 93
												278	N	Alabama A&M	48 75
												313	H	Jacksonville St.	68 63
												316	H	Ark.-Pine Bluff	62 73
												320	A	Alcorn	63 73
												337	A	Grambling	73 59
												351	H	Mississippi Val.	77 64
LAST 10 Division I															
320	A	Alcorn	63 73	337	A	Grambling	73 59								
245	A	Southern U.	47 69	158	A	Jackson St.	62 94								
278	N	Alabama A&M	48 75	269	A	Ole Miss	66 93								
316	H	Ark.-Pine Bluff	62 73	170	H	North Ala.	60 81								
351	H	Mississippi Val.	77 64	16	A	DePaul	76 105								

Non-Div I Games: Mobile 76 66 Paine 84 58

Alabama St.

Loss, Non-Conf, S Site, H Home A Away N Neutral

Albany (NY)

Through Games Of Jan. 30, 2020

Average RPI Win:	283	WON-LOST	WINNING	LAST 10	STRENGTH OF	OPP. STRENGTH	TEAM	ADJ.	CONF.	ADJ CONF.
Average RPI Loss:	208	RECORD	PCT. RANK	GAMES	SCHEDULE	OF SCHEDULE	RPI	RPI	RPI	RPI
DIV. I ONLY	7- 13	256	4-6	324	317	307	307	28	28	
DIV. I NON-CONF.	3- 9	279	0-2	335	306	330	330	27	27	
TOTALS	RPI 1-25	RPI 26-50	W-L RECORDS	RPI 51-100	RPI 101-150	RPI 150+				
7- 13	0- 0	0- 0	OVERALL	0- 2	0- 2	7- 9				
4- 7	0- 0	0- 0	HOME	0- 1	0- 1	4- 5				
3- 6	0- 0	0- 0	AWAY	0- 1	0- 1	3- 4				
0- 0	0- 0	0- 0	NEUTRAL	0- 0	0- 0	0- 0				
3- 9	0- 0	0- 0	NON-CONFERENCE	0- 1	0- 2	3- 6				
1- 5	0- 0	0- 0	HOME	0- 0	0- 1	1- 4				
2- 4	0- 0	0- 0	AWAY	0- 1	0- 1	2- 2				
0- 0	0- 0	0- 0	NEUTRAL	0- 0	0- 0	0- 0				
4- 4	0- 0	0- 0	CONFERENCE	0- 1	0- 0	4- 3				
3- 2	0- 0	0- 0	HOME	0- 1	0- 0	3- 1				
1- 2	0- 0	0- 0	AWAY	0- 0	0- 0	1- 2				
0- 0	0- 0	0- 0	NEUTRAL	0- 0	0- 0	0- 0				

RPI S	Opponent	Score	RPI S	Opponent	Score	RPI S	Opponent	Score	RPI S	Opponent	Score	Team's RPI: 307
80	A Marist	52 76				104	A Syracuse	53 75				
83	H Stony Brook	53 73				136	H Cornell	51 71				
						166	H Columbia	82 78				
						183	H Lafayette	47 54				
						188	H Binghamton	56 53				
						189	H Boston U.	58 60				
						209	A UMass Lowell	51 53				
						246	A Maine	49 60				
						261	H New Hampshire	47 48				
						291	H Monmouth	41 53				
						296	H Vermont	58 49				
						300	A Siena	46 52				
						304	H UMBC	56 51				
						309	A Bryant	55 68				
						310	H St. Francis Brooklyn	41 49				
						338	A Canisius	70 53				
						344	A Central Conn. St.	73 63				
						345	A Hartford	68 63				
LAST 10 Division I												
304	H UMBC	56 51	246	A Maine	49 60							
345	A Hartford	68 63	188	H Binghamton	56 53							
209	A UMass Lowell	51 53	296	H Vermont	58 49							
83	H Stony Brook	53 73	291	H Monmouth	41 53							
261	H New Hampshire	47 48	309	A Bryant	55 68							

Non-Div I Games: FDU-Florham 81 21

Albany (NY)

Loss, Non-Conf, S Site, H Home A Away N Neutral



Average RPI Win:	333	WON-LOST	WINNING	LAST 10	STRENGTH OF	OPP. STRENGTH	TEAM	ADJ.	CONF.	ADJ CONF.
Average RPI Loss:	195	RECORD	PCT. RANK	GAMES	SCHEDULE	OF SCHEDULE	RPI	RPI	RPI	RPI
DIV. I ONLY	7- 11	238	5-5	351	328	320	320	32	32	
DIV. I NON-CONF.	2- 8	295	0-2	329	287	333	333	30	30	
TOTALS	RPI 1-25	RPI 26-50	W-L RECORDS	RPI 51-100	RPI 101-150	RPI 150+				
7- 11	0- 0	0- 0	OVERALL	0- 0	0- 3	7- 8				
3- 3	0- 0	0- 0	HOME	0- 0	0- 1	3- 2				
4- 6	0- 0	0- 0	AWAY	0- 0	0- 2	4- 4				
0- 2	0- 0	0- 0	NEUTRAL	0- 0	0- 0	0- 2				
2- 8	0- 0	0- 0	NON-CONFERENCE	0- 0	0- 2	2- 6				
1- 1	0- 0	0- 0	HOME	0- 0	0- 1	1- 0				
1- 5	0- 0	0- 0	AWAY	0- 0	0- 1	1- 4				
0- 2	0- 0	0- 0	NEUTRAL	0- 0	0- 0	0- 2				
5- 3	0- 0	0- 0	CONFERENCE	0- 0	0- 1	5- 2				
2- 2	0- 0	0- 0	HOME	0- 0	0- 0	2- 2				
3- 1	0- 0	0- 0	AWAY	0- 0	0- 1	3- 0				
0- 0	0- 0	0- 0	NEUTRAL	0- 0	0- 0	0- 0				

RPI 1-25			RPI 26-50			RPI 51-100			RPI 101+			Team's RPI: 320
RPI	S	Opponent	Score	RPI	S	Opponent	Score	RPI	S	Opponent	Score	
								110	A	Texas Southern	70	105
								111	A	SFA	62	67
								127	H	UAB	65	86
								158	H	Jackson St.	67	83
								172	N	Clemson	46	77
								180	A	Memphis	51	57
								217	A	UTEP	47	92
								237	A	North Texas	31	67
								269	N	Ole Miss	55	73
								278	H	Alabama A&M	67	74
								290	A	Texas St.	59	67
								305	A	Prairie View	68	63
								316	A	Ark.-Pine Bluff	77	75
								327	H	Alabama St.	73	63
								337	H	Grambling	80	54
								343	A	Tennessee St.	62	57
								350	H	Florida A&M	58	42
								351	A	Mississippi Val.	81	67
LAST 10 Division I												
327	H	Alabama St.	73	63	158	H	Jackson St.	67	83			
278	H	Alabama A&M	67	74	110	A	Texas Southern	70	105			
316	A	Ark.-Pine Bluff	77	75	305	A	Prairie View	68	63			
351	A	Mississippi Val.	81	67	290	A	Texas St.	59	67			
337	H	Grambling	80	54	127	H	UAB	65	86			

Non-Div I Games:      Tougaloo                      85    61                      Louisiana Col.                      86    50

Alcorn

Loss, Non-Conf, S Site, H Home A Away N Neutral

Average RPI Win: <b>186</b>	WON-LOST	WINNING	LAST 10	STRENGTH OF	OPP. STRENGTH	TEAM	ADJ.	CONF.	ADJ CONF.
Average RPI Loss: <b>128</b>	RECORD	PCT. RANK	GAMES	SCHEDULE	OF SCHEDULE	RPI	RPI	RPI	RPI
DIV. I ONLY	8- 11	220	5-5	99	151	173	173	15	15
DIV. I NON-CONF.	4- 6	212	1-0	166	88	205	205	15	15
TOTALS	RPI 1-25	RPI 26-50	W-L RECORDS	RPI 51-100	RPI 101-150	RPI 150+			
8- 11	0- 0	0- 0	OVERALL	2- 5	2- 2	4- 4			
6- 2	0- 0	0- 0	HOME	2- 1	1- 1	3- 0			
2- 8	0- 0	0- 0	AWAY	0- 3	1- 1	1- 4			
0- 1	0- 0	0- 0	NEUTRAL	0- 1	0- 0	0- 0			
4- 6	0- 0	0- 0	NON-CONFERENCE	1- 3	1- 0	2- 3			
3- 1	0- 0	0- 0	HOME	1- 1	1- 0	1- 0			
1- 4	0- 0	0- 0	AWAY	0- 1	0- 0	1- 3			
0- 1	0- 0	0- 0	NEUTRAL	0- 1	0- 0	0- 0			
4- 5	0- 0	0- 0	CONFERENCE	1- 2	1- 2	2- 1			
3- 1	0- 0	0- 0	HOME	1- 0	0- 1	2- 0			
1- 4	0- 0	0- 0	AWAY	0- 2	1- 1	0- 1			
0- 0	0- 0	0- 0	NEUTRAL	0- 0	0- 0	0- 0			

RPI	S	Opponent	Score	RPI	S	Opponent	Score	RPI	S	Opponent	Score	RPI	S	Opponent	Score	Team's RPI: 173
63	H	Minnesota	53	70	115	A	Holy Cross	59	72	137	H	George Washington	66	53		
66	A	Bucknell	43	68	143	A	Lehigh	64	56	143	H	Lehigh	63	64		
72	A	Ohio	69	81	174	A	Towson	60	63	189	A	Boston U.	44	59		
77	N	Buffalo	55	73	199	A	Saint Joseph's	51	72	212	H	High Point	56	48		
89	H	Villanova	76	54	220	A	George Mason	55	73	238	A	Radford	59	55		
93	A	Colgate	62	63	284	H	Loyola Maryland	63	44	288	H	Army West Point	73	57		
93	H	Colgate	63	61												
LAST 10 Division I																
143	A	Lehigh	64	56	143	H	Lehigh	63	64							
93	A	Colgate	62	63	288	H	Army West Point	73	57							
284	H	Loyola Maryland	63	44	189	A	Boston U.	44	59							
115	A	Holy Cross	59	72	93	H	Colgate	63	61							
66	A	Bucknell	43	68	137	H	George Washington	66	53							

Non-Div I Games:

American

■ Loss, 
 ■ Non-Conf, 
 ■ S Site, 
 ■ H Home 
 ■ A Away 
 N Neutral

## Appalachian St.

Through Games Of Jan. 30, 2020

Average RPI Win:	313	WON-LOST	WINNING	LAST 10	STRENGTH OF	OPP. STRENGTH	TEAM	ADJ.	CONF.	ADJ CONF.
Average RPI Loss:	144	RECORD	PCT. RANK	GAMES	SCHEDULE	OF SCHEDULE	RPI	RPI	RPI	RPI
DIV. I ONLY	5- 14	291	3-7	175	227	279	279	22	22	
DIV. I NON-CONF.	3- 8	268	1-1	178	241	254	254	21	21	
TOTALS	RPI 1-25	RPI 26-50	W-L RECORDS	RPI 51-100	RPI 101-150	RPI 150+				
5- 14	0- 1	0- 1	OVERALL	0- 2	0- 4	5- 6				
3- 4	0- 0	0- 0	HOME	0- 1	0- 1	3- 2				
1- 9	0- 1	0- 1	AWAY	0- 1	0- 2	1- 4				
1- 1	0- 0	0- 0	NEUTRAL	0- 0	0- 1	1- 0				
3- 8	0- 1	0- 1	NON-CONFERENCE	0- 0	0- 3	3- 3				
1- 2	0- 0	0- 0	HOME	0- 0	0- 0	1- 2				
1- 5	0- 1	0- 1	AWAY	0- 0	0- 2	1- 1				
1- 1	0- 0	0- 0	NEUTRAL	0- 0	0- 1	1- 0				
2- 6	0- 0	0- 0	CONFERENCE	0- 2	0- 1	2- 3				
2- 2	0- 0	0- 0	HOME	0- 1	0- 1	2- 0				
0- 4	0- 0	0- 0	AWAY	0- 1	0- 0	0- 3				
0- 0	0- 0	0- 0	NEUTRAL	0- 0	0- 0	0- 0				

RPI 1-25				RPI 26-50				RPI 51-100				RPI 101+ Team's RPI: 279			
RPI	S	Opponent	Score	RPI	S	Opponent	Score	RPI	S	Opponent	Score	RPI	S	Opponent	Score
2	A	South Carolina	50 92	46	A	Michigan	35 62	64	A	Troy	55 84	105	A	VCU	38 66
								99	H	UT Arlington	60 82	119	H	Coastal Caro.	53 80
												131	A	UNC Greensboro	47 54
												150	N	Bethune-Cookman	44 61
												151	A	Elon	66 67
												201	A	Little Rock	63 68
												210	A	Arkansas St.	58 76
												229	H	Gardner-Webb	56 67
												243	H	ETSU	61 67
												262	A	South Alabama	66 81
												286	A	Wofford	54 51
												290	H	Texas St.	73 65
												321	H	Mercer	77 68
												330	H	Georgia St.	65 37
												338	N	Canisius	74 57
LAST 10 Division I															
330	H	Georgia St.	65 37	99	H	UT Arlington	60 82								
201	A	Little Rock	63 68	64	A	Troy	55 84								
119	H	Coastal Caro.	53 80	262	A	South Alabama	66 81								
210	A	Arkansas St.	58 76	131	A	UNC Greensboro	47 54								
290	H	Texas St.	73 65	338	N	Canisius	74 57								

Non-Div I Games:

Appalachian St.

■ Loss, 
 ■ Non-Conf, S Site, 
 ■ Home 
 ■ Away 
 N Neutral

# Arizona

Through Games Of Jan. 30, 2020

Average RPI Win:	184	WON-LOST	WINNING	LAST 10	STRENGTH OF	OPP. STRENGTH	TEAM	ADJ.	CONF.	ADJ CONF.
Average RPI Loss:	6	RECORD	PCT. RANK	GAMES	SCHEDULE	OF SCHEDULE	RPI	RPI	RPI	RPI

DIV. I ONLY	16- 3	23	7-3	97	73	32	32	1	1
DIV. I NON-CONF.	11- 0	1	2-0	330	264	79	79	1	1

TOTALS	RPI 1-25	RPI 26-50	W-L RECORDS	RPI 51-100	RPI 101-150	RPI 150+
16- 3	2- 3	1- 0	OVERALL	2- 0	1- 0	10- 0
8- 2	1- 2	0- 0	HOME	0- 0	0- 0	7- 0
8- 1	1- 1	1- 0	AWAY	2- 0	1- 0	3- 0
0- 0	0- 0	0- 0	NEUTRAL	0- 0	0- 0	0- 0
11- 0	0- 0	1- 0	NON-CONFERENCE	0- 0	0- 0	10- 0
7- 0	0- 0	0- 0	HOME	0- 0	0- 0	7- 0
4- 0	0- 0	1- 0	AWAY	0- 0	0- 0	3- 0
0- 0	0- 0	0- 0	NEUTRAL	0- 0	0- 0	0- 0
5- 3	2- 3	0- 0	CONFERENCE	2- 0	1- 0	0- 0
1- 2	1- 2	0- 0	HOME	0- 0	0- 0	0- 0
4- 1	1- 1	0- 0	AWAY	2- 0	1- 0	0- 0
0- 0	0- 0	0- 0	NEUTRAL	0- 0	0- 0	0- 0

RPI S Opponent	Score	RPI S Opponent	Score	RPI S Opponent	Score	RPI S Opponent	Score
1 H Oregon	64 71	29 A Texas	83 58	81 A Southern California	65 57	108 A Washington	66 58
5 A UCLA	58 70			86 A Washington St.	74 67	161 H Santa Clara	65 52
11 H Oregon St.	61 63					182 A Montana	77 42
25 A Arizona St.	58 53					197 H North Dakota	74 42
25 H Arizona St.	59 53					217 A UTEP	54 43
						263 H UC Santa Barbara	61 42
						281 H UC Riverside	70 27
						291 H Monmouth	86 34
						305 H Prairie View	83 48
						343 H Tennessee St.	77 42
						347 A Chicago St.	82 50

## LAST 10 Division I

25 H Arizona St.	59 53	5 A UCLA	58 70
108 A Washington	66 58	81 A Southern California	65 57
86 A Washington St.	74 67	25 A Arizona St.	58 53
1 H Oregon	64 71	263 H UC Santa Barbara	61 42
11 H Oregon St.	61 63	343 H Tennessee St.	77 42

Non-Div I Games:

Arizona

Loss, Non-Conf, S Site, H Home A Away N Neutral

Average RPI Win:	158	WON-LOST	WINNING	LAST 10	STRENGTH OF	OPP. STRENGTH	TEAM	ADJ.	CONF.	ADJ CONF.
Average RPI Loss:	32	RECORD	PCT. RANK	GAMES	SCHEDULE	OF SCHEDULE	RPI	RPI	RPI	RPI
DIV. I ONLY	15- 5	42	7-3	48	42	25	25	1	1	
DIV. I NON-CONF.	10- 2	30	2-0	237	103	69	69	1	1	
TOTALS	RPI 1-25	RPI 26-50	W-L RECORDS	RPI 51-100	RPI 101-150	RPI 150+				
15- 5	2- 1	2- 3	OVERALL	3- 1	1- 0	7- 0				
9- 1	2- 0	1- 1	HOME	1- 0	0- 0	5- 0				
4- 3	0- 1	0- 1	AWAY	2- 1	1- 0	1- 0				
2- 1	0- 0	1- 1	NEUTRAL	0- 0	0- 0	1- 0				
10- 2	0- 0	2- 1	NON-CONFERENCE	1- 1	0- 0	7- 0				
7- 0	0- 0	1- 0	HOME	1- 0	0- 0	5- 0				
1- 1	0- 0	0- 0	AWAY	0- 1	0- 0	1- 0				
2- 1	0- 0	1- 1	NEUTRAL	0- 0	0- 0	1- 0				
5- 3	2- 1	0- 2	CONFERENCE	2- 0	1- 0	0- 0				
2- 1	2- 0	0- 1	HOME	0- 0	0- 0	0- 0				
3- 2	0- 1	0- 1	AWAY	2- 0	1- 0	0- 0				
0- 0	0- 0	0- 0	NEUTRAL	0- 0	0- 0	0- 0				

RPI	S	Opponent	Score	RPI	S	Opponent	Score	RPI	S	Opponent	Score	RPI	S	Opponent	Score
1	H	Oregon	72 66	26	N	Purdue	52 59	63	A	Minnesota	66 80	108	A	Washington	67 50
5	A	UCLA	66 68	32	A	Arizona	53 59	69	H	BYU	60 52	196	H	New Mexico	84 47
11	H	Oregon St.	55 47	32	H	Arizona	53 58	81	A	Southern California	63 54	242	H	Idaho St.	74 69
				36	H	Creighton	70 55	86	A	Washington St.	65 56	246	N	Maine	57 31
				50	N	Middle Tenn.	61 60					288	H	Army West Point	83 51
												308	H	Air Force	87 56
												311	A	New Mexico St.	70 47
												333	H	Cal Poly	66 41
LAST 10 Division I															
32	A	Arizona	53 59	81	A	Southern California	63 54								
86	A	Washington St.	65 56	5	A	UCLA	66 68								
108	A	Washington	67 50	32	H	Arizona	53 58								
11	H	Oregon St.	55 47	36	H	Creighton	70 55								
1	H	Oregon	72 66	311	A	New Mexico St.	70 47								

Non-Div I Games:

Arizona St.

## Ark.-Pine Bluff

Through Games Of Jan. 30, 2020

Average RPI Win:	339	WON-LOST	WINNING	LAST 10	STRENGTH OF	OPP. STRENGTH	TEAM	ADJ.	CONF.	ADJ CONF.
Average RPI Loss:	180	RECORD	PCT. RANK	GAMES	SCHEDULE	OF SCHEDULE	RPI	RPI	RPI	RPI
DIV. I ONLY	2- 14	334	2-8	276	295	316	316	32	32	
DIV. I NON-CONF.	0- 9	338	0-3	91	148	312	312	30	30	
TOTALS	RPI 1-25	RPI 26-50	W-L RECORDS	RPI 51-100	RPI 101-150	RPI 150+				
2- 14	0- 0	0- 1	OVERALL	0- 2	0- 3	2- 8				
0- 2	0- 0	0- 0	HOME	0- 0	0- 0	0- 2				
2- 12	0- 0	0- 1	AWAY	0- 2	0- 3	2- 6				
0- 0	0- 0	0- 0	NEUTRAL	0- 0	0- 0	0- 0				
0- 9	0- 0	0- 1	NON-CONFERENCE	0- 2	0- 2	0- 4				
0- 0	0- 0	0- 0	HOME	0- 0	0- 0	0- 0				
0- 9	0- 0	0- 1	AWAY	0- 2	0- 2	0- 4				
0- 0	0- 0	0- 0	NEUTRAL	0- 0	0- 0	0- 0				
2- 5	0- 0	0- 0	CONFERENCE	0- 0	0- 1	2- 4				
0- 2	0- 0	0- 0	HOME	0- 0	0- 0	0- 2				
2- 3	0- 0	0- 0	AWAY	0- 0	0- 1	2- 2				
0- 0	0- 0	0- 0	NEUTRAL	0- 0	0- 0	0- 0				

RPI 1-25				RPI 26-50				RPI 51-100				RPI 101+				Team's RPI: 316	
RPI	S	Opponent	Score	RPI	S	Opponent	Score	RPI	S	Opponent	Score	RPI	S	Opponent	Score		
				49	A	Tennessee	51 92	55	A	Iowa St.	40 90	110	A	Texas Southern	77 78		
								86	A	Washington St.	56 85	119	A	Coastal Caro.	69 76		
												147	A	Illinois	50 65		
												154	A	Texas Tech	55 81		
												171	A	Wichita St.	50 100		
												210	A	Arkansas St.	60 81		
												245	H	Southern U.	43 70		
												268	A	Milwaukee	55 69		
												278	A	Alabama A&M	55 74		
												305	A	Prairie View	51 61		
												320	H	Alcorn	75 77		
												327	A	Alabama St.	73 62		
												351	A	Mississippi Val.	80 77		
LAST 10 Division I																	
				110	A	Texas Southern	77 78	278	A	Alabama A&M	55 74						
				305	A	Prairie View	51 61	351	A	Mississippi Val.	80 77						
				320	H	Alcorn	75 77	154	A	Texas Tech	55 81						
				245	H	Southern U.	43 70	171	A	Wichita St.	50 100						
				327	A	Alabama St.	73 62	210	A	Arkansas St.	60 81						

Non-Div I Games: Philander Smith 66 54

Ark.-Pine Bluff

■ Loss, 
 ■ Non-Conf, 
 ■ S Site, 
 ■ Home 
 ■ A Away 
 N Neutral

## Arkansas

Through Games Of Jan. 30, 2020

Average RPI Win:	157	WON-LOST	WINNING	LAST 10	STRENGTH OF	OPP. STRENGTH	TEAM	ADJ.	CONF.	ADJ CONF.
Average RPI Loss:	54	RECORD	PCT. RANK	GAMES	SCHEDULE	OF SCHEDULE	RPI	RPI	RPI	RPI
DIV. I ONLY	17- 4	29	7-3	103	32	41	41	4	4	
DIV. I NON-CONF.	12- 1	9	2-0	185	119	32	32	5	5	
TOTALS	RPI 1-25	RPI 26-50	W-L RECORDS	RPI 51-100	RPI 101-150	RPI 150+				
17- 4	0- 2	0- 0	OVERALL	5- 1	6- 1	6- 0				
12- 2	0- 1	0- 0	HOME	3- 1	3- 0	6- 0				
3- 2	0- 1	0- 0	AWAY	2- 0	1- 1	0- 0				
2- 0	0- 0	0- 0	NEUTRAL	0- 0	2- 0	0- 0				
12- 1	0- 0	0- 0	NON-CONFERENCE	3- 0	3- 1	6- 0				
10- 0	0- 0	0- 0	HOME	3- 0	1- 0	6- 0				
0- 1	0- 0	0- 0	AWAY	0- 0	0- 1	0- 0				
2- 0	0- 0	0- 0	NEUTRAL	0- 0	2- 0	0- 0				
5- 3	0- 2	0- 0	CONFERENCE	2- 1	3- 0	0- 0				
2- 2	0- 1	0- 0	HOME	0- 1	2- 0	0- 0				
3- 1	0- 1	0- 0	AWAY	2- 0	1- 0	0- 0				
0- 0	0- 0	0- 0	NEUTRAL	0- 0	0- 0	0- 0				

RPI 1-25				RPI 26-50		Team's RPI: 41		RPI 51-100				RPI 101+			
RPI	S	Opponent	Score	RPI	S	Opponent	Score	RPI	S	Opponent	Score	RPI	S	Opponent	Score
2	A	South Carolina	82 91					54	H	Belmont	91 60	121	N	Wisconsin	68 64
17	H	Texas A&M	77 84					67	A	Alabama	66 48	122	N	Fordham	71 59
								71	H	Georgia	55 64	124	A	California	80 84
								73	H	UT Martin	96 46	131	A	Auburn	86 70
								83	H	Stony Brook	88 58	145	H	Florida	79 57
								94	A	Vanderbilt	100 66	148	H	Missouri	90 73
												149	H	Kansas St.	81 72
												152	H	New Orleans	82 52
												201	H	Little Rock	86 53
												224	H	Tulsa	91 41
												240	H	Oral Roberts	96 64
												328	H	McNeese	101 58
												339	H	Northwestern St.	99 39
LAST 10 Division I															
67	A	Alabama	66 48	2	A	South Carolina	82 91	131	A	Auburn	86 70				
145	H	Florida	79 57	17	H	Texas A&M	77 84	73	H	UT Martin	96 46				
71	H	Georgia	55 64	49	H	Stony Brook	88 58	201	H	Little Rock	86 53				
94	A	Vanderbilt	100 66												
148	H	Missouri	90 73												

Non-Div I Games:

Arkansas

■ Loss, 
 ■ Non-Conf, 
 ■ S Site, 
 ■ H Home 
 ■ A Away 
 N Neutral

Average RPI Win:	268	WON-LOST	WINNING	LAST 10	STRENGTH OF	OPP. STRENGTH	TEAM	ADJ.	CONF.	ADJ CONF.
Average RPI Loss:	146	RECORD	PCT. RANK	GAMES	SCHEDULE	OF SCHEDULE	RPI	RPI	RPI	RPI
DIV. I ONLY	7- 11	238	5-5	168	234	210	210	22	22	
DIV. I NON-CONF.	2- 8	295	0-2	116	237	250	250	21	21	
TOTALS	RPI 1-25	RPI 26-50	W-L RECORDS	RPI 51-100	RPI 101-150	RPI 150+				
7- 11	0- 2	0- 0	OVERALL	0- 1	1- 3	6- 5				
5- 1	0- 0	0- 0	HOME	0- 0	1- 1	4- 0				
2- 9	0- 2	0- 0	AWAY	0- 1	0- 1	2- 5				
0- 1	0- 0	0- 0	NEUTRAL	0- 0	0- 1	0- 0				
2- 8	0- 2	0- 0	NON-CONFERENCE	0- 0	0- 2	2- 4				
1- 1	0- 0	0- 0	HOME	0- 0	0- 1	1- 0				
1- 6	0- 2	0- 0	AWAY	0- 0	0- 0	1- 4				
0- 1	0- 0	0- 0	NEUTRAL	0- 0	0- 1	0- 0				
5- 3	0- 0	0- 0	CONFERENCE	0- 1	1- 1	4- 1				
4- 0	0- 0	0- 0	HOME	0- 0	1- 0	3- 0				
1- 3	0- 0	0- 0	AWAY	0- 1	0- 1	1- 1				
0- 0	0- 0	0- 0	NEUTRAL	0- 0	0- 0	0- 0				

RPI	S	Opponent	Score	RPI	S	Opponent	Score	RPI	S	Opponent	Score	RPI	S	Opponent	Score	Team's RPI: 210
8	A	Baylor	43 111					99	A	UT Arlington	44 71	119	H	Coastal Caro.	63 61	
16	A	DePaul	64 109									134	A	Louisiana	43 83	
												138	N	N.C. A&T	50 55	
												146	H	Southeast Mo. St.	67 79	
												180	A	Memphis	50 78	
												201	A	Little Rock	58 67	
												207	A	Murray St.	62 77	
												224	A	Tulsa	77 79	
												251	A	Louisiana Tech	54 67	
												254	A	San Diego St.	71 62	
												279	H	Appalachian St.	76 58	
												285	H	Ga. Southern	69 62	
												290	A	Texas St.	56 53	
												316	H	Ark.-Pine Bluff	81 60	
												330	H	Georgia St.	70 68	
LAST 10 Division I																
119	H	Coastal Caro.	63 61	330	H	Georgia St.	70 68									
134	A	Louisiana	43 83	290	A	Texas St.	56 53									
201	A	Little Rock	58 67	99	A	UT Arlington	44 71									
279	H	Appalachian St.	76 58	251	A	Louisiana Tech	54 67									
285	H	Ga. Southern	69 62	8	A	Baylor	43 111									

Non-Div I Games: Central Baptist 88 63

Arkansas St.



Average RPI Win:	282	WON-LOST	WINNING	LAST 10	STRENGTH OF	OPP. STRENGTH	TEAM	ADJ.	CONF.	ADJ CONF.
Average RPI Loss:	151	RECORD	PCT. RANK	GAMES	SCHEDULE	OF SCHEDULE	RPI	RPI	RPI	RPI
DIV. I ONLY	5- 15	293	2-8	188	241	288	288	15	15	
DIV. I NON-CONF.	4- 7	225	1-0	243	300	260	260	15	15	
TOTALS	RPI 1-25	RPI 26-50	W-L RECORDS	RPI 51-100	RPI 101-150	RPI 150+				
5- 15	0- 2	0- 1	OVERALL	0- 3	1- 0	4- 9				
3- 6	0- 1	0- 0	HOME	0- 1	1- 0	2- 4				
2- 9	0- 1	0- 1	AWAY	0- 2	0- 0	2- 5				
0- 0	0- 0	0- 0	NEUTRAL	0- 0	0- 0	0- 0				
4- 7	0- 2	0- 1	NON-CONFERENCE	0- 0	0- 0	4- 4				
2- 3	0- 1	0- 0	HOME	0- 0	0- 0	2- 2				
2- 4	0- 1	0- 1	AWAY	0- 0	0- 0	2- 2				
0- 0	0- 0	0- 0	NEUTRAL	0- 0	0- 0	0- 0				
1- 8	0- 0	0- 0	CONFERENCE	0- 3	1- 0	0- 5				
1- 3	0- 0	0- 0	HOME	0- 1	1- 0	0- 2				
0- 5	0- 0	0- 0	AWAY	0- 2	0- 0	0- 3				
0- 0	0- 0	0- 0	NEUTRAL	0- 0	0- 0	0- 0				

RPI S	Opponent	Score	RPI S	Opponent	Score	RPI S	Opponent	Score	RPI S	Opponent	Score	Team's RPI: 288
21	H TCU	52 66	42	A St. John's (NY)	60 96	66	A Bucknell	46 77	115	H Holy Cross	61 48	
25	A Arizona St.	51 83				66	H Bucknell	52 63	153	H William & Mary	65 77	
						93	A Colgate	93 100	166	H Columbia	62 71	
									173	A American	57 73	
									183	H Lafayette	52 57	
									189	H Boston U.	66 72	
									214	A Manhattan	56 86	
									277	A Navy	45 57	
									284	A Loyola Maryland	59 68	
									308	A Air Force	68 66	
									309	H Bryant	81 75	
									310	A St. Francis Brooklyn	64 70	
									332	A Fairleigh Dickinson	70 68	
									348	H LIU Brooklyn	67 60	
LAST 10 Division I												
66	A Bucknell	46 77	189	H Boston U.	66 72							
277	A Navy	45 57	173	A American	57 73							
183	H Lafayette	52 57	93	A Colgate	93 100							
284	A Loyola Maryland	59 68	66	H Bucknell	52 63							
115	H Holy Cross	61 48	309	H Bryant	81 75							

Non-Div I Games:

Army West Point

■ Loss, 
 ■ Non-Conf, 
 ■ S Site, 
 ■ H Home 
 ■ A Away 
 N Neutral

Average RPI Win:	223	WON-LOST	WINNING	LAST 10	STRENGTH OF	OPP. STRENGTH	TEAM	ADJ.	CONF.	ADJ CONF.
Average RPI Loss:	60	RECORD	PCT. RANK	GAMES	SCHEDULE	OF SCHEDULE	RPI	RPI	RPI	RPI
DIV. I ONLY	7- 12	247	3-7	15	80	131	131	4	4	
DIV. I NON-CONF.	6- 5	151	2-0	29	191	83	83	5	5	
TOTALS	RPI 1-25	RPI 26-50	W-L RECORDS	RPI 51-100	RPI 101-150	RPI 150+				
7- 12	0- 3	0- 4	OVERALL	1- 3	1- 2	5- 0				
5- 4	0- 0	0- 2	HOME	0- 1	1- 1	4- 0				
1- 6	0- 3	0- 0	AWAY	0- 2	0- 1	1- 0				
1- 2	0- 0	0- 2	NEUTRAL	1- 0	0- 0	0- 0				
6- 5	0- 1	0- 3	NON-CONFERENCE	1- 0	1- 1	4- 0				
4- 1	0- 0	0- 1	HOME	0- 0	1- 0	3- 0				
1- 2	0- 1	0- 0	AWAY	0- 0	0- 1	1- 0				
1- 2	0- 0	0- 2	NEUTRAL	1- 0	0- 0	0- 0				
1- 7	0- 2	0- 1	CONFERENCE	0- 3	0- 1	1- 0				
1- 3	0- 0	0- 1	HOME	0- 1	0- 1	1- 0				
0- 4	0- 2	0- 0	AWAY	0- 2	0- 0	0- 0				
0- 0	0- 0	0- 0	NEUTRAL	0- 0	0- 0	0- 0				

RPI 1-25				RPI 26-50				RPI 51-100				RPI 101+ Team's RPI: 131			
RPI	S	Opponent	Score	RPI	S	Opponent	Score	RPI	S	Opponent	Score	RPI	S	Opponent	Score
15	A	Mississippi St.	73 78	28	H	Old Dominion	77 89	67	H	Alabama	48 75	127	A	UAB	75 80
21	A	TCU	65 80	33	N	Drake	82 83	71	A	Georgia	50 61	145	H	Florida	63 83
22	A	Kentucky	61 68	41	H	Arkansas	70 86	84	N	Dayton	76 74	150	H	Bethune-Cookman	74 56
				50	N	Middle Tenn.	50 73	94	A	Vanderbilt	55 77	199	H	Saint Joseph's	66 62
												262	A	South Alabama	82 62
												269	H	Ole Miss	59 43
												286	H	Wofford	84 82
												313	H	Jacksonville St.	62 53
LAST 10 Division I															
15	A	Mississippi St.	73 78	145	H	Florida	63 83								
22	A	Kentucky	61 68	41	H	Arkansas	70 86								
269	H	Ole Miss	59 43	94	A	Vanderbilt	55 77								
71	A	Georgia	50 61	313	H	Jacksonville St.	62 53								
67	H	Alabama	48 75	150	H	Bethune-Cookman	74 56								

Non-Div I Games:

Auburn

■ Loss, 
 ■ Non-Conf, S Site, 
 ■ Home 
 ■ Away 
 N Neutral

Average RPI Win:	272	WON-LOST	WINNING	LAST 10	STRENGTH OF	OPP. STRENGTH	TEAM	ADJ.	CONF.	ADJ CONF.
Average RPI Loss:	102	RECORD	PCT. RANK	GAMES	SCHEDULE	OF SCHEDULE	RPI	RPI	RPI	RPI
DIV. I ONLY	10- 8	143	4-6	247	280	176	176	20	20	
DIV. I NON-CONF.	7- 2	54	1-0	289	273	94	94	24	24	
TOTALS	RPI 1-25	RPI 26-50	W-L RECORDS	RPI 51-100	RPI 101-150	RPI 150+				
10- 8	0- 1	0- 0	OVERALL	1- 3	0- 3	9- 1				
4- 3	0- 0	0- 0	HOME	1- 2	0- 1	3- 0				
5- 5	0- 1	0- 0	AWAY	0- 1	0- 2	5- 1				
1- 0	0- 0	0- 0	NEUTRAL	0- 0	0- 0	1- 0				
7- 2	0- 1	0- 0	NON-CONFERENCE	1- 0	0- 1	6- 0				
2- 0	0- 0	0- 0	HOME	1- 0	0- 0	1- 0				
4- 2	0- 1	0- 0	AWAY	0- 0	0- 1	4- 0				
1- 0	0- 0	0- 0	NEUTRAL	0- 0	0- 0	1- 0				
3- 6	0- 0	0- 0	CONFERENCE	0- 3	0- 2	3- 1				
2- 3	0- 0	0- 0	HOME	0- 2	0- 1	2- 0				
1- 3	0- 0	0- 0	AWAY	0- 1	0- 1	1- 1				
0- 0	0- 0	0- 0	NEUTRAL	0- 0	0- 0	0- 0				

RPI	S	Opponent	Score	RPI	S	Opponent	Score	RPI	S	Opponent	Score	RPI	S	Opponent	Score	Team's RPI: 176
22	A	Kentucky	52 81					54	H	Belmont	52 53	146	A	Southeast Mo. St.	43 81	
								73	A	UT Martin	61 65	146	H	Southeast Mo. St.	66 79	
								73	H	UT Martin	61 69	147	A	Illinois	62 76	
								92	H	Illinois St.	77 72	155	A	Tennessee Tech	49 58	
												188	N	Binghamton	80 63	
												231	A	Chattanooga	50 49	
												278	A	Alabama A&M	67 61	
												292	A	FIU	58 56	
												312	H	Evansville	80 64	
												313	A	Jacksonville St.	63 57	
												322	H	SIUE	74 61	
												343	H	Tennessee St.	76 58	
												351	A	Mississippi Val.	100 82	
LAST 10 Division I																
322	H	SIUE	74 61	313	A	Jacksonville St.	63 57									
54	H	Belmont	52 53	155	A	Tennessee Tech	49 58									
343	H	Tennessee St.	76 58	73	H	UT Martin	61 69									
73	A	UT Martin	61 65	146	H	Southeast Mo. St.	66 79									
146	A	Southeast Mo. St.	43 81	92	H	Illinois St.	77 72									

Non-Div I Games: Christian Bros. 82 62 Ky. Wesleyan 103 70

Austin Peay

■ Loss, 
 ■ Non-Conf, 
 ■ S Site, 
 ■ H Home 
 ■ A Away 
 N Neutral

Average RPI Win:	188	WON-LOST	WINNING	LAST 10	STRENGTH OF	OPP. STRENGTH	TEAM	ADJ.	CONF.	ADJ CONF.
Average RPI Loss:	69	RECORD	PCT. RANK	GAMES	SCHEDULE	OF SCHEDULE	RPI	RPI	RPI	RPI
DIV. I ONLY	12- 7	97	8-2	78	89	69	69	11	11	
DIV. I NON-CONF.	4- 5	195	0	64	51	110	110	11	11	
TOTALS	RPI 1-25	RPI 26-50	W-L RECORDS	RPI 51-100	RPI 101-150	RPI 150+				
12- 7	0- 3	0- 0	OVERALL	1- 2	4- 2	7- 0				
5- 3	0- 1	0- 0	HOME	0- 1	1- 1	4- 0				
6- 3	0- 1	0- 0	AWAY	1- 1	2- 1	3- 0				
1- 1	0- 1	0- 0	NEUTRAL	0- 0	1- 0	0- 0				
4- 5	0- 2	0- 0	NON-CONFERENCE	1- 2	1- 1	2- 0				
2- 1	0- 0	0- 0	HOME	0- 1	0- 0	2- 0				
1- 3	0- 1	0- 0	AWAY	1- 1	0- 1	0- 0				
1- 1	0- 1	0- 0	NEUTRAL	0- 0	1- 0	0- 0				
8- 2	0- 1	0- 0	CONFERENCE	0- 0	3- 1	5- 0				
3- 2	0- 1	0- 0	HOME	0- 0	1- 1	2- 0				
5- 0	0- 0	0- 0	AWAY	0- 0	2- 0	3- 0				
0- 0	0- 0	0- 0	NEUTRAL	0- 0	0- 0	0- 0				

RPI 1-25				RPI 26-50				RPI 51-100 Team's RPI: 69				RPI 101+			
RPI	S	Opponent	Score	RPI	S	Opponent	Score	RPI	S	Opponent	Score	RPI	S	Opponent	Score
10	H	Gonzaga	43 55					82	A	Fresno St.	71 65	112	A	Boise St.	55 66
11	N	Oregon St.	34 65					86	A	Washington St.	50 67	117	A	Pacific	76 66
25	A	Arizona St.	52 60					97	H	Utah	73 77	125	N	San Jose St.	75 56
												129	H	San Diego	52 36
												140	A	Portland	66 54
												140	H	Portland	48 57
												161	H	Santa Clara	71 48
												168	A	Saint Mary's (CA)	65 55
												228	A	Pepperdine	65 47
												234	H	San Francisco	57 44
												260	A	LMU (CA)	59 44
												287	H	Utah St.	67 50
												324	H	Utah Valley	71 57
LAST 10 Division I															
140	A	Portland	66 54	129	H	San Diego	52 36								
161	H	Santa Clara	71 48	140	H	Portland	48 57								
234	H	San Francisco	57 44	10	H	Gonzaga	43 55								
168	A	Saint Mary's (CA)	65 55	228	A	Pepperdine	65 47								
117	A	Pacific	76 66	260	A	LMU (CA)	59 44								

Non-Div I Games: Tex. A&amp;M-Kingsville90 38

BYU

■ Loss, 
■ Non-Conf, 
■ S Site, 
■ H Home 
■ A Away 
N Neutral

Average RPI Win:	177	WON-LOST	WINNING	LAST 10	STRENGTH OF	OPP. STRENGTH	TEAM	ADJ.	CONF.	ADJ CONF.
Average RPI Loss:	71	RECORD	PCT. RANK	GAMES	SCHEDULE	OF SCHEDULE	RPI	RPI	RPI	RPI
DIV. I ONLY	12- 7	97	7-3	106	88	75	75	10	10	
DIV. I NON-CONF.	7- 4	100	2-0	192	72	103	103	10	10	
TOTALS	RPI 1-25	RPI 26-50	W-L RECORDS	RPI 51-100	RPI 101-150	RPI 150+				
12- 7	0- 1	0- 1	OVERALL	2- 3	3- 2	7- 0				
6- 1	0- 0	0- 1	HOME	2- 0	1- 0	3- 0				
3- 5	0- 1	0- 0	AWAY	0- 3	0- 1	3- 0				
3- 1	0- 0	0- 0	NEUTRAL	0- 0	2- 1	1- 0				
7- 4	0- 0	0- 1	NON-CONFERENCE	1- 2	2- 1	4- 0				
2- 1	0- 0	0- 1	HOME	1- 0	0- 0	1- 0				
2- 2	0- 0	0- 0	AWAY	0- 2	0- 0	2- 0				
3- 1	0- 0	0- 0	NEUTRAL	0- 0	2- 1	1- 0				
5- 3	0- 1	0- 0	CONFERENCE	1- 1	1- 1	3- 0				
4- 0	0- 0	0- 0	HOME	1- 0	1- 0	2- 0				
1- 3	0- 1	0- 0	AWAY	0- 1	0- 1	1- 0				
0- 0	0- 0	0- 0	NEUTRAL	0- 0	0- 0	0- 0				

RPI 1-25				RPI 26-50				RPI 51-100 Team's RPI: 75				RPI 101+			
RPI	S	Opponent	Score	RPI	S	Opponent	Score	RPI	S	Opponent	Score	RPI	S	Opponent	Score
19	A	Central Mich.	39 66	27	H	Western Ky.	86 91	53	A	IUPUI	48 65	106	A	Kent St.	68 69
								72	A	Ohio	71 79	106	H	Kent St.	66 62
								77	H	Buffalo	69 65	121	N	Wisconsin	56 67
								91	H	Butler	74 70	141	N	Providence	52 51
								98	A	Cincinnati	56 63	143	N	Lehigh	54 52
												162	H	Eastern Mich.	59 54
												192	H	Miami (OH)	80 63
												196	A	New Mexico	70 57
												200	A	Bowling Green	86 80
												233	H	Xavier	70 49
												260	N	LMU (CA)	77 72
												318	A	Purdue Fort Wayne	83 52
LAST 10 Division I															
106	A	Kent St.	68 69	162	H	Eastern Mich.	59 54								
192	H	Miami (OH)	80 63	200	A	Bowling Green	86 80								
77	H	Buffalo	69 65	106	H	Kent St.	66 62								
72	A	Ohio	71 79	196	A	New Mexico	70 57								
19	A	Central Mich.	39 66	141	N	Providence	52 51								

Non-Div I Games: Urbana 84 49

Ball St.

■ Loss, 
 ■ Non-Conf, S Site, 
 ■ Home 
 ■ Away 
 N Neutral

Average RPI Win:	128	WON-LOST	WINNING	LAST 10	STRENGTH OF	OPP. STRENGTH	TEAM	ADJ.	CONF.	ADJ CONF.
Average RPI Loss:	2	RECORD	PCT. RANK	GAMES	SCHEDULE	OF SCHEDULE	RPI	RPI	RPI	RPI
DIV. I ONLY	18- 1	7	10-0	47	12	8	8	3	3	
DIV. I NON-CONF.	11- 1	13	3-0	149	15	26	26	4	4	
TOTALS	RPI 1-25	RPI 26-50	W-L RECORDS	RPI 51-100	RPI 101-150	RPI 150+				
18- 1	3- 1	3- 0	OVERALL	4- 0	1- 0	7- 0				
12- 0	0- 0	2- 0	HOME	3- 0	0- 0	7- 0				
4- 0	2- 0	1- 0	AWAY	0- 0	1- 0	0- 0				
2- 1	1- 1	0- 0	NEUTRAL	1- 0	0- 0	0- 0				
11- 1	2- 1	0- 0	NON-CONFERENCE	3- 0	0- 0	6- 0				
8- 0	0- 0	0- 0	HOME	2- 0	0- 0	6- 0				
1- 0	1- 0	0- 0	AWAY	0- 0	0- 0	0- 0				
2- 1	1- 1	0- 0	NEUTRAL	1- 0	0- 0	0- 0				
7- 0	1- 0	3- 0	CONFERENCE	1- 0	1- 0	1- 0				
4- 0	0- 0	2- 0	HOME	1- 0	0- 0	1- 0				
3- 0	1- 0	1- 0	AWAY	0- 0	1- 0	0- 0				
0- 0	0- 0	0- 0	NEUTRAL	0- 0	0- 0	0- 0				

RPI	S	Opponent	Score	RPI	S	Opponent	Score	RPI	S	Opponent	Score	RPI	S	Opponent	Score
2	N	South Carolina	59 74	38	H	West Virginia	91 51	55	H	Iowa St.	83 62	102	A	Kansas	90 47
9	A	UConn	74 58	45	H	Oklahoma St.	94 48	71	H	Georgia	72 38	154	H	Texas Tech	87 79
14	N	Indiana	77 62	47	A	Oklahoma	77 56	74	H	South Fla.	58 46	210	H	Arkansas St.	111 43
21	A	TCU	66 57					86	N	Washington St.	89 66	215	H	Lamar University	90 28
												253	H	Morehead St.	94 47
												261	H	New Hampshire	97 29
												314	H	Houston Baptist	112 42
												337	H	Grambling	120 46
LAST 10 Division I															
55	H	Iowa St.	83 62	45	H	Oklahoma St.	94 48								
154	H	Texas Tech	87 79	9	A	UConn	74 58								
21	A	TCU	66 57	47	A	Oklahoma	77 56								
38	H	West Virginia	91 51	253	H	Morehead St.	94 47								
102	A	Kansas	90 47	210	H	Arkansas St.	111 43								

Non-Div I Games:

Baylor

■ Loss, 
 ■ Non-Conf, S Site, 
 ■ Home 
 ■ Away 
 N Neutral

# Belmont

Through Games Of Jan. 30, 2020

Average RPI Win:	201	WON-LOST	WINNING	LAST 10	STRENGTH OF	OPP. STRENGTH	TEAM	ADJ.	CONF.	ADJ CONF.
Average RPI Loss:	56	RECORD	PCT. RANK	GAMES	SCHEDULE	OF SCHEDULE	RPI	RPI	RPI	RPI
DIV. I ONLY	13- 7	87	8-2	72	129	54	54	20	20	
DIV. I NON-CONF.	5- 6	187	0-1	43	13	93	93	24	24	
TOTALS	RPI 1-25	RPI 26-50	W-L RECORDS	RPI 51-100	RPI 101-150	RPI 150+				
13- 7	0- 1	1- 4	OVERALL	1- 1	1- 0	10- 1				
8- 0	0- 0	1- 0	HOME	1- 0	0- 0	6- 0				
5- 5	0- 0	0- 3	AWAY	0- 1	1- 0	4- 1				
0- 2	0- 1	0- 1	NEUTRAL	0- 0	0- 0	0- 0				
5- 6	0- 1	1- 4	NON-CONFERENCE	1- 0	0- 0	3- 1				
4- 0	0- 0	1- 0	HOME	1- 0	0- 0	2- 0				
1- 4	0- 0	0- 3	AWAY	0- 0	0- 0	1- 1				
0- 2	0- 1	0- 1	NEUTRAL	0- 0	0- 0	0- 0				
8- 1	0- 0	0- 0	CONFERENCE	0- 1	1- 0	7- 0				
4- 0	0- 0	0- 0	HOME	0- 0	0- 0	4- 0				
4- 1	0- 0	0- 0	AWAY	0- 1	1- 0	3- 0				
0- 0	0- 0	0- 0	NEUTRAL	0- 0	0- 0	0- 0				

RPI 1-25				RPI 26-50				RPI 51-100				Team's RPI: 54	RPI 101+			
RPI	S	Opponent	Score	RPI	S	Opponent	Score	RPI	S	Opponent	Score		RPI	S	Opponent	Score
6	N	Maryland	26 90	27	A	Western Ky.	46 77	59	H	UCF	72 37		146	A	Southeast Mo. St.	57 45
				34	N	Virginia Tech	58 60	73	A	UT Martin	57 74		155	A	Tennessee Tech	59 47
				35	A	Marquette	51 53						176	A	Austin Peay	53 52
				41	A	Arkansas	60 91						178	A	Toledo	48 53
				50	H	Middle Tenn.	68 57						207	A	Murray St.	86 56
													226	H	Northern Ky.	62 45
													231	H	Chattanooga	63 50
													249	H	Eastern Ill.	69 45
													253	H	Morehead St.	71 62
													263	A	Lipscomb	69 68
													280	H	Eastern Ky.	68 48
													322	H	SIUE	69 48
LAST 10 Division I																
				155	A	Tennessee Tech	59 47	73	A	UT Martin	57 74					
				176	A	Austin Peay	53 52	146	A	Southeast Mo. St.	57 45					
				207	A	Murray St.	86 56	249	H	Eastern Ill.	69 45					
				253	H	Morehead St.	71 62	322	H	SIUE	69 48					
				280	H	Eastern Ky.	68 48	35	A	Marquette	51 53					

Non-Div I Games:

Belmont

Loss, Non-Conf, S Site, H Home A Away N Neutral

Average RPI Win:	<b>276</b>	WON-LOST	WINNING	LAST 10	STRENGTH OF	OPP. STRENGTH	TEAM	ADJ.	CONF.	ADJ CONF.
Average RPI Loss:	<b>93</b>	RECORD	PCT. RANK	GAMES	SCHEDULE	OF SCHEDULE	RPI	RPI	RPI	RPI
DIV. I ONLY	12- 5	55	8-2	313	252	150	150	30	30	
DIV. I NON-CONF.	6- 4	123	2-1	284	95	162	162	31	31	
TOTALS	RPI 1-25	RPI 26-50	W-L RECORDS	RPI 51-100	RPI 101-150	RPI 150+				
12- 5	0- 1	0- 0	OVERALL	0- 2	1- 1	11- 1				
4- 2	0- 1	0- 0	HOME	0- 1	0- 0	4- 0				
7- 3	0- 0	0- 0	AWAY	0- 1	1- 1	6- 1				
1- 0	0- 0	0- 0	NEUTRAL	0- 0	0- 0	1- 0				
6- 4	0- 1	0- 0	NON-CONFERENCE	0- 2	0- 1	6- 0				
1- 2	0- 1	0- 0	HOME	0- 1	0- 0	1- 0				
4- 2	0- 0	0- 0	AWAY	0- 1	0- 1	4- 0				
1- 0	0- 0	0- 0	NEUTRAL	0- 0	0- 0	1- 0				
6- 1	0- 0	0- 0	CONFERENCE	0- 0	1- 0	5- 1				
3- 0	0- 0	0- 0	HOME	0- 0	0- 0	3- 0				
3- 1	0- 0	0- 0	AWAY	0- 0	1- 0	2- 1				
0- 0	0- 0	0- 0	NEUTRAL	0- 0	0- 0	0- 0				

RPI 1-25				RPI 26-50				RPI 51-100				RPI 101+ Team's RPI: 150			
RPI	S	Opponent	Score	RPI	S	Opponent	Score	RPI	S	Opponent	Score	RPI	S	Opponent	Score
19	H	Central Mich.	67 <b>92</b>					64	H	Troy	62 <b>68</b>	131	A	Auburn	56 <b>74</b>
								67	A	Alabama	49 <b>60</b>	138	A	N.C. A&T	69 58
												184	A	Norfolk St.	51 <b>61</b>
												203	A	Jacksonville	53 52
												239	A	Howard	75 59
												256	A	Stetson	59 55
												265	H	Morgan St.	74 65
												279	N	Appalachian St.	61 44
												285	H	Ga. Southern	75 57
												292	A	FIU	65 60
												323	H	N.C. Central	73 52
												341	A	Charleston So.	81 41
												342	H	Coppin St.	82 51
												349	A	South Carolina St.	66 55
LAST 10 Division I															
349	A	South Carolina St.	66 55	239	A	Howard	75 59								
138	A	N.C. A&T	69 58	184	A	Norfolk St.	51 <b>61</b>								
323	H	N.C. Central	73 52	19	H	Central Mich.	67 <b>92</b>								
265	H	Morgan St.	74 65	256	A	Stetson	59 55								
342	H	Coppin St.	82 51	279	N	Appalachian St.	61 44								

Non-Div I Games: Edward Waters 79 46 Palm Beach Atl. 68 45

Bethune-Cookman



Binghamton

Through Games Of Jan. 30, 2020

Average RPI Win:	267	WON-LOST	WINNING	LAST 10	STRENGTH OF	OPP. STRENGTH	TEAM	ADJ.	CONF.	ADJ CONF.
Average RPI Loss:	188	RECORD	PCT. RANK	GAMES	SCHEDULE	OF SCHEDULE	RPI	RPI	RPI	RPI
DIV. I ONLY	14- 6	59	6-4	338	268	188	188	28	28	
DIV. I NON-CONF.	10- 2	30	2-0	325	234	119	119	27	27	
TOTALS	RPI 1-25	RPI 26-50	W-L RECORDS	RPI 51-100	RPI 101-150	RPI 150+				
14- 6	0- 0	0- 0	OVERALL	0- 2	1- 0	13- 4				
7- 2	0- 0	0- 0	HOME	0- 1	0- 0	7- 1				
6- 3	0- 0	0- 0	AWAY	0- 1	1- 0	5- 2				
1- 1	0- 0	0- 0	NEUTRAL	0- 0	0- 0	1- 1				
10- 2	0- 0	0- 0	NON-CONFERENCE	0- 1	1- 0	9- 1				
5- 0	0- 0	0- 0	HOME	0- 0	0- 0	5- 0				
4- 1	0- 0	0- 0	AWAY	0- 1	1- 0	3- 0				
1- 1	0- 0	0- 0	NEUTRAL	0- 0	0- 0	1- 1				
4- 4	0- 0	0- 0	CONFERENCE	0- 1	0- 0	4- 3				
2- 2	0- 0	0- 0	HOME	0- 1	0- 0	2- 1				
2- 2	0- 0	0- 0	AWAY	0- 0	0- 0	2- 2				
0- 0	0- 0	0- 0	NEUTRAL	0- 0	0- 0	0- 0				

RPI 1-25			RPI 26-50			RPI 51-100			RPI 101+			Team's RPI: 188
RPI	S	Opponent	Score	RPI	S	Opponent	Score	RPI	S	Opponent	Score	
						58	A Miami (FL)	56	79	136	A Cornell	59 56
						83	H Stony Brook	60	67	162	H Eastern Mich.	78 67
										176	N Austin Peay	63 80
										183	H Lafayette	74 64
										209	H UMass Lowell	56 66
										246	H Maine	73 63
										255	H Niagara	74 55
										259	A Delaware St.	75 66
										261	A New Hampshire	63 53
										289	H St. Bonaventure	78 67
										296	A Vermont	62 65
										300	A Siena	89 62
										304	A UMBC	61 43
										307	A Albany (NY)	53 56
										331	H NJIT	75 40
										332	A Fairleigh Dickinson	60 48
										337	N Grambling	88 67
										345	H Hartford	80 44
LAST 10 Division I												
						345	H Hartford	80	44	209	H UMass Lowell	56 66
						261	A New Hampshire	63	53	304	A UMBC	61 43
						83	H Stony Brook	60	67	307	A Albany (NY)	53 56
						246	H Maine	73	63	331	H NJIT	75 40
						296	A Vermont	62	65	337	N Grambling	88 67

Non-Div I Games: Bloomsburg 70 45

Binghamton

Loss, Non-Conf, S Site, H Home A Away N Neutral

Average RPI Win:	236	WON-LOST	WINNING	LAST 10	STRENGTH OF	OPP. STRENGTH	TEAM	ADJ.	CONF.	ADJ CONF.
Average RPI Loss:	90	RECORD	PCT. RANK	GAMES	SCHEDULE	OF SCHEDULE	RPI	RPI	RPI	RPI
DIV. I ONLY	12- 8	114	6-4	117	148	112	112	17	17	
DIV. I NON-CONF.	6- 4	123	2-0	63	48	78	78	23	23	
TOTALS	RPI 1-25	RPI 26-50	W-L RECORDS	RPI 51-100	RPI 101-150	RPI 150+				
12- 8	0- 3	0- 0	OVERALL	1- 2	1- 1	10- 2				
8- 3	0- 1	0- 0	HOME	1- 2	0- 0	7- 0				
4- 5	0- 2	0- 0	AWAY	0- 0	1- 1	3- 2				
0- 0	0- 0	0- 0	NEUTRAL	0- 0	0- 0	0- 0				
6- 4	0- 3	0- 0	NON-CONFERENCE	1- 1	1- 0	4- 0				
4- 2	0- 1	0- 0	HOME	1- 1	0- 0	3- 0				
2- 2	0- 2	0- 0	AWAY	0- 0	1- 0	1- 0				
0- 0	0- 0	0- 0	NEUTRAL	0- 0	0- 0	0- 0				
6- 4	0- 0	0- 0	CONFERENCE	0- 1	0- 1	6- 2				
4- 1	0- 0	0- 0	HOME	0- 1	0- 0	4- 0				
2- 3	0- 0	0- 0	AWAY	0- 0	0- 1	2- 2				
0- 0	0- 0	0- 0	NEUTRAL	0- 0	0- 0	0- 0				

RPI S	Opponent	Score	RPI S	Opponent	Score	RPI S	Opponent	Score	RPI S	Opponent	Score	Team's RPI: 112
3	A Louisville	82 98				69	H BYU	66 55	125	A San Jose St.	61 74	
13	H Missouri St.	69 72				82	H Fresno St.	80 85	127	A UAB	83 81	
21	A TCU	65 77				86	H Washington St.	68 80	186	A UNLV	65 66	
									193	H Portland St.	82 57	
									196	H New Mexico	83 82	
									206	A Wyoming	68 73	
									228	H Pepperdine	76 74	
									254	H San Diego St.	86 72	
									270	A Colorado St.	72 69	
									282	H Nevada	54 40	
									287	A Utah St.	65 59	
									295	A Eastern Wash.	63 61	
									308	H Air Force	70 61	
									324	H Utah Valley	77 69	
LAST 10 Division I												
125	A San Jose St.	61 74	186	A UNLV	65 66							
82	H Fresno St.	80 85	282	H Nevada	54 40							
287	A Utah St.	65 59	206	A Wyoming	68 73							
308	H Air Force	70 61	228	H Pepperdine	76 74							
254	H San Diego St.	86 72	295	A Eastern Wash.	63 61							

Non-Div I Games: Lewis-Clark St. 88 34 Western Ore. 75 32

Boise St.

Loss, Non-Conf, S Site, H Home A Away N Neutral

Average RPI Win:	169	WON-LOST	WINNING	LAST 10	STRENGTH OF	OPP. STRENGTH	TEAM	ADJ.	CONF.	ADJ CONF.
Average RPI Loss:	52	RECORD	PCT. RANK	GAMES	SCHEDULE	OF SCHEDULE	RPI	RPI	RPI	RPI
DIV. I ONLY	11- 9	148	6-4	43	45	65	65	5	5	
DIV. I NON-CONF.	7- 4	100	2-0	92	151	74	74	3	3	
TOTALS	RPI 1-25	RPI 26-50	W-L RECORDS	RPI 51-100	RPI 101-150	RPI 150+				
11- 9	1- 3	0- 3	OVERALL	1- 1	3- 2	6- 0				
5- 3	0- 2	0- 1	HOME	0- 0	1- 0	4- 0				
5- 5	1- 1	0- 2	AWAY	1- 0	1- 2	2- 0				
1- 1	0- 0	0- 0	NEUTRAL	0- 1	1- 0	0- 0				
7- 4	0- 1	0- 0	NON-CONFERENCE	0- 1	2- 2	5- 0				
5- 0	0- 0	0- 0	HOME	0- 0	1- 0	4- 0				
1- 3	0- 1	0- 0	AWAY	0- 0	0- 2	1- 0				
1- 1	0- 0	0- 0	NEUTRAL	0- 1	1- 0	0- 0				
4- 5	1- 2	0- 3	CONFERENCE	1- 0	1- 0	1- 0				
0- 3	0- 2	0- 1	HOME	0- 0	0- 0	0- 0				
4- 2	1- 0	0- 2	AWAY	1- 0	1- 0	1- 0				
0- 0	0- 0	0- 0	NEUTRAL	0- 0	0- 0	0- 0				

RPI 1-25				RPI 26-50				RPI 51-100				RPI 101+			
RPI	S	Opponent	Score	RPI	S	Opponent	Score	RPI	S	Opponent	Score	RPI	S	Opponent	Score
3	H	Louisville	70 81	34	A	Virginia Tech	49 70	62	A	Georgia Tech	55 48	105	H	VCU	87 52
12	A	Northwestern	63 66	37	A	Duke	73 85	68	N	Charlotte	68 84	115	A	Holy Cross	71 80
18	H	NC State	54 72	43	H	Virginia	52 69					120	N	Tulane	89 76
23	A	Florida St.	65 56									123	A	Notre Dame	75 65
												141	A	Providence	60 76
												179	H	Rhode Island	66 55
												189	A	Boston U.	88 57
												209	H	UMass Lowell	89 46
												259	H	Delaware St.	109 69
												276	A	Pittsburgh	79 70
												310	H	St. Francis Brooklyn	106 69
LAST 10 Division I															
23	A	Florida St.	65 56	123	A	Notre Dame	75 65								
34	A	Virginia Tech	49 70	276	A	Pittsburgh	79 70								
62	A	Georgia Tech	55 48	18	H	NC State	54 72								
3	H	Louisville	70 81	259	H	Delaware St.	109 69								
43	H	Virginia	52 69	189	A	Boston U.	88 57								

Non-Div I Games:

Boston College

■ Loss, 
 ■ Non-Conf, S Site, 
 ■ Home 
 ■ Away 
 N Neutral

Average RPI Win: <b>225</b>	WON-LOST	WINNING	LAST 10	STRENGTH OF	OPP. STRENGTH	TEAM	ADJ.	CONF.	ADJ CONF.
Average RPI Loss: <b>143</b>	RECORD	PCT. RANK	GAMES	SCHEDULE	OF SCHEDULE	RPI	RPI	RPI	RPI
DIV. I ONLY	10- 10	174	6-4	209	164	189	189	15	15
DIV. I NON-CONF.	5- 6	187	1-0	174	184	190	190	15	15
TOTALS	RPI 1-25	RPI 26-50	W-L RECORDS	RPI 51-100	RPI 101-150	RPI 150+			
10- 10	0- 0	0- 0	OVERALL	0- 3	2- 4	8- 3			
5- 5	0- 0	0- 0	HOME	0- 3	2- 2	3- 0			
5- 5	0- 0	0- 0	AWAY	0- 0	0- 2	5- 3			
0- 0	0- 0	0- 0	NEUTRAL	0- 0	0- 0	0- 0			
5- 6	0- 0	0- 0	NON-CONFERENCE	0- 2	1- 3	4- 1			
2- 4	0- 0	0- 0	HOME	0- 2	1- 2	1- 0			
3- 2	0- 0	0- 0	AWAY	0- 0	0- 1	3- 1			
0- 0	0- 0	0- 0	NEUTRAL	0- 0	0- 0	0- 0			
5- 4	0- 0	0- 0	CONFERENCE	0- 1	1- 1	4- 2			
3- 1	0- 0	0- 0	HOME	0- 1	1- 0	2- 0			
2- 3	0- 0	0- 0	AWAY	0- 0	0- 1	2- 2			
0- 0	0- 0	0- 0	NEUTRAL	0- 0	0- 0	0- 0			

RPI 1-25				RPI 26-50				RPI 51-100				RPI 101+				Team's RPI: 189	
RPI	S	Opponent	Score	RPI	S	Opponent	Score	RPI	S	Opponent	Score	RPI	S	Opponent	Score		
								65	H	Boston College	57	88	115	H	Holy Cross	76	70
								80	H	Marist	75	89	124	A	California	62	73
								93	H	Colgate	61	70	135	H	Northeastern	72	56
													139	H	Massachusetts	45	58
													142	H	Harvard	39	66
													143	A	Lehigh	34	51
													157	H	Dartmouth	74	56
													173	H	American	59	44
													183	A	Lafayette	57	59
													185	A	UC Davis	68	75
													246	A	Maine	62	49
													261	A	New Hampshire	78	64
													277	A	Navy	41	46
													284	A	Loyola Maryland	41	39
													284	H	Loyola Maryland	44	42
													288	A	Army West Point	72	66
													307	A	Albany (NY)	60	58
LAST 10 Division I																	
				284	A	Loyola Maryland	41	39					288	A	Army West Point	72	66
				115	H	Holy Cross	76	70					143	A	Lehigh	34	51
				277	A	Navy	41	46					173	H	American	59	44
				93	H	Colgate	61	70					183	A	Lafayette	57	59
				284	H	Loyola Maryland	44	42					135	H	Northeastern	72	56

Non-Div I Games:

Boston U.

## Bowling Green

Through Games Of Jan. 30, 2020

Average RPI Win:	237	WON-LOST	WINNING	LAST 10	STRENGTH OF	OPP. STRENGTH	TEAM	ADJ.	CONF.	ADJ CONF.
Average RPI Loss:	130	RECORD	PCT. RANK	GAMES	SCHEDULE	OF SCHEDULE	RPI	RPI	RPI	RPI
DIV. I ONLY	6- 11	253	2-8	122	173	200	200	10	10	
DIV. I NON-CONF.	5- 5	164	1-2	193	238	152	152	10	10	
TOTALS	RPI 1-25	RPI 26-50	W-L RECORDS	RPI 51-100	RPI 101-150	RPI 150+				
6- 11	0- 0	0- 1	OVERALL	0- 3	1- 2	5- 5				
3- 2	0- 0	0- 0	HOME	0- 1	1- 0	2- 1				
2- 7	0- 0	0- 1	AWAY	0- 2	0- 1	2- 3				
1- 2	0- 0	0- 0	NEUTRAL	0- 0	0- 1	1- 1				
5- 5	0- 0	0- 1	NON-CONFERENCE	0- 0	0- 2	5- 2				
2- 0	0- 0	0- 0	HOME	0- 0	0- 0	2- 0				
2- 3	0- 0	0- 1	AWAY	0- 0	0- 1	2- 1				
1- 2	0- 0	0- 0	NEUTRAL	0- 0	0- 1	1- 1				
1- 6	0- 0	0- 0	CONFERENCE	0- 3	1- 0	0- 3				
1- 2	0- 0	0- 0	HOME	0- 1	1- 0	0- 1				
0- 4	0- 0	0- 0	AWAY	0- 2	0- 0	0- 2				
0- 0	0- 0	0- 0	NEUTRAL	0- 0	0- 0	0- 0				

RPI S	Opponent	Score	RPI S	Opponent	Score	RPI S	Opponent	Score	RPI S	Opponent	Score	Team's RPI: 200
26	A Purdue	74 81	72	A Ohio	69 79	107	A Loyola Chicago	76 84				
			75	H Ball St.	80 86	129	N Green Bay	54 73				
			77	A Buffalo	59 65	144	H Western Mich.	72 63				
						162	A Eastern Mich.	61 78				
						163	A Valparaiso	90 95				
						178	A Toledo	72 79				
						194	H Cleveland St.	89 62				
						202	H Akron	73 76				
						234	N San Francisco	56 64				
						253	H Morehead St.	79 65				
						267	A Marshall	82 69				
						268	A Milwaukee	63 51				
						293	N California Baptist	98 60				
LAST 10 Division I												
72	A Ohio	69 79	75	H Ball St.	80 86							
144	H Western Mich.	72 63	162	A Eastern Mich.	61 78							
178	A Toledo	72 79	26	A Purdue	74 81							
77	A Buffalo	59 65	107	A Loyola Chicago	76 84							
202	H Akron	73 76	268	A Milwaukee	63 51							

Non-Div I Games: Davis &amp; Elkins 91 52 Notre Dame (OH) 88 54

Bowling Green

■ Loss, 
 ■ Non-Conf, 
 ■ S Site, 
 ■ H Home 
 ■ A Away 
 N Neutral

Average RPI Win:	186	WON-LOST	WINNING	LAST 10	STRENGTH OF	OPP. STRENGTH	TEAM	ADJ.	CONF.	ADJ CONF.
Average RPI Loss:	80	RECORD	PCT. RANK	GAMES	SCHEDULE	OF SCHEDULE	RPI	RPI	RPI	RPI
DIV. I ONLY	15- 2	16	9-1	255	98	57	57	7	7	
DIV. I NON-CONF.	8- 2	52	2-1	314	79	106	106	7	7	
TOTALS	RPI 1-25	RPI 26-50	W-L RECORDS	RPI 51-100	RPI 101-150	RPI 150+				
15- 2	0- 0	1- 1	OVERALL	2- 0	2- 1	10- 0				
8- 0	0- 0	1- 0	HOME	2- 0	0- 0	5- 0				
4- 1	0- 0	0- 1	AWAY	0- 0	1- 0	3- 0				
3- 1	0- 0	0- 0	NEUTRAL	0- 0	1- 1	2- 0				
8- 2	0- 0	0- 1	NON-CONFERENCE	0- 0	1- 1	7- 0				
3- 0	0- 0	0- 0	HOME	0- 0	0- 0	3- 0				
2- 1	0- 0	0- 1	AWAY	0- 0	0- 0	2- 0				
3- 1	0- 0	0- 0	NEUTRAL	0- 0	1- 1	2- 0				
7- 0	0- 0	1- 0	CONFERENCE	2- 0	1- 0	3- 0				
5- 0	0- 0	1- 0	HOME	2- 0	0- 0	2- 0				
2- 0	0- 0	0- 0	AWAY	0- 0	1- 0	1- 0				
0- 0	0- 0	0- 0	NEUTRAL	0- 0	0- 0	0- 0				

RPI 1-25			RPI 26-50			RPI 51-100			Team's RPI: 57	RPI 101+		
RPI	S	Opponent	Score	RPI	S	Opponent	Score	RPI	S	Opponent	Score	RPI
				33	H	Drake	77 76	61	H	UNI	61 47	107
				46	A	Michigan	57 77	92	H	Illinois St.	76 61	A Loyola Chicago
												60 47
												113 N Liberty
												63 75
												118 N Richmond
												61 57
												158 H Jackson St.
												78 69
												163 A Valparaiso
												75 61
												192 H Miami (OH)
												79 68
												213 A Western Ill.
												84 49
												220 N George Mason
												61 59
												273 H Indiana St.
												91 75
												274 A Oakland
												74 58
												283 H North Dakota St.
												70 64
												295 N Eastern Wash.
												66 46
												312 H Evansville
												82 51
LAST 10 Division I												
				33	H	Drake	77 76	273	H	Indiana St.	91 75	
				61	H	UNI	61 47	312	H	Evansville	82 51	
				163	A	Valparaiso	75 61	295	N	Eastern Wash.	66 46	
				107	A	Loyola Chicago	60 47	113	N	Liberty	63 75	
				92	H	Illinois St.	76 61	158	H	Jackson St.	78 69	

Non-Div I Games: Eureka 101 39

Bradley

Average RPI Win:	276	WON-LOST	WINNING	LAST 10	STRENGTH OF	OPP. STRENGTH	TEAM	ADJ.	CONF.	ADJ CONF.
Average RPI Loss:	148	RECORD	PCT. RANK	GAMES	SCHEDULE	OF SCHEDULE	RPI	RPI	RPI	RPI
DIV. I ONLY	6- 9	234	4-6	215	262	218	218	8	8	
DIV. I NON-CONF.	6- 7	182	4-4	291	322	238	238	8	8	
TOTALS	RPI 1-25	RPI 26-50	W-L RECORDS	RPI 51-100	RPI 101-150	RPI 150+				
6- 9	0- 0	0- 2	OVERALL	0- 1	0- 2	6- 4				
1- 4	0- 0	0- 1	HOME	0- 0	0- 1	1- 2				
5- 4	0- 0	0- 1	AWAY	0- 1	0- 1	5- 1				
0- 1	0- 0	0- 0	NEUTRAL	0- 0	0- 0	0- 1				
6- 7	0- 0	0- 0	NON-CONFERENCE	0- 1	0- 2	6- 4				
1- 3	0- 0	0- 0	HOME	0- 0	0- 1	1- 2				
5- 3	0- 0	0- 0	AWAY	0- 1	0- 1	5- 1				
0- 1	0- 0	0- 0	NEUTRAL	0- 0	0- 0	0- 1				
0- 2	0- 0	0- 2	CONFERENCE	0- 0	0- 0	0- 0				
0- 1	0- 0	0- 1	HOME	0- 0	0- 0	0- 0				
0- 1	0- 0	0- 1	AWAY	0- 0	0- 0	0- 0				
0- 0	0- 0	0- 0	NEUTRAL	0- 0	0- 0	0- 0				

RPI S	Opponent	Score	RPI S	Opponent	Score	RPI S	Opponent	Score	RPI S	Opponent	Score	Team's RPI: 218
39	A Yale	72 79	39	H Yale	40 73	74	A South Fla.	60 70	115	H Holy Cross	71 83	
									139	A Massachusetts	42 95	
									169	H Merrimack	57 72	
									179	N Rhode Island	44 89	
									205	A Fairfield	58 44	
									246	H Maine	76 70	
									261	A New Hampshire	76 68	
									272	A Longwood	76 86	
									292	A FIU	72 57	
									309	A Bryant	56 50	
									309	H Bryant	44 45	
									344	A Central Conn. St.	83 73	
LAST 10 Division I												
39	H Yale	40 73	309	A Bryant	56 50							
39	A Yale	72 79	179	N Rhode Island	44 89							
74	A South Fla.	60 70	115	H Holy Cross	71 83							
292	A FIU	72 57	169	H Merrimack	57 72							
205	A Fairfield	58 44	261	A New Hampshire	76 68							

Non-Div I Games:

Brown

■ Loss, 
 ■ Non-Conf, 
 ■ S Site, 
 ■ H Home 
 ■ A Away 
 N Neutral

Average RPI Win: <b>289</b>	WON-LOST	WINNING	LAST 10	STRENGTH OF	OPP. STRENGTH	TEAM	ADJ.	CONF.	ADJ CONF.
Average RPI Loss: <b>205</b>	RECORD	PCT. RANK	GAMES	SCHEDULE	OF SCHEDULE	RPI	RPI	RPI	RPI
DIV. I ONLY	5- 13	285	4-6	314	313	309	309	29	29
DIV. I NON-CONF.	2- 9	304	1-2	296	257	328	328	29	29
TOTALS	RPI 1-25	RPI 26-50	W-L RECORDS	RPI 51-100	RPI 101-150	RPI 150+			
5- 13	0- 0	0- 0	OVERALL	0- 1	0- 3	5- 9			
2- 7	0- 0	0- 0	HOME	0- 0	0- 1	2- 6			
3- 6	0- 0	0- 0	AWAY	0- 1	0- 2	3- 3			
0- 0	0- 0	0- 0	NEUTRAL	0- 0	0- 0	0- 0			
2- 9	0- 0	0- 0	NON-CONFERENCE	0- 1	0- 3	2- 5			
1- 4	0- 0	0- 0	HOME	0- 0	0- 1	1- 3			
1- 5	0- 0	0- 0	AWAY	0- 1	0- 2	1- 2			
0- 0	0- 0	0- 0	NEUTRAL	0- 0	0- 0	0- 0			
3- 4	0- 0	0- 0	CONFERENCE	0- 0	0- 0	3- 4			
1- 3	0- 0	0- 0	HOME	0- 0	0- 0	1- 3			
2- 1	0- 0	0- 0	AWAY	0- 0	0- 0	2- 1			
0- 0	0- 0	0- 0	NEUTRAL	0- 0	0- 0	0- 0			

RPI 1-25			RPI 26-50			RPI 51-100			RPI 101+			Team's RPI: 309
RPI	S	Opponent	Score	RPI	S	Opponent	Score	RPI	S	Opponent	Score	
						63 A Minnesota	56 101			115 A Holy Cross	75 87	
										141 H Providence	32 76	
										147 A Illinois	55 69	
										169 A Merrimack	66 78	
										209 H UMass Lowell	35 55	
										218 A Brown	45 44	
										218 H Brown	50 56	
										241 A Mt. St. Mary's	72 67	
										241 H Mt. St. Mary's	70 76	
										248 H Saint Francis (PA)	60 63	
										261 H New Hampshire	56 68	
										275 H Wagner	45 58	
										288 A Army West Point	75 81	
										296 A Vermont	66 71	
										307 H Albany (NY)	68 55	
										332 A Fairleigh Dickinson	57 45	
										348 H LIU Brooklyn	57 53	
LAST 10 Division I												
						275 H Wagner	45 58			332 A Fairleigh Dickinson	57 45	
						241 A Mt. St. Mary's	72 67			248 H Saint Francis (PA)	60 63	
						348 H LIU Brooklyn	57 53			288 A Army West Point	75 81	
						241 H Mt. St. Mary's	70 76			307 H Albany (NY)	68 55	
						169 A Merrimack	66 78			218 H Brown	50 56	

Non-Div I Games:

Bryant

■ Loss, 
 ■ Non-Conf, 
 ■ S Site, 
 ■ H Home 
 ■ A Away 
 N Neutral



Average RPI Win:	201	WON-LOST	WINNING	LAST 10	STRENGTH OF	OPP. STRENGTH	TEAM	ADJ.	CONF.	ADJ CONF.
Average RPI Loss:	128	RECORD	PCT. RANK	GAMES	SCHEDULE	OF SCHEDULE	RPI	RPI	RPI	RPI
DIV. I ONLY	15- 5	42	8-2	171	150	66	66	15	15	
DIV. I NON-CONF.	7- 4	100	0-1	143	142	90	90	15	15	
TOTALS	RPI 1-25	RPI 26-50	W-L RECORDS	RPI 51-100	RPI 101-150	RPI 150+				
15- 5	0- 0	0- 1	OVERALL	3- 2	2- 0	10- 2				
7- 1	0- 0	0- 0	HOME	2- 1	0- 0	5- 0				
6- 4	0- 0	0- 1	AWAY	0- 1	2- 0	4- 2				
2- 0	0- 0	0- 0	NEUTRAL	1- 0	0- 0	1- 0				
7- 4	0- 0	0- 1	NON-CONFERENCE	2- 2	0- 0	5- 1				
3- 1	0- 0	0- 0	HOME	1- 1	0- 0	2- 0				
2- 3	0- 0	0- 1	AWAY	0- 1	0- 0	2- 1				
2- 0	0- 0	0- 0	NEUTRAL	1- 0	0- 0	1- 0				
8- 1	0- 0	0- 0	CONFERENCE	1- 0	2- 0	5- 1				
4- 0	0- 0	0- 0	HOME	1- 0	0- 0	3- 0				
4- 1	0- 0	0- 0	AWAY	0- 0	2- 0	2- 1				
0- 0	0- 0	0- 0	NEUTRAL	0- 0	0- 0	0- 0				

RPI S	Opponent	Score	RPI S	Opponent	Score	RPI S	Opponent	Score	RPI S	Opponent	Score
			43 A	Virginia	60 84	51 H	Temple	61 72	115 A	Holy Cross	51 40
						70 H	Drexel	60 49	143 A	Lehigh	71 50
						83 A	Stony Brook	73 78	173 H	American	68 43
						93 H	Colgate	66 43	177 A	Quinnipiac	69 76
						98 N	Cincinnati	56 48	183 H	Lafayette	50 36
									220 A	George Mason	64 51
									239 N	Howard	70 60
									248 A	Saint Francis (PA)	70 46
									277 A	Navy	61 34
									284 A	Loyola Maryland	50 60
									288 A	Army West Point	63 52
									288 H	Army West Point	77 46
									289 H	St. Bonaventure	68 60
									291 H	Monmouth	71 37
LAST 10 Division I											
288 H	Army West Point	77 46	115 A	Holy Cross	51 40						
284 A	Loyola Maryland	50 60	277 A	Navy	61 34						
93 H	Colgate	66 43	183 H	Lafayette	50 36						
143 A	Lehigh	71 50	288 A	Army West Point	63 52						
173 H	American	68 43	83 A	Stony Brook	73 78						

Non-Div I Games:

Bucknell

■ Loss, 
 ■ Non-Conf, S Site, 
 ■ Home 
 ■ Away 
 N Neutral

## Buffalo

Through Games Of Jan. 30, 2020

Average RPI Win:	195	WON-LOST	WINNING	LAST 10	STRENGTH OF	OPP. STRENGTH	TEAM	ADJ.	CONF.	ADJ CONF.
Average RPI Loss:	79	RECORD	PCT. RANK	GAMES	SCHEDULE	OF SCHEDULE	RPI	RPI	RPI	RPI
DIV. I ONLY	13- 6	68	6-4	116	140	77	77	10	10	
DIV. I NON-CONF.	9- 2	38	2-0	171	229	53	53	10	10	
TOTALS	RPI 1-25	RPI 26-50	W-L RECORDS	RPI 51-100	RPI 101-150	RPI 150+				
13- 6	0- 2	0- 0	OVERALL	2- 2	1- 1	10- 1				
7- 2	0- 1	0- 0	HOME	1- 1	0- 0	6- 0				
4- 4	0- 1	0- 0	AWAY	0- 1	1- 1	3- 1				
2- 0	0- 0	0- 0	NEUTRAL	1- 0	0- 0	1- 0				
9- 2	0- 1	0- 0	NON-CONFERENCE	2- 0	0- 1	7- 0				
5- 0	0- 0	0- 0	HOME	1- 0	0- 0	4- 0				
2- 2	0- 1	0- 0	AWAY	0- 0	0- 1	2- 0				
2- 0	0- 0	0- 0	NEUTRAL	1- 0	0- 0	1- 0				
4- 4	0- 1	0- 0	CONFERENCE	0- 2	1- 0	3- 1				
2- 2	0- 1	0- 0	HOME	0- 1	0- 0	2- 0				
2- 2	0- 0	0- 0	AWAY	0- 1	1- 0	1- 1				
0- 0	0- 0	0- 0	NEUTRAL	0- 0	0- 0	0- 0				

RPI 1-25				RPI 26-50				RPI 51-100 Team's RPI: 77				RPI 101+			
RPI	S	Opponent	Score	RPI	S	Opponent	Score	RPI	S	Opponent	Score	RPI	S	Opponent	Score
4	A	Stanford	69 88					70	N	Drexel	63 59	106	A	Kent St.	57 44
19	H	Central Mich.	93 98					72	H	Ohio	65 76	125	A	San Jose St.	88 95
								75	A	Ball St.	65 69	157	H	Dartmouth	73 49
								84	H	Dayton	67 59	162	H	Eastern Mich.	66 63
												166	H	Columbia	82 75
												173	N	American	73 55
												178	A	Toledo	59 71
												192	A	Miami (OH)	86 72
												200	H	Bowling Green	65 59
												255	A	Niagara	81 67
												289	A	St. Bonaventure	46 36
												338	H	Canisius	71 55
												344	H	Central Conn. St.	61 56
LAST 10 Division I															
19	H	Central Mich.	93 98	72	H	Ohio	65 76								
106	A	Kent St.	57 44	178	A	Toledo	59 71								
75	A	Ball St.	65 69	192	A	Miami (OH)	86 72								
162	H	Eastern Mich.	66 63	157	H	Dartmouth	73 49								
200	H	Bowling Green	65 59	84	H	Dayton	67 59								

Non-Div I Games:

Buffalo

■ Loss, 
■ Non-Conf, 
■ S Site, 
■ H Home 
■ A Away 
N Neutral

Average RPI Win:	177	WON-LOST	WINNING	LAST 10	STRENGTH OF	OPP. STRENGTH	TEAM	ADJ.	CONF.	ADJ CONF.
Average RPI Loss:	49	RECORD	PCT. RANK	GAMES	SCHEDULE	OF SCHEDULE	RPI	RPI	RPI	RPI
DIV. I ONLY	14- 6	59	7-3	137	57	91	91	6	6	
DIV. I NON-CONF.	8- 3	68	1-0	202	100	118	118	6	6	
TOTALS	RPI 1-25	RPI 26-50	W-L RECORDS	RPI 51-100	RPI 101-150	RPI 150+				
14- 6	0- 2	2- 1	OVERALL	3- 3	1- 0	8- 0				
8- 4	0- 2	1- 1	HOME	1- 1	0- 0	6- 0				
5- 1	0- 0	1- 0	AWAY	1- 1	1- 0	2- 0				
1- 1	0- 0	0- 0	NEUTRAL	1- 1	0- 0	0- 0				
8- 3	0- 1	0- 0	NON-CONFERENCE	2- 2	0- 0	6- 0				
7- 1	0- 1	0- 0	HOME	1- 0	0- 0	6- 0				
0- 1	0- 0	0- 0	AWAY	0- 1	0- 0	0- 0				
1- 1	0- 0	0- 0	NEUTRAL	1- 1	0- 0	0- 0				
6- 3	0- 1	2- 1	CONFERENCE	1- 1	1- 0	2- 0				
1- 3	0- 1	1- 1	HOME	0- 1	0- 0	0- 0				
5- 0	0- 0	1- 0	AWAY	1- 0	1- 0	2- 0				
0- 0	0- 0	0- 0	NEUTRAL	0- 0	0- 0	0- 0				

RPI 1-25				RPI 26-50				RPI 51-100 Team's RPI: 91				RPI 101+			
RPI	S	Opponent	Score	RPI	S	Opponent	Score	RPI	S	Opponent	Score	RPI	S	Opponent	Score
14	H	Indiana	53 64	35	H	Marquette	61 55	53	H	IUPUI	64 61	141	A	Providence	50 47
16	H	DePaul	65 80	36	A	Creighton	73 67	71	N	Georgia	36 69	202	H	Akron	76 55
				42	H	St. John's (NY)	42 67	72	N	Ohio	60 55	212	H	High Point	74 52
								75	A	Ball St.	70 74	222	A	Georgetown	47 46
								76	H	Seton Hall	62 67	233	A	Xavier	78 70
								89	A	Villanova	58 41	275	H	Wagner	74 58
												280	H	Eastern Ky.	73 41
												315	H	Detroit Mercy	82 60
												318	H	Purdue Fort Wayne	85 58
LAST 10 Division I															
				36	A	Creighton	73 67	89	A	Villanova	58 41				
				141	A	Providence	50 47	233	A	Xavier	78 70				
				16	H	DePaul	65 80	42	H	St. John's (NY)	42 67				
				35	H	Marquette	61 55	76	H	Seton Hall	62 67				
				222	A	Georgetown	47 46	318	H	Purdue Fort Wayne	85 58				

Non-Div I Games:

Butler

CSU Bakersfield

Through Games Of Jan. 30, 2020

Average RPI Win:	247	WON-LOST	WINNING	LAST 10	STRENGTH OF	OPP. STRENGTH	TEAM	ADJ.	CONF.	ADJ CONF.
Average RPI Loss:	178	RECORD	PCT. RANK	GAMES	SCHEDULE	OF SCHEDULE	RPI	RPI	RPI	RPI
DIV. I ONLY	10- 7	122	6-4	229	284	156	156	31	31	
DIV. I NON-CONF.	5- 5	164	1-2	94	171	125	125	32	32	
TOTALS	RPI 1-25	RPI 26-50	W-L RECORDS	RPI 51-100	RPI 101-150	RPI 150+				
10- 7	0- 2	0- 0	OVERALL	0- 0	2- 1	8- 4				
7- 1	0- 0	0- 0	HOME	0- 0	2- 0	5- 1				
3- 6	0- 2	0- 0	AWAY	0- 0	0- 1	3- 3				
0- 0	0- 0	0- 0	NEUTRAL	0- 0	0- 0	0- 0				
5- 5	0- 2	0- 0	NON-CONFERENCE	0- 0	2- 1	3- 2				
5- 0	0- 0	0- 0	HOME	0- 0	2- 0	3- 0				
0- 5	0- 2	0- 0	AWAY	0- 0	0- 1	0- 2				
0- 0	0- 0	0- 0	NEUTRAL	0- 0	0- 0	0- 0				
5- 2	0- 0	0- 0	CONFERENCE	0- 0	0- 0	5- 2				
2- 1	0- 0	0- 0	HOME	0- 0	0- 0	2- 1				
3- 1	0- 0	0- 0	AWAY	0- 0	0- 0	3- 1				
0- 0	0- 0	0- 0	NEUTRAL	0- 0	0- 0	0- 0				

RPI 1-25				RPI 26-50				RPI 51-100				RPI 101+ Team's RPI: 156			
RPI	S	Opponent	Score	RPI	S	Opponent	Score	RPI	S	Opponent	Score	RPI	S	Opponent	Score
10	A	Gonzaga	48 92									108	A	Washington	49 80
11	A	Oregon St.	50 69									117	H	Pacific	80 70
												125	H	San Jose St.	75 71
												160	A	Wright St.	60 65
												230	H	UMKC	70 60
												237	H	North Texas	61 52
												247	A	Grand Canyon	59 54
												263	H	UC Santa Barbara	66 62
												281	A	UC Riverside	52 53
												293	A	California Baptist	66 61
												311	H	New Mexico St.	60 59
												323	H	N.C. Central	80 71
												324	A	Utah Valley	55 53
												329	A	Seattle U	57 63
												347	H	Chicago St.	58 60
LAST 10 Division I															
311	H	New Mexico St.	60 59	293	A	California Baptist	66 61								
329	A	Seattle U	57 63	247	A	Grand Canyon	59 54								
324	A	Utah Valley	55 53	281	A	UC Riverside	52 53								
347	H	Chicago St.	58 60	11	A	Oregon St.	50 69								
230	H	UMKC	70 60	263	H	UC Santa Barbara	66 62								

Non-Div I Games: Fresno Pacific 95 64 Westcliff 100 44 Cal St. Dom. Hills 83 74

CSU Bakersfield

Loss, Non-Conf, S Site, H Home A Away N Neutral

Average RPI Win:	244	WON-LOST	WINNING	LAST 10	STRENGTH OF	OPP. STRENGTH	TEAM	ADJ.	CONF.	ADJ CONF.
Average RPI Loss:	153	RECORD	PCT. RANK	GAMES	SCHEDULE	OF SCHEDULE	RPI	RPI	RPI	RPI
DIV. I ONLY	8- 11	220	5-5	286	106	252	252	27	27	
DIV. I NON-CONF.	4- 9	250	1-3	272	18	271	271	26	26	
TOTALS	RPI 1-25	RPI 26-50	W-L RECORDS	RPI 51-100	RPI 101-150	RPI 150+				
8- 11	0- 1	0- 1	OVERALL	0- 2	1- 1	7- 6				
4- 4	0- 1	0- 1	HOME	0- 1	1- 0	3- 1				
3- 6	0- 0	0- 0	AWAY	0- 1	0- 1	3- 4				
1- 1	0- 0	0- 0	NEUTRAL	0- 0	0- 0	1- 1				
4- 9	0- 1	0- 1	NON-CONFERENCE	0- 2	1- 1	3- 4				
1- 4	0- 1	0- 1	HOME	0- 1	1- 0	0- 1				
2- 4	0- 0	0- 0	AWAY	0- 1	0- 1	2- 2				
1- 1	0- 0	0- 0	NEUTRAL	0- 0	0- 0	1- 1				
4- 2	0- 0	0- 0	CONFERENCE	0- 0	0- 0	4- 2				
3- 0	0- 0	0- 0	HOME	0- 0	0- 0	3- 0				
1- 2	0- 0	0- 0	AWAY	0- 0	0- 0	1- 2				
0- 0	0- 0	0- 0	NEUTRAL	0- 0	0- 0	0- 0				

RPI 1-25				RPI 26-50				RPI 51-100				RPI 101+ Team's RPI: 252			
RPI	S	Opponent	Score	RPI	S	Opponent	Score	RPI	S	Opponent	Score	RPI	S	Opponent	Score
5	H	UCLA	44 58	43	H	Virginia	47 72	81	H	Southern California	53 69	129	A	San Diego	40 59
								86	A	Washington St.	61 71	140	H	Portland	73 64
												161	H	Santa Clara	55 76
												185	A	UC Davis	39 61
												190	H	Hawaii	58 54
												211	N	SMU	58 68
												234	A	San Francisco	61 79
												235	H	Cal St. Fullerton	63 57
												254	A	San Diego St.	74 69
												257	A	Long Beach St.	52 60
												260	A	LMU (CA)	56 54
												273	N	Indiana St.	67 59
												293	A	California Baptist	56 64
												301	A	UC Irvine	56 51
												301	H	UC Irvine	70 62
LAST 10 Division I															
				185	A	UC Davis	39 61	190	H	Hawaii	58 54				
				301	A	UC Irvine	56 51	254	A	San Diego St.	74 69				
				257	A	Long Beach St.	52 60	129	A	San Diego	40 59				
				235	H	Cal St. Fullerton	63 57	161	H	Santa Clara	55 76				
				301	H	UC Irvine	70 62	5	H	UCLA	44 58				

Non-Div I Games: Hope Int'l 77 54

CSUN

■ Loss, 
 ■ Non-Conf, 
 ■ S Site, 
 ■ H Home 
 ■ A Away 
 N Neutral

## Cal Poly

Through Games Of Jan. 30, 2020

Average RPI Win:	272	WON-LOST	WINNING	LAST 10	STRENGTH OF	OPP. STRENGTH	TEAM	ADJ.	CONF.	ADJ CONF.
Average RPI Loss:	206	RECORD	PCT. RANK	GAMES	SCHEDULE	OF SCHEDULE	RPI	RPI	RPI	RPI
DIV. I ONLY	3- 13	316	2-8	266	294	333	333	27	27	
DIV. I NON-CONF.	2- 8	295	1-3	210	282	318	318	26	26	
TOTALS	RPI 1-25	RPI 26-50	W-L RECORDS	RPI 51-100	RPI 101-150	RPI 150+				
3- 13	0- 1	0- 1	OVERALL	0- 1	0- 0	3- 10				
3- 5	0- 0	0- 1	HOME	0- 1	0- 0	3- 3				
0- 8	0- 1	0- 0	AWAY	0- 0	0- 0	0- 7				
0- 0	0- 0	0- 0	NEUTRAL	0- 0	0- 0	0- 0				
2- 8	0- 1	0- 1	NON-CONFERENCE	0- 1	0- 0	2- 5				
2- 3	0- 0	0- 1	HOME	0- 1	0- 0	2- 1				
0- 5	0- 1	0- 0	AWAY	0- 0	0- 0	0- 4				
0- 0	0- 0	0- 0	NEUTRAL	0- 0	0- 0	0- 0				
1- 5	0- 0	0- 0	CONFERENCE	0- 0	0- 0	1- 5				
1- 2	0- 0	0- 0	HOME	0- 0	0- 0	1- 2				
0- 3	0- 0	0- 0	AWAY	0- 0	0- 0	0- 3				
0- 0	0- 0	0- 0	NEUTRAL	0- 0	0- 0	0- 0				

RPI 1-25				RPI 26-50				RPI 51-100				RPI 101+ Team's RPI: 333			
RPI	S	Opponent	Score	RPI	S	Opponent	Score	RPI	S	Opponent	Score	RPI	S	Opponent	Score
25	A	Arizona St.	41 66	28	H	Old Dominion	55 61	82	H	Fresno St.	52 79	168	A	Saint Mary's (CA)	67 84
												185	H	UC Davis	36 42
												215	H	Lamar University	57 56
												228	A	Pepperdine	53 63
												235	A	Cal St. Fullerton	64 65
												257	A	Long Beach St.	69 72
												263	A	UC Santa Barbara	50 52
												281	H	UC Riverside	75 70
												282	A	Nevada	40 71
												297	A	Denver	66 96
												301	H	UC Irvine	57 68
												319	H	Sacramento St.	62 43
												329	H	Seattle U	49 72
LAST 10 Division I															
235	A	Cal St. Fullerton	64 65	257	A	Long Beach St.	69 72								
185	H	UC Davis	36 42	282	A	Nevada	40 71								
281	H	UC Riverside	75 70	329	H	Seattle U	49 72								
301	H	UC Irvine	57 68	168	A	Saint Mary's (CA)	67 84								
263	A	UC Santa Barbara	50 52	215	H	Lamar University	57 56								

Non-Div I Games: Holy Names 100 35

Cal Poly

■ Loss, 
■ Non-Conf, 
■ S Site, 
■ H Home 
■ A Away 
N Neutral

Average RPI Win:	263	WON-LOST	WINNING	LAST 10	STRENGTH OF	OPP. STRENGTH	TEAM	ADJ.	CONF.	ADJ CONF.
Average RPI Loss:	226	RECORD	PCT. RANK	GAMES	SCHEDULE	OF SCHEDULE	RPI	RPI	RPI	RPI
DIV. I ONLY	11- 8	128	7-3	337	281	235	235	27	27	
DIV. I NON-CONF.	8- 5	117	4-0	322	288	214	214	26	26	
TOTALS	RPI 1-25	RPI 26-50	W-L RECORDS	RPI 51-100	RPI 101-150	RPI 150+				
11- 8	0- 0	0- 0	OVERALL	0- 0	1- 0	10- 8				
6- 3	0- 0	0- 0	HOME	0- 0	0- 0	6- 3				
5- 5	0- 0	0- 0	AWAY	0- 0	1- 0	4- 5				
0- 0	0- 0	0- 0	NEUTRAL	0- 0	0- 0	0- 0				
8- 5	0- 0	0- 0	NON-CONFERENCE	0- 0	1- 0	7- 5				
4- 2	0- 0	0- 0	HOME	0- 0	0- 0	4- 2				
4- 3	0- 0	0- 0	AWAY	0- 0	1- 0	3- 3				
0- 0	0- 0	0- 0	NEUTRAL	0- 0	0- 0	0- 0				
3- 3	0- 0	0- 0	CONFERENCE	0- 0	0- 0	3- 3				
2- 1	0- 0	0- 0	HOME	0- 0	0- 0	2- 1				
1- 2	0- 0	0- 0	AWAY	0- 0	0- 0	1- 2				
0- 0	0- 0	0- 0	NEUTRAL	0- 0	0- 0	0- 0				

RPI 1-25			RPI 26-50			RPI 51-100			RPI 101+ Team's RPI: 235		
RPI	S	Opponent	Score	RPI	S	Opponent	Score	RPI	S	Opponent	Score
								129	A	San Diego	72 67
								182	H	Montana	69 71
								186	A	UNLV	64 58
								190	A	Hawaii	72 79
								208	A	Southern Utah	63 79
								227	H	Delaware	55 72
								234	A	San Francisco	63 71
								247	A	Grand Canyon	80 70
								252	A	CSUN	57 63
								254	A	San Diego St.	45 55
								257	H	Long Beach St.	69 65
								260	A	LMU (CA)	79 74
								263	A	UC Santa Barbara	70 68
								263	H	UC Santa Barbara	66 75
								287	H	Utah St.	83 62
								293	H	California Baptist	97 93
								308	H	Air Force	79 70
								329	H	Seattle U	81 63
								333	H	Cal Poly	65 64
LAST 10 Division I											
								263	A	UC Santa Barbara	70 68
								329	H	Seattle U	81 63
								308	H	Air Force	79 70
								293	H	California Baptist	97 93
								129	A	San Diego	72 67

Non-Div I Games:

Cal St. Fullerton

■ Loss, 
 ■ Non-Conf, S Site, 
 ■ Home 
 ■ Away 
 N Neutral

# California

Through Games Of Jan. 30, 2020

Average RPI Win:	219	WON-LOST	WINNING	LAST 10	STRENGTH OF	OPP. STRENGTH	TEAM	ADJ.	CONF.	ADJ CONF.
Average RPI Loss:	48	RECORD	PCT. RANK	GAMES	SCHEDULE	OF SCHEDULE	RPI	RPI	RPI	RPI
DIV. I ONLY	8- 11	220	1-9	14	66	124	124	1	1	
DIV. I NON-CONF.	8- 3	68	1-1	70	249	61	61	1	1	
TOTALS	RPI 1-25	RPI 26-50	W-L RECORDS	RPI 51-100	RPI 101-150	RPI 150+				
8- 11	0- 6	1- 1	OVERALL	0- 2	0- 2	7- 0				
7- 6	0- 2	1- 1	HOME	0- 2	0- 1	6- 0				
1- 5	0- 4	0- 0	AWAY	0- 0	0- 1	1- 0				
0- 0	0- 0	0- 0	NEUTRAL	0- 0	0- 0	0- 0				
8- 3	0- 2	1- 0	NON-CONFERENCE	0- 0	0- 1	7- 0				
7- 1	0- 1	1- 0	HOME	0- 0	0- 0	6- 0				
1- 2	0- 1	0- 0	AWAY	0- 0	0- 1	1- 0				
0- 0	0- 0	0- 0	NEUTRAL	0- 0	0- 0	0- 0				
0- 8	0- 4	0- 1	CONFERENCE	0- 2	0- 1	0- 0				
0- 5	0- 1	0- 1	HOME	0- 2	0- 1	0- 0				
0- 3	0- 3	0- 0	AWAY	0- 0	0- 0	0- 0				
0- 0	0- 0	0- 0	NEUTRAL	0- 0	0- 0	0- 0				

RPI S Opponent Score	RPI S Opponent Score	RPI S Opponent Score	RPI S Opponent Score
1 A Oregon 55 105	41 H Arkansas 84 80	86 H Washington St. 75 96	108 H Washington 64 67
4 A Stanford 40 73	48 H Colorado 50 62	97 H Utah 62 71	142 A Harvard 53 56
4 H Stanford 65 79			161 H Santa Clara 69 65
9 A UConn 61 72			189 H Boston U. 73 62
11 A Oregon St. 44 81			247 H Grand Canyon 72 53
22 H Kentucky 61 63			254 A San Diego St. 74 48
			257 H Long Beach St. 68 45
			281 H UC Riverside 84 61
			323 H N.C. Central 90 69
LAST 10 Division I			
48 H Colorado 50 62	4 A Stanford 40 73		
97 H Utah 62 71	86 H Washington St. 75 96		
1 A Oregon 55 105	108 H Washington 64 67		
11 A Oregon St. 44 81	247 H Grand Canyon 72 53		
4 H Stanford 65 79	22 H Kentucky 61 63		

Non-Div I Games:

California

Loss, Non-Conf, S Site, H Home A Away N Neutral



Average RPI Win:	270	WON-LOST	WINNING	LAST 10	STRENGTH OF	OPP. STRENGTH	TEAM	ADJ.	CONF.	ADJ CONF.
Average RPI Loss:	218	RECORD	PCT. RANK	GAMES	SCHEDULE	OF SCHEDULE	RPI	RPI	RPI	RPI
DIV. I ONLY	8- 11	220	3-7	299	334	293	293	31	31	
DIV. I NON-CONF.	6- 6	164	1-2	229	312	236	236	32	32	
TOTALS	RPI 1-25	RPI 26-50	W-L RECORDS	RPI 51-100	RPI 101-150	RPI 150+				
8- 11	0- 1	0- 0	OVERALL	0- 0	0- 0	8- 10				
6- 3	0- 0	0- 0	HOME	0- 0	0- 0	6- 3				
2- 5	0- 0	0- 0	AWAY	0- 0	0- 0	2- 5				
0- 3	0- 1	0- 0	NEUTRAL	0- 0	0- 0	0- 2				
6- 6	0- 1	0- 0	NON-CONFERENCE	0- 0	0- 0	6- 5				
5- 1	0- 0	0- 0	HOME	0- 0	0- 0	5- 1				
1- 2	0- 0	0- 0	AWAY	0- 0	0- 0	1- 2				
0- 3	0- 1	0- 0	NEUTRAL	0- 0	0- 0	0- 2				
2- 5	0- 0	0- 0	CONFERENCE	0- 0	0- 0	2- 5				
1- 2	0- 0	0- 0	HOME	0- 0	0- 0	1- 2				
1- 3	0- 0	0- 0	AWAY	0- 0	0- 0	1- 3				
0- 0	0- 0	0- 0	NEUTRAL	0- 0	0- 0	0- 0				

RPI 1-25				RPI 26-50				RPI 51-100				RPI 101+ Team's RPI: 293			
RPI	S	Opponent	Score	RPI	S	Opponent	Score	RPI	S	Opponent	Score	RPI	S	Opponent	Score
4	N	Stanford	78 83									156	H	CSU Bakersfield	61 66
												164	N	Houston	75 96
												195	H	Northern Ariz.	98 79
												200	N	Bowling Green	60 98
												230	A	UMKC	65 75
												235	A	Cal St. Fullerton	93 97
												242	A	Idaho St.	74 68
												247	H	Grand Canyon	58 62
												252	H	CSUN	64 56
												254	H	San Diego St.	68 80
												257	H	Long Beach St.	79 70
												263	H	UC Santa Barbara	85 81
												278	H	Alabama A&M	60 55
												281	A	UC Riverside	64 80
												311	A	New Mexico St.	56 57
												317	A	UTRGV	68 87
												324	H	Utah Valley	80 67
												347	A	Chicago St.	80 65
LAST 10 Division I															
324	H	Utah Valley	80 67	317	A	UTRGV	68 87								
230	A	UMKC	65 75	311	A	New Mexico St.	56 57								
347	A	Chicago St.	80 65	254	H	San Diego St.	68 80								
247	H	Grand Canyon	58 62	242	A	Idaho St.	74 68								
156	H	CSU Bakersfield	61 66	235	A	Cal St. Fullerton	93 97								

Non-Div I Games: Ottawa (AZ) 103 75 LIFE Pacific 93 48

California Baptist

Loss, Non-Conf, S Site, H Home A Away N Neutral

Average RPI Win:	254	WON-LOST	WINNING	LAST 10	STRENGTH OF	OPP. STRENGTH	TEAM	ADJ.	CONF.	ADJ CONF.
Average RPI Loss:	194	RECORD	PCT. RANK	GAMES	SCHEDULE	OF SCHEDULE	RPI	RPI	RPI	RPI
DIV. I ONLY	12- 5	55	9-1	295	337	128	128	26	26	
DIV. I NON-CONF.	3- 4	201	0	285	267	225	225	28	28	
TOTALS	RPI 1-25	RPI 26-50	W-L RECORDS	RPI 51-100	RPI 101-150	RPI 150+				
12- 5	0- 0	0- 1	OVERALL	0- 1	1- 0	11- 3				
7- 0	0- 0	0- 0	HOME	0- 0	1- 0	6- 0				
5- 5	0- 0	0- 1	AWAY	0- 1	0- 0	5- 3				
0- 0	0- 0	0- 0	NEUTRAL	0- 0	0- 0	0- 0				
3- 4	0- 0	0- 1	NON-CONFERENCE	0- 1	1- 0	2- 2				
2- 0	0- 0	0- 0	HOME	0- 0	1- 0	1- 0				
1- 4	0- 0	0- 1	AWAY	0- 1	0- 0	1- 2				
0- 0	0- 0	0- 0	NEUTRAL	0- 0	0- 0	0- 0				
9- 1	0- 0	0- 0	CONFERENCE	0- 0	0- 0	9- 1				
5- 0	0- 0	0- 0	HOME	0- 0	0- 0	5- 0				
4- 1	0- 0	0- 0	AWAY	0- 0	0- 0	4- 1				
0- 0	0- 0	0- 0	NEUTRAL	0- 0	0- 0	0- 0				

RPI 1-25			RPI 26-50			RPI 51-100			RPI 101+ Team's RPI: 128		
RPI	S	Opponent	Score	RPI	S	Opponent	Score	RPI	S	Opponent	Score
				28	A	Old Dominion	44 59	90	A	Wake Forest	46 74
								131	H	UNC Greensboro	72 64
								181	A	Hampton	68 31
								212	H	High Point	73 36
								216	H	Kennesaw St.	63 51
								225	A	UNC Asheville	52 60
								229	H	Gardner-Webb	48 44
								238	A	Radford	43 32
								258	H	Winthrop	63 47
								272	A	Longwood	70 55
								298	A	Presbyterian	53 47
								302	A	Hofstra	55 58
								323	A	N.C. Central	64 67
								335	A	Western Caro.	61 40
								340	H	USC Upstate	50 38
								341	H	Charleston So.	61 36
LAST 10 Division I											
				238	A	Radford	43 32	229	H	Gardner-Webb	48 44
				341	H	Charleston So.	61 36	272	A	Longwood	70 55
				298	A	Presbyterian	53 47	225	A	UNC Asheville	52 60
				258	H	Winthrop	63 47	340	H	USC Upstate	50 38
				181	A	Hampton	68 31	212	H	High Point	73 36

Non-Div I Games: St. Andrews 122 56 Bluefield Col. 65 41

Campbell

Loss, Non-Conf, S Site, H Home A Away N Neutral

Average RPI Win:	290	WON-LOST	WINNING	LAST 10	STRENGTH OF	OPP. STRENGTH	TEAM	ADJ.	CONF.	ADJ CONF.
Average RPI Loss:	211	RECORD	PCT. RANK	GAMES	SCHEDULE	OF SCHEDULE	RPI	RPI	RPI	RPI
DIV. I ONLY	2- 16	337	1-9	280	307	338	338	24	24	
DIV. I NON-CONF.	1- 8	322	0-1	310	293	342	342	25	25	
TOTALS	RPI 1-25	RPI 26-50	W-L RECORDS	RPI 51-100	RPI 101-150	RPI 150+				
2- 16	0- 0	0- 0	OVERALL	0- 4	0- 0	2- 12				
1- 6	0- 0	0- 0	HOME	0- 3	0- 0	1- 3				
1- 9	0- 0	0- 0	AWAY	0- 1	0- 0	1- 8				
0- 1	0- 0	0- 0	NEUTRAL	0- 0	0- 0	0- 1				
1- 8	0- 0	0- 0	NON-CONFERENCE	0- 2	0- 0	1- 6				
1- 2	0- 0	0- 0	HOME	0- 1	0- 0	1- 1				
0- 5	0- 0	0- 0	AWAY	0- 1	0- 0	0- 4				
0- 1	0- 0	0- 0	NEUTRAL	0- 0	0- 0	0- 1				
1- 8	0- 0	0- 0	CONFERENCE	0- 2	0- 0	1- 6				
0- 4	0- 0	0- 0	HOME	0- 2	0- 0	0- 2				
1- 4	0- 0	0- 0	AWAY	0- 0	0- 0	1- 4				
0- 0	0- 0	0- 0	NEUTRAL	0- 0	0- 0	0- 0				

RPI 1-25				RPI 26-50				RPI 51-100				RPI 101+				Team's RPI: 338	
RPI	S	Opponent	Score	RPI	S	Opponent	Score	RPI	S	Opponent	Score	RPI	S	Opponent	Score		
								77	A	Buffalo	55	71	177	A	Quinnipiac	71	74
								80	H	Marist	59	90	178	A	Toledo	65	83
								85	H	Rider	57	70	205	A	Fairfield	70	72
								93	H	Colgate	69	90	214	A	Manhattan	50	68
													236	A	Youngstown St.	59	87
													255	A	Niagara	62	81
													256	A	Stetson	52	68
													279	N	Appalachian St.	57	74
													289	H	St. Bonaventure	84	82
													291	A	Monmouth	71	62
													296	A	Vermont	53	76
													300	H	Siena	63	68
													307	H	Albany (NY)	53	70
													336	H	Saint Peter's	68	86
LAST 10 Division I																	
				255	A	Niagara	62	81	300	H	Siena	63	68				
				336	H	Saint Peter's	68	86	80	H	Marist	59	90				
				85	H	Rider	57	70	291	A	Monmouth	71	62				
				177	A	Quinnipiac	71	74	214	A	Manhattan	50	68				
				205	A	Fairfield	70	72	178	A	Toledo	65	83				

Non-Div I Games:

Canisius

■ Loss, 
 ■ Non-Conf, 
 ■ S Site, 
 ■ H Home 
 ■ A Away 
 N Neutral

## Central Ark.

Through Games Of Jan. 30, 2020

Average RPI Win:	284	WON-LOST	WINNING	LAST 10	STRENGTH OF	OPP. STRENGTH	TEAM	ADJ.	CONF.	ADJ CONF.
Average RPI Loss:	135	RECORD	PCT. RANK	GAMES	SCHEDULE	OF SCHEDULE	RPI	RPI	RPI	RPI
DIV. I ONLY	5- 11	273	4-6	132	291	219	219	23	23	
DIV. I NON-CONF.	1- 5	313	0	25	172	211	211	20	20	
TOTALS	RPI 1-25	RPI 26-50	W-L RECORDS	RPI 51-100	RPI 101-150	RPI 150+				
5- 11	0- 1	0- 1	OVERALL	0- 1	0- 3	5- 5				
2- 3	0- 0	0- 0	HOME	0- 1	0- 0	2- 2				
3- 8	0- 1	0- 1	AWAY	0- 0	0- 3	3- 3				
0- 0	0- 0	0- 0	NEUTRAL	0- 0	0- 0	0- 0				
1- 5	0- 1	0- 1	NON-CONFERENCE	0- 0	0- 1	1- 2				
1- 0	0- 0	0- 0	HOME	0- 0	0- 0	1- 0				
0- 5	0- 1	0- 1	AWAY	0- 0	0- 1	0- 2				
0- 0	0- 0	0- 0	NEUTRAL	0- 0	0- 0	0- 0				
4- 6	0- 0	0- 0	CONFERENCE	0- 1	0- 2	4- 3				
1- 3	0- 0	0- 0	HOME	0- 1	0- 0	1- 2				
3- 3	0- 0	0- 0	AWAY	0- 0	0- 2	3- 1				
0- 0	0- 0	0- 0	NEUTRAL	0- 0	0- 0	0- 0				

RPI 1-25				RPI 26-50				RPI 51-100				RPI 101+ Team's RPI: 219			
RPI	S	Opponent	Score	RPI	S	Opponent	Score	RPI	S	Opponent	Score	RPI	S	Opponent	Score
17	A	Texas A&M	46 76	49	A	Tennessee	36 63	87	H	Abilene Christian	64 74	111	A	SFA	41 102
												120	A	Tulane	38 65
												126	A	A&M-Corpus Christi	47 67
												152	H	New Orleans	37 49
												158	H	Jackson St.	57 54
												159	H	Sam Houston St.	54 72
												201	A	Little Rock	48 63
												226	A	Northern Ky.	56 72
												232	A	Southeastern La.	42 63
												294	A	Nicholls St.	53 46
												314	H	Houston Baptist	63 39
												325	A	Incarinate Word	47 37
												328	A	McNeese	70 57
LAST 10 Division I															
232	A	Southeastern La.	42 63	152	H	New Orleans	37 49								
87	H	Abilene Christian	64 74	328	A	McNeese	70 57								
294	A	Nicholls St.	53 46	314	H	Houston Baptist	63 39								
111	A	SFA	41 102	126	A	A&M-Corpus Christi	47 67								
159	H	Sam Houston St.	54 72	325	A	Incarinate Word	47 37								

Non-Div I Games: Hendrix 104 28 Central Baptist 66 43 Crowley's Ridge 82 26

Central Ark.

Loss, Non-Conf, S Site, H Home A Away N Neutral

Average RPI Win:	310	WON-LOST	WINNING	LAST 10	STRENGTH OF	OPP. STRENGTH	TEAM	ADJ.	CONF.	ADJ CONF.
Average RPI Loss:	211	RECORD	PCT. RANK	GAMES	SCHEDULE	OF SCHEDULE	RPI	RPI	RPI	RPI
DIV. I ONLY	2- 18	339	2-8	309	312	344	344	29	29	
DIV. I NON-CONF.	1- 10	329	1-0	267	252	329	329	29	29	
TOTALS	RPI 1-25	RPI 26-50	W-L RECORDS	RPI 51-100	RPI 101-150	RPI 150+				
2- 18	0- 0	0- 1	OVERALL	0- 1	0- 3	2- 13				
1- 7	0- 0	0- 0	HOME	0- 0	0- 1	1- 6				
1- 11	0- 0	0- 1	AWAY	0- 1	0- 2	1- 7				
0- 0	0- 0	0- 0	NEUTRAL	0- 0	0- 0	0- 0				
1- 10	0- 0	0- 1	NON-CONFERENCE	0- 1	0- 2	1- 6				
0- 3	0- 0	0- 0	HOME	0- 0	0- 0	0- 3				
1- 7	0- 0	0- 1	AWAY	0- 1	0- 2	1- 3				
0- 0	0- 0	0- 0	NEUTRAL	0- 0	0- 0	0- 0				
1- 8	0- 0	0- 0	CONFERENCE	0- 0	0- 1	1- 7				
1- 4	0- 0	0- 0	HOME	0- 0	0- 1	1- 3				
0- 4	0- 0	0- 0	AWAY	0- 0	0- 0	0- 4				
0- 0	0- 0	0- 0	NEUTRAL	0- 0	0- 0	0- 0				

RPI S	Opponent	Score	RPI S	Opponent	Score	RPI S	Opponent	Score	RPI S	Opponent	Score	Team's RPI: 344
			31 A	FGCU	60 94	77 A	Buffalo	56 61	109 A	Duquesne	33 72	
									133 H	Robert Morris	56 86	
									143 A	Lehigh	51 70	
									165 A	Fla. Atlantic	54 72	
									169 H	Merrimack	56 65	
									209 H	UMass Lowell	54 56	
									218 H	Brown	73 83	
									241 A	Mt. St. Mary's	64 72	
									248 H	Saint Francis (PA)	52 64	
									261 A	New Hampshire	59 70	
									266 A	Sacred Heart	58 66	
									266 H	Sacred Heart	52 54	
									275 H	Wagner	66 63	
									276 A	Pittsburgh	73 81	
									307 H	Albany (NY)	63 73	
									332 A	Fairleigh Dickinson	47 66	
									345 A	Hartford	61 54	
									348 A	LIU Brooklyn	61 63	
LAST 10 Division I												
			266 H	Sacred Heart	52 54	169 H	Merrimack	56 65				
			275 H	Wagner	66 63	266 A	Sacred Heart	58 66				
			332 A	Fairleigh Dickinson	47 66	248 H	Saint Francis (PA)	52 64				
			241 A	Mt. St. Mary's	64 72	133 H	Robert Morris	56 86				
			348 A	LIU Brooklyn	61 63	345 A	Hartford	61 54				

Non-Div I Games:

Central Conn. St.

■ Loss, 
 ■ Non-Conf, S Site, 
 ■ Home 
 ■ Away 
 N Neutral



Charleston So.

Through Games Of Jan. 30, 2020

Average RPI Win:	225	WON-LOST	WINNING	LAST 10	STRENGTH OF	OPP. STRENGTH	TEAM	ADJ.	CONF.	ADJ CONF.
Average RPI Loss:	220	RECORD	PCT. RANK	GAMES	SCHEDULE	OF SCHEDULE	RPI	RPI	RPI	RPI
DIV. I ONLY	1- 16	344	1-9	245	346	341	341	26	26	
DIV. I NON-CONF.	0- 7	338	0	216	330	340	340	28	28	
TOTALS	RPI 1-25	RPI 26-50	W-L RECORDS	RPI 51-100	RPI 101-150	RPI 150+				
1- 16	0- 1	0- 0	OVERALL	0- 1	0- 2	1- 12				
0- 9	0- 0	0- 0	HOME	0- 0	0- 1	0- 8				
1- 7	0- 1	0- 0	AWAY	0- 1	0- 1	1- 4				
0- 0	0- 0	0- 0	NEUTRAL	0- 0	0- 0	0- 0				
0- 7	0- 1	0- 0	NON-CONFERENCE	0- 1	0- 1	0- 4				
0- 4	0- 0	0- 0	HOME	0- 0	0- 1	0- 3				
0- 3	0- 1	0- 0	AWAY	0- 1	0- 0	0- 1				
0- 0	0- 0	0- 0	NEUTRAL	0- 0	0- 0	0- 0				
1- 9	0- 0	0- 0	CONFERENCE	0- 0	0- 1	1- 8				
0- 5	0- 0	0- 0	HOME	0- 0	0- 0	0- 5				
1- 4	0- 0	0- 0	AWAY	0- 0	0- 1	1- 3				
0- 0	0- 0	0- 0	NEUTRAL	0- 0	0- 0	0- 0				

RPI	S	Opponent	Score	RPI	S	Opponent	Score	RPI	S	Opponent	Score	RPI	S	Opponent	Score	Team's RPI: 341
23	A	Florida St.	36 88					60	A	North Carolina	54 85	128	A	Campbell	36 61	
												150	H	Bethune-Cookman	41 81	
												181	H	Hampton	59 64	
												197	H	North Dakota	57 73	
												212	H	High Point	70 84	
												225	A	UNC Asheville	60 48	
												229	H	Gardner-Webb	52 79	
												238	A	Radford	35 72	
												244	H	Col. of Charleston	70 79	
												258	H	Winthrop	53 58	
												272	A	Longwood	64 84	
												298	H	Presbyterian	46 67	
												335	A	Western Caro.	64 69	
												340	A	USC Upstate	53 70	
												349	H	South Carolina St.	75 81	
LAST 10 Division I																
298	H	Presbyterian	46 67	212	H	High Point	70 84									
258	H	Winthrop	53 58	272	A	Longwood	64 84									
128	A	Campbell	36 61	238	A	Radford	35 72									
181	H	Hampton	59 64	229	H	Gardner-Webb	52 79									
225	A	UNC Asheville	60 48	340	A	USC Upstate	53 70									

Non-Div I Games: Columbia (SC) 76 59 Virginia-Lynchburg 92 55

Charleston So.

Loss, Non-Conf, S Site, H Home A Away N Neutral

Average RPI Win:	191	WON-LOST	WINNING	LAST 10	STRENGTH OF	OPP. STRENGTH	TEAM	ADJ.	CONF.	ADJ CONF.
Average RPI Loss:	69	RECORD	PCT. RANK	GAMES	SCHEDULE	OF SCHEDULE	RPI	RPI	RPI	RPI
DIV. I ONLY	13- 6	68	6-4	124	99	68	68	13	13	
DIV. I NON-CONF.	9- 2	38	2-0	165	74	56	56	14	14	
TOTALS	RPI 1-25	RPI 26-50	W-L RECORDS	RPI 51-100	RPI 101-150	RPI 150+				
13- 6	0- 1	0- 3	OVERALL	3- 0	3- 1	7- 1				
6- 2	0- 0	0- 1	HOME	0- 0	1- 1	5- 0				
5- 4	0- 1	0- 2	AWAY	2- 0	1- 0	2- 1				
2- 0	0- 0	0- 0	NEUTRAL	1- 0	1- 0	0- 0				
9- 2	0- 1	0- 0	NON-CONFERENCE	3- 0	2- 1	4- 0				
4- 1	0- 0	0- 0	HOME	0- 0	1- 1	3- 0				
3- 1	0- 1	0- 0	AWAY	2- 0	0- 0	1- 0				
2- 0	0- 0	0- 0	NEUTRAL	1- 0	1- 0	0- 0				
4- 4	0- 0	0- 3	CONFERENCE	0- 0	1- 0	3- 1				
2- 1	0- 0	0- 1	HOME	0- 0	0- 0	2- 0				
2- 3	0- 0	0- 2	AWAY	0- 0	1- 0	1- 1				
0- 0	0- 0	0- 0	NEUTRAL	0- 0	0- 0	0- 0				

RPI	S	Opponent	Score	RPI	S	Opponent	Score	RPI	S	Opponent	Score	RPI	S	Opponent	Score
22	A	Kentucky	39 86	27	H	Western Ky.	56 60	65	N	Boston College	84 68	118	H	Richmond	78 59
				28	A	Old Dominion	51 54	90	A	Wake Forest	77 65	120	N	Tulane	60 56
				50	A	Middle Tenn.	59 83	96	A	Davidson	75 64	122	H	Fordham	51 76
												127	A	UAB	83 75
												165	A	Fla. Atlantic	44 65
												227	H	Delaware	61 57
												229	H	Gardner-Webb	74 49
												251	H	Louisiana Tech	55 37
												267	H	Marshall	52 46
												271	A	East Carolina	59 47
												292	A	FIU	64 50
												326	H	UMES	64 44
LAST 10 Division I															
251	H	Louisiana Tech	55 37	28	A	Old Dominion	51 54								
292	A	FIU	64 50	50	A	Middle Tenn.	59 83								
165	A	Fla. Atlantic	44 65	127	A	UAB	83 75								
27	H	Western Ky.	56 60	326	H	UMES	64 44								
267	H	Marshall	52 46	96	A	Davidson	75 64								

Non-Div I Games:

Charlotte



## Chattanooga

Through Games Of Jan. 30, 2020

Average RPI Win: <b>227</b>	WON-LOST	WINNING	LAST 10	STRENGTH OF	OPP. STRENGTH	TEAM	ADJ.	CONF.	ADJ CONF.
Average RPI Loss: <b>123</b>	RECORD	PCT. RANK	GAMES	SCHEDULE	OF SCHEDULE	RPI	RPI	RPI	RPI
DIV. I ONLY	4- 16	311	3-7	60	175	231	231	25	25
DIV. I NON-CONF.	1- 13	337	0-4	10	117	215	215	22	22
TOTALS	RPI 1-25	RPI 26-50	W-L RECORDS	RPI 51-100	RPI 101-150	RPI 150+			
4- 16	0- 2	0- 1	OVERALL	0- 6	1- 1	3- 6			
2- 6	0- 0	0- 1	HOME	0- 2	0- 0	2- 3			
2- 10	0- 2	0- 0	AWAY	0- 4	1- 1	1- 3			
0- 0	0- 0	0- 0	NEUTRAL	0- 0	0- 0	0- 0			
1- 13	0- 2	0- 1	NON-CONFERENCE	0- 6	1- 0	0- 4			
0- 6	0- 0	0- 1	HOME	0- 2	0- 0	0- 3			
1- 7	0- 2	0- 0	AWAY	0- 4	1- 0	0- 1			
0- 0	0- 0	0- 0	NEUTRAL	0- 0	0- 0	0- 0			
3- 3	0- 0	0- 0	CONFERENCE	0- 0	0- 1	3- 2			
2- 0	0- 0	0- 0	HOME	0- 0	0- 0	2- 0			
1- 3	0- 0	0- 0	AWAY	0- 0	0- 1	1- 2			
0- 0	0- 0	0- 0	NEUTRAL	0- 0	0- 0	0- 0			

RPI 1-25				RPI 26-50				RPI 51-100				RPI 101+ Team's RPI: 231			
RPI	S	Opponent	Score	RPI	S	Opponent	Score	RPI	S	Opponent	Score	RPI	S	Opponent	Score
3	A	Louisville	37 <b>86</b>	26	H	Purdue	34 <b>66</b>	54	A	Belmont	50 <b>63</b>	113	A	Liberty	71 54
18	A	NC State	38 <b>74</b>					64	H	Troy	51 <b>90</b>	131	A	UNC Greensboro	41 <b>49</b>
								72	H	Ohio	58 <b>70</b>	167	A	Samford	46 <b>60</b>
								73	A	UT Martin	51 <b>78</b>	175	H	Furman	60 52
								78	A	South Dakota St.	56 <b>71</b>	176	H	Austin Peay	49 <b>50</b>
								98	A	Cincinnati	53 <b>72</b>	181	H	Hampton	55 <b>84</b>
												223	H	Northern Colo.	42 <b>59</b>
												280	A	Eastern Ky.	65 <b>71</b>
												286	H	Wofford	80 76
												321	A	Mercer	48 <b>55</b>
												335	A	Western Caro.	59 52
LAST 10 Division I															
321	A	Mercer	48 <b>55</b>	335	A	Western Caro.	59 52	72	H	Ohio	58 <b>70</b>				
167	A	Samford	46 <b>60</b>					18	A	NC State	38 <b>74</b>				
175	H	Furman	60 52					64	H	Troy	51 <b>90</b>				
286	H	Wofford	80 76					78	A	South Dakota St.	56 <b>71</b>				
131	A	UNC Greensboro	41 <b>49</b>												

Non-Div I Games:

Chattanooga

■ Loss, 
■ Non-Conf, S Site, 
■ Home 
■ Away 
N Neutral

Average RPI Win:	156	WON-LOST	WINNING	LAST 10	STRENGTH OF	OPP. STRENGTH	TEAM	ADJ.	CONF.	ADJ CONF.
Average RPI Loss:	227	RECORD	PCT. RANK	GAMES	SCHEDULE	OF SCHEDULE	RPI	RPI	RPI	RPI
DIV. I ONLY	1- 19	348	1-9	307	292	347	347	31	31	
DIV. I NON-CONF.	0- 13	338	0-3	255	234	341	341	32	32	
TOTALS	RPI 1-25	RPI 26-50	W-L RECORDS	RPI 51-100	RPI 101-150	RPI 150+				
1- 19	0- 0	0- 1	OVERALL	0- 1	0- 4	1- 13				
0- 9	0- 0	0- 1	HOME	0- 0	0- 2	0- 6				
1- 9	0- 0	0- 0	AWAY	0- 1	0- 2	1- 6				
0- 1	0- 0	0- 0	NEUTRAL	0- 0	0- 0	0- 1				
0- 13	0- 0	0- 1	NON-CONFERENCE	0- 1	0- 4	0- 7				
0- 6	0- 0	0- 1	HOME	0- 0	0- 2	0- 3				
0- 6	0- 0	0- 0	AWAY	0- 1	0- 2	0- 3				
0- 1	0- 0	0- 0	NEUTRAL	0- 0	0- 0	0- 1				
1- 6	0- 0	0- 0	CONFERENCE	0- 0	0- 0	1- 6				
0- 3	0- 0	0- 0	HOME	0- 0	0- 0	0- 3				
1- 3	0- 0	0- 0	AWAY	0- 0	0- 0	1- 3				
0- 0	0- 0	0- 0	NEUTRAL	0- 0	0- 0	0- 0				

RPI 1-25	RPI 26-50	RPI 51-100	RPI 101+	Team's RPI: 347
RPI S Opponent Score	RPI S Opponent Score	RPI S Opponent Score	RPI S Opponent Score	
	32 H Arizona 50 82	99 A UT Arlington 53 84	107 H Loyola Chicago 53 98	
			129 H Green Bay 46 102	
			144 A Western Mich. 69 90	
			147 A Illinois 66 96	
			156 A CSU Bakersfield 60 58	
			163 A Valparaiso 49 95	
			213 H Western Ill. 78 88	
			247 A Grand Canyon 49 69	
			263 N UC Santa Barbara 65 96	
			274 H Oakland 70 98	
			282 A Nevada 60 80	
			293 H California Baptist 65 80	
			311 H New Mexico St. 60 73	
			312 A Evansville 42 76	
			317 H UTRGV 67 87	
			324 A Utah Valley 58 89	
			329 A Seattle U 51 80	
			334 H UIC 61 73	
LAST 10 Division I				
	293 H California Baptist 65 80	329 A Seattle U 51 80		
	156 A CSU Bakersfield 60 58	324 A Utah Valley 58 89		
	247 A Grand Canyon 49 69	163 A Valparaiso 49 95		
	317 H UTRGV 67 87	312 A Evansville 42 76		
	311 H New Mexico St. 60 73	144 A Western Mich. 69 90		

Non-Div I Games:

Chicago St.

Average RPI Win:	176	WON-LOST	WINNING	LAST 10	STRENGTH OF	OPP. STRENGTH	TEAM	ADJ.	CONF.	ADJ CONF.
Average RPI Loss:	58	RECORD	PCT. RANK	GAMES	SCHEDULE	OF SCHEDULE	RPI	RPI	RPI	RPI
DIV. I ONLY	13- 7	87	7-3	142	31	98	98	9	9	
DIV. I NON-CONF.	9- 4	84	3-0	256	25	153	153	9	9	
TOTALS	RPI 1-25	RPI 26-50	W-L RECORDS	RPI 51-100	RPI 101-150	RPI 150+				
13- 7	0- 2	0- 1	OVERALL	4- 3	1- 1	8- 0				
10- 2	0- 0	0- 1	HOME	4- 1	0- 0	6- 0				
3- 3	0- 1	0- 0	AWAY	0- 1	1- 1	2- 0				
0- 2	0- 1	0- 0	NEUTRAL	0- 1	0- 0	0- 0				
9- 4	0- 1	0- 1	NON-CONFERENCE	2- 2	1- 0	6- 0				
7- 2	0- 0	0- 1	HOME	2- 1	0- 0	5- 0				
2- 0	0- 0	0- 0	AWAY	0- 0	1- 0	1- 0				
0- 2	0- 1	0- 0	NEUTRAL	0- 1	0- 0	0- 0				
4- 3	0- 1	0- 0	CONFERENCE	2- 1	0- 1	2- 0				
3- 0	0- 0	0- 0	HOME	2- 0	0- 0	1- 0				
1- 3	0- 1	0- 0	AWAY	0- 1	0- 1	1- 0				
0- 0	0- 0	0- 0	NEUTRAL	0- 0	0- 0	0- 0				

RPI 1-25				RPI 26-50				RPI 51-100				RPI 101+			
RPI	S	Opponent	Score	RPI	S	Opponent	Score	RPI	S	Opponent	Score	RPI	S	Opponent	Score
7	N	Iowa	61 69	30	H	Ohio St.	73 78	51	H	Temple	86 81	105	A	VCU	58 56
9	A	UConn	50 80					59	H	UCF	81 64	120	A	Tulane	59 64
								66	N	Bucknell	48 56	164	H	Houston	85 66
								74	A	South Fla.	68 76	180	A	Memphis	73 66
								75	H	Ball St.	63 56	192	H	Miami (OH)	98 68
								97	H	Utah	68 62	231	H	Chattanooga	72 53
								100	H	Saint Louis	50 60	233	A	Xavier	85 78
												276	H	Pittsburgh	69 53
												278	H	Alabama A&M	62 47
												342	H	Coppin St.	86 40
LAST 10 Division I															
		9	A	UConn	50	80				180	A	Memphis	73	66	
		51	H	Temple	86	81				74	A	South Fla.	68	76	
		164	H	Houston	85	66				342	H	Coppin St.	86	40	
		120	A	Tulane	59	64				276	H	Pittsburgh	69	53	
		59	H	UCF	81	64				278	H	Alabama A&M	62	47	

Non-Div I Games:

Cincinnati

Average RPI Win:	226	WON-LOST	WINNING	LAST 10	STRENGTH OF	OPP. STRENGTH	TEAM	ADJ.	CONF.	ADJ CONF.
Average RPI Loss:	69	RECORD	PCT. RANK	GAMES	SCHEDULE	OF SCHEDULE	RPI	RPI	RPI	RPI
DIV. I ONLY	7- 14	257	3-7	52	51	172	172	5	5	
DIV. I NON-CONF.	4- 7	225	0-1	135	145	219	219	3	3	
TOTALS	RPI 1-25	RPI 26-50	W-L RECORDS	RPI 51-100	RPI 101-150	RPI 150+				
7- 14	0- 6	1- 1	OVERALL	0- 4	1- 1	5- 2				
4- 7	0- 4	1- 0	HOME	0- 1	0- 1	3- 1				
2- 6	0- 1	0- 1	AWAY	0- 3	1- 0	1- 1				
1- 1	0- 1	0- 0	NEUTRAL	0- 0	0- 0	1- 0				
4- 7	0- 3	0- 0	NON-CONFERENCE	0- 1	0- 1	4- 2				
2- 4	0- 1	0- 0	HOME	0- 1	0- 1	2- 1				
1- 2	0- 1	0- 0	AWAY	0- 0	0- 0	1- 1				
1- 1	0- 1	0- 0	NEUTRAL	0- 0	0- 0	1- 0				
3- 7	0- 3	1- 1	CONFERENCE	0- 3	1- 0	1- 0				
2- 3	0- 3	1- 0	HOME	0- 0	0- 0	1- 0				
1- 4	0- 0	0- 1	AWAY	0- 3	1- 0	0- 0				
0- 0	0- 0	0- 0	NEUTRAL	0- 0	0- 0	0- 0				

RPI 1-25				RPI 26-50				RPI 51-100				RPI 101+ Team's RPI: 172			
RPI	S	Opponent	Score	RPI	S	Opponent	Score	RPI	S	Opponent	Score	RPI	S	Opponent	Score
2	H	South Carolina	48 84	34	A	Virginia Tech	50 71	58	A	Miami (FL)	64 68	123	A	Notre Dame	71 55
3	H	Louisville	50 75	37	H	Duke	62 58	62	A	Georgia Tech	47 49	138	H	N.C. A&T	74 82
6	N	Maryland	44 63					67	H	Alabama	54 67	175	H	Furman	77 71
7	A	Iowa	60 74					90	A	Wake Forest	58 63	187	A	Penn St.	55 68
18	H	NC State	60 79									276	H	Pittsburgh	75 67
23	H	Florida St.	64 81									277	H	Navy	52 65
												320	N	Alcorn	77 46
												321	A	Mercer	65 61
												327	H	Alabama St.	76 43
LAST 10 Division I															
18	H	NC State	60 79	62	A	Georgia Tech	47 49								
34	A	Virginia Tech	50 71	90	A	Wake Forest	58 63								
58	A	Miami (FL)	64 68	3	H	Louisville	50 75								
37	H	Duke	62 58	123	A	Notre Dame	71 55								
276	H	Pittsburgh	75 67	138	H	N.C. A&T	74 82								

Non-Div I Games:

Clemson

■ Loss, 
■ Non-Conf, 
■ S Site, 
■ H Home 
■ A Away 
N Neutral

Average RPI Win:	278	WON-LOST	WINNING	LAST 10	STRENGTH OF	OPP. STRENGTH	TEAM	ADJ.	CONF.	ADJ CONF.
Average RPI Loss:	152	RECORD	PCT. RANK	GAMES	SCHEDULE	OF SCHEDULE	RPI	RPI	RPI	RPI
DIV. I ONLY	13- 6	68	5-5	347	202	194	194	21	21	
DIV. I NON-CONF.	8- 1	27	0	351	188	177	177	19	19	
TOTALS	RPI 1-25	RPI 26-50	W-L RECORDS	RPI 51-100	RPI 101-150	RPI 150+				
13- 6	0- 0	0- 0	OVERALL	0- 2	0- 1	13- 3				
4- 2	0- 0	0- 0	HOME	0- 1	0- 1	4- 0				
9- 4	0- 0	0- 0	AWAY	0- 1	0- 0	9- 3				
0- 0	0- 0	0- 0	NEUTRAL	0- 0	0- 0	0- 0				
8- 1	0- 0	0- 0	NON-CONFERENCE	0- 0	0- 0	8- 1				
1- 0	0- 0	0- 0	HOME	0- 0	0- 0	1- 0				
7- 1	0- 0	0- 0	AWAY	0- 0	0- 0	7- 1				
0- 0	0- 0	0- 0	NEUTRAL	0- 0	0- 0	0- 0				
5- 5	0- 0	0- 0	CONFERENCE	0- 2	0- 1	5- 2				
3- 2	0- 0	0- 0	HOME	0- 1	0- 1	3- 0				
2- 3	0- 0	0- 0	AWAY	0- 1	0- 0	2- 2				
0- 0	0- 0	0- 0	NEUTRAL	0- 0	0- 0	0- 0				

RPI S	Opponent	Score	RPI S	Opponent	Score	RPI S	Opponent	Score	RPI S	Opponent	Score	Team's RPI: 194
						53	A IUPUI	48 58	129	H Green Bay	54 74	
						53	H IUPUI	53 78	160	A Wright St.	62 78	
									200	A Bowling Green	62 89	
									202	H Akron	66 62	
									226	A Northern Ky.	73 68	
									236	H Youngstown St.	60 52	
									243	A ETSU	62 54	
									259	A Delaware St.	57 49	
									268	H Milwaukee	58 49	
									274	A Oakland	79 58	
									289	A St. Bonaventure	65 62	
									299	A Omaha	79 66	
									302	A Hofstra	61 51	
									315	A Detroit Mercy	59 70	
									334	H UIC	84 44	
									335	A Western Caro.	68 61	
									348	A LIU Brooklyn	79 49	
LAST 10 Division I												
			53	A IUPUI	48 58	236	H Youngstown St.	60 52				
			129	H Green Bay	54 74	226	A Northern Ky.	73 68				
			268	H Milwaukee	58 49	160	A Wright St.	62 78				
			274	A Oakland	79 58	53	H IUPUI	53 78				
			315	A Detroit Mercy	59 70	334	H UIC	84 44				

Non-Div I Games: Davis &amp; Elkins 110 41 Lake Erie 95 49

Cleveland St.

Average RPI Win:	247	WON-LOST	WINNING	LAST 10	STRENGTH OF	OPP. STRENGTH	TEAM	ADJ.	CONF.	ADJ CONF.
Average RPI Loss:	131	RECORD	PCT. RANK	GAMES	SCHEDULE	OF SCHEDULE	RPI	RPI	RPI	RPI
DIV. I ONLY	14- 3	26	8-2	333	207	119	119	22	22	
DIV. I NON-CONF.	8- 1	27	2-0	344	251	165	165	21	21	
TOTALS	RPI 1-25	RPI 26-50	W-L RECORDS	RPI 51-100	RPI 101-150	RPI 150+				
14- 3	0- 0	0- 0	OVERALL	1- 1	1- 1	12- 1				
7- 1	0- 0	0- 0	HOME	1- 0	1- 1	5- 0				
6- 2	0- 0	0- 0	AWAY	0- 1	0- 0	6- 1				
1- 0	0- 0	0- 0	NEUTRAL	0- 0	0- 0	1- 0				
8- 1	0- 0	0- 0	NON-CONFERENCE	0- 0	1- 1	7- 0				
4- 1	0- 0	0- 0	HOME	0- 0	1- 1	3- 0				
3- 0	0- 0	0- 0	AWAY	0- 0	0- 0	3- 0				
1- 0	0- 0	0- 0	NEUTRAL	0- 0	0- 0	1- 0				
6- 2	0- 0	0- 0	CONFERENCE	1- 1	0- 0	5- 1				
3- 0	0- 0	0- 0	HOME	1- 0	0- 0	2- 0				
3- 2	0- 0	0- 0	AWAY	0- 1	0- 0	3- 1				
0- 0	0- 0	0- 0	NEUTRAL	0- 0	0- 0	0- 0				

RPI 1-25				RPI 26-50				RPI 51-100				RPI 101+ Team's RPI: 119			
RPI	S	Opponent	Score	RPI	S	Opponent	Score	RPI	S	Opponent	Score	RPI	S	Opponent	Score
								64	A	Troy	77 84	118	H	Richmond	67 79
								99	H	UT Arlington	62 56	131	H	UNC Greensboro	63 54
												151	N	Elon	76 65
												201	A	Little Rock	68 48
												210	A	Arkansas St.	61 63
												220	H	George Mason	74 59
												250	A	UNCW	62 43
												262	A	South Alabama	71 62
												279	A	Appalachian St.	80 53
												285	H	Ga. Southern	66 59
												286	A	Wofford	78 73
												290	H	Texas St.	75 67
												316	H	Ark.-Pine Bluff	76 69
												335	A	Western Caro.	66 43
												349	H	South Carolina St.	85 44
LAST 10 Division I															
				285	H	Ga. Southern	66 59					290	H	Texas St.	75 67
				210	A	Arkansas St.	61 63					262	A	South Alabama	71 62
				279	A	Appalachian St.	80 53					64	A	Troy	77 84
				201	A	Little Rock	68 48					349	H	South Carolina St.	85 44
				99	H	UT Arlington	62 56					151	N	Elon	76 65

Non-Div I Games: UNC Pembroke 86 44 Wesleyan (GA) 132 32

Coastal Caro.

Loss, Non-Conf, S Site, H Home A Away N Neutral

Average RPI Win:	263	WON-LOST	WINNING	LAST 10	STRENGTH OF	OPP. STRENGTH	TEAM	ADJ.	CONF.	ADJ CONF.
Average RPI Loss:	158	RECORD	PCT. RANK	GAMES	SCHEDULE	OF SCHEDULE	RPI	RPI	RPI	RPI
DIV. I ONLY	9- 8	158	5-5	315	256	244	244	14	14	
DIV. I NON-CONF.	6- 4	123	2-1	346	335	276	276	13	13	
TOTALS	RPI 1-25	RPI 26-50	W-L RECORDS	RPI 51-100	RPI 101-150	RPI 150+				
9- 8	0- 0	0- 1	OVERALL	1- 1	0- 1	8- 5				
5- 4	0- 0	0- 1	HOME	1- 0	0- 1	4- 2				
4- 4	0- 0	0- 0	AWAY	0- 1	0- 0	4- 3				
0- 0	0- 0	0- 0	NEUTRAL	0- 0	0- 0	0- 0				
6- 4	0- 0	0- 0	NON-CONFERENCE	0- 1	0- 1	6- 2				
2- 2	0- 0	0- 0	HOME	0- 0	0- 1	2- 1				
4- 2	0- 0	0- 0	AWAY	0- 1	0- 0	4- 1				
0- 0	0- 0	0- 0	NEUTRAL	0- 0	0- 0	0- 0				
3- 4	0- 0	0- 1	CONFERENCE	1- 0	0- 0	2- 3				
3- 2	0- 0	0- 1	HOME	1- 0	0- 0	2- 1				
0- 2	0- 0	0- 0	AWAY	0- 0	0- 0	0- 2				
0- 0	0- 0	0- 0	NEUTRAL	0- 0	0- 0	0- 0				

RPI S	Opponent	Score	RPI S	Opponent	Score	RPI S	Opponent	Score	RPI S	Opponent	Score	Team's RPI: 244
44	H James Madison	53 87	70	H Drexel	73 59	131	H UNC Greensboro	56 69	151	A Elon	48 90	
			90	A Wake Forest	50 106	153	A William & Mary	60 85	174	H Towson	62 79	
						212	A High Point	79 70	220	H George Mason	61 72	
						227	H Delaware	84 73	250	H UNCW	67 63	
						258	A Winthrop	84 73	298	A Presbyterian	54 58	
						323	H N.C. Central	85 78	335	H Western Caro.	73 62	
						341	A Charleston So.	79 70	349	A South Carolina St.	76 55	
LAST 10 Division I												
250	H UNCW	67 63	227	H Delaware	84 73							
44	H James Madison	53 87	70	H Drexel	73 59							
174	H Towson	62 79	335	H Western Caro.	73 62							
153	A William & Mary	60 85	341	A Charleston So.	79 70							
151	A Elon	48 90	131	H UNC Greensboro	56 69							

Non-Div I Games: Coker 82 57

Col. of Charleston

■ Loss, 
 ■ Non-Conf, S Site, 
 ■ Home 
 ■ Away 
 N Neutral

Average RPI Win:	234	WON-LOST	WINNING	LAST 10	STRENGTH OF	OPP. STRENGTH	TEAM	ADJ.	CONF.	ADJ CONF.
Average RPI Loss:	100	RECORD	PCT. RANK	GAMES	SCHEDULE	OF SCHEDULE	RPI	RPI	RPI	RPI
DIV. I ONLY	14- 6	59	7-3	240	139	93	93	15	15	
DIV. I NON-CONF.	8- 3	68	1-0	219	146	71	71	15	15	
TOTALS	RPI 1-25	RPI 26-50	W-L RECORDS	RPI 51-100	RPI 101-150	RPI 150+				
14- 6	0- 1	1- 0	OVERALL	0- 3	1- 0	12- 2				
9- 0	0- 0	1- 0	HOME	0- 0	0- 0	8- 0				
5- 6	0- 1	0- 0	AWAY	0- 3	1- 0	4- 2				
0- 0	0- 0	0- 0	NEUTRAL	0- 0	0- 0	0- 0				
8- 3	0- 1	1- 0	NON-CONFERENCE	0- 2	1- 0	6- 0				
5- 0	0- 0	1- 0	HOME	0- 0	0- 0	4- 0				
3- 3	0- 1	0- 0	AWAY	0- 2	1- 0	2- 0				
0- 0	0- 0	0- 0	NEUTRAL	0- 0	0- 0	0- 0				
6- 3	0- 0	0- 0	CONFERENCE	0- 1	0- 0	6- 2				
4- 0	0- 0	0- 0	HOME	0- 0	0- 0	4- 0				
2- 3	0- 0	0- 0	AWAY	0- 1	0- 0	2- 2				
0- 0	0- 0	0- 0	NEUTRAL	0- 0	0- 0	0- 0				

RPI 1-25				RPI 26-50				RPI 51-100 Team's RPI: 93				RPI 101+			
RPI	S	Opponent	Score	RPI	S	Opponent	Score	RPI	S	Opponent	Score	RPI	S	Opponent	Score
12	A	Northwestern	44 73	39	H	Yale	70 67	66	A	Bucknell	43 66	136	A	Cornell	62 58
								67	A	Alabama	52 72	173	A	American	61 63
								100	A	Saint Louis	51 61	173	H	American	63 62
												183	A	Lafayette	39 55
												183	H	Lafayette	73 52
												189	A	Boston U.	70 61
												209	H	UMass Lowell	73 51
												255	H	Niagara	85 72
												275	H	Wagner	74 58
												277	H	Navy	80 55
												284	A	Loyola Maryland	76 74
												288	H	Army West Point	100 93
												300	H	Siena	88 51
												331	A	NJIT	79 52
												338	A	Canisius	90 69
LAST 10 Division I															
183	A	Lafayette	39 55	277	H	Navy	80 55								
173	H	American	63 62	284	A	Loyola Maryland	76 74								
66	A	Bucknell	43 66	288	H	Army West Point	100 93								
189	A	Boston U.	70 61	173	A	American	61 63								
183	H	Lafayette	73 52	275	H	Wagner	74 58								

Non-Div I Games:

Colgate

■ Loss, 
 ■ Non-Conf, 
 S Site, 
 ■ Home 
 ■ Away 
 N Neutral



# Colorado

Through Games Of Jan. 30, 2020

Average RPI Win:	185	WON-LOST	WINNING	LAST 10	STRENGTH OF	OPP. STRENGTH	TEAM	ADJ.	CONF.	ADJ CONF.
Average RPI Loss:	22	RECORD	PCT. RANK	GAMES	SCHEDULE	OF SCHEDULE	RPI	RPI	RPI	RPI
DIV. I ONLY	14- 6	59	4-6	75	30	48	48	1	1	
DIV. I NON-CONF.	11- 0	1	1-0	283	190	54	54	1	1	
TOTALS	RPI 1-25	RPI 26-50	W-L RECORDS	RPI 51-100	RPI 101-150	RPI 150+				
14- 6	0- 5	0- 0	OVERALL	2- 1	5- 0	7- 0				
7- 3	0- 2	0- 0	HOME	1- 1	2- 0	4- 0				
6- 3	0- 3	0- 0	AWAY	1- 0	2- 0	3- 0				
1- 0	0- 0	0- 0	NEUTRAL	0- 0	1- 0	0- 0				
11- 0	0- 0	0- 0	NON-CONFERENCE	0- 0	4- 0	7- 0				
6- 0	0- 0	0- 0	HOME	0- 0	2- 0	4- 0				
4- 0	0- 0	0- 0	AWAY	0- 0	1- 0	3- 0				
1- 0	0- 0	0- 0	NEUTRAL	0- 0	1- 0	0- 0				
3- 6	0- 5	0- 0	CONFERENCE	2- 1	1- 0	0- 0				
1- 3	0- 2	0- 0	HOME	1- 1	0- 0	0- 0				
2- 3	0- 3	0- 0	AWAY	1- 0	1- 0	0- 0				
0- 0	0- 0	0- 0	NEUTRAL	0- 0	0- 0	0- 0				

RPI S	Opponent	Score	RPI S	Opponent	Score	RPI S	Opponent	Score	RPI S	Opponent	Score
1	A Oregon	46 104				81	H Southern California	66 53	110	H Texas Southern	74 50
4	A Stanford	68 76				97	A Utah	80 70	120	A Tulane	62 52
5	H UCLA	62 65				97	H Utah	69 84	121	H Wisconsin	74 57
11	A Oregon St.	60 72							124	A California	62 50
11	H Oregon St.	52 79							127	N UAB	77 69
									203	H Jacksonville	66 44
									206	A Wyoming	66 56
									233	A Xavier	62 53
									270	A Colorado St.	79 75
									273	H Indiana St.	59 46
									297	H Denver	96 70
									331	H NJIT	80 57
LAST 10 Division I											
11	H Oregon St.	52 79	81	H Southern California	66 53						
124	A California	62 50	11	A Oregon St.	60 72						
4	A Stanford	68 76	1	A Oregon	46 104						
97	H Utah	69 84	97	A Utah	80 70						
5	H UCLA	62 65	120	A Tulane	62 52						

Non-Div I Games:

Colorado

Loss, Non-Conf, S Site, H Home A Away N Neutral

Average RPI Win:	283	WON-LOST	WINNING	LAST 10	STRENGTH OF	OPP. STRENGTH	TEAM	ADJ.	CONF.	ADJ CONF.
Average RPI Loss:	152	RECORD	PCT. RANK	GAMES	SCHEDULE	OF SCHEDULE	RPI	RPI	RPI	RPI
DIV. I ONLY	8- 11	220	5-5	259	273	270	270	17	17	
DIV. I NON-CONF.	4- 5	195	1-1	295	289	279	279	23	23	
TOTALS	RPI 1-25	RPI 26-50	W-L RECORDS	RPI 51-100	RPI 101-150	RPI 150+				
8- 11	0- 0	0- 2	OVERALL	0- 2	0- 2	8- 5				
6- 4	0- 0	0- 1	HOME	0- 0	0- 2	6- 1				
2- 7	0- 0	0- 1	AWAY	0- 2	0- 0	2- 4				
0- 0	0- 0	0- 0	NEUTRAL	0- 0	0- 0	0- 0				
4- 5	0- 0	0- 2	NON-CONFERENCE	0- 1	0- 0	4- 2				
3- 2	0- 0	0- 1	HOME	0- 0	0- 0	3- 1				
1- 3	0- 0	0- 1	AWAY	0- 1	0- 0	1- 1				
0- 0	0- 0	0- 0	NEUTRAL	0- 0	0- 0	0- 0				
4- 6	0- 0	0- 0	CONFERENCE	0- 1	0- 2	4- 3				
3- 2	0- 0	0- 0	HOME	0- 0	0- 2	3- 0				
1- 4	0- 0	0- 0	AWAY	0- 1	0- 0	1- 3				
0- 0	0- 0	0- 0	NEUTRAL	0- 0	0- 0	0- 0				

RPI 1-25				RPI 26-50				RPI 51-100				RPI 101+				Team's RPI: 270	
RPI	S	Opponent	Score	RPI	S	Opponent	Score	RPI	S	Opponent	Score	RPI	S	Opponent	Score		
				48	H	Colorado	75 79	82	A	Fresno St.	53 55	112	H	Boise St.	69 72		
				49	A	Tennessee	41 79	95	A	Idaho	54 61	125	H	San Jose St.	53 58		
												196	A	New Mexico	62 73		
												204	H	Northern Ill.	75 80		
												206	A	Wyoming	56 49		
												223	A	Northern Colo.	75 58		
												224	A	Tulsa	55 61		
												254	A	San Diego St.	49 59		
												281	H	UC Riverside	52 40		
												282	A	Nevada	63 74		
												282	H	Nevada	75 70		
												287	H	Utah St.	56 55		
												308	H	Air Force	60 40		
												325	H	Incarnate Word	75 47		
												351	H	Mississippi Val.	65 46		
LAST 10 Division I																	
				282	A	Nevada	63 74	125	H	San Jose St.	53 58						
				287	H	Utah St.	56 55	206	A	Wyoming	56 49						
				82	A	Fresno St.	53 55	282	H	Nevada	75 70						
				308	H	Air Force	60 40	224	A	Tulsa	55 61						
				196	A	New Mexico	62 73	351	H	Mississippi Val.	65 46						

Non-Div I Games: Western St. 56 47 Chadron St. 102 51

Colorado St.

Loss, Non-Conf, S Site, H Home A Away N Neutral

Average RPI Win:	226	WON-LOST	WINNING	LAST 10	STRENGTH OF	OPP. STRENGTH	TEAM	ADJ.	CONF.	ADJ CONF.
Average RPI Loss:	163	RECORD	PCT. RANK	GAMES	SCHEDULE	OF SCHEDULE	RPI	RPI	RPI	RPI
DIV. I ONLY	10- 5	78	8-2	317	161	166	166	8	8	
DIV. I NON-CONF.	9- 4	84	7-1	326	218	181	181	8	8	
TOTALS	RPI 1-25	RPI 26-50	W-L RECORDS	RPI 51-100	RPI 101-150	RPI 150+				
10- 5	0- 0	0- 0	OVERALL	1- 2	3- 1	6- 2				
7- 1	0- 0	0- 0	HOME	1- 0	2- 0	4- 1				
3- 4	0- 0	0- 0	AWAY	0- 2	1- 1	2- 1				
0- 0	0- 0	0- 0	NEUTRAL	0- 0	0- 0	0- 0				
9- 4	0- 0	0- 0	NON-CONFERENCE	1- 2	2- 0	6- 2				
6- 1	0- 0	0- 0	HOME	1- 0	1- 0	4- 1				
3- 3	0- 0	0- 0	AWAY	0- 2	1- 0	2- 1				
0- 0	0- 0	0- 0	NEUTRAL	0- 0	0- 0	0- 0				
1- 1	0- 0	0- 0	CONFERENCE	0- 0	1- 1	0- 0				
1- 0	0- 0	0- 0	HOME	0- 0	1- 0	0- 0				
0- 1	0- 0	0- 0	AWAY	0- 0	0- 1	0- 0				
0- 0	0- 0	0- 0	NEUTRAL	0- 0	0- 0	0- 0				

RPI S	Opponent	Score	RPI S	Opponent	Score	RPI S	Opponent	Score	RPI S	Opponent	Score	Team's RPI: 166
						77	A Buffalo	75 82	122	H Fordham	70 51	
						94	A Vanderbilt	51 72	133	A Robert Morris	61 59	
						96	H Davidson	63 60	136	A Cornell	77 80	
									136	H Cornell	76 66	
									199	H Saint Joseph's	57 71	
									222	H Georgetown	54 49	
									268	H Milwaukee	74 46	
									288	A Army West Point	71 62	
									307	A Albany (NY)	78 82	
									321	H Mercer	77 48	
									331	H NJIT	99 43	
									343	A Tennessee St.	75 65	
LAST 10 Division I												
136	A Cornell	77 80	331	H NJIT	99 43							
136	H Cornell	76 66	96	H Davidson	63 60							
321	H Mercer	77 48	222	H Georgetown	54 49							
343	A Tennessee St.	75 65	268	H Milwaukee	74 46							
94	A Vanderbilt	51 72	288	A Army West Point	71 62							

Non-Div I Games:

Columbia

■ Loss, 
 ■ Non-Conf, 
 ■ S Site, 
 ■ H Home 
 ■ A Away 
 N Neutral

Average RPI Win:	0	WON-LOST	WINNING	LAST 10	STRENGTH OF	OPP. STRENGTH	TEAM	ADJ.	CONF.	ADJ CONF.
Average RPI Loss:	187	RECORD	PCT. RANK	GAMES	SCHEDULE	OF SCHEDULE	RPI	RPI	RPI	RPI
DIV. I ONLY	0- 19	349	0-10	191	321	342	342	30	30	
DIV. I NON-CONF.	0- 12	338	0-3	144	226	327	327	31	31	
TOTALS	RPI 1-25	RPI 26-50	W-L RECORDS	RPI 51-100	RPI 101-150	RPI 150+				
0- 19	0- 0	0- 2	OVERALL	0- 4	0- 3	0- 10				
0- 7	0- 0	0- 0	HOME	0- 0	0- 1	0- 6				
0- 12	0- 0	0- 2	AWAY	0- 4	0- 2	0- 4				
0- 0	0- 0	0- 0	NEUTRAL	0- 0	0- 0	0- 0				
0- 12	0- 0	0- 2	NON-CONFERENCE	0- 4	0- 1	0- 5				
0- 2	0- 0	0- 0	HOME	0- 0	0- 0	0- 2				
0- 10	0- 0	0- 2	AWAY	0- 4	0- 1	0- 3				
0- 0	0- 0	0- 0	NEUTRAL	0- 0	0- 0	0- 0				
0- 7	0- 0	0- 0	CONFERENCE	0- 0	0- 2	0- 5				
0- 5	0- 0	0- 0	HOME	0- 0	0- 1	0- 4				
0- 2	0- 0	0- 0	AWAY	0- 0	0- 1	0- 1				
0- 0	0- 0	0- 0	NEUTRAL	0- 0	0- 0	0- 0				

RPI S	Opponent	Score	RPI S	Opponent	Score	RPI S	Opponent	Score	RPI S	Opponent	Score	Team's RPI: 342
			38 A	West Virginia	47 82	52 A	South Dakota	44 82	137 A	George Washington	35 54	
			39 A	Rutgers	33 107	78 A	South Dakota St.	41 94	138 H	N.C. A&T	38 84	
						84 A	Dayton	48 78	150 A	Bethune-Cookman	51 82	
						98 A	Cincinnati	40 86	184 H	Norfolk St.	48 85	
									198 A	La Salle	46 79	
									239 H	Howard	54 66	
									255 H	Niagara	67 82	
									265 H	Morgan St.	42 47	
									267 A	Marshall	47 60	
									304 A	UMBC	48 71	
									336 H	Saint Peter's	57 82	
									349 H	South Carolina St.	60 71	
									350 A	Florida A&M	48 58	
LAST 10 Division I												
			239 H	Howard	54 66	184 H	Norfolk St.	48 85				
			265 H	Morgan St.	42 47	349 H	South Carolina St.	60 71				
			138 H	N.C. A&T	38 84	84 A	Dayton	48 78				
			350 A	Florida A&M	48 58	98 A	Cincinnati	40 86				
			150 A	Bethune-Cookman	51 82	255 H	Niagara	67 82				

Non-Div I Games:

Coppin St.

■ Loss, 
 ■ Non-Conf, 
 ■ S Site, 
 ■ H Home 
 ■ A Away 
 N Neutral

Average RPI Win: <b>257</b>	WON-LOST	WINNING	LAST 10	STRENGTH OF	OPP. STRENGTH	TEAM	ADJ.	CONF.	ADJ CONF.
Average RPI Loss: <b>103</b>	RECORD	PCT. RANK	GAMES	SCHEDULE	OF SCHEDULE	RPI	RPI	RPI	RPI
DIV. I ONLY	8- 6	134	6-4	129	250	136	136	8	8
DIV. I NON-CONF.	7- 5	131	5-3	195	244	149	149	8	8
-----									
TOTALS	RPI 1-25	RPI 26-50	W-L RECORDS	RPI 51-100	RPI 101-150	RPI 150+			
8- 6	0- 1	0- 1	OVERALL	0- 1	0- 1	8- 2			
4- 3	0- 0	0- 0	HOME	0- 1	0- 1	4- 1			
4- 3	0- 1	0- 1	AWAY	0- 0	0- 0	4- 1			
0- 0	0- 0	0- 0	NEUTRAL	0- 0	0- 0	0- 0			
7- 5	0- 1	0- 1	NON-CONFERENCE	0- 1	0- 1	7- 1			
3- 3	0- 0	0- 0	HOME	0- 1	0- 1	3- 1			
4- 2	0- 1	0- 1	AWAY	0- 0	0- 0	4- 0			
0- 0	0- 0	0- 0	NEUTRAL	0- 0	0- 0	0- 0			
1- 1	0- 0	0- 0	CONFERENCE	0- 0	0- 0	1- 1			
1- 0	0- 0	0- 0	HOME	0- 0	0- 0	1- 0			
0- 1	0- 0	0- 0	AWAY	0- 0	0- 0	0- 1			
0- 0	0- 0	0- 0	NEUTRAL	0- 0	0- 0	0- 0			

RPI 1-25				RPI 26-50				RPI 51-100				RPI 101+ Team's RPI: 136			
RPI	S	Opponent	Score	RPI	S	Opponent	Score	RPI	S	Opponent	Score	RPI	S	Opponent	Score
21	A	TCU	49 <b>59</b>	38	A	West Virginia	62 <b>68</b>	93	H	Colgate	58 <b>62</b>	109	H	Duquesne	62 <b>72</b>
												166	A	Columbia	66 <b>76</b>
												166	H	Columbia	80 77
												188	H	Binghamton	56 <b>59</b>
												209	A	UMass Lowell	70 56
												243	H	ETSU	71 43
												255	H	Niagara	82 59
												259	A	Delaware St.	77 51
												289	A	St. Bonaventure	70 42
												307	A	Albany (NY)	71 51
												331	H	NJIT	68 44
-----															
LAST 10 Division I															
166	H	Columbia	80 77	109	H	Duquesne	62 <b>72</b>								
166	A	Columbia	66 <b>76</b>	188	H	Binghamton	56 <b>59</b>								
243	H	ETSU	71 43	209	A	UMass Lowell	70 56								
38	A	West Virginia	62 <b>68</b>	259	A	Delaware St.	77 51								
289	A	St. Bonaventure	70 42	255	H	Niagara	82 59								

Non-Div I Games:

Cornell

Creighton

Through Games Of Jan. 30, 2020

Average RPI Win:	135	WON-LOST	WINNING	LAST 10	STRENGTH OF	OPP. STRENGTH	TEAM	ADJ.	CONF.	ADJ CONF.
Average RPI Loss:	48	RECORD	PCT. RANK	GAMES	SCHEDULE	OF SCHEDULE	RPI	RPI	RPI	RPI
DIV. I ONLY	13- 7	87	5-5	38	40	36	36	6	6	
DIV. I NON-CONF.	8- 3	68	0-1	23	38	13	13	6	6	
TOTALS	RPI 1-25	RPI 26-50	W-L RECORDS	RPI 51-100	RPI 101-150	RPI 150+				
13- 7	0- 2	2- 2	OVERALL	5- 3	1- 0	5- 0				
7- 2	0- 1	1- 0	HOME	2- 1	1- 0	3- 0				
4- 5	0- 1	0- 2	AWAY	2- 2	0- 0	2- 0				
2- 0	0- 0	1- 0	NEUTRAL	1- 0	0- 0	0- 0				
8- 3	0- 1	1- 1	NON-CONFERENCE	4- 1	0- 0	3- 0				
4- 0	0- 0	0- 0	HOME	2- 0	0- 0	2- 0				
2- 3	0- 1	0- 1	AWAY	1- 1	0- 0	1- 0				
2- 0	0- 0	1- 0	NEUTRAL	1- 0	0- 0	0- 0				
5- 4	0- 1	1- 1	CONFERENCE	1- 2	1- 0	2- 0				
3- 2	0- 1	1- 0	HOME	0- 1	1- 0	1- 0				
2- 2	0- 0	0- 1	AWAY	1- 1	0- 0	1- 0				
0- 0	0- 0	0- 0	NEUTRAL	0- 0	0- 0	0- 0				

RPI 1-25				RPI 26-50				Team's RPI: 36	RPI 51-100				RPI 101+			
RPI	S	Opponent	Score	RPI	S	Opponent	Score		RPI	S	Opponent	Score	RPI	S	Opponent	Score
16	H	DePaul	71 74	33	A	Drake	53 63		51	N	Temple	69 59	141	H	Providence	72 63
25	A	Arizona St.	55 70	35	H	Marquette	72 62		52	A	South Dakota	65 72	171	H	Wichita St.	56 46
				38	N	West Virginia	82 75		56	A	Nebraska	79 74	222	A	Georgetown	65 56
				42	A	St. John's (NY)	58 63		61	H	UNI	57 54	233	H	Xavier	62 55
									76	A	Seton Hall	70 82	283	H	North Dakota St.	70 59
									78	H	South Dakota St.	61 48	299	A	Omaha	67 54
									89	A	Villanova	58 42				
									91	H	Butler	67 73				
LAST 10 Division I																
91	H	Butler	67 73	16	H	DePaul	71 74		35	H	Marquette	72 62				
233	H	Xavier	62 55	89	A	Villanova	58 42		222	A	Georgetown	65 56				
42	A	St. John's (NY)	58 63	25	A	Arizona St.	55 70									
76	A	Seton Hall	70 82													
141	H	Providence	72 63													

Non-Div I Games:

Creighton

Loss, Non-Conf, S Site, H Home A Away N Neutral

Average RPI Win:	218	WON-LOST	WINNING	LAST 10	STRENGTH OF	OPP. STRENGTH	TEAM	ADJ.	CONF.	ADJ CONF.
Average RPI Loss:	164	RECORD	PCT. RANK	GAMES	SCHEDULE	OF SCHEDULE	RPI	RPI	RPI	RPI
DIV. I ONLY	7- 8	204	4-6	126	239	157	157	8	8	
DIV. I NON-CONF.	6- 7	182	3-5	190	239	174	174	8	8	
TOTALS	RPI 1-25	RPI 26-50	W-L RECORDS	RPI 51-100	RPI 101-150	RPI 150+				
7- 8	0- 1	0- 0	OVERALL	0- 1	1- 2	6- 4				
5- 1	0- 0	0- 0	HOME	0- 0	1- 0	4- 1				
2- 7	0- 1	0- 0	AWAY	0- 1	0- 2	2- 3				
0- 0	0- 0	0- 0	NEUTRAL	0- 0	0- 0	0- 0				
6- 7	0- 1	0- 0	NON-CONFERENCE	0- 1	0- 1	6- 4				
4- 1	0- 0	0- 0	HOME	0- 0	0- 0	4- 1				
2- 6	0- 1	0- 0	AWAY	0- 1	0- 1	2- 3				
0- 0	0- 0	0- 0	NEUTRAL	0- 0	0- 0	0- 0				
1- 1	0- 0	0- 0	CONFERENCE	0- 0	1- 1	0- 0				
1- 0	0- 0	0- 0	HOME	0- 0	1- 0	0- 0				
0- 1	0- 0	0- 0	AWAY	0- 0	0- 1	0- 0				
0- 0	0- 0	0- 0	NEUTRAL	0- 0	0- 0	0- 0				

RPI 1-25				RPI 26-50				RPI 51-100				RPI 101+ Team's RPI: 157			
RPI	S	Opponent	Score	RPI	S	Opponent	Score	RPI	S	Opponent	Score	RPI	S	Opponent	Score
12	A	Northwestern	37 79					77	A	Buffalo	49 73	107	A	Loyola Chicago	40 61
												142	A	Harvard	49 64
												142	H	Harvard	63 62
												169	H	Merrimack	57 52
												189	A	Boston U.	56 74
												205	A	Fairfield	52 51
												209	A	UMass Lowell	62 51
												214	A	Manhattan	58 70
												246	H	Maine	57 41
												261	H	New Hampshire	66 47
												284	A	Loyola Maryland	56 72
												290	H	Texas St.	51 61
												296	H	Vermont	72 55
LAST 10 Division I															
142	A	Harvard	49 64	261	H	New Hampshire	66 47								
142	H	Harvard	63 62	290	H	Texas St.	51 61								
284	A	Loyola Maryland	56 72	209	A	UMass Lowell	62 51								
77	A	Buffalo	49 73	246	H	Maine	57 41								
189	A	Boston U.	56 74	12	A	Northwestern	37 79								

Non-Div I Games:

Dartmouth

■ Loss, 
■ Non-Conf, 
■ S Site, 
■ H Home 
■ A Away 
N Neutral

Average RPI Win:	207	WON-LOST	WINNING	LAST 10	STRENGTH OF	OPP. STRENGTH	TEAM	ADJ.	CONF.	ADJ CONF.
Average RPI Loss:	91	RECORD	PCT. RANK	GAMES	SCHEDULE	OF SCHEDULE	RPI	RPI	RPI	RPI
DIV. I ONLY	12- 7	97	6-4	199	109	96	96	12	12	
DIV. I NON-CONF.	6- 6	164	0-3	244	130	159	159	12	12	
TOTALS	RPI 1-25	RPI 26-50	W-L RECORDS	RPI 51-100	RPI 101-150	RPI 150+				
12- 7	0- 0	0- 2	OVERALL	1- 2	2- 2	9- 1				
5- 1	0- 0	0- 0	HOME	0- 1	2- 0	3- 0				
6- 6	0- 0	0- 2	AWAY	1- 1	0- 2	5- 1				
1- 0	0- 0	0- 0	NEUTRAL	0- 0	0- 0	1- 0				
6- 6	0- 0	0- 2	NON-CONFERENCE	0- 2	0- 1	6- 1				
2- 1	0- 0	0- 0	HOME	0- 1	0- 0	2- 0				
3- 5	0- 0	0- 2	AWAY	0- 1	0- 1	3- 1				
1- 0	0- 0	0- 0	NEUTRAL	0- 0	0- 0	1- 0				
6- 1	0- 0	0- 0	CONFERENCE	1- 0	2- 1	3- 0				
3- 0	0- 0	0- 0	HOME	0- 0	2- 0	1- 0				
3- 1	0- 0	0- 0	AWAY	1- 0	0- 1	2- 0				
0- 0	0- 0	0- 0	NEUTRAL	0- 0	0- 0	0- 0				

RPI 1-25				RPI 26-50				RPI 51-100				Team's RPI: 96	RPI 101+			
RPI	S	Opponent	Score	RPI	S	Opponent	Score	RPI	S	Opponent	Score		RPI	S	Opponent	Score
				34	A	Virginia Tech	68 88	68	H	Charlotte	64 75		118	A	Richmond	57 69
				37	A	Duke	52 82	70	A	Drexel	63 74		122	H	Fordham	74 62
								100	A	Saint Louis	65 58		137	H	George Washington	62 55
													145	A	Florida	50 55
													166	A	Columbia	60 63
													179	A	Rhode Island	77 70
													179	H	Rhode Island	79 67
													212	A	High Point	73 63
													220	A	George Mason	76 69
													222	H	Georgetown	66 52
													230	A	UMKC	74 64
													243	A	ETSU	75 60
													301	N	UC Irvine	78 72
													335	H	Western Caro.	101 51
LAST 10 Division I																
				179	A	Rhode Island	77 70	122	H	Fordham	74 62					
				118	A	Richmond	57 69	100	A	Saint Louis	65 58					
				137	H	George Washington	62 55	145	A	Florida	50 55					
				220	A	George Mason	76 69	68	H	Charlotte	64 75					
				179	H	Rhode Island	79 67	166	A	Columbia	60 63					

Non-Div I Games: Newberry 75 46

Davidson

■ Loss, 
 ■ Non-Conf, S Site, 
 ■ Home 
 ■ Away 
 N Neutral



Average RPI Win:	192	WON-LOST	WINNING	LAST 10	STRENGTH OF	OPP. STRENGTH	TEAM	ADJ.	CONF.	ADJ CONF.
Average RPI Loss:	48	RECORD	PCT. RANK	GAMES	SCHEDULE	OF SCHEDULE	RPI	RPI	RPI	RPI
DIV. I ONLY	14- 7	78	9-1	127	48	84	84	12	12	
DIV. I NON-CONF.	7- 7	164	2-1	140	12	133	133	12	12	
TOTALS	RPI 1-25	RPI 26-50	W-L RECORDS	RPI 51-100	RPI 101-150	RPI 150+				
14- 7	0- 4	0- 0	OVERALL	1- 2	5- 1	8- 0				
7- 2	0- 2	0- 0	HOME	1- 0	2- 0	4- 0				
5- 2	0- 1	0- 0	AWAY	0- 1	3- 0	2- 0				
2- 3	0- 1	0- 0	NEUTRAL	0- 1	0- 1	2- 0				
7- 7	0- 4	0- 0	NON-CONFERENCE	0- 2	1- 1	6- 0				
3- 2	0- 2	0- 0	HOME	0- 0	0- 0	3- 0				
2- 2	0- 1	0- 0	AWAY	0- 1	1- 0	1- 0				
2- 3	0- 1	0- 0	NEUTRAL	0- 1	0- 1	2- 0				
7- 0	0- 0	0- 0	CONFERENCE	1- 0	4- 0	2- 0				
4- 0	0- 0	0- 0	HOME	1- 0	2- 0	1- 0				
3- 0	0- 0	0- 0	AWAY	0- 0	2- 0	1- 0				
0- 0	0- 0	0- 0	NEUTRAL	0- 0	0- 0	0- 0				

RPI	S	Opponent	Score	RPI	S	Opponent	Score	RPI	S	Opponent	Score	RPI	S	Opponent	Score
2	H	South Carolina	49 75					77	A	Buffalo	59 67	109	H	Duquesne	54 41
9	H	UConn	37 75					90	N	Wake Forest	59 78	118	A	Richmond	65 51
10	N	Gonzaga	65 76					100	H	Saint Louis	48 47	122	H	Fordham	48 44
19	A	Central Mich.	80 81									131	N	Auburn	74 76
												135	A	Northeastern	71 60
												137	A	George Washington	66 50
												178	A	Toledo	60 42
												198	A	La Salle	98 58
												220	H	George Mason	59 55
												246	N	Maine	78 49
												253	H	Morehead St.	58 41
												263	H	Lipscomb	82 60
												271	N	East Carolina	94 68
												342	H	Coppin St.	78 48
LAST 10 Division I															
122	H	Fordham	48 44	220	H	George Mason	59 55								
137	A	George Washington	66 50	198	A	La Salle	98 58								
100	H	Saint Louis	48 47	342	H	Coppin St.	78 48								
109	H	Duquesne	54 41	271	N	East Carolina	94 68								
118	A	Richmond	65 51	90	N	Wake Forest	59 78								

Non-Div I Games:

Dayton

■ Loss, 
 ■ Non-Conf, S Site, 
 ■ Home 
 ■ Away 
 N Neutral

Average RPI Win:	130	WON-LOST	WINNING	LAST 10	STRENGTH OF	OPP. STRENGTH	TEAM	ADJ.	CONF.	ADJ CONF.
Average RPI Loss:	10	RECORD	PCT. RANK	GAMES	SCHEDULE	OF SCHEDULE	RPI	RPI	RPI	RPI
DIV. I ONLY	19- 2	10	10-0	62	22	16	16	6	6	
DIV. I NON-CONF.	10- 2	30	1-0	56	21	15	15	6	6	
TOTALS	RPI 1-25	RPI 26-50	W-L RECORDS	RPI 51-100	RPI 101-150	RPI 150+				
19- 2	1- 2	3- 0	OVERALL	5- 0	4- 0	6- 0				
11- 1	0- 1	2- 0	HOME	4- 0	0- 0	5- 0				
8- 1	1- 1	1- 0	AWAY	1- 0	4- 0	1- 0				
0- 0	0- 0	0- 0	NEUTRAL	0- 0	0- 0	0- 0				
10- 2	1- 2	0- 0	NON-CONFERENCE	2- 0	3- 0	4- 0				
6- 1	0- 1	0- 0	HOME	2- 0	0- 0	4- 0				
4- 1	1- 1	0- 0	AWAY	0- 0	3- 0	0- 0				
0- 0	0- 0	0- 0	NEUTRAL	0- 0	0- 0	0- 0				
9- 0	0- 0	3- 0	CONFERENCE	3- 0	1- 0	2- 0				
5- 0	0- 0	2- 0	HOME	2- 0	0- 0	1- 0				
4- 0	0- 0	1- 0	AWAY	1- 0	1- 0	1- 0				
0- 0	0- 0	0- 0	NEUTRAL	0- 0	0- 0	0- 0				

RPI 1-25				RPI 26-50				RPI 51-100				RPI 101+			
RPI	S	Opponent	Score	RPI	S	Opponent	Score	RPI	S	Opponent	Score	RPI	S	Opponent	Score
9	H	UConn	74 84	35	H	Marquette	89 71	58	H	Miami (FL)	89 83	107	A	Loyola Chicago	83 76
11	A	Oregon St.	77 98	36	A	Creighton	74 71	70	H	Drexel	81 57	123	A	Notre Dame	105 94
12	A	Northwestern	70 68	42	H	St. John's (NY)	74 69	76	H	Seton Hall	85 68	129	A	Green Bay	76 65
								89	H	Villanova	85 69	141	A	Providence	80 67
								91	A	Butler	80 65	192	H	Miami (OH)	98 79
												210	H	Arkansas St.	109 64
												222	H	Georgetown	92 66
												233	A	Xavier	91 68
												268	H	Milwaukee	94 65
												327	H	Alabama St.	105 76
LAST 10 Division I															
222	H	Georgetown	92 66	76	H	Seton Hall	85 68								
89	H	Villanova	85 69	36	A	Creighton	74 71								
91	A	Butler	80 65	141	A	Providence	80 67								
233	A	Xavier	91 68	35	H	Marquette	89 71								
42	H	St. John's (NY)	74 69	107	A	Loyola Chicago	83 76								

Non-Div I Games:

DePaul

Delaware

Through Games Of Jan. 30, 2020

Average RPI Win:	200	WON-LOST	WINNING	LAST 10	STRENGTH OF	OPP. STRENGTH	TEAM	ADJ.	CONF.	ADJ CONF.
Average RPI Loss:	155	RECORD	PCT. RANK	GAMES	SCHEDULE	OF SCHEDULE	RPI	RPI	RPI	RPI
DIV. I ONLY	6- 12	257	3-7	201	116	227	227	14	14	
DIV. I NON-CONF.	4- 7	225	1-2	164	84	200	200	13	13	
TOTALS	RPI 1-25	RPI 26-50	W-L RECORDS	RPI 51-100	RPI 101-150	RPI 150+				
6- 12	0- 1	0- 0	OVERALL	0- 3	1- 2	5- 6				
2- 4	0- 0	0- 0	HOME	0- 0	0- 2	2- 2				
3- 8	0- 1	0- 0	AWAY	0- 3	1- 0	2- 4				
1- 0	0- 0	0- 0	NEUTRAL	0- 0	0- 0	1- 0				
4- 7	0- 1	0- 0	NON-CONFERENCE	0- 2	1- 1	3- 3				
1- 3	0- 0	0- 0	HOME	0- 0	0- 1	1- 2				
2- 4	0- 1	0- 0	AWAY	0- 2	1- 0	1- 1				
1- 0	0- 0	0- 0	NEUTRAL	0- 0	0- 0	1- 0				
2- 5	0- 0	0- 0	CONFERENCE	0- 1	0- 1	2- 3				
1- 1	0- 0	0- 0	HOME	0- 0	0- 1	1- 0				
1- 4	0- 0	0- 0	AWAY	0- 1	0- 0	1- 3				
0- 0	0- 0	0- 0	NEUTRAL	0- 0	0- 0	0- 0				

RPI	S	Opponent	Score	RPI	S	Opponent	Score	RPI	S	Opponent	Score	RPI	S	Opponent	Score	Team's RPI: 227
6	A	Maryland	55 99					59	A	UCF	49 75	133	A	Robert Morris	73 62	
								68	A	Charlotte	57 61	135	H	Northeastern	62 72	
								70	A	Drexel	59 63	137	H	George Washington	49 63	
												151	A	Elon	65 56	
												153	A	William & Mary	58 68	
												161	N	Santa Clara	81 80	
												220	H	George Mason	63 44	
												229	A	Gardner-Webb	65 67	
												235	A	Cal St. Fullerton	72 55	
												244	A	Col. of Charleston	73 84	
												246	H	Maine	56 69	
												250	A	UNCW	65 71	
												259	H	Delaware St.	64 67	
												302	H	Hofstra	80 59	
LAST 10 Division I																
151	A	Elon	65 56	244	A	Col. of Charleston	73 84									
153	A	William & Mary	58 68	250	A	UNCW	65 71									
70	A	Drexel	59 63	220	H	George Mason	63 44									
135	H	Northeastern	62 72	68	A	Charlotte	57 61									
302	H	Hofstra	80 59	229	A	Gardner-Webb	65 67									

Non-Div I Games:

Delaware

Loss, Non-Conf, S Site, H Home A Away N Neutral

Average RPI Win:	295	WON-LOST	WINNING	LAST 10	STRENGTH OF	OPP. STRENGTH	TEAM	ADJ.	CONF.	ADJ CONF.
Average RPI Loss:	141	RECORD	PCT. RANK	GAMES	SCHEDULE	OF SCHEDULE	RPI	RPI	RPI	RPI
DIV. I ONLY	5- 11	273	4-6	89	348	259	259	30	30	
DIV. I NON-CONF.	2- 9	304	1-4	51	342	255	255	31	31	
TOTALS	RPI 1-25	RPI 26-50	W-L RECORDS	RPI 51-100	RPI 101-150	RPI 150+				
5- 11	0- 0	0- 1	OVERALL	0- 2	0- 4	5- 4				
3- 7	0- 0	0- 0	HOME	0- 1	0- 3	3- 3				
2- 4	0- 0	0- 1	AWAY	0- 1	0- 1	2- 1				
0- 0	0- 0	0- 0	NEUTRAL	0- 0	0- 0	0- 0				
2- 9	0- 0	0- 1	NON-CONFERENCE	0- 2	0- 2	2- 4				
1- 6	0- 0	0- 0	HOME	0- 1	0- 2	1- 3				
1- 3	0- 0	0- 1	AWAY	0- 1	0- 0	1- 1				
0- 0	0- 0	0- 0	NEUTRAL	0- 0	0- 0	0- 0				
3- 2	0- 0	0- 0	CONFERENCE	0- 0	0- 2	3- 0				
2- 1	0- 0	0- 0	HOME	0- 0	0- 1	2- 0				
1- 1	0- 0	0- 0	AWAY	0- 0	0- 1	1- 0				
0- 0	0- 0	0- 0	NEUTRAL	0- 0	0- 0	0- 0				

RPI S	Opponent	Score	RPI S	Opponent	Score	RPI S	Opponent	Score	RPI S	Opponent	Score	Team's RPI: 259
44	A James Madison	64 83	65	A Boston College	69 109	136	H Cornell	51 77	138	A N.C. A&T	53 58	
			85	H Rider	69 71	138	H N.C. A&T	45 69	143	H Lehigh	38 68	
						153	H William & Mary	52 73	188	H Binghamton	66 75	
						194	H Cleveland St.	49 57	227	A Delaware	67 64	
						265	H Morgan St.	69 61	272	A Longwood	62 78	
						323	A N.C. Central	64 60	323	H N.C. Central	64 54	
						336	H Saint Peter's	89 66				
LAST 10 Division I												
138	A N.C. A&T	53 58	85	H Rider	69 71							
323	A N.C. Central	64 60	65	A Boston College	69 109							
138	H N.C. A&T	45 69	44	A James Madison	64 83							
323	H N.C. Central	64 54	272	A Longwood	62 78							
265	H Morgan St.	69 61	336	H Saint Peter's	89 66							

Non-Div I Games: Post 67 41 Georgian Court 69 48

Delaware St.

Average RPI Win: <b>256</b>	WON-LOST	WINNING	LAST 10	STRENGTH OF	OPP. STRENGTH	TEAM	ADJ.	CONF.	ADJ CONF.
Average RPI Loss: <b>192</b>	RECORD	PCT. RANK	GAMES	SCHEDULE	OF SCHEDULE	RPI	RPI	RPI	RPI
DIV. I ONLY	8- 13	245	3-7	271	287	297	297	19	19
DIV. I NON-CONF.	5- 7	205	0-1	280	325	305	305	18	18
TOTALS	RPI 1-25	RPI 26-50	W-L RECORDS	RPI 51-100	RPI 101-150	RPI 150+			
8- 13	0- 0	0- 1	OVERALL	0- 2	0- 1	8- 9			
7- 4	0- 0	0- 0	HOME	0- 1	0- 0	7- 3			
1- 7	0- 0	0- 1	AWAY	0- 1	0- 0	1- 5			
0- 2	0- 0	0- 0	NEUTRAL	0- 0	0- 1	0- 1			
5- 7	0- 0	0- 1	NON-CONFERENCE	0- 0	0- 1	5- 5			
5- 2	0- 0	0- 0	HOME	0- 0	0- 0	5- 2			
0- 3	0- 0	0- 1	AWAY	0- 0	0- 0	0- 2			
0- 2	0- 0	0- 0	NEUTRAL	0- 0	0- 1	0- 1			
3- 6	0- 0	0- 0	CONFERENCE	0- 2	0- 0	3- 4			
2- 2	0- 0	0- 0	HOME	0- 1	0- 0	2- 1			
1- 4	0- 0	0- 0	AWAY	0- 1	0- 0	1- 3			
0- 0	0- 0	0- 0	NEUTRAL	0- 0	0- 0	0- 0			

RPI S	Opponent	Score	RPI S	Opponent	Score	RPI S	Opponent	Score	RPI S	Opponent	Score
48	A Colorado	70 96	52	A South Dakota	61 104	144	N Western Mich.	70 79			
			78	H South Dakota St.	79 86	197	A North Dakota	91 81			
						197	H North Dakota	82 90			
						202	N Akron	72 88			
						206	H Wyoming	71 57			
						208	H Southern Utah	81 73			
						213	A Western Ill.	75 82			
						215	A Lamar University	59 71			
						223	H Northern Colo.	74 55			
						230	A UMKC	79 83			
						240	A Oral Roberts	72 84			
						278	H Alabama A&M	83 86			
						283	A North Dakota St.	80 85			
						283	H North Dakota St.	91 82			
						299	H Omaha	66 60			
						301	H UC Irvine	83 75			
						311	H New Mexico St.	75 78			
						333	H Cal Poly	96 66			
LAST 10 Division I											
240	A Oral Roberts	72 84	78	H South Dakota St.	79 86						
283	A North Dakota St.	80 85	52	A South Dakota	61 104						
197	A North Dakota	91 81	197	H North Dakota	82 90						
299	H Omaha	66 60	283	H North Dakota St.	91 82						
213	A Western Ill.	75 82	144	N Western Mich.	70 79						

Non-Div I Games: Colo. Christian 89 49

Denver

Detroit Mercy

Through Games Of Jan. 30, 2020

Average RPI Win:	264	WON-LOST	WINNING	LAST 10	STRENGTH OF	OPP. STRENGTH	TEAM	ADJ.	CONF.	ADJ CONF.
Average RPI Loss:	174	RECORD	PCT. RANK	GAMES	SCHEDULE	OF SCHEDULE	RPI	RPI	RPI	RPI
DIV. I ONLY	2- 18	339	2-8	164	275	315	315	21	21	
DIV. I NON-CONF.	0- 11	338	0-1	129	253	324	324	19	19	
TOTALS	RPI 1-25	RPI 26-50	W-L RECORDS	RPI 51-100	RPI 101-150	RPI 150+				
2- 18	0- 0	0- 0	OVERALL	0- 2	0- 4	2- 12				
1- 9	0- 0	0- 0	HOME	0- 0	0- 2	1- 7				
1- 7	0- 0	0- 0	AWAY	0- 2	0- 2	1- 3				
0- 2	0- 0	0- 0	NEUTRAL	0- 0	0- 0	0- 2				
0- 11	0- 0	0- 0	NON-CONFERENCE	0- 1	0- 3	0- 7				
0- 5	0- 0	0- 0	HOME	0- 0	0- 1	0- 4				
0- 4	0- 0	0- 0	AWAY	0- 1	0- 2	0- 1				
0- 2	0- 0	0- 0	NEUTRAL	0- 0	0- 0	0- 2				
2- 7	0- 0	0- 0	CONFERENCE	0- 1	0- 1	2- 5				
1- 4	0- 0	0- 0	HOME	0- 0	0- 1	1- 3				
1- 3	0- 0	0- 0	AWAY	0- 1	0- 0	1- 2				
0- 0	0- 0	0- 0	NEUTRAL	0- 0	0- 0	0- 0				

RPI S	Opponent	Score	RPI S	Opponent	Score	RPI S	Opponent	Score	RPI S	Opponent	Score	Team's RPI: 315
						53	A IUPUI	45 82	101	A Michigan St.	52 110	
						91	A Butler	60 82	107	H Loyola Chicago	60 89	
									129	H Green Bay	48 65	
									144	A Western Mich.	67 82	
									155	N Tennessee Tech	47 69	
									160	A Wright St.	61 67	
									162	H Eastern Mich.	70 84	
									163	H Valparaiso	58 77	
									178	H Toledo	64 82	
									194	H Cleveland St.	70 59	
									202	H Akron	60 81	
									220	A George Mason	62 75	
									226	A Northern Ky.	60 72	
									236	H Youngstown St.	47 62	
									266	N Sacred Heart	60 66	
									268	H Milwaukee	48 63	
									274	H Oakland	57 71	
									334	A UIC	70 62	
LAST 10 Division I												
226	A Northern Ky.	60 72	268	H Milwaukee	48 63							
160	A Wright St.	61 67	53	A IUPUI	45 82							
236	H Youngstown St.	47 62	334	A UIC	70 62							
194	H Cleveland St.	70 59	274	H Oakland	57 71							
129	H Green Bay	48 65	162	H Eastern Mich.	70 84							

Non-Div I Games:

Detroit Mercy

Loss, Non-Conf, S Site, H Home A Away N Neutral

Drake

Through Games Of Jan. 30, 2020

Average RPI Win:	149	WON-LOST	WINNING	LAST 10	STRENGTH OF	OPP. STRENGTH	TEAM	ADJ.	CONF.	ADJ CONF.
Average RPI Loss:	34	RECORD	PCT. RANK	GAMES	SCHEDULE	OF SCHEDULE	RPI	RPI	RPI	RPI
DIV. I ONLY	12- 6	78	6-4	50	25	33	33	7	7	
DIV. I NON-CONF.	7- 4	100	1-2	53	4	40	40	7	7	
TOTALS	RPI 1-25	RPI 26-50	W-L RECORDS	RPI 51-100	RPI 101-150	RPI 150+				
12- 6	0- 2	1- 2	OVERALL	5- 2	1- 0	5- 0				
7- 0	0- 0	1- 0	HOME	3- 0	0- 0	3- 0				
3- 5	0- 2	0- 1	AWAY	2- 2	0- 0	1- 0				
2- 1	0- 0	0- 1	NEUTRAL	0- 0	1- 0	1- 0				
7- 4	0- 1	1- 2	NON-CONFERENCE	2- 1	1- 0	3- 0				
4- 0	0- 0	1- 0	HOME	2- 0	0- 0	1- 0				
1- 3	0- 1	0- 1	AWAY	0- 1	0- 0	1- 0				
2- 1	0- 0	0- 1	NEUTRAL	0- 0	1- 0	1- 0				
5- 2	0- 1	0- 0	CONFERENCE	3- 1	0- 0	2- 0				
3- 0	0- 0	0- 0	HOME	1- 0	0- 0	2- 0				
2- 2	0- 1	0- 0	AWAY	2- 1	0- 0	0- 0				
0- 0	0- 0	0- 0	NEUTRAL	0- 0	0- 0	0- 0				

RPI 1-25				RPI 26-50				RPI 51-100				RPI 101+			
RPI	S	Opponent	Score	RPI	S	Opponent	Score	RPI	S	Opponent	Score	RPI	S	Opponent	Score
7	A	Iowa	67 79	26	N	Purdue	47 67	52	A	South Dakota	94 102	131	N	Auburn	83 82
13	A	Missouri St.	67 69	36	H	Creighton	63 53	55	H	Iowa St.	86 81	204	A	Northern Ill.	73 49
				47	A	Oklahoma	84 93	57	A	Bradley	76 77	213	H	Western Ill.	94 75
								61	H	UNI	104 87	246	N	Maine	94 62
								78	H	South Dakota St.	74 67	273	H	Indiana St.	105 65
								88	A	Southern Ill.	73 65	312	H	Evansville	108 44
								92	A	Illinois St.	69 67				
LAST 10 Division I															
				57	A	Bradley	76 77	13	A	Missouri St.	67 69				
				92	A	Illinois St.	69 67	61	H	UNI	104 87				
				312	H	Evansville	108 44	204	A	Northern Ill.	73 49				
				273	H	Indiana St.	105 65	7	A	Iowa	67 79				
				88	A	Southern Ill.	73 65	47	A	Oklahoma	84 93				

Non-Div I Games: Waldorf 103 18

Drake

Loss, Non-Conf, S Site, H Home A Away N Neutral

Average RPI Win: <b>180</b>	WON-LOST	WINNING	LAST 10	STRENGTH OF	OPP. STRENGTH	TEAM	ADJ.	CONF.	ADJ CONF.
Average RPI Loss: <b>106</b>	RECORD	PCT. RANK	GAMES	SCHEDULE	OF SCHEDULE	RPI	RPI	RPI	RPI
DIV. I ONLY	13- 6	68	8-2	121	122	70	70	14	14
DIV. I NON-CONF.	7- 5	131	2-1	60	90	77	77	13	13
TOTALS	RPI 1-25	RPI 26-50	W-L RECORDS	RPI 51-100	RPI 101-150	RPI 150+			
13- 6	0- 1	0- 0	OVERALL	2- 2	2- 2	9- 1			
8- 1	0- 0	0- 0	HOME	2- 0	2- 1	4- 0			
5- 4	0- 1	0- 0	AWAY	0- 1	0- 1	5- 1			
0- 1	0- 0	0- 0	NEUTRAL	0- 1	0- 0	0- 0			
7- 5	0- 1	0- 0	NON-CONFERENCE	2- 2	1- 2	4- 0			
5- 1	0- 0	0- 0	HOME	2- 0	1- 1	2- 0			
2- 3	0- 1	0- 0	AWAY	0- 1	0- 1	2- 0			
0- 1	0- 0	0- 0	NEUTRAL	0- 1	0- 0	0- 0			
6- 1	0- 0	0- 0	CONFERENCE	0- 0	1- 0	5- 1			
3- 0	0- 0	0- 0	HOME	0- 0	1- 0	2- 0			
3- 1	0- 0	0- 0	AWAY	0- 0	0- 0	3- 1			
0- 0	0- 0	0- 0	NEUTRAL	0- 0	0- 0	0- 0			

RPI 1-25				RPI 26-50				RPI 51-100 Team's RPI: 70				RPI 101+			
RPI	S	Opponent	Score	RPI	S	Opponent	Score	RPI	S	Opponent	Score	RPI	S	Opponent	Score
16	A	DePaul	57 <b>81</b>					66	A	Bucknell	49 <b>60</b>	114	A	Penn	49 <b>53</b>
								77	N	Buffalo	59 <b>63</b>	117	H	Pacific	51 <b>58</b>
								89	H	Villanova	54 52	118	H	Richmond	58 52
								96	H	Davidson	74 63	135	H	Northeastern	50 41
												151	A	Elon	55 53
												153	A	William & Mary	61 54
												177	A	Quinnipiac	66 62
												198	H	La Salle	69 31
												199	A	Saint Joseph's	62 52
												227	H	Delaware	63 59
												244	A	Col. of Charleston	59 <b>73</b>
												246	H	Maine	70 57
												250	A	UNCW	73 72
												302	H	Hofstra	74 54
LAST 10 Division I															
153	A	William & Mary	61 54	250	A	UNCW	73 72								
151	A	Elon	55 53	244	A	Col. of Charleston	59 <b>73</b>								
227	H	Delaware	63 59	246	H	Maine	70 57								
302	H	Hofstra	74 54	114	A	Penn	49 <b>53</b>								
135	H	Northeastern	50 41	198	H	La Salle	69 31								

Non-Div I Games:

Drexel

■ Loss, 
 ■ Non-Conf, S Site, 
 ■ Home 
 ■ Away 
 N Neutral



Average RPI Win:	118	WON-LOST	WINNING	LAST 10	STRENGTH OF	OPP. STRENGTH	TEAM	ADJ.	CONF.	ADJ CONF.
Average RPI Loss:	47	RECORD	PCT. RANK	GAMES	SCHEDULE	OF SCHEDULE	RPI	RPI	RPI	RPI
DIV. I ONLY	11- 9	148	4-6	6	34	37	37	5	5	
DIV. I NON-CONF.	6- 5	151	0-2	2	110	22	22	3	3	
TOTALS	RPI 1-25	RPI 26-50	W-L RECORDS	RPI 51-100	RPI 101-150	RPI 150+				
11- 9	0- 4	1- 2	OVERALL	4- 2	3- 0	3- 1				
9- 2	0- 1	1- 0	HOME	4- 1	2- 0	2- 0				
2- 7	0- 3	0- 2	AWAY	0- 1	1- 0	1- 1				
0- 0	0- 0	0- 0	NEUTRAL	0- 0	0- 0	0- 0				
6- 5	0- 3	0- 1	NON-CONFERENCE	2- 1	1- 0	3- 0				
5- 1	0- 1	0- 0	HOME	2- 0	1- 0	2- 0				
1- 4	0- 2	0- 1	AWAY	0- 1	0- 0	1- 0				
0- 0	0- 0	0- 0	NEUTRAL	0- 0	0- 0	0- 0				
5- 4	0- 1	1- 1	CONFERENCE	2- 1	2- 0	0- 1				
4- 1	0- 0	1- 0	HOME	2- 1	1- 0	0- 0				
1- 3	0- 1	0- 1	AWAY	0- 0	1- 0	0- 1				
0- 0	0- 0	0- 0	NEUTRAL	0- 0	0- 0	0- 0				

RPI 1-25				RPI 26-50				Team's RPI: 37				RPI 51-100				RPI 101+			
RPI	S	Opponent	Score	RPI	S	Opponent	Score	RPI	S	Opponent	Score	RPI	S	Opponent	Score	RPI	S	Opponent	Score
2	A	South Carolina	46 89	31	A	FGCU	56 78	56	A	Nebraska	79 83	104	A	Syracuse	88 58				
3	A	Louisville	55 60	34	H	Virginia Tech	72 67	62	H	Georgia Tech	58 46	114	H	Penn	66 50				
12	H	Northwestern	42 63	43	A	Virginia	63 66	64	H	Troy	99 85	123	H	Notre Dame	50 47				
17	A	Texas A&M	58 79					65	H	Boston College	85 73	172	A	Clemson	58 62				
								90	H	Wake Forest	58 60	186	A	UNLV	57 45				
								96	H	Davidson	82 52	212	H	High Point	93 57				
												242	H	Idaho St.	85 66				
LAST 10 Division I																			
				62	H	Georgia Tech	58 46	43	A	Virginia	63 66								
				104	A	Syracuse	88 58	3	A	Louisville	55 60								
				172	A	Clemson	58 62	90	H	Wake Forest	58 60								
				123	H	Notre Dame	50 47	31	A	FGCU	56 78								
				34	H	Virginia Tech	72 67	2	A	South Carolina	46 89								

Non-Div I Games:

Duke

Average RPI Win: <b>223</b>	WON-LOST	WINNING	LAST 10	STRENGTH OF	OPP. STRENGTH	TEAM	ADJ.	CONF.	ADJ CONF.
Average RPI Loss: <b>95</b>	RECORD	PCT. RANK	GAMES	SCHEDULE	OF SCHEDULE	RPI	RPI	RPI	RPI
DIV. I ONLY	14- 7	78	5-5	246	112	109	109	12	12
DIV. I NON-CONF.	10- 3	58	1-1	254	114	87	87	12	12
TOTALS	RPI 1-25	RPI 26-50	W-L RECORDS	RPI 51-100	RPI 101-150	RPI 150+			
14- 7	0- 0	0- 1	OVERALL	0- 3	1- 3	13- 0			
7- 2	0- 0	0- 0	HOME	0- 0	0- 2	7- 0			
7- 5	0- 0	0- 1	AWAY	0- 3	1- 1	6- 0			
0- 0	0- 0	0- 0	NEUTRAL	0- 0	0- 0	0- 0			
10- 3	0- 0	0- 1	NON-CONFERENCE	0- 1	1- 1	9- 0			
4- 1	0- 0	0- 0	HOME	0- 0	0- 1	4- 0			
6- 2	0- 0	0- 1	AWAY	0- 1	1- 0	5- 0			
0- 0	0- 0	0- 0	NEUTRAL	0- 0	0- 0	0- 0			
4- 4	0- 0	0- 0	CONFERENCE	0- 2	0- 2	4- 0			
3- 1	0- 0	0- 0	HOME	0- 0	0- 1	3- 0			
1- 3	0- 0	0- 0	AWAY	0- 2	0- 1	1- 0			
0- 0	0- 0	0- 0	NEUTRAL	0- 0	0- 0	0- 0			




















































RPI S	Opponent	Score	RPI S	Opponent	Score	RPI S	Opponent	Score	RPI S	Opponent	Score	Team's RPI: 109
45	A Oklahoma St.	41 84	51	A Temple	72 85	106	H Kent St.	75 77	136	A Cornell	72 62	
			84	A Dayton	41 54	137	A George Washington	60 65	139	H Massachusetts	77 81	
			100	A Saint Louis	50 53	178	H Toledo	79 74	183	A Lafayette	73 65	
						198	H La Salle	82 56	199	A Saint Joseph's	58 51	
						202	A Akron	88 63	214	A Manhattan	76 65	
						216	H Kennesaw St.	75 72	220	H George Mason	84 63	
						221	A Iona	76 74	248	H Saint Francis (PA)	72 69	
						276	A Pittsburgh	81 62	289	H St. Bonaventure	58 39	
						344	H Central Conn. St.	72 33				
LAST 10 Division I												
289	H St. Bonaventure	58 39	198	H La Salle	82 56							
100	A Saint Louis	50 53	137	A George Washington	60 65							
220	H George Mason	84 63	139	H Massachusetts	77 81							
199	A Saint Joseph's	58 51	45	A Oklahoma St.	41 84							
84	A Dayton	41 54	216	H Kennesaw St.	75 72							

Non-Div I Games:

Duquesne






■ Loss, 
 ■ Non-Conf, 
 ■ S Site, 
 ■ H Home 
 ■ A Away 
 N Neutral

Average RPI Win: <b>233</b>	WON-LOST	WINNING	LAST 10	STRENGTH OF	OPP. STRENGTH	TEAM	ADJ.	CONF.	ADJ CONF.
Average RPI Loss: <b>155</b>	RECORD	PCT. RANK	GAMES	SCHEDULE	OF SCHEDULE	RPI	RPI	RPI	RPI
DIV. I ONLY	6- 14	275	3-7	138	286	243	243	25	25
DIV. I NON-CONF.	4- 10	259	1-3	67	292	212	212	22	22
TOTALS	RPI 1-25	RPI 26-50	W-L RECORDS	RPI 51-100	RPI 101-150	RPI 150+			
6- 14	0- 0	0- 1	OVERALL	1- 3	1- 3	4- 7			
2- 7	0- 0	0- 1	HOME	1- 1	0- 0	1- 5			
4- 7	0- 0	0- 0	AWAY	0- 2	1- 3	3- 2			
0- 0	0- 0	0- 0	NEUTRAL	0- 0	0- 0	0- 0			
4- 10	0- 0	0- 1	NON-CONFERENCE	1- 3	1- 2	2- 4			
2- 5	0- 0	0- 1	HOME	1- 1	0- 0	1- 3			
2- 5	0- 0	0- 0	AWAY	0- 2	1- 2	1- 1			
0- 0	0- 0	0- 0	NEUTRAL	0- 0	0- 0	0- 0			
2- 4	0- 0	0- 0	CONFERENCE	0- 0	0- 1	2- 3			
0- 2	0- 0	0- 0	HOME	0- 0	0- 0	0- 2			
2- 2	0- 0	0- 0	AWAY	0- 0	0- 1	2- 1			
0- 0	0- 0	0- 0	NEUTRAL	0- 0	0- 0	0- 0			

RPI 1-25	RPI 26-50	RPI 51-100	RPI 101+ Team's RPI: 243
RPI S Opponent Score	RPI S Opponent Score	RPI S Opponent Score	RPI S Opponent Score
	49  Tennessee 68  72	62  Georgia Tech 48  87	113  Liberty 63 62
		64  Troy 61  79	131  UNC Greensboro 47  63
		90  Wake Forest 67 60	136  Cornell 43  71
		96  Davidson 60  75	138  N.C. A&T 69  80
			167  Samford 34  68
			175  Furman 62  81
			194  Cleveland St. 54  62
			212  High Point 62  80
			225  UNC Asheville 54  72
			238  Radford 43  67
			262  South Alabama 65 60
			279  Appalachian St. 67 61
			286  Wofford 47  76
			321  Mercer 72 66
			335  Western Caro. 62 57
LAST 10 Division I			
	167  Samford 34  68	131  UNC Greensboro 47  63	
	321  Mercer 72 66	136  Cornell 43  71	
	286  Wofford 47  76	262  South Alabama 65 60	
	175  Furman 62  81	62  Georgia Tech 48  87	
	335  Western Caro. 62 57	64  Troy 61  79	

Non-Div I Games: Converse 73 35

ETSU

 Loss, 
  Non-Conf, 
  S Site, 
  H Home 
  A Away 
 N Neutral

# East Carolina

Through Games Of Jan. 30, 2020

Average RPI Win:	280	WON-LOST	WINNING	LAST 10	STRENGTH OF	OPP. STRENGTH	TEAM	ADJ.	CONF.	ADJ CONF.
Average RPI Loss:	114	RECORD	PCT. RANK	GAMES	SCHEDULE	OF SCHEDULE	RPI	RPI	RPI	RPI
DIV. I ONLY	4- 16	311	1-9	90	108	271	271	9	9	
DIV. I NON-CONF.	3- 10	282	0-3	90	159	246	246	9	9	
TOTALS	RPI 1-25	RPI 26-50	W-L RECORDS	RPI 51-100	RPI 101-150	RPI 150+				
4- 16	0- 2	0- 1	OVERALL	0- 5	0- 2	4- 6				
3- 7	0- 1	0- 1	HOME	0- 1	0- 0	3- 4				
1- 7	0- 0	0- 0	AWAY	0- 3	0- 2	1- 2				
0- 2	0- 1	0- 0	NEUTRAL	0- 1	0- 0	0- 0				
3- 10	0- 1	0- 1	NON-CONFERENCE	0- 4	0- 2	3- 2				
2- 4	0- 0	0- 1	HOME	0- 1	0- 0	2- 2				
1- 4	0- 0	0- 0	AWAY	0- 2	0- 2	1- 0				
0- 2	0- 1	0- 0	NEUTRAL	0- 1	0- 0	0- 0				
1- 6	0- 1	0- 0	CONFERENCE	0- 1	0- 0	1- 4				
1- 3	0- 1	0- 0	HOME	0- 0	0- 0	1- 2				
0- 3	0- 0	0- 0	AWAY	0- 1	0- 0	0- 2				
0- 0	0- 0	0- 0	NEUTRAL	0- 0	0- 0	0- 0				

RPI 1-25				RPI 26-50				RPI 51-100				RPI 101+ Team's RPI: 271			
RPI	S	Opponent	Score	RPI	S	Opponent	Score	RPI	S	Opponent	Score	RPI	S	Opponent	Score
9	H	UConn	42 98	50	H	Middle Tenn.	66 68	59	A	UCF	55 91	105	A	VCU	40 53
12	N	Northwestern	45 64					68	H	Charlotte	47 59	113	A	Liberty	66 81
								71	A	Georgia	50 67	153	H	William & Mary	68 78
								84	N	Dayton	68 94	164	A	Houston	63 72
								90	A	Wake Forest	53 76	171	H	Wichita St.	53 61
												180	H	Memphis	71 65
												211	H	SMU	47 55
												224	A	Tulsa	56 58
												239	H	Howard	51 67
												272	A	Longwood	64 61
												326	H	UMES	57 42
												340	H	USC Upstate	69 48
LAST 10 Division I															
180	H	Memphis	71 65	211	H	SMU	47 55								
9	H	UConn	42 98	59	A	UCF	55 91								
224	A	Tulsa	56 58	71	A	Georgia	50 67								
164	A	Houston	63 72	84	N	Dayton	68 94								
171	H	Wichita St.	53 61	12	N	Northwestern	45 64								

Non-Div I Games:

East Carolina

Loss, Non-Conf, S Site, H Home A Away N Neutral

Average RPI Win:	268	WON-LOST	WINNING	LAST 10	STRENGTH OF	OPP. STRENGTH	TEAM	ADJ.	CONF.	ADJ CONF.
Average RPI Loss:	159	RECORD	PCT. RANK	GAMES	SCHEDULE	OF SCHEDULE	RPI	RPI	RPI	RPI
DIV. I ONLY	10- 9	164	5-5	336	196	249	249	20	20	
DIV. I NON-CONF.	5- 5	164	0-1	347	122	299	299	24	24	
TOTALS	RPI 1-25	RPI 26-50	W-L RECORDS	RPI 51-100	RPI 101-150	RPI 150+				
10- 9	0- 0	0- 0	OVERALL	1- 1	0- 3	9- 5				
3- 5	0- 0	0- 0	HOME	1- 0	0- 2	2- 3				
6- 4	0- 0	0- 0	AWAY	0- 1	0- 1	6- 2				
1- 0	0- 0	0- 0	NEUTRAL	0- 0	0- 0	1- 0				
5- 5	0- 0	0- 0	NON-CONFERENCE	0- 0	0- 2	5- 3				
1- 3	0- 0	0- 0	HOME	0- 0	0- 1	1- 2				
3- 2	0- 0	0- 0	AWAY	0- 0	0- 1	3- 1				
1- 0	0- 0	0- 0	NEUTRAL	0- 0	0- 0	1- 0				
5- 4	0- 0	0- 0	CONFERENCE	1- 1	0- 1	4- 2				
2- 2	0- 0	0- 0	HOME	1- 0	0- 1	1- 1				
3- 2	0- 0	0- 0	AWAY	0- 1	0- 0	3- 1				
0- 0	0- 0	0- 0	NEUTRAL	0- 0	0- 0	0- 0				

RPI 1-25				RPI 26-50				RPI 51-100				RPI 101+ Team's RPI: 249			
RPI	S	Opponent	Score	RPI	S	Opponent	Score	RPI	S	Opponent	Score	RPI	S	Opponent	Score
								54	A	Belmont	45 69	107	H	Loyola Chicago	51 67
								73	H	UT Martin	74 70	121	A	Wisconsin	55 63
												146	H	Southeast Mo. St.	65 77
												155	H	Tennessee Tech	62 75
												163	H	Valparaiso	66 78
												204	A	Northern Ill.	48 61
												207	A	Murray St.	87 92
												213	N	Western Ill.	60 52
												253	A	Morehead St.	57 51
												263	A	Lipscomb	66 56
												273	H	Indiana St.	57 59
												280	A	Eastern Ky.	83 63
												299	H	Omaha	65 52
												312	A	Evansville	90 44
												313	H	Jacksonville St.	55 52
												334	A	UIC	80 45
												343	A	Tennessee St.	73 52
LAST 10 Division I															
				207	A	Murray St.	87 92					253	A	Morehead St.	57 51
				146	H	Southeast Mo. St.	65 77					280	A	Eastern Ky.	83 63
				73	H	UT Martin	74 70					54	A	Belmont	45 69
				155	H	Tennessee Tech	62 75					343	A	Tennessee St.	73 52
				313	H	Jacksonville St.	55 52					163	H	Valparaiso	66 78

Non-Div I Games: Lindenwood (MO) 88 66

Eastern Ill.

■ Loss, 
 ■ Non-Conf, 
 ■ S Site, 
 ■ H Home 
 ■ A Away 
 N Neutral

Average RPI Win:	265	WON-LOST	WINNING	LAST 10	STRENGTH OF	OPP. STRENGTH	TEAM	ADJ.	CONF.	ADJ CONF.
Average RPI Loss:	165	RECORD	PCT. RANK	GAMES	SCHEDULE	OF SCHEDULE	RPI	RPI	RPI	RPI
DIV. I ONLY	7- 12	247	2-8	285	249	280	280	20	20	
DIV. I NON-CONF.	5- 5	164	0-1	282	135	208	208	24	24	
TOTALS	RPI 1-25	RPI 26-50	W-L RECORDS	RPI 51-100	RPI 101-150	RPI 150+				
7- 12	0- 0	0- 0	OVERALL	0- 5	0- 0	7- 7				
3- 6	0- 0	0- 0	HOME	0- 1	0- 0	3- 5				
4- 6	0- 0	0- 0	AWAY	0- 4	0- 0	4- 2				
0- 0	0- 0	0- 0	NEUTRAL	0- 0	0- 0	0- 0				
5- 5	0- 0	0- 0	NON-CONFERENCE	0- 3	0- 0	5- 2				
2- 2	0- 0	0- 0	HOME	0- 0	0- 0	2- 2				
3- 3	0- 0	0- 0	AWAY	0- 3	0- 0	3- 0				
0- 0	0- 0	0- 0	NEUTRAL	0- 0	0- 0	0- 0				
2- 7	0- 0	0- 0	CONFERENCE	0- 2	0- 0	2- 5				
1- 4	0- 0	0- 0	HOME	0- 1	0- 0	1- 3				
1- 3	0- 0	0- 0	AWAY	0- 1	0- 0	1- 2				
0- 0	0- 0	0- 0	NEUTRAL	0- 0	0- 0	0- 0				

RPI S	Opponent	Score	RPI S	Opponent	Score	RPI S	Opponent	Score	RPI S	Opponent	Score	Team's RPI: 280
						53	A IUPUI	42 72	155	A Tennessee Tech	82 87	
						54	A Belmont	48 68	155	H Tennessee Tech	42 60	
						73	H UT Martin	50 65	180	A Memphis	63 60	
						91	A Butler	41 73	192	H Miami (OH)	57 75	
						94	A Vanderbilt	69 75	226	H Northern Ky.	69 62	
									231	H Chattanooga	71 65	
									233	A Xavier	56 55	
									236	H Youngstown St.	63 72	
									249	H Eastern Ill.	63 83	
									313	A Jacksonville St.	54 68	
									313	H Jacksonville St.	33 43	
									321	A Mercer	61 60	
									322	H SIUE	49 46	
									343	A Tennessee St.	61 55	
LAST 10 Division I												
			73	H UT Martin	50 65	322	H SIUE	49 46				
			155	A Tennessee Tech	82 87	249	H Eastern Ill.	63 83				
			313	A Jacksonville St.	54 68	313	H Jacksonville St.	33 43				
			343	A Tennessee St.	61 55	155	H Tennessee Tech	42 60				
			54	A Belmont	48 68	53	A IUPUI	42 72				

Non-Div I Games: Alice Lloyd 102 65

Eastern Ky.

■ Loss, 
 ■ Non-Conf, 
 ■ S Site, 
 ■ Home 
 ■ A Away 
 N Neutral

Average RPI Win:	221	WON-LOST	WINNING	LAST 10	STRENGTH OF	OPP. STRENGTH	TEAM	ADJ.	CONF.	ADJ CONF.
Average RPI Loss:	111	RECORD	PCT. RANK	GAMES	SCHEDULE	OF SCHEDULE	RPI	RPI	RPI	RPI
DIV. I ONLY	9- 9	174	7-3	172	144	162	162	10	10	
DIV. I NON-CONF.	4- 6	212	2-0	246	275	244	244	10	10	
TOTALS	RPI 1-25	RPI 26-50	W-L RECORDS	RPI 51-100	RPI 101-150	RPI 150+				
9- 9	0- 1	0- 1	OVERALL	0- 3	2- 1	7- 3				
5- 3	0- 1	0- 1	HOME	0- 1	1- 0	4- 0				
4- 6	0- 0	0- 0	AWAY	0- 2	1- 1	3- 3				
0- 0	0- 0	0- 0	NEUTRAL	0- 0	0- 0	0- 0				
4- 6	0- 0	0- 1	NON-CONFERENCE	0- 1	1- 1	3- 3				
2- 2	0- 0	0- 1	HOME	0- 1	1- 0	1- 0				
2- 4	0- 0	0- 0	AWAY	0- 0	0- 1	2- 3				
0- 0	0- 0	0- 0	NEUTRAL	0- 0	0- 0	0- 0				
5- 3	0- 1	0- 0	CONFERENCE	0- 2	1- 0	4- 0				
3- 1	0- 1	0- 0	HOME	0- 0	0- 0	3- 0				
2- 2	0- 0	0- 0	AWAY	0- 2	1- 0	1- 0				
0- 0	0- 0	0- 0	NEUTRAL	0- 0	0- 0	0- 0				

RPI 1-25				RPI 26-50				RPI 51-100				RPI 101+ Team's RPI: 162			
RPI	S	Opponent	Score	RPI	S	Opponent	Score	RPI	S	Opponent	Score	RPI	S	Opponent	Score
19	H	Central Mich.	82 89	46	H	Michigan	38 57	75	A	Ball St.	54 59	101	A	Michigan St.	50 85
								77	A	Buffalo	63 66	106	A	Kent St.	74 69
								88	H	Southern Ill.	54 85	146	H	Southeast Mo. St.	69 64
												171	A	Wichita St.	52 63
												178	A	Toledo	77 62
												188	A	Binghamton	67 78
												192	H	Miami (OH)	80 53
												200	H	Bowling Green	78 61
												204	H	Northern Ill.	62 55
												236	A	Youngstown St.	77 79
												315	A	Detroit Mercy	84 70
												318	H	Purdue Fort Wayne	64 40
												334	A	UIC	68 59
LAST 10 Division I															
178	A	Toledo	77 62	75	A	Ball St.	54 59								
204	H	Northern Ill.	62 55	106	A	Kent St.	74 69								
19	H	Central Mich.	82 89	200	H	Bowling Green	78 61								
77	A	Buffalo	63 66	315	A	Detroit Mercy	84 70								
192	H	Miami (OH)	80 53	334	A	UIC	68 59								

Non-Div I Games: Olivet 95 38

Eastern Mich.

■ Loss, 
 ■ Non-Conf, 
 ■ S Site, 
 ■ Home 
 ■ A Away 
 N Neutral

Average RPI Win:	306	WON-LOST	WINNING	LAST 10	STRENGTH OF	OPP. STRENGTH	TEAM	ADJ.	CONF.	ADJ CONF.
Average RPI Loss:	141	RECORD	PCT. RANK	GAMES	SCHEDULE	OF SCHEDULE	RPI	RPI	RPI	RPI
DIV. I ONLY	1- 15	343	1-9	58	209	295	295	18	18	
DIV. I NON-CONF.	0- 8	338	0-2	6	138	231	231	17	17	
TOTALS	RPI 1-25	RPI 26-50	W-L RECORDS	RPI 51-100	RPI 101-150	RPI 150+				
1- 15	0- 2	0- 0	OVERALL	0- 3	0- 3	1- 7				
1- 4	0- 0	0- 0	HOME	0- 0	0- 2	1- 2				
0- 10	0- 2	0- 0	AWAY	0- 2	0- 1	0- 5				
0- 1	0- 0	0- 0	NEUTRAL	0- 1	0- 0	0- 0				
0- 8	0- 2	0- 0	NON-CONFERENCE	0- 2	0- 2	0- 2				
0- 2	0- 0	0- 0	HOME	0- 0	0- 1	0- 1				
0- 5	0- 2	0- 0	AWAY	0- 1	0- 1	0- 1				
0- 1	0- 0	0- 0	NEUTRAL	0- 1	0- 0	0- 0				
1- 7	0- 0	0- 0	CONFERENCE	0- 1	0- 1	1- 5				
1- 2	0- 0	0- 0	HOME	0- 0	0- 1	1- 1				
0- 5	0- 0	0- 0	AWAY	0- 1	0- 0	0- 4				
0- 0	0- 0	0- 0	NEUTRAL	0- 0	0- 0	0- 0				

RPI 1-25				RPI 26-50				RPI 51-100				RPI 101+ Team's RPI: 295			
RPI	S	Opponent	Score	RPI	S	Opponent	Score	RPI	S	Opponent	Score	RPI	S	Opponent	Score
4	A	Stanford	27 92					57	N	Bradley	46 66	112	H	Boise St.	61 63
10	A	Gonzaga	44 84					95	A	Idaho	60 69	116	H	Montana St.	85 89
								97	A	Utah	49 87	125	A	San Jose St.	66 84
												182	A	Montana	54 92
												193	A	Portland St.	58 75
												208	A	Southern Utah	50 71
												223	A	Northern Colo.	42 63
												228	H	Pepperdine	52 53
												230	A	UMKC	55 66
												242	H	Idaho St.	47 67
												306	H	Weber St.	63 53
LAST 10 Division I															
223	A	Northern Colo.	42 63	193	A	Portland St.	58 75								
208	A	Southern Utah	50 71	242	H	Idaho St.	47 67								
116	H	Montana St.	85 89	306	H	Weber St.	63 53								
95	A	Idaho	60 69	57	N	Bradley	46 66								
182	A	Montana	54 92	230	A	UMKC	55 66								

Non-Div I Games: Northwest Chrst. 81 62

Eastern Wash.



Average RPI Win:	243	WON-LOST	WINNING	LAST 10	STRENGTH OF	OPP. STRENGTH	TEAM	ADJ.	CONF.	ADJ CONF.
Average RPI Loss:	90	RECORD	PCT. RANK	GAMES	SCHEDULE	OF SCHEDULE	RPI	RPI	RPI	RPI
DIV. I ONLY	8- 10	210	5-5	91	158	151	151	14	14	
DIV. I NON-CONF.	4- 6	212	1-1	39	227	120	120	13	13	
TOTALS	RPI 1-25	RPI 26-50	W-L RECORDS	RPI 51-100	RPI 101-150	RPI 150+				
8- 10	0- 1	0- 1	OVERALL	0- 5	0- 2	8- 1				
4- 3	0- 0	0- 0	HOME	0- 2	0- 0	4- 1				
4- 5	0- 1	0- 1	AWAY	0- 2	0- 1	4- 0				
0- 2	0- 0	0- 0	NEUTRAL	0- 1	0- 1	0- 0				
4- 6	0- 1	0- 0	NON-CONFERENCE	0- 4	0- 1	4- 0				
2- 1	0- 0	0- 0	HOME	0- 1	0- 0	2- 0				
2- 3	0- 1	0- 0	AWAY	0- 2	0- 0	2- 0				
0- 2	0- 0	0- 0	NEUTRAL	0- 1	0- 1	0- 0				
4- 4	0- 0	0- 1	CONFERENCE	0- 1	0- 1	4- 1				
2- 2	0- 0	0- 0	HOME	0- 1	0- 0	2- 1				
2- 2	0- 0	0- 1	AWAY	0- 0	0- 1	2- 0				
0- 0	0- 0	0- 0	NEUTRAL	0- 0	0- 0	0- 0				

RPI 1-25				RPI 26-50				RPI 51-100				RPI 101+ Team's RPI: 151			
RPI	S	Opponent	Score	RPI	S	Opponent	Score	RPI	S	Opponent	Score	RPI	S	Opponent	Score
18	A	NC State	49 62	44	A	James Madison	48 61	53	N	IUPUI	53 59	119	N	Coastal Caro.	65 76
								60	A	North Carolina	46 76	135	A	Northeastern	65 68
								70	H	Drexel	53 55	174	A	Towson	74 61
								80	A	Marist	55 63	175	A	Furman	87 76
								90	H	Wake Forest	57 69	186	A	UNLV	50 44
												227	H	Delaware	56 65
												244	H	Col. of Charleston	90 48
												250	H	UNCW	77 53
												279	H	Appalachian St.	67 66
												302	A	Hofstra	69 56
												335	H	Western Caro.	68 24
LAST 10 Division I															
227	H	Delaware	56 65	244	H	Col. of Charleston	90 48								
70	H	Drexel	53 55	44	A	James Madison	48 61								
302	A	Hofstra	69 56	174	A	Towson	74 61								
135	A	Northeastern	65 68	175	A	Furman	87 76								
250	H	UNCW	77 53	119	N	Coastal Caro.	65 76								

Non-Div I Games: Newberry 73 53

Elon

Evansville

Through Games Of Jan. 30, 2020

Average RPI Win:	307	WON-LOST	WINNING	LAST 10	STRENGTH OF	OPP. STRENGTH	TEAM	ADJ.	CONF.	ADJ CONF.
Average RPI Loss:	148	RECORD	PCT. RANK	GAMES	SCHEDULE	OF SCHEDULE	RPI	RPI	RPI	RPI
DIV. I ONLY	2- 16	337	1-9	155	215	312	312	7	7	
DIV. I NON-CONF.	2- 8	295	1-1	342	329	345	345	7	7	
TOTALS	RPI 1-25	RPI 26-50	W-L RECORDS	RPI 51-100	RPI 101-150	RPI 150+				
2- 16	0- 1	0- 1	OVERALL	0- 4	0- 3	2- 7				
2- 6	0- 1	0- 0	HOME	0- 1	0- 1	2- 3				
0- 10	0- 0	0- 1	AWAY	0- 3	0- 2	0- 4				
0- 0	0- 0	0- 0	NEUTRAL	0- 0	0- 0	0- 0				
2- 8	0- 0	0- 0	NON-CONFERENCE	0- 0	0- 2	2- 6				
2- 2	0- 0	0- 0	HOME	0- 0	0- 0	2- 2				
0- 6	0- 0	0- 0	AWAY	0- 0	0- 2	0- 4				
0- 0	0- 0	0- 0	NEUTRAL	0- 0	0- 0	0- 0				
0- 8	0- 1	0- 1	CONFERENCE	0- 4	0- 1	0- 1				
0- 4	0- 1	0- 0	HOME	0- 1	0- 1	0- 1				
0- 4	0- 0	0- 1	AWAY	0- 3	0- 0	0- 0				
0- 0	0- 0	0- 0	NEUTRAL	0- 0	0- 0	0- 0				

RPI 1-25	RPI 26-50	RPI 51-100	RPI 101+	Team's RPI: 312
RPI S Opponent Score	RPI S Opponent Score	RPI S Opponent Score	RPI S Opponent Score	
13 H Missouri St. 55 81	33 A Drake 44 108	57 A Bradley 51 82	107 H Loyola Chicago 61 71	
		61 A UNI 60 76	146 A Southeast Mo. St. 60 83	
		88 H Southern Ill. 57 70	147 A Illinois 44 59	
		92 A Illinois St. 58 81	163 H Valparaiso 66 88	
			176 A Austin Peay 64 80	
			192 A Miami (OH) 64 72	
			207 H Murray St. 59 61	
			249 H Eastern Ill. 44 90	
			267 H Marshall 66 62	
			318 A Purdue Fort Wayne 64 67	
			322 A SIUE 74 85	
			347 H Chicago St. 76 42	
LAST 10 Division I				
13 H Missouri St. 55 81	107 H Loyola Chicago 61 71			
88 H Southern Ill. 57 70	92 A Illinois St. 58 81			
33 A Drake 44 108	57 A Bradley 51 82			
61 A UNI 60 76	192 A Miami (OH) 64 72			
163 H Valparaiso 66 88	347 H Chicago St. 76 42			

Non-Div I Games: Brescia 77 61

Evansville

Loss, Non-Conf, S Site, H Home A Away N Neutral

Average RPI Win:	170	WON-LOST	WINNING	LAST 10	STRENGTH OF	OPP. STRENGTH	TEAM	ADJ.	CONF.	ADJ CONF.
Average RPI Loss:	22	RECORD	PCT. RANK	GAMES	SCHEDULE	OF SCHEDULE	RPI	RPI	RPI	RPI
DIV. I ONLY	17- 2	14	9-1	150	83	31	31	16	16	
DIV. I NON-CONF.	10- 2	30	2-1	100	14	28	28	16	16	
TOTALS	RPI 1-25	RPI 26-50	W-L RECORDS	RPI 51-100	RPI 101-150	RPI 150+				
17- 2	0- 2	1- 0	OVERALL	5- 0	2- 0	9- 0				
7- 1	0- 1	1- 0	HOME	1- 0	1- 0	4- 0				
6- 1	0- 1	0- 0	AWAY	2- 0	0- 0	4- 0				
4- 0	0- 0	0- 0	NEUTRAL	2- 0	1- 0	1- 0				
10- 2	0- 2	1- 0	NON-CONFERENCE	4- 0	1- 0	4- 0				
3- 1	0- 1	1- 0	HOME	1- 0	0- 0	1- 0				
3- 1	0- 1	0- 0	AWAY	1- 0	0- 0	2- 0				
4- 0	0- 0	0- 0	NEUTRAL	2- 0	1- 0	1- 0				
7- 0	0- 0	0- 0	CONFERENCE	1- 0	1- 0	5- 0				
4- 0	0- 0	0- 0	HOME	0- 0	1- 0	3- 0				
3- 0	0- 0	0- 0	AWAY	1- 0	0- 0	2- 0				
0- 0	0- 0	0- 0	NEUTRAL	0- 0	0- 0	0- 0				

RPI 1-25				RPI 26-50				Team's RPI: 31				RPI 51-100				RPI 101+			
RPI	S	Opponent	Score	RPI	S	Opponent	Score	RPI	S	Opponent	Score	RPI	S	Opponent	Score	RPI	S	Opponent	Score
20	A	Princeton	53 67	37	H	Duke	78 56	51	A	Temple	93 67	113	H	Liberty	64 57				
24	H	LSU	63 74					59	H	UCF	72 50	123	N	Notre Dame	69 60				
								74	N	South Fla.	81 77	164	A	Houston	57 45				
								78	N	South Dakota St.	71 70	170	A	North Ala.	74 63				
								79	A	North Florida	72 50	216	H	Kennesaw St.	80 63				
												248	N	Saint Francis (PA)	97 64				
												256	A	Stetson	89 47				
												263	H	Lipscomb	82 56				
												292	A	FIU	100 54				
												331	H	NJIT	82 39				
												344	H	Central Conn. St.	94 60				
LAST 10 Division I																			
331	H	NJIT	82 39	113	H	Liberty	64 57												
216	H	Kennesaw St.	80 63	263	H	Lipscomb	82 56												
170	A	North Ala.	74 63	37	H	Duke	78 56												
79	A	North Florida	72 50	51	A	Temple	93 67												
256	A	Stetson	89 47	24	H	LSU	63 74												

Non-Div I Games: Webber Int'l 99 48 Fla. Memorial 91 47 Johnson & Wales (FL89 56

FGCU

Loss, Non-Conf, S Site, H Home A Away N Neutral

Average RPI Win:	299	WON-LOST	WINNING	LAST 10	STRENGTH OF	OPP. STRENGTH	TEAM	ADJ.	CONF.	ADJ CONF.
Average RPI Loss:	150	RECORD	PCT. RANK	GAMES	SCHEDULE	OF SCHEDULE	RPI	RPI	RPI	RPI
DIV. I ONLY	5- 15	293	2-8	178	260	292	292	13	13	
DIV. I NON-CONF.	3- 8	268	0-1	261	336	316	316	14	14	
TOTALS	RPI 1-25	RPI 26-50	W-L RECORDS	RPI 51-100	RPI 101-150	RPI 150+				
5- 15	0- 0	0- 3	OVERALL	0- 2	0- 3	5- 7				
2- 10	0- 0	0- 2	HOME	0- 2	0- 2	2- 4				
3- 5	0- 0	0- 1	AWAY	0- 0	0- 1	3- 3				
0- 0	0- 0	0- 0	NEUTRAL	0- 0	0- 0	0- 0				
3- 8	0- 0	0- 1	NON-CONFERENCE	0- 1	0- 1	3- 5				
1- 7	0- 0	0- 1	HOME	0- 1	0- 1	1- 4				
2- 1	0- 0	0- 0	AWAY	0- 0	0- 0	2- 1				
0- 0	0- 0	0- 0	NEUTRAL	0- 0	0- 0	0- 0				
2- 7	0- 0	0- 2	CONFERENCE	0- 1	0- 2	2- 2				
1- 3	0- 0	0- 1	HOME	0- 1	0- 1	1- 0				
1- 4	0- 0	0- 1	AWAY	0- 0	0- 1	1- 2				
0- 0	0- 0	0- 0	NEUTRAL	0- 0	0- 0	0- 0				

RPI S	Opponent	Score	RPI S	Opponent	Score	RPI S	Opponent	Score	RPI S	Opponent	Score	Team's RPI: 292
28	H Old Dominion	39 66	68	H Charlotte	50 64	103	H Rice	47 68				
31	H FGCU	54 100	79	H North Florida	49 64	127	A UAB	58 71				
50	A Middle Tenn.	56 72				150	H Bethune-Cookman	60 65				
						176	H Austin Peay	56 58				
						203	A Jacksonville	52 77				
						217	A UTEP	34 64				
						218	H Brown	57 72				
						226	H Northern Ky.	45 67				
						237	H North Texas	58 56				
						267	A Marshall	68 65				
						274	H Oakland	49 58				
						303	A UTSA	45 60				
						323	A N.C. Central	59 58				
						330	A Georgia St.	70 63				
						337	H Grambling	56 55				
LAST 10 Division I												
267	A Marshall	68 65	103	H Rice	47 68							
68	H Charlotte	50 64	237	H North Texas	58 56							
28	H Old Dominion	39 66	303	A UTSA	45 60							
50	A Middle Tenn.	56 72	217	A UTEP	34 64							
127	A UAB	58 71	218	H Brown	57 72							

Non-Div I Games:

FIU

■ Loss, 
 ■ Non-Conf, 
 S Site, 
 ■ Home 
 ■ Away 
 N Neutral

## Fairfield

Through Games Of Jan. 30, 2020

Average RPI Win:	271	WON-LOST	WINNING	LAST 10	STRENGTH OF	OPP. STRENGTH	TEAM	ADJ.	CONF.	ADJ CONF.
Average RPI Loss:	123	RECORD	PCT. RANK	GAMES	SCHEDULE	OF SCHEDULE	RPI	RPI	RPI	RPI
DIV. I ONLY	10- 8	143	7-3	294	192	205	205	24	24	
DIV. I NON-CONF.	3- 6	235	0-1	294	106	291	291	25	25	
TOTALS	RPI 1-25	RPI 26-50	W-L RECORDS	RPI 51-100	RPI 101-150	RPI 150+				
10- 8	0- 0	0- 1	OVERALL	1- 3	0- 0	9- 4				
7- 2	0- 0	0- 0	HOME	1- 0	0- 0	6- 2				
3- 6	0- 0	0- 1	AWAY	0- 3	0- 0	3- 2				
0- 0	0- 0	0- 0	NEUTRAL	0- 0	0- 0	0- 0				
3- 6	0- 0	0- 1	NON-CONFERENCE	0- 2	0- 0	3- 3				
2- 2	0- 0	0- 0	HOME	0- 0	0- 0	2- 2				
1- 4	0- 0	0- 1	AWAY	0- 2	0- 0	1- 1				
0- 0	0- 0	0- 0	NEUTRAL	0- 0	0- 0	0- 0				
7- 2	0- 0	0- 0	CONFERENCE	1- 1	0- 0	6- 1				
5- 0	0- 0	0- 0	HOME	1- 0	0- 0	4- 0				
2- 2	0- 0	0- 0	AWAY	0- 1	0- 0	2- 1				
0- 0	0- 0	0- 0	NEUTRAL	0- 0	0- 0	0- 0				

RPI S	Opponent	Score	RPI S	Opponent	Score	RPI S	Opponent	Score	RPI S	Opponent	Score	Team's RPI: 205
			42 A	St. John's (NY)	69 71	51 A	Temple	59 77	157 H	Dartmouth	51 52	
						76 A	Seton Hall	44 74	177 A	Quinnipiac	62 76	
						80 H	Marist	52 48	179 A	Rhode Island	41 74	
						85 A	Rider	52 60	214 H	Manhattan	87 47	
									218 H	Brown	44 58	
									221 A	Iona	52 40	
									277 H	Navy	66 52	
									291 H	Monmouth	49 38	
									300 A	Siena	65 35	
									302 H	Hofstra	73 64	
									336 H	Saint Peter's	67 48	
									338 H	Canisius	72 70	
									348 A	LIU Brooklyn	53 51	
LAST 10 Division I												
			80 H	Marist	52 48	338 H	Canisius	72 70				
			85 A	Rider	52 60	336 H	Saint Peter's	67 48				
			177 A	Quinnipiac	62 76	291 H	Monmouth	49 38				
			214 H	Manhattan	87 47	300 A	Siena	65 35				
			221 A	Iona	52 40	218 H	Brown	44 58				

Non-Div I Games:

Fairfield

■ Loss, 
 ■ Non-Conf, 
 S Site, 
 ■ Home 
 ■ Away 
 N Neutral

Average RPI Win: 305		WON-LOST	WINNING	LAST 10	STRENGTH OF	OPP. STRENGTH	TEAM	ADJ.	CONF.	ADJ CONF.
Average RPI Loss: 248		RECORD	PCT. RANK	GAMES	SCHEDULE	OF SCHEDULE	RPI	RPI	RPI	RPI
DIV. I ONLY		7- 12	247	5-5	350	344	332	332	29	29
DIV. I NON-CONF.		3- 8	268	1-1	339	339	334	334	29	29
TOTALS		RPI 1-25	RPI 26-50	W-L RECORDS	RPI 51-100	RPI 101-150	RPI 150+			
7- 12	0- 0		0- 0	OVERALL	0- 0	0- 0	7- 12			
4- 5	0- 0		0- 0	HOME	0- 0	0- 0	4- 5			
3- 7	0- 0		0- 0	AWAY	0- 0	0- 0	3- 7			
0- 0	0- 0		0- 0	NEUTRAL	0- 0	0- 0	0- 0			
3- 8	0- 0		0- 0	NON-CONFERENCE	0- 0	0- 0	3- 8			
1- 4	0- 0		0- 0	HOME	0- 0	0- 0	1- 4			
2- 4	0- 0		0- 0	AWAY	0- 0	0- 0	2- 4			
0- 0	0- 0		0- 0	NEUTRAL	0- 0	0- 0	0- 0			
4- 4	0- 0		0- 0	CONFERENCE	0- 0	0- 0	4- 4			
3- 1	0- 0		0- 0	HOME	0- 0	0- 0	3- 1			
1- 3	0- 0		0- 0	AWAY	0- 0	0- 0	1- 3			
0- 0	0- 0		0- 0	NEUTRAL	0- 0	0- 0	0- 0			

RPI 1-25				RPI 26-50				RPI 51-100				RPI 101+				Team's RPI: 332	
RPI	S	Opponent	Score	RPI	S	Opponent	Score	RPI	S	Opponent	Score	RPI	S	Opponent	Score		
												169	A	Merrimack	51	62	
												183	A	Lafayette	29	61	
												188	H	Binghamton	48	60	
												209	A	UMass Lowell	56	61	
												214	H	Manhattan	61	62	
												239	A	Howard	56	64	
												248	H	Saint Francis (PA)	56	47	
												266	A	Sacred Heart	53	68	
												266	H	Sacred Heart	65	60	
												276	A	Pittsburgh	60	69	
												284	H	Loyola Maryland	46	75	
												288	H	Army West Point	68	70	
												300	H	Siena	67	58	
												309	H	Bryant	45	57	
												310	A	St. Francis Brooklyn	62	57	
												331	A	NJIT	68	59	
												336	A	Saint Peter's	77	71	
												344	H	Central Conn. St.	66	47	
												348	A	LIU Brooklyn	63	68	
LAST 10 Division I																	
				169	A	Merrimack	51	62	248	H	Saint Francis (PA)	56	47				
				266	A	Sacred Heart	53	68	309	H	Bryant	45	57				
				344	H	Central Conn. St.	66	47	310	A	St. Francis Brooklyn	62	57				
				266	H	Sacred Heart	65	60	209	A	UMass Lowell	56	61				
				348	A	LIU Brooklyn	63	68	336	A	Saint Peter's	77	71				

Non-Div I Games:

Fairleigh Dickinson

■ Loss, ■ Non-Conf, S Site, H Home A Away N Neutral

Average RPI Win: 229		WON-LOST	WINNING	LAST 10	STRENGTH OF	OPP. STRENGTH	TEAM	ADJ.	CONF.	ADJ CONF.
Average RPI Loss: 100		RECORD	PCT. RANK	GAMES	SCHEDULE	OF SCHEDULE	RPI	RPI	RPI	RPI
DIV. I ONLY		9- 11	205	3-7	88	149	165	165	13	13
DIV. I NON-CONF.		6- 5	151	0-1	188	207	179	179	14	14
TOTALS		RPI 1-25	RPI 26-50	W-L RECORDS	RPI 51-100	RPI 101-150	RPI 150+			
9- 11	0- 1		0- 3	OVERALL	1- 0	1- 5	7- 2			
6- 5	0- 0		0- 1	HOME	1- 0	0- 3	5- 1			
3- 6	0- 1		0- 2	AWAY	0- 0	1- 2	2- 1			
0- 0	0- 0		0- 0	NEUTRAL	0- 0	0- 0	0- 0			
6- 5	0- 1		0- 0	NON-CONFERENCE	0- 0	1- 3	5- 1			
4- 3	0- 0		0- 0	HOME	0- 0	0- 2	4- 1			
2- 2	0- 1		0- 0	AWAY	0- 0	1- 1	1- 0			
0- 0	0- 0		0- 0	NEUTRAL	0- 0	0- 0	0- 0			
3- 6	0- 0		0- 3	CONFERENCE	1- 0	0- 2	2- 1			
2- 2	0- 0		0- 1	HOME	1- 0	0- 1	1- 0			
1- 4	0- 0		0- 2	AWAY	0- 0	0- 1	1- 1			
0- 0	0- 0		0- 0	NEUTRAL	0- 0	0- 0	0- 0			

RPI 1-25					RPI 26-50					RPI 51-100					RPI 101+					Team's RPI: 165	
RPI	S	Opponent	Score		RPI	S	Opponent	Score		RPI	S	Opponent	Score		RPI	S	Opponent	Score			
7	A	Iowa	53	85	27	A	Western Ky.	59	68	68	H	Charlotte	65	44	102	H	Kansas	60	90		
					28	H	Old Dominion	63	75						103	H	Rice	69	78		
					50	A	Middle Tenn.	66	81						118	A	Richmond	55	57		
															127	A	UAB	73	92		
															142	H	Harvard	51	65		
															144	A	Western Mich.	80	79		
															175	H	Furman	63	69		
															181	A	Hampton	64	63		
															201	H	Little Rock	79	72		
															217	A	UTEP	65	96		
															237	H	North Texas	84	78		
															284	H	Loyola Maryland	72	61		
															300	H	Siena	83	39		
															303	A	UTSA	80	53		
															344	H	Central Conn. St.	72	54		
LAST 10 Division I																					
					27	A	Western Ky.	59	68	237	H	North Texas	84	78							
					28	H	Old Dominion	63	75	103	H	Rice	69	78							
					68	H	Charlotte	65	44	217	A	UTEP	65	96							
					127	A	UAB	73	92	303	A	UTSA	80	53							
					50	A	Middle Tenn.	66	81	142	H	Harvard	51	65							

Non-Div I Games:

Fla. Atlantic

Loss, Non-Conf, S Site, H Home A Away N Neutral

Florida

Through Games Of Jan. 30, 2020

Average RPI Win:	237	WON-LOST	WINNING	LAST 10	STRENGTH OF	OPP. STRENGTH	TEAM	ADJ.	CONF.	ADJ CONF.
Average RPI Loss:	40	RECORD	PCT. RANK	GAMES	SCHEDULE	OF SCHEDULE	RPI	RPI	RPI	RPI
DIV. I ONLY	11- 10	170	3-7	100	81	145	145	4	4	
DIV. I NON-CONF.	9- 4	84	1-1	307	175	189	189	5	5	
TOTALS	RPI 1-25	RPI 26-50	W-L RECORDS	RPI 51-100	RPI 101-150	RPI 150+				
11- 10	0- 6	0- 2	OVERALL	2- 1	1- 1	8- 0				
7- 5	0- 4	0- 1	HOME	2- 0	0- 0	5- 0				
3- 4	0- 2	0- 1	AWAY	0- 0	1- 1	2- 0				
1- 1	0- 0	0- 0	NEUTRAL	0- 1	0- 0	1- 0				
9- 4	0- 2	0- 0	NON-CONFERENCE	1- 1	0- 1	8- 0				
6- 2	0- 2	0- 0	HOME	1- 0	0- 0	5- 0				
2- 1	0- 0	0- 0	AWAY	0- 0	0- 1	2- 0				
1- 1	0- 0	0- 0	NEUTRAL	0- 1	0- 0	1- 0				
2- 6	0- 4	0- 2	CONFERENCE	1- 0	1- 0	0- 0				
1- 3	0- 2	0- 1	HOME	1- 0	0- 0	0- 0				
1- 3	0- 2	0- 1	AWAY	0- 0	1- 0	0- 0				
0- 0	0- 0	0- 0	NEUTRAL	0- 0	0- 0	0- 0				

RPI S	Opponent	Score	RPI S	Opponent	Score	RPI S	Opponent	Score	RPI S	Opponent	Score	Team's RPI: 145
14	H Indiana	49 73	41	A Arkansas	57 79	90	N Wake Forest	68 73	102	A Kansas	66 76	
15	A Mississippi St.	47 93	49	H Tennessee	50 78	94	H Vanderbilt	68 60	131	A Auburn	83 63	
17	A Texas A&M	42 69				96	H Davidson	55 50	167	H Samford	84 48	
22	H Kentucky	45 65							233	N Xavier	67 64	
23	H Florida St.	55 66							272	H Longwood	71 54	
24	H LSU	68 77							298	H Presbyterian	60 46	
									305	A Prairie View	51 44	
									321	H Mercer	71 50	
									337	A Grambling	72 65	
									350	H Florida A&M	84 40	
LAST 10 Division I												
24	H LSU	68 77	131	A Auburn	83 63							
41	A Arkansas	57 79	94	H Vanderbilt	68 60							
17	A Texas A&M	42 69	15	A Mississippi St.	47 93							
49	H Tennessee	50 78	96	H Davidson	55 50							
22	H Kentucky	45 65	90	N Wake Forest	68 73							

Non-Div I Games:

Florida

Loss, Non-Conf, S Site, H Home A Away N Neutral



Average RPI Win:	346	WON-LOST	WINNING	LAST 10	STRENGTH OF	OPP. STRENGTH	TEAM	ADJ.	CONF.	ADJ CONF.
Average RPI Loss:	240	RECORD	PCT. RANK	GAMES	SCHEDULE	OF SCHEDULE	RPI	RPI	RPI	RPI
DIV. I ONLY	2- 15	335	2-8	342	351	350	350	30	30	
DIV. I NON-CONF.	0- 9	338	0-2	299	351	350	350	31	31	
TOTALS	RPI 1-25	RPI 26-50	W-L RECORDS	RPI 51-100	RPI 101-150	RPI 150+				
2- 15	0- 1	0- 0	OVERALL	0- 0	0- 2	2- 12				
1- 4	0- 0	0- 0	HOME	0- 0	0- 0	1- 4				
1- 11	0- 1	0- 0	AWAY	0- 0	0- 2	1- 8				
0- 0	0- 0	0- 0	NEUTRAL	0- 0	0- 0	0- 0				
0- 9	0- 1	0- 0	NON-CONFERENCE	0- 0	0- 1	0- 7				
0- 2	0- 0	0- 0	HOME	0- 0	0- 0	0- 2				
0- 7	0- 1	0- 0	AWAY	0- 0	0- 1	0- 5				
0- 0	0- 0	0- 0	NEUTRAL	0- 0	0- 0	0- 0				
2- 6	0- 0	0- 0	CONFERENCE	0- 0	0- 1	2- 5				
1- 2	0- 0	0- 0	HOME	0- 0	0- 0	1- 2				
1- 4	0- 0	0- 0	AWAY	0- 0	0- 1	1- 3				
0- 0	0- 0	0- 0	NEUTRAL	0- 0	0- 0	0- 0				

RPI 1-25				RPI 26-50				RPI 51-100				RPI 101+ Team's RPI: 350			
RPI	S	Opponent	Score	RPI	S	Opponent	Score	RPI	S	Opponent	Score	RPI	S	Opponent	Score
24	A	LSU	45 73									138	A	N.C. A&T	44 71
												145	A	Florida	40 84
												154	A	Texas Tech	60 98
												184	A	Norfolk St.	51 59
												203	H	Jacksonville	54 88
												239	A	Howard	58 72
												265	H	Morgan St.	47 59
												278	H	Alabama A&M	53 77
												313	A	Jacksonville St.	67 72
												320	A	Alcorn	42 58
												323	A	N.C. Central	57 66
												323	H	N.C. Central	70 71
												340	A	USC Upstate	61 74
												342	H	Coppin St.	58 48
												349	A	South Carolina St.	44 39
												351	A	Mississippi Val.	70 71
LAST 10 Division I															
184	A	Norfolk St.	51 59	265	H	Morgan St.	47 59								
239	A	Howard	58 72	138	A	N.C. A&T	44 71								
323	H	N.C. Central	70 71	323	A	N.C. Central	57 66								
349	A	South Carolina St.	44 39	24	A	LSU	45 73								
342	H	Coppin St.	58 48	278	H	Alabama A&M	53 77								

Non-Div I Games: Johnson (FL) 102 40 Trinity Baptist 103 54

Florida A&amp;M

■ Loss, 
 ■ Non-Conf, S Site, 
 ■ Home 
 ■ Away 
 N Neutral



Average RPI Win: <b>175</b>	WON-LOST	WINNING	LAST 10	STRENGTH OF	OPP. STRENGTH	TEAM	ADJ.	CONF.	ADJ CONF.
Average RPI Loss: <b>111</b>	RECORD	PCT. RANK	GAMES	SCHEDULE	OF SCHEDULE	RPI	RPI	RPI	RPI
DIV. I ONLY	<b>12- 8</b>	<b>114</b>	<b>7-3</b>	<b>167</b>	<b>93</b>	<b>122</b>	<b>122</b>	<b>12</b>	<b>12</b>
DIV. I NON-CONF.	<b>8- 5</b>	<b>117</b>	<b>3-0</b>	<b>187</b>	<b>81</b>	<b>127</b>	<b>127</b>	<b>12</b>	<b>12</b>
TOTALS	RPI 1-25	RPI 26-50	W-L RECORDS	RPI 51-100	RPI 101-150	RPI 150+			
12- 8	0- 0	0- 1	OVERALL	2- 3	3- 2	7- 2			
8- 2	0- 0	0- 0	HOME	1- 1	2- 1	5- 0			
3- 5	0- 0	0- 0	AWAY	1- 2	0- 1	2- 2			
1- 1	0- 0	0- 1	NEUTRAL	0- 0	1- 0	0- 0			
8- 5	0- 0	0- 1	NON-CONFERENCE	1- 1	2- 1	5- 2			
5- 2	0- 0	0- 0	HOME	0- 1	1- 1	4- 0			
2- 2	0- 0	0- 0	AWAY	1- 0	0- 0	1- 2			
1- 1	0- 0	0- 1	NEUTRAL	0- 0	1- 0	0- 0			
4- 3	0- 0	0- 0	CONFERENCE	1- 2	1- 1	2- 0			
3- 0	0- 0	0- 0	HOME	1- 0	1- 0	1- 0			
1- 3	0- 0	0- 0	AWAY	0- 2	0- 1	1- 0			
0- 0	0- 0	0- 0	NEUTRAL	0- 0	0- 0	0- 0			

RPI S	Opponent	Score	RPI S	Opponent	Score	RPI S	Opponent	Score	RPI S	Opponent	Score	Team's RPI: 122
			41 N	Arkansas	59 <b>71</b>	68 A	Charlotte	76 51	105 A	VCU	52 <b>62</b>	
						84 A	Dayton	44 <b>48</b>	123 H	Notre Dame	55 <b>60</b>	
						89 H	Villanova	66 <b>73</b>	135 H	Northeastern	74 58	
						96 A	Davidson	62 <b>74</b>	137 H	George Washington	53 47	
						100 H	Saint Louis	66 54	143 N	Lehigh	59 57	
									164 H	Houston	63 54	
									166 A	Columbia	51 <b>70</b>	
									167 H	Samford	68 37	
									187 A	Penn St.	59 <b>72</b>	
									214 A	Manhattan	51 45	
									220 A	George Mason	66 54	
									222 H	Georgetown	67 54	
									245 H	Southern U.	65 52	
									289 H	St. Bonaventure	79 53	
LAST 10 Division I												
			105 A	VCU	52 <b>62</b>	96 A	Davidson	62 <b>74</b>				
			84 A	Dayton	44 <b>48</b>	289 H	St. Bonaventure	79 53				
			100 H	Saint Louis	66 54	164 H	Houston	63 54				
			220 A	George Mason	66 54	167 H	Samford	68 37				
			137 H	George Washington	53 47	245 H	Southern U.	65 52				

Non-Div I Games:

Fordham

  Loss, 
  Non-Conf, 
S Site, 
  Home 
  Away 
N Neutral

Average RPI Win:	221	WON-LOST	WINNING	LAST 10	STRENGTH OF	OPP. STRENGTH	TEAM	ADJ.	CONF.	ADJ CONF.
Average RPI Loss:	102	RECORD	PCT. RANK	GAMES	SCHEDULE	OF SCHEDULE	RPI	RPI	RPI	RPI
DIV. I ONLY	15- 4	36	9-1	211	168	82	82	17	17	
DIV. I NON-CONF.	5- 4	140	0-1	214	128	144	144	23	23	
TOTALS	RPI 1-25	RPI 26-50	W-L RECORDS	RPI 51-100	RPI 101-150	RPI 150+				
15- 4	0- 0	0- 1	OVERALL	0- 1	2- 1	13- 1				
8- 1	0- 0	0- 0	HOME	0- 1	0- 0	8- 0				
6- 2	0- 0	0- 0	AWAY	0- 0	2- 1	4- 1				
1- 1	0- 0	0- 1	NEUTRAL	0- 0	0- 0	1- 0				
5- 4	0- 0	0- 1	NON-CONFERENCE	0- 1	0- 1	5- 1				
2- 1	0- 0	0- 0	HOME	0- 1	0- 0	2- 0				
2- 2	0- 0	0- 0	AWAY	0- 0	0- 1	2- 1				
1- 1	0- 0	0- 1	NEUTRAL	0- 0	0- 0	1- 0				
10- 0	0- 0	0- 0	CONFERENCE	0- 0	2- 0	8- 0				
6- 0	0- 0	0- 0	HOME	0- 0	0- 0	6- 0				
4- 0	0- 0	0- 0	AWAY	0- 0	2- 0	2- 0				
0- 0	0- 0	0- 0	NEUTRAL	0- 0	0- 0	0- 0				

RPI 1-25				RPI 26-50				RPI 51-100				Team's RPI: 82		RPI 101+			
RPI	S	Opponent	Score	RPI	S	Opponent	Score	RPI	S	Opponent	Score			RPI	S	Opponent	Score
				39	N	Yale	67 87	69	H	BYU	65 71			112	A	Boise St.	85 80
														125	A	San Jose St.	85 76
														140	A	Portland	64 75
														161	A	Santa Clara	66 90
														182	A	Montana	76 63
														185	H	UC Davis	73 65
														186	A	UNLV	72 66
														195	H	Northern Ariz.	83 66
														196	H	New Mexico	84 81
														206	H	Wyoming	89 59
														222	N	Georgetown	82 69
														254	A	San Diego St.	65 60
														254	H	San Diego St.	79 54
														270	H	Colorado St.	55 53
														287	H	Utah St.	76 64
														308	H	Air Force	61 52
														333	A	Cal Poly	79 52
LAST 10 Division I																	
				308	H	Air Force	61 52	196	H	New Mexico	84 81						
				112	A	Boise St.	85 80	125	A	San Jose St.	85 76						
				270	H	Colorado St.	55 53	254	H	San Diego St.	79 54						
				206	H	Wyoming	89 59	161	A	Santa Clara	66 90						
				254	A	San Diego St.	65 60	287	H	Utah St.	76 64						

Non-Div I Games: La Verne 111 56 UC Merced 92 26

Fresno St.

## Furman

Through Games Of Jan. 30, 2020

Average RPI Win: <b>234</b>	WON-LOST	WINNING	LAST 10	STRENGTH OF	OPP. STRENGTH	TEAM	ADJ.	CONF.	ADJ CONF.
Average RPI Loss: <b>129</b>	RECORD	PCT. RANK	GAMES	SCHEDULE	OF SCHEDULE	RPI	RPI	RPI	RPI
DIV. I ONLY	11- 7	110	6-4	319	101	175	175	25	25
DIV. I NON-CONF.	7- 5	131	2-2	245	44	122	122	22	22
TOTALS	RPI 1-25	RPI 26-50	W-L RECORDS	RPI 51-100	RPI 101-150	RPI 150+			
11- 7	0- 0	0- 1	OVERALL	0- 2	1- 1	10- 3			
6- 2	0- 0	0- 0	HOME	0- 0	0- 1	6- 1			
4- 5	0- 0	0- 1	AWAY	0- 2	1- 0	3- 2			
1- 0	0- 0	0- 0	NEUTRAL	0- 0	0- 0	1- 0			
7- 5	0- 0	0- 1	NON-CONFERENCE	0- 2	1- 0	6- 2			
3- 1	0- 0	0- 0	HOME	0- 0	0- 0	3- 1			
3- 4	0- 0	0- 1	AWAY	0- 2	1- 0	2- 1			
1- 0	0- 0	0- 0	NEUTRAL	0- 0	0- 0	1- 0			
4- 2	0- 0	0- 0	CONFERENCE	0- 0	0- 1	4- 1			
3- 1	0- 0	0- 0	HOME	0- 0	0- 1	3- 0			
1- 1	0- 0	0- 0	AWAY	0- 0	0- 0	1- 1			
0- 0	0- 0	0- 0	NEUTRAL	0- 0	0- 0	0- 0			

RPI 1-25				RPI 26-50				RPI 51-100				RPI 101+				Team's RPI: 175	
RPI	S	Opponent	Score	RPI	S	Opponent	Score	RPI	S	Opponent	Score	RPI	S	Opponent	Score		
				50	A	Middle Tenn.	62 78	71	A	Georgia	48 77	118	A	Richmond	70 69		
								94	A	Vanderbilt	46 74	131	H	UNC Greensboro	53 59		
												151	H	Elon	76 87		
												165	A	Fla. Atlantic	69 63		
												167	H	Samford	77 69		
												172	A	Clemson	71 77		
												181	H	Hampton	70 65		
												199	N	Saint Joseph's	63 48		
												229	A	Gardner-Webb	72 67		
												231	A	Chattanooga	52 60		
												243	A	ETSU	81 62		
												285	H	Ga. Southern	78 63		
												321	H	Mercer	62 49		
												330	H	Georgia St.	62 55		
												335	H	Western Caro.	69 53		
LAST 10 Division I																	
				335	H	Western Caro.	69 53	321	H	Mercer	62 49						
				131	H	UNC Greensboro	53 59	151	H	Elon	76 87						
				231	A	Chattanooga	52 60	199	N	Saint Joseph's	63 48						
				243	A	ETSU	81 62	165	A	Fla. Atlantic	69 63						
				167	H	Samford	77 69	71	A	Georgia	48 77						

Non-Div I Games: North Greenville 88 51 Newberry 62 43 UNKNOWN 88 24

Furman

Loss, Non-Conf, S Site, H Home A Away N Neutral

## Ga. Southern

Through Games Of Jan. 30, 2020

Average RPI Win:	277	WON-LOST	WINNING	LAST 10	STRENGTH OF	OPP. STRENGTH	TEAM	ADJ.	CONF.	ADJ CONF.
Average RPI Loss:	185	RECORD	PCT. RANK	GAMES	SCHEDULE	OF SCHEDULE	RPI	RPI	RPI	RPI
DIV. I ONLY	6- 13	268	4-6	234	333	285	285	22	22	
DIV. I NON-CONF.	3- 8	268	1-1	253	334	281	281	21	21	
TOTALS	RPI 1-25	RPI 26-50	W-L RECORDS	RPI 51-100	RPI 101-150	RPI 150+				
6- 13	0- 0	0- 0	OVERALL	0- 1	1- 4	5- 8				
3- 4	0- 0	0- 0	HOME	0- 1	1- 0	2- 3				
2- 8	0- 0	0- 0	AWAY	0- 0	0- 3	2- 5				
1- 1	0- 0	0- 0	NEUTRAL	0- 0	0- 1	1- 0				
3- 8	0- 0	0- 0	NON-CONFERENCE	0- 0	0- 3	3- 5				
0- 2	0- 0	0- 0	HOME	0- 0	0- 0	0- 2				
2- 5	0- 0	0- 0	AWAY	0- 0	0- 2	2- 3				
1- 1	0- 0	0- 0	NEUTRAL	0- 0	0- 1	1- 0				
3- 5	0- 0	0- 0	CONFERENCE	0- 1	1- 1	2- 3				
3- 2	0- 0	0- 0	HOME	0- 1	1- 0	2- 1				
0- 3	0- 0	0- 0	AWAY	0- 0	0- 1	0- 2				
0- 0	0- 0	0- 0	NEUTRAL	0- 0	0- 0	0- 0				

RPI S	Opponent	Score	RPI S	Opponent	Score	RPI S	Opponent	Score	RPI S	Opponent	Score	Team's RPI: 285
						64	H Troy	69 79	106	N Kent St.	48 62	
									119	A Coastal Caro.	59 66	
									120	A Tulane	40 56	
									134	H Louisiana	83 67	
									150	A Bethune-Cookman	57 75	
									175	A Furman	63 78	
									197	H North Dakota	56 69	
									201	A Little Rock	46 58	
									210	A Arkansas St.	62 69	
									216	H Kennesaw St.	69 95	
									258	A Winthrop	91 47	
									262	H South Alabama	65 71	
									269	A Ole Miss	66 69	
									286	A Wofford	70 57	
									310	N St. Francis Brooklyn	78 47	
									321	A Mercer	52 62	
									330	H Georgia St.	81 56	
									346	H La.-Monroe	64 47	
LAST 10 Division I												
			119	A Coastal Caro.	59 66	201	A Little Rock	46 58				
			330	H Georgia St.	81 56	134	H Louisiana	83 67				
			262	H South Alabama	65 71	346	H La.-Monroe	64 47				
			64	H Troy	69 79	120	A Tulane	40 56				
			210	A Arkansas St.	62 69	310	N St. Francis Brooklyn	78 47				

Non-Div I Games:

Ga. Southern

■ Loss, 
 ■ Non-Conf, 
 ■ S Site, 
 ■ H Home 
 ■ A Away 
 N Neutral

Average RPI Win:	282	WON-LOST	WINNING	LAST 10	STRENGTH OF	OPP. STRENGTH	TEAM	ADJ.	CONF.	ADJ CONF.
Average RPI Loss:	163	RECORD	PCT. RANK	GAMES	SCHEDULE	OF SCHEDULE	RPI	RPI	RPI	RPI
DIV. I ONLY	10- 9	164	5-5	298	305	229	229	26	26	
DIV. I NON-CONF.	5- 4	140	0	290	204	192	192	28	28	
TOTALS	RPI 1-25	RPI 26-50	W-L RECORDS	RPI 51-100	RPI 101-150	RPI 150+				
10- 9	0- 0	0- 1	OVERALL	0- 2	0- 1	10- 5				
6- 3	0- 0	0- 0	HOME	0- 0	0- 0	6- 3				
4- 6	0- 0	0- 1	AWAY	0- 2	0- 1	4- 2				
0- 0	0- 0	0- 0	NEUTRAL	0- 0	0- 0	0- 0				
5- 4	0- 0	0- 1	NON-CONFERENCE	0- 2	0- 0	5- 1				
3- 1	0- 0	0- 0	HOME	0- 0	0- 0	3- 1				
2- 3	0- 0	0- 1	AWAY	0- 2	0- 0	2- 0				
0- 0	0- 0	0- 0	NEUTRAL	0- 0	0- 0	0- 0				
5- 5	0- 0	0- 0	CONFERENCE	0- 0	0- 1	5- 4				
3- 2	0- 0	0- 0	HOME	0- 0	0- 0	3- 2				
2- 3	0- 0	0- 0	AWAY	0- 0	0- 1	2- 2				
0- 0	0- 0	0- 0	NEUTRAL	0- 0	0- 0	0- 0				

RPI S	Opponent	Score	RPI S	Opponent	Score	RPI S	Opponent	Score	RPI S	Opponent	Score	Team's RPI: 229
			34	A Virginia Tech	65 87	68	A Charlotte	49 74	128	A Campbell	44 48	
						71	A Georgia	56 84	175	H Furman	67 72	
									181	A Hampton	58 63	
									212	H High Point	70 57	
									225	A UNC Asheville	65 59	
									227	H Delaware	67 65	
									238	H Radford	73 84	
									258	H Winthrop	71 59	
									272	A Longwood	70 80	
									279	A Appalachian St.	67 56	
									286	H Wofford	67 53	
									298	H Presbyterian	53 56	
									321	A Mercer	65 62	
									335	H Western Caro.	88 62	
									340	H USC Upstate	63 53	
									341	A Charleston So.	79 52	
LAST 10 Division I												
			212	H High Point	70 57	128	A Campbell	44 48				
			238	H Radford	73 84	258	H Winthrop	71 59				
			225	A UNC Asheville	65 59	181	A Hampton	58 63				
			340	H USC Upstate	63 53	341	A Charleston So.	79 52				
			298	H Presbyterian	53 56	272	A Longwood	70 80				

Non-Div I Games:

Gardner-Webb

## George Mason

Through Games Of Jan. 30, 2020

Average RPI Win: <b>221</b>	WON-LOST	WINNING	LAST 10	STRENGTH OF	OPP. STRENGTH	TEAM	ADJ.	CONF.	ADJ CONF.
Average RPI Loss: <b>141</b>	RECORD	PCT. RANK	GAMES	SCHEDULE	OF SCHEDULE	RPI	RPI	RPI	RPI
DIV. I ONLY	7- 14	257	2-8	120	198	220	220	12	12
DIV. I NON-CONF.	6- 7	182	1-1	131	283	169	169	12	12
TOTALS	RPI 1-25	RPI 26-50	W-L RECORDS	RPI 51-100	RPI 101-150	RPI 150+			
7- 14	0- 0	0- 1	OVERALL	0- 4	1- 4	6- 5			
3- 7	0- 0	0- 1	HOME	0- 2	1- 2	2- 2			
4- 6	0- 0	0- 0	AWAY	0- 1	0- 2	4- 3			
0- 1	0- 0	0- 0	NEUTRAL	0- 1	0- 0	0- 0			
6- 7	0- 0	0- 1	NON-CONFERENCE	0- 2	0- 1	6- 3			
2- 4	0- 0	0- 1	HOME	0- 1	0- 0	2- 2			
4- 2	0- 0	0- 0	AWAY	0- 0	0- 1	4- 1			
0- 1	0- 0	0- 0	NEUTRAL	0- 1	0- 0	0- 0			
1- 7	0- 0	0- 0	CONFERENCE	0- 2	1- 3	0- 2			
1- 3	0- 0	0- 0	HOME	0- 1	1- 2	0- 0			
0- 4	0- 0	0- 0	AWAY	0- 1	0- 1	0- 2			
0- 0	0- 0	0- 0	NEUTRAL	0- 0	0- 0	0- 0			

RPI S	Opponent	Score	RPI S	Opponent	Score	RPI S	Opponent	Score	RPI S	Opponent	Score	Team's RPI: 220
			34 H	Virginia Tech	58 77	57 N	Bradley	59 61	105 H	VCU	63 82	
						66 H	Bucknell	51 64	109 A	Duquesne	63 84	
						84 A	Dayton	55 59	119 A	Coastal Caro.	59 74	
						96 H	Davidson	69 76	122 H	Fordham	54 66	
									137 H	George Washington	70 60	
									173 H	American	73 55	
									187 A	Penn St.	78 68	
									198 A	La Salle	65 77	
									211 A	SMU	59 58	
									227 A	Delaware	44 63	
									230 H	UMKC	58 64	
									239 H	Howard	75 86	
									244 A	Col. of Charleston	72 61	
									277 A	Navy	67 58	
									289 A	St. Bonaventure	47 62	
									315 H	Detroit Mercy	75 62	
LAST 10 Division I												
198 A	La Salle	65 77	289 A	St. Bonaventure	47 62							
105 H	VCU	63 82	84 A	Dayton	55 59							
109 A	Duquesne	63 84	137 H	George Washington	70 60							
122 H	Fordham	54 66	211 A	SMU	59 58							
96 H	Davidson	69 76	227 A	Delaware	44 63							

Non-Div I Games:

George Mason

■ Loss, 
 ■ Non-Conf, 
 ■ S Site, 
 ■ H Home 
 ■ A Away 
 N Neutral



## George Washington

Through Games Of Jan. 30, 2020

Average RPI Win: <b>187</b>	WON-LOST	WINNING	LAST 10	STRENGTH OF	OPP. STRENGTH	TEAM	ADJ.	CONF.	ADJ CONF.
Average RPI Loss: <b>102</b>	RECORD	PCT. RANK	GAMES	SCHEDULE	OF SCHEDULE	RPI	RPI	RPI	RPI
DIV. I ONLY	9- 11	205	3-7	80	118	137	137	12	12
DIV. I NON-CONF.	6- 7	182	0-3	106	82	132	132	12	12
TOTALS	RPI 1-25	RPI 26-50	W-L RECORDS	RPI 51-100	RPI 101-150	RPI 150+			
9- 11	0- 2	0- 1	OVERALL	1- 3	2- 2	6- 3			
4- 5	0- 1	0- 1	HOME	0- 2	2- 0	2- 1			
5- 6	0- 1	0- 0	AWAY	1- 1	0- 2	4- 2			
0- 0	0- 0	0- 0	NEUTRAL	0- 0	0- 0	0- 0			
6- 7	0- 2	0- 1	NON-CONFERENCE	1- 1	0- 1	5- 2			
2- 4	0- 1	0- 1	HOME	0- 1	0- 0	2- 1			
4- 3	0- 1	0- 0	AWAY	1- 0	0- 1	3- 1			
0- 0	0- 0	0- 0	NEUTRAL	0- 0	0- 0	0- 0			
3- 4	0- 0	0- 0	CONFERENCE	0- 2	2- 1	1- 1			
2- 1	0- 0	0- 0	HOME	0- 1	2- 0	0- 0			
1- 3	0- 0	0- 0	AWAY	0- 1	0- 1	1- 1			
0- 0	0- 0	0- 0	NEUTRAL	0- 0	0- 0	0- 0			

RPI 1-25				RPI 26-50				RPI 51-100				RPI 101+ Team's RPI: 137			
RPI	S	Opponent	Score	RPI	S	Opponent	Score	RPI	S	Opponent	Score	RPI	S	Opponent	Score
6	A	Maryland	54 <b>88</b>	44	H	James Madison	50 <b>69</b>	63	H	Minnesota	50 <b>83</b>	109	H	Duquesne	65 60
20	H	Princeton	50 <b>75</b>					84	H	Dayton	50 <b>66</b>	122	A	Fordham	47 <b>53</b>
								89	A	Villanova	68 56	139	H	Massachusetts	50 47
								96	A	Davidson	55 <b>62</b>	143	A	Lehigh	53 <b>59</b>
												153	H	William & Mary	51 <b>63</b>
												173	A	American	53 <b>66</b>
												177	A	Quinnipiac	78 67
												180	A	Memphis	64 63
												199	A	Saint Joseph's	56 50
												220	A	George Mason	60 <b>70</b>
												222	H	Georgetown	52 49
												227	A	Delaware	63 49
												342	H	Coppin St.	54 35
LAST 10 Division I															
199	A	Saint Joseph's	56 50	109	H	Duquesne	65 60								
139	H	Massachusetts	50 47	220	A	George Mason	60 <b>70</b>								
84	H	Dayton	50 <b>66</b>	153	H	William & Mary	51 <b>63</b>								
96	A	Davidson	55 <b>62</b>	173	A	American	53 <b>66</b>								
122	A	Fordham	47 <b>53</b>	44	H	James Madison	50 <b>69</b>								

Non-Div I Games:

George Washington

■ Loss, 
■ Non-Conf, 
■ S Site, 
■ H Home 
■ A Away 
N Neutral

## Georgetown

Through Games Of Jan. 30, 2020

Average RPI Win:	251	WON-LOST	WINNING	LAST 10	STRENGTH OF	OPP. STRENGTH	TEAM	ADJ.	CONF.	ADJ CONF.
Average RPI Loss:	92	RECORD	PCT. RANK	GAMES	SCHEDULE	OF SCHEDULE	RPI	RPI	RPI	RPI
DIV. I ONLY	4- 16	311	2-8	81	87	222	222	6	6	
DIV. I NON-CONF.	3- 8	268	1-0	136	206	213	213	6	6	
TOTALS	RPI 1-25	RPI 26-50	W-L RECORDS	RPI 51-100	RPI 101-150	RPI 150+				
4- 16	0- 1	0- 4	OVERALL	0- 6	1- 3	3- 2				
1- 6	0- 0	0- 2	HOME	0- 2	1- 1	0- 1				
3- 9	0- 1	0- 2	AWAY	0- 3	0- 2	3- 1				
0- 1	0- 0	0- 0	NEUTRAL	0- 1	0- 0	0- 0				
3- 8	0- 0	0- 1	NON-CONFERENCE	0- 3	0- 3	3- 1				
0- 3	0- 0	0- 1	HOME	0- 1	0- 1	0- 0				
3- 4	0- 0	0- 0	AWAY	0- 1	0- 2	3- 1				
0- 1	0- 0	0- 0	NEUTRAL	0- 1	0- 0	0- 0				
1- 8	0- 1	0- 3	CONFERENCE	0- 3	1- 0	0- 1				
1- 3	0- 0	0- 1	HOME	0- 1	1- 0	0- 1				
0- 5	0- 1	0- 2	AWAY	0- 2	0- 0	0- 0				
0- 0	0- 0	0- 0	NEUTRAL	0- 0	0- 0	0- 0				

RPI 1-25				RPI 26-50				RPI 51-100				RPI 101+ Team's RPI: 222			
RPI	S	Opponent	Score	RPI	S	Opponent	Score	RPI	S	Opponent	Score	RPI	S	Opponent	Score
16	A	DePaul	66 92	35	A	Marquette	51 73	76	A	Seton Hall	60 79	118	H	Richmond	49 51
				36	H	Creighton	56 65	82	N	Fresno St.	69 82	122	A	Fordham	54 67
				42	A	St. John's (NY)	54 71	85	H	Rider	64 65	137	A	George Washington	49 52
				44	H	James Madison	59 66	89	A	Villanova	53 74	141	H	Providence	62 53
								91	H	Butler	46 47	166	A	Columbia	49 54
								96	A	Davidson	52 66	233	H	Xavier	64 85
												260	A	LMU (CA)	64 53
												276	A	Pittsburgh	66 56
												326	A	UMES	57 39
LAST 10 Division I															
16	A	DePaul	66 92	76	A	Seton Hall	60 79								
35	A	Marquette	51 73	42	A	St. John's (NY)	54 71								
89	A	Villanova	53 74	141	H	Providence	62 53								
91	H	Butler	46 47	36	H	Creighton	56 65								
233	H	Xavier	64 85	326	A	UMES	57 39								

Non-Div I Games:

Georgetown

■ Loss, 
 ■ Non-Conf, 
 ■ S Site, 
 ■ H Home 
 ■ A Away 
 N Neutral

## Georgia

Through Games Of Jan. 30, 2020

Average RPI Win:	188	WON-LOST	WINNING	LAST 10	STRENGTH OF	OPP. STRENGTH	TEAM	ADJ.	CONF.	ADJ CONF.
Average RPI Loss:	38	RECORD	PCT. RANK	GAMES	SCHEDULE	OF SCHEDULE	RPI	RPI	RPI	RPI
DIV. I ONLY	12- 9	134	5-5	13	91	71	71	4	4	
DIV. I NON-CONF.	9- 4	84	2-0	54	201	84	84	5	5	
TOTALS	RPI 1-25	RPI 26-50	W-L RECORDS	RPI 51-100	RPI 101-150	RPI 150+				
12- 9	0- 5	2- 1	OVERALL	1- 3	2- 0	7- 0				
8- 6	0- 3	0- 0	HOME	0- 3	2- 0	6- 0				
2- 3	0- 2	1- 1	AWAY	0- 0	0- 0	1- 0				
2- 0	0- 0	1- 0	NEUTRAL	1- 0	0- 0	0- 0				
9- 4	0- 2	1- 0	NON-CONFERENCE	1- 2	1- 0	6- 0				
7- 3	0- 1	0- 0	HOME	0- 2	1- 0	6- 0				
0- 1	0- 1	0- 0	AWAY	0- 0	0- 0	0- 0				
2- 0	0- 0	1- 0	NEUTRAL	1- 0	0- 0	0- 0				
3- 5	0- 3	1- 1	CONFERENCE	0- 1	1- 0	1- 0				
1- 3	0- 2	0- 0	HOME	0- 1	1- 0	0- 0				
2- 2	0- 1	1- 1	AWAY	0- 0	0- 0	1- 0				
0- 0	0- 0	0- 0	NEUTRAL	0- 0	0- 0	0- 0				

RPI 1-25				RPI 26-50				RPI 51-100				Team's RPI: 71	RPI 101+			
RPI	S	Opponent	Score	RPI	S	Opponent	Score	RPI	S	Opponent	Score		RPI	S	Opponent	Score
2	H	South Carolina	53 88	34	N	Virginia Tech	77 72	62	H	Georgia Tech	40 73		131	H	Auburn	61 50
5	H	UCLA	50 59	41	A	Arkansas	64 55	89	H	Villanova	58 63		138	H	N.C. A&T	72 54
8	A	Baylor	38 72	49	A	Tennessee	56 73	91	N	Butler	69 36		175	H	Furman	77 48
15	H	Mississippi St.	66 73					94	H	Vanderbilt	55 63		216	H	Kennesaw St.	80 65
17	A	Texas A&M	63 64										229	H	Gardner-Webb	84 56
LAST 10 Division I																
17	A	Texas A&M	63 64	94	H	Vanderbilt	55 63						269	A	Ole Miss	58 51
2	H	South Carolina	53 88	15	H	Mississippi St.	66 73						271	H	East Carolina	67 50
41	A	Arkansas	64 55	269	A	Ole Miss	58 51						321	H	Mercer	76 60
131	H	Auburn	61 50	271	H	East Carolina	67 50						340	H	USC Upstate	67 53
49	A	Tennessee	56 73	229	H	Gardner-Webb	84 56									

Non-Div I Games:

Georgia

■ Loss, 
■ Non-Conf, 
■ S Site, 
■ H Home 
■ A Away 
N Neutral

Average RPI Win:	332	WON-LOST	WINNING	LAST 10	STRENGTH OF	OPP. STRENGTH	TEAM	ADJ.	CONF.	ADJ CONF.
Average RPI Loss:	185	RECORD	PCT. RANK	GAMES	SCHEDULE	OF SCHEDULE	RPI	RPI	RPI	RPI
DIV. I ONLY	4- 15	307	3-7	273	311	330	330	22	22	
DIV. I NON-CONF.	3- 8	268	2-0	241	331	313	313	21	21	
TOTALS	RPI 1-25	RPI 26-50	W-L RECORDS	RPI 51-100	RPI 101-150	RPI 150+				
4- 15	0- 1	0- 0	OVERALL	0- 2	0- 2	4- 10				
3- 7	0- 1	0- 0	HOME	0- 1	0- 1	3- 4				
0- 8	0- 0	0- 0	AWAY	0- 1	0- 1	0- 6				
1- 0	0- 0	0- 0	NEUTRAL	0- 0	0- 0	1- 0				
3- 8	0- 1	0- 0	NON-CONFERENCE	0- 1	0- 1	3- 5				
2- 4	0- 1	0- 0	HOME	0- 0	0- 0	2- 3				
0- 4	0- 0	0- 0	AWAY	0- 1	0- 1	0- 2				
1- 0	0- 0	0- 0	NEUTRAL	0- 0	0- 0	1- 0				
1- 7	0- 0	0- 0	CONFERENCE	0- 1	0- 1	1- 5				
1- 3	0- 0	0- 0	HOME	0- 1	0- 1	1- 1				
0- 4	0- 0	0- 0	AWAY	0- 0	0- 0	0- 4				
0- 0	0- 0	0- 0	NEUTRAL	0- 0	0- 0	0- 0				

RPI	S	Opponent	Score	RPI	S	Opponent	Score	RPI	S	Opponent	Score	RPI	S	Opponent	Score	Team's RPI: 330
6	H	Maryland	41 114					62	A	Georgia Tech	28 69	131	A	UNC Greensboro	49 64	
								64	H	Troy	57 71	134	H	Louisiana	65 75	
												175	A	Furman	55 62	
												178	H	Toledo	48 74	
												201	A	Little Rock	46 66	
												210	A	Arkansas St.	68 70	
												217	A	UTEP	68 71	
												262	H	South Alabama	64 81	
												278	H	Alabama A&M	52 67	
												279	A	Appalachian St.	37 65	
												285	A	Ga. Southern	56 81	
												292	H	FIU	63 70	
												311	N	New Mexico St.	59 51	
												322	H	SIUE	74 73	
												346	H	La.-Monroe	68 52	
												349	H	South Carolina St.	77 52	
LAST 10 Division I																
279	A	Appalachian St.	37 65	210	A	Arkansas St.	68 70									
285	A	Ga. Southern	56 81	346	H	La.-Monroe	68 52									
64	H	Troy	57 71	134	H	Louisiana	65 75									
262	H	South Alabama	64 81	322	H	SIUE	74 73									
201	A	Little Rock	46 66	349	H	South Carolina St.	77 52									

Non-Div I Games:

Georgia St.

■ Loss, 
 ■ Non-Conf, 
 S Site, 
 ■ Home 
 ■ Away 
 N Neutral

Average RPI Win:	147	WON-LOST	WINNING	LAST 10	STRENGTH OF	OPP. STRENGTH	TEAM	ADJ.	CONF.	ADJ CONF.
Average RPI Loss:	52	RECORD	PCT. RANK	GAMES	SCHEDULE	OF SCHEDULE	RPI	RPI	RPI	RPI
DIV. I ONLY	14- 7	78	5-5	95	7	62	62	5	5	
DIV. I NON-CONF.	9- 2	38	0	146	62	55	55	3	3	
TOTALS	RPI 1-25	RPI 26-50	W-L RECORDS	RPI 51-100	RPI 101-150	RPI 150+				
14- 7	1- 1	1- 2	OVERALL	3- 4	3- 0	6- 0				
8- 2	0- 0	1- 0	HOME	1- 2	1- 0	5- 0				
4- 3	1- 0	0- 1	AWAY	1- 2	1- 0	1- 0				
2- 2	0- 1	0- 1	NEUTRAL	1- 0	1- 0	0- 0				
9- 2	0- 1	0- 1	NON-CONFERENCE	2- 0	2- 0	5- 0				
5- 0	0- 0	0- 0	HOME	0- 0	1- 0	4- 0				
2- 0	0- 0	0- 0	AWAY	1- 0	0- 0	1- 0				
2- 2	0- 1	0- 1	NEUTRAL	1- 0	1- 0	0- 0				
5- 5	1- 0	1- 1	CONFERENCE	1- 4	1- 0	1- 0				
3- 2	0- 0	1- 0	HOME	1- 2	0- 0	1- 0				
2- 3	1- 0	0- 1	AWAY	0- 2	1- 0	0- 0				
0- 0	0- 0	0- 0	NEUTRAL	0- 0	0- 0	0- 0				

RPI S	Opponent	Score	RPI S	Opponent	Score	RPI S	Opponent	Score	RPI S	Opponent	Score
17 N	Texas A&M	48 60	37 A	Duke	46 58	58 A	Miami (FL)	49 54	103 N	Rice	54 52
23 A	Florida St.	67 52	39 N	Rutgers	43 46	58 H	Miami (FL)	61 54	104 A	Syracuse	82 64
			43 H	Virginia	61 51	60 H	North Carolina	60 67	121 H	Wisconsin	60 41
						65 H	Boston College	48 55	164 H	Houston	69 38
						71 A	Georgia	73 40	172 H	Clemson	49 47
						76 N	Seton Hall	79 54	216 A	Kennesaw St.	63 47
						90 A	Wake Forest	60 65	243 H	ETSU	87 48
									330 H	Georgia St.	69 28
									337 H	Grambling	89 42
LAST 10 Division I											
58 A	Miami (FL)	49 54	172 H	Clemson	49 47						
37 A	Duke	46 58	23 A	Florida St.	67 52						
60 H	North Carolina	60 67	90 A	Wake Forest	60 65						
65 H	Boston College	48 55	58 H	Miami (FL)	61 54						
104 A	Syracuse	82 64	43 H	Virginia	61 51						

Non-Div I Games:

Georgia Tech

■ Loss, 
■ Non-Conf, 
■ S Site, 
■ H Home 
■ A Away 
N Neutral

## Gonzaga

Through Games Of Jan. 30, 2020

Average RPI Win:	136	WON-LOST	WINNING	LAST 10	STRENGTH OF	OPP. STRENGTH	TEAM	ADJ.	CONF.	ADJ CONF.
Average RPI Loss:	4	RECORD	PCT. RANK	GAMES	SCHEDULE	OF SCHEDULE	RPI	RPI	RPI	RPI
DIV. I ONLY	21- 1	1	10-0	55	68	10	10	11	11	
DIV. I NON-CONF.	11- 1	13	0	17	16	3	3	11	11	
TOTALS	RPI 1-25	RPI 26-50	W-L RECORDS	RPI 51-100	RPI 101-150	RPI 150+				
21- 1	1- 1	2- 0	OVERALL	4- 0	6- 0	8- 0				
11- 0	1- 0	0- 0	HOME	1- 0	4- 0	5- 0				
7- 1	0- 1	0- 0	AWAY	2- 0	2- 0	3- 0				
3- 0	0- 0	2- 0	NEUTRAL	1- 0	0- 0	0- 0				
11- 1	1- 1	2- 0	NON-CONFERENCE	3- 0	2- 0	3- 0				
5- 0	1- 0	0- 0	HOME	1- 0	1- 0	2- 0				
3- 1	0- 1	0- 0	AWAY	1- 0	1- 0	1- 0				
3- 0	0- 0	2- 0	NEUTRAL	1- 0	0- 0	0- 0				
10- 0	0- 0	0- 0	CONFERENCE	1- 0	4- 0	5- 0				
6- 0	0- 0	0- 0	HOME	0- 0	3- 0	3- 0				
4- 0	0- 0	0- 0	AWAY	1- 0	1- 0	2- 0				
0- 0	0- 0	0- 0	NEUTRAL	0- 0	0- 0	0- 0				

RPI 1-25				RPI 26-50				RPI 51-100				RPI 101+			
RPI	S	Opponent	Score	RPI	S	Opponent	Score	RPI	S	Opponent	Score	RPI	S	Opponent	Score
4	A	Stanford	70 76	26	N	Purdue	63 50	69	A	BYU	55 43	110	H	Texas Southern	80 45
13	H	Missouri St.	64 52	50	N	Middle Tenn.	62 50	73	H	UT Martin	78 55	116	A	Montana St.	70 55
								84	N	Dayton	76 65	117	H	Pacific	68 67
								86	A	Washington St.	76 53	129	A	San Diego	57 42
												129	H	San Diego	57 46
												140	H	Portland	62 57
												156	H	CSU Bakersfield	92 48
												161	A	Santa Clara	67 52
												168	H	Saint Mary's (CA)	74 49
												206	A	Wyoming	65 54
												228	H	Pepperdine	70 36
												234	A	San Francisco	69 46
												260	H	LMU (CA)	78 52
												295	H	Eastern Wash.	84 44
LAST 10 Division I															
129	H	San Diego	57 46	117	H	Pacific	68 67								
260	H	LMU (CA)	78 52	168	H	Saint Mary's (CA)	74 49								
228	H	Pepperdine	70 36	129	A	San Diego	57 42								
234	A	San Francisco	69 46	69	A	BYU	55 43								
161	A	Santa Clara	67 52	140	H	Portland	62 57								

Non-Div I Games:

Gonzaga

■ Loss, 
 ■ Non-Conf, S Site, 
 ■ Home 
 ■ Away 
 N Neutral

## Grambling

Through Games Of Jan. 30, 2020

Average RPI Win:	278	WON-LOST	WINNING	LAST 10	STRENGTH OF	OPP. STRENGTH	TEAM	ADJ.	CONF.	ADJ CONF.
Average RPI Loss:	190	RECORD	PCT. RANK	GAMES	SCHEDULE	OF SCHEDULE	RPI	RPI	RPI	RPI
DIV. I ONLY	1- 16	344	1-9	226	272	337	337	32	32	
DIV. I NON-CONF.	0- 10	338	0-3	93	185	315	315	30	30	
TOTALS	RPI 1-25	RPI 26-50	W-L RECORDS	RPI 51-100	RPI 101-150	RPI 150+				
1- 16	0- 2	0- 0	OVERALL	0- 2	0- 2	1- 10				
1- 5	0- 0	0- 0	HOME	0- 1	0- 2	1- 2				
0- 10	0- 2	0- 0	AWAY	0- 1	0- 0	0- 7				
0- 1	0- 0	0- 0	NEUTRAL	0- 0	0- 0	0- 1				
0- 10	0- 2	0- 0	NON-CONFERENCE	0- 2	0- 1	0- 5				
0- 2	0- 0	0- 0	HOME	0- 1	0- 1	0- 0				
0- 7	0- 2	0- 0	AWAY	0- 1	0- 0	0- 4				
0- 1	0- 0	0- 0	NEUTRAL	0- 0	0- 0	0- 1				
1- 6	0- 0	0- 0	CONFERENCE	0- 0	0- 1	1- 5				
1- 3	0- 0	0- 0	HOME	0- 0	0- 1	1- 2				
0- 3	0- 0	0- 0	AWAY	0- 0	0- 0	0- 3				
0- 0	0- 0	0- 0	NEUTRAL	0- 0	0- 0	0- 0				

RPI 1-25				RPI 26-50				RPI 51-100				RPI 101+ Team's RPI: 337			
RPI	S	Opponent	Score	RPI	S	Opponent	Score	RPI	S	Opponent	Score	RPI	S	Opponent	Score
8	A	Baylor	46 120					62	A	Georgia Tech	42 89	110	H	Texas Southern	85 89
22	A	Kentucky	35 81					99	H	UT Arlington	54 88	145	H	Florida	65 72
												158	A	Jackson St.	46 61
												171	A	Wichita St.	65 77
												188	N	Binghamton	67 88
												245	A	Southern U.	57 81
												251	A	Louisiana Tech	66 70
												278	H	Alabama A&M	69 59
												292	A	FIU	55 56
												305	H	Prairie View	54 67
												320	A	Alcorn	54 80
												327	H	Alabama St.	59 73
												339	A	Northwestern St.	61 65
LAST 10 Division I															
158	A	Jackson St.	46 61	327	H	Alabama St.	59 73								
110	H	Texas Southern	85 89	278	H	Alabama A&M	69 59								
305	H	Prairie View	54 67	171	A	Wichita St.	65 77								
320	A	Alcorn	54 80	188	N	Binghamton	67 88								
245	A	Southern U.	57 81	292	A	FIU	55 56								

Non-Div I Games: Centenary (LA) 106 42

Grambling

■ Loss, 
 ■ Non-Conf, 
 ■ S Site, 
 ■ Home 
 ■ A Away 
 N Neutral

## Grand Canyon

Through Games Of Jan. 30, 2020

Average RPI Win:	283	WON-LOST	WINNING	LAST 10	STRENGTH OF	OPP. STRENGTH	TEAM	ADJ.	CONF.	ADJ CONF.
Average RPI Loss:	182	RECORD	PCT. RANK	GAMES	SCHEDULE	OF SCHEDULE	RPI	RPI	RPI	RPI
DIV. I ONLY	8- 8	174	7-3	268	339	247	247	31	31	
DIV. I NON-CONF.	3- 6	235	2-1	154	291	269	269	32	32	
TOTALS	RPI 1-25	RPI 26-50	W-L RECORDS	RPI 51-100	RPI 101-150	RPI 150+				
8- 8	0- 0	0- 0	OVERALL	0- 0	0- 2	8- 6				
5- 4	0- 0	0- 0	HOME	0- 0	0- 0	5- 4				
3- 4	0- 0	0- 0	AWAY	0- 0	0- 2	3- 2				
0- 0	0- 0	0- 0	NEUTRAL	0- 0	0- 0	0- 0				
3- 6	0- 0	0- 0	NON-CONFERENCE	0- 0	0- 2	3- 4				
3- 2	0- 0	0- 0	HOME	0- 0	0- 0	3- 2				
0- 4	0- 0	0- 0	AWAY	0- 0	0- 2	0- 2				
0- 0	0- 0	0- 0	NEUTRAL	0- 0	0- 0	0- 0				
5- 2	0- 0	0- 0	CONFERENCE	0- 0	0- 0	5- 2				
2- 2	0- 0	0- 0	HOME	0- 0	0- 0	2- 2				
3- 0	0- 0	0- 0	AWAY	0- 0	0- 0	3- 0				
0- 0	0- 0	0- 0	NEUTRAL	0- 0	0- 0	0- 0				

RPI 1-25			RPI 26-50			RPI 51-100			RPI 101+			Team's RPI: 247
RPI	S	Opponent	Score	RPI	S	Opponent	Score	RPI	S	Opponent	Score	
								124	A	California	53	72
								140	A	Portland	41	73
								156	H	CSU Bakersfield	54	59
								182	A	Montana	67	72
								186	H	UNLV	53	51
								193	A	Portland St.	46	69
								197	H	North Dakota	76	78
								208	H	Southern Utah	69	65
								230	H	UMKC	53	74
								235	H	Cal St. Fullerton	70	80
								263	H	UC Santa Barbara	58	57
								293	A	California Baptist	62	58
								317	H	UTRGV	62	60
								324	A	Utah Valley	66	59
								329	A	Seattle U	56	48
								347	H	Chicago St.	69	49
LAST 10 Division I												
317	H	UTRGV	62	60	293	A	California Baptist	62	58			
324	A	Utah Valley	66	59	156	H	CSU Bakersfield	54	59			
329	A	Seattle U	56	48	124	A	California	53	72			
230	H	UMKC	53	74	263	H	UC Santa Barbara	58	57			
347	H	Chicago St.	69	49	186	H	UNLV	53	51			

Non-Div I Games: Benedictine Mesa 72 53 Whittier 77 41

Grand Canyon

Loss, Non-Conf, S Site, H Home A Away N Neutral



Average RPI Win:	213	WON-LOST	WINNING	LAST 10	STRENGTH OF	OPP. STRENGTH	TEAM	ADJ.	CONF.	ADJ CONF.
Average RPI Loss:	101	RECORD	PCT. RANK	GAMES	SCHEDULE	OF SCHEDULE	RPI	RPI	RPI	RPI
DIV. I ONLY	12- 10	157	7-3	109	146	129	129	21	21	
DIV. I NON-CONF.	5- 7	205	0	38	26	111	111	19	19	
TOTALS	RPI 1-25	RPI 26-50	W-L RECORDS	RPI 51-100	RPI 101-150	RPI 150+				
12- 10	1- 2	0- 1	OVERALL	0- 4	2- 0	9- 3				
4- 6	0- 1	0- 1	HOME	0- 3	1- 0	3- 1				
6- 3	1- 0	0- 0	AWAY	0- 1	0- 0	5- 2				
2- 1	0- 1	0- 0	NEUTRAL	0- 0	1- 0	1- 0				
5- 7	1- 2	0- 1	NON-CONFERENCE	0- 3	2- 0	2- 1				
1- 4	0- 1	0- 1	HOME	0- 2	1- 0	0- 0				
2- 2	1- 0	0- 0	AWAY	0- 1	0- 0	1- 1				
2- 1	0- 1	0- 0	NEUTRAL	0- 0	1- 0	1- 0				
7- 3	0- 0	0- 0	CONFERENCE	0- 1	0- 0	7- 2				
3- 2	0- 0	0- 0	HOME	0- 1	0- 0	3- 1				
4- 1	0- 0	0- 0	AWAY	0- 0	0- 0	4- 1				
0- 0	0- 0	0- 0	NEUTRAL	0- 0	0- 0	0- 0				

RPI 1-25				RPI 26-50				RPI 51-100				RPI 101+ Team's RPI: 129			
RPI	S	Opponent	Score	RPI	S	Opponent	Score	RPI	S	Opponent	Score	RPI	S	Opponent	Score
15	N	Mississippi St.	58 83	35	H	Marquette	47 60	52	H	South Dakota	60 66	104	N	Syracuse	79 73
16	H	DePaul	65 76					53	H	IUPUI	42 54	148	H	Missouri	72 64
19	A	Central Mich.	111 105					78	H	South Dakota St.	55 60	160	A	Wright St.	68 59
								80	A	Marist	60 72	160	H	Wright St.	58 70
												194	A	Cleveland St.	74 54
												200	N	Bowling Green	73 54
												226	H	Northern Ky.	65 44
												236	A	Youngstown St.	70 63
												246	A	Maine	60 61
												268	H	Milwaukee	61 48
												274	A	Oakland	88 93
												315	A	Detroit Mercy	65 48
												334	H	UIC	73 36
												347	A	Chicago St.	102 46
LAST 10 Division I															
160	A	Wright St.	68 59	315	A	Detroit Mercy	65 48								
194	A	Cleveland St.	74 54	274	A	Oakland	88 93								
236	A	Youngstown St.	70 63	268	H	Milwaukee	61 48								
334	H	UIC	73 36	160	H	Wright St.	58 70								
53	H	IUPUI	42 54	226	H	Northern Ky.	65 44								

Non-Div I Games:

Green Bay

■ Loss, 
 ■ Non-Conf, S Site, 
 ■ Home 
 ■ Away 
 N Neutral

Average RPI Win:	236	WON-LOST	WINNING	LAST 10	STRENGTH OF	OPP. STRENGTH	TEAM	ADJ.	CONF.	ADJ CONF.
Average RPI Loss:	158	RECORD	PCT. RANK	GAMES	SCHEDULE	OF SCHEDULE	RPI	RPI	RPI	RPI
DIV. I ONLY	11- 8	128	7-3	212	276	181	181	26	26	
DIV. I NON-CONF.	4- 5	195	0	124	97	147	147	28	28	
TOTALS	RPI 1-25	RPI 26-50	W-L RECORDS	RPI 51-100	RPI 101-150	RPI 150+				
11- 8	0- 0	0- 1	OVERALL	1- 0	1- 2	9- 5				
5- 5	0- 0	0- 0	HOME	0- 0	0- 2	5- 3				
4- 3	0- 0	0- 1	AWAY	1- 0	0- 0	3- 2				
2- 0	0- 0	0- 0	NEUTRAL	0- 0	1- 0	1- 0				
4- 5	0- 0	0- 1	NON-CONFERENCE	1- 0	1- 1	2- 3				
0- 3	0- 0	0- 0	HOME	0- 0	0- 1	0- 2				
2- 2	0- 0	0- 1	AWAY	1- 0	0- 0	1- 1				
2- 0	0- 0	0- 0	NEUTRAL	0- 0	1- 0	1- 0				
7- 3	0- 0	0- 0	CONFERENCE	0- 0	0- 1	7- 2				
5- 2	0- 0	0- 0	HOME	0- 0	0- 1	5- 1				
2- 1	0- 0	0- 0	AWAY	0- 0	0- 0	2- 1				
0- 0	0- 0	0- 0	NEUTRAL	0- 0	0- 0	0- 0				

RPI S	Opponent	Score	RPI S	Opponent	Score	RPI S	Opponent	Score	RPI S	Opponent	Score	Team's RPI: 181
28	A Old Dominion	38 75	67	A Alabama	64 61	113	H Liberty	59 83	118	N Richmond	69 65	
						128	H Campbell	31 68	165	H Fla. Atlantic	63 64	
						175	A Furman	65 70	184	H Norfolk St.	56 77	
						212	H High Point	77 81	225	H UNC Asheville	68 59	
						229	H Gardner-Webb	63 58	231	A Chattanooga	84 55	
						238	H Radford	51 48	241	N Mt. St. Mary's	68 60	
						258	A Winthrop	66 72	272	H Longwood	72 55	
						298	A Presbyterian	71 42	340	H USC Upstate	60 40	
						341	A Charleston So.	64 59				
LAST 10 Division I												
272	H Longwood	72 55	238	H Radford	51 48							
212	H High Point	77 81	298	A Presbyterian	71 42							
341	A Charleston So.	64 59	229	H Gardner-Webb	63 58							
340	H USC Upstate	60 40	225	H UNC Asheville	68 59							
128	H Campbell	31 68	258	A Winthrop	66 72							

Non-Div I Games:

Hampton

## Hartford

Through Games Of Jan. 30, 2020

Average RPI Win:	0	WON-LOST	WINNING	LAST 10	STRENGTH OF	OPP. STRENGTH	TEAM	ADJ.	CONF.	ADJ CONF.
Average RPI Loss:	199	RECORD	PCT. RANK	GAMES	SCHEDULE	OF SCHEDULE	RPI	RPI	RPI	RPI
DIV. I ONLY	0- 21	349	0-10	228	303	345	345	28	28	
DIV. I NON-CONF.	0- 13	338	0-2	221	265	339	339	27	27	
TOTALS	RPI 1-25	RPI 26-50	W-L RECORDS	RPI 51-100	RPI 101-150	RPI 150+				
0- 21	0- 1	0- 0	OVERALL	0- 1	0- 6	0- 13				
0- 9	0- 0	0- 0	HOME	0- 0	0- 1	0- 8				
0- 12	0- 1	0- 0	AWAY	0- 1	0- 5	0- 5				
0- 0	0- 0	0- 0	NEUTRAL	0- 0	0- 0	0- 0				
0- 13	0- 1	0- 0	NON-CONFERENCE	0- 0	0- 6	0- 6				
0- 6	0- 0	0- 0	HOME	0- 0	0- 1	0- 5				
0- 7	0- 1	0- 0	AWAY	0- 0	0- 5	0- 1				
0- 0	0- 0	0- 0	NEUTRAL	0- 0	0- 0	0- 0				
0- 8	0- 0	0- 0	CONFERENCE	0- 1	0- 0	0- 7				
0- 3	0- 0	0- 0	HOME	0- 0	0- 0	0- 3				
0- 5	0- 0	0- 0	AWAY	0- 1	0- 0	0- 4				
0- 0	0- 0	0- 0	NEUTRAL	0- 0	0- 0	0- 0				

RPI 1-25				RPI 26-50			RPI 51-100				RPI 101+			Team's RPI: 345	
RPI	S	Opponent	Score	RPI	S	Opponent	Score	RPI	S	Opponent	Score	RPI	S	Opponent	Score
20	A	Princeton	42 73					83	A	Stony Brook	55 66	101	A	Michigan St.	34 79
												114	A	Penn	46 74
												135	A	Northeastern	47 60
												139	A	Massachusetts	48 74
												141	H	Providence	57 75
												142	A	Harvard	44 53
												153	A	William & Mary	44 61
												177	H	Quinnipiac	50 87
												179	H	Rhode Island	56 68
												188	A	Binghamton	44 80
												209	H	UMass Lowell	63 68
												246	A	Maine	73 87
												261	A	New Hampshire	71 72
												296	H	Vermont	53 63
												302	H	Hofstra	41 43
												304	A	UMBC	54 61
												307	H	Albany (NY)	63 68
												331	H	NJIT	52 61
												344	H	Central Conn. St.	54 61
LAST 10 Division I															
188	A	Binghamton	44 80	209	H	UMass Lowell	63 68								
307	H	Albany (NY)	63 68	261	A	New Hampshire	71 72								
304	A	UMBC	54 61	246	A	Maine	73 87								
296	H	Vermont	53 63	177	H	Quinnipiac	50 87								
83	A	Stony Brook	55 66	344	H	Central Conn. St.	54 61								

Non-Div I Games:

Hartford

■ Loss, 
■ Non-Conf, 
■ S Site, 
■ H Home 
■ A Away 
N Neutral

HarvardHarvard

Harvard

Average RPI Win: <b>224</b>	WON-LOST	WINNING	LAST 10	STRENGTH OF	OPP. STRENGTH	TEAM	ADJ.	CONF.	ADJ CONF.
Average RPI Loss: <b>154</b>	RECORD	PCT. RANK	GAMES	SCHEDULE	OF SCHEDULE	RPI	RPI	RPI	RPI
DIV. I ONLY	9- 10	195	5-5	157	197	190	190	27	27
DIV. I NON-CONF.	5- 7	205	1-2	82	116	164	164	26	26
TOTALS	RPI 1-25	RPI 26-50	W-L RECORDS	RPI 51-100	RPI 101-150	RPI 150+			
9- 10	0- 2	1- 0	OVERALL	0- 1	1- 2	7- 5			
6- 4	0- 1	1- 0	HOME	0- 0	0- 2	5- 1			
3- 6	0- 1	0- 0	AWAY	0- 1	1- 0	2- 4			
0- 0	0- 0	0- 0	NEUTRAL	0- 0	0- 0	0- 0			
5- 7	0- 2	1- 0	NON-CONFERENCE	0- 1	1- 2	3- 2			
3- 4	0- 1	1- 0	HOME	0- 0	0- 2	2- 1			
2- 3	0- 1	0- 0	AWAY	0- 1	1- 0	1- 1			
0- 0	0- 0	0- 0	NEUTRAL	0- 0	0- 0	0- 0			
4- 3	0- 0	0- 0	CONFERENCE	0- 0	0- 0	4- 3			
3- 0	0- 0	0- 0	HOME	0- 0	0- 0	3- 0			
1- 3	0- 0	0- 0	AWAY	0- 0	0- 0	1- 3			
0- 0	0- 0	0- 0	NEUTRAL	0- 0	0- 0	0- 0			

RPI 1-25				RPI 26-50				RPI 51-100				RPI 101+ Team's RPI: 190			
RPI	S	Opponent	Score	RPI	S	Opponent	Score	RPI	S	Opponent	Score	RPI	S	Opponent	Score
11	A	Oregon St.	32 <b>64</b>	29	H	Texas	73 60	95	A	Idaho	52 <b>67</b>	108	A	Washington	62 50
18	H	NC State	59 <b>68</b>									110	H	Texas Southern	57 <b>74</b>
												114	H	Penn	55 <b>70</b>
												185	A	UC Davis	49 <b>62</b>
												228	A	Pepperdine	52 51
												235	H	Cal St. Fullerton	79 72
												237	H	North Texas	60 <b>66</b>
												252	A	CSUN	54 <b>58</b>
												254	H	San Diego St.	61 58
												257	A	Long Beach St.	55 <b>62</b>
												260	A	LMU (CA)	51 <b>65</b>
												281	A	UC Riverside	65 59
												281	H	UC Riverside	80 57
												301	H	UC Irvine	94 70
												303	H	UTSA	62 50
LAST 10 Division I															
301	H	UC Irvine	94 70	185	A	UC Davis	49 <b>62</b>								
281	A	UC Riverside	65 59	252	A	CSUN	54 <b>58</b>								
257	A	Long Beach St.	55 <b>62</b>	114	H	Penn	55 <b>70</b>								
235	H	Cal St. Fullerton	79 72	95	A	Idaho	52 <b>67</b>								
281	H	UC Riverside	80 57	108	A	Washington	62 50								

Non-Div I Games: Hope Int'l 86 49

Hawaii

■ Loss, 
 ■ Non-Conf, S Site, 
 ■ Home 
 ■ Away 
 N Neutral

RPI 1-25				RPI 26-50				RPI 51-100				RPI 101+				Team's RPI: 212	
RPI	S	Opponent	Score	RPI	S	Opponent	Score	RPI	S	Opponent	Score	RPI	S	Opponent	Score		
				37	A	Duke	57 93	91	A	Butler	52 74	128	A	Campbell	36 73		
								96	H	Davidson	63 73	131	A	UNC Greensboro	70 82		
												173	A	American	48 56		
												181	A	Hampton	81 77		
												184	A	Norfolk St.	58 72		
												225	A	UNC Asheville	60 76		
												229	A	Gardner-Webb	57 70		
												238	H	Radford	68 58		
												243	H	ETSU	80 62		
												244	H	Col. of Charleston	70 79		
												258	A	Winthrop	63 69		
												272	A	Longwood	76 69		
												298	H	Presbyterian	60 55		
												323	A	N.C. Central	78 58		
												340	H	USC Upstate	85 46		
												341	A	Charleston So.	84 70		
LAST 10 Division I																	
				229	A	Gardner-Webb	57 70	225	A	UNC Asheville	60 76						
				181	A	Hampton	81 77	238	H	Radford	68 58						
				298	H	Presbyterian	60 55	340	H	USC Upstate	85 46						
				272	A	Longwood	76 69	258	A	Winthrop	63 69						
				341	A	Charleston So.	84 70	128	A	Campbell	36 73						

## High Point

Page 110

# Hofstra

Through Games Of Jan. 30, 2020

Average RPI Win:	246	WON-LOST	WINNING	LAST 10	STRENGTH OF	OPP. STRENGTH	TEAM	ADJ.	CONF.	ADJ CONF.
Average RPI Loss:	175	RECORD	PCT. RANK	GAMES	SCHEDULE	OF SCHEDULE	RPI	RPI	RPI	RPI
DIV. I ONLY	3- 15	324	1-9	151	327	302	302	14	14	
DIV. I NON-CONF.	3- 8	268	1-2	207	350	306	306	13	13	
TOTALS	RPI 1-25	RPI 26-50	W-L RECORDS	RPI 51-100	RPI 101-150	RPI 150+				
3- 15	0- 0	0- 1	OVERALL	0- 2	1- 1	2- 11				
2- 5	0- 0	0- 0	HOME	0- 1	1- 0	1- 4				
1- 8	0- 0	0- 1	AWAY	0- 1	0- 1	1- 5				
0- 2	0- 0	0- 0	NEUTRAL	0- 0	0- 0	0- 2				
3- 8	0- 0	0- 0	NON-CONFERENCE	0- 1	1- 0	2- 7				
2- 3	0- 0	0- 0	HOME	0- 1	1- 0	1- 2				
1- 3	0- 0	0- 0	AWAY	0- 0	0- 0	1- 3				
0- 2	0- 0	0- 0	NEUTRAL	0- 0	0- 0	0- 2				
0- 7	0- 0	0- 1	CONFERENCE	0- 1	0- 1	0- 4				
0- 2	0- 0	0- 0	HOME	0- 0	0- 0	0- 2				
0- 5	0- 0	0- 1	AWAY	0- 1	0- 1	0- 2				
0- 0	0- 0	0- 0	NEUTRAL	0- 0	0- 0	0- 0				

RPI S	Opponent	Score	RPI S	Opponent	Score	RPI S	Opponent	Score	RPI S	Opponent	Score
			44 A James Madison	50 92		70 A Drexel	54 74		128 H Campbell	58 55	
						83 H Stony Brook	38 81		135 A Northeastern	51 74	
									151 H Elon	56 69	
									153 H William & Mary	53 66	
									164 N Houston	44 54	
									167 N Samford	45 65	
									174 A Towson	71 84	
									194 H Cleveland St.	51 61	
									205 A Fairfield	64 73	
									227 A Delaware	59 80	
									239 H Howard	64 73	
									265 H Morgan St.	51 39	
									266 A Sacred Heart	44 71	
									345 A Hartford	43 41	
									348 A LIU Brooklyn	46 85	
LAST 10 Division I											
174 A Towson	71 84	227 A Delaware	59 80								
44 A James Madison	50 92	135 A Northeastern	51 74								
151 H Elon	56 69	167 N Samford	45 65								
153 H William & Mary	53 66	164 N Houston	44 54								
70 A Drexel	54 74	128 H Campbell	58 55								

Non-Div I Games:

Hofstra

Loss, Non-Conf, S Site, H Home A Away N Neutral

# Holy Cross

Through Games Of Jan. 30, 2020

Average RPI Win:	222	WON-LOST	WINNING	LAST 10	STRENGTH OF	OPP. STRENGTH	TEAM	ADJ.	CONF.	ADJ CONF.
Average RPI Loss:	155	RECORD	PCT. RANK	GAMES	SCHEDULE	OF SCHEDULE	RPI	RPI	RPI	RPI
DIV. I ONLY	13- 7	87	7-3	243	181	115	115	15	15	
DIV. I NON-CONF.	7- 4	100	1-0	230	220	104	104	15	15	
TOTALS	RPI 1-25	RPI 26-50	W-L RECORDS	RPI 51-100	RPI 101-150	RPI 150+				
13- 7	0- 0	0- 0	OVERALL	1- 2	1- 2	11- 3				
7- 1	0- 0	0- 0	HOME	1- 1	0- 0	6- 0				
6- 6	0- 0	0- 0	AWAY	0- 1	1- 2	5- 3				
0- 0	0- 0	0- 0	NEUTRAL	0- 0	0- 0	0- 0				
7- 4	0- 0	0- 0	NON-CONFERENCE	1- 1	0- 2	6- 1				
4- 0	0- 0	0- 0	HOME	1- 0	0- 0	3- 0				
3- 4	0- 0	0- 0	AWAY	0- 1	0- 2	3- 1				
0- 0	0- 0	0- 0	NEUTRAL	0- 0	0- 0	0- 0				
6- 3	0- 0	0- 0	CONFERENCE	0- 1	1- 0	5- 2				
3- 1	0- 0	0- 0	HOME	0- 1	0- 0	3- 0				
3- 2	0- 0	0- 0	AWAY	0- 0	1- 0	2- 2				
0- 0	0- 0	0- 0	NEUTRAL	0- 0	0- 0	0- 0				

RPI S	Opponent	Score	RPI S	Opponent	Score	RPI S	Opponent	Score	RPI S	Opponent	Score	Team's RPI: 115
						65	H Boston College	80 71	139	A Massachusetts	72 75	
						66	H Bucknell	40 51	143	A Lehigh	74 57	
						79	A North Florida	60 80	147	A Illinois	75 78	
									169	H Merrimack	68 42	
									173	H American	72 59	
									179	A Rhode Island	58 73	
									183	H Lafayette	57 56	
									189	A Boston U.	70 76	
									218	A Brown	83 71	
									256	A Stetson	75 63	
									261	H New Hampshire	82 61	
									266	A Sacred Heart	65 52	
									277	A Navy	58 49	
									277	H Navy	57 43	
									284	A Loyola Maryland	64 56	
									288	A Army West Point	48 61	
									309	H Bryant	87 75	
LAST 10 Division I												
277	H Navy	57 43	66	H Bucknell	40 51							
189	A Boston U.	70 76	183	H Lafayette	57 56							
143	A Lehigh	74 57	277	A Navy	58 49							
173	H American	72 59	284	A Loyola Maryland	64 56							
288	A Army West Point	48 61	256	A Stetson	75 63							

Non-Div I Games:

Holy Cross

Loss, Non-Conf, S Site, H Home A Away N Neutral



Average RPI Win:	225	WON-LOST	WINNING	LAST 10	STRENGTH OF	OPP. STRENGTH	TEAM	ADJ.	CONF.	ADJ CONF.
Average RPI Loss:	91	RECORD	PCT. RANK	GAMES	SCHEDULE	OF SCHEDULE	RPI	RPI	RPI	RPI
DIV. I ONLY	10- 11	191	5-5	111	92	164	164	9	9	
DIV. I NON-CONF.	7- 7	164	2-1	169	118	176	176	9	9	
TOTALS	RPI 1-25	RPI 26-50	W-L RECORDS	RPI 51-100	RPI 101-150	RPI 150+				
10- 11	0- 2	1- 1	OVERALL	0- 4	0- 2	9- 2				
8- 2	0- 0	1- 1	HOME	0- 1	0- 0	7- 0				
0- 7	0- 2	0- 0	AWAY	0- 3	0- 1	0- 1				
2- 2	0- 0	0- 0	NEUTRAL	0- 0	0- 1	2- 1				
7- 7	0- 1	1- 1	NON-CONFERENCE	0- 1	0- 2	6- 2				
5- 1	0- 0	1- 1	HOME	0- 0	0- 0	4- 0				
0- 4	0- 1	0- 0	AWAY	0- 1	0- 1	0- 1				
2- 2	0- 0	0- 0	NEUTRAL	0- 0	0- 1	2- 1				
3- 4	0- 1	0- 0	CONFERENCE	0- 3	0- 0	3- 0				
3- 1	0- 0	0- 0	HOME	0- 1	0- 0	3- 0				
0- 3	0- 1	0- 0	AWAY	0- 2	0- 0	0- 0				
0- 0	0- 0	0- 0	NEUTRAL	0- 0	0- 0	0- 0				

RPI 1-25				RPI 26-50				RPI 51-100				RPI 101+ Team's RPI: 164			
RPI	S	Opponent	Score	RPI	S	Opponent	Score	RPI	S	Opponent	Score	RPI	S	Opponent	Score
9	A	UConn	51 91	31	H	FGCU	45 57	51	H	Temple	58 61	104	N	Syracuse	62 87
17	A	Texas A&M	43 72	47	H	Oklahoma	85 69	62	A	Georgia Tech	38 69	122	A	Fordham	54 63
								74	A	South Fla.	45 74	171	H	Wichita St.	64 56
								98	A	Cincinnati	66 85	180	H	Memphis	75 65
												191	H	Southern Miss.	75 60
												196	A	New Mexico	71 81
												232	H	Southeastern La.	78 65
												234	N	San Francisco	57 80
												251	H	Louisiana Tech	67 53
												271	H	East Carolina	72 63
												293	N	California Baptist	96 75
												302	N	Hofstra	54 44
												314	H	Houston Baptist	82 60
LAST 10 Division I															
				74	A	South Fla.	45 74	51	H	Temple	58 61				
				171	H	Wichita St.	64 56	180	H	Memphis	75 65				
				98	A	Cincinnati	66 85	122	A	Fordham	54 63				
				271	H	East Carolina	72 63	302	N	Hofstra	54 44				
				9	A	UConn	51 91	191	H	Southern Miss.	75 60				

Non-Div I Games:

Houston

■ Loss, 
 ■ Non-Conf, 
 S Site, 
 ■ Home 
 ■ Away 
 N Neutral

## Houston Baptist

Through Games Of Jan. 30, 2020

Average RPI Win:	304	WON-LOST	WINNING	LAST 10	STRENGTH OF	OPP. STRENGTH	TEAM	ADJ.	CONF.	ADJ CONF.
Average RPI Loss:	199	RECORD	PCT. RANK	GAMES	SCHEDULE	OF SCHEDULE	RPI	RPI	RPI	RPI
DIV. I ONLY	3- 13	316	1-9	308	301	314	314	23	23	
DIV. I NON-CONF.	2- 5	259	0-1	145	268	193	193	20	20	
TOTALS	RPI 1-25	RPI 26-50	W-L RECORDS	RPI 51-100	RPI 101-150	RPI 150+				
3- 13	0- 1	0- 0	OVERALL	0- 0	0- 1	3- 11				
0- 5	0- 0	0- 0	HOME	0- 0	0- 1	0- 4				
3- 8	0- 1	0- 0	AWAY	0- 0	0- 0	3- 7				
0- 0	0- 0	0- 0	NEUTRAL	0- 0	0- 0	0- 0				
2- 5	0- 1	0- 0	NON-CONFERENCE	0- 0	0- 0	2- 4				
0- 1	0- 0	0- 0	HOME	0- 0	0- 0	0- 1				
2- 4	0- 1	0- 0	AWAY	0- 0	0- 0	2- 3				
0- 0	0- 0	0- 0	NEUTRAL	0- 0	0- 0	0- 0				
1- 8	0- 0	0- 0	CONFERENCE	0- 0	0- 1	1- 7				
0- 4	0- 0	0- 0	HOME	0- 0	0- 1	0- 3				
1- 4	0- 0	0- 0	AWAY	0- 0	0- 0	1- 4				
0- 0	0- 0	0- 0	NEUTRAL	0- 0	0- 0	0- 0				

RPI S	Opponent	Score	RPI S	Opponent	Score	RPI S	Opponent	Score	RPI S	Opponent	Score	Team's RPI: 314
8	A Baylor	42 112							111	H SFA	42 59	
									154	A Texas Tech	51 59	
									159	H Sam Houston St.	69 97	
									164	A Houston	60 82	
									171	A Wichita St.	42 59	
									195	H Northern Ariz.	62 79	
									215	A Lamar University	53 60	
									219	A Central Ark.	39 63	
									232	H Southeastern La.	59 69	
									240	A Oral Roberts	74 73	
									294	H Nicholls St.	78 84	
									325	A Incarnate Word	60 55	
									328	A McNeese	72 88	
									339	A Northwestern St.	60 69	
									346	A La.-Monroe	72 65	
LAST 10 Division I												
325	A Incarnate Word	60 55	339	A Northwestern St.	60 69							
328	A McNeese	72 88	219	A Central Ark.	39 63							
294	H Nicholls St.	78 84	232	H Southeastern La.	59 69							
159	H Sam Houston St.	69 97	111	H SFA	42 59							
215	A Lamar University	53 60	154	A Texas Tech	51 59							

Non-Div I Games: LSU-Shreveport 67 44 Paul Quinn 63 34

Houston Baptist

Loss, Non-Conf, S Site, H Home A Away N Neutral

Average RPI Win:	306	WON-LOST	WINNING	LAST 10	STRENGTH OF	OPP. STRENGTH	TEAM	ADJ.	CONF.	ADJ CONF.
Average RPI Loss:	137	RECORD	PCT. RANK	GAMES	SCHEDULE	OF SCHEDULE	RPI	RPI	RPI	RPI
DIV. I ONLY	12- 8	114	6-4	344	298	239	239	30	30	
DIV. I NON-CONF.	8- 5	117	2-1	303	250	180	180	31	31	
TOTALS	RPI 1-25	RPI 26-50	W-L RECORDS	RPI 51-100	RPI 101-150	RPI 150+				
12- 8	0- 0	0- 1	OVERALL	0- 2	0- 2	12- 3				
5- 3	0- 0	0- 0	HOME	0- 0	0- 1	5- 2				
7- 3	0- 0	0- 1	AWAY	0- 1	0- 0	7- 1				
0- 2	0- 0	0- 0	NEUTRAL	0- 1	0- 1	0- 0				
8- 5	0- 0	0- 1	NON-CONFERENCE	0- 2	0- 1	8- 1				
3- 1	0- 0	0- 0	HOME	0- 0	0- 0	3- 1				
5- 2	0- 0	0- 1	AWAY	0- 1	0- 0	5- 0				
0- 2	0- 0	0- 0	NEUTRAL	0- 1	0- 1	0- 0				
4- 3	0- 0	0- 0	CONFERENCE	0- 0	0- 1	4- 2				
2- 2	0- 0	0- 0	HOME	0- 0	0- 1	2- 1				
2- 1	0- 0	0- 0	AWAY	0- 0	0- 0	2- 1				
0- 0	0- 0	0- 0	NEUTRAL	0- 0	0- 0	0- 0				

RPI	S	Opponent	Score	RPI	S	Opponent	Score	RPI	S	Opponent	Score	RPI	S	Opponent	Score	Team's RPI: 239
49	A	Tennessee	38	88	66	N	Bucknell	60	70	108	N	Washington	58	75		
					74	A	South Fla.	53	82	150	H	Bethune-Cookman	59	75		
										184	H	Norfolk St.	80	83		
										198	H	La Salle	62	78		
										220	A	George Mason	86	75		
										255	H	Niagara	91	42		
										265	A	Morgan St.	67	74		
										271	A	East Carolina	67	51		
										284	A	Loyola Maryland	75	69		
										302	A	Hofstra	73	64		
										304	A	UMBC	72	61		
										326	A	UMES	79	58		
										332	H	Fairleigh Dickinson	64	56		
										336	H	Saint Peter's	92	80		
										342	A	Coppin St.	66	54		
										349	H	South Carolina St.	78	47		
										350	H	Florida A&M	72	58		
LAST 10 Division I																
342	A	Coppin St.	66	54	150	H	Bethune-Cookman	59	75							
350	H	Florida A&M	72	58	326	A	UMES	79	58							
265	A	Morgan St.	67	74	49	A	Tennessee	38	88							
349	H	South Carolina St.	78	47	220	A	George Mason	86	75							
184	H	Norfolk St.	80	83	271	A	East Carolina	67	51							

Non-Div I Games:

Howard

Average RPI Win:	195	WON-LOST	WINNING	LAST 10	STRENGTH OF	OPP. STRENGTH	TEAM	ADJ.	CONF.	ADJ CONF.
Average RPI Loss:	99	RECORD	PCT. RANK	GAMES	SCHEDULE	OF SCHEDULE	RPI	RPI	RPI	RPI
DIV. I ONLY	14- 6	59	9-1	108	190	53	53	21	21	
DIV. I NON-CONF.	5- 5	164	0	41	32	63	63	19	19	
TOTALS	RPI 1-25	RPI 26-50	W-L RECORDS	RPI 51-100	RPI 101-150	RPI 150+				
14- 6	0- 0	1- 0	OVERALL	2- 5	1- 0	10- 1				
8- 0	0- 0	0- 0	HOME	2- 0	0- 0	6- 0				
4- 6	0- 0	0- 0	AWAY	0- 5	1- 0	3- 1				
2- 0	0- 0	1- 0	NEUTRAL	0- 0	0- 0	1- 0				
5- 5	0- 0	1- 0	NON-CONFERENCE	2- 5	0- 0	2- 0				
3- 0	0- 0	0- 0	HOME	2- 0	0- 0	1- 0				
0- 5	0- 0	0- 0	AWAY	0- 5	0- 0	0- 0				
2- 0	0- 0	1- 0	NEUTRAL	0- 0	0- 0	1- 0				
9- 1	0- 0	0- 0	CONFERENCE	0- 0	1- 0	8- 1				
5- 0	0- 0	0- 0	HOME	0- 0	0- 0	5- 0				
4- 1	0- 0	0- 0	AWAY	0- 0	1- 0	3- 1				
0- 0	0- 0	0- 0	NEUTRAL	0- 0	0- 0	0- 0				

RPI 1-25				RPI 26-50				RPI 51-100				Team's RPI: 53		RPI 101+			
RPI	S	Opponent	Score	RPI	S	Opponent	Score	RPI	S	Opponent	Score			RPI	S	Opponent	Score
				42	N	St. John's (NY)	85 78	58	A	Miami (FL)	65 74			129	A	Green Bay	54 42
								61	A	UNI	50 51			151	N	Elon	59 53
								72	A	Ohio	64 70			160	H	Wright St.	80 60
								73	A	UT Martin	51 57			194	A	Cleveland St.	78 53
								75	H	Ball St.	65 48			194	H	Cleveland St.	58 48
								88	H	Southern Ill.	81 78			226	H	Northern Ky.	89 61
								91	A	Butler	61 64			236	A	Youngstown St.	73 75
														268	A	Milwaukee	75 52
														274	H	Oakland	76 41
														280	H	Eastern Ky.	72 42
														315	H	Detroit Mercy	82 45
														334	A	UIC	88 49
LAST 10 Division I																	
				194	H	Cleveland St.	58 48	226	H	Northern Ky.	89 61						
				334	A	UIC	88 49	315	H	Detroit Mercy	82 45						
				268	A	Milwaukee	75 52	274	H	Oakland	76 41						
				129	A	Green Bay	54 42	194	A	Cleveland St.	78 53						
				160	H	Wright St.	80 60	236	A	Youngstown St.	73 75						

Non-Div I Games: Ind.-Northwest 103 45

IUPUI

■ Loss, 
 ■ Non-Conf, 
 ■ S Site, 
 ■ Home 
 ■ A Away 
 N Neutral

Average RPI Win:	227	WON-LOST	WINNING	LAST 10	STRENGTH OF	OPP. STRENGTH	TEAM	ADJ.	CONF.	ADJ CONF.
Average RPI Loss:	111	RECORD	PCT. RANK	GAMES	SCHEDULE	OF SCHEDULE	RPI	RPI	RPI	RPI
DIV. I ONLY	12- 5	55	8-2	223	152	95	95	18	18	
DIV. I NON-CONF.	5- 4	140	1-1	170	91	108	108	17	17	
TOTALS	RPI 1-25	RPI 26-50	W-L RECORDS	RPI 51-100	RPI 101-150	RPI 150+				
12- 5	0- 0	0- 2	OVERALL	0- 1	2- 0	10- 2				
6- 0	0- 0	0- 0	HOME	0- 0	0- 0	6- 0				
6- 3	0- 0	0- 1	AWAY	0- 1	2- 0	4- 1				
0- 2	0- 0	0- 1	NEUTRAL	0- 0	0- 0	0- 1				
5- 4	0- 0	0- 2	NON-CONFERENCE	0- 1	1- 0	4- 1				
2- 0	0- 0	0- 0	HOME	0- 0	0- 0	2- 0				
3- 2	0- 0	0- 1	AWAY	0- 1	1- 0	2- 0				
0- 2	0- 0	0- 1	NEUTRAL	0- 0	0- 0	0- 1				
7- 1	0- 0	0- 0	CONFERENCE	0- 0	1- 0	6- 1				
4- 0	0- 0	0- 0	HOME	0- 0	0- 0	4- 0				
3- 1	0- 0	0- 0	AWAY	0- 0	1- 0	2- 1				
0- 0	0- 0	0- 0	NEUTRAL	0- 0	0- 0	0- 0				

RPI 1-25				RPI 26-50				RPI 51-100				Team's RPI: 95		RPI 101+			
RPI	S	Opponent	Score	RPI	S	Opponent	Score	RPI	S	Opponent	Score			RPI	S	Opponent	Score
				28	N	Old Dominion	55 67	74	A	South Fla.	64 67			116	A	Montana St.	69 68
				45	A	Oklahoma St.	47 62							129	A	San Diego	65 32
														182	H	Montana	52 51
														190	H	Hawaii	67 52
														193	A	Portland St.	53 74
														208	A	Southern Utah	71 56
														215	N	Lamar University	44 47
														223	A	Northern Colo.	57 46
														234	A	San Francisco	66 60
														242	H	Idaho St.	62 56
														270	H	Colorado St.	61 54
														295	H	Eastern Wash.	69 60
														306	H	Weber St.	70 50
														329	A	Seattle U	90 84
LAST 10 Division I																	
				208	A	Southern Utah	71 56	193	A	Portland St.	53 74						
				223	A	Northern Colo.	57 46	306	H	Weber St.	70 50						
				182	H	Montana	52 51	242	H	Idaho St.	62 56						
				295	H	Eastern Wash.	69 60	190	H	Hawaii	67 52						
				116	A	Montana St.	69 68	74	A	South Fla.	64 67						

Non-Div I Games:

Idaho

■ Loss, 
 ■ Non-Conf, 
 ■ S Site, 
 ■ H Home 
 ■ A Away 
 N Neutral

Average RPI Win:	283	WON-LOST	WINNING	LAST 10	STRENGTH OF	OPP. STRENGTH	TEAM	ADJ.	CONF.	ADJ CONF.
Average RPI Loss:	149	RECORD	PCT. RANK	GAMES	SCHEDULE	OF SCHEDULE	RPI	RPI	RPI	RPI
DIV. I ONLY	7- 10	231	5-5	278	194	242	242	18	18	
DIV. I NON-CONF.	2- 5	259	0	263	137	275	275	17	17	
TOTALS	RPI 1-25	RPI 26-50	W-L RECORDS	RPI 51-100	RPI 101-150	RPI 150+				
7- 10	0- 1	0- 2	OVERALL	0- 1	0- 1	7- 5				
3- 3	0- 0	0- 0	HOME	0- 0	0- 0	3- 3				
4- 7	0- 1	0- 2	AWAY	0- 1	0- 1	4- 2				
0- 0	0- 0	0- 0	NEUTRAL	0- 0	0- 0	0- 0				
2- 5	0- 1	0- 2	NON-CONFERENCE	0- 0	0- 0	2- 2				
1- 1	0- 0	0- 0	HOME	0- 0	0- 0	1- 1				
1- 4	0- 1	0- 2	AWAY	0- 0	0- 0	1- 1				
0- 0	0- 0	0- 0	NEUTRAL	0- 0	0- 0	0- 0				
5- 5	0- 0	0- 0	CONFERENCE	0- 1	0- 1	5- 3				
2- 2	0- 0	0- 0	HOME	0- 0	0- 0	2- 2				
3- 3	0- 0	0- 0	AWAY	0- 1	0- 1	3- 1				
0- 0	0- 0	0- 0	NEUTRAL	0- 0	0- 0	0- 0				

RPI 1-25				RPI 26-50				RPI 51-100				RPI 101+ Team's RPI: 242			
RPI	S	Opponent	Score	RPI	S	Opponent	Score	RPI	S	Opponent	Score	RPI	S	Opponent	Score
25	A	Arizona St.	69 74	37	A	Duke	66 85	95	A	Idaho	56 62	116	A	Montana St.	59 67
				45	A	Oklahoma St.	52 70					182	A	Montana	67 53
												193	H	Portland St.	64 69
												195	H	Northern Ariz.	59 70
												208	A	Southern Utah	65 72
												223	H	Northern Colo.	59 39
												287	A	Utah St.	61 69
												293	H	California Baptist	68 74
												295	A	Eastern Wash.	67 47
												306	A	Weber St.	65 54
												319	H	Sacramento St.	80 62
												324	A	Utah Valley	88 61
												329	H	Seattle U	73 48
LAST 10 Division I															
223	H	Northern Colo.	59 39	195	H	Northern Ariz.	59 70								
116	A	Montana St.	59 67	208	A	Southern Utah	65 72								
182	A	Montana	67 53	319	H	Sacramento St.	80 62								
193	H	Portland St.	64 69	295	A	Eastern Wash.	67 47								
306	A	Weber St.	65 54	95	A	Idaho	56 62								

Non-Div I Games: Arizona Christian 93 36 Montana Tech 83 57

Idaho St.

Average RPI Win:	225	WON-LOST	WINNING	LAST 10	STRENGTH OF	OPP. STRENGTH	TEAM	ADJ.	CONF.	ADJ CONF.
Average RPI Loss:	33	RECORD	PCT. RANK	GAMES	SCHEDULE	OF SCHEDULE	RPI	RPI	RPI	RPI
DIV. I ONLY	10- 10	174	2-8	79	61	147	147	2	2	
DIV. I NON-CONF.	9- 2	38	1-0	318	256	155	155	2	2	
TOTALS	RPI 1-25	RPI 26-50	W-L RECORDS	RPI 51-100	RPI 101-150	RPI 150+				
10- 10	0- 4	0- 4	OVERALL	1- 2	2- 0	7- 0				
9- 4	0- 2	0- 1	HOME	1- 1	1- 0	7- 0				
1- 6	0- 2	0- 3	AWAY	0- 1	1- 0	0- 0				
0- 0	0- 0	0- 0	NEUTRAL	0- 0	0- 0	0- 0				
9- 2	0- 0	0- 0	NON-CONFERENCE	0- 2	2- 0	7- 0				
8- 1	0- 0	0- 0	HOME	0- 1	1- 0	7- 0				
1- 1	0- 0	0- 0	AWAY	0- 1	1- 0	0- 0				
0- 0	0- 0	0- 0	NEUTRAL	0- 0	0- 0	0- 0				
1- 8	0- 4	0- 4	CONFERENCE	1- 0	0- 0	0- 0				
1- 3	0- 2	0- 1	HOME	1- 0	0- 0	0- 0				
0- 5	0- 2	0- 3	AWAY	0- 0	0- 0	0- 0				
0- 0	0- 0	0- 0	NEUTRAL	0- 0	0- 0	0- 0				

RPI 1-25				RPI 26-50				RPI 51-100				RPI 101+ Team's RPI: 147			
RPI	S	Opponent	Score	RPI	S	Opponent	Score	RPI	S	Opponent	Score	RPI	S	Opponent	Score
6	H	Maryland	60 79	26	A	Purdue	67 81	60	A	North Carolina	60 85	115	H	Holy Cross	78 75
7	A	Iowa	72 108	30	A	Ohio St.	47 77	63	H	Minnesota	74 71	148	A	Missouri	58 51
12	H	Northwestern	50 77	39	A	Rutgers	41 72	92	H	Illinois St.	58 74	169	H	Merrimack	75 72
14	A	Indiana	42 83	39	H	Rutgers	51 75					176	H	Austin Peay	76 62
												298	H	Presbyterian	71 52
												309	H	Bryant	69 55
												312	H	Evansville	59 44
												316	H	Ark.-Pine Bluff	65 50
												347	H	Chicago St.	96 66
LAST 10 Division I															
39	A	Rutgers	41 72	39	H	Rutgers	51 75								
6	H	Maryland	60 79	14	A	Indiana	42 83								
30	A	Ohio St.	47 77	7	A	Iowa	72 108								
26	A	Purdue	67 81	12	H	Northwestern	50 77								
63	H	Minnesota	74 71	148	A	Missouri	58 51								

Non-Div I Games:

Illinois

Average RPI Win:	193	WON-LOST	WINNING	LAST 10	STRENGTH OF	OPP. STRENGTH	TEAM	ADJ.	CONF.	ADJ CONF.
Average RPI Loss:	85	RECORD	PCT. RANK	GAMES	SCHEDULE	OF SCHEDULE	RPI	RPI	RPI	RPI
DIV. I ONLY	11- 6	93	6-4	139	126	92	92	7	7	
DIV. I NON-CONF.	7- 3	80	2-1	168	163	68	68	7	7	
TOTALS	RPI 1-25	RPI 26-50	W-L RECORDS	RPI 51-100	RPI 101-150	RPI 150+				
11- 6	0- 0	0- 2	OVERALL	2- 2	1- 1	8- 1				
8- 1	0- 0	0- 1	HOME	2- 0	0- 0	6- 0				
3- 5	0- 0	0- 1	AWAY	0- 2	1- 1	2- 1				
0- 0	0- 0	0- 0	NEUTRAL	0- 0	0- 0	0- 0				
7- 3	0- 0	0- 1	NON-CONFERENCE	1- 1	1- 0	5- 1				
5- 0	0- 0	0- 0	HOME	1- 0	0- 0	4- 0				
2- 3	0- 0	0- 1	AWAY	0- 1	1- 0	1- 1				
0- 0	0- 0	0- 0	NEUTRAL	0- 0	0- 0	0- 0				
4- 3	0- 0	0- 1	CONFERENCE	1- 1	0- 1	3- 0				
3- 1	0- 0	0- 1	HOME	1- 0	0- 0	2- 0				
1- 2	0- 0	0- 0	AWAY	0- 1	0- 1	1- 0				
0- 0	0- 0	0- 0	NEUTRAL	0- 0	0- 0	0- 0				

RPI S	Opponent	Score	RPI S	Opponent	Score	RPI S	Opponent	Score	RPI S	Opponent	Score
33	H Drake	67 69	35	A Marquette	41 58	57	A Bradley	61 76	107	A Loyola Chicago	64 69
						61	H UNI	65 57	147	A Illinois	74 58
						73	H UT Martin	70 47	158	H Jackson St.	77 55
						100	A Saint Louis	56 61	163	A Valparaiso	72 60
									176	A Austin Peay	72 77
									197	A North Dakota	66 58
									204	H Northern Ill.	69 66
									213	H Western Ill.	78 65
									273	H Indiana St.	83 69
									312	H Evansville	81 58
									322	H SIUE	74 53
LAST 10 Division I											
61	H UNI	65 57	312	H Evansville	81 58						
33	H Drake	67 69	273	H Indiana St.	83 69						
107	A Loyola Chicago	64 69	176	A Austin Peay	72 77						
163	A Valparaiso	72 60	158	H Jackson St.	77 55						
57	A Bradley	61 76	322	H SIUE	74 53						

Non-Div I Games: Truman 87 60

Illinois St.



Incarnate Word

Through Games Of Jan. 30, 2020

Average RPI Win:	294	WON-LOST	WINNING	LAST 10	STRENGTH OF	OPP. STRENGTH	TEAM	ADJ.	CONF.	ADJ CONF.
Average RPI Loss:	197	RECORD	PCT. RANK	GAMES	SCHEDULE	OF SCHEDULE	RPI	RPI	RPI	RPI
DIV. I ONLY	4- 10	283	4-6	340	253	325	325	23	23	
DIV. I NON-CONF.	0- 5	338	0-1	309	219	346	346	20	20	
TOTALS	RPI 1-25	RPI 26-50	W-L RECORDS	RPI 51-100	RPI 101-150	RPI 150+				
4- 10	0- 0	0- 0	OVERALL	0- 1	0- 3	4- 6				
2- 5	0- 0	0- 0	HOME	0- 0	0- 1	2- 4				
2- 5	0- 0	0- 0	AWAY	0- 1	0- 2	2- 2				
0- 0	0- 0	0- 0	NEUTRAL	0- 0	0- 0	0- 0				
0- 5	0- 0	0- 0	NON-CONFERENCE	0- 1	0- 1	0- 3				
0- 1	0- 0	0- 0	HOME	0- 0	0- 0	0- 1				
0- 4	0- 0	0- 0	AWAY	0- 1	0- 1	0- 2				
0- 0	0- 0	0- 0	NEUTRAL	0- 0	0- 0	0- 0				
4- 5	0- 0	0- 0	CONFERENCE	0- 0	0- 2	4- 3				
2- 4	0- 0	0- 0	HOME	0- 0	0- 1	2- 3				
2- 1	0- 0	0- 0	AWAY	0- 0	0- 1	2- 0				
0- 0	0- 0	0- 0	NEUTRAL	0- 0	0- 0	0- 0				

RPI 1-25				RPI 26-50				RPI 51-100				RPI 101+				Team's RPI: 325	
RPI	S	Opponent	Score	RPI	S	Opponent	Score	RPI	S	Opponent	Score	RPI	S	Opponent	Score		
								72	A	Ohio	41	78	111	A	SFA	45	67
												126	H	A&M-Corpus Christi	38	64	
												149	A	Kansas St.	41	85	
												152	H	New Orleans	55	67	
												215	A	Lamar University	67	48	
												219	H	Central Ark.	37	47	
												254	H	San Diego St.	48	57	
												270	A	Colorado St.	47	75	
												294	H	Nicholls St.	53	51	
												303	A	UTSA	56	63	
												314	H	Houston Baptist	55	60	
												328	H	McNeese	73	56	
												339	A	Northwestern St.	69	67	
LAST 10 Division I																	
314	H	Houston Baptist	55	60	152	H	New Orleans	55	67								
126	H	A&M-Corpus Christi	38	64	339	A	Northwestern St.	69	67								
215	A	Lamar University	67	48	294	H	Nicholls St.	53	51								
111	A	SFA	45	67	254	H	San Diego St.	48	57								
328	H	McNeese	73	56	219	H	Central Ark.	37	47								

Non-Div I Games: Schreiner 70 35 Tex. A&M Int'l 55 38 Paul Quinn 79 62 UNKNOWN 74 52 Incarnate Word

Loss, Non-Conf, S Site, H Home A Away N Neutral

## Indiana

Through Games Of Jan. 30, 2020

Average RPI Win:	122	WON-LOST	WINNING	LAST 10	STRENGTH OF	OPP. STRENGTH	TEAM	ADJ.	CONF.	ADJ CONF.
Average RPI Loss:	8	RECORD	PCT. RANK	GAMES	SCHEDULE	OF SCHEDULE	RPI	RPI	RPI	RPI
DIV. I ONLY	17- 5	41	7-3	8	16	14	14	2	2	
DIV. I NON-CONF.	10- 2	30	0	11	31	10	10	2	2	
TOTALS	RPI 1-25	RPI 26-50	W-L RECORDS	RPI 51-100	RPI 101-150	RPI 150+				
17- 5	1- 5	2- 0	OVERALL	5- 0	4- 0	5- 0				
10- 2	0- 2	1- 0	HOME	2- 0	3- 0	4- 0				
5- 2	0- 2	1- 0	AWAY	2- 0	1- 0	1- 0				
2- 1	1- 1	0- 0	NEUTRAL	1- 0	0- 0	0- 0				
10- 2	1- 2	0- 0	NON-CONFERENCE	4- 0	1- 0	4- 0				
5- 1	0- 1	0- 0	HOME	1- 0	0- 0	4- 0				
3- 0	0- 0	0- 0	AWAY	2- 0	1- 0	0- 0				
2- 1	1- 1	0- 0	NEUTRAL	1- 0	0- 0	0- 0				
7- 3	0- 3	2- 0	CONFERENCE	1- 0	3- 0	1- 0				
5- 1	0- 1	1- 0	HOME	1- 0	3- 0	0- 0				
2- 2	0- 2	1- 0	AWAY	0- 0	0- 0	1- 0				
0- 0	0- 0	0- 0	NEUTRAL	0- 0	0- 0	0- 0				

RPI	S	Opponent	Score	RPI	S	Opponent	Score	RPI	S	Opponent	Score	RPI	S	Opponent	Score
2	N	South Carolina	71 57	26	H	Purdue	66 48	58	A	Miami (FL)	58 45	101	H	Michigan St.	79 67
5	H	UCLA	58 68	39	A	Rutgers	66 56	63	H	Minnesota	65 52	121	H	Wisconsin	75 65
6	A	Maryland	62 76					79	H	North Florida	72 45	145	A	Florida	73 49
7	A	Iowa	85 91					86	N	Washington St.	78 44	147	H	Illinois	83 42
8	N	Baylor	62 77					91	A	Butler	64 53	158	H	Jackson St.	91 51
12	H	Northwestern	69 71									187	A	Penn St.	76 60
												236	H	Youngstown St.	93 56
												241	H	Mt. St. Mary's	75 52
												294	H	Nicholls St.	111 47
LAST 10 Division I															
121	H	Wisconsin	75 65	7	A	Iowa	85 91								
63	H	Minnesota	65 52	26	H	Purdue	66 48								
187	A	Penn St.	76 60	147	H	Illinois	83 42								
6	A	Maryland	62 76	39	A	Rutgers	66 56								
12	H	Northwestern	69 71	101	H	Michigan St.	79 67								

Non-Div I Games:

Indiana

■ Loss, 
■ Non-Conf, 
■ S Site, 
■ H Home 
■ A Away 
N Neutral

Average RPI Win:	<b>292</b>	WON-LOST	WINNING	LAST 10	STRENGTH OF	OPP. STRENGTH	TEAM	ADJ.	CONF.	ADJ CONF.
Average RPI Loss:	<b>127</b>	RECORD	PCT. RANK	GAMES	SCHEDULE	OF SCHEDULE	RPI	RPI	RPI	RPI
DIV. I ONLY	2- 18	339	0-10	65	193	273	273	7	7	
DIV. I NON-CONF.	2- 10	313	0-2	211	298	302	302	7	7	
TOTALS	RPI 1-25	RPI 26-50	W-L RECORDS	RPI 51-100	RPI 101-150	RPI 150+				
2- 18	0- 1	0- 2	OVERALL	0- 5	0- 4	2- 6				
0- 8	0- 1	0- 0	HOME	0- 2	0- 2	0- 3				
2- 9	0- 0	0- 2	AWAY	0- 3	0- 2	2- 2				
0- 1	0- 0	0- 0	NEUTRAL	0- 0	0- 0	0- 1				
2- 10	0- 0	0- 1	NON-CONFERENCE	0- 1	0- 3	2- 5				
0- 4	0- 0	0- 0	HOME	0- 1	0- 1	0- 2				
2- 5	0- 0	0- 1	AWAY	0- 0	0- 2	2- 2				
0- 1	0- 0	0- 0	NEUTRAL	0- 0	0- 0	0- 1				
0- 8	0- 1	0- 1	CONFERENCE	0- 4	0- 1	0- 1				
0- 4	0- 1	0- 0	HOME	0- 1	0- 1	0- 1				
0- 4	0- 0	0- 1	AWAY	0- 3	0- 0	0- 0				
0- 0	0- 0	0- 0	NEUTRAL	0- 0	0- 0	0- 0				

RPI 1-25				RPI 26-50				RPI 51-100				RPI 101+				Team's RPI: 273	
RPI	S	Opponent	Score	RPI	S	Opponent	Score	RPI	S	Opponent	Score	RPI	S	Opponent	Score		
13	H	Missouri St.	55 76	33	A	Drake	65 105	57	A	Bradley	75 91	102	A	Kansas	72 84		
				48	A	Colorado	46 59	61	A	UNI	43 73	107	H	Loyola Chicago	51 58		
								88	H	Southern Ill.	55 78	117	A	Pacific	66 83		
								92	A	Illinois St.	69 83	146	H	Southeast Mo. St.	58 68		
								100	H	Saint Louis	53 55	163	H	Valparaiso	56 75		
												207	A	Murray St.	62 70		
												213	A	Western Ill.	72 83		
												226	H	Northern Ky.	68 70		
												249	A	Eastern Ill.	59 57		
												252	N	CSUN	59 67		
												267	H	Marshall	60 72		
												334	A	UIC	61 40		
LAST 10 Division I																	
				88	H	Southern Ill.	55 78	163	H	Valparaiso	56 75						
				13	H	Missouri St.	55 76	57	A	Bradley	75 91						
				61	A	UNI	43 73	92	A	Illinois St.	69 83						
				33	A	Drake	65 105	100	H	Saint Louis	53 55						
				107	H	Loyola Chicago	51 58	146	H	Southeast Mo. St.	58 68						

Non-Div I Games:

Indiana St.

Average RPI Win:	266	WON-LOST	WINNING	LAST 10	STRENGTH OF	OPP. STRENGTH	TEAM	ADJ.	CONF.	ADJ CONF.
Average RPI Loss:	132	RECORD	PCT. RANK	GAMES	SCHEDULE	OF SCHEDULE	RPI	RPI	RPI	RPI
DIV. I ONLY	4- 12	293	3-7	63	277	221	221	24	24	
DIV. I NON-CONF.	1- 8	322	0-3	8	232	204	204	25	25	
TOTALS	RPI 1-25	RPI 26-50	W-L RECORDS	RPI 51-100	RPI 101-150	RPI 150+				
4- 12	0- 1	0- 0	OVERALL	0- 3	0- 4	4- 4				
1- 6	0- 0	0- 0	HOME	0- 2	0- 2	1- 2				
3- 4	0- 1	0- 0	AWAY	0- 1	0- 1	3- 1				
0- 2	0- 0	0- 0	NEUTRAL	0- 0	0- 1	0- 1				
1- 8	0- 1	0- 0	NON-CONFERENCE	0- 2	0- 4	1- 1				
0- 3	0- 0	0- 0	HOME	0- 1	0- 2	0- 0				
1- 3	0- 1	0- 0	AWAY	0- 1	0- 1	1- 0				
0- 2	0- 0	0- 0	NEUTRAL	0- 0	0- 1	0- 1				
3- 4	0- 0	0- 0	CONFERENCE	0- 1	0- 0	3- 3				
1- 3	0- 0	0- 0	HOME	0- 1	0- 0	1- 2				
2- 1	0- 0	0- 0	AWAY	0- 0	0- 0	2- 1				
0- 0	0- 0	0- 0	NEUTRAL	0- 0	0- 0	0- 0				

RPI 1-25				RPI 26-50				RPI 51-100				RPI 101+ Team's RPI: 221			
RPI	S	Opponent	Score	RPI	S	Opponent	Score	RPI	S	Opponent	Score	RPI	S	Opponent	Score
19	A	Central Mich.	50 70					76	H	Seton Hall	37 89	108	N	Washington	34 65
								83	A	Stony Brook	40 59	109	H	Duquesne	74 76
								85	H	Rider	37 81	114	A	Penn	42 74
												139	H	Massachusetts	51 65
												174	N	Towson	58 75
												177	A	Quinnipiac	75 71
												205	H	Fairfield	40 52
												214	A	Manhattan	32 54
												255	H	Niagara	57 63
												258	A	Winthrop	68 61
												291	A	Monmouth	36 33
												336	H	Saint Peter's	69 59
LAST 10 Division I															
214	A	Manhattan	32 54	85	H	Rider	37 81								
336	H	Saint Peter's	69 59	177	A	Quinnipiac	75 71								
205	H	Fairfield	40 52	139	H	Massachusetts	51 65								
255	H	Niagara	57 63	76	H	Seton Hall	37 89								
291	A	Monmouth	36 33	19	A	Central Mich.	50 70								

Non-Div I Games:

Iona

■ Loss, 
 ■ Non-Conf, 
 S Site, 
 ■ Home 
 ■ Away 
 N Neutral

Average RPI Win: 105		WON-LOST	WINNING	LAST 10	STRENGTH OF	OPP. STRENGTH	TEAM	ADJ.	CONF.	ADJ CONF.
Average RPI Loss: 75		RECORD	PCT. RANK	GAMES	SCHEDULE	OF SCHEDULE	RPI	RPI	RPI	RPI
DIV. I ONLY		18- 3	18	9-1	18	18	7	7	2	2
DIV. I NON-CONF.		9- 2	38	0	50	77	18	18	2	2
<hr/>										
TOTALS	RPI 1-25		RPI 26-50		W-L RECORDS	RPI 51-100	RPI 101-150		RPI 150+	
18- 3	4- 0		2- 0		OVERALL	3- 2	3- 1		6- 0	
11- 0	3- 0		2- 0		HOME	0- 0	2- 0		4- 0	
5- 2	1- 0		0- 0		AWAY	2- 2	1- 0		1- 0	
2- 1	0- 0		0- 0		NEUTRAL	1- 0	0- 1		1- 0	
9- 2	1- 0		1- 0		NON-CONFERENCE	2- 1	0- 1		5- 0	
6- 0	1- 0		1- 0		HOME	0- 0	0- 0		4- 0	
1- 1	0- 0		0- 0		AWAY	1- 1	0- 0		0- 0	
2- 1	0- 0		0- 0		NEUTRAL	1- 0	0- 1		1- 0	
9- 1	3- 0		1- 0		CONFERENCE	1- 1	3- 0		1- 0	
5- 0	2- 0		1- 0		HOME	0- 0	2- 0		0- 0	
4- 1	1- 0		0- 0		AWAY	1- 1	1- 0		1- 0	
0- 0	0- 0		0- 0		NEUTRAL	0- 0	0- 0		0- 0	

RPI	S	Opponent	Score	RPI	S	Opponent	Score	RPI	S	Opponent	Score	RPI	S	Opponent	Score
6	H	Maryland	66 61	30	H	Ohio St.	77 68	55	A	Iowa St.	75 69	101	H	Michigan St.	74 57
12	A	Northwestern	77 51	33	H	Drake	79 67	56	A	Nebraska	69 78	108	N	Washington	63 70
14	H	Indiana	91 85					61	A	UNI	66 88	121	A	Wisconsin	85 78
20	H	Princeton	77 75					63	A	Minnesota	76 75	147	H	Illinois	108 72
								98	N	Cincinnati	69 61	165	H	Fla. Atlantic	85 53
												170	H	North Ala.	86 81
												172	H	Clemson	74 60
												174	N	Towson	100 72
												187	A	Penn St.	77 66
												323	H	N.C. Central	102 50
LAST 10 Division I															
187	A	Penn St.	77 66	14	H	Indiana	91 85								
101	H	Michigan St.	74 57	6	H	Maryland	66 61								
30	H	Ohio St.	77 68	12	A	Northwestern	77 51								
121	A	Wisconsin	85 78	147	H	Illinois	108 72								
63	A	Minnesota	76 75	56	A	Nebraska	69 78								

Non-Div I Games:

Iowa

■ Loss, 
 ■ Non-Conf, S Site, 
 ■ Home 
 ■ Away 
 N Neutral

Average RPI Win:	163	WON-LOST	WINNING	LAST 10	STRENGTH OF	OPP. STRENGTH	TEAM	ADJ.	CONF.	ADJ CONF.
Average RPI Loss:	29	RECORD	PCT. RANK	GAMES	SCHEDULE	OF SCHEDULE	RPI	RPI	RPI	RPI
DIV. I ONLY	12- 7	97	5-5	29	62	55	55	3	3	
DIV. I NON-CONF.	8- 3	68	1-1	103	150	81	81	4	4	
TOTALS	RPI 1-25	RPI 26-50	W-L RECORDS	RPI 51-100	RPI 101-150	RPI 150+				
12- 7	0- 3	1- 3	OVERALL	1- 1	3- 0	7- 0				
8- 4	0- 2	0- 1	HOME	0- 1	3- 0	5- 0				
4- 3	0- 1	1- 2	AWAY	1- 0	0- 0	2- 0				
0- 0	0- 0	0- 0	NEUTRAL	0- 0	0- 0	0- 0				
8- 3	0- 1	0- 1	NON-CONFERENCE	1- 1	1- 0	6- 0				
6- 2	0- 1	0- 0	HOME	0- 1	1- 0	5- 0				
2- 1	0- 0	0- 1	AWAY	1- 0	0- 0	1- 0				
0- 0	0- 0	0- 0	NEUTRAL	0- 0	0- 0	0- 0				
4- 4	0- 2	1- 2	CONFERENCE	0- 0	2- 0	1- 0				
2- 2	0- 1	0- 1	HOME	0- 0	2- 0	0- 0				
2- 2	0- 1	1- 1	AWAY	0- 0	0- 0	1- 0				
0- 0	0- 0	0- 0	NEUTRAL	0- 0	0- 0	0- 0				

RPI 1-25				RPI 26-50				RPI 51-100 Team's RPI: 55				RPI 101+			
RPI	S	Opponent	Score	RPI	S	Opponent	Score	RPI	S	Opponent	Score	RPI	S	Opponent	Score
7	H	Iowa	69 75	29	H	Texas	75 81	61	H	UNI	63 71	102	H	Kansas	89 67
8	A	Baylor	62 83	33	A	Drake	81 86	67	A	Alabama	75 66	110	H	Texas Southern	79 59
21	H	TCU	74 77	45	A	Oklahoma St.	64 63					149	H	Kansas St.	73 59
				47	A	Oklahoma	72 81					152	H	New Orleans	71 53
												154	A	Texas Tech	96 66
												160	H	Wright St.	79 71
												170	H	North Ala.	80 72
												245	H	Southern U.	69 36
												283	A	North Dakota St.	86 58
												316	H	Ark.-Pine Bluff	90 40
LAST 10 Division I															
		8 A Baylor	62 83			47 A Oklahoma	72 81								
		102 H Kansas	89 67			29 H Texas	75 81								
		149 H Kansas St.	73 59			154 A Texas Tech	96 66								
		45 A Oklahoma St.	64 63			170 H North Ala.	80 72								
		21 H TCU	74 77			61 H UNI	63 71								

Non-Div I Games:

Iowa St.

Average RPI Win:	266	WON-LOST	WINNING	LAST 10	STRENGTH OF	OPP. STRENGTH	TEAM	ADJ.	CONF.	ADJ CONF.
Average RPI Loss:	101	RECORD	PCT. RANK	GAMES	SCHEDULE	OF SCHEDULE	RPI	RPI	RPI	RPI
DIV. I ONLY	9- 8	158	8-2	208	213	158	158	32	32	
DIV. I NON-CONF.	2- 8	295	1-2	66	67	199	199	30	30	
TOTALS	RPI 1-25	RPI 26-50	W-L RECORDS	RPI 51-100	RPI 101-150	RPI 150+				
9- 8	0- 2	0- 0	OVERALL	0- 3	2- 1	7- 2				
6- 1	0- 1	0- 0	HOME	0- 0	2- 0	4- 0				
3- 7	0- 1	0- 0	AWAY	0- 3	0- 1	3- 2				
0- 0	0- 0	0- 0	NEUTRAL	0- 0	0- 0	0- 0				
2- 8	0- 2	0- 0	NON-CONFERENCE	0- 3	1- 1	1- 2				
1- 1	0- 1	0- 0	HOME	0- 0	1- 0	0- 0				
1- 7	0- 1	0- 0	AWAY	0- 3	0- 1	1- 2				
0- 0	0- 0	0- 0	NEUTRAL	0- 0	0- 0	0- 0				
7- 0	0- 0	0- 0	CONFERENCE	0- 0	1- 0	6- 0				
5- 0	0- 0	0- 0	HOME	0- 0	1- 0	4- 0				
2- 0	0- 0	0- 0	AWAY	0- 0	0- 0	2- 0				
0- 0	0- 0	0- 0	NEUTRAL	0- 0	0- 0	0- 0				

RPI 1-25				RPI 26-50				RPI 51-100				RPI 101+ Team's RPI: 158			
RPI	S	Opponent	Score	RPI	S	Opponent	Score	RPI	S	Opponent	Score	RPI	S	Opponent	Score
14	A	Indiana	51 91					57	A	Bradley	69 78	110	H	Texas Southern	81 79
15	H	Mississippi St.	53 92					58	A	Miami (FL)	68 83	120	A	Tulane	46 82
								92	A	Illinois St.	55 77	134	H	Louisiana	65 54
												219	A	Central Ark.	54 57
												232	A	Southeastern La.	59 63
												245	A	Southern U.	72 51
												278	H	Alabama A&M	67 53
												305	H	Prairie View	53 49
												320	A	Alcorn	83 67
												327	H	Alabama St.	94 62
												337	H	Grambling	61 46
												339	A	Northwestern St.	66 49
LAST 10 Division I															
337	H	Grambling	61 46	278	H	Alabama A&M	67 53								
305	H	Prairie View	53 49	327	H	Alabama St.	94 62								
110	H	Texas Southern	81 79	134	H	Louisiana	65 54								
245	A	Southern U.	72 51	92	A	Illinois St.	55 77								
320	A	Alcorn	83 67	57	A	Bradley	69 78								

Non-Div I Games:

Jackson St.

■ Loss, 
 ■ Non-Conf, S Site, 
 ■ Home 
 ■ Away 
 N Neutral

# Jacksonville

Through Games Of Jan. 30, 2020

Average RPI Win:	298	WON-LOST	WINNING	LAST 10	STRENGTH OF	OPP. STRENGTH	TEAM	ADJ.	CONF.	ADJ CONF.
Average RPI Loss:	105	RECORD	PCT. RANK	GAMES	SCHEDULE	OF SCHEDULE	RPI	RPI	RPI	RPI
DIV. I ONLY	10- 8	143	7-3	291	246	203	203	16	16	
DIV. I NON-CONF.	6- 5	151	3-0	275	309	210	210	16	16	
TOTALS	RPI 1-25	RPI 26-50	W-L RECORDS	RPI 51-100	RPI 101-150	RPI 150+				
10- 8	0- 1	0- 1	OVERALL	0- 2	0- 2	10- 2				
5- 3	0- 0	0- 0	HOME	0- 1	0- 1	5- 1				
5- 5	0- 1	0- 1	AWAY	0- 1	0- 1	5- 1				
0- 0	0- 0	0- 0	NEUTRAL	0- 0	0- 0	0- 0				
6- 5	0- 1	0- 1	NON-CONFERENCE	0- 1	0- 1	6- 1				
3- 2	0- 0	0- 0	HOME	0- 0	0- 1	3- 1				
3- 3	0- 1	0- 1	AWAY	0- 1	0- 0	3- 0				
0- 0	0- 0	0- 0	NEUTRAL	0- 0	0- 0	0- 0				
4- 3	0- 0	0- 0	CONFERENCE	0- 1	0- 1	4- 1				
2- 1	0- 0	0- 0	HOME	0- 1	0- 0	2- 0				
2- 2	0- 0	0- 0	AWAY	0- 0	0- 1	2- 1				
0- 0	0- 0	0- 0	NEUTRAL	0- 0	0- 0	0- 0				

RPI 1-25				RPI 26-50				RPI 51-100				RPI 101+ Team's RPI: 203			
RPI	S	Opponent	Score	RPI	S	Opponent	Score	RPI	S	Opponent	Score	RPI	S	Opponent	Score
23	A	Florida St.	41 75	48	A	Colorado	44 66	74	A	South Fla.	39 70	113	A	Liberty	76 85
								79	H	North Florida	64 70	150	H	Bethune-Cookman	52 53
												170	A	North Ala.	65 76
												184	H	Norfolk St.	64 71
												216	A	Kennesaw St.	93 83
												256	H	Stetson	57 52
												263	A	Lipscomb	73 64
												292	H	FIU	77 52
												294	H	Nicholls St.	72 55
												313	A	Jacksonville St.	55 40
												321	A	Mercer	87 83
												331	H	NJIT	88 67
												340	H	USC Upstate	87 43
												350	A	Florida A&M	88 54
LAST 10 Division I															
263	A	Lipscomb	73 64	113	A	Liberty	76 85								
216	A	Kennesaw St.	93 83	170	A	North Ala.	65 76								
79	H	North Florida	64 70	321	A	Mercer	87 83								
256	H	Stetson	57 52	313	A	Jacksonville St.	55 40								
331	H	NJIT	88 67	350	A	Florida A&M	88 54								

Non-Div I Games: Thomas (GA) 94 36 Johnson (FL) 114 35

Jacksonville

Loss, Non-Conf, S Site, H Home A Away N Neutral



Average RPI Win:	292	WON-LOST	WINNING	LAST 10	STRENGTH OF	OPP. STRENGTH	TEAM	ADJ.	CONF.	ADJ CONF.
Average RPI Loss:	205	RECORD	PCT. RANK	GAMES	SCHEDULE	OF SCHEDULE	RPI	RPI	RPI	RPI
DIV. I ONLY	7- 11	238	5-5	346	271	313	313	20	20	
DIV. I NON-CONF.	2- 7	288	0-1	321	266	338	338	24	24	
TOTALS	RPI 1-25	RPI 26-50	W-L RECORDS	RPI 51-100	RPI 101-150	RPI 150+				
7- 11	0- 0	0- 0	OVERALL	0- 2	0- 1	7- 8				
5- 3	0- 0	0- 0	HOME	0- 0	0- 0	5- 3				
2- 6	0- 0	0- 0	AWAY	0- 2	0- 1	2- 3				
0- 2	0- 0	0- 0	NEUTRAL	0- 0	0- 0	0- 2				
2- 7	0- 0	0- 0	NON-CONFERENCE	0- 2	0- 1	2- 4				
2- 1	0- 0	0- 0	HOME	0- 0	0- 0	2- 1				
0- 4	0- 0	0- 0	AWAY	0- 2	0- 1	0- 1				
0- 2	0- 0	0- 0	NEUTRAL	0- 0	0- 0	0- 2				
5- 4	0- 0	0- 0	CONFERENCE	0- 0	0- 0	5- 4				
3- 2	0- 0	0- 0	HOME	0- 0	0- 0	3- 2				
2- 2	0- 0	0- 0	AWAY	0- 0	0- 0	2- 2				
0- 0	0- 0	0- 0	NEUTRAL	0- 0	0- 0	0- 0				

RPI 1-25			RPI 26-50			RPI 51-100			RPI 101+ Team's RPI: 313		
RPI	S	Opponent	Score	RPI	S	Opponent	Score	RPI	S	Opponent	Score
								64	A	Troy	64 94
								94	A	Vanderbilt	66 88
								131	A	Auburn	53 62
								176	H	Austin Peay	57 63
								203	H	Jacksonville	40 55
								207	H	Murray St.	68 51
								226	N	Northern Ky.	63 66
								249	A	Eastern Ill.	52 55
								253	A	Morehead St.	48 67
								253	H	Morehead St.	55 69
								263	H	Lipscomb	65 63
								274	N	Oakland	55 61
								280	A	Eastern Ky.	43 33
								280	H	Eastern Ky.	68 54
								322	A	SIUE	53 44
								327	A	Alabama St.	63 68
								343	H	Tennessee St.	70 48
								350	H	Florida A&M	72 67
LAST 10 Division I											
343	H	Tennessee St.	70 48	176	H	Austin Peay	57 63				
253	H	Morehead St.	55 69	207	H	Murray St.	68 51				
280	H	Eastern Ky.	68 54	280	A	Eastern Ky.	43 33				
322	A	SIUE	53 44	253	A	Morehead St.	48 67				
249	A	Eastern Ill.	52 55	131	A	Auburn	53 62				

Non-Div I Games: Clark Atlanta 75 46 Fort Valley St. 87 65

Jacksonville St.

■ Loss, 
 ■ Non-Conf, S Site, 
 ■ Home 
 ■ Away 
 N Neutral

Average RPI Win:	171	WON-LOST	WINNING	LAST 10	STRENGTH OF	OPP. STRENGTH	TEAM	ADJ.	CONF.	ADJ CONF.
Average RPI Loss:	74	RECORD	PCT. RANK	GAMES	SCHEDULE	OF SCHEDULE	RPI	RPI	RPI	RPI
DIV. I ONLY	15- 3	24	9-1	158	64	44	44	14	14	
DIV. I NON-CONF.	9- 2	38	3-0	121	6	35	35	13	13	
TOTALS	RPI 1-25	RPI 26-50	W-L RECORDS	RPI 51-100	RPI 101-150	RPI 150+				
15- 3	0- 1	1- 1	OVERALL	2- 0	4- 0	8- 1				
9- 1	0- 1	1- 0	HOME	0- 0	3- 0	5- 0				
5- 2	0- 0	0- 1	AWAY	1- 0	1- 0	3- 1				
1- 0	0- 0	0- 0	NEUTRAL	1- 0	0- 0	0- 0				
9- 2	0- 1	1- 1	NON-CONFERENCE	2- 0	3- 0	3- 0				
5- 1	0- 1	1- 0	HOME	0- 0	2- 0	2- 0				
3- 1	0- 0	0- 1	AWAY	1- 0	1- 0	1- 0				
1- 0	0- 0	0- 0	NEUTRAL	1- 0	0- 0	0- 0				
6- 1	0- 0	0- 0	CONFERENCE	0- 0	1- 0	5- 1				
4- 0	0- 0	0- 0	HOME	0- 0	1- 0	3- 0				
2- 1	0- 0	0- 0	AWAY	0- 0	0- 0	2- 1				
0- 0	0- 0	0- 0	NEUTRAL	0- 0	0- 0	0- 0				

RPI 1-25				RPI 26-50				Team's RPI: 44				RPI 51-100				RPI 101+			
RPI	S	Opponent	Score	RPI	S	Opponent	Score	RPI	S	Opponent	Score	RPI	S	Opponent	Score	RPI	S	Opponent	Score
6	H	Maryland	68 70	42	H	St. John's (NY)	76 73	59	N	UCF	46 43	113	H	Liberty	76 53				
				43	A	Virginia	49 55	89	A	Villanova	56 52	133	H	Robert Morris	59 32				
												135	H	Northeastern	67 54				
												137	A	George Washington	69 50				
												151	H	Elon	61 48				
												153	H	William & Mary	84 70				
												174	A	Towson	75 76				
												222	A	Georgetown	66 59				
												244	A	Col. of Charleston	87 53				
												250	A	UNCW	66 58				
												259	H	Delaware St.	83 64				
												272	H	Longwood	93 53				
												302	H	Hofstra	92 50				
LAST 10 Division I																			
135	H	Northeastern	67 54	151	H	Elon	61 48												
302	H	Hofstra	92 50	153	H	William & Mary	84 70												
244	A	Col. of Charleston	87 53	133	H	Robert Morris	59 32												
250	A	UNCW	66 58	137	A	George Washington	69 50												
174	A	Towson	75 76	259	H	Delaware St.	83 64												

Non-Div I Games:

James Madison

■ Loss, 
 ■ Non-Conf, S Site, 
 ■ Home 
 ■ Away 
 N Neutral

Kansas

Through Games Of Jan. 30, 2020

Average RPI Win:	215	WON-LOST	WINNING	LAST 10	STRENGTH OF	OPP. STRENGTH	TEAM	ADJ.	CONF.	ADJ CONF.
Average RPI Loss:	49	RECORD	PCT. RANK	GAMES	SCHEDULE	OF SCHEDULE	RPI	RPI	RPI	RPI
DIV. I ONLY	12- 7	97	3-7	113	76	102	102	3	3	
DIV. I NON-CONF.	11- 0	1	2-0	308	187	59	59	4	4	
TOTALS	RPI 1-25	RPI 26-50	W-L RECORDS	RPI 51-100	RPI 101-150	RPI 150+				
12- 7	0- 2	0- 3	OVERALL	1- 1	1- 1	10- 0				
9- 3	0- 1	0- 1	HOME	0- 0	1- 1	8- 0				
2- 4	0- 1	0- 2	AWAY	1- 1	0- 0	1- 0				
1- 0	0- 0	0- 0	NEUTRAL	0- 0	0- 0	1- 0				
11- 0	0- 0	0- 0	NON-CONFERENCE	1- 0	1- 0	9- 0				
8- 0	0- 0	0- 0	HOME	0- 0	1- 0	7- 0				
2- 0	0- 0	0- 0	AWAY	1- 0	0- 0	1- 0				
1- 0	0- 0	0- 0	NEUTRAL	0- 0	0- 0	1- 0				
1- 7	0- 2	0- 3	CONFERENCE	0- 1	0- 1	1- 0				
1- 3	0- 1	0- 1	HOME	0- 0	0- 1	1- 0				
0- 4	0- 1	0- 2	AWAY	0- 1	0- 0	0- 0				
0- 0	0- 0	0- 0	NEUTRAL	0- 0	0- 0	0- 0				

RPI 1-25				RPI 26-50				RPI 51-100				RPI 101+ Team's RPI: 102			
RPI	S	Opponent	Score	RPI	S	Opponent	Score	RPI	S	Opponent	Score	RPI	S	Opponent	Score
8	H	Baylor	47 90	29	A	Texas	77 85	55	A	Iowa St.	67 89	145	H	Florida	76 66
21	A	TCU	59 73	38	H	West Virginia	49 68	100	A	Saint Louis	68 60	149	H	Kansas St.	61 69
				45	A	Oklahoma St.	49 67					154	H	Texas Tech	67 50
												160	N	Wright St.	74 63
												165	A	Fla. Atlantic	90 60
												168	H	Saint Mary's (CA)	86 81
												209	H	UMass Lowell	79 44
												273	H	Indiana St.	84 72
												286	H	Wofford	83 64
												290	H	Texas St.	68 48
												299	H	Omaha	63 48
												334	H	UIC	91 50
LAST 10 Division I															
149	H	Kansas St.	61 69	21	A	TCU	59 73								
55	A	Iowa St.	67 89	38	H	West Virginia	49 68								
29	A	Texas	77 85	45	A	Oklahoma St.	49 67								
154	H	Texas Tech	67 50	286	H	Wofford	83 64								
8	H	Baylor	47 90	100	A	Saint Louis	68 60								

Non-Div I Games:

Kansas

Loss, Non-Conf, S Site, H Home A Away N Neutral

Average RPI Win:	228	WON-LOST	WINNING	LAST 10	STRENGTH OF	OPP. STRENGTH	TEAM	ADJ.	CONF.	ADJ CONF.
Average RPI Loss:	65	RECORD	PCT. RANK	GAMES	SCHEDULE	OF SCHEDULE	RPI	RPI	RPI	RPI
DIV. I ONLY	9- 9	174	5-5	94	82	149	149	3	3	
DIV. I NON-CONF.	6- 5	151	2-1	236	198	207	207	4	4	
TOTALS	RPI 1-25	RPI 26-50	W-L RECORDS	RPI 51-100	RPI 101-150	RPI 150+				
9- 9	0- 1	1- 4	OVERALL	0- 2	1- 1	7- 1				
6- 4	0- 0	1- 3	HOME	0- 1	0- 0	5- 0				
3- 3	0- 1	0- 1	AWAY	0- 1	1- 0	2- 0				
0- 2	0- 0	0- 0	NEUTRAL	0- 0	0- 1	0- 1				
6- 5	0- 1	0- 1	NON-CONFERENCE	0- 1	0- 1	6- 1				
5- 1	0- 0	0- 0	HOME	0- 1	0- 0	5- 0				
1- 2	0- 1	0- 1	AWAY	0- 0	0- 0	1- 0				
0- 2	0- 0	0- 0	NEUTRAL	0- 0	0- 1	0- 1				
3- 4	0- 0	1- 3	CONFERENCE	0- 1	1- 0	1- 0				
1- 3	0- 0	1- 3	HOME	0- 0	0- 0	0- 0				
2- 1	0- 0	0- 0	AWAY	0- 1	1- 0	1- 0				
0- 0	0- 0	0- 0	NEUTRAL	0- 0	0- 0	0- 0				

RPI 1-25				RPI 26-50				RPI 51-100				RPI 101+ Team's RPI: 149			
RPI	S	Opponent	Score	RPI	S	Opponent	Score	RPI	S	Opponent	Score	RPI	S	Opponent	Score
1	A	Oregon	51 89	29	H	Texas	63 71	55	A	Iowa St.	59 73	101	N	Michigan St.	60 65
				38	H	West Virginia	63 74	99	H	UT Arlington	53 57	102	A	Kansas	69 61
				41	A	Arkansas	72 81					154	A	Texas Tech	76 72
				45	H	Oklahoma St.	63 70					180	N	Memphis	68 72
				47	H	Oklahoma	92 74					230	A	UMKC	74 67
												240	H	Oral Roberts	109 69
												299	H	Omaha	73 48
												317	H	UTRGV	79 66
												325	H	Incarnate Word	85 41
												334	H	UIC	84 40
LAST 10 Division I															
102	A	Kansas	69 61	154	A	Texas Tech	76 72								
47	H	Oklahoma	92 74	38	H	West Virginia	63 74								
55	A	Iowa St.	59 73	317	H	UTRGV	79 66								
29	H	Texas	63 71	1	A	Oregon	51 89								
45	H	Oklahoma St.	63 70	230	A	UMKC	74 67								

Non-Div I Games:

Kansas St.

# Kennesaw St.

Through Games Of Jan. 30, 2020

Average RPI Win:	261	WON-LOST	WINNING	LAST 10	STRENGTH OF	OPP. STRENGTH	TEAM	ADJ.	CONF.	ADJ CONF.
Average RPI Loss:	135	RECORD	PCT. RANK	GAMES	SCHEDULE	OF SCHEDULE	RPI	RPI	RPI	RPI
DIV. I ONLY	8- 9	202	4-6	258	187	216	216	16	16	
DIV. I NON-CONF.	5- 5	164	1-2	278	214	202	202	16	16	
TOTALS	RPI 1-25	RPI 26-50	W-L RECORDS	RPI 51-100	RPI 101-150	RPI 150+				
8- 9	0- 0	0- 1	OVERALL	0- 3	0- 2	8- 3				
3- 4	0- 0	0- 0	HOME	0- 2	0- 0	3- 2				
4- 5	0- 0	0- 1	AWAY	0- 1	0- 2	4- 1				
1- 0	0- 0	0- 0	NEUTRAL	0- 0	0- 0	1- 0				
5- 5	0- 0	0- 0	NON-CONFERENCE	0- 2	0- 2	5- 1				
2- 1	0- 0	0- 0	HOME	0- 1	0- 0	2- 0				
2- 4	0- 0	0- 0	AWAY	0- 1	0- 2	2- 1				
1- 0	0- 0	0- 0	NEUTRAL	0- 0	0- 0	1- 0				
3- 4	0- 0	0- 1	CONFERENCE	0- 1	0- 0	3- 2				
1- 3	0- 0	0- 0	HOME	0- 1	0- 0	1- 2				
2- 1	0- 0	0- 1	AWAY	0- 0	0- 0	2- 0				
0- 0	0- 0	0- 0	NEUTRAL	0- 0	0- 0	0- 0				

RPI S	Opponent	Score	RPI S	Opponent	Score	RPI S	Opponent	Score	RPI S	Opponent	Score	Team's RPI: 216
31	A FGCU	63 80	62	H Georgia Tech	47 63	109	A Duquesne	72 75				
			71	A Georgia	65 80	128	A Campbell	51 63				
			79	H North Florida	55 64	167	H Samford	60 55				
						170	H North Ala.	59 56				
						203	H Jacksonville	83 93				
						250	A UNCW	58 56				
						256	H Stetson	61 67				
						263	A Lipscomb	74 66				
						277	A Navy	62 82				
						285	A Ga. Southern	95 69				
						304	N UMBC	59 44				
						321	H Mercer	92 64				
						331	A NJIT	77 64				
LAST 10 Division I												
170	H North Ala.	59 56	79	H North Florida	55 64							
203	H Jacksonville	83 93	256	H Stetson	61 67							
31	A FGCU	63 80	109	A Duquesne	72 75							
331	A NJIT	77 64	62	H Georgia Tech	47 63							
263	A Lipscomb	74 66	304	N UMBC	59 44							

Non-Div I Games: Middle Ga. St. 88 49

Kennesaw St.

Loss, Non-Conf, S Site, H Home A Away N Neutral

Average RPI Win: <b>199</b>	WON-LOST	WINNING	LAST 10	STRENGTH OF	OPP. STRENGTH	TEAM	ADJ.	CONF.	ADJ CONF.
Average RPI Loss: <b>69</b>	RECORD	PCT. RANK	GAMES	SCHEDULE	OF SCHEDULE	RPI	RPI	RPI	RPI
DIV. I ONLY	10- 7	122	5-5	104	110	106	106	10	10
DIV. I NON-CONF.	6- 4	123	1-2	122	105	102	102	10	10
TOTALS	RPI 1-25	RPI 26-50	W-L RECORDS	RPI 51-100	RPI 101-150	RPI 150+			
10- 7	0- 0	0- 3	OVERALL	1- 3	3- 0	6- 1			
4- 3	0- 0	0- 1	HOME	1- 1	2- 0	1- 1			
4- 2	0- 0	0- 1	AWAY	0- 1	1- 0	3- 0			
2- 2	0- 0	0- 1	NEUTRAL	0- 1	0- 0	2- 0			
6- 4	0- 0	0- 3	NON-CONFERENCE	0- 1	2- 0	4- 0			
2- 1	0- 0	0- 1	HOME	0- 0	1- 0	1- 0			
2- 1	0- 0	0- 1	AWAY	0- 0	1- 0	1- 0			
2- 2	0- 0	0- 1	NEUTRAL	0- 1	0- 0	2- 0			
4- 3	0- 0	0- 0	CONFERENCE	1- 2	1- 0	2- 1			
2- 2	0- 0	0- 0	HOME	1- 1	1- 0	0- 1			
2- 1	0- 0	0- 0	AWAY	0- 1	0- 0	2- 0			
0- 0	0- 0	0- 0	NEUTRAL	0- 0	0- 0	0- 0			

RPI S	Opponent	Score	RPI S	Opponent	Score	RPI S	Opponent	Score	RPI S	Opponent	Score	Team's RPI: 106
26	A Purdue	64 77	26	A Purdue	64 77	64	N Troy	64 71	109	A Duquesne	77 75	
30	H Ohio St.	65 75	30	H Ohio St.	65 75	75	A Ball St.	62 66	133	H Robert Morris	82 81	
46	N Michigan	53 88	46	N Michigan	53 88	75	H Ball St.	69 68	144	H Western Mich.	75 63	
						77	H Buffalo	44 57	162	H Eastern Mich.	69 74	
									192	A Miami (OH)	78 75	
									204	A Northern Ill.	79 71	
									236	A Youngstown St.	82 73	
									285	N Ga. Southern	62 48	
									289	H St. Bonaventure	81 58	
									318	N Purdue Fort Wayne	75 67	
LAST 10 Division I												
75	H Ball St.	69 68	162	H Eastern Mich.	69 74							
77	H Buffalo	44 57	75	A Ball St.	62 66							
192	A Miami (OH)	78 75	64	N Troy	64 71							
204	A Northern Ill.	79 71	285	N Ga. Southern	62 48							
144	H Western Mich.	75 63	26	A Purdue	64 77							

Non-Div I Games: Hiram

92 36

Kent St.

## Kentucky

Through Games Of Jan. 30, 2020

Average RPI Win:	149	WON-LOST	WINNING	LAST 10	STRENGTH OF	OPP. STRENGTH	TEAM	ADJ.	CONF.	ADJ CONF.
Average RPI Loss:	10	RECORD	PCT. RANK	GAMES	SCHEDULE	OF SCHEDULE	RPI	RPI	RPI	RPI
DIV. I ONLY	17- 3	21	7-3	67	23	22	22	4	4	
DIV. I NON-CONF.	11- 1	13	1-1	172	58	46	46	5	5	
TOTALS	RPI 1-25	RPI 26-50	W-L RECORDS	RPI 51-100	RPI 101-150	RPI 150+				
17- 3	1- 3	3- 0	OVERALL	2- 0	4- 0	7- 0				
11- 1	1- 1	1- 0	HOME	1- 0	1- 0	7- 0				
6- 2	0- 2	2- 0	AWAY	1- 0	3- 0	0- 0				
0- 0	0- 0	0- 0	NEUTRAL	0- 0	0- 0	0- 0				
11- 1	0- 1	2- 0	NON-CONFERENCE	1- 0	1- 0	7- 0				
8- 1	0- 1	0- 0	HOME	1- 0	0- 0	7- 0				
3- 0	0- 0	2- 0	AWAY	0- 0	1- 0	0- 0				
0- 0	0- 0	0- 0	NEUTRAL	0- 0	0- 0	0- 0				
6- 2	1- 2	1- 0	CONFERENCE	1- 0	3- 0	0- 0				
3- 0	1- 0	1- 0	HOME	0- 0	1- 0	0- 0				
3- 2	0- 2	0- 0	AWAY	1- 0	2- 0	0- 0				
0- 0	0- 0	0- 0	NEUTRAL	0- 0	0- 0	0- 0				

RPI 1-25				RPI 26-50				RPI 51-100				RPI 101+			
RPI	S	Opponent	Score	RPI	S	Opponent	Score	RPI	S	Opponent	Score	RPI	S	Opponent	Score
2	A	South Carolina	72 99	43	A	Virginia	50 47	67	A	Alabama	81 71	124	A	California	63 61
3	H	Louisville	66 67	49	H	Tennessee	80 76	68	H	Charlotte	86 39	131	H	Auburn	68 61
17	H	Texas A&M	76 54	50	A	Middle Tenn.	67 52					145	A	Florida	65 45
24	A	LSU	59 65									148	A	Missouri	62 47
												167	H	Samford	79 49
												176	H	Austin Peay	81 52
												241	H	Mt. St. Mary's	67 44
												253	H	Morehead St.	79 54
												256	H	Stetson	67 48
												258	H	Winthrop	91 36
												337	H	Grambling	81 35
LAST 10 Division I															
148	A	Missouri	62 47	67	A	Alabama	81 71								
131	H	Auburn	68 61	49	H	Tennessee	80 76								
24	A	LSU	59 65	2	A	South Carolina	72 99								
17	H	Texas A&M	76 54	124	A	California	63 61								
145	A	Florida	65 45	3	H	Louisville	66 67								

Non-Div I Games:

Kentucky

■ Loss, 
 ■ Non-Conf, S Site, 
 ■ Home 
 ■ Away 
 N Neutral

Average RPI Win:	307	WON-LOST	WINNING	LAST 10	STRENGTH OF	OPP. STRENGTH	TEAM	ADJ.	CONF.	ADJ CONF.
Average RPI Loss:	238	RECORD	PCT. RANK	GAMES	SCHEDULE	OF SCHEDULE	RPI	RPI	RPI	RPI
DIV. I ONLY	4- 15	307	3-7	328	350	348	348	29	29	
DIV. I NON-CONF.	1- 10	329	0-2	270	346	343	343	29	29	
TOTALS	RPI 1-25	RPI 26-50	W-L RECORDS	RPI 51-100	RPI 101-150	RPI 150+				
4- 15	0- 0	0- 0	OVERALL	0- 1	0- 1	4- 13				
4- 7	0- 0	0- 0	HOME	0- 1	0- 1	4- 5				
0- 8	0- 0	0- 0	AWAY	0- 0	0- 0	0- 8				
0- 0	0- 0	0- 0	NEUTRAL	0- 0	0- 0	0- 0				
1- 10	0- 0	0- 0	NON-CONFERENCE	0- 1	0- 0	1- 9				
1- 6	0- 0	0- 0	HOME	0- 1	0- 0	1- 5				
0- 4	0- 0	0- 0	AWAY	0- 0	0- 0	0- 4				
0- 0	0- 0	0- 0	NEUTRAL	0- 0	0- 0	0- 0				
3- 5	0- 0	0- 0	CONFERENCE	0- 0	0- 1	3- 4				
3- 1	0- 0	0- 0	HOME	0- 0	0- 1	3- 0				
0- 4	0- 0	0- 0	AWAY	0- 0	0- 0	0- 4				
0- 0	0- 0	0- 0	NEUTRAL	0- 0	0- 0	0- 0				

RPI 1-25				RPI 26-50				RPI 51-100				RPI 101+				Team's RPI: 348	
RPI	S	Opponent	Score	RPI	S	Opponent	Score	RPI	S	Opponent	Score	RPI	S	Opponent	Score		
								83	H	Stony Brook	49	80	133	H	Robert Morris	59	70
												179	A	Rhode Island	56	79	
												183	A	Lafayette	60	65	
												194	H	Cleveland St.	49	79	
												205	H	Fairfield	51	53	
												209	A	UMass Lowell	56	65	
												241	A	Mt. St. Mary's	57	75	
												248	H	Saint Francis (PA)	71	53	
												275	A	Wagner	61	63	
												288	A	Army West Point	60	67	
												296	H	Vermont	62	73	
												302	H	Hofstra	85	46	
												309	A	Bryant	53	57	
												310	A	St. Francis Brooklyn	63	88	
												323	H	N.C. Central	59	61	
												332	H	Fairleigh Dickinson	68	63	
												336	H	Saint Peter's	74	89	
												344	H	Central Conn. St.	63	61	
LAST 10 Division I																	
				248	H	Saint Francis (PA)	71	53				332	H	Fairleigh Dickinson	68	63	
				133	H	Robert Morris	59	70				310	A	St. Francis Brooklyn	63	88	
				275	A	Wagner	61	63				241	A	Mt. St. Mary's	57	75	
				309	A	Bryant	53	57				323	H	N.C. Central	59	61	
				344	H	Central Conn. St.	63	61				296	H	Vermont	62	73	

Non-Div I Games:

LIU Brooklyn

■ Loss, 
 ■ Non-Conf, 
 S Site, 
 ■ Home 
 ■ Away 
 N Neutral



Average RPI Win: <b>211</b>	WON-LOST	WINNING	LAST 10	STRENGTH OF	OPP. STRENGTH	TEAM	ADJ.	CONF.	ADJ CONF.
Average RPI Loss: <b>143</b>	RECORD	PCT. RANK	GAMES	SCHEDULE	OF SCHEDULE	RPI	RPI	RPI	RPI
DIV. I ONLY	6- 16	290	3-7	153	124	260	260	11	11
DIV. I NON-CONF.	3- 9	279	0	201	202	278	278	11	11
TOTALS	RPI 1-25	RPI 26-50	W-L RECORDS	RPI 51-100	RPI 101-150	RPI 150+			
6- 16	0- 2	0- 1	OVERALL	0- 2	0- 4	6- 7			
3- 7	0- 0	0- 1	HOME	0- 1	0- 1	3- 4			
3- 7	0- 2	0- 0	AWAY	0- 0	0- 2	3- 3			
0- 2	0- 0	0- 0	NEUTRAL	0- 1	0- 1	0- 0			
3- 9	0- 1	0- 1	NON-CONFERENCE	0- 1	0- 1	3- 5			
1- 4	0- 0	0- 1	HOME	0- 0	0- 0	1- 3			
2- 3	0- 1	0- 0	AWAY	0- 0	0- 0	2- 2			
0- 2	0- 0	0- 0	NEUTRAL	0- 1	0- 1	0- 0			
3- 7	0- 1	0- 0	CONFERENCE	0- 1	0- 3	3- 2			
2- 3	0- 0	0- 0	HOME	0- 1	0- 1	2- 1			
1- 4	0- 1	0- 0	AWAY	0- 0	0- 2	1- 1			
0- 0	0- 0	0- 0	NEUTRAL	0- 0	0- 0	0- 0			

RPI 1-25				RPI 26-50				RPI 51-100				RPI 101+ Team's RPI: 260			
RPI	S	Opponent	Score	RPI	S	Opponent	Score	RPI	S	Opponent	Score	RPI	S	Opponent	Score
5	A	UCLA	52 <b>74</b>	39	H	Yale	65 <b>81</b>	69	H	BYU	44 <b>59</b>	117	A	Pacific	67 <b>76</b>
10	A	Gonzaga	52 <b>78</b>					75	N	Ball St.	72 <b>77</b>	129	H	San Diego	59 <b>67</b>
												140	A	Portland	49 <b>74</b>
												141	N	Providence	45 <b>48</b>
												161	H	Santa Clara	75 59
												168	A	Saint Mary's (CA)	70 <b>86</b>
												168	H	Saint Mary's (CA)	61 <b>70</b>
												190	H	Hawaii	65 51
												196	A	New Mexico	73 72
												222	H	Georgetown	53 <b>64</b>
												224	A	Tulsa	56 <b>75</b>
												228	A	Pepperdine	84 77
												234	H	San Francisco	76 69
												235	H	Cal St. Fullerton	74 <b>79</b>
												252	H	CSUN	54 <b>56</b>
												257	A	Long Beach St.	70 57
												301	A	UC Irvine	65 <b>80</b>
LAST 10 Division I															
168	H	Saint Mary's (CA)	61 <b>70</b>	234	H	San Francisco	76 69								
10	A	Gonzaga	52 <b>78</b>	168	A	Saint Mary's (CA)	70 <b>86</b>								
140	A	Portland	49 <b>74</b>	117	A	Pacific	67 <b>76</b>								
228	A	Pepperdine	84 77	129	H	San Diego	59 <b>67</b>								
161	H	Santa Clara	75 59	69	H	BYU	44 <b>59</b>								

Non-Div I Games: Cal St. San B'dino 94 46

LMU (CA)

■ Loss, 
 ■ Non-Conf, 
 ■ S Site, 
 ■ Home 
 ■ Away 
 N Neutral

Average RPI Win: 148		WON-LOST	WINNING	LAST 10	STRENGTH OF	OPP. STRENGTH	TEAM	ADJ.	CONF.	ADJ CONF.
Average RPI Loss: 56		RECORD	PCT. RANK	GAMES	SCHEDULE	OF SCHEDULE	RPI	RPI	RPI	RPI
DIV. I ONLY		15- 5	42	7-3	41	55	24	24	4	4
DIV. I NON-CONF.		10- 2	30	2-0	99	93	34	34	5	5
TOTALS		RPI 1-25	RPI 26-50		W-L RECORDS		RPI 51-100	RPI 101-150	RPI 150+	
15- 5	2- 2	2- 2		OVERALL		1- 0	3- 1	7- 0		
8- 1	1- 1	1- 0		HOME		1- 0	0- 0	5- 0		
5- 4	1- 1	1- 2		AWAY		0- 0	2- 1	1- 0		
2- 0	0- 0	0- 0		NEUTRAL		0- 0	1- 0	1- 0		
10- 2	0- 1	2- 1		NON-CONFERENCE		0- 0	2- 0	6- 0		
5- 1	0- 1	1- 0		HOME		0- 0	0- 0	4- 0		
3- 1	0- 0	1- 1		AWAY		0- 0	1- 0	1- 0		
2- 0	0- 0	0- 0		NEUTRAL		0- 0	1- 0	1- 0		
5- 3	2- 1	0- 1		CONFERENCE		1- 0	1- 1	1- 0		
3- 0	1- 0	0- 0		HOME		1- 0	0- 0	1- 0		
2- 3	1- 1	0- 1		AWAY		0- 0	1- 1	0- 0		
0- 0	0- 0	0- 0		NEUTRAL		0- 0	0- 0	0- 0		

RPI 1-25				Team's RPI: 24		RPI 26-50				RPI 51-100				RPI 101+																	
RPI	S	Opponent	Score	RPI	S	Opponent	Score	RPI	S	Opponent	Score	RPI	S	Opponent	Score																
15	A	Mississippi St.	60 64	31	A	FGCU	74 63	67	H	Alabama	71 60	101	N	Michigan St.	58 56																
17	A	Texas A&M	57 54	39	H	Rutgers	64 58					120	A	Tulane	59 54																
22	H	Kentucky	65 59	47	A	Oklahoma	68 90					145	A	Florida	77 68																
23	H	Florida St.	62 70	49	A	Tennessee	58 63					148	A	Missouri	65 69																
LAST 10 Division I																															
145	A	Florida	77 68	17	A	Texas A&M	57 54																								
49	A	Tennessee	58 63	148	A	Missouri	65 69																								
22	H	Kentucky	65 59	67	H	Alabama	71 60																								
15	A	Mississippi St.	60 64	350	H	Florida A&M	73 45																								
269	H	Ole Miss	52 44	31	A	FGCU	74 63																								

Non-Div I Games:

LSU

■ Loss, 
■ Non-Conf, 
■ S Site, 
■ H Home 
■ A Away 
N Neutral

Average RPI Win:	234	WON-LOST	WINNING	LAST 10	STRENGTH OF	OPP. STRENGTH	TEAM	ADJ.	CONF.	ADJ CONF.
Average RPI Loss:	114	RECORD	PCT. RANK	GAMES	SCHEDULE	OF SCHEDULE	RPI	RPI	RPI	RPI
DIV. I ONLY	9- 12	218	3-7	136	179	198	198	12	12	
DIV. I NON-CONF.	6- 7	182	0-2	115	269	166	166	12	12	
TOTALS	RPI 1-25	RPI 26-50	W-L RECORDS	RPI 51-100	RPI 101-150	RPI 150+				
9- 12	0- 0	0- 0	OVERALL	0- 6	1- 5	8- 1				
5- 6	0- 0	0- 0	HOME	0- 4	1- 2	4- 0				
3- 6	0- 0	0- 0	AWAY	0- 2	0- 3	3- 1				
1- 0	0- 0	0- 0	NEUTRAL	0- 0	0- 0	1- 0				
6- 7	0- 0	0- 0	NON-CONFERENCE	0- 4	1- 2	5- 1				
2- 4	0- 0	0- 0	HOME	0- 2	1- 2	1- 0				
3- 3	0- 0	0- 0	AWAY	0- 2	0- 0	3- 1				
1- 0	0- 0	0- 0	NEUTRAL	0- 0	0- 0	1- 0				
3- 5	0- 0	0- 0	CONFERENCE	0- 2	0- 3	3- 0				
3- 2	0- 0	0- 0	HOME	0- 2	0- 0	3- 0				
0- 3	0- 0	0- 0	AWAY	0- 0	0- 3	0- 0				
0- 0	0- 0	0- 0	NEUTRAL	0- 0	0- 0	0- 0				

RPI 1-25				RPI 26-50				RPI 51-100				RPI 101+				Team's RPI: 198	
RPI	S	Opponent	Score	RPI	S	Opponent	Score	RPI	S	Opponent	Score	RPI	S	Opponent	Score		
								51	H	Temple	69	72	109	A	Duquesne	56	82
								70	A	Drexel	31	69	114	H	Penn	49	65
								84	H	Dayton	58	98	118	A	Richmond	61	63
								85	A	Rider	43	70	133	H	Robert Morris	68	71
								89	H	Villanova	69	77	139	A	Massachusetts	62	76
								100	H	Saint Louis	61	77	142	H	Harvard	75	69
													184	A	Norfolk St.	55	52
													187	A	Penn St.	69	67
													199	H	Saint Joseph's	67	59
													220	H	George Mason	77	65
													239	A	Howard	78	62
													277	A	Navy	46	61
													289	H	St. Bonaventure	67	61
													304	N	UMBC	74	58
													342	H	Coppin St.	79	46
LAST 10 Division I																	
				220	H	George Mason	77	65	109	A	Duquesne	56	82				
				199	H	Saint Joseph's	67	59	100	H	Saint Louis	61	77				
				118	A	Richmond	61	63	84	H	Dayton	58	98				
				289	H	St. Bonaventure	67	61	51	H	Temple	69	72				
				139	A	Massachusetts	62	76	89	H	Villanova	69	77				

Non-Div I Games:

La Salle

■ Loss, 
 ■ Non-Conf, 
 ■ S Site, 
 ■ H Home 
 ■ A Away 
 N Neutral

## La.-Monroe

Through Games Of Jan. 30, 2020

Average RPI Win:	327	WON-LOST	WINNING	LAST 10	STRENGTH OF	OPP. STRENGTH	TEAM	ADJ.	CONF.	ADJ CONF.
Average RPI Loss:	222	RECORD	PCT. RANK	GAMES	SCHEDULE	OF SCHEDULE	RPI	RPI	RPI	RPI
DIV. I ONLY	3- 16	325	2-8	341	324	346	346	22	22	
DIV. I NON-CONF.	2- 9	304	1-1	345	341	351	351	21	21	
TOTALS	RPI 1-25	RPI 26-50	W-L RECORDS	RPI 51-100	RPI 101-150	RPI 150+				
3- 16	0- 0	0- 0	OVERALL	0- 2	0- 1	3- 13				
2- 5	0- 0	0- 0	HOME	0- 1	0- 0	2- 4				
1- 11	0- 0	0- 0	AWAY	0- 1	0- 1	1- 9				
0- 0	0- 0	0- 0	NEUTRAL	0- 0	0- 0	0- 0				
2- 9	0- 0	0- 0	NON-CONFERENCE	0- 0	0- 0	2- 9				
2- 3	0- 0	0- 0	HOME	0- 0	0- 0	2- 3				
0- 6	0- 0	0- 0	AWAY	0- 0	0- 0	0- 6				
0- 0	0- 0	0- 0	NEUTRAL	0- 0	0- 0	0- 0				
1- 7	0- 0	0- 0	CONFERENCE	0- 2	0- 1	1- 4				
0- 2	0- 0	0- 0	HOME	0- 1	0- 0	0- 1				
1- 5	0- 0	0- 0	AWAY	0- 1	0- 1	1- 3				
0- 0	0- 0	0- 0	NEUTRAL	0- 0	0- 0	0- 0				

RPI 1-25				RPI 26-50				RPI 51-100				RPI 101+				Team's RPI: 346	
RPI	S	Opponent	Score	RPI	S	Opponent	Score	RPI	S	Opponent	Score	RPI	S	Opponent	Score		
								64	H	Troy	65	72	134	A	Louisiana	55	68
								99	A	UT Arlington	34	72	154	A	Texas Tech	38	83
												155	A	Tennessee Tech	68	75	
												191	H	Southern Miss.	42	57	
												201	H	Little Rock	50	70	
												232	H	Southeastern La.	52	65	
												237	A	North Texas	51	63	
												262	A	South Alabama	63	72	
												269	A	Ole Miss	42	66	
												285	A	Ga. Southern	47	64	
												290	A	Texas St.	58	55	
												294	A	Nicholls St.	59	74	
												314	H	Houston Baptist	65	72	
												328	A	McNeese	69	72	
												330	A	Georgia St.	52	68	
												339	H	Northwestern St.	63	54	
												351	H	Mississippi Val.	74	66	
LAST 10 Division I																	
				134	A	Louisiana	55	68	64	H	Troy	65	72				
				201	H	Little Rock	50	70	330	A	Georgia St.	52	68				
				99	A	UT Arlington	34	72	285	A	Ga. Southern	47	64				
				290	A	Texas St.	58	55	351	H	Mississippi Val.	74	66				
				262	A	South Alabama	63	72	154	A	Texas Tech	38	83				

Non-Div I Games:

La.-Monroe

■ Loss, 
 ■ Non-Conf, 
 ■ S Site, 
 ■ H Home 
 ■ A Away 
 N Neutral

Average RPI Win:	248	WON-LOST	WINNING	LAST 10	STRENGTH OF	OPP. STRENGTH	TEAM	ADJ.	CONF.	ADJ CONF.
Average RPI Loss:	143	RECORD	PCT. RANK	GAMES	SCHEDULE	OF SCHEDULE	RPI	RPI	RPI	RPI
DIV. I ONLY	10- 9	164	6-4	185	296	183	183	15	15	
DIV. I NON-CONF.	4- 6	212	0-1	265	338	285	285	15	15	
TOTALS	RPI 1-25	RPI 26-50	W-L RECORDS	RPI 51-100	RPI 101-150	RPI 150+				
10- 9	0- 0	0- 1	OVERALL	1- 3	1- 2	8- 3				
8- 2	0- 0	0- 0	HOME	1- 0	1- 1	6- 1				
2- 7	0- 0	0- 1	AWAY	0- 3	0- 1	2- 2				
0- 0	0- 0	0- 0	NEUTRAL	0- 0	0- 0	0- 0				
4- 6	0- 0	0- 1	NON-CONFERENCE	0- 1	0- 1	4- 3				
3- 2	0- 0	0- 0	HOME	0- 0	0- 1	3- 1				
1- 4	0- 0	0- 1	AWAY	0- 1	0- 0	1- 2				
0- 0	0- 0	0- 0	NEUTRAL	0- 0	0- 0	0- 0				
6- 3	0- 0	0- 0	CONFERENCE	1- 2	1- 1	4- 0				
5- 0	0- 0	0- 0	HOME	1- 0	1- 0	3- 0				
1- 3	0- 0	0- 0	AWAY	0- 2	0- 1	1- 0				
0- 0	0- 0	0- 0	NEUTRAL	0- 0	0- 0	0- 0				

RPI 1-25				RPI 26-50				RPI 51-100				RPI 101+				Team's RPI: 183
RPI	S	Opponent	Score	RPI	S	Opponent	Score	RPI	S	Opponent	Score	RPI	S	Opponent	Score	
				42	A	St. John's (NY)	44 76	66	A	Bucknell	36 50	109	H	Duquesne	65 73	
								76	A	Seton Hall	50 74	115	A	Holy Cross	56 57	
								93	A	Colgate	52 73	143	H	Lehigh	61 53	
								93	H	Colgate	55 39	188	A	Binghamton	64 74	
												189	H	Boston U.	59 57	
												214	H	Manhattan	60 53	
												277	H	Navy	79 52	
												284	H	Loyola Maryland	55 52	
												288	A	Army West Point	57 52	
												291	A	Monmouth	44 52	
												304	H	UMBC	58 65	
												307	A	Albany (NY)	54 47	
												332	H	Fairleigh Dickinson	61 29	
												348	H	LIU Brooklyn	65 60	
LAST 10 Division I																
				93	H	Colgate	55 39	284	H	Loyola Maryland	55 52					
				143	H	Lehigh	61 53	115	A	Holy Cross	56 57					
				288	A	Army West Point	57 52	66	A	Bucknell	36 50					
				277	H	Navy	79 52	189	H	Boston U.	59 57					
				93	A	Colgate	52 73	304	H	UMBC	58 65					

Non-Div I Games:

Lafayette

Lamar University

Through Games Of Jan. 30, 2020

Average RPI Win:	262	WON-LOST	WINNING	LAST 10	STRENGTH OF	OPP. STRENGTH	TEAM	ADJ.	CONF.	ADJ CONF.
Average RPI Loss:	136	RECORD	PCT. RANK	GAMES	SCHEDULE	OF SCHEDULE	RPI	RPI	RPI	RPI
DIV. I ONLY	6- 11	253	4-6	114	283	215	215	23	23	
DIV. I NON-CONF.	2- 5	259	0	18	156	143	143	20	20	
TOTALS	RPI 1-25	RPI 26-50	W-L RECORDS	RPI 51-100	RPI 101-150	RPI 150+				
6- 11	0- 2	0- 1	OVERALL	1- 1	0- 3	5- 4				
3- 4	0- 0	0- 0	HOME	0- 0	0- 2	3- 2				
2- 7	0- 2	0- 1	AWAY	0- 1	0- 1	2- 2				
1- 0	0- 0	0- 0	NEUTRAL	1- 0	0- 0	0- 0				
2- 5	0- 2	0- 1	NON-CONFERENCE	1- 0	0- 1	1- 1				
1- 1	0- 0	0- 0	HOME	0- 0	0- 1	1- 0				
0- 4	0- 2	0- 1	AWAY	0- 0	0- 0	0- 1				
1- 0	0- 0	0- 0	NEUTRAL	1- 0	0- 0	0- 0				
4- 6	0- 0	0- 0	CONFERENCE	0- 1	0- 2	4- 3				
2- 3	0- 0	0- 0	HOME	0- 0	0- 1	2- 2				
2- 3	0- 0	0- 0	AWAY	0- 1	0- 1	2- 1				
0- 0	0- 0	0- 0	NEUTRAL	0- 0	0- 0	0- 0				

RPI 1-25				RPI 26-50				RPI 51-100				RPI 101+ Team's RPI: 215			
RPI	S	Opponent	Score	RPI	S	Opponent	Score	RPI	S	Opponent	Score	RPI	S	Opponent	Score
8	A	Baylor	28 90	45	A	Oklahoma St.	53 74	87	A	Abilene Christian	72 78	111	H	SFA	53 54
18	A	NC State	40 81					95	N	Idaho	47 44	126	A	A&M-Corpus Christi	39 49
												134	H	Louisiana	63 74
												152	H	New Orleans	57 62
												159	A	Sam Houston St.	47 68
												232	A	Southeastern La.	65 57
												294	A	Nicholls St.	84 78
												297	H	Denver	71 59
												314	H	Houston Baptist	60 53
												325	H	Incarinate Word	48 67
												333	A	Cal Poly	56 57
												339	H	Northwestern St.	61 58
LAST 10 Division I															
111	H	SFA	53 54	294	A	Nicholls St.	84 78								
325	H	Incarinate Word	48 67	87	A	Abilene Christian	72 78								
126	A	A&M-Corpus Christi	39 49	152	H	New Orleans	57 62								
159	A	Sam Houston St.	47 68	339	H	Northwestern St.	61 58								
314	H	Houston Baptist	60 53	232	A	Southeastern La.	65 57								

Non-Div I Games: Howard Payne 96 36 LeTourneau 90 38

Lamar University

Loss, Non-Conf, S Site, H Home A Away N Neutral

Average RPI Win: <b>230</b>	WON-LOST	WINNING	LAST 10	STRENGTH OF	OPP. STRENGTH	TEAM	ADJ.	CONF.	ADJ CONF.
Average RPI Loss: <b>114</b>	RECORD	PCT. RANK	GAMES	SCHEDULE	OF SCHEDULE	RPI	RPI	RPI	RPI
DIV. I ONLY	12- 7	97	6-4	222	174	143	143	15	15
DIV. I NON-CONF.	7- 3	80	1-0	217	210	98	98	15	15
<hr/>									
TOTALS	RPI 1-25	RPI 26-50	W-L RECORDS	RPI 51-100	RPI 101-150	RPI 150+			
12- 7	0- 0	0- 0	OVERALL	1- 3	1- 2	10- 2			
5- 3	0- 0	0- 0	HOME	1- 1	1- 1	3- 1			
7- 2	0- 0	0- 0	AWAY	0- 1	0- 0	7- 1			
0- 2	0- 0	0- 0	NEUTRAL	0- 1	0- 1	0- 0			
7- 3	0- 0	0- 0	NON-CONFERENCE	1- 2	1- 1	5- 0			
3- 0	0- 0	0- 0	HOME	1- 0	1- 0	1- 0			
4- 1	0- 0	0- 0	AWAY	0- 1	0- 0	4- 0			
0- 2	0- 0	0- 0	NEUTRAL	0- 1	0- 1	0- 0			
5- 4	0- 0	0- 0	CONFERENCE	0- 1	0- 1	5- 2			
2- 3	0- 0	0- 0	HOME	0- 1	0- 1	2- 1			
3- 1	0- 0	0- 0	AWAY	0- 0	0- 0	3- 1			
0- 0	0- 0	0- 0	NEUTRAL	0- 0	0- 0	0- 0			

RPI 1-25				RPI 26-50				RPI 51-100				RPI 101+ Team's RPI: 143			
RPI	S	Opponent	Score	RPI	S	Opponent	Score	RPI	S	Opponent	Score	RPI	S	Opponent	Score
								63	A	Minnesota	49 77	115	H	Holy Cross	57 74
								66	H	Bucknell	50 71	122	N	Fordham	57 59
								75	N	Ball St.	52 54	137	H	George Washington	59 53
								76	H	Seton Hall	75 68	169	A	Merrimack	72 68
												173	A	American	64 63
												173	H	American	56 64
												183	A	Lafayette	53 61
												189	H	Boston U.	51 34
												241	A	Mt. St. Mary's	66 65
												259	A	Delaware St.	68 38
												277	A	Navy	60 53
												277	H	Navy	70 40
												284	A	Loyola Maryland	55 53
												336	A	Saint Peter's	80 71
												344	H	Central Conn. St.	70 51
LAST 10 Division I															
				173	H	American	56 64	173	A	American	64 63				
				183	A	Lafayette	53 61	189	H	Boston U.	51 34				
				115	H	Holy Cross	57 74	284	A	Loyola Maryland	55 53				
				66	H	Bucknell	50 71	277	H	Navy	70 40				
				277	A	Navy	60 53	336	A	Saint Peter's	80 71				

Non-Div I Games: Bloomsburg 91 43

Lehigh

Liberty

Through Games Of Jan. 30, 2020

Average RPI Win: 220	WON-LOST	WINNING	LAST 10	STRENGTH OF	OPP. STRENGTH	TEAM	ADJ.	CONF.	ADJ CONF.
Average RPI Loss: 108	RECORD	PCT. RANK	GAMES	SCHEDULE	OF SCHEDULE	RPI	RPI	RPI	RPI
DIV. I ONLY	11- 9	148	7-3	102	162	113	113	16	16
DIV. I NON-CONF.	7- 6	161	3-0	79	181	100	100	16	16
TOTALS	RPI 1-25	RPI 26-50	W-L RECORDS	RPI 51-100	RPI 101-150	RPI 150+			
11- 9	0- 1	0- 3	OVERALL	1- 1	0- 1	10- 3			
3- 4	0- 0	0- 0	HOME	0- 0	0- 1	3- 3			
6- 4	0- 0	0- 3	AWAY	0- 1	0- 0	6- 0			
2- 1	0- 1	0- 0	NEUTRAL	1- 0	0- 0	1- 0			
7- 6	0- 1	0- 2	NON-CONFERENCE	1- 0	0- 1	6- 2			
1- 3	0- 0	0- 0	HOME	0- 0	0- 1	1- 2			
4- 2	0- 0	0- 2	AWAY	0- 0	0- 0	4- 0			
2- 1	0- 1	0- 0	NEUTRAL	1- 0	0- 0	1- 0			
4- 3	0- 0	0- 1	CONFERENCE	0- 1	0- 0	4- 1			
2- 1	0- 0	0- 0	HOME	0- 0	0- 0	2- 1			
2- 2	0- 0	0- 1	AWAY	0- 1	0- 0	2- 0			
0- 0	0- 0	0- 0	NEUTRAL	0- 0	0- 0	0- 0			

RPI 1-25				RPI 26-50				RPI 51-100				RPI 101+				Team's RPI: 113	
RPI	S	Opponent	Score	RPI	S	Opponent	Score	RPI	S	Opponent	Score	RPI	S	Opponent	Score		
11	N	Oregon St.	55 68	31	A	FGCU	57 64	57	N	Bradley	75 63	131	H	UNC Greensboro	53 58		
				34	A	Virginia Tech	69 73	79	A	North Florida	50 65	170	H	North Ala.	71 76		
				44	A	James Madison	53 76					181	A	Hampton	83 59		
												184	A	Norfolk St.	67 48		
												192	N	Miami (OH)	65 53		
												203	H	Jacksonville	85 76		
												230	A	UMKC	68 44		
												231	H	Chattanooga	54 71		
												243	H	ETSU	62 63		
												248	A	Saint Francis (PA)	71 52		
												256	A	Stetson	57 48		
												263	H	Lipscomb	64 60		
												271	H	East Carolina	81 66		
												331	A	NJIT	67 53		
LAST 10 Division I																	
				79	A	North Florida	50 65	31	A	FGCU	57 64						
				256	A	Stetson	57 48	331	A	NJIT	67 53						
				263	H	Lipscomb	64 60	230	A	UMKC	68 44						
				170	H	North Ala.	71 76	57	N	Bradley	75 63						
				203	H	Jacksonville	85 76	248	A	Saint Francis (PA)	71 52						

Non-Div I Games:

Liberty

Loss, Non-Conf, S Site, H Home A Away N Neutral



Average RPI Win:	289	WON-LOST	WINNING	LAST 10	STRENGTH OF	OPP. STRENGTH	TEAM	ADJ.	CONF.	ADJ CONF.
Average RPI Loss:	135	RECORD	PCT. RANK	GAMES	SCHEDULE	OF SCHEDULE	RPI	RPI	RPI	RPI
DIV. I ONLY	4- 16	311	2-8	92	261	263	263	16	16	
DIV. I NON-CONF.	2- 10	313	0-2	78	305	261	261	16	16	
TOTALS	RPI 1-25	RPI 26-50	W-L RECORDS	RPI 51-100	RPI 101-150	RPI 150+				
4- 16	0- 0	0- 2	OVERALL	0- 6	0- 1	4- 7				
1- 7	0- 0	0- 0	HOME	0- 2	0- 0	1- 5				
3- 7	0- 0	0- 2	AWAY	0- 2	0- 1	3- 2				
0- 2	0- 0	0- 0	NEUTRAL	0- 2	0- 0	0- 0				
2- 10	0- 0	0- 1	NON-CONFERENCE	0- 5	0- 0	2- 4				
1- 3	0- 0	0- 0	HOME	0- 1	0- 0	1- 2				
1- 5	0- 0	0- 1	AWAY	0- 2	0- 0	1- 2				
0- 2	0- 0	0- 0	NEUTRAL	0- 2	0- 0	0- 0				
2- 6	0- 0	0- 1	CONFERENCE	0- 1	0- 1	2- 3				
0- 4	0- 0	0- 0	HOME	0- 1	0- 0	0- 3				
2- 2	0- 0	0- 1	AWAY	0- 0	0- 1	2- 0				
0- 0	0- 0	0- 0	NEUTRAL	0- 0	0- 0	0- 0				

RPI 1-25				RPI 26-50				RPI 51-100				RPI 101+				Team's RPI: 263	
RPI	S	Opponent	Score	RPI	S	Opponent	Score	RPI	S	Opponent	Score	RPI	S	Opponent	Score		
				31	A	FGCU	56 82	54	H	Belmont	68 69	113	A	Liberty	60 64		
				50	A	Middle Tenn.	49 70	73	A	UT Martin	67 83	155	A	Tennessee Tech	58 78		
								79	H	North Florida	60 68	170	H	North Ala.	72 84		
								80	N	Marist	63 74	203	H	Jacksonville	64 73		
								84	A	Dayton	60 82	207	H	Murray St.	57 67		
								85	N	Rider	76 81	216	H	Kennesaw St.	66 74		
												226	H	Northern Ky.	71 69		
												249	H	Eastern Ill.	56 66		
												256	A	Stetson	65 59		
												313	A	Jacksonville St.	63 65		
												331	A	NJIT	65 57		
												343	A	Tennessee St.	74 64		
LAST 10 Division I																	
				203	H	Jacksonville	64 73	170	H	North Ala.	72 84						
				79	H	North Florida	60 68	256	A	Stetson	65 59						
				331	A	NJIT	65 57	31	A	FGCU	56 82						
				113	A	Liberty	60 64	155	A	Tennessee Tech	58 78						
				216	H	Kennesaw St.	66 74	73	A	UT Martin	67 83						

Non-Div I Games: Queens (NC) 86 45

Lipscomb

■ Loss, 
 ■ Non-Conf, 
 ■ S Site, 
 ■ H Home 
 ■ A Away 
 N Neutral

Little Rock

Through Games Of Jan. 30, 2020

Average RPI Win:	273	WON-LOST	WINNING	LAST 10	STRENGTH OF	OPP. STRENGTH	TEAM	ADJ.	CONF.	ADJ CONF.
Average RPI Loss:	95	RECORD	PCT. RANK	GAMES	SCHEDULE	OF SCHEDULE	RPI	RPI	RPI	RPI
DIV. I ONLY	8- 11	220	6-4	146	132	201	201	22	22	
DIV. I NON-CONF.	2- 9	304	0-2	44	30	227	227	21	21	
TOTALS	RPI 1-25	RPI 26-50	W-L RECORDS	RPI 51-100	RPI 101-150	RPI 150+				
8- 11	0- 3	0- 2	OVERALL	0- 1	0- 2	8- 3				
6- 4	0- 1	0- 0	HOME	0- 0	0- 1	6- 2				
2- 7	0- 2	0- 2	AWAY	0- 1	0- 1	2- 1				
0- 0	0- 0	0- 0	NEUTRAL	0- 0	0- 0	0- 0				
2- 9	0- 3	0- 2	NON-CONFERENCE	0- 0	0- 1	2- 3				
2- 3	0- 1	0- 0	HOME	0- 0	0- 0	2- 2				
0- 6	0- 2	0- 2	AWAY	0- 0	0- 1	0- 1				
0- 0	0- 0	0- 0	NEUTRAL	0- 0	0- 0	0- 0				
6- 2	0- 0	0- 0	CONFERENCE	0- 1	0- 1	6- 0				
4- 1	0- 0	0- 0	HOME	0- 0	0- 1	4- 0				
2- 1	0- 0	0- 0	AWAY	0- 1	0- 0	2- 0				
0- 0	0- 0	0- 0	NEUTRAL	0- 0	0- 0	0- 0				

RPI S	Opponent	Score	RPI S	Opponent	Score	RPI S	Opponent	Score	RPI S	Opponent	Score	Team's RPI: 201
15	A Mississippi St.	50 89	27	A Western Ky.	58 77	99	A UT Arlington	58 65	103	A Rice	40 66	
17	A Texas A&M	35 78	41	A Arkansas	53 86				119	H Coastal Caro.	48 68	
24	H LSU	50 65							165	A Fla. Atlantic	72 79	
									180	H Memphis	50 68	
									210	H Arkansas St.	67 58	
									219	H Central Ark.	63 48	
									224	H Tulsa	63 51	
									251	H Louisiana Tech	38 43	
									279	H Appalachian St.	68 63	
									285	H Ga. Southern	58 46	
									290	A Texas St.	78 66	
									330	H Georgia St.	66 46	
									346	A La.-Monroe	70 50	
LAST 10 Division I												
279	H Appalachian St.	68 63	285	H Ga. Southern	58 46							
346	A La.-Monroe	70 50	99	A UT Arlington	58 65							
210	H Arkansas St.	67 58	290	A Texas St.	78 66							
119	H Coastal Caro.	48 68	15	A Mississippi St.	50 89							
330	H Georgia St.	66 46	41	A Arkansas	53 86							

Non-Div I Games:

Little Rock

Loss, Non-Conf, S Site, H Home A Away N Neutral

Average RPI Win:	259	WON-LOST	WINNING	LAST 10	STRENGTH OF	OPP. STRENGTH	TEAM	ADJ.	CONF.	ADJ CONF.
Average RPI Loss:	180	RECORD	PCT. RANK	GAMES	SCHEDULE	OF SCHEDULE	RPI	RPI	RPI	RPI
DIV. I ONLY	9- 10	195	7-3	323	155	257	257	27	27	
DIV. I NON-CONF.	4- 8	235	2-1	300	73	286	286	26	26	
TOTALS	RPI 1-25	RPI 26-50	W-L RECORDS	RPI 51-100	RPI 101-150	RPI 150+				
9- 10	0- 2	0- 0	OVERALL	0- 1	0- 1	9- 6				
5- 3	0- 1	0- 0	HOME	0- 0	0- 0	5- 2				
2- 7	0- 1	0- 0	AWAY	0- 1	0- 1	2- 4				
2- 0	0- 0	0- 0	NEUTRAL	0- 0	0- 0	2- 0				
4- 8	0- 2	0- 0	NON-CONFERENCE	0- 1	0- 1	4- 4				
1- 3	0- 1	0- 0	HOME	0- 0	0- 0	1- 2				
1- 5	0- 1	0- 0	AWAY	0- 1	0- 1	1- 2				
2- 0	0- 0	0- 0	NEUTRAL	0- 0	0- 0	2- 0				
5- 2	0- 0	0- 0	CONFERENCE	0- 0	0- 0	5- 2				
4- 0	0- 0	0- 0	HOME	0- 0	0- 0	4- 0				
1- 2	0- 0	0- 0	AWAY	0- 0	0- 0	1- 2				
0- 0	0- 0	0- 0	NEUTRAL	0- 0	0- 0	0- 0				

RPI 1-25				RPI 26-50				RPI 51-100				RPI 101+ Team's RPI: 257			
RPI	S	Opponent	Score	RPI	S	Opponent	Score	RPI	S	Opponent	Score	RPI	S	Opponent	Score
1	H	Oregon	45 81					81	A	Southern California	40 57	124	A	California	45 68
5	A	UCLA	51 86									161	A	Santa Clara	54 46
												185	A	UC Davis	55 57
												187	N	Penn St.	64 56
												190	H	Hawaii	62 55
												235	A	Cal St. Fullerton	65 69
												252	H	CSUN	60 52
												260	H	LMU (CA)	57 70
												281	H	UC Riverside	73 67
												287	H	Utah St.	48 56
												293	A	California Baptist	70 79
												301	A	UC Irvine	56 46
												308	H	Air Force	74 68
												317	N	UTRGV	69 65
												329	A	Seattle U	54 66
												333	H	Cal Poly	72 69
LAST 10 Division I															
281	H	UC Riverside	73 67	235	A	Cal St. Fullerton	65 69								
301	A	UC Irvine	56 46	333	H	Cal Poly	72 69								
190	H	Hawaii	62 55	81	A	Southern California	40 57								
252	H	CSUN	60 52	317	N	UTRGV	69 65								
185	A	UC Davis	55 57	308	H	Air Force	74 68								

Non-Div I Games: Westcliff 94 47 Bethesda (CA) 90 43

Long Beach St.

Loss, Non-Conf, S Site, H Home A Away N Neutral

Average RPI Win:	276	WON-LOST	WINNING	LAST 10	STRENGTH OF	OPP. STRENGTH	TEAM	ADJ.	CONF.	ADJ CONF.
Average RPI Loss:	195	RECORD	PCT. RANK	GAMES	SCHEDULE	OF SCHEDULE	RPI	RPI	RPI	RPI
DIV. I ONLY	9- 10	195	5-5	312	293	272	272	26	26	
DIV. I NON-CONF.	4- 5	195	0	313	186	263	263	28	28	
TOTALS	RPI 1-25	RPI 26-50	W-L RECORDS	RPI 51-100	RPI 101-150	RPI 150+				
9- 10	0- 0	0- 1	OVERALL	0- 0	0- 2	9- 7				
6- 4	0- 0	0- 0	HOME	0- 0	0- 1	6- 3				
3- 6	0- 0	0- 1	AWAY	0- 0	0- 1	3- 4				
0- 0	0- 0	0- 0	NEUTRAL	0- 0	0- 0	0- 0				
4- 5	0- 0	0- 1	NON-CONFERENCE	0- 0	0- 1	4- 3				
3- 1	0- 0	0- 0	HOME	0- 0	0- 0	3- 1				
1- 4	0- 0	0- 1	AWAY	0- 0	0- 1	1- 2				
0- 0	0- 0	0- 0	NEUTRAL	0- 0	0- 0	0- 0				
5- 5	0- 0	0- 0	CONFERENCE	0- 0	0- 1	5- 4				
3- 3	0- 0	0- 0	HOME	0- 0	0- 1	3- 2				
2- 2	0- 0	0- 0	AWAY	0- 0	0- 0	2- 2				
0- 0	0- 0	0- 0	NEUTRAL	0- 0	0- 0	0- 0				

RPI 1-25			RPI 26-50			RPI 51-100			RPI 101+			Team's RPI: 272
RPI	S	Opponent	Score	RPI	S	Opponent	Score	RPI	S	Opponent	Score	
				44	A	James Madison	53 93					
								128	H	Campbell	55 70	
								145	A	Florida	54 71	
								181	A	Hampton	55 72	
								184	A	Norfolk St.	46 49	
								212	H	High Point	69 76	
								218	H	Brown	86 76	
								225	H	UNC Asheville	73 56	
								229	H	Gardner-Webb	80 70	
								238	H	Radford	61 62	
								250	H	UNCW	59 58	
								258	A	Winthrop	63 74	
								259	H	Delaware St.	78 62	
								271	H	East Carolina	61 64	
								286	A	Wofford	76 79	
								298	A	Presbyterian	71 60	
								326	A	UMES	71 62	
								340	A	USC Upstate	70 62	
								341	H	Charleston So.	84 64	
LAST 10 Division I												
				181	A	Hampton	55 72	340	A	USC Upstate	70 62	
				225	H	UNC Asheville	73 56	341	H	Charleston So.	84 64	
				258	A	Winthrop	63 74	128	H	Campbell	55 70	
				212	H	High Point	69 76	298	A	Presbyterian	71 60	
				238	H	Radford	61 62	229	H	Gardner-Webb	80 70	

Non-Div I Games:

Longwood

Average RPI Win: 245		WON-LOST	WINNING	LAST 10	STRENGTH OF	OPP. STRENGTH	TEAM	ADJ.	CONF.	ADJ CONF.
Average RPI Loss: 159		RECORD	PCT. RANK	GAMES	SCHEDULE	OF SCHEDULE	RPI	RPI	RPI	RPI
DIV. I ONLY		11- 6	93	7-3	269	237	134	134	22	22
DIV. I NON-CONF.		5- 4	140	1-1	232	222	141	141	21	21
TOTALS	RPI 1-25	RPI 26-50		W-L RECORDS		RPI 51-100	RPI 101-150	RPI 150+		
11- 6	0- 1	0- 0		OVERALL		1- 1	0- 0	10- 4		
5- 1	0- 1	0- 0		HOME		0- 0	0- 0	5- 0		
6- 5	0- 0	0- 0		AWAY		1- 1	0- 0	5- 4		
0- 0	0- 0	0- 0		NEUTRAL		0- 0	0- 0	0- 0		
5- 4	0- 1	0- 0		NON-CONFERENCE		0- 0	0- 0	5- 3		
2- 1	0- 1	0- 0		HOME		0- 0	0- 0	2- 0		
3- 3	0- 0	0- 0		AWAY		0- 0	0- 0	3- 3		
0- 0	0- 0	0- 0		NEUTRAL		0- 0	0- 0	0- 0		
6- 2	0- 0	0- 0		CONFERENCE		1- 1	0- 0	5- 1		
3- 0	0- 0	0- 0		HOME		0- 0	0- 0	3- 0		
3- 2	0- 0	0- 0		AWAY		1- 1	0- 0	2- 1		
0- 0	0- 0	0- 0		NEUTRAL		0- 0	0- 0	0- 0		

RPI 1-25				RPI 26-50				RPI 51-100				RPI 101+			
RPI	S	Opponent	Score	RPI	S	Opponent	Score	RPI	S	Opponent	Score	RPI	S	Opponent	Score
15	H	Mississippi St.	48 64					64	A	Troy	79 73	152	A	New Orleans	65 60
								99	A	UT Arlington	52 79	158	A	Jackson St.	54 65
												159	A	Sam Houston St.	73 77
												210	H	Arkansas St.	83 43
												215	A	Lamar University	74 63
												232	H	Southeastern La.	60 50
												237	A	North Texas	66 69
												262	H	South Alabama	73 68
												269	A	Ole Miss	53 42
												285	A	Ga. Southern	67 83
												290	A	Texas St.	73 67
												328	H	McNeese	75 55
												330	A	Georgia St.	75 65
												346	H	La.-Monroe	68 55
LAST 10 Division I															
346	H	La.-Monroe	68 55	262	H	South Alabama	73 68								
210	H	Arkansas St.	83 43	285	A	Ga. Southern	67 83								
290	A	Texas St.	73 67	330	A	Georgia St.	75 65								
99	A	UT Arlington	52 79	158	A	Jackson St.	54 65								
64	A	Troy	79 73	269	A	Ole Miss	53 42								

Non-Div I Games:	Loyola (LA)	67	51	Xavier (LA)	62	49
------------------	-------------	----	----	-------------	----	----

Louisiana

■ Loss, ■ Non-Conf, S Site, H Home A Away N Neutral

Average RPI Win:	219	WON-LOST	WINNING	LAST 10	STRENGTH OF	OPP. STRENGTH	TEAM	ADJ.	CONF.	ADJ CONF.
Average RPI Loss:	181	RECORD	PCT. RANK	GAMES	SCHEDULE	OF SCHEDULE	RPI	RPI	RPI	RPI
DIV. I ONLY	8- 9	202	4-6	262	178	251	251	13	13	
DIV. I NON-CONF.	6- 3	90	2-0	338	224	231	231	14	14	
TOTALS	RPI 1-25	RPI 26-50	W-L RECORDS	RPI 51-100	RPI 101-150	RPI 150+				
8- 9	0- 0	1- 0	OVERALL	0- 1	0- 2	7- 6				
7- 3	0- 0	1- 0	HOME	0- 0	0- 1	6- 2				
1- 6	0- 0	0- 0	AWAY	0- 1	0- 1	1- 4				
0- 0	0- 0	0- 0	NEUTRAL	0- 0	0- 0	0- 0				
6- 3	0- 0	0- 0	NON-CONFERENCE	0- 0	0- 0	6- 3				
5- 1	0- 0	0- 0	HOME	0- 0	0- 0	5- 1				
1- 2	0- 0	0- 0	AWAY	0- 0	0- 0	1- 2				
0- 0	0- 0	0- 0	NEUTRAL	0- 0	0- 0	0- 0				
2- 6	0- 0	1- 0	CONFERENCE	0- 1	0- 2	1- 3				
2- 2	0- 0	1- 0	HOME	0- 0	0- 1	1- 1				
0- 4	0- 0	0- 0	AWAY	0- 1	0- 1	0- 2				
0- 0	0- 0	0- 0	NEUTRAL	0- 0	0- 0	0- 0				

RPI 1-25			RPI 26-50			RPI 51-100			RPI 101+ Team's RPI: 251		
RPI	S	Opponent	Score	RPI	S	Opponent	Score	RPI	S	Opponent	Score
				50	H	Middle Tenn.	78 60	68	A	Charlotte	37 55
								103	A	Rice	47 60
								127	H	UAB	51 71
								164	A	Houston	53 67
								171	H	Wichita St.	80 88
								180	H	Memphis	83 74
								191	A	Southern Miss.	60 66
								201	A	Little Rock	43 38
								210	H	Arkansas St.	67 54
								217	H	UTEP	87 80
								232	H	Southeastern La.	92 78
								237	A	North Texas	69 74
								269	A	Ole Miss	53 76
								303	H	UTSA	73 82
								328	H	McNeese	79 54
								337	H	Grambling	70 66
LAST 10 Division I											
				68	A	Charlotte	37 55	217	H	UTEP	87 80
				127	H	UAB	51 71	303	H	UTSA	73 82
				50	H	Middle Tenn.	78 60	191	A	Southern Miss.	60 66
				237	A	North Texas	69 74	210	H	Arkansas St.	67 54
				103	A	Rice	47 60	337	H	Grambling	70 66

Non-Div I Games: Loyola (LA) 71 52 LSU-Alexandria 93 61

Louisiana Tech

Loss, Non-Conf, S Site, H Home A Away N Neutral

## Louisville

Through Games Of Jan. 30, 2020

Average RPI Win:	100	WON-LOST	WINNING	LAST 10	STRENGTH OF	OPP. STRENGTH	TEAM	ADJ.	CONF.	ADJ CONF.
Average RPI Loss:	30	RECORD	PCT. RANK	GAMES	SCHEDULE	OF SCHEDULE	RPI	RPI	RPI	RPI
DIV. I ONLY	21- 1	1	10-0	51	1	3	3	5	5	
DIV. I NON-CONF.	11- 1	13	0	9	5	1	1	3	3	
TOTALS	RPI 1-25	RPI 26-50	W-L RECORDS	RPI 51-100	RPI 101-150	RPI 150+				
21- 1	3- 0	4- 1	OVERALL	6- 0	3- 0	5- 0				
10- 0	1- 0	3- 0	HOME	1- 0	2- 0	3- 0				
8- 1	1- 0	0- 1	AWAY	4- 0	1- 0	2- 0				
3- 0	1- 0	1- 0	NEUTRAL	1- 0	0- 0	0- 0				
11- 1	3- 0	2- 1	NON-CONFERENCE	2- 0	1- 0	3- 0				
5- 0	1- 0	1- 0	HOME	0- 0	1- 0	2- 0				
3- 1	1- 0	0- 1	AWAY	1- 0	0- 0	1- 0				
3- 0	1- 0	1- 0	NEUTRAL	1- 0	0- 0	0- 0				
10- 0	0- 0	2- 0	CONFERENCE	4- 0	2- 0	2- 0				
5- 0	0- 0	2- 0	HOME	1- 0	1- 0	1- 0				
5- 0	0- 0	0- 0	AWAY	3- 0	1- 0	1- 0				
0- 0	0- 0	0- 0	NEUTRAL	0- 0	0- 0	0- 0				

RPI 1-25				Team's RPI: 3				RPI 26-50				RPI 51-100				RPI 101+			
RPI	S	Opponent	Score					RPI	S	Opponent	Score					RPI	S	Opponent	Score
1	N	Oregon	72 62					27	H	Western Ky.	75 56					58	A	Miami (FL)	87 41
19	H	Central Mich.	76 63					30	A	Ohio St.	60 67					60	A	North Carolina	74 67
22	A	Kentucky	67 66					37	H	Duke	60 55					65	A	Boston College	81 70
								43	H	Virginia	71 56					73	A	UT Martin	71 63
								45	N	Oklahoma St.	69 48					90	H	Wake Forest	75 61
																99	N	UT Arlington	76 67
LAST 10 Division I																			
123	A	Notre Dame	86 54					90	H	Wake Forest	75 61					58	A	Miami (FL)	87 41
276	H	Pittsburgh	83 49					37	H	Duke	60 55					172	A	Clemson	75 50
43	H	Virginia	71 56					104	H	Syracuse	62 58								
60	A	North Carolina	74 67																
65	A	Boston College	81 70																

Non-Div I Games:

Louisville

■ Loss, 
 ■ Non-Conf, 
 ■ S Site, 
 ■ H Home 
 ■ A Away 
 N Neutral

Average RPI Win:	232	WON-LOST	WINNING	LAST 10	STRENGTH OF	OPP. STRENGTH	TEAM	ADJ.	CONF.	ADJ CONF.
Average RPI Loss:	79	RECORD	PCT. RANK	GAMES	SCHEDULE	OF SCHEDULE	RPI	RPI	RPI	RPI
DIV. I ONLY	13- 5	47	5-5	195	184	107	107	7	7	
DIV. I NON-CONF.	9- 2	38	1-2	274	286	115	115	7	7	
TOTALS	RPI 1-25	RPI 26-50	W-L RECORDS	RPI 51-100	RPI 101-150	RPI 150+				
13- 5	0- 2	0- 0	OVERALL	2- 1	1- 1	10- 1				
5- 4	0- 2	0- 0	HOME	2- 1	0- 1	3- 0				
8- 1	0- 0	0- 0	AWAY	0- 0	1- 0	7- 1				
0- 0	0- 0	0- 0	NEUTRAL	0- 0	0- 0	0- 0				
9- 2	0- 1	0- 0	NON-CONFERENCE	0- 0	1- 1	8- 0				
3- 2	0- 1	0- 0	HOME	0- 0	0- 1	3- 0				
6- 0	0- 0	0- 0	AWAY	0- 0	1- 0	5- 0				
0- 0	0- 0	0- 0	NEUTRAL	0- 0	0- 0	0- 0				
4- 3	0- 1	0- 0	CONFERENCE	2- 1	0- 0	2- 1				
2- 2	0- 1	0- 0	HOME	2- 1	0- 0	0- 0				
2- 1	0- 0	0- 0	AWAY	0- 0	0- 0	2- 1				
0- 0	0- 0	0- 0	NEUTRAL	0- 0	0- 0	0- 0				

RPI 1-25				RPI 26-50				RPI 51-100				RPI 101+ Team's RPI: 107			
RPI	S	Opponent	Score	RPI	S	Opponent	Score	RPI	S	Opponent	Score	RPI	S	Opponent	Score
13	H	Missouri St.	72 74					57	H	Bradley	47 60	140	A	Portland	78 64
16	H	DePaul	76 83					88	H	Southern Ill.	51 49	144	H	Western Mich.	60 70
								92	H	Illinois St.	69 64	157	H	Dartmouth	61 40
												163	A	Valparaiso	64 66
												200	H	Bowling Green	84 76
												230	A	UMKC	72 67
												249	A	Eastern Ill.	67 51
												273	A	Indiana St.	58 51
												296	H	Vermont	78 76
												312	A	Evansville	71 61
												315	A	Detroit Mercy	89 60
												322	A	SIUE	63 50
												347	A	Chicago St.	98 53
LAST 10 Division I															
163	A	Valparaiso	64 66	88	H	Southern Ill.	51 49								
92	H	Illinois St.	69 64	13	H	Missouri St.	72 74								
57	H	Bradley	47 60	144	H	Western Mich.	60 70								
273	A	Indiana St.	58 51	16	H	DePaul	76 83								
312	A	Evansville	71 61	200	H	Bowling Green	84 76								

Non-Div I Games:

Loyola Chicago

■ Loss, 
 ■ Non-Conf, 
 ■ S Site, 
 ■ H Home 
 ■ A Away 
 N Neutral



Average RPI Win:	227	WON-LOST	WINNING	LAST 10	STRENGTH OF	OPP. STRENGTH	TEAM	ADJ.	CONF.	ADJ CONF.
Average RPI Loss:	156	RECORD	PCT. RANK	GAMES	SCHEDULE	OF SCHEDULE	RPI	RPI	RPI	RPI
DIV. I ONLY	5- 15	293	3-7	154	185	284	284	15	15	
DIV. I NON-CONF.	3- 8	268	1-0	212	200	265	265	15	15	
TOTALS	RPI 1-25	RPI 26-50	W-L RECORDS	RPI 51-100	RPI 101-150	RPI 150+				
5- 15	0- 2	0- 0	OVERALL	1- 1	0- 3	4- 9				
4- 5	0- 0	0- 0	HOME	1- 1	0- 2	3- 2				
1- 9	0- 2	0- 0	AWAY	0- 0	0- 1	1- 6				
0- 1	0- 0	0- 0	NEUTRAL	0- 0	0- 0	0- 1				
3- 8	0- 2	0- 0	NON-CONFERENCE	0- 0	0- 1	3- 5				
2- 1	0- 0	0- 0	HOME	0- 0	0- 0	2- 1				
1- 6	0- 2	0- 0	AWAY	0- 0	0- 1	1- 3				
0- 1	0- 0	0- 0	NEUTRAL	0- 0	0- 0	0- 1				
2- 7	0- 0	0- 0	CONFERENCE	1- 1	0- 2	1- 4				
2- 4	0- 0	0- 0	HOME	1- 1	0- 2	1- 1				
0- 3	0- 0	0- 0	AWAY	0- 0	0- 0	0- 3				
0- 0	0- 0	0- 0	NEUTRAL	0- 0	0- 0	0- 0				

RPI 1-25				RPI 26-50				RPI 51-100				RPI 101+ Team's RPI: 284			
RPI	S	Opponent	Score	RPI	S	Opponent	Score	RPI	S	Opponent	Score	RPI	S	Opponent	Score
6	A	Maryland	45 105					66	H	Bucknell	60 50	115	H	Holy Cross	56 64
12	A	Northwestern	46 67					93	H	Colgate	74 76	123	A	Notre Dame	60 84
												143	H	Lehigh	53 55
												157	H	Dartmouth	72 56
												160	N	Wright St.	51 66
												165	A	Fla. Atlantic	61 72
												173	A	American	44 63
												183	A	Lafayette	52 55
												189	A	Boston U.	42 44
												189	H	Boston U.	39 41
												239	H	Howard	69 75
												241	A	Mt. St. Mary's	75 81
												288	H	Army West Point	68 59
												291	H	Monmouth	64 48
												310	A	St. Francis Brooklyn	78 89
												332	A	Fairleigh Dickinson	75 46
LAST 10 Division I															
189	H	Boston U.	39 41	183	A	Lafayette	52 55								
66	H	Bucknell	60 50	93	H	Colgate	74 76								
173	A	American	44 63	143	H	Lehigh	53 55								
288	H	Army West Point	68 59	115	H	Holy Cross	56 64								
189	A	Boston U.	42 44	157	H	Dartmouth	72 56								

Non-Div I Games:

Loyola Maryland

■ Loss, 
 ■ Non-Conf, 
 S Site, 
 ■ Home 
 ■ Away 
 N Neutral

## Maine

Through Games Of Jan. 30, 2020

Average RPI Win: <b>263</b>	WON-LOST	WINNING	LAST 10	STRENGTH OF	OPP. STRENGTH	TEAM	ADJ.	CONF.	ADJ CONF.
Average RPI Loss: <b>133</b>	RECORD	PCT. RANK	GAMES	SCHEDULE	OF SCHEDULE	RPI	RPI	RPI	RPI
DIV. I ONLY	7- 14	257	4-6	143	226	246	246	28	28
DIV. I NON-CONF.	3- 10	282	0-2	85	115	240	240	27	27
TOTALS	RPI 1-25	RPI 26-50	W-L RECORDS	RPI 51-100	RPI 101-150	RPI 150+			
7- 14	0- 2	0- 1	OVERALL	0- 3	1- 2	6- 6			
5- 4	0- 0	0- 0	HOME	0- 0	1- 2	4- 2			
2- 7	0- 1	0- 0	AWAY	0- 2	0- 0	2- 4			
0- 3	0- 1	0- 1	NEUTRAL	0- 1	0- 0	0- 0			
3- 10	0- 2	0- 1	NON-CONFERENCE	0- 2	1- 2	2- 3			
2- 3	0- 0	0- 0	HOME	0- 0	1- 2	1- 1			
1- 4	0- 1	0- 0	AWAY	0- 1	0- 0	1- 2			
0- 3	0- 1	0- 1	NEUTRAL	0- 1	0- 0	0- 0			
4- 4	0- 0	0- 0	CONFERENCE	0- 1	0- 0	4- 3			
3- 1	0- 0	0- 0	HOME	0- 0	0- 0	3- 1			
1- 3	0- 0	0- 0	AWAY	0- 1	0- 0	1- 2			
0- 0	0- 0	0- 0	NEUTRAL	0- 0	0- 0	0- 0			

RPI 1-25				RPI 26-50				RPI 51-100				RPI 101+ Team's RPI: 246			
RPI	S	Opponent	Score	RPI	S	Opponent	Score	RPI	S	Opponent	Score	RPI	S	Opponent	Score
18	A	NC State	34 <b>62</b>	33	N	Drake	62 <b>94</b>	70	A	Drexel	57 <b>70</b>	129	H	Green Bay	61 60
25	N	Arizona St.	31 <b>57</b>					83	A	Stony Brook	69 <b>73</b>	135	H	Northeastern	58 <b>66</b>
								84	N	Dayton	49 <b>78</b>	142	H	Harvard	40 <b>69</b>
												157	A	Dartmouth	41 <b>57</b>
												188	A	Binghamton	63 <b>73</b>
												189	H	Boston U.	49 <b>62</b>
												209	A	UMass Lowell	57 <b>66</b>
												218	A	Brown	70 <b>76</b>
												227	A	Delaware	69 56
												261	H	New Hampshire	67 50
												277	H	Navy	46 41
												296	A	Vermont	65 47
												304	H	UMBC	54 <b>74</b>
												307	H	Albany (NY)	60 49
												345	H	Hartford	87 73
LAST 10 Division I															
304	H	UMBC	54 <b>74</b>	261	H	New Hampshire	67 50								
296	A	Vermont	65 47	83	A	Stony Brook	69 <b>73</b>								
188	A	Binghamton	63 <b>73</b>	345	H	Hartford	87 73								
209	A	UMass Lowell	57 <b>66</b>	70	A	Drexel	57 <b>70</b>								
307	H	Albany (NY)	60 49	135	H	Northeastern	58 <b>66</b>								

Non-Div I Games: Husson 104 43

Maine

■ Loss, 
 ■ Non-Conf, 
 ■ S Site, 
 ■ H Home 
 ■ A Away 
 N Neutral

Average RPI Win:	278	WON-LOST	WINNING	LAST 10	STRENGTH OF	OPP. STRENGTH	TEAM	ADJ.	CONF.	ADJ CONF.
Average RPI Loss:	135	RECORD	PCT. RANK	GAMES	SCHEDULE	OF SCHEDULE	RPI	RPI	RPI	RPI
DIV. I ONLY	8- 11	220	5-5	186	285	214	214	24	24	
DIV. I NON-CONF.	3- 6	235	0-1	77	270	197	197	25	25	
TOTALS	RPI 1-25	RPI 26-50	W-L RECORDS	RPI 51-100	RPI 101-150	RPI 150+				
8- 11	0- 0	0- 0	OVERALL	0- 5	0- 2	8- 4				
5- 3	0- 0	0- 0	HOME	0- 1	0- 2	5- 0				
3- 8	0- 0	0- 0	AWAY	0- 4	0- 0	3- 4				
0- 0	0- 0	0- 0	NEUTRAL	0- 0	0- 0	0- 0				
3- 6	0- 0	0- 0	NON-CONFERENCE	0- 3	0- 2	3- 1				
2- 2	0- 0	0- 0	HOME	0- 0	0- 2	2- 0				
1- 4	0- 0	0- 0	AWAY	0- 3	0- 0	1- 1				
0- 0	0- 0	0- 0	NEUTRAL	0- 0	0- 0	0- 0				
5- 5	0- 0	0- 0	CONFERENCE	0- 2	0- 0	5- 3				
3- 1	0- 0	0- 0	HOME	0- 1	0- 0	3- 0				
2- 4	0- 0	0- 0	AWAY	0- 1	0- 0	2- 3				
0- 0	0- 0	0- 0	NEUTRAL	0- 0	0- 0	0- 0				

RPI S	Opponent	Score	RPI S	Opponent	Score	RPI S	Opponent	Score	RPI S	Opponent	Score	Team's RPI: 214
						56	A Nebraska	51 71	109	H Duquesne	65 76	
						80	H Marist	66 71	122	H Fordham	45 51	
						83	A Stony Brook	54 59	157	H Dartmouth	70 58	
						85	A Rider	53 76	177	A Quinnipiac	58 70	
						89	A Villanova	51 63	183	A Lafayette	53 60	
									205	A Fairfield	47 87	
									221	H Iona	54 32	
									255	H Niagara	68 65	
									288	H Army West Point	86 56	
									291	A Monmouth	60 62	
									300	A Siena	80 50	
									332	A Fairleigh Dickinson	62 61	
									336	A Saint Peter's	85 52	
									338	H Canisius	68 50	
LAST 10 Division I												
			85	A Rider	53 76	177	A Quinnipiac	58 70				
			221	H Iona	54 32	336	A Saint Peter's	85 52				
			205	A Fairfield	47 87	255	H Niagara	68 65				
			80	H Marist	66 71	338	H Canisius	68 50				
			300	A Siena	80 50	56	A Nebraska	51 71				

Non-Div I Games:

Manhattan

Average RPI Win: <b>223</b>	WON-LOST	WINNING	LAST 10	STRENGTH OF	OPP. STRENGTH	TEAM	ADJ.	CONF.	ADJ CONF.
Average RPI Loss: <b>82</b>	RECORD	PCT. RANK	GAMES	SCHEDULE	OF SCHEDULE	RPI	RPI	RPI	RPI
DIV. I ONLY	14- 4	40	8-2	180	214	80	80	24	24
DIV. I NON-CONF.	7- 2	54	1-0	74	65	38	38	25	25
TOTALS	RPI 1-25	RPI 26-50	W-L RECORDS	RPI 51-100	RPI 101-150	RPI 150+			
14- 4	0- 2	0- 0	OVERALL	2- 1	1- 0	11- 1			
6- 2	0- 1	0- 0	HOME	0- 1	1- 0	5- 0			
6- 2	0- 1	0- 0	AWAY	1- 0	0- 0	5- 1			
2- 0	0- 0	0- 0	NEUTRAL	1- 0	0- 0	1- 0			
7- 2	0- 2	0- 0	NON-CONFERENCE	2- 0	1- 0	4- 0			
3- 1	0- 1	0- 0	HOME	0- 0	1- 0	2- 0			
2- 1	0- 1	0- 0	AWAY	1- 0	0- 0	1- 0			
2- 0	0- 0	0- 0	NEUTRAL	1- 0	0- 0	1- 0			
7- 2	0- 0	0- 0	CONFERENCE	0- 1	0- 0	7- 1			
3- 1	0- 0	0- 0	HOME	0- 1	0- 0	3- 0			
4- 1	0- 0	0- 0	AWAY	0- 0	0- 0	4- 1			
0- 0	0- 0	0- 0	NEUTRAL	0- 0	0- 0	0- 0			

RPI 1-25				RPI 26-50				RPI 51-100 Team's RPI: 80				RPI 101+			
RPI	S	Opponent	Score	RPI	S	Opponent	Score	RPI	S	Opponent	Score	RPI	S	Opponent	Score
19	A	Central Mich.	54 <b>77</b>					79	N	North Florida	69 54	129	H	Green Bay	72 60
20	H	Princeton	50 <b>62</b>					85	H	Rider	72 <b>76</b>	151	H	Elon	63 55
								99	A	UT Arlington	73 57	177	H	Quinnipiac	73 60
												189	A	Boston U.	89 75
												205	A	Fairfield	48 <b>52</b>
												214	A	Manhattan	71 66
												255	A	Niagara	94 67
												263	N	Lipscomb	74 63
												291	A	Monmouth	74 53
												291	H	Monmouth	76 66
												307	H	Albany (NY)	76 52
												336	H	Saint Peter's	96 76
												338	A	Canisius	90 59
LAST 10 Division I															
205	A	Fairfield	48 <b>52</b>	255	A	Niagara	94 67								
291	A	Monmouth	74 53	338	A	Canisius	90 59								
177	H	Quinnipiac	73 60	336	H	Saint Peter's	96 76								
214	A	Manhattan	71 66	291	H	Monmouth	76 66								
85	H	Rider	72 <b>76</b>	99	A	UT Arlington	73 57								

Non-Div I Games:

Marist

■ Loss, 
 ■ Non-Conf, 
 ■ S Site, 
 ■ H Home 
 ■ A Away 
 N Neutral

Average RPI Win:	159	WON-LOST	WINNING	LAST 10	STRENGTH OF	OPP. STRENGTH	TEAM	ADJ.	CONF.	ADJ CONF.
Average RPI Loss:	34	RECORD	PCT. RANK	GAMES	SCHEDULE	OF SCHEDULE	RPI	RPI	RPI	RPI
DIV. I ONLY	15- 5	42	7-3	77	54	35	35	6	6	
DIV. I NON-CONF.	9- 2	38	1-0	80	76	43	43	6	6	
TOTALS	RPI 1-25	RPI 26-50	W-L RECORDS	RPI 51-100	RPI 101-150	RPI 150+				
15- 5	0- 3	1- 1	OVERALL	5- 1	2- 0	7- 0				
8- 2	0- 2	1- 0	HOME	4- 0	0- 0	3- 0				
6- 3	0- 1	0- 1	AWAY	1- 1	2- 0	3- 0				
1- 0	0- 0	0- 0	NEUTRAL	0- 0	0- 0	1- 0				
9- 2	0- 2	0- 0	NON-CONFERENCE	3- 0	1- 0	5- 0				
4- 2	0- 2	0- 0	HOME	2- 0	0- 0	2- 0				
4- 0	0- 0	0- 0	AWAY	1- 0	1- 0	2- 0				
1- 0	0- 0	0- 0	NEUTRAL	0- 0	0- 0	1- 0				
6- 3	0- 1	1- 1	CONFERENCE	2- 1	1- 0	2- 0				
4- 0	0- 0	1- 0	HOME	2- 0	0- 0	1- 0				
2- 3	0- 1	0- 1	AWAY	0- 1	1- 0	1- 0				
0- 0	0- 0	0- 0	NEUTRAL	0- 0	0- 0	0- 0				

RPI 1-25				RPI 26-50				Team's RPI: 35				RPI 51-100				RPI 101+			
RPI	S	Opponent	Score	RPI	S	Opponent	Score	RPI	S	Opponent	Score	RPI	S	Opponent	Score	RPI	S	Opponent	Score
12	H	Northwestern	56 64	36	A	Creighton	62 72	54	H	Belmont	53 51	129	A	Green Bay	60 47				
15	H	Mississippi St.	68 74	42	H	St. John's (NY)	94 85	76	H	Seton Hall	81 60	141	A	Providence	60 50				
16	A	DePaul	71 89					78	A	South Dakota St.	65 58	168	A	Saint Mary's (CA)	77 63				
								89	H	Villanova	57 52	222	H	Georgetown	73 51				
								91	A	Butler	55 61	224	N	Tulsa	61 60				
								92	H	Illinois St.	58 41	233	A	Xavier	80 60				
												265	H	Morgan St.	70 48				
												268	A	Milwaukee	78 56				
												310	H	St. Francis Brooklyn	92 71				
LAST 10 Division I																			
89	H	Villanova	57 52	42	H	St. John's (NY)	94 85												
222	H	Georgetown	73 51	141	A	Providence	60 50												
233	A	Xavier	80 60	36	A	Creighton	62 72												
91	A	Butler	55 61	16	A	DePaul	71 89												
76	H	Seton Hall	81 60	54	H	Belmont	53 51												

Non-Div I Games:

Marquette

## Marshall

Through Games Of Jan. 30, 2020

Average RPI Win:	233	WON-LOST	WINNING	LAST 10	STRENGTH OF	OPP. STRENGTH	TEAM	ADJ.	CONF.	ADJ CONF.
Average RPI Loss:	136	RECORD	PCT. RANK	GAMES	SCHEDULE	OF SCHEDULE	RPI	RPI	RPI	RPI
DIV. I ONLY	5- 12	278	2-8	193	133	267	267	13	13	
DIV. I NON-CONF.	3- 6	235	0-2	326	203	314	314	14	14	
TOTALS	RPI 1-25	RPI 26-50	W-L RECORDS	RPI 51-100	RPI 101-150	RPI 150+				
5- 12	0- 0	0- 4	OVERALL	0- 2	1- 1	4- 5				
3- 5	0- 0	0- 2	HOME	0- 0	1- 0	2- 3				
2- 7	0- 0	0- 2	AWAY	0- 2	0- 1	2- 2				
0- 0	0- 0	0- 0	NEUTRAL	0- 0	0- 0	0- 0				
3- 6	0- 0	0- 1	NON-CONFERENCE	0- 1	0- 0	3- 4				
2- 2	0- 0	0- 0	HOME	0- 0	0- 0	2- 2				
1- 4	0- 0	0- 1	AWAY	0- 1	0- 0	1- 2				
0- 0	0- 0	0- 0	NEUTRAL	0- 0	0- 0	0- 0				
2- 6	0- 0	0- 3	CONFERENCE	0- 1	1- 1	1- 1				
1- 3	0- 0	0- 2	HOME	0- 0	1- 0	0- 1				
1- 3	0- 0	0- 1	AWAY	0- 1	0- 1	1- 0				
0- 0	0- 0	0- 0	NEUTRAL	0- 0	0- 0	0- 0				

RPI 1-25				RPI 26-50				RPI 51-100				RPI 101+				Team's RPI: 267	
RPI	S	Opponent	Score	RPI	S	Opponent	Score	RPI	S	Opponent	Score	RPI	S	Opponent	Score		
				27	H	Western Ky.	65 74	68	A	Charlotte	46 52	103	A	Rice	43 81		
				28	A	Old Dominion	46 57	72	A	Ohio	51 67	127	H	UAB	61 56		
				39	A	Rutgers	41 66					174	A	Towson	56 59		
				50	H	Middle Tenn.	55 75					184	H	Norfolk St.	75 69		
												200	H	Bowling Green	69 82		
												237	A	North Texas	68 59		
												265	H	Morgan St.	52 57		
												273	A	Indiana St.	72 60		
												292	H	FIU	65 68		
												312	A	Evansville	62 66		
												342	H	Coppin St.	60 47		
LAST 10 Division I																	
				292	H	FIU	65 68	50	H	Middle Tenn.	55 75						
				27	H	Western Ky.	65 74	237	A	North Texas	68 59						
				28	A	Old Dominion	46 57	103	A	Rice	43 81						
				68	A	Charlotte	46 52	174	A	Towson	56 59						
				127	H	UAB	61 56	39	A	Rutgers	41 66						

Non-Div I Games: Alderson Broadus 85 41 Ky. Christian 89 40

Marshall

Loss, Non-Conf, S Site, H Home A Away N Neutral

Average RPI Win:	122	WON-LOST	WINNING	LAST 10	STRENGTH OF	OPP. STRENGTH	TEAM	ADJ.	CONF.	ADJ CONF.
Average RPI Loss:	10	RECORD	PCT. RANK	GAMES	SCHEDULE	OF SCHEDULE	RPI	RPI	RPI	RPI
DIV. I ONLY	17- 4	29	8-2	11	11	6	6	2	2	
DIV. I NON-CONF.	9- 2	38	0	96	80	41	41	2	2	
TOTALS	RPI 1-25	RPI 26-50	W-L RECORDS	RPI 51-100	RPI 101-150	RPI 150+				
17- 4	2- 4	5- 0	OVERALL	2- 0	2- 0	6- 0				
10- 1	2- 1	2- 0	HOME	1- 0	1- 0	4- 0				
5- 3	0- 3	3- 0	AWAY	0- 0	1- 0	1- 0				
2- 0	0- 0	0- 0	NEUTRAL	1- 0	0- 0	1- 0				
9- 2	0- 2	1- 0	NON-CONFERENCE	1- 0	1- 0	6- 0				
5- 1	0- 1	0- 0	HOME	0- 0	1- 0	4- 0				
2- 1	0- 1	1- 0	AWAY	0- 0	0- 0	1- 0				
2- 0	0- 0	0- 0	NEUTRAL	1- 0	0- 0	1- 0				
8- 2	2- 2	4- 0	CONFERENCE	1- 0	1- 0	0- 0				
5- 0	2- 0	2- 0	HOME	1- 0	0- 0	0- 0				
3- 2	0- 2	2- 0	AWAY	0- 0	1- 0	0- 0				
0- 0	0- 0	0- 0	NEUTRAL	0- 0	0- 0	0- 0				

RPI 1-25				RPI 26-50				RPI 51-100				RPI 101+			
RPI	S	Opponent	Score	RPI	S	Opponent	Score	RPI	S	Opponent	Score	RPI	S	Opponent	Score
2	H	South Carolina	54 63	30	A	Ohio St.	85 65	54	N	Belmont	90 26	137	H	George Washington	88 54
7	A	Iowa	61 66	30	H	Ohio St.	72 62	56	H	Nebraska	87 69	147	A	Illinois	79 60
12	A	Northwestern	58 81	44	A	James Madison	70 68					172	N	Clemson	63 44
12	H	Northwestern	70 61	46	A	Michigan	77 49					177	H	Quinnipiac	107 52
14	H	Indiana	76 62	46	H	Michigan	70 55					227	H	Delaware	99 55
18	A	NC State	59 66									275	H	Wagner	119 56
												284	H	Loyola Maryland	105 45
												330	A	Georgia St.	114 41
LAST 10 Division I															
				30	A	Ohio St.	85 65	46	A	Michigan	77 49				
				12	H	Northwestern	70 61	7	A	Iowa	61 66				
				147	A	Illinois	79 60	30	H	Ohio St.	72 62				
				14	H	Indiana	76 62	12	A	Northwestern	58 81				
				56	H	Nebraska	87 69	46	H	Michigan	70 55				

Non-Div I Games:

Maryland

## Massachusetts

Through Games Of Jan. 30, 2020

Average RPI Win:	219	WON-LOST	WINNING	LAST 10	STRENGTH OF	OPP. STRENGTH	TEAM	ADJ.	CONF.	ADJ CONF.
Average RPI Loss:	129	RECORD	PCT. RANK	GAMES	SCHEDULE	OF SCHEDULE	RPI	RPI	RPI	RPI
DIV. I ONLY	14- 6	59	7-3	264	145	139	139	12	12	
DIV. I NON-CONF.	9- 3	63	2-0	288	245	140	140	12	12	
TOTALS	RPI 1-25	RPI 26-50	W-L RECORDS	RPI 51-100	RPI 101-150	RPI 150+				
14- 6	0- 0	0- 1	OVERALL	0- 0	3- 3	11- 2				
8- 3	0- 0	0- 0	HOME	0- 0	2- 2	6- 1				
6- 3	0- 0	0- 1	AWAY	0- 0	1- 1	5- 1				
0- 0	0- 0	0- 0	NEUTRAL	0- 0	0- 0	0- 0				
9- 3	0- 0	0- 1	NON-CONFERENCE	0- 0	1- 1	8- 1				
5- 2	0- 0	0- 0	HOME	0- 0	1- 1	4- 1				
4- 1	0- 0	0- 1	AWAY	0- 0	0- 0	4- 0				
0- 0	0- 0	0- 0	NEUTRAL	0- 0	0- 0	0- 0				
5- 3	0- 0	0- 0	CONFERENCE	0- 0	2- 2	3- 1				
3- 1	0- 0	0- 0	HOME	0- 0	1- 1	2- 0				
2- 2	0- 0	0- 0	AWAY	0- 0	1- 1	1- 1				
0- 0	0- 0	0- 0	NEUTRAL	0- 0	0- 0	0- 0				

RPI 1-25			RPI 26-50			RPI 51-100			RPI 101+			Team's RPI: 139
RPI	S	Opponent	Score	RPI	S	Opponent	Score	RPI	S	Opponent	Score	
				42	A	St. John's (NY)	71 82					
								105	H	VCU	46 61	
								109	A	Duquesne	81 77	
								115	H	Holy Cross	75 72	
								118	H	Richmond	64 50	
								137	A	George Washington	47 50	
								141	H	Providence	63 72	
								169	H	Merrimack	64 79	
								179	A	Rhode Island	66 69	
								189	A	Boston U.	58 45	
								198	H	La Salle	76 62	
								199	H	Saint Joseph's	61 43	
								209	A	UMass Lowell	74 58	
								218	H	Brown	95 42	
								221	A	Iona	65 51	
								261	H	New Hampshire	67 65	
								289	A	St. Bonaventure	62 52	
								296	A	Vermont	83 49	
								300	H	Siena	61 55	
								345	H	Hartford	74 48	
LAST 10 Division I												
				118	H	Richmond	64 50					
				137	A	George Washington	47 50					
				105	H	VCU	46 61					
				179	A	Rhode Island	66 69					
				198	H	La Salle	76 62					
				199	H	Saint Joseph's	61 43					
				289	A	St. Bonaventure	62 52					
				109	A	Duquesne	81 77					
				221	A	Iona	65 51					
				300	H	Siena	61 55					

Non-Div I Games: Southern Conn. St. 86 43

Massachusetts

■ Loss, 
 ■ Non-Conf, S Site, 
 ■ Home 
 ■ Away 
 N Neutral



## McNeese

Through Games Of Jan. 30, 2020

Average RPI Win: <b>333</b>	WON-LOST	WINNING	LAST 10	STRENGTH OF	OPP. STRENGTH	TEAM	ADJ.	CONF.	ADJ CONF.
Average RPI Loss: <b>175</b>	RECORD	PCT. RANK	GAMES	SCHEDULE	OF SCHEDULE	RPI	RPI	RPI	RPI
DIV. I ONLY	3- 14	323	2-8	242	329	328	328	23	23
DIV. I NON-CONF.	1- 6	318	0	110	308	301	301	20	20
TOTALS	RPI 1-25	RPI 26-50	W-L RECORDS	RPI 51-100	RPI 101-150	RPI 150+			
3- 14	0- 0	0- 1	OVERALL	0- 1	0- 4	3- 8			
3- 4	0- 0	0- 0	HOME	0- 1	0- 1	3- 2			
0- 10	0- 0	0- 1	AWAY	0- 0	0- 3	0- 6			
0- 0	0- 0	0- 0	NEUTRAL	0- 0	0- 0	0- 0			
1- 6	0- 0	0- 1	NON-CONFERENCE	0- 0	0- 3	1- 2			
1- 1	0- 0	0- 0	HOME	0- 0	0- 1	1- 0			
0- 5	0- 0	0- 1	AWAY	0- 0	0- 2	0- 2			
0- 0	0- 0	0- 0	NEUTRAL	0- 0	0- 0	0- 0			
2- 8	0- 0	0- 0	CONFERENCE	0- 1	0- 1	2- 6			
2- 3	0- 0	0- 0	HOME	0- 1	0- 0	2- 2			
0- 5	0- 0	0- 0	AWAY	0- 0	0- 1	0- 4			
0- 0	0- 0	0- 0	NEUTRAL	0- 0	0- 0	0- 0			

RPI 1-25			RPI 26-50			RPI 51-100			RPI 101+			Team's RPI: 328
RPI	S	Opponent	Score	RPI	S	Opponent	Score	RPI	S	Opponent	Score	
				41	A	Arkansas	58 101	87	H	Abilene Christian	73 90	
								103	H	Rice	50 81	
								111	A	SFA	51 82	
								127	A	UAB	70 97	
								134	A	Louisiana	55 75	
								152	A	New Orleans	59 78	
								159	A	Sam Houston St.	59 92	
								211	A	SMU	60 81	
								219	H	Central Ark.	57 70	
								232	H	Southeastern La.	67 74	
								251	A	Louisiana Tech	54 79	
								294	A	Nicholls St.	63 79	
								314	H	Houston Baptist	88 72	
								325	A	Incarinate Word	56 73	
								339	H	Northwestern St.	61 51	
								346	H	La.-Monroe	72 69	
LAST 10 Division I												
				294	A	Nicholls St.	63 79	339	H	Northwestern St.	61 51	
				314	H	Houston Baptist	88 72	87	H	Abilene Christian	73 90	
				232	H	Southeastern La.	67 74	219	H	Central Ark.	57 70	
				152	A	New Orleans	59 78	159	A	Sam Houston St.	59 92	
				325	A	Incarinate Word	56 73	111	A	SFA	51 82	

Non-Div I Games: Centenary (LA) 116 37 LSU-Shreveport 81 77

McNeese

Loss, Non-Conf, S Site, H Home A Away N Neutral

Average RPI Win:	211	WON-LOST	WINNING	LAST 10	STRENGTH OF	OPP. STRENGTH	TEAM	ADJ.	CONF.	ADJ CONF.
Average RPI Loss:	141	RECORD	PCT. RANK	GAMES	SCHEDULE	OF SCHEDULE	RPI	RPI	RPI	RPI
DIV. I ONLY	10- 10	174	4-6	163	159	180	180	9	9	
DIV. I NON-CONF.	9- 4	84	3-0	225	301	138	138	9	9	
TOTALS	RPI 1-25	RPI 26-50	W-L RECORDS	RPI 51-100	RPI 101-150	RPI 150+				
10- 10	0- 2	0- 0	OVERALL	1- 2	2- 2	7- 4				
6- 4	0- 1	0- 0	HOME	0- 1	1- 1	5- 1				
3- 5	0- 0	0- 0	AWAY	1- 1	0- 1	2- 3				
1- 1	0- 1	0- 0	NEUTRAL	0- 0	1- 0	0- 0				
9- 4	0- 1	0- 0	NON-CONFERENCE	1- 0	2- 1	6- 2				
5- 2	0- 0	0- 0	HOME	0- 0	1- 1	4- 1				
3- 1	0- 0	0- 0	AWAY	1- 0	0- 0	2- 1				
1- 1	0- 1	0- 0	NEUTRAL	0- 0	1- 0	0- 0				
1- 6	0- 1	0- 0	CONFERENCE	0- 2	0- 1	1- 2				
1- 2	0- 1	0- 0	HOME	0- 1	0- 0	1- 0				
0- 4	0- 0	0- 0	AWAY	0- 1	0- 1	0- 2				
0- 0	0- 0	0- 0	NEUTRAL	0- 0	0- 0	0- 0				

RPI 1-25				RPI 26-50				RPI 51-100				RPI 101+ Team's RPI: 180			
RPI	S	Opponent	Score	RPI	S	Opponent	Score	RPI	S	Opponent	Score	RPI	S	Opponent	Score
9	H	UConn	56 68					59	A	UCF	66 82	120	A	Tulane	55 59
24	N	LSU	58 89					88	A	Southern Ill.	70 66	127	H	UAB	77 52
								98	H	Cincinnati	66 73	137	H	George Washington	63 64
												149	N	Kansas St.	72 68
												164	A	Houston	65 75
												178	A	Toledo	83 76
												201	A	Little Rock	68 50
												210	H	Arkansas St.	78 50
												211	H	SMU	57 52
												251	A	Louisiana Tech	74 83
												271	A	East Carolina	65 71
												278	H	Alabama A&M	79 71
												280	H	Eastern Ky.	60 63
												320	H	Alcorn	57 51
												351	H	Mississippi Val.	91 54
LAST 10 Division I															
271	A	East Carolina	65 71	98	H	Cincinnati	66 73								
59	A	UCF	66 82	164	A	Houston	65 75								
211	H	SMU	57 52	278	H	Alabama A&M	79 71								
9	H	UConn	56 68	351	H	Mississippi Val.	91 54								
120	A	Tulane	55 59	201	A	Little Rock	68 50								

Non-Div I Games:

Memphis

■ Loss, 
 ■ Non-Conf, 
 ■ S Site, 
 ■ H Home 
 ■ A Away 
 N Neutral

Average RPI Win: <b>288</b>	WON-LOST	WINNING	LAST 10	STRENGTH OF	OPP. STRENGTH	TEAM	ADJ.	CONF.	ADJ CONF.
Average RPI Loss: <b>170</b>	RECORD	PCT. RANK	GAMES	SCHEDULE	OF SCHEDULE	RPI	RPI	RPI	RPI
DIV. I ONLY	3- 17	329	1-9	252	191	321	321	25	25
DIV. I NON-CONF.	2- 12	318	0-4	239	196	320	320	22	22
TOTALS	RPI 1-25	RPI 26-50	W-L RECORDS	RPI 51-100	RPI 101-150	RPI 150+			
3- 17	0- 0	0- 2	OVERALL	0- 2	0- 2	3- 11			
2- 6	0- 0	0- 1	HOME	0- 0	0- 0	2- 5			
1- 11	0- 0	0- 1	AWAY	0- 2	0- 2	1- 6			
0- 0	0- 0	0- 0	NEUTRAL	0- 0	0- 0	0- 0			
2- 12	0- 0	0- 2	NON-CONFERENCE	0- 2	0- 1	2- 7			
1- 5	0- 0	0- 1	HOME	0- 0	0- 0	1- 4			
1- 7	0- 0	0- 1	AWAY	0- 2	0- 1	1- 3			
0- 0	0- 0	0- 0	NEUTRAL	0- 0	0- 0	0- 0			
1- 5	0- 0	0- 0	CONFERENCE	0- 0	0- 1	1- 4			
1- 1	0- 0	0- 0	HOME	0- 0	0- 0	1- 1			
0- 4	0- 0	0- 0	AWAY	0- 0	0- 1	0- 3			
0- 0	0- 0	0- 0	NEUTRAL	0- 0	0- 0	0- 0			

RPI S	Opponent	Score	RPI S	Opponent	Score	RPI S	Opponent	Score	RPI S	Opponent	Score	Team's RPI: 321
27	H Western Ky.	62 75	67	A Alabama	56 111	131	A UNC Greensboro	51 67				
39	A Yale	60 68	71	A Georgia	60 76	145	A Florida	50 71				
						166	A Columbia	48 77				
						167	A Samford	64 72				
						172	H Clemson	61 65				
						175	A Furman	49 62				
						203	H Jacksonville	83 87				
						216	A Kennesaw St.	64 92				
						229	H Gardner-Webb	62 65				
						231	H Chattanooga	55 48				
						243	H ETSU	66 72				
						279	A Appalachian St.	68 77				
						280	H Eastern Ky.	60 61				
						285	H Ga. Southern	62 52				
						286	A Wofford	49 77				
						349	A South Carolina St.	66 55				
LAST 10 Division I												
131	A UNC Greensboro	51 67	175	A Furman	49 62							
231	H Chattanooga	55 48	166	A Columbia	48 77							
243	H ETSU	66 72	39	A Yale	60 68							
167	A Samford	64 72	203	H Jacksonville	83 87							
286	A Wofford	49 77	229	H Gardner-Webb	62 65							

Non-Div I Games: LaGrange 74 47

Mercer

Average RPI Win:	260	WON-LOST	WINNING	LAST 10	STRENGTH OF	OPP. STRENGTH	TEAM	ADJ.	CONF.	ADJ CONF.
Average RPI Loss:	156	RECORD	PCT. RANK	GAMES	SCHEDULE	OF SCHEDULE	RPI	RPI	RPI	RPI
DIV. I ONLY	10- 7	122	7-3	227	338	169	169	29	29	
DIV. I NON-CONF.	5- 4	140	2-0	153	279	126	126	29	29	
TOTALS	RPI 1-25	RPI 26-50	W-L RECORDS	RPI 51-100	RPI 101-150	RPI 150+				
10- 7	0- 0	0- 0	OVERALL	0- 0	1- 5	9- 2				
6- 2	0- 0	0- 0	HOME	0- 0	0- 2	6- 0				
4- 5	0- 0	0- 0	AWAY	0- 0	1- 3	3- 2				
0- 0	0- 0	0- 0	NEUTRAL	0- 0	0- 0	0- 0				
5- 4	0- 0	0- 0	NON-CONFERENCE	0- 0	1- 3	4- 1				
3- 1	0- 0	0- 0	HOME	0- 0	0- 1	3- 0				
2- 3	0- 0	0- 0	AWAY	0- 0	1- 2	1- 1				
0- 0	0- 0	0- 0	NEUTRAL	0- 0	0- 0	0- 0				
5- 3	0- 0	0- 0	CONFERENCE	0- 0	0- 2	5- 1				
3- 1	0- 0	0- 0	HOME	0- 0	0- 1	3- 0				
2- 2	0- 0	0- 0	AWAY	0- 0	0- 1	2- 1				
0- 0	0- 0	0- 0	NEUTRAL	0- 0	0- 0	0- 0				

RPI 1-25			RPI 26-50			RPI 51-100			RPI 101+ Team's RPI: 169		
RPI	S	Opponent	Score	RPI	S	Opponent	Score	RPI	S	Opponent	Score
								115	A	Holy Cross	42 68
								133	A	Robert Morris	50 72
								133	H	Robert Morris	62 68
								139	A	Massachusetts	79 64
								143	H	Lehigh	68 72
								147	A	Illinois	72 75
								157	A	Dartmouth	52 57
								209	H	UMass Lowell	73 50
								218	A	Brown	72 57
								241	H	Mt. St. Mary's	76 55
								248	A	Saint Francis (PA)	71 56
								261	H	New Hampshire	64 54
								266	A	Sacred Heart	60 63
								296	H	Vermont	78 53
								309	H	Bryant	78 66
								332	H	Fairleigh Dickinson	62 51
								344	A	Central Conn. St.	65 56
LAST 10 Division I											
332	H	Fairleigh Dickinson	62 51	309	H	Bryant	78 66				
248	A	Saint Francis (PA)	71 56	133	H	Robert Morris	62 68				
133	A	Robert Morris	50 72	266	A	Sacred Heart	60 63				
241	H	Mt. St. Mary's	76 55	296	H	Vermont	78 53				
344	A	Central Conn. St.	65 56	209	H	UMass Lowell	73 50				

Non-Div I Games: Eastern Nazarene 82 50 Fisher 81 42

Merrimack

Loss, Non-Conf, S Site, H Home A Away N Neutral

Average RPI Win:	129	WON-LOST	WINNING	LAST 10	STRENGTH OF	OPP. STRENGTH	TEAM	ADJ.	CONF.	ADJ CONF.
Average RPI Loss:	37	RECORD	PCT. RANK	GAMES	SCHEDULE	OF SCHEDULE	RPI	RPI	RPI	RPI
DIV. I ONLY	12- 9	134	4-6	7	39	58	58	5	5	
DIV. I NON-CONF.	8- 3	68	0	7	63	30	30	3	3	
TOTALS	RPI 1-25	RPI 26-50	W-L RECORDS	RPI 51-100	RPI 101-150	RPI 150+				
12- 9	0- 6	0- 0	OVERALL	5- 2	2- 1	5- 0				
11- 4	0- 4	0- 0	HOME	5- 0	1- 0	5- 0				
0- 5	0- 2	0- 0	AWAY	0- 2	0- 1	0- 0				
1- 0	0- 0	0- 0	NEUTRAL	0- 0	1- 0	0- 0				
8- 3	0- 3	0- 0	NON-CONFERENCE	3- 0	1- 0	4- 0				
7- 2	0- 2	0- 0	HOME	3- 0	0- 0	4- 0				
0- 1	0- 1	0- 0	AWAY	0- 0	0- 0	0- 0				
1- 0	0- 0	0- 0	NEUTRAL	0- 0	1- 0	0- 0				
4- 6	0- 3	0- 0	CONFERENCE	2- 2	1- 1	1- 0				
4- 2	0- 2	0- 0	HOME	2- 0	1- 0	1- 0				
0- 4	0- 1	0- 0	AWAY	0- 2	0- 1	0- 0				
0- 0	0- 0	0- 0	NEUTRAL	0- 0	0- 0	0- 0				

RPI	S	Opponent	Score	RPI	S	Opponent	Score	RPI	S	Opponent	Score	RPI	S	Opponent	Score
3	H	Louisville	41 87					53	H	IUPUI	74 65	104	H	Syracuse	77 62
11	H	Oregon St.	53 75					60	A	North Carolina	58 78	123	A	Notre Dame	53 76
14	H	Indiana	45 58					62	A	Georgia Tech	54 61	138	N	N.C. A&T	68 67
16	A	DePaul	83 89					62	H	Georgia Tech	54 49	158	H	Jackson St.	83 68
23	A	Florida St.	61 79					79	H	North Florida	78 55	172	H	Clemson	68 64
23	H	Florida St.	62 73					86	H	Washington St.	74 68	188	H	Binghamton	79 56
								90	H	Wake Forest	59 56	192	H	Miami (OH)	80 62
												225	H	UNC Asheville	75 46
LAST 10 Division I															
62	H	Georgia Tech	54 49	104	H	Syracuse	77 62								
23	A	Florida St.	61 79	3	H	Louisville	41 87								
172	H	Clemson	68 64	23	H	Florida St.	62 73								
123	A	Notre Dame	53 76	62	A	Georgia Tech	54 61								
60	A	North Carolina	58 78	90	H	Wake Forest	59 56								

Non-Div I Games:

Miami (FL)

■ Loss, 
 ■ Non-Conf, 
 ■ S Site, 
 ■ H Home 
 ■ A Away 
 N Neutral

Average RPI Win:	282	WON-LOST	WINNING	LAST 10	STRENGTH OF	OPP. STRENGTH	TEAM	ADJ.	CONF.	ADJ CONF.
Average RPI Loss:	89	RECORD	PCT. RANK	GAMES	SCHEDULE	OF SCHEDULE	RPI	RPI	RPI	RPI
DIV. I ONLY	7- 11	238	3-7	179	114	192	192	10	10	
DIV. I NON-CONF.	6- 5	151	2-1	250	173	137	137	10	10	
TOTALS	RPI 1-25	RPI 26-50	W-L RECORDS	RPI 51-100	RPI 101-150	RPI 150+				
7- 11	0- 2	0- 0	OVERALL	0- 5	0- 2	7- 2				
3- 2	0- 0	0- 0	HOME	0- 1	0- 1	3- 0				
3- 8	0- 2	0- 0	AWAY	0- 4	0- 0	3- 2				
1- 1	0- 0	0- 0	NEUTRAL	0- 0	0- 1	1- 0				
6- 5	0- 1	0- 0	NON-CONFERENCE	0- 3	0- 1	6- 0				
2- 0	0- 0	0- 0	HOME	0- 0	0- 0	2- 0				
3- 4	0- 1	0- 0	AWAY	0- 3	0- 0	3- 0				
1- 1	0- 0	0- 0	NEUTRAL	0- 0	0- 1	1- 0				
1- 6	0- 1	0- 0	CONFERENCE	0- 2	0- 1	1- 2				
1- 2	0- 0	0- 0	HOME	0- 1	0- 1	1- 0				
0- 4	0- 1	0- 0	AWAY	0- 1	0- 0	0- 2				
0- 0	0- 0	0- 0	NEUTRAL	0- 0	0- 0	0- 0				

RPI 1-25				RPI 26-50				RPI 51-100				RPI 101+ Team's RPI: 192			
RPI	S	Opponent	Score	RPI	S	Opponent	Score	RPI	S	Opponent	Score	RPI	S	Opponent	Score
16	A	DePaul	79 98					57	A	Bradley	68 79	106	H	Kent St.	75 78
19	A	Central Mich.	70 76					58	A	Miami (FL)	62 80	113	N	Liberty	53 65
								75	A	Ball St.	63 80	162	A	Eastern Mich.	53 80
								77	H	Buffalo	72 86	202	A	Akron	62 70
								98	A	Cincinnati	68 98	204	H	Northern Ill.	66 64
												262	A	South Alabama	76 73
												276	A	Pittsburgh	80 71
												280	A	Eastern Ky.	75 57
												305	N	Prairie View	65 52
												312	H	Evansville	72 64
												334	H	UIC	85 35
LAST 10 Division I															
75	A	Ball St.	63 80	204	H	Northern Ill.	66 64								
202	A	Akron	62 70	77	H	Buffalo	72 86								
106	H	Kent St.	75 78	312	H	Evansville	72 64								
162	A	Eastern Mich.	53 80	276	A	Pittsburgh	80 71								
19	A	Central Mich.	70 76	98	A	Cincinnati	68 98								

Non-Div I Games: Tiffin 83 51

Miami (OH)

## Michigan

Through Games Of Jan. 30, 2020

Average RPI Win:	157	WON-LOST	WINNING	LAST 10	STRENGTH OF	OPP. STRENGTH	TEAM	ADJ.	CONF.	ADJ CONF.
Average RPI Loss:	37	RECORD	PCT. RANK	GAMES	SCHEDULE	OF SCHEDULE	RPI	RPI	RPI	RPI
DIV. I ONLY	13- 7	87	4-6	33	43	46	46	2	2	
DIV. I NON-CONF.	9- 2	38	0-1	107	152	57	57	2	2	
TOTALS	RPI 1-25	RPI 26-50	W-L RECORDS	RPI 51-100	RPI 101-150	RPI 150+				
13- 7	0- 4	1- 1	OVERALL	1- 1	5- 1	6- 0				
9- 2	0- 1	1- 0	HOME	1- 0	3- 1	4- 0				
3- 4	0- 2	0- 1	AWAY	0- 1	1- 0	2- 0				
1- 1	0- 1	0- 0	NEUTRAL	0- 0	1- 0	0- 0				
9- 2	0- 1	0- 0	NON-CONFERENCE	1- 0	3- 1	5- 0				
6- 1	0- 0	0- 0	HOME	1- 0	2- 1	3- 0				
2- 0	0- 0	0- 0	AWAY	0- 0	0- 0	2- 0				
1- 1	0- 1	0- 0	NEUTRAL	0- 0	1- 0	0- 0				
4- 5	0- 3	1- 1	CONFERENCE	0- 1	2- 0	1- 0				
3- 1	0- 1	1- 0	HOME	0- 0	1- 0	1- 0				
1- 4	0- 2	0- 1	AWAY	0- 1	1- 0	0- 0				
0- 0	0- 0	0- 0	NEUTRAL	0- 0	0- 0	0- 0				

RPI 1-25				RPI 26-50				Team's RPI: 46	RPI 51-100				RPI 101+			
RPI	S	Opponent	Score	RPI	S	Opponent	Score		RPI	S	Opponent	Score	RPI	S	Opponent	Score
6	A	Maryland	55 70	30	A	Ohio St.	69 78		56	A	Nebraska	71 74	101	H	Michigan St.	89 69
6	H	Maryland	49 77	39	H	Rutgers	71 57		57	H	Bradley	77 57	104	H	Syracuse	84 76
12	A	Northwestern	73 81										106	N	Kent St.	88 53
23	N	Florida St.	69 79										121	A	Wisconsin	68 56
													123	H	Notre Dame	72 76
													144	H	Western Mich.	76 55
													162	A	Eastern Mich.	57 38
													187	H	Penn St.	82 48
													202	A	Akron	80 71
													265	H	Morgan St.	80 48
													274	H	Oakland	79 64
													279	H	Appalachian St.	62 35
LAST 10 Division I																
12	A	Northwestern	73 81	30	A	Ohio St.	69 78									
39	H	Rutgers	71 57	101	H	Michigan St.	89 69									
56	A	Nebraska	71 74	187	H	Penn St.	82 48									
121	A	Wisconsin	68 56	6	A	Maryland	55 70									
6	H	Maryland	49 77	23	N	Florida St.	69 79									

Non-Div I Games:

Michigan

■ Loss, 
 ■ Non-Conf, 
 S Site, 
 ■ Home 
 ■ Away 
 N Neutral

Average RPI Win:	170	WON-LOST	WINNING	LAST 10	STRENGTH OF	OPP. STRENGTH	TEAM	ADJ.	CONF.	ADJ CONF.
Average RPI Loss:	48	RECORD	PCT. RANK	GAMES	SCHEDULE	OF SCHEDULE	RPI	RPI	RPI	RPI
DIV. I ONLY	11- 10	170	4-6	76	9	101	101	2	2	
DIV. I NON-CONF.	7- 4	100	0	260	35	157	157	2	2	
TOTALS	RPI 1-25	RPI 26-50	W-L RECORDS	RPI 51-100	RPI 101-150	RPI 150+				
11- 10	0- 5	2- 3	OVERALL	1- 0	3- 1	5- 1				
8- 2	0- 1	1- 1	HOME	1- 0	1- 0	5- 0				
2- 5	0- 3	1- 1	AWAY	0- 0	1- 0	0- 1				
1- 3	0- 1	0- 1	NEUTRAL	0- 0	1- 1	0- 0				
7- 4	0- 2	0- 1	NON-CONFERENCE	0- 0	2- 1	5- 0				
5- 0	0- 0	0- 0	HOME	0- 0	0- 0	5- 0				
1- 1	0- 1	0- 0	AWAY	0- 0	1- 0	0- 0				
1- 3	0- 1	0- 1	NEUTRAL	0- 0	1- 1	0- 0				
4- 6	0- 3	2- 2	CONFERENCE	1- 0	1- 0	0- 1				
3- 2	0- 1	1- 1	HOME	1- 0	1- 0	0- 0				
1- 4	0- 2	1- 1	AWAY	0- 0	0- 0	0- 1				
0- 0	0- 0	0- 0	NEUTRAL	0- 0	0- 0	0- 0				

RPI S	Opponent	Score	RPI S	Opponent	Score	RPI S	Opponent	Score	RPI S	Opponent	Score	Team's RPI: 101
7	A Iowa	57 74	26	H Purdue	66 76	56	H Nebraska	78 70	104	N Syracuse	63 77	
12	H Northwestern	48 76	30	H Ohio St.	68 65				121	H Wisconsin	69 52	
14	A Indiana	67 79	38	N West Virginia	57 63				123	A Notre Dame	72 69	
23	A Florida St.	68 78	39	A Rutgers	66 55				149	N Kansas St.	65 60	
24	N LSU	56 58	46	A Michigan	69 89				162	H Eastern Mich.	85 50	
									187	A Penn St.	73 86	
									253	H Morehead St.	93 48	
									274	H Oakland	76 56	
									315	H Detroit Mercy	110 52	
									345	H Hartford	79 34	
LAST 10 Division I												
26	H Purdue	66 76	121	H Wisconsin	69 52							
7	A Iowa	57 74	187	A Penn St.	73 86							
12	H Northwestern	48 76	46	A Michigan	69 89							
39	A Rutgers	66 55	56	H Nebraska	78 70							
30	H Ohio St.	68 65	14	A Indiana	67 79							

Non-Div I Games:

Michigan St.

■ Loss, 
■ Non-Conf, 
■ S Site, 
■ H Home 
■ A Away 
N Neutral



## Middle Tenn.

Through Games Of Jan. 30, 2020

Average RPI Win:	174	WON-LOST	WINNING	LAST 10	STRENGTH OF	OPP. STRENGTH	TEAM	ADJ.	CONF.	ADJ CONF.
Average RPI Loss:	60	RECORD	PCT. RANK	GAMES	SCHEDULE	OF SCHEDULE	RPI	RPI	RPI	RPI
DIV. I ONLY	14- 7	78	7-3	34	94	50	50	13	13	
DIV. I NON-CONF.	8- 4	90	1-0	20	34	42	42	14	14	
TOTALS	RPI 1-25	RPI 26-50	W-L RECORDS	RPI 51-100	RPI 101-150	RPI 150+				
14- 7	1- 3	0- 2	OVERALL	1- 1	3- 0	9- 1				
9- 2	1- 1	0- 1	HOME	1- 0	1- 0	6- 0				
4- 3	0- 0	0- 1	AWAY	0- 1	1- 0	3- 1				
1- 2	0- 2	0- 0	NEUTRAL	0- 0	1- 0	0- 0				
8- 4	1- 3	0- 0	NON-CONFERENCE	0- 1	3- 0	4- 0				
5- 1	1- 1	0- 0	HOME	0- 0	1- 0	3- 0				
2- 1	0- 0	0- 0	AWAY	0- 1	1- 0	1- 0				
1- 2	0- 2	0- 0	NEUTRAL	0- 0	1- 0	0- 0				
6- 3	0- 0	0- 2	CONFERENCE	1- 0	0- 0	5- 1				
4- 1	0- 0	0- 1	HOME	1- 0	0- 0	3- 0				
2- 2	0- 0	0- 1	AWAY	0- 0	0- 0	2- 1				
0- 0	0- 0	0- 0	NEUTRAL	0- 0	0- 0	0- 0				

RPI 1-25				RPI 26-50				Team's RPI: 50	RPI 51-100				RPI 101+			
RPI	S	Opponent	Score	RPI	S	Opponent	Score		RPI	S	Opponent	Score	RPI	S	Opponent	Score
10	N	Gonzaga	50 62	27	A	Western Ky.	63 71		54	A	Belmont	57 68	105	H	VCU	86 63
21	H	TCU	82 70	28	H	Old Dominion	56 67		68	H	Charlotte	83 59	120	A	Tulane	64 62
22	H	Kentucky	52 67										131	N	Auburn	73 50
25	N	Arizona St.	60 61										155	H	Tennessee Tech	64 58
													165	H	Fla. Atlantic	81 66
													175	H	Furman	78 62
													191	A	Southern Miss.	77 69
													217	H	UTEP	76 60
													251	A	Louisiana Tech	60 78
													263	H	Lipscomb	70 49
													267	A	Marshall	75 55
													271	A	East Carolina	68 66
													292	H	FIU	72 56
LAST 10 Division I																
217	H	UTEP	76 60	27	A	Western Ky.	63 71		267	A	Marshall	75 55				
191	A	Southern Miss.	77 69	68	H	Charlotte	83 59		28	H	Old Dominion	56 67				
251	A	Louisiana Tech	60 78	21	H	TCU	82 70									
292	H	FIU	72 56													
165	H	Fla. Atlantic	81 66													

Non-Div I Games:

Middle Tenn.

■ Loss, 
■ Non-Conf, S Site, 
■ Home 
■ Away 
N Neutral

## Milwaukee

Through Games Of Jan. 30, 2020

Average RPI Win:	261	WON-LOST	WINNING	LAST 10	STRENGTH OF	OPP. STRENGTH	TEAM	ADJ.	CONF.	ADJ CONF.
Average RPI Loss:	138	RECORD	PCT. RANK	GAMES	SCHEDULE	OF SCHEDULE	RPI	RPI	RPI	RPI
DIV. I ONLY	6- 14	275	4-6	177	208	268	268	21	21	
DIV. I NON-CONF.	2- 8	295	0	123	75	280	280	19	19	
TOTALS	RPI 1-25	RPI 26-50	W-L RECORDS	RPI 51-100	RPI 101-150	RPI 150+				
6- 14	0- 1	0- 2	OVERALL	0- 2	0- 2	6- 7				
4- 5	0- 0	0- 1	HOME	0- 1	0- 0	4- 3				
2- 9	0- 1	0- 1	AWAY	0- 1	0- 2	2- 4				
0- 0	0- 0	0- 0	NEUTRAL	0- 0	0- 0	0- 0				
2- 8	0- 1	0- 2	NON-CONFERENCE	0- 1	0- 1	2- 3				
2- 3	0- 0	0- 1	HOME	0- 0	0- 0	2- 2				
0- 5	0- 1	0- 1	AWAY	0- 1	0- 1	0- 1				
0- 0	0- 0	0- 0	NEUTRAL	0- 0	0- 0	0- 0				
4- 6	0- 0	0- 0	CONFERENCE	0- 1	0- 1	4- 4				
2- 2	0- 0	0- 0	HOME	0- 1	0- 0	2- 1				
2- 4	0- 0	0- 0	AWAY	0- 0	0- 1	2- 3				
0- 0	0- 0	0- 0	NEUTRAL	0- 0	0- 0	0- 0				

RPI 1-25				RPI 26-50				RPI 51-100				RPI 101+ Team's RPI: 268			
RPI	S	Opponent	Score	RPI	S	Opponent	Score	RPI	S	Opponent	Score	RPI	S	Opponent	Score
16	A	DePaul	65 94	26	A	Purdue	55 68	53	H	IUPUI	52 75	121	A	Wisconsin	40 71
				35	H	Marquette	56 78	63	A	Minnesota	61 77	129	A	Green Bay	48 61
												160	H	Wright St.	60 58
												166	A	Columbia	46 74
												194	A	Cleveland St.	49 58
												197	H	North Dakota	58 66
												200	H	Bowling Green	51 63
												204	H	Northern Ill.	78 65
												226	A	Northern Ky.	37 61
												226	H	Northern Ky.	49 61
												236	A	Youngstown St.	74 62
												274	A	Oakland	62 78
												315	A	Detroit Mercy	63 48
												316	H	Ark.-Pine Bluff	69 55
												334	H	UIC	71 55
LAST 10 Division I															
226	A	Northern Ky.	37 61	274	A	Oakland	62 78								
236	A	Youngstown St.	74 62	315	A	Detroit Mercy	63 48								
194	A	Cleveland St.	49 58	129	A	Green Bay	48 61								
53	H	IUPUI	52 75	226	H	Northern Ky.	49 61								
334	H	UIC	71 55	160	H	Wright St.	60 58								

Non-Div I Games: Wis.-Parkside 84 77

Milwaukee

■ Loss, 
 ■ Non-Conf, 
 ■ S Site, 
 ■ H Home 
 ■ A Away 
 N Neutral

# Minnesota

Through Games Of Jan. 30, 2020

Average RPI Win:	157	WON-LOST	WINNING	LAST 10	STRENGTH OF	OPP. STRENGTH	TEAM	ADJ.	CONF.	ADJ CONF.
Average RPI Loss:	50	RECORD	PCT. RANK	GAMES	SCHEDULE	OF SCHEDULE	RPI	RPI	RPI	RPI
DIV. I ONLY	13- 8	107	3-7	44	24	63	63	2	2	
DIV. I NON-CONF.	10- 1	19	0	134	112	36	36	2	2	
TOTALS	RPI 1-25	RPI 26-50	W-L RECORDS	RPI 51-100	RPI 101-150	RPI 150+				
13- 8	1- 4	1- 1	OVERALL	1- 1	4- 2	6- 0				
8- 5	1- 3	0- 1	HOME	1- 0	2- 1	4- 0				
5- 3	0- 1	1- 0	AWAY	0- 1	2- 1	2- 0				
0- 0	0- 0	0- 0	NEUTRAL	0- 0	0- 0	0- 0				
10- 1	1- 1	0- 0	NON-CONFERENCE	0- 0	4- 0	5- 0				
7- 1	1- 1	0- 0	HOME	0- 0	2- 0	4- 0				
3- 0	0- 0	0- 0	AWAY	0- 0	2- 0	1- 0				
0- 0	0- 0	0- 0	NEUTRAL	0- 0	0- 0	0- 0				
3- 7	0- 3	1- 1	CONFERENCE	1- 1	0- 2	1- 0				
1- 4	0- 2	0- 1	HOME	1- 0	0- 1	0- 0				
2- 3	0- 1	1- 0	AWAY	0- 1	0- 1	1- 0				
0- 0	0- 0	0- 0	NEUTRAL	0- 0	0- 0	0- 0				

RPI S	Opponent	Score	RPI S	Opponent	Score	RPI S	Opponent	Score	RPI S	Opponent	Score
7	H Iowa	75 76	26	A Purdue	72 59	56	A Nebraska	58 72	116	H Montana St.	71 60
12	H Northwestern	54 56	30	H Ohio St.	63 66	56	H Nebraska	67 61	121	H Wisconsin	62 72
13	H Missouri St.	69 77							123	A Notre Dame	75 67
14	A Indiana	52 65							137	A George Washington	83 50
25	H Arizona St.	80 66							143	H Lehigh	77 49
									147	A Illinois	71 74
									173	A American	70 53
									185	H UC Davis	76 67
									187	A Penn St.	81 74
									268	H Milwaukee	77 61
									296	H Vermont	90 58
									309	H Bryant	101 56
LAST 10 Division I											
56	H Nebraska	67 61	147	A Illinois	71 74						
14	A Indiana	52 65	12	H Northwestern	54 56						
121	H Wisconsin	62 72	56	A Nebraska	58 72						
26	A Purdue	72 59	30	H Ohio St.	63 66						
7	H Iowa	75 76	187	A Penn St.	81 74						

Non-Div I Games:

Minnesota

Loss, Non-Conf, S Site, H Home A Away N Neutral

## Mississippi St.

Through Games Of Jan. 30, 2020

Average RPI Win:	128	WON-LOST	WINNING	LAST 10	STRENGTH OF	OPP. STRENGTH	TEAM	ADJ.	CONF.	ADJ CONF.
Average RPI Loss:	15	RECORD	PCT. RANK	GAMES	SCHEDULE	OF SCHEDULE	RPI	RPI	RPI	RPI
DIV. I ONLY	19- 3	17	9-1	32	17	15	15	4	4	
DIV. I NON-CONF.	12- 2	29	2-0	28	33	11	11	5	5	
TOTALS	RPI 1-25	RPI 26-50	W-L RECORDS	RPI 51-100	RPI 101-150	RPI 150+				
19- 3	1- 2	2- 1	OVERALL	5- 0	5- 0	6- 0				
9- 1	1- 0	0- 1	HOME	2- 0	2- 0	4- 0				
6- 1	0- 1	1- 0	AWAY	2- 0	2- 0	1- 0				
4- 1	0- 1	1- 0	NEUTRAL	1- 0	1- 0	1- 0				
12- 2	0- 1	2- 1	NON-CONFERENCE	3- 0	2- 0	5- 0				
5- 1	0- 0	0- 1	HOME	2- 0	0- 0	3- 0				
3- 0	0- 0	1- 0	AWAY	0- 0	1- 0	1- 0				
4- 1	0- 1	1- 0	NEUTRAL	1- 0	1- 0	1- 0				
7- 1	1- 1	0- 0	CONFERENCE	2- 0	3- 0	1- 0				
4- 0	1- 0	0- 0	HOME	0- 0	2- 0	1- 0				
3- 1	0- 1	0- 0	AWAY	2- 0	1- 0	0- 0				
0- 0	0- 0	0- 0	NEUTRAL	0- 0	0- 0	0- 0				

RPI 1-25				Team's RPI: 15	RPI 26-50				RPI 51-100				RPI 101+			
RPI	S	Opponent	Score		RPI	S	Opponent	Score	RPI	S	Opponent	Score	RPI	S	Opponent	Score
2	A	South Carolina	79 81		35	A	Marquette	74 68	64	H	Troy	122 82	129	N	Green Bay	83 58
4	N	Stanford	62 67		38	H	West Virginia	65 71	71	A	Georgia	73 66	131	H	Auburn	78 73
24	H	LSU	64 60		43	N	Virginia	72 59	73	H	UT Martin	82 46	134	A	Louisiana	64 48
									74	N	South Fla.	86 61	145	H	Florida	93 47
									94	A	Vanderbilt	68 52	148	A	Missouri	79 64
													158	A	Jackson St.	92 53
													191	H	Southern Miss.	91 58
													201	H	Little Rock	89 50
													207	H	Murray St.	124 43
													234	N	San Francisco	73 38
													269	H	Ole Miss	80 39
LAST 10 Division I																
131	H	Auburn	78 73		148	A	Missouri	79 64								
269	H	Ole Miss	80 39		71	A	Georgia	73 66								
94	A	Vanderbilt	68 52		145	H	Florida	93 47								
2	A	South Carolina	79 81		201	H	Little Rock	89 50								
24	H	LSU	64 60		43	N	Virginia	72 59								

Non-Div I Games:

Mississippi St.

■ Loss, 
 ■ Non-Conf, S Site, 
 ■ Home 
 ■ Away 
 N Neutral

Average RPI Win: 350		WON-LOST	WINNING	LAST 10	STRENGTH OF	OPP. STRENGTH	TEAM	ADJ.	CONF.	ADJ CONF.
Average RPI Loss: 248		RECORD	PCT. RANK	GAMES	SCHEDULE	OF SCHEDULE	RPI	RPI	RPI	RPI
DIV. I ONLY		1- 17	346	0-10	349	345	351	351	32	32
DIV. I NON-CONF.		1- 10	329	0-3	336	333	348	348	30	30
TOTALS	RPI 1-25	RPI 26-50		W-L RECORDS		RPI 51-100	RPI 101-150	RPI 150+		
1- 17	0- 0	0- 0		OVERALL		0- 0	0- 1	1- 16		
1- 5	0- 0	0- 0		HOME		0- 0	0- 0	1- 5		
0- 11	0- 0	0- 0		AWAY		0- 0	0- 1	0- 10		
0- 1	0- 0	0- 0		NEUTRAL		0- 0	0- 0	0- 1		
1- 10	0- 0	0- 0		NON-CONFERENCE		0- 0	0- 0	1- 10		
1- 2	0- 0	0- 0		HOME		0- 0	0- 0	1- 2		
0- 7	0- 0	0- 0		AWAY		0- 0	0- 0	0- 7		
0- 1	0- 0	0- 0		NEUTRAL		0- 0	0- 0	0- 1		
0- 7	0- 0	0- 0		CONFERENCE		0- 0	0- 1	0- 6		
0- 3	0- 0	0- 0		HOME		0- 0	0- 0	0- 3		
0- 4	0- 0	0- 0		AWAY		0- 0	0- 1	0- 3		
0- 0	0- 0	0- 0		NEUTRAL		0- 0	0- 0	0- 0		

RPI 1-25				RPI 26-50				RPI 51-100				RPI 101+				Team's RPI: 351	
RPI	S	Opponent	Score	RPI	S	Opponent	Score	RPI	S	Opponent	Score	RPI	S	Opponent	Score		
												110	A	Texas Southern	58	88	
												170	A	North Ala.	60	86	
												176	H	Austin Peay	82	100	
												180	A	Memphis	54	91	
												191	A	Southern Miss.	80	84	
												206	A	Wyoming	22	95	
												207	H	Murray St.	66	72	
												245	H	Southern U.	54	84	
												269	A	Ole Miss	53	72	
												270	A	Colorado St.	46	65	
												278	A	Alabama A&M	48	68	
												299	N	Omaha	70	78	
												305	A	Prairie View	47	81	
												316	H	Ark.-Pine Bluff	77	80	
												320	H	Alcorn	67	81	
												327	A	Alabama St.	64	77	
												346	A	La.-Monroe	66	74	
												350	H	Florida A&M	71	70	
LAST 10 Division I																	
				305	A	Prairie View	47	81	327	A	Alabama St.	64	77				
				110	A	Texas Southern	58	88	316	H	Ark.-Pine Bluff	77	80				
				245	H	Southern U.	54	84	346	A	La.-Monroe	66	74				
				320	H	Alcorn	67	81	180	A	Memphis	54	91				
				278	A	Alabama A&M	48	68	270	A	Colorado St.	46	65				

Non-Div I Games:

Mississippi Val.

Loss, Non-Conf, S Site, H Home A Away N Neutral

Average RPI Win:	186	WON-LOST	WINNING	LAST 10	STRENGTH OF	OPP. STRENGTH	TEAM	ADJ.	CONF.	ADJ CONF.
Average RPI Loss:	69	RECORD	PCT. RANK	GAMES	SCHEDULE	OF SCHEDULE	RPI	RPI	RPI	RPI
DIV. I ONLY	5- 16	300	2-8	4	72	148	148	4	4	
DIV. I NON-CONF.	3- 10	282	0-2	36	110	224	224	5	5	
TOTALS	RPI 1-25	RPI 26-50	W-L RECORDS	RPI 51-100	RPI 101-150	RPI 150+				
5- 16	1- 6	0- 2	OVERALL	1- 4	0- 2	3- 2				
4- 7	1- 4	0- 0	HOME	1- 2	0- 1	2- 0				
1- 7	0- 2	0- 2	AWAY	0- 1	0- 1	1- 1				
0- 2	0- 0	0- 0	NEUTRAL	0- 1	0- 0	0- 1				
3- 10	0- 2	0- 0	NON-CONFERENCE	1- 4	0- 2	2- 2				
3- 4	0- 1	0- 0	HOME	1- 2	0- 1	2- 0				
0- 4	0- 1	0- 0	AWAY	0- 1	0- 1	0- 1				
0- 2	0- 0	0- 0	NEUTRAL	0- 1	0- 0	0- 1				
2- 6	1- 4	0- 2	CONFERENCE	0- 0	0- 0	1- 0				
1- 3	1- 3	0- 0	HOME	0- 0	0- 0	0- 0				
1- 3	0- 1	0- 2	AWAY	0- 0	0- 0	1- 0				
0- 0	0- 0	0- 0	NEUTRAL	0- 0	0- 0	0- 0				

RPI	S	Opponent	Score	RPI	S	Opponent	Score	RPI	S	Opponent	Score	RPI	S	Opponent	Score	Team's RPI: 148
2	H	South Carolina	45 78	41	A	Arkansas	73 90	52	A	South Dakota	56 72	129	A	Green Bay	64 72	
13	A	Missouri St.	72 79	49	A	Tennessee	66 77	56	H	Nebraska	85 90	147	H	Illinois	51 58	
15	H	Mississippi St.	64 79					60	N	North Carolina	69 82	196	N	New Mexico	68 71	
17	A	Texas A&M	53 72					61	H	UNI	73 78	213	H	Western Ill.	97 89	
20	H	Princeton	33 68					100	H	Saint Louis	83 58	230	A	UMKC	56 59	
22	H	Kentucky	47 62									269	A	Ole Miss	71 57	
24	H	LSU	69 65									322	H	SIUE	68 51	
LAST 10 Division I																
22	H	Kentucky	47 62	15	H	Mississippi St.	64 79									
17	A	Texas A&M	53 72	24	H	LSU	69 65									
269	A	Ole Miss	71 57	49	A	Tennessee	66 77									
2	H	South Carolina	45 78	147	H	Illinois	51 58									
41	A	Arkansas	73 90	20	H	Princeton	33 68									

Non-Div I Games:

Missouri

■ Loss, 
 ■ Non-Conf, S Site, 
 ■ Home 
 ■ Away 
 N Neutral

Average RPI Win: 137		WON-LOST	WINNING	LAST 10	STRENGTH OF	OPP. STRENGTH	TEAM	ADJ.	CONF.	ADJ CONF.
Average RPI Loss: 36		RECORD	PCT. RANK	GAMES	SCHEDULE	OF SCHEDULE	RPI	RPI	RPI	RPI
DIV. I ONLY		15- 3	24	8-2	39	53	13	13	7	7
DIV. I NON-CONF.		9- 2	38	2-1	15	10	4	4	7	7
TOTALS		RPI 1-25	RPI 26-50		W-L RECORDS		RPI 51-100	RPI 101-150	RPI 150+	
15- 3	0- 2	2- 0		OVERALL		3- 1	4- 0	6- 0		
7- 0	0- 0	1- 0		HOME		1- 0	2- 0	3- 0		
8- 3	0- 2	1- 0		AWAY		2- 1	2- 0	3- 0		
0- 0	0- 0	0- 0		NEUTRAL		0- 0	0- 0	0- 0		
9- 2	0- 2	1- 0		NON-CONFERENCE		2- 0	3- 0	3- 0		
5- 0	0- 0	0- 0		HOME		0- 0	2- 0	3- 0		
4- 2	0- 2	1- 0		AWAY		2- 0	1- 0	0- 0		
0- 0	0- 0	0- 0		NEUTRAL		0- 0	0- 0	0- 0		
6- 1	0- 0	1- 0		CONFERENCE		1- 1	1- 0	3- 0		
2- 0	0- 0	1- 0		HOME		1- 0	0- 0	0- 0		
4- 1	0- 0	0- 0		AWAY		0- 1	1- 0	3- 0		
0- 0	0- 0	0- 0		NEUTRAL		0- 0	0- 0	0- 0		

RPI 1-25				Team's RPI: 13		RPI 26-50				RPI 51-100				RPI 101+					
RPI	S	Opponent	Score		RPI	S	Opponent	Score		RPI	S	Opponent	Score		RPI	S	Opponent	Score	
10	A	Gonzaga	52	64	33	H	Drake	69	67	52	A	South Dakota	74	66	107	A	Loyola Chicago	74	72
11	A	Oregon St.	69	80	47	A	Oklahoma	96	90	61	H	UNI	80	66	112	A	Boise St.	72	69
										63	A	Minnesota	77	69	126	H	A&M-Corpus Christi	79	51
										88	A	Southern Ill.	68	70	148	H	Missouri	79	72
															161	H	Santa Clara	71	64
															163	A	Valparaiso	81	68
															171	H	Wichita St.	68	55
															230	H	UMKC	83	58
															273	A	Indiana St.	76	55
															312	A	Evansville	81	55
LAST 10 Division I																			
312	A	Evansville	81	55	163	A	Valparaiso	81	68										
273	A	Indiana St.	76	55	107	A	Loyola Chicago	74	72										
88	A	Southern Ill.	68	70	10	A	Gonzaga	52	64										
61	H	UNI	80	66	148	H	Missouri	79	72										
33	H	Drake	69	67	171	H	Wichita St.	68	55										

Non-Div I Games: William Jewell 111 39

Missouri St.

Average RPI Win: <b>272</b>	WON-LOST	WINNING	LAST 10	STRENGTH OF	OPP. STRENGTH	TEAM	ADJ.	CONF.	ADJ CONF.
Average RPI Loss: <b>166</b>	RECORD	PCT. RANK	GAMES	SCHEDULE	OF SCHEDULE	RPI	RPI	RPI	RPI
DIV. I ONLY	5- 14	291	2-8	235	228	291	291	24	24
DIV. I NON-CONF.	3- 6	235	1-0	120	195	185	185	25	25
TOTALS	RPI 1-25	RPI 26-50	W-L RECORDS	RPI 51-100	RPI 101-150	RPI 150+			
5- 14	0- 1	0- 1	OVERALL	0- 3	0- 2	5- 7			
2- 5	0- 0	0- 0	HOME	0- 1	0- 1	2- 3			
2- 9	0- 1	0- 1	AWAY	0- 2	0- 1	2- 4			
1- 0	0- 0	0- 0	NEUTRAL	0- 0	0- 0	1- 0			
3- 6	0- 1	0- 1	NON-CONFERENCE	0- 1	0- 2	3- 1			
1- 1	0- 0	0- 0	HOME	0- 0	0- 1	1- 0			
1- 5	0- 1	0- 1	AWAY	0- 1	0- 1	1- 1			
1- 0	0- 0	0- 0	NEUTRAL	0- 0	0- 0	1- 0			
2- 8	0- 0	0- 0	CONFERENCE	0- 2	0- 0	2- 6			
1- 4	0- 0	0- 0	HOME	0- 1	0- 0	1- 3			
1- 4	0- 0	0- 0	AWAY	0- 1	0- 0	1- 3			
0- 0	0- 0	0- 0	NEUTRAL	0- 0	0- 0	0- 0			

RPI S	Opponent	Score	RPI S	Opponent	Score	RPI S	Opponent	Score	RPI S	Opponent	Score	Team's RPI: 291
20	A Princeton	40 52	32	A Arizona	34 86	66	A Bucknell	37 71	129	A San Diego	49 57	
						80	A Marist	66 76	141	H Providence	52 68	
						80	H Marist	53 74	177	A Quinnipiac	53 60	
									183	H Lafayette	52 44	
									205	A Fairfield	38 49	
									214	H Manhattan	62 60	
									221	H Iona	33 36	
									255	H Niagara	70 73	
									284	A Loyola Maryland	48 64	
									300	A Siena	39 51	
									307	A Albany (NY)	53 41	
									318	N Purdue Fort Wayne	60 46	
									336	A Saint Peter's	81 67	
									338	H Canisius	62 71	
LAST 10 Division I												
80	H Marist	53 74	221	H Iona	33 36							
300	A Siena	39 51	205	A Fairfield	38 49							
255	H Niagara	70 73	338	H Canisius	62 71							
177	A Quinnipiac	53 60	80	A Marist	66 76							
336	A Saint Peter's	81 67	307	A Albany (NY)	53 41							

Non-Div I Games:

Monmouth



Montana

Through Games Of Jan. 30, 2020

Average RPI Win:	258	WON-LOST	WINNING	LAST 10	STRENGTH OF	OPP. STRENGTH	TEAM	ADJ.	CONF.	ADJ CONF.
Average RPI Loss:	135	RECORD	PCT. RANK	GAMES	SCHEDULE	OF SCHEDULE	RPI	RPI	RPI	RPI
DIV. I ONLY	9- 8	158	6-4	160	308	182	182	18	18	
DIV. I NON-CONF.	3- 4	201	0	22	323	114	114	17	17	
TOTALS	RPI 1-25	RPI 26-50	W-L RECORDS	RPI 51-100	RPI 101-150	RPI 150+				
9- 8	0- 0	0- 1	OVERALL	0- 3	0- 0	9- 4				
5- 4	0- 0	0- 1	HOME	0- 1	0- 0	5- 2				
4- 3	0- 0	0- 0	AWAY	0- 2	0- 0	4- 1				
0- 1	0- 0	0- 0	NEUTRAL	0- 0	0- 0	0- 1				
3- 4	0- 0	0- 1	NON-CONFERENCE	0- 2	0- 0	3- 1				
1- 2	0- 0	0- 1	HOME	0- 1	0- 0	1- 0				
2- 1	0- 0	0- 0	AWAY	0- 1	0- 0	2- 0				
0- 1	0- 0	0- 0	NEUTRAL	0- 0	0- 0	0- 1				
6- 4	0- 0	0- 0	CONFERENCE	0- 1	0- 0	6- 3				
4- 2	0- 0	0- 0	HOME	0- 0	0- 0	4- 2				
2- 2	0- 0	0- 0	AWAY	0- 1	0- 0	2- 1				
0- 0	0- 0	0- 0	NEUTRAL	0- 0	0- 0	0- 0				

RPI S	Opponent	Score	RPI S	Opponent	Score	RPI S	Opponent	Score	RPI S	Opponent	Score	Team's RPI: 182
32	H Arizona	42 77	52	A South Dakota	64 96	161	N Santa Clara	58 68				
			82	H Fresno St.	63 76	193	A Portland St.	65 78				
			95	A Idaho	51 52	193	H Portland St.	62 55				
						195	A Northern Ariz.	79 71				
						208	H Southern Utah	81 74				
						223	H Northern Colo.	58 67				
						235	A Cal St. Fullerton	71 69				
						242	H Idaho St.	53 67				
						247	H Grand Canyon	72 67				
						295	H Eastern Wash.	92 54				
						306	H Weber St.	85 57				
						319	A Sacramento St.	64 60				
						324	A Utah Valley	63 52				
LAST 10 Division I												
193	H Portland St.	62 55	295	H Eastern Wash.	92 54							
306	H Weber St.	85 57	223	H Northern Colo.	58 67							
242	H Idaho St.	53 67	208	H Southern Utah	81 74							
95	A Idaho	51 52	319	A Sacramento St.	64 60							
193	A Portland St.	65 78	195	A Northern Ariz.	79 71							

Non-Div I Games: Mont. St.-Northern 98 45 Mont. St. Billings 70 53

Montana

Loss, Non-Conf, S Site, H Home A Away N Neutral

Average RPI Win:	250	WON-LOST	WINNING	LAST 10	STRENGTH OF	OPP. STRENGTH	TEAM	ADJ.	CONF.	ADJ CONF.
Average RPI Loss:	72	RECORD	PCT. RANK	GAMES	SCHEDULE	OF SCHEDULE	RPI	RPI	RPI	RPI
DIV. I ONLY	10- 6	105	8-2	145	203	116	116	18	18	
DIV. I NON-CONF.	2- 5	259	0-1	16	92	130	130	17	17	
TOTALS	RPI 1-25	RPI 26-50	W-L RECORDS	RPI 51-100	RPI 101-150	RPI 150+				
10- 6	0- 2	0- 0	OVERALL	0- 3	0- 0	10- 1				
5- 2	0- 1	0- 0	HOME	0- 1	0- 0	5- 0				
5- 2	0- 0	0- 0	AWAY	0- 2	0- 0	5- 0				
0- 2	0- 1	0- 0	NEUTRAL	0- 0	0- 0	0- 1				
2- 5	0- 2	0- 0	NON-CONFERENCE	0- 2	0- 0	2- 1				
1- 1	0- 1	0- 0	HOME	0- 0	0- 0	1- 0				
1- 2	0- 0	0- 0	AWAY	0- 2	0- 0	1- 0				
0- 2	0- 1	0- 0	NEUTRAL	0- 0	0- 0	0- 1				
8- 1	0- 0	0- 0	CONFERENCE	0- 1	0- 0	8- 0				
4- 1	0- 0	0- 0	HOME	0- 1	0- 0	4- 0				
4- 0	0- 0	0- 0	AWAY	0- 0	0- 0	4- 0				
0- 0	0- 0	0- 0	NEUTRAL	0- 0	0- 0	0- 0				

RPI 1-25				RPI 26-50				RPI 51-100				RPI 101+ Team's RPI: 116			
RPI	S	Opponent	Score	RPI	S	Opponent	Score	RPI	S	Opponent	Score	RPI	S	Opponent	Score
10	H	Gonzaga	55 70					63	A	Minnesota	60 71	171	N	Wichita St.	64 66
17	N	Texas A&M	67 78					78	A	South Dakota St.	50 60	185	H	UC Davis	77 65
								95	H	Idaho	68 69	193	A	Portland St.	73 62
												195	A	Northern Ariz.	72 64
												208	H	Southern Utah	91 65
												223	H	Northern Colo.	91 58
												242	H	Idaho St.	67 59
												295	A	Eastern Wash.	89 85
												306	H	Weber St.	81 52
												319	A	Sacramento St.	85 48
												329	A	Seattle U	73 65
LAST 10 Division I															
242	H	Idaho St.	67 59	208	H	Southern Utah	91 65								
306	H	Weber St.	81 52	223	H	Northern Colo.	91 58								
295	A	Eastern Wash.	89 85	195	A	Northern Ariz.	72 64								
193	A	Portland St.	73 62	319	A	Sacramento St.	85 48								
95	H	Idaho	68 69	17	N	Texas A&M	67 78								

Non-Div I Games: Carroll (MT) 67 33 Mont. St.-Northern 93 34

Montana St.

Loss, Non-Conf, S Site, H Home A Away N Neutral

Average RPI Win:	296	WON-LOST	WINNING	LAST 10	STRENGTH OF	OPP. STRENGTH	TEAM	ADJ.	CONF.	ADJ CONF.
Average RPI Loss:	133	RECORD	PCT. RANK	GAMES	SCHEDULE	OF SCHEDULE	RPI	RPI	RPI	RPI
DIV. I ONLY	6- 13	268	4-6	131	302	253	253	20	20	
DIV. I NON-CONF.	2- 8	295	0-1	84	168	258	258	24	24	
TOTALS	RPI 1-25	RPI 26-50	W-L RECORDS	RPI 51-100	RPI 101-150	RPI 150+				
6- 13	0- 2	0- 0	OVERALL	0- 2	0- 3	6- 6				
4- 5	0- 0	0- 0	HOME	0- 0	0- 2	4- 3				
2- 8	0- 2	0- 0	AWAY	0- 2	0- 1	2- 3				
0- 0	0- 0	0- 0	NEUTRAL	0- 0	0- 0	0- 0				
2- 8	0- 2	0- 0	NON-CONFERENCE	0- 1	0- 2	2- 3				
2- 2	0- 0	0- 0	HOME	0- 0	0- 1	2- 1				
0- 6	0- 2	0- 0	AWAY	0- 1	0- 1	0- 2				
0- 0	0- 0	0- 0	NEUTRAL	0- 0	0- 0	0- 0				
4- 5	0- 0	0- 0	CONFERENCE	0- 1	0- 1	4- 3				
2- 3	0- 0	0- 0	HOME	0- 0	0- 1	2- 2				
2- 2	0- 0	0- 0	AWAY	0- 1	0- 0	2- 1				
0- 0	0- 0	0- 0	NEUTRAL	0- 0	0- 0	0- 0				

RPI 1-25				RPI 26-50				RPI 51-100				RPI 101+ Team's RPI: 253			
RPI	S	Opponent	Score	RPI	S	Opponent	Score	RPI	S	Opponent	Score	RPI	S	Opponent	Score
8	A	Baylor	47 94					54	A	Belmont	62 71	101	A	Michigan St.	48 93
22	A	Kentucky	54 79					84	A	Dayton	41 58	138	H	N.C. A&T	56 74
												146	H	Southeast Mo. St.	61 67
												155	A	Tennessee Tech	75 82
												155	H	Tennessee Tech	55 75
												163	A	Valparaiso	53 55
												200	A	Bowling Green	65 79
												238	H	Radford	73 62
												248	H	Saint Francis (PA)	65 54
												249	H	Eastern Ill.	51 57
												256	H	Stetson	55 58
												313	A	Jacksonville St.	69 55
												313	H	Jacksonville St.	67 48
												322	H	SIUE	75 69
												343	A	Tennessee St.	84 47
LAST 10 Division I															
146	H	Southeast Mo. St.	61 67	249	H	Eastern Ill.	51 57								
313	A	Jacksonville St.	69 55	322	H	SIUE	75 69								
155	A	Tennessee Tech	75 82	155	H	Tennessee Tech	55 75								
54	A	Belmont	62 71	313	H	Jacksonville St.	67 48								
343	A	Tennessee St.	84 47	8	A	Baylor	47 94								

Non-Div I Games: Asbury 107 55 Midway 107 55

Morehead St.

Loss, Non-Conf, S Site, H Home A Away N Neutral

Average RPI Win:	288	WON-LOST	WINNING	LAST 10	STRENGTH OF	OPP. STRENGTH	TEAM	ADJ.	CONF.	ADJ CONF.
Average RPI Loss:	188	RECORD	PCT. RANK	GAMES	SCHEDULE	OF SCHEDULE	RPI	RPI	RPI	RPI
DIV. I ONLY	8- 11	220	6-4	331	297	265	265	30	30	
DIV. I NON-CONF.	2- 9	304	0-2	268	247	311	311	31	31	
TOTALS	RPI 1-25	RPI 26-50	W-L RECORDS	RPI 51-100	RPI 101-150	RPI 150+				
8- 11	0- 0	0- 2	OVERALL	0- 2	1- 1	7- 6				
4- 0	0- 0	0- 0	HOME	0- 0	1- 0	3- 0				
4- 9	0- 0	0- 2	AWAY	0- 1	0- 1	4- 5				
0- 2	0- 0	0- 0	NEUTRAL	0- 1	0- 0	0- 1				
2- 9	0- 0	0- 2	NON-CONFERENCE	0- 2	0- 0	2- 5				
1- 0	0- 0	0- 0	HOME	0- 0	0- 0	1- 0				
1- 7	0- 0	0- 2	AWAY	0- 1	0- 0	1- 4				
0- 2	0- 0	0- 0	NEUTRAL	0- 1	0- 0	0- 1				
6- 2	0- 0	0- 0	CONFERENCE	0- 0	1- 1	5- 1				
3- 0	0- 0	0- 0	HOME	0- 0	1- 0	2- 0				
3- 2	0- 0	0- 0	AWAY	0- 0	0- 1	3- 1				
0- 0	0- 0	0- 0	NEUTRAL	0- 0	0- 0	0- 0				

RPI 1-25			RPI 26-50			RPI 51-100			RPI 101+			Team's RPI: 265
RPI	S	Opponent	Score	RPI	S	Opponent	Score	RPI	S	Opponent	Score	
				35	A	Marquette	48 70	56	A	Nebraska	55 78	138 H N.C. A&T 42 38
				46	A	Michigan	48 80	83	N	Stony Brook	56 63	150 A Bethune-Cookman 65 74
												202 N Akron 45 52
												239 H Howard 74 67
												259 A Delaware St. 61 69
												267 A Marshall 57 52
												290 H Texas St. 72 62
												299 A Omaha 64 70
												302 A Hofstra 39 51
												304 A UMBC 63 65
												326 A UMES 55 44
												336 A Saint Peter's 77 78
												342 A Coppin St. 47 42
												349 H South Carolina St. 77 47
												350 A Florida A&M 59 47
LAST 10 Division I												
				326	A	UMES	55 44	350	A	Florida A&M	59 47	
				342	A	Coppin St.	47 42	349	H	South Carolina St.	77 47	
				138	H	N.C. A&T	42 38	259	A	Delaware St.	61 69	
				239	H	Howard	74 67	202	N	Akron	45 52	
				150	A	Bethune-Cookman	65 74	83	N	Stony Brook	56 63	

Non-Div I Games: Washington Adventis84 52 Notre Dame (MD) 113 34

Morgan St.

Loss, Non-Conf, S Site, H Home A Away N Neutral

Average RPI Win:	281	WON-LOST	WINNING	LAST 10	STRENGTH OF	OPP. STRENGTH	TEAM	ADJ.	CONF.	ADJ CONF.
Average RPI Loss:	152	RECORD	PCT. RANK	GAMES	SCHEDULE	OF SCHEDULE	RPI	RPI	RPI	RPI
DIV. I ONLY	9- 9	174	6-4	302	224	241	241	29	29	
DIV. I NON-CONF.	4- 7	225	1-2	156	125	198	198	29	29	
TOTALS	RPI 1-25	RPI 26-50	W-L RECORDS	RPI 51-100	RPI 101-150	RPI 150+				
9- 9	0- 2	0- 1	OVERALL	0- 0	1- 1	8- 5				
6- 2	0- 0	0- 0	HOME	0- 0	0- 1	6- 1				
2- 6	0- 2	0- 1	AWAY	0- 0	0- 0	2- 3				
1- 1	0- 0	0- 0	NEUTRAL	0- 0	1- 0	0- 1				
4- 7	0- 2	0- 1	NON-CONFERENCE	0- 0	1- 1	3- 3				
2- 1	0- 0	0- 0	HOME	0- 0	0- 1	2- 0				
1- 5	0- 2	0- 1	AWAY	0- 0	0- 0	1- 2				
1- 1	0- 0	0- 0	NEUTRAL	0- 0	1- 0	0- 1				
5- 2	0- 0	0- 0	CONFERENCE	0- 0	0- 0	5- 2				
4- 1	0- 0	0- 0	HOME	0- 0	0- 0	4- 1				
1- 1	0- 0	0- 0	AWAY	0- 0	0- 0	1- 1				
0- 0	0- 0	0- 0	NEUTRAL	0- 0	0- 0	0- 0				

RPI 1-25				RPI 26-50				RPI 51-100				RPI 101+ Team's RPI: 241			
RPI	S	Opponent	Score	RPI	S	Opponent	Score	RPI	S	Opponent	Score	RPI	S	Opponent	Score
14	A	Indiana	52 75	28	A	Old Dominion	34 85					118	N	Richmond	75 67
22	A	Kentucky	44 67									143	H	Lehigh	65 66
												169	A	Merrimack	55 76
												174	A	Towson	57 73
												181	N	Hampton	60 68
												238	A	Radford	75 58
												275	H	Wagner	78 63
												284	H	Loyola Maryland	81 75
												304	H	UMBC	71 61
												309	A	Bryant	76 70
												309	H	Bryant	67 72
												310	H	St. Francis Brooklyn	69 60
												326	A	UMES	76 78
												344	H	Central Conn. St.	72 64
												348	H	LIU Brooklyn	75 57
LAST 10 Division I															
309	H	Bryant	67 72	348	H	LIU Brooklyn	75 57								
310	H	St. Francis Brooklyn	69 60	275	H	Wagner	78 63								
344	H	Central Conn. St.	72 64	28	A	Old Dominion	34 85								
169	A	Merrimack	55 76	118	N	Richmond	75 67								
309	A	Bryant	76 70	181	N	Hampton	60 68								

Non-Div I Games: Frostburg St. 94 40

Mt. St. Mary's

Average RPI Win:	268	WON-LOST	WINNING	LAST 10	STRENGTH OF	OPP. STRENGTH	TEAM	ADJ.	CONF.	ADJ CONF.
Average RPI Loss:	109	RECORD	PCT. RANK	GAMES	SCHEDULE	OF SCHEDULE	RPI	RPI	RPI	RPI
DIV. I ONLY	8- 10	210	3-7	204	222	207	207	20	20	
DIV. I NON-CONF.	5- 4	140	0-1	298	107	175	175	24	24	
TOTALS	RPI 1-25	RPI 26-50	W-L RECORDS	RPI 51-100	RPI 101-150	RPI 150+				
8- 10	0- 2	0- 0	OVERALL	0- 4	1- 1	7- 3				
5- 3	0- 0	0- 0	HOME	0- 2	1- 0	4- 1				
3- 7	0- 2	0- 0	AWAY	0- 2	0- 1	3- 2				
0- 0	0- 0	0- 0	NEUTRAL	0- 0	0- 0	0- 0				
5- 4	0- 2	0- 0	NON-CONFERENCE	0- 1	0- 0	5- 1				
2- 1	0- 0	0- 0	HOME	0- 0	0- 0	2- 1				
3- 3	0- 2	0- 0	AWAY	0- 1	0- 0	3- 0				
0- 0	0- 0	0- 0	NEUTRAL	0- 0	0- 0	0- 0				
3- 6	0- 0	0- 0	CONFERENCE	0- 3	1- 1	2- 2				
3- 2	0- 0	0- 0	HOME	0- 2	1- 0	2- 0				
0- 4	0- 0	0- 0	AWAY	0- 1	0- 1	0- 2				
0- 0	0- 0	0- 0	NEUTRAL	0- 0	0- 0	0- 0				

RPI 1-25				RPI 26-50				RPI 51-100				RPI 101+ Team's RPI: 207			
RPI	S	Opponent	Score	RPI	S	Opponent	Score	RPI	S	Opponent	Score	RPI	S	Opponent	Score
3	A	Louisville	40 76					54	H	Belmont	56 86	146	A	Southeast Mo. St.	73 88
15	A	Mississippi St.	43 124					73	A	UT Martin	56 98	146	H	Southeast Mo. St.	70 62
								73	H	UT Martin	64 89	155	A	Tennessee Tech	72 77
								88	A	Southern Ill.	66 76	167	H	Samford	56 84
												210	H	Arkansas St.	77 62
												249	H	Eastern Ill.	92 87
												263	A	Lipscomb	67 57
												273	H	Indiana St.	70 62
												312	A	Evansville	61 59
												313	A	Jacksonville St.	51 68
												343	H	Tennessee St.	100 62
												351	A	Mississippi Val.	72 66
LAST 10 Division I															
249	H	Eastern Ill.	92 87	155	A	Tennessee Tech	72 77								
343	H	Tennessee St.	100 62	313	A	Jacksonville St.	51 68								
54	H	Belmont	56 86	146	H	Southeast Mo. St.	70 62								
146	A	Southeast Mo. St.	73 88	73	H	UT Martin	64 89								
73	A	UT Martin	56 98	167	H	Samford	56 84								

Non-Div I Games: Cumberland (TN) 93 60 Christian Bros. 95 59

Murray St.

■ Loss, 
 ■ Non-Conf, S Site, 
 ■ Home 
 ■ Away 
 N Neutral

Average RPI Win:	241	WON-LOST	WINNING	LAST 10	STRENGTH OF	OPP. STRENGTH	TEAM	ADJ.	CONF.	ADJ CONF.
Average RPI Loss:	127	RECORD	PCT. RANK	GAMES	SCHEDULE	OF SCHEDULE	RPI	RPI	RPI	RPI
DIV. I ONLY	11- 6	93	7-3	283	136	138	138	30	30	
DIV. I NON-CONF.	6- 4	123	2-1	119	42	62	62	31	31	
TOTALS	RPI 1-25	RPI 26-50	W-L RECORDS	RPI 51-100	RPI 101-150	RPI 150+				
11- 6	0- 1	0- 0	OVERALL	0- 2	2- 1	9- 2				
4- 1	0- 0	0- 0	HOME	0- 0	1- 1	3- 0				
6- 4	0- 1	0- 0	AWAY	0- 1	1- 0	5- 2				
1- 1	0- 0	0- 0	NEUTRAL	0- 1	0- 0	1- 0				
6- 4	0- 1	0- 0	NON-CONFERENCE	0- 2	2- 0	4- 1				
2- 0	0- 0	0- 0	HOME	0- 0	1- 0	1- 0				
3- 3	0- 1	0- 0	AWAY	0- 1	1- 0	2- 1				
1- 1	0- 0	0- 0	NEUTRAL	0- 1	0- 0	1- 0				
5- 2	0- 0	0- 0	CONFERENCE	0- 0	0- 1	5- 1				
2- 1	0- 0	0- 0	HOME	0- 0	0- 1	2- 0				
3- 1	0- 0	0- 0	AWAY	0- 0	0- 0	3- 1				
0- 0	0- 0	0- 0	NEUTRAL	0- 0	0- 0	0- 0				

RPI 1-25				RPI 26-50				RPI 51-100				RPI 101+ Team's RPI: 138			
RPI	S	Opponent	Score	RPI	S	Opponent	Score	RPI	S	Opponent	Score	RPI	S	Opponent	Score
18	A	NC State	44 80					58	N	Miami (FL)	67 68	105	A	VCU	69 58
								71	A	Georgia	54 72	131	H	UNC Greensboro	57 48
												150	H	Bethune-Cookman	58 69
												172	A	Clemson	82 74
												202	A	Akron	52 64
												210	N	Arkansas St.	55 50
												243	H	ETSU	80 69
												253	A	Morehead St.	74 56
												259	A	Delaware St.	69 45
												259	H	Delaware St.	58 53
												265	A	Morgan St.	38 42
												326	A	UMES	67 31
												342	A	Coppin St.	84 38
												350	H	Florida A&M	71 44
LAST 10 Division I															
259	H	Delaware St.	58 53	326	A	UMES	67 31								
150	H	Bethune-Cookman	58 69	350	H	Florida A&M	71 44								
265	A	Morgan St.	38 42	105	A	VCU	69 58								
342	A	Coppin St.	84 38	172	A	Clemson	82 74								
259	A	Delaware St.	69 45	202	A	Akron	52 64								

Non-Div I Games: Saint Augustine's 75 44 Johnson &amp; Wales (NC121 61

N.C. A&amp;T

Loss, Non-Conf, S Site, H Home A Away N Neutral

N.C. Central

Through Games Of Jan. 30, 2020

Average RPI Win:	294	WON-LOST	WINNING	LAST 10	STRENGTH OF	OPP. STRENGTH	TEAM	ADJ.	CONF.	ADJ CONF.
Average RPI Loss:	195	RECORD	PCT. RANK	GAMES	SCHEDULE	OF SCHEDULE	RPI	RPI	RPI	RPI
DIV. I ONLY	4- 13	302	3-7	330	236	323	323	30	30	
DIV. I NON-CONF.	2- 9	304	1-3	203	215	303	303	31	31	
TOTALS	RPI 1-25	RPI 26-50	W-L RECORDS	RPI 51-100	RPI 101-150	RPI 150+				
4- 13	0- 1	0- 0	OVERALL	0- 1	1- 2	3- 9				
2- 4	0- 0	0- 0	HOME	0- 0	1- 0	1- 4				
2- 8	0- 1	0- 0	AWAY	0- 1	0- 2	2- 4				
0- 1	0- 0	0- 0	NEUTRAL	0- 0	0- 0	0- 1				
2- 9	0- 1	0- 0	NON-CONFERENCE	0- 1	1- 1	1- 6				
1- 3	0- 0	0- 0	HOME	0- 0	1- 0	0- 3				
1- 5	0- 1	0- 0	AWAY	0- 1	0- 1	1- 2				
0- 1	0- 0	0- 0	NEUTRAL	0- 0	0- 0	0- 1				
2- 4	0- 0	0- 0	CONFERENCE	0- 0	0- 1	2- 3				
1- 1	0- 0	0- 0	HOME	0- 0	0- 0	1- 1				
1- 3	0- 0	0- 0	AWAY	0- 0	0- 1	1- 2				
0- 0	0- 0	0- 0	NEUTRAL	0- 0	0- 0	0- 0				

RPI 1-25				RPI 26-50				RPI 51-100				RPI 101+ Team's RPI: 323			
RPI	S	Opponent	Score	RPI	S	Opponent	Score	RPI	S	Opponent	Score	RPI	S	Opponent	Score
7	A	Iowa	50 102					60	A	North Carolina	53 92	124	A	California	69 90
												128	H	Campbell	67 64
												150	A	Bethune-Cookman	52 73
												156	A	CSU Bakersfield	71 80
												187	N	Penn St.	68 92
												212	H	High Point	58 78
												244	A	Col. of Charleston	78 85
												258	H	Winthrop	46 56
												259	A	Delaware St.	54 64
												259	H	Delaware St.	60 64
												292	H	FIU	58 59
												326	A	UMES	63 65
												348	A	LIU Brooklyn	61 59
												350	A	Florida A&M	71 70
												350	H	Florida A&M	66 57
LAST 10 Division I															
259	H	Delaware St.	60 64	350	H	Florida A&M	66 57								
350	A	Florida A&M	71 70	348	A	LIU Brooklyn	61 59								
150	A	Bethune-Cookman	52 73	7	A	Iowa	50 102								
326	A	UMES	63 65	60	A	North Carolina	53 92								
259	A	Delaware St.	54 64	292	H	FIU	58 59								

Non-Div I Games: Washington Adventis83 48 Lincoln (PA) 53 68

N.C. Central

Loss, Non-Conf, S Site, H Home A Away N Neutral



Average RPI Win:	137	WON-LOST	WINNING	LAST 10	STRENGTH OF	OPP. STRENGTH	TEAM	ADJ.	CONF.	ADJ CONF.
Average RPI Loss:	60	RECORD	PCT. RANK	GAMES	SCHEDULE	OF SCHEDULE	RPI	RPI	RPI	RPI
DIV. I ONLY	20- 1	3	9-1	118	20	18	18	5	5	
DIV. I NON-CONF.	11- 0	1	0	194	43	19	19	3	3	
TOTALS	RPI 1-25	RPI 26-50	W-L RECORDS	RPI 51-100	RPI 101-150	RPI 150+				
20- 1	2- 0	3- 0	OVERALL	3- 1	2- 0	10- 0				
12- 0	2- 0	2- 0	HOME	2- 0	1- 0	5- 0				
6- 1	0- 0	0- 0	AWAY	1- 1	1- 0	4- 0				
2- 0	0- 0	1- 0	NEUTRAL	0- 0	0- 0	1- 0				
11- 0	1- 0	1- 0	NON-CONFERENCE	0- 0	1- 0	8- 0				
7- 0	1- 0	0- 0	HOME	0- 0	1- 0	5- 0				
2- 0	0- 0	0- 0	AWAY	0- 0	0- 0	2- 0				
2- 0	0- 0	1- 0	NEUTRAL	0- 0	0- 0	1- 0				
9- 1	1- 0	2- 0	CONFERENCE	3- 1	1- 0	2- 0				
5- 0	1- 0	2- 0	HOME	2- 0	0- 0	0- 0				
4- 1	0- 0	0- 0	AWAY	1- 1	1- 0	2- 0				
0- 0	0- 0	0- 0	NEUTRAL	0- 0	0- 0	0- 0				

RPI	S	Opponent	Score	RPI	S	Opponent	Score	RPI	S	Opponent	Score	RPI	S	Opponent	Score
6	H	Maryland	66 59	29	N	Texas	84 73	60	A	North Carolina	60 66	123	A	Notre Dame	90 56
23	H	Florida St.	68 51	34	H	Virginia Tech	76 69	60	H	North Carolina	76 68	138	H	N.C. A&T	80 44
				43	H	Virginia	80 60	65	A	Boston College	72 54	151	H	Elon	62 49
								90	H	Wake Forest	59 45	168	A	Saint Mary's (CA)	87 70
												172	A	Clemson	79 60
												190	A	Hawaii	68 59
												215	H	Lamar University	81 40
												231	H	Chattanooga	74 38
												237	N	North Texas	76 65
												246	H	Maine	62 34
												250	H	UNCW	80 40
												276	A	Pittsburgh	88 44
LAST 10 Division I															
172	A	Clemson	79 60	123	A	Notre Dame	90 56								
60	H	North Carolina	76 68	60	A	North Carolina	60 66								
276	A	Pittsburgh	88 44	43	H	Virginia	80 60								
90	H	Wake Forest	59 45	34	H	Virginia Tech	76 69								
23	H	Florida St.	68 51	65	A	Boston College	72 54								

Non-Div I Games:

NC State

■ Loss, 
 ■ Non-Conf, S Site, 
 ■ Home 
 ■ Away 
 N Neutral

Average RPI Win: <b>330</b>	WON-LOST	WINNING	LAST 10	STRENGTH OF	OPP. STRENGTH	TEAM	ADJ.	CONF.	ADJ CONF.
Average RPI Loss: <b>183</b>	RECORD	PCT. RANK	GAMES	SCHEDULE	OF SCHEDULE	RPI	RPI	RPI	RPI
DIV. I ONLY	3- 17	329	0-10	270	299	331	331	16	16
DIV. I NON-CONF.	3- 10	282	0-3	293	343	326	326	16	16
TOTALS	RPI 1-25	RPI 26-50	W-L RECORDS	RPI 51-100	RPI 101-150	RPI 150+			
3- 17	0- 0	0- 2	OVERALL	0- 2	0- 3	3- 10			
2- 6	0- 0	0- 0	HOME	0- 1	0- 2	2- 3			
1- 11	0- 0	0- 2	AWAY	0- 1	0- 1	1- 7			
0- 0	0- 0	0- 0	NEUTRAL	0- 0	0- 0	0- 0			
3- 10	0- 0	0- 1	NON-CONFERENCE	0- 1	0- 2	3- 6			
2- 3	0- 0	0- 0	HOME	0- 1	0- 1	2- 1			
1- 7	0- 0	0- 1	AWAY	0- 0	0- 1	1- 5			
0- 0	0- 0	0- 0	NEUTRAL	0- 0	0- 0	0- 0			
0- 7	0- 0	0- 1	CONFERENCE	0- 1	0- 1	0- 4			
0- 3	0- 0	0- 0	HOME	0- 0	0- 1	0- 2			
0- 4	0- 0	0- 1	AWAY	0- 1	0- 0	0- 2			
0- 0	0- 0	0- 0	NEUTRAL	0- 0	0- 0	0- 0			

RPI 1-25	RPI 26-50	RPI 51-100	RPI 101+	Team's RPI: 331
RPI S Opponent Score	RPI S Opponent Score	RPI S Opponent Score	RPI S Opponent Score	Score
	31  FGCU 39  82	79  North Florida 48  71	113  Liberty 53  67	
	48  Colorado 57  80	93  Colgate 52  79	114  Penn 51  85	
			136  Cornell 44  68	
			166  Columbia 43  99	
			188  Binghamton 40  75	
			203  Jacksonville 67  88	
			216  Kennesaw St. 64  77	
			256  Stetson 49  72	
			263  Lipscomb 57  65	
			275  Wagner 59  61	
			296  Vermont 59  65	
			308  Air Force 48  68	
			310  St. Francis Brooklyn 88 69	
			332  Fairleigh Dickinson 59  68	
			336  Saint Peter's 76 73	
			345  Hartford 61 52	
LAST 10 Division I				
	256  Stetson 49  72	79  North Florida 48  71		
	31  FGCU 39  82	113  Liberty 53  67		
	263  Lipscomb 57  65	188  Binghamton 40  75		
	216  Kennesaw St. 64  77	166  Columbia 43  99		
	203  Jacksonville 67  88	296  Vermont 59  65		

Non-Div I Games:

NJIT

Average RPI Win: <b>229</b>	WON-LOST	WINNING	LAST 10	STRENGTH OF	OPP. STRENGTH	TEAM	ADJ.	CONF.	ADJ CONF.
Average RPI Loss: <b>160</b>	RECORD	PCT. RANK	GAMES	SCHEDULE	OF SCHEDULE	RPI	RPI	RPI	RPI
DIV. I ONLY	6- 13	268	2-8	202	212	277	277	15	15
DIV. I NON-CONF.	4- 6	212	0-1	315	205	284	284	15	15
TOTALS	RPI 1-25	RPI 26-50	W-L RECORDS	RPI 51-100	RPI 101-150	RPI 150+			
6- 13	0- 0	0- 0	OVERALL	0- 3	0- 4	6- 6			
5- 4	0- 0	0- 0	HOME	0- 1	0- 2	5- 1			
1- 9	0- 0	0- 0	AWAY	0- 2	0- 2	1- 5			
0- 0	0- 0	0- 0	NEUTRAL	0- 0	0- 0	0- 0			
4- 6	0- 0	0- 0	NON-CONFERENCE	0- 1	0- 0	4- 5			
3- 1	0- 0	0- 0	HOME	0- 0	0- 0	3- 1			
1- 5	0- 0	0- 0	AWAY	0- 1	0- 0	1- 4			
0- 0	0- 0	0- 0	NEUTRAL	0- 0	0- 0	0- 0			
2- 7	0- 0	0- 0	CONFERENCE	0- 2	0- 4	2- 1			
2- 3	0- 0	0- 0	HOME	0- 1	0- 2	2- 0			
0- 4	0- 0	0- 0	AWAY	0- 1	0- 2	0- 1			
0- 0	0- 0	0- 0	NEUTRAL	0- 0	0- 0	0- 0			

RPI 1-25				RPI 26-50				RPI 51-100				RPI 101+				Team's RPI: 277	
RPI	S	Opponent	Score	RPI	S	Opponent	Score	RPI	S	Opponent	Score	RPI	S	Opponent	Score		
								60	A	North Carolina	40	80	115	A	Holy Cross	43	57
								66	H	Bucknell	34	61	115	H	Holy Cross	49	58
								93	A	Colgate	55	80	143	A	Lehigh	40	70
													143	H	Lehigh	53	60
													172	A	Clemson	65	52
													183	A	Lafayette	52	79
													189	H	Boston U.	46	41
													198	H	La Salle	61	46
													199	A	Saint Joseph's	40	49
													205	A	Fairfield	52	66
													216	H	Kennesaw St.	82	62
													220	H	George Mason	58	67
													246	A	Maine	41	46
													288	H	Army West Point	57	45
													296	A	Vermont	56	64
													308	H	Air Force	67	59
LAST 10 Division I																	
				115	A	Holy Cross	43	57	93	A	Colgate	55	80				
				288	H	Army West Point	57	45	66	H	Bucknell	34	61				
				189	H	Boston U.	46	41	115	H	Holy Cross	49	58				
				183	A	Lafayette	52	79	143	A	Lehigh	40	70				
				143	H	Lehigh	53	60	199	A	Saint Joseph's	40	49				

Non-Div I Games: Stevenson 70 36

Navy

■ Loss, 
 ■ Non-Conf, 
 ■ S Site, 
 ■ H Home 
 ■ A Away 
 N Neutral

## Nebraska

Through Games Of Jan. 30, 2020

Average RPI Win:	164	WON-LOST	WINNING	LAST 10	STRENGTH OF	OPP. STRENGTH	TEAM	ADJ.	CONF.	ADJ CONF.
Average RPI Loss:	45	RECORD	PCT. RANK	GAMES	SCHEDULE	OF SCHEDULE	RPI	RPI	RPI	RPI
DIV. I ONLY	15- 6	53	5-5	86	50	56	56	2	2	
DIV. I NON-CONF.	10- 1	19	0	279	162	91	91	2	2	
TOTALS	RPI 1-25	RPI 26-50	W-L RECORDS	RPI 51-100	RPI 101-150	RPI 150+				
15- 6	1- 1	2- 3	OVERALL	2- 1	3- 1	7- 0				
11- 2	1- 0	2- 2	HOME	1- 0	1- 0	6- 0				
2- 4	0- 1	0- 1	AWAY	0- 1	2- 1	0- 0				
2- 0	0- 0	0- 0	NEUTRAL	1- 0	0- 0	1- 0				
10- 1	0- 0	1- 1	NON-CONFERENCE	1- 0	1- 0	7- 0				
7- 1	0- 0	1- 1	HOME	0- 0	0- 0	6- 0				
1- 0	0- 0	0- 0	AWAY	0- 0	1- 0	0- 0				
2- 0	0- 0	0- 0	NEUTRAL	1- 0	0- 0	1- 0				
5- 5	1- 1	1- 2	CONFERENCE	1- 1	2- 1	0- 0				
4- 1	1- 0	1- 1	HOME	1- 0	1- 0	0- 0				
1- 4	0- 1	0- 1	AWAY	0- 1	1- 1	0- 0				
0- 0	0- 0	0- 0	NEUTRAL	0- 0	0- 0	0- 0				

RPI	S	Opponent	Score	RPI	S	Opponent	Score	RPI	S	Opponent	Score	RPI	S	Opponent	Score
6	A	Maryland	69 87	26	H	Purdue	68 76	63	A	Minnesota	61 67	101	A	Michigan St.	70 78
7	H	Iowa	78 69	36	H	Creighton	74 79	63	H	Minnesota	72 58	121	A	Wisconsin	72 71
				37	H	Duke	83 79	81	N	Southern California	67 54	121	H	Wisconsin	65 50
				39	A	Rutgers	65 69					148	A	Missouri	90 85
				46	H	Michigan	74 71					214	H	Manhattan	71 51
												240	H	Oral Roberts	77 67
												245	H	Southern U.	73 39
												265	H	Morgan St.	78 55
												266	N	Sacred Heart	72 49
												278	H	Alabama A&M	68 46
												322	H	SIUE	63 49
LAST 10 Division I															
63	A	Minnesota	61 67	39	A	Rutgers	65 69								
121	A	Wisconsin	72 71	121	H	Wisconsin	65 50								
26	H	Purdue	68 76	63	H	Minnesota	72 58								
46	H	Michigan	74 71	101	A	Michigan St.	70 78								
6	A	Maryland	69 87	7	H	Iowa	78 69								

Non-Div I Games:

Nebraska

■ Loss, 
 ■ Non-Conf, 
 S Site, 
 ■ Home 
 ■ Away 
 N Neutral

## Nevada

Through Games Of Jan. 30, 2020

Average RPI Win: <b>291</b>	WON-LOST	WINNING	LAST 10	STRENGTH OF	OPP. STRENGTH	TEAM	ADJ.	CONF.	ADJ CONF.
Average RPI Loss: <b>171</b>	RECORD	PCT. RANK	GAMES	SCHEDULE	OF SCHEDULE	RPI	RPI	RPI	RPI
DIV. I ONLY	9- 11	205	4-6	318	267	282	282	17	17
DIV. I NON-CONF.	6- 4	123	1-0	323	313	230	230	23	23
TOTALS	RPI 1-25	RPI 26-50	W-L RECORDS	RPI 51-100	RPI 101-150	RPI 150+			
9- 11	0- 0	0- 0	OVERALL	0- 2	0- 3	9- 6			
7- 3	0- 0	0- 0	HOME	0- 0	0- 2	7- 1			
1- 8	0- 0	0- 0	AWAY	0- 2	0- 1	1- 5			
1- 0	0- 0	0- 0	NEUTRAL	0- 0	0- 0	1- 0			
6- 4	0- 0	0- 0	NON-CONFERENCE	0- 2	0- 1	6- 1			
4- 1	0- 0	0- 0	HOME	0- 0	0- 1	4- 0			
1- 3	0- 0	0- 0	AWAY	0- 2	0- 0	1- 1			
1- 0	0- 0	0- 0	NEUTRAL	0- 0	0- 0	1- 0			
3- 7	0- 0	0- 0	CONFERENCE	0- 0	0- 2	3- 5			
3- 2	0- 0	0- 0	HOME	0- 0	0- 1	3- 1			
0- 5	0- 0	0- 0	AWAY	0- 0	0- 1	0- 4			
0- 0	0- 0	0- 0	NEUTRAL	0- 0	0- 0	0- 0			

N  
e  
v  
a  
d  
aN  
e  
v  
a  
d  
a

RPI 1-25				RPI 26-50				RPI 51-100				RPI 101+ Team's RPI: 282					
RPI	S	Opponent	Score	RPI	S	Opponent	Score	RPI	S	Opponent	Score	RPI	S	Opponent	Score		
								81	A	Southern California	47	50	111	H	SFA	65	80
								97	A	Utah	62	68	112	A	Boise St.	40	54
													125	H	San Jose St.	70	72
													168	H	Saint Mary's (CA)	78	72
													186	A	UNLV	64	66
													193	A	Portland St.	75	80
													196	A	New Mexico	67	87
													206	A	Wyoming	59	83
													254	H	San Diego St.	70	69
													270	A	Colorado St.	70	75
													270	H	Colorado St.	74	63
													287	H	Utah St.	69	60
													308	H	Air Force	61	68
													317	N	UTRGV	62	57
													319	H	Sacramento St.	83	72
													324	A	Utah Valley	60	57
													333	H	Cal Poly	71	40
													347	H	Chicago St.	80	60
LAST 10 Division I																	
270	H	Colorado St.	74	63	287	H	Utah St.	69	60								
196	A	New Mexico	67	87	125	H	San Jose St.	70	72								
186	A	UNLV	64	66	112	A	Boise St.	40	54								
254	H	San Diego St.	70	69	270	A	Colorado St.	70	75								
206	A	Wyoming	59	83	333	H	Cal Poly	71	40								

Non-Div I Games: Stanislaus St. 80 62

Nevada

■ Loss, 
 ■ Non-Conf, S Site, 
 ■ Home 
 ■ Away 
 N Neutral

# New Hampshire

Through Games Of Jan. 30, 2020

Average RPI Win:	318	WON-LOST	WINNING	LAST 10	STRENGTH OF	OPP. STRENGTH	TEAM	ADJ.	CONF.	ADJ CONF.
Average RPI Loss:	156	RECORD	PCT. RANK	GAMES	SCHEDULE	OF SCHEDULE	RPI	RPI	RPI	RPI
DIV. I ONLY	6- 13	268	4-6	207	310	261	261	28	28	
DIV. I NON-CONF.	2- 9	304	0-2	161	259	289	289	27	27	
TOTALS	RPI 1-25	RPI 26-50	W-L RECORDS	RPI 51-100	RPI 101-150	RPI 150+				
6- 13	0- 2	0- 0	OVERALL	0- 1	0- 2	6- 8				
2- 5	0- 0	0- 0	HOME	0- 1	0- 0	2- 4				
4- 8	0- 2	0- 0	AWAY	0- 0	0- 2	4- 4				
0- 0	0- 0	0- 0	NEUTRAL	0- 0	0- 0	0- 0				
2- 9	0- 2	0- 0	NON-CONFERENCE	0- 0	0- 2	2- 5				
1- 3	0- 0	0- 0	HOME	0- 0	0- 0	1- 3				
1- 6	0- 2	0- 0	AWAY	0- 0	0- 2	1- 2				
0- 0	0- 0	0- 0	NEUTRAL	0- 0	0- 0	0- 0				
4- 4	0- 0	0- 0	CONFERENCE	0- 1	0- 0	4- 3				
1- 2	0- 0	0- 0	HOME	0- 1	0- 0	1- 1				
3- 2	0- 0	0- 0	AWAY	0- 0	0- 0	3- 2				
0- 0	0- 0	0- 0	NEUTRAL	0- 0	0- 0	0- 0				

RPI 1-25				RPI 26-50				RPI 51-100				RPI 101+ Team's RPI: 261			
RPI	S	Opponent	Score	RPI	S	Opponent	Score	RPI	S	Opponent	Score	RPI	S	Opponent	Score
8	A	Baylor	29 97					83	H	Stony Brook	44 53	115	A	Holy Cross	61 82
20	A	Princeton	37 77									139	A	Massachusetts	65 67
												157	A	Dartmouth	47 66
												169	A	Merrimack	54 64
												188	H	Binghamton	53 63
												189	H	Boston U.	64 78
												209	A	UMass Lowell	53 58
												218	H	Brown	68 76
												246	A	Maine	50 67
												283	H	North Dakota St.	61 67
												296	A	Vermont	59 51
												304	A	UMBC	72 63
												307	A	Albany (NY)	48 47
												309	A	Bryant	68 56
												344	H	Central Conn. St.	70 59
												345	H	Hartford	72 71
LAST 10 Division I															
296	A	Vermont	59 51	246	A	Maine	50 67								
188	H	Binghamton	53 63	345	H	Hartford	72 71								
304	A	UMBC	72 63	209	A	UMass Lowell	53 58								
307	A	Albany (NY)	48 47	20	A	Princeton	37 77								
83	H	Stony Brook	44 53	115	A	Holy Cross	61 82								

Non-Div I Games: Wheaton (MA) 89 44

New Hampshire

Loss, Non-Conf, S Site, H Home A Away N Neutral

Average RPI Win:	239	WON-LOST	WINNING	LAST 10	STRENGTH OF	OPP. STRENGTH	TEAM	ADJ.	CONF.	ADJ CONF.
Average RPI Loss:	135	RECORD	PCT. RANK	GAMES	SCHEDULE	OF SCHEDULE	RPI	RPI	RPI	RPI
DIV. I ONLY	11- 11	174	3-7	174	186	196	196	17	17	
DIV. I NON-CONF.	8- 4	90	0-2	213	144	134	134	23	23	
TOTALS	RPI 1-25	RPI 26-50	W-L RECORDS	RPI 51-100	RPI 101-150	RPI 150+				
11- 11	0- 1	0- 1	OVERALL	0- 2	2- 3	9- 4				
7- 5	0- 0	0- 0	HOME	0- 1	1- 1	6- 3				
3- 5	0- 1	0- 0	AWAY	0- 1	0- 2	3- 1				
1- 1	0- 0	0- 1	NEUTRAL	0- 0	1- 0	0- 0				
8- 4	0- 1	0- 1	NON-CONFERENCE	0- 1	2- 0	6- 1				
5- 2	0- 0	0- 0	HOME	0- 1	1- 0	4- 1				
2- 1	0- 1	0- 0	AWAY	0- 0	0- 0	2- 0				
1- 1	0- 0	0- 1	NEUTRAL	0- 0	1- 0	0- 0				
3- 7	0- 0	0- 0	CONFERENCE	0- 1	0- 3	3- 3				
2- 3	0- 0	0- 0	HOME	0- 0	0- 1	2- 2				
1- 4	0- 0	0- 0	AWAY	0- 1	0- 2	1- 1				
0- 0	0- 0	0- 0	NEUTRAL	0- 0	0- 0	0- 0				

RPI S	Opponent	Score	RPI S	Opponent	Score	RPI S	Opponent	Score	RPI S	Opponent	Score	Team's RPI: 196
25	A Arizona St.	47 84	38	N West Virginia	60 73	75	H Ball St.	57 70	112	A Boise St.	82 83	
						82	A Fresno St.	81 84	125	A San Jose St.	85 89	
									125	H San Jose St.	80 81	
									141	H Providence	86 68	
									148	N Missouri	71 68	
									164	H Houston	81 71	
									186	H UNLV	51 68	
									195	H Northern Ariz.	83 76	
									206	H Wyoming	66 73	
									217	A UTEP	93 78	
									254	A San Diego St.	74 75	
									260	H LMU (CA)	72 73	
									270	H Colorado St.	73 62	
									281	H UC Riverside	80 70	
									282	H Nevada	87 67	
									308	A Air Force	75 53	
									311	A New Mexico St.	86 67	
									311	H New Mexico St.	107 53	
LAST 10 Division I												
254	A San Diego St.	74 75	308	A Air Force	75 53							
282	H Nevada	87 67	82	A Fresno St.	81 84							
125	A San Jose St.	85 89	125	H San Jose St.	80 81							
186	H UNLV	51 68	75	H Ball St.	57 70							
270	H Colorado St.	73 62	260	H LMU (CA)	72 73							

Non-Div I Games: Northern N.M. 92 44

New Mexico

■ Loss, 
■ Non-Conf, S Site, 
■ Home 
■ Away 
N Neutral

Average RPI Win:	315	WON-LOST	WINNING	LAST 10	STRENGTH OF	OPP. STRENGTH	TEAM	ADJ.	CONF.	ADJ CONF.
Average RPI Loss:	202	RECORD	PCT. RANK	GAMES	SCHEDULE	OF SCHEDULE	RPI	RPI	RPI	RPI
DIV. I ONLY	6- 13	268	4-6	304	332	311	311	31	31	
DIV. I NON-CONF.	2- 10	313	0-3	242	295	323	323	32	32	
TOTALS	RPI 1-25	RPI 26-50	W-L RECORDS	RPI 51-100	RPI 101-150	RPI 150+				
6- 13	0- 1	0- 0	OVERALL	0- 1	0- 1	6- 10				
4- 6	0- 1	0- 0	HOME	0- 0	0- 0	4- 5				
2- 5	0- 0	0- 0	AWAY	0- 1	0- 0	2- 4				
0- 2	0- 0	0- 0	NEUTRAL	0- 0	0- 1	0- 1				
2- 10	0- 1	0- 0	NON-CONFERENCE	0- 1	0- 1	2- 7				
1- 5	0- 1	0- 0	HOME	0- 0	0- 0	1- 4				
1- 3	0- 0	0- 0	AWAY	0- 1	0- 0	1- 2				
0- 2	0- 0	0- 0	NEUTRAL	0- 0	0- 1	0- 1				
4- 3	0- 0	0- 0	CONFERENCE	0- 0	0- 0	4- 3				
3- 1	0- 0	0- 0	HOME	0- 0	0- 0	3- 1				
1- 2	0- 0	0- 0	AWAY	0- 0	0- 0	1- 2				
0- 0	0- 0	0- 0	NEUTRAL	0- 0	0- 0	0- 0				

RPI 1-25				RPI 26-50				RPI 51-100				RPI 101+ Team's RPI: 311			
RPI	S	Opponent	Score	RPI	S	Opponent	Score	RPI	S	Opponent	Score	RPI	S	Opponent	Score
25	H	Arizona St.	47 70					87	A	Abilene Christian	54 67	144	N	Western Mich.	76 79
												156	A	CSU Bakersfield	59 60
												196	A	New Mexico	53 107
												196	H	New Mexico	67 86
												217	A	UTEP	45 65
												217	H	UTEP	57 63
												228	H	Pepperdine	69 72
												230	A	UMKC	52 56
												281	H	UC Riverside	58 60
												293	H	California Baptist	57 56
												297	A	Denver	78 75
												306	H	Weber St.	77 47
												317	H	UTRGV	76 75
												324	H	Utah Valley	54 58
												329	H	Seattle U	83 65
												330	N	Georgia St.	51 59
												347	A	Chicago St.	73 60
LAST 10 Division I															
156	A	CSU Bakersfield	59 60	347	A	Chicago St.	73 60								
317	H	UTRGV	76 75	293	H	California Baptist	57 56								
329	H	Seattle U	83 65	87	A	Abilene Christian	54 67								
324	H	Utah Valley	54 58	25	H	Arizona St.	47 70								
230	A	UMKC	52 56	196	A	New Mexico	53 107								

Non-Div I Games: Western N.M. 75 56

New Mexico St.

■ Loss, 
 ■ Non-Conf, 
 ■ S Site, 
 ■ H Home 
 ■ A Away 
 N Neutral



New Orleans

Through Games Of Jan. 30, 2020

Average RPI Win:	255	WON-LOST	WINNING	LAST 10	STRENGTH OF	OPP. STRENGTH	TEAM	ADJ.	CONF.	ADJ CONF.
Average RPI Loss:	115	RECORD	PCT. RANK	GAMES	SCHEDULE	OF SCHEDULE	RPI	RPI	RPI	RPI
DIV. I ONLY	9- 8	158	8-2	159	248	152	152	23	23	
DIV. I NON-CONF.	2- 5	259	1-0	68	139	168	168	20	20	
TOTALS	RPI 1-25	RPI 26-50	W-L RECORDS	RPI 51-100	RPI 101-150	RPI 150+				
9- 8	0- 1	0- 1	OVERALL	0- 2	1- 2	8- 2				
4- 3	0- 0	0- 0	HOME	0- 0	1- 2	3- 1				
5- 5	0- 1	0- 1	AWAY	0- 2	0- 0	5- 1				
0- 0	0- 0	0- 0	NEUTRAL	0- 0	0- 0	0- 0				
2- 5	0- 1	0- 1	NON-CONFERENCE	0- 1	0- 1	2- 1				
1- 1	0- 0	0- 0	HOME	0- 0	0- 1	1- 0				
1- 4	0- 1	0- 1	AWAY	0- 1	0- 0	1- 1				
0- 0	0- 0	0- 0	NEUTRAL	0- 0	0- 0	0- 0				
7- 3	0- 0	0- 0	CONFERENCE	0- 1	1- 1	6- 1				
3- 2	0- 0	0- 0	HOME	0- 0	1- 1	2- 1				
4- 1	0- 0	0- 0	AWAY	0- 1	0- 0	4- 0				
0- 0	0- 0	0- 0	NEUTRAL	0- 0	0- 0	0- 0				

RPI S	Opponent	Score	RPI S	Opponent	Score	RPI S	Opponent	Score	RPI S	Opponent	Score	Team's RPI: 152
24	A LSU	49 83	41	A Arkansas	52 82	55	A Iowa St.	53 71	111	H SFA	53 50	
						87	A Abilene Christian	62 76	126	H A&M-Corpus Christi	53 83	
									134	H Louisiana	60 65	
									159	H Sam Houston St.	46 78	
									197	H North Dakota	79 73	
									215	A Lamar University	62 57	
									219	A Central Ark.	49 37	
									269	A Ole Miss	69 64	
									290	A Texas St.	49 51	
									294	H Nicholls St.	77 65	
									325	A Incarnate Word	67 55	
									328	H McNeese	78 59	
									339	A Northwestern St.	77 63	
LAST 10 Division I												
339	A Northwestern St.	77 63	219	A Central Ark.	49 37							
294	H Nicholls St.	77 65	111	H SFA	53 50							
126	H A&M-Corpus Christi	53 83	215	A Lamar University	62 57							
328	H McNeese	78 59	197	H North Dakota	79 73							
325	A Incarnate Word	67 55	159	H Sam Houston St.	46 78							

Non-Div I Games: Pensacola Christian91 31 Tougaloo 91 69

New Orleans

Loss, Non-Conf, S Site, H Home A Away N Neutral

## Niagara

Through Games Of Jan. 30, 2020

Average RPI Win: <b>300</b>	WON-LOST	WINNING	LAST 10	STRENGTH OF	OPP. STRENGTH	TEAM	ADJ.	CONF.	ADJ CONF.
Average RPI Loss: <b>152</b>	RECORD	PCT. RANK	GAMES	SCHEDULE	OF SCHEDULE	RPI	RPI	RPI	RPI
DIV. I ONLY	7- 12	247	5-5	233	304	255	255	24	24
DIV. I NON-CONF.	2- 7	288	0	177	296	267	267	25	25
TOTALS	RPI 1-25	RPI 26-50	W-L RECORDS	RPI 51-100	RPI 101-150	RPI 150+			
7- 12	0- 0	0- 1	OVERALL	0- 5	0- 1	7- 5			
4- 3	0- 0	0- 0	HOME	0- 3	0- 0	4- 0			
3- 9	0- 0	0- 1	AWAY	0- 2	0- 1	3- 5			
0- 0	0- 0	0- 0	NEUTRAL	0- 0	0- 0	0- 0			
2- 7	0- 0	0- 1	NON-CONFERENCE	0- 2	0- 1	2- 3			
1- 1	0- 0	0- 0	HOME	0- 1	0- 0	1- 0			
1- 6	0- 0	0- 1	AWAY	0- 1	0- 1	1- 3			
0- 0	0- 0	0- 0	NEUTRAL	0- 0	0- 0	0- 0			
5- 5	0- 0	0- 0	CONFERENCE	0- 3	0- 0	5- 2			
3- 2	0- 0	0- 0	HOME	0- 2	0- 0	3- 0			
2- 3	0- 0	0- 0	AWAY	0- 1	0- 0	2- 2			
0- 0	0- 0	0- 0	NEUTRAL	0- 0	0- 0	0- 0			

RPI 1-25				RPI 26-50				RPI 51-100				RPI 101+				Team's RPI: 255
RPI	S	Opponent	Score	RPI	S	Opponent	Score	RPI	S	Opponent	Score	RPI	S	Opponent	Score	
				39	A	Rutgers	37 87	77	H	Buffalo	67 81	136	A	Cornell	59 82	
								80	H	Marist	67 94	188	A	Binghamton	55 74	
								85	A	Rider	75 79	214	A	Manhattan	65 68	
								85	H	Rider	55 71	221	A	Iona	63 57	
								93	A	Colgate	72 85	239	A	Howard	42 91	
												274	H	Oakland	77 63	
												289	A	St. Bonaventure	67 71	
												291	A	Monmouth	73 70	
												300	A	Siena	54 59	
												300	H	Siena	68 61	
												336	H	Saint Peter's	97 89	
												338	H	Canisius	81 62	
												342	A	Coppin St.	82 67	
LAST 10 Division I																
300	A	Siena	54 59	221	A	Iona	63 57									
338	H	Canisius	81 62	80	H	Marist	67 94									
85	H	Rider	55 71	300	H	Siena	68 61									
336	H	Saint Peter's	97 89	214	A	Manhattan	65 68									
291	A	Monmouth	73 70	85	A	Rider	75 79									

Non-Div I Games:

Niagara

■ Loss, 
 ■ Non-Conf, 
 ■ S Site, 
 ■ H Home 
 ■ A Away 
 N Neutral

Average RPI Win:	305	WON-LOST	WINNING	LAST 10	STRENGTH OF	OPP. STRENGTH	TEAM	ADJ.	CONF.	ADJ CONF.
Average RPI Loss:	148	RECORD	PCT. RANK	GAMES	SCHEDULE	OF SCHEDULE	RPI	RPI	RPI	RPI
DIV. I ONLY	4- 14	304	3-7	231	216	294	294	23	23	
DIV. I NON-CONF.	1- 6	318	0	42	57	235	235	20	20	
TOTALS	RPI 1-25	RPI 26-50	W-L RECORDS	RPI 51-100	RPI 101-150	RPI 150+				
4- 14	0- 3	0- 0	OVERALL	0- 2	0- 2	4- 7				
2- 3	0- 0	0- 0	HOME	0- 1	0- 0	2- 2				
2- 10	0- 3	0- 0	AWAY	0- 0	0- 2	2- 5				
0- 1	0- 0	0- 0	NEUTRAL	0- 1	0- 0	0- 0				
1- 6	0- 3	0- 0	NON-CONFERENCE	0- 1	0- 1	1- 1				
1- 0	0- 0	0- 0	HOME	0- 0	0- 0	1- 0				
0- 5	0- 3	0- 0	AWAY	0- 0	0- 1	0- 1				
0- 1	0- 0	0- 0	NEUTRAL	0- 1	0- 0	0- 0				
3- 8	0- 0	0- 0	CONFERENCE	0- 1	0- 1	3- 6				
1- 3	0- 0	0- 0	HOME	0- 1	0- 0	1- 2				
2- 5	0- 0	0- 0	AWAY	0- 0	0- 1	2- 4				
0- 0	0- 0	0- 0	NEUTRAL	0- 0	0- 0	0- 0				

RPI 1-25				RPI 26-50				RPI 51-100				RPI 101+ Team's RPI: 294			
RPI	S	Opponent	Score	RPI	S	Opponent	Score	RPI	S	Opponent	Score	RPI	S	Opponent	Score
14	A	Indiana	47 111					79	N	North Florida	61 64	103	A	Rice	47 71
21	A	TCU	47 72					87	H	Abilene Christian	84 95	126	A	A&M-Corpus Christi	49 55
24	A	LSU	32 63									152	A	New Orleans	65 77
												159	A	Sam Houston St.	71 87
												203	A	Jacksonville	55 72
												215	H	Lamar University	78 84
												219	H	Central Ark.	46 53
												232	A	Southeastern La.	67 65
												314	A	Houston Baptist	84 78
												325	A	Incarinate Word	51 53
												328	H	McNeese	79 63
												339	A	Northwestern St.	54 58
												346	H	La.-Monroe	74 59
LAST 10 Division I															
328	H	McNeese	79 63	232	A	Southeastern La.	67 65								
152	A	New Orleans	65 77	215	H	Lamar University	78 84								
314	A	Houston Baptist	84 78	159	A	Sam Houston St.	71 87								
219	H	Central Ark.	46 53	325	A	Incarinate Word	51 53								
339	A	Northwestern St.	54 58	87	H	Abilene Christian	84 95								

Non-Div I Games: Southern-N.O. 94 61 Paul Quinn 101 68

Nicholls St.

Loss, Non-Conf, S Site, H Home A Away N Neutral

## Norfolk St.

Through Games Of Jan. 30, 2020

Average RPI Win:	246	WON-LOST	WINNING	LAST 10	STRENGTH OF	OPP. STRENGTH	TEAM	ADJ.	CONF.	ADJ CONF.
Average RPI Loss:	146	RECORD	PCT. RANK	GAMES	SCHEDULE	OF SCHEDULE	RPI	RPI	RPI	RPI
DIV. I ONLY	11- 7	110	6-4	257	278	184	184	30	30	
DIV. I NON-CONF.	5- 7	205	0-4	126	209	184	184	31	31	
TOTALS	RPI 1-25	RPI 26-50	W-L RECORDS	RPI 51-100	RPI 101-150	RPI 150+				
11- 7	0- 0	0- 1	OVERALL	1- 0	1- 3	9- 3				
6- 3	0- 0	0- 0	HOME	0- 0	1- 2	5- 1				
4- 3	0- 0	0- 0	AWAY	0- 0	0- 1	4- 2				
1- 1	0- 0	0- 1	NEUTRAL	1- 0	0- 0	0- 0				
5- 7	0- 0	0- 1	NON-CONFERENCE	1- 0	0- 3	4- 3				
2- 3	0- 0	0- 0	HOME	0- 0	0- 2	2- 1				
2- 3	0- 0	0- 0	AWAY	0- 0	0- 1	2- 2				
1- 1	0- 0	0- 1	NEUTRAL	1- 0	0- 0	0- 0				
6- 0	0- 0	0- 0	CONFERENCE	0- 0	1- 0	5- 0				
4- 0	0- 0	0- 0	HOME	0- 0	1- 0	3- 0				
2- 0	0- 0	0- 0	AWAY	0- 0	0- 0	2- 0				
0- 0	0- 0	0- 0	NEUTRAL	0- 0	0- 0	0- 0				

RPI 1-25				RPI 26-50				RPI 51-100				RPI 101+				Team's RPI: 184	
RPI	S	Opponent	Score	RPI	S	Opponent	Score	RPI	S	Opponent	Score	RPI	S	Opponent	Score		
				38	N	West Virginia	55 72	79	N	North Florida	57 54	113	H	Liberty	48 67		
												118	A	Richmond	69 77		
												133	H	Robert Morris	62 69		
												150	H	Bethune-Cookman	61 51		
												153	A	William & Mary	56 65		
												181	A	Hampton	77 56		
												198	H	La Salle	52 55		
												203	A	Jacksonville	71 64		
												212	H	High Point	72 58		
												239	A	Howard	83 80		
												267	A	Marshall	69 75		
												272	H	Longwood	49 46		
												326	H	UMES	68 45		
												342	A	Coppin St.	85 48		
												349	H	South Carolina St.	76 42		
												350	H	Florida A&M	59 51		
LAST 10 Division I																	
				350	H	Florida A&M	59 51	150	H	Bethune-Cookman	61 51						
				349	H	South Carolina St.	76 42	118	A	Richmond	69 77						
				326	H	UMES	68 45	153	A	William & Mary	56 65						
				239	A	Howard	83 80	133	H	Robert Morris	62 69						
				342	A	Coppin St.	85 48	38	N	West Virginia	55 72						

Non-Div I Games: Virginia-Lynchburg 123 48

Norfolk St.

■ Loss, 
 ■ Non-Conf, 
 ■ S Site, 
 ■ H Home 
 ■ A Away 
 N Neutral

Average RPI Win:	265	WON-LOST	WINNING	LAST 10	STRENGTH OF	OPP. STRENGTH	TEAM	ADJ.	CONF.	ADJ CONF.
Average RPI Loss:	95	RECORD	PCT. RANK	GAMES	SCHEDULE	OF SCHEDULE	RPI	RPI	RPI	RPI
DIV. I ONLY	12- 5	55	7-3	329	233	170	170	16	16	
DIV. I NON-CONF.	7- 3	80	2-1	349	321	242	242	16	16	
TOTALS	RPI 1-25	RPI 26-50	W-L RECORDS	RPI 51-100	RPI 101-150	RPI 150+				
12- 5	0- 1	0- 1	OVERALL	1- 1	1- 0	10- 2				
4- 2	0- 0	0- 1	HOME	1- 0	0- 0	3- 1				
4- 3	0- 1	0- 0	AWAY	0- 1	1- 0	3- 1				
4- 0	0- 0	0- 0	NEUTRAL	0- 0	0- 0	4- 0				
7- 3	0- 1	0- 0	NON-CONFERENCE	0- 1	0- 0	7- 1				
1- 1	0- 0	0- 0	HOME	0- 0	0- 0	1- 1				
2- 2	0- 1	0- 0	AWAY	0- 1	0- 0	2- 0				
4- 0	0- 0	0- 0	NEUTRAL	0- 0	0- 0	4- 0				
5- 2	0- 0	0- 1	CONFERENCE	1- 0	1- 0	3- 1				
3- 1	0- 0	0- 1	HOME	1- 0	0- 0	2- 0				
2- 1	0- 0	0- 0	AWAY	0- 0	1- 0	1- 1				
0- 0	0- 0	0- 0	NEUTRAL	0- 0	0- 0	0- 0				

RPI 1-25				RPI 26-50				RPI 51-100				RPI 101+ Team's RPI: 170			
RPI	S	Opponent	Score	RPI	S	Opponent	Score	RPI	S	Opponent	Score	RPI	S	Opponent	Score
7	A	Iowa	81 86	31	H	FGCU	63 74	55	A	Iowa St.	72 80	113	A	Liberty	76 71
								79	H	North Florida	54 51	167	H	Samford	63 79
												203	H	Jacksonville	76 65
												216	A	Kennesaw St.	56 59
												256	H	Stetson	68 57
												263	A	Lipscomb	84 72
												278	N	Alabama A&M	80 65
												301	N	UC Irvine	88 60
												322	N	SIUE	85 67
												327	A	Alabama St.	81 60
												343	A	Tennessee St.	88 63
												349	N	South Carolina St.	99 46
												351	H	Mississippi Val.	86 60
LAST 10 Division I															
216	A	Kennesaw St.	56 59	203	H	Jacksonville	76 65								
256	H	Stetson	68 57	79	H	North Florida	54 51								
31	H	FGCU	63 74	55	A	Iowa St.	72 80								
113	A	Liberty	76 71	349	N	South Carolina St.	99 46								
263	A	Lipscomb	84 72	322	N	SIUE	85 67								

Non-Div I Games: Virginia-Lynchburg 128 26 Oakwood 120 38

North Ala.

Loss, Non-Conf, S Site, H Home A Away N Neutral

# North Carolina

Through Games Of Jan. 30, 2020

Average RPI Win:	168	WON-LOST	WINNING	LAST 10	STRENGTH OF	OPP. STRENGTH	TEAM	ADJ.	CONF.	ADJ CONF.
Average RPI Loss:	31	RECORD	PCT. RANK	GAMES	SCHEDULE	OF SCHEDULE	RPI	RPI	RPI	RPI
DIV. I ONLY	15- 6	53	6-4	115	10	60	60	5	5	
DIV. I NON-CONF.	9- 2	38	0	332	36	139	139	3	3	
TOTALS	RPI 1-25	RPI 26-50	W-L RECORDS	RPI 51-100	RPI 101-150	RPI 150+				
15- 6	1- 3	2- 2	OVERALL	3- 1	2- 0	7- 0				
10- 2	1- 1	1- 1	HOME	1- 0	1- 0	6- 0				
2- 4	0- 2	1- 1	AWAY	1- 1	0- 0	0- 0				
3- 0	0- 0	0- 0	NEUTRAL	1- 0	1- 0	1- 0				
9- 2	0- 0	0- 1	NON-CONFERENCE	1- 1	2- 0	6- 0				
6- 1	0- 0	0- 1	HOME	0- 0	1- 0	5- 0				
0- 1	0- 0	0- 0	AWAY	0- 1	0- 0	0- 0				
3- 0	0- 0	0- 0	NEUTRAL	1- 0	1- 0	1- 0				
6- 4	1- 3	2- 1	CONFERENCE	2- 0	0- 0	1- 0				
4- 1	1- 1	1- 0	HOME	1- 0	0- 0	1- 0				
2- 3	0- 2	1- 1	AWAY	1- 0	0- 0	0- 0				
0- 0	0- 0	0- 0	NEUTRAL	0- 0	0- 0	0- 0				

RPI S	Opponent	Score	RPI S	Opponent	Score	RPI S	Opponent	Score	RPI S	Opponent	Score
3	H Louisville	67 74	34	A Virginia Tech	70 76	51	N Temple	71 58	147	H Illinois	85 60
18	A NC State	68 76	39	H Yale	63 66	58	H Miami (FL)	78 58	148	N Missouri	82 69
18	H NC State	66 60	43	A Virginia	65 47	62	A Georgia Tech	67 60	151	H Elon	76 46
23	A Florida St.	64 78	43	H Virginia	78 68	67	A Alabama	77 83	250	N UNCW	85 45
									276	H Pittsburgh	70 62
									277	H Navy	80 40
									323	H N.C. Central	92 53
									335	H Western Caro.	92 55
									341	H Charleston So.	85 54
LAST 10 Division I											
43	H Virginia	78 68	23	A Florida St.	64 78						
18	A NC State	68 76	18	H NC State	66 60						
62	A Georgia Tech	67 60	34	A Virginia Tech	70 76						
3	H Louisville	67 74	43	A Virginia	65 47						
58	H Miami (FL)	78 58	276	H Pittsburgh	70 62						

Non-Div I Games:

North Carolina

Loss, Non-Conf, S Site, H Home A Away N Neutral

# North Dakota

Through Games Of Jan. 30, 2020

Average RPI Win:	269	WON-LOST	WINNING	LAST 10	STRENGTH OF	OPP. STRENGTH	TEAM	ADJ.	CONF.	ADJ CONF.
Average RPI Loss:	173	RECORD	PCT. RANK	GAMES	SCHEDULE	OF SCHEDULE	RPI	RPI	RPI	RPI
DIV. I ONLY	11- 8	128	5-5	322	242	197	197	19	19	
DIV. I NON-CONF.	7- 4	100	1-1	251	284	121	121	18	18	
TOTALS	RPI 1-25	RPI 26-50	W-L RECORDS	RPI 51-100	RPI 101-150	RPI 150+				
11- 8	0- 0	0- 1	OVERALL	0- 2	0- 0	11- 5				
5- 2	0- 0	0- 0	HOME	0- 1	0- 0	5- 1				
6- 6	0- 0	0- 1	AWAY	0- 1	0- 0	6- 4				
0- 0	0- 0	0- 0	NEUTRAL	0- 0	0- 0	0- 0				
7- 4	0- 0	0- 1	NON-CONFERENCE	0- 1	0- 0	7- 2				
2- 1	0- 0	0- 0	HOME	0- 1	0- 0	2- 0				
5- 3	0- 0	0- 1	AWAY	0- 0	0- 0	5- 2				
0- 0	0- 0	0- 0	NEUTRAL	0- 0	0- 0	0- 0				
4- 4	0- 0	0- 0	CONFERENCE	0- 1	0- 0	4- 3				
3- 1	0- 0	0- 0	HOME	0- 0	0- 0	3- 1				
1- 3	0- 0	0- 0	AWAY	0- 1	0- 0	1- 2				
0- 0	0- 0	0- 0	NEUTRAL	0- 0	0- 0	0- 0				

RPI 1-25	RPI 26-50	RPI 51-100	RPI 101+ Team's RPI: 197
RPI S Opponent Score	RPI S Opponent Score	RPI S Opponent Score	RPI S Opponent Score
	32 A Arizona 42 74	78 A South Dakota St. 64 99	152 A New Orleans 73 79
		92 H Illinois St. 58 66	163 H Valparaiso 65 63
			179 H Rhode Island 67 61
			211 A SMU 51 66
			213 H Western Ill. 77 71
			240 A Oral Roberts 52 75
			247 A Grand Canyon 78 76
			268 A Milwaukee 66 58
			283 A North Dakota St. 82 92
			285 A Ga. Southern 69 56
			297 A Denver 90 82
			297 H Denver 81 91
			299 H Omaha 63 57
			318 H Purdue Fort Wayne 91 85
			341 A Charleston So. 73 57
			349 A South Carolina St. 95 53
LAST 10 Division I			
213 H Western Ill. 77 71	299 H Omaha 63 57		
297 H Denver 81 91	318 H Purdue Fort Wayne 91 85		
283 A North Dakota St. 82 92	297 A Denver 90 82		
78 A South Dakota St. 64 99	152 A New Orleans 73 79		
240 A Oral Roberts 52 75	268 A Milwaukee 66 58		

Non-Div I Games: Northland 118 35 Mayville St. 83 52

North Dakota

Loss, Non-Conf, S Site, H Home A Away N Neutral

Average RPI Win:	268	WON-LOST	WINNING	LAST 10	STRENGTH OF	OPP. STRENGTH	TEAM	ADJ.	CONF.	ADJ CONF.
Average RPI Loss:	137	RECORD	PCT. RANK	GAMES	SCHEDULE	OF SCHEDULE	RPI	RPI	RPI	RPI
DIV. I ONLY	4- 14	304	3-7	161	156	283	283	19	19	
DIV. I NON-CONF.	1- 9	326	0-2	147	59	297	297	18	18	
TOTALS	RPI 1-25	RPI 26-50	W-L RECORDS	RPI 51-100	RPI 101-150	RPI 150+				
4- 14	0- 0	0- 1	OVERALL	0- 5	0- 2	4- 6				
2- 7	0- 0	0- 0	HOME	0- 2	0- 1	2- 4				
2- 7	0- 0	0- 1	AWAY	0- 3	0- 1	2- 2				
0- 0	0- 0	0- 0	NEUTRAL	0- 0	0- 0	0- 0				
1- 9	0- 0	0- 1	NON-CONFERENCE	0- 3	0- 2	1- 3				
0- 5	0- 0	0- 0	HOME	0- 1	0- 1	0- 3				
1- 4	0- 0	0- 1	AWAY	0- 2	0- 1	1- 0				
0- 0	0- 0	0- 0	NEUTRAL	0- 0	0- 0	0- 0				
3- 5	0- 0	0- 0	CONFERENCE	0- 2	0- 0	3- 3				
2- 2	0- 0	0- 0	HOME	0- 1	0- 0	2- 1				
1- 3	0- 0	0- 0	AWAY	0- 1	0- 0	1- 2				
0- 0	0- 0	0- 0	NEUTRAL	0- 0	0- 0	0- 0				

RPI 1-25				RPI 26-50				RPI 51-100				RPI 101+				Team's RPI: 283	
RPI	S	Opponent	Score	RPI	S	Opponent	Score	RPI	S	Opponent	Score	RPI	S	Opponent	Score		
				36	A	Creighton	59 70	52	H	South Dakota	36 80	121	H	Wisconsin	63 64		
								55	H	Iowa St.	58 86	135	A	Northeastern	61 72		
								57	A	Bradley	64 70	163	H	Valparaiso	54 66		
								61	A	UNI	63 95	197	H	North Dakota	92 82		
								78	A	South Dakota St.	52 60	204	H	Northern Ill.	68 74		
												206	H	Wyoming	57 66		
												213	H	Western Ill.	78 79		
												240	A	Oral Roberts	62 70		
												261	A	New Hampshire	67 61		
												297	A	Denver	82 91		
												297	H	Denver	85 80		
												318	A	Purdue Fort Wayne	58 44		
LAST 10 Division I																	
				318	A	Purdue Fort Wayne	58 44	240	A	Oral Roberts	62 70						
				297	H	Denver	85 80	213	H	Western Ill.	78 79						
				78	A	South Dakota St.	52 60	297	A	Denver	82 91						
				197	H	North Dakota	92 82	121	H	Wisconsin	63 64						
				52	H	South Dakota	36 80	57	A	Bradley	64 70						

Non-Div I Games: Waldorf 92 26 Mayville St. 97 59

North Dakota St.



# North Florida

Through Games Of Jan. 30, 2020

Average RPI Win:	219	WON-LOST	WINNING	LAST 10	STRENGTH OF	OPP. STRENGTH	TEAM	ADJ.	CONF.	ADJ CONF.
Average RPI Loss:	85	RECORD	PCT. RANK	GAMES	SCHEDULE	OF SCHEDULE	RPI	RPI	RPI	RPI
DIV. I ONLY	10- 8	143	6-4	66	171	79	79	16	16	
DIV. I NON-CONF.	5- 6	187	1-2	49	141	80	80	16	16	
TOTALS	RPI 1-25	RPI 26-50	W-L RECORDS	RPI 51-100	RPI 101-150	RPI 150+				
10- 8	0- 2	0- 1	OVERALL	1- 2	2- 1	7- 2				
3- 1	0- 0	0- 1	HOME	0- 0	2- 0	1- 0				
5- 5	0- 2	0- 0	AWAY	0- 1	0- 1	5- 1				
2- 2	0- 0	0- 0	NEUTRAL	1- 1	0- 0	1- 1				
5- 6	0- 2	0- 0	NON-CONFERENCE	1- 2	1- 1	3- 1				
1- 0	0- 0	0- 0	HOME	0- 0	1- 0	0- 0				
2- 4	0- 2	0- 0	AWAY	0- 1	0- 1	2- 0				
2- 2	0- 0	0- 0	NEUTRAL	1- 1	0- 0	1- 1				
5- 2	0- 0	0- 1	CONFERENCE	0- 0	1- 0	4- 1				
2- 1	0- 0	0- 1	HOME	0- 0	1- 0	1- 0				
3- 1	0- 0	0- 0	AWAY	0- 0	0- 0	3- 1				
0- 0	0- 0	0- 0	NEUTRAL	0- 0	0- 0	0- 0				

RPI 1-25				RPI 26-50				RPI 51-100				Team's RPI: 79	RPI 101+			
RPI	S	Opponent	Score	RPI	S	Opponent	Score	RPI	S	Opponent	Score		RPI	S	Opponent	Score
14	A	Indiana	45 72	31	H	FGCU	50 72	58	A	Miami (FL)	55 78		113	H	Liberty	65 50
23	A	Florida St.	41 70					80	N	Marist	54 69		115	H	Holy Cross	80 60
								85	N	Rider	80 70		121	A	Wisconsin	62 75
													170	A	North Ala.	51 54
													184	N	Norfolk St.	54 57
													203	A	Jacksonville	70 64
													216	A	Kennesaw St.	64 55
													263	A	Lipscomb	68 60
													278	A	Alabama A&M	73 64
													292	A	FIU	64 49
													294	N	Nicholls St.	64 61
													331	H	NJIT	71 48
LAST 10 Division I																
				113	H	Liberty	65 50					216	A	Kennesaw St.	64 55	
				263	A	Lipscomb	68 60					170	A	North Ala.	51 54	
				203	A	Jacksonville	70 64					115	H	Holy Cross	80 60	
				31	H	FGCU	50 72					23	A	Florida St.	41 70	
				331	H	NJIT	71 48					14	A	Indiana	45 72	

Non-Div I Games: Warner 110 46 Edward Waters 80 51

North Florida

Loss, Non-Conf, S Site, H Home A Away N Neutral

North Texas

Through Games Of Jan. 30, 2020

Average RPI Win:	224	WON-LOST	WINNING	LAST 10	STRENGTH OF	OPP. STRENGTH	TEAM	ADJ.	CONF.	ADJ CONF.
Average RPI Loss:	172	RECORD	PCT. RANK	GAMES	SCHEDULE	OF SCHEDULE	RPI	RPI	RPI	RPI
DIV. I ONLY	7- 10	231	4-6	203	219	237	237	13	13	
DIV. I NON-CONF.	4- 5	195	1-1	125	278	191	191	14	14	
TOTALS	RPI 1-25	RPI 26-50	W-L RECORDS	RPI 51-100	RPI 101-150	RPI 150+				
7- 10	0- 1	1- 1	OVERALL	0- 1	1- 0	5- 7				
5- 3	0- 0	1- 0	HOME	0- 1	1- 0	3- 2				
2- 5	0- 0	0- 0	AWAY	0- 0	0- 0	2- 5				
0- 2	0- 1	0- 1	NEUTRAL	0- 0	0- 0	0- 0				
4- 5	0- 1	0- 1	NON-CONFERENCE	0- 1	1- 0	3- 2				
3- 1	0- 0	0- 0	HOME	0- 1	1- 0	2- 0				
1- 2	0- 0	0- 0	AWAY	0- 0	0- 0	1- 2				
0- 2	0- 1	0- 1	NEUTRAL	0- 0	0- 0	0- 0				
3- 5	0- 0	1- 0	CONFERENCE	0- 0	0- 0	2- 5				
2- 2	0- 0	1- 0	HOME	0- 0	0- 0	1- 2				
1- 3	0- 0	0- 0	AWAY	0- 0	0- 0	1- 3				
0- 0	0- 0	0- 0	NEUTRAL	0- 0	0- 0	0- 0				

RPI 1-25				RPI 26-50				RPI 51-100				RPI 101+ Team's RPI: 237			
RPI	S	Opponent	Score	RPI	S	Opponent	Score	RPI	S	Opponent	Score	RPI	S	Opponent	Score
18	N	NC State	65 76	27	H	Western Ky.	61 54	99	H	UT Arlington	49 68	134	H	Louisiana	69 66
				29	N	Texas	57 63					156	A	CSU Bakersfield	52 61
												165	A	Fla. Atlantic	78 84
												190	A	Hawaii	66 60
												191	H	Southern Miss.	57 65
												217	A	UTEP	63 67
												251	H	Louisiana Tech	74 69
												267	H	Marshall	59 68
												287	A	Utah St.	55 66
												292	A	FIU	56 58
												303	A	UTSA	79 55
												320	H	Alcorn	67 31
												346	H	La.-Monroe	63 51
LAST 10 Division I															
217	A	UTEP	63 67	292	A	FIU	56 58								
303	A	UTSA	79 55	267	H	Marshall	59 68								
251	H	Louisiana Tech	74 69	27	H	Western Ky.	61 54								
191	H	Southern Miss.	57 65	346	H	La.-Monroe	63 51								
165	A	Fla. Atlantic	78 84	287	A	Utah St.	55 66								

Non-Div I Games: Mid-Amer. Christian59 61 Xavier (LA) 68 31 Tex. A&M-Texarkana 114 54

North Texas

Loss, Non-Conf, S Site, H Home A Away N Neutral

## Northeastern

Through Games Of Jan. 30, 2020

Average RPI Win:	231	WON-LOST	WINNING	LAST 10	STRENGTH OF	OPP. STRENGTH	TEAM	ADJ.	CONF.	ADJ CONF.
Average RPI Loss:	79	RECORD	PCT. RANK	GAMES	SCHEDULE	OF SCHEDULE	RPI	RPI	RPI	RPI
DIV. I ONLY	8- 10	210	6-4	69	137	135	135	14	14	
DIV. I NON-CONF.	4- 7	225	2-1	62	124	146	146	13	13	
TOTALS	RPI 1-25	RPI 26-50	W-L RECORDS	RPI 51-100	RPI 101-150	RPI 150+				
8- 10	0- 2	0- 2	OVERALL	0- 3	1- 1	7- 2				
5- 3	0- 0	0- 1	HOME	0- 2	0- 0	5- 0				
3- 7	0- 2	0- 1	AWAY	0- 1	1- 1	2- 2				
0- 0	0- 0	0- 0	NEUTRAL	0- 0	0- 0	0- 0				
4- 7	0- 2	0- 1	NON-CONFERENCE	0- 2	1- 1	3- 1				
2- 3	0- 0	0- 1	HOME	0- 2	0- 0	2- 0				
2- 4	0- 2	0- 0	AWAY	0- 0	1- 1	1- 1				
0- 0	0- 0	0- 0	NEUTRAL	0- 0	0- 0	0- 0				
4- 3	0- 0	0- 1	CONFERENCE	0- 1	0- 0	4- 1				
3- 0	0- 0	0- 0	HOME	0- 0	0- 0	3- 0				
1- 3	0- 0	0- 1	AWAY	0- 1	0- 0	1- 1				
0- 0	0- 0	0- 0	NEUTRAL	0- 0	0- 0	0- 0				

RPI 1-25				RPI 26-50				RPI 51-100				RPI 101+ Team's RPI: 135			
RPI	S	Opponent	Score	RPI	S	Opponent	Score	RPI	S	Opponent	Score	RPI	S	Opponent	Score
1	A	Oregon	47 89	39	H	Yale	63 78	52	H	South Dakota	76 80	122	A	Fordham	58 74
19	A	Central Mich.	63 79	44	A	James Madison	54 67	70	A	Drexel	41 50	142	A	Harvard	46 44
								84	H	Dayton	60 71	151	H	Elon	68 65
												153	H	William & Mary	61 55
												174	A	Towson	68 81
												189	A	Boston U.	56 72
												227	A	Delaware	72 62
												246	A	Maine	66 58
												283	H	North Dakota St.	72 61
												302	H	Hofstra	74 51
												345	H	Hartford	60 47
LAST 10 Division I															
				44	A	James Madison	54 67	70	A	Drexel	41 50				
				174	A	Towson	68 81	302	H	Hofstra	74 51				
				153	H	William & Mary	61 55	189	A	Boston U.	56 72				
				151	H	Elon	68 65	246	A	Maine	66 58				
				227	A	Delaware	72 62	345	H	Hartford	60 47				

Non-Div I Games:

Northeastern

■ Loss, 
 ■ Non-Conf, 
 ■ S Site, 
 ■ H Home 
 ■ A Away 
 N Neutral

Average RPI Win:	265	WON-LOST	WINNING	LAST 10	STRENGTH OF	OPP. STRENGTH	TEAM	ADJ.	CONF.	ADJ CONF.
Average RPI Loss:	151	RECORD	PCT. RANK	GAMES	SCHEDULE	OF SCHEDULE	RPI	RPI	RPI	RPI
DIV. I ONLY	9- 9	174	7-3	213	300	195	195	18	18	
DIV. I NON-CONF.	3- 6	235	1-0	109	290	201	201	17	17	
TOTALS	RPI 1-25	RPI 26-50	W-L RECORDS	RPI 51-100	RPI 101-150	RPI 150+				
9- 9	0- 1	0- 0	OVERALL	0- 1	1- 2	8- 5				
4- 3	0- 0	0- 0	HOME	0- 0	0- 1	4- 2				
4- 5	0- 0	0- 0	AWAY	0- 1	0- 1	4- 3				
1- 1	0- 1	0- 0	NEUTRAL	0- 0	1- 0	0- 0				
3- 6	0- 1	0- 0	NON-CONFERENCE	0- 1	1- 1	2- 3				
1- 1	0- 0	0- 0	HOME	0- 0	0- 0	1- 1				
1- 4	0- 0	0- 0	AWAY	0- 1	0- 1	1- 2				
1- 1	0- 1	0- 0	NEUTRAL	0- 0	1- 0	0- 0				
6- 3	0- 0	0- 0	CONFERENCE	0- 0	0- 1	6- 2				
3- 2	0- 0	0- 0	HOME	0- 0	0- 1	3- 1				
3- 1	0- 0	0- 0	AWAY	0- 0	0- 0	3- 1				
0- 0	0- 0	0- 0	NEUTRAL	0- 0	0- 0	0- 0				

RPI 1-25			RPI 26-50			RPI 51-100			RPI 101+ Team's RPI: 195		
RPI	S	Opponent	Score	RPI	S	RPI	S	Opponent	Score	RPI	S
11	N	Oregon St.	57 91			82	A	Fresno St.	66 83	103	A
								Rice	57 71	116	H
								Montana St.	64 72	125	N
								San Jose St.	67 64	182	H
								Montana	71 79	185	H
								UC Davis	61 71	193	A
								Portland St.	54 66	196	A
								New Mexico	76 83	208	H
								Southern Utah	84 76	223	H
								Northern Colo.	72 45	242	A
								Idaho St.	70 59	293	A
								California Baptist	79 98	306	A
								Weber St.	88 82	314	A
								Houston Baptist	79 62	319	A
								Sacramento St.	85 65	319	H
								Sacramento St.	114 107	329	H
								Seattle U	88 80		
LAST 10 Division I											
319	A	Sacramento St.	85 65	319	H	319	H	Sacramento St.	114 107		
193	A	Portland St.	54 66	306	A	306	A	Weber St.	88 82		
223	H	Northern Colo.	72 45	116	H	116	H	Montana St.	64 72		
208	H	Southern Utah	84 76	182	H	182	H	Montana	71 79		
242	A	Idaho St.	70 59	125	N	125	N	San Jose St.	67 64		

Non-Div I Games:

Northern Ariz.

Average RPI Win:	243	WON-LOST	WINNING	LAST 10	STRENGTH OF	OPP. STRENGTH	TEAM	ADJ.	CONF.	ADJ CONF.
Average RPI Loss:	176	RECORD	PCT. RANK	GAMES	SCHEDULE	OF SCHEDULE	RPI	RPI	RPI	RPI
DIV. I ONLY	8- 10	210	5-5	272	165	223	223	18	18	
DIV. I NON-CONF.	4- 5	195	1-0	222	127	182	182	17	17	
TOTALS	RPI 1-25	RPI 26-50	W-L RECORDS	RPI 51-100	RPI 101-150	RPI 150+				
8- 10	0- 2	0- 0	OVERALL	0- 1	0- 1	8- 6				
3- 4	0- 0	0- 0	HOME	0- 1	0- 0	3- 3				
5- 6	0- 2	0- 0	AWAY	0- 0	0- 1	5- 3				
0- 0	0- 0	0- 0	NEUTRAL	0- 0	0- 0	0- 0				
4- 5	0- 2	0- 0	NON-CONFERENCE	0- 0	0- 0	4- 3				
1- 2	0- 0	0- 0	HOME	0- 0	0- 0	1- 2				
3- 3	0- 2	0- 0	AWAY	0- 0	0- 0	3- 1				
0- 0	0- 0	0- 0	NEUTRAL	0- 0	0- 0	0- 0				
4- 5	0- 0	0- 0	CONFERENCE	0- 1	0- 1	4- 3				
2- 2	0- 0	0- 0	HOME	0- 1	0- 0	2- 1				
2- 3	0- 0	0- 0	AWAY	0- 0	0- 1	2- 2				
0- 0	0- 0	0- 0	NEUTRAL	0- 0	0- 0	0- 0				

RPI 1-25				RPI 26-50				RPI 51-100				RPI 101+ Team's RPI: 223			
RPI	S	Opponent	Score	RPI	S	Opponent	Score	RPI	S	Opponent	Score	RPI	S	Opponent	Score
4	A	Stanford	36 90					95	H	Idaho	46 57	116	A	Montana St.	58 91
5	A	UCLA	58 92									182	A	Montana	67 58
												193	H	Portland St.	77 58
												195	A	Northern Ariz.	45 72
												206	A	Wyoming	46 44
												211	A	SMU	61 52
												231	A	Chattanooga	59 42
												234	H	San Francisco	83 90
												242	A	Idaho St.	39 59
												270	H	Colorado St.	58 75
												295	H	Eastern Wash.	63 42
												297	A	Denver	55 74
												306	H	Weber St.	60 65
												308	H	Air Force	72 62
												319	A	Sacramento St.	73 63
LAST 10 Division I															
242	A	Idaho St.	39 59	306	H	Weber St.	60 65								
295	H	Eastern Wash.	63 42	182	A	Montana	67 58								
95	H	Idaho	46 57	116	A	Montana St.	58 91								
195	A	Northern Ariz.	45 72	193	H	Portland St.	77 58								
319	A	Sacramento St.	73 63	206	A	Wyoming	46 44								

Non-Div I Games:

Northern Colo.

■ Loss, 
■ Non-Conf, S Site, 
■ Home 
■ Away 
N Neutral

Average RPI Win: <b>232</b>	WON-LOST	WINNING	LAST 10	STRENGTH OF	OPP. STRENGTH	TEAM	ADJ.	CONF.	ADJ CONF.
Average RPI Loss: <b>114</b>	RECORD	PCT. RANK	GAMES	SCHEDULE	OF SCHEDULE	RPI	RPI	RPI	RPI
DIV. I ONLY	5- 13	285	2-8	71	182	204	204	10	10
DIV. I NON-CONF.	4- 7	225	1-2	58	254	156	156	10	10
TOTALS	RPI 1-25	RPI 26-50	W-L RECORDS	RPI 51-100	RPI 101-150	RPI 150+			
5- 13	0- 0	0- 2	OVERALL	0- 5	0- 2	5- 4			
1- 6	0- 0	0- 1	HOME	0- 2	0- 2	1- 1			
3- 6	0- 0	0- 1	AWAY	0- 2	0- 0	3- 3			
1- 1	0- 0	0- 0	NEUTRAL	0- 1	0- 0	1- 0			
4- 7	0- 0	0- 2	NON-CONFERENCE	0- 3	0- 1	4- 1			
1- 3	0- 0	0- 1	HOME	0- 1	0- 1	1- 0			
2- 3	0- 0	0- 1	AWAY	0- 1	0- 0	2- 1			
1- 1	0- 0	0- 0	NEUTRAL	0- 1	0- 0	1- 0			
1- 6	0- 0	0- 0	CONFERENCE	0- 2	0- 1	1- 3			
0- 3	0- 0	0- 0	HOME	0- 1	0- 1	0- 1			
1- 3	0- 0	0- 0	AWAY	0- 1	0- 0	1- 2			
0- 0	0- 0	0- 0	NEUTRAL	0- 0	0- 0	0- 0			

RPI S	Opponent	Score	RPI S	Opponent	Score	RPI S	Opponent	Score	RPI S	Opponent	Score	Team's RPI: 204
26	A Purdue	63 68	26	A Purdue	63 68	52	N South Dakota	48 91	106	H Kent St.	71 79	
33	H Drake	49 73	33	H Drake	49 73	72	A Ohio	67 87	142	H Harvard	53 59	
						72	H Ohio	79 85	155	N Tennessee Tech	82 74	
						88	H Southern Ill.	61 80	162	A Eastern Mich.	55 62	
						92	A Illinois St.	66 69	178	H Toledo	51 63	
									192	A Miami (OH)	64 66	
									202	A Akron	70 65	
									249	H Eastern Ill.	61 48	
									268	A Milwaukee	65 78	
									270	A Colorado St.	80 75	
									283	A North Dakota St.	74 68	
LAST 10 Division I												
162	A Eastern Mich.	55 62	192	A Miami (OH)	64 66							
72	H Ohio	79 85	72	A Ohio	67 87							
202	A Akron	70 65	33	H Drake	49 73							
106	H Kent St.	71 79	88	H Southern Ill.	61 80							
178	H Toledo	51 63	249	H Eastern Ill.	61 48							

Non-Div I Games:

Northern Ill.

■ Loss, 
 ■ Non-Conf, 
 ■ S Site, 
 ■ H Home 
 ■ A Away 
 N Neutral

## Northern Ky.

Through Games Of Jan. 30, 2020

Average RPI Win:	281	WON-LOST	WINNING	LAST 10	STRENGTH OF	OPP. STRENGTH	TEAM	ADJ.	CONF.	ADJ CONF.
Average RPI Loss:	137	RECORD	PCT. RANK	GAMES	SCHEDULE	OF SCHEDULE	RPI	RPI	RPI	RPI
DIV. I ONLY	12- 9	134	6-4	320	210	226	226	21	21	
DIV. I NON-CONF.	6- 5	151	0	316	170	229	229	19	19	
TOTALS	RPI 1-25	RPI 26-50	W-L RECORDS	RPI 51-100	RPI 101-150	RPI 150+				
12- 9	0- 1	0- 0	OVERALL	0- 3	0- 1	12- 4				
7- 4	0- 1	0- 0	HOME	0- 1	0- 0	7- 2				
4- 5	0- 0	0- 0	AWAY	0- 2	0- 1	4- 2				
1- 0	0- 0	0- 0	NEUTRAL	0- 0	0- 0	1- 0				
6- 5	0- 1	0- 0	NON-CONFERENCE	0- 2	0- 0	6- 2				
3- 2	0- 1	0- 0	HOME	0- 1	0- 0	3- 0				
2- 3	0- 0	0- 0	AWAY	0- 1	0- 0	2- 2				
1- 0	0- 0	0- 0	NEUTRAL	0- 0	0- 0	1- 0				
6- 4	0- 0	0- 0	CONFERENCE	0- 1	0- 1	6- 2				
4- 2	0- 0	0- 0	HOME	0- 0	0- 0	4- 2				
2- 2	0- 0	0- 0	AWAY	0- 1	0- 1	2- 0				
0- 0	0- 0	0- 0	NEUTRAL	0- 0	0- 0	0- 0				

RPI 1-25				RPI 26-50				RPI 51-100				RPI 101+ Team's RPI: 226			
RPI	S	Opponent	Score	RPI	S	Opponent	Score	RPI	S	Opponent	Score	RPI	S	Opponent	Score
3	H	Louisville	57 85					53	A	IUPUI	61 89	129	A	Green Bay	44 65
								54	A	Belmont	45 62	160	H	Wright St.	55 63
								100	H	Saint Louis	42 67	194	H	Cleveland St.	68 73
												219	H	Central Ark.	72 56
												236	H	Youngstown St.	75 56
												263	A	Lipscomb	69 71
												268	A	Milwaukee	61 49
												268	H	Milwaukee	61 37
												273	A	Indiana St.	70 68
												274	H	Oakland	69 60
												280	A	Eastern Ky.	62 69
												286	H	Wofford	80 72
												292	A	FIU	67 45
												299	H	Omaha	57 40
												313	N	Jacksonville St.	66 63
												315	H	Detroit Mercy	72 60
												334	A	UIC	88 46
LAST 10 Division I															
268	H	Milwaukee	61 37	53	A	IUPUI	61 89								
315	H	Detroit Mercy	72 60	194	H	Cleveland St.	68 73								
274	H	Oakland	69 60	236	H	Youngstown St.	75 56								
160	H	Wright St.	55 63	268	A	Milwaukee	61 49								
334	A	UIC	88 46	129	A	Green Bay	44 65								

Non-Div I Games:

Northern Ky.

■ Loss, 
 ■ Non-Conf, S Site, 
 ■ Home 
 ■ Away 
 N Neutral

## Northwestern

Through Games Of Jan. 30, 2020

Average RPI Win:	113	WON-LOST	WINNING	LAST 10	STRENGTH OF	OPP. STRENGTH	TEAM	ADJ.	CONF.	ADJ CONF.
Average RPI Loss:	10	RECORD	PCT. RANK	GAMES	SCHEDULE	OF SCHEDULE	RPI	RPI	RPI	RPI
DIV. I ONLY	18- 3	18	8-2	22	3	12	12	2	2	
DIV. I NON-CONF.	10- 1	19	0	102	23	23	23	2	2	
TOTALS	RPI 1-25	RPI 26-50	W-L RECORDS	RPI 51-100	RPI 101-150	RPI 150+				
18- 3	2- 3	4- 0	OVERALL	4- 0	2- 0	6- 0				
10- 2	1- 2	2- 0	HOME	3- 0	0- 0	4- 0				
6- 1	1- 1	2- 0	AWAY	1- 0	2- 0	0- 0				
2- 0	0- 0	0- 0	NEUTRAL	0- 0	0- 0	2- 0				
10- 1	0- 1	2- 0	NON-CONFERENCE	3- 0	0- 0	5- 0				
6- 1	0- 1	0- 0	HOME	3- 0	0- 0	3- 0				
2- 0	0- 0	2- 0	AWAY	0- 0	0- 0	0- 0				
2- 0	0- 0	0- 0	NEUTRAL	0- 0	0- 0	2- 0				
8- 2	2- 2	2- 0	CONFERENCE	1- 0	2- 0	1- 0				
4- 1	1- 1	2- 0	HOME	0- 0	0- 0	1- 0				
4- 1	1- 1	0- 0	AWAY	1- 0	2- 0	0- 0				
0- 0	0- 0	0- 0	NEUTRAL	0- 0	0- 0	0- 0				

RPI	S	Opponent	Score	RPI	S	Opponent	Score	RPI	S	Opponent	Score	RPI	S	Opponent	Score
6	A	Maryland	61 70	26	H	Purdue	61 56	63	A	Minnesota	56 54	101	A	Michigan St.	76 48
6	H	Maryland	81 58	35	A	Marquette	64 56	65	H	Boston College	66 63	147	A	Illinois	77 50
7	H	Iowa	51 77	37	A	Duke	63 42	93	H	Colgate	73 44	157	H	Dartmouth	79 37
14	A	Indiana	71 69	46	H	Michigan	81 73	99	H	UT Arlington	74 47	163	H	Valparaiso	69 48
16	H	DePaul	68 70									187	H	Penn St.	85 59
												233	N	Xavier	79 59
												271	N	East Carolina	64 45
												284	H	Loyola Maryland	67 46
LAST 10 Division I															
46	H	Michigan	81 73	26	H	Purdue	61 56								
6	A	Maryland	61 70	63	A	Minnesota	56 54								
101	A	Michigan St.	76 48	7	H	Iowa	51 77								
187	H	Penn St.	85 59	6	H	Maryland	81 58								
14	A	Indiana	71 69	147	A	Illinois	77 50								

Non-Div I Games:

Northwestern

Loss, 
Non-Conf, S Site, 
H Home
A Away 
N Neutral



Average RPI Win:	315	WON-LOST	WINNING	LAST 10	STRENGTH OF	OPP. STRENGTH	TEAM	ADJ.	CONF.	ADJ CONF.
Average RPI Loss:	183	RECORD	PCT. RANK	GAMES	SCHEDULE	OF SCHEDULE	RPI	RPI	RPI	RPI
DIV. I ONLY	3- 13	316	2-8	293	309	339	339	23	23	
DIV. I NON-CONF.	1- 5	313	0-1	220	258	321	321	20	20	
TOTALS	RPI 1-25	RPI 26-50	W-L RECORDS	RPI 51-100	RPI 101-150	RPI 150+				
3- 13	0- 0	0- 2	OVERALL	0- 0	0- 2	3- 9				
3- 6	0- 0	0- 0	HOME	0- 0	0- 1	3- 5				
0- 7	0- 0	0- 2	AWAY	0- 0	0- 1	0- 4				
0- 0	0- 0	0- 0	NEUTRAL	0- 0	0- 0	0- 0				
1- 5	0- 0	0- 2	NON-CONFERENCE	0- 0	0- 0	1- 3				
1- 1	0- 0	0- 0	HOME	0- 0	0- 0	1- 1				
0- 4	0- 0	0- 2	AWAY	0- 0	0- 0	0- 2				
0- 0	0- 0	0- 0	NEUTRAL	0- 0	0- 0	0- 0				
2- 8	0- 0	0- 0	CONFERENCE	0- 0	0- 2	2- 6				
2- 5	0- 0	0- 0	HOME	0- 0	0- 1	2- 4				
0- 3	0- 0	0- 0	AWAY	0- 0	0- 1	0- 2				
0- 0	0- 0	0- 0	NEUTRAL	0- 0	0- 0	0- 0				

RPI 1-25			RPI 26-50			RPI 51-100			RPI 101+			Team's RPI: 339
RPI	S	Opponent	Score	RPI	S	Opponent	Score	RPI	S	Opponent	Score	
				29	A	Texas	49 91					
				41	A	Arkansas	39 99					
LAST 10 Division I												
				152	H	New Orleans	63 77					
				232	H	Southeastern La.	56 72					
				111	A	SFA	40 89					
				294	H	Nicholls St.	58 54					
				328	A	McNeese	51 61					
				325	H	Incarinate Word	67 69					
				314	H	Houston Baptist	69 60					
				126	H	A&M-Corpus Christi	59 72					
				29	A	Texas	49 91					
				215	A	Lamar University	58 61					
				337	H	Grambling	65 61					
				346	A	La.-Monroe	54 63					

Non-Div I Games: LeTourneau 91 61 LSU-Shreveport 63 68 Central Baptist 61 59

Northwestern St.

Loss, Non-Conf, S Site, H Home A Away N Neutral

Notre Dame

Through Games Of Jan. 30, 2020

Average RPI Win:	148	WON-LOST	WINNING	LAST 10	STRENGTH OF	OPP. STRENGTH	TEAM	ADJ.	CONF.	ADJ CONF.
Average RPI Loss:	56	RECORD	PCT. RANK	GAMES	SCHEDULE	OF SCHEDULE	RPI	RPI	RPI	RPI
DIV. I ONLY	7- 14	257	2-8	17	8	123	123	5	5	
DIV. I NON-CONF.	5- 7	205	0-1	5	29	75	75	3	3	
TOTALS	RPI 1-25	RPI 26-50	W-L RECORDS	RPI 51-100	RPI 101-150	RPI 150+				
7- 14	0- 4	1- 4	OVERALL	2- 3	1- 2	3- 1				
3- 8	0- 3	0- 1	HOME	1- 2	0- 1	2- 1				
3- 4	0- 1	1- 2	AWAY	0- 0	1- 1	1- 0				
1- 2	0- 0	0- 1	NEUTRAL	1- 1	0- 0	0- 0				
5- 7	0- 2	1- 2	NON-CONFERENCE	1- 2	1- 1	2- 0				
2- 4	0- 1	0- 1	HOME	0- 1	0- 1	2- 0				
2- 1	0- 1	1- 0	AWAY	0- 0	1- 0	0- 0				
1- 2	0- 0	0- 1	NEUTRAL	1- 1	0- 0	0- 0				
2- 7	0- 2	0- 2	CONFERENCE	1- 1	0- 1	1- 1				
1- 4	0- 2	0- 0	HOME	1- 1	0- 0	0- 1				
1- 3	0- 0	0- 2	AWAY	0- 0	0- 1	1- 0				
0- 0	0- 0	0- 0	NEUTRAL	0- 0	0- 0	0- 0				

RPI 1-25				RPI 26-50				RPI 51-100				RPI 101+ Team's RPI: 123			
RPI	S	Opponent	Score	RPI	S	Opponent	Score	RPI	S	Opponent	Score	RPI	S	Opponent	Score
3	H	Louisville	54 86	31	N	FGCU	60 69	58	H	Miami (FL)	76 53	101	H	Michigan St.	69 72
9	A	UConn	57 81	37	A	Duke	47 50	63	H	Minnesota	67 75	104	A	Syracuse	63 74
16	H	DePaul	94 105	43	A	Virginia	60 90	65	H	Boston College	65 75	122	A	Fordham	60 55
18	H	NC State	56 90	46	A	Michigan	76 72	74	N	South Fla.	67 51	172	H	Clemson	55 71
				49	H	Tennessee	63 74	78	N	South Dakota St.	59 65	178	H	Toledo	54 51
												276	A	Pittsburgh	60 52
												284	H	Loyola Maryland	84 60
LAST 10 Division I															
		3	H	Louisville	54	86				65	H	Boston College	65	75	
		43	A	Virginia	60	90				104	A	Syracuse	63	74	
		58	H	Miami (FL)	76	53				276	A	Pittsburgh	60	52	
		37	A	Duke	47	50				172	H	Clemson	55	71	
		18	H	NC State	56	90				16	H	DePaul	94	105	

Non-Div I Games:

Notre Dame

Loss, Non-Conf, S Site, H Home A Away N Neutral

Average RPI Win: <b>277</b>	WON-LOST	WINNING	LAST 10	STRENGTH OF	OPP. STRENGTH	TEAM	ADJ.	CONF.	ADJ CONF.
Average RPI Loss: <b>164</b>	RECORD	PCT. RANK	GAMES	SCHEDULE	OF SCHEDULE	RPI	RPI	RPI	RPI
DIV. I ONLY	6- 12	257	3-7	267	243	274	274	21	21
DIV. I NON-CONF.	3- 6	235	0-1	258	199	245	245	19	19
TOTALS	RPI 1-25	RPI 26-50	W-L RECORDS	RPI 51-100	RPI 101-150	RPI 150+			
6- 12	0- 1	0- 1	OVERALL	0- 2	1- 1	5- 7			
2- 4	0- 1	0- 0	HOME	0- 1	1- 0	1- 2			
3- 8	0- 0	0- 1	AWAY	0- 1	0- 1	3- 5			
1- 0	0- 0	0- 0	NEUTRAL	0- 0	0- 0	1- 0			
3- 6	0- 1	0- 1	NON-CONFERENCE	0- 1	0- 1	3- 2			
0- 2	0- 1	0- 0	HOME	0- 1	0- 0	0- 0			
2- 4	0- 0	0- 1	AWAY	0- 0	0- 1	2- 2			
1- 0	0- 0	0- 0	NEUTRAL	0- 0	0- 0	1- 0			
3- 6	0- 0	0- 0	CONFERENCE	0- 1	1- 0	2- 5			
2- 2	0- 0	0- 0	HOME	0- 0	1- 0	1- 2			
1- 4	0- 0	0- 0	AWAY	0- 1	0- 0	1- 3			
0- 0	0- 0	0- 0	NEUTRAL	0- 0	0- 0	0- 0			

RPI 1-25				RPI 26-50				RPI 51-100				RPI 101+ Team's RPI: 274			
RPI	S	Opponent	Score	RPI	S	Opponent	Score	RPI	S	Opponent	Score	RPI	S	Opponent	Score
19	H	Central Mich.	47 <b>65</b>	46	A	Michigan	64 <b>79</b>	53	A	IUPUI	41 <b>76</b>	101	A	Michigan St.	56 <b>76</b>
								57	H	Bradley	58 <b>74</b>	129	H	Green Bay	93 88
												160	A	Wright St.	66 <b>85</b>
												194	H	Cleveland St.	58 <b>79</b>
												226	A	Northern Ky.	60 <b>69</b>
												236	H	Youngstown St.	74 <b>79</b>
												255	A	Niagara	63 <b>77</b>
												268	H	Milwaukee	78 62
												289	A	St. Bonaventure	66 <b>80</b>
												292	A	FIU	58 49
												313	N	Jacksonville St.	61 55
												315	A	Detroit Mercy	71 57
												334	A	UIC	64 <b>70</b>
												347	A	Chicago St.	98 70
LAST 10 Division I															
160	A	Wright St.	66 <b>85</b>	129	H	Green Bay	93 88								
226	A	Northern Ky.	60 <b>69</b>	334	A	UIC	64 <b>70</b>								
194	H	Cleveland St.	58 <b>79</b>	53	A	IUPUI	41 <b>76</b>								
236	H	Youngstown St.	74 <b>79</b>	315	A	Detroit Mercy	71 57								
268	H	Milwaukee	78 62	19	H	Central Mich.	47 <b>65</b>								

Non-Div I Games: Lourdes 72 53 Concordia (MI) 76 42

Oakland

■ Loss, 
■ Non-Conf, S Site, 
■ Home 
■ Away 
N Neutral

Average RPI Win:	178	WON-LOST	WINNING	LAST 10	STRENGTH OF	OPP. STRENGTH	TEAM	ADJ.	CONF.	ADJ CONF.
Average RPI Loss:	68	RECORD	PCT. RANK	GAMES	SCHEDULE	OF SCHEDULE	RPI	RPI	RPI	RPI
DIV. I ONLY	13- 6	68	7-3	147	52	72	72	10	10	
DIV. I NON-CONF.	7- 4	100	1-1	191	19	88	88	10	10	
TOTALS	RPI 1-25	RPI 26-50	W-L RECORDS	RPI 51-100	RPI 101-150	RPI 150+				
13- 6	0- 2	1- 1	OVERALL	3- 1	0- 2	9- 0				
8- 1	0- 1	0- 0	HOME	2- 0	0- 0	6- 0				
4- 4	0- 1	1- 1	AWAY	1- 0	0- 2	2- 0				
1- 1	0- 0	0- 0	NEUTRAL	0- 1	0- 0	1- 0				
7- 4	0- 1	1- 1	NON-CONFERENCE	1- 1	0- 1	5- 0				
4- 0	0- 0	0- 0	HOME	1- 0	0- 0	3- 0				
2- 3	0- 1	1- 1	AWAY	0- 0	0- 1	1- 0				
1- 1	0- 0	0- 0	NEUTRAL	0- 1	0- 0	1- 0				
6- 2	0- 1	0- 0	CONFERENCE	2- 0	0- 1	4- 0				
4- 1	0- 1	0- 0	HOME	1- 0	0- 0	3- 0				
2- 1	0- 0	0- 0	AWAY	1- 0	0- 1	1- 0				
0- 0	0- 0	0- 0	NEUTRAL	0- 0	0- 0	0- 0				

RPI S	Opponent	Score	RPI S	Opponent	Score	RPI S	Opponent	Score	RPI S	Opponent	Score
19 H	Central Mich.	71 73	29 A	Texas	60 73	53 H	IUPUI	70 64	104 A	Syracuse	54 66
21 A	TCU	72 79	30 A	Ohio St.	74 68	75 H	Ball St.	79 71	144 A	Western Mich.	72 73
						77 A	Buffalo	76 65	173 H	American	81 69
						91 N	Butler	55 60	200 H	Bowling Green	79 69
									202 H	Akron	70 57
									204 A	Northern Ill.	85 79
									204 H	Northern Ill.	87 67
									231 A	Chattanooga	70 58
									267 H	Marshall	67 51
									276 N	Pittsburgh	72 50
									325 H	Incarnate Word	78 41
LAST 10 Division I											
202 H	Akron	70 57	77 A	Buffalo	76 65						
200 H	Bowling Green	79 69	19 H	Central Mich.	71 73						
204 A	Northern Ill.	85 79	204 H	Northern Ill.	87 67						
75 H	Ball St.	79 71	231 A	Chattanooga	70 58						
144 A	Western Mich.	72 73	29 A	Texas	60 73						

Non-Div I Games:

Ohio

Average RPI Win:	130	WON-LOST	WINNING	LAST 10	STRENGTH OF	OPP. STRENGTH	TEAM	ADJ.	CONF.	ADJ CONF.
Average RPI Loss:	31	RECORD	PCT. RANK	GAMES	SCHEDULE	OF SCHEDULE	RPI	RPI	RPI	RPI
DIV. I ONLY	11- 9	148	5-5	3	29	30	30	2	2	
DIV. I NON-CONF.	7- 4	100	1-0	3	123	16	16	2	2	
TOTALS	RPI 1-25	RPI 26-50	W-L RECORDS	RPI 51-100	RPI 101-150	RPI 150+				
11- 9	1- 5	1- 1	OVERALL	3- 2	2- 1	4- 0				
5- 4	1- 2	1- 1	HOME	0- 1	1- 0	2- 0				
4- 4	0- 3	0- 0	AWAY	2- 0	1- 1	1- 0				
2- 1	0- 0	0- 0	NEUTRAL	1- 1	0- 0	1- 0				
7- 4	1- 2	0- 0	NON-CONFERENCE	2- 2	1- 0	3- 0				
2- 2	1- 1	0- 0	HOME	0- 1	0- 0	1- 0				
3- 1	0- 1	0- 0	AWAY	1- 0	1- 0	1- 0				
2- 1	0- 0	0- 0	NEUTRAL	1- 1	0- 0	1- 0				
4- 5	0- 3	1- 1	CONFERENCE	1- 0	1- 1	1- 0				
3- 2	0- 1	1- 1	HOME	0- 0	1- 0	1- 0				
1- 3	0- 2	0- 0	AWAY	1- 0	0- 1	0- 0				
0- 0	0- 0	0- 0	NEUTRAL	0- 0	0- 0	0- 0				

RPI 1-25				RPI 26-50				Team's RPI: 30	RPI 51-100				RPI 101+			
RPI	S	Opponent	Score	RPI	S	Opponent	Score		RPI	S	Opponent	Score	RPI	S	Opponent	Score
3	H	Louisville	67 60	26	H	Purdue	50 66		52	N	South Dakota	53 68	101	A	Michigan St.	65 68
4	A	Stanford	52 71	46	H	Michigan	78 69		61	N	UNI	64 46	106	A	Kent St.	75 65
6	A	Maryland	62 72						63	A	Minnesota	66 63	147	H	Illinois	77 47
6	H	Maryland	65 85						72	H	Ohio	68 74	163	N	Valparaiso	89 38
7	A	Iowa	68 77						98	A	Cincinnati	78 73	187	H	Penn St.	80 70
9	H	UConn	62 73										238	H	Radford	70 57
													319	A	Sacramento St.	104 74
LAST 10 Division I																
6	H	Maryland	65 85	46	H	Michigan	78 69		6	A	Maryland	62 72				
7	A	Iowa	68 77						63	A	Minnesota	66 63				
147	H	Illinois	77 47						26	H	Purdue	50 66				
101	A	Michigan St.	65 68						319	A	Sacramento St.	104 74				
187	H	Penn St.	80 70													

Non-Div I Games:

Ohio St.

■ Loss, 
■ Non-Conf, S Site, 
■ Home 
■ Away 
N Neutral

Average RPI Win:	98	WON-LOST	WINNING	LAST 10	STRENGTH OF	OPP. STRENGTH	TEAM	ADJ.	CONF.	ADJ CONF.
Average RPI Loss:	75	RECORD	PCT. RANK	GAMES	SCHEDULE	OF SCHEDULE	RPI	RPI	RPI	RPI
DIV. I ONLY	10- 10	174	4-6	2	62	47	47	3	3	
DIV. I NON-CONF.	7- 5	131	1-1	4	113	52	52	4	4	
TOTALS	RPI 1-25	RPI 26-50	W-L RECORDS	RPI 51-100	RPI 101-150	RPI 150+				
10- 10	1- 4	3- 2	OVERALL	2- 0	2- 1	2- 3				
8- 4	1- 3	1- 1	HOME	2- 0	2- 0	2- 0				
2- 5	0- 0	2- 1	AWAY	0- 0	0- 1	0- 3				
0- 1	0- 1	0- 0	NEUTRAL	0- 0	0- 0	0- 0				
7- 5	1- 2	1- 1	NON-CONFERENCE	1- 0	2- 0	2- 2				
7- 1	1- 1	1- 0	HOME	1- 0	2- 0	2- 0				
0- 3	0- 0	0- 1	AWAY	0- 0	0- 0	0- 2				
0- 1	0- 1	0- 0	NEUTRAL	0- 0	0- 0	0- 0				
3- 5	0- 2	2- 1	CONFERENCE	1- 0	0- 1	0- 1				
1- 3	0- 2	0- 1	HOME	1- 0	0- 0	0- 0				
2- 2	0- 0	2- 0	AWAY	0- 0	0- 1	0- 1				
0- 0	0- 0	0- 0	NEUTRAL	0- 0	0- 0	0- 0				

RPI S	Opponent	Score	RPI S	Opponent	Score	Team's RPI: 47	RPI S	Opponent	Score	RPI S	Opponent	Score	RPI S	Opponent	Score
8	H Baylor	56 77	27	A Western Ky.	63 74		55	H Iowa St.	81 72	111	H SFA	75 62			
9	N UConn	53 97	29	H Texas	53 70		87	H Abilene Christian	78 65	127	H UAB	82 75			
13	H Missouri St.	90 96	33	H Drake	93 84					149	A Kansas St.	74 92			
21	H TCU	63 82	38	A West Virginia	73 49					154	A Texas Tech	84 89			
24	H LSU	90 68	45	A Oklahoma St.	77 75					159	H Sam Houston St.	95 71			
LAST 10 Division I															
29	H Texas	53 70	55	H Iowa St.	81 72					164	A Houston	69 85			
149	A Kansas St.	74 92	45	A Oklahoma St.	77 75					171	A Wichita St.	83 88			
154	A Texas Tech	84 89	8	H Baylor	56 77					305	H Prairie View	94 48			
21	H TCU	63 82	9	N UConn	53 97										
38	A West Virginia	73 49	33	H Drake	93 84										

Non-Div I Games:

Oklahoma

Average RPI Win:	155	WON-LOST	WINNING	LAST 10	STRENGTH OF	OPP. STRENGTH	TEAM	ADJ.	CONF.	ADJ CONF.
Average RPI Loss:	23	RECORD	PCT. RANK	GAMES	SCHEDULE	OF SCHEDULE	RPI	RPI	RPI	RPI
DIV. I ONLY	12- 8	114	5-5	10	40	45	45	3	3	
DIV. I NON-CONF.	9- 3	63	2-0	27	99	29	29	4	4	
TOTALS	RPI 1-25	RPI 26-50	W-L RECORDS	RPI 51-100	RPI 101-150	RPI 150+				
12- 8	0- 5	1- 2	OVERALL	2- 1	4- 0	5- 0				
8- 4	0- 1	0- 2	HOME	1- 1	3- 0	4- 0				
3- 2	0- 2	1- 0	AWAY	0- 0	1- 0	1- 0				
1- 2	0- 2	0- 0	NEUTRAL	1- 0	0- 0	0- 0				
9- 3	0- 3	0- 0	NON-CONFERENCE	2- 0	2- 0	5- 0				
7- 0	0- 0	0- 0	HOME	1- 0	2- 0	4- 0				
1- 1	0- 1	0- 0	AWAY	0- 0	0- 0	1- 0				
1- 2	0- 2	0- 0	NEUTRAL	1- 0	0- 0	0- 0				
3- 5	0- 2	1- 2	CONFERENCE	0- 1	2- 0	0- 0				
1- 4	0- 1	0- 2	HOME	0- 1	1- 0	0- 0				
2- 1	0- 1	1- 0	AWAY	0- 0	1- 0	0- 0				
0- 0	0- 0	0- 0	NEUTRAL	0- 0	0- 0	0- 0				

RPI 1-25				RPI 26-50				Team's RPI: 45	RPI 51-100				RPI 101+			
RPI	S	Opponent	Score	RPI	S	Opponent	Score		RPI	S	Opponent	Score	RPI	S	Opponent	Score
1	N	Oregon	72 89	29	H	Texas	56 61		55	H	Iowa St.	63 64	102	H	Kansas	67 49
3	N	Louisville	48 69	38	A	West Virginia	57 55		95	H	Idaho	62 47	103	H	Rice	69 38
8	A	Baylor	48 94	47	H	Oklahoma	75 77		99	N	UT Arlington	60 47	109	H	Duquesne	84 41
17	A	Texas A&M	62 74										149	A	Kansas St.	70 63
21	H	TCU	68 72										215	H	Lamar University	74 53
													224	A	Tulsa	78 48
													240	H	Oral Roberts	78 44
													242	H	Idaho St.	70 52
													245	H	Southern U.	72 59
LAST 10 Division I																
21	H	TCU	68 72	8	A	Baylor	48 94									
29	H	Texas	56 61	47	H	Oklahoma	75 77									
38	A	West Virginia	57 55	102	H	Kansas	67 49									
55	H	Iowa St.	63 64	109	H	Duquesne	84 41									
149	A	Kansas St.	70 63	240	H	Oral Roberts	78 44									

Non-Div I Games:

Oklahoma St.

Old Dominion

Through Games Of Jan. 30, 2020

Average RPI Win:	178	WON-LOST	WINNING	LAST 10	STRENGTH OF	OPP. STRENGTH	TEAM	ADJ.	CONF.	ADJ CONF.
Average RPI Loss:	92	RECORD	PCT. RANK	GAMES	SCHEDULE	OF SCHEDULE	RPI	RPI	RPI	RPI
DIV. I ONLY	17- 3	21	9-1	135	120	28	28	13	13	
DIV. I NON-CONF.	10- 2	30	2-0	183	177	50	50	14	14	
TOTALS	RPI 1-25	RPI 26-50	W-L RECORDS	RPI 51-100	RPI 101-150	RPI 150+				
17- 3	0- 0	2- 1	OVERALL	2- 0	3- 2	10- 0				
10- 0	0- 0	1- 0	HOME	1- 0	2- 0	6- 0				
6- 3	0- 0	1- 1	AWAY	0- 0	1- 2	4- 0				
1- 0	0- 0	0- 0	NEUTRAL	1- 0	0- 0	0- 0				
10- 2	0- 0	0- 1	NON-CONFERENCE	1- 0	3- 1	6- 0				
6- 0	0- 0	0- 0	HOME	0- 0	2- 0	4- 0				
3- 2	0- 0	0- 1	AWAY	0- 0	1- 1	2- 0				
1- 0	0- 0	0- 0	NEUTRAL	1- 0	0- 0	0- 0				
7- 1	0- 0	2- 0	CONFERENCE	1- 0	0- 1	4- 0				
4- 0	0- 0	1- 0	HOME	1- 0	0- 0	2- 0				
3- 1	0- 0	1- 0	AWAY	0- 0	0- 1	2- 0				
0- 0	0- 0	0- 0	NEUTRAL	0- 0	0- 0	0- 0				

RPI S	Opponent	Score	RPI S	Opponent	Score	RPI S	Opponent	Score	RPI S	Opponent	Score
27	H Western Ky.	76 65	43	A Virginia	53 56	50	A Middle Tenn.	67 56	68	H Charlotte	54 51
105	A VCU	49 62	118	H Richmond	73 51	127	A UAB	65 76	128	H Campbell	59 44
131	A Auburn	89 77	153	A William & Mary	69 58	165	A Fla. Atlantic	75 63	181	H Hampton	75 38
191	H Southern Miss.	67 50	241	H Mt. St. Mary's	85 34	258	H Winthrop	68 44	267	H Marshall	57 46
292	A FIU	66 39	326	H UMES	48 39	333	A Cal Poly	61 55			
LAST 10 Division I											
191	H Southern Miss.	67 50	68	H Charlotte	54 51	127	A UAB	65 76	50	A Middle Tenn.	67 56
165	A Fla. Atlantic	75 63	241	H Mt. St. Mary's	85 34	181	H Hampton	75 38			
267	H Marshall	57 46									
27	H Western Ky.	76 65									

Non-Div I Games:

Old Dominion

Loss, Non-Conf, S Site, H Home A Away N Neutral



Average RPI Win:	291	WON-LOST	WINNING	LAST 10	STRENGTH OF	OPP. STRENGTH	TEAM	ADJ.	CONF.	ADJ CONF.
Average RPI Loss:	108	RECORD	PCT. RANK	GAMES	SCHEDULE	OF SCHEDULE	RPI	RPI	RPI	RPI
DIV. I ONLY	7- 14	257	1-9	141	170	269	269	4	4	
DIV. I NON-CONF.	7- 6	161	1-1	292	349	290	290	5	5	
TOTALS	RPI 1-25	RPI 26-50	W-L RECORDS	RPI 51-100	RPI 101-150	RPI 150+				
7- 14	0- 4	0- 1	OVERALL	0- 1	0- 4	7- 4				
6- 7	0- 1	0- 1	HOME	0- 1	0- 3	6- 1				
0- 6	0- 3	0- 0	AWAY	0- 0	0- 1	0- 2				
1- 1	0- 0	0- 0	NEUTRAL	0- 0	0- 0	1- 1				
7- 6	0- 0	0- 0	NON-CONFERENCE	0- 0	0- 2	7- 4				
6- 3	0- 0	0- 0	HOME	0- 0	0- 2	6- 1				
0- 2	0- 0	0- 0	AWAY	0- 0	0- 0	0- 2				
1- 1	0- 0	0- 0	NEUTRAL	0- 0	0- 0	1- 1				
0- 8	0- 4	0- 1	CONFERENCE	0- 1	0- 2	0- 0				
0- 4	0- 1	0- 1	HOME	0- 1	0- 1	0- 0				
0- 4	0- 3	0- 0	AWAY	0- 0	0- 1	0- 0				
0- 0	0- 0	0- 0	NEUTRAL	0- 0	0- 0	0- 0				

RPI 1-25				RPI 26-50				RPI 51-100				RPI 101+ Team's RPI: 269			
RPI	S	Opponent	Score	RPI	S	Opponent	Score	RPI	S	Opponent	Score	RPI	S	Opponent	Score
2	H	South Carolina	32 87	49	H	Tennessee	28 84	71	H	Georgia	51 58	131	A	Auburn	43 59
15	A	Mississippi St.	39 80									134	H	Louisiana	42 53
17	A	Texas A&M	35 79									146	H	Southeast Mo. St.	53 70
24	A	LSU	44 52									148	H	Missouri	57 71
												152	H	New Orleans	64 69
												154	A	Texas Tech	48 84
												159	H	Sam Houston St.	75 69
												191	A	Southern Miss.	53 59
												251	H	Louisiana Tech	76 53
												276	N	Pittsburgh	50 58
												285	H	Ga. Southern	69 66
												320	N	Alcorn	73 55
												327	H	Alabama St.	93 66
												346	H	La.-Monroe	66 42
												351	H	Mississippi Val.	72 53
LAST 10 Division I															
2	H	South Carolina	32 87	49	H	Tennessee	28 84								
15	A	Mississippi St.	39 80	17	A	Texas A&M	35 79								
131	A	Auburn	43 59	71	H	Georgia	51 58								
148	H	Missouri	57 71	327	H	Alabama St.	93 66								
24	A	LSU	44 52	134	H	Louisiana	42 53								

Non-Div I Games:

Ole Miss

■ Loss, 
 ■ Non-Conf, 
 ■ S Site, 
 ■ H Home 
 ■ A Away 
 N Neutral

Average RPI Win:	272	WON-LOST	WINNING	LAST 10	STRENGTH OF	OPP. STRENGTH	TEAM	ADJ.	CONF.	ADJ CONF.
Average RPI Loss:	155	RECORD	PCT. RANK	GAMES	SCHEDULE	OF SCHEDULE	RPI	RPI	RPI	RPI
DIV. I ONLY	4- 15	307	1-9	125	315	299	299	19	19	
DIV. I NON-CONF.	3- 8	268	0-2	155	332	288	288	18	18	
TOTALS	RPI 1-25	RPI 26-50	W-L RECORDS	RPI 51-100	RPI 101-150	RPI 150+				
4- 15	0- 0	0- 1	OVERALL	0- 4	0- 3	4- 7				
3- 7	0- 0	0- 1	HOME	0- 3	0- 0	3- 3				
0- 7	0- 0	0- 0	AWAY	0- 1	0- 2	0- 4				
1- 1	0- 0	0- 0	NEUTRAL	0- 0	0- 1	1- 0				
3- 8	0- 0	0- 1	NON-CONFERENCE	0- 1	0- 3	3- 3				
2- 3	0- 0	0- 1	HOME	0- 1	0- 0	2- 1				
0- 4	0- 0	0- 0	AWAY	0- 0	0- 2	0- 2				
1- 1	0- 0	0- 0	NEUTRAL	0- 0	0- 1	1- 0				
1- 7	0- 0	0- 0	CONFERENCE	0- 3	0- 0	1- 4				
1- 4	0- 0	0- 0	HOME	0- 2	0- 0	1- 2				
0- 3	0- 0	0- 0	AWAY	0- 1	0- 0	0- 2				
0- 0	0- 0	0- 0	NEUTRAL	0- 0	0- 0	0- 0				

RPI S	Opponent	Score	RPI S	Opponent	Score	RPI S	Opponent	Score	RPI S	Opponent	Score	Team's RPI: 299
			36 H	Creighton	54 67	52 A	South Dakota	44 77	102 A	Kansas	48 63	
						52 H	South Dakota	39 71	105 N	VCU	66 74	
						61 H	UNI	45 81	149 A	Kansas St.	48 73	
						78 H	South Dakota St.	51 68	194 H	Cleveland St.	66 79	
									197 A	North Dakota	57 63	
									213 H	Western Ill.	69 83	
									226 A	Northern Ky.	40 57	
									230 H	UMKC	57 53	
									240 H	Oral Roberts	60 54	
									249 A	Eastern Ill.	52 65	
									265 H	Morgan St.	70 64	
									297 A	Denver	60 66	
									318 H	Purdue Fort Wayne	57 58	
									351 N	Mississippi Val.	78 70	
LAST 10 Division I												
			52 H	South Dakota	39 71	197 A	North Dakota	57 63				
			318 H	Purdue Fort Wayne	57 58	240 H	Oral Roberts	60 54				
			213 H	Western Ill.	69 83	78 H	South Dakota St.	51 68				
			297 A	Denver	60 66	194 H	Cleveland St.	66 79				
			52 A	South Dakota	44 77	61 H	UNI	45 81				

Non-Div I Games: Peru St. 92 58 Graceland (IA) 85 46

Omaha

Loss, Non-Conf, S Site, H Home A Away N Neutral

Oral Roberts

Through Games Of Jan. 30, 2020

Average RPI Win:	245	WON-LOST	WINNING	LAST 10	STRENGTH OF	OPP. STRENGTH	TEAM	ADJ.	CONF.	ADJ CONF.
Average RPI Loss:	148	RECORD	PCT. RANK	GAMES	SCHEDULE	OF SCHEDULE	RPI	RPI	RPI	RPI
DIV. I ONLY	7- 12	247	4-6	214	166	240	240	19	19	
DIV. I NON-CONF.	3- 8	268	0-2	181	133	272	272	18	18	
TOTALS	RPI 1-25	RPI 26-50	W-L RECORDS	RPI 51-100	RPI 101-150	RPI 150+				
7- 12	0- 0	0- 2	OVERALL	0- 4	0- 1	7- 5				
6- 1	0- 0	0- 0	HOME	0- 0	0- 0	6- 1				
1- 11	0- 0	0- 2	AWAY	0- 4	0- 1	1- 4				
0- 0	0- 0	0- 0	NEUTRAL	0- 0	0- 0	0- 0				
3- 8	0- 0	0- 2	NON-CONFERENCE	0- 2	0- 1	3- 3				
3- 1	0- 0	0- 0	HOME	0- 0	0- 0	3- 1				
0- 7	0- 0	0- 2	AWAY	0- 2	0- 1	0- 2				
0- 0	0- 0	0- 0	NEUTRAL	0- 0	0- 0	0- 0				
4- 4	0- 0	0- 0	CONFERENCE	0- 2	0- 0	4- 2				
3- 0	0- 0	0- 0	HOME	0- 0	0- 0	3- 0				
1- 4	0- 0	0- 0	AWAY	0- 2	0- 0	1- 2				
0- 0	0- 0	0- 0	NEUTRAL	0- 0	0- 0	0- 0				

RPI 1-25				RPI 26-50				RPI 51-100				RPI 101+				Team's RPI: 240
RPI	S	Opponent	Score	RPI	S	Opponent	Score	RPI	S	Opponent	Score	RPI	S	Opponent	Score	
				41	A	Arkansas	64 96	52	A	South Dakota	56 79	149	A	Kansas St.	69 109	
				45	A	Oklahoma St.	44 78	56	A	Nebraska	67 77	159	H	Sam Houston St.	64 41	
								78	A	South Dakota St.	44 58	171	H	Wichita St.	79 66	
								97	A	Utah	58 78	197	H	North Dakota	75 52	
												208	A	Southern Utah	58 72	
												213	A	Western Ill.	61 75	
												224	A	Tulsa	65 67	
												283	H	North Dakota St.	70 62	
												290	H	Texas St.	63 57	
												297	H	Denver	84 72	
												299	A	Omaha	54 60	
												314	H	Houston Baptist	73 74	
												318	A	Purdue Fort Wayne	79 73	
LAST 10 Division I																
				297	H	Denver	84 72	283	H	North Dakota St.	70 62					
				52	A	South Dakota	56 79	299	A	Omaha	54 60					
				213	A	Western Ill.	61 75	78	A	South Dakota St.	44 58					
				318	A	Purdue Fort Wayne	79 73	45	A	Oklahoma St.	44 78					
				197	H	North Dakota	75 52	56	A	Nebraska	67 77					

Non-Div I Games: Rogers St. 80 40 Cent. Christian (KS114 60

Oral Roberts

Loss, Non-Conf, S Site, H Home A Away N Neutral

## Oregon

Through Games Of Jan. 30, 2020

Average RPI Win:	109	WON-LOST	WINNING	LAST 10	STRENGTH OF	OPP. STRENGTH	TEAM	ADJ.	CONF.	ADJ CONF.
Average RPI Loss:	14	RECORD	PCT. RANK	GAMES	SCHEDULE	OF SCHEDULE	RPI	RPI	RPI	RPI
DIV. I ONLY	18- 2	12	9-1	9	14	1	1	1	1	1
DIV. I NON-CONF.	10- 1	19	1-0	76	54	14	14	1	1	1
TOTALS	RPI 1-25	RPI 26-50	W-L RECORDS	RPI 51-100	RPI 101-150	RPI 150+				
18- 2	3- 2	3- 0	OVERALL	4- 0	5- 0	3- 0				
11- 0	2- 0	1- 0	HOME	2- 0	4- 0	2- 0				
5- 1	1- 1	1- 0	AWAY	1- 0	1- 0	1- 0				
2- 1	0- 1	1- 0	NEUTRAL	1- 0	0- 0	0- 0				
10- 1	0- 1	1- 0	NON-CONFERENCE	2- 0	4- 0	3- 0				
6- 0	0- 0	0- 0	HOME	1- 0	3- 0	2- 0				
2- 0	0- 0	0- 0	AWAY	0- 0	1- 0	1- 0				
2- 1	0- 1	1- 0	NEUTRAL	1- 0	0- 0	0- 0				
8- 1	3- 1	2- 0	CONFERENCE	2- 0	1- 0	0- 0				
5- 0	2- 0	1- 0	HOME	1- 0	1- 0	0- 0				
3- 1	1- 1	1- 0	AWAY	1- 0	0- 0	0- 0				
0- 0	0- 0	0- 0	NEUTRAL	0- 0	0- 0	0- 0				

RPI	S	Opponent	Score	RPI	S	Opponent	Score	RPI	S	Opponent	Score	RPI	S	Opponent	Score
3	N	Louisville	62 72	32	A	Arizona	71 64	78	H	South Dakota St.	95 56	104	A	Syracuse	81 64
4	H	Stanford	87 55	45	N	Oklahoma St.	89 72	97	A	Utah	90 63	110	H	Texas Southern	99 63
11	A	Oregon St.	66 57	48	H	Colorado	104 46	97	H	Utah	88 51	124	H	California	105 55
11	H	Oregon St.	76 64					99	N	UT Arlington	91 54	135	H	Northeastern	89 47
25	A	Arizona St.	66 72									149	H	Kansas St.	89 51
												257	A	Long Beach St.	81 45
												281	H	UC Riverside	84 41
												287	H	Utah St.	109 52
LAST 10 Division I															
				97	A	Utah	90 63	32	A	Arizona	71 64				
				11	A	Oregon St.	66 57	25	A	Arizona St.	66 72				
				11	H	Oregon St.	76 64	97	H	Utah	88 51				
				124	H	California	105 55	48	H	Colorado	104 46				
				4	H	Stanford	87 55	149	H	Kansas St.	89 51				

Non-Div I Games:

Oregon

■ Loss, 
 ■ Non-Conf, S Site, 
 ■ Home 
 ■ Away 
 N Neutral

Average RPI Win: 122		WON-LOST	WINNING	LAST 10	STRENGTH OF	OPP. STRENGTH	TEAM	ADJ.	CONF.	ADJ CONF.
Average RPI Loss: 8		RECORD	PCT. RANK	GAMES	SCHEDULE	OF SCHEDULE	RPI	RPI	RPI	RPI
DIV. I ONLY		17- 4	29	6-4	5	28	11	11	1	1
DIV. I NON-CONF.		12- 0	1	1-0	55	89	5	5	1	1
TOTALS		RPI 1-25	RPI 26-50		W-L RECORDS		RPI 51-100	RPI 101-150	RPI 150+	
17- 4	2- 4	3- 0		OVERALL		3- 0	3- 0	6- 0		
11- 2	2- 2	1- 0		HOME		1- 0	2- 0	5- 0		
3- 2	0- 2	2- 0		AWAY		1- 0	0- 0	0- 0		
3- 0	0- 0	0- 0		NEUTRAL		1- 0	1- 0	1- 0		
12- 0	2- 0	0- 0		NON-CONFERENCE		2- 0	2- 0	6- 0		
8- 0	2- 0	0- 0		HOME		0- 0	1- 0	5- 0		
1- 0	0- 0	0- 0		AWAY		1- 0	0- 0	0- 0		
3- 0	0- 0	0- 0		NEUTRAL		1- 0	1- 0	1- 0		
5- 4	0- 4	3- 0		CONFERENCE		1- 0	1- 0	0- 0		
3- 2	0- 2	1- 0		HOME		1- 0	1- 0	0- 0		
2- 2	0- 2	2- 0		AWAY		0- 0	0- 0	0- 0		
0- 0	0- 0	0- 0		NEUTRAL		0- 0	0- 0	0- 0		

RPI	S	Opponent	Score	RPI	S	Opponent	Score	RPI	S	Opponent	Score	RPI	S	Opponent	Score
1	A	Oregon	64 76	32	A	Arizona	63 61	58	A	Miami (FL)	75 53	113	N	Liberty	68 55
1	H	Oregon	57 66	48	A	Colorado	79 52	69	N	BYU	65 34	117	H	Pacific	69 57
4	H	Stanford	58 61	48	H	Colorado	72 60	97	H	Utah	77 48	124	H	California	81 44
13	H	Missouri St.	80 69									156	H	CSU Bakersfield	69 50
16	H	DePaul	98 77									190	H	Hawaii	64 32
25	A	Arizona St.	47 55									195	N	Northern Ariz.	91 57
												208	H	Southern Utah	95 45
												287	H	Utah St.	75 46
												301	H	UC Irvine	86 57
LAST 10 Division I															
48	A	Colorado	79 52	25	A	Arizona St.	47 55								
1	H	Oregon	57 66	32	A	Arizona	63 61								
1	A	Oregon	64 76	48	H	Colorado	72 60								
4	H	Stanford	58 61	97	H	Utah	77 48								
124	H	California	81 44	156	H	CSU Bakersfield	69 50								

Non-Div I Games:

Oregon St.

■ Loss, 
 ■ Non-Conf, S Site, 
 ■ Home 
 ■ Away 
 N Neutral

Average RPI Win:	224	WON-LOST	WINNING	LAST 10	STRENGTH OF	OPP. STRENGTH	TEAM	ADJ.	CONF.	ADJ CONF.
Average RPI Loss:	105	RECORD	PCT. RANK	GAMES	SCHEDULE	OF SCHEDULE	RPI	RPI	RPI	RPI
DIV. I ONLY	12- 9	134	5-5	156	113	117	117	11	11	
DIV. I NON-CONF.	7- 4	100	0	179	129	97	97	11	11	
TOTALS	RPI 1-25	RPI 26-50	W-L RECORDS	RPI 51-100	RPI 101-150	RPI 150+				
12- 9	0- 3	0- 0	OVERALL	1- 1	1- 1	10- 4				
6- 2	0- 0	0- 0	HOME	0- 1	0- 1	6- 0				
5- 6	0- 3	0- 0	AWAY	1- 0	1- 0	3- 3				
1- 1	0- 0	0- 0	NEUTRAL	0- 0	0- 0	1- 1				
7- 4	0- 2	0- 0	NON-CONFERENCE	1- 0	0- 0	6- 2				
4- 0	0- 0	0- 0	HOME	0- 0	0- 0	4- 0				
2- 3	0- 2	0- 0	AWAY	1- 0	0- 0	1- 1				
1- 1	0- 0	0- 0	NEUTRAL	0- 0	0- 0	1- 1				
5- 5	0- 1	0- 0	CONFERENCE	0- 1	1- 1	4- 2				
2- 2	0- 0	0- 0	HOME	0- 1	0- 1	2- 0				
3- 3	0- 1	0- 0	AWAY	0- 0	1- 0	2- 2				
0- 0	0- 0	0- 0	NEUTRAL	0- 0	0- 0	0- 0				

RPI 1-25				RPI 26-50				RPI 51-100				RPI 101+ Team's RPI: 117			
RPI	S	Opponent	Score	RPI	S	Opponent	Score	RPI	S	Opponent	Score	RPI	S	Opponent	Score
5	A	UCLA	57 68					69	H	BYU	66 76	129	H	San Diego	64 66
10	A	Gonzaga	67 68					70	A	Drexel	58 51	140	A	Portland	77 73
11	A	Oregon St.	57 69									156	A	CSU Bakersfield	70 80
												161	A	Santa Clara	65 75
												168	A	Saint Mary's (CA)	68 66
												178	N	Toledo	65 66
												211	H	SMU	77 49
												228	A	Pepperdine	54 59
												228	H	Pepperdine	64 63
												230	H	UMKC	89 60
												234	A	San Francisco	84 61
												260	H	LMU (CA)	76 67
												263	A	UC Santa Barbara	63 53
												273	H	Indiana St.	83 66
												306	H	Weber St.	76 53
												310	N	St. Francis Brooklyn	71 62
LAST 10 Division I															
228	A	Pepperdine	54 59	140	A	Portland	77 73								
168	A	Saint Mary's (CA)	68 66	228	H	Pepperdine	64 63								
129	H	San Diego	64 66	260	H	LMU (CA)	76 67								
69	H	BYU	66 76	234	A	San Francisco	84 61								
10	A	Gonzaga	67 68	161	A	Santa Clara	65 75								

Non-Div I Games:

Pacific

■ Loss, 
 ■ Non-Conf, 
 ■ S Site, 
 ■ H Home 
 ■ A Away 
 N Neutral

Average RPI Win:	234	WON-LOST	WINNING	LAST 10	STRENGTH OF	OPP. STRENGTH	TEAM	ADJ.	CONF.	ADJ CONF.
Average RPI Loss:	49	RECORD	PCT. RANK	GAMES	SCHEDULE	OF SCHEDULE	RPI	RPI	RPI	RPI
DIV. I ONLY	9- 4	67	6-4	274	78	114	114	8	8	
DIV. I NON-CONF.	9- 3	63	6-3	319	53	107	107	8	8	
TOTALS	RPI 1-25	RPI 26-50	W-L RECORDS	RPI 51-100	RPI 101-150	RPI 150+				
9- 4	0- 1	0- 1	OVERALL	1- 2	0- 0	8- 0				
5- 1	0- 1	0- 0	HOME	1- 0	0- 0	4- 0				
4- 3	0- 0	0- 1	AWAY	0- 2	0- 0	4- 0				
0- 0	0- 0	0- 0	NEUTRAL	0- 0	0- 0	0- 0				
9- 3	0- 0	0- 1	NON-CONFERENCE	1- 2	0- 0	8- 0				
5- 0	0- 0	0- 0	HOME	1- 0	0- 0	4- 0				
4- 3	0- 0	0- 1	AWAY	0- 2	0- 0	4- 0				
0- 0	0- 0	0- 0	NEUTRAL	0- 0	0- 0	0- 0				
0- 1	0- 1	0- 0	CONFERENCE	0- 0	0- 0	0- 0				
0- 1	0- 1	0- 0	HOME	0- 0	0- 0	0- 0				
0- 0	0- 0	0- 0	AWAY	0- 0	0- 0	0- 0				
0- 0	0- 0	0- 0	NEUTRAL	0- 0	0- 0	0- 0				

RPI 1-25				RPI 26-50				RPI 51-100				RPI 101+				Team's RPI: 114
RPI	S	Opponent	Score	RPI	S	Opponent	Score	RPI	S	Opponent	Score	RPI	S	Opponent	Score	
20	H	Princeton	55 75	37	A	Duke	50 66	51	A	Temple	72 76	190	A	Hawaii	70 55	
								70	H	Drexel	53 49	198	A	La Salle	65 49	
								89	A	Villanova	58 70	199	A	Saint Joseph's	55 45	
												221	H	Iona	74 42	
												256	H	Stetson	81 41	
												300	H	Siena	92 44	
												331	A	NJIT	85 51	
												345	H	Hartford	74 46	
LAST 10 Division I																
				51	A	Temple	72 76	256	H	Stetson	81 41					
				89	A	Villanova	58 70	198	A	La Salle	65 49					
				20	H	Princeton	55 75	345	H	Hartford	74 46					
				190	A	Hawaii	70 55	37	A	Duke	50 66					
				70	H	Drexel	53 49	199	A	Saint Joseph's	55 45					

Non-Div I Games: Chaminade 90 39

Penn

Average RPI Win:	205	WON-LOST	WINNING	LAST 10	STRENGTH OF	OPP. STRENGTH	TEAM	ADJ.	CONF.	ADJ CONF.
Average RPI Loss:	81	RECORD	PCT. RANK	GAMES	SCHEDULE	OF SCHEDULE	RPI	RPI	RPI	RPI
DIV. I ONLY	7- 14	257	1-9	56	59	187	187	2	2	
DIV. I NON-CONF.	6- 5	151	0	197	255	209	209	2	2	
TOTALS	RPI 1-25	RPI 26-50	W-L RECORDS	RPI 51-100	RPI 101-150	RPI 150+				
7- 14	0- 4	0- 4	OVERALL	0- 2	2- 1	5- 3				
5- 7	0- 2	0- 1	HOME	0- 2	2- 0	3- 2				
1- 6	0- 2	0- 3	AWAY	0- 0	0- 1	1- 0				
1- 1	0- 0	0- 0	NEUTRAL	0- 0	0- 0	1- 1				
6- 5	0- 1	0- 0	NON-CONFERENCE	0- 1	1- 0	5- 3				
4- 3	0- 0	0- 0	HOME	0- 1	1- 0	3- 2				
1- 1	0- 1	0- 0	AWAY	0- 0	0- 0	1- 0				
1- 1	0- 0	0- 0	NEUTRAL	0- 0	0- 0	1- 1				
1- 9	0- 3	0- 4	CONFERENCE	0- 1	1- 1	0- 0				
1- 4	0- 2	0- 1	HOME	0- 1	1- 0	0- 0				
0- 5	0- 1	0- 3	AWAY	0- 0	0- 1	0- 0				
0- 0	0- 0	0- 0	NEUTRAL	0- 0	0- 0	0- 0				

RPI 1-25				RPI 26-50				RPI 51-100				RPI 101+ Team's RPI: 187			
RPI	S	Opponent	Score	RPI	S	Opponent	Score	RPI	S	Opponent	Score	RPI	S	Opponent	Score
7	H	Iowa	66 77	26	A	Purdue	68 81	63	H	Minnesota	74 81	101	H	Michigan St.	86 73
12	A	Northwestern	59 85	30	A	Ohio St.	70 80	85	H	Rider	70 78	121	A	Wisconsin	65 71
14	H	Indiana	60 76	39	H	Rutgers	57 62					122	H	Fordham	72 59
20	A	Princeton	55 72	46	A	Michigan	48 82					172	H	Clemson	68 55
												174	A	Towson	73 67
												198	H	La Salle	67 69
												220	H	George Mason	68 78
												257	N	Long Beach St.	56 64
												266	H	Sacred Heart	88 65
												276	H	Pittsburgh	78 73
												323	N	N.C. Central	92 68
LAST 10 Division I															
7	H	Iowa	66 77	30	A	Ohio St.	70 80								
26	A	Purdue	68 81	101	H	Michigan St.	86 73								
14	H	Indiana	60 76	121	A	Wisconsin	65 71								
12	A	Northwestern	59 85	46	A	Michigan	48 82								
39	H	Rutgers	57 62	63	H	Minnesota	74 81								

Non-Div I Games:

Penn St.

■ Loss, 
 ■ Non-Conf, 
 S Site, 
 ■ Home 
 ■ Away 
 N Neutral



# Pepperdine

Through Games Of Jan. 30, 2020

Average RPI Win:	221	WON-LOST	WINNING	LAST 10	STRENGTH OF	OPP. STRENGTH	TEAM	ADJ.	CONF.	ADJ CONF.
Average RPI Loss:	134	RECORD	PCT. RANK	GAMES	SCHEDULE	OF SCHEDULE	RPI	RPI	RPI	RPI
DIV. I ONLY	8- 10	210	4-6	241	105	228	228	11	11	
DIV. I NON-CONF.	4- 4	164	0	334	157	262	262	11	11	
TOTALS	RPI 1-25	RPI 26-50	W-L RECORDS	RPI 51-100	RPI 101-150	RPI 150+				
8- 10	0- 1	0- 0	OVERALL	0- 2	2- 3	6- 4				
6- 4	0- 0	0- 0	HOME	0- 1	2- 0	4- 3				
2- 6	0- 1	0- 0	AWAY	0- 1	0- 3	2- 1				
0- 0	0- 0	0- 0	NEUTRAL	0- 0	0- 0	0- 0				
4- 4	0- 0	0- 0	NON-CONFERENCE	0- 1	0- 1	4- 2				
2- 2	0- 0	0- 0	HOME	0- 0	0- 0	2- 2				
2- 2	0- 0	0- 0	AWAY	0- 1	0- 1	2- 0				
0- 0	0- 0	0- 0	NEUTRAL	0- 0	0- 0	0- 0				
4- 6	0- 1	0- 0	CONFERENCE	0- 1	2- 2	2- 2				
4- 2	0- 0	0- 0	HOME	0- 1	2- 0	2- 1				
0- 4	0- 1	0- 0	AWAY	0- 0	0- 2	0- 1				
0- 0	0- 0	0- 0	NEUTRAL	0- 0	0- 0	0- 0				

RPI	S	Opponent	Score	RPI	S	Opponent	Score	RPI	S	Opponent	Score	RPI	S	Opponent	Score	Team's RPI: 228
10	A	Gonzaga	36 70					69	H	BYU	47 65	112	A	Boise St.	74 76	
								86	A	Washington St.	48 85	117	A	Pacific	63 64	
												117	H	Pacific	59 54	
												129	H	San Diego	73 57	
												140	A	Portland	67 69	
												161	H	Santa Clara	79 71	
												168	A	Saint Mary's (CA)	78 85	
												185	H	UC Davis	70 67	
												186	H	UNLV	44 69	
												190	H	Hawaii	51 52	
												234	H	San Francisco	82 70	
												260	H	LMU (CA)	77 84	
												295	A	Eastern Wash.	53 52	
												311	A	New Mexico St.	72 69	
												333	H	Cal Poly	63 53	
LAST 10 Division I																
117	H	Pacific	59 54	161	H	Santa Clara	79 71									
140	A	Portland	67 69	117	A	Pacific	63 64									
10	A	Gonzaga	36 70	168	A	Saint Mary's (CA)	78 85									
260	H	LMU (CA)	77 84	69	H	BYU	47 65									
234	H	San Francisco	82 70	129	H	San Diego	73 57									

Non-Div I Games: Concordia (CA) 76 57 Cal St. L.A. 79 56

Pepperdine

Loss, Non-Conf, S Site, H Home A Away N Neutral

## Pittsburgh

Through Games Of Jan. 30, 2020

Average RPI Win:	259	WON-LOST	WINNING	LAST 10	STRENGTH OF	OPP. STRENGTH	TEAM	ADJ.	CONF.	ADJ CONF.
Average RPI Loss:	100	RECORD	PCT. RANK	GAMES	SCHEDULE	OF SCHEDULE	RPI	RPI	RPI	RPI
DIV. I ONLY	4- 16	311	1-9	105	90	276	276	5	5	
DIV. I NON-CONF.	3- 8	268	0-1	240	233	309	309	3	3	
TOTALS	RPI 1-25	RPI 26-50	W-L RECORDS	RPI 51-100	RPI 101-150	RPI 150+				
4- 16	0- 2	0- 1	OVERALL	1- 6	0- 3	3- 4				
3- 8	0- 1	0- 0	HOME	1- 2	0- 3	2- 2				
0- 7	0- 1	0- 1	AWAY	0- 3	0- 0	0- 2				
1- 1	0- 0	0- 0	NEUTRAL	0- 1	0- 0	1- 0				
3- 8	0- 0	0- 0	NON-CONFERENCE	0- 4	0- 1	3- 3				
2- 4	0- 0	0- 0	HOME	0- 1	0- 1	2- 2				
0- 3	0- 0	0- 0	AWAY	0- 2	0- 0	0- 1				
1- 1	0- 0	0- 0	NEUTRAL	0- 1	0- 0	1- 0				
1- 8	0- 2	0- 1	CONFERENCE	1- 2	0- 2	0- 1				
1- 4	0- 1	0- 0	HOME	1- 1	0- 2	0- 0				
0- 4	0- 1	0- 1	AWAY	0- 1	0- 0	0- 1				
0- 0	0- 0	0- 0	NEUTRAL	0- 0	0- 0	0- 0				

RPI	S	Opponent	Score	RPI	S	Opponent	Score	RPI	S	Opponent	Score	RPI	S	Opponent	Score	Team's RPI: 276
3	A	Louisville	49 83	34	A	Virginia Tech	56 68	59	A	UCF	58 74	104	H	Syracuse	51 69	
18	H	NC State	44 88					60	A	North Carolina	62 70	109	H	Duquesne	62 81	
								65	H	Boston College	70 79	123	H	Notre Dame	52 60	
								72	N	Ohio	50 72	172	A	Clemson	67 75	
								83	H	Stony Brook	56 59	187	A	Penn St.	73 78	
								90	H	Wake Forest	53 48	192	H	Miami (OH)	71 80	
								98	A	Cincinnati	53 69	222	H	Georgetown	56 66	
												269	N	Ole Miss	58 50	
												332	H	Fairleigh Dickinson	69 60	
												344	H	Central Conn. St.	81 73	
LAST 10 Division I																
90	H	Wake Forest	53 48	34	A	Virginia Tech	56 68	65	H	Boston College	70 79					
3	A	Louisville	49 83					60	A	North Carolina	62 70					
18	H	NC State	44 88					98	A	Cincinnati	53 69					
104	H	Syracuse	51 69													
172	A	Clemson	67 75													

Non-Div I Games:

Pittsburgh

■ Loss, 
 ■ Non-Conf, 
 ■ S Site, 
 ■ H Home 
 ■ A Away 
 N Neutral

Average RPI Win:	214	WON-LOST	WINNING	LAST 10	STRENGTH OF	OPP. STRENGTH	TEAM	ADJ.	CONF.	ADJ CONF.
Average RPI Loss:	121	RECORD	PCT. RANK	GAMES	SCHEDULE	OF SCHEDULE	RPI	RPI	RPI	RPI
DIV. I ONLY	11- 8	128	6-4	144	157	140	140	11	11	
DIV. I NON-CONF.	5- 4	140	0	206	318	186	186	11	11	
TOTALS	RPI 1-25	RPI 26-50	W-L RECORDS	RPI 51-100	RPI 101-150	RPI 150+				
11- 8	0- 1	0- 0	OVERALL	2- 2	0- 3	9- 2				
5- 5	0- 0	0- 0	HOME	1- 2	0- 2	4- 1				
6- 3	0- 1	0- 0	AWAY	1- 0	0- 1	5- 1				
0- 0	0- 0	0- 0	NEUTRAL	0- 0	0- 0	0- 0				
5- 4	0- 0	0- 0	NON-CONFERENCE	1- 1	0- 1	4- 2				
2- 3	0- 0	0- 0	HOME	1- 1	0- 1	1- 1				
3- 1	0- 0	0- 0	AWAY	0- 0	0- 0	3- 1				
0- 0	0- 0	0- 0	NEUTRAL	0- 0	0- 0	0- 0				
6- 4	0- 1	0- 0	CONFERENCE	1- 1	0- 2	5- 0				
3- 2	0- 0	0- 0	HOME	0- 1	0- 1	3- 0				
3- 2	0- 1	0- 0	AWAY	1- 0	0- 1	2- 0				
0- 0	0- 0	0- 0	NEUTRAL	0- 0	0- 0	0- 0				

RPI 1-25				RPI 26-50				RPI 51-100				RPI 101+ Team's RPI: 140			
RPI	S	Opponent	Score	RPI	S	Opponent	Score	RPI	S	Opponent	Score	RPI	S	Opponent	Score
10	A	Gonzaga	57 62					69	A	BYU	57 48	107	H	Loyola Chicago	64 78
								69	H	BYU	54 66	117	H	Pacific	73 77
								82	H	Fresno St.	75 64	129	A	San Diego	55 74
								87	H	Abilene Christian	69 76	161	A	Santa Clara	80 77
												168	H	Saint Mary's (CA)	78 65
												193	H	Portland St.	71 77
												228	H	Pepperdine	69 67
												234	A	San Francisco	73 66
												247	H	Grand Canyon	73 41
												252	A	CSUN	64 73
												260	H	LMU (CA)	74 49
												287	A	Utah St.	70 64
												306	A	Weber St.	78 59
												308	A	Air Force	72 56
LAST 10 Division I															
				69	H	BYU	54 66	168	H	Saint Mary's (CA)	78 65				
				228	H	Pepperdine	69 67	117	H	Pacific	73 77				
				260	H	LMU (CA)	74 49	69	A	BYU	57 48				
				161	A	Santa Clara	80 77	129	A	San Diego	55 74				
				234	A	San Francisco	73 66	10	A	Gonzaga	57 62				

Non-Div I Games: Warner Pacific 78 36 Willamette 82 42

Portland

Loss, Non-Conf, S Site, H Home A Away N Neutral

Average RPI Win:	225	WON-LOST	WINNING	LAST 10	STRENGTH OF	OPP. STRENGTH	TEAM	ADJ.	CONF.	ADJ CONF.
Average RPI Loss:	193	RECORD	PCT. RANK	GAMES	SCHEDULE	OF SCHEDULE	RPI	RPI	RPI	RPI
DIV. I ONLY	11- 9	148	6-4	254	263	193	193	18	18	
DIV. I NON-CONF.	5- 4	140	0	200	299	148	148	17	17	
TOTALS	RPI 1-25	RPI 26-50	W-L RECORDS	RPI 51-100	RPI 101-150	RPI 150+				
11- 9	0- 0	0- 1	OVERALL	1- 0	1- 2	9- 6				
6- 3	0- 0	0- 1	HOME	1- 0	0- 1	5- 1				
5- 5	0- 0	0- 0	AWAY	0- 0	1- 1	4- 4				
0- 1	0- 0	0- 0	NEUTRAL	0- 0	0- 0	0- 1				
5- 4	0- 0	0- 1	NON-CONFERENCE	0- 0	1- 1	4- 2				
2- 1	0- 0	0- 1	HOME	0- 0	0- 0	2- 0				
3- 2	0- 0	0- 0	AWAY	0- 0	1- 1	2- 1				
0- 1	0- 0	0- 0	NEUTRAL	0- 0	0- 0	0- 1				
6- 5	0- 0	0- 0	CONFERENCE	1- 0	0- 1	5- 4				
4- 2	0- 0	0- 0	HOME	1- 0	0- 1	3- 1				
2- 3	0- 0	0- 0	AWAY	0- 0	0- 0	2- 3				
0- 0	0- 0	0- 0	NEUTRAL	0- 0	0- 0	0- 0				

RPI 1-25	RPI 26-50	RPI 51-100	RPI 101+	Team's RPI: 193
RPI S Opponent Score	RPI S Opponent Score	RPI S Opponent Score	RPI S Opponent Score	
	49 H Tennessee 61 88	95 H Idaho 74 53	112 A Boise St. 57 82	
			116 H Montana St. 62 73	
			140 A Portland 77 71	
			182 A Montana 55 62	
			182 H Montana 78 65	
			185 A UC Davis 76 70	
			195 H Northern Ariz. 66 54	
			208 A Southern Utah 58 71	
			223 A Northern Colo. 58 77	
			230 A UMKC 69 87	
			242 A Idaho St. 69 64	
			247 H Grand Canyon 69 46	
			282 H Nevada 80 75	
			295 H Eastern Wash. 75 58	
			301 A UC Irvine 70 61	
			301 N UC Irvine 75 83	
			306 A Weber St. 76 57	
			319 H Sacramento St. 70 73	
LAST 10 Division I				
	182 A Montana 55 62	182 H Montana 78 65		
	195 H Northern Ariz. 66 54	116 H Montana St. 62 73		
	319 H Sacramento St. 70 73	295 H Eastern Wash. 75 58		
	306 A Weber St. 76 57	95 H Idaho 74 53		
	242 A Idaho St. 69 64	208 A Southern Utah 58 71		

Non-Div I Games: Multnomah 104 48

Portland St.

Prairie View

Through Games Of Jan. 30, 2020

Average RPI Win:	335	WON-LOST	WINNING	LAST 10	STRENGTH OF	OPP. STRENGTH	TEAM	ADJ.	CONF.	ADJ CONF.
Average RPI Loss:	136	RECORD	PCT. RANK	GAMES	SCHEDULE	OF SCHEDULE	RPI	RPI	RPI	RPI
DIV. I ONLY	3- 13	316	3-7	232	211	305	305	32	32	
DIV. I NON-CONF.	0- 9	338	0-3	31	49	274	274	30	30	
TOTALS	RPI 1-25	RPI 26-50	W-L RECORDS	RPI 51-100	RPI 101-150	RPI 150+				
3- 13	0- 1	0- 2	OVERALL	0- 0	0- 5	3- 5				
2- 3	0- 0	0- 0	HOME	0- 0	0- 1	2- 2				
1- 8	0- 1	0- 2	AWAY	0- 0	0- 3	1- 2				
0- 2	0- 0	0- 0	NEUTRAL	0- 0	0- 1	0- 1				
0- 9	0- 1	0- 2	NON-CONFERENCE	0- 0	0- 4	0- 2				
0- 1	0- 0	0- 0	HOME	0- 0	0- 1	0- 0				
0- 6	0- 1	0- 2	AWAY	0- 0	0- 2	0- 1				
0- 2	0- 0	0- 0	NEUTRAL	0- 0	0- 1	0- 1				
3- 4	0- 0	0- 0	CONFERENCE	0- 0	0- 1	3- 3				
2- 2	0- 0	0- 0	HOME	0- 0	0- 0	2- 2				
1- 2	0- 0	0- 0	AWAY	0- 0	0- 1	1- 1				
0- 0	0- 0	0- 0	NEUTRAL	0- 0	0- 0	0- 0				

RPI 1-25				RPI 26-50				RPI 51-100				RPI 101+ Team's RPI: 305			
RPI	S	Opponent	Score	RPI	S	Opponent	Score	RPI	S	Opponent	Score	RPI	S	Opponent	Score
17	A	Texas A&M	38 80	32	A	Arizona	48 83					103	A	Rice	55 77
				47	A	Oklahoma	48 94					110	A	Texas Southern	65 88
												121	A	Wisconsin	42 68
												126	N	A&M-Corpus Christi	52 64
												145	H	Florida	44 51
												154	A	Texas Tech	48 82
												158	A	Jackson St.	49 53
												192	N	Miami (OH)	52 65
												245	H	Southern U.	48 68
												316	H	Ark.-Pine Bluff	61 51
												320	H	Alcorn	63 68
												337	A	Grambling	67 54
												351	H	Mississippi Val.	81 47
LAST 10 Division I															
351	H	Mississippi Val.	81 47	245	H	Southern U.	48 68								
316	H	Ark.-Pine Bluff	61 51	320	H	Alcorn	63 68								
158	A	Jackson St.	49 53	121	A	Wisconsin	42 68								
337	A	Grambling	67 54	154	A	Texas Tech	48 82								
110	A	Texas Southern	65 88	103	A	Rice	55 77								

Non-Div I Games:      Huston-Tillotson    79    60                      Wiley                      75    42                      Tex. A&M-Kingsville    85    55

Prairie View

Loss, Non-Conf, S Site, H Home A Away N Neutral

Presbyterian

Through Games Of Jan. 30, 2020

Average RPI Win:	301	WON-LOST	WINNING	LAST 10	STRENGTH OF	OPP. STRENGTH	TEAM	ADJ.	CONF.	ADJ CONF.
Average RPI Loss:	198	RECORD	PCT. RANK	GAMES	SCHEDULE	OF SCHEDULE	RPI	RPI	RPI	RPI
DIV. I ONLY	5- 12	278	3-7	281	330	298	298	26	26	
DIV. I NON-CONF.	2- 5	259	0	286	243	294	294	28	28	
TOTALS	RPI 1-25	RPI 26-50	W-L RECORDS	RPI 51-100	RPI 101-150	RPI 150+				
5- 12	0- 0	0- 1	OVERALL	0- 0	0- 3	5- 8				
2- 4	0- 0	0- 0	HOME	0- 0	0- 1	2- 3				
3- 8	0- 0	0- 1	AWAY	0- 0	0- 2	3- 5				
0- 0	0- 0	0- 0	NEUTRAL	0- 0	0- 0	0- 0				
2- 5	0- 0	0- 1	NON-CONFERENCE	0- 0	0- 2	2- 2				
1- 1	0- 0	0- 0	HOME	0- 0	0- 0	1- 1				
1- 4	0- 0	0- 1	AWAY	0- 0	0- 2	1- 1				
0- 0	0- 0	0- 0	NEUTRAL	0- 0	0- 0	0- 0				
3- 7	0- 0	0- 0	CONFERENCE	0- 0	0- 1	3- 6				
1- 3	0- 0	0- 0	HOME	0- 0	0- 1	1- 2				
2- 4	0- 0	0- 0	AWAY	0- 0	0- 0	2- 4				
0- 0	0- 0	0- 0	NEUTRAL	0- 0	0- 0	0- 0				

RPI 1-25			RPI 26-50			RPI 51-100			RPI 101+			Team's RPI: 298
RPI	S	Opponent	Score	RPI	S	Opponent	Score	RPI	S	Opponent	Score	
				38	A	West Virginia	40 56					
								128	H	Campbell	47 53	
								145	A	Florida	46 60	
								147	A	Illinois	52 71	
								181	H	Hampton	42 71	
								212	A	High Point	55 60	
								225	A	UNC Asheville	39 54	
								229	A	Gardner-Webb	56 53	
								238	A	Radford	42 54	
								244	H	Col. of Charleston	58 54	
								250	H	UNCW	60 70	
								258	A	Winthrop	54 61	
								272	H	Longwood	60 71	
								286	A	Wofford	60 67	
								340	H	USC Upstate	55 42	
								341	A	Charleston So.	67 46	
								349	A	South Carolina St.	70 49	
LAST 10 Division I												
				341	A	Charleston So.	67 46	258	A	Winthrop	54 61	
				340	H	USC Upstate	55 42	181	H	Hampton	42 71	
				212	A	High Point	55 60	272	H	Longwood	60 71	
				128	H	Campbell	47 53	238	A	Radford	42 54	
				229	A	Gardner-Webb	56 53	225	A	UNC Asheville	39 54	

Non-Div I Games: William Peace 72 35 Brevard 74 45

Presbyterian

Loss, Non-Conf, S Site, H Home A Away N Neutral

Average RPI Win:	167	WON-LOST	WINNING	LAST 10	STRENGTH OF	OPP. STRENGTH	TEAM	ADJ.	CONF.	ADJ CONF.
Average RPI Loss:	7	RECORD	PCT. RANK	GAMES	SCHEDULE	OF SCHEDULE	RPI	RPI	RPI	RPI
DIV. I ONLY	13- 1	9	9-1	107	104	20	20	8	8	
DIV. I NON-CONF.	12- 1	9	8-1	152	68	20	20	8	8	
TOTALS	RPI 1-25	RPI 26-50	W-L RECORDS	RPI 51-100	RPI 101-150	RPI 150+				
13- 1	0- 1	1- 0	OVERALL	4- 0	3- 0	5- 0				
7- 0	0- 0	1- 0	HOME	1- 0	0- 0	5- 0				
6- 1	0- 1	0- 0	AWAY	3- 0	3- 0	0- 0				
0- 0	0- 0	0- 0	NEUTRAL	0- 0	0- 0	0- 0				
12- 1	0- 1	1- 0	NON-CONFERENCE	4- 0	2- 0	5- 0				
7- 0	0- 0	1- 0	HOME	1- 0	0- 0	5- 0				
5- 1	0- 1	0- 0	AWAY	3- 0	2- 0	0- 0				
0- 0	0- 0	0- 0	NEUTRAL	0- 0	0- 0	0- 0				
1- 0	0- 0	0- 0	CONFERENCE	0- 0	1- 0	0- 0				
0- 0	0- 0	0- 0	HOME	0- 0	0- 0	0- 0				
1- 0	0- 0	0- 0	AWAY	0- 0	1- 0	0- 0				
0- 0	0- 0	0- 0	NEUTRAL	0- 0	0- 0	0- 0				

RPI	S	Opponent	Score	RPI	S	Opponent	Score	RPI	S	Opponent	Score	RPI	S	Opponent	Score
7	A	Iowa	75 77	31	H	FGCU	67 53	76	A	Seton Hall	78 76	114	A	Penn	75 55
								80	A	Marist	62 50	137	A	George Washington	75 50
								85	H	Rider	80 47	148	A	Missouri	68 33
								100	A	Saint Louis	66 50	187	H	Penn St.	72 55
												261	H	New Hampshire	77 37
												291	H	Monmouth	52 40
												310	H	St. Francis Brooklyn	76 44
												345	H	Hartford	73 42
LAST 10 Division I															
				114	A	Penn	75 55					345	H	Hartford	73 42
				261	H	New Hampshire	77 37					80	A	Marist	62 50
				100	A	Saint Louis	66 50					310	H	St. Francis Brooklyn	76 44
				148	A	Missouri	68 33					291	H	Monmouth	52 40
				187	H	Penn St.	72 55					7	A	Iowa	75 77

Non-Div I Games:

Princeton

■ Loss, 
 ■ Non-Conf, S Site, 
 ■ Home 
 ■ Away 
 N Neutral

# Providence

Through Games Of Jan. 30, 2020

Average RPI Win:	213	WON-LOST	WINNING	LAST 10	STRENGTH OF	OPP. STRENGTH	TEAM	ADJ.	CONF.	ADJ CONF.
Average RPI Loss:	83	RECORD	PCT. RANK	GAMES	SCHEDULE	OF SCHEDULE	RPI	RPI	RPI	RPI
DIV. I ONLY	10- 11	191	2-8	149	84	141	141	6	6	
DIV. I NON-CONF.	9- 3	63	1-0	226	189	70	70	6	6	
TOTALS	RPI 1-25	RPI 26-50	W-L RECORDS	RPI 51-100	RPI 101-150	RPI 150+				
10- 11	0- 1	0- 4	OVERALL	2- 4	1- 0	7- 2				
3- 3	0- 1	0- 1	HOME	1- 1	0- 0	2- 0				
5- 7	0- 0	0- 3	AWAY	1- 2	1- 0	3- 2				
2- 1	0- 0	0- 0	NEUTRAL	0- 1	0- 0	2- 0				
9- 3	0- 0	0- 1	NON-CONFERENCE	2- 1	1- 0	6- 1				
2- 0	0- 0	0- 0	HOME	1- 0	0- 0	1- 0				
5- 2	0- 0	0- 1	AWAY	1- 0	1- 0	3- 1				
2- 1	0- 0	0- 0	NEUTRAL	0- 1	0- 0	2- 0				
1- 8	0- 1	0- 3	CONFERENCE	0- 3	0- 0	1- 1				
1- 3	0- 1	0- 1	HOME	0- 1	0- 0	1- 0				
0- 5	0- 0	0- 2	AWAY	0- 2	0- 0	0- 1				
0- 0	0- 0	0- 0	NEUTRAL	0- 0	0- 0	0- 0				

RPI S Opponent	Score	RPI S Opponent	Score	RPI S Opponent	Score	RPI S Opponent	Score
16 H DePaul	67 80	35 H Marquette	50 60	65 H Boston College	76 60	139 A Massachusetts	72 63
		36 A Creighton	63 72	75 N Ball St.	51 52	179 N Rhode Island	58 51
		39 A Yale	79 82	76 A Seton Hall	55 97	196 A New Mexico	68 86
		42 A St. John's (NY)	58 64	89 A Villanova	49 51	209 H UMass Lowell	63 38
				91 H Butler	47 50	222 A Georgetown	53 62
				97 A Utah	67 60	233 H Xavier	60 48
						260 N LMU (CA)	48 45
						291 A Monmouth	68 52
						309 A Bryant	76 32
						345 A Hartford	75 57
LAST 10 Division I							
233 H Xavier	60 48	35 H Marquette	50 60				
91 H Butler	47 50	16 H DePaul	67 80				
76 A Seton Hall	55 97	222 A Georgetown	53 62				
42 A St. John's (NY)	58 64	89 A Villanova	49 51				
36 A Creighton	63 72	260 N LMU (CA)	48 45				

Non-Div I Games:

Providence

Loss, Non-Conf, S Site, H Home A Away N Neutral



Average RPI Win:	130	WON-LOST	WINNING	LAST 10	STRENGTH OF	OPP. STRENGTH	TEAM	ADJ.	CONF.	ADJ CONF.
Average RPI Loss:	25	RECORD	PCT. RANK	GAMES	SCHEDULE	OF SCHEDULE	RPI	RPI	RPI	RPI
DIV. I ONLY	15- 7	76	6-4	21	6	26	26	2	2	
DIV. I NON-CONF.	9- 3	63	0	46	11	21	21	2	2	
TOTALS	RPI 1-25	RPI 26-50	W-L RECORDS	RPI 51-100	RPI 101-150	RPI 150+				
15- 7	1- 4	3- 2	OVERALL	1- 1	4- 0	6- 0				
9- 2	0- 0	1- 1	HOME	0- 1	3- 0	5- 0				
4- 4	0- 3	1- 1	AWAY	1- 0	1- 0	1- 0				
2- 1	1- 1	1- 0	NEUTRAL	0- 0	0- 0	0- 0				
9- 3	1- 2	2- 1	NON-CONFERENCE	0- 0	1- 0	5- 0				
6- 0	0- 0	1- 0	HOME	0- 0	1- 0	4- 0				
1- 2	0- 1	0- 1	AWAY	0- 0	0- 0	1- 0				
2- 1	1- 1	1- 0	NEUTRAL	0- 0	0- 0	0- 0				
6- 4	0- 2	1- 1	CONFERENCE	1- 1	3- 0	1- 0				
3- 2	0- 0	0- 1	HOME	0- 1	2- 0	1- 0				
3- 2	0- 2	1- 0	AWAY	1- 0	1- 0	0- 0				
0- 0	0- 0	0- 0	NEUTRAL	0- 0	0- 0	0- 0				

RPI	S	Opponent	Score	RPI	S	Opponent	Score	Team's RPI: 26	RPI	S	Opponent	Score	RPI	S	Opponent	Score
2	A	South Carolina	49 85	27	H	Western Ky.	67 50		56	A	Nebraska	76 68	101	A	Michigan St.	76 66
10	N	Gonzaga	50 63	30	A	Ohio St.	66 50		63	H	Minnesota	59 72	106	H	Kent St.	77 64
12	A	Northwestern	56 61	33	N	Drake	67 47						121	H	Wisconsin	72 61
14	A	Indiana	48 66	34	A	Virginia Tech	54 67						147	H	Illinois	81 67
25	N	Arizona St.	59 52	39	H	Rutgers	53 59						187	H	Penn St.	81 68
													200	H	Bowling Green	81 74
													204	H	Northern Ill.	68 63
													213	H	Western Ill.	66 59
													231	A	Chattanooga	66 34
													268	H	Milwaukee	68 55
LAST 10 Division I																
101	A	Michigan St.	76 66	12	A	Northwestern	56 61									
187	H	Penn St.	81 68	14	A	Indiana	48 66									
56	A	Nebraska	76 68	39	H	Rutgers	53 59									
63	H	Minnesota	59 72	121	H	Wisconsin	72 61									
147	H	Illinois	81 67	30	A	Ohio St.	66 50									

Non-Div I Games:

Purdue

■ Loss, 
■ Non-Conf, S Site, 
■ Home 
■ Away 
N Neutral

Average RPI Win:	315	WON-LOST	WINNING	LAST 10	STRENGTH OF	OPP. STRENGTH	TEAM	ADJ.	CONF.	ADJ CONF.
Average RPI Loss:	167	RECORD	PCT. RANK	GAMES	SCHEDULE	OF SCHEDULE	RPI	RPI	RPI	RPI
DIV. I ONLY	3- 16	325	2-8	225	251	318	318	19	19	
DIV. I NON-CONF.	2- 9	304	1-1	277	281	335	335	18	18	
TOTALS	RPI 1-25	RPI 26-50	W-L RECORDS	RPI 51-100	RPI 101-150	RPI 150+				
3- 16	0- 0	0- 0	OVERALL	0- 5	0- 2	3- 9				
2- 6	0- 0	0- 0	HOME	0- 3	0- 1	2- 2				
1- 7	0- 0	0- 0	AWAY	0- 2	0- 0	1- 5				
0- 3	0- 0	0- 0	NEUTRAL	0- 0	0- 1	0- 2				
2- 9	0- 0	0- 0	NON-CONFERENCE	0- 2	0- 2	2- 5				
2- 2	0- 0	0- 0	HOME	0- 1	0- 1	2- 0				
0- 4	0- 0	0- 0	AWAY	0- 1	0- 0	0- 3				
0- 3	0- 0	0- 0	NEUTRAL	0- 0	0- 1	0- 2				
1- 7	0- 0	0- 0	CONFERENCE	0- 3	0- 0	1- 4				
0- 4	0- 0	0- 0	HOME	0- 2	0- 0	0- 2				
1- 3	0- 0	0- 0	AWAY	0- 1	0- 0	1- 2				
0- 0	0- 0	0- 0	NEUTRAL	0- 0	0- 0	0- 0				

RPI S	Opponent	Score	RPI S	Opponent	Score	RPI S	Opponent	Score	RPI S	Opponent	Score	Team's RPI: 318
						52	A South Dakota	25 79	106	N Kent St.	67 75	
						52	H South Dakota	41 62	146	H Southeast Mo. St.	48 58	
						75	H Ball St.	52 83	154	N Texas Tech	48 82	
						78	H South Dakota St.	69 100	162	A Eastern Mich.	40 64	
						91	A Butler	58 85	197	A North Dakota	85 91	
									202	A Akron	53 64	
									213	A Western Ill.	68 79	
									240	H Oral Roberts	73 79	
									283	H North Dakota St.	44 58	
									291	N Monmouth	46 60	
									299	A Omaha	58 57	
									312	H Evansville	67 64	
									322	A SIUE	53 57	
									334	H UIC	61 50	
LAST 10 Division I												
			283	H North Dakota St.	44 58	213	A Western Ill.	68 79				
			299	A Omaha	58 57	197	A North Dakota	85 91				
			52	A South Dakota	25 79	52	H South Dakota	41 62				
			240	H Oral Roberts	73 79	91	A Butler	58 85				
			78	H South Dakota St.	69 100	312	H Evansville	67 64				

Non-Div I Games: Heidelberg 82 55 Purdue Northwest 73 50

Purdue Fort Wayne

Loss, Non-Conf, S Site, H Home A Away N Neutral

Quinnipiac

Through Games Of Jan. 30, 2020

Average RPI Win:	253	WON-LOST	WINNING	LAST 10	STRENGTH OF	OPP. STRENGTH	TEAM	ADJ.	CONF.	ADJ CONF.
Average RPI Loss:	93	RECORD	PCT. RANK	GAMES	SCHEDULE	OF SCHEDULE	RPI	RPI	RPI	RPI
DIV. I ONLY	9- 9	174	7-3	152	183	177	177	24	24	
DIV. I NON-CONF.	3- 6	235	1-0	61	64	171	171	25	25	
TOTALS	RPI 1-25	RPI 26-50	W-L RECORDS	RPI 51-100	RPI 101-150	RPI 150+				
9- 9	0- 1	0- 1	OVERALL	1- 4	0- 2	8- 1				
6- 4	0- 0	0- 0	HOME	1- 1	0- 2	5- 1				
3- 5	0- 1	0- 1	AWAY	0- 3	0- 0	3- 0				
0- 0	0- 0	0- 0	NEUTRAL	0- 0	0- 0	0- 0				
3- 6	0- 1	0- 1	NON-CONFERENCE	1- 2	0- 2	2- 0				
2- 3	0- 0	0- 0	HOME	1- 1	0- 2	1- 0				
1- 3	0- 1	0- 1	AWAY	0- 1	0- 0	1- 0				
0- 0	0- 0	0- 0	NEUTRAL	0- 0	0- 0	0- 0				
6- 3	0- 0	0- 0	CONFERENCE	0- 2	0- 0	6- 1				
4- 1	0- 0	0- 0	HOME	0- 0	0- 0	4- 1				
2- 2	0- 0	0- 0	AWAY	0- 2	0- 0	2- 0				
0- 0	0- 0	0- 0	NEUTRAL	0- 0	0- 0	0- 0				

RPI 1-25				RPI 26-50				RPI 51-100				RPI 101+ Team's RPI: 177			
RPI	S	Opponent	Score	RPI	S	Opponent	Score	RPI	S	Opponent	Score	RPI	S	Opponent	Score
6	A	Maryland	52 107	39	A	Yale	59 63	59	A	UCF	58 80	137	H	George Washington	67 78
								66	H	Bucknell	76 69	142	H	Harvard	68 77
								70	H	Drexel	62 66	179	H	Rhode Island	75 63
								80	A	Marist	60 73	205	H	Fairfield	76 62
								85	A	Rider	59 75	214	H	Manhattan	70 58
												221	H	Iona	71 75
												291	H	Monmouth	60 53
												300	A	Siena	66 52
												336	A	Saint Peter's	91 64
												338	H	Canisius	74 71
												345	A	Hartford	87 50
LAST 10 Division I															
336	A	Saint Peter's	91 64	214	H	Manhattan	70 58								
205	H	Fairfield	76 62	85	A	Rider	59 75								
80	A	Marist	60 73	300	A	Siena	66 52								
338	H	Canisius	74 71	221	H	Iona	71 75								
291	H	Monmouth	60 53	345	A	Hartford	87 50								

Non-Div I Games:

Quinnipiac

Loss, Non-Conf, S Site, H Home A Away N Neutral

Average RPI Win:	291	WON-LOST	WINNING	LAST 10	STRENGTH OF	OPP. STRENGTH	TEAM	ADJ.	CONF.	ADJ CONF.
Average RPI Loss:	149	RECORD	PCT. RANK	GAMES	SCHEDULE	OF SCHEDULE	RPI	RPI	RPI	RPI
DIV. I ONLY	8- 11	220	6-4	275	230	238	238	26	26	
DIV. I NON-CONF.	2- 7	288	0	271	40	277	277	28	28	
TOTALS	RPI 1-25	RPI 26-50	W-L RECORDS	RPI 51-100	RPI 101-150	RPI 150+				
8- 11	0- 0	0- 2	OVERALL	0- 2	0- 1	8- 6				
3- 4	0- 0	0- 0	HOME	0- 0	0- 1	3- 3				
5- 7	0- 0	0- 2	AWAY	0- 2	0- 0	5- 3				
0- 0	0- 0	0- 0	NEUTRAL	0- 0	0- 0	0- 0				
2- 7	0- 0	0- 2	NON-CONFERENCE	0- 2	0- 0	2- 3				
0- 2	0- 0	0- 0	HOME	0- 0	0- 0	0- 2				
2- 5	0- 0	0- 2	AWAY	0- 2	0- 0	2- 1				
0- 0	0- 0	0- 0	NEUTRAL	0- 0	0- 0	0- 0				
6- 4	0- 0	0- 0	CONFERENCE	0- 0	0- 1	6- 3				
3- 2	0- 0	0- 0	HOME	0- 0	0- 1	3- 1				
3- 2	0- 0	0- 0	AWAY	0- 0	0- 0	3- 2				
0- 0	0- 0	0- 0	NEUTRAL	0- 0	0- 0	0- 0				

RPI 1-25			RPI 26-50			RPI 51-100			RPI 101+			Team's RPI: 238
RPI	S	Opponent	Score	RPI	S	Opponent	Score	RPI	S	Opponent	Score	
				30	A	Ohio St.	57 70	67	A	Alabama	51 85	128 H Campbell 32 43
				38	A	West Virginia	37 74	94	A	Vanderbilt	46 80	173 H American 55 59
												181 A Hampton 48 51
												212 A High Point 58 68
												225 H UNC Asheville 50 63
												229 A Gardner-Webb 84 73
												241 H Mt. St. Mary's 58 75
												243 A ETSU 67 43
												253 A Morehead St. 62 73
												258 H Winthrop 54 53
												272 A Longwood 62 61
												298 H Presbyterian 54 42
												340 A USC Upstate 57 41
												341 H Charleston So. 72 35
												349 A South Carolina St. 60 45
LAST 10 Division I												
				128	H	Campbell	32 43	225	H	UNC Asheville	50 63	
				229	A	Gardner-Webb	84 73	181	A	Hampton	48 51	
				340	A	USC Upstate	57 41	212	A	High Point	58 68	
				258	H	Winthrop	54 53	341	H	Charleston So.	72 35	
				272	A	Longwood	62 61	298	H	Presbyterian	54 42	

Non-Div I Games:

Radford

■ Loss, 
 ■ Non-Conf, 
 ■ S Site, 
 ■ H Home 
 ■ A Away 
 N Neutral

## Rhode Island

Through Games Of Jan. 30, 2020

Average RPI Win:	212	WON-LOST	WINNING	LAST 10	STRENGTH OF	OPP. STRENGTH	TEAM	ADJ.	CONF.	ADJ CONF.
Average RPI Loss:	145	RECORD	PCT. RANK	GAMES	SCHEDULE	OF SCHEDULE	RPI	RPI	RPI	RPI
DIV. I ONLY	10- 9	164	4-6	189	240	179	179	12	12	
DIV. I NON-CONF.	7- 5	131	1-2	223	328	160	160	12	12	
TOTALS	RPI 1-25	RPI 26-50	W-L RECORDS	RPI 51-100	RPI 101-150	RPI 150+				
10- 9	0- 0	0- 0	OVERALL	0- 3	4- 3	6- 3				
7- 2	0- 0	0- 0	HOME	0- 1	4- 1	3- 0				
2- 6	0- 0	0- 0	AWAY	0- 2	0- 1	2- 3				
1- 1	0- 0	0- 0	NEUTRAL	0- 0	0- 1	1- 0				
7- 5	0- 0	0- 0	NON-CONFERENCE	0- 1	2- 2	5- 2				
5- 0	0- 0	0- 0	HOME	0- 0	2- 0	3- 0				
1- 4	0- 0	0- 0	AWAY	0- 1	0- 1	1- 2				
1- 1	0- 0	0- 0	NEUTRAL	0- 0	0- 1	1- 0				
3- 4	0- 0	0- 0	CONFERENCE	0- 2	2- 1	1- 1				
2- 2	0- 0	0- 0	HOME	0- 1	2- 1	0- 0				
1- 2	0- 0	0- 0	AWAY	0- 1	0- 0	1- 1				
0- 0	0- 0	0- 0	NEUTRAL	0- 0	0- 0	0- 0				

RPI 1-25				RPI 26-50				RPI 51-100				RPI 101+				Team's RPI: 179	
RPI	S	Opponent	Score	RPI	S	Opponent	Score	RPI	S	Opponent	Score	RPI	S	Opponent	Score		
								65	A	Boston College	55	66	105	H	VCU	54	75
								96	A	Davidson	67	79	115	H	Holy Cross	73	58
								96	H	Davidson	70	77	118	H	Richmond	76	70
													133	H	Robert Morris	71	59
													139	H	Massachusetts	69	66
													141	N	Providence	51	58
													142	A	Harvard	58	61
													177	A	Quinnipiac	63	75
													197	A	North Dakota	61	67
													199	A	Saint Joseph's	49	47
													205	H	Fairfield	74	41
													218	N	Brown	89	44
													289	A	St. Bonaventure	59	64
													296	H	Vermont	77	74
													345	A	Hartford	68	56
													348	H	LIU Brooklyn	79	56
LAST 10 Division I																	
				96	H	Davidson	70	77	118	H	Richmond	76	70				
				289	A	St. Bonaventure	59	64	105	H	VCU	54	75				
				139	H	Massachusetts	69	66	142	A	Harvard	58	61				
				199	A	Saint Joseph's	49	47	177	A	Quinnipiac	63	75				
				96	A	Davidson	67	79	133	H	Robert Morris	71	59				

Non-Div I Games:

Rhode Island

■ Loss, 
 ■ Non-Conf, 
 ■ S Site, 
 ■ H Home 
 ■ A Away 
 N Neutral

Average RPI Win:	234	WON-LOST	WINNING	LAST 10	STRENGTH OF	OPP. STRENGTH	TEAM	ADJ.	CONF.	ADJ CONF.
Average RPI Loss:	80	RECORD	PCT. RANK	GAMES	SCHEDULE	OF SCHEDULE	RPI	RPI	RPI	RPI
DIV. I ONLY	13- 6	68	8-2	200	127	103	103	13	13	
DIV. I NON-CONF.	5- 6	187	0-2	186	96	203	203	14	14	
TOTALS	RPI 1-25	RPI 26-50	W-L RECORDS	RPI 51-100	RPI 101-150	RPI 150+				
13- 6	0- 1	1- 2	OVERALL	0- 1	0- 1	12- 1				
8- 1	0- 1	1- 0	HOME	0- 0	0- 0	7- 0				
5- 3	0- 0	0- 1	AWAY	0- 0	0- 1	5- 1				
0- 2	0- 0	0- 1	NEUTRAL	0- 1	0- 0	0- 0				
5- 6	0- 1	0- 2	NON-CONFERENCE	0- 1	0- 1	5- 1				
4- 1	0- 1	0- 0	HOME	0- 0	0- 0	4- 0				
1- 3	0- 0	0- 1	AWAY	0- 0	0- 1	1- 1				
0- 2	0- 0	0- 1	NEUTRAL	0- 1	0- 0	0- 0				
8- 0	0- 0	1- 0	CONFERENCE	0- 0	0- 0	7- 0				
4- 0	0- 0	1- 0	HOME	0- 0	0- 0	3- 0				
4- 0	0- 0	0- 0	AWAY	0- 0	0- 0	4- 0				
0- 0	0- 0	0- 0	NEUTRAL	0- 0	0- 0	0- 0				

RPI 1-25				RPI 26-50				RPI 51-100				RPI 101+ Team's RPI: 103			
RPI	S	Opponent	Score	RPI	S	Opponent	Score	RPI	S	Opponent	Score	RPI	S	Opponent	Score
17	H	Texas A&M	61 62	27	H	Western Ky.	73 65	62	N	Georgia Tech	52 54	110	A	Texas Southern	56 63
				34	N	Virginia Tech	45 54					165	A	Fla. Atlantic	78 69
				45	A	Oklahoma St.	38 69					191	H	Southern Miss.	75 64
												195	H	Northern Ariz.	71 57
												201	H	Little Rock	66 40
												211	A	SMU	43 55
												217	A	UTEP	69 61
												251	H	Louisiana Tech	60 47
												267	H	Marshall	81 43
												292	A	FIU	68 47
												294	H	Nicholls St.	71 47
												303	A	UTSA	74 62
												305	H	Prairie View	77 55
												328	A	McNeese	81 50
LAST 10 Division I															
303	A	UTSA	74 62	165	A	Fla. Atlantic	78 69								
217	A	UTEP	69 61	27	H	Western Ky.	73 65								
191	H	Southern Miss.	75 64	267	H	Marshall	81 43								
251	H	Louisiana Tech	60 47	62	N	Georgia Tech	52 54								
292	A	FIU	68 47	34	N	Virginia Tech	45 54								

Non-Div I Games:

Rice

■ Loss, 
 ■ Non-Conf, 
 ■ S Site, 
 ■ H Home 
 ■ A Away 
 N Neutral

Average RPI Win: <b>177</b>	WON-LOST	WINNING	LAST 10	STRENGTH OF	OPP. STRENGTH	TEAM	ADJ.	CONF.	ADJ CONF.
Average RPI Loss: <b>127</b>	RECORD	PCT. RANK	GAMES	SCHEDULE	OF SCHEDULE	RPI	RPI	RPI	RPI
DIV. I ONLY	9- 12	218	3-7	35	232	118	118	12	12
DIV. I NON-CONF.	7- 7	164	1-2	32	297	86	86	12	12
TOTALS	RPI 1-25	RPI 26-50	W-L RECORDS	RPI 51-100	RPI 101-150	RPI 150+			
9- 12	0- 0	0- 1	OVERALL	1- 4	2- 2	6- 5			
5- 2	0- 0	0- 0	HOME	1- 1	0- 0	4- 1			
4- 7	0- 0	0- 1	AWAY	0- 2	2- 2	2- 2			
0- 3	0- 0	0- 0	NEUTRAL	0- 1	0- 0	0- 2			
7- 7	0- 0	0- 1	NON-CONFERENCE	0- 3	2- 0	5- 3			
3- 1	0- 0	0- 0	HOME	0- 0	0- 0	3- 1			
4- 3	0- 0	0- 1	AWAY	0- 2	2- 0	2- 0			
0- 3	0- 0	0- 0	NEUTRAL	0- 1	0- 0	0- 2			
2- 5	0- 0	0- 0	CONFERENCE	1- 1	0- 2	1- 2			
2- 1	0- 0	0- 0	HOME	1- 1	0- 0	1- 0			
0- 4	0- 0	0- 0	AWAY	0- 0	0- 2	0- 2			
0- 0	0- 0	0- 0	NEUTRAL	0- 0	0- 0	0- 0			

RPI S	Opponent	Score	RPI S	Opponent	Score	RPI S	Opponent	Score	RPI S	Opponent	Score	Team's RPI: 118
			28 A	Old Dominion	51 73	57 N	Bradley	57 61	105 A	VCU	50 53	
						68 A	Charlotte	59 78	119 A	Coastal Caro.	79 67	
						70 A	Drexel	52 58	131 A	UNC Greensboro	70 62	
						84 H	Dayton	51 65	139 A	Massachusetts	50 64	
						96 H	Davidson	69 57	153 H	William & Mary	76 73	
									165 H	Fla. Atlantic	57 55	
									175 H	Furman	69 70	
									179 A	Rhode Island	70 76	
									181 N	Hampton	65 69	
									184 H	Norfolk St.	77 69	
									198 H	La Salle	63 61	
									199 A	Saint Joseph's	56 67	
									222 A	Georgetown	51 49	
									241 N	Mt. St. Mary's	67 75	
									326 A	UMES	64 52	
LAST 10 Division I												
			139 A	Massachusetts	50 64	179 A	Rhode Island	70 76				
			96 H	Davidson	69 57	199 A	Saint Joseph's	56 67				
			198 H	La Salle	63 61	184 H	Norfolk St.	77 69				
			105 A	VCU	50 53	181 N	Hampton	65 69				
			84 H	Dayton	51 65	241 N	Mt. St. Mary's	67 75				

Non-Div I Games:

Richmond

Average RPI Win:	230	WON-LOST	WINNING	LAST 10	STRENGTH OF	OPP. STRENGTH	TEAM	ADJ.	CONF.	ADJ CONF.
Average RPI Loss:	50	RECORD	PCT. RANK	GAMES	SCHEDULE	OF SCHEDULE	RPI	RPI	RPI	RPI
DIV. I ONLY	16- 2	15	10-0	321	117	85	85	24	24	
DIV. I NON-CONF.	7- 2	54	1-0	328	24	117	117	25	25	
TOTALS	RPI 1-25	RPI 26-50	W-L RECORDS	RPI 51-100	RPI 101-150	RPI 150+				
16- 2	0- 1	0- 0	OVERALL	1- 1	0- 0	15- 0				
8- 0	0- 0	0- 0	HOME	0- 0	0- 0	8- 0				
7- 1	0- 1	0- 0	AWAY	1- 0	0- 0	6- 0				
1- 1	0- 0	0- 0	NEUTRAL	0- 1	0- 0	1- 0				
7- 2	0- 1	0- 0	NON-CONFERENCE	0- 1	0- 0	7- 0				
3- 0	0- 0	0- 0	HOME	0- 0	0- 0	3- 0				
3- 1	0- 1	0- 0	AWAY	0- 0	0- 0	3- 0				
1- 1	0- 0	0- 0	NEUTRAL	0- 1	0- 0	1- 0				
9- 0	0- 0	0- 0	CONFERENCE	1- 0	0- 0	8- 0				
5- 0	0- 0	0- 0	HOME	0- 0	0- 0	5- 0				
4- 0	0- 0	0- 0	AWAY	1- 0	0- 0	3- 0				
0- 0	0- 0	0- 0	NEUTRAL	0- 0	0- 0	0- 0				

RPI 1-25				RPI 26-50				RPI 51-100 Team's RPI: 85				RPI 101+			
RPI	S	Opponent	Score	RPI	S	Opponent	Score	RPI	S	Opponent	Score	RPI	S	Opponent	Score
20	A	Princeton	47 80					79	N	North Florida	70 80	177	H	Quinnipiac	75 59
								80	A	Marist	76 72	187	A	Penn St.	78 70
												198	H	La Salle	70 43
												205	H	Fairfield	60 52
												214	H	Manhattan	76 53
												221	A	Iona	81 37
												222	A	Georgetown	65 64
												233	H	Xavier	64 57
												255	A	Niagara	71 55
												255	H	Niagara	79 75
												259	A	Delaware St.	71 69
												263	N	Lipscomb	81 76
												275	H	Wagner	77 63
												300	H	Siena	70 66
												338	A	Canisius	70 57
LAST 10 Division I															
214	H	Manhattan	76 53	80	A	Marist	76 72								
205	H	Fairfield	60 52	177	H	Quinnipiac	75 59								
255	A	Niagara	71 55	221	A	Iona	81 37								
338	A	Canisius	70 57	255	H	Niagara	79 75								
300	H	Siena	70 66	259	A	Delaware St.	71 69								

Non-Div I Games:

Rider



Average RPI Win:	254	WON-LOST	WINNING	LAST 10	STRENGTH OF	OPP. STRENGTH	TEAM	ADJ.	CONF.	ADJ CONF.
Average RPI Loss:	124	RECORD	PCT. RANK	GAMES	SCHEDULE	OF SCHEDULE	RPI	RPI	RPI	RPI
DIV. I ONLY	12- 6	78	9-1	249	244	133	133	29	29	
DIV. I NON-CONF.	4- 6	212	1-1	117	174	167	167	29	29	
TOTALS	RPI 1-25	RPI 26-50	W-L RECORDS	RPI 51-100	RPI 101-150	RPI 150+				
12- 6	0- 1	0- 1	OVERALL	0- 0	0- 1	12- 3				
6- 2	0- 0	0- 0	HOME	0- 0	0- 0	6- 2				
6- 4	0- 1	0- 1	AWAY	0- 0	0- 1	6- 1				
0- 0	0- 0	0- 0	NEUTRAL	0- 0	0- 0	0- 0				
4- 6	0- 1	0- 1	NON-CONFERENCE	0- 0	0- 1	4- 3				
2- 2	0- 0	0- 0	HOME	0- 0	0- 0	2- 2				
2- 4	0- 1	0- 1	AWAY	0- 0	0- 1	2- 1				
0- 0	0- 0	0- 0	NEUTRAL	0- 0	0- 0	0- 0				
8- 0	0- 0	0- 0	CONFERENCE	0- 0	0- 0	8- 0				
4- 0	0- 0	0- 0	HOME	0- 0	0- 0	4- 0				
4- 0	0- 0	0- 0	AWAY	0- 0	0- 0	4- 0				
0- 0	0- 0	0- 0	NEUTRAL	0- 0	0- 0	0- 0				

RPI 1-25				RPI 26-50				RPI 51-100				RPI 101+ Team's RPI: 133			
RPI	S	Opponent	Score	RPI	S	Opponent	Score	RPI	S	Opponent	Score	RPI	S	Opponent	Score
21	A	TCU	61 66	44	A	James Madison	32 59					106	A	Kent St.	81 82
												166	H	Columbia	59 61
												169	A	Merrimack	68 62
												169	H	Merrimack	72 50
												179	A	Rhode Island	59 71
												184	A	Norfolk St.	69 62
												198	A	La Salle	71 68
												227	H	Delaware	62 73
												233	H	Xavier	71 57
												236	H	Youngstown St.	58 43
												266	H	Sacred Heart	73 43
												275	H	Wagner	51 47
												310	A	St. Francis Brooklyn	70 59
												310	H	St. Francis Brooklyn	69 44
												344	A	Central Conn. St.	86 56
												348	A	LIU Brooklyn	70 59
LAST 10 Division I															
310	A	St. Francis Brooklyn	70 59	275	H	Wagner	51 47								
348	A	LIU Brooklyn	70 59	169	A	Merrimack	68 62								
266	H	Sacred Heart	73 43	344	A	Central Conn. St.	86 56								
169	H	Merrimack	72 50	44	A	James Madison	32 59								
310	H	St. Francis Brooklyn	69 44	184	A	Norfolk St.	69 62								

Non-Div I Games: Pitt.-Johnstown 63 30

Robert Morris

■ Loss, 
 ■ Non-Conf, 
 ■ S Site, 
 ■ H Home 
 ■ A Away 
 N Neutral

Average RPI Win:	161	WON-LOST	WINNING	LAST 10	STRENGTH OF	OPP. STRENGTH	TEAM	ADJ.	CONF.	ADJ CONF.
Average RPI Loss:	46	RECORD	PCT. RANK	GAMES	SCHEDULE	OF SCHEDULE	RPI	RPI	RPI	RPI
DIV. I ONLY	16- 4	34	7-3	110	44	39	39	2	2	
DIV. I NON-CONF.	10- 1	19	1-0	217	94	44	44	2	2	
TOTALS	RPI 1-25	RPI 26-50	W-L RECORDS	RPI 51-100	RPI 101-150	RPI 150+				
16- 4	0- 2	2- 1	OVERALL	3- 0	4- 1	7- 0				
9- 2	0- 1	1- 0	HOME	1- 0	2- 1	5- 0				
5- 2	0- 1	1- 1	AWAY	0- 0	2- 0	2- 0				
2- 0	0- 0	0- 0	NEUTRAL	2- 0	0- 0	0- 0				
10- 1	0- 1	1- 0	NON-CONFERENCE	2- 0	1- 0	6- 0				
7- 0	0- 0	1- 0	HOME	0- 0	1- 0	5- 0				
1- 1	0- 1	0- 0	AWAY	0- 0	0- 0	1- 0				
2- 0	0- 0	0- 0	NEUTRAL	2- 0	0- 0	0- 0				
6- 3	0- 1	1- 1	CONFERENCE	1- 0	3- 1	1- 0				
2- 2	0- 1	0- 0	HOME	1- 0	1- 1	0- 0				
4- 1	0- 0	1- 1	AWAY	0- 0	2- 0	1- 0				
0- 0	0- 0	0- 0	NEUTRAL	0- 0	0- 0	0- 0				

RPI 1-25				RPI 26-50				Team's RPI: 39				RPI 51-100				RPI 101+			
RPI	S	Opponent	Score	RPI	S	Opponent	Score	RPI	S	Opponent	Score	RPI	S	Opponent	Score	RPI	S	Opponent	Score
14	H	Indiana	56 66	26	A	Purdue	59 53	56	H	Nebraska	69 65	101	H	Michigan St.	55 66				
24	A	LSU	58 64	43	H	Virginia	73 63	62	N	Georgia Tech	46 43	121	A	Wisconsin	64 61				
				46	A	Michigan	57 71	94	N	Vanderbilt	62 56	142	H	Harvard	74 46				
												147	A	Illinois	75 51				
												147	H	Illinois	72 41				
												174	H	Towson	67 53				
												187	A	Penn St.	62 57				
												245	H	Southern U.	78 58				
												255	H	Niagara	87 37				
												262	A	South Alabama	77 56				
												267	H	Marshall	66 41				
												342	H	Coppin St.	107 33				
LAST 10 Division I																			
147	H	Illinois	72 41	147	A	Illinois	75 51												
46	A	Michigan	57 71	26	A	Purdue	59 53												
101	H	Michigan St.	55 66	14	H	Indiana	56 66												
187	A	Penn St.	62 57	121	A	Wisconsin	64 61												
56	H	Nebraska	69 65	267	H	Marshall	66 41												

Non-Div I Games:

Rutgers

■ Loss, 
 ■ Non-Conf, S Site, 
 ■ Home 
 ■ Away 
 N Neutral

Average RPI Win:	252	WON-LOST	WINNING	LAST 10	STRENGTH OF	OPP. STRENGTH	TEAM	ADJ.	CONF.	ADJ CONF.
Average RPI Loss:	86	RECORD	PCT. RANK	GAMES	SCHEDULE	OF SCHEDULE	RPI	RPI	RPI	RPI
DIV. I ONLY	13- 3	28	9-1	311	235	111	111	23	23	
DIV. I NON-CONF.	4- 2	90	0	273	126	136	136	20	20	
TOTALS	RPI 1-25	RPI 26-50	W-L RECORDS	RPI 51-100	RPI 101-150	RPI 150+				
13- 3	0- 0	0- 1	OVERALL	1- 1	1- 0	11- 1				
7- 1	0- 0	0- 0	HOME	1- 1	0- 0	6- 0				
5- 2	0- 0	0- 1	AWAY	0- 0	1- 0	4- 1				
1- 0	0- 0	0- 0	NEUTRAL	0- 0	0- 0	1- 0				
4- 2	0- 0	0- 1	NON-CONFERENCE	0- 1	0- 0	4- 0				
1- 1	0- 0	0- 0	HOME	0- 1	0- 0	1- 0				
2- 1	0- 0	0- 1	AWAY	0- 0	0- 0	2- 0				
1- 0	0- 0	0- 0	NEUTRAL	0- 0	0- 0	1- 0				
9- 1	0- 0	0- 0	CONFERENCE	1- 0	1- 0	7- 1				
6- 0	0- 0	0- 0	HOME	1- 0	0- 0	5- 0				
3- 1	0- 0	0- 0	AWAY	0- 0	1- 0	2- 1				
0- 0	0- 0	0- 0	NEUTRAL	0- 0	0- 0	0- 0				

RPI 1-25				RPI 26-50				RPI 51-100				RPI 101+				Team's RPI: 111	
RPI	S	Opponent	Score	RPI	S	Opponent	Score	RPI	S	Opponent	Score	RPI	S	Opponent	Score		
				47	A	Oklahoma	62 75	59	H	UCF	57 63	126	A	A&M-Corpus Christi	66 44		
								87	H	Abilene Christian	69 59	152	A	New Orleans	50 53		
												215	A	Lamar University	54 53		
												219	H	Central Ark.	102 41		
												224	A	Tulsa	67 63		
												232	H	Southeastern La.	77 51		
												263	N	UC Santa Barbara	67 56		
												282	A	Nevada	80 65		
												314	A	Houston Baptist	59 42		
												320	H	Alcorn	67 62		
												325	H	Incarnate Word	67 45		
												328	H	McNeese	82 51		
												339	H	Northwestern St.	89 40		
LAST 10 Division I																	
				87	H	Abilene Christian	69 59	126	A	A&M-Corpus Christi	66 44						
				215	A	Lamar University	54 53	152	A	New Orleans	50 53						
				339	H	Northwestern St.	89 40	232	H	Southeastern La.	77 51						
				325	H	Incarnate Word	67 45	328	H	McNeese	82 51						
				219	H	Central Ark.	102 41	314	A	Houston Baptist	59 42						

Non-Div I Games: LSU-Shreveport 75 32 Our Lady of the Lak87 75 Cent. Christian (KS104 46

SFA

Loss, Non-Conf, S Site, H Home A Away N Neutral

SIUE										
Average RPI Win:	324	WON-LOST	WINNING	LAST 10	STRENGTH OF	OPP. STRENGTH	TEAM	ADJ.	CONF.	ADJ CONF.
Average RPI Loss:	159	RECORD	PCT. RANK	GAMES	SCHEDULE	OF SCHEDULE	RPI	RPI	RPI	RPI
DIV. I ONLY	3- 16	325	1-9	251	206	322	322	20	20	
DIV. I NON-CONF.	2- 8	295	0-1	252	136	322	322	24	24	
-----										
TOTALS	RPI 1-25	RPI 26-50	W-L RECORDS	RPI 51-100	RPI 101-150	RPI 150+				
3- 16	0- 0	0- 0	OVERALL	0- 6	0- 3	3- 7				
2- 7	0- 0	0- 0	HOME	0- 3	0- 2	2- 2				
1- 8	0- 0	0- 0	AWAY	0- 3	0- 1	1- 4				
0- 1	0- 0	0- 0	NEUTRAL	0- 0	0- 0	0- 1				
2- 8	0- 0	0- 0	NON-CONFERENCE	0- 4	0- 2	2- 2				
2- 3	0- 0	0- 0	HOME	0- 2	0- 1	2- 0				
0- 4	0- 0	0- 0	AWAY	0- 2	0- 1	0- 1				
0- 1	0- 0	0- 0	NEUTRAL	0- 0	0- 0	0- 1				
1- 8	0- 0	0- 0	CONFERENCE	0- 2	0- 1	1- 5				
0- 4	0- 0	0- 0	HOME	0- 1	0- 1	0- 2				
1- 4	0- 0	0- 0	AWAY	0- 1	0- 0	1- 3				
0- 0	0- 0	0- 0	NEUTRAL	0- 0	0- 0	0- 0				

RPI 1-25				RPI 26-50				RPI 51-100				RPI 101+				Team's RPI: 322	
RPI	S	Opponent	Score	RPI	S	Opponent	Score	RPI	S	Opponent	Score	RPI	S	Opponent	Score		
								54	A	Belmont	48	69	107	H	Loyola Chicago	50	63
								56	A	Nebraska	49	63	146	H	Southeast Mo. St.	56	66
								73	H	UT Martin	39	79	148	A	Missouri	51	68
								88	H	Southern Ill.	67	103	155	H	Tennessee Tech	50	65
								92	A	Illinois St.	53	74	170	N	North Ala.	67	85
								100	H	Saint Louis	35	68	176	A	Austin Peay	61	74
													253	A	Morehead St.	69	75
													280	A	Eastern Ky.	46	49
													312	H	Evansville	85	74
													313	H	Jacksonville St.	44	53
													318	H	Purdue Fort Wayne	57	53
													330	A	Georgia St.	73	74
													343	A	Tennessee St.	76	63
LAST 10 Division I																	
				176	A	Austin Peay	61	74	280	A	Eastern Ky.	46	49				
				73	H	UT Martin	39	79	253	A	Morehead St.	69	75				
				146	H	Southeast Mo. St.	56	66	343	A	Tennessee St.	76	63				
				313	H	Jacksonville St.	44	53	54	A	Belmont	48	69				
				155	H	Tennessee Tech	50	65	330	A	Georgia St.	73	74				

Non-Div I Games: Quincy

65 70

SIUE

■ Loss, 
 ■ Non-Conf, 
 ■ S Site, 
 ■ H Home 
 ■ A Away 
 N Neutral

SMU

Through Games Of Jan. 30, 2020

Average RPI Win:	229	WON-LOST	WINNING	LAST 10	STRENGTH OF	OPP. STRENGTH	TEAM	ADJ.	CONF.	ADJ CONF.
Average RPI Loss:	120	RECORD	PCT. RANK	GAMES	SCHEDULE	OF SCHEDULE	RPI	RPI	RPI	RPI
DIV. I ONLY	9- 10	195	4-6	148	142	211	211	9	9	
DIV. I NON-CONF.	6- 6	164	1-2	176	262	233	233	9	9	
-----										
TOTALS	RPI 1-25	RPI 26-50		W-L RECORDS	RPI 51-100	RPI 101-150		RPI 150+		
9- 10	0- 2	0- 0		OVERALL	0- 2	1- 2		8- 4		
7- 6	0- 2	0- 0		HOME	0- 0	1- 1		6- 3		
1- 4	0- 0	0- 0		AWAY	0- 2	0- 1		1- 1		
1- 0	0- 0	0- 0		NEUTRAL	0- 0	0- 0		1- 0		
6- 6	0- 1	0- 0		NON-CONFERENCE	0- 1	1- 1		5- 3		
5- 4	0- 1	0- 0		HOME	0- 0	1- 0		4- 3		
0- 2	0- 0	0- 0		AWAY	0- 1	0- 1		0- 0		
1- 0	0- 0	0- 0		NEUTRAL	0- 0	0- 0		1- 0		
3- 4	0- 1	0- 0		CONFERENCE	0- 1	0- 1		3- 1		
2- 2	0- 1	0- 0		HOME	0- 0	0- 1		2- 0		
1- 2	0- 0	0- 0		AWAY	0- 1	0- 0		1- 1		
0- 0	0- 0	0- 0		NEUTRAL	0- 0	0- 0		0- 0		

RPI 1-25				RPI 26-50				RPI 51-100				RPI 101+				Team's RPI: 211
RPI	S	Opponent	Score	RPI	S	Opponent	Score	RPI	S	Opponent	Score	RPI	S	Opponent	Score	
9	H	UConn	42 80					51	A	Temple	62 85	103	H	Rice	55 43	
21	H	TCU	56 57					99	A	UT Arlington	46 51	117	A	Pacific	49 77	

Non-Div I Games:

SMU

Average RPI Win:	236	WON-LOST	WINNING	LAST 10	STRENGTH OF	OPP. STRENGTH	TEAM	ADJ.	CONF.	ADJ CONF.
Average RPI Loss:	205	RECORD	PCT. RANK	GAMES	SCHEDULE	OF SCHEDULE	RPI	RPI	RPI	RPI
DIV. I ONLY	3- 13	316	3-7	289	270	319	319	18	18	
DIV. I NON-CONF.	0- 7	338	0-1	320	263	349	349	17	17	
TOTALS	RPI 1-25	RPI 26-50	W-L RECORDS	RPI 51-100	RPI 101-150	RPI 150+				
3- 13	0- 0	0- 1	OVERALL	0- 0	0- 2	3- 10				
1- 5	0- 0	0- 1	HOME	0- 0	0- 1	1- 3				
2- 8	0- 0	0- 0	AWAY	0- 0	0- 1	2- 7				
0- 0	0- 0	0- 0	NEUTRAL	0- 0	0- 0	0- 0				
0- 7	0- 0	0- 1	NON-CONFERENCE	0- 0	0- 1	0- 5				
0- 1	0- 0	0- 1	HOME	0- 0	0- 0	0- 0				
0- 6	0- 0	0- 0	AWAY	0- 0	0- 1	0- 5				
0- 0	0- 0	0- 0	NEUTRAL	0- 0	0- 0	0- 0				
3- 6	0- 0	0- 0	CONFERENCE	0- 0	0- 1	3- 5				
1- 4	0- 0	0- 0	HOME	0- 0	0- 1	1- 3				
2- 2	0- 0	0- 0	AWAY	0- 0	0- 0	2- 2				
0- 0	0- 0	0- 0	NEUTRAL	0- 0	0- 0	0- 0				

RPI 1-25			RPI 26-50			RPI 51-100			RPI 101+			Team's RPI: 319
RPI	S	Opponent	Score	RPI	S	Opponent	Score	RPI	S	Opponent	Score	
				30	H	Ohio St.	74 104					
								116	H	Montana St.	48 85	
								125	A	San Jose St.	67 73	
								182	H	Montana	60 64	
								185	A	UC Davis	75 77	
								193	A	Portland St.	73 70	
								195	A	Northern Ariz.	107 114	
								195	H	Northern Ariz.	65 85	
								208	H	Southern Utah	87 82	
								223	H	Northern Colo.	63 73	
								234	A	San Francisco	82 87	
								242	A	Idaho St.	62 80	
								282	A	Nevada	72 83	
								306	A	Weber St.	91 67	
								329	A	Seattle U	84 88	
								333	A	Cal Poly	43 62	
LAST 10 Division I												
195	H	Northern Ariz.	65 85	195	A	Northern Ariz.	107 114					
193	A	Portland St.	73 70	242	A	Idaho St.	62 80					
208	H	Southern Utah	87 82	182	H	Montana	60 64					
223	H	Northern Colo.	63 73	116	H	Montana St.	48 85					
306	A	Weber St.	91 67	30	H	Ohio St.	74 104					

Non-Div I Games: Cal Maritime 86 55 Pacific Union 94 35

Sacramento St.

## Sacred Heart

Through Games Of Jan. 30, 2020

Average RPI Win:	297	WON-LOST	WINNING	LAST 10	STRENGTH OF	OPP. STRENGTH	TEAM	ADJ.	CONF.	ADJ CONF.
Average RPI Loss:	161	RECORD	PCT. RANK	GAMES	SCHEDULE	OF SCHEDULE	RPI	RPI	RPI	RPI
DIV. I ONLY	7- 11	238	5-5	288	274	266	266	29	29	
DIV. I NON-CONF.	2- 8	295	0-2	205	134	298	298	29	29	
TOTALS	RPI 1-25	RPI 26-50	W-L RECORDS	RPI 51-100	RPI 101-150	RPI 150+				
7- 11	0- 0	0- 1	OVERALL	0- 3	0- 2	7- 5				
4- 1	0- 0	0- 0	HOME	0- 0	0- 1	4- 0				
2- 9	0- 0	0- 1	AWAY	0- 2	0- 1	2- 5				
1- 1	0- 0	0- 0	NEUTRAL	0- 1	0- 0	1- 0				
2- 8	0- 0	0- 1	NON-CONFERENCE	0- 3	0- 1	2- 3				
1- 1	0- 0	0- 0	HOME	0- 0	0- 1	1- 0				
0- 6	0- 0	0- 1	AWAY	0- 2	0- 0	0- 3				
1- 1	0- 0	0- 0	NEUTRAL	0- 1	0- 0	1- 0				
5- 3	0- 0	0- 0	CONFERENCE	0- 0	0- 1	5- 2				
3- 0	0- 0	0- 0	HOME	0- 0	0- 0	3- 0				
2- 3	0- 0	0- 0	AWAY	0- 0	0- 1	2- 2				
0- 0	0- 0	0- 0	NEUTRAL	0- 0	0- 0	0- 0				

RPI 1-25				RPI 26-50				RPI 51-100				RPI 101+ Team's RPI: 266			
RPI	S	Opponent	Score	RPI	S	Opponent	Score	RPI	S	Opponent	Score	RPI	S	Opponent	Score
				39	A	Yale	40 87	56	N	Nebraska	49 72	115	H	Holy Cross	52 65
								76	A	Seton Hall	69 95	133	A	Robert Morris	43 73
								83	A	Stony Brook	50 54	169	H	Merrimack	63 60
												187	A	Penn St.	65 88
												199	A	Saint Joseph's	44 71
												248	A	Saint Francis (PA)	58 60
												275	A	Wagner	79 65
												300	A	Siena	57 68
												302	H	Hofstra	71 44
												315	N	Detroit Mercy	66 60
												332	A	Fairleigh Dickinson	60 65
												332	H	Fairleigh Dickinson	68 53
												344	A	Central Conn. St.	54 52
												344	H	Central Conn. St.	66 58
LAST 10 Division I															
				344	A	Central Conn. St.	54 52	344	H	Central Conn. St.	66 58				
				332	H	Fairleigh Dickinson	68 53	275	A	Wagner	79 65				
				133	A	Robert Morris	43 73	169	H	Merrimack	63 60				
				248	A	Saint Francis (PA)	58 60	187	A	Penn St.	65 88				
				332	A	Fairleigh Dickinson	60 65	39	A	Yale	40 87				

Non-Div I Games: Bridgeport 77 63

Sacred Heart

■ Loss, 
 ■ Non-Conf, 
 ■ S Site, 
 ■ Home 
 ■ A Away 
 N Neutral

## Saint Francis (PA)

Through Games Of Jan. 30, 2020

Average RPI Win:	296	WON-LOST	WINNING	LAST 10	STRENGTH OF	OPP. STRENGTH	TEAM	ADJ.	CONF.	ADJ CONF.
Average RPI Loss:	150	RECORD	PCT. RANK	GAMES	SCHEDULE	OF SCHEDULE	RPI	RPI	RPI	RPI
DIV. I ONLY	8- 12	234	6-4	256	266	248	248	29	29	
DIV. I NON-CONF.	2- 9	304	0-1	65	153	218	218	29	29	
TOTALS	RPI 1-25	RPI 26-50	W-L RECORDS	RPI 51-100	RPI 101-150	RPI 150+				
8- 12	0- 0	0- 3	OVERALL	0- 2	0- 2	8- 5				
3- 4	0- 0	0- 0	HOME	0- 1	0- 1	3- 2				
4- 7	0- 0	0- 2	AWAY	0- 1	0- 1	4- 3				
1- 1	0- 0	0- 1	NEUTRAL	0- 0	0- 0	1- 0				
2- 9	0- 0	0- 3	NON-CONFERENCE	0- 2	0- 2	2- 2				
0- 3	0- 0	0- 0	HOME	0- 1	0- 1	0- 1				
1- 5	0- 0	0- 2	AWAY	0- 1	0- 1	1- 1				
1- 1	0- 0	0- 1	NEUTRAL	0- 0	0- 0	1- 0				
6- 3	0- 0	0- 0	CONFERENCE	0- 0	0- 0	6- 3				
3- 1	0- 0	0- 0	HOME	0- 0	0- 0	3- 1				
3- 2	0- 0	0- 0	AWAY	0- 0	0- 0	3- 2				
0- 0	0- 0	0- 0	NEUTRAL	0- 0	0- 0	0- 0				

RPI S	Opponent	Score	RPI S	Opponent	Score	RPI S	Opponent	Score	RPI S	Opponent	Score	Team's RPI: 248
31	N FGCU	64 97	66	H Bucknell	46 70	109	A Duquesne	69 72				
34	A Virginia Tech	41 105	74	A South Fla.	23 62	113	H Liberty	52 71				
38	A West Virginia	45 74				169	H Merrimack	56 71				
						236	H Youngstown St.	46 56				
						253	A Morehead St.	54 65				
						256	N Stetson	78 73				
						266	H Sacred Heart	60 58				
						275	H Wagner	51 50				
						296	A Vermont	73 69				
						309	A Bryant	63 60				
						310	A St. Francis Brooklyn	67 59				
						310	H St. Francis Brooklyn	82 72				
						332	A Fairleigh Dickinson	47 56				
						344	A Central Conn. St.	64 52				
						348	A LIU Brooklyn	53 71				
LAST 10 Division I												
348	A LIU Brooklyn	53 71	310	H St. Francis Brooklyn	82 72							
310	A St. Francis Brooklyn	67 59	332	A Fairleigh Dickinson	47 56							
169	H Merrimack	56 71	344	A Central Conn. St.	64 52							
266	H Sacred Heart	60 58	309	A Bryant	63 60							
275	H Wagner	51 50	66	H Bucknell	46 70							

Non-Div I Games:

Saint Francis (PA)

■ Loss, 
 ■ Non-Conf, 
 ■ S Site, 
 ■ Home 
 ■ A Away 
 N Neutral



Average RPI Win:	185	WON-LOST	WINNING	LAST 10	STRENGTH OF	OPP. STRENGTH	TEAM	ADJ.	CONF.	ADJ CONF.
Average RPI Loss:	127	RECORD	PCT. RANK	GAMES	SCHEDULE	OF SCHEDULE	RPI	RPI	RPI	RPI
DIV. I ONLY	8- 12	234	3-7	112	134	199	199	12	12	
DIV. I NON-CONF.	6- 6	164	1-1	88	176	145	145	12	12	
TOTALS	RPI 1-25	RPI 26-50	W-L RECORDS	RPI 51-100	RPI 101-150	RPI 150+				
8- 12	0- 0	0- 0	OVERALL	1- 3	2- 6	5- 3				
5- 5	0- 0	0- 0	HOME	1- 1	1- 3	3- 1				
2- 5	0- 0	0- 0	AWAY	0- 1	0- 3	2- 1				
1- 2	0- 0	0- 0	NEUTRAL	0- 1	1- 0	0- 1				
6- 6	0- 0	0- 0	NON-CONFERENCE	1- 3	1- 2	4- 1				
4- 2	0- 0	0- 0	HOME	1- 1	0- 1	3- 0				
1- 2	0- 0	0- 0	AWAY	0- 1	0- 1	1- 0				
1- 2	0- 0	0- 0	NEUTRAL	0- 1	1- 0	0- 1				
2- 6	0- 0	0- 0	CONFERENCE	0- 0	1- 4	1- 2				
1- 3	0- 0	0- 0	HOME	0- 0	1- 2	0- 1				
1- 3	0- 0	0- 0	AWAY	0- 0	0- 2	1- 1				
0- 0	0- 0	0- 0	NEUTRAL	0- 0	0- 0	0- 0				

RPI 1-25				RPI 26-50				RPI 51-100				RPI 101+				Team's RPI: 199	
RPI	S	Opponent	Score	RPI	S	Opponent	Score	RPI	S	Opponent	Score	RPI	S	Opponent	Score		
								51	H	Temple	67 63	105	A	VCU	40 47		
								70	H	Drexel	52 62	109	H	Duquesne	51 58		
								76	N	Seton Hall	39 55	114	H	Penn	45 55		
								89	A	Villanova	44 60	118	H	Richmond	67 56		
												131	A	Auburn	62 66		
												137	H	George Washington	50 56		
												139	A	Massachusetts	43 61		
												142	N	Harvard	63 39		
												166	A	Columbia	71 57		
												173	H	American	72 51		
												175	N	Furman	48 63		
												179	H	Rhode Island	47 49		
												198	A	La Salle	59 67		
												266	H	Sacred Heart	71 44		
												277	H	Navy	49 40		
												289	A	St. Bonaventure	61 60		
LAST 10 Division I																	
				137	H	George Washington	50 56	139	A	Massachusetts	43 61						
				198	A	La Salle	59 67	105	A	VCU	40 47						
				289	A	St. Bonaventure	61 60	118	H	Richmond	67 56						
				109	H	Duquesne	51 58	277	H	Navy	49 40						
				179	H	Rhode Island	47 49	175	N	Furman	48 63						

Non-Div I Games:

Saint Joseph's

Loss, Non-Conf, S Site, H Home A Away N Neutral

## Saint Louis

Through Games Of Jan. 30, 2020

Average RPI Win:	174	WON-LOST	WINNING	LAST 10	STRENGTH OF	OPP. STRENGTH	TEAM	ADJ.	CONF.	ADJ CONF.
Average RPI Loss:	95	RECORD	PCT. RANK	GAMES	SCHEDULE	OF SCHEDULE	RPI	RPI	RPI	RPI
DIV. I ONLY	11- 9	148	4-6	74	119	100	100	12	12	
DIV. I NON-CONF.	8- 5	117	1-2	75	102	67	67	12	12	
TOTALS	RPI 1-25	RPI 26-50	W-L RECORDS	RPI 51-100	RPI 101-150	RPI 150+				
11- 9	0- 1	0- 0	OVERALL	4- 4	2- 4	5- 0				
6- 4	0- 1	0- 0	HOME	3- 1	2- 2	1- 0				
5- 5	0- 0	0- 0	AWAY	1- 3	0- 2	4- 0				
0- 0	0- 0	0- 0	NEUTRAL	0- 0	0- 0	0- 0				
8- 5	0- 1	0- 0	NON-CONFERENCE	4- 2	1- 2	3- 0				
4- 2	0- 1	0- 0	HOME	3- 0	1- 1	0- 0				
4- 3	0- 0	0- 0	AWAY	1- 2	0- 1	3- 0				
0- 0	0- 0	0- 0	NEUTRAL	0- 0	0- 0	0- 0				
3- 4	0- 0	0- 0	CONFERENCE	0- 2	1- 2	2- 0				
2- 2	0- 0	0- 0	HOME	0- 1	1- 1	1- 0				
1- 2	0- 0	0- 0	AWAY	0- 1	0- 1	1- 0				
0- 0	0- 0	0- 0	NEUTRAL	0- 0	0- 0	0- 0				

RPI 1-25				RPI 26-50				RPI 51-100 Team's RPI: 100				RPI 101+			
RPI	S	Opponent	Score	RPI	S	Opponent	Score	RPI	S	Opponent	Score	RPI	S	Opponent	Score
20	H	Princeton	50 66					73	H	UT Martin	56 50	102	H	Kansas	60 68
								84	A	Dayton	47 48	105	H	VCU	52 65
								88	A	Southern Ill.	53 61	109	H	Duquesne	53 50
								92	H	Illinois St.	61 56	122	A	Fordham	54 66
								93	H	Colgate	61 51	146	H	Southeast Mo. St.	76 61
								94	A	Vanderbilt	50 62	148	A	Missouri	58 83
								96	H	Davidson	58 65	198	A	La Salle	77 61
								98	A	Cincinnati	60 50	226	A	Northern Ky.	67 42
												273	A	Indiana St.	55 53
												289	H	St. Bonaventure	72 51
												322	A	SIUE	68 35
LAST 10 Division I															
109	H	Duquesne	53 50	198	A	La Salle	77 61								
122	A	Fordham	54 66	96	H	Davidson	58 65								
84	A	Dayton	47 48	273	A	Indiana St.	55 53								
289	H	St. Bonaventure	72 51	102	H	Kansas	60 68								
105	H	VCU	52 65	20	H	Princeton	50 66								

Non-Div I Games:

Saint Louis

■ Loss, 
 ■ Non-Conf, 
 ■ S Site, 
 ■ H Home 
 ■ A Away 
 N Neutral

## Saint Mary's (CA)

Through Games Of Jan. 30, 2020

Average RPI Win:	224	WON-LOST	WINNING	LAST 10	STRENGTH OF	OPP. STRENGTH	TEAM	ADJ.	CONF.	ADJ CONF.
Average RPI Loss:	106	RECORD	PCT. RANK	GAMES	SCHEDULE	OF SCHEDULE	RPI	RPI	RPI	RPI
DIV. I ONLY	10- 11	191	5-5	133	115	168	168	11	11	
DIV. I NON-CONF.	5- 6	187	0	114	154	183	183	11	11	
TOTALS	RPI 1-25	RPI 26-50	W-L RECORDS	RPI 51-100	RPI 101-150	RPI 150+				
10- 11	0- 2	1- 1	OVERALL	0- 2	0- 4	9- 2				
6- 5	0- 1	1- 1	HOME	0- 1	0- 2	5- 0				
3- 6	0- 1	0- 0	AWAY	0- 1	0- 2	3- 2				
1- 0	0- 0	0- 0	NEUTRAL	0- 0	0- 0	1- 0				
5- 6	0- 1	1- 1	NON-CONFERENCE	0- 1	0- 1	4- 2				
4- 2	0- 1	1- 1	HOME	0- 0	0- 0	3- 0				
0- 4	0- 0	0- 0	AWAY	0- 1	0- 1	0- 2				
1- 0	0- 0	0- 0	NEUTRAL	0- 0	0- 0	1- 0				
5- 5	0- 1	0- 0	CONFERENCE	0- 1	0- 3	5- 0				
2- 3	0- 0	0- 0	HOME	0- 1	0- 2	2- 0				
3- 2	0- 1	0- 0	AWAY	0- 0	0- 1	3- 0				
0- 0	0- 0	0- 0	NEUTRAL	0- 0	0- 0	0- 0				

RPI 1-25				RPI 26-50				RPI 51-100				RPI 101+ Team's RPI: 168			
RPI	S	Opponent	Score	RPI	S	Opponent	Score	RPI	S	Opponent	Score	RPI	S	Opponent	Score
10	A	Gonzaga	49 74	27	H	Western Ky.	80 73	59	A	UCF	58 67	102	A	Kansas	81 86
18	H	NC State	70 87	35	H	Marquette	63 77	69	H	BYU	55 65	117	H	Pacific	66 68
												129	H	San Diego	54 72
												140	A	Portland	65 78
												161	A	Santa Clara	95 87
												185	H	UC Davis	83 74
												206	A	Wyoming	67 69
												228	H	Pepperdine	85 78
												234	A	San Francisco	86 79
												260	A	LMU (CA)	70 61
												260	H	LMU (CA)	86 70
												263	H	UC Santa Barbara	64 43
												282	A	Nevada	72 78
												289	N	St. Bonaventure	72 57
												333	H	Cal Poly	84 67
LAST 10 Division I															
260	A	LMU (CA)	70 61	10	A	Gonzaga	49 74	260	H	LMU (CA)	86 70				
117	H	Pacific	66 68	69	H	BYU	55 65	228	H	Pepperdine	85 78				
129	H	San Diego	54 72	140	A	Portland	65 78	161	A	Santa Clara	95 87				
								234	A	San Francisco	86 79				

Non-Div I Games:

Saint Mary's (CA)

■ Loss, 
 ■ Non-Conf, 
 ■ S Site, 
 ■ H Home 
 ■ A Away 
 N Neutral

SINGLE SEASON				THROUGH GAMES OF JAN. 30, 1910						
Average RPI Win:	319	WON-LOST	WINNING	LAST 10	STRENGTH OF	OPP. STRENGTH	TEAM	ADJ.	CONF.	ADJ CONF.
Average RPI Loss:	232	RECORD	PCT. RANK	GAMES	SCHEDULE	OF SCHEDULE	RPI	RPI	RPI	RPI
DIV. I ONLY	5- 13	285	2-8	348	323	336	336	24	24	
DIV. I NON-CONF.	3- 6	235	0-1	348	345	336	336	25	25	
-----										
TOTALS	RPI 1-25		RPI 26-50	W-L RECORDS		RPI 51-100	RPI 101-150		RPI 150+	
5- 13	0- 0		0- 0	OVERALL		0- 1	0- 1		5- 11	
2- 5	0- 0		0- 0	HOME		0- 0	0- 1		2- 4	
3- 8	0- 0		0- 0	AWAY		0- 1	0- 0		3- 7	
0- 0	0- 0		0- 0	NEUTRAL		0- 0	0- 0		0- 0	
3- 6	0- 0		0- 0	NON-CONFERENCE		0- 0	0- 1		3- 5	
1- 2	0- 0		0- 0	HOME		0- 0	0- 1		1- 1	
2- 4	0- 0		0- 0	AWAY		0- 0	0- 0		2- 4	
0- 0	0- 0		0- 0	NEUTRAL		0- 0	0- 0		0- 0	
2- 7	0- 0		0- 0	CONFERENCE		0- 1	0- 0		2- 6	
1- 3	0- 0		0- 0	HOME		0- 0	0- 0		1- 3	
1- 4	0- 0		0- 0	AWAY		0- 1	0- 0		1- 3	
0- 0	0- 0		0- 0	NEUTRAL		0- 0	0- 0		0- 0	

RPI 1-25				RPI 26-50				RPI 51-100				RPI 101+				Team's RPI: 336	
RPI	S	Opponent	Score	RPI	S	Opponent	Score	RPI	S	Opponent	Score	RPI	S	Opponent	Score		
								80	A	Marist	76	96	143	H	Lehigh	71	80
												177	H	Quinnipiac	64	91	
												205	A	Fairfield	48	67	
												214	H	Manhattan	52	85	
												221	A	Iona	59	69	
												239	A	Howard	80	92	
												255	A	Niagara	89	97	
												259	A	Delaware St.	66	89	
												265	H	Morgan St.	78	77	
												275	A	Wagner	89	90	
												291	H	Monmouth	67	81	
												300	H	Siena	87	83	
												331	A	NJIT	73	76	
												332	H	Fairleigh Dickinson	71	77	
												338	A	Canisius	86	68	
												342	A	Coppin St.	82	57	
												348	A	LIU Brooklyn	89	74	
LAST 10 Division I																	
				177	H	Quinnipiac	64	91	205	A	Fairfield	48	67				
				338	A	Canisius	86	68	214	H	Manhattan	52	85				
				255	A	Niagara	89	97	300	H	Siena	87	83				
				221	A	Iona	59	69	80	A	Marist	76	96				
				291	H	Monmouth	67	81	143	H	Lehigh	71	80				

Non-Div I Games:

Saint Peter's

Loss, Non-Conf, S Site, H Home A Away N Neutral

Average RPI Win:	253	WON-LOST	WINNING	LAST 10	STRENGTH OF	OPP. STRENGTH	TEAM	ADJ.	CONF.	ADJ CONF.
Average RPI Loss:	154	RECORD	PCT. RANK	GAMES	SCHEDULE	OF SCHEDULE	RPI	RPI	RPI	RPI
DIV. I ONLY	10- 6	105	8-2	316	223	159	159	23	23	
DIV. I NON-CONF.	2- 4	235	0	257	167	228	228	20	20	
TOTALS	RPI 1-25	RPI 26-50	W-L RECORDS	RPI 51-100	RPI 101-150	RPI 150+				
10- 6	0- 0	0- 1	OVERALL	0- 1	1- 1	9- 3				
4- 1	0- 0	0- 0	HOME	0- 1	1- 0	3- 0				
6- 5	0- 0	0- 1	AWAY	0- 0	0- 1	6- 3				
0- 0	0- 0	0- 0	NEUTRAL	0- 0	0- 0	0- 0				
2- 4	0- 0	0- 1	NON-CONFERENCE	0- 0	1- 0	1- 3				
1- 0	0- 0	0- 0	HOME	0- 0	1- 0	0- 0				
1- 4	0- 0	0- 1	AWAY	0- 0	0- 0	1- 3				
0- 0	0- 0	0- 0	NEUTRAL	0- 0	0- 0	0- 0				
8- 2	0- 0	0- 0	CONFERENCE	0- 1	0- 1	8- 0				
3- 1	0- 0	0- 0	HOME	0- 1	0- 0	3- 0				
5- 1	0- 0	0- 0	AWAY	0- 0	0- 1	5- 0				
0- 0	0- 0	0- 0	NEUTRAL	0- 0	0- 0	0- 0				

RPI 1-25				RPI 26-50				RPI 51-100				RPI 101+ Team's RPI: 159			
RPI	S	Opponent	Score	RPI	S	Opponent	Score	RPI	S	Opponent	Score	RPI	S	Opponent	Score
				47	A	Oklahoma	71 95	87	H	Abilene Christian	73 81	126	A	A&M-Corpus Christi	54 57
												134	H	Louisiana	77 73
												152	A	New Orleans	78 46
												154	A	Texas Tech	57 99
												215	H	Lamar University	68 47
												219	A	Central Ark.	72 54
												232	A	Southeastern La.	84 69
												240	A	Oral Roberts	41 64
												269	A	Ole Miss	69 75
												294	H	Nicholls St.	87 71
												303	A	UTSA	81 77
												314	A	Houston Baptist	97 69
												328	H	McNeese	92 59
												339	A	Northwestern St.	79 69
LAST 10 Division I															
				126	A	A&M-Corpus Christi	54 57	232	A	Southeastern La.	84 69				
				87	H	Abilene Christian	73 81	294	H	Nicholls St.	87 71				
				314	A	Houston Baptist	97 69	328	H	McNeese	92 59				
				215	H	Lamar University	68 47	152	A	New Orleans	78 46				
				219	A	Central Ark.	72 54	339	A	Northwestern St.	79 69				

Non-Div I Games: Jarvis Christian 114 46 Howard Payne 91 49 Wiley 102 52

Sam Houston St.

Average RPI Win:	269	WON-LOST	WINNING	LAST 10	STRENGTH OF	OPP. STRENGTH	TEAM	ADJ.	CONF.	ADJ CONF.
Average RPI Loss:	104	RECORD	PCT. RANK	GAMES	SCHEDULE	OF SCHEDULE	RPI	RPI	RPI	RPI
DIV. I ONLY	9- 11	205	7-3	165	189	167	167	25	25	
DIV. I NON-CONF.	4- 10	259	2-2	59	208	151	151	22	22	
TOTALS	RPI 1-25	RPI 26-50	W-L RECORDS	RPI 51-100	RPI 101-150	RPI 150+				
9- 11	0- 2	0- 1	OVERALL	0- 2	0- 3	9- 3				
3- 3	0- 0	0- 1	HOME	0- 1	0- 0	3- 1				
5- 8	0- 2	0- 0	AWAY	0- 1	0- 3	5- 2				
1- 0	0- 0	0- 0	NEUTRAL	0- 0	0- 0	1- 0				
4- 10	0- 2	0- 1	NON-CONFERENCE	0- 2	0- 3	4- 2				
0- 3	0- 0	0- 1	HOME	0- 1	0- 0	0- 1				
3- 7	0- 2	0- 0	AWAY	0- 1	0- 3	3- 1				
1- 0	0- 0	0- 0	NEUTRAL	0- 0	0- 0	1- 0				
5- 1	0- 0	0- 0	CONFERENCE	0- 0	0- 0	5- 1				
3- 0	0- 0	0- 0	HOME	0- 0	0- 0	3- 0				
2- 1	0- 0	0- 0	AWAY	0- 0	0- 0	2- 1				
0- 0	0- 0	0- 0	NEUTRAL	0- 0	0- 0	0- 0				

RPI 1-25				RPI 26-50				RPI 51-100				RPI 101+ Team's RPI: 167			
RPI	S	Opponent	Score	RPI	S	Opponent	Score	RPI	S	Opponent	Score	RPI	S	Opponent	Score
22	A	Kentucky	49 79	27	H	Western Ky.	84 88	64	H	Troy	65 74	122	A	Fordham	37 68
23	A	Florida St.	59 88					73	A	UT Martin	75 80	127	A	UAB	69 76
												145	A	Florida	48 84
												155	H	Tennessee Tech	57 72
												170	A	North Ala.	79 63
												175	A	Furman	69 77
												207	A	Murray St.	84 56
												216	A	Kennesaw St.	55 60
												231	H	Chattanooga	60 46
												243	H	ETSU	68 34
												286	A	Wofford	74 58
												302	N	Hofstra	65 45
												321	H	Mercer	72 64
												327	A	Alabama St.	83 48
												335	A	Western Caro.	62 50
LAST 10 Division I															
335	A	Western Caro.	62 50	286	A	Wofford	74 58								
243	H	ETSU	68 34	302	N	Hofstra	65 45								
231	H	Chattanooga	60 46	122	A	Fordham	37 68								
321	H	Mercer	72 64	207	A	Murray St.	84 56								
175	A	Furman	69 77	27	H	Western Ky.	84 88								

Non-Div I Games: Montevallo 81 60

Samford

■ Loss, 
 ■ Non-Conf, 
 ■ S Site, 
 ■ H Home 
 ■ A Away 
 N Neutral

Average RPI Win:	214	WON-LOST	WINNING	LAST 10	STRENGTH OF	OPP. STRENGTH	TEAM	ADJ.	CONF.	ADJ CONF.
Average RPI Loss:	115	RECORD	PCT. RANK	GAMES	SCHEDULE	OF SCHEDULE	RPI	RPI	RPI	RPI
DIV. I ONLY	11- 9	148	6-4	101	160	129	129	11	11	
DIV. I NON-CONF.	5- 5	164	0	173	317	216	216	11	11	
TOTALS	RPI 1-25	RPI 26-50	W-L RECORDS	RPI 51-100	RPI 101-150	RPI 150+				
11- 9	0- 2	0- 0	OVERALL	0- 2	2- 2	9- 3				
6- 5	0- 1	0- 0	HOME	0- 1	1- 1	5- 2				
5- 4	0- 1	0- 0	AWAY	0- 1	1- 1	4- 1				
0- 0	0- 0	0- 0	NEUTRAL	0- 0	0- 0	0- 0				
5- 5	0- 0	0- 0	NON-CONFERENCE	0- 1	0- 2	5- 2				
3- 4	0- 0	0- 0	HOME	0- 1	0- 1	3- 2				
2- 1	0- 0	0- 0	AWAY	0- 0	0- 1	2- 0				
0- 0	0- 0	0- 0	NEUTRAL	0- 0	0- 0	0- 0				
6- 4	0- 2	0- 0	CONFERENCE	0- 1	2- 0	4- 1				
3- 1	0- 1	0- 0	HOME	0- 0	1- 0	2- 0				
3- 3	0- 1	0- 0	AWAY	0- 1	1- 0	2- 1				
0- 0	0- 0	0- 0	NEUTRAL	0- 0	0- 0	0- 0				

RPI 1-25				RPI 26-50				RPI 51-100				RPI 101+ Team's RPI: 129			
RPI	S	Opponent	Score	RPI	S	Opponent	Score	RPI	S	Opponent	Score	RPI	S	Opponent	Score
10	A	Gonzaga	46 57					69	A	BYU	36 52	108	H	Washington	47 65
10	H	Gonzaga	42 57					95	H	Idaho	32 65	117	A	Pacific	66 64
												125	A	San Jose St.	82 88
												140	H	Portland	74 55
												154	H	Texas Tech	60 64
												161	H	Santa Clara	50 47
												168	A	Saint Mary's (CA)	72 54
												174	H	Towson	81 67
												228	A	Pepperdine	57 73
												234	H	San Francisco	54 50
												235	H	Cal St. Fullerton	67 72
												252	H	CSUN	59 40
												254	A	San Diego St.	70 47
												260	A	LMU (CA)	67 59
												291	H	Monmouth	57 49
												308	A	Air Force	70 59
LAST 10 Division I															
10	A	Gonzaga	46 57	69	A	BYU	36 52								
234	H	San Francisco	54 50	10	H	Gonzaga	42 57								
161	H	Santa Clara	50 47	140	H	Portland	74 55								
117	A	Pacific	66 64	260	A	LMU (CA)	67 59								
168	A	Saint Mary's (CA)	72 54	228	A	Pepperdine	57 73								

Non-Div I Games: Biola 81 28

San Diego

■ Loss, 
 ■ Non-Conf, 
 ■ S Site, 
 ■ H Home 
 ■ A Away 
 N Neutral

Average RPI Win: 241		WON-LOST	WINNING	LAST 10	STRENGTH OF	OPP. STRENGTH	TEAM	ADJ.	CONF.	ADJ CONF.
Average RPI Loss: 180		RECORD	PCT. RANK	GAMES	SCHEDULE	OF SCHEDULE	RPI	RPI	RPI	RPI
DIV. I ONLY		9- 13	233	4-6	183	279	254	254	17	17
DIV. I NON-CONF.		4- 7	225	0-1	276	316	299	299	23	23
TOTALS	RPI 1-25	RPI 26-50		W-L RECORDS		RPI 51-100	RPI 101-150	RPI 150+		
9- 13	0- 0	0- 0		OVERALL		0- 2	0- 4	9- 7		
7- 6	0- 0	0- 0		HOME		0- 1	0- 2	7- 3		
2- 7	0- 0	0- 0		AWAY		0- 1	0- 2	2- 4		
0- 0	0- 0	0- 0		NEUTRAL		0- 0	0- 0	0- 0		
4- 7	0- 0	0- 0		NON-CONFERENCE		0- 0	0- 2	4- 5		
2- 5	0- 0	0- 0		HOME		0- 0	0- 2	2- 3		
2- 2	0- 0	0- 0		AWAY		0- 0	0- 0	2- 2		
0- 0	0- 0	0- 0		NEUTRAL		0- 0	0- 0	0- 0		
5- 6	0- 0	0- 0		CONFERENCE		0- 2	0- 2	5- 2		
5- 1	0- 0	0- 0		HOME		0- 1	0- 0	5- 0		
0- 5	0- 0	0- 0		AWAY		0- 1	0- 2	0- 2		
0- 0	0- 0	0- 0		NEUTRAL		0- 0	0- 0	0- 0		

RPI 1-25				RPI 26-50				RPI 51-100				RPI 101+				Team's RPI: 254	
RPI	S	Opponent	Score	RPI	S	Opponent	Score	RPI	S	Opponent	Score	RPI	S	Opponent	Score		
								82	A	Fresno St.	54	79	112	A	Boise St.	72	86
								82	H	Fresno St.	60	65	124	H	California	48	74
													125	A	San Jose St.	67	84
													129	H	San Diego	47	70
													174	H	Towson	80	72
													186	H	UNLV	48	39
													190	A	Hawaii	58	61
													196	H	New Mexico	75	74
													206	A	Wyoming	67	81
													206	H	Wyoming	67	60
													210	H	Arkansas St.	62	71
													235	H	Cal St. Fullerton	55	45
													252	H	CSUN	69	74
													263	A	UC Santa Barbara	52	64
													270	H	Colorado St.	59	49
													278	H	Alabama A&M	53	61
													282	A	Nevada	69	70
													287	H	Utah St.	66	62
													293	A	California Baptist	80	68
													325	A	Incarnate Word	57	48
LAST 10 Division I																	
				196	H	New Mexico	75	74	112	A	Boise St.	72	86				
				186	H	UNLV	48	39	206	H	Wyoming	67	60				
				206	A	Wyoming	67	81	287	H	Utah St.	66	62				
				282	A	Nevada	69	70	82	A	Fresno St.	54	79				
				82	H	Fresno St.	60	65	252	H	CSUN	69	74				

Non-Div I Games:	Westcliff	77	56
------------------	-----------	----	----

San Diego St.

Loss, Non-Conf, S Site, H Home A Away N Neutral



## San Francisco

Through Games Of Jan. 30, 2020

Average RPI Win:	<b>242</b>	WON-LOST	WINNING	LAST 10	STRENGTH OF	OPP. STRENGTH	TEAM	ADJ.	CONF.	ADJ CONF.
Average RPI Loss:	<b>121</b>	RECORD	PCT. RANK	GAMES	SCHEDULE	OF SCHEDULE	RPI	RPI	RPI	RPI
DIV. I ONLY	<b>7- 14</b>	<b>257</b>	<b>1-9</b>	<b>134</b>	<b>130</b>	<b>234</b>	<b>234</b>	<b>11</b>	<b>11</b>	
DIV. I NON-CONF.	<b>7- 5</b>	<b>131</b>	<b>1-0</b>	<b>142</b>	<b>213</b>	<b>128</b>	<b>128</b>	<b>11</b>	<b>11</b>	
TOTALS	RPI 1-25	RPI 26-50	W-L RECORDS	RPI 51-100	RPI 101-150	RPI 150+				
7- 14	0- 3	0- 0	OVERALL	0- 2	0- 4	7- 5				
3- 7	0- 2	0- 0	HOME	0- 1	0- 2	3- 2				
1- 6	0- 0	0- 0	AWAY	0- 1	0- 2	1- 3				
3- 1	0- 1	0- 0	NEUTRAL	0- 0	0- 0	3- 0				
7- 5	0- 2	0- 0	NON-CONFERENCE	0- 1	0- 1	7- 1				
3- 2	0- 1	0- 0	HOME	0- 1	0- 0	3- 0				
1- 2	0- 0	0- 0	AWAY	0- 0	0- 1	1- 1				
3- 1	0- 1	0- 0	NEUTRAL	0- 0	0- 0	3- 0				
0- 9	0- 1	0- 0	CONFERENCE	0- 1	0- 3	0- 4				
0- 5	0- 1	0- 0	HOME	0- 0	0- 2	0- 2				
0- 4	0- 0	0- 0	AWAY	0- 1	0- 1	0- 2				
0- 0	0- 0	0- 0	NEUTRAL	0- 0	0- 0	0- 0				

RPI	S	Opponent	Score	RPI	S	Opponent	Score	RPI	S	Opponent	Score	RPI	S	Opponent	Score	Team's RPI: 234
4	H	Stanford	71 <b>97</b>					69	A	BYU	44 <b>57</b>	108	A	Washington	54 <b>73</b>	
10	H	Gonzaga	46 <b>69</b>					95	H	Idaho	60 <b>66</b>	117	H	Pacific	61 <b>84</b>	
15	N	Mississippi St.	38 <b>73</b>									129	A	San Diego	50 <b>54</b>	
												140	H	Portland	66 <b>73</b>	
												161	H	Santa Clara	72 <b>80</b>	
												164	N	Houston	80 57	
												168	H	Saint Mary's (CA)	79 <b>86</b>	
												185	A	UC Davis	67 <b>79</b>	
												200	N	Bowling Green	64 56	
												223	A	Northern Colo.	90 83	
												228	A	Pepperdine	70 <b>82</b>	
												235	H	Cal St. Fullerton	71 63	
												252	H	CSUN	79 61	
												260	A	LMU (CA)	69 <b>76</b>	
												301	N	UC Irvine	68 61	
												319	H	Sacramento St.	87 82	
LAST 10 Division I																
129	A	San Diego	50 <b>54</b>	260	A	LMU (CA)	69 <b>76</b>									
69	A	BYU	44 <b>57</b>	161	H	Santa Clara	72 <b>80</b>									
10	H	Gonzaga	46 <b>69</b>	117	H	Pacific	61 <b>84</b>									
140	H	Portland	66 <b>73</b>	168	H	Saint Mary's (CA)	79 <b>86</b>									
228	A	Pepperdine	70 <b>82</b>	301	N	UC Irvine	68 61									

Non-Div I Games:

San Francisco

■ Loss, 
 ■ Non-Conf, 
 ■ S Site, 
 ■ H Home 
 ■ A Away 
 N Neutral

Average RPI Win:	227	WON-LOST	WINNING	LAST 10	STRENGTH OF	OPP. STRENGTH	TEAM	ADJ.	CONF.	ADJ CONF.
Average RPI Loss:	161	RECORD	PCT. RANK	GAMES	SCHEDULE	OF SCHEDULE	RPI	RPI	RPI	RPI
DIV. I ONLY	14- 6	59	7-3	263	180	125	125	17	17	
DIV. I NON-CONF.	5- 5	164	0-2	306	160	243	243	23	23	
TOTALS	RPI 1-25	RPI 26-50	W-L RECORDS	RPI 51-100	RPI 101-150	RPI 150+				
14- 6	0- 0	0- 0	OVERALL	1- 2	2- 0	11- 4				
8- 1	0- 0	0- 0	HOME	1- 1	2- 0	5- 0				
6- 3	0- 0	0- 0	AWAY	0- 0	0- 0	6- 3				
0- 2	0- 0	0- 0	NEUTRAL	0- 1	0- 0	0- 1				
5- 5	0- 0	0- 0	NON-CONFERENCE	1- 1	1- 0	3- 4				
4- 0	0- 0	0- 0	HOME	1- 0	1- 0	2- 0				
1- 3	0- 0	0- 0	AWAY	0- 0	0- 0	1- 3				
0- 2	0- 0	0- 0	NEUTRAL	0- 1	0- 0	0- 1				
9- 1	0- 0	0- 0	CONFERENCE	0- 1	1- 0	8- 0				
4- 1	0- 0	0- 0	HOME	0- 1	1- 0	3- 0				
5- 0	0- 0	0- 0	AWAY	0- 0	0- 0	5- 0				
0- 0	0- 0	0- 0	NEUTRAL	0- 0	0- 0	0- 0				

RPI 1-25			RPI 26-50			RPI 51-100			RPI 101+			Team's RPI: 125
RPI	S	Opponent	Score	RPI	S	Opponent	Score	RPI	S	Opponent	Score	
						69 N	BYU	56	75	112 H	Boise St.	74 61
						77 H	Buffalo	95	88	129 H	San Diego	88 82
						82 H	Fresno St.	76	85	156 A	CSU Bakersfield	71 75
										161 A	Santa Clara	81 89
										186 H	UNLV	62 60
										195 N	Northern Ariz.	64 67
										196 A	New Mexico	81 80
										196 H	New Mexico	89 85
										254 H	San Diego St.	84 67
										263 A	UC Santa Barbara	73 70
										270 A	Colorado St.	58 53
										282 A	Nevada	72 70
										287 A	Utah St.	76 61
										295 H	Eastern Wash.	84 66
										301 A	UC Irvine	77 79
										308 A	Air Force	68 60
										319 H	Sacramento St.	73 67
LAST 10 Division I												
						112 H	Boise St.	74	61	282 A	Nevada	72 70
						308 A	Air Force	68	60	82 H	Fresno St.	76 85
						196 H	New Mexico	89	85	196 A	New Mexico	81 80
						186 H	UNLV	62	60	195 N	Northern Ariz.	64 67
						270 A	Colorado St.	58	53	69 N	BYU	56 75

Non-Div I Games: La Verne 128 62

San Jose St.

Santa Clara

Through Games Of Jan. 30, 2020

Average RPI Win: <b>168</b>	WON-LOST	WINNING	LAST 10	STRENGTH OF	OPP. STRENGTH	TEAM	ADJ.	CONF.	ADJ CONF.
Average RPI Loss: <b>138</b>	RECORD	PCT. RANK	GAMES	SCHEDULE	OF SCHEDULE	RPI	RPI	RPI	RPI
DIV. I ONLY	7- 12	247	3-7	73	128	161	161	11	11
DIV. I NON-CONF.	5- 5	164	1-0	52	197	92	92	11	11
TOTALS	RPI 1-25	RPI 26-50	W-L RECORDS	RPI 51-100	RPI 101-150	RPI 150+			
7- 12	0- 2	0- 1	OVERALL	1- 1	2- 3	4- 5			
3- 4	0- 1	0- 0	HOME	1- 0	2- 1	0- 2			
3- 7	0- 1	0- 1	AWAY	0- 1	0- 2	3- 2			
1- 1	0- 0	0- 0	NEUTRAL	0- 0	0- 0	1- 1			
5- 5	0- 1	0- 1	NON-CONFERENCE	1- 0	1- 1	3- 2			
2- 1	0- 0	0- 0	HOME	1- 0	1- 0	0- 1			
2- 3	0- 1	0- 1	AWAY	0- 0	0- 1	2- 0			
1- 1	0- 0	0- 0	NEUTRAL	0- 0	0- 0	1- 1			
2- 7	0- 1	0- 0	CONFERENCE	0- 1	1- 2	1- 3			
1- 3	0- 1	0- 0	HOME	0- 0	1- 1	0- 1			
1- 4	0- 0	0- 0	AWAY	0- 1	0- 1	1- 2			
0- 0	0- 0	0- 0	NEUTRAL	0- 0	0- 0	0- 0			

RPI 1-25				RPI 26-50				RPI 51-100				RPI 101+ Team's RPI: 161			
RPI	S	Opponent	Score	RPI	S	Opponent	Score	RPI	S	Opponent	Score	RPI	S	Opponent	Score
10	H	Gonzaga	52 <b>67</b>	32	A	Arizona	52 <b>65</b>	69	A	BYU	48 <b>71</b>	117	H	Pacific	75 65
13	A	Missouri St.	64 <b>71</b>					82	H	Fresno St.	90 66	124	A	California	65 <b>69</b>
												125	H	San Jose St.	89 81
												129	A	San Diego	47 <b>50</b>
												140	H	Portland	77 <b>80</b>
												168	H	Saint Mary's (CA)	87 <b>95</b>
												182	N	Montana	68 58
												185	A	UC Davis	62 61
												227	N	Delaware	80 <b>81</b>
												228	A	Pepperdine	71 <b>79</b>
												234	A	San Francisco	80 72
												252	A	CSUN	76 55
												257	H	Long Beach St.	46 <b>54</b>
												260	A	LMU (CA)	59 <b>75</b>
LAST 10 Division I															
69	A	BYU	48 <b>71</b>	228	A	Pepperdine	71 <b>79</b>								
129	A	San Diego	47 <b>50</b>	234	A	San Francisco	80 72								
140	H	Portland	77 <b>80</b>	168	H	Saint Mary's (CA)	87 <b>95</b>								
10	H	Gonzaga	52 <b>67</b>	117	H	Pacific	75 65								
260	A	LMU (CA)	59 <b>75</b>	82	H	Fresno St.	90 66								

Non-Div I Games: UC Santa Cruz 109 51

Santa Clara

Loss, Non-Conf, S Site, H Home A Away N Neutral

Average RPI Win:	282	WON-LOST	WINNING	LAST 10	STRENGTH OF	OPP. STRENGTH	TEAM	ADJ.	CONF.	ADJ CONF.
Average RPI Loss:	226	RECORD	PCT. RANK	GAMES	SCHEDULE	OF SCHEDULE	RPI	RPI	RPI	RPI
DIV. I ONLY	5- 12	278	4-6	332	341	329	329	31	31	
DIV. I NON-CONF.	3- 7	252	2-1	287	326	308	308	32	32	
TOTALS	RPI 1-25	RPI 26-50	W-L RECORDS	RPI 51-100	RPI 101-150	RPI 150+				
5- 12	0- 0	0- 0	OVERALL	0- 1	0- 2	5- 9				
4- 4	0- 0	0- 0	HOME	0- 1	0- 1	4- 2				
1- 8	0- 0	0- 0	AWAY	0- 0	0- 1	1- 7				
0- 0	0- 0	0- 0	NEUTRAL	0- 0	0- 0	0- 0				
3- 7	0- 0	0- 0	NON-CONFERENCE	0- 1	0- 2	3- 4				
2- 2	0- 0	0- 0	HOME	0- 1	0- 1	2- 0				
1- 5	0- 0	0- 0	AWAY	0- 0	0- 1	1- 4				
0- 0	0- 0	0- 0	NEUTRAL	0- 0	0- 0	0- 0				
2- 5	0- 0	0- 0	CONFERENCE	0- 0	0- 0	2- 5				
2- 2	0- 0	0- 0	HOME	0- 0	0- 0	2- 2				
0- 3	0- 0	0- 0	AWAY	0- 0	0- 0	0- 3				
0- 0	0- 0	0- 0	NEUTRAL	0- 0	0- 0	0- 0				

RPI 1-25				RPI 26-50				RPI 51-100				RPI 101+ Team's RPI: 329					
RPI	S	Opponent	Score	RPI	S	Opponent	Score	RPI	S	Opponent	Score	RPI	S	Opponent	Score		
								95	H	Idaho	84	90	108	A	Washington	46	78
													116	H	Montana St.	65	73
													156	H	CSU Bakersfield	63	57
													195	A	Northern Ariz.	80	88
													230	H	UMKC	65	76
													235	A	Cal St. Fullerton	63	81
													242	A	Idaho St.	48	73
													247	H	Grand Canyon	48	56
													257	H	Long Beach St.	66	54
													287	A	Utah St.	63	70
													311	A	New Mexico St.	65	83
													317	A	UTRGV	81	85
													319	H	Sacramento St.	88	84
													324	A	Utah Valley	58	70
													333	A	Cal Poly	72	49
													347	H	Chicago St.	80	51
LAST 10 Division I																	
				156	H	CSU Bakersfield	63	57					347	H	Chicago St.	80	51
				247	H	Grand Canyon	48	56					230	H	UMKC	65	76
				311	A	New Mexico St.	65	83					235	A	Cal St. Fullerton	63	81
				317	A	UTRGV	81	85					333	A	Cal Poly	72	49
				324	A	Utah Valley	58	70					257	H	Long Beach St.	66	54

Non-Div I Games: Warner Pacific 89 47 Saint Martin's 91 81 Central Wash. 75 65

Seattle U

Loss, Non-Conf, S Site, H Home A Away N Neutral

Average RPI Win: <b>166</b>	WON-LOST	WINNING	LAST 10	STRENGTH OF	OPP. STRENGTH	TEAM	ADJ.	CONF.	ADJ CONF.
Average RPI Loss: <b>52</b>	RECORD	PCT. RANK	GAMES	SCHEDULE	OF SCHEDULE	RPI	RPI	RPI	RPI
DIV. I ONLY	12- 8	114	6-4	46	66	76	76	6	6
DIV. I NON-CONF.	7- 4	100	1-0	35	101	64	64	6	6
TOTALS	RPI 1-25	RPI 26-50	W-L RECORDS	RPI 51-100	RPI 101-150	RPI 150+			
12- 8	0- 3	1- 2	OVERALL	2- 2	2- 1	7- 0			
7- 4	0- 2	1- 1	HOME	0- 1	2- 0	4- 0			
3- 3	0- 1	0- 1	AWAY	1- 0	0- 1	2- 0			
2- 1	0- 0	0- 0	NEUTRAL	1- 1	0- 0	1- 0			
7- 4	0- 2	0- 0	NON-CONFERENCE	1- 1	1- 1	5- 0			
4- 2	0- 2	0- 0	HOME	0- 0	1- 0	3- 0			
1- 1	0- 0	0- 0	AWAY	0- 0	0- 1	1- 0			
2- 1	0- 0	0- 0	NEUTRAL	1- 1	0- 0	1- 0			
5- 4	0- 1	1- 2	CONFERENCE	1- 1	1- 0	2- 0			
3- 2	0- 0	1- 1	HOME	0- 1	1- 0	1- 0			
2- 2	0- 1	0- 1	AWAY	1- 0	0- 0	1- 0			
0- 0	0- 0	0- 0	NEUTRAL	0- 0	0- 0	0- 0			

RPI 1-25				RPI 26-50				RPI 51-100 Team's RPI: 76				RPI 101+			
RPI	S	Opponent	Score	RPI	S	Opponent	Score	RPI	S	Opponent	Score	RPI	S	Opponent	Score
9	H	UConn	78 <b>92</b>	35	A	Marquette	60 <b>81</b>	62	N	Georgia Tech	54 <b>79</b>	105	H	VCU	53 33
16	A	DePaul	68 <b>85</b>	36	H	Creighton	82 70	89	H	Villanova	55 <b>61</b>	141	H	Providence	97 55
20	H	Princeton	76 <b>78</b>	42	H	St. John's (NY)	66 <b>82</b>	91	A	Butler	67 62	143	A	Lehigh	68 <b>75</b>
								94	N	Vanderbilt	69 65	183	H	Lafayette	74 50
												199	N	Saint Joseph's	55 39
												205	H	Fairfield	74 44
												221	A	Iona	89 37
												222	H	Georgetown	79 60
												233	A	Xavier	83 61
												266	H	Sacred Heart	95 69
LAST 10 Division I															
				42	H	St. John's (NY)	66 <b>82</b>	222	H	Georgetown	79 60				
				141	H	Providence	97 55	89	H	Villanova	55 <b>61</b>				
				36	H	Creighton	82 70	233	A	Xavier	83 61				
				35	A	Marquette	60 <b>81</b>	91	A	Butler	67 62				
				16	A	DePaul	68 <b>85</b>	183	H	Lafayette	74 50				

Non-Div I Games:

Seton Hall

■ Loss, 
 ■ Non-Conf, 
 ■ S Site, 
 ■ H Home 
 ■ A Away 
 N Neutral

Average RPI Win: 291		WON-LOST	WINNING	LAST 10	STRENGTH OF	OPP. STRENGTH	TEAM	ADJ.	CONF.	ADJ CONF.
Average RPI Loss: 188		RECORD	PCT. RANK	GAMES	SCHEDULE	OF SCHEDULE	RPI	RPI	RPI	RPI
DIV. I ONLY		5- 13	285	3-7	219	347	300	300	24	24
DIV. I NON-CONF.		2- 7	288	0-1	98	348	287	287	25	25
TOTALS		RPI 1-25	RPI 26-50	W-L RECORDS	RPI 51-100	RPI 101-150	RPI 150+			
5- 13	0- 0		0- 0	OVERALL	0- 2	0- 3	5- 8			
4- 4	0- 0		0- 0	HOME	0- 0	0- 0	4- 4			
1- 9	0- 0		0- 0	AWAY	0- 2	0- 3	1- 4			
0- 0	0- 0		0- 0	NEUTRAL	0- 0	0- 0	0- 0			
2- 7	0- 0		0- 0	NON-CONFERENCE	0- 1	0- 3	2- 3			
2- 1	0- 0		0- 0	HOME	0- 0	0- 0	2- 1			
0- 6	0- 0		0- 0	AWAY	0- 1	0- 3	0- 2			
0- 0	0- 0		0- 0	NEUTRAL	0- 0	0- 0	0- 0			
3- 6	0- 0		0- 0	CONFERENCE	0- 1	0- 0	3- 5			
2- 3	0- 0		0- 0	HOME	0- 0	0- 0	2- 3			
1- 3	0- 0		0- 0	AWAY	0- 1	0- 0	1- 2			
0- 0	0- 0		0- 0	NEUTRAL	0- 0	0- 0	0- 0			

RPI 1-25				RPI 26-50				RPI 51-100				RPI 101+ Team's RPI: 300					
RPI	S	Opponent	Score	RPI	S	Opponent	Score	RPI	S	Opponent	Score	RPI	S	Opponent	Score		
								85	A	Rider	66	70	114	A	Penn	44	92
								93	A	Colgate	51	88	139	A	Massachusetts	55	61
													142	A	Harvard	51	68
													165	A	Fla. Atlantic	39	83
													177	H	Quinnipiac	52	66
													188	H	Binghamton	62	89
													205	H	Fairfield	35	65
													214	H	Manhattan	50	80
													255	A	Niagara	61	68
													255	H	Niagara	59	54
													266	H	Sacred Heart	68	57
													291	H	Monmouth	51	39
													307	H	Albany (NY)	52	46
													332	A	Fairleigh Dickinson	58	67
													336	A	Saint Peter's	83	87
													338	A	Canisius	68	63
LAST 10 Division I																	
				255	H	Niagara	59	54	255	A	Niagara	61	68				
				291	H	Monmouth	51	39	336	A	Saint Peter's	83	87				
				85	A	Rider	66	70	177	H	Quinnipiac	52	66				
				214	H	Manhattan	50	80	205	H	Fairfield	35	65				
				338	A	Canisius	68	63	332	A	Fairleigh Dickinson	58	67				

Non-Div I Games:

## Siena

Loss, Non-Conf, S Site, H Home A Away N Neutral

# South Alabama

Through Games Of Jan. 30, 2020

Average RPI Win:	265	WON-LOST	WINNING	LAST 10	STRENGTH OF	OPP. STRENGTH	TEAM	ADJ.	CONF.	ADJ CONF.
Average RPI Loss:	134	RECORD	PCT. RANK	GAMES	SCHEDULE	OF SCHEDULE	RPI	RPI	RPI	RPI
DIV. I ONLY	8- 10	210	5-5	265	177	262	262	22	22	
DIV. I NON-CONF.	3- 7	252	0-2	233	70	282	282	21	21	
TOTALS	RPI 1-25	RPI 26-50	W-L RECORDS	RPI 51-100	RPI 101-150	RPI 150+				
8- 10	0- 0	0- 1	OVERALL	0- 2	2- 4	6- 3				
5- 6	0- 0	0- 1	HOME	0- 2	1- 2	4- 1				
3- 4	0- 0	0- 0	AWAY	0- 0	1- 2	2- 2				
0- 0	0- 0	0- 0	NEUTRAL	0- 0	0- 0	0- 0				
3- 7	0- 0	0- 1	NON-CONFERENCE	0- 1	2- 2	1- 3				
2- 4	0- 0	0- 1	HOME	0- 1	1- 1	1- 1				
1- 3	0- 0	0- 0	AWAY	0- 0	1- 1	0- 2				
0- 0	0- 0	0- 0	NEUTRAL	0- 0	0- 0	0- 0				
5- 3	0- 0	0- 0	CONFERENCE	0- 1	0- 2	5- 0				
3- 2	0- 0	0- 0	HOME	0- 1	0- 1	3- 0				
2- 1	0- 0	0- 0	AWAY	0- 0	0- 1	2- 0				
0- 0	0- 0	0- 0	NEUTRAL	0- 0	0- 0	0- 0				

RPI S	Opponent	Score	RPI S	Opponent	Score	RPI S	Opponent	Score	RPI S	Opponent	Score	Team's RPI: 262
39	H Rutgers	56 77	67	H Alabama	62 74	119	H Coastal Caro.	62 71	120	A Tulane	62 53	
			99	H UT Arlington	45 68	126	H A&M-Corpus Christi	83 82	127	A UAB	61 77	
						131	H Auburn	62 82	134	A Louisiana	68 73	
						191	A Southern Miss.	55 62	192	H Miami (OH)	73 76	
						243	A ETSU	60 65	279	H Appalachian St.	81 66	
						285	A Ga. Southern	71 65	290	H Texas St.	78 76	
						330	A Georgia St.	81 64	343	H Tennessee St.	70 48	
						346	H La.-Monroe	72 63				
LAST 10 Division I												
290	H Texas St.	78 76	134	A Louisiana	68 73							
99	H UT Arlington	45 68	119	H Coastal Caro.	62 71							
285	A Ga. Southern	71 65	279	H Appalachian St.	81 66							
330	A Georgia St.	81 64	243	A ETSU	60 65							
346	H La.-Monroe	72 63	191	A Southern Miss.	55 62							

Non-Div I Games: William Carey 68 52 Mobile 103 59

South Alabama

Loss, Non-Conf, S Site, H Home A Away N Neutral

# South Carolina

Through Games Of Jan. 30, 2020

Average RPI Win:	110	WON-LOST	WINNING	LAST 10	STRENGTH OF	OPP. STRENGTH	TEAM	ADJ.	CONF.	ADJ CONF.
Average RPI Loss:	14	RECORD	PCT. RANK	GAMES	SCHEDULE	OF SCHEDULE	RPI	RPI	RPI	RPI
DIV. I ONLY	20- 1	3	10-0	20	4	2	2	4	4	
DIV. I NON-CONF.	12- 1	9	2-0	40	8	6	6	5	5	
TOTALS	RPI 1-25	RPI 26-50	W-L RECORDS	RPI 51-100	RPI 101-150	RPI 150+				
20- 1	4- 1	3- 0	OVERALL	7- 0	1- 0	5- 0				
9- 0	2- 0	3- 0	HOME	1- 0	0- 0	3- 0				
9- 0	1- 0	0- 0	AWAY	5- 0	1- 0	2- 0				
2- 1	1- 1	0- 0	NEUTRAL	1- 0	0- 0	0- 0				
12- 1	2- 1	2- 0	NON-CONFERENCE	4- 0	0- 0	4- 0				
6- 0	0- 0	2- 0	HOME	1- 0	0- 0	3- 0				
4- 0	1- 0	0- 0	AWAY	2- 0	0- 0	1- 0				
2- 1	1- 1	0- 0	NEUTRAL	1- 0	0- 0	0- 0				
8- 0	2- 0	1- 0	CONFERENCE	3- 0	1- 0	1- 0				
3- 0	2- 0	1- 0	HOME	0- 0	0- 0	0- 0				
5- 0	0- 0	0- 0	AWAY	3- 0	1- 0	1- 0				
0- 0	0- 0	0- 0	NEUTRAL	0- 0	0- 0	0- 0				

RPI	S	Opponent	Score	RPI	S	Opponent	Score	RPI	S	Opponent	Score	RPI	S	Opponent	Score
6	A	Maryland	63 54	26	H	Purdue	85 49	51	A	Temple	78 71	148	A	Missouri	78 45
8	N	Baylor	74 59	37	H	Duke	89 46	52	H	South Dakota	73 60	172	A	Clemson	84 48
14	N	Indiana	57 71	41	H	Arkansas	91 82	67	A	Alabama	93 78	269	A	Ole Miss	87 32
15	H	Mississippi St.	81 79					71	A	Georgia	88 53	279	H	Appalachian St.	92 50
22	H	Kentucky	99 72					84	A	Dayton	75 49	327	H	Alabama St.	103 43
								86	N	Washington St.	68 53	340	H	USC Upstate	112 32
								94	A	Vanderbilt	93 57				
LAST 10 Division I															
269	A	Ole Miss	87 32	41	H	Arkansas	91 82								
71	A	Georgia	88 53	67	A	Alabama	93 78								
15	H	Mississippi St.	81 79	22	H	Kentucky	99 72								
148	A	Missouri	78 45	52	H	South Dakota	73 60								
94	A	Vanderbilt	93 57	37	H	Duke	89 46								

Non-Div I Games:

South Carolina

Loss, Non-Conf, S Site, H Home A Away N Neutral



Average RPI Win: 336		WON-LOST	WINNING	LAST 10	STRENGTH OF	OPP. STRENGTH	TEAM	ADJ.	CONF.	ADJ CONF.
Average RPI Loss: 242		RECORD	PCT. RANK	GAMES	SCHEDULE	OF SCHEDULE	RPI	RPI	RPI	RPI
DIV. I ONLY		3- 17	329	2-8	345	349	349	349	30	30
DIV. I NON-CONF.		1- 12	335	0-3	333	344	347	347	31	31
TOTALS	RPI 1-25		RPI 26-50		W-L RECORDS		RPI 51-100		RPI 101-150	RPI 150+
3- 17	0- 0		0- 0		OVERALL		0- 0		0- 2	3- 15
1- 7	0- 0		0- 0		HOME		0- 0		0- 1	1- 6
2- 9	0- 0		0- 0		AWAY		0- 0		0- 1	2- 8
0- 1	0- 0		0- 0		NEUTRAL		0- 0		0- 0	0- 1
1- 12	0- 0		0- 0		NON-CONFERENCE		0- 0		0- 1	1- 11
0- 5	0- 0		0- 0		HOME		0- 0		0- 0	0- 5
1- 6	0- 0		0- 0		AWAY		0- 0		0- 1	1- 5
0- 1	0- 0		0- 0		NEUTRAL		0- 0		0- 0	0- 1
2- 5	0- 0		0- 0		CONFERENCE		0- 0		0- 1	2- 4
1- 2	0- 0		0- 0		HOME		0- 0		0- 1	1- 1
1- 3	0- 0		0- 0		AWAY		0- 0		0- 0	1- 3
0- 0	0- 0		0- 0		NEUTRAL		0- 0		0- 0	0- 0

RPI 1-25				RPI 26-50				RPI 51-100				RPI 101+				Team's RPI: 349	
RPI	S	Opponent	Score	RPI	S	Opponent	Score	RPI	S	Opponent	Score	RPI	S	Opponent	Score		
												119	A	Coastal Caro.	44	85	
												150	H	Bethune-Cookman	55	66	
												170	N	North Ala.	46	99	
												184	A	Norfolk St.	42	76	
												186	A	UNLV	57	66	
												197	H	North Dakota	53	95	
												225	A	UNC Asheville	51	82	
												238	H	Radford	45	60	
												239	A	Howard	47	78	
												244	H	Col. of Charleston	55	76	
												250	A	UNCW	46	84	
												265	A	Morgan St.	47	77	
												298	H	Presbyterian	49	70	
												321	H	Mercer	55	66	
												326	H	UMES	60	55	
												330	A	Georgia St.	52	77	
												340	A	USC Upstate	47	58	
												341	A	Charleston So.	81	75	
												342	A	Coppin St.	71	60	
												350	H	Florida A&M	39	44	
LAST 10 Division I																	
				150	H	Bethune-Cookman	55	66	265	A	Morgan St.	47	77				
				184	A	Norfolk St.	42	76	342	A	Coppin St.	71	60				
				326	H	UMES	60	55	119	A	Coastal Caro.	44	85				
				350	H	Florida A&M	39	44	170	N	North Ala.	46	99				
				239	A	Howard	47	78	330	A	Georgia St.	52	77				

Non-Div I Games:

South Carolina St.

■ Loss, ■ Non-Conf, S Site, H Home A Away N Neutral

# South Dakota

Through Games Of Jan. 30, 2020

Average RPI Win:	194	WON-LOST	WINNING	LAST 10	STRENGTH OF	OPP. STRENGTH	TEAM	ADJ.	CONF.	ADJ CONF.
Average RPI Loss:	8	RECORD	PCT. RANK	GAMES	SCHEDULE	OF SCHEDULE	RPI	RPI	RPI	RPI
DIV. I ONLY	19- 2	10	9-1	261	58	52	52	19	19	
DIV. I NON-CONF.	10- 2	30	0-1	111	3	27	27	18	18	
TOTALS	RPI 1-25	RPI 26-50	W-L RECORDS	RPI 51-100	RPI 101-150	RPI 150+				
19- 2	0- 2	3- 0	OVERALL	2- 0	3- 0	11- 0				
10- 1	0- 1	2- 0	HOME	1- 0	1- 0	6- 0				
7- 1	0- 1	0- 0	AWAY	1- 0	2- 0	4- 0				
2- 0	0- 0	1- 0	NEUTRAL	0- 0	0- 0	1- 0				
10- 2	0- 2	3- 0	NON-CONFERENCE	1- 0	3- 0	3- 0				
5- 1	0- 1	2- 0	HOME	0- 0	1- 0	2- 0				
3- 1	0- 1	0- 0	AWAY	1- 0	2- 0	0- 0				
2- 0	0- 0	1- 0	NEUTRAL	0- 0	0- 0	1- 0				
9- 0	0- 0	0- 0	CONFERENCE	1- 0	0- 0	8- 0				
5- 0	0- 0	0- 0	HOME	1- 0	0- 0	4- 0				
4- 0	0- 0	0- 0	AWAY	0- 0	0- 0	4- 0				
0- 0	0- 0	0- 0	NEUTRAL	0- 0	0- 0	0- 0				

RPI S	Opponent	Score	RPI S	Opponent	Score	RPI S	Opponent	Score	RPI S	Opponent	Score
2	A South Carolina	60 73	30	N Ohio St.	68 53	78	H South Dakota St.	83 48	129	A Green Bay	66 60
13	H Missouri St.	66 74	33	H Drake	102 94	97	A Utah	84 81	135	A Northeastern	80 76
			36	H Creighton	72 65				148	H Missouri	72 56
									182	H Montana	96 64
									204	N Northern Ill.	91 48
									213	A Western Ill.	96 65
									240	H Oral Roberts	79 56
									283	A North Dakota St.	80 36
									297	H Denver	104 61
									299	A Omaha	71 39
									299	H Omaha	77 44
									318	A Purdue Fort Wayne	62 41
									318	H Purdue Fort Wayne	79 25
									342	H Coppin St.	82 44
LAST 10 Division I											
299	A Omaha	71 39	299	H Omaha	77 44						
240	H Oral Roberts	79 56	297	H Denver	104 61						
318	H Purdue Fort Wayne	79 25	318	A Purdue Fort Wayne	62 41						
78	H South Dakota St.	83 48	213	A Western Ill.	96 65						
283	A North Dakota St.	80 36	2	A South Carolina	60 73						

Non-Div I Games: Mt. Marty 110 39

South Dakota

Loss, Non-Conf, S Site, H Home A Away N Neutral

Average RPI Win:	219	WON-LOST	WINNING	LAST 10	STRENGTH OF	OPP. STRENGTH	TEAM	ADJ.	CONF.	ADJ CONF.
Average RPI Loss:	30	RECORD	PCT. RANK	GAMES	SCHEDULE	OF SCHEDULE	RPI	RPI	RPI	RPI
DIV. I ONLY	15- 7	76	9-1	128	95	78	78	19	19	
DIV. I NON-CONF.	7- 6	161	1-0	57	7	85	85	18	18	
TOTALS	RPI 1-25	RPI 26-50	W-L RECORDS	RPI 51-100	RPI 101-150	RPI 150+				
15- 7	0- 2	0- 4	OVERALL	1- 1	3- 0	11- 0				
8- 2	0- 1	0- 1	HOME	0- 0	1- 0	7- 0				
5- 4	0- 1	0- 2	AWAY	0- 1	1- 0	4- 0				
2- 1	0- 0	0- 1	NEUTRAL	1- 0	1- 0	0- 0				
7- 6	0- 2	0- 4	NON-CONFERENCE	1- 0	3- 0	3- 0				
4- 2	0- 1	0- 1	HOME	0- 0	1- 0	3- 0				
1- 3	0- 1	0- 2	AWAY	0- 0	1- 0	0- 0				
2- 1	0- 0	0- 1	NEUTRAL	1- 0	1- 0	0- 0				
8- 1	0- 0	0- 0	CONFERENCE	0- 1	0- 0	8- 0				
4- 0	0- 0	0- 0	HOME	0- 0	0- 0	4- 0				
4- 1	0- 0	0- 0	AWAY	0- 1	0- 0	4- 0				
0- 0	0- 0	0- 0	NEUTRAL	0- 0	0- 0	0- 0				

RPI 1-25				RPI 26-50				RPI 51-100				RPI 101+			
RPI	S	Opponent	Score	RPI	S	Opponent	Score	RPI	S	Opponent	Score	RPI	S	Opponent	Score
1	A	Oregon	56 95	31	N	FGCU	70 71	52	A	South Dakota	48 83	116	H	Montana St.	60 50
19	H	Central Mich.	74 79	33	A	Drake	67 74	74	N	South Fla.	61 50	123	N	Notre Dame	65 59
				35	H	Marquette	58 65					129	A	Green Bay	60 55
				36	A	Creighton	48 61					197	H	North Dakota	99 64
												206	H	Wyoming	67 40
												213	A	Western Ill.	89 48
												213	H	Western Ill.	75 45
												231	H	Chattanooga	71 56
												240	H	Oral Roberts	58 44
												283	H	North Dakota St.	60 52
												297	A	Denver	86 79
												299	A	Omaha	68 51
												318	A	Purdue Fort Wayne	100 69
												342	H	Coppin St.	94 41
LAST 10 Division I															
213	A	Western Ill.	89 48	297	A	Denver	86 79								
283	H	North Dakota St.	60 52	213	H	Western Ill.	75 45								
52	A	South Dakota	48 83	240	H	Oral Roberts	58 44								
197	H	North Dakota	99 64	299	A	Omaha	68 51								
318	A	Purdue Fort Wayne	100 69	129	A	Green Bay	60 55								

Non-Div I Games: Dakota Wesleyan 77 46

South Dakota St.

Average RPI Win:	172	WON-LOST	WINNING	LAST 10	STRENGTH OF	OPP. STRENGTH	TEAM	ADJ.	CONF.	ADJ CONF.
Average RPI Loss:	69	RECORD	PCT. RANK	GAMES	SCHEDULE	OF SCHEDULE	RPI	RPI	RPI	RPI
DIV. I ONLY	13- 8	107	6-4	40	103	74	74	9	9	
DIV. I NON-CONF.	8- 6	138	1-2	30	166	95	95	9	9	
TOTALS	RPI 1-25	RPI 26-50	W-L RECORDS	RPI 51-100	RPI 101-150	RPI 150+				
13- 8	0- 2	1- 1	OVERALL	2- 3	2- 1	8- 1				
11- 1	0- 0	1- 0	HOME	2- 1	2- 0	6- 0				
2- 3	0- 1	0- 0	AWAY	0- 1	0- 0	2- 1				
0- 4	0- 1	0- 1	NEUTRAL	0- 1	0- 1	0- 0				
8- 6	0- 2	1- 1	NON-CONFERENCE	1- 1	1- 1	5- 1				
8- 0	0- 0	1- 0	HOME	1- 0	1- 0	5- 0				
0- 2	0- 1	0- 0	AWAY	0- 0	0- 0	0- 1				
0- 4	0- 1	0- 1	NEUTRAL	0- 1	0- 1	0- 0				
5- 2	0- 0	0- 0	CONFERENCE	1- 2	1- 0	3- 0				
3- 1	0- 0	0- 0	HOME	1- 1	1- 0	1- 0				
2- 1	0- 0	0- 0	AWAY	0- 1	0- 0	2- 0				
0- 0	0- 0	0- 0	NEUTRAL	0- 0	0- 0	0- 0				

RPI 1-25				RPI 26-50				RPI 51-100 Team's RPI: 74				RPI 101+			
RPI	S	Opponent	Score	RPI	S	Opponent	Score	RPI	S	Opponent	Score	RPI	S	Opponent	Score
8	A	Baylor	46 58	29	H	Texas	64 57	51	A	Temple	66 69	105	H	VCU	77 55
15	N	Mississippi St.	61 86	31	N	FGCU	77 81	59	H	UCF	57 64	120	H	Tulane	63 56
								78	N	South Dakota St.	50 61	123	N	Notre Dame	51 67
								95	H	Idaho	67 64	164	H	Houston	74 45
								98	H	Cincinnati	76 68	171	A	Wichita St.	56 50
												186	A	UNLV	51 61
												203	H	Jacksonville	70 39
												218	H	Brown	70 60
												224	A	Tulsa	68 52
												239	H	Howard	82 53
												248	H	Saint Francis (PA)	62 23
												327	H	Alabama St.	80 29
LAST 10 Division I															
164	H	Houston	74 45	224	A	Tulsa	68 52								
120	H	Tulane	63 56	98	H	Cincinnati	76 68								
171	A	Wichita St.	56 50	218	H	Brown	70 60								
59	H	UCF	57 64	186	A	UNLV	51 61								
51	A	Temple	66 69	15	N	Mississippi St.	61 86								

Non-Div I Games:

South Fla.

Average RPI Win:	246	WON-LOST	WINNING	LAST 10	STRENGTH OF	OPP. STRENGTH	TEAM	ADJ.	CONF.	ADJ CONF.
Average RPI Loss:	147	RECORD	PCT. RANK	GAMES	SCHEDULE	OF SCHEDULE	RPI	RPI	RPI	RPI
DIV. I ONLY	13- 5	47	8-2	334	176	146	146	20	20	
DIV. I NON-CONF.	6- 3	90	1-0	341	120	161	161	24	24	
TOTALS	RPI 1-25	RPI 26-50	W-L RECORDS	RPI 51-100	RPI 101-150	RPI 150+				
13- 5	0- 0	0- 0	OVERALL	1- 2	0- 0	12- 3				
5- 1	0- 0	0- 0	HOME	1- 1	0- 0	4- 0				
8- 4	0- 0	0- 0	AWAY	0- 1	0- 0	8- 3				
0- 0	0- 0	0- 0	NEUTRAL	0- 0	0- 0	0- 0				
6- 3	0- 0	0- 0	NON-CONFERENCE	1- 1	0- 0	5- 2				
2- 0	0- 0	0- 0	HOME	1- 0	0- 0	1- 0				
4- 3	0- 0	0- 0	AWAY	0- 1	0- 0	4- 2				
0- 0	0- 0	0- 0	NEUTRAL	0- 0	0- 0	0- 0				
7- 2	0- 0	0- 0	CONFERENCE	0- 1	0- 0	7- 1				
3- 1	0- 0	0- 0	HOME	0- 1	0- 0	3- 0				
4- 1	0- 0	0- 0	AWAY	0- 0	0- 0	4- 1				
0- 0	0- 0	0- 0	NEUTRAL	0- 0	0- 0	0- 0				

RPI 1-25			RPI 26-50			RPI 51-100			RPI 101+			Team's RPI: 146					
RPI	S	Opponent	Score	RPI	S	Opponent	Score	RPI	S	Opponent	Score	RPI	S	Opponent	Score		
								54	H	Belmont	45	57	162	A	Eastern Mich.	64	69
								88	H	Southern Ill.	79	65	176	A	Austin Peay	79	66
								100	A	Saint Louis	61	76	176	H	Austin Peay	81	43
													207	A	Murray St.	62	70
													207	H	Murray St.	88	73
													210	A	Arkansas St.	79	67
													213	A	Western Ill.	91	97
													249	A	Eastern Ill.	77	65
													253	A	Morehead St.	67	61
													269	A	Ole Miss	70	53
													273	A	Indiana St.	68	58
													312	H	Evansville	83	60
													318	A	Purdue Fort Wayne	58	48
													322	A	SIUE	66	56
													343	H	Tennessee St.	83	54
LAST 10 Division I																	
				253	A	Morehead St.	67	61	343	H	Tennessee St.	83	54				
				249	A	Eastern Ill.	77	65	54	H	Belmont	45	57				
				322	A	SIUE	66	56	207	A	Murray St.	62	70				
				207	H	Murray St.	88	73	176	A	Austin Peay	79	66				
				176	H	Austin Peay	81	43	273	A	Indiana St.	68	58				

Non-Div I Games: Harris-Stowe 106 64 Mo.-St. Louis 70 56

Southeast Mo. St.

Loss, Non-Conf, S Site, H Home A Away N Neutral

Average RPI Win:	261	WON-LOST	WINNING	LAST 10	STRENGTH OF	OPP. STRENGTH	TEAM	ADJ.	CONF.	ADJ CONF.
Average RPI Loss:	154	RECORD	PCT. RANK	GAMES	SCHEDULE	OF SCHEDULE	RPI	RPI	RPI	RPI
DIV. I ONLY	7- 11	238	5-5	244	255	232	232	23	23	
DIV. I NON-CONF.	2- 6	279	0-1	167	192	226	226	20	20	
TOTALS	RPI 1-25	RPI 26-50	W-L RECORDS	RPI 51-100	RPI 101-150	RPI 150+				
7- 11	0- 1	0- 0	OVERALL	0- 2	1- 2	6- 6				
3- 3	0- 0	0- 0	HOME	0- 0	1- 0	2- 3				
4- 8	0- 1	0- 0	AWAY	0- 2	0- 2	4- 3				
0- 0	0- 0	0- 0	NEUTRAL	0- 0	0- 0	0- 0				
2- 6	0- 1	0- 0	NON-CONFERENCE	0- 1	0- 1	2- 3				
1- 0	0- 0	0- 0	HOME	0- 0	0- 0	1- 0				
1- 6	0- 1	0- 0	AWAY	0- 1	0- 1	1- 3				
0- 0	0- 0	0- 0	NEUTRAL	0- 0	0- 0	0- 0				
5- 5	0- 0	0- 0	CONFERENCE	0- 1	1- 1	4- 3				
2- 3	0- 0	0- 0	HOME	0- 0	1- 0	1- 3				
3- 2	0- 0	0- 0	AWAY	0- 1	0- 1	3- 0				
0- 0	0- 0	0- 0	NEUTRAL	0- 0	0- 0	0- 0				

RPI 1-25				RPI 26-50				RPI 51-100				RPI 101+ Team's RPI: 232			
RPI	S	Opponent	Score	RPI	S	Opponent	Score	RPI	S	Opponent	Score	RPI	S	Opponent	Score
24	A	LSU	52 62					67	A	Alabama	50 87	111	A	SFA	51 77
								87	A	Abilene Christian	53 61	126	H	A&M-Corpus Christi	48 44
												134	A	Louisiana	50 60
												158	H	Jackson St.	63 59
												159	H	Sam Houston St.	69 84
												164	A	Houston	65 78
												191	A	Southern Miss.	54 62
												215	H	Lamar University	57 65
												219	H	Central Ark.	63 42
												251	A	Louisiana Tech	78 92
												294	H	Nicholls St.	65 67
												314	A	Houston Baptist	69 59
												328	A	McNeese	74 67
												339	A	Northwestern St.	72 56
												346	A	La.-Monroe	65 52
LAST 10 Division I															
219	H	Central Ark.	63 42	159	H	Sam Houston St.	69 84								
339	A	Northwestern St.	72 56	126	H	A&M-Corpus Christi	48 44								
328	A	McNeese	74 67	111	A	SFA	51 77								
87	A	Abilene Christian	53 61	67	A	Alabama	50 87								
294	H	Nicholls St.	65 67	314	A	Houston Baptist	69 59								

Non-Div I Games: LSU-Alexandria 89 67

Southeastern La.

■ Loss, 
 ■ Non-Conf, S Site, 
 ■ Home 
 ■ Away 
 N Neutral

Average RPI Win:	171	WON-LOST	WINNING	LAST 10	STRENGTH OF	OPP. STRENGTH	TEAM	ADJ.	CONF.	ADJ CONF.
Average RPI Loss:	68	RECORD	PCT. RANK	GAMES	SCHEDULE	OF SCHEDULE	RPI	RPI	RPI	RPI
DIV. I ONLY	11- 8	128	5-5	37	65	81	81	1	1	
DIV. I NON-CONF.	8- 3	68	2-0	189	143	99	99	1	1	
TOTALS	RPI 1-25	RPI 26-50	W-L RECORDS	RPI 51-100	RPI 101-150	RPI 150+				
11- 8	1- 3	1- 2	OVERALL	2- 2	1- 0	6- 1				
8- 3	1- 2	1- 1	HOME	1- 0	1- 0	4- 0				
2- 4	0- 1	0- 1	AWAY	0- 1	0- 0	2- 1				
1- 1	0- 0	0- 0	NEUTRAL	1- 1	0- 0	0- 0				
8- 3	0- 1	1- 0	NON-CONFERENCE	1- 1	0- 0	6- 1				
5- 1	0- 1	1- 0	HOME	0- 0	0- 0	4- 0				
2- 1	0- 0	0- 0	AWAY	0- 0	0- 0	2- 1				
1- 1	0- 0	0- 0	NEUTRAL	1- 1	0- 0	0- 0				
3- 5	1- 2	0- 2	CONFERENCE	1- 1	1- 0	0- 0				
3- 2	1- 1	0- 1	HOME	1- 0	1- 0	0- 0				
0- 3	0- 1	0- 1	AWAY	0- 1	0- 0	0- 0				
0- 0	0- 0	0- 0	NEUTRAL	0- 0	0- 0	0- 0				

RPI	S	Opponent	Score	RPI	S	Opponent	Score	RPI	S	Opponent	Score	RPI	S	Opponent	Score
5	A	UCLA	59 83	32	H	Arizona	57 65	56	N	Nebraska	54 67	108	H	Washington	81 78
5	H	UCLA	70 68	43	H	Virginia	59 49	67	N	Alabama	60 57	186	H	UNLV	75 54
17	H	Texas A&M	64 74	48	A	Colorado	53 66	86	H	Washington St.	74 63	252	A	CSUN	69 53
25	H	Arizona St.	54 63					97	A	Utah	65 67	257	H	Long Beach St.	57 40
												263	A	UC Santa Barbara	46 57
												281	A	UC Riverside	76 59
												282	H	Nevada	50 47
												317	H	UTRGV	80 43
LAST 10 Division I															
108	H	Washington	81 78	25	H	Arizona St.	54 63								
86	H	Washington St.	74 63	32	H	Arizona	57 65								
5	H	UCLA	70 68	5	A	UCLA	59 83								
97	A	Utah	65 67	257	H	Long Beach St.	57 40								
48	A	Colorado	53 66	282	H	Nevada	50 47								

Non-Div I Games:

Southern California

■ Loss, 
 ■ Non-Conf, 
 ■ S Site, 
 ■ Home 
 ■ Away 
 N Neutral

Average RPI Win:	183	WON-LOST	WINNING	LAST 10	STRENGTH OF	OPP. STRENGTH	TEAM	ADJ.	CONF.	ADJ CONF.
Average RPI Loss:	97	RECORD	PCT. RANK	GAMES	SCHEDULE	OF SCHEDULE	RPI	RPI	RPI	RPI
DIV. I ONLY	12- 6	78	7-3	119	135	88	88	7	7	
DIV. I NON-CONF.	8- 3	68	3-0	138	231	66	66	7	7	
<hr/>										
TOTALS	RPI 1-25	RPI 26-50	W-L RECORDS	RPI 51-100	RPI 101-150	RPI 150+				
12- 6	1- 0	0- 1	OVERALL	2- 2	0- 2	9- 1				
5- 3	1- 0	0- 1	HOME	2- 1	0- 0	2- 1				
6- 3	0- 0	0- 0	AWAY	0- 1	0- 2	6- 0				
1- 0	0- 0	0- 0	NEUTRAL	0- 0	0- 0	1- 0				
8- 3	0- 0	0- 0	NON-CONFERENCE	2- 1	0- 1	6- 1				
4- 1	0- 0	0- 0	HOME	2- 0	0- 0	2- 1				
3- 2	0- 0	0- 0	AWAY	0- 1	0- 1	3- 0				
1- 0	0- 0	0- 0	NEUTRAL	0- 0	0- 0	1- 0				
4- 3	1- 0	0- 1	CONFERENCE	0- 1	0- 1	3- 0				
1- 2	1- 0	0- 1	HOME	0- 1	0- 0	0- 0				
3- 1	0- 0	0- 0	AWAY	0- 0	0- 1	3- 0				
0- 0	0- 0	0- 0	NEUTRAL	0- 0	0- 0	0- 0				

RPI 1-25				RPI 26-50				RPI 51-100				RPI 101+			
RPI	S	Opponent	Score	RPI	S	Opponent	Score	RPI	S	Opponent	Score	RPI	S	Opponent	Score
13	H	Missouri St.	70 68	33	H	Drake	65 73	53	A	IUPUI	78 81	107	A	Loyola Chicago	49 51
								61	H	UNI	57 60	146	A	Southeast Mo. St.	65 79
								73	H	UT Martin	70 59	155	H	Tennessee Tech	76 65
								100	H	Saint Louis	61 53	162	A	Eastern Mich.	85 54
												163	A	Valparaiso	67 51
												180	H	Memphis	66 70
												204	A	Northern Ill.	80 61
												207	H	Murray St.	76 66
												213	N	Western Ill.	79 65
												273	A	Indiana St.	78 55
												312	A	Evansville	70 57
												322	A	SIUE	103 67
<hr/>															
LAST 10 Division I															
273	A	Indiana St.	78 55	107	A	Loyola Chicago	49 51								
312	A	Evansville	70 57	163	A	Valparaiso	67 51								
13	H	Missouri St.	70 68	204	A	Northern Ill.	80 61								
33	H	Drake	65 73	213	N	Western Ill.	79 65								
61	H	UNI	57 60	207	H	Murray St.	76 66								

Non-Div I Games:

Southern Ill.

■ Loss, 
 ■ Non-Conf, 
 ■ S Site, 
 ■ H Home 
 ■ A Away 
 N Neutral



Average RPI Win:	262	WON-LOST	WINNING	LAST 10	STRENGTH OF	OPP. STRENGTH	TEAM	ADJ.	CONF.	ADJ CONF.
Average RPI Loss:	103	RECORD	PCT. RANK	GAMES	SCHEDULE	OF SCHEDULE	RPI	RPI	RPI	RPI
DIV. I ONLY	9- 8	158	4-6	162	217	191	191	13	13	
DIV. I NON-CONF.	6- 3	90	1-1	269	261	173	173	14	14	
TOTALS	RPI 1-25	RPI 26-50	W-L RECORDS	RPI 51-100	RPI 101-150	RPI 150+				
9- 8	0- 1	0- 2	OVERALL	0- 0	1- 3	8- 2				
7- 4	0- 0	0- 1	HOME	0- 0	1- 2	6- 1				
2- 4	0- 1	0- 1	AWAY	0- 0	0- 1	2- 1				
0- 0	0- 0	0- 0	NEUTRAL	0- 0	0- 0	0- 0				
6- 3	0- 1	0- 0	NON-CONFERENCE	0- 0	1- 1	5- 1				
5- 1	0- 0	0- 0	HOME	0- 0	1- 1	4- 0				
1- 2	0- 1	0- 0	AWAY	0- 0	0- 0	1- 1				
0- 0	0- 0	0- 0	NEUTRAL	0- 0	0- 0	0- 0				
3- 5	0- 0	0- 2	CONFERENCE	0- 0	0- 2	3- 1				
2- 3	0- 0	0- 1	HOME	0- 0	0- 1	2- 1				
1- 2	0- 0	0- 1	AWAY	0- 0	0- 1	1- 0				
0- 0	0- 0	0- 0	NEUTRAL	0- 0	0- 0	0- 0				

RPI 1-25				RPI 26-50				RPI 51-100				RPI 101+ Team's RPI: 191			
RPI	S	Opponent	Score	RPI	S	Opponent	Score	RPI	S	Opponent	Score	RPI	S	Opponent	Score
15	A	Mississippi St.	58 91	28	A	Old Dominion	50 67					103	A	Rice	64 75
				50	H	Middle Tenn.	69 77					105	H	VCU	51 39
												120	H	Tulane	58 62
												127	H	UAB	68 74
												164	A	Houston	60 75
												217	H	UTEP	72 89
												232	H	Southeastern La.	62 54
												237	A	North Texas	65 57
												251	H	Louisiana Tech	66 60
												262	H	South Alabama	62 55
												269	H	Ole Miss	59 53
												303	H	UTSA	82 65
												346	A	La.-Monroe	57 42
												351	H	Mississippi Val.	84 80
LAST 10 Division I															
		28	A	Old Dominion	50	67		303	H	UTSA	82	65			
		50	H	Middle Tenn.	69	77		217	H	UTEP	72	89			
		127	H	UAB	68	74		251	H	Louisiana Tech	66	60			
		103	A	Rice	64	75		164	A	Houston	60	75			
		237	A	North Texas	65	57		262	H	South Alabama	62	55			

Non-Div I Games: Faulkner 71 59 William Carey 77 47

Southern Miss.

Loss, Non-Conf, S Site, H Home A Away N Neutral

Average RPI Win:	319	WON-LOST	WINNING	LAST 10	STRENGTH OF	OPP. STRENGTH	TEAM	ADJ.	CONF.	ADJ CONF.
Average RPI Loss:	100	RECORD	PCT. RANK	GAMES	SCHEDULE	OF SCHEDULE	RPI	RPI	RPI	RPI
DIV. I ONLY	6- 11	253	6-4	260	172	245	245	32	32	
DIV. I NON-CONF.	0- 9	338	0-2	34	17	270	270	30	30	
TOTALS	RPI 1-25	RPI 26-50	W-L RECORDS	RPI 51-100	RPI 101-150	RPI 150+				
6- 11	0- 0	0- 3	OVERALL	0- 3	0- 2	6- 3				
3- 1	0- 0	0- 0	HOME	0- 0	0- 0	3- 1				
3- 8	0- 0	0- 3	AWAY	0- 2	0- 2	3- 1				
0- 2	0- 0	0- 0	NEUTRAL	0- 1	0- 0	0- 1				
0- 9	0- 0	0- 3	NON-CONFERENCE	0- 3	0- 1	0- 2				
0- 0	0- 0	0- 0	HOME	0- 0	0- 0	0- 0				
0- 7	0- 0	0- 3	AWAY	0- 2	0- 1	0- 1				
0- 2	0- 0	0- 0	NEUTRAL	0- 1	0- 0	0- 1				
6- 2	0- 0	0- 0	CONFERENCE	0- 0	0- 1	6- 1				
3- 1	0- 0	0- 0	HOME	0- 0	0- 0	3- 1				
3- 1	0- 0	0- 0	AWAY	0- 0	0- 1	3- 0				
0- 0	0- 0	0- 0	NEUTRAL	0- 0	0- 0	0- 0				

RPI 1-25			RPI 26-50			RPI 51-100			RPI 101+			Team's RPI: 245
RPI	S	Opponent	Score	RPI	S	Opponent	Score	RPI	S	Opponent	Score	Score
29	A	Texas	39 93	55	A	Iowa St.	36 69	110	A	Texas Southern	56 61	
39	A	Rutgers	58 78	56	A	Nebraska	39 73	122	A	Fordham	52 65	
45	A	Oklahoma St.	59 72	86	N	Washington St.	54 69	158	H	Jackson St.	51 72	
								171	A	Wichita St.	63 69	
								225	N	UNC Asheville	34 53	
								278	H	Alabama A&M	55 46	
								305	A	Prairie View	68 48	
								316	A	Ark.-Pine Bluff	70 43	
								327	H	Alabama St.	69 47	
								337	H	Grambling	81 57	
								351	A	Mississippi Val.	84 54	
LAST 10 Division I												
278	H	Alabama A&M	55 46	337	H	Grambling	81 57					
327	H	Alabama St.	69 47	305	A	Prairie View	68 48					
351	A	Mississippi Val.	84 54	110	A	Texas Southern	56 61					
316	A	Ark.-Pine Bluff	70 43	225	N	UNC Asheville	34 53					
158	H	Jackson St.	51 72	86	N	Washington St.	54 69					

Non-Div I Games: Tougaloo 100 39 Wiley 78 55

Southern U.

## Southern Utah

Through Games Of Jan. 30, 2020

Average RPI Win:	260	WON-LOST	WINNING	LAST 10	STRENGTH OF	OPP. STRENGTH	TEAM	ADJ.	CONF.	ADJ CONF.
Average RPI Loss:	183	RECORD	PCT. RANK	GAMES	SCHEDULE	OF SCHEDULE	RPI	RPI	RPI	RPI
DIV. I ONLY	10- 8	143	5-5	296	257	208	208	18	18	
DIV. I NON-CONF.	6- 3	90	1-0	259	304	135	135	17	17	
TOTALS	RPI 1-25	RPI 26-50	W-L RECORDS	RPI 51-100	RPI 101-150	RPI 150+				
10- 8	0- 1	0- 0	OVERALL	0- 1	0- 1	10- 5				
8- 1	0- 0	0- 0	HOME	0- 1	0- 0	8- 0				
2- 7	0- 1	0- 0	AWAY	0- 0	0- 1	2- 5				
0- 0	0- 0	0- 0	NEUTRAL	0- 0	0- 0	0- 0				
6- 3	0- 1	0- 0	NON-CONFERENCE	0- 0	0- 0	6- 2				
5- 0	0- 0	0- 0	HOME	0- 0	0- 0	5- 0				
1- 3	0- 1	0- 0	AWAY	0- 0	0- 0	1- 2				
0- 0	0- 0	0- 0	NEUTRAL	0- 0	0- 0	0- 0				
4- 5	0- 0	0- 0	CONFERENCE	0- 1	0- 1	4- 3				
3- 1	0- 0	0- 0	HOME	0- 1	0- 0	3- 0				
1- 4	0- 0	0- 0	AWAY	0- 0	0- 1	1- 3				
0- 0	0- 0	0- 0	NEUTRAL	0- 0	0- 0	0- 0				

RPI 1-25				RPI 26-50				RPI 51-100				RPI 101+ Team's RPI: 208			
RPI	S	Opponent	Score	RPI	S	Opponent	Score	RPI	S	Opponent	Score	RPI	S	Opponent	Score
11	A	Oregon St.	45 95					95	H	Idaho	56 71	116	A	Montana St.	65 91
												182	A	Montana	74 81
												186	H	UNLV	72 68
												193	H	Portland St.	71 58
												195	A	Northern Ariz.	76 84
												235	H	Cal St. Fullerton	79 63
												240	H	Oral Roberts	72 58
												242	H	Idaho St.	72 65
												247	A	Grand Canyon	65 69
												281	H	UC Riverside	79 68
												295	H	Eastern Wash.	71 50
												297	A	Denver	73 81
												301	H	UC Irvine	82 68
												306	A	Weber St.	87 71
												319	A	Sacramento St.	82 87
												324	A	Utah Valley	71 58
LAST 10 Division I															
306	A	Weber St.	87 71	242	H	Idaho St.	72 65								
95	H	Idaho	56 71	116	A	Montana St.	65 91								
295	H	Eastern Wash.	71 50	182	A	Montana	74 81								
319	A	Sacramento St.	82 87	193	H	Portland St.	71 58								
195	A	Northern Ariz.	76 84	281	H	UC Riverside	79 68								

Non-Div I Games:

Southern Utah

■ Loss, 
 ■ Non-Conf, 
 ■ S Site, 
 ■ H Home 
 ■ A Away 
 N Neutral

Average RPI Win: 218		WON-LOST	WINNING	LAST 10	STRENGTH OF	OPP. STRENGTH	TEAM	ADJ.	CONF.	ADJ CONF.
Average RPI Loss: 149		RECORD	PCT. RANK	GAMES	SCHEDULE	OF SCHEDULE	RPI	RPI	RPI	RPI
DIV. I ONLY		5- 16	300	2-8	130	205	289	289	12	12
DIV. I NON-CONF.		3- 10	282	0-2	141	271	296	296	12	12
TOTALS	RPI 1-25	RPI 26-50		W-L RECORDS		RPI 51-100	RPI 101-150	RPI 150+		
5- 16	0- 0	0- 1		OVERALL		0- 3	0- 5	5- 7		
4- 7	0- 0	0- 1		HOME		0- 1	0- 2	4- 3		
0- 8	0- 0	0- 0		AWAY		0- 2	0- 3	0- 3		
1- 1	0- 0	0- 0		NEUTRAL		0- 0	0- 0	1- 1		
3- 10	0- 0	0- 1		NON-CONFERENCE		0- 2	0- 2	3- 5		
2- 5	0- 0	0- 1		HOME		0- 1	0- 1	2- 2		
0- 4	0- 0	0- 0		AWAY		0- 1	0- 1	0- 2		
1- 1	0- 0	0- 0		NEUTRAL		0- 0	0- 0	1- 1		
2- 6	0- 0	0- 0		CONFERENCE		0- 1	0- 3	2- 2		
2- 2	0- 0	0- 0		HOME		0- 0	0- 1	2- 1		
0- 4	0- 0	0- 0		AWAY		0- 1	0- 2	0- 1		
0- 0	0- 0	0- 0		NEUTRAL		0- 0	0- 0	0- 0		

RPI 1-25				RPI 26-50				RPI 51-100				RPI 101+				Team's RPI: 289	
RPI	S	Opponent	Score	RPI	S	Opponent	Score	RPI	S	Opponent	Score	RPI	S	Opponent	Score		
				42	H	St. John's (NY)	56 68	66	A	Bucknell	60 68	106	A	Kent St.	58 81		
								77	H	Buffalo	36 46	109	A	Duquesne	39 58		
								100	A	Saint Louis	51 72	122	A	Fordham	53 79		
												136	H	Cornell	42 70		
												139	H	Massachusetts	52 62		
												160	N	Wright St.	57 56		
												168	N	Saint Mary's (CA)	57 72		
												179	H	Rhode Island	64 59		
												188	A	Binghamton	67 78		
												194	H	Cleveland St.	62 65		
												198	A	La Salle	61 67		
												199	H	Saint Joseph's	60 61		
												202	H	Akron	54 63		
												220	H	George Mason	62 47		
												255	H	Niagara	71 67		
												274	H	Oakland	80 66		
												338	A	Canisius	82 84		
LAST 10 Division I																	
				109	A	Duquesne	39 58	220	H	George Mason	62 47						
				179	H	Rhode Island	64 59	139	H	Massachusetts	52 62						
				199	H	Saint Joseph's	60 61	122	A	Fordham	53 79						
				198	A	La Salle	61 67	136	H	Cornell	42 70						
				100	A	Saint Louis	51 72	168	N	Saint Mary's (CA)	57 72						

Non-Div I Games:

St. Bonaventure

Loss, Non-Conf, S Site, H Home A Away N Neutral

St. Francis Brooklyn

Through Games Of Jan. 30, 2020

Average RPI Win:	307	WON-LOST	WINNING	LAST 10	STRENGTH OF	OPP. STRENGTH	TEAM	ADJ.	CONF.	ADJ CONF.
Average RPI Loss:	182	RECORD	PCT. RANK	GAMES	SCHEDULE	OF SCHEDULE	RPI	RPI	RPI	RPI
DIV. I ONLY	4- 14	304	1-9	253	306	310	310	29	29	
DIV. I NON-CONF.	3- 7	252	0-2	184	242	253	253	29	29	
TOTALS	RPI 1-25	RPI 26-50	W-L RECORDS	RPI 51-100	RPI 101-150	RPI 150+				
4- 14	0- 1	0- 1	OVERALL	0- 2	0- 3	4- 7				
3- 4	0- 0	0- 0	HOME	0- 1	0- 1	3- 2				
1- 8	0- 1	0- 1	AWAY	0- 1	0- 1	1- 4				
0- 2	0- 0	0- 0	NEUTRAL	0- 0	0- 1	0- 1				
3- 7	0- 1	0- 1	NON-CONFERENCE	0- 2	0- 1	3- 2				
2- 1	0- 0	0- 0	HOME	0- 1	0- 0	2- 0				
1- 4	0- 1	0- 1	AWAY	0- 1	0- 0	1- 1				
0- 2	0- 0	0- 0	NEUTRAL	0- 0	0- 1	0- 1				
1- 7	0- 0	0- 0	CONFERENCE	0- 0	0- 2	1- 5				
1- 3	0- 0	0- 0	HOME	0- 0	0- 1	1- 2				
0- 4	0- 0	0- 0	AWAY	0- 0	0- 1	0- 3				
0- 0	0- 0	0- 0	NEUTRAL	0- 0	0- 0	0- 0				

RPI 1-25				RPI 26-50				RPI 51-100				RPI 101+ Team's RPI: 310			
RPI	S	Opponent	Score	RPI	S	Opponent	Score	RPI	S	Opponent	Score	RPI	S	Opponent	Score
20	A	Princeton	44 76	35	A	Marquette	71 92	65	A	Boston College	69 106	117	N	Pacific	62 71
								83	H	Stony Brook	73 86	133	A	Robert Morris	44 69
												133	H	Robert Morris	59 70
												241	A	Mt. St. Mary's	60 69
												248	A	Saint Francis (PA)	72 82
												248	H	Saint Francis (PA)	59 67
												275	A	Wagner	66 74
												284	H	Loyola Maryland	89 78
												285	N	Ga. Southern	47 78
												288	H	Army West Point	70 64
												307	A	Albany (NY)	49 41
												331	A	NJIT	69 88
												332	H	Fairleigh Dickinson	57 62
												348	H	LIU Brooklyn	88 63
LAST 10 Division I															
133	H	Robert Morris	59 70	248	A	Saint Francis (PA)	72 82								
248	H	Saint Francis (PA)	59 67	348	H	LIU Brooklyn	88 63								
241	A	Mt. St. Mary's	60 69	332	H	Fairleigh Dickinson	57 62								
275	A	Wagner	66 74	285	N	Ga. Southern	47 78								
133	A	Robert Morris	44 69	117	N	Pacific	62 71								

Non-Div I Games: East Stroudsburg 84 62

St. Francis Brooklyn

Loss, Non-Conf, S Site, H Home A Away N Neutral

Average RPI Win:	156	WON-LOST	WINNING	LAST 10	STRENGTH OF	OPP. STRENGTH	TEAM	ADJ.	CONF.	ADJ CONF.
Average RPI Loss:	64	RECORD	PCT. RANK	GAMES	SCHEDULE	OF SCHEDULE	RPI	RPI	RPI	RPI
DIV. I ONLY	13- 7	87	7-3	42	75	42	42	6	6	
DIV. I NON-CONF.	7- 4	100	1-0	33	158	48	48	6	6	
TOTALS	RPI 1-25	RPI 26-50	W-L RECORDS	RPI 51-100	RPI 101-150	RPI 150+				
13- 7	0- 2	2- 2	OVERALL	3- 2	2- 0	6- 1				
8- 1	0- 0	1- 0	HOME	1- 1	2- 0	4- 0				
5- 5	0- 2	1- 2	AWAY	2- 0	0- 0	2- 1				
0- 1	0- 0	0- 0	NEUTRAL	0- 1	0- 0	0- 0				
7- 4	0- 1	1- 1	NON-CONFERENCE	1- 1	1- 0	4- 1				
5- 0	0- 0	0- 0	HOME	1- 0	1- 0	3- 0				
2- 3	0- 1	1- 1	AWAY	0- 0	0- 0	1- 1				
0- 1	0- 0	0- 0	NEUTRAL	0- 1	0- 0	0- 0				
6- 3	0- 1	1- 1	CONFERENCE	2- 1	1- 0	2- 0				
3- 1	0- 0	1- 0	HOME	0- 1	1- 0	1- 0				
3- 2	0- 1	0- 1	AWAY	2- 0	0- 0	1- 0				
0- 0	0- 0	0- 0	NEUTRAL	0- 0	0- 0	0- 0				

RPI 1-25				RPI 26-50				Team's RPI: 42	RPI 51-100				RPI 101+			
RPI	S	Opponent	Score	RPI	S	Opponent	Score		RPI	S	Opponent	Score	RPI	S	Opponent	Score
16	A	DePaul	69 74	35	A	Marquette	85 94		53	N	IUPUI	78 85	139	H	Massachusetts	82 71
23	A	Florida St.	70 74	36	H	Creighton	63 58		76	A	Seton Hall	82 66	141	H	Providence	64 58
				39	A	Yale	80 66		89	H	Villanova	62 67	183	H	Lafayette	76 44
				44	A	James Madison	73 76		90	H	Wake Forest	82 74	186	A	UNLV	75 79
									91	A	Butler	67 42	205	H	Fairfield	71 69
													222	H	Georgetown	71 54
													233	A	Xavier	75 67
													288	H	Army West Point	96 60
													289	A	St. Bonaventure	68 56
LAST 10 Division I																
				76	A	Seton Hall	82 66		89	H	Villanova	62 67				
				36	H	Creighton	63 58		222	H	Georgetown	71 54				
				141	H	Providence	64 58		91	A	Butler	67 42				
				16	A	DePaul	69 74		233	A	Xavier	75 67				
				35	A	Marquette	85 94		205	H	Fairfield	71 69				

Non-Div I Games:

St. John's (NY)

■ Loss, 
 ■ Non-Conf, 
 ■ S Site, 
 ■ Home 
 ■ A Away 
 N Neutral

Stanford

Through Games Of Jan. 30, 2020

Average RPI Win:	117	WON-LOST	WINNING	LAST 10	STRENGTH OF	OPP. STRENGTH	TEAM	ADJ.	CONF.	ADJ CONF.
Average RPI Loss:	15	RECORD	PCT. RANK	GAMES	SCHEDULE	OF SCHEDULE	RPI	RPI	RPI	RPI
DIV. I ONLY	18- 2	12	8-2	25	5	4	4	1	1	
DIV. I NON-CONF.	11- 1	13	1-1	45	27	7	7	1	1	
TOTALS	RPI 1-25	RPI 26-50	W-L RECORDS	RPI 51-100	RPI 101-150	RPI 150+				
18- 2	3- 1	3- 1	OVERALL	3- 0	4- 0	5- 0				
12- 0	1- 0	3- 0	HOME	3- 0	2- 0	3- 0				
3- 2	1- 1	0- 1	AWAY	0- 0	1- 0	1- 0				
3- 0	1- 0	0- 0	NEUTRAL	0- 0	1- 0	1- 0				
11- 1	2- 0	2- 1	NON-CONFERENCE	1- 0	1- 0	5- 0				
7- 0	1- 0	2- 0	HOME	1- 0	0- 0	3- 0				
1- 1	0- 0	0- 1	AWAY	0- 0	0- 0	1- 0				
3- 0	1- 0	0- 0	NEUTRAL	0- 0	1- 0	1- 0				
7- 1	1- 1	1- 0	CONFERENCE	2- 0	3- 0	0- 0				
5- 0	0- 0	1- 0	HOME	2- 0	2- 0	0- 0				
2- 1	1- 1	0- 0	AWAY	0- 0	1- 0	0- 0				
0- 0	0- 0	0- 0	NEUTRAL	0- 0	0- 0	0- 0				

RPI	S	Opponent	Score	RPI	S	Opponent	Score	RPI	S	Opponent	Score	RPI	S	Opponent	Score
1	A	Oregon	55 87	29	A	Texas	64 69	77	H	Buffalo	88 69	104	N	Syracuse	77 59
10	H	Gonzaga	76 70	30	H	Ohio St.	71 52	86	H	Washington St.	77 58	108	H	Washington	77 56
11	A	Oregon St.	61 58	48	H	Colorado	76 68	97	H	Utah	82 49	124	A	California	79 65
15	N	Mississippi St.	67 62	49	H	Tennessee	78 51					124	H	California	73 40
												185	H	UC Davis	67 55
												223	H	Northern Colo.	90 36
												234	A	San Francisco	97 71
												293	N	California Baptist	83 78
												295	H	Eastern Wash.	92 27
LAST 10 Division I															
97	H	Utah	82 49	124	H	California	73 40								
48	H	Colorado	76 68	108	H	Washington	77 56								
11	A	Oregon St.	61 58	86	H	Washington St.	77 58								
1	A	Oregon	55 87	185	H	UC Davis	67 55								
124	A	California	79 65	29	A	Texas	64 69								

Non-Div I Games:

Stanford

Loss, Non-Conf, S Site, H Home A Away N Neutral

Average RPI Win: <b>272</b>	WON-LOST	WINNING	LAST 10	STRENGTH OF	OPP. STRENGTH	TEAM	ADJ.	CONF.	ADJ CONF.
Average RPI Loss: <b>128</b>	RECORD	PCT. RANK	GAMES	SCHEDULE	OF SCHEDULE	RPI	RPI	RPI	RPI
DIV. I ONLY	5- 12	278	3-7	140	218	256	256	16	16
DIV. I NON-CONF.	3- 7	252	1-2	118	212	234	234	16	16
TOTALS	RPI 1-25	RPI 26-50	W-L RECORDS	RPI 51-100	RPI 101-150	RPI 150+			
5- 12	0- 1	0- 2	OVERALL	0- 1	0- 4	5- 4			
3- 5	0- 0	0- 1	HOME	0- 0	0- 3	3- 1			
2- 6	0- 1	0- 1	AWAY	0- 1	0- 1	2- 2			
0- 1	0- 0	0- 0	NEUTRAL	0- 0	0- 0	0- 1			
3- 7	0- 1	0- 1	NON-CONFERENCE	0- 1	0- 3	3- 1			
2- 2	0- 0	0- 0	HOME	0- 0	0- 2	2- 0			
1- 4	0- 1	0- 1	AWAY	0- 1	0- 1	1- 0			
0- 1	0- 0	0- 0	NEUTRAL	0- 0	0- 0	0- 1			
2- 5	0- 0	0- 1	CONFERENCE	0- 0	0- 1	2- 3			
1- 3	0- 0	0- 1	HOME	0- 0	0- 1	1- 1			
1- 2	0- 0	0- 0	AWAY	0- 0	0- 0	1- 2			
0- 0	0- 0	0- 0	NEUTRAL	0- 0	0- 0	0- 0			

RPI 1-25				RPI 26-50				RPI 51-100				RPI 101+ Team's RPI: 256			
RPI	S	Opponent	Score	RPI	S	Opponent	Score	RPI	S	Opponent	Score	RPI	S	Opponent	Score
22	A	Kentucky	48 67	31	H	FGCU	47 89	59	A	UCF	40 66	113	H	Liberty	48 57
				49	A	Tennessee	46 73					114	A	Penn	41 81
												115	H	Holy Cross	63 75
												150	H	Bethune-Cookman	55 59
												170	A	North Ala.	57 68
												203	A	Jacksonville	52 57
												216	A	Kennesaw St.	67 61
												224	H	Tulsa	66 60
												248	N	Saint Francis (PA)	73 78
												253	A	Morehead St.	58 55
												263	H	Lipscomb	59 65
												331	H	NJIT	72 49
												338	H	Canisius	68 52
LAST 10 Division I															
331	H	NJIT	72 49	263	H	Lipscomb	59 65								
113	H	Liberty	48 57	216	A	Kennesaw St.	67 61								
170	A	North Ala.	57 68	115	H	Holy Cross	63 75								
203	A	Jacksonville	52 57	150	H	Bethune-Cookman	55 59								
31	H	FGCU	47 89	338	H	Canisius	68 52								

Non-Div I Games: Palm Beach Atl. 77 46 Trinity Baptist 116 40 Fla. National 80 37

Stetson



Stony Brook

Through Games Of Jan. 30, 2020

Average RPI Win:	255	WON-LOST	WINNING	LAST 10	STRENGTH OF	OPP. STRENGTH	TEAM	ADJ.	CONF.	ADJ CONF.
Average RPI Loss:	41	RECORD	PCT. RANK	GAMES	SCHEDULE	OF SCHEDULE	RPI	RPI	RPI	RPI
DIV. I ONLY	19- 1	5	10-0	325	289	83	83	28	28	
DIV. I NON-CONF.	11- 1	13	2-0	304	260	76	76	27	27	
TOTALS	RPI 1-25	RPI 26-50	W-L RECORDS	RPI 51-100	RPI 101-150	RPI 150+				
19- 1	0- 0	0- 1	OVERALL	1- 0	1- 0	17- 0				
9- 0	0- 0	0- 0	HOME	1- 0	0- 0	8- 0				
8- 1	0- 0	0- 1	AWAY	0- 0	0- 0	8- 0				
2- 0	0- 0	0- 0	NEUTRAL	0- 0	1- 0	1- 0				
11- 1	0- 0	0- 1	NON-CONFERENCE	1- 0	1- 0	9- 0				
4- 0	0- 0	0- 0	HOME	1- 0	0- 0	3- 0				
5- 1	0- 0	0- 1	AWAY	0- 0	0- 0	5- 0				
2- 0	0- 0	0- 0	NEUTRAL	0- 0	1- 0	1- 0				
8- 0	0- 0	0- 0	CONFERENCE	0- 0	0- 0	8- 0				
5- 0	0- 0	0- 0	HOME	0- 0	0- 0	5- 0				
3- 0	0- 0	0- 0	AWAY	0- 0	0- 0	3- 0				
0- 0	0- 0	0- 0	NEUTRAL	0- 0	0- 0	0- 0				

RPI 1-25				RPI 26-50				RPI 51-100				Team's RPI: 83		RPI 101+			
RPI	S	Opponent	Score	RPI	S	Opponent	Score	RPI	S	Opponent	Score			RPI	S	Opponent	Score
				41	A	Arkansas	58 88	66	H	Bucknell	78 73			144	N	Western Mich.	50 47
														188	A	Binghamton	67 60
														209	H	UMass Lowell	60 41
														214	H	Manhattan	59 54
														221	H	Iona	59 40
														246	H	Maine	73 69
														261	A	New Hampshire	53 44
														265	N	Morgan St.	63 56
														266	H	Sacred Heart	54 50
														275	A	Wagner	66 45
														276	A	Pittsburgh	59 56
														296	H	Vermont	67 49
														302	A	Hofstra	81 38
														304	H	UMBC	57 45
														307	A	Albany (NY)	73 53
														310	A	St. Francis Brooklyn	86 73
														345	H	Hartford	66 55
														348	A	LIU Brooklyn	80 49
LAST 10 Division I																	
				209	H	UMass Lowell	60 41					296	H	Vermont	67 49		
				188	A	Binghamton	67 60					246	H	Maine	73 69		
				307	A	Albany (NY)	73 53					304	H	UMBC	57 45		
				345	H	Hartford	66 55					66	H	Bucknell	78 73		
				261	A	New Hampshire	53 44					144	N	Western Mich.	50 47		

Non-Div I Games: Molloy 66 49

Stony Brook

Loss, Non-Conf, S Site, H Home A Away N Neutral

## Syracuse

Through Games Of Jan. 30, 2020

Average RPI Win:	173	WON-LOST	WINNING	LAST 10	STRENGTH OF	OPP. STRENGTH	TEAM	ADJ.	CONF.	ADJ CONF.
Average RPI Loss:	47	RECORD	PCT. RANK	GAMES	SCHEDULE	OF SCHEDULE	RPI	RPI	RPI	RPI
DIV. I ONLY	10- 10	174	4-6	45	19	104	104	5	5	
DIV. I NON-CONF.	6- 5	151	0-1	72	47	116	116	3	3	
TOTALS	RPI 1-25	RPI 26-50	W-L RECORDS	RPI 51-100	RPI 101-150	RPI 150+				
10- 10	1- 3	1- 3	OVERALL	1- 3	2- 1	5- 0				
7- 3	1- 1	1- 1	HOME	1- 1	1- 0	3- 0				
1- 4	0- 1	0- 1	AWAY	0- 2	0- 0	1- 0				
2- 3	0- 1	0- 1	NEUTRAL	0- 0	1- 1	1- 0				
6- 5	0- 2	0- 2	NON-CONFERENCE	1- 0	1- 1	4- 0				
4- 1	0- 1	0- 0	HOME	1- 0	0- 0	3- 0				
0- 1	0- 0	0- 1	AWAY	0- 0	0- 0	0- 0				
2- 3	0- 1	0- 1	NEUTRAL	0- 0	1- 1	1- 0				
4- 5	1- 1	1- 1	CONFERENCE	0- 3	1- 0	1- 0				
3- 2	1- 0	1- 1	HOME	0- 1	1- 0	0- 0				
1- 3	0- 1	0- 0	AWAY	0- 2	0- 0	1- 0				
0- 0	0- 0	0- 0	NEUTRAL	0- 0	0- 0	0- 0				

RPI 1-25				RPI 26-50				RPI 51-100				RPI 101+ Team's RPI: 104			
RPI	S	Opponent	Score	RPI	S	Opponent	Score	RPI	S	Opponent	Score	RPI	S	Opponent	Score
1	H	Oregon	64 81	34	H	Virginia Tech	67 65	58	A	Miami (FL)	62 77	101	N	Michigan St.	77 63
3	A	Louisville	58 62	37	H	Duke	58 88	62	H	Georgia Tech	64 82	123	H	Notre Dame	74 63
4	N	Stanford	59 77	38	N	West Virginia	69 71	72	H	Ohio	66 54	129	N	Green Bay	73 79
23	H	Florida St.	90 89	46	A	Michigan	76 84	90	A	Wake Forest	60 65	164	N	Houston	87 62
LAST 10 Division I															
				34	H	Virginia Tech	67 65	58	A	Miami (FL)	62 77				
				90	A	Wake Forest	60 65	123	H	Notre Dame	74 63				
				37	H	Duke	58 88	23	H	Florida St.	90 89				
				276	A	Pittsburgh	69 51	3	A	Louisville	58 62				
				62	H	Georgia Tech	64 82	38	N	West Virginia	69 71				

Non-Div I Games:

Syracuse

■ Loss, 
 ■ Non-Conf, 
 ■ S Site, 
 ■ H Home 
 ■ A Away 
 N Neutral

Average RPI Win: 132		WON-LOST	WINNING	LAST 10	STRENGTH OF	OPP. STRENGTH	TEAM	ADJ.	CONF.	ADJ CONF.
Average RPI Loss: 57		RECORD	PCT. RANK	GAMES	SCHEDULE	OF SCHEDULE	RPI	RPI	RPI	RPI
DIV. I ONLY		15- 4	36	7-3	24	38	21	21	3	3
DIV. I NON-CONF.		9- 2	38	1-1	113	71	31	31	4	4
TOTALS		RPI 1-25	RPI 26-50		W-L RECORDS		RPI 51-100	RPI 101-150	RPI 150+	
15- 4	0- 2	4- 1		OVERALL		2- 0	5- 0	4- 1		
9- 2	0- 1	1- 0		HOME		1- 0	5- 0	2- 1		
6- 2	0- 1	3- 1		AWAY		1- 0	0- 0	2- 0		
0- 0	0- 0	0- 0		NEUTRAL		0- 0	0- 0	0- 0		
9- 2	0- 1	0- 1		NON-CONFERENCE		1- 0	4- 0	4- 0		
7- 0	0- 0	0- 0		HOME		1- 0	4- 0	2- 0		
2- 2	0- 1	0- 1		AWAY		0- 0	0- 0	2- 0		
0- 0	0- 0	0- 0		NEUTRAL		0- 0	0- 0	0- 0		
6- 2	0- 1	4- 0		CONFERENCE		1- 0	1- 0	0- 1		
2- 2	0- 1	1- 0		HOME		0- 0	1- 0	0- 1		
4- 0	0- 0	3- 0		AWAY		1- 0	0- 0	0- 0		
0- 0	0- 0	0- 0		NEUTRAL		0- 0	0- 0	0- 0		

RPI	S	Opponent	Score	RPI	S	Opponent	Score	RPI	S	Opponent	Score	RPI	S	Opponent	Score
8	H	Baylor	57 66	29	A	Texas	65 63	55	A	Iowa St.	77 74	102	H	Kansas	73 59
17	A	Texas A&M	68 70	38	H	West Virginia	73 60	72	H	Ohio	79 72	112	H	Boise St.	77 65
				45	A	Oklahoma St.	72 68					131	H	Auburn	80 65
				47	A	Oklahoma	82 63					133	H	Robert Morris	66 61
				50	A	Middle Tenn.	70 82					136	H	Cornell	59 49
												154	H	Texas Tech	76 80
												211	A	SMU	57 56
												288	A	Army West Point	66 52
												290	H	Texas St.	79 52
												294	H	Nicholls St.	72 47
LAST 10 Division I															
45	A	Oklahoma St.	72 68	102	H	Kansas	73 59								
38	H	West Virginia	73 60	154	H	Texas Tech	76 80								
8	H	Baylor	57 66	29	A	Texas	65 63								
47	A	Oklahoma	82 63	50	A	Middle Tenn.	70 82								
55	A	Iowa St.	77 74	290	H	Texas St.	79 52								

Non-Div I Games:

TCU

■ Loss, 
 ■ Non-Conf, S Site, 
 ■ Home 
 ■ Away 
 N Neutral

Average RPI Win:	148	WON-LOST	WINNING	LAST 10	STRENGTH OF	OPP. STRENGTH	TEAM	ADJ.	CONF.	ADJ CONF.
Average RPI Loss:	76	RECORD	PCT. RANK	GAMES	SCHEDULE	OF SCHEDULE	RPI	RPI	RPI	RPI
DIV. I ONLY	13- 8	107	7-3	26	77	51	51	9	9	
DIV. I NON-CONF.	8- 5	117	2-1	21	83	58	58	9	9	
TOTALS	RPI 1-25	RPI 26-50	W-L RECORDS	RPI 51-100	RPI 101-150	RPI 150+				
13- 8	0- 2	0- 2	OVERALL	4- 2	2- 0	7- 2				
8- 3	0- 2	0- 1	HOME	3- 0	2- 0	3- 0				
5- 3	0- 0	0- 0	AWAY	1- 1	0- 0	4- 2				
0- 2	0- 0	0- 1	NEUTRAL	0- 1	0- 0	0- 0				
8- 5	0- 1	0- 2	NON-CONFERENCE	2- 1	2- 0	4- 1				
5- 2	0- 1	0- 1	HOME	1- 0	2- 0	2- 0				
3- 1	0- 0	0- 0	AWAY	1- 0	0- 0	2- 1				
0- 2	0- 0	0- 1	NEUTRAL	0- 1	0- 0	0- 0				
5- 3	0- 1	0- 0	CONFERENCE	2- 1	0- 0	3- 1				
3- 1	0- 1	0- 0	HOME	2- 0	0- 0	1- 0				
2- 2	0- 0	0- 0	AWAY	0- 1	0- 0	2- 1				
0- 0	0- 0	0- 0	NEUTRAL	0- 0	0- 0	0- 0				

RPI 1-25				RPI 26-50				RPI 51-100				RPI 101+			
RPI	S	Opponent	Score	RPI	S	Opponent	Score	RPI	S	Opponent	Score	RPI	S	Opponent	Score
2	H	South Carolina	71 78	31	H	FGCU	67 93	59	H	UCF	67 65	109	H	Duquesne	85 72
9	H	UConn	54 83	36	N	Creighton	59 69	60	N	North Carolina	58 71	114	H	Penn	76 72
								66	A	Bucknell	72 61	164	A	Houston	61 58
								74	H	South Fla.	69 66	171	A	Wichita St.	70 72
								89	H	Villanova	74 69	174	A	Towson	74 59
								98	A	Cincinnati	81 86	198	A	La Salle	72 69
												199	A	Saint Joseph's	63 67
												205	H	Fairfield	77 59
												211	H	SMU	85 62
												224	A	Tulsa	74 65
												233	H	Xavier	78 65
LAST 10 Division I															
				59	H	UCF	67 65	211	H	SMU	85 62				
				98	A	Cincinnati	81 86	164	A	Houston	61 58				
				114	H	Penn	76 72	224	A	Tulsa	74 65				
				171	A	Wichita St.	70 72	198	A	La Salle	72 69				
				74	H	South Fla.	69 66	31	H	FGCU	67 93				

Non-Div I Games:

Temple

Loss, Non-Conf, S Site, H Home A Away N Neutral

## Tennessee

Through Games Of Jan. 30, 2020

Average RPI Win:	196	WON-LOST	WINNING	LAST 10	STRENGTH OF	OPP. STRENGTH	TEAM	ADJ.	CONF.	ADJ CONF.
Average RPI Loss:	16	RECORD	PCT. RANK	GAMES	SCHEDULE	OF SCHEDULE	RPI	RPI	RPI	RPI
DIV. I ONLY	17- 4	29	8-2	173	56	49	49	4	4	
DIV. I NON-CONF.	10- 3	58	1-1	262	140	105	105	5	5	
TOTALS	RPI 1-25	RPI 26-50	W-L RECORDS	RPI 51-100	RPI 101-150	RPI 150+				
17- 4	1- 3	0- 1	OVERALL	3- 0	3- 0	10- 0				
11- 1	1- 0	0- 1	HOME	2- 0	1- 0	7- 0				
6- 3	0- 3	0- 0	AWAY	1- 0	2- 0	3- 0				
0- 0	0- 0	0- 0	NEUTRAL	0- 0	0- 0	0- 0				
10- 3	0- 2	0- 1	NON-CONFERENCE	0- 0	1- 0	9- 0				
7- 1	0- 0	0- 1	HOME	0- 0	0- 0	7- 0				
3- 2	0- 2	0- 0	AWAY	0- 0	1- 0	2- 0				
0- 0	0- 0	0- 0	NEUTRAL	0- 0	0- 0	0- 0				
7- 1	1- 1	0- 0	CONFERENCE	3- 0	2- 0	1- 0				
4- 0	1- 0	0- 0	HOME	2- 0	1- 0	0- 0				
3- 1	0- 1	0- 0	AWAY	1- 0	1- 0	1- 0				
0- 0	0- 0	0- 0	NEUTRAL	0- 0	0- 0	0- 0				

RPI 1-25				RPI 26-50				Team's RPI: 49				RPI 51-100				RPI 101+			
RPI	S	Opponent	Score	RPI	S	Opponent	Score	RPI	S	Opponent	Score	RPI	S	Opponent	Score	RPI	S	Opponent	Score
4	A	Stanford	51 78	29	H	Texas	60 66	67	H	Alabama	65 63	123	A	Notre Dame	74 63				
9	A	UConn	45 60					71	H	Georgia	73 56	145	A	Florida	78 50				
22	A	Kentucky	76 80					94	A	Vanderbilt	78 69	148	H	Missouri	77 66				
24	H	LSU	63 58									193	A	Portland St.	88 61				
												219	H	Central Ark.	63 36				
												239	H	Howard	88 38				
												243	A	ETSU	72 68				
												256	H	Stetson	73 46				
												269	A	Ole Miss	84 28				
												270	H	Colorado St.	79 41				
												308	H	Air Force	81 54				
												316	H	Ark.-Pine Bluff	92 51				
												343	H	Tennessee St.	73 43				
LAST 10 Division I																			
94	A	Vanderbilt	78 69	71	H	Georgia	73 56												
24	H	LSU	63 58	269	A	Ole Miss	84 28												
9	A	UConn	45 60	22	A	Kentucky	76 80												
67	H	Alabama	65 63	148	H	Missouri	77 66												
145	A	Florida	78 50	239	H	Howard	88 38												

Non-Div I Games:

Tennessee

■ Loss, 
■ Non-Conf, 
■ S Site, 
■ H Home 
■ A Away 
N Neutral

Average RPI Win: 0		WON-LOST	WINNING	LAST 10	STRENGTH OF	OPP. STRENGTH	TEAM	ADJ.	CONF.	ADJ CONF.
Average RPI Loss: 199		RECORD	PCT. RANK	GAMES	SCHEDULE	OF SCHEDULE	RPI	RPI	RPI	RPI
DIV. I ONLY		0- 17	349	0-10	194	322	343	343	20	20
DIV. I NON-CONF.		0- 8	338	0-1	86	307	319	319	24	24
TOTALS		RPI 1-25	RPI 26-50	W-L RECORDS	RPI 51-100	RPI 101-150	RPI 150+			
0- 17	0- 0		0- 2	OVERALL	0- 2	0- 1	0- 12			
0- 9	0- 0		0- 0	HOME	0- 1	0- 0	0- 8			
0- 8	0- 0		0- 2	AWAY	0- 1	0- 1	0- 4			
0- 0	0- 0		0- 0	NEUTRAL	0- 0	0- 0	0- 0			
0- 8	0- 0		0- 2	NON-CONFERENCE	0- 1	0- 0	0- 5			
0- 5	0- 0		0- 0	HOME	0- 1	0- 0	0- 4			
0- 3	0- 0		0- 2	AWAY	0- 0	0- 0	0- 1			
0- 0	0- 0		0- 0	NEUTRAL	0- 0	0- 0	0- 0			
0- 9	0- 0		0- 0	CONFERENCE	0- 1	0- 1	0- 7			
0- 4	0- 0		0- 0	HOME	0- 0	0- 0	0- 4			
0- 5	0- 0		0- 0	AWAY	0- 1	0- 1	0- 3			
0- 0	0- 0		0- 0	NEUTRAL	0- 0	0- 0	0- 0			

RPI 1-25				RPI 26-50				RPI 51-100				RPI 101+				Team's RPI: 343	
RPI	S	Opponent	Score	RPI	S	Opponent	Score	RPI	S	Opponent	Score	RPI	S	Opponent	Score		
				32	A	Arizona	42 77	73	A	UT Martin	71 88	146	A	Southeast Mo. St.	54 83		
				49	A	Tennessee	43 73	94	H	Vanderbilt	55 106	166	H	Columbia	65 75		
												170	H	North Ala.	63 88		
												176	A	Austin Peay	58 76		
												207	A	Murray St.	62 100		
												249	H	Eastern Ill.	52 73		
												253	H	Morehead St.	47 84		
												262	A	South Alabama	48 70		
												263	H	Lipscomb	64 74		
												280	H	Eastern Ky.	55 61		
												313	A	Jacksonville St.	48 70		
												320	H	Alcorn	57 62		
												322	H	SIUE	63 76		
EAST 10 Division I																	
				313	A	Jacksonville St.	48 70	146	A	Southeast Mo. St.	54 83						
				207	A	Murray St.	62 100	73	A	UT Martin	71 88						
				176	A	Austin Peay	58 76	322	H	SIUE	63 76						
				280	H	Eastern Ky.	55 61	249	H	Eastern Ill.	52 73						
				253	H	Morehead St.	47 84	166	H	Columbia	65 75						

Non-Div I Games:	Wilberforce	83	65	Fisk	91	50
------------------	-------------	----	----	------	----	----

Tennessee St.

Loss, Non-Conf, S Site, H Home A Away N Neutral

## Tennessee Tech

Through Games Of Jan. 30, 2020

Average RPI Win:	265	WON-LOST	WINNING	LAST 10	STRENGTH OF	OPP. STRENGTH	TEAM	ADJ.	CONF.	ADJ CONF.
Average RPI Loss:	98	RECORD	PCT. RANK	GAMES	SCHEDULE	OF SCHEDULE	RPI	RPI	RPI	RPI
DIV. I ONLY	13- 5	47	9-1	335	163	155	155	20	20	
DIV. I NON-CONF.	5- 4	140	1-0	343	86	237	237	24	24	
TOTALS	RPI 1-25	RPI 26-50	W-L RECORDS	RPI 51-100	RPI 101-150	RPI 150+				
13- 5	0- 0	0- 1	OVERALL	0- 3	0- 0	13- 1				
6- 1	0- 0	0- 0	HOME	0- 1	0- 0	6- 0				
6- 3	0- 0	0- 1	AWAY	0- 2	0- 0	6- 0				
1- 1	0- 0	0- 0	NEUTRAL	0- 0	0- 0	1- 1				
5- 4	0- 0	0- 1	NON-CONFERENCE	0- 2	0- 0	5- 1				
2- 0	0- 0	0- 0	HOME	0- 0	0- 0	2- 0				
2- 3	0- 0	0- 1	AWAY	0- 2	0- 0	2- 0				
1- 1	0- 0	0- 0	NEUTRAL	0- 0	0- 0	1- 1				
8- 1	0- 0	0- 0	CONFERENCE	0- 1	0- 0	8- 0				
4- 1	0- 0	0- 0	HOME	0- 1	0- 0	4- 0				
4- 0	0- 0	0- 0	AWAY	0- 0	0- 0	4- 0				
0- 0	0- 0	0- 0	NEUTRAL	0- 0	0- 0	0- 0				

RPI 1-25				RPI 26-50				RPI 51-100				RPI 101+				Team's RPI: 155	
RPI	S	Opponent	Score	RPI	S	Opponent	Score	RPI	S	Opponent	Score	RPI	S	Opponent	Score		
				50	A	Middle Tenn.	58 64	54	H	Belmont	47 59	167	A	Samford	72 57		
								88	A	Southern Ill.	65 76	176	H	Austin Peay	58 49		
								94	A	Vanderbilt	61 75	204	N	Northern Ill.	74 82		
												207	H	Murray St.	77 72		
												249	A	Eastern Ill.	75 62		
												253	A	Morehead St.	75 55		
												253	H	Morehead St.	82 75		
												263	H	Lipscomb	78 58		
												280	A	Eastern Ky.	60 42		
												280	H	Eastern Ky.	87 82		
												315	N	Detroit Mercy	69 47		
												322	A	SIUE	65 50		
												335	A	Western Caro.	62 58		
												346	H	La.-Monroe	75 68		
LAST 10 Division I																	
				54	H	Belmont	47 59	207	H	Murray St.	77 72						
				280	H	Eastern Ky.	87 82	176	H	Austin Peay	58 49						
				253	H	Morehead St.	82 75	253	A	Morehead St.	75 55						
				249	A	Eastern Ill.	75 62	280	A	Eastern Ky.	60 42						
				322	A	SIUE	65 50	263	H	Lipscomb	78 58						

Non-Div I Games: Tenn. Wesleyan 94 45 Cumberland (TN) 88 51

Tennessee Tech

Loss, Non-Conf, S Site, H Home A Away N Neutral

Average RPI Win:	151	WON-LOST	WINNING	LAST 10	STRENGTH OF	OPP. STRENGTH	TEAM	ADJ.	CONF.	ADJ CONF.
Average RPI Loss:	62	RECORD	PCT. RANK	GAMES	SCHEDULE	OF SCHEDULE	RPI	RPI	RPI	RPI
DIV. I ONLY	14- 6	59	8-2	27	74	29	29	3	3	
DIV. I NON-CONF.	8- 4	90	2-0	69	180	72	72	4	4	
TOTALS	RPI 1-25	RPI 26-50	W-L RECORDS	RPI 51-100	RPI 101-150	RPI 150+				
14- 6	1- 2	3- 2	OVERALL	2- 1	2- 0	6- 1				
8- 2	1- 1	0- 1	HOME	1- 0	1- 0	5- 0				
5- 3	0- 0	3- 1	AWAY	1- 1	1- 0	0- 1				
1- 1	0- 1	0- 0	NEUTRAL	0- 0	0- 0	1- 0				
8- 4	1- 1	1- 1	NON-CONFERENCE	1- 1	0- 0	5- 1				
6- 1	1- 0	0- 1	HOME	1- 0	0- 0	4- 0				
1- 2	0- 0	1- 0	AWAY	0- 1	0- 0	0- 1				
1- 1	0- 1	0- 0	NEUTRAL	0- 0	0- 0	1- 0				
6- 2	0- 1	2- 1	CONFERENCE	1- 0	2- 0	1- 0				
2- 1	0- 1	0- 0	HOME	0- 0	1- 0	1- 0				
4- 1	0- 0	2- 1	AWAY	1- 0	1- 0	0- 0				
0- 0	0- 0	0- 0	NEUTRAL	0- 0	0- 0	0- 0				

RPI 1-25				RPI 26-50				Team's RPI: 29	RPI 51-100				RPI 101+			
RPI	S	Opponent	Score	RPI	S	Opponent	Score		RPI	S	Opponent	Score	RPI	S	Opponent	Score
4	H	Stanford	69 64	32	H	Arizona	58 83		55	A	Iowa St.	81 75	102	H	Kansas	85 77
18	N	NC State	73 84	38	A	West Virginia	63 68		72	H	Ohio	73 60	149	A	Kansas St.	71 63
21	H	TCU	63 65	45	A	Oklahoma St.	61 56		74	A	South Fla.	57 64	154	H	Texas Tech	92 66
				47	A	Oklahoma	70 53						190	A	Hawaii	60 73
				49	A	Tennessee	66 60						237	N	North Texas	63 57
LAST 10 Division I																
				47	A	Oklahoma	70 53		38	A	West Virginia	63 68				
				45	A	Oklahoma St.	61 56		55	A	Iowa St.	81 75				
				102	H	Kansas	85 77		21	H	TCU	63 65				
				149	A	Kansas St.	71 63		339	H	Northwestern St.	91 49				
				154	H	Texas Tech	92 66		4	H	Stanford	69 64				

Non-Div I Games:

Texas

■ Loss, 
 ■ Non-Conf, 
 ■ S Site, 
 ■ H Home 
 ■ A Away 
 N Neutral



Average RPI Win:	123	WON-LOST	WINNING	LAST 10	STRENGTH OF	OPP. STRENGTH	TEAM	ADJ.	CONF.	ADJ CONF.
Average RPI Loss:	23	RECORD	PCT. RANK	GAMES	SCHEDULE	OF SCHEDULE	RPI	RPI	RPI	RPI
DIV. I ONLY	18- 3	18	8-2	31	15	17	17	4	4	
DIV. I NON-CONF.	12- 1	9	2-0	47	22	8	8	5	5	
TOTALS	RPI 1-25	RPI 26-50	W-L RECORDS	RPI 51-100	RPI 101-150	RPI 150+				
18- 3	1- 3	3- 0	OVERALL	4- 0	5- 0	5- 0				
12- 1	1- 1	2- 0	HOME	1- 0	3- 0	5- 0				
4- 1	0- 1	1- 0	AWAY	2- 0	1- 0	0- 0				
2- 1	0- 1	0- 0	NEUTRAL	1- 0	1- 0	0- 0				
12- 1	1- 1	2- 0	NON-CONFERENCE	2- 0	3- 0	4- 0				
8- 0	1- 0	2- 0	HOME	0- 0	1- 0	4- 0				
2- 0	0- 0	0- 0	AWAY	1- 0	1- 0	0- 0				
2- 1	0- 1	0- 0	NEUTRAL	1- 0	1- 0	0- 0				
6- 2	0- 2	1- 0	CONFERENCE	2- 0	2- 0	1- 0				
4- 1	0- 1	0- 0	HOME	1- 0	2- 0	1- 0				
2- 1	0- 1	1- 0	AWAY	1- 0	0- 0	0- 0				
0- 0	0- 0	0- 0	NEUTRAL	0- 0	0- 0	0- 0				

RPI	S	Opponent	Score	RPI	S	Opponent	Score	RPI	S	Opponent	Score	RPI	S	Opponent	Score
21	H	TCU	70 68	37	H	Duke	79 58	62	N	Georgia Tech	60 48	103	A	Rice	62 61
22	A	Kentucky	54 76	41	A	Arkansas	84 77	67	A	Alabama	79 74	116	N	Montana St.	78 67
23	N	Florida St.	58 80	45	H	Oklahoma St.	74 62	71	H	Georgia	64 63	126	H	A&M-Corpus Christi	85 48
24	H	LSU	54 57					81	A	Southern California	74 64	145	H	Florida	69 42
												148	H	Missouri	72 53
												164	H	Houston	72 43
												201	H	Little Rock	78 35
												219	H	Central Ark.	76 46
												269	H	Ole Miss	79 35
												305	H	Prairie View	80 38
LAST 10 Division I															
71	H	Georgia	64 63	24	H	LSU	54 57	269	H	Ole Miss	79 35	41	A	Arkansas	84 77
148	H	Missouri	72 53	67	A	Alabama	79 74	126	H	A&M-Corpus Christi	85 48	116	N	Montana St.	78 67
69	H	Florida	69 42	22	A	Kentucky	54 76								

Non-Div I Games:

Texas A&amp;M

Average RPI Win:	246	WON-LOST	WINNING	LAST 10	STRENGTH OF	OPP. STRENGTH	TEAM	ADJ.	CONF.	ADJ CONF.
Average RPI Loss:	71	RECORD	PCT. RANK	GAMES	SCHEDULE	OF SCHEDULE	RPI	RPI	RPI	RPI
DIV. I ONLY	11- 7	110	8-2	198	169	110	110	32	32	
DIV. I NON-CONF.	5- 6	187	2-1	14	28	47	47	30	30	
TOTALS	RPI 1-25	RPI 26-50	W-L RECORDS	RPI 51-100	RPI 101-150	RPI 150+				
11- 7	0- 2	0- 1	OVERALL	1- 2	2- 1	8- 1				
6- 0	0- 0	0- 0	HOME	0- 0	1- 0	5- 0				
5- 5	0- 2	0- 1	AWAY	1- 1	1- 0	3- 1				
0- 2	0- 0	0- 0	NEUTRAL	0- 1	0- 1	0- 0				
5- 6	0- 2	0- 1	NON-CONFERENCE	1- 2	2- 1	2- 0				
1- 0	0- 0	0- 0	HOME	0- 0	1- 0	0- 0				
4- 4	0- 2	0- 1	AWAY	1- 1	1- 0	2- 0				
0- 2	0- 0	0- 0	NEUTRAL	0- 1	0- 1	0- 0				
6- 1	0- 0	0- 0	CONFERENCE	0- 0	0- 0	6- 1				
5- 0	0- 0	0- 0	HOME	0- 0	0- 0	5- 0				
1- 1	0- 0	0- 0	AWAY	0- 0	0- 0	1- 1				
0- 0	0- 0	0- 0	NEUTRAL	0- 0	0- 0	0- 0				

RPI 1-25				RPI 26-50				RPI 51-100				RPI 101+ Team's RPI: 110			
RPI	S	Opponent	Score	RPI	S	Opponent	Score	RPI	S	Opponent	Score	RPI	S	Opponent	Score
1	A	Oregon	63 99	48	A	Colorado	50 74	55	A	Iowa St.	59 79	103	H	Rice	63 56
10	A	Gonzaga	45 80					97	N	Utah	52 61	120	A	Tulane	72 62
								99	A	UT Arlington	74 63	127	N	UAB	68 84
												158	A	Jackson St.	79 81
												190	A	Hawaii	74 57
												245	H	Southern U.	61 56
												305	H	Prairie View	88 65
												316	H	Ark.-Pine Bluff	78 77
												317	A	UTRGV	71 44
												320	H	Alcorn	105 70
												337	A	Grambling	89 85
												351	H	Mississippi Val.	88 58
LAST 10 Division I															
316	H	Ark.-Pine Bluff	78 77	320	H	Alcorn	105 70								
351	H	Mississippi Val.	88 58	245	H	Southern U.	61 56								
337	A	Grambling	89 85	99	A	UT Arlington	74 63								
158	A	Jackson St.	79 81	127	N	UAB	68 84								
305	H	Prairie View	88 65	120	A	Tulane	72 62								

Non-Div I Games:

Texas Southern

Average RPI Win:	212	WON-LOST	WINNING	LAST 10	STRENGTH OF	OPP. STRENGTH	TEAM	ADJ.	CONF.	ADJ CONF.
Average RPI Loss:	187	RECORD	PCT. RANK	GAMES	SCHEDULE	OF SCHEDULE	RPI	RPI	RPI	RPI
DIV. I ONLY	5- 12	278	1-9	197	290	290	290	22	22	
DIV. I NON-CONF.	5- 4	140	1-1	180	276	129	129	21	21	
TOTALS	RPI 1-25	RPI 26-50	W-L RECORDS	RPI 51-100	RPI 101-150	RPI 150+				
5- 12	0- 1	0- 0	OVERALL	0- 1	1- 3	4- 7				
4- 4	0- 0	0- 0	HOME	0- 0	1- 1	3- 3				
1- 8	0- 1	0- 0	AWAY	0- 1	0- 2	1- 4				
0- 0	0- 0	0- 0	NEUTRAL	0- 0	0- 0	0- 0				
5- 4	0- 1	0- 0	NON-CONFERENCE	0- 0	1- 1	4- 2				
4- 0	0- 0	0- 0	HOME	0- 0	1- 0	3- 0				
1- 4	0- 1	0- 0	AWAY	0- 0	0- 1	1- 2				
0- 0	0- 0	0- 0	NEUTRAL	0- 0	0- 0	0- 0				
0- 8	0- 0	0- 0	CONFERENCE	0- 1	0- 2	0- 5				
0- 4	0- 0	0- 0	HOME	0- 0	0- 1	0- 3				
0- 4	0- 0	0- 0	AWAY	0- 1	0- 1	0- 2				
0- 0	0- 0	0- 0	NEUTRAL	0- 0	0- 0	0- 0				

RPI 1-25				RPI 26-50				RPI 51-100				RPI 101+ Team's RPI: 290			
RPI	S	Opponent	Score	RPI	S	Opponent	Score	RPI	S	Opponent	Score	RPI	S	Opponent	Score
21	A	TCU	52 79					64	A	Troy	50 84	102	A	Kansas	48 68
												119	A	Coastal Caro.	67 75
												126	H	A&M-Corpus Christi	57 48
												134	H	Louisiana	67 73
												152	H	New Orleans	51 49
												157	A	Dartmouth	61 51
												201	H	Little Rock	66 78
												210	H	Arkansas St.	53 56
												240	A	Oral Roberts	57 63
												262	A	South Alabama	76 78
												265	A	Morgan St.	62 72
												279	A	Appalachian St.	65 73
												303	H	UTSA	74 69
												320	H	Alcorn	67 59
												346	H	La.-Monroe	55 58
LAST 10 Division I															
262	A	South Alabama	76 78	119	A	Coastal Caro.	67 75								
64	A	Troy	50 84	210	H	Arkansas St.	53 56								
134	H	Louisiana	67 73	201	H	Little Rock	66 78								
346	H	La.-Monroe	55 58	320	H	Alcorn	67 59								
279	A	Appalachian St.	65 73	21	A	TCU	52 79								

Non-Div I Games: Texas Lutheran 72 31 Tex. Permian Basin 83 45

Texas St.

■ Loss, 
 ■ Non-Conf, 
 ■ S Site, 
 ■ Home 
 ■ Away 
 N Neutral

Average RPI Win:	247	WON-LOST	WINNING	LAST 10	STRENGTH OF	OPP. STRENGTH	TEAM	ADJ.	CONF.	ADJ CONF.
Average RPI Loss:	69	RECORD	PCT. RANK	GAMES	SCHEDULE	OF SCHEDULE	RPI	RPI	RPI	RPI
DIV. I ONLY	13- 5	47	5-5	297	141	154	154	3	3	
DIV. I NON-CONF.	11- 0	1	3-0	350	340	170	170	4	4	
TOTALS	RPI 1-25	RPI 26-50	W-L RECORDS	RPI 51-100	RPI 101-150	RPI 150+				
13- 5	1- 1	1- 1	OVERALL	0- 1	1- 2	10- 0				
10- 2	0- 0	1- 0	HOME	0- 1	0- 1	9- 0				
2- 3	1- 1	0- 1	AWAY	0- 0	1- 1	0- 0				
1- 0	0- 0	0- 0	NEUTRAL	0- 0	0- 0	1- 0				
11- 0	0- 0	0- 0	NON-CONFERENCE	0- 0	1- 0	10- 0				
9- 0	0- 0	0- 0	HOME	0- 0	0- 0	9- 0				
1- 0	0- 0	0- 0	AWAY	0- 0	1- 0	0- 0				
1- 0	0- 0	0- 0	NEUTRAL	0- 0	0- 0	1- 0				
2- 5	1- 1	1- 1	CONFERENCE	0- 1	0- 2	0- 0				
1- 2	0- 0	1- 0	HOME	0- 1	0- 1	0- 0				
1- 3	1- 1	0- 1	AWAY	0- 0	0- 1	0- 0				
0- 0	0- 0	0- 0	NEUTRAL	0- 0	0- 0	0- 0				

RPI 1-25				RPI 26-50				RPI 51-100				RPI 101+ Team's RPI: 154			
RPI	S	Opponent	Score	RPI	S	Opponent	Score	RPI	S	Opponent	Score	RPI	S	Opponent	Score
8	A	Baylor	79 87	29	A	Texas	66 92	55	H	Iowa St.	66 96	102	A	Kansas	50 67
21	A	TCU	80 76	47	H	Oklahoma	89 84					129	A	San Diego	64 60
												149	H	Kansas St.	72 76
												159	H	Sam Houston St.	99 57
												269	H	Ole Miss	84 48
												303	H	UTSA	115 58
												305	H	Prairie View	82 48
												314	H	Houston Baptist	59 51
												316	H	Ark.-Pine Bluff	81 55
												318	N	Purdue Fort Wayne	82 48
												339	H	Northwestern St.	79 49
												346	H	La.-Monroe	83 38
												350	H	Florida A&M	98 60
LAST 10 Division I															
8	A	Baylor	79 87	21	A	TCU	80 76								
47	H	Oklahoma	89 84	55	H	Iowa St.	66 96								
102	A	Kansas	50 67	303	H	UTSA	115 58								
29	A	Texas	66 92	346	H	La.-Monroe	83 38								
149	H	Kansas St.	72 76	316	H	Ark.-Pine Bluff	81 55								

Non-Div I Games:

Texas Tech

■ Loss, 
 ■ Non-Conf, S Site, 
 ■ Home 
 ■ Away 
 N Neutral

Average RPI Win:	204	WON-LOST	WINNING	LAST 10	STRENGTH OF	OPP. STRENGTH	TEAM	ADJ.	CONF.	ADJ CONF.
Average RPI Loss:	116	RECORD	PCT. RANK	GAMES	SCHEDULE	OF SCHEDULE	RPI	RPI	RPI	RPI
DIV. I ONLY	9- 9	174	6-4	169	125	178	178	10	10	
DIV. I NON-CONF.	5- 6	187	2-1	227	194	217	217	10	10	
TOTALS	RPI 1-25	RPI 26-50	W-L RECORDS	RPI 51-100	RPI 101-150	RPI 150+				
9- 9	0- 1	0- 0	OVERALL	2- 2	1- 3	6- 3				
5- 4	0- 0	0- 0	HOME	2- 1	0- 0	3- 3				
3- 4	0- 1	0- 0	AWAY	0- 0	0- 3	3- 0				
1- 1	0- 0	0- 0	NEUTRAL	0- 1	1- 0	0- 0				
5- 6	0- 0	0- 0	NON-CONFERENCE	1- 2	1- 2	3- 2				
2- 3	0- 0	0- 0	HOME	1- 1	0- 0	1- 2				
2- 2	0- 0	0- 0	AWAY	0- 0	0- 2	2- 0				
1- 1	0- 0	0- 0	NEUTRAL	0- 1	1- 0	0- 0				
4- 3	0- 1	0- 0	CONFERENCE	1- 0	0- 1	3- 1				
3- 1	0- 0	0- 0	HOME	1- 0	0- 0	2- 1				
1- 2	0- 1	0- 0	AWAY	0- 0	0- 1	1- 0				
0- 0	0- 0	0- 0	NEUTRAL	0- 0	0- 0	0- 0				

RPI S	Opponent	Score	RPI S	Opponent	Score	RPI S	Opponent	Score	RPI S	Opponent	Score	Team's RPI: 178
19	A Central Mich.	66 73				54	H Belmont	53 48	109	A Duquesne	74 79	
						64	N Troy	64 71	117	N Pacific	66 65	
						77	H Buffalo	71 59	123	A Notre Dame	51 54	
						84	H Dayton	42 60	144	A Western Mich.	72 84	
									162	H Eastern Mich.	62 77	
									163	H Valparaiso	54 61	
									180	H Memphis	76 83	
									200	H Bowling Green	79 72	
									202	H Akron	65 61	
									204	A Northern Ill.	63 51	
									315	A Detroit Mercy	82 64	
									330	A Georgia St.	74 48	
									338	H Canisius	83 65	
LAST 10 Division I												
162	H Eastern Mich.	62 77	77	H Buffalo	71 59							
19	A Central Mich.	66 73	144	A Western Mich.	72 84							
200	H Bowling Green	79 72	338	H Canisius	83 65							
202	H Akron	65 61	117	N Pacific	66 65							
204	A Northern Ill.	63 51	64	N Troy	64 71							

Non-Div I Games:

Toledo

■ Loss, 
■ Non-Conf, 
■ S Site, 
■ H Home 
■ A Away 
N Neutral

Average RPI Win:	209	WON-LOST	WINNING	LAST 10	STRENGTH OF	OPP. STRENGTH	TEAM	ADJ.	CONF.	ADJ CONF.
Average RPI Loss:	121	RECORD	PCT. RANK	GAMES	SCHEDULE	OF SCHEDULE	RPI	RPI	RPI	RPI
DIV. I ONLY	9- 8	158	6-4	166	100	174	174	14	14	
DIV. I NON-CONF.	4- 6	212	1-2	175	39	223	223	13	13	
TOTALS	RPI 1-25	RPI 26-50	W-L RECORDS	RPI 51-100	RPI 101-150	RPI 150+				
9- 8	0- 1	1- 1	OVERALL	0- 1	1- 1	7- 4				
6- 4	0- 0	1- 0	HOME	0- 1	1- 0	4- 3				
2- 3	0- 0	0- 1	AWAY	0- 0	0- 1	2- 1				
1- 1	0- 1	0- 0	NEUTRAL	0- 0	0- 0	1- 0				
4- 6	0- 1	0- 1	NON-CONFERENCE	0- 1	0- 1	4- 2				
3- 2	0- 0	0- 0	HOME	0- 1	0- 0	3- 1				
0- 3	0- 0	0- 1	AWAY	0- 0	0- 1	0- 1				
1- 1	0- 1	0- 0	NEUTRAL	0- 0	0- 0	1- 0				
5- 2	0- 0	1- 0	CONFERENCE	0- 0	1- 0	3- 2				
3- 2	0- 0	1- 0	HOME	0- 0	1- 0	1- 2				
2- 0	0- 0	0- 0	AWAY	0- 0	0- 0	2- 0				
0- 0	0- 0	0- 0	NEUTRAL	0- 0	0- 0	0- 0				

RPI	S	Opponent	Score	RPI	S	Opponent	Score	RPI	S	Opponent	Score	RPI	S	Opponent	Score	Team's RPI: 174
7	N	Iowa	72 100	39	A	Rutgers	53 67	51	H	Temple	59 74	129	A	San Diego	67 81	
				44	H	James Madison	76 75					135	H	Northeastern	81 68	
												151	H	Elon	61 74	
												153	H	William & Mary	75 83	
												173	H	American	63 60	
												187	H	Penn St.	67 73	
												221	N	Iona	75 58	
												241	H	Mt. St. Mary's	73 57	
												244	A	Col. of Charleston	79 62	
												250	A	UNCW	62 41	
												254	A	San Diego St.	72 80	
												267	H	Marshall	59 56	
												302	H	Hofstra	84 71	
LAST 10 Division I																
302	H	Hofstra	84 71	153	H	William & Mary	75 83									
135	H	Northeastern	81 68	151	H	Elon	61 74									
250	A	UNCW	62 41	267	H	Marshall	59 56									
244	A	Col. of Charleston	79 62	39	A	Rutgers	53 67									
44	H	James Madison	76 75	51	H	Temple	59 74									

Non-Div I Games: Chestnut Hill 86 49

Towson

Loss, Non-Conf, S Site, H Home A Away N Neutral

Average RPI Win: <b>224</b>	WON-LOST	WINNING	LAST 10	STRENGTH OF	OPP. STRENGTH	TEAM	ADJ.	CONF.	ADJ CONF.
Average RPI Loss: <b>62</b>	RECORD	PCT. RANK	GAMES	SCHEDULE	OF SCHEDULE	RPI	RPI	RPI	RPI
DIV. I ONLY	<b>14- 3</b>	<b>26</b>	<b>9-1</b>	<b>205</b>	<b>204</b>	<b>64</b>	<b>64</b>	<b>22</b>	<b>22</b>
DIV. I NON-CONF.	<b>7- 2</b>	<b>54</b>	<b>2-0</b>	<b>139</b>	<b>108</b>	<b>37</b>	<b>37</b>	<b>21</b>	<b>21</b>

TOTALS	RPI 1-25	RPI 26-50	W-L RECORDS	RPI 51-100	RPI 101-150	RPI 150+
14- 3	0- 1	0- 1	OVERALL	1- 0	3- 1	10- 0
6- 1	0- 0	0- 0	HOME	1- 0	1- 1	4- 0
6- 2	0- 1	0- 1	AWAY	0- 0	1- 0	5- 0
2- 0	0- 0	0- 0	NEUTRAL	0- 0	1- 0	1- 0
7- 2	0- 1	0- 1	NON-CONFERENCE	0- 0	2- 0	5- 0
2- 0	0- 0	0- 0	HOME	0- 0	0- 0	2- 0
3- 2	0- 1	0- 1	AWAY	0- 0	1- 0	2- 0
2- 0	0- 0	0- 0	NEUTRAL	0- 0	1- 0	1- 0
7- 1	0- 0	0- 0	CONFERENCE	1- 0	1- 1	5- 0
4- 1	0- 0	0- 0	HOME	1- 0	1- 1	2- 0
3- 0	0- 0	0- 0	AWAY	0- 0	0- 0	3- 0
0- 0	0- 0	0- 0	NEUTRAL	0- 0	0- 0	0- 0

RPI 1-25			
RPI	S	Opponent	Score
15	A	Mississippi St.	82 122
RPI 26-50			
RPI	S	Opponent	Score
37	A	Duke	85 99
RPI 51-100			
RPI	S	Opponent	Score
99	H	UT Arlington	85 69
Team's RPI: 64			
RPI 101+			
RPI	S	Opponent	Score
106	N	Kent St.	71 64
119	H	Coastal Caro.	84 77
134	H	Louisiana	73 79
150	A	Bethune-Cookman	68 62
167	A	Samford	74 65
178	N	Toledo	71 64
231	A	Chattanooga	90 51
243	H	ETSU	79 61
279	H	Appalachian St.	84 55
285	A	Ga. Southern	79 69
290	H	Texas St.	84 50
313	H	Jacksonville St.	94 64
330	A	Georgia St.	71 57
346	A	La.-Monroe	72 65

Non-Div I Games:	AUM	72	42	Fort Valley St.	101	52
------------------	-----	----	----	-----------------	-----	----

Troy

Loss, Non-Conf, S Site, H Home A Away N Neutral

Tulane

Through Games Of Jan. 30, 2020

Average RPI Win:	177	WON-LOST	WINNING	LAST 10	STRENGTH OF	OPP. STRENGTH	TEAM	ADJ.	CONF.	ADJ CONF.
Average RPI Loss:	85	RECORD	PCT. RANK	GAMES	SCHEDULE	OF SCHEDULE	RPI	RPI	RPI	RPI
DIV. I ONLY	12- 9	134	8-2	96	71	120	120	9	9	
DIV. I NON-CONF.	5- 8	221	1-1	89	50	194	194	9	9	
TOTALS	RPI 1-25	RPI 26-50	W-L RECORDS	RPI 51-100	RPI 101-150	RPI 150+				
12- 9	0- 1	0- 2	OVERALL	2- 4	1- 1	9- 1				
7- 6	0- 1	0- 2	HOME	2- 1	0- 1	5- 1				
5- 1	0- 0	0- 0	AWAY	0- 1	1- 0	4- 0				
0- 2	0- 0	0- 0	NEUTRAL	0- 2	0- 0	0- 0				
5- 8	0- 1	0- 2	NON-CONFERENCE	0- 3	1- 1	4- 1				
3- 6	0- 1	0- 2	HOME	0- 1	0- 1	3- 1				
2- 0	0- 0	0- 0	AWAY	0- 0	1- 0	1- 0				
0- 2	0- 0	0- 0	NEUTRAL	0- 2	0- 0	0- 0				
7- 1	0- 0	0- 0	CONFERENCE	2- 1	0- 0	5- 0				
4- 0	0- 0	0- 0	HOME	2- 0	0- 0	2- 0				
3- 1	0- 0	0- 0	AWAY	0- 1	0- 0	3- 0				
0- 0	0- 0	0- 0	NEUTRAL	0- 0	0- 0	0- 0				

RPI 1-25				RPI 26-50				RPI 51-100				RPI 101+ Team's RPI: 120			
RPI	S	Opponent	Score	RPI	S	Opponent	Score	RPI	S	Opponent	Score	RPI	S	Opponent	Score
24	H	LSU	54 59	48	H	Colorado	52 62	59	H	UCF	60 59	108	A	Washington	64 62
				50	H	Middle Tenn.	62 64	65	N	Boston College	76 89	110	H	Texas Southern	62 72
								67	H	Alabama	56 66	158	H	Jackson St.	82 46
								68	N	Charlotte	56 60	171	A	Wichita St.	61 56
								74	A	South Fla.	56 63	180	H	Memphis	59 55
								98	H	Cincinnati	64 59	191	A	Southern Miss.	62 58
												211	A	SMU	67 66
												219	H	Central Ark.	65 38
												224	A	Tulsa	50 46
												224	H	Tulsa	64 62
												262	H	South Alabama	53 62
												285	H	Ga. Southern	56 40
LAST 10 Division I															
224	A	Tulsa	50 46	180	H	Memphis	59 55								
74	A	South Fla.	56 63	224	H	Tulsa	64 62								
59	H	UCF	60 59	171	A	Wichita St.	61 56								
98	H	Cincinnati	64 59	285	H	Ga. Southern	56 40								
211	A	SMU	67 66	48	H	Colorado	52 62								

Non-Div I Games:

Tulane

Loss, Non-Conf, S Site, H Home A Away N Neutral



Average RPI Win:	245	WON-LOST	WINNING	LAST 10	STRENGTH OF	OPP. STRENGTH	TEAM	ADJ.	CONF.	ADJ CONF.
Average RPI Loss:	104	RECORD	PCT. RANK	GAMES	SCHEDULE	OF SCHEDULE	RPI	RPI	RPI	RPI
DIV. I ONLY	6- 15	283	3-7	82	97	224	224	9	9	
DIV. I NON-CONF.	5- 8	221	2-0	87	165	188	188	9	9	
TOTALS	RPI 1-25	RPI 26-50	W-L RECORDS	RPI 51-100	RPI 101-150	RPI 150+				
6- 15	0- 1	0- 4	OVERALL	0- 3	0- 3	6- 4				
5- 5	0- 0	0- 1	HOME	0- 2	0- 2	5- 0				
1- 8	0- 1	0- 1	AWAY	0- 1	0- 1	1- 4				
0- 2	0- 0	0- 2	NEUTRAL	0- 0	0- 0	0- 0				
5- 8	0- 0	0- 4	NON-CONFERENCE	0- 1	0- 1	5- 2				
4- 2	0- 0	0- 1	HOME	0- 0	0- 1	4- 0				
1- 4	0- 0	0- 1	AWAY	0- 1	0- 0	1- 2				
0- 2	0- 0	0- 2	NEUTRAL	0- 0	0- 0	0- 0				
1- 7	0- 1	0- 0	CONFERENCE	0- 2	0- 2	1- 2				
1- 3	0- 0	0- 0	HOME	0- 2	0- 1	1- 0				
0- 4	0- 1	0- 0	AWAY	0- 0	0- 1	0- 2				
0- 0	0- 0	0- 0	NEUTRAL	0- 0	0- 0	0- 0				

RPI	S	Opponent	Score	RPI	S	Opponent	Score	RPI	S	Opponent	Score	RPI	S	Opponent	Score	Team's RPI: 224
9	A	UConn	34 92	27	N	Western Ky.	63 76	51	H	Temple	65 74	111	H	SFA	63 67	
				35	N	Marquette	60 61	74	H	South Fla.	52 68	120	A	Tulane	62 64	
				41	A	Arkansas	41 91	87	A	Abilene Christian	63 73	120	H	Tulane	46 50	
				45	H	Oklahoma St.	48 78					171	A	Wichita St.	46 57	
												201	A	Little Rock	51 63	
												210	H	Arkansas St.	79 77	
												211	A	SMU	38 57	
												217	A	UTEP	58 51	
												240	H	Oral Roberts	67 65	
												256	A	Stetson	60 66	
												260	H	LMU (CA)	75 56	
												270	H	Colorado St.	61 55	
												271	H	East Carolina	58 56	
LAST 10 Division I																
120	H	Tulane	46 50	74	H	South Fla.	52 68									
211	A	SMU	38 57	120	A	Tulane	62 64									
271	H	East Carolina	58 56	51	H	Temple	65 74									
9	A	UConn	34 92	217	A	UTEP	58 51									
171	A	Wichita St.	46 57	270	H	Colorado St.	61 55									

Non-Div I Games:

Tulsa

Average RPI Win:	212	WON-LOST	WINNING	LAST 10	STRENGTH OF	OPP. STRENGTH	TEAM	ADJ.	CONF.	ADJ CONF.
Average RPI Loss:	107	RECORD	PCT. RANK	GAMES	SCHEDULE	OF SCHEDULE	RPI	RPI	RPI	RPI
DIV. I ONLY	12- 7	97	7-3	187	123	127	127	13	13	
DIV. I NON-CONF.	6- 4	123	1-0	215	132	150	150	14	14	
TOTALS	RPI 1-25	RPI 26-50	W-L RECORDS	RPI 51-100	RPI 101-150	RPI 150+				
12- 7	0- 0	1- 3	OVERALL	0- 1	2- 1	9- 2				
8- 2	0- 0	1- 0	HOME	0- 1	1- 1	6- 0				
3- 4	0- 0	0- 2	AWAY	0- 0	0- 0	3- 2				
1- 1	0- 0	0- 1	NEUTRAL	0- 0	1- 0	0- 0				
6- 4	0- 0	0- 2	NON-CONFERENCE	0- 0	2- 1	4- 1				
4- 1	0- 0	0- 0	HOME	0- 0	1- 1	3- 0				
1- 2	0- 0	0- 1	AWAY	0- 0	0- 0	1- 1				
1- 1	0- 0	0- 1	NEUTRAL	0- 0	1- 0	0- 0				
6- 3	0- 0	1- 1	CONFERENCE	0- 1	0- 0	5- 1				
4- 1	0- 0	1- 0	HOME	0- 1	0- 0	3- 0				
2- 2	0- 0	0- 1	AWAY	0- 0	0- 0	2- 1				
0- 0	0- 0	0- 0	NEUTRAL	0- 0	0- 0	0- 0				

RPI S	Opponent	Score	RPI S	Opponent	Score	RPI S	Opponent	Score	RPI S	Opponent	Score	Team's RPI: 127
27	A Western Ky.	65 69	28	H Old Dominion	76 65	68	H Charlotte	75 83	110	N Texas Southern	84 68	
47	A Oklahoma	75 82	48	N Colorado	69 77				112	H Boise St.	81 83	
									131	H Auburn	80 75	
									165	H Fla. Atlantic	92 73	
									167	H Samford	76 69	
									180	A Memphis	52 77	
									191	A Southern Miss.	74 68	
									251	A Louisiana Tech	71 51	
									262	H South Alabama	77 61	
									267	A Marshall	56 61	
									292	H FIU	71 58	
									303	H UTSA	94 55	
									320	A Alcorn	86 65	
									328	H McNeese	97 70	
LAST 10 Division I												
303	H UTSA	94 55	267	A Marshall	56 61							
251	A Louisiana Tech	71 51	27	A Western Ky.	65 69							
191	A Southern Miss.	74 68	28	H Old Dominion	76 65							
165	H Fla. Atlantic	92 73	68	H Charlotte	75 83							
292	H FIU	71 58	110	N Texas Southern	84 68							

Non-Div I Games: Ala.-Huntsville 74 57 Tuskegee 103 60

UAB

Loss, Non-Conf, S Site, H Home A Away N Neutral

Average RPI Win:	248	WON-LOST	WINNING	LAST 10	STRENGTH OF	OPP. STRENGTH	TEAM	ADJ.	CONF.	ADJ CONF.
Average RPI Loss:	144	RECORD	PCT. RANK	GAMES	SCHEDULE	OF SCHEDULE	RPI	RPI	RPI	RPI
DIV. I ONLY	9- 9	174	6-4	217	195	185	185	27	27	
DIV. I NON-CONF.	4- 8	235	1-3	148	164	221	221	26	26	
TOTALS	RPI 1-25	RPI 26-50	W-L RECORDS	RPI 51-100	RPI 101-150	RPI 150+				
9- 9	0- 1	0- 0	OVERALL	0- 2	0- 1	9- 5				
6- 2	0- 0	0- 0	HOME	0- 0	0- 0	6- 2				
3- 7	0- 1	0- 0	AWAY	0- 2	0- 1	3- 3				
0- 0	0- 0	0- 0	NEUTRAL	0- 0	0- 0	0- 0				
4- 8	0- 1	0- 0	NON-CONFERENCE	0- 2	0- 1	4- 4				
3- 2	0- 0	0- 0	HOME	0- 0	0- 0	3- 2				
1- 6	0- 1	0- 0	AWAY	0- 2	0- 1	1- 2				
0- 0	0- 0	0- 0	NEUTRAL	0- 0	0- 0	0- 0				
5- 1	0- 0	0- 0	CONFERENCE	0- 0	0- 0	5- 1				
3- 0	0- 0	0- 0	HOME	0- 0	0- 0	3- 0				
2- 1	0- 0	0- 0	AWAY	0- 0	0- 0	2- 1				
0- 0	0- 0	0- 0	NEUTRAL	0- 0	0- 0	0- 0				

RPI	S	Opponent	Score	RPI	S	Opponent	Score	RPI	S	Opponent	Score	RPI	S	Opponent	Score	Team's RPI: 185
4	A	Stanford	55 67					63	A	Minnesota	67 76	116	A	Montana St.	65 77	
								82	A	Fresno St.	65 73	161	H	Santa Clara	61 62	
												168	A	Saint Mary's (CA)	74 83	
												189	H	Boston U.	75 68	
												190	H	Hawaii	62 49	
												193	H	Portland St.	70 76	
												195	A	Northern Ariz.	71 61	
												228	A	Pepperdine	67 70	
												234	H	San Francisco	79 67	
												252	H	CSUN	61 39	
												257	H	Long Beach St.	57 55	
												263	A	UC Santa Barbara	56 46	
												281	A	UC Riverside	70 75	
												319	H	Sacramento St.	77 75	
												333	A	Cal Poly	42 36	
LAST 10 Division I																
252	H	CSUN	61 39	281	A	UC Riverside	70 75									
333	A	Cal Poly	42 36	4	A	Stanford	55 67									
263	A	UC Santa Barbara	56 46	228	A	Pepperdine	67 70									
257	H	Long Beach St.	57 55	63	A	Minnesota	67 76									
190	H	Hawaii	62 49	195	A	Northern Ariz.	71 61									

Non-Div I Games: William Jessup 96 32

UC Davis

■ Loss, 
 ■ Non-Conf, 
 ■ S Site, 
 ■ Home 
 ■ A Away 
 N Neutral

Average RPI Win:	228	WON-LOST	WINNING	LAST 10	STRENGTH OF	OPP. STRENGTH	TEAM	ADJ.	CONF.	ADJ CONF.
Average RPI Loss:	188	RECORD	PCT. RANK	GAMES	SCHEDULE	OF SCHEDULE	RPI	RPI	RPI	RPI
DIV. I ONLY	4- 15	307	1-9	220	220	301	301	27	27	
DIV. I NON-CONF.	3- 10	282	0-4	133	183	266	266	26	26	
TOTALS	RPI 1-25	RPI 26-50	W-L RECORDS	RPI 51-100	RPI 101-150	RPI 150+				
4- 15	0- 1	0- 0	OVERALL	0- 3	1- 0	3- 11				
2- 4	0- 0	0- 0	HOME	0- 0	1- 0	1- 4				
1- 7	0- 1	0- 0	AWAY	0- 1	0- 0	1- 5				
1- 4	0- 0	0- 0	NEUTRAL	0- 2	0- 0	1- 2				
3- 10	0- 1	0- 0	NON-CONFERENCE	0- 3	1- 0	2- 6				
2- 1	0- 0	0- 0	HOME	0- 0	1- 0	1- 1				
0- 5	0- 1	0- 0	AWAY	0- 1	0- 0	0- 3				
1- 4	0- 0	0- 0	NEUTRAL	0- 2	0- 0	1- 2				
1- 5	0- 0	0- 0	CONFERENCE	0- 0	0- 0	1- 5				
0- 3	0- 0	0- 0	HOME	0- 0	0- 0	0- 3				
1- 2	0- 0	0- 0	AWAY	0- 0	0- 0	1- 2				
0- 0	0- 0	0- 0	NEUTRAL	0- 0	0- 0	0- 0				

RPI 1-25				RPI 26-50				RPI 51-100				RPI 101+ Team's RPI: 301			
RPI	S	Opponent	Score	RPI	S	Opponent	Score	RPI	S	Opponent	Score	RPI	S	Opponent	Score
11	A	Oregon St.	57 86					86	A	Washington St.	59 87	125	H	San Jose St.	79 77
								94	N	Vanderbilt	63 76	170	N	North Ala.	60 88
								96	N	Davidson	72 78	190	A	Hawaii	70 94
												193	H	Portland St.	61 70
												193	N	Portland St.	83 75
												208	A	Southern Utah	68 82
												211	A	SMU	56 59
												234	N	San Francisco	61 68
												252	A	CSUN	62 70
												252	H	CSUN	51 56
												257	H	Long Beach St.	46 56
												260	H	LMU (CA)	80 65
												263	H	UC Santa Barbara	61 65
												297	A	Denver	75 83
												333	A	Cal Poly	68 57
LAST 10 Division I															
190	A	Hawaii	70 94	252	A	CSUN	62 70								
257	H	Long Beach St.	46 56	211	A	SMU	56 59								
252	H	CSUN	51 56	234	N	San Francisco	61 68								
333	A	Cal Poly	68 57	94	N	Vanderbilt	63 76								
263	H	UC Santa Barbara	61 65	86	A	Washington St.	59 87								

Non-Div I Games: Westcliff 93 41

UC Irvine

■ Loss, 
 ■ Non-Conf, 
 ■ S Site, 
 ■ H Home 
 ■ A Away 
 N Neutral

## UC Riverside

Through Games Of Jan. 30, 2020

Average RPI Win:	255	WON-LOST	WINNING	LAST 10	STRENGTH OF	OPP. STRENGTH	TEAM	ADJ.	CONF.	ADJ CONF.
Average RPI Loss:	179	RECORD	PCT. RANK	GAMES	SCHEDULE	OF SCHEDULE	RPI	RPI	RPI	RPI
DIV. I ONLY	6- 14	275	3-7	216	221	281	281	27	27	
DIV. I NON-CONF.	4- 10	259	1-3	158	228	248	248	26	26	
TOTALS	RPI 1-25	RPI 26-50	W-L RECORDS	RPI 51-100	RPI 101-150	RPI 150+				
6- 14	0- 1	0- 1	OVERALL	0- 1	0- 2	6- 9				
5- 3	0- 0	0- 0	HOME	0- 1	0- 0	5- 2				
1- 11	0- 1	0- 1	AWAY	0- 0	0- 2	1- 7				
0- 0	0- 0	0- 0	NEUTRAL	0- 0	0- 0	0- 0				
4- 10	0- 1	0- 1	NON-CONFERENCE	0- 1	0- 2	4- 5				
3- 2	0- 0	0- 0	HOME	0- 1	0- 0	3- 1				
1- 8	0- 1	0- 1	AWAY	0- 0	0- 2	1- 4				
0- 0	0- 0	0- 0	NEUTRAL	0- 0	0- 0	0- 0				
2- 4	0- 0	0- 0	CONFERENCE	0- 0	0- 0	2- 4				
2- 1	0- 0	0- 0	HOME	0- 0	0- 0	2- 1				
0- 3	0- 0	0- 0	AWAY	0- 0	0- 0	0- 3				
0- 0	0- 0	0- 0	NEUTRAL	0- 0	0- 0	0- 0				

RPI 1-25				RPI 26-50				RPI 51-100				RPI 101+				Team's RPI: 281
RPI	S	Opponent	Score	RPI	S	Opponent	Score	RPI	S	Opponent	Score	RPI	S	Opponent	Score	
1	A	Oregon	41 84	32	A	Arizona	27 70	81	H	Southern California	59 76	105	A	VCU	51 67	
												124	A	California	61 84	
												156	H	CSU Bakersfield	53 52	
												185	H	UC Davis	75 70	
												190	A	Hawaii	57 80	
												190	H	Hawaii	59 65	
												196	A	New Mexico	70 80	
												208	A	Southern Utah	68 79	
												217	A	UTEP	50 63	
												257	A	Long Beach St.	67 73	
												263	H	UC Santa Barbara	66 61	
												270	A	Colorado St.	40 52	
												293	H	California Baptist	80 64	
												306	H	Weber St.	54 64	
												311	A	New Mexico St.	60 58	
												324	H	Utah Valley	67 53	
												333	A	Cal Poly	70 75	
LAST 10 Division I																
				257	A	Long Beach St.	67 73	185	H	UC Davis	75 70					
				190	H	Hawaii	59 65	156	H	CSU Bakersfield	53 52					
				333	A	Cal Poly	70 75	105	A	VCU	51 67					
				263	H	UC Santa Barbara	66 61	208	A	Southern Utah	68 79					
				190	A	Hawaii	57 80	1	A	Oregon	41 84					

Non-Div I Games:

UC Riverside

■ Loss, 
■ Non-Conf, 
■ S Site, 
■ H Home 
■ A Away 
N Neutral

Average RPI Win:	268	WON-LOST	WINNING	LAST 10	STRENGTH OF	OPP. STRENGTH	TEAM	ADJ.	CONF.	ADJ CONF.
Average RPI Loss:	177	RECORD	PCT. RANK	GAMES	SCHEDULE	OF SCHEDULE	RPI	RPI	RPI	RPI
DIV. I ONLY	7- 11	238	3-7	218	314	263	263	27	27	
DIV. I NON-CONF.	4- 8	235	0-4	151	303	252	252	26	26	
TOTALS	RPI 1-25	RPI 26-50	W-L RECORDS	RPI 51-100	RPI 101-150	RPI 150+				
7- 11	0- 0	0- 1	OVERALL	1- 0	0- 3	6- 7				
4- 4	0- 0	0- 0	HOME	1- 0	0- 2	3- 2				
2- 6	0- 0	0- 1	AWAY	0- 0	0- 0	2- 5				
1- 1	0- 0	0- 0	NEUTRAL	0- 0	0- 1	1- 0				
4- 8	0- 0	0- 1	NON-CONFERENCE	1- 0	0- 3	3- 4				
3- 2	0- 0	0- 0	HOME	1- 0	0- 2	2- 0				
0- 5	0- 0	0- 1	AWAY	0- 0	0- 0	0- 4				
1- 1	0- 0	0- 0	NEUTRAL	0- 0	0- 1	1- 0				
3- 3	0- 0	0- 0	CONFERENCE	0- 0	0- 0	3- 3				
1- 2	0- 0	0- 0	HOME	0- 0	0- 0	1- 2				
2- 1	0- 0	0- 0	AWAY	0- 0	0- 0	2- 1				
0- 0	0- 0	0- 0	NEUTRAL	0- 0	0- 0	0- 0				

RPI S	Opponent	Score	RPI S	Opponent	Score	RPI S	Opponent	Score	RPI S	Opponent	Score	Team's RPI: 263
32	A Arizona	42 61	81	H Southern California	57 46	111	N SFA	56 67	117	H Pacific	53 63	
						125	H San Jose St.	70 73	156	A CSU Bakersfield	62 66	
						168	A Saint Mary's (CA)	43 64	185	H UC Davis	46 56	
						235	A Cal St. Fullerton	75 66	235	H Cal St. Fullerton	68 70	
						247	A Grand Canyon	57 58	254	H San Diego St.	64 52	
						281	A UC Riverside	61 66	293	A California Baptist	81 85	
						301	A UC Irvine	65 61	324	H Utah Valley	59 51	
						333	H Cal Poly	52 50	347	N Chicago St.	96 65	
LAST 10 Division I												
235	A Cal St. Fullerton	75 66	235	H Cal St. Fullerton	68 70							
185	H UC Davis	46 56	32	A Arizona	42 61							
281	A UC Riverside	61 66	247	A Grand Canyon	57 58							
301	A UC Irvine	65 61	156	A CSU Bakersfield	62 66							
333	H Cal Poly	52 50	117	H Pacific	53 63							

Non-Div I Games: Ottawa (AZ) 72 57

UC Santa Barbara

■ Loss, 
 ■ Non-Conf, 
 ■ S Site, 
 ■ H Home 
 ■ A Away 
 N Neutral

Average RPI Win:	174	WON-LOST	WINNING	LAST 10	STRENGTH OF	OPP. STRENGTH	TEAM	ADJ.	CONF.	ADJ CONF.
Average RPI Loss:	52	RECORD	PCT. RANK	GAMES	SCHEDULE	OF SCHEDULE	RPI	RPI	RPI	RPI
DIV. I ONLY	11- 8	128	6-4	19	85	59	59	9	9	
DIV. I NON-CONF.	8- 4	90	3-0	19	109	45	45	9	9	
TOTALS	RPI 1-25	RPI 26-50	W-L RECORDS	RPI 51-100	RPI 101-150	RPI 150+				
11- 8	1- 2	0- 2	OVERALL	1- 3	1- 1	8- 0				
9- 1	1- 1	0- 0	HOME	0- 0	0- 0	8- 0				
2- 5	0- 0	0- 1	AWAY	1- 3	1- 1	0- 0				
0- 2	0- 1	0- 1	NEUTRAL	0- 0	0- 0	0- 0				
8- 4	1- 1	0- 2	NON-CONFERENCE	0- 1	1- 0	6- 0				
7- 0	1- 0	0- 0	HOME	0- 0	0- 0	6- 0				
1- 2	0- 0	0- 1	AWAY	0- 1	1- 0	0- 0				
0- 2	0- 1	0- 1	NEUTRAL	0- 0	0- 0	0- 0				
3- 4	0- 1	0- 0	CONFERENCE	1- 2	0- 1	2- 0				
2- 1	0- 1	0- 0	HOME	0- 0	0- 0	2- 0				
1- 3	0- 0	0- 0	AWAY	1- 2	0- 1	0- 0				
0- 0	0- 0	0- 0	NEUTRAL	0- 0	0- 0	0- 0				

RPI S	Opponent	Score	RPI S	Opponent	Score	RPI S	Opponent	Score	RPI S	Opponent	Score
5 N	UCLA	56 61	31 A	FGCU	50 72	51 A	Temple	65 67	111 A	SFA	63 57
9 H	UConn	52 59	44 N	James Madison	43 46	54 A	Belmont	37 72	120 A	Tulane	59 60
19 H	Central Mich.	64 58				74 A	South Fla.	64 57	160 H	Wright St.	69 53
						98 A	Cincinnati	64 81	168 H	Saint Mary's (CA)	67 58
									177 H	Quinnipiac	80 58
									180 H	Memphis	82 66
									227 H	Delaware	75 49
									256 H	Stetson	66 40
									271 H	East Carolina	91 55
									276 H	Pittsburgh	74 58
LAST 10 Division I											
51 A	Temple	65 67	98 A	Cincinnati	64 81						
180 H	Memphis	82 66	271 H	East Carolina	91 55						
120 A	Tulane	59 60	19 H	Central Mich.	64 58						
74 A	South Fla.	64 57	160 H	Wright St.	69 53						
9 H	UConn	52 59	168 H	Saint Mary's (CA)	67 58						

Non-Div I Games:

UCF

U  
C  
L  
AU  
C  
L  
A

UCLA

Page 304



Average RPI Win:	111	WON-LOST	WINNING	LAST 10	STRENGTH OF	OPP. STRENGTH	TEAM	ADJ.	CONF.	ADJ CONF.
Average RPI Loss:	8	RECORD	PCT. RANK	GAMES	SCHEDULE	OF SCHEDULE	RPI	RPI	RPI	RPI
DIV. I ONLY	19- 1	5	9-1	53	2	9	9	9	9	9
DIV. I NON-CONF.	10- 1	19	1-1	13	1	2	2	9	9	9
TOTALS	RPI 1-25	RPI 26-50	W-L RECORDS	RPI 51-100	RPI 101-150	RPI 150+				
19- 1	1- 1	4- 0	OVERALL	6- 0	2- 0	6- 0				
8- 1	0- 1	2- 0	HOME	1- 0	2- 0	3- 0				
10- 0	1- 0	1- 0	AWAY	5- 0	0- 0	3- 0				
1- 0	0- 0	1- 0	NEUTRAL	0- 0	0- 0	0- 0				
10- 1	1- 1	4- 0	NON-CONFERENCE	3- 0	2- 0	0- 0				
4- 1	0- 1	2- 0	HOME	0- 0	2- 0	0- 0				
5- 0	1- 0	1- 0	AWAY	3- 0	0- 0	0- 0				
1- 0	0- 0	1- 0	NEUTRAL	0- 0	0- 0	0- 0				
9- 0	0- 0	0- 0	CONFERENCE	3- 0	0- 0	6- 0				
4- 0	0- 0	0- 0	HOME	1- 0	0- 0	3- 0				
5- 0	0- 0	0- 0	AWAY	2- 0	0- 0	3- 0				
0- 0	0- 0	0- 0	NEUTRAL	0- 0	0- 0	0- 0				

RPI 1-25				Team's RPI: 9		RPI 26-50				RPI 51-100				RPI 101+									
RPI	S	Opponent	Score			RPI	S	Opponent	Score			RPI	S	Opponent	Score			RPI	S	Opponent	Score		
8	H	Baylor	58	74		30	A	Ohio St.	73	62		51	A	Temple	83	54		123	H	Notre Dame	81	57	
16	A	DePaul	84	74		43	H	Virginia	83	44		59	A	UCF	59	52		124	H	California	72	61	
						47	N	Oklahoma	97	53		76	A	Seton Hall	92	78		164	H	Houston	91	51	
						49	H	Tennessee	60	45		84	A	Dayton	75	37		171	H	Wichita St.	83	55	
												94	A	Vanderbilt	64	51		180	A	Memphis	68	56	
												98	H	Cincinnati	80	50		211	A	SMU	80	42	
																		224	H	Tulsa	92	34	
																		271	A	East Carolina	98	42	
LAST 10 Division I																							
						98	H	Cincinnati	80	50		180	A	Memphis	68	56							
						271	A	East Carolina	98	42		164	H	Houston	91	51							
						49	H	Tennessee	60	45		8	H	Baylor	58	74							
						224	H	Tulsa	92	34		211	A	SMU	80	42							
						59	A	UCF	59	52		171	H	Wichita St.	83	55							

Non-Div I Games:

UConn

■ Loss, 
 ■ Non-Conf, S Site, 
 ■ Home 
 ■ Away 
 N Neutral

Average RPI Win:	286	WON-LOST	WINNING	LAST 10	STRENGTH OF	OPP. STRENGTH	TEAM	ADJ.	CONF.	ADJ CONF.
Average RPI Loss:	186	RECORD	PCT. RANK	GAMES	SCHEDULE	OF SCHEDULE	RPI	RPI	RPI	RPI
DIV. I ONLY	3- 18	333	2-8	277	247	334	334	21	21	
DIV. I NON-CONF.	1- 10	329	0	302	211	337	337	19	19	
TOTALS	RPI 1-25	RPI 26-50	W-L RECORDS	RPI 51-100	RPI 101-150	RPI 150+				
3- 18	0- 1	0- 0	OVERALL	0- 1	0- 4	3- 12				
2- 9	0- 1	0- 0	HOME	0- 1	0- 1	2- 6				
1- 9	0- 0	0- 0	AWAY	0- 0	0- 3	1- 6				
0- 0	0- 0	0- 0	NEUTRAL	0- 0	0- 0	0- 0				
1- 10	0- 1	0- 0	NON-CONFERENCE	0- 0	0- 3	1- 6				
0- 5	0- 1	0- 0	HOME	0- 0	0- 1	0- 3				
1- 5	0- 0	0- 0	AWAY	0- 0	0- 2	1- 3				
0- 0	0- 0	0- 0	NEUTRAL	0- 0	0- 0	0- 0				
2- 8	0- 0	0- 0	CONFERENCE	0- 1	0- 1	2- 6				
2- 4	0- 0	0- 0	HOME	0- 1	0- 0	2- 3				
0- 4	0- 0	0- 0	AWAY	0- 0	0- 1	0- 3				
0- 0	0- 0	0- 0	NEUTRAL	0- 0	0- 0	0- 0				

RPI 1-25			RPI 26-50			RPI 51-100			RPI 101+			Team's RPI: 334
RPI	S	Opponent	Score	RPI	S	Opponent	Score	RPI	S	Opponent	Score	
23	H	Florida St.	42 86					53	H	IUPUI	49 88	
								102	A	Kansas	50 91	
								129	A	Green Bay	36 73	
								144	H	Western Mich.	52 80	
								149	A	Kansas St.	40 84	
								160	H	Wright St.	43 58	
								162	H	Eastern Mich.	59 68	
								163	A	Valparaiso	37 63	
								192	A	Miami (OH)	35 85	
								194	A	Cleveland St.	44 84	
								226	H	Northern Ky.	46 88	
								236	A	Youngstown St.	65 77	
								236	H	Youngstown St.	65 55	
								249	H	Eastern Ill.	45 80	
								268	A	Milwaukee	55 71	
								273	H	Indiana St.	40 61	
								274	H	Oakland	70 64	
								315	H	Detroit Mercy	62 70	
								318	A	Purdue Fort Wayne	50 61	
								347	A	Chicago St.	73 61	
LAST 10 Division I												
236	H	Youngstown St.	65 55	160	H	Wright St.	43 58					
53	H	IUPUI	49 88	274	H	Oakland	70 64					
129	A	Green Bay	36 73	315	H	Detroit Mercy	62 70					
268	A	Milwaukee	55 71	236	A	Youngstown St.	65 77					
226	H	Northern Ky.	46 88	194	A	Cleveland St.	44 84					

Non-Div I Games:

UIC

■ Loss, 
 ■ Non-Conf, 
 S Site, 
 ■ Home 
 ■ Away 
 N Neutral

0- 0			0- 0			NEUTRAL			0- 0			0- 0			0- 0		
RPI 1-25				RPI 26-50				RPI 51-100				RPI 101+				Team's RPI: 304	
RPI	S	Opponent	Score	RPI	S	Opponent	Score	RPI	S	Opponent	Score	RPI	S	Opponent	Score		
								83	A	Stony Brook	45	57	104	A	Syracuse	48	82
													153	A	William & Mary	48	76
													183	A	Lafayette	65	58
													188	H	Binghamton	43	61
													198	N	La Salle	58	74
													209	A	UMass Lowell	64	75
													216	N	Kennesaw St.	44	59
													239	H	Howard	61	72
													241	A	Mt. St. Mary's	61	71
													246	A	Maine	74	54
													261	H	New Hampshire	63	72
													265	H	Morgan St.	65	63
													275	A	Wagner	60	67
													296	A	Vermont	58	60
													307	A	Albany (NY)	51	56
													342	H	Coppin St.	71	48
													345	H	Hartford	61	54
LAST 10 Division I																	
				307	A	Albany (NY)	51	56					188	H	Binghamton	43	61
				246	A	Maine	74	54					209	A	UMass Lowell	64	75
				345	H	Hartford	61	54					83	A	Stony Brook	45	57
				261	H	New Hampshire	63	72					183	A	Lafayette	65	58
				296	A	Vermont	58	60					265	H	Morgan St.	65	63

UMBC

Page 307

Average RPI Win:	282	WON-LOST	WINNING	LAST 10	STRENGTH OF	OPP. STRENGTH	TEAM	ADJ.	CONF.	ADJ CONF.
Average RPI Loss:	172	RECORD	PCT. RANK	GAMES	SCHEDULE	OF SCHEDULE	RPI	RPI	RPI	RPI
DIV. I ONLY	2- 15	335	2-8	182	282	326	326	30	30	
DIV. I NON-CONF.	1- 10	329	1-3	130	169	310	310	31	31	
TOTALS	RPI 1-25	RPI 26-50	W-L RECORDS	RPI 51-100	RPI 101-150	RPI 150+				
2- 15	0- 0	0- 2	OVERALL	0- 1	0- 4	2- 8				
2- 6	0- 0	0- 0	HOME	0- 0	0- 2	2- 4				
0- 9	0- 0	0- 2	AWAY	0- 1	0- 2	0- 4				
0- 0	0- 0	0- 0	NEUTRAL	0- 0	0- 0	0- 0				
1- 10	0- 0	0- 2	NON-CONFERENCE	0- 1	0- 3	1- 4				
1- 3	0- 0	0- 0	HOME	0- 0	0- 1	1- 2				
0- 7	0- 0	0- 2	AWAY	0- 1	0- 2	0- 2				
0- 0	0- 0	0- 0	NEUTRAL	0- 0	0- 0	0- 0				
1- 5	0- 0	0- 0	CONFERENCE	0- 0	0- 1	1- 4				
1- 3	0- 0	0- 0	HOME	0- 0	0- 1	1- 2				
0- 2	0- 0	0- 0	AWAY	0- 0	0- 0	0- 2				
0- 0	0- 0	0- 0	NEUTRAL	0- 0	0- 0	0- 0				

RPI 1-25			RPI 26-50			RPI 51-100			RPI 101+			Team's RPI: 326
RPI	S	Opponent	Score	RPI	S	Opponent	Score	RPI	S	Opponent	Score	Score
28	A	Old Dominion	39 48	68	A	Charlotte	44 64	104	A	Syracuse	50 65	
34	A	Virginia Tech	43 86					118	H	Richmond	52 64	
								131	A	UNC Greensboro	48 86	
								138	H	N.C. A&T	31 67	
								153	A	William & Mary	50 78	
								184	A	Norfolk St.	45 68	
								222	H	Georgetown	39 57	
								239	H	Howard	58 79	
								241	H	Mt. St. Mary's	78 76	
								265	H	Morgan St.	44 55	
								271	A	East Carolina	42 57	
								272	H	Longwood	62 71	
								323	H	N.C. Central	65 63	
								349	A	South Carolina St.	55 60	
LAST 10 Division I												
265	H	Morgan St.	44 55	239	H	Howard	58 79					
349	A	South Carolina St.	55 60	68	A	Charlotte	44 64					
184	A	Norfolk St.	45 68	222	H	Georgetown	39 57					
323	H	N.C. Central	65 63	272	H	Longwood	62 71					
138	H	N.C. A&T	31 67	241	H	Mt. St. Mary's	78 76					

Non-Div I Games: Greensboro 65 48 Wesley 75 29

UMES

Loss, Non-Conf, S Site, H Home A Away N Neutral

Average RPI Win:	265	WON-LOST	WINNING	LAST 10	STRENGTH OF	OPP. STRENGTH	TEAM	ADJ.	CONF.	ADJ CONF.
Average RPI Loss:	153	RECORD	PCT. RANK	GAMES	SCHEDULE	OF SCHEDULE	RPI	RPI	RPI	RPI
DIV. I ONLY	10- 9	164	6-4	279	199	230	230	31	31	
DIV. I NON-CONF.	5- 7	205	1-2	248	66	257	257	32	32	
TOTALS	RPI 1-25	RPI 26-50	W-L RECORDS	RPI 51-100	RPI 101-150	RPI 150+				
10- 9	0- 1	0- 0	OVERALL	0- 1	1- 4	9- 3				
7- 4	0- 0	0- 0	HOME	0- 1	1- 3	6- 0				
3- 5	0- 1	0- 0	AWAY	0- 0	0- 1	3- 3				
0- 0	0- 0	0- 0	NEUTRAL	0- 0	0- 0	0- 0				
5- 7	0- 1	0- 0	NON-CONFERENCE	0- 1	1- 4	4- 1				
4- 4	0- 0	0- 0	HOME	0- 1	1- 3	3- 0				
1- 3	0- 1	0- 0	AWAY	0- 0	0- 1	1- 1				
0- 0	0- 0	0- 0	NEUTRAL	0- 0	0- 0	0- 0				
5- 2	0- 0	0- 0	CONFERENCE	0- 0	0- 0	5- 2				
3- 0	0- 0	0- 0	HOME	0- 0	0- 0	3- 0				
2- 2	0- 0	0- 0	AWAY	0- 0	0- 0	2- 2				
0- 0	0- 0	0- 0	NEUTRAL	0- 0	0- 0	0- 0				

RPI 1-25				RPI 26-50				RPI 51-100				RPI 101+ Team's RPI: 230			
RPI	S	Opponent	Score	RPI	S	Opponent	Score	RPI	S	Opponent	Score	RPI	S	Opponent	Score
13	A	Missouri St.	58 83					96	H	Davidson	64 74	107	H	Loyola Chicago	67 72
												113	H	Liberty	44 68
												117	A	Pacific	60 89
												148	H	Missouri	59 56
												149	H	Kansas St.	67 74
												156	A	CSU Bakersfield	60 70
												193	H	Portland St.	87 69
												220	A	George Mason	64 58
												247	A	Grand Canyon	74 53
												293	H	California Baptist	75 65
												295	H	Eastern Wash.	66 55
												297	H	Denver	83 79
												299	A	Omaha	53 57
												311	H	New Mexico St.	56 52
												317	H	UTRGV	60 56
												324	A	Utah Valley	41 62
												329	A	Seattle U	76 65
LAST 10 Division I															
293	H	California Baptist	75 65	324	A	Utah Valley	41 62								
247	A	Grand Canyon	74 53	329	A	Seattle U	76 65								
156	A	CSU Bakersfield	60 70	113	H	Liberty	44 68								
311	H	New Mexico St.	56 52	295	H	Eastern Wash.	66 55								
317	H	UTRGV	60 56	149	H	Kansas St.	67 74								

Non-Div I Games: Rockhurst 78 60 Science & Arts Okla74 43

UMKC

Loss, Non-Conf, S Site, H Home A Away N Neutral

Average RPI Win:	298	WON-LOST	WINNING	LAST 10	STRENGTH OF	OPP. STRENGTH	TEAM	ADJ.	CONF.	ADJ CONF.
Average RPI Loss:	112	RECORD	PCT. RANK	GAMES	SCHEDULE	OF SCHEDULE	RPI	RPI	RPI	RPI
DIV. I ONLY	11- 10	170	8-2	239	320	209	209	28	28	
DIV. I NON-CONF.	4- 9	250	1-1	204	294	268	268	27	27	
TOTALS	RPI 1-25	RPI 26-50	W-L RECORDS	RPI 51-100	RPI 101-150	RPI 150+				
11- 10	0- 0	0- 1	OVERALL	0- 3	0- 4	11- 2				
7- 4	0- 0	0- 1	HOME	0- 0	0- 2	7- 1				
4- 6	0- 0	0- 0	AWAY	0- 3	0- 2	4- 1				
0- 0	0- 0	0- 0	NEUTRAL	0- 0	0- 0	0- 0				
4- 9	0- 0	0- 1	NON-CONFERENCE	0- 2	0- 4	4- 2				
2- 4	0- 0	0- 1	HOME	0- 0	0- 2	2- 1				
2- 5	0- 0	0- 0	AWAY	0- 2	0- 2	2- 1				
0- 0	0- 0	0- 0	NEUTRAL	0- 0	0- 0	0- 0				
7- 1	0- 0	0- 0	CONFERENCE	0- 1	0- 0	7- 0				
5- 0	0- 0	0- 0	HOME	0- 0	0- 0	5- 0				
2- 1	0- 0	0- 0	AWAY	0- 1	0- 0	2- 0				
0- 0	0- 0	0- 0	NEUTRAL	0- 0	0- 0	0- 0				

RPI	S	Opponent	Score	RPI	S	Opponent	Score	RPI	S	Opponent	Score	RPI	S	Opponent	Score	Team's RPI: 209
39	H	Yale	59 67	65	A	Boston College	46 89	102	A	Kansas	44 79	136	H	Cornell	56 70	
				83	A	Stony Brook	41 60	139	H	Massachusetts	58 74	141	A	Providence	38 63	
				93	A	Colgate	51 73	157	H	Dartmouth	51 62	169	A	Merrimack	50 73	
								188	A	Binghamton	66 56	246	H	Maine	66 57	
								261	H	New Hampshire	58 53	296	H	Vermont	61 47	
								304	H	UMBC	75 64	307	H	Albany (NY)	53 51	
								309	A	Bryant	55 35	332	H	Fairleigh Dickinson	61 56	
								344	A	Central Conn. St.	56 54	345	A	Hartford	68 63	
								348	H	LIU Brooklyn	65 56					
LAST 10 Division I																
83	A	Stony Brook	41 60	345	A	Hartford	68 63									
296	H	Vermont	61 47	304	H	UMBC	75 64									
307	H	Albany (NY)	53 51	261	H	New Hampshire	58 53									
246	H	Maine	66 57	332	H	Fairleigh Dickinson	61 56									
188	A	Binghamton	66 56	169	A	Merrimack	50 73									

Non-Div I Games:

UMass Lowell

UNC Asheville

Through Games Of Jan. 30, 2020

Average RPI Win:	265	WON-LOST	WINNING	LAST 10	STRENGTH OF	OPP. STRENGTH	TEAM	ADJ.	CONF.	ADJ CONF.
Average RPI Loss:	214	RECORD	PCT. RANK	GAMES	SCHEDULE	OF SCHEDULE	RPI	RPI	RPI	RPI
DIV. I ONLY	10- 7	122	6-4	327	335	225	225	26	26	
DIV. I NON-CONF.	4- 3	138	0	337	280	239	239	28	28	
TOTALS	RPI 1-25	RPI 26-50	W-L RECORDS	RPI 51-100	RPI 101-150	RPI 150+				
10- 7	0- 0	0- 0	OVERALL	0- 1	1- 1	9- 5				
4- 3	0- 0	0- 0	HOME	0- 0	1- 1	3- 2				
5- 4	0- 0	0- 0	AWAY	0- 1	0- 0	5- 3				
1- 0	0- 0	0- 0	NEUTRAL	0- 0	0- 0	1- 0				
4- 3	0- 0	0- 0	NON-CONFERENCE	0- 1	0- 1	4- 1				
1- 1	0- 0	0- 0	HOME	0- 0	0- 1	1- 0				
2- 2	0- 0	0- 0	AWAY	0- 1	0- 0	2- 1				
1- 0	0- 0	0- 0	NEUTRAL	0- 0	0- 0	1- 0				
6- 4	0- 0	0- 0	CONFERENCE	0- 0	1- 0	5- 4				
3- 2	0- 0	0- 0	HOME	0- 0	1- 0	2- 2				
3- 2	0- 0	0- 0	AWAY	0- 0	0- 0	3- 2				
0- 0	0- 0	0- 0	NEUTRAL	0- 0	0- 0	0- 0				

RPI 1-25			RPI 26-50			RPI 51-100			RPI 101+			Team's RPI: 225
RPI	S	Opponent	Score	RPI	S	Opponent	Score	RPI	S	Opponent	Score	
						58 A Miami (FL)	46 75	128 H Campbell			60 52	
								131 H UNC Greensboro			40 67	
								181 A Hampton			59 68	
								212 H High Point			76 60	
								229 H Gardner-Webb			59 65	
								238 A Radford			63 50	
								243 A ETSU			72 54	
								245 N Southern U.			53 34	
								258 A Winthrop			50 43	
								272 A Longwood			56 73	
								286 A Wofford			38 75	
								298 H Presbyterian			54 39	
								335 A Western Caro.			64 47	
								340 A USC Upstate			68 48	
								341 H Charleston So.			48 60	
								349 H South Carolina St.			82 51	
LAST 10 Division I												
258 A Winthrop			50 43	212 H High Point			76 60					
272 A Longwood			56 73	340 A USC Upstate			68 48					
229 H Gardner-Webb			59 65	128 H Campbell			60 52					
341 H Charleston So.			48 60	181 A Hampton			59 68					
238 A Radford			63 50	298 H Presbyterian			54 39					

Non-Div I Games: Montreat 89 45 Lenoir-Rhyne 68 48

UNC Asheville

Loss, Non-Conf, S Site, H Home A Away N Neutral

UNC Greensboro

Through Games Of Jan. 30, 2020

Average RPI Win:	240	WON-LOST	WINNING	LAST 10	STRENGTH OF	OPP. STRENGTH	TEAM	ADJ.	CONF.	ADJ CONF.
Average RPI Loss:	158	RECORD	PCT. RANK	GAMES	SCHEDULE	OF SCHEDULE	RPI	RPI	RPI	RPI
DIV. I ONLY	13- 5	47	8-2	287	264	131	131	25	25	
DIV. I NON-CONF.	8- 4	90	3-1	182	302	101	101	22	22	
TOTALS	RPI 1-25	RPI 26-50	W-L RECORDS	RPI 51-100	RPI 101-150	RPI 150+				
13- 5	0- 0	0- 0	OVERALL	1- 0	1- 4	11- 1				
8- 1	0- 0	0- 0	HOME	0- 0	0- 1	8- 0				
5- 4	0- 0	0- 0	AWAY	1- 0	1- 3	3- 1				
0- 0	0- 0	0- 0	NEUTRAL	0- 0	0- 0	0- 0				
8- 4	0- 0	0- 0	NON-CONFERENCE	1- 0	1- 4	6- 0				
4- 1	0- 0	0- 0	HOME	0- 0	0- 1	4- 0				
4- 3	0- 0	0- 0	AWAY	1- 0	1- 3	2- 0				
0- 0	0- 0	0- 0	NEUTRAL	0- 0	0- 0	0- 0				
5- 1	0- 0	0- 0	CONFERENCE	0- 0	0- 0	5- 1				
4- 0	0- 0	0- 0	HOME	0- 0	0- 0	4- 0				
1- 1	0- 0	0- 0	AWAY	0- 0	0- 0	1- 1				
0- 0	0- 0	0- 0	NEUTRAL	0- 0	0- 0	0- 0				

RPI S	Opponent	Score	RPI S	Opponent	Score	RPI S	Opponent	Score	RPI S	Opponent	Score	Team's RPI: 131
						90	A Wake Forest	67 65	113	A Liberty	58 53	
									118	H Richmond	62 70	
									119	A Coastal Caro.	54 63	
									128	A Campbell	64 72	
									138	A N.C. A&T	48 57	
									175	A Furman	59 53	
									212	H High Point	82 70	
									225	A UNC Asheville	67 40	
									231	H Chattanooga	49 41	
									243	H ETSU	63 47	
									244	A Col. of Charleston	69 56	
									279	H Appalachian St.	54 47	
									286	A Wofford	61 66	
									321	H Mercer	67 51	
									326	H UMES	86 48	
									330	H Georgia St.	64 49	
									335	H Western Caro.	54 43	
LAST 10 Division I												
			321	H Mercer	67 51		243	H ETSU	63 47			
			286	A Wofford	61 66		279	H Appalachian St.	54 47			
			175	A Furman	59 53		212	H High Point	82 70			
			335	H Western Caro.	54 43		244	A Col. of Charleston	69 56			
			231	H Chattanooga	49 41		138	A N.C. A&T	48 57			

Non-Div I Games: Erskine 106 44 Concord 80 45 Lenoir-Rhyne 84 59

UNC Greensboro

Loss, Non-Conf, S Site, H Home A Away N Neutral



Average RPI Win:	257	WON-LOST	WINNING	LAST 10	STRENGTH OF	OPP. STRENGTH	TEAM	ADJ.	CONF.	ADJ CONF.
Average RPI Loss:	143	RECORD	PCT. RANK	GAMES	SCHEDULE	OF SCHEDULE	RPI	RPI	RPI	RPI
DIV. I ONLY	4- 12	293	2-8	83	288	250	250	14	14	
DIV. I NON-CONF.	2- 7	288	0-3	112	337	273	273	13	13	
TOTALS	RPI 1-25	RPI 26-50	W-L RECORDS	RPI 51-100	RPI 101-150	RPI 150+				
4- 12	0- 1	0- 1	OVERALL	0- 3	0- 1	4- 6				
2- 6	0- 0	0- 1	HOME	0- 1	0- 1	2- 3				
2- 5	0- 1	0- 0	AWAY	0- 1	0- 0	2- 3				
0- 1	0- 0	0- 0	NEUTRAL	0- 1	0- 0	0- 0				
2- 7	0- 1	0- 0	NON-CONFERENCE	0- 2	0- 1	2- 3				
1- 3	0- 0	0- 0	HOME	0- 0	0- 1	1- 2				
1- 3	0- 1	0- 0	AWAY	0- 1	0- 0	1- 1				
0- 1	0- 0	0- 0	NEUTRAL	0- 1	0- 0	0- 0				
2- 5	0- 0	0- 1	CONFERENCE	0- 1	0- 0	2- 3				
1- 3	0- 0	0- 1	HOME	0- 1	0- 0	1- 1				
1- 2	0- 0	0- 0	AWAY	0- 0	0- 0	1- 2				
0- 0	0- 0	0- 0	NEUTRAL	0- 0	0- 0	0- 0				

RPI 1-25				RPI 26-50				RPI 51-100				RPI 101+ Team's RPI: 250			
RPI	S	Opponent	Score	RPI	S	Opponent	Score	RPI	S	Opponent	Score	RPI	S	Opponent	Score
18	A	NC State	40 80	44	H	James Madison	58 66	60	N	North Carolina	45 85	119	H	Coastal Caro.	43 62
								70	H	Drexel	72 73	151	A	Elon	53 77
								90	A	Wake Forest	55 65	153	A	William & Mary	72 55
												174	H	Towson	41 62
												216	H	Kennesaw St.	56 58
												227	H	Delaware	71 65
												244	A	Col. of Charleston	63 67
												258	H	Winthrop	63 75
												272	A	Longwood	58 59
												298	A	Presbyterian	70 60
												349	H	South Carolina St.	84 46
LAST 10 Division I															
244	A	Col. of Charleston	63 67	70	H	Drexel	72 73								
174	H	Towson	41 62	227	H	Delaware	71 65								
44	H	James Madison	58 66	60	N	North Carolina	45 85								
151	A	Elon	53 77	258	H	Winthrop	63 75								
153	A	William & Mary	72 55	119	H	Coastal Caro.	43 62								

Non-Div I Games: Catawba 75 78 Mount Olive 75 67

UNCW

Loss, Non-Conf, S Site, H Home A Away N Neutral

Average RPI Win:	169	WON-LOST	WINNING	LAST 10	STRENGTH OF	OPP. STRENGTH	TEAM	ADJ.	CONF.	ADJ CONF.
Average RPI Loss:	47	RECORD	PCT. RANK	GAMES	SCHEDULE	OF SCHEDULE	RPI	RPI	RPI	RPI
DIV. I ONLY	10- 7	122	6-4	93	13	61	61	7	7	
DIV. I NON-CONF.	7- 3	80	3-0	128	2	51	51	7	7	
<hr/>										
TOTALS	RPI 1-25	RPI 26-50	W-L RECORDS	RPI 51-100	RPI 101-150	RPI 150+				
10- 7	1- 1	0- 3	OVERALL	3- 3	1- 0	5- 0				
5- 0	1- 0	0- 0	HOME	1- 0	0- 0	3- 0				
5- 5	0- 1	0- 2	AWAY	2- 2	1- 0	2- 0				
0- 2	0- 0	0- 1	NEUTRAL	0- 1	0- 0	0- 0				
7- 3	1- 0	0- 2	NON-CONFERENCE	2- 1	1- 0	3- 0				
3- 0	1- 0	0- 0	HOME	1- 0	0- 0	1- 0				
4- 1	0- 0	0- 1	AWAY	1- 0	1- 0	2- 0				
0- 2	0- 0	0- 1	NEUTRAL	0- 1	0- 0	0- 0				
3- 4	0- 1	0- 1	CONFERENCE	1- 2	0- 0	2- 0				
2- 0	0- 0	0- 0	HOME	0- 0	0- 0	2- 0				
1- 4	0- 1	0- 1	AWAY	1- 2	0- 0	0- 0				
0- 0	0- 0	0- 0	NEUTRAL	0- 0	0- 0	0- 0				

RPI 1-25				RPI 26-50				RPI 51-100 Team's RPI: 61				RPI 101+			
RPI	S	Opponent	Score	RPI	S	Opponent	Score	RPI	S	Opponent	Score	RPI	S	Opponent	Score
7	H	Iowa	88 66	30	N	Ohio St.	46 64	53	H	IUPUI	51 50	148	A	Missouri	78 73
13	A	Missouri St.	66 80	33	A	Drake	87 104	55	A	Iowa St.	71 63	171	A	Wichita St.	61 50
				36	A	Creighton	54 57	57	A	Bradley	47 61	273	H	Indiana St.	73 43
								67	N	Alabama	77 87	283	H	North Dakota St.	95 63
								88	A	Southern Ill.	60 57	299	A	Omaha	81 45
								92	A	Illinois St.	57 65	312	H	Evansville	76 60
<hr/>															
LAST 10 Division I															
				92	A	Illinois St.	57 65	88	A	Southern Ill.	60 57				
				57	A	Bradley	47 61	33	A	Drake	87 104				
				273	H	Indiana St.	73 43	55	A	Iowa St.	71 63				
				312	H	Evansville	76 60	53	H	IUPUI	51 50				
				13	A	Missouri St.	66 80	299	A	Omaha	81 45				

Non-Div I Games: Northwest Mo. St. 78 53

UNI

Average RPI Win:	208	WON-LOST	WINNING	LAST 10	STRENGTH OF	OPP. STRENGTH	TEAM	ADJ.	CONF.	ADJ CONF.
Average RPI Loss:	146	RECORD	PCT. RANK	GAMES	SCHEDULE	OF SCHEDULE	RPI	RPI	RPI	RPI
DIV. I ONLY	10- 10	174	7-3	184	143	186	186	17	17	
DIV. I NON-CONF.	4- 7	225	1-1	199	69	249	249	23	23	
TOTALS	RPI 1-25	RPI 26-50	W-L RECORDS	RPI 51-100	RPI 101-150	RPI 150+				
10- 10	0- 0	1- 2	OVERALL	1- 2	1- 1	7- 5				
6- 5	0- 0	1- 2	HOME	1- 1	1- 0	3- 2				
4- 5	0- 0	0- 0	AWAY	0- 1	0- 1	4- 3				
0- 0	0- 0	0- 0	NEUTRAL	0- 0	0- 0	0- 0				
4- 7	0- 0	1- 2	NON-CONFERENCE	1- 1	0- 0	2- 4				
3- 4	0- 0	1- 2	HOME	1- 0	0- 0	1- 2				
1- 3	0- 0	0- 0	AWAY	0- 1	0- 0	1- 2				
0- 0	0- 0	0- 0	NEUTRAL	0- 0	0- 0	0- 0				
6- 3	0- 0	0- 0	CONFERENCE	0- 1	1- 1	5- 1				
3- 1	0- 0	0- 0	HOME	0- 1	1- 0	2- 0				
3- 2	0- 0	0- 0	AWAY	0- 0	0- 1	3- 1				
0- 0	0- 0	0- 0	NEUTRAL	0- 0	0- 0	0- 0				

RPI S	Opponent	Score	RPI S	Opponent	Score	RPI S	Opponent	Score	RPI S	Opponent	Score	Team's RPI: 186
37	H Duke	45 57	74	H South Fla.	61 51	112	H Boise St.	66 65				
42	H St. John's (NY)	79 75	81	A Southern California	54 75	125	A San Jose St.	60 62				
43	H Virginia	55 63	82	H Fresno St.	66 72	151	H Elon	44 50				
						196	A New Mexico	68 51				
						206	H Wyoming	65 53				
						208	A Southern Utah	68 72				
						228	A Pepperdine	69 44				
						235	H Cal St. Fullerton	58 64				
						247	A Grand Canyon	51 53				
						254	A San Diego St.	39 48				
						282	H Nevada	66 64				
						287	A Utah St.	60 46				
						308	A Air Force	67 60				
						349	H South Carolina St.	66 57				
LAST 10 Division I												
254	A San Diego St.	39 48	112	H Boise St.	66 65							
282	H Nevada	66 64	308	A Air Force	67 60							
196	A New Mexico	68 51	287	A Utah St.	60 46							
125	A San Jose St.	60 62	74	H South Fla.	61 51							
206	H Wyoming	65 53	43	H Virginia	55 63							

Non-Div I Games:

UNLV

■ Loss, 
 ■ Non-Conf, 
 ■ S Site, 
 ■ H Home 
 ■ A Away 
 N Neutral

## USC Upstate

Through Games Of Jan. 30, 2020

Average RPI Win:	344	WON-LOST	WINNING	LAST 10	STRENGTH OF	OPP. STRENGTH	TEAM	ADJ.	CONF.	ADJ CONF.
Average RPI Loss:	199	RECORD	PCT. RANK	GAMES	SCHEDULE	OF SCHEDULE	RPI	RPI	RPI	RPI
DIV. I ONLY	4- 13	302	1-9	326	316	340	340	26	26	
DIV. I NON-CONF.	3- 4	201	0	340	216	304	304	28	28	
TOTALS	RPI 1-25	RPI 26-50	W-L RECORDS	RPI 51-100	RPI 101-150	RPI 150+				
4- 13	0- 1	0- 0	OVERALL	0- 1	0- 1	4- 10				
4- 4	0- 0	0- 0	HOME	0- 0	0- 0	4- 4				
0- 9	0- 1	0- 0	AWAY	0- 1	0- 1	0- 6				
0- 0	0- 0	0- 0	NEUTRAL	0- 0	0- 0	0- 0				
3- 4	0- 1	0- 0	NON-CONFERENCE	0- 1	0- 0	3- 2				
3- 0	0- 0	0- 0	HOME	0- 0	0- 0	3- 0				
0- 4	0- 1	0- 0	AWAY	0- 1	0- 0	0- 2				
0- 0	0- 0	0- 0	NEUTRAL	0- 0	0- 0	0- 0				
1- 9	0- 0	0- 0	CONFERENCE	0- 0	0- 1	1- 8				
1- 4	0- 0	0- 0	HOME	0- 0	0- 0	1- 4				
0- 5	0- 0	0- 0	AWAY	0- 0	0- 1	0- 4				
0- 0	0- 0	0- 0	NEUTRAL	0- 0	0- 0	0- 0				

RPI 1-25				RPI 26-50				RPI 51-100				RPI 101+ Team's RPI: 340			
RPI	S	Opponent	Score	RPI	S	Opponent	Score	RPI	S	Opponent	Score	RPI	S	Opponent	Score
2	A	South Carolina	32 112					71	A	Georgia	53 67	128	A	Campbell	38 50
												181	A	Hampton	40 60
												203	A	Jacksonville	43 87
												212	A	High Point	46 85
												225	H	UNC Asheville	48 68
												229	A	Gardner-Webb	53 63
												238	H	Radford	41 57
												258	H	Winthrop	38 52
												271	A	East Carolina	48 69
												272	H	Longwood	62 70
												298	A	Presbyterian	42 55
												335	H	Western Caro.	70 62
												341	H	Charleston So.	70 53
												349	H	South Carolina St.	58 47
												350	H	Florida A&M	74 61
LAST 10 Division I															
298	A	Presbyterian	42 55	258	H	Winthrop	38 52								
238	H	Radford	41 57	225	H	UNC Asheville	48 68								
229	A	Gardner-Webb	53 63	212	A	High Point	46 85								
181	A	Hampton	40 60	128	A	Campbell	38 50								
272	H	Longwood	62 70	341	H	Charleston So.	70 53								

Non-Div I Games: Mars Hill 89 31 UNKNOWN 71 49

USC Upstate

Loss, Non-Conf, S Site, H Home A Away N Neutral

Average RPI Win:	239	WON-LOST	WINNING	LAST 10	STRENGTH OF	OPP. STRENGTH	TEAM	ADJ.	CONF.	ADJ CONF.
Average RPI Loss:	54	RECORD	PCT. RANK	GAMES	SCHEDULE	OF SCHEDULE	RPI	RPI	RPI	RPI
DIV. I ONLY	12- 8	114	7-3	87	154	99	99	22	22	
DIV. I NON-CONF.	6- 6	164	1-1	71	60	112	112	21	21	
TOTALS	RPI 1-25	RPI 26-50	W-L RECORDS	RPI 51-100	RPI 101-150	RPI 150+				
12- 8	0- 3	0- 1	OVERALL	0- 2	2- 2	10- 0				
7- 2	0- 0	0- 0	HOME	0- 1	1- 1	6- 0				
5- 3	0- 1	0- 0	AWAY	0- 1	1- 1	4- 0				
0- 3	0- 2	0- 1	NEUTRAL	0- 0	0- 0	0- 0				
6- 6	0- 3	0- 1	NON-CONFERENCE	0- 1	1- 1	5- 0				
3- 2	0- 0	0- 0	HOME	0- 1	0- 1	3- 0				
3- 1	0- 1	0- 0	AWAY	0- 0	1- 0	2- 0				
0- 3	0- 2	0- 1	NEUTRAL	0- 0	0- 0	0- 0				
6- 2	0- 0	0- 0	CONFERENCE	0- 1	1- 1	5- 0				
4- 0	0- 0	0- 0	HOME	0- 0	1- 0	3- 0				
2- 2	0- 0	0- 0	AWAY	0- 1	0- 1	2- 0				
0- 0	0- 0	0- 0	NEUTRAL	0- 0	0- 0	0- 0				

RPI 1-25				RPI 26-50				RPI 51-100 Team's RPI: 99				RPI 101+			
RPI	S	Opponent	Score	RPI	S	Opponent	Score	RPI	S	Opponent	Score	RPI	S	Opponent	Score
1	N	Oregon	54 91	45	N	Oklahoma St.	47 60	64	A	Troy	69 85	110	H	Texas Southern	63 74
3	N	Louisville	67 76					80	H	Marist	57 73	119	A	Coastal Caro.	56 62
12	A	Northwestern	47 74									134	H	Louisiana	79 52
												149	A	Kansas St.	57 53
												160	H	Wright St.	68 62
												201	H	Little Rock	65 58
												210	H	Arkansas St.	71 44
												211	H	SMU	51 46
												237	A	North Texas	68 49
												262	A	South Alabama	68 45
												279	A	Appalachian St.	82 60
												337	A	Grambling	88 54
												346	H	La.-Monroe	72 34
												347	H	Chicago St.	84 53
LAST 10 Division I															
				64	A	Troy	69 85	279	A	Appalachian St.	82 60				
				262	A	South Alabama	68 45	201	H	Little Rock	65 58				
				346	H	La.-Monroe	72 34	210	H	Arkansas St.	71 44				
				134	H	Louisiana	79 52	110	H	Texas Southern	63 74				
				119	A	Coastal Caro.	56 62	211	H	SMU	51 46				

Non-Div I Games:

UT Arlington

■ Loss, 
 ■ Non-Conf, 
 ■ S Site, 
 ■ H Home 
 ■ A Away 
 N Neutral

Average RPI Win:	207	WON-LOST	WINNING	LAST 10	STRENGTH OF	OPP. STRENGTH	TEAM	ADJ.	CONF.	ADJ CONF.
Average RPI Loss:	75	RECORD	PCT. RANK	GAMES	SCHEDULE	OF SCHEDULE	RPI	RPI	RPI	RPI
DIV. I ONLY	12- 8	114	8-2	84	121	73	73	20	20	
DIV. I NON-CONF.	4- 7	225	0-1	12	20	113	113	24	24	
TOTALS	RPI 1-25	RPI 26-50	W-L RECORDS	RPI 51-100	RPI 101-150	RPI 150+				
12- 8	0- 3	0- 1	OVERALL	2- 3	0- 0	10- 1				
8- 1	0- 1	0- 0	HOME	2- 0	0- 0	6- 0				
4- 7	0- 2	0- 1	AWAY	0- 3	0- 0	4- 1				
0- 0	0- 0	0- 0	NEUTRAL	0- 0	0- 0	0- 0				
4- 7	0- 3	0- 1	NON-CONFERENCE	1- 3	0- 0	3- 0				
4- 1	0- 1	0- 0	HOME	1- 0	0- 0	3- 0				
0- 6	0- 2	0- 1	AWAY	0- 3	0- 0	0- 0				
0- 0	0- 0	0- 0	NEUTRAL	0- 0	0- 0	0- 0				
8- 1	0- 0	0- 0	CONFERENCE	1- 0	0- 0	7- 1				
4- 0	0- 0	0- 0	HOME	1- 0	0- 0	3- 0				
4- 1	0- 0	0- 0	AWAY	0- 0	0- 0	4- 1				
0- 0	0- 0	0- 0	NEUTRAL	0- 0	0- 0	0- 0				

RPI 1-25				RPI 26-50				RPI 51-100 Team's RPI: 73				RPI 101+			
RPI	S	Opponent	Score	RPI	S	Opponent	Score	RPI	S	Opponent	Score	RPI	S	Opponent	Score
3	H	Louisville	63 71	41	A	Arkansas	46 96	53	H	IUPUI	57 51	167	H	Samford	80 75
10	A	Gonzaga	55 78					54	H	Belmont	74 57	176	A	Austin Peay	69 61
15	A	Mississippi St.	46 82					88	A	Southern Ill.	59 70	176	H	Austin Peay	65 61
								92	A	Illinois St.	47 70	207	A	Murray St.	89 64
								100	A	Saint Louis	50 56	207	H	Murray St.	98 56
												231	H	Chattanooga	78 51
												249	A	Eastern Ill.	70 74
												263	H	Lipscomb	83 67
												280	A	Eastern Ky.	65 50
												322	A	SIUE	79 39
												343	H	Tennessee St.	88 71
LAST 10 Division I															
280	A	Eastern Ky.	65 50	54	H	Belmont	74 57								
322	A	SIUE	79 39	343	H	Tennessee St.	88 71								
249	A	Eastern Ill.	70 74	176	A	Austin Peay	69 61								
176	H	Austin Peay	65 61	207	A	Murray St.	89 64								
207	H	Murray St.	98 56	41	A	Arkansas	46 96								

Non-Div I Games:

UT Martin

■ Loss, 
 ■ Non-Conf, S Site, 
 ■ Home 
 ■ Away 
 N Neutral

Average RPI Win:	266	WON-LOST	WINNING	LAST 10	STRENGTH OF	OPP. STRENGTH	TEAM	ADJ.	CONF.	ADJ CONF.
Average RPI Loss:	152	RECORD	PCT. RANK	GAMES	SCHEDULE	OF SCHEDULE	RPI	RPI	RPI	RPI
DIV. I ONLY	12- 7	97	5-5	292	230	217	217	13	13	
DIV. I NON-CONF.	7- 4	100	0-2	312	314	256	256	14	14	
TOTALS	RPI 1-25	RPI 26-50	W-L RECORDS	RPI 51-100	RPI 101-150	RPI 150+				
12- 7	0- 0	0- 2	OVERALL	0- 0	1- 1	11- 4				
10- 4	0- 0	0- 1	HOME	0- 0	1- 1	9- 2				
2- 3	0- 0	0- 1	AWAY	0- 0	0- 0	2- 2				
0- 0	0- 0	0- 0	NEUTRAL	0- 0	0- 0	0- 0				
7- 4	0- 0	0- 1	NON-CONFERENCE	0- 0	1- 0	6- 3				
6- 3	0- 0	0- 1	HOME	0- 0	1- 0	5- 2				
1- 1	0- 0	0- 0	AWAY	0- 0	0- 0	1- 1				
0- 0	0- 0	0- 0	NEUTRAL	0- 0	0- 0	0- 0				
5- 3	0- 0	0- 1	CONFERENCE	0- 0	0- 1	5- 1				
4- 1	0- 0	0- 0	HOME	0- 0	0- 1	4- 0				
1- 2	0- 0	0- 1	AWAY	0- 0	0- 0	1- 1				
0- 0	0- 0	0- 0	NEUTRAL	0- 0	0- 0	0- 0				

RPI S	Opponent	Score	RPI S	Opponent	Score	RPI S	Opponent	Score	RPI S	Opponent	Score	Team's RPI: 217
32	H Arizona	43 54	50	A Middle Tenn.	60 76				103	H Rice	61 69	
									144	H Western Mich.	76 46	
									165	H Fla. Atlantic	96 65	
									191	A Southern Miss.	89 72	
									196	H New Mexico	78 93	
									211	A SMU	56 60	
									224	H Tulsa	51 58	
									237	H North Texas	67 63	
									251	A Louisiana Tech	80 87	
									281	H UC Riverside	63 50	
									292	H FIU	64 34	
									303	H UTSA	94 54	
									306	H Weber St.	70 51	
									311	A New Mexico St.	63 57	
									311	H New Mexico St.	65 45	
									320	H Alcorn	92 47	
									330	H Georgia St.	71 68	
LAST 10 Division I												
50	A Middle Tenn.	60 76	191	A Southern Miss.	89 72							
237	H North Texas	67 63	165	H Fla. Atlantic	96 65							
103	H Rice	61 69	292	H FIU	64 34							
303	H UTSA	94 54	224	H Tulsa	51 58							
251	A Louisiana Tech	80 87	211	A SMU	56 60							

Non-Div I Games:

UTEP

■ Loss, 
 ■ Non-Conf, 
 ■ S Site, 
 ■ H Home 
 ■ A Away 
 N Neutral

Average RPI Win:	318	WON-LOST	WINNING	LAST 10	STRENGTH OF	OPP. STRENGTH	TEAM	ADJ.	CONF.	ADJ CONF.
Average RPI Loss:	189	RECORD	PCT. RANK	GAMES	SCHEDULE	OF SCHEDULE	RPI	RPI	RPI	RPI
DIV. I ONLY	4- 12	293	3-7	282	319	317	317	31	31	
DIV. I NON-CONF.	1- 8	322	0-3	162	223	317	317	32	32	
TOTALS	RPI 1-25	RPI 26-50	W-L RECORDS	RPI 51-100	RPI 101-150	RPI 150+				
4- 12	0- 0	0- 1	OVERALL	0- 1	0- 4	4- 6				
3- 3	0- 0	0- 0	HOME	0- 0	0- 2	3- 1				
1- 7	0- 0	0- 1	AWAY	0- 1	0- 2	1- 3				
0- 2	0- 0	0- 0	NEUTRAL	0- 0	0- 0	0- 2				
1- 8	0- 0	0- 1	NON-CONFERENCE	0- 1	0- 4	1- 2				
1- 2	0- 0	0- 0	HOME	0- 0	0- 2	1- 0				
0- 4	0- 0	0- 1	AWAY	0- 1	0- 2	0- 0				
0- 2	0- 0	0- 0	NEUTRAL	0- 0	0- 0	0- 2				
3- 4	0- 0	0- 0	CONFERENCE	0- 0	0- 0	3- 4				
2- 1	0- 0	0- 0	HOME	0- 0	0- 0	2- 1				
1- 3	0- 0	0- 0	AWAY	0- 0	0- 0	1- 3				
0- 0	0- 0	0- 0	NEUTRAL	0- 0	0- 0	0- 0				

RPI 1-25				RPI 26-50				RPI 51-100				RPI 101+ Team's RPI: 317			
RPI	S	Opponent	Score	RPI	S	Opponent	Score	RPI	S	Opponent	Score	RPI	S	Opponent	Score
				29	A	Texas	69 85	81	A	Southern California	43 80	110	H	Texas Southern	44 71
												126	A	A&M-Corpus Christi	50 61
												126	H	A&M-Corpus Christi	54 59
												149	A	Kansas St.	66 79
												230	A	UMKC	56 60
												247	A	Grand Canyon	60 62
												257	N	Long Beach St.	65 69
												282	N	Nevada	57 62
												293	H	California Baptist	87 68
												303	H	UTSA	75 64
												311	A	New Mexico St.	75 76
												324	H	Utah Valley	67 76
												329	H	Seattle U	85 81
												347	A	Chicago St.	87 67
LAST 10 Division I															
				247	A	Grand Canyon	60 62	230	A	UMKC	56 60				
				311	A	New Mexico St.	75 76	293	H	California Baptist	87 68				
				324	H	Utah Valley	67 76	149	A	Kansas St.	66 79				
				329	H	Seattle U	85 81	282	N	Nevada	57 62				
				347	A	Chicago St.	87 67	257	N	Long Beach St.	65 69				

Non-Div I Games: Tex. A&M Int'l 72 56 Tex. A&M-Kingsville 66 45 Texas Lutheran 98 46 Minot St. 75 56

UTRGV

Loss, Non-Conf, S Site, H Home A Away N Neutral



Average RPI Win:	289	WON-LOST	WINNING	LAST 10	STRENGTH OF	OPP. STRENGTH	TEAM	ADJ.	CONF.	ADJ CONF.
Average RPI Loss:	175	RECORD	PCT. RANK	GAMES	SCHEDULE	OF SCHEDULE	RPI	RPI	RPI	RPI
DIV. I ONLY	3- 13	316	2-8	210	238	303	303	13	13	
DIV. I NON-CONF.	1- 7	321	0-2	249	272	331	331	14	14	
TOTALS	RPI 1-25	RPI 26-50	W-L RECORDS	RPI 51-100	RPI 101-150	RPI 150+				
3- 13	0- 0	0- 1	OVERALL	0- 1	0- 2	3- 9				
2- 4	0- 0	0- 0	HOME	0- 0	0- 1	2- 3				
1- 8	0- 0	0- 1	AWAY	0- 0	0- 1	1- 6				
0- 1	0- 0	0- 0	NEUTRAL	0- 1	0- 0	0- 0				
1- 7	0- 0	0- 1	NON-CONFERENCE	0- 1	0- 0	1- 5				
1- 1	0- 0	0- 0	HOME	0- 0	0- 0	1- 1				
0- 5	0- 0	0- 1	AWAY	0- 0	0- 0	0- 4				
0- 1	0- 0	0- 0	NEUTRAL	0- 1	0- 0	0- 0				
2- 6	0- 0	0- 0	CONFERENCE	0- 0	0- 2	2- 4				
1- 3	0- 0	0- 0	HOME	0- 0	0- 1	1- 2				
1- 3	0- 0	0- 0	AWAY	0- 0	0- 1	1- 2				
0- 0	0- 0	0- 0	NEUTRAL	0- 0	0- 0	0- 0				

RPI	S	Opponent	Score	RPI	S	Opponent	Score	RPI	S	Opponent	Score	RPI	S	Opponent	Score	Team's RPI: 303
29	A	Texas	53	84	97	N	Utah	45	91	103	H	Rice	62	74		
										127	A	UAB	55	94		
										154	A	Texas Tech	58	115		
										159	H	Sam Houston St.	77	81		
										165	H	Fla. Atlantic	53	80		
										190	A	Hawaii	50	62		
										191	A	Southern Miss.	65	82		
										217	A	UTEP	54	94		
										237	H	North Texas	55	79		
										251	A	Louisiana Tech	82	73		
										290	A	Texas St.	69	74		
										292	H	FIU	60	45		
										317	A	UTRGV	64	75		
										325	H	Incarinate Word	63	56		
LAST 10 Division I																
127	A	UAB	55	94	251	A	Louisiana Tech	82	73							
103	H	Rice	62	74	292	H	FIU	60	45							
237	H	North Texas	55	79	165	H	Fla. Atlantic	53	80							
217	A	UTEP	54	94	154	A	Texas Tech	58	115							
191	A	Southern Miss.	65	82	159	H	Sam Houston St.	77	81							

Non-Div I Games: Texas Wesleyan 80 78 Southwest (NM) 79 62 Concordia (TX) 73 44

UTSA

Loss, Non-Conf, S Site, H Home A Away N Neutral

Average RPI Win:	186	WON-LOST	WINNING	LAST 10	STRENGTH OF	OPP. STRENGTH	TEAM	ADJ.	CONF.	ADJ CONF.
Average RPI Loss:	59	RECORD	PCT. RANK	GAMES	SCHEDULE	OF SCHEDULE	RPI	RPI	RPI	RPI
DIV. I ONLY	10- 10	174	4-6	49	36	97	97	1	1	
DIV. I NON-CONF.	7- 4	100	1-0	297	182	195	195	1	1	
-----										
TOTALS	RPI 1-25	RPI 26-50	W-L RECORDS	RPI 51-100	RPI 101-150	RPI 150+				
10- 10	0- 5	1- 1	OVERALL	2- 2	2- 1	5- 1				
5- 5	0- 2	0- 1	HOME	1- 1	0- 1	4- 0				
3- 5	0- 3	1- 0	AWAY	1- 1	1- 0	0- 1				
2- 0	0- 0	0- 0	NEUTRAL	0- 0	1- 0	1- 0				
7- 4	0- 0	0- 0	NON-CONFERENCE	1- 2	1- 1	5- 1				
4- 2	0- 0	0- 0	HOME	0- 1	0- 1	4- 0				
1- 2	0- 0	0- 0	AWAY	1- 1	0- 0	0- 1				
2- 0	0- 0	0- 0	NEUTRAL	0- 0	1- 0	1- 0				
3- 6	0- 5	1- 1	CONFERENCE	1- 0	1- 0	0- 0				
1- 3	0- 2	0- 1	HOME	1- 0	0- 0	0- 0				
2- 3	0- 3	1- 0	AWAY	0- 0	1- 0	0- 0				
0- 0	0- 0	0- 0	NEUTRAL	0- 0	0- 0	0- 0				

RPI 1-25				RPI 26-50				RPI 51-100 Team's RPI: 97				RPI 101+			
RPI	S	Opponent	Score	RPI	S	Opponent	Score	RPI	S	Opponent	Score	RPI	S	Opponent	Score
1	A	Oregon	51 88	48	A	Colorado	84 69	52	H	South Dakota	81 84	110	N	Texas Southern	61 52
1	H	Oregon	63 90	48	H	Colorado	70 80	69	A	BYU	77 73	124	A	California	71 62
4	A	Stanford	49 82					81	H	Southern California	67 65	141	H	Providence	60 67
5	H	UCLA	54 84					98	A	Cincinnati	62 68	233	A	Xavier	63 70
11	A	Oregon St.	48 77									240	H	Oral Roberts	78 58
												282	H	Nevada	68 62
												295	H	Eastern Wash.	87 49
												303	N	UTSA	91 45
												306	H	Weber St.	75 46
-----															
LAST 10 Division I															
1	H	Oregon	63 90	5	H	UCLA	54 84								
4	A	Stanford	49 82	1	A	Oregon	51 88								
124	A	California	71 62	11	A	Oregon St.	48 77								
48	A	Colorado	84 69	48	H	Colorado	70 80								
81	H	Southern California	67 65	306	H	Weber St.	75 46								

Non-Div I Games:

Utah

Average RPI Win:	275	WON-LOST	WINNING	LAST 10	STRENGTH OF	OPP. STRENGTH	TEAM	ADJ.	CONF.	ADJ CONF.
Average RPI Loss:	174	RECORD	PCT. RANK	GAMES	SCHEDULE	OF SCHEDULE	RPI	RPI	RPI	RPI
DIV. I ONLY	5- 15	293	2-8	181	245	287	287	17	17	
DIV. I NON-CONF.	4- 6	212	1-1	105	248	172	172	23	23	
TOTALS	RPI 1-25	RPI 26-50	W-L RECORDS	RPI 51-100	RPI 101-150	RPI 150+				
5- 15	0- 2	0- 0	OVERALL	0- 2	0- 3	5- 8				
3- 6	0- 0	0- 0	HOME	0- 0	0- 3	3- 3				
2- 9	0- 2	0- 0	AWAY	0- 2	0- 0	2- 5				
0- 0	0- 0	0- 0	NEUTRAL	0- 0	0- 0	0- 0				
4- 6	0- 2	0- 0	NON-CONFERENCE	0- 1	0- 1	4- 2				
3- 1	0- 0	0- 0	HOME	0- 0	0- 1	3- 0				
1- 5	0- 2	0- 0	AWAY	0- 1	0- 0	1- 2				
0- 0	0- 0	0- 0	NEUTRAL	0- 0	0- 0	0- 0				
1- 9	0- 0	0- 0	CONFERENCE	0- 1	0- 2	1- 6				
0- 5	0- 0	0- 0	HOME	0- 0	0- 2	0- 3				
1- 4	0- 0	0- 0	AWAY	0- 1	0- 0	1- 3				
0- 0	0- 0	0- 0	NEUTRAL	0- 0	0- 0	0- 0				

RPI	S	Opponent	Score	RPI	S	Opponent	Score	RPI	S	Opponent	Score	RPI	S	Opponent	Score	Team's RPI: 287
1	A	Oregon	52 109					69	A	BYU	50 67	112	H	Boise St.	59 65	
11	A	Oregon St.	46 75					82	A	Fresno St.	64 76	125	H	San Jose St.	61 76	
												140	H	Portland	64 70	
												186	H	UNLV	46 60	
												206	H	Wyoming	54 65	
												235	A	Cal St. Fullerton	62 83	
												237	H	North Texas	66 55	
												242	H	Idaho St.	69 61	
												254	A	San Diego St.	62 66	
												257	A	Long Beach St.	56 48	
												270	A	Colorado St.	55 56	
												282	A	Nevada	60 69	
												308	A	Air Force	53 52	
												308	H	Air Force	45 62	
												324	A	Utah Valley	49 57	
												329	H	Seattle U	70 63	
LAST 10 Division I																
206	H	Wyoming	54 65	308	H	Air Force	45 62									
270	A	Colorado St.	55 56	254	A	San Diego St.	62 66									
308	A	Air Force	53 52	186	H	UNLV	46 60									
112	H	Boise St.	59 65	324	A	Utah Valley	49 57									
282	A	Nevada	60 69	242	H	Idaho St.	69 61									

Non-Div I Games: Dixie St. 61 49

Utah St.

## Utah Valley

Through Games Of Jan. 30, 2020

Average RPI Win:	304	WON-LOST	WINNING	LAST 10	STRENGTH OF	OPP. STRENGTH	TEAM	ADJ.	CONF.	ADJ CONF.
Average RPI Loss:	220	RECORD	PCT. RANK	GAMES	SCHEDULE	OF SCHEDULE	RPI	RPI	RPI	RPI
DIV. I ONLY	6- 12	257	6-4	339	331	324	324	31	31	
DIV. I NON-CONF.	1- 9	326	1-1	317	285	344	344	32	32	
TOTALS	RPI 1-25	RPI 26-50	W-L RECORDS	RPI 51-100	RPI 101-150	RPI 150+				
6- 12	0- 0	0- 0	OVERALL	0- 1	0- 1	6- 10				
4- 6	0- 0	0- 0	HOME	0- 0	0- 0	4- 6				
2- 6	0- 0	0- 0	AWAY	0- 1	0- 1	2- 4				
0- 0	0- 0	0- 0	NEUTRAL	0- 0	0- 0	0- 0				
1- 9	0- 0	0- 0	NON-CONFERENCE	0- 1	0- 1	1- 7				
1- 4	0- 0	0- 0	HOME	0- 0	0- 0	1- 4				
0- 5	0- 0	0- 0	AWAY	0- 1	0- 1	0- 3				
0- 0	0- 0	0- 0	NEUTRAL	0- 0	0- 0	0- 0				
5- 3	0- 0	0- 0	CONFERENCE	0- 0	0- 0	5- 3				
3- 2	0- 0	0- 0	HOME	0- 0	0- 0	3- 2				
2- 1	0- 0	0- 0	AWAY	0- 0	0- 0	2- 1				
0- 0	0- 0	0- 0	NEUTRAL	0- 0	0- 0	0- 0				

RPI 1-25				RPI 26-50				RPI 51-100				RPI 101+ Team's RPI: 324					
RPI	S	Opponent	Score	RPI	S	Opponent	Score	RPI	S	Opponent	Score	RPI	S	Opponent	Score		
								69	A	BYU	57	71	112	A	Boise St.	69	77
												156	H	CSU Bakersfield	53	55	
												182	H	Montana	52	63	
												208	H	Southern Utah	58	71	
												230	H	UMKC	62	41	
												242	H	Idaho St.	61	88	
												247	H	Grand Canyon	59	66	
												263	A	UC Santa Barbara	51	59	
												281	A	UC Riverside	53	67	
												282	H	Nevada	57	60	
												287	H	Utah St.	57	49	
												293	A	California Baptist	67	80	
												306	A	Weber St.	46	72	
												311	A	New Mexico St.	58	54	
												317	A	UTRGV	76	67	
												329	H	Seattle U	70	58	
												347	H	Chicago St.	89	58	
LAST 10 Division I																	
				293	A	California Baptist	67	80	329	H	Seattle U	70	58				
				247	H	Grand Canyon	59	66	230	H	UMKC	62	41				
				156	H	CSU Bakersfield	53	55	347	H	Chicago St.	89	58				
				317	A	UTRGV	76	67	287	H	Utah St.	57	49				
				311	A	New Mexico St.	58	54	306	A	Weber St.	46	72				

Non-Div I Games: Antelope Valley 77 61 Ottawa (AZ) 99 50

Utah Valley

Loss, Non-Conf, S Site, H Home A Away N Neutral

Average RPI Win:	186	WON-LOST	WINNING	LAST 10	STRENGTH OF	OPP. STRENGTH	TEAM	ADJ.	CONF.	ADJ CONF.
Average RPI Loss:	106	RECORD	PCT. RANK	GAMES	SCHEDULE	OF SCHEDULE	RPI	RPI	RPI	RPI
DIV. I ONLY	12- 8	114	8-2	123	102	105	105	12	12	
DIV. I NON-CONF.	5- 8	221	1-2	150	87	222	222	12	12	
TOTALS	RPI 1-25	RPI 26-50	W-L RECORDS	RPI 51-100	RPI 101-150	RPI 150+				
12- 8	0- 0	1- 1	OVERALL	1- 4	3- 1	7- 2				
7- 3	0- 0	1- 0	HOME	0- 1	2- 1	4- 1				
4- 5	0- 0	0- 1	AWAY	1- 3	1- 0	2- 1				
1- 0	0- 0	0- 0	NEUTRAL	0- 0	0- 0	1- 0				
5- 8	0- 0	1- 1	NON-CONFERENCE	0- 4	0- 1	4- 2				
4- 3	0- 0	1- 0	HOME	0- 1	0- 1	3- 1				
0- 5	0- 0	0- 1	AWAY	0- 3	0- 0	0- 1				
1- 0	0- 0	0- 0	NEUTRAL	0- 0	0- 0	1- 0				
7- 0	0- 0	0- 0	CONFERENCE	1- 0	3- 0	3- 0				
3- 0	0- 0	0- 0	HOME	0- 0	2- 0	1- 0				
4- 0	0- 0	0- 0	AWAY	1- 0	1- 0	2- 0				
0- 0	0- 0	0- 0	NEUTRAL	0- 0	0- 0	0- 0				

RPI S	Opponent	Score	RPI S	Opponent	Score	RPI S	Opponent	Score	RPI S	Opponent	Score	Team's RPI: 105
28	H Old Dominion	62 49	50	A Middle Tenn.	63 86	65	A Boston College	52 87	118	H Richmond	53 50	
						74	A South Fla.	55 77	122	H Fordham	62 52	
						76	A Seton Hall	33 53	138	H N.C. A&T	58 69	
						98	H Cincinnati	56 58	139	A Massachusetts	61 46	
						100	A Saint Louis	65 52	153	H William & Mary	55 69	
									179	A Rhode Island	75 54	
									191	A Southern Miss.	39 51	
									199	H Saint Joseph's	47 40	
									220	A George Mason	82 63	
									271	H East Carolina	53 40	
									279	H Appalachian St.	66 38	
									281	H UC Riverside	67 51	
									299	N Omaha	74 66	
LAST 10 Division I												
122	H Fordham	62 52	199	H Saint Joseph's	47 40							
220	A George Mason	82 63	179	A Rhode Island	75 54							
139	A Massachusetts	61 46	138	H N.C. A&T	58 69							
118	H Richmond	53 50	281	H UC Riverside	67 51							
100	A Saint Louis	65 52	50	A Middle Tenn.	63 86							

Non-Div I Games:

VCU

## Valparaiso

Through Games Of Jan. 30, 2020

Average RPI Win:	259	WON-LOST	WINNING	LAST 10	STRENGTH OF	OPP. STRENGTH	TEAM	ADJ.	CONF.	ADJ CONF.
Average RPI Loss:	70	RECORD	PCT. RANK	GAMES	SCHEDULE	OF SCHEDULE	RPI	RPI	RPI	RPI
DIV. I ONLY	11- 7	110	6-4	250	138	163	163	7	7	
DIV. I NON-CONF.	8- 3	68	3-0	324	193	142	142	7	7	
TOTALS	RPI 1-25	RPI 26-50	W-L RECORDS	RPI 51-100	RPI 101-150	RPI 150+				
11- 7	0- 2	0- 1	OVERALL	0- 3	1- 0	10- 1				
5- 4	0- 1	0- 0	HOME	0- 3	1- 0	4- 0				
6- 2	0- 1	0- 0	AWAY	0- 0	0- 0	6- 1				
0- 1	0- 0	0- 1	NEUTRAL	0- 0	0- 0	0- 0				
8- 3	0- 1	0- 1	NON-CONFERENCE	0- 0	0- 0	8- 1				
4- 0	0- 0	0- 0	HOME	0- 0	0- 0	4- 0				
4- 2	0- 1	0- 0	AWAY	0- 0	0- 0	4- 1				
0- 1	0- 0	0- 1	NEUTRAL	0- 0	0- 0	0- 0				
3- 4	0- 1	0- 0	CONFERENCE	0- 3	1- 0	2- 0				
1- 4	0- 1	0- 0	HOME	0- 3	1- 0	0- 0				
2- 0	0- 0	0- 0	AWAY	0- 0	0- 0	2- 0				
0- 0	0- 0	0- 0	NEUTRAL	0- 0	0- 0	0- 0				

RPI S	Opponent	Score	RPI S	Opponent	Score	RPI S	Opponent	Score	RPI S	Opponent	Score	Team's RPI: 163
12	A Northwestern	48 69	30	N Ohio St.	38 89	57	H Bradley	61 75	107	H Loyola Chicago	66 64	
13	H Missouri St.	68 81				88	H Southern Ill.	51 67	178	A Toledo	61 54	
						92	H Illinois St.	60 72	197	A North Dakota	63 65	
									200	H Bowling Green	95 90	
									249	A Eastern Ill.	78 66	
									253	H Morehead St.	55 53	
									273	A Indiana St.	75 56	
									283	A North Dakota St.	66 54	
									312	A Evansville	88 66	
									315	A Detroit Mercy	77 58	
									334	H UIC	63 37	
									347	H Chicago St.	95 49	
LAST 10 Division I												
107	H Loyola Chicago	66 64	13	H Missouri St.	68 81							
57	H Bradley	61 75	88	H Southern Ill.	51 67							
92	H Illinois St.	60 72	249	A Eastern Ill.	78 66							
312	A Evansville	88 66	347	H Chicago St.	95 49							
273	A Indiana St.	75 56	253	H Morehead St.	55 53							

Non-Div I Games:

Valparaiso

■ Loss, 
 ■ Non-Conf, 
 ■ S Site, 
 ■ H Home 
 ■ A Away 
 N Neutral

Vanderbilt

Through Games Of Jan. 30, 2020

Average RPI Win:	198	WON-LOST	WINNING	LAST 10	STRENGTH OF	OPP. STRENGTH	TEAM	ADJ.	CONF.	ADJ CONF.
Average RPI Loss:	49	RECORD	PCT. RANK	GAMES	SCHEDULE	OF SCHEDULE	RPI	RPI	RPI	RPI
DIV. I ONLY	12- 9	134	4-6	30	111	94	94	4	4	
DIV. I NON-CONF.	10- 3	58	2-0	101	274	73	73	5	5	
TOTALS	RPI 1-25	RPI 26-50	W-L RECORDS	RPI 51-100	RPI 101-150	RPI 150+				
12- 9	0- 3	0- 3	OVERALL	2- 2	2- 1	8- 0				
8- 5	0- 3	0- 2	HOME	1- 0	1- 0	6- 0				
3- 2	0- 0	0- 0	AWAY	1- 1	1- 1	1- 0				
1- 2	0- 0	0- 1	NEUTRAL	0- 1	0- 0	1- 0				
10- 3	0- 1	0- 1	NON-CONFERENCE	1- 1	1- 0	8- 0				
7- 1	0- 1	0- 0	HOME	1- 0	0- 0	6- 0				
2- 0	0- 0	0- 0	AWAY	0- 0	1- 0	1- 0				
1- 2	0- 0	0- 1	NEUTRAL	0- 1	0- 0	1- 0				
2- 6	0- 2	0- 2	CONFERENCE	1- 1	1- 1	0- 0				
1- 4	0- 2	0- 2	HOME	0- 0	1- 0	0- 0				
1- 2	0- 0	0- 0	AWAY	1- 1	0- 1	0- 0				
0- 0	0- 0	0- 0	NEUTRAL	0- 0	0- 0	0- 0				

RPI 1-25				RPI 26-50				RPI 51-100 Team's RPI: 94				RPI 101+			
RPI	S	Opponent	Score	RPI	S	Opponent	Score	RPI	S	Opponent	Score	RPI	S	Opponent	Score
2	H	South Carolina	57 93	39	N	Rutgers	56 62	67	A	Alabama	61 98	108	A	Washington	76 74
9	H	UConn	51 64	41	H	Arkansas	66 100	71	A	Georgia	63 55	131	H	Auburn	77 55
15	H	Mississippi St.	52 68	49	H	Tennessee	69 78	76	N	Seton Hall	65 69	145	A	Florida	60 68
								100	H	Saint Louis	62 50	155	H	Tennessee Tech	75 61
												166	H	Columbia	72 51
												175	H	Furman	74 46
												238	H	Radford	80 46
												280	H	Eastern Ky.	75 69
												301	N	UC Irvine	76 63
												313	H	Jacksonville St.	88 66
												343	A	Tennessee St.	106 55
LAST 10 Division I															
49	H	Tennessee	69 78	71	A	Georgia	63 55								
67	A	Alabama	61 98	145	A	Florida	60 68								
15	H	Mississippi St.	52 68	131	H	Auburn	77 55								
41	H	Arkansas	66 100	166	H	Columbia	72 51								
2	H	South Carolina	57 93	108	A	Washington	76 74								

Non-Div I Games:

Vanderbilt

Loss, Non-Conf, S Site, H Home A Away N Neutral

RPI 1-25				RPI 26-50				RPI 51-100				RPI 101+ Team's RPI: 296			
RPI	S	Opponent	Score	RPI	S	Opponent	Score	RPI	S	Opponent	Score	RPI	S	Opponent	Score
								63	A	Minnesota	58 90	107	A	Loyola Chicago	76 78
								83	A	Stony Brook	49 67	139	H	Massachusetts	49 83
												157	A	Dartmouth	55 72
												169	A	Merrimack	53 78
												179	A	Rhode Island	74 77
												188	H	Binghamton	65 62
												209	A	UMass Lowell	47 61
												246	H	Maine	47 65
												248	H	Saint Francis (PA)	69 73
												261	H	New Hampshire	51 59
												277	H	Navy	64 56
												304	H	UMBC	60 58
												307	A	Albany (NY)	49 58
												309	H	Bryant	71 66
												331	H	NJIT	65 59
												338	H	Canisius	76 53
												345	A	Hartford	63 53
												348	A	LIU Brooklyn	73 62
LAST 10 Division I															
				261	H	New Hampshire	51 59	304	H	UMBC	60 58				
				209	A	UMass Lowell	47 61	83	A	Stony Brook	49 67				
				246	H	Maine	47 65	307	A	Albany (NY)	49 58				
				345	A	Hartford	63 53	169	A	Merrimack	53 78				
				188	H	Binghamton	65 62	348	A	LIU Brooklyn	73 62				

Page 328



Villanova

Through Games Of Jan. 30, 2020

Average RPI Win:	148	WON-LOST	WINNING	LAST 10	STRENGTH OF	OPP. STRENGTH	TEAM	ADJ.	CONF.	ADJ CONF.
Average RPI Loss:	73	RECORD	PCT. RANK	GAMES	SCHEDULE	OF SCHEDULE	RPI	RPI	RPI	RPI
DIV. I ONLY	11- 9	148	6-4	64	49	89	89	6	6	
DIV. I NON-CONF.	6- 5	151	1-0	73	55	89	89	6	6	
TOTALS	RPI 1-25	RPI 26-50	W-L RECORDS	RPI 51-100	RPI 101-150	RPI 150+				
11- 9	0- 1	1- 3	OVERALL	2- 3	3- 1	5- 1				
6- 4	0- 0	0- 2	HOME	0- 1	2- 1	4- 0				
5- 5	0- 1	1- 1	AWAY	2- 2	1- 0	1- 1				
0- 0	0- 0	0- 0	NEUTRAL	0- 0	0- 0	0- 0				
6- 5	0- 0	0- 1	NON-CONFERENCE	1- 2	2- 1	3- 1				
3- 2	0- 0	0- 1	HOME	0- 0	1- 1	2- 0				
3- 3	0- 0	0- 0	AWAY	1- 2	1- 0	1- 1				
0- 0	0- 0	0- 0	NEUTRAL	0- 0	0- 0	0- 0				
5- 4	0- 1	1- 2	CONFERENCE	1- 1	1- 0	2- 0				
3- 2	0- 0	0- 1	HOME	0- 1	1- 0	2- 0				
2- 2	0- 1	1- 1	AWAY	1- 0	0- 0	0- 0				
0- 0	0- 0	0- 0	NEUTRAL	0- 0	0- 0	0- 0				

RPI 1-25				RPI 26-50				RPI 51-100 Team's RPI: 89				RPI 101+			
RPI	S	Opponent	Score	RPI	S	Opponent	Score	RPI	S	Opponent	Score	RPI	S	Opponent	Score
16	A	DePaul	69 85	35	A	Marquette	52 57	51	A	Temple	69 74	114	H	Penn	70 58
				36	H	Creighton	42 58	70	A	Drexel	52 54	122	A	Fordham	73 66
				42	A	St. John's (NY)	67 62	71	A	Georgia	63 58	137	H	George Washington	56 68
				44	H	James Madison	52 56	76	A	Seton Hall	61 55	141	H	Providence	51 49
								91	H	Butler	41 58	173	A	American	54 76
												198	A	La Salle	77 69
												199	H	Saint Joseph's	60 44
												214	H	Manhattan	63 51
												222	H	Georgetown	74 53
												233	H	Xavier	66 54
LAST 10 Division I															
35	A	Marquette	52 57	91	H	Butler	41 58								
16	A	DePaul	69 85	42	A	St. John's (NY)	67 62								
222	H	Georgetown	74 53	76	A	Seton Hall	61 55								
114	H	Penn	70 58	36	H	Creighton	42 58								
233	H	Xavier	66 54	141	H	Providence	51 49								

Non-Div I Games:

Villanova

Loss, Non-Conf, S Site, H Home A Away N Neutral

## Virginia

Through Games Of Jan. 30, 2020

Average RPI Win:	100	WON-LOST	WINNING	LAST 10	STRENGTH OF	OPP. STRENGTH	TEAM	ADJ.	CONF.	ADJ CONF.
Average RPI Loss:	38	RECORD	PCT. RANK	GAMES	SCHEDULE	OF SCHEDULE	RPI	RPI	RPI	RPI
DIV. I ONLY	8- 13	245	3-7	1	35	43	43	5	5	
DIV. I NON-CONF.	5- 6	187	0	1	46	17	17	3	3	
TOTALS	RPI 1-25	RPI 26-50	W-L RECORDS	RPI 51-100	RPI 101-150	RPI 150+				
8- 13	0- 6	3- 2	OVERALL	2- 5	1- 0	2- 0				
5- 4	0- 2	3- 1	HOME	1- 1	1- 0	0- 0				
3- 8	0- 3	0- 1	AWAY	1- 4	0- 0	2- 0				
0- 1	0- 1	0- 0	NEUTRAL	0- 0	0- 0	0- 0				
5- 6	0- 4	2- 1	NON-CONFERENCE	1- 1	0- 0	2- 0				
3- 2	0- 2	2- 0	HOME	1- 0	0- 0	0- 0				
2- 3	0- 1	0- 1	AWAY	0- 1	0- 0	2- 0				
0- 1	0- 1	0- 0	NEUTRAL	0- 0	0- 0	0- 0				
3- 7	0- 2	1- 1	CONFERENCE	1- 4	1- 0	0- 0				
2- 2	0- 0	1- 1	HOME	0- 1	1- 0	0- 0				
1- 5	0- 2	0- 0	AWAY	1- 3	0- 0	0- 0				
0- 0	0- 0	0- 0	NEUTRAL	0- 0	0- 0	0- 0				

RPI 1-25				RPI 26-50				RPI 51-100				RPI 101+			
RPI	S	Opponent	Score	RPI	S	Opponent	Score	RPI	S	Opponent	Score	RPI	S	Opponent	Score
3	A	Louisville	56 71	28	H	Old Dominion	56 53	60	A	North Carolina	68 78	123	H	Notre Dame	90 60
5	H	UCLA	62 73	34	H	Virginia Tech	61 69	60	H	North Carolina	47 65	186	A	UNLV	63 55
9	A	UConn	44 83	37	H	Duke	66 63	62	A	Georgia Tech	51 61	252	A	CSUN	72 47
15	N	Mississippi St.	59 72	39	A	Rutgers	63 73	65	A	Boston College	69 52				
18	A	NC State	60 80	44	H	James Madison	55 49	66	H	Bucknell	84 60				
22	H	Kentucky	47 50					81	A	Southern California	49 59				
								90	A	Wake Forest	56 62				
LAST 10 Division I															
60	A	North Carolina	68 78	65	A	Boston College	69 52								
123	H	Notre Dame	90 60	37	H	Duke	66 63								
3	A	Louisville	56 71	18	A	NC State	60 80								
34	H	Virginia Tech	61 69	60	H	North Carolina	47 65								
90	A	Wake Forest	56 62	62	A	Georgia Tech	51 61								

Non-Div I Games:

Virginia

■ Loss, 
 ■ Non-Conf, S Site, 
 ■ Home 
 ■ Away 
 N Neutral

Average RPI Win: 147		WON-LOST	WINNING	LAST 10	STRENGTH OF	OPP. STRENGTH	TEAM	ADJ.	CONF.	ADJ CONF.
Average RPI Loss: 51		RECORD	PCT. RANK	GAMES	SCHEDULE	OF SCHEDULE	RPI	RPI	RPI	RPI
DIV. I ONLY		15- 5	42	6-4	85	37	34	34	5	5
DIV. I NON-CONF.		10- 1	19	1-0	108	104	25	25	3	3
TOTALS		RPI 1-25	RPI 26-50		W-L RECORDS		RPI 51-100	RPI 101-150		RPI 150+
15- 5	0- 2	2- 1		OVERALL		4- 1	2- 1		7- 0	
10- 0	0- 0	1- 0		HOME		3- 0	1- 0		5- 0	
2- 4	0- 2	1- 1		AWAY		0- 0	0- 1		1- 0	
3- 1	0- 0	0- 0		NEUTRAL		1- 1	1- 0		1- 0	
10- 1	0- 0	1- 0		NON-CONFERENCE		2- 1	2- 0		5- 0	
6- 0	0- 0	1- 0		HOME		1- 0	1- 0		3- 0	
1- 0	0- 0	0- 0		AWAY		0- 0	0- 0		1- 0	
3- 1	0- 0	0- 0		NEUTRAL		1- 1	1- 0		1- 0	
5- 4	0- 2	1- 1		CONFERENCE		2- 0	0- 1		2- 0	
4- 0	0- 0	0- 0		HOME		2- 0	0- 0		2- 0	
1- 4	0- 2	1- 1		AWAY		0- 0	0- 1		0- 0	
0- 0	0- 0	0- 0		NEUTRAL		0- 0	0- 0		0- 0	

RPI 1-25				RPI 26-50				Team's RPI: 34				RPI 51-100				RPI 101+			
RPI	S	Opponent	Score	RPI	S	Opponent	Score	RPI	S	Opponent	Score	RPI	S	Opponent	Score	RPI	S	Opponent	Score
18	A	NC State	69 76	26	H	Purdue	67 54	54	N	Belmont	60 58	103	N	Rice	54 45				
23	A	Florida St.	62 86	37	A	Duke	67 72	60	H	North Carolina	76 70	104	A	Syracuse	65 67				
				43	A	Virginia	69 61	65	H	Boston College	70 49	113	H	Liberty	73 69				
								71	N	Georgia	72 77	171	N	Wichita St.	84 63				
								96	H	Davidson	88 68	172	H	Clemson	71 50				
												220	A	George Mason	77 58				
												229	H	Gardner-Webb	87 65				
												248	H	Saint Francis (PA)	105 41				
												276	H	Pittsburgh	68 56				
												326	H	UMES	86 43				
LAST 10 Division I																			
				104	A	Syracuse	65 67	276	H	Pittsburgh	68 56								
				172	H	Clemson	71 50	60	H	North Carolina	76 70								
				65	H	Boston College	70 49	18	A	NC State	69 76								
				43	A	Virginia	69 61	23	A	Florida St.	62 86								
				37	A	Duke	67 72	171	N	Wichita St.	84 63								

Non-Div I Games:

Virginia Tech

■ Loss, 
 ■ Non-Conf, S Site, 
 ■ Home 
 ■ Away 
 N Neutral

Average RPI Win: <b>323</b>	WON-LOST	WINNING	LAST 10	STRENGTH OF	OPP. STRENGTH	TEAM	ADJ.	CONF.	ADJ CONF.
Average RPI Loss: <b>155</b>	RECORD	PCT. RANK	GAMES	SCHEDULE	OF SCHEDULE	RPI	RPI	RPI	RPI
DIV. I ONLY	6- 12	257	3-7	206	342	275	275	29	29
DIV. I NON-CONF.	3- 7	252	0-2	37	327	206	206	29	29
TOTALS	RPI 1-25	RPI 26-50	W-L RECORDS	RPI 51-100	RPI 101-150	RPI 150+			
6- 12	0- 1	0- 1	OVERALL	0- 4	0- 1	6- 5			
5- 2	0- 0	0- 0	HOME	0- 1	0- 0	5- 1			
1- 10	0- 1	0- 1	AWAY	0- 3	0- 1	1- 4			
0- 0	0- 0	0- 0	NEUTRAL	0- 0	0- 0	0- 0			
3- 7	0- 1	0- 1	NON-CONFERENCE	0- 4	0- 0	3- 1			
3- 1	0- 0	0- 0	HOME	0- 1	0- 0	3- 0			
0- 6	0- 1	0- 1	AWAY	0- 3	0- 0	0- 1			
0- 0	0- 0	0- 0	NEUTRAL	0- 0	0- 0	0- 0			
3- 5	0- 0	0- 0	CONFERENCE	0- 0	0- 1	3- 4			
2- 1	0- 0	0- 0	HOME	0- 0	0- 0	2- 1			
1- 4	0- 0	0- 0	AWAY	0- 0	0- 1	1- 3			
0- 0	0- 0	0- 0	NEUTRAL	0- 0	0- 0	0- 0			

RPI	S	Opponent	Score	RPI	S	Opponent	Score	RPI	S	Opponent	Score	RPI	S	Opponent	Score	Team's RPI: 275
6	A	Maryland	56 <b>119</b>	39	A	Yale	68 <b>87</b>	83	H	Stony Brook	45 <b>66</b>	133	A	Robert Morris	47 <b>51</b>	
								85	A	Rider	63 <b>77</b>	236	A	Youngstown St.	42 <b>64</b>	
								91	A	Butler	58 <b>74</b>	241	A	Mt. St. Mary's	63 <b>78</b>	
								93	A	Colgate	58 <b>74</b>	248	A	Saint Francis (PA)	50 <b>51</b>	
												266	H	Sacred Heart	65 <b>79</b>	
												304	H	UMBC	67 60	
												309	A	Bryant	58 45	
												310	H	St. Francis Brooklyn	74 66	
												331	H	NJIT	61 59	
												336	H	Saint Peter's	90 89	
												344	A	Central Conn. St.	63 <b>66</b>	
												348	H	LIU Brooklyn	63 61	
LAST 10 Division I																
309	A	Bryant	58 45	133	A	Robert Morris	47 <b>51</b>									
344	A	Central Conn. St.	63 <b>66</b>	266	H	Sacred Heart	65 <b>79</b>									
348	H	LIU Brooklyn	63 61	241	A	Mt. St. Mary's	63 <b>78</b>									
310	H	St. Francis Brooklyn	74 66	39	A	Yale	68 <b>87</b>									
248	A	Saint Francis (PA)	50 <b>51</b>	93	A	Colgate	58 <b>74</b>									

Non-Div I Games: Staten Island 81 57

Wagner

■ Loss, 
 ■ Non-Conf, 
 ■ S Site, 
 ■ H Home 
 ■ A Away 
 N Neutral

## Wake Forest

Through Games Of Jan. 30, 2020

Average RPI Win:	141	WON-LOST	WINNING	LAST 10	STRENGTH OF	OPP. STRENGTH	TEAM	ADJ.	CONF.	ADJ CONF.
Average RPI Loss:	96	RECORD	PCT. RANK	GAMES	SCHEDULE	OF SCHEDULE	RPI	RPI	RPI	RPI
DIV. I ONLY	12- 9	134	5-5	70	33	90	90	5	5	
DIV. I NON-CONF.	7- 4	100	0	132	155	109	109	3	3	
TOTALS	RPI 1-25	RPI 26-50	W-L RECORDS	RPI 51-100	RPI 101-150	RPI 150+				
12- 9	0- 3	2- 1	OVERALL	2- 2	3- 1	5- 2				
8- 3	0- 1	1- 0	HOME	1- 1	2- 1	4- 0				
2- 6	0- 2	1- 1	AWAY	0- 1	0- 0	1- 2				
2- 0	0- 0	0- 0	NEUTRAL	1- 0	1- 0	0- 0				
7- 4	0- 0	0- 1	NON-CONFERENCE	1- 1	2- 1	4- 1				
4- 2	0- 0	0- 0	HOME	0- 1	1- 1	3- 0				
1- 2	0- 0	0- 1	AWAY	0- 0	0- 0	1- 1				
2- 0	0- 0	0- 0	NEUTRAL	1- 0	1- 0	0- 0				
5- 5	0- 3	2- 0	CONFERENCE	1- 1	1- 0	1- 1				
4- 1	0- 1	1- 0	HOME	1- 0	1- 0	1- 0				
1- 4	0- 2	1- 0	AWAY	0- 1	0- 0	0- 1				
0- 0	0- 0	0- 0	NEUTRAL	0- 0	0- 0	0- 0				

RPI 1-25				RPI 26-50				RPI 51-100 Team's RPI: 90				RPI 101+			
RPI	S	Opponent	Score	RPI	S	Opponent	Score	RPI	S	Opponent	Score	RPI	S	Opponent	Score
3	A	Louisville	61 75	37	A	Duke	60 58	58	A	Miami (FL)	56 59	104	H	Syracuse	65 60
18	A	NC State	45 59	42	A	St. John's (NY)	74 82	62	H	Georgia Tech	65 60	128	H	Campbell	74 46
23	H	Florida St.	65 70	43	H	Virginia	62 56	68	H	Charlotte	65 77	131	H	UNC Greensboro	65 67
								84	N	Dayton	78 59	145	N	Florida	73 68
												151	A	Elon	69 57
												172	H	Clemson	63 58
												243	A	ETSU	60 67
												244	H	Col. of Charleston	106 50
												250	H	UNCW	65 55
												271	H	East Carolina	76 53
												276	A	Pittsburgh	48 53
LAST 10 Division I															
276	A	Pittsburgh	48 53	3	A	Louisville	61 75								
104	H	Syracuse	65 60	172	H	Clemson	63 58								
23	H	Florida St.	65 70	62	H	Georgia Tech	65 60								
18	A	NC State	45 59	37	A	Duke	60 58								
43	H	Virginia	62 56	58	A	Miami (FL)	56 59								

Non-Div I Games:

Wake Forest

■ Loss, 
 ■ Non-Conf, 
 ■ S Site, 
 ■ H Home 
 ■ A Away 
 N Neutral

Average RPI Win:	183	WON-LOST	WINNING	LAST 10	STRENGTH OF	OPP. STRENGTH	TEAM	ADJ.	CONF.	ADJ CONF.
Average RPI Loss:	71	RECORD	PCT. RANK	GAMES	SCHEDULE	OF SCHEDULE	RPI	RPI	RPI	RPI
DIV. I ONLY	10- 9	164	3-7	68	46	108	108	1	1	
DIV. I NON-CONF.	8- 3	68	1-1	196	161	123	123	1	1	
TOTALS	RPI 1-25	RPI 26-50	W-L RECORDS	RPI 51-100	RPI 101-150	RPI 150+				
10- 9	1- 3	0- 1	OVERALL	1- 3	2- 1	6- 1				
4- 6	0- 1	0- 1	HOME	0- 2	0- 1	4- 1				
3- 3	0- 2	0- 0	AWAY	1- 1	2- 0	0- 0				
3- 0	1- 0	0- 0	NEUTRAL	0- 0	0- 0	2- 0				
8- 3	1- 0	0- 0	NON-CONFERENCE	0- 1	1- 1	6- 1				
4- 3	0- 0	0- 0	HOME	0- 1	0- 1	4- 1				
1- 0	0- 0	0- 0	AWAY	0- 0	1- 0	0- 0				
3- 0	1- 0	0- 0	NEUTRAL	0- 0	0- 0	2- 0				
2- 6	0- 3	0- 1	CONFERENCE	1- 2	1- 0	0- 0				
0- 3	0- 1	0- 1	HOME	0- 1	0- 0	0- 0				
2- 3	0- 2	0- 0	AWAY	1- 1	1- 0	0- 0				
0- 0	0- 0	0- 0	NEUTRAL	0- 0	0- 0	0- 0				

RPI	S	Opponent	Score	RPI	S	Opponent	Score	RPI	S	Opponent	Score	RPI	S	Opponent	Score	Team's RPI: 108
4	A	Stanford	56 77	32	H	Arizona	58 66	81	A	Southern California	78 81	120	H	Tulane	62 64	
5	A	UCLA	80 85					86	A	Washington St.	65 56	124	A	California	67 64	
7	N	Iowa	70 63					86	H	Washington St.	59 66	129	A	San Diego	65 47	
25	H	Arizona St.	50 67					94	H	Vanderbilt	74 76	156	H	CSU Bakersfield	80 49	
												190	H	Hawaii	50 62	
												221	N	Iona	65 34	
												234	H	San Francisco	73 54	
												239	N	Howard	75 58	
												306	H	Weber St.	94 41	
												329	H	Seattle U	78 46	
LAST 10 Division I																
81	A	Southern California	78 81	4	A	Stanford	56 77									
5	A	UCLA	80 85	124	A	California	67 64									
32	H	Arizona	58 66	86	A	Washington St.	65 56									
25	H	Arizona St.	50 67	94	H	Vanderbilt	74 76									
86	H	Washington St.	59 66	234	H	San Francisco	73 54									

Non-Div I Games:

Washington

■ Loss, 
 ■ Non-Conf, 
 ■ S Site, 
 ■ H Home 
 ■ A Away 
 N Neutral

Average RPI Win:	195	WON-LOST	WINNING	LAST 10	STRENGTH OF	OPP. STRENGTH	TEAM	ADJ.	CONF.	ADJ CONF.
Average RPI Loss:	32	RECORD	PCT. RANK	GAMES	SCHEDULE	OF SCHEDULE	RPI	RPI	RPI	RPI
DIV. I ONLY	9- 11	205	3-7	12	26	86	86	1	1	
DIV. I NON-CONF.	7- 5	131	1-1	48	45	82	82	1	1	
TOTALS	RPI 1-25	RPI 26-50	W-L RECORDS	RPI 51-100	RPI 101-150	RPI 150+				
9- 11	0- 7	0- 1	OVERALL	1- 2	3- 1	5- 0				
5- 4	0- 2	0- 1	HOME	1- 0	0- 1	4- 0				
3- 4	0- 2	0- 0	AWAY	0- 2	3- 0	0- 0				
1- 3	0- 3	0- 0	NEUTRAL	0- 0	0- 0	1- 0				
7- 5	0- 4	0- 0	NON-CONFERENCE	1- 1	1- 0	5- 0				
5- 1	0- 1	0- 0	HOME	1- 0	0- 0	4- 0				
1- 1	0- 0	0- 0	AWAY	0- 1	1- 0	0- 0				
1- 3	0- 3	0- 0	NEUTRAL	0- 0	0- 0	1- 0				
2- 6	0- 3	0- 1	CONFERENCE	0- 1	2- 1	0- 0				
0- 3	0- 1	0- 1	HOME	0- 0	0- 1	0- 0				
2- 3	0- 2	0- 0	AWAY	0- 1	2- 0	0- 0				
0- 0	0- 0	0- 0	NEUTRAL	0- 0	0- 0	0- 0				

RPI	S	Opponent	Score
2	N	South Carolina	53 68
4	A	Stanford	58 77
5	A	UCLA	50 66
8	N	Baylor	66 89
10	H	Gonzaga	53 76
14	N	Indiana	44 78
25	H	Arizona St.	56 65

RPI	S	Opponent	Score
32	H	Arizona	67 74

RPI	S	Opponent	Score
58	A	Miami (FL)	68 74
69	H	BYU	67 50
81	A	Southern California	63 74

RPI	S	Opponent	Score
108	A	Washington	66 59
108	H	Washington	56 65
112	A	Boise St.	80 68
124	A	California	96 75
228	H	Pepperdine	85 48
245	N	Southern U.	69 54
252	H	CSUN	71 61
301	H	UC Irvine	87 59
316	H	Ark.-Pine Bluff	85 56

## LAST 10 Division I

5	A	UCLA	50 66	124	A	California	96 75
81	A	Southern California	63 74	4	A	Stanford	58 77
25	H	Arizona St.	56 65	108	H	Washington	56 65
32	H	Arizona	67 74	58	A	Miami (FL)	68 74
108	A	Washington	66 59	245	N	Southern U.	69 54

Non-Div I Games:

Washington St.

■ Loss, 
 ■ Non-Conf, 
 ■ S Site, 
 ■ H Home 
 ■ A Away 
 N Neutral

Average RPI Win:	276	WON-LOST	WINNING	LAST 10	STRENGTH OF	OPP. STRENGTH	TEAM	ADJ.	CONF.	ADJ CONF.
Average RPI Loss:	178	RECORD	PCT. RANK	GAMES	SCHEDULE	OF SCHEDULE	RPI	RPI	RPI	RPI
DIV. I ONLY	3- 16	325	1-9	230	229	306	306	18	18	
DIV. I NON-CONF.	2- 7	288	0	157	217	251	251	17	17	
TOTALS	RPI 1-25	RPI 26-50	W-L RECORDS	RPI 51-100	RPI 101-150	RPI 150+				
3- 16	0- 1	0- 0	OVERALL	0- 2	0- 4	3- 9				
1- 6	0- 0	0- 0	HOME	0- 0	0- 1	1- 5				
2- 10	0- 1	0- 0	AWAY	0- 2	0- 3	2- 4				
0- 0	0- 0	0- 0	NEUTRAL	0- 0	0- 0	0- 0				
2- 7	0- 1	0- 0	NON-CONFERENCE	0- 1	0- 3	2- 2				
1- 1	0- 0	0- 0	HOME	0- 0	0- 1	1- 0				
1- 6	0- 1	0- 0	AWAY	0- 1	0- 2	1- 2				
0- 0	0- 0	0- 0	NEUTRAL	0- 0	0- 0	0- 0				
1- 9	0- 0	0- 0	CONFERENCE	0- 1	0- 1	1- 7				
0- 5	0- 0	0- 0	HOME	0- 0	0- 0	0- 5				
1- 4	0- 0	0- 0	AWAY	0- 1	0- 1	1- 2				
0- 0	0- 0	0- 0	NEUTRAL	0- 0	0- 0	0- 0				

RPI 1-25				RPI 26-50				RPI 51-100				RPI 101+ Team's RPI: 306			
RPI	S	Opponent	Score	RPI	S	Opponent	Score	RPI	S	Opponent	Score	RPI	S	Opponent	Score
5	A	UCLA	45 85					95	A	Idaho	50 70	108	A	Washington	41 94
								97	A	Utah	46 75	116	A	Montana St.	52 81
												117	A	Pacific	53 76
												140	H	Portland	59 78
												182	A	Montana	57 85
												193	H	Portland St.	57 76
												195	H	Northern Ariz.	82 88
												208	H	Southern Utah	71 87
												217	A	UTEP	51 70
												223	A	Northern Colo.	65 60
												242	H	Idaho St.	54 65
												281	A	UC Riverside	64 54
												295	A	Eastern Wash.	53 63
												311	A	New Mexico St.	47 77
												319	H	Sacramento St.	67 91
												324	H	Utah Valley	72 46
LAST 10 Division I															
208	H	Southern Utah	71 87	319	H	Sacramento St.	67 91								
182	A	Montana	57 85	223	A	Northern Colo.	65 60								
116	A	Montana St.	52 81	195	H	Northern Ariz.	82 88								
193	H	Portland St.	57 76	95	A	Idaho	50 70								
242	H	Idaho St.	54 65	295	A	Eastern Wash.	53 63								

Non-Div I Games:

Weber St.



## West Virginia

Through Games Of Jan. 30, 2020

Average RPI Win:	165	WON-LOST	WINNING	LAST 10	STRENGTH OF	OPP. STRENGTH	TEAM	ADJ.	CONF.	ADJ CONF.
Average RPI Loss:	31	RECORD	PCT. RANK	GAMES	SCHEDULE	OF SCHEDULE	RPI	RPI	RPI	RPI
DIV. I ONLY	13- 5	47	6-4	59	47	38	38	3	3	
DIV. I NON-CONF.	10- 1	19	3-0	163	147	39	39	4	4	
TOTALS	RPI 1-25	RPI 26-50	W-L RECORDS	RPI 51-100	RPI 101-150	RPI 150+				
13- 5	1- 2	1- 3	OVERALL	0- 0	5- 0	6- 0				
6- 2	0- 0	1- 2	HOME	0- 0	1- 0	4- 0				
3- 2	1- 2	0- 0	AWAY	0- 0	2- 0	0- 0				
4- 1	0- 0	0- 1	NEUTRAL	0- 0	2- 0	2- 0				
10- 1	1- 0	0- 1	NON-CONFERENCE	0- 0	3- 0	6- 0				
5- 0	0- 0	0- 0	HOME	0- 0	1- 0	4- 0				
1- 0	1- 0	0- 0	AWAY	0- 0	0- 0	0- 0				
4- 1	0- 0	0- 1	NEUTRAL	0- 0	2- 0	2- 0				
3- 4	0- 2	1- 2	CONFERENCE	0- 0	2- 0	0- 0				
1- 2	0- 0	1- 2	HOME	0- 0	0- 0	0- 0				
2- 2	0- 2	0- 0	AWAY	0- 0	2- 0	0- 0				
0- 0	0- 0	0- 0	NEUTRAL	0- 0	0- 0	0- 0				

RPI 1-25				RPI 26-50				Team's RPI: 38	RPI 51-100				RPI 101+			
RPI	S	Opponent	Score	RPI	S	Opponent	Score		RPI	S	Opponent	Score	RPI	S	Opponent	Score
8	A	Baylor	51 91	29	H	Texas	68 63						101	N	Michigan St.	63 57
15	A	Mississippi St.	71 65	36	N	Creighton	75 82						102	A	Kansas	68 49
21	A	TCU	60 73	45	H	Oklahoma St.	55 57						104	N	Syracuse	71 69
				47	H	Oklahoma	49 73						136	H	Cornell	68 62
LAST 10 Division I																
				21	A	TCU	60 73		102	A	Kansas	68 49				
				45	H	Oklahoma St.	55 57		149	A	Kansas St.	74 63				
				8	A	Baylor	51 91		136	H	Cornell	68 62				
				47	H	Oklahoma	49 73		104	N	Syracuse	71 69				
				29	H	Texas	68 63		101	N	Michigan St.	63 57				

Non-Div I Games:

West Virginia

■ Loss, 
 ■ Non-Conf, S Site, 
 ■ Home 
 ■ Away 
 N Neutral

Average RPI Win:	341	WON-LOST	WINNING	LAST 10	STRENGTH OF	OPP. STRENGTH	TEAM	ADJ.	CONF.	ADJ CONF.
Average RPI Loss:	191	RECORD	PCT. RANK	GAMES	SCHEDULE	OF SCHEDULE	RPI	RPI	RPI	RPI
DIV. I ONLY	1- 18	347	0-10	170	343	335	335	25	25	
DIV. I NON-CONF.	1- 12	335	0-4	127	347	325	325	22	22	
TOTALS	RPI 1-25	RPI 26-50	W-L RECORDS	RPI 51-100	RPI 101-150	RPI 150+				
1- 18	0- 0	0- 0	OVERALL	0- 2	0- 3	1- 13				
1- 9	0- 0	0- 0	HOME	0- 0	0- 2	1- 7				
0- 9	0- 0	0- 0	AWAY	0- 2	0- 1	0- 6				
0- 0	0- 0	0- 0	NEUTRAL	0- 0	0- 0	0- 0				
1- 12	0- 0	0- 0	NON-CONFERENCE	0- 2	0- 2	1- 8				
1- 6	0- 0	0- 0	HOME	0- 0	0- 2	1- 4				
0- 6	0- 0	0- 0	AWAY	0- 2	0- 0	0- 4				
0- 0	0- 0	0- 0	NEUTRAL	0- 0	0- 0	0- 0				
0- 6	0- 0	0- 0	CONFERENCE	0- 0	0- 1	0- 5				
0- 3	0- 0	0- 0	HOME	0- 0	0- 0	0- 3				
0- 3	0- 0	0- 0	AWAY	0- 0	0- 1	0- 2				
0- 0	0- 0	0- 0	NEUTRAL	0- 0	0- 0	0- 0				

RPI 1-25				RPI 26-50				RPI 51-100				RPI 101+				Team's RPI: 335	
RPI	S	Opponent	Score	RPI	S	Opponent	Score	RPI	S	Opponent	Score	RPI	S	Opponent	Score		
								60	A	North Carolina	55	92	119	H	Coastal Caro.	43	66
								96	A	Davidson	51	101	128	H	Campbell	40	61
													131	A	UNC Greensboro	43	54
													151	A	Elon	24	68
													155	H	Tennessee Tech	58	62
													167	H	Samford	50	62
													175	A	Furman	53	69
													194	H	Cleveland St.	61	68
													225	H	UNC Asheville	47	64
													229	A	Gardner-Webb	62	88
													231	H	Chattanooga	52	59
													243	H	ETSU	57	62
													244	A	Col. of Charleston	62	73
													258	H	Winthrop	60	63
													286	A	Wofford	63	76
													340	A	USC Upstate	62	70
													341	H	Charleston So.	69	64
LAST 10 Division I																	
				167	H	Samford	50	62	231	H	Chattanooga	52	59				
				175	A	Furman	53	69	244	A	Col. of Charleston	62	73				
				286	A	Wofford	63	76	258	H	Winthrop	60	63				
				131	A	UNC Greensboro	43	54	155	H	Tennessee Tech	58	62				
				243	H	ETSU	57	62	194	H	Cleveland St.	61	68				

Non-Div I Games: Southern Wesleyan 70 37 UVa-Wise 64 55

Western Caro.

Average RPI Win:	275	WON-LOST	WINNING	LAST 10	STRENGTH OF	OPP. STRENGTH	TEAM	ADJ.	CONF.	ADJ CONF.
Average RPI Loss:	100	RECORD	PCT. RANK	GAMES	SCHEDULE	OF SCHEDULE	RPI	RPI	RPI	RPI
DIV. I ONLY	8- 11	220	5-5	192	167	213	213	19	19	
DIV. I NON-CONF.	3- 7	252	0-1	159	130	241	241	18	18	
TOTALS	RPI 1-25	RPI 26-50	W-L RECORDS	RPI 51-100	RPI 101-150	RPI 150+				
8- 11	0- 0	0- 2	OVERALL	0- 6	1- 1	7- 2				
5- 3	0- 0	0- 0	HOME	0- 3	1- 0	4- 0				
3- 6	0- 0	0- 2	AWAY	0- 2	0- 1	3- 1				
0- 2	0- 0	0- 0	NEUTRAL	0- 1	0- 0	0- 1				
3- 7	0- 0	0- 2	NON-CONFERENCE	0- 3	1- 1	2- 1				
2- 1	0- 0	0- 0	HOME	0- 1	1- 0	1- 0				
1- 4	0- 0	0- 2	AWAY	0- 1	0- 1	1- 0				
0- 2	0- 0	0- 0	NEUTRAL	0- 1	0- 0	0- 1				
5- 4	0- 0	0- 0	CONFERENCE	0- 3	0- 0	5- 1				
3- 2	0- 0	0- 0	HOME	0- 2	0- 0	3- 0				
2- 2	0- 0	0- 0	AWAY	0- 1	0- 0	2- 1				
0- 0	0- 0	0- 0	NEUTRAL	0- 0	0- 0	0- 0				

RPI 1-25				RPI 26-50				RPI 51-100				RPI 101+ Team's RPI: 213			
RPI	S	Opponent	Score	RPI	S	Opponent	Score	RPI	S	Opponent	Score	RPI	S	Opponent	Score
				26	A	Purdue	59 66	52	H	South Dakota	65 96	146	H	Southeast Mo. St.	97 91
				33	A	Drake	75 94	57	H	Bradley	49 84	148	A	Missouri	89 97
								78	A	South Dakota St.	45 75	197	A	North Dakota	71 77
								78	H	South Dakota St.	48 89	240	H	Oral Roberts	75 61
								88	N	Southern Ill.	65 79	249	N	Eastern Ill.	52 60
								92	A	Illinois St.	65 78	273	H	Indiana St.	83 72
												283	A	North Dakota St.	79 78
												297	H	Denver	82 75
												299	A	Omaha	83 69
												318	H	Purdue Fort Wayne	79 68
												347	A	Chicago St.	88 78
LAST 10 Division I															
				78	H	South Dakota St.	48 89	318	H	Purdue Fort Wayne	79 68				
				197	A	North Dakota	71 77	78	A	South Dakota St.	45 75				
				299	A	Omaha	83 69	283	A	North Dakota St.	79 78				
				240	H	Oral Roberts	75 61	52	H	South Dakota	65 96				
				297	H	Denver	82 75	249	N	Eastern Ill.	52 60				

Non-Div I Games: Culver-Stockton 82 76 Ill.-Springfield 91 51 Mo. Baptist 90 69

Western Ill.

Average RPI Win:	137	WON-LOST	WINNING	LAST 10	STRENGTH OF	OPP. STRENGTH	TEAM	ADJ.	CONF.	ADJ CONF.
Average RPI Loss:	94	RECORD	PCT. RANK	GAMES	SCHEDULE	OF SCHEDULE	RPI	RPI	RPI	RPI
DIV. I ONLY	13- 6	68	6-4	54	60	27	27	13	13	
DIV. I NON-CONF.	8- 3	68	1-1	81	9	24	24	14	14	
TOTALS	RPI 1-25	RPI 26-50	W-L RECORDS	RPI 51-100	RPI 101-150	RPI 150+				
13- 6	1- 1	2- 2	OVERALL	3- 0	1- 1	6- 2				
7- 0	1- 0	2- 0	HOME	1- 0	1- 0	2- 0				
5- 6	0- 1	0- 2	AWAY	2- 0	0- 1	3- 2				
1- 0	0- 0	0- 0	NEUTRAL	0- 0	0- 0	1- 0				
8- 3	1- 1	1- 1	NON-CONFERENCE	2- 0	0- 0	4- 1				
4- 0	1- 0	1- 0	HOME	1- 0	0- 0	1- 0				
3- 3	0- 1	0- 1	AWAY	1- 0	0- 0	2- 1				
1- 0	0- 0	0- 0	NEUTRAL	0- 0	0- 0	1- 0				
5- 3	0- 0	1- 1	CONFERENCE	1- 0	1- 1	2- 1				
3- 0	0- 0	1- 0	HOME	0- 0	1- 0	1- 0				
2- 3	0- 0	0- 1	AWAY	1- 0	0- 1	1- 1				
0- 0	0- 0	0- 0	NEUTRAL	0- 0	0- 0	0- 0				

RPI	S	Opponent	Score	RPI	S	Opponent	Score	Team's RPI: 27	RPI	S	Opponent	Score	RPI	S	Opponent	Score	RPI	S	Opponent	Score
3	A	Louisville	56 75	26	A	Purdue	50 67		54	H	Belmont	77 46	103	A	Rice	65 73				
19	H	Central Mich.	93 58	28	A	Old Dominion	65 76		68	A	Charlotte	60 56	127	H	UAB	69 65				
				47	H	Oklahoma	74 63		75	A	Ball St.	91 86	165	H	Fla. Atlantic	68 59				
				50	H	Middle Tenn.	71 63						167	A	Samford	88 84				
													168	A	Saint Mary's (CA)	73 80				
													201	H	Little Rock	77 58				
													224	N	Tulsa	76 63				
													237	A	North Texas	54 61				
													267	A	Marshall	74 65				
													321	A	Mercer	75 62				
LAST 10 Division I																				
				165	H	Fla. Atlantic	68 59		127	H	UAB	69 65								
				267	A	Marshall	74 65		103	A	Rice	65 73								
				68	A	Charlotte	60 56		237	A	North Texas	54 61								
				28	A	Old Dominion	65 76		26	A	Purdue	50 67								
				50	H	Middle Tenn.	71 63		167	A	Samford	88 84								

Non-Div I Games:

Western Ky.

■ Loss, 
■ Non-Conf, S Site, 
■ Home 
■ Away 
N Neutral

Average RPI Win:	237	WON-LOST	WINNING	LAST 10	STRENGTH OF	OPP. STRENGTH	TEAM	ADJ.	CONF.	ADJ CONF.
Average RPI Loss:	119	RECORD	PCT. RANK	GAMES	SCHEDULE	OF SCHEDULE	RPI	RPI	RPI	RPI
DIV. I ONLY	10- 7	122	6-4	176	201	144	144	10	10	
DIV. I NON-CONF.	6- 4	123	2-1	266	315	178	178	10	10	
TOTALS	RPI 1-25	RPI 26-50	W-L RECORDS	RPI 51-100	RPI 101-150	RPI 150+				
10- 7	0- 1	0- 1	OVERALL	1- 1	1- 1	8- 3				
5- 2	0- 1	0- 0	HOME	1- 0	0- 0	4- 1				
3- 4	0- 0	0- 1	AWAY	0- 0	1- 1	2- 2				
2- 1	0- 0	0- 0	NEUTRAL	0- 1	0- 0	2- 0				
6- 4	0- 0	0- 1	NON-CONFERENCE	0- 1	1- 0	5- 2				
2- 1	0- 0	0- 0	HOME	0- 0	0- 0	2- 1				
2- 2	0- 0	0- 1	AWAY	0- 0	1- 0	1- 1				
2- 1	0- 0	0- 0	NEUTRAL	0- 1	0- 0	2- 0				
4- 3	0- 1	0- 0	CONFERENCE	1- 0	0- 1	3- 1				
3- 1	0- 1	0- 0	HOME	1- 0	0- 0	2- 0				
1- 2	0- 0	0- 0	AWAY	0- 0	0- 1	1- 1				
0- 0	0- 0	0- 0	NEUTRAL	0- 0	0- 0	0- 0				

RPI 1-25				RPI 26-50				RPI 51-100				RPI 101+ Team's RPI: 144			
RPI	S	Opponent	Score	RPI	S	Opponent	Score	RPI	S	Opponent	Score	RPI	S	Opponent	Score
19	H	Central Mich.	70 80	46	A	Michigan	55 76	72	H	Ohio	73 72	106	A	Kent St.	63 75
								83	N	Stony Brook	47 50	107	A	Loyola Chicago	70 60
												165	H	Fla. Atlantic	79 80
												178	H	Toledo	84 72
												200	A	Bowling Green	63 72
												202	A	Akron	56 51
												202	H	Akron	79 71
												217	A	UTEP	46 76
												297	N	Denver	79 70
												311	N	New Mexico St.	79 76
												315	H	Detroit Mercy	82 67
												334	A	UIC	80 52
												347	H	Chicago St.	90 69
LAST 10 Division I															
202	H	Akron	79 71	202	A	Akron	56 51								
200	A	Bowling Green	63 72	178	H	Toledo	84 72								
19	H	Central Mich.	70 80	107	A	Loyola Chicago	70 60								
72	H	Ohio	73 72	83	N	Stony Brook	47 50								
106	A	Kent St.	63 75	297	N	Denver	79 70								

Non-Div I Games: Kentucky St. 80 41

Western Mich.

Average RPI Win:	212	WON-LOST	WINNING	LAST 10	STRENGTH OF	OPP. STRENGTH	TEAM	ADJ.	CONF.	ADJ CONF.
Average RPI Loss:	96	RECORD	PCT. RANK	GAMES	SCHEDULE	OF SCHEDULE	RPI	RPI	RPI	RPI
DIV. I ONLY	11- 10	170	4-6	190	86	171	171	9	9	
DIV. I NON-CONF.	8- 5	117	1-1	234	121	154	154	9	9	
TOTALS	RPI 1-25	RPI 26-50	W-L RECORDS	RPI 51-100	RPI 101-150	RPI 150+				
11- 10	0- 2	1- 2	OVERALL	1- 2	1- 1	8- 3				
8- 3	0- 0	1- 0	HOME	1- 2	0- 1	6- 0				
2- 6	0- 2	0- 1	AWAY	0- 0	0- 0	2- 3				
1- 1	0- 0	0- 1	NEUTRAL	0- 0	1- 0	0- 0				
8- 5	0- 1	1- 2	NON-CONFERENCE	0- 1	1- 0	6- 1				
6- 1	0- 0	1- 0	HOME	0- 1	0- 0	5- 0				
1- 3	0- 1	0- 1	AWAY	0- 0	0- 0	1- 1				
1- 1	0- 0	0- 1	NEUTRAL	0- 0	1- 0	0- 0				
3- 5	0- 1	0- 0	CONFERENCE	1- 1	0- 1	2- 2				
2- 2	0- 0	0- 0	HOME	1- 1	0- 1	1- 0				
1- 3	0- 1	0- 0	AWAY	0- 0	0- 0	1- 2				
0- 0	0- 0	0- 0	NEUTRAL	0- 0	0- 0	0- 0				

RPI	S	Opponent	Score	RPI	S	Opponent	Score	RPI	S	Opponent	Score	RPI	S	Opponent	Score	Team's RPI: 171
9	A	UConn	55 83	34	N	Virginia Tech	63 84	51	H	Temple	72 70	116	N	Montana St.	66 64	
13	A	Missouri St.	55 68	36	A	Creighton	46 56	61	H	UNI	50 61	120	H	Tulane	56 61	
				47	H	Oklahoma	88 83	74	H	South Fla.	50 56	162	H	Eastern Mich.	63 52	
												164	A	Houston	56 64	
												211	A	SMU	44 64	
												224	H	Tulsa	57 46	
												240	A	Oral Roberts	66 79	
												245	H	Southern U.	69 63	
												251	A	Louisiana Tech	88 80	
												271	A	East Carolina	61 53	
												314	H	Houston Baptist	59 42	
												316	H	Ark.-Pine Bluff	100 50	
												337	H	Grambling	77 65	
LAST 10 Division I																
211	A	SMU	44 64	271	A	East Carolina	61 53									
164	A	Houston	56 64	120	H	Tulane	56 61									
74	H	South Fla.	50 56	9	A	UConn	55 83									
51	H	Temple	72 70	337	H	Grambling	77 65									
224	H	Tulsa	57 46	34	N	Virginia Tech	63 84									

Non-Div I Games:

Wichita St.

William & Mary

Through Games Of Jan. 30, 2020

Average RPI Win:	244	WON-LOST	WINNING	LAST 10	STRENGTH OF	OPP. STRENGTH	TEAM	ADJ.	CONF.	ADJ CONF.
Average RPI Loss:	108	RECORD	PCT. RANK	GAMES	SCHEDULE	OF SCHEDULE	RPI	RPI	RPI	RPI
DIV. I ONLY	13- 6	68	6-4	305	131	153	153	14	14	
DIV. I NON-CONF.	9- 2	38	2-0	331	148	124	124	13	13	
TOTALS	RPI 1-25	RPI 26-50	W-L RECORDS	RPI 51-100	RPI 101-150	RPI 150+				
13- 6	0- 0	0- 2	OVERALL	0- 1	2- 2	11- 1				
6- 3	0- 0	0- 1	HOME	0- 1	0- 0	6- 1				
7- 3	0- 0	0- 1	AWAY	0- 0	2- 2	5- 0				
0- 0	0- 0	0- 0	NEUTRAL	0- 0	0- 0	0- 0				
9- 2	0- 0	0- 1	NON-CONFERENCE	0- 0	2- 1	7- 0				
4- 1	0- 0	0- 1	HOME	0- 0	0- 0	4- 0				
5- 1	0- 0	0- 0	AWAY	0- 0	2- 1	3- 0				
0- 0	0- 0	0- 0	NEUTRAL	0- 0	0- 0	0- 0				
4- 4	0- 0	0- 1	CONFERENCE	0- 1	0- 1	4- 1				
2- 2	0- 0	0- 0	HOME	0- 1	0- 0	2- 1				
2- 2	0- 0	0- 1	AWAY	0- 0	0- 1	2- 0				
0- 0	0- 0	0- 0	NEUTRAL	0- 0	0- 0	0- 0				

RPI 1-25				RPI 26-50				RPI 51-100				RPI 101+ Team's RPI: 153			
RPI	S	Opponent	Score	RPI	S	Opponent	Score	RPI	S	Opponent	Score	RPI	S	Opponent	Score
				28	H	Old Dominion	58 69	70	H	Drexel	54 61	105	A	VCU	69 55
				44	A	James Madison	70 84					118	A	Richmond	73 76
												135	A	Northeastern	55 61
												137	A	George Washington	63 51
												174	A	Towson	83 75
												184	H	Norfolk St.	65 56
												227	H	Delaware	68 58
												244	H	Col. of Charleston	85 60
												250	H	UNCW	55 72
												259	A	Delaware St.	73 52
												271	A	East Carolina	78 68
												288	A	Army West Point	77 65
												302	A	Hofstra	66 53
												304	H	UMBC	76 48
												326	H	UMES	78 50
												345	H	Hartford	61 44
LAST 10 Division I															
				70	H	Drexel	54 61	250	H	UNCW	55 72				
				227	H	Delaware	68 58	174	A	Towson	83 75				
				135	A	Northeastern	55 61	44	A	James Madison	70 84				
				302	A	Hofstra	66 53	137	A	George Washington	63 51				
				244	H	Col. of Charleston	85 60	184	H	Norfolk St.	65 56				

Non-Div I Games:

William & Mary

Loss, Non-Conf, S Site, H Home A Away N Neutral

## Winthrop

Through Games Of Jan. 30, 2020

Average RPI Win:	284	WON-LOST	WINNING	LAST 10	STRENGTH OF	OPP. STRENGTH	TEAM	ADJ.	CONF.	ADJ CONF.
Average RPI Loss:	191	RECORD	PCT. RANK	GAMES	SCHEDULE	OF SCHEDULE	RPI	RPI	RPI	RPI
DIV. I ONLY	9- 10	195	6-4	306	318	258	258	26	26	
DIV. I NON-CONF.	3- 6	235	0	311	239	292	292	28	28	
TOTALS	RPI 1-25	RPI 26-50	W-L RECORDS	RPI 51-100	RPI 101-150	RPI 150+				
9- 10	0- 1	0- 1	OVERALL	0- 0	0- 1	9- 7				
4- 4	0- 0	0- 0	HOME	0- 0	0- 0	4- 4				
5- 5	0- 1	0- 1	AWAY	0- 0	0- 1	5- 2				
0- 1	0- 0	0- 0	NEUTRAL	0- 0	0- 0	0- 1				
3- 6	0- 1	0- 1	NON-CONFERENCE	0- 0	0- 0	3- 4				
0- 3	0- 0	0- 0	HOME	0- 0	0- 0	0- 3				
3- 2	0- 1	0- 1	AWAY	0- 0	0- 0	3- 0				
0- 1	0- 0	0- 0	NEUTRAL	0- 0	0- 0	0- 1				
6- 4	0- 0	0- 0	CONFERENCE	0- 0	0- 1	6- 3				
4- 1	0- 0	0- 0	HOME	0- 0	0- 0	4- 1				
2- 3	0- 0	0- 0	AWAY	0- 0	0- 1	2- 2				
0- 0	0- 0	0- 0	NEUTRAL	0- 0	0- 0	0- 0				

RPI 1-25				RPI 26-50				RPI 51-100				RPI 101+ Team's RPI: 258			
RPI	S	Opponent	Score	RPI	S	Opponent	Score	RPI	S	Opponent	Score	RPI	S	Opponent	Score
22	A	Kentucky	36 91	28	A	Old Dominion	44 68					128	A	Campbell	47 63
												181	H	Hampton	72 66
												212	H	High Point	69 63
												221	H	Iona	61 68
												225	H	UNC Asheville	43 50
												229	A	Gardner-Webb	59 71
												238	A	Radford	53 54
												244	H	Col. of Charleston	73 84
												250	A	UNCW	75 63
												272	H	Longwood	74 63
												285	H	Ga. Southern	47 91
												286	N	Wofford	59 60
												298	H	Presbyterian	61 54
												323	A	N.C. Central	56 46
												335	A	Western Caro.	63 60
												340	A	USC Upstate	52 38
												341	A	Charleston So.	58 53
LAST 10 Division I															
225	H	UNC Asheville	43 50	298	H	Presbyterian	61 54								
341	A	Charleston So.	58 53	340	A	USC Upstate	52 38								
272	H	Longwood	74 63	229	A	Gardner-Webb	59 71								
238	A	Radford	53 54	212	H	High Point	69 63								
128	A	Campbell	47 63	181	H	Hampton	72 66								

Non-Div I Games:

Winthrop

■ Loss, 
 ■ Non-Conf, S Site, 
 ■ Home 
 ■ Away 
 N Neutral



Average RPI Win:	212	WON-LOST	WINNING	LAST 10	STRENGTH OF	OPP. STRENGTH	TEAM	ADJ.	CONF.	ADJ CONF.
Average RPI Loss:	45	RECORD	PCT. RANK	GAMES	SCHEDULE	OF SCHEDULE	RPI	RPI	RPI	RPI
DIV. I ONLY	10- 11	191	2-8	61	70	121	121	2	2	
DIV. I NON-CONF.	8- 3	68	0	197	221	96	96	2	2	
TOTALS	RPI 1-25	RPI 26-50	W-L RECORDS	RPI 51-100	RPI 101-150	RPI 150+				
10- 11	0- 2	0- 5	OVERALL	3- 3	0- 1	7- 0				
7- 4	0- 1	0- 2	HOME	1- 1	0- 0	6- 0				
2- 6	0- 1	0- 2	AWAY	1- 2	0- 1	1- 0				
1- 1	0- 0	0- 1	NEUTRAL	1- 0	0- 0	0- 0				
8- 3	0- 0	0- 2	NON-CONFERENCE	2- 1	0- 0	6- 0				
6- 0	0- 0	0- 0	HOME	1- 0	0- 0	5- 0				
1- 2	0- 0	0- 1	AWAY	0- 1	0- 0	1- 0				
1- 1	0- 0	0- 1	NEUTRAL	1- 0	0- 0	0- 0				
2- 8	0- 2	0- 3	CONFERENCE	1- 2	0- 1	1- 0				
1- 4	0- 1	0- 2	HOME	0- 1	0- 0	1- 0				
1- 4	0- 1	0- 1	AWAY	1- 1	0- 1	0- 0				
0- 0	0- 0	0- 0	NEUTRAL	0- 0	0- 0	0- 0				

RPI S	Opponent	Score	RPI S	Opponent	Score	RPI S	Opponent	Score	RPI S	Opponent	Score	Team's RPI: 121
7	H Iowa	78 85	26	A Purdue	61 72	56	A Nebraska	50 65	101	A Michigan St.	52 69	
14	A Indiana	65 75	39	H Rutgers	61 64	56	H Nebraska	71 72	187	H Penn St.	71 65	
			41	N Arkansas	64 68	62	A Georgia Tech	41 60	249	H Eastern Ill.	63 55	
			46	H Michigan	56 68	63	A Minnesota	72 62	268	H Milwaukee	71 40	
			48	A Colorado	57 74	75	N Ball St.	67 56	283	A North Dakota St.	64 63	
						79	H North Florida	75 62	286	H Wofford	78 65	
									305	H Prairie View	68 42	
									327	H Alabama St.	85 67	
LAST 10 Division I												
14	A Indiana	65 75	101	A Michigan St.	52 69							
56	H Nebraska	71 72	56	A Nebraska	50 65							
63	A Minnesota	72 62	187	H Penn St.	71 65							
7	H Iowa	78 85	26	A Purdue	61 72							
46	H Michigan	56 68	39	H Rutgers	61 64							

Non-Div I Games:

Wisconsin

RPI 1-25				RPI 26-50				RPI 51-100				RPI 101+ Team's RPI: 286			
RPI	S	Opponent	Score	RPI	S	Opponent	Score	RPI	S	Opponent	Score	RPI	S	Opponent	Score
												102	A	Kansas	64 83
												119	H	Coastal Caro.	73 78
												121	A	Wisconsin	65 78
												131	A	Auburn	82 84
												131	H	UNC Greensboro	66 61
												167	H	Samford	58 74
												225	H	UNC Asheville	75 38
												226	A	Northern Ky.	72 80
												229	A	Gardner-Webb	53 67
												231	A	Chattanooga	76 80
												243	A	ETSU	76 47
												258	N	Winthrop	60 59
												272	H	Longwood	79 76
												279	H	Appalachian St.	51 54
												285	H	Ga. Southern	57 70
												298	H	Presbyterian	67 60
												321	H	Mercer	77 49
												335	H	Western Caro.	76 63
LAST 10 Division I															
				131	H	UNC Greensboro	66 61					167	H	Samford	58 74
				335	H	Western Caro.	76 63					102	A	Kansas	64 83
				243	A	ETSU	76 47					226	A	Northern Ky.	72 80
				231	A	Chattanooga	76 80					225	H	UNC Asheville	75 38
				321	H	Mercer	77 49					279	H	Appalachian St.	51 54

W  
o  
f  
f  
o  
r  
d

Wofford

Page 346

Average RPI Win:	236	WON-LOST	WINNING	LAST 10	STRENGTH OF	OPP. STRENGTH	TEAM	ADJ.	CONF.	ADJ CONF.
Average RPI Loss:	127	RECORD	PCT. RANK	GAMES	SCHEDULE	OF SCHEDULE	RPI	RPI	RPI	RPI
DIV. I ONLY	11- 9	148	7-3	236	147	160	160	21	21	
DIV. I NON-CONF.	4- 6	212	0	209	41	187	187	19	19	
TOTALS	RPI 1-25	RPI 26-50	W-L RECORDS	RPI 51-100	RPI 101-150	RPI 150+				
11- 9	0- 0	0- 0	OVERALL	0- 5	1- 2	10- 2				
5- 2	0- 0	0- 0	HOME	0- 1	0- 1	5- 0				
5- 5	0- 0	0- 0	AWAY	0- 4	1- 0	4- 1				
1- 2	0- 0	0- 0	NEUTRAL	0- 0	0- 1	1- 1				
4- 6	0- 0	0- 0	NON-CONFERENCE	0- 4	0- 1	4- 1				
1- 1	0- 0	0- 0	HOME	0- 1	0- 0	1- 0				
2- 3	0- 0	0- 0	AWAY	0- 3	0- 0	2- 0				
1- 2	0- 0	0- 0	NEUTRAL	0- 0	0- 1	1- 1				
7- 3	0- 0	0- 0	CONFERENCE	0- 1	1- 1	6- 1				
4- 1	0- 0	0- 0	HOME	0- 0	0- 1	4- 0				
3- 2	0- 0	0- 0	AWAY	0- 1	1- 0	2- 1				
0- 0	0- 0	0- 0	NEUTRAL	0- 0	0- 0	0- 0				

RPI S	Opponent	Score	RPI S	Opponent	Score	RPI S	Opponent	Score	RPI S	Opponent	Score	Team's RPI: 160
						53	A IUPUI	60 80	102	N Kansas	63 74	
						55	A Iowa St.	71 79	129	A Green Bay	70 58	
						59	A UCF	53 69	129	H Green Bay	59 68	
						87	H Abilene Christian	64 83	156	H CSU Bakersfield	65 60	
						99	A UT Arlington	62 68	194	H Cleveland St.	78 62	
									211	A SMU	69 61	
									226	A Northern Ky.	63 55	
									233	A Xavier	86 74	
									236	H Youngstown St.	91 41	
									268	A Milwaukee	58 60	
									274	H Oakland	85 66	
									284	N Loyola Maryland	66 51	
									289	N St. Bonaventure	56 57	
									315	H Detroit Mercy	67 61	
									334	A UIC	58 43	
LAST 10 Division I												
			129	H Green Bay	59 68	334	A UIC	58 43				
			274	H Oakland	85 66	236	H Youngstown St.	91 41				
			315	H Detroit Mercy	67 61	194	H Cleveland St.	78 62				
			226	A Northern Ky.	63 55	129	A Green Bay	70 58				
			53	A IUPUI	60 80	268	A Milwaukee	58 60				

Non-Div I Games: Marian (IN) 64 60

Wright St.

Loss, Non-Conf, S Site, H Home A Away N Neutral

## Wyoming

Through Games Of Jan. 30, 2020

Average RPI Win:	249	WON-LOST	WINNING	LAST 10	STRENGTH OF	OPP. STRENGTH	TEAM	ADJ.	CONF.	ADJ CONF.
Average RPI Loss:	161	RECORD	PCT. RANK	GAMES	SCHEDULE	OF SCHEDULE	RPI	RPI	RPI	RPI
DIV. I ONLY	9- 9	174	4-6	237	225	206	206	17	17	
DIV. I NON-CONF.	3- 5	224	0-2	208	246	259	259	23	23	
TOTALS	RPI 1-25	RPI 26-50	W-L RECORDS	RPI 51-100	RPI 101-150	RPI 150+				
9- 9	0- 1	0- 1	OVERALL	0- 2	1- 0	8- 5				
5- 4	0- 1	0- 1	HOME	0- 0	1- 0	4- 2				
4- 5	0- 0	0- 0	AWAY	0- 2	0- 0	4- 3				
0- 0	0- 0	0- 0	NEUTRAL	0- 0	0- 0	0- 0				
3- 5	0- 1	0- 1	NON-CONFERENCE	0- 1	0- 0	3- 2				
2- 3	0- 1	0- 1	HOME	0- 0	0- 0	2- 1				
1- 2	0- 0	0- 0	AWAY	0- 1	0- 0	1- 1				
0- 0	0- 0	0- 0	NEUTRAL	0- 0	0- 0	0- 0				
6- 4	0- 0	0- 0	CONFERENCE	0- 1	1- 0	5- 3				
3- 1	0- 0	0- 0	HOME	0- 0	1- 0	2- 1				
3- 3	0- 0	0- 0	AWAY	0- 1	0- 0	3- 2				
0- 0	0- 0	0- 0	NEUTRAL	0- 0	0- 0	0- 0				

RPI 1-25				RPI 26-50				RPI 51-100				RPI 101+ Team's RPI: 206			
RPI	S	Opponent	Score	RPI	S	Opponent	Score	RPI	S	Opponent	Score	RPI	S	Opponent	Score
10	H	Gonzaga	54 65	48	H	Colorado	56 66	78	A	South Dakota St.	40 67	112	H	Boise St.	73 68
								82	A	Fresno St.	59 89	168	H	Saint Mary's (CA)	69 67
												186	A	UNLV	53 65
												196	A	New Mexico	73 66
												223	H	Northern Colo.	44 46
												254	A	San Diego St.	60 67
												254	H	San Diego St.	81 67
												270	H	Colorado St.	49 56
												282	H	Nevada	83 59
												283	A	North Dakota St.	66 57
												287	A	Utah St.	65 54
												297	A	Denver	57 71
												308	A	Air Force	65 63
												351	H	Mississippi Val.	95 22
LAST 10 Division I															
287	A	Utah St.	65 54	254	A	San Diego St.	60 67								
254	H	San Diego St.	81 67	270	H	Colorado St.	49 56								
82	A	Fresno St.	59 89	112	H	Boise St.	73 68								
282	H	Nevada	83 59	10	H	Gonzaga	54 65								
186	A	UNLV	53 65	223	H	Northern Colo.	44 46								

Non-Div I Games: Colo. Christian 70 31

Wyoming

■ Loss, 
 ■ Non-Conf, 
 ■ S Site, 
 ■ H Home 
 ■ A Away 
 N Neutral

Average RPI Win:	160	WON-LOST	WINNING	LAST 10	STRENGTH OF	OPP. STRENGTH	TEAM	ADJ.	CONF.	ADJ CONF.
Average RPI Loss:	90	RECORD	PCT. RANK	GAMES	SCHEDULE	OF SCHEDULE	RPI	RPI	RPI	RPI
DIV. I ONLY	2- 18	339	1-9	23	69	233	233	6	6	
DIV. I NON-CONF.	1- 10	329	0-1	24	98	247	247	6	6	
TOTALS	RPI 1-25	RPI 26-50	W-L RECORDS	RPI 51-100	RPI 101-150	RPI 150+				
2- 18	0- 2	0- 4	OVERALL	1- 7	0- 3	1- 2				
1- 9	0- 1	0- 3	HOME	1- 3	0- 0	0- 2				
1- 7	0- 0	0- 1	AWAY	0- 4	0- 2	1- 0				
0- 2	0- 1	0- 0	NEUTRAL	0- 0	0- 1	0- 0				
1- 10	0- 1	0- 1	NON-CONFERENCE	1- 4	0- 2	0- 2				
1- 4	0- 0	0- 1	HOME	1- 1	0- 0	0- 2				
0- 4	0- 0	0- 0	AWAY	0- 3	0- 1	0- 0				
0- 2	0- 1	0- 0	NEUTRAL	0- 0	0- 1	0- 0				
1- 8	0- 1	0- 3	CONFERENCE	0- 3	0- 1	1- 0				
0- 5	0- 1	0- 2	HOME	0- 2	0- 0	0- 0				
1- 3	0- 0	0- 1	AWAY	0- 1	0- 1	1- 0				
0- 0	0- 0	0- 0	NEUTRAL	0- 0	0- 0	0- 0				

RPI 1-25				RPI 26-50				RPI 51-100				RPI 101+ Team's RPI: 233			
RPI	S	Opponent	Score	RPI	S	Opponent	Score	RPI	S	Opponent	Score	RPI	S	Opponent	Score
12	N	Northwestern	59 <b>79</b>	35	H	Marquette	60 <b>80</b>	51	A	Temple	65 <b>78</b>	133	A	Robert Morris	57 <b>71</b>
16	H	DePaul	68 <b>91</b>	36	A	Creighton	55 <b>62</b>	75	A	Ball St.	49 <b>70</b>	141	A	Providence	48 <b>60</b>
				42	H	St. John's (NY)	67 <b>75</b>	76	H	Seton Hall	61 <b>83</b>	145	N	Florida	64 <b>67</b>
				48	H	Colorado	53 <b>62</b>	85	A	Rider	57 <b>64</b>	160	H	Wright St.	74 <b>86</b>
								89	A	Villanova	54 <b>66</b>	222	A	Georgetown	85 <b>64</b>
								91	H	Butler	70 <b>78</b>	280	H	Eastern Ky.	55 <b>56</b>
								97	H	Utah	70 <b>63</b>				
								98	H	Cincinnati	78 <b>85</b>				
LAST 10 Division I															
				141	A	Providence	48 <b>60</b>	222	A	Georgetown	85 <b>64</b>				
				36	A	Creighton	55 <b>62</b>	91	H	Butler	70 <b>78</b>				
				35	H	Marquette	60 <b>80</b>	76	H	Seton Hall	61 <b>83</b>				
				16	H	DePaul	68 <b>91</b>	42	H	St. John's (NY)	67 <b>75</b>				
				89	A	Villanova	54 <b>66</b>	12	N	Northwestern	59 <b>79</b>				

Non-Div I Games:

Xavier

■ Loss, 
 ■ Non-Conf, 
 ■ S Site, 
 ■ H Home 
 ■ A Away 
 N Neutral

Average RPI Win:	197	WON-LOST	WINNING	LAST 10	STRENGTH OF	OPP. STRENGTH	TEAM	ADJ.	CONF.	ADJ CONF.
Average RPI Loss:	47	RECORD	PCT. RANK	GAMES	SCHEDULE	OF SCHEDULE	RPI	RPI	RPI	RPI
DIV. I ONLY	12- 3	34	8-2	98	153	39	39	8	8	
DIV. I NON-CONF.	10- 3	58	6-2	97	178	49	49	8	8	
TOTALS	RPI 1-25	RPI 26-50	W-L RECORDS	RPI 51-100	RPI 101-150	RPI 150+				
12- 3	0- 1	0- 1	OVERALL	2- 1	2- 0	8- 0				
6- 1	0- 0	0- 1	HOME	0- 0	1- 0	5- 0				
5- 2	0- 1	0- 0	AWAY	1- 1	1- 0	3- 0				
1- 0	0- 0	0- 0	NEUTRAL	1- 0	0- 0	0- 0				
10- 3	0- 1	0- 1	NON-CONFERENCE	2- 1	2- 0	6- 0				
5- 1	0- 0	0- 1	HOME	0- 0	1- 0	4- 0				
4- 2	0- 1	0- 0	AWAY	1- 1	1- 0	2- 0				
1- 0	0- 0	0- 0	NEUTRAL	1- 0	0- 0	0- 0				
2- 0	0- 0	0- 0	CONFERENCE	0- 0	0- 0	2- 0				
1- 0	0- 0	0- 0	HOME	0- 0	0- 0	1- 0				
1- 0	0- 0	0- 0	AWAY	0- 0	0- 0	1- 0				
0- 0	0- 0	0- 0	NEUTRAL	0- 0	0- 0	0- 0				

RPI 1-25				RPI 26-50				RPI 51-100				RPI 101+			
RPI	S	Opponent	Score	RPI	S	Opponent	Score	RPI	S	Opponent	Score	RPI	S	Opponent	Score
5	A	UCLA	65 100	42	H	St. John's (NY)	66 80	60	A	North Carolina	66 63	135	A	Northeastern	78 63
								82	N	Fresno St.	87 67	141	H	Providence	82 79
								93	A	Colgate	67 70	177	H	Quinnipiac	63 59
												209	A	UMass Lowell	67 59
												218	A	Brown	73 40
												218	H	Brown	79 72
												260	A	LMU (CA)	81 65
												266	H	Sacred Heart	87 40
												275	H	Wagner	87 68
												321	H	Mercer	68 60
LAST 10 Division I															
218	A	Brown	73 40	266	H	Sacred Heart	87 40								
218	H	Brown	79 72	42	H	St. John's (NY)	66 80								
321	H	Mercer	68 60	260	A	LMU (CA)	81 65								
275	H	Wagner	87 68	82	N	Fresno St.	87 67								
60	A	North Carolina	66 63	5	A	UCLA	65 100								

Non-Div I Games:

Yale

■ Loss, 
 ■ Non-Conf, 
 S Site, 
 ■ Home 
 ■ Away 
 N Neutral

Average RPI Win:	253	WON-LOST	WINNING	LAST 10	STRENGTH OF	OPP. STRENGTH	TEAM	ADJ.	CONF.	ADJ CONF.
Average RPI Loss:	177	RECORD	PCT. RANK	GAMES	SCHEDULE	OF SCHEDULE	RPI	RPI	RPI	RPI
DIV. I ONLY	9- 10	195	4-6	290	258	236	236	21	21	
DIV. I NON-CONF.	5- 4	140	0	231	230	163	163	19	19	
TOTALS	RPI 1-25	RPI 26-50	W-L RECORDS	RPI 51-100	RPI 101-150	RPI 150+				
9- 10	0- 1	0- 0	OVERALL	1- 0	0- 3	8- 6				
5- 3	0- 0	0- 0	HOME	1- 0	0- 2	4- 1				
4- 7	0- 1	0- 0	AWAY	0- 0	0- 1	4- 5				
0- 0	0- 0	0- 0	NEUTRAL	0- 0	0- 0	0- 0				
5- 4	0- 1	0- 0	NON-CONFERENCE	0- 0	0- 2	5- 1				
3- 1	0- 0	0- 0	HOME	0- 0	0- 1	3- 0				
2- 3	0- 1	0- 0	AWAY	0- 0	0- 1	2- 1				
0- 0	0- 0	0- 0	NEUTRAL	0- 0	0- 0	0- 0				
4- 6	0- 0	0- 0	CONFERENCE	1- 0	0- 1	3- 5				
2- 2	0- 0	0- 0	HOME	1- 0	0- 1	1- 1				
2- 4	0- 0	0- 0	AWAY	0- 0	0- 0	2- 4				
0- 0	0- 0	0- 0	NEUTRAL	0- 0	0- 0	0- 0				

RPI 1-25				RPI 26-50				RPI 51-100				RPI 101+ Team's RPI: 236			
RPI	S	Opponent	Score	RPI	S	Opponent	Score	RPI	S	Opponent	Score	RPI	S	Opponent	Score
14	A	Indiana	56 93					53	H	IUPUI	75 73	106	H	Kent St.	73 82
												129	H	Green Bay	63 70
												133	A	Robert Morris	43 58
												160	A	Wright St.	41 91
												162	H	Eastern Mich.	79 77
												194	A	Cleveland St.	52 60
												202	A	Akron	62 91
												226	A	Northern Ky.	56 75
												248	A	Saint Francis (PA)	56 46
												268	H	Milwaukee	62 74
												274	A	Oakland	79 74
												275	H	Wagner	64 42
												280	A	Eastern Ky.	72 63
												315	A	Detroit Mercy	62 47
												334	A	UIC	55 65
												334	H	UIC	77 65
												338	H	Canisius	87 59
LAST 10 Division I															
334	A	UIC	55 65	194	A	Cleveland St.	52 60								
268	H	Milwaukee	62 74	160	A	Wright St.	41 91								
129	H	Green Bay	63 70	226	A	Northern Ky.	56 75								
315	A	Detroit Mercy	62 47	334	H	UIC	77 65								
274	A	Oakland	79 74	53	H	IUPUI	75 73								

Non-Div I Games: Lake Erie 83 48 Muskingum 92 46

Youngstown St.

Loss, Non-Conf, S Site, H Home A Away N Neutral