

Average RPI Win:

276

WON-LOST

WINNING

LAST 10

STRENGTH OF

OPP. STRENGTH

TEAM

ADJ.

CONF.

ADJ CONF.

Average RPI Loss:

174

RECORD

PCT. RANK

GAMES

SCHEDULE

OF SCHEDULE

RPI

RPI

RPI

RPI

DIV. I ONLY

6- 8

217

6-4

308

275

279

279

26

26

DIV. I NON-CONF.

2- 5

264

0- 0

301

240

308

308

23

23

TOTALS

RPI 1-25

RPI 26-50

W-L RECORDS

RPI 51-100

RPI 101-150

RPI 150+

6- 8

0- 0

0- 0

OVERALL

0- 1

0- 0

6- 7

3- 4

0- 0

0- 0

HOME

0- 0

0- 0

3- 4

2- 3

0- 0

0- 0

AWAY

0- 1

0- 0

2- 2

1- 1

0- 0

0- 0

NEUTRAL

0- 0

0- 0

1- 1

2- 5

0- 0

0- 0

NON-CONFERENCE

0- 0

0- 0

2- 5

0- 3

0- 0

0- 0

HOME

0- 0

0- 0

0- 3

1- 1

0- 0

0- 0

AWAY

0- 0

0- 0

1- 1

1- 1

0- 0

0- 0

NEUTRAL

0- 0

0- 0

1- 1

4- 3

0- 0

0- 0

CONFERENCE

0- 1

0- 0

4- 2

3- 1

0- 0

0- 0

HOME

0- 0

0- 0

3- 1

1- 2

0- 0

0- 0

AWAY

0- 1

0- 0

1- 1

0- 0

0- 0

0- 0

NEUTRAL

0- 0

0- 0

0- 0

RPI 1-25

RPI 26-50

RPI 51-100

RPI 101+

Team's RPI: 279

RPI S Opponent Score

RPI S Opponent Score

RPI S Opponent Score

RPI S Opponent Score

68 A Lamar University 58 76

154 A Texas Tech 61 78

160 H Abilene Christian 68 72

170 H New Mexico St. 65 67

179 H Texas St. 53 60

202 A Nicholls St. 55 85

204 N Prairie View 59 67

210 H Sam Houston St. 76 61

254 N Louisiana 64 63

257 A UTRGV 59 49

257 H UTRGV 57 70

292 A Central Ark. 73 65

312 H New Orleans 57 51

329 H Northwestern St. 79 55

LAST 12 Division I GAMES:

160 H Abilene Christian 68 72 292 A Central Ark. 73 65

202 A Nicholls St. 55 85 170 H New Mexico St. 65 67

312 H New Orleans 57 51 257 H UTRGV 57 70

210 H Sam Houston St. 76 61 204 N Prairie View 59 67

329 H Northwestern St. 79 55 254 N Louisiana 64 63

68 A Lamar University 58 76 179 H Texas St. 53 60

Non-Div I Games:

Schreiner

64 34

UNKNOWN

78 40

Tex. A&M Int'l

84 36

Texas Lutheran

73 49

A&M-Corpus Christi

Loss, Non-Conf, S Site, H Home A Away N Neutral

RPI

Average RPI Win:	253	WON-LOST	WINNING	LAST 10	STRENGTH OF	OPP. STRENGTH	TEAM	ADJ.	CONF.	ADJ CONF.
Average RPI Loss:	141	RECORD	PCT. RANK	GAMES	SCHEDULE	OF SCHEDULE	RPI	RPI	RPI	RPI
DIV. I ONLY	7- 12	243	4-6	179	197	234	234	14	14	
DIV. I NON-CONF.	3- 7	256	0- 0	97	251	211	211	13	13	

TOTALS	RPI 1-25	RPI 26-50	W-L RECORDS	RPI 51-100	RPI 101-150	RPI 150+				
7- 12	0- 1	0- 1	OVERALL	0- 2	1- 2	6- 6				
6- 3	0- 0	0- 0	HOME	0- 0	1- 0	5- 3				
1- 9	0- 1	0- 1	AWAY	0- 2	0- 2	1- 3				
0- 0	0- 0	0- 0	NEUTRAL	0- 0	0- 0	0- 0				
3- 7	0- 1	0- 0	NON-CONFERENCE	0- 1	1- 2	2- 3				
2- 2	0- 0	0- 0	HOME	0- 0	1- 0	1- 2				
1- 5	0- 1	0- 0	AWAY	0- 1	0- 2	1- 1				
0- 0	0- 0	0- 0	NEUTRAL	0- 0	0- 0	0- 0				
4- 5	0- 0	0- 1	CONFERENCE	0- 1	0- 0	4- 3				
4- 1	0- 0	0- 0	HOME	0- 0	0- 0	4- 1				
0- 4	0- 0	0- 1	AWAY	0- 1	0- 0	0- 2				
0- 0	0- 0	0- 0	NEUTRAL	0- 0	0- 0	0- 0				

RPI 1-25				RPI 26-50				RPI 51-100				RPI 101+ Team's RPI: 234			
RPI	S	Opponent	Score	RPI	S	Opponent	Score	RPI	S	Opponent	Score	RPI	S	Opponent	Score
5	A	Oregon	36 82	44	A	New Mexico	57 78	60	A	Boise St.	48 79	113	H	Northern Colo.	69 57
								67	A	Northeastern	41 54	148	A	Minnesota	50 67
												150	A	Portland	60 79
												163	A	Denver	66 92
												178	H	Utah St.	44 48
												189	H	George Mason	71 78
												214	H	Colorado St.	63 48
												218	H	Navy	47 54
												224	A	UNLV	56 66
												241	A	San Diego St.	61 70
												241	H	San Diego St.	75 66
												256	H	Nevada	79 74
												287	A	Army West Point	71 60
												319	H	San Jose St.	88 77
												342	H	Fairleigh Dickinson	85 37

LAST 12 Division I GAMES:															
241	H	San Diego St.	75 66	214	H	Colorado St.	63 48								
319	H	San Jose St.	88 77	178	H	Utah St.	44 48								
60	A	Boise St.	48 79	44	A	New Mexico	57 78								
256	H	Nevada	79 74	5	A	Oregon	36 82								
224	A	UNLV	56 66	150	A	Portland	60 79								
241	A	San Diego St.	61 70	218	H	Navy	47 54								

Non-Div I Games: Western St. 72 54

Air Force

Loss,
Non-Conf, S Site,
H Home
A Away
N Neutral

Average RPI Win: 258

Average RPI Loss: 85

WON-LOST
RECORDWINNING
PCT. RANKLAST 10
GAMESSTRENGTH OF
SCHEDULEOPP. STRENGTH
OF SCHEDULETEAM
RPIADJ.
RPICONF.
RPIADJ CONF.
RPIDIV. I ONLY
DIV. I NON-CONF.11- 6
8- 298
526-4
0- 0252
342166
239153
188153
1888
88
8

TOTALS

RPI 1-25

RPI 26-50

W-L RECORDS

RPI 51-100

RPI 101-150

RPI 150+

11- 6

0- 1

0- 2

OVERALL

1- 0

0- 2

10- 1

5- 2

0- 0

0- 1

HOME

1- 0

0- 0

4- 1

2- 4

0- 1

0- 1

AWAY

0- 0

0- 2

2- 0

4- 0

0- 0

0- 0

NEUTRAL

0- 0

0- 0

4- 0

8- 2

0- 0

0- 1

NON-CONFERENCE

0- 0

0- 1

8- 0

3- 1

0- 0

0- 1

HOME

0- 0

0- 0

3- 0

1- 1

0- 0

0- 0

AWAY

0- 0

0- 1

1- 0

4- 0

0- 0

0- 0

NEUTRAL

0- 0

0- 0

4- 0

3- 4

0- 1

0- 1

CONFERENCE

1- 0

0- 1

2- 1

2- 1

0- 0

0- 0

HOME

1- 0

0- 0

1- 1

1- 3

0- 1

0- 1

AWAY

0- 0

0- 1

1- 0

0- 0

0- 0

0- 0

NEUTRAL

0- 0

0- 0

0- 0

RPI 1-25

RPI 26-50

RPI 51-100

RPI 101+

Team's RPI: 153

RPI S Opponent Score
25 A Central Mich. 71 94RPI S Opponent Score
30 A Buffalo 72 91
42 H Butler 47 63RPI S Opponent Score
84 H Toledo 70 64RPI S Opponent Score
111 A Northern Ill. 59 70
116 A Youngstown St. 61 72
185 H Eastern Mich. 60 72
209 H St. Bonaventure 67 58
236 H Bowling Green 74 71
262 A N. C. A&T 49 36
269 N UTEP 64 57
277 H Canisius 62 53
280 A Western Mich. 72 59
288 N Northern Ky. 77 60
306 N Oakland 85 65
310 N Jackson St. 74 57
314 H Eastern Ky. 63 54

LAST 12 Division I GAMES:

84 H Toledo	70 64	25 A Central Mich.	71 94
30 A Buffalo	72 91	269 N UTEP	64 57
111 A Northern Ill.	59 70	310 N Jackson St.	74 57
185 H Eastern Mich.	60 72	277 H Canisius	62 53
236 H Bowling Green	74 71	42 H Butler	47 63
280 A Western Mich.	72 59	209 H St. Bonaventure	67 58

Akron

Akron

Non-Div I Games:

Malone

63 44

Akron

Loss, Non-Conf, S Site, H Home A Away N Neutral

Average RPI Win: 168
Average RPI Loss: 69

Average RPI Win:	168	WON-LOST	WINNING	LAST 10	STRENGTH OF	OPP. STRENGTH	TEAM	ADJ.	CONF.	ADJ CONF.
Average RPI Loss:	69	RECORD	PCT. RANK	GAMES	SCHEDULE	OF SCHEDULE	RPI	RPI	RPI	RPI
DIV. I ONLY		11- 10	160	4-6	41	67	101	101	5	5
DIV. I NON-CONF.		8- 5	120	0- 1	85	140	101	101	6	6
TOTALS	RPI 1-25		RPI 26-50	W-L RECORDS		RPI 51-100	RPI 101-150		RPI 150+	
11- 10	0- 3		1- 2	OVERALL		1- 2	3- 2		6- 1	
8- 3	0- 0		1- 0	HOME		1- 2	1- 1		5- 0	
2- 4	0- 2		0- 2	AWAY		0- 0	1- 0		1- 0	
1- 3	0- 1		0- 0	NEUTRAL		0- 0	1- 1		0- 1	
8- 5	0- 1		1- 1	NON-CONFERENCE		0- 0	2- 2		5- 1	
6- 1	0- 0		1- 0	HOME		0- 0	1- 1		4- 0	
1- 1	0- 0		0- 1	AWAY		0- 0	0- 0		1- 0	
1- 3	0- 1		0- 0	NEUTRAL		0- 0	1- 1		0- 1	
3- 5	0- 2		0- 1	CONFERENCE		1- 2	1- 0		1- 0	
2- 2	0- 0		0- 0	HOME		1- 2	0- 0		1- 0	
1- 3	0- 2		0- 1	AWAY		0- 0	1- 0		0- 0	
0- 0	0- 0		0- 0	NEUTRAL		0- 0	0- 0		0- 0	

RPI 1-25				RPI 26-50				RPI 51-100				RPI 101+			
RPI	S	Opponent	Score	RPI	S	Opponent	Score	RPI	S	Opponent	Score	RPI	S	Opponent	Score
19	A	Texas A&M	43 70	27	A	Utah	62 72	53	H	Tennessee	86 65	102	N	Virginia	64 52
20	A	South Carolina	59 62	39	H	Clemson	76 56	57	H	Auburn	56 66	112	H	Tulane	69 58
24	N	Miami (FL)	74 101	49	A	Arkansas	61 72	58	H	LSU	56 62	130	A	Georgia	58 53
Team's RPI: 101															
LAST 12 Division I GAMES:															
				144 N Louisiana Tech 62 79				57 H Auburn 56 66							
				130 A Georgia 58 53				20 A South Carolina 59 62							
				49 A Arkansas 61 72				212 H Florida 74 67							
				58 H LSU 56 62				24 N Miami (FL) 74 101							
				53 H Tennessee 86 65				102 N Virginia 64 52							
				19 A Texas A&M 43 70				329 H Northwestern St. 87 73							

Non-Div I Games:

Alabama

■ Loss, ■ Non-Conf, S Site, H Home A Away N Neutral

Alabama & M

A
l
a
b
a
m
a
A
&
M

Alabama A&M

Average RPI Win:	297	WON-LOST	WINNING	LAST 10	STRENGTH OF	OPP. STRENGTH	TEAM	ADJ.	CONF.	ADJ CONF.
Average RPI Loss:	131	RECORD	PCT. RANK	GAMES	SCHEDULE	OF SCHEDULE	RPI	RPI	RPI	RPI
DIV. I ONLY	5- 12	277	5-5	121	310	239	239	29	29	
DIV. I NON-CONF.	0- 10	336	0- 0	6	242	219	219	27	27	

TOTALS	RPI 1-25	RPI 26-50	W-L RECORDS	RPI 51-100	RPI 101-150	RPI 150+				
5- 12	0- 2	0- 1	OVERALL	0- 2	0- 3	5- 4				
3- 4	0- 1	0- 0	HOME	0- 0	0- 1	3- 2				
2- 8	0- 1	0- 1	AWAY	0- 2	0- 2	2- 2				
0- 0	0- 0	0- 0	NEUTRAL	0- 0	0- 0	0- 0				
0- 10	0- 2	0- 1	NON-CONFERENCE	0- 2	0- 3	0- 2				
0- 3	0- 1	0- 0	HOME	0- 0	0- 1	0- 1				
0- 7	0- 1	0- 1	AWAY	0- 2	0- 2	0- 1				
0- 0	0- 0	0- 0	NEUTRAL	0- 0	0- 0	0- 0				
5- 2	0- 0	0- 0	CONFERENCE	0- 0	0- 0	5- 2				
3- 1	0- 0	0- 0	HOME	0- 0	0- 0	3- 1				
2- 1	0- 0	0- 0	AWAY	0- 0	0- 0	2- 1				
0- 0	0- 0	0- 0	NEUTRAL	0- 0	0- 0	0- 0				

RPI 1-25				RPI 26-50				RPI 51-100				RPI 101+ Team's RPI: 239			
RPI	S	Opponent	Score	RPI	S	Opponent	Score	RPI	S	Opponent	Score	RPI	S	Opponent	Score
20	H	South Carolina	38 94	38	A	Georgi a Tech	42 69	57	A	Auburn	50 83	133	A	South Alabama	65 77
23	A	Kentucky	35 87					95	A	Troy	46 116	145	H	UAB	47 62
												146	A	North Ala.	42 68
												176	H	Grambl ing	72 80
												182	H	Southern U.	78 61
												183	A	Xavi er	58 87
												245	H	Samford	51 60
												299	A	Al abama A&M	60 46
												310	H	Jackson St.	74 67
												316	A	Mi ssi ssi ppi Val .	62 64
												344	A	Ark. -Pi ne Bl uff	58 56
												350	H	Al corn	76 63
LAST 12 Division I GAMES:															
182	H	Southern U.	78 61	176	H	Grambl ing	72 80	57	A	Auburn	50 83	183	A	Xavi er	58 87
350	H	Al corn	76 63	38	A	Georgi a Tech	42 69	133	A	South Alabama	65 77	145	H	UAB	47 62
299	A	Al abama A&M	60 46					95	A	Troy	46 116	146	A	North Ala.	42 68
316	A	Mi ssi ssi ppi Val .	62 64									176	H	Grambl ing	72 80
344	A	Ark. -Pi ne Bl uff	58 56									182	H	Southern U.	78 61
310	H	Jackson St.	74 67									183	A	Xavi er	58 87

Non-Div I Games: Mobile 69 63

Alabama St.

Loss,
Non-Conf, S Site,
H Home
A Away
N Neutral

Average RPI Win:	270	WON-LOST	WINNING	LAST 10	STRENGTH OF	OPP. STRENGTH	TEAM	ADJ.	CONF.	ADJ CONF.
Average RPI Loss:	185	RECORD	PCT. RANK	GAMES	SCHEDULE	OF SCHEDULE	RPI	RPI	RPI	RPI
DIV. I ONLY	8- 13	239	6-4	245	295	260	260	23	23	
DIV. I NON-CONF.	3- 10	278	0- 0	240	318	291	291	24	24	

TOTALS	RPI 1-25	RPI 26-50	W-L RECORDS	RPI 51-100	RPI 101-150	RPI 150+				
8- 13	0- 1	0- 1	OVERALL	0- 1	0- 1	8- 9				
5- 4	0- 0	0- 0	HOME	0- 0	0- 0	5- 4				
3- 9	0- 1	0- 1	AWAY	0- 1	0- 1	3- 5				
0- 0	0- 0	0- 0	NEUTRAL	0- 0	0- 0	0- 0				
3- 10	0- 1	0- 1	NON-CONFERENCE	0- 0	0- 0	3- 8				
1- 4	0- 0	0- 0	HOME	0- 0	0- 0	1- 4				
2- 6	0- 1	0- 1	AWAY	0- 0	0- 0	2- 4				
0- 0	0- 0	0- 0	NEUTRAL	0- 0	0- 0	0- 0				
5- 3	0- 0	0- 0	CONFERENCE	0- 1	0- 1	5- 1				
4- 0	0- 0	0- 0	HOME	0- 0	0- 0	4- 0				
1- 3	0- 0	0- 0	AWAY	0- 1	0- 1	1- 1				
0- 0	0- 0	0- 0	NEUTRAL	0- 0	0- 0	0- 0				

RPI 1-25				RPI 26-50				RPI 51-100				RPI 101+ Team's RPI: 260			
RPI	S	Opponent	Score	RPI	S	Opponent	Score	RPI	S	Opponent	Score	RPI	S	Opponent	Score
14	A	Rutgers	39 65	29	A	Purdue	41 53	71	A	Maine	65 76	110	A	Hartford	35 82
												159	A	South Fla.	37 74
												165	H	Marist	56 74
												166	A	Stony Brook	54 49
												213	H	Holy Cross	50 56
												215	A	Cornell	34 48
												220	H	Binghamton	61 56
												249	A	Col umbi a	62 58
												250	A	Monmouth	56 64
												274	A	Vermont	39 52
												276	A	St. Francis Brooklyn	67 60
												277	H	Canisius	42 48
												294	H	UMass Lowell	63 56
												300	H	UMBC	64 44
												301	H	Central Conn. St.	53 60
												324	A	Lafayette	66 67
												327	H	New Hampshire	59 41
												330	H	Manhattan	60 54

LAST 12 Division I GAMES:															
327	H	New Hampshire	59 41	274	A	Vermont	39 52	220	H	Binghamton	61 56	249	A	Col umbi a	62 58
110	A	Hartford	35 82	29	A	Purdue	41 53	276	A	St. Francis Brooklyn	67 60	165	H	Marist	56 74
166	A	Stony Brook	54 49	71	A	Maine	65 76	166	A	Stony Brook	54 49	213	H	Holy Cross	50 56
300	H	UMBC	64 44					215	A	Cornell	34 48	220	H	Binghamton	61 56
294	H	UMass Lowell	63 56					249	A	Col umbi a	62 58	250	A	Monmouth	56 64
71	A	Maine	65 76					274	A	Vermont	39 52	274	A	Vermont	39 52

Non-Div I Games:

Albany (NY)

Loss,
Non-Conf, S Site, H Home
A Away
N Neutral

Average RPI Win: **271**
 Average RPI Loss: **239**

WON-LOST
RECORD

WINNING
PCT. RANK

LAST 10
GAMES

STRENGTH OF
SCHEDULE

OPP. STRENGTH
OF SCHEDULE

TEAM
RPI

ADJ.
RPI

CONF.
RPI

ADJ CONF.
RPI

DIV. I ONLY	2- 15	332	2-8	349	313	350	350	29	29
DIV. I NON-CONF.	0- 9	336	0- 1	311	276	350	350	27	27
<hr/>									
TOTALS	RPI 1-25	RPI 26-50	W-L RECORDS	RPI 51-100	RPI 101-150	RPI 150+			
2- 15	0- 0	0- 1	OVERALL	0- 0	0- 1	2- 13			
2- 4	0- 0	0- 0	HOME	0- 0	0- 0	2- 4			
0- 10	0- 0	0- 1	AWAY	0- 0	0- 1	0- 8			
0- 1	0- 0	0- 0	NEUTRAL	0- 0	0- 0	0- 1			
0- 9	0- 0	0- 1	NON-CONFERENCE	0- 0	0- 1	0- 7			
0- 2	0- 0	0- 0	HOME	0- 0	0- 0	0- 2			
0- 6	0- 0	0- 1	AWAY	0- 0	0- 1	0- 4			
0- 1	0- 0	0- 0	NEUTRAL	0- 0	0- 0	0- 1			
2- 6	0- 0	0- 0	CONFERENCE	0- 0	0- 0	2- 6			
2- 2	0- 0	0- 0	HOME	0- 0	0- 0	2- 2			
0- 4	0- 0	0- 0	AWAY	0- 0	0- 0	0- 4			
0- 0	0- 0	0- 0	NEUTRAL	0- 0	0- 0	0- 0			

RPI 1-25				RPI 26-50				RPI 51-100				RPI 101+ Team's RPI: 350			
RPI	S	Opponent	Score	RPI	S	Opponent	Score	RPI	S	Opponent	Score	RPI	S	Opponent	Score
				50	A	TCU	31 88					145	A	UAB	53 80
												170	N	New Mexico St.	64 82
												176	A	Grambling	56 61
												177	A	Southern Miss.	47 66
												204	H	Prairie View	61 82
												225	H	Texas Southern	53 52
												239	A	Alabama St.	63 76
												267	H	Southeastern La.	59 77
												269	A	UTEP	51 77
												292	H	Central Ark.	46 57
												299	A	Alabama A&M	69 87
												310	A	Jackson St.	66 88
												316	H	Mississippi Val.	73 63
												320	A	FIU	40 75
												329	A	Northwestern St.	65 78
												344	H	Ark.-Pine Bluff	57 59
<hr/>															
LAST 12 Division I GAMES:															
				170	N	New Mexico St.	64 82	310	A	Jackson St.	66 88				
				299	A	Alabama A&M	69 87	204	H	Prairie View	61 82				
				239	A	Alabama St.	63 76	225	H	Texas Southern	53 52				
				344	H	Ark.-Pine Bluff	57 59	50	A	TCU	31 88				
				316	H	Mississippi Val.	73 63	320	A	FIU	40 75				
				176	A	Grambling	56 61	177	A	Southern Miss.	47 66				

Non-Div I Games:

Lane

58

70

Fisk

67

64

Rust

59

78

Alcorn

Loss, Non-Conf, S Site, H Home A Away N Neutral

Average RPI	Win:	230	WON-LOST	WINNING	LAST 10	STRENGTH OF	OPP. STRENGTH	TEAM	ADJ.	CONF.	ADJ CONF.
Average RPI	Loss:	87	RECORD	PCT. RANK	GAMES	SCHEDULE	OF SCHEDULE	RPI	RPI	RPI	RPI
DIV. I ONLY		12- 8		118	8-2	106	189	108	108	19	19
DIV. I NON-CONF.		4- 7		228	0- 0	73	107	173	173	22	22

TOTALS	RPI 1-25		RPI 26-50		W-L RECORDS	RPI 51-100		RPI 101-150		RPI 150+	
12- 8	0- 1		0- 1		OVERALL	0- 3		1- 2		11- 1	
8- 1	0- 0		0- 0		HOME	0- 1		0- 0		8- 0	
4- 5	0- 0		0- 1		AWAY	0- 1		1- 2		3- 1	
0- 2	0- 1		0- 0		NEUTRAL	0- 1		0- 0		0- 0	
4- 7	0- 1		0- 0		NON-CONFERENCE	0- 3		0- 2		4- 1	
3- 1	0- 0		0- 0		HOME	0- 1		0- 0		3- 0	
1- 4	0- 0		0- 0		AWAY	0- 1		0- 2		1- 1	
0- 2	0- 1		0- 0		NEUTRAL	0- 1		0- 0		0- 0	
8- 1	0- 0		0- 1		CONFERENCE	0- 0		1- 0		7- 0	
5- 0	0- 0		0- 0		HOME	0- 0		0- 0		5- 0	
3- 1	0- 0		0- 1		AWAY	0- 0		1- 0		2- 0	
0- 0	0- 0		0- 0		NEUTRAL	0- 0		0- 0		0- 0	

RPI	S	Opponent	Score	RPI	S	Opponent	Score	RPI	S	Opponent	Score	RPI	S	Opponent	Score	Team's RPI: 108
3	N	Stanford	49 71	48	A	Bucknell	56 71	55	H	Ohio	67 77	102	A	Virginia	54 57	
								88	N	FGCU	71 90	134	A	High Point	61 66	
								99	A	Penn St.	59 80	136	A	Lehigh	61 53	
												155	H	Tulsa	68 52	
												162	A	Boston U.	64 51	
												163	A	Denver	54 83	
												189	H	George Mason	86 71	
												213	H	Holy Cross	70 58	
												216	H	Colgate	76 57	
												218	A	Navy	58 45	
												261	A	Hawaii	69 57	
												287	H	Army West Point	61 51	
												296	H	Loyola Maryland	82 38	
												300	H	UMBC	64 42	
												324	H	Lafayette	60 45	

LAST 12 Division I GAMES:																
213	H	Holy Cross	70 58	218	A	Navy	58 45									
324	H	Lafayette	60 45	216	H	Colgate	76 57									
162	A	Boston U.	64 51	48	A	Bucknell	56 71									
136	A	Lehigh	61 53	55	H	Ohio	67 77									
296	H	Loyola Maryland	82 38	134	A	High Point	61 66									
287	H	Army West Point	61 51	99	A	Penn St.	59 80									

Non-Div I Games:

American

Average RPI Win:	216	WON-LOST	WINNING	LAST 10	STRENGTH OF	OPP. STRENGTH	TEAM	ADJ.	CONF.	ADJ CONF.
Average RPI Loss:	98	RECORD	PCT. RANK	GAMES	SCHEDULE	OF SCHEDULE	RPI	RPI	RPI	RPI
DIV. I ONLY	10- 8	133	5-5	91	193	128	128	13	13	
DIV. I NON-CONF.	6- 5	143	0- 0	163	182	140	140	15	15	

TOTALS	RPI 1-25	RPI 26-50	W-L RECORDS	RPI 51-100	RPI 101-150	RPI 150+				
10- 8	0- 1	0- 2	OVERALL	0- 2	2- 2	8- 1				
8- 2	0- 0	0- 0	HOME	0- 2	1- 0	7- 0				
2- 6	0- 1	0- 2	AWAY	0- 0	1- 2	1- 1				
0- 0	0- 0	0- 0	NEUTRAL	0- 0	0- 0	0- 0				
6- 5	0- 1	0- 2	NON-CONFERENCE	0- 0	1- 1	5- 1				
5- 0	0- 0	0- 0	HOME	0- 0	0- 0	5- 0				
1- 5	0- 1	0- 2	AWAY	0- 0	1- 1	0- 1				
0- 0	0- 0	0- 0	NEUTRAL	0- 0	0- 0	0- 0				
4- 3	0- 0	0- 0	CONFERENCE	0- 2	1- 1	3- 0				
3- 2	0- 0	0- 0	HOME	0- 2	1- 0	2- 0				
1- 1	0- 0	0- 0	AWAY	0- 0	0- 1	1- 0				
0- 0	0- 0	0- 0	NEUTRAL	0- 0	0- 0	0- 0				

RPI 1-25				RPI 26-50				RPI 51-100				RPI 101+ Team's RPI: 128			
RPI	S	Opponent	Score	RPI	S	Opponent	Score	RPI	S	Opponent	Score	RPI	S	Opponent	Score
20	A	South Carolina	50 80	38	A	Georgia Tech	53 71	80	H	Little Rock	59 74	114	A	UT Arlington	94 99
				39	A	Clemson	48 87	95	H	Troy	72 83	127	A	Davidson	81 78
												133	H	South Alabama	71 63
												145	A	UAB	61 80
												179	A	Texas St.	62 49
												187	H	Arkansas St.	75 67
												192	H	Elon	65 62
												206	H	Coastal Caro.	67 53
												252	A	ETSU	64 95
												253	H	Marshall	74 52
												278	H	Wofford	94 70
												293	H	Col. of Charleston	80 66
												313	H	UNC Greensboro	68 65
LAST 12 Division I GAMES:															
80	H	Little Rock	59 74	133	H	South Alabama	71 63								
187	H	Arkansas St.	75 67	39	A	Clemson	48 87								
206	H	Coastal Caro.	67 53	278	H	Wofford	94 70								
179	A	Texas St.	62 49	20	A	South Carolina	50 80								
114	A	UT Arlington	94 99	293	H	Col. of Charleston	80 66								
95	H	Troy	72 83	252	A	ETSU	64 95								

Non-Div I Games:

Appalachian St.

Loss,
Non-Conf, S Site, H Home
A Away
N Neutral

A
r
i
z
o
n
a

Ari zona				Through Games Of Jan. 30, 2019							
Average RPI	Win:	186	WON-LOST	WINNING	LAST 10	STRENGTH OF	OPP. STRENGTH	TEAM	ADJ.	CONF.	ADJ CONF.
Average RPI	Loss:	39	RECORD	PCT. RANK	GAMES	SCHEDULE	OF SCHEDULE	RPI	RPI	RPI	RPI
DIV. I ONLY	14- 6	70	5-5	95	59	65	65	2	2		
DIV. I NON-CONF.	10- 1	18	0- 0	332	200	142	142	2	2		

TOTALS	RPI 1-25		RPI 26-50		W-L RECORDS	RPI 51-100		RPI 101-150		RPI 150+	
14- 6	1- 2		1- 3		OVERALL	2- 0		3- 1		7- 0	
9- 3	1- 1		1- 1		HOME	2- 0		1- 1		4- 0	
3- 3	0- 1		0- 2		AWAY	0- 0		1- 0		2- 0	
2- 0	0- 0		0- 0		NEUTRAL	0- 0		1- 0		1- 0	
10- 1	0- 0		0- 0		NON-CONFERENCE	1- 0		2- 1		7- 0	
6- 1	0- 0		0- 0		HOME	1- 0		1- 1		4- 0	
2- 0	0- 0		0- 0		AWAY	0- 0		0- 0		2- 0	
2- 0	0- 0		0- 0		NEUTRAL	0- 0		1- 0		1- 0	
4- 5	1- 2		1- 3		CONFERENCE	1- 0		1- 0		0- 0	
3- 2	1- 1		1- 1		HOME	1- 0		0- 0		0- 0	
1- 3	0- 1		0- 2		AWAY	0- 0		1- 0		0- 0	
0- 0	0- 0		0- 0		NEUTRAL	0- 0		0- 0		0- 0	

RPI 1-25				RPI 26-50				Team's RPI: 65		RPI 101+	
RPI	S	Opponent	Score	RPI	S	Opponent	Score	RPI	S	Opponent	Score
3	H	Stanford	48 78	27	A	Utah	64 80	51	H	Southern Cal i forn i a	71 68
5	A	Oregon	60 93	28	H	Cal i forn i a	60 55	100	H	Idaho St.	71 46
17	H	Ari zona St.	51 39	40	A	Oregon St.	64 86				
				41	H	UCLA	93 98				

LAST 12 Divi s i on I GAMES:											
41	H	UCLA	93 98	27	A	Utah	64 80				
51	H	Southern Cal i forn i a	71 68	135	A	Col orado	69 67				
5	A	Oregon	60 93	17	H	Ari zona St.	51 39				
40	A	Oregon St.	64 86	244	H	Northern Ari z.	71 47				
3	H	Stanford	48 78	269	H	UTEP	62 40				
28	H	Cal i forn i a	60 55	275	A	Long Beach St.	70 43				

A
r
i
z
o
n
a

Non-Di v I Games:

Ari zona

Average RPI Win:	121	WON-LOST	WINNING	LAST 10	STRENGTH OF	OPP. STRENGTH	TEAM	ADJ.	CONF.	ADJ CONF.
Average RPI Loss:	20	RECORD	PCT. RANK	GAMES	SCHEDULE	OF SCHEDULE	RPI	RPI	RPI	RPI
DIV. I ONLY	14- 6	70	6-4	4	15	17	17	2	2	
DIV. I NON-CONF.	9- 2	43	1- 0	48	27	22	22	2	2	

TOTALS	RPI 1-25	RPI 26-50	W-L RECORDS	RPI 51-100	RPI 101-150	RPI 150+				
14- 6	0- 4	4- 1	OVERALL	2- 1	3- 0	5- 0				
7- 3	0- 2	1- 1	HOME	1- 0	2- 0	3- 0				
5- 2	0- 1	3- 0	AWAY	0- 1	1- 0	1- 0				
2- 1	0- 1	0- 0	NEUTRAL	1- 0	0- 0	1- 0				
9- 2	0- 2	1- 0	NON-CONFERENCE	1- 0	2- 0	5- 0				
5- 1	0- 1	0- 0	HOME	0- 0	2- 0	3- 0				
2- 0	0- 0	1- 0	AWAY	0- 0	0- 0	1- 0				
2- 1	0- 1	0- 0	NEUTRAL	1- 0	0- 0	1- 0				
5- 4	0- 2	3- 1	CONFERENCE	1- 1	1- 0	0- 0				
2- 2	0- 1	1- 1	HOME	1- 0	0- 0	0- 0				
3- 2	0- 1	2- 0	AWAY	0- 1	1- 0	0- 0				
0- 0	0- 0	0- 0	NEUTRAL	0- 0	0- 0	0- 0				

RPI 1-25				RPI 26-50				RPI 51-100				RPI 101+			
RPI	S	Opponent	Score	RPI	S	Opponent	Score	RPI	S	Opponent	Score	RPI	S	Opponent	Score
2	H	Baylor	59 65	27	A	Utah	65 63	51	H	Southern Cal i forn i a	68 59	135	A	Col orado	76 70
3	H	Stanford	65 72	28	H	Cal i forn i a	62 61	52	N	Kansas St.	65 51	137	H	Fresno St.	68 52
4	N	Loui sville	56 58	40	A	Oregon St.	79 76	65	A	Ari zona	39 51	144	H	Loui si ana Tech	80 44
5	A	Oregon	71 77	41	H	UCLA	59 61					155	H	Tul sa	70 52
				49	A	Arkansas	88 85					161	N	Southern Ill.	82 38

LAST 12 Di vi si on I GAMES:															
155	H	Tul sa	70 52	3	H	Stanford	65 72	135	A	Col orado	76 70	27	A	Utah	65 63
51	H	Southern Cal i forn i a	68 59	41	H	UCLA	59 61	65	A	Ari zona	39 51	137	H	Fresno St.	68 52
40	A	Oregon St.	79 76	5	A	Oregon	71 77	52	N	Kansas St.	65 51				
28	H	Cal i forn i a	62 61												

Non-Di v I Games:

Ari zona St.

Average RPI Win: 350

Average RPI Loss: 211

WON-LOST
RECORDWINNING
PCT. RANKLAST 10
GAMESSTRENGTH OF
SCHEDULEOPP. STRENGTH
OF SCHEDULETEAM
RPIADJ.
RPICONF.
RPIADJ CONF.
RPIDIV. I ONLY
DIV. I NON-CONF.1- 9
0- 3340
3363-7
0- 0326
22328
247344
266344
26629
2729
27

TOTALS

RPI 1-25

RPI 26-50

W-L RECORDS

RPI 51-100

RPI 101-150

RPI 150+

1- 9

0- 0

0- 1

OVERALL

0- 0

0- 1

1- 7

0- 5

0- 0

0- 0

HOME

0- 0

0- 0

0- 5

1- 4

0- 0

0- 1

AWAY

0- 0

0- 1

1- 2

0- 0

0- 0

0- 0

NEUTRAL

0- 0

0- 0

0- 0

0- 3

0- 0

0- 1

NON-CONFERENCE

0- 0

0- 1

0- 1

0- 0

0- 0

0- 0

HOME

0- 0

0- 0

0- 0

0- 3

0- 0

0- 1

AWAY

0- 0

0- 1

0- 1

0- 0

0- 0

0- 0

NEUTRAL

0- 0

0- 0

0- 0

1- 6

0- 0

0- 0

CONFERENCE

0- 0

0- 0

1- 6

0- 5

0- 0

0- 0

HOME

0- 0

0- 0

0- 5

1- 1

0- 0

0- 0

AWAY

0- 0

0- 0

1- 1

0- 0

0- 0

0- 0

NEUTRAL

0- 0

0- 0

0- 0

RPI 1-25

RPI 26-50

RPI 51-100

RPI 101+

Team's RPI: 344

RPI S Opponent Score

RPI S Opponent Score

RPI S Opponent Score

RPI S Opponent Score

40 A Oregon St. 33 89

148 A Minnesota 42 84

182 A Southern U. 41 73

204 H Prairie View 41 80

225 H Texas Southern 58 59

239 H Alabama St. 56 58

243 A Wichita St. 39 76

299 H Alabama A&M 52 78

316 H Mississippi Val. 56 62

350 A Alcorn 59 57

LAST 12 Division I GAMES:

204 H Prairie View 41 80

225 H Texas Southern 58 59

350 A Alcorn 59 57

182 A Southern U. 41 73

299 H Alabama A&M 52 78

239 H Alabama St. 56 58

316 H Mississippi Val. 56 62

148 A Minnesota 42 84

40 A Oregon St. 33 89

243 A Wichita St. 39 76

Non-Div I Games:

LeMoyne-Owen

52 43

Paul Quinn

68 52

Philaider Smith

48 53

Tougaloo

68 60

Ark. -Pine Bluff

Loss, Non-Conf, S Site, H Home A Away N Neutral

Average RPI Win:	179	WON-LOST	WINNING	LAST 10	STRENGTH OF	OPP. STRENGTH	TEAM	ADJ.	CONF.	ADJ CONF.
Average RPI Loss:	36	RECORD	PCT. RANK	GAMES	SCHEDULE	OF SCHEDULE	RPI	RPI	RPI	RPI
DIV. I ONLY	16- 5	45	8-2	117	55	49	49	5	5	
DIV. I NON-CONF.	11- 3	56	0- 0	146	105	60	60	6	6	

TOTALS	RPI 1-25	RPI 26-50	W-L RECORDS	RPI 51-100	RPI 101-150	RPI 150+				
16- 5	0- 3	0- 1	OVERALL	2- 0	3- 1	11- 0				
8- 2	0- 2	0- 0	HOME	1- 0	2- 0	5- 0				
6- 2	0- 1	0- 1	AWAY	1- 0	1- 0	4- 0				
2- 1	0- 0	0- 0	NEUTRAL	0- 0	0- 1	2- 0				
11- 3	0- 2	0- 0	NON-CONFERENCE	1- 0	2- 1	8- 0				
6- 1	0- 1	0- 0	HOME	1- 0	1- 0	4- 0				
3- 1	0- 1	0- 0	AWAY	0- 0	1- 0	2- 0				
2- 1	0- 0	0- 0	NEUTRAL	0- 0	0- 1	2- 0				
5- 2	0- 1	0- 1	CONFERENCE	1- 0	1- 0	3- 0				
2- 1	0- 1	0- 0	HOME	0- 0	1- 0	1- 0				
3- 1	0- 0	0- 1	AWAY	1- 0	0- 0	2- 0				
0- 0	0- 0	0- 0	NEUTRAL	0- 0	0- 0	0- 0				

RPI 1-25				RPI 26-50				Team's RPI: 49				RPI 51-100				RPI 101+			
RPI	S	Opponent	Score	RPI	S	Opponent	Score	RPI	S	Opponent	Score	RPI	S	Opponent	Score	RPI	S	Opponent	Score
10	H	Mississippi St.	69 93	36	A	Missouri	53 71	53	A	Tennessee	80 79	101	H	Alabama	72 61				
12	A	Iowa St.	82 91					97	H	Nebraska	84 80	105	N	Pittsburgh	54 61				
17	H	Arizona St.	85 88									114	A	UT Arlington	66 65				
												120	H	Tennessee Tech	65 42				
												155	A	Tulsa	61 59				
												160	A	Abilene Christian	80 68				
												168	H	Vanderbilt	83 62				
												173	N	Wisconsin	69 68				
												175	H	Oral Roberts	74 61				
												197	A	Ole Miss	85 55				
												204	H	Prairie View	71 44				
												212	A	Florida	83 73				
												290	N	Tennessee St.	79 55				
												310	H	Jackson St.	76 57				
												329	H	Northwestern St.	98 53				

										LAST 12 Division I GAMES:									
53	A	Tennessee	80 79	212	A	Florida	83 73												
168	H	Vanderbilt	83 62	101	H	Alabama	72 61												
36	A	Missouri	53 71	155	A	Tulsa	61 59												
197	A	Ole Miss	85 55	97	H	Nebraska	84 80												
10	H	Mississippi St.	69 93	204	H	Prairie View	71 44												
310	H	Jackson St.	76 57	160	A	Abilene Christian	80 68												

Non-Div I Games:

Arkansas

■ Loss,
 ■ Non-Conf, S Site,
 ■ Home
 ■ Away
 N Neutral

Average RPI Win:	244	WON-LOST	WINNING	LAST 10	STRENGTH OF	OPP. STRENGTH	TEAM	ADJ.	CONF.	ADJ CONF.
Average RPI Loss:	110	RECORD	PCT. RANK	GAMES	SCHEDULE	OF SCHEDULE	RPI	RPI	RPI	RPI
DIV. I ONLY	8- 11	219	3-7	130	169	187	187	13	13	
DIV. I NON-CONF.	5- 6	177	0- 0	171	103	186	186	15	15	

TOTALS	RPI 1-25	RPI 26-50	W-L RECORDS	RPI 51-100	RPI 101-150	RPI 150+				
8- 11	0- 1	0- 1	OVERALL	0- 3	1- 4	7- 2				
6- 3	0- 0	0- 0	HOME	0- 0	0- 2	6- 1				
2- 8	0- 1	0- 1	AWAY	0- 3	1- 2	1- 1				
0- 0	0- 0	0- 0	NEUTRAL	0- 0	0- 0	0- 0				
5- 6	0- 1	0- 1	NON-CONFERENCE	0- 2	0- 2	5- 0				
4- 1	0- 0	0- 0	HOME	0- 0	0- 1	4- 0				
1- 5	0- 1	0- 1	AWAY	0- 2	0- 1	1- 0				
0- 0	0- 0	0- 0	NEUTRAL	0- 0	0- 0	0- 0				
3- 5	0- 0	0- 0	CONFERENCE	0- 1	1- 2	2- 2				
2- 2	0- 0	0- 0	HOME	0- 0	0- 1	2- 1				
1- 3	0- 0	0- 0	AWAY	0- 1	1- 1	0- 1				
0- 0	0- 0	0- 0	NEUTRAL	0- 0	0- 0	0- 0				

RPI 1-25				RPI 26-50				RPI 51-100				RPI 101+ Team's RPI: 187			
RPI	S	Opponent	Score	RPI	S	Opponent	Score	RPI	S	Opponent	Score	RPI	S	Opponent	Score
19	A	Texas A&M	56 97	36	A	Missouri	50 70	75	A	Belmont	55 74	114	H	UT Arlington	73 100
								81	A	Oklahoma St.	60 62	128	A	Appalachian St.	67 75
								95	A	Troy	79 87	132	A	UT Martin	91 97
												133	A	South Alabama	77 64
												144	H	Louisiana Tech	70 80
												155	H	Tulsa	73 60
												179	H	Texas St.	62 85
												206	A	Coastal Caro.	72 88
												221	H	Memphis	77 66
												254	H	Louisiana	87 75
												269	A	UTEP	67 66
												297	H	La.-Monroe	64 54
												307	H	Murray St.	74 63
												316	H	Mississippi Val.	60 57
LAST 12 Division I GAMES:															
179	H	Texas St.	62 85	206	A	Coastal Caro.	72 88	128	A	Appalachian St.	67 75	36	A	Missouri	50 70
114	H	UT Arlington	73 100	75	A	Belmont	55 74	81	A	Oklahoma St.	60 62	95	A	Troy	79 87
95	A	Troy	79 87	133	A	South Alabama	77 64	144	H	Louisiana Tech	70 80	155	H	Tulsa	73 60
297	H	La.-Monroe	64 54	269	A	UTEP	67 66	297	H	La.-Monroe	64 54	307	H	Murray St.	74 63
254	H	Louisiana	87 75	316	H	Mississippi Val.	60 57	155	H	Tulsa	73 60				

Non-Div I Games:

Arkansas St.

Average RPI Win:	305	WON-LOST	WINNING	LAST 10	STRENGTH OF	OPP. STRENGTH	TEAM	ADJ.	CONF.	ADJ CONF.
Average RPI Loss:	155	RECORD	PCT. RANK	GAMES	SCHEDULE	OF SCHEDULE	RPI	RPI	RPI	RPI
DIV. I ONLY	7- 12	243	4-6	280	278	287	287	19	19	
DIV. I NON-CONF.	4- 6	212	0- 0	325	320	301	301	22	22	

TOTALS	RPI 1-25	RPI 26-50	W-L RECORDS	RPI 51-100	RPI 101-150	RPI 150+				
7- 12	0- 0	0- 2	OVERALL	0- 0	0- 4	7- 6				
5- 6	0- 0	0- 1	HOME	0- 0	0- 3	5- 2				
2- 6	0- 0	0- 1	AWAY	0- 0	0- 1	2- 4				
0- 0	0- 0	0- 0	NEUTRAL	0- 0	0- 0	0- 0				
4- 6	0- 0	0- 1	NON-CONFERENCE	0- 0	0- 2	4- 3				
2- 3	0- 0	0- 0	HOME	0- 0	0- 2	2- 1				
2- 3	0- 0	0- 1	AWAY	0- 0	0- 0	2- 2				
0- 0	0- 0	0- 0	NEUTRAL	0- 0	0- 0	0- 0				
3- 6	0- 0	0- 1	CONFERENCE	0- 0	0- 2	3- 3				
3- 3	0- 0	0- 1	HOME	0- 0	0- 1	3- 1				
0- 3	0- 0	0- 0	AWAY	0- 0	0- 1	0- 2				
0- 0	0- 0	0- 0	NEUTRAL	0- 0	0- 0	0- 0				

RPI 1-25				RPI 26-50				RPI 51-100				RPI 101+ Team's RPI: 287			
RPI	S	Opponent	Score	RPI	S	Opponent	Score	RPI	S	Opponent	Score	RPI	S	Opponent	Score
				48	H	Bucknell I	52 66					104	H	Yale	51 62
				50	A	TCU	38 63					108	A	American	51 61
												123	H	St. John's (NY)	49 60
												136	H	Lehigh	50 73
												162	A	Boston U.	51 63
												213	A	Holy Cross	39 58
												216	H	Colgate	58 70
												218	H	Navy	55 52
												220	A	Binghamton	47 60
												234	H	Air Force	60 71
												249	A	Columbia	49 70
												276	H	St. Francis Brooklyn	69 57
												296	H	Loyola Maryland	69 57
												324	H	Lafayette	65 50
												325	A	Wagner	61 46
												342	H	Fairleigh Dickinson	62 40
												351	A	LIU Brooklyn	57 42

LAST 12 Division I GAMES:															
				213	A	Holy Cross	39 58	216	H	Colgate	58 70				
				218	H	Navy	55 52	136	H	Lehigh	50 73				
				324	H	Lafayette	65 50	162	A	Boston U.	51 63				
				108	A	American	51 61	104	H	Yale	51 62				
				48	H	Bucknell I	52 66	325	A	Wagner	61 46				
				296	H	Loyola Maryland	69 57	342	H	Fairleigh Dickinson	62 40				

Non-Div I Games: Connecticut Col. 74 48

Army West Point

Loss,
Non-Conf,
S Site,
H Home
A Away
N Neutral

Average RPI Win: 178

Average RPI Loss: 26

WON-LOST
RECORDWINNING
PCT. RANKLAST 10
GAMESSTRENGTH OF
SCHEDULEOPP. STRENGTH
OF SCHEDULETEAM
RPIADJ.
RPICONF.
RPIADJ CONF.
RPIDIV. I ONLY
DIV. I NON-CONF.14- 5
11- 157
136-4
1- 0132
23319
5057
3557
355
65
6

TOTALS

RPI 1-25

RPI 26-50

W-L RECORDS

RPI 51-100

RPI 101-150

RPI 150+

14- 5

0- 3

2- 1

OVERALL

0- 1

2- 0

10- 0

6- 3

0- 2

0- 0

HOME

0- 1

1- 0

5- 0

6- 2

0- 1

1- 1

AWAY

0- 0

1- 0

4- 0

2- 0

0- 0

1- 0

NEUTRAL

0- 0

0- 0

1- 0

11- 1

0- 1

2- 0

NON-CONFERENCE

0- 0

1- 0

8- 0

6- 0

0- 0

0- 0

HOME

0- 0

1- 0

5- 0

3- 1

0- 1

1- 0

AWAY

0- 0

0- 0

2- 0

2- 0

0- 0

1- 0

NEUTRAL

0- 0

0- 0

1- 0

3- 4

0- 2

0- 1

CONFERENCE

0- 1

1- 0

2- 0

0- 3

0- 2

0- 0

HOME

0- 1

0- 0

0- 0

3- 1

0- 0

0- 1

AWAY

0- 0

1- 0

2- 0

0- 0

0- 0

0- 0

NEUTRAL

0- 0

0- 0

0- 0

RPI 1-25

RPI 26-50

RPI 51-100

Team's RPI: 57

RPI 101+

RPI	S	Opponent	Score
10	H	Mississippi St.	59 85
12	A	Iowa St.	64 67
19	H	Texas A&M	67 69

RPI	S	Opponent	Score
34	N	North Carolina	86 81
36	A	Missouri	65 74
44	A	New Mexico	79 76

RPI	S	Opponent	Score
53	H	Tennessee	69 78

RPI	S	Opponent	Score
101	A	Alabama	66 56
140	H	Oklahoma	95 79
168	A	Vanderbilt	72 70
176	H	Grambling	97 48
192	A	Elon	96 44
202	H	Nicholls St.	80 59
206	N	Coastal Caro.	84 78
212	A	Florida	64 56
239	H	Alabama St.	83 50
245	H	Samford	73 46
254	H	Louisiana	71 59
284	A	Saint Joseph's	81 70

LAST 12 Division I GAMES:

36	A	Missouri	65	74	44	A	New Mexico	79	76
19	H	Texas A&M	67	69	12	A	Iowa St.	64	67
168	A	Vanderbilt	72	70	53	H	Tennessee	69	78
10	H	Mississippi St.	59	85	239	H	Alabama St.	83	50
101	A	Alabama	66	56	192	A	Elon	96	44
212	A	Florida	64	56	34	N	North Carolina	86	81

Non-Div I Games:

Xavier (LA)

77 58

Auburn

Average RPI Win:	275	WON-LOST	WINNING	LAST 10	STRENGTH OF	OPP. STRENGTH	TEAM	ADJ.	CONF.	ADJ CONF.
Average RPI Loss:	196	RECORD	PCT. RANK	GAMES	SCHEDULE	OF SCHEDULE	RPI	RPI	RPI	RPI
DIV. I ONLY	7- 10	224	5-5	344	237	303	303	21	21	
DIV. I NON-CONF.	3- 6	241	0- 0	348	262	345	345	20	20	
<hr/>										
TOTALS	RPI 1-25	RPI 26-50	W-L RECORDS	RPI 51-100	RPI 101-150	RPI 150+				
7- 10	0- 0	0- 0	OVERALL	0- 2	1- 1	6- 7				
6- 2	0- 0	0- 0	HOME	0- 1	1- 0	5- 1				
1- 8	0- 0	0- 0	AWAY	0- 1	0- 1	1- 6				
0- 0	0- 0	0- 0	NEUTRAL	0- 0	0- 0	0- 0				
3- 6	0- 0	0- 0	NON-CONFERENCE	0- 1	0- 0	3- 5				
3- 1	0- 0	0- 0	HOME	0- 0	0- 0	3- 1				
0- 5	0- 0	0- 0	AWAY	0- 1	0- 0	0- 4				
0- 0	0- 0	0- 0	NEUTRAL	0- 0	0- 0	0- 0				
4- 4	0- 0	0- 0	CONFERENCE	0- 1	1- 1	3- 2				
3- 1	0- 0	0- 0	HOME	0- 1	1- 0	2- 0				
1- 3	0- 0	0- 0	AWAY	0- 0	0- 1	1- 2				
0- 0	0- 0	0- 0	NEUTRAL	0- 0	0- 0	0- 0				

RPI 1-25				RPI 26-50				RPI 51-100				RPI 101+				Team's RPI: 303	
RPI	S	Opponent	Score	RPI	S	Opponent	Score	RPI	S	Opponent	Score	RPI	S	Opponent	Score		
								75	H	Belmont	62	80	131	H	Morehead St.	81	80
								82	A	Cincinnati	48	69	132	A	UT Martin	65	74
													168	A	Vanderbilt	70	99
													191	A	Illinois St.	49	61
													207	A	Southeast Mo. St.	54	64
													211	A	SIUE	68	69
													235	A	Western Ill.	72	77
													268	A	Eastern Ill.	73	60
													288	H	Northern Ky.	52	48
													290	H	Tennessee St.	74	47
													299	H	Alabama A&M	75	58
													314	H	Eastern Ky.	100	65
													316	H	Mississippi Val.	89	95
													334	H	Lipscomb	70	58
													338	A	Evansville	52	56
LAST 12 Division I GAMES:																	
268	A	Eastern Ill.	73	60	75	H	Belmont	62	80	290	H	Tennessee St.	74	47			
211	A	SIUE	68	69	338	A	Evansville	52	56	299	H	Alabama A&M	75	58			
132	A	UT Martin	65	74	191	A	Illinois St.	49	61	191	A	Illinois St.	49	61			
207	A	Southeast Mo. St.	54	64	235	A	Western Ill.	72	77	235	A	Western Ill.	72	77			
131	H	Morehead St.	81	80													
314	H	Eastern Ky.	100	65													

Non-Div I Games: Christian Bros. 100 62 Trevecca Nazarene 90 78

Austin Peay

Loss,
Non-Conf, S Site,
H Home
A Away
N Neutral

Average RPI Win:	157	WON-LOST	WINNING	LAST 10	STRENGTH OF	OPP. STRENGTH	TEAM	ADJ.	CONF.	ADJ CONF.
Average RPI Loss:	100	RECORD	PCT. RANK	GAMES	SCHEDULE	OF SCHEDULE	RPI	RPI	RPI	RPI
DIV. I ONLY	17- 3	15	10-0	93	99	26	26	7	7	
DIV. I NON-CONF.	8- 3	72	0- 0	133	119	65	65	7	7	

TOTALS	RPI 1-25	RPI 26-50	W-L RECORDS	RPI 51-100	RPI 101-150	RPI 150+				
17- 3	1- 0	2- 2	OVERALL	1- 0	4- 0	9- 1				
8- 1	1- 0	0- 1	HOME	0- 0	3- 0	4- 0				
7- 2	0- 0	1- 1	AWAY	1- 0	1- 0	4- 1				
2- 0	0- 0	1- 0	NEUTRAL	0- 0	0- 0	1- 0				
8- 3	0- 0	1- 2	NON-CONFERENCE	0- 0	1- 0	6- 1				
4- 1	0- 0	0- 1	HOME	0- 0	1- 0	3- 0				
2- 2	0- 0	0- 1	AWAY	0- 0	0- 0	2- 1				
2- 0	0- 0	1- 0	NEUTRAL	0- 0	0- 0	1- 0				
9- 0	1- 0	1- 0	CONFERENCE	1- 0	3- 0	3- 0				
4- 0	1- 0	0- 0	HOME	0- 0	2- 0	1- 0				
5- 0	0- 0	1- 0	AWAY	1- 0	1- 0	2- 0				
0- 0	0- 0	0- 0	NEUTRAL	0- 0	0- 0	0- 0				

RPI	S	Opponent	Score	RPI	S	Opponent	Score	RPI	S	Opponent	Score	RPI	S	Opponent	Score
13	H	Gonzaga	70 68	27	A	Utah	67 78	70	A	Paci fi c	77 74	113	H	Northern Colo.	70 50
				28	H	Cal i forn i a	52 70					117	H	Loyol a Marymount	55 44
				47	A	Sai nt Mary' s (CA)	74 73					147	A	Santa Clara	54 44
				50	N	TCU	61 58					150	H	Portl and	79 71
												152	H	Pepperdi ne	83 58
												174	H	UC Ri versi de	72 70
												178	A	Utah St.	62 57
												188	H	Eastern Wash.	80 65
												214	H	Colorado St.	51 42
												246	A	Southern Utah	64 67
												248	A	San Francisco	67 59
												258	A	San Di ego	65 56
												259	A	Utah Val ley	77 51
												285	N	Cal i forn i a Baptist	76 69
LAST 12 Di vi si on I GAMES:															
13	H	Gonzaga	70 68	258	A	San Di ego	65 56	150	H	Portl and	79 71	113	H	Northern Colo.	70 50
47	A	Sai nt Mary' s (CA)	74 73	147	A	Santa Clara	54 44	214	H	Colorado St.	51 42	27	A	Utah	67 78
70	A	Paci fi c	77 74												
117	H	Loyol a Marymount	55 44												
152	H	Pepperdi ne	83 58												
248	A	San Francisco	67 59												

Non-Di v I Games:

BYU

Average RPI Win: 162

Average RPI Loss: 92

WON-LOST
RECORDWINNING
PCT. RANKLAST 10
GAMESSTRENGTH OF
SCHEDULEOPP. STRENGTH
OF SCHEDULETEAM
RPIADJ.
RPICONF.
RPIADJ CONF.
RPI

DIV. I ONLY	7- 12	243	5-5	58	73	167	167	8	8
DIV. I NON-CONF.	4- 7	228	0- 1	141	18	208	208	8	8

TOTALS	RPI 1-25	RPI 26-50	W-L RECORDS	RPI 51-100	RPI 101-150	RPI 150+			
7- 12	0- 0	0- 3	OVERALL	3- 6	1- 1	3- 2			
5- 4	0- 0	0- 1	HOME	2- 1	0- 0	3- 2			
2- 5	0- 0	0- 2	AWAY	1- 3	1- 0	0- 0			
0- 3	0- 0	0- 0	NEUTRAL	0- 2	0- 1	0- 0			
4- 7	0- 0	0- 2	NON-CONFERENCE	1- 3	1- 1	2- 1			
3- 2	0- 0	0- 1	HOME	1- 0	0- 0	2- 1			
1- 2	0- 0	0- 1	AWAY	0- 1	1- 0	0- 0			
0- 3	0- 0	0- 0	NEUTRAL	0- 2	0- 1	0- 0			
3- 5	0- 0	0- 1	CONFERENCE	2- 3	0- 0	1- 1			
2- 2	0- 0	0- 0	HOME	1- 1	0- 0	1- 1			
1- 3	0- 0	0- 1	AWAY	1- 2	0- 0	0- 0			
0- 0	0- 0	0- 0	NEUTRAL	0- 0	0- 0	0- 0			

RPI 1-25				RPI 26-50				RPI 51-100				RPI 101+				Team's RPI: 167	
RPI	S	Opponent	Score	RPI	S	Opponent	Score	RPI	S	Opponent	Score	RPI	S	Opponent	Score		
				29	H	Purdue	38 80	55	A	Ohi o	67 61	118	A	Western Ky.	86 83		
				30	A	Buffal o	65 77	55	H	Ohi o	75 90	142	N	Fordham	70 78		
				42	A	Butl er	47 64	56	N	Duke	62 79	168	H	Vanderbil t	43 60		
								59	A	Mi ami (OH)	57 60	236	H	Bowl ing Green	77 70		
								66	N	Qui nni pi ac	66 69	266	H	Cl evel and St.	67 62		
								82	H	Ci nci nnati	75 63	280	H	Western Mich.	62 65		
								84	A	Toledo	58 65	290	H	Tennessee St.	90 51		
								90	H	Kent St.	48 44						
								96	A	Mi ssouri St.	54 74						
LAST 12 Division I GAMES:																	
				55	A	Ohi o	67 61	66	N	Qui nni pi ac	66 69						
				280	H	Western Mich.	62 65	56	N	Duke	62 79						
				90	H	Kent St.	48 44	236	H	Bowl ing Green	77 70						
				59	A	Mi ami (OH)	57 60	84	A	Tol edo	58 65						
				30	A	Buffal o	65 77	290	H	Tennessee St.	90 51						
				55	H	Ohi o	75 90	118	A	Western Ky.	86 83						

Non-Div I Games:

Urbana

99 62

Ball St.

Loss,
Non-Conf, S Site,
H Home
A Away
N Neutral

Average RPI Win: 101
Average RPI Loss: 3

DIV. I ONLY	18- 1	4	10-0	13	12	2	2	3	3
DIV. I NON-CONF.	10- 1	18	0- 0	17	19	4	4	3	3
TOTALS	RPI 1-25	RPI 26-50	W-L RECORDS	RPI 51-100	RPI 101-150	RPI 150+			
18- 1	4- 1	2- 0	OVERALL	5- 0	2- 0	5- 0			
9- 0	2- 0	0- 0	HOME	2- 0	1- 0	4- 0			
7- 1	2- 1	1- 0	AWAY	2- 0	1- 0	1- 0			
2- 0	0- 0	1- 0	NEUTRAL	1- 0	0- 0	0- 0			
10- 1	3- 1	1- 0	NON-CONFERENCE	1- 0	1- 0	4- 0			
6- 0	1- 0	0- 0	HOME	0- 0	1- 0	4- 0			
2- 1	2- 1	0- 0	AWAY	0- 0	0- 0	0- 0			
2- 0	0- 0	1- 0	NEUTRAL	1- 0	0- 0	0- 0			
8- 0	1- 0	1- 0	CONFERENCE	4- 0	1- 0	1- 0			
3- 0	1- 0	0- 0	HOME	2- 0	0- 0	0- 0			
5- 0	0- 0	1- 0	AWAY	2- 0	1- 0	1- 0			
0- 0	0- 0	0- 0	NEUTRAL	0- 0	0- 0	0- 0			

RPI 1-25				Team's RPI: 2		RPI 26-50				RPI 51-100				RPI 101+			
RPI	S	Opponent	Score	RPI	S	Opponent	Score	RPI	S	Opponent	Score	RPI	S	Opponent	Score		
3	A	Stanford	63 68	33	N	South Dakota St.	72 66	52	H	Kansas St.	65 50	131	H	Morehead St.	96 58		
7	H	UConn	68 57	50	A	TCU	79 55	62	H	West Virginia	79 47	140	A	Oklahoma	74 53		
12	H	Iowa St.	84 69					79	A	Kansas	94 68	154	A	Texas Tech	73 56		
17	A	Arizona St.	65 59					81	A	Oklahoma St.	66 58	182	H	Southern U.	94 49		
20	A	South Carolina	94 69					98	N	Georgetown	67 46	202	H	Nicholls St.	100 39		
LAST 12 Division I GAMES:																	
12	H	Iowa St.	84 69	81	A	Oklahoma St.	66 58										
62	H	West Virginia	79 47	140	A	Oklahoma	74 53										
79	A	Kansas	94 68	7	H	UConn	68 57										
50	A	TCU	79 55	257	H	UTRGV	98 37										
52	H	Kansas St.	65 50	3	A	Stanford	63 68										
154	A	Texas Tech	73 56	131	H	Morehead St.	96 58										

Non-Div I Games:

Bayl or

Average RPI Win:	215	WON-LOST	WINNING	LAST 10	STRENGTH OF	OPP. STRENGTH	TEAM	ADJ.	CONF.	ADJ CONF.
Average RPI Loss:	60	RECORD	PCT. RANK	GAMES	SCHEDULE	OF SCHEDULE	RPI	RPI	RPI	RPI
DIV. I ONLY	14- 5	57	8-2	161	141	75	75	21	21	
DIV. I NON-CONF.	7- 4	109	0- 0	71	45	45	45	20	20	

TOTALS	RPI 1-25	RPI 26-50	W-L RECORDS	RPI 51-100	RPI 101-150	RPI 150+				
14- 5	0- 1	0- 1	OVERALL	2- 2	2- 1	10- 0				
7- 2	0- 0	0- 0	HOME	0- 1	1- 1	6- 0				
7- 3	0- 1	0- 1	AWAY	2- 1	1- 0	4- 0				
0- 0	0- 0	0- 0	NEUTRAL	0- 0	0- 0	0- 0				
7- 4	0- 1	0- 1	NON-CONFERENCE	2- 2	1- 0	4- 0				
3- 1	0- 0	0- 0	HOME	0- 1	0- 0	3- 0				
4- 3	0- 1	0- 1	AWAY	2- 1	1- 0	1- 0				
0- 0	0- 0	0- 0	NEUTRAL	0- 0	0- 0	0- 0				
7- 1	0- 0	0- 0	CONFERENCE	0- 0	1- 1	6- 0				
4- 1	0- 0	0- 0	HOME	0- 0	1- 1	3- 0				
3- 0	0- 0	0- 0	AWAY	0- 0	0- 0	3- 0				
0- 0	0- 0	0- 0	NEUTRAL	0- 0	0- 0	0- 0				

RPI 1-25				RPI 26-50				RPI 51-100				Team's RPI: 75				RPI 101+			
RPI	S	Opponent	Score	RPI	S	Opponent	Score	RPI	S	Opponent	Score	RPI	S	Opponent	Score	RPI	S	Opponent	Score
6	A	NC State	62 77	39	A	Clemson	62 65	53	A	Tennessee	76 84	120	H	Tennessee Tech	72 77				
								73	A	Middle Tenn.	45 38	121	A	Chattanooga	67 51				
								84	H	Toledo	69 78	131	H	Morehead St.	77 50				
								93	A	Wright St.	79 63	155	H	Tulsa	78 53				
												187	H	Arkansas St.	74 55				
												205	A	Jacksonville St.	64 41				
												205	H	Jacksonville St.	66 52				
												288	A	Northern Ky.	71 53				
												290	H	Tennessee St.	80 46				
												303	A	Austin Peay	80 62				
												307	A	Murray St.	65 58				
												314	H	Eastern Ky.	69 43				
												334	H	Lipscomb	83 43				
LAST 12 Division I GAMES:																			
290	H	Tennessee St.	80 46	303	A	Austin Peay	80 62												
205	A	Jacksonville St.	64 41	307	A	Murray St.	65 58												
314	H	Eastern Ky.	69 43	53	A	Tennessee	76 84												
131	H	Morehead St.	77 50	187	H	Arkansas St.	74 55												
120	H	Tennessee Tech	72 77	121	A	Chattanooga	67 51												
205	H	Jacksonville St.	66 52	334	H	Lipscomb	83 43												

Non-Div I Games:

Belmont

Average RPI Win: 299		WON-LOST RECORD	WINNING PCT. RANK	LAST 10 GAMES	STRENGTH OF SCHEDULE	OPP. STRENGTH OF SCHEDULE	TEAM RPI	ADJ. RPI	CONF. RPI	ADJ. CONF. RPI
Average RPI Loss: 207										
DIV. I ONLY		9- 8	146	5-5	350	290	264	264	32	32
DIV. I NON-CONF.		5- 5	162	0- 0	335	211	245	245	32	32
TOTALS		RPI 1-25	RPI 26-50	W-L RECORDS		RPI 51-100	RPI 101-150	RPI 150+		
9- 8	0- 0		0- 0	OVERALL		0- 0	0- 0	9- 8		
4- 1	0- 0		0- 0	HOME		0- 0	0- 0	4- 1		
4- 7	0- 0		0- 0	AWAY		0- 0	0- 0	4- 7		
1- 0	0- 0		0- 0	NEUTRAL		0- 0	0- 0	1- 0		
5- 5	0- 0		0- 0	NON-CONFERENCE		0- 0	0- 0	5- 5		
3- 0	0- 0		0- 0	HOME		0- 0	0- 0	3- 0		
1- 5	0- 0		0- 0	AWAY		0- 0	0- 0	1- 5		
1- 0	0- 0		0- 0	NEUTRAL		0- 0	0- 0	1- 0		
4- 3	0- 0		0- 0	CONFERENCE		0- 0	0- 0	4- 3		
1- 1	0- 0		0- 0	HOME		0- 0	0- 0	1- 1		
3- 2	0- 0		0- 0	AWAY		0- 0	0- 0	3- 2		
0- 0	0- 0		0- 0	NEUTRAL		0- 0	0- 0	0- 0		

RPI 1-25				RPI 26-50				RPI 51-100				RPI 101+				Team's RPI: 264	
RPI	S	Opponent	Score	RPI	S	Opponent	Score	RPI	S	Opponent	Score	RPI	S	Opponent	Score		
												158	A	Georgia St.	57	62	
												159	A	South Fla.	39	88	
												164	A	Charlotte	69	73	
												181	H	UMES	52	64	
												212	A	Florida	53	64	
												232	H	Liberty	81	76	
												233	A	Jacksonville	58	56	
												240	A	Howard	40	61	
												270	A	Norfolk St.	50	57	
												271	A	Ga. Southern	76	77	
												281	H	North Florida	76	60	
												291	N	Kennesaw St.	64	61	
												315	A	Coppin St.	71	65	
												320	H	FIU	68	57	
												323	A	Morgan St.	73	69	
												346	A	N.C. Central	67	50	
												347	H	Delaware St.	67	55	
LAST 12 Division I GAMES:																	
				181	H	UMES	52	64	315	A	Coppin St.	71	65				
				347	H	Delaware St.	67	55	323	A	Morgan St.	73	69				
				270	A	Norfolk St.	50	57	158	A	Georgia St.	57	62				
				240	A	Howard	40	61	291	N	Kennesaw St.	64	61				
				346	A	N.C. Central	67	50	281	H	North Florida	76	60				
				164	A	Charlotte	69	73	212	A	Florida	53	64				

Non-Div I Games:	Flagler	74	59	Edward Waters	73	46
------------------	---------	----	----	---------------	----	----

Bethune-Cookman

■ Loss, ■ Non-Conf, S Site, H Home A Away N Neutral

Average RPI		Win: 268	WON-LOST RECORD	WINNING PCT. RANK	LAST 10 GAMES	STRENGTH OF SCHEDULE	OPP. STRENGTH OF SCHEDULE	TEAM RPI	ADJ. RPI	CONF. RPI	ADJ. CONF. RPI
Loss: 165											
DIV. I ONLY			7- 12	243	4-6	148	279	220	220	23	23
DIV. I NON-CONF.			3- 8	267	0- 0	80	285	238	238	24	24
TOTALS		RPI 1-25		RPI 26-50		W-L RECORDS		RPI 51-100	RPI 101-150		RPI 150+
7- 12	0- 2			0- 0		OVERALL		0- 2	1- 1		6- 7
5- 4	0- 0			0- 0		HOME		0- 0	1- 1		4- 3
2- 8	0- 2			0- 0		AWAY		0- 2	0- 0		2- 4
0- 0	0- 0			0- 0		NEUTRAL		0- 0	0- 0		0- 0
3- 8	0- 2			0- 0		NON-CONFERENCE		0- 1	0- 1		3- 4
3- 2	0- 0			0- 0		HOME		0- 0	0- 1		3- 1
0- 6	0- 2			0- 0		AWAY		0- 1	0- 0		0- 3
0- 0	0- 0			0- 0		NEUTRAL		0- 0	0- 0		0- 0
4- 4	0- 0			0- 0		CONFERENCE		0- 1	1- 0		3- 3
2- 2	0- 0			0- 0		HOME		0- 0	1- 0		1- 2
2- 2	0- 0			0- 0		AWAY		0- 1	0- 0		2- 1
0- 0	0- 0			0- 0		NEUTRAL		0- 0	0- 0		0- 0

RPI 1-25			
RPI	S	Opponent	Score
1	A	Notre Dame	53 103
11	A	Marquette	40 93

RPI 26-50			
RPI	S	Opponent	Score

RPI 51-100			
RPI	S	Opponent	Score
55	A	Ohio	49 86
71	A	Maine	66 95

RPI 101+			
RPI	S	Opponent	Score
110	H	Hartford	73 62
136	H	Lehigh	55 65
166	H	Stony Brook	56 65
203	H	Rider	57 62
215	H	Cornell	72 61
231	A	Niagara	72 79
251	A	Dartmouth	39 63
260	A	Albany (NY)	56 61
274	H	Vermont	57 58
287	H	Army West Point	60 47
294	A	UMass Lowell	70 50
300	H	UMBC	67 45
324	A	Lafayette	50 59
327	A	New Hampshire	71 62
342	H	Fairleigh Dickinson	73 54

Team's RPI: 220			
RPI	S	Opponent	Score

LAST 12 Division I GAMES:			
294	A	UMass Lowell	70 50
274	H	Vermont	57 58
300	H	UMBC	67 45
166	H	Stony Brook	56 65
327	A	New Hampshire	71 62
260	A	Albany (NY)	56 61
110	H	Hartford	73 62
71	A	Maine	66 95
251	A	Dartmouth	39 63
11	A	Marquette	40 93
1	A	Notre Dame	53 103
203	H	Rider	57 62

Non-Div I Games:	Charleston (WV)	69	62	Caldwell	73	54
------------------	-----------------	----	----	----------	----	----

Bi nghamton

Loss, Non-Conf, S Site, H Home A Away N Neutral

Average RPI Win: 184

Average RPI Loss: 52

WON-LOST
RECORDWINNING
PCT. RANKLAST 10
GAMESSTRENGTH OF
SCHEDULEOPP. STRENGTH
OF SCHEDULETEAM
RPIADJ.
RPICONF.
RPIADJ CONF.
RPIDIV. I ONLY
DIV. I NON-CONF.14- 3
7- 224
589-1
1- 0227
21639
560
6860
6814
1314
13

TOTALS

RPI 1-25

RPI 26-50

W-L RECORDS

RPI 51-100

RPI 101-150

RPI 150+

14- 3

0- 1

1- 1

OVERALL

1- 0

3- 1

9- 0

7- 1

0- 1

1- 0

HOME

0- 0

0- 0

6- 0

4- 2

0- 0

0- 1

AWAY

0- 0

2- 1

2- 0

3- 0

0- 0

0- 0

NEUTRAL

1- 0

1- 0

1- 0

7- 2

0- 1

0- 0

NON-CONFERENCE

1- 0

2- 1

4- 0

3- 1

0- 1

0- 0

HOME

0- 0

0- 0

3- 0

1- 1

0- 0

0- 0

AWAY

0- 0

1- 1

0- 0

3- 0

0- 0

0- 0

NEUTRAL

1- 0

1- 0

1- 0

7- 1

0- 0

1- 1

CONFERENCE

0- 0

1- 0

5- 0

4- 0

0- 0

1- 0

HOME

0- 0

0- 0

3- 0

3- 1

0- 0

0- 1

AWAY

0- 0

1- 0

2- 0

0- 0

0- 0

0- 0

NEUTRAL

0- 0

0- 0

0- 0

RPI 1-25

RPI 26-50

RPI 51-100 Team's RPI: 60

RPI 101+

RPI	S	Opponent	Score
4	H	Louisville	55 74

RPI	S	Opponent	Score
46	A	Wyoming	52 64
46	H	Wyoming	72 64

RPI	S	Opponent	Score
77	N	UNI	61 60

RPI	S	Opponent	Score
106	A	Washington St.	71 95
107	N	Idaho	91 85
119	A	Washington	73 69
137	A	Fresno St.	72 60
157	H	CSUN	74 63
188	H	Eastern Wash.	67 55
214	H	Colorado St.	70 57
234	H	Air Force	79 48
238	N	Saint Francis (PA)	78 64
241	A	San Diego St.	69 66
246	H	Southern Utah	88 53
256	A	Nevada	75 74
319	H	San Jose St.	99 68

LAST 12 Division I GAMES:

46	A	Wyoming	52	64	119	A	Washington	73	69
234	H	Air Force	79	48	214	H	Colorado St.	70	57
137	A	Fresno St.	72	60	46	H	Wyoming	72	64
256	A	Nevada	75	74	246	H	Southern Utah	88	53
319	H	San Jose St.	99	68	238	N	Saint Francis (PA)	78	64
241	A	San Diego St.	69	66	188	H	Eastern Wash.	67	55

Non-Div I Games: Southern Ore. 91 46 Northwest Chrst. 93 26

Boi se St.

Loss, Non-Conf, S Site, H Home A Away N Neutral

Average RPI Win:	209	WON-LOST	WINNING	LAST 10	STRENGTH OF	OPP. STRENGTH	TEAM	ADJ.	CONF.	ADJ CONF.
Average RPI Loss:	46	RECORD	PCT. RANK	GAMES	SCHEDULE	OF SCHEDULE	RPI	RPI	RPI	RPI
DIV. I ONLY	13- 7	88	5-5	70	95	83	83	1	1	
DIV. I NON-CONF.	11- 2	32	1- 0	230	288	103	103	1	1	

TOTALS	RPI 1-25	RPI 26-50	W-L RECORDS	RPI 51-100	RPI 101-150	RPI 150+				
13- 7	0- 4	0- 1	OVERALL	1- 1	2- 1	10- 0				
7- 5	0- 2	0- 1	HOME	0- 1	0- 1	7- 0				
4- 2	0- 2	0- 0	AWAY	1- 0	2- 0	1- 0				
2- 0	0- 0	0- 0	NEUTRAL	0- 0	0- 0	2- 0				
11- 2	0- 0	0- 0	NON-CONFERENCE	1- 1	0- 1	10- 0				
7- 2	0- 0	0- 0	HOME	0- 1	0- 1	7- 0				
2- 0	0- 0	0- 0	AWAY	1- 0	0- 0	1- 0				
2- 0	0- 0	0- 0	NEUTRAL	0- 0	0- 0	2- 0				
2- 5	0- 4	0- 1	CONFERENCE	0- 0	2- 0	0- 0				
0- 3	0- 2	0- 1	HOME	0- 0	0- 0	0- 0				
2- 2	0- 2	0- 0	AWAY	0- 0	2- 0	0- 0				
0- 0	0- 0	0- 0	NEUTRAL	0- 0	0- 0	0- 0				

RPI 1-25				RPI 26-50				RPI 51-100				Team's RPI: 83				RPI 101+			
RPI	S	Opponent	Score	RPI	S	Opponent	Score	RPI	S	Opponent	Score	RPI	S	Opponent	Score	RPI	S	Opponent	Score
1	A	Notre Dame	63 92	38	H	Georgia Tech	76 81	87	H	Providence	57 61	103	A	Wake Forest	65 64				
6	H	NC State	69 85					91	A	Houston	64 57	105	A	Pittsburgh	59 55				
21	H	Florida St.	71 91									148	H	Minnesota	69 77				
24	A	Miami (FL)	73 76									162	H	Boston U.	78 51				
												195	A	Rhode Island	88 64				
												203	N	Rider	112 61				
												213	H	Holy Cross	89 63				
												249	H	Columbia	74 60				
												251	H	Dartmouth	99 68				
												255	H	Campbell	76 56				
												289	H	Bryant	83 46				
												296	N	Loyola Maryland	73 47				
												309	H	Saint Peter's	89 57				

Average RPI Win:	232	WON-LOST	WINNING	LAST 10	STRENGTH OF	OPP. STRENGTH	TEAM	ADJ.	CONF.	ADJ CONF.
Average RPI Loss:	151	RECORD	PCT. RANK	GAMES	SCHEDULE	OF SCHEDULE	RPI	RPI	RPI	RPI
DIV. I ONLY	10- 9	153	6-4	183	238	162	162	19	19	
DIV. I NON-CONF.	4- 6	212	0- 0	185	226	217	217	22	22	

TOTALS	RPI 1-25	RPI 26-50	W-L RECORDS	RPI 51-100	RPI 101-150	RPI 150+				
10- 9	0- 0	1- 0	OVERALL	0- 3	1- 1	8- 5				
6- 2	0- 0	0- 0	HOME	0- 0	1- 1	5- 1				
4- 7	0- 0	1- 0	AWAY	0- 3	0- 0	3- 4				
0- 0	0- 0	0- 0	NEUTRAL	0- 0	0- 0	0- 0				
4- 6	0- 0	0- 0	NON-CONFERENCE	0- 3	0- 0	4- 3				
4- 0	0- 0	0- 0	HOME	0- 0	0- 0	4- 0				
0- 6	0- 0	0- 0	AWAY	0- 3	0- 0	0- 3				
0- 0	0- 0	0- 0	NEUTRAL	0- 0	0- 0	0- 0				
6- 3	0- 0	1- 0	CONFERENCE	0- 0	1- 1	4- 2				
2- 2	0- 0	0- 0	HOME	0- 0	1- 1	1- 1				
4- 1	0- 0	1- 0	AWAY	0- 0	0- 0	3- 1				
0- 0	0- 0	0- 0	NEUTRAL	0- 0	0- 0	0- 0				

RPI 1-25				RPI 26-50				RPI 51-100				RPI 101+ Team's RPI: 162			
RPI	S	Opponent	Score	RPI	S	Opponent	Score	RPI	S	Opponent	Score	RPI	S	Opponent	Score
				48	A	Bucknell	70 62	61	A	Harvard	47 67	108	H	American	51 64
								67	A	Northeastern	51 81	136	H	Lehigh	58 45
								83	A	Boston College	51 78	165	A	Marist	57 68
												186	H	Delaware	72 61
												199	A	Massachusetts	55 66
												208	H	Brown	72 51
												213	A	Holy Cross	69 75
												216	H	Colgate	72 81
												218	A	Navy	49 35
												251	A	Dartmouth	44 64
												287	H	Army West Point	63 51
												289	H	Bryant	67 65
												296	A	Loyola Maryland	64 62
												324	A	Lafayette	47 44
												327	H	New Hampshire	60 39
LAST 12 Division I GAMES:															
				108	H	American	51 64	324	A	Lafayette	47 44				
				213	A	Holy Cross	69 75	218	A	Navy	49 35				
				216	H	Colgate	72 81	287	H	Army West Point	63 51				
				136	H	Lehigh	58 45	61	A	Harvard	47 67				
				296	A	Loyola Maryland	64 62	83	A	Boston College	51 78				
				48	A	Bucknell	70 62	199	A	Massachusetts	55 66				

Non-Div I Games:

Boston U.

Average RPI Win: 268

Average RPI Loss: 147

WON-LOST
RECORDWINNING
PCT. RANKLAST 10
GAMESSTRENGTH OF
SCHEDULEOPP. STRENGTH
OF SCHEDULETEAM
RPIADJ.
RPICONF.
RPIADJ CONF.
RPI

DIV. I ONLY	6- 11	252	3-7	154	267	236	236	8	8
DIV. I NON-CONF.	6- 4	125	0- 0	228	329	158	158	8	8

TOTALS	RPI 1-25	RPI 26-50	W-L RECORDS	RPI 51-100	RPI 101-150	RPI 150+			
6- 11	0- 1	0- 0	OVERALL	0- 2	0- 1	6- 7			
4- 4	0- 0	0- 0	HOME	0- 2	0- 1	4- 1			
2- 6	0- 1	0- 0	AWAY	0- 0	0- 0	2- 5			
0- 1	0- 0	0- 0	NEUTRAL	0- 0	0- 0	0- 1			
6- 4	0- 1	0- 0	NON-CONFERENCE	0- 0	0- 0	6- 3			
4- 0	0- 0	0- 0	HOME	0- 0	0- 0	4- 0			
2- 3	0- 1	0- 0	AWAY	0- 0	0- 0	2- 2			
0- 1	0- 0	0- 0	NEUTRAL	0- 0	0- 0	0- 1			
0- 7	0- 0	0- 0	CONFERENCE	0- 2	0- 1	0- 4			
0- 4	0- 0	0- 0	HOME	0- 2	0- 1	0- 1			
0- 3	0- 0	0- 0	AWAY	0- 0	0- 0	0- 3			
0- 0	0- 0	0- 0	NEUTRAL	0- 0	0- 0	0- 0			

RPI 1-25				RPI 26-50				RPI 51-100				RPI 101+ Team's RPI: 236			
RPI	S	Opponent	Score	RPI	S	Opponent	Score	RPI	S	Opponent	Score	RPI	S	Opponent	Score
22	A	Michigan St.	69 99					55	H	Ohio	79 82	111	H	Northern Ill.	52 66
								84	H	Toledo	65 79	153	A	Akron	71 74
												167	A	Ball St.	70 77
												171	N	Mercer	63 76
												183	A	Xavier	49 65
												185	A	Eastern Mich.	74 81
												206	A	Coastal Caro.	80 81
												222	H	Loyola Chicago	88 74
												223	H	Robert Morris	61 60
												253	H	Marshall	99 76
												277	A	Canisius	74 53
												280	H	Western Mich.	82 84
												302	A	Valparaiso	79 72
												332	H	Detroit Mercy	79 73
LAST 12 Division I GAMES:															
84	H	Toledo	65 79	55	H	Ohio	79 82	185	A	Eastern Mich.	74 81	332	H	Detroit Mercy	79 73
111	H	Northern Ill.	52 66					277	A	Canisius	74 53				
153	A	Akron	71 74					183	A	Xavier	49 65				
167	A	Ball St.	70 77					171	N	Mercer	63 76				
280	H	Western Mich.	82 84												
302	A	Valparaiso	79 72												

Non-Div I Games: Davis & Elkins 63 28

Bowling Green

Loss,
Non-Conf,
S Site,
H Home
A Away
N Neutral

Average RPI	Win:	251	WON-LOST	WINNING	LAST 10	STRENGTH OF	OPP. STRENGTH	TEAM	ADJ.	CONF.	ADJ CONF.
Average RPI	Loss:	54	RECORD	PCT. RANK	GAMES	SCHEDULE	OF SCHEDULE	RPI	RPI	RPI	RPI
DIV. I ONLY		13- 4		42	6-4	317	127	149	149	12	12
DIV. I NON-CONF.		9- 1		30	1- 0	346	156	143	143	14	14

TOTALS	RPI 1-25		RPI 26-50		W-L RECORDS	RPI 51-100		RPI 101-150		RPI 150+	
13- 4	0- 1		0- 1		OVERALL	0- 2		0- 0		13- 0	
6- 3	0- 1		0- 0		HOME	0- 2		0- 0		6- 0	
6- 1	0- 0		0- 1		AWAY	0- 0		0- 0		6- 0	
1- 0	0- 0		0- 0		NEUTRAL	0- 0		0- 0		1- 0	
9- 1	0- 0		0- 1		NON-CONFERENCE	0- 0		0- 0		9- 0	
5- 0	0- 0		0- 0		HOME	0- 0		0- 0		5- 0	
3- 1	0- 0		0- 1		AWAY	0- 0		0- 0		3- 0	
1- 0	0- 0		0- 0		NEUTRAL	0- 0		0- 0		1- 0	
4- 3	0- 1		0- 0		CONFERENCE	0- 2		0- 0		4- 0	
1- 3	0- 1		0- 0		HOME	0- 2		0- 0		1- 0	
3- 0	0- 0		0- 0		AWAY	0- 0		0- 0		3- 0	
0- 0	0- 0		0- 0		NEUTRAL	0- 0		0- 0		0- 0	

RPI 1-25				RPI 26-50				RPI 51-100				RPI 101+ Team's RPI: 149			
RPI	S	Opponent	Score	RPI	S	Opponent	Score	RPI	S	Opponent	Score	RPI	S	Opponent	Score
15	H	Drake	63 92	29	A	Purdue	61 74	77	H	UNI	78 81	161	H	Southern Ill.	58 53
								96	H	Missouri St.	56 68	169	A	Indiana St.	61 45
												186	N	Delaware	59 47
												191	A	Illinois St.	79 68
												207	H	Southeast Mo. St.	85 79
												235	H	Western Ill.	82 68
												266	A	Cleveland St.	67 65
												268	H	Eastern Ill.	67 64
												282	A	Fla. Atlantic	80 59
												306	H	Oakland	73 64
												311	A	Omaha	80 60
												338	A	Evansville	75 68
												345	H	Chicago St.	89 59
LAST 12 Division I GAMES:															
161	H	Southern Ill.	58 53	282	A	Fla. Atlantic	80 59	191	A	Illinois St.	79 68	345	H	Chicago St.	89 59
96	H	Missouri St.	56 68	29	A	Purdue	61 74	266	A	Cleveland St.	67 65	311	A	Omaha	80 60
169	A	Indiana St.	61 45	77	H	UNI	78 81								
338	A	Evansville	75 68	15	H	Drake	63 92								

Non-Div I Games: Rockhurst 83 40

Bradley

Average RPI Win: **268**
 Average RPI Loss: **133**

WON-LOST
RECORD

WINNING
PCT. RANK

LAST 10
GAMES

STRENGTH OF
SCHEDULE

OPP. STRENGTH
OF SCHEDULE

TEAM
RPI

ADJ.
RPI

CONF.
RPI

ADJ CONF.
RPI

DIV. I ONLY	7- 9	213	5-5	230	230	208	208	11	11
DIV. I NON-CONF.	6- 8	199	0- 1	285	248	241	241	10	10

TOTALS	RPI 1-25	RPI 26-50	W-L RECORDS	RPI 51-100	RPI 101-150	RPI 150+			
7- 9	0- 1	0- 1	OVERALL	0- 1	1- 2	6- 4			
4- 2	0- 0	0- 1	HOME	0- 0	1- 0	3- 1			
2- 7	0- 1	0- 0	AWAY	0- 1	0- 2	2- 3			
1- 0	0- 0	0- 0	NEUTRAL	0- 0	0- 0	1- 0			
6- 8	0- 1	0- 1	NON-CONFERENCE	0- 1	0- 1	6- 4			
3- 2	0- 0	0- 1	HOME	0- 0	0- 0	3- 1			
2- 6	0- 1	0- 0	AWAY	0- 1	0- 1	2- 3			
1- 0	0- 0	0- 0	NEUTRAL	0- 0	0- 0	1- 0			
1- 1	0- 0	0- 0	CONFERENCE	0- 0	1- 1	0- 0			
1- 0	0- 0	0- 0	HOME	0- 0	1- 0	0- 0			
0- 1	0- 0	0- 0	AWAY	0- 0	0- 1	0- 0			
0- 0	0- 0	0- 0	NEUTRAL	0- 0	0- 0	0- 0			

RPI 1-25				RPI 26-50				RPI 51-100				RPI 101+				Team's RPI: 208
RPI	S	Opponent	Score	RPI	S	Opponent	Score	RPI	S	Opponent	Score	RPI	S	Opponent	Score	
14	A	Rutgers	52 73	48	H	Bucknell I	78 91	71	A	Maine	96 102	104	A	Yale	72 84	
												104	H	Yale	86 71	
												111	A	Northern Ill.	102 109	
												162	A	Boston U.	51 72	
												195	A	Rhode Island	67 72	
												199	H	Massachusetts	61 90	
												213	A	Holy Cross	89 85	
												289	A	Bryant	57 75	
												289	N	Bryant	84 68	
												295	H	Fairfield	68 49	
												301	H	Central Conn. St.	68 63	
												327	H	New Hampshire	76 70	
												345	A	Chicago St.	90 65	
LAST 12 Division I GAMES:																
104	H	Yale	86 71	195	A	Rhode Island	67 72	104	A	Yale	72 84	48	H	Bucknell I	78 91	
14	A	Rutgers	52 73	104	A	Yale	72 84	48	H	Bucknell I	78 91	199	H	Massachusetts	61 90	
111	A	Northern Ill.	102 109	199	H	Massachusetts	61 90	295	H	Fairfield	68 49	213	A	Holy Cross	89 85	
345	A	Chicago St.	90 65	295	H	Fairfield	68 49									
71	A	Maine	96 102													
289	N	Bryant	84 68													

Non-Div I Games: Johnson & Wales (RI) 78 46 Adelphi 75 62

Brown

Average RPI Win:	270	WON-LOST	WINNING	LAST 10	STRENGTH OF	OPP. STRENGTH	TEAM	ADJ.	CONF.	ADJ CONF.
Average RPI Loss:	184	RECORD	PCT. RANK	GAMES	SCHEDULE	OF SCHEDULE	RPI	RPI	RPI	RPI
DIV. I ONLY	6- 13	267	4-6	254	320	289	289	31	31	
DIV. I NON-CONF.	2- 9	297	0- 1	166	225	282	282	31	31	

TOTALS	RPI 1-25	RPI 26-50	W-L RECORDS	RPI 51-100	RPI 101-150	RPI 150+				
6- 13	0- 0	0- 0	OVERALL	0- 4	0- 1	6- 8				
4- 4	0- 0	0- 0	HOME	0- 1	0- 0	4- 3				
2- 7	0- 0	0- 0	AWAY	0- 2	0- 1	2- 4				
0- 2	0- 0	0- 0	NEUTRAL	0- 1	0- 0	0- 1				
2- 9	0- 0	0- 0	NON-CONFERENCE	0- 4	0- 1	2- 4				
1- 2	0- 0	0- 0	HOME	0- 1	0- 0	1- 1				
1- 5	0- 0	0- 0	AWAY	0- 2	0- 1	1- 2				
0- 2	0- 0	0- 0	NEUTRAL	0- 1	0- 0	0- 1				
4- 4	0- 0	0- 0	CONFERENCE	0- 0	0- 0	4- 4				
3- 2	0- 0	0- 0	HOME	0- 0	0- 0	3- 2				
1- 2	0- 0	0- 0	AWAY	0- 0	0- 0	1- 2				
0- 0	0- 0	0- 0	NEUTRAL	0- 0	0- 0	0- 0				

RPI 1-25				RPI 26-50				RPI 51-100				RPI 101+ Team's RPI: 289			
RPI	S	Opponent	Score	RPI	S	Opponent	Score	RPI	S	Opponent	Score	RPI	S	Opponent	Score
								62	A	West Virginia	48 94	110	A	Hartford	57 67
								71	H	Maine	57 74	162	A	Boston U.	65 67
								83	A	Boston College	46 83	208	H	Brown	75 57
								87	N	Providence	64 72	208	N	Brown	68 84
												213	H	Holy Cross	62 81
												223	H	Robert Morris	57 60
												226	A	Mt. St. Mary's	73 68
												227	A	Sacred Heart	48 49
												238	H	Saint Francis (PA)	66 63
												276	H	St. Francis Brooklyn	55 60
												294	A	UMass Lowell	58 57
												301	H	Central Conn. St.	72 60
												327	A	New Hampshire	74 79
												342	A	Fairleigh Dickinson	53 63
												351	H	LIU Brooklyn	69 62

LAST 12 Division I GAMES:															
				301	H	Central Conn. St.	72 60	87	N	Providence	64 72				
				238	H	Saint Francis (PA)	66 63	342	A	Fairleigh Dickinson	53 63				
				223	H	Robert Morris	57 60	351	H	LIU Brooklyn	69 62				
				227	A	Sacred Heart	48 49	213	H	Holy Cross	62 81				
				226	A	Mt. St. Mary's	73 68	110	A	Hartford	57 67				
				276	H	St. Francis Brooklyn	55 60	83	A	Boston College	46 83				

Non-Div I Games:

Bryant

Average RPI Win:	216	WON-LOST	WINNING	LAST 10	STRENGTH OF	OPP. STRENGTH	TEAM	ADJ.	CONF.	ADJ CONF.
Average RPI Loss:	73	RECORD	PCT. RANK	GAMES	SCHEDULE	OF SCHEDULE	RPI	RPI	RPI	RPI
DIV. I ONLY	17- 4	29	8-2	153	196	48	48	19	19	
DIV. I NON-CONF.	9- 3	61	0- 0	115	134	38	38	22	22	

TOTALS	RPI 1-25	RPI 26-50	W-L RECORDS	RPI 51-100	RPI 101-150	RPI 150+				
17- 4	0- 2	0- 0	OVERALL	1- 0	3- 1	13- 1				
7- 1	0- 0	0- 0	HOME	1- 0	3- 0	3- 1				
8- 3	0- 2	0- 0	AWAY	0- 0	0- 1	8- 0				
2- 0	0- 0	0- 0	NEUTRAL	0- 0	0- 0	2- 0				
9- 3	0- 2	0- 0	NON-CONFERENCE	1- 0	1- 1	7- 0				
4- 0	0- 0	0- 0	HOME	1- 0	1- 0	2- 0				
3- 3	0- 2	0- 0	AWAY	0- 0	0- 1	3- 0				
2- 0	0- 0	0- 0	NEUTRAL	0- 0	0- 0	2- 0				
8- 1	0- 0	0- 0	CONFERENCE	0- 0	2- 0	6- 1				
3- 1	0- 0	0- 0	HOME	0- 0	2- 0	1- 1				
5- 0	0- 0	0- 0	AWAY	0- 0	0- 0	5- 0				
0- 0	0- 0	0- 0	NEUTRAL	0- 0	0- 0	0- 0				

RPI 1-25				RPI 26-50				Team's RPI: 48				RPI 51-100				RPI 101+			
RPI	S	Opponent	Score	RPI	S	Opponent	Score	RPI	S	Opponent	Score	RPI	S	Opponent	Score	RPI	S	Opponent	Score
9	A	Syracuse	56 70									66	H	Quinnipiac	75 58	108	H	American	71 56
12	A	Iowa St.	61 86													109	A	Drexel	42 64
																116	H	Youngstown St.	73 68
																136	H	Lehigh	71 53
																162	H	Boston U.	62 70
																199	N	Massachusetts	77 58
																203	H	Rider	80 59
																208	A	Brown	91 78
																209	A	St. Bonaventure	77 46
																213	H	Holy Cross	75 71
																216	A	Colgate	90 62
																218	A	Navy	77 43
																250	A	Monmouth	70 32
																287	A	Army West Point	66 52
																295	N	Fairfield	77 54
																296	A	Loyola Maryland	75 57
																324	A	Lafayette	56 47
																326	H	Iona	81 43

LAST 12 Division I GAMES:																			
296	A	Loyola Maryland	75 57	218	A	Navy	77 43												
216	A	Colgate	90 62	213	H	Holy Cross	75 71												
136	H	Lehigh	71 53	108	H	American	71 56												
324	A	Lafayette	56 47	12	A	Iowa St.	61 86												
287	A	Army West Point	66 52	116	H	Youngstown St.	73 68												
162	H	Boston U.	62 70	203	H	Rider	80 59												

Non-Div I Games:

Bucknell

Average RPI Win: 181

Average RPI Loss: 45

WON-LOST
RECORDWINNING
PCT. RANKLAST 10
GAMESSTRENGTH OF
SCHEDULEOPP. STRENGTH
OF SCHEDULETEAM
RPIADJ.
RPICONF.
RPIADJ CONF.
RPIDIV. I ONLY
DIV. I NON-CONF.14- 4
8- 338
728-2
0- 052
100130
8830
3930
398
88
8

TOTALS

RPI 1-25

RPI 26-50

W-L RECORDS

RPI 51-100

RPI 101-150

RPI 150+

14- 4

0- 2

1- 0

OVERALL

2- 1

1- 1

10- 0

5- 2

0- 1

0- 0

HOME

0- 1

1- 0

4- 0

7- 2

0- 1

0- 0

AWAY

1- 0

0- 1

6- 0

2- 0

0- 0

1- 0

NEUTRAL

1- 0

0- 0

0- 0

8- 3

0- 2

1- 0

NON-CONFERENCE

1- 0

0- 1

6- 0

2- 1

0- 1

0- 0

HOME

0- 0

0- 0

2- 0

4- 2

0- 1

0- 0

AWAY

0- 0

0- 1

4- 0

2- 0

0- 0

1- 0

NEUTRAL

1- 0

0- 0

0- 0

6- 1

0- 0

0- 0

CONFERENCE

1- 1

1- 0

4- 0

3- 1

0- 0

0- 0

HOME

0- 1

1- 0

2- 0

3- 0

0- 0

0- 0

AWAY

1- 0

0- 0

2- 0

0- 0

0- 0

0- 0

NEUTRAL

0- 0

0- 0

0- 0

RPI 1-25

RPI 26-50

Team's RPI: 30

RPI 51-100

RPI 101+

RPI	S	Opponent	Score
3	H	Stanford	55 62
5	A	Oregon	82 102

RPI	S	Opponent	Score
33	N	South Dakota St.	61 55

RPI	S	Opponent	Score
55	H	Ohio	71 74
59	A	Miami (OH)	66 59
98	N	Georgetown	73 64

RPI	S	Opponent	Score
111	H	Northern Ill.	93 64
115	A	Dayton	59 72
153	H	Akron	91 72
167	H	Ball St.	77 65
181	A	UMES	69 63
185	A	Eastern Mich.	91 84
209	H	St. Bonaventure	90 43
231	H	Niagara	88 61
251	A	Dartmouth	75 69
277	A	Canisius	84 66
280	A	Western Mich.	61 59
301	A	Central Conn. St.	82 69

LAST 12 Division I GAMES:

280	A	Western Mich.	61 59	111	H	Northern Ill.	93 64
167	H	Ball St.	77 65	153	H	Akron	91 72
59	A	Miami (OH)	66 59	3	H	Stanford	55 62
185	A	Eastern Mich.	91 84	251	A	Dartmouth	75 69
55	H	Ohio	71 74	115	A	Dayton	59 72
209	H	St. Bonaventure	90 43	277	A	Canisius	84 66

Buffalo

Buffalo

Non-Div I Games:

Buffalo

Loss,
 Non-Conf, S Site,
 H Home
A Away
 N Neutral

Average RPI Win: 168

Average RPI Loss: 43

WON-LOST
RECORDWINNING
PCT. RANKLAST 10
GAMESSTRENGTH OF
SCHEDULEOPP. STRENGTH
OF SCHEDULETEAM
RPIADJ.
RPICONF.
RPIADJ CONF.
RPIDIV. I ONLY
DIV. I NON-CONF.16- 4
10- 132
187-3
0- 0113
24666
15742
4942
496
46
4

TOTALS

RPI 1-25

RPI 26-50

W-L RECORDS

RPI 51-100

RPI 101-150

RPI 150+

16- 4

0- 1

1- 2

OVERALL

4- 1

1- 0

10- 0

9- 2

0- 1

0- 1

HOME

1- 0

1- 0

7- 0

5- 2

0- 0

1- 1

AWAY

2- 1

0- 0

2- 0

2- 0

0- 0

0- 0

NEUTRAL

1- 0

0- 0

1- 0

10- 1

0- 0

0- 1

NON-CONFERENCE

1- 0

0- 0

9- 0

7- 0

0- 0

0- 0

HOME

0- 0

0- 0

7- 0

1- 1

0- 0

0- 1

AWAY

0- 0

0- 0

1- 0

2- 0

0- 0

0- 0

NEUTRAL

1- 0

0- 0

1- 0

6- 3

0- 1

1- 1

CONFERENCE

3- 1

1- 0

1- 0

2- 2

0- 1

0- 1

HOME

1- 0

1- 0

0- 0

4- 1

0- 0

1- 0

AWAY

2- 1

0- 0

1- 0

0- 0

0- 0

0- 0

NEUTRAL

0- 0

0- 0

0- 0

RPI 1-25

RPI 26-50

Team's RPI: 42

RPI 51-100

RPI 101+

RPI S Opponent
11 H MarquetteScore
58 87RPI S Opponent
35 A IndianaScore
46 66

37 H DePaul

78 86

43 A Villanova

63 55

RPI S Opponent
85 A CreightonScore
75 43

87 A Providence

68 74

89 H Seton Hall

62 59

94 N Ohio St.

66 53

98 A Georgetown

59 50

RPI S Opponent
123 H St. John's (NY)Score
66 45

153 A Akron

63 47

167 H Ball St.

64 47

169 H Indiana St.

72 49

183 A Xavier

63 41

185 N Eastern Mi ch.

73 63

191 H Illinois St.

58 56

235 H Western Ill.

92 51

268 H Eastern Ill.

72 37

294 H UMass Lowell

89 36

307 H Murray St.

86 65

LAST 12 Division I GAMES:

85 A Creighton

75 43

87 A Providence

68 74

183 A Xavier

63 41

123 H St. John's (NY)

66 45

89 H Seton Hall

62 59

98 A Georgetown

59 50

11 H Marquette

58 87

37 H DePaul

78 86

43 A Villanova

63 55

185 N Eastern Mi ch.

73 63

94 N Ohio St.

66 53

169 H Indiana St.



















































72 49

Butler

Average RPI Win:	258	WON-LOST	WINNING	LAST 10	STRENGTH OF	OPP. STRENGTH	TEAM	ADJ.	CONF.	ADJ CONF.
Average RPI Loss:	215	RECORD	PCT. RANK	GAMES	SCHEDULE	OF SCHEDULE	RPI	RPI	RPI	RPI

DIV. I ONLY	6- 12	259	4-6	320	301	283	283	30	30
DIV. I NON-CONF.	2- 9	297	0- 0	279	279	313	313	30	30

TOTALS	RPI 1-25	RPI 26-50	W-L RECORDS	RPI 51-100	RPI 101-150	RPI 150+			
6- 12	0- 0	0- 1	OVERALL	1- 0	0- 0	5- 11			
2- 3	0- 0	0- 0	HOME	1- 0	0- 0	1- 3			
4- 9	0- 0	0- 1	AWAY	0- 0	0- 0	4- 8			
0- 0	0- 0	0- 0	NEUTRAL	0- 0	0- 0	0- 0			
2- 9	0- 0	0- 1	NON-CONFERENCE	1- 0	0- 0	1- 8			
1- 1	0- 0	0- 0	HOME	1- 0	0- 0	0- 1			
1- 8	0- 0	0- 1	AWAY	0- 0	0- 0	1- 7			
0- 0	0- 0	0- 0	NEUTRAL	0- 0	0- 0	0- 0			
4- 3	0- 0	0- 0	CONFERENCE	0- 0	0- 0	4- 3			
1- 2	0- 0	0- 0	HOME	0- 0	0- 0	1- 2			
3- 1	0- 0	0- 0	AWAY	0- 0	0- 0	3- 1			
0- 0	0- 0	0- 0	NEUTRAL	0- 0	0- 0	0- 0			

RPI 1-25	RPI 26-50	RPI 51-100	RPI 101+	Team's RPI: 283
RPI S Opponent Score	RPI S Opponent Score	RPI S Opponent Score	RPI S Opponent Score	
	40  Oregon St. 52  92	93  Wright St. 76 74	151  UC Irvine 78  85	
			170  New Mexico St. 59  61	
			174  UC Riverside 67  79	
			184  North Texas 59  71	
			195  UMKC 67 57	
			198  SMU 43  49	
			219  Cal St. Fullerton 56  64	
			257  UTRGV 68 63	
			259  Utah Valley 70  78	
			269  UTEP 47  53	
			285  California Baptist 45  68	
			311  Omaha 46  53	
			318  UC Santa Barbara 56 48	
			319  San Jose St. 72  82	
			340  Seattle U 70 60	
			345  Chicago St. 67 56	
LAST 12 Division I GAMES:				
	195  UMKC 67 57	285  California Baptist 45  68		
	170  New Mexico St. 59  61	345  Chicago St. 67 56		
	257  UTRGV 68 63	40  Oregon St. 52  92		
	259  Utah Valley 70  78	184  North Texas 59  71		
	340  Seattle U 70 60	198  SMU 43  49		
	174  UC Riverside 67  79	311  Omaha 46  53		

Non-Div I Games: Whittier 74 46 Westcliff 91 37

Average RPI Win:	244	WON-LOST	WINNING	LAST 10	STRENGTH OF	OPP. STRENGTH	TEAM	ADJ.	CONF.	ADJ CONF.
Average RPI Loss:	67	RECORD	PCT. RANK	GAMES	SCHEDULE	OF SCHEDULE	RPI	RPI	RPI	RPI
DIV. I ONLY	10- 10	165	6-4	166	94	157	157	22	22	
DIV. I NON-CONF.	6- 8	199	0- 1	140	29	164	164	21	21	

TOTALS	RPI 1-25	RPI 26-50	W-L RECORDS	RPI 51-100	RPI 101-150	RPI 150+				
10- 10	0- 2	0- 1	OVERALL	0- 4	2- 2	8- 1				
6- 3	0- 0	0- 0	HOME	0- 2	1- 1	5- 0				
4- 7	0- 2	0- 1	AWAY	0- 2	1- 1	3- 1				
0- 0	0- 0	0- 0	NEUTRAL	0- 0	0- 0	0- 0				
6- 8	0- 2	0- 1	NON-CONFERENCE	0- 3	2- 2	4- 0				
4- 2	0- 0	0- 0	HOME	0- 1	1- 1	3- 0				
2- 6	0- 2	0- 1	AWAY	0- 2	1- 1	1- 0				
0- 0	0- 0	0- 0	NEUTRAL	0- 0	0- 0	0- 0				
4- 2	0- 0	0- 0	CONFERENCE	0- 1	0- 0	4- 1				
2- 1	0- 0	0- 0	HOME	0- 1	0- 0	2- 0				
2- 1	0- 0	0- 0	AWAY	0- 0	0- 0	2- 1				
0- 0	0- 0	0- 0	NEUTRAL	0- 0	0- 0	0- 0				

RPI 1-25				RPI 26-50				RPI 51-100				RPI 101+ Team's RPI: 157			
RPI	S	Opponent	Score	RPI	S	Opponent	Score	RPI	S	Opponent	Score	RPI	S	Opponent	Score
3	A	Stanford	43 69	28	A	Cal i forni a	42 67	51	A	Southern Cal i forni a	42 58	106	H	Washington St.	65 52
15	A	Drake	63 73					60	A	Boi se St.	63 74	107	A	Idaho	73 88
								61	H	Harvard	55 75	117	H	Loyol a Marymount	53 72
								72	H	UC Davi s	49 60	147	A	Santa Clara	53 38
												151	A	UC Irvi ne	61 65
												174	H	UC Ri versi de	69 56
												241	H	San Di ego St.	77 74
												261	A	Hawai i	49 29
												275	A	Long Beach St.	51 37
												285	H	Cal i forni a Bapti st	73 67
												311	A	Omaha	64 52
												318	H	UC Santa Barbara	73 65
												319	H	San Jose St.	76 40

LAST 12 Divi s i on I GAMES:															
72	H	UC Davi s	49 60	61	H	Harvard	55 75								
174	H	UC Ri versi de	69 56	275	A	Long Beach St.	51 37								
261	A	Hawai i	49 29	319	H	San Jose St.	76 40								
151	A	UC Irvi ne	61 65	51	A	Southern Cal i forni a	42 58								
318	H	UC Santa Barbara	73 65	241	H	San Di ego St.	77 74								
3	A	Stanford	43 69	117	H	Loyol a Marymount	53 72								

Non-Di v I Games:

CSUN

Average RPI Win:

282

Average RPI Loss:

164

WON-LOST
RECORD

3- 13

WINNING
PCT. RANK

320

LAST 10
GAMES

3-7

STRENGTH OF
SCHEDULE

251

OPP. STRENGTH
OF SCHEDULE

202

TEAM
RPI

317

ADJ.
RPI

317

CONF.
RPI

22

ADJ CONF.
RPI

22

DIV. I ONLY
DIV. I NON-CONF.

2- 8

293

0- 0

272

68

305

305

21

21

TOTALS

RPI 1-25

RPI 26-50

W-L RECORDS

RPI 51-100

RPI 101-150

RPI 150+

3- 13

0- 0

0- 3

OVERALL

0- 0

0- 1

3- 9

2- 5

0- 0

0- 1

HOME

0- 0

0- 0

2- 4

1- 7

0- 0

0- 2

AWAY

0- 0

0- 1

1- 4

0- 1

0- 0

0- 0

NEUTRAL

0- 0

0- 0

0- 1

2- 8

0- 0

0- 3

NON-CONFERENCE

0- 0

0- 1

2- 4

1- 3

0- 0

0- 1

HOME

0- 0

0- 0

1- 2

1- 4

0- 0

0- 2

AWAY

0- 0

0- 1

1- 1

0- 1

0- 0

0- 0

NEUTRAL

0- 0

0- 0

0- 1

1- 5

0- 0

0- 0

CONFERENCE

0- 0

0- 0

1- 5

1- 2

0- 0

0- 0

HOME

0- 0

0- 0

1- 2

0- 3

0- 0

0- 0

AWAY

0- 0

0- 0

0- 3

0- 0

0- 0

0- 0

NEUTRAL

0- 0

0- 0

0- 0

RPI 1-25

RPI 26-50

RPI 51-100

RPI 101+



Team's RPI: 317



RPI S Opponent Score



RPI S Opponent Score



RPI S Opponent Score



RPI S Opponent Score



40  Oregon St. 54  79



41  UCLA 35  81



47  Saint Mary's (CA) 51  69


137  Fresno St. 58  76



151  UC Irvine 57  73



151  UC Irvine 59  75



152  Pepperdine 63  70



180  Illinois 51  74



188  Eastern Wash. 59 55


219  Cal St. Fullerton 64  78


229  Sacramento St. 85  88

248 N  San Francisco 62  65





261  Hawaii 54  71





275  Long Beach St. 58  61




318  UC Santa Barbara 75 67




340  Seattle U 60 50





LAST 12 Division I GAMES:




219  Cal St. Fullerton 64  78 151  UC Irvine 57  73

275  Long Beach St. 58  61 261  Hawaii 54  71

318  UC Santa Barbara 75 67 47  Saint Mary's (CA) 51  69

151  UC Irvine 59  75 188  Eastern Wash. 59 55

41  UCLA 35  81 152  Pepperdine 63  70

340  Seattle U 60 50 180  Illinois 51  74

Non-Div I Games:

Academy of Art

87 65

Cal Poly

Average RPI Win: 287

Average RPI Loss: 124

WON-LOST
RECORDWINNING
PCT. RANKLAST 10
GAMESSTRENGTH OF
SCHEDULEOPP. STRENGTH
OF SCHEDULETEAM
RPIADJ.
RPICONF.
RPIADJ CONF.
RPIDIV. I ONLY
DIV. I NON-CONF.

10- 7

122

7-3

325

219

219

219

22

22

7- 5

132

0- 0

322

233

229

229

21

21

TOTALS

RPI 1-25

RPI 26-50

W-L RECORDS

RPI 51-100

RPI 101-150

RPI 150+

10- 7

0- 0

0- 0

OVERALL

0- 3

0- 3

10- 1

5- 4

0- 0

0- 0

HOME

0- 2

0- 1

5- 1

5- 3

0- 0

0- 0

AWAY

0- 1

0- 2

5- 0

0- 0

0- 0

0- 0

NEUTRAL

0- 0

0- 0

0- 0

7- 5

0- 0

0- 0

NON-CONFERENCE

0- 1

0- 3

7- 1

3- 3

0- 0

0- 0

HOME

0- 1

0- 1

3- 1

4- 2

0- 0

0- 0

AWAY

0- 0

0- 2

4- 0

0- 0

0- 0

0- 0

NEUTRAL

0- 0

0- 0

0- 0

3- 2

0- 0

0- 0

CONFERENCE

0- 2

0- 0

3- 0

2- 1

0- 0

0- 0

HOME

0- 1

0- 0

2- 0

1- 1

0- 0

0- 0

AWAY

0- 1

0- 0

1- 0

0- 0

0- 0

0- 0

NEUTRAL

0- 0

0- 0

0- 0

RPI 1-25

RPI 26-50

RPI 51-100

RPI 101+

Team's RPI: 219

RPI S Opponent Score

RPI S Opponent Score

RPI S Opponent Score

RPI S Opponent Score

70 H Pacifi c 64 72

72 A UC Davi s 51 75

72 H UC Davi s 39 75

119 A Washington 74 83

147 H Santa Clara 60 64

150 A Portland 74 83

241 H San Diego St. 72 83

249 A Col umbi a 61 58

251 H Dartmouth 67 62

259 H Utah Valley 56 55

261 H Hawai i 72 68

283 H CSU Bakersfi eld 64 56

285 A Cal i forni a Baptist 79 65

309 A Saint Peter's 69 45

317 H Cal Poly 78 64

318 A UC Santa Barbara 59 52

340 A Seattle U 57 54

LAST 12 Division I GAMES:

317 H Cal Poly 78 64

72 A UC Davi s 51 75

261 H Hawai i 72 68

259 H Utah Valley 56 55

70 H Pacifi c 64 72

309 A Saint Peter's 69 45

72 H UC Davi s 39 75

318 A UC Santa Barbara 59 52

249 A Col umbi a 61 58

283 H CSU Bakersfi eld 64 56

251 H Dartmouth 67 62

150 A Portland 74 83

C
a
l
s
t
.
F
u
l
l
e
r
t
o
nC
a
l
s
t
.
F
u
l
l
e
r
t
o
n

Non-Div I Games: Antelope Valley 77 65

Cal St. Fullerton

Loss, Non-Conf, S Site, H Home A Away N Neutral

Average RPI	Win:	122	WON-LOST	WINNING	LAST 10	STRENGTH OF	OPP. STRENGTH	TEAM	ADJ.	CONF.	ADJ CONF.
Average RPI	Loss:	36	RECORD	PCT. RANK	GAMES	SCHEDULE	OF SCHEDULE	RPI	RPI	RPI	RPI
DIV. I ONLY		13- 6		74	4-6	31	10	28	28	2	2
DIV. I NON-CONF.		9- 2		43	0- 0	26	44	18	18	2	2

TOTALS	RPI 1-25		RPI 26-50		W-L RECORDS	RPI 51-100		RPI 101-150		RPI 150+	
13- 6	0- 2		2- 2		OVERALL	4- 2		4- 0		3- 0	
6- 3	0- 1		0- 1		HOME	2- 1		2- 0		2- 0	
5- 3	0- 1		2- 1		AWAY	1- 1		1- 0		1- 0	
2- 0	0- 0		0- 0		NEUTRAL	1- 0		1- 0		0- 0	
9- 2	0- 1		2- 0		NON-CONFERENCE	3- 1		1- 0		3- 0	
3- 2	0- 1		0- 0		HOME	1- 1		0- 0		2- 0	
4- 0	0- 0		2- 0		AWAY	1- 0		0- 0		1- 0	
2- 0	0- 0		0- 0		NEUTRAL	1- 0		1- 0		0- 0	
4- 4	0- 1		0- 2		CONFERENCE	1- 1		3- 0		0- 0	
3- 1	0- 0		0- 1		HOME	1- 0		2- 0		0- 0	
1- 3	0- 1		0- 1		AWAY	0- 1		1- 0		0- 0	
0- 0	0- 0		0- 0		NEUTRAL	0- 0		0- 0		0- 0	

RPI 1-25				RPI 26-50				RPI 51-100				RPI 101+			
RPI	S	Opponent	Score	RPI	S	Opponent	Score	RPI	S	Opponent	Score	RPI	S	Opponent	Score
7	H	UConn	66 76	26	A	BYU	70 52	51	H	Southern Cal i forni a	66 59	106	H	Washington St.	77 63
17	A	Ari zona St.	61 62	27	A	Utah	74 87	61	H	Harvard	79 85	112	N	Tul ane	65 57
				41	H	UCLA	79 84	65	A	Ari zona	55 60	119	H	Washing ton	79 70
				47	A	Saint Mary's (CA)	81 78	70	N	Paci fi c	81 69	135	A	Col orado	80 60
								91	H	Houston	80 79	157	H	CSUN	67 42
								99	A	Penn St.	75 58	258	A	San Di ego	70 53
												318	H	UC Santa Barbara	69 45

LAST 12 Di vi si on I GAMES:															
119	H	Washington	79 70	135	A	Col orado	80 60								
106	H	Washington St.	77 63	27	A	Utah	74 87								
17	A	Ari zona St.	61 62	61	H	Harvard	79 85								
65	A	Ari zona	55 60	7	H	UConn	66 76								
51	H	Southern Cal i forni a	66 59	318	H	UC Santa Barbara	69 45								
41	H	UCLA	79 84	47	A	Saint Mary's (CA)	81 78								

Non-Di v I Games:

Cal i forni a

Average RPI Win:	279	WON-LOST	WINNING	LAST 10	STRENGTH OF	OPP. STRENGTH	TEAM	ADJ.	CONF.	ADJ CONF.
Average RPI Loss:	195	RECORD	PCT. RANK	GAMES	SCHEDULE	OF SCHEDULE	RPI	RPI	RPI	RPI

DIV. I ONLY	5- 10	259	6-4	307	315	285	285	30	30
DIV. I NON-CONF.	3- 6	241	0- 0	255	253	262	262	30	30

TOTALS	RPI 1-25	RPI 26-50	W-L RECORDS	RPI 51-100	RPI 101-150	RPI 150+			
5- 10	0- 0	0- 1	OVERALL	0- 1	0- 0	5- 8			
2- 3	0- 0	0- 0	HOME	0- 1	0- 0	2- 2			
3- 6	0- 0	0- 0	AWAY	0- 0	0- 0	3- 6			
0- 1	0- 0	0- 1	NEUTRAL	0- 0	0- 0	0- 0			
3- 6	0- 0	0- 1	NON-CONFERENCE	0- 1	0- 0	3- 4			
1- 2	0- 0	0- 0	HOME	0- 1	0- 0	1- 1			
2- 3	0- 0	0- 0	AWAY	0- 0	0- 0	2- 3			
0- 1	0- 0	0- 1	NEUTRAL	0- 0	0- 0	0- 0			
2- 4	0- 0	0- 0	CONFERENCE	0- 0	0- 0	2- 4			
1- 1	0- 0	0- 0	HOME	0- 0	0- 0	1- 1			
1- 3	0- 0	0- 0	AWAY	0- 0	0- 0	1- 3			
0- 0	0- 0	0- 0	NEUTRAL	0- 0	0- 0	0- 0			

RPI S Opponent	Score	RPI S Opponent	Score	RPI S Opponent	Score	RPI S Opponent	Score
		26 N BYU	69 76	100 H Idaho St.	57 72	157 A CSUN	67 73
						170 A New Mexico St.	69 76
						174 H UC Riverside	65 57
						195 H UMKC	74 78
						219 H Cal St. Fullerton	65 79
						241 A San Diego St.	67 83
						244 A Northern Ari z.	88 91
						257 A UTRGV	56 60
						275 A Long Beach St.	85 83
						283 A CSU Bakersfi eld	68 45
						318 A UC Santa Barbara	76 64
						339 A Grand Canyon	71 75
						345 H Chi cago St.	89 52

LAST 12 Division I GAMES:							
345 H Chi cago St.	89 52	339 A Grand Canyon	71 75				
195 H UMKC	74 78	283 A CSU Bakersfi eld	68 45				
257 A UTRGV	56 60	157 A CSUN	67 73				
170 A New Mexico St.	69 76	26 N BYU	69 76				
318 A UC Santa Barbara	76 64	241 A San Di ego St.	67 83				
174 H UC Ri versi de	65 57	244 A Northern Ari z.	88 91				

Non-Di v I Games: La Sierra 91 44 Notre Dame de Namur 80 47 Fresno Paci fi c 93 71 Westcl i ff 133 43 Cal i f o r n i a B a p t i s t

Average RPI Win: 304		WON-LOST RECORD	WINNING PCT. RANK	LAST 10 GAMES	STRENGTH OF SCHEDULE	OPP. STRENGTH OF SCHEDULE	TEAM RPI	ADJ. RPI	CONF. RPI	ADJ CONF. RPI
DIV. I ONLY		10- 8	133	5-5	321	325	255	255	28	28
DIV. I NON-CONF.		6- 3	91	1- 0	319	315	210	210	29	29
TOTALS		RPI 1-25	RPI 26-50	W-L RECORDS		RPI 51-100	RPI 101-150	RPI 150+		
10- 8	0- 0		0- 0	OVERALL		0- 2	0- 2	10- 4		
4- 5	0- 0		0- 0	HOME		0- 1	0- 1	4- 3		
5- 3	0- 0		0- 0	AWAY		0- 1	0- 1	5- 1		
1- 0	0- 0		0- 0	NEUTRAL		0- 0	0- 0	1- 0		
6- 3	0- 0		0- 0	NON-CONFERENCE		0- 2	0- 0	6- 1		
2- 2	0- 0		0- 0	HOME		0- 1	0- 0	2- 1		
3- 1	0- 0		0- 0	AWAY		0- 1	0- 0	3- 0		
1- 0	0- 0		0- 0	NEUTRAL		0- 0	0- 0	1- 0		
4- 5	0- 0		0- 0	CONFERENCE		0- 0	0- 2	4- 3		
2- 3	0- 0		0- 0	HOME		0- 0	0- 1	2- 2		
2- 2	0- 0		0- 0	AWAY		0- 0	0- 1	2- 1		
0- 0	0- 0		0- 0	NEUTRAL		0- 0	0- 0	0- 0		

[illegible]

Non-Div I Games:	William Peace	65	36	Columbia (SC)	93	46
------------------	---------------	----	----	---------------	----	----

Campbel I

■ Loss, ■ Non-Conf, S Site, H Home A Away N Neutral

Average RPI Win:	285	WON-LOST	WINNING	LAST 10	STRENGTH OF	OPP. STRENGTH	TEAM	ADJ.	CONF.	ADJ CONF.
Average RPI Loss:	172	RECORD	PCT. RANK	GAMES	SCHEDULE	OF SCHEDULE	RPI	RPI	RPI	RPI
DIV. I ONLY	7- 12	243	6-4	273	251	277	277	27	27	
DIV. I NON-CONF.	2- 9	297	0- 0	245	241	315	315	28	28	

TOTALS	RPI 1-25	RPI 26-50	W-L RECORDS	RPI 51-100	RPI 101-150	RPI 150+				
7- 12	0- 0	0- 1	OVERALL	0- 2	0- 1	7- 8				
3- 7	0- 0	0- 1	HOME	0- 2	0- 1	3- 3				
4- 5	0- 0	0- 0	AWAY	0- 0	0- 0	4- 5				
0- 0	0- 0	0- 0	NEUTRAL	0- 0	0- 0	0- 0				
2- 9	0- 0	0- 1	NON-CONFERENCE	0- 1	0- 1	2- 6				
1- 5	0- 0	0- 1	HOME	0- 1	0- 1	1- 2				
1- 4	0- 0	0- 0	AWAY	0- 0	0- 0	1- 4				
0- 0	0- 0	0- 0	NEUTRAL	0- 0	0- 0	0- 0				
5- 3	0- 0	0- 0	CONFERENCE	0- 1	0- 0	5- 2				
2- 2	0- 0	0- 0	HOME	0- 1	0- 0	2- 1				
3- 1	0- 0	0- 0	AWAY	0- 0	0- 0	3- 1				
0- 0	0- 0	0- 0	NEUTRAL	0- 0	0- 0	0- 0				

RPI	S	Opponent	Score	RPI	S	Opponent	Score	RPI	S	Opponent	Score	RPI	S	Opponent	Score
30	H	Buffalo	66 84	59	H	Miami (OH)	59 62	116	H	Youngstown St.	36 62	153	A	Akron	53 62
				66	H	Quinnipiac	42 55	165	H	Marist	66 71	203	A	Rider	62 49
								209	A	St. Bonaventure	94 100	216	A	Colgate	53 67
								236	H	Bowling Green	53 74	250	A	Monmouth	61 67
								257	H	UTRGV	53 57	260	A	Albany (NY)	48 42
								274	H	Vermont	67 46	295	H	Fairfield	53 50
								306	A	Oakland	60 71	309	A	Saint Peter's	75 62
								326	A	Iona	48 40	330	H	Manhattan	47 44
LAST 12 Division I GAMES:															
66	H	Quinnipiac	42 55	203	A	Rider	62 49	250	A	Monmouth	61 67	274	H	Vermont	67 46
295	H	Fairfield	53 50	250	A	Monmouth	61 67	274	H	Vermont	67 46	153	A	Akron	53 62
309	A	Saint Peter's	75 62	274	H	Vermont	67 46	153	A	Akron	53 62	236	H	Bowling Green	53 74
326	A	Iona	48 40	153	A	Akron	53 62	236	H	Bowling Green	53 74	30	H	Buffalo	66 84
165	H	Marist	66 71	236	H	Bowling Green	53 74	30	H	Buffalo	66 84				
330	H	Manhattan	47 44	30	H	Buffalo	66 84								

Non-Div I Games:

Canisius

Average RPI Win:	328	WON-LOST	WINNING	LAST 10	STRENGTH OF	OPP. STRENGTH	TEAM	ADJ.	CONF.	ADJ CONF.
Average RPI Loss:	159	RECORD	PCT. RANK	GAMES	SCHEDULE	OF SCHEDULE	RPI	RPI	RPI	RPI
DIV. I ONLY	3- 12	313	2-8	241	269	292	292	26	26	
DIV. I NON-CONF.	1- 5	311	0- 0	248	175	284	284	23	23	
<hr/>										
TOTALS	RPI 1-25	RPI 26-50	W-L RECORDS	RPI 51-100	RPI 101-150	RPI 150+				
3- 12	0- 1	0- 0	OVERALL	0- 3	0- 2	3- 6				
1- 4	0- 0	0- 0	HOME	0- 1	0- 1	1- 2				
2- 8	0- 1	0- 0	AWAY	0- 2	0- 1	2- 4				
0- 0	0- 0	0- 0	NEUTRAL	0- 0	0- 0	0- 0				
1- 5	0- 1	0- 0	NON-CONFERENCE	0- 1	0- 2	1- 1				
0- 1	0- 0	0- 0	HOME	0- 0	0- 1	0- 0				
1- 4	0- 1	0- 0	AWAY	0- 1	0- 1	1- 1				
0- 0	0- 0	0- 0	NEUTRAL	0- 0	0- 0	0- 0				
2- 7	0- 0	0- 0	CONFERENCE	0- 2	0- 0	2- 5				
1- 3	0- 0	0- 0	HOME	0- 1	0- 0	1- 2				
1- 4	0- 0	0- 0	AWAY	0- 1	0- 0	1- 3				
0- 0	0- 0	0- 0	NEUTRAL	0- 0	0- 0	0- 0				

RPI 1-25				RPI 26-50				RPI 51-100				RPI 101+ Team's RPI: 292			
RPI	S	Opponent	Score	RPI	S	Opponent	Score	RPI	S	Opponent	Score	RPI	S	Opponent	Score
19	A	Texas A&M	27 84					52	A	Kansas St.	54 70	133	H	South Alabama	50 58
								68	A	Lamar University	37 57	140	A	Oklahoma	52 65
								69	H	SFA	53 59	160	A	Abilene Christian	70 77
												202	H	Nicholls St.	60 64
												210	A	Sam Houston St.	62 66
												267	A	Southeastern La.	53 62
												279	H	A&M-Corpus Christi	65 73
												310	A	Jackson St.	56 65
												312	A	New Orleans	62 60
												321	H	Incarnate Word	74 43
												350	A	Alcorn	57 46
<hr/>															
LAST 12 Division I GAMES:															
312	A	New Orleans	62 60	69	H	SFA	53 59	160	A	Abilene Christian	70 77				
202	H	Nicholls St.	60 64	279	H	A&M-Corpus Christi	65 73	52	A	Kansas St.	54 70				
321	H	Incarnate Word	74 43	52	A	Texas A&M	27 84	19	A	Texas A&M	27 84				
68	A	Lamar University	37 57	140	A	Oklahoma	52 65								
210	A	Sam Houston St.	62 66												
267	A	Southeastern La.	53 62												

Non-Div I Games: Central Baptist 55 34 Crowley's Ridge 91 33 Williams Baptist 70 35 Hendrix 72 40 Central Ark.

Average RPI Win:	300	WON-LOST	WINNING	LAST 10	STRENGTH OF	OPP. STRENGTH	TEAM	ADJ.	CONF.	ADJ CONF.
Average RPI Loss:	187	RECORD	PCT. RANK	GAMES	SCHEDULE	OF SCHEDULE	RPI	RPI	RPI	RPI

DIV. I ONLY	5- 13	280	2-8	285	305	301	301	31	31
DIV. I NON-CONF.	3- 7	256	0- 0	136	204	218	218	31	31

TOTALS	RPI 1-25	RPI 26-50	W-L RECORDS	RPI 51-100	RPI 101-150	RPI 150+			
5- 13	0- 1	0- 1	OVERALL	0- 0	0- 3	5- 8			
3- 5	0- 0	0- 1	HOME	0- 0	0- 2	3- 2			
2- 8	0- 1	0- 0	AWAY	0- 0	0- 1	2- 6			
0- 0	0- 0	0- 0	NEUTRAL	0- 0	0- 0	0- 0			
3- 7	0- 1	0- 1	NON-CONFERENCE	0- 0	0- 3	3- 2			
1- 3	0- 0	0- 1	HOME	0- 0	0- 2	1- 0			
2- 4	0- 1	0- 0	AWAY	0- 0	0- 1	2- 2			
0- 0	0- 0	0- 0	NEUTRAL	0- 0	0- 0	0- 0			
2- 6	0- 0	0- 0	CONFERENCE	0- 0	0- 0	2- 6			
2- 2	0- 0	0- 0	HOME	0- 0	0- 0	2- 2			
0- 4	0- 0	0- 0	AWAY	0- 0	0- 0	0- 4			
0- 0	0- 0	0- 0	NEUTRAL	0- 0	0- 0	0- 0			

RPI 1-25				RPI 26-50				RPI 51-100				RPI 101+ Team's RPI: 301			
RPI	S	Opponent	Score	RPI	S	Opponent	Score	RPI	S	Opponent	Score	RPI	S	Opponent	Score
14	A	Rutgers	44 73	30	H	Buffalo	69 82					104	A	Yale	46 58
												110	H	Hartford	52 54
												136	H	Lehigh	62 88
												199	A	Massachusetts	59 74
												208	A	Brown	63 68
												223	H	Robert Morris	57 64
												226	A	Mt. St. Mary's	53 84
												227	A	Sacred Heart	61 66
												238	H	Saint Francis (PA)	73 62
												260	A	Albany (NY)	60 53
												289	A	Bryant	60 72
												323	A	Morgan St.	60 36
												325	H	Wagner	63 75
												327	H	New Hampshire	56 47
												342	A	Fairleigh Dickinson	67 74
												351	H	LIU Brooklyn	63 57

LAST 12 Division I GAMES:															
223	H	Robert Morris	57 64	351	H	LIU Brooklyn	63 57								
238	H	Saint Francis (PA)	73 62	289	A	Bryant	60 72								
226	A	Mt. St. Mary's	53 84	110	H	Hartford	52 54								
342	A	Fairleigh Dickinson	67 74	104	A	Yale	46 58								
325	H	Wagner	63 75	327	H	New Hampshire	56 47								
227	A	Sacred Heart	61 66	260	A	Albany (NY)	60 53								

Non-Div I Games:

Central Conn. St.

Central Mich.				Through Games Of Jan. 30, 2019							
Average RPI	Win:	132	WON-LOST	WINNING	LAST 10	STRENGTH OF	OPP. STRENGTH	TEAM	ADJ.	CONF.	ADJ CONF.
Average RPI	Loss:	58	RECORD	PCT. RANK	GAMES	SCHEDULE	OF SCHEDULE	RPI	RPI	RPI	RPI
DIV. I ONLY			14- 5	57	6-4	35	47	25	25	8	8
DIV. I NON-CONF.			9- 3	61	0- 0	83	6	37	37	8	8

TOTALS	RPI 1-25			RPI 26-50		W-L RECORDS	RPI 51-100	RPI 101-150		RPI 150+	
14- 5	2- 1			0- 1		OVERALL	3- 2	4- 1		5- 0	
5- 3	1- 1			0- 1		HOME	0- 1	1- 0		3- 0	
8- 1	1- 0			0- 0		AWAY	3- 1	2- 0		2- 0	
1- 1	0- 0			0- 0		NEUTRAL	0- 0	1- 1		0- 0	
9- 3	2- 1			0- 1		NON-CONFERENCE	1- 0	3- 1		3- 0	
3- 2	1- 1			0- 1		HOME	0- 0	1- 0		1- 0	
5- 0	1- 0			0- 0		AWAY	1- 0	1- 0		2- 0	
1- 1	0- 0			0- 0		NEUTRAL	0- 0	1- 1		0- 0	
5- 2	0- 0			0- 0		CONFERENCE	2- 2	1- 0		2- 0	
2- 1	0- 0			0- 0		HOME	0- 1	0- 0		2- 0	
3- 1	0- 0			0- 0		AWAY	2- 1	1- 0		0- 0	
0- 0	0- 0			0- 0		NEUTRAL	0- 0	0- 0		0- 0	

RPI 1-25 Team's RPI: 25				RPI 26-50				RPI 51-100				RPI 101+			
RPI	S	Opponent	Score	RPI	S	Opponent	Score	RPI	S	Opponent	Score	RPI	S	Opponent	Score
4	H	Louisville	68 72	33	H	South Dakota St.	71 80	55	A	Ohio	88 70	102	A	Virginia	74 61
16	H	UCF	75 68					59	H	Miami (OH)	67 70	111	A	Northern Ill.	89 66
24	A	Miami (FL)	90 80					66	A	Quinnipiac	67 52	112	N	Tulane	57 68
								84	A	Toledo	59 62	118	H	Western Ky.	108 90
								90	A	Kent St.	82 75	121	N	Chattanooga	73 50
												153	H	Akron	94 71
												168	A	Vanderbilt	66 57
												185	H	Eastern Mich.	71 61
												306	H	Oakland	104 61
												326	A	Iona	82 39

LAST 12 Division I GAMES:															
90	A	Kent St.	82 75	185	H	Eastern Mich.	71 61								
59	H	Miami (OH)	67 70	84	A	Toledo	59 62								
111	A	Northern Ill.	89 66	112	N	Tulane	57 68								
55	A	Ohio	88 70	4	H	Louisville	68 72								
153	H	Akron	94 71	168	A	Vanderbilt	66 57								
24	A	Miami (FL)	90 80	66	A	Quinnipiac	67 52								

Non-Div I Games:

Central Mich.

Average RPI Win:	345	WON-LOST	WINNING	LAST 10	STRENGTH OF	OPP. STRENGTH	TEAM	ADJ.	CONF.	ADJ CONF.
Average RPI Loss:	209	RECORD	PCT. RANK	GAMES	SCHEDULE	OF SCHEDULE	RPI	RPI	RPI	RPI

DIV. I ONLY	2- 14	331	2-8	289	335	336	336	28	28
DIV. I NON-CONF.	0- 8	336	0- 0	293	313	349	349	29	29

TOTALS	RPI 1-25	RPI 26-50	W-L RECORDS	RPI 51-100	RPI 101-150	RPI 150+			
2- 14	0- 0	0- 0	OVERALL	0- 0	0- 5	2- 9			
0- 6	0- 0	0- 0	HOME	0- 0	0- 3	0- 3			
2- 8	0- 0	0- 0	AWAY	0- 0	0- 2	2- 6			
0- 0	0- 0	0- 0	NEUTRAL	0- 0	0- 0	0- 0			
0- 8	0- 0	0- 0	NON-CONFERENCE	0- 0	0- 3	0- 5			
0- 3	0- 0	0- 0	HOME	0- 0	0- 2	0- 1			
0- 5	0- 0	0- 0	AWAY	0- 0	0- 1	0- 4			
0- 0	0- 0	0- 0	NEUTRAL	0- 0	0- 0	0- 0			
2- 6	0- 0	0- 0	CONFERENCE	0- 0	0- 2	2- 4			
0- 3	0- 0	0- 0	HOME	0- 0	0- 1	0- 2			
2- 3	0- 0	0- 0	AWAY	0- 0	0- 1	2- 2			
0- 0	0- 0	0- 0	NEUTRAL	0- 0	0- 0	0- 0			

RPI 1-25				RPI 26-50				RPI 51-100				RPI 101+ Team's RPI: 336			
RPI	S	Opponent	Score	RPI	S	Opponent	Score	RPI	S	Opponent	Score	RPI	S	Opponent	Score
												120	H	Tennessee Tech	55 77
												124	H	Radford	41 67
												127	H	Davi dson	34 72
												130	A	Georgi a	75 83
												134	A	Hi gh Point	64 71
												193	H	Hampton	66 74
												212	A	Fl ori da	60 70
												233	H	Jacksonville	58 68
												247	A	Gardner-Webb	65 75
												255	H	Campbel l	58 60
												273	A	Wi nthrop	52 57
												281	A	North Florida	76 82
												293	A	Col. of Charleston	52 79
												298	A	South Carolina St.	58 67
												341	A	USC Upstate	78 75
												348	A	Longwood	81 74
LAST 12 Division I GAMES:															
341	A	USC Upstate	78 75	247	A	Gardner-Webb	65 75								
124	H	Radford	41 67	134	A	Hi gh Point	64 71								
348	A	Longwood	81 74	212	A	Fl ori da	60 70								
255	H	Campbel l	58 60	293	A	Col. of Charleston	52 79								
273	A	Wi nthrop	52 57	130	A	Georgi a	75 83								
193	H	Hampton	66 74	281	A	North Florida	76 82								

Non-Div I Games: Converse 101 50 Col umbi a (SC) 89 57 Erski ne 74 50

Charleston So.

Average RPI Win: 225	WON-LOST RECORD	WINNING PCT. RANK	LAST 10 GAMES	STRENGTH OF SCHEDULE	OPP. STRENGTH OF SCHEDULE	TEAM RPI	ADJ. RPI	CONF. RPI	ADJ. CONF. RPI
Average RPI Loss: 151									
DIV. I ONLY	12- 8	118	5-5	221	183	164	164	16	16
DIV. I NON-CONF.	8- 4	91	1- 0	95	275	84	84	18	18

TOTALS	RPI 1-25	RPI 26-50	W-L RECORDS	RPI 51-100	RPI 101-150	RPI 150+			
12- 8	0- 0	0- 0	OVERALL	1- 0	2- 5	9- 3			
10- 1	0- 0	0- 0	HOME	1- 0	1- 1	8- 0			
1- 7	0- 0	0- 0	AWAY	0- 0	1- 4	0- 3			
1- 0	0- 0	0- 0	NEUTRAL	0- 0	0- 0	1- 0			
8- 4	0- 0	0- 0	NON-CONFERENCE	1- 0	2- 3	5- 1			
6- 1	0- 0	0- 0	HOME	1- 0	1- 1	4- 0			
1- 3	0- 0	0- 0	AWAY	0- 0	1- 2	0- 1			
1- 0	0- 0	0- 0	NEUTRAL	0- 0	0- 0	1- 0			
4- 4	0- 0	0- 0	CONFERENCE	0- 0	0- 2	4- 2			
4- 0	0- 0	0- 0	HOME	0- 0	0- 0	4- 0			
0- 4	0- 0	0- 0	AWAY	0- 0	0- 2	0- 2			
0- 0	0- 0	0- 0	NEUTRAL	0- 0	0- 0	0- 0			

RPI 1-25				RPI 26-50				RPI 51-100				RPI 101+				Team's RPI: 164
RPI	S	Opponent	Score	RPI	S	Opponent	Score	RPI	S	Opponent	Score	RPI	S	Opponent	Score	
								93	H	Wright St.	88 85	102	A	Virginia	61	65
												103	H	Wake Forest	43	69
												118	A	Western Ky.	58	76
												127	H	Davidson	78	66
												136	A	Lehigh	62	60
												142	A	Fordham	64	71
												144	A	Louisiana Tech	51	88
												171	A	Mercer	40	57
												177	A	Southern Miss.	54	65
												190	H	UNC Asheville	70	53
												232	N	Liberty	63	61
												242	H	East Carolina	52	46
												253	A	Marshall	62	63
												263	H	UTSA	66	54
												264	H	Bethune-Cookman	73	69
												269	H	UTEP	62	39
												278	H	Wofford	85	63
												282	H	Fla. Atlantic	68	47
												320	H	FIU	69	54

LAST 12 Division I GAMES:																
263	H	UTSA	66 54	136	A	Lehigh	62 60									
144	A	Louisiana Tech	51 88	269	H	UTEP	62 39									
177	A	Southern Miss.	54 65	118	A	Western Ky.	58 76									
282	H	Fla. Atlantic	68 47	102	A	Virginia	61 65									
320	H	FIU	69 54	264	H	Bethune-Cookman	73 69									
253	A	Marshall	62 63	127	H	Davidson	78 66									

Non-Div I Games:

Charlotte

Average RPI	Win:	214	WON-LOST	WINNING	LAST 10	STRENGTH OF	OPP. STRENGTH	TEAM	ADJ.	CONF.	ADJ CONF.
Average RPI	Loss:	66	RECORD	PCT. RANK	GAMES	SCHEDULE	OF SCHEDULE	RPI	RPI	RPI	RPI
DIV. I ONLY		8- 11		219	5-5	17	150	121	121	25	25
DIV. I NON-CONF.		4- 10		264	1- 0	4	72	97	97	25	25

TOTALS	RPI 1-25		RPI 26-50		W-L RECORDS	RPI 51-100		RPI 101-150		RPI 150+	
8- 11	0- 4		0- 1		OVERALL	1- 3		0- 2		7- 1	
4- 5	0- 2		0- 1		HOME	0- 1		0- 1		4- 0	
2- 4	0- 1		0- 0		AWAY	0- 1		0- 1		2- 1	
2- 2	0- 1		0- 0		NEUTRAL	1- 1		0- 0		1- 0	
4- 10	0- 4		0- 1		NON-CONFERENCE	1- 3		0- 2		3- 0	
1- 5	0- 2		0- 1		HOME	0- 1		0- 1		1- 0	
1- 3	0- 1		0- 0		AWAY	0- 1		0- 1		1- 0	
2- 2	0- 1		0- 0		NEUTRAL	1- 1		0- 0		1- 0	
4- 1	0- 0		0- 0		CONFERENCE	0- 0		0- 0		4- 1	
3- 0	0- 0		0- 0		HOME	0- 0		0- 0		3- 0	
1- 1	0- 0		0- 0		AWAY	0- 0		0- 0		1- 1	
0- 0	0- 0		0- 0		NEUTRAL	0- 0		0- 0		0- 0	

RPI 1-25				RPI 26-50				RPI 51-100				RPI 101+				Team's RPI: 121
RPI	S	Opponent	Score	RPI	S	Opponent	Score	RPI	S	Opponent	Score	RPI	S	Opponent	Score	
4	H	Louisville	49 75	33	H	South Dakota St.	54 71	71	N	Maine	66 61	113	A	Northern Colo.	65 68	
6	H	NC State	58 78					73	N	Middle Tenn.	47 58	132	H	UT Martin	79 81	
16	A	UCF	37 75					75	H	Belmont	51 67	171	A	Mercer	58 65	
25	N	Central Mich.	50 73					78	A	Virginia Tech	59 74	193	A	Hampton	58 50	
												200	N	Saint Louis	71 61	
												232	H	Liberty	75 60	
												237	H	Furman	73 53	
												245	A	Samford	73 63	
												252	H	ETSU	76 67	
												278	H	Wofford	89 82	

LAST 12 Division I GAMES:																
171	A	Mercer	58 65	71	N	Maine	66 61	245	A	Samford	73 63					
237	H	Furman	73 53					75	H	Belmont	51 67					
278	H	Wofford	89 82					113	A	Northern Colo.	65 68					
252	H	ETSU	76 67					33	H	South Dakota St.	54 71					
73	N	Middle Tenn.	47 58					16	A	UCF	37 75					
6	H	NC State	58 78													

Non-Div I Games: Lee

61 55

Chattanooga

Average RPI Win:	339	WON-LOST	WINNING	LAST 10	STRENGTH OF	OPP. STRENGTH	TEAM	ADJ.	CONF.	ADJ CONF.
Average RPI Loss:	215	RECORD	PCT. RANK	GAMES	SCHEDULE	OF SCHEDULE	RPI	RPI	RPI	RPI
DIV. I ONLY	1- 18	347	1-9	269	339	345	345	30	30	
DIV. I NON-CONF.	0- 13	336	0- 0	167	330	340	340	30	30	

TOTALS	RPI 1-25	RPI 26-50	W-L RECORDS	RPI 51-100	RPI 101-150	RPI 150+				
1- 18	0- 0	0- 0	OVERALL	0- 1	0- 4	1- 13				
1- 7	0- 0	0- 0	HOME	0- 0	0- 1	1- 6				
0- 10	0- 0	0- 0	AWAY	0- 1	0- 3	0- 6				
0- 1	0- 0	0- 0	NEUTRAL	0- 0	0- 0	0- 1				
0- 13	0- 0	0- 0	NON-CONFERENCE	0- 1	0- 4	0- 8				
0- 5	0- 0	0- 0	HOME	0- 0	0- 1	0- 4				
0- 7	0- 0	0- 0	AWAY	0- 1	0- 3	0- 3				
0- 1	0- 0	0- 0	NEUTRAL	0- 0	0- 0	0- 1				
1- 5	0- 0	0- 0	CONFERENCE	0- 0	0- 0	1- 5				
1- 2	0- 0	0- 0	HOME	0- 0	0- 0	1- 2				
0- 3	0- 0	0- 0	AWAY	0- 0	0- 0	0- 3				
0- 0	0- 0	0- 0	NEUTRAL	0- 0	0- 0	0- 0				

RPI 1-25				RPI 26-50				RPI 51-100				RPI 101+				Team's RPI: 345
RPI	S	Opponent	Score	RPI	S	Opponent	Score	RPI	S	Opponent	Score	RPI	S	Opponent	Score	
								63	A	Northwestern	35 97	111	A	Northern Ill.	52 114	
												131	A	Morehead St.	68 104	
												145	H	UAB	45 90	
												149	A	Bradley	59 89	
												173	A	Wisconsin	38 85	
												183	A	Xavier	57 91	
												195	H	UMKC	58 111	
												208	H	Brown	65 90	
												211	H	SIUE	66 82	
												222	A	Loyola Chicago	40 76	
												259	A	Utah Valley	61 76	
												276	N	St. Francis Brooklyn	73 110	
												283	H	CSU Bakersfield	56 67	
												285	A	California Baptist	52 89	
												302	H	Valparaiso	70 76	
												338	H	Evansville	58 67	
												339	H	Grand Canyon	50 48	
												340	A	Seattle U	54 90	

LAST 12 Division I GAMES:																
283	H	CSU Bakersfield	56 67	259	A	Utah Valley	61 76									
339	H	Grand Canyon	50 48	340	A	Seattle U	54 90									
285	A	California Baptist	52 89	111	A	Northern Ill.	52 114									
195	H	UMKC	58 111	63	A	Northwestern	35 97									
208	H	Brown	65 90	173	A	Wisconsin	38 85									
149	A	Bradley	59 89	211	H	SIUE	66 82									

Non-Div I Games:

Chicago St.

Average RPI Win: 198	WON-LOST RECORD	WINNING PCT. RANK	LAST 10 GAMES	STRENGTH OF SCHEDULE	OPP. STRENGTH OF SCHEDULE	TEAM RPI	ADJ. RPI	CONF. RPI	ADJ CONF. RPI
Average RPI Loss: 73									
DIV. I ONLY	14- 7	82	8-2	133	97	82	82	9	9
DIV. I NON-CONF.	8- 5	120	0- 0	194	160	146	146	9	9

TOTALS	RPI 1-25	RPI 26-50	W-L RECORDS	RPI 51-100	RPI 101-150	RPI 150+			
14- 7	0- 2	0- 0	OVERALL	1- 3	2- 1	11- 1			
11- 1	0- 0	0- 0	HOME	1- 1	2- 0	8- 0			
3- 6	0- 2	0- 0	AWAY	0- 2	0- 1	3- 1			
0- 0	0- 0	0- 0	NEUTRAL	0- 0	0- 0	0- 0			
8- 5	0- 0	0- 0	NON-CONFERENCE	0- 3	2- 1	6- 1			
7- 1	0- 0	0- 0	HOME	0- 1	2- 0	5- 0			
1- 4	0- 0	0- 0	AWAY	0- 2	0- 1	1- 1			
0- 0	0- 0	0- 0	NEUTRAL	0- 0	0- 0	0- 0			
6- 2	0- 2	0- 0	CONFERENCE	1- 0	0- 0	5- 0			
4- 0	0- 0	0- 0	HOME	1- 0	0- 0	3- 0			
2- 2	0- 2	0- 0	AWAY	0- 0	0- 0	2- 0			
0- 0	0- 0	0- 0	NEUTRAL	0- 0	0- 0	0- 0			

RPI 1-25				RPI 26-50				RPI 51-100 Team's RPI: 82				RPI 101+			
RPI	S	Opponent	Score	RPI	S	Opponent	Score	RPI	S	Opponent	Score	RPI	S	Opponent	Score
7	A	UConn	38 82					59	A	Miami (OH)	65 78	104	H	Yale	66 52
16	A	UCF	55 56					64	H	Old Domini on	72 76	105	A	Pittsburgh	48 65
								91	H	Houston	68 57	126	H	VCU	66 54
								94	A	Ohio St.	56 69	155	A	Tulsa	70 50
												159	A	South Fla.	57 56
												167	A	Ball St.	63 75
												183	H	Xavier	79 61
												198	H	SMU	69 57
												200	A	Saint Louis	51 50
												201	H	Temple	72 52
												221	H	Memphis	80 56
												240	H	Howard	85 51
												252	H	ETSU	77 64
												303	H	Austin Peay	69 48
												334	H	Lipscomb	71 55

LAST 12 Division I GAMES:															
				91	H	Houston	68 57	159	A	South Fla.	57 56				
				155	A	Tulsa	70 50	221	H	Memphis	80 56				
				201	H	Temple	72 52	240	H	Howard	85 51				
				16	A	UCF	55 56	183	H	Xavier	79 61				
				7	A	UConn	38 82	126	H	VCU	66 54				
				198	H	SMU	69 57	59	A	Miami (OH)	65 78				

Non-Div I Games:

Cincinnati

Clemson					Through Games Of Jan. 30, 2019								
Average RPI	Win:	143	WON-LOST	WINNING	LAST 10	STRENGTH OF	OPP. STRENGTH	TEAM	ADJ.	CONF.	ADJ CONF.		
Average RPI	Loss:	53	RECORD	PCT. RANK	GAMES	SCHEDULE	OF SCHEDULE	RPI	RPI	RPI	RPI		
DIV. I ONLY	14- 6	70	7-3	43	27	39	39	1	1				
DIV. I NON-CONF.	9- 4	85	1- 0	145	76	108	108	1	1				

TOTALS	RPI 1-25	RPI 26-50	W-L RECORDS	RPI 51-100	RPI 101-150	RPI 150+							
14- 6	2- 3	1- 0	OVERALL	1- 1	5- 2	5- 0							
10- 2	0- 1	1- 0	HOME	1- 0	3- 1	5- 0							
3- 3	2- 2	0- 0	AWAY	0- 0	1- 1	0- 0							
1- 1	0- 0	0- 0	NEUTRAL	0- 1	1- 0	0- 0							
9- 4	0- 1	0- 0	NON-CONFERENCE	1- 1	3- 2	5- 0							
8- 1	0- 0	0- 0	HOME	1- 0	2- 1	5- 0							
0- 2	0- 1	0- 0	AWAY	0- 0	0- 1	0- 0							
1- 1	0- 0	0- 0	NEUTRAL	0- 1	1- 0	0- 0							
5- 2	2- 2	1- 0	CONFERENCE	0- 0	2- 0	0- 0							
2- 1	0- 1	1- 0	HOME	0- 0	1- 0	0- 0							
3- 1	2- 1	0- 0	AWAY	0- 0	1- 0	0- 0							
0- 0	0- 0	0- 0	NEUTRAL	0- 0	0- 0	0- 0							

RPI 1-25				RPI 26-50		Team's RPI: 39		RPI 51-100		RPI 101+			
RPI	S	Opponent	Score	RPI	S	Opponent	Score	RPI	S	Opponent	Score		
6	A	NC State	51 54	38	H	Georgia Tech	71 61	53	N	Tennessee	66 78		
9	H	Syracuse	75 84					75	H	Belmont	65 62		
20	A	South Carolina	57 69							101	A	Alabama	56 76
21	A	Florida St.	57 45							102	H	Virginia	71 65
24	A	Miami (FL)	76 67							105	A	Pittsburgh	65 59
										127	H	Davidson	80 90
										128	H	Appalachian St.	87 48
										134	H	High Point	83 64
										140	N	Oklahoma	74 62
										180	H	Illinois	69 67
										195	H	Rhode Island	80 67
										253	H	Marshall	68 54
										278	H	Wofford	85 77
										334	H	Lipscomb	68 26

LAST 12 Division I GAMES:													
105	A	Pittsburgh	65 59	140	N	Oklahoma	74 62	6	A	NC State	51 54		
38	H	Georgia Tech	71 61					128	H	Appalachian St.	87 48		
21	A	Florida St.	57 45					253	H	Marshall	68 54		
24	A	Miami (FL)	76 67					127	H	Davidson	80 90		
102	H	Virginia	71 65					195	H	Rhode Island	80 67		
9	H	Syracuse	75 84										

Non-Di v I Games:

Clemson

Cleveland St.

Cleveland St.					Through Games Of Jan. 30, 2019						
Average RPI	Win:	290	WON-LOST	WINNING	LAST 10	STRENGTH OF	OPP. STRENGTH	TEAM	ADJ.	CONF.	ADJ CONF.
Average RPI	Loss:	144	RECORD	PCT. RANK	GAMES	SCHEDULE	OF SCHEDULE	RPI	RPI	RPI	RPI
DIV. I ONLY		5- 13	280	4-6		178	242	266	266	20	20
DIV. I NON-CONF.		1- 8	322	0- 0		66	272	280	280	19	19

TOTALS		RPI 1-25	RPI 26-50		W-L RECORDS		RPI 51-100	RPI 101-150		RPI 150+	
5- 13		0- 0	0- 0		OVERALL		0- 4	0- 4		5- 5	
3- 4		0- 0	0- 0		HOME		0- 2	0- 2		3- 0	
2- 8		0- 0	0- 0		AWAY		0- 2	0- 1		2- 5	
0- 1		0- 0	0- 0		NEUTRAL		0- 0	0- 1		0- 0	
1- 8		0- 0	0- 0		NON-CONFERENCE		0- 2	0- 2		1- 4	
1- 2		0- 0	0- 0		HOME		0- 1	0- 1		1- 0	
0- 5		0- 0	0- 0		AWAY		0- 1	0- 0		0- 4	
0- 1		0- 0	0- 0		NEUTRAL		0- 0	0- 1		0- 0	
4- 5		0- 0	0- 0		CONFERENCE		0- 2	0- 2		4- 1	
2- 2		0- 0	0- 0		HOME		0- 1	0- 1		2- 0	
2- 3		0- 0	0- 0		AWAY		0- 1	0- 1		2- 1	
0- 0		0- 0	0- 0		NEUTRAL		0- 0	0- 0		0- 0	

RPI 1-25				RPI 26-50				RPI 51-100				RPI 101+ Team's RPI: 266			
RPI	S	Opponent	Score	RPI	S	Opponent	Score	RPI	S	Opponent	Score	RPI	S	Opponent	Score
								55	A	Ohio	54 72	112	N	Tulane	72 81
								76	A	Green Bay	53 62	116	A	Youngstown St.	55 73
								84	H	Toledo	60 65	125	H	IUPUI	50 75
								93	H	Wright St.	65 70	149	H	Bradley	65 67
												167	A	Ball St.	62 67
												185	A	Eastern Mi ch.	63 69
												191	H	Illinois St.	67 63
												194	A	Milwaukee	53 59
												253	A	Marshall	64 86
												258	A	San Diego	82 83
												288	H	Northern Ky.	76 47
												306	A	Oakland	64 62
												332	A	Detroit Mercy	67 49
												333	H	UIC	71 53

LAST 12 Division I GAMES:															
288	H	Northern Ky.	76 47	116	A	Youngstown St.	55 73								
194	A	Milwaukee	53 59	93	H	Wright St.	65 70								
76	A	Green Bay	53 62	306	A	Oakland	64 62								
333	H	UIC	71 53	149	H	Bradley	65 67								
125	H	IUPUI	50 75	253	A	Marshall	64 86								
332	A	Detroit Mercy	67 49	84	H	Toledo	60 65								

Non-Div I Games: Lake Erie 79 49 Salem (WV) 113 81 Cleveland St.

Average RPI Win:	276	WON-LOST	WINNING	LAST 10	STRENGTH OF	OPP. STRENGTH	TEAM	ADJ.	CONF.	ADJ CONF.
Average RPI Loss:	113	RECORD	PCT. RANK	GAMES	SCHEDULE	OF SCHEDULE	RPI	RPI	RPI	RPI
DIV. I ONLY	7- 9	213	2-8	152	265	206	206	13	13	
DIV. I NON-CONF.	6- 3	91	0- 0	289	328	185	185	15	15	

TOTALS	RPI 1-25	RPI 26-50	W-L RECORDS	RPI 51-100	RPI 101-150	RPI 150+				
7- 9	0- 0	0- 0	OVERALL	0- 4	0- 3	7- 2				
5- 3	0- 0	0- 0	HOME	0- 2	0- 1	5- 0				
2- 4	0- 0	0- 0	AWAY	0- 0	0- 2	2- 2				
0- 2	0- 0	0- 0	NEUTRAL	0- 2	0- 0	0- 0				
6- 3	0- 0	0- 0	NON-CONFERENCE	0- 2	0- 0	6- 1				
4- 0	0- 0	0- 0	HOME	0- 0	0- 0	4- 0				
2- 1	0- 0	0- 0	AWAY	0- 0	0- 0	2- 1				
0- 2	0- 0	0- 0	NEUTRAL	0- 2	0- 0	0- 0				
1- 6	0- 0	0- 0	CONFERENCE	0- 2	0- 3	1- 1				
1- 3	0- 0	0- 0	HOME	0- 2	0- 1	1- 0				
0- 3	0- 0	0- 0	AWAY	0- 0	0- 2	0- 1				
0- 0	0- 0	0- 0	NEUTRAL	0- 0	0- 0	0- 0				

RPI 1-25				RPI 26-50				RPI 51-100				RPI 101+ Team' s RPI : 206					
RPI	S	Opponent	Score	RPI	S	Opponent	Score	RPI	S	Opponent	Score	RPI	S	Opponent	Score		
								54	N	Rice	52	56	114	A	UT Arlington	53	79
								57	N	Auburn	78	84	128	A	Appalachian St.	53	67
								80	H	Little Rock	47	60	133	H	South Alabama	78	88
								95	H	Troy	81	82	174	A	UC Riverside	43	62
													179	A	Texas St.	58	73
													187	H	Arkansas St.	88	72
													221	H	Memphis	90	71
													236	H	Bowling Green	81	80
													298	H	South Carolina St.	57	44
													313	A	UNC Greensboro	78	71
													331	H	Western Caro.	77	59
													346	A	N. C. Central	89	66
LAST 12 Division I GAMES:																	
128	A	Appalachian St.	53	67	187	H	Arkansas St.	88	72								
114	A	UT Arlington	53	79	80	H	Little Rock	47	60								
179	A	Texas St.	58	73	54	N	Rice	52	56								
133	H	South Alabama	78	88	57	N	Auburn	78	84								
95	H	Troy	81	82	346	A	N. C. Central	89	66								
313	A	UNC Greensboro	78	71	221	H	Memphis	90	71								

Non-Div I Games: N. C. Wesleyan 126 65 Meredith 128 39

Coastal Caro.

Average RPI Win:	274	WON-LOST	WINNING	LAST 10	STRENGTH OF	OPP. STRENGTH	TEAM	ADJ.	CONF.	ADJ CONF.
Average RPI Loss:	191	RECORD	PCT. RANK	GAMES	SCHEDULE	OF SCHEDULE	RPI	RPI	RPI	RPI
DIV. I ONLY	4- 13	301	2-8	237	322	293	293	10	10	
DIV. I NON-CONF.	3- 7	256	0- 0	324	351	337	337	12	12	

TOTALS	RPI 1-25	RPI 26-50	W-L RECORDS	RPI 51-100	RPI 101-150	RPI 150+				
4- 13	0- 0	0- 1	OVERALL	0- 0	1- 4	3- 8				
2- 5	0- 0	0- 1	HOME	0- 0	0- 1	2- 3				
2- 8	0- 0	0- 0	AWAY	0- 0	1- 3	1- 5				
0- 0	0- 0	0- 0	NEUTRAL	0- 0	0- 0	0- 0				
3- 7	0- 0	0- 0	NON-CONFERENCE	0- 0	0- 1	3- 6				
2- 3	0- 0	0- 0	HOME	0- 0	0- 0	2- 3				
1- 4	0- 0	0- 0	AWAY	0- 0	0- 1	1- 3				
0- 0	0- 0	0- 0	NEUTRAL	0- 0	0- 0	0- 0				
1- 6	0- 0	0- 1	CONFERENCE	0- 0	1- 3	0- 2				
0- 2	0- 0	0- 1	HOME	0- 0	0- 1	0- 0				
1- 4	0- 0	0- 0	AWAY	0- 0	1- 2	0- 2				
0- 0	0- 0	0- 0	NEUTRAL	0- 0	0- 0	0- 0				

RPI	S	Opponent	Score	RPI	S	Opponent	Score	RPI	S	Opponent	Score	RPI	S	Opponent	Score	Team's RPI: 293
45	H	James Madison	50 91									109	A	Drexel	53 76	
												122	H	Towson	61 77	
												128	A	Appalachian St.	66 80	
												129	A	William & Mary	66 54	
												138	A	UNCW	49 71	
												186	A	Delaware	50 74	
												189	A	George Mason	52 66	
												192	A	Elon	68 76	
												237	H	Furman	67 70	
												255	A	Campbell	65 66	
												273	H	Winthrop	64 71	
												278	A	Wofford	58 78	
												298	H	South Carolina St.	75 51	
												328	H	Presbyterian	65 71	
												334	A	Lipscomb	65 63	
												336	H	Charleston So.	79 52	
LAST 12 Division I GAMES:																
45	H	James Madison	50 91	186	A	Delaware	50 74									
122	H	Towson	61 77	109	A	Drexel	53 76									
129	A	William & Mary	66 54	328	H	Presbyterian	65 71									
192	A	Elon	68 76	336	H	Charleston So.	79 52									
138	A	UNCW	49 71	334	A	Lipscomb	65 63									
189	A	George Mason	52 66	128	A	Appalachian St.	66 80									

Non-Div I Games: North Greenville 95 62

Col. of Charleston

Colgate		Through Games Of Jan. 30, 2019									
Average RPI	Win: 272	WON-LOST	WINNING	LAST 10	STRENGTH OF	OPP. STRENGTH	TEAM	ADJ.	CONF.	ADJ CONF.	
Average RPI	Loss: 172	RECORD	PCT. RANK	GAMES	SCHEDULE	OF SCHEDULE	RPI	RPI	RPI	RPI	
DIV. I ONLY	9- 10	184	5-5	259	298	216	216	19	19		
DIV. I NON-CONF.	4- 6	212	0- 0	308	335	287	287	22	22		

TOTALS	RPI 1-25	RPI 26-50	W-L RECORDS	RPI 51-100	RPI 101-150	RPI 150+					
9- 10	0- 0	0- 1	OVERALL	0- 0	0- 4	9- 5					
5- 3	0- 0	0- 1	HOME	0- 0	0- 0	5- 2					
4- 7	0- 0	0- 0	AWAY	0- 0	0- 4	4- 3					
0- 0	0- 0	0- 0	NEUTRAL	0- 0	0- 0	0- 0					
4- 6	0- 0	0- 0	NON-CONFERENCE	0- 0	0- 2	4- 4					
3- 1	0- 0	0- 0	HOME	0- 0	0- 0	3- 1					
1- 5	0- 0	0- 0	AWAY	0- 0	0- 2	1- 3					
0- 0	0- 0	0- 0	NEUTRAL	0- 0	0- 0	0- 0					
5- 4	0- 0	0- 1	CONFERENCE	0- 0	0- 2	5- 1					
2- 2	0- 0	0- 1	HOME	0- 0	0- 0	2- 1					
3- 2	0- 0	0- 0	AWAY	0- 0	0- 2	3- 0					
0- 0	0- 0	0- 0	NEUTRAL	0- 0	0- 0	0- 0					

RPI 1-25				RPI 26-50				RPI 51-100				RPI 101+ Team's RPI: 216			
RPI	S	Opponent	Score	RPI	S	Opponent	Score	RPI	S	Opponent	Score	RPI	S	Opponent	Score
				48	H	Bucknell I	62 90					104	A	Yale	61 80
												108	A	American	57 76
												115	A	Dayton	58 67
												136	A	Lehigh	58 86
												162	A	Boston U.	81 72
												189	A	George Mason	61 64
												213	A	Holy Cross	70 67
												218	H	Navy	49 62
												231	A	Niagara	69 74
												249	H	Columbia	84 71
												265	A	Siena	53 55
												277	H	Canisius	67 53
												287	A	Army West Point	70 58
												294	A	UMass Lowell	61 52
												296	H	Loyola Maryland	73 64
												304	H	NJIT	53 71
												324	H	Lafayette	60 49
												342	H	Fairleigh Dickinson	71 52
LAST 12 Division I GAMES:															
136	A	Lehigh	58 86	287	A	Army West Point	70 58								
48	H	Bucknell I	62 90	296	H	Loyola Maryland	73 64								
162	A	Boston U.	81 72	213	A	Holy Cross	70 67								
218	H	Navy	49 62	231	A	Niagara	69 74								
324	H	Lafayette	60 49	304	H	NJIT	53 71								
108	A	American	57 76	294	A	UMass Lowell	61 52								

Non-Div I Games:

Colgate

Col orado				Through Games Of Jan. 30, 2019							
Average RPI	Win:	193	WON-LOST	WINNING	LAST 10	STRENGTH OF	OPP. STRENGTH	TEAM	ADJ.	CONF.	ADJ CONF.
Average RPI	Loss:	46	RECORD	PCT. RANK	GAMES	SCHEDULE	OF SCHEDULE	RPI	RPI	RPI	RPI
DIV. I ONLY		10- 9	153	2-8	71	50	135	135	2	2	
DIV. I NON-CONF.		10- 1	18	0- 0	223	147	44	44	2	2	

TOTALS	RPI 1-25		RPI 26-50		W-L RECORDS	RPI 51-100		RPI 101-150		RPI 150+	
10- 9	0- 3		1- 3		OVERALL	0- 1		1- 2		8- 0	
8- 5	0- 2		1- 2		HOME	0- 1		1- 0		6- 0	
1- 4	0- 1		0- 1		AWAY	0- 0		0- 2		1- 0	
1- 0	0- 0		0- 0		NEUTRAL	0- 0		0- 0		1- 0	
10- 1	0- 1		1- 0		NON-CONFERENCE	0- 0		1- 0		8- 0	
8- 0	0- 0		1- 0		HOME	0- 0		1- 0		6- 0	
1- 1	0- 1		0- 0		AWAY	0- 0		0- 0		1- 0	
1- 0	0- 0		0- 0		NEUTRAL	0- 0		0- 0		1- 0	
0- 8	0- 2		0- 3		CONFERENCE	0- 1		0- 2		0- 0	
0- 5	0- 2		0- 2		HOME	0- 1		0- 0		0- 0	
0- 3	0- 0		0- 1		AWAY	0- 0		0- 2		0- 0	
0- 0	0- 0		0- 0		NEUTRAL	0- 0		0- 0		0- 0	

RPI 1-25				RPI 26-50				RPI 51-100				RPI 101+ Team's RPI: 135			
RPI	S	Opponent	Score	RPI	S	Opponent	Score	RPI	S	Opponent	Score	RPI	S	Opponent	Score
3	H	Stanford	69 80	27	A	Utah	59 78	65	H	Ari zona	67 69	106	A	Washington St.	48 74
17	H	Ari zona St.	70 76	27	H	Utah	61 76					113	H	Northern Colo.	77 69
24	A	Mi ami (FL)	58 73	28	H	Cal i forni a	60 80					119	A	Washi ngton	58 68
				34	H	North Carol i na	86 74					152	H	Pepperdi ne	80 65
												178	N	Utah St.	78 68
												204	H	Prai rie View	79 38
												214	H	Col orado St.	59 40
												218	H	Navy	59 43
												245	H	Samford	81 39
												256	A	Nevada	65 52
												319	H	San Jose St.	76 64

LAST 12 Di vi si on I GAMES:															
27	A	Utah	59 78	28	H	Cal i forni a	60 80								
106	A	Washington St.	48 74	3	H	Stanford	69 80								
119	A	Washington	58 68	245	H	Samford	81 39								
17	H	Ari zona St.	70 76	204	H	Prai rie View	79 38								
65	H	Ari zona	67 69	218	H	Navy	59 43								
27	H	Utah	61 76	319	H	San Jose St.	76 64								

Non-Di v I Games:

Col orado

Average RPI Win:	225	WON-LOST	WINNING	LAST 10	STRENGTH OF	OPP. STRENGTH	TEAM	ADJ.	CONF.	ADJ CONF.
Average RPI Loss:	113	RECORD	PCT. RANK	GAMES	SCHEDULE	OF SCHEDULE	RPI	RPI	RPI	RPI
DIV. I ONLY	5- 12	277	3-7	53	179	214	214	14	14	
DIV. I NON-CONF.	4- 5	190	0- 0	29	146	148	148	13	13	

TOTALS	RPI 1-25	RPI 26-50	W-L RECORDS	RPI 51-100	RPI 101-150	RPI 150+				
5- 12	0- 2	0- 2	OVERALL	0- 1	0- 4	5- 3				
5- 5	0- 1	0- 0	HOME	0- 0	0- 2	5- 2				
0- 7	0- 1	0- 2	AWAY	0- 1	0- 2	0- 1				
0- 0	0- 0	0- 0	NEUTRAL	0- 0	0- 0	0- 0				
4- 5	0- 2	0- 1	NON-CONFERENCE	0- 0	0- 2	4- 0				
4- 2	0- 1	0- 0	HOME	0- 0	0- 1	4- 0				
0- 3	0- 1	0- 1	AWAY	0- 0	0- 1	0- 0				
0- 0	0- 0	0- 0	NEUTRAL	0- 0	0- 0	0- 0				
1- 7	0- 0	0- 1	CONFERENCE	0- 1	0- 2	1- 3				
1- 3	0- 0	0- 0	HOME	0- 0	0- 1	1- 2				
0- 4	0- 0	0- 1	AWAY	0- 1	0- 1	0- 1				
0- 0	0- 0	0- 0	NEUTRAL	0- 0	0- 0	0- 0				

RPI 1-25				RPI 26-50				RPI 51-100				RPI 101+				Team's RPI: 214
RPI	S	Opponent	Score	RPI	S	Opponent	Score	RPI	S	Opponent	Score	RPI	S	Opponent	Score	
13	A	Gonzaga	39 50	26	A	BYU	42 51	60	A	Boise St.	57 70	113	H	Northern Colo.	47 53	
17	H	Arizona St.	39 70	44	A	New Mexico	58 70					135	A	Colorado	40 59	
												137	A	Fresno St.	54 57	
												137	H	Fresno St.	55 66	
												163	H	Denver	84 79	
												178	H	Utah St.	53 72	
												215	H	Cornell	56 53	
												224	H	UNLV	52 49	
												234	A	Air Force	48 63	
												244	H	Northern Ariz.	65 54	
												256	H	Nevada	38 62	
												281	H	North Florida	61 59	
LAST 12 Division I GAMES:																
256	H	Nevada	38 62	60	A	Boise St.	57 70									
178	H	Utah St.	53 72	137	A	Fresno St.	54 57									
44	A	New Mexico	58 70	163	H	Denver	84 79									
234	A	Air Force	48 63	26	A	BYU	42 51									
137	H	Fresno St.	55 66	17	H	Arizona St.	39 70									
224	H	UNLV	52 49	244	H	Northern Ariz.	65 54									

Non-Div I Games: Chadron St. 91 38 Eastern N.M. 72 46

Colorado St.

Average RPI Win:	219	WON-LOST	WINNING	LAST 10	STRENGTH OF	OPP. STRENGTH	TEAM	ADJ.	CONF.	ADJ CONF.
Average RPI Loss:	188	RECORD	PCT. RANK	GAMES	SCHEDULE	OF SCHEDULE	RPI	RPI	RPI	RPI
DIV. I ONLY	5- 10	259	3-7	184	283	249	249	11	11	
DIV. I NON-CONF.	4- 9	252	0- 0	207	267	261	261	10	10	

TOTALS	RPI 1-25	RPI 26-50	W-L RECORDS	RPI 51-100	RPI 101-150	RPI 150+				
5- 10	0- 0	0- 0	OVERALL	0- 2	0- 1	5- 7				
3- 3	0- 0	0- 0	HOME	0- 1	0- 0	3- 2				
2- 7	0- 0	0- 0	AWAY	0- 1	0- 1	2- 5				
0- 0	0- 0	0- 0	NEUTRAL	0- 0	0- 0	0- 0				
4- 9	0- 0	0- 0	NON-CONFERENCE	0- 2	0- 1	4- 6				
2- 3	0- 0	0- 0	HOME	0- 1	0- 0	2- 2				
2- 6	0- 0	0- 0	AWAY	0- 1	0- 1	2- 4				
0- 0	0- 0	0- 0	NEUTRAL	0- 0	0- 0	0- 0				
1- 1	0- 0	0- 0	CONFERENCE	0- 0	0- 0	1- 1				
1- 0	0- 0	0- 0	HOME	0- 0	0- 0	1- 0				
0- 1	0- 0	0- 0	AWAY	0- 0	0- 0	0- 1				
0- 0	0- 0	0- 0	NEUTRAL	0- 0	0- 0	0- 0				

RPI 1-25				RPI 26-50				RPI 51-100				RPI 101+ Team's RPI: 249					
RPI	S	Opponent	Score	RPI	S	Opponent	Score	RPI	S	Opponent	Score	RPI	S	Opponent	Score		
								83	A	Boston College	60	74	142	A	Fordham	49	68
								91	H	Houston	72	83	171	A	Mercer	72	68
													180	A	Illinois	69	76
													193	H	Hampton	88	63
													194	A	Milwaukee	65	78
													215	A	Cornell	51	60
													215	H	Cornell	65	57
													216	A	Colgate	71	84
													219	H	Cal St. Fullerton	58	61
													228	A	Hofstra	65	63
													260	H	Albany (NY)	58	62
													284	A	Saint Joseph's	61	68
													287	H	Army West Point	70	49
LAST 12 Division I GAMES:																	
171	A	Mercer	72	68	215	H	Cornell	65	57								
193	H	Hampton	88	63	215	A	Cornell	51	60								
260	H	Albany (NY)	58	62	284	A	Saint Joseph's	61	68								
142	A	Fordham	49	68	216	A	Colgate	71	84								
219	H	Cal St. Fullerton	58	61	91	H	Houston	72	83								
83	A	Boston College	60	74	180	A	Illinois	69	76								

Non-Div I Games:

Columbi a

Average RPI Win:	348	WON-LOST	WINNING	LAST 10	STRENGTH OF	OPP. STRENGTH	TEAM	ADJ.	CONF.	ADJ CONF.
Average RPI Loss:	181	RECORD	PCT. RANK	GAMES	SCHEDULE	OF SCHEDULE	RPI	RPI	RPI	RPI
DIV. I ONLY	2- 18	340	2-8	147	341	315	315	32	32	
DIV. I NON-CONF.	0- 12	336	0- 0	15	230	244	244	32	32	

TOTALS	RPI 1-25	RPI 26-50	W-L RECORDS	RPI 51-100	RPI 101-150	RPI 150+				
2- 18	0- 2	0- 0	OVERALL	0- 4	0- 3	2- 9				
1- 5	0- 0	0- 0	HOME	0- 0	0- 0	1- 5				
1- 12	0- 2	0- 0	AWAY	0- 4	0- 2	1- 4				
0- 1	0- 0	0- 0	NEUTRAL	0- 0	0- 1	0- 0				
0- 12	0- 2	0- 0	NON-CONFERENCE	0- 4	0- 3	0- 3				
0- 1	0- 0	0- 0	HOME	0- 0	0- 0	0- 1				
0- 10	0- 2	0- 0	AWAY	0- 4	0- 2	0- 2				
0- 1	0- 0	0- 0	NEUTRAL	0- 0	0- 1	0- 0				
2- 6	0- 0	0- 0	CONFERENCE	0- 0	0- 0	2- 6				
1- 4	0- 0	0- 0	HOME	0- 0	0- 0	1- 4				
1- 2	0- 0	0- 0	AWAY	0- 0	0- 0	1- 2				
0- 0	0- 0	0- 0	NEUTRAL	0- 0	0- 0	0- 0				

RPI 1-25				RPI 26-50				RPI 51-100				RPI 101+				Team's RPI: 315
RPI	S	Opponent	Score	RPI	S	Opponent	Score	RPI	S	Opponent	Score	RPI	S	Opponent	Score	
10	A	Mississippi St.	38 110					55	A	Ohio	62 87	102	A	Virginia	41 55	
18	A	Maryland	36 93					62	A	West Virginia	37 78	145	N	UAB	61 86	
								64	A	Old Dominion	51 81	148	A	Minnesota	52 84	
								88	A	FGCU	61 93	231	A	Niagara	69 71	
												253	A	Marshall	67 88	
												262	A	N.C. A&T	42 66	
												264	H	Bethune-Cookman	65 71	
												270	H	Norfolk St.	63 68	
												298	H	South Carolina St.	59 75	
												300	H	UMBC	52 57	
												343	H	Savannah St.	70 76	
												346	A	N.C. Central	57 62	
												347	A	Delaware St.	71 57	
												349	H	Florida A&M	73 53	

LAST 12 Division I GAMES:																
262	A	N.C. A&T	42 66	264	H	Bethune-Cookman	65 71									
346	A	N.C. Central	57 62	349	H	Florida A&M	73 53									
298	H	South Carolina St.	59 75	64	A	Old Dominion	51 81									
270	H	Norfolk St.	63 68	145	N	UAB	61 86									
347	A	Delaware St.	71 57	88	A	FGCU	61 93									
343	H	Savannah St.	70 76	231	A	Niagara	69 71									

Non-Div I Games:

Coppin St.

Average RPI Win: **268**
 Average RPI Loss: **189**

WON-LOST
RECORD

WINNING
PCT. RANK

LAST 10
GAMES

STRENGTH OF
SCHEDULE

OPP. STRENGTH
OF SCHEDULE

TEAM
RPI

ADJ.
RPI

CONF.
RPI

ADJ CONF.
RPI

DIV. I ONLY	7- 6	145	5-5	319	266	215	215	11	11
DIV. I NON-CONF.	6- 5	143	0- 0	296	306	207	207	10	10
<hr/>									
TOTALS	RPI 1-25	RPI 26-50	W-L RECORDS	RPI 51-100	RPI 101-150	RPI 150+			
7- 6	0- 0	0- 0	OVERALL	0- 0	0- 2	7- 4			
6- 0	0- 0	0- 0	HOME	0- 0	0- 0	6- 0			
1- 6	0- 0	0- 0	AWAY	0- 0	0- 2	1- 4			
0- 0	0- 0	0- 0	NEUTRAL	0- 0	0- 0	0- 0			
6- 5	0- 0	0- 0	NON-CONFERENCE	0- 0	0- 2	6- 3			
5- 0	0- 0	0- 0	HOME	0- 0	0- 0	5- 0			
1- 5	0- 0	0- 0	AWAY	0- 0	0- 2	1- 3			
0- 0	0- 0	0- 0	NEUTRAL	0- 0	0- 0	0- 0			
1- 1	0- 0	0- 0	CONFERENCE	0- 0	0- 0	1- 1			
1- 0	0- 0	0- 0	HOME	0- 0	0- 0	1- 0			
0- 1	0- 0	0- 0	AWAY	0- 0	0- 0	0- 1			
0- 0	0- 0	0- 0	NEUTRAL	0- 0	0- 0	0- 0			

RPI 1-25				RPI 26-50				RPI 51-100				RPI 101+ Team's RPI: 215			
RPI	S	Opponent	Score	RPI	S	Opponent	Score	RPI	S	Opponent	Score	RPI	S	Opponent	Score
												136	A	Lehigh	54 67
												148	A	Minnesota	45 65
												166	A	Stony Brook	61 63
												193	H	Hampton	79 53
												209	H	St. Bonaventure	58 44
												214	A	Colorado St.	53 56
												220	A	Binghamton	61 72
												249	A	Columbia	57 65
												249	H	Columbia	60 51
												260	H	Albany (NY)	48 34
												294	H	UMass Lowell	63 54
												324	A	Lafayette	62 59
												347	H	Delaware St.	94 59
<hr/>															
LAST 12 Division I GAMES:															
				209	H	St. Bonaventure	58 44	249	A	Columbia	57 65				
				193	H	Hampton	79 53	249	H	Columbia	60 51				
				324	A	Lafayette	62 59	214	A	Colorado St.	53 56				
				347	H	Delaware St.	94 59	148	A	Minnesota	45 65				
				166	A	Stony Brook	61 63	294	H	UMass Lowell	63 54				
				136	A	Lehigh	54 67	260	H	Albany (NY)	48 34				

Non-Div I Games:

Cornell

Creighton				Through Games Of Jan. 30, 2019							
Average RPI	Win:	172	WON-LOST	WINNING	LAST 10	STRENGTH OF	OPP. STRENGTH	TEAM	ADJ.	CONF.	ADJ CONF.
Average RPI	Loss:	45	RECORD	PCT. RANK	GAMES	SCHEDULE	OF SCHEDULE	RPI	RPI	RPI	RPI
DIV. I ONLY		10- 10	165	5-5	42	38	85	85	6	6	
DIV. I NON-CONF.		6- 5	143	0- 0	91	48	90	90	4	4	

TOTALS	RPI 1-25		RPI 26-50		W-L RECORDS		RPI 51-100		RPI 101-150		RPI 150+
10- 10	0- 3		1- 4		OVERALL		2- 3		1- 0		6- 0
4- 5	0- 1		0- 3		HOME		2- 1		0- 0		2- 0
4- 5	0- 2		1- 1		AWAY		0- 2		1- 0		2- 0
2- 0	0- 0		0- 0		NEUTRAL		0- 0		0- 0		2- 0
6- 5	0- 2		0- 2		NON-CONFERENCE		1- 1		0- 0		5- 0
2- 2	0- 1		0- 1		HOME		1- 0		0- 0		1- 0
2- 3	0- 1		0- 1		AWAY		0- 1		0- 0		2- 0
2- 0	0- 0		0- 0		NEUTRAL		0- 0		0- 0		2- 0
4- 5	0- 1		1- 2		CONFERENCE		1- 2		1- 0		1- 0
2- 3	0- 0		0- 2		HOME		1- 1		0- 0		1- 0
2- 2	0- 1		1- 0		AWAY		0- 1		1- 0		0- 0
0- 0	0- 0		0- 0		NEUTRAL		0- 0		0- 0		0- 0

RPI 1-25				RPI 26-50				RPI 51-100 Team's RPI: 85				RPI 101+			
RPI	S	Opponent	Score	RPI	S	Opponent	Score	RPI	S	Opponent	Score	RPI	S	Opponent	Score
11	A	Marquette	67 85	32	H	South Dakota	65 77	77	A	UNI	55 65	123	A	St. John's (NY)	65 63
15	H	Drake	69 85	33	A	South Dakota St.	48 74	87	H	Provi dence	63 77	159	N	South Fla.	83 76
21	A	Florida St.	52 71	37	A	DePaul	85 82	89	A	Seton Hall	75 82	168	N	Vanderbil t	75 55
				42	H	Butler	43 75	97	H	Nebraska	74 65	183	H	Xavier	66 62
				43	H	Villanova	52 54	98	H	Georgetown	65 38	243	A	Wichi ta St.	83 71
LAST 12 Division I GAMES:															
183	H	Xavier	66 62	87	H	Provi dence	63 77								
123	A	St. John's (NY)	65 63	42	H	Butler	43 75								
89	A	Seton Hall	75 82	37	A	DePaul	85 82								
98	H	Georgetown	65 38	168	N	Vanderbil t	75 55								
43	H	Villanova	52 54	159	N	South Fla.	83 76								
11	A	Marquette	67 85	21	A	Florida St.	52 71								

Non-Div I Games:

Creighton

Average RPI	Win:	267	WON-LOST	WINNING	LAST 10	STRENGTH OF	OPP. STRENGTH	TEAM	ADJ.	CONF.	ADJ CONF.
Average RPI	Loss:	138	RECORD	PCT. RANK	GAMES	SCHEDULE	OF SCHEDULE	RPI	RPI	RPI	RPI
DIV. I ONLY		7- 8		194	5-5	290	188	251	251	11	11
DIV. I NON-CONF.		7- 6		153	0- 1	302	258	232	232	10	10

TOTALS	RPI 1-25		RPI 26-50		W-L RECORDS	RPI 51-100		RPI 101-150		RPI 150+	
7- 8	0- 0		0- 1		OVERALL	0- 4		0- 0		7- 3	
5- 2	0- 0		0- 1		HOME	0- 1		0- 0		5- 0	
2- 4	0- 0		0- 0		AWAY	0- 2		0- 0		2- 2	
0- 2	0- 0		0- 0		NEUTRAL	0- 1		0- 0		0- 1	
7- 6	0- 0		0- 1		NON-CONFERENCE	0- 2		0- 0		7- 3	
5- 1	0- 0		0- 1		HOME	0- 0		0- 0		5- 0	
2- 3	0- 0		0- 0		AWAY	0- 1		0- 0		2- 2	
0- 2	0- 0		0- 0		NEUTRAL	0- 1		0- 0		0- 1	
0- 2	0- 0		0- 0		CONFERENCE	0- 2		0- 0		0- 0	
0- 1	0- 0		0- 0		HOME	0- 1		0- 0		0- 0	
0- 1	0- 0		0- 0		AWAY	0- 1		0- 0		0- 0	
0- 0	0- 0		0- 0		NEUTRAL	0- 0		0- 0		0- 0	

RPI	S	Opponent	Score	RPI	S	Opponent	Score	RPI	S	Opponent	Score	RPI	S	Opponent	Score	Team's RPI: 251
30	H	Buffal o	69 75	61	A	Harvard	46 56	162	H	Boston U.	64 44	219	A	Cal St. Fullerton	62 67	
				61	H	Harvard	57 73	220	H	Binghamton	63 39	258	A	San Diego	76 78	
				73	N	Mi ddle Tenn.	58 70	274	A	Vermont	66 42	294	H	UMass Lowell	70 54	
				83	A	Boston Col lege	68 99	295	H	Fairfi eld	59 46	296	H	Loyol a Maryl and	54 41	
								318	N	UC Santa Barbara	56 62	327	A	New Hampshi re	62 42	

LAST 12 Division I GAMES:																
61	A	Harvard	46 56	318	N	UC Santa Barbara	56 62	61	H	Harvard	57 73	295	H	Fairfi eld	59 46	
220	H	Binghamton	63 39	162	H	Boston U.	64 44	258	A	San Diego	76 78	219	A	Cal St. Fullerton	62 67	
83	A	Boston Col lege	68 99	274	A	Vermont	66 42	294	H	UMass Lowell	70 54					
327	A	New Hampshire	62 42													
30	H	Buffal o	69 75													
294	H	UMass Lowell	70 54													

Non-Div I Games:

Dartmouth

Average RPI Win:	192	WON-LOST	WINNING	LAST 10	STRENGTH OF	OPP. STRENGTH	TEAM	ADJ.	CONF.	ADJ CONF.
Average RPI Loss:	152	RECORD	PCT. RANK	GAMES	SCHEDULE	OF SCHEDULE	RPI	RPI	RPI	RPI
DIV. I ONLY	10- 8	133	7-3	143	178	127	127	17	17	
DIV. I NON-CONF.	5- 7	206	0- 0	137	166	166	166	16	16	

TOTALS	RPI 1-25	RPI 26-50	W-L RECORDS	RPI 51-100	RPI 101-150	RPI 150+				
10- 8	0- 1	1- 0	OVERALL	0- 1	3- 1	6- 5				
5- 2	0- 0	0- 0	HOME	0- 0	2- 1	3- 1				
5- 6	0- 1	1- 0	AWAY	0- 1	1- 0	3- 4				
0- 0	0- 0	0- 0	NEUTRAL	0- 0	0- 0	0- 0				
5- 7	0- 1	1- 0	NON-CONFERENCE	0- 1	2- 1	2- 4				
3- 1	0- 0	0- 0	HOME	0- 0	2- 1	1- 0				
2- 6	0- 1	1- 0	AWAY	0- 1	0- 0	1- 4				
0- 0	0- 0	0- 0	NEUTRAL	0- 0	0- 0	0- 0				
5- 1	0- 0	0- 0	CONFERENCE	0- 0	1- 0	4- 1				
2- 1	0- 0	0- 0	HOME	0- 0	0- 0	2- 1				
3- 0	0- 0	0- 0	AWAY	0- 0	1- 0	2- 0				
0- 0	0- 0	0- 0	NEUTRAL	0- 0	0- 0	0- 0				

RPI 1-25				RPI 26-50				RPI 51-100				RPI 101+ Team's RPI: 127			
RPI	S	Opponent	Score	RPI	S	Opponent	Score	RPI	S	Opponent	Score	RPI	S	Opponent	Score
6	A	NC State	45 75	39	A	Clemson	90 80	86	A	Princeton	57 65	128	H	Appalachian St.	78 81
												129	H	William & Mary	76 65
												134	H	High Point	71 62
												142	A	Fordham	60 56
												156	A	Duquesne	62 47
												164	A	Charlotte	66 78
												189	H	George Mason	67 59
												190	A	UNC Asheville	56 69
												192	A	Elon	72 73
												195	A	Rhode Island	77 67
												199	H	Massachusetts	58 70
												247	A	Gardner-Webb	49 54
												272	H	Richmond	78 55
												328	H	Presbyterian	83 56
												336	A	Charleston So.	72 34

LAST 12 Division I GAMES:															
272	H	Richmond	78 55	142	A	Fordham	60 56	199	H	Massachusetts	58 70				
195	A	Rhode Island	77 67	328	H	Presbyterian	83 56	39	A	Clemson	90 80				
156	A	Duquesne	62 47	192	A	Elon	72 73	86	A	Princeton	57 65				
189	H	George Mason	67 59												
6	A	NC State	45 75												
164	A	Charlotte	66 78												

Non-Div I Games: Queens (NC) 80 47

Davidson

Average RPI Win: 183

Average RPI Loss: 85

WON-LOST
RECORDWINNING
PCT. RANKLAST 10
GAMESSTRENGTH OF
SCHEDULEOPP. STRENGTH
OF SCHEDULETEAM
RPIADJ.
RPICONF.
RPIADJ CONF.
RPIDIV. I ONLY
DIV. I NON-CONF.10- 8
5- 6133
1777-3
0- 087
16102
51115
77115
7717
1617
16

TOTALS

RPI 1-25

RPI 26-50

W-L RECORDS

RPI 51-100

RPI 101-150

RPI 150+

10- 8
8- 1
1- 6
1- 10- 2
0- 0
0- 2
0- 02- 1
1- 0
0- 1
1- 0OVERALL
HOME
AWAY
NEUTRAL1- 3
1- 1
0- 1
0- 11- 0
1- 0
0- 0
0- 06- 2
5- 0
1- 2
0- 05- 6
4- 1
0- 4
1- 10- 2
0- 0
0- 2
0- 02- 1
1- 0
0- 1
1- 0NON-CONFERENCE
HOME
AWAY
NEUTRAL1- 3
1- 1
0- 1
0- 10- 0
0- 0
0- 0
0- 02- 0
2- 0
0- 0
0- 05- 2
4- 0
1- 2
0- 00- 0
0- 0
0- 0
0- 00- 0
0- 0
0- 0
0- 0CONFERENCE
HOME
AWAY
NEUTRAL0- 0
0- 0
0- 0
0- 01- 0
1- 0
0- 0
0- 04- 2
3- 0
1- 2
0- 0

RPI 1-25

RPI 26-50

RPI 51-100

RPI 101+

Team's RPI: 115

RPI	S	Opponent	Score
18	A	Maryland	71 82
20	A	South Carolina	55 65

RPI	S	Opponent	Score
30	H	Buffalo	72 59
38	N	Georgia Tech	85 66
45	A	James Madison	55 68

RPI	S	Opponent	Score
67	H	Northeastern	79 84
76	A	Green Bay	35 51
78	N	Virginia Tech	57 69
84	H	Toledo	70 49

RPI	S	Opponent	Score
142	H	Fordham	72 50
172	A	George Washington	45 46
199	H	Massachusetts	75 47
200	A	Saint Louis	65 68
209	A	St. Bonaventure	62 49
216	H	Colgate	67 58
284	H	Saint Joseph's	72 65
286	H	La Salle	84 45
338	H	Evansville	69 30

LAST 12 Division I GAMES:

142	H	Fordham	72 50	284	H	Saint Joseph's	72 65
209	A	St. Bonaventure	62 49	200	A	Saint Louis	65 68
172	A	George Washington	45 46	78	N	Virginia Tech	57 69
199	H	Massachusetts	75 47	338	H	Evansville	69 30
286	H	La Salle	84 45	30	H	Buffalo	72 59
38	N	Georgia Tech	85 66	45	A	James Madison	55 68

Dayton

Dayton

Non-Div I Games:

Dayton

Loss,
 Non-Conf,
 S Site,
 H Home
 A Away
 N Neutral

Average RPI		Winn: 137	WON-LOST RECORD	WINNING PCT. RANK	LAST 10 GAMES	STRENGTH OF SCHEDULE	OPP. STRENGTH OF SCHEDULE	TEAM RPI	ADJ. RPI	CONF. RPI	ADJ. CONF. RPI
Loss: 34											
DIV. I ONLY			15- 6	66	7-3	54	11	37	37	6	6
DIV. I NON-CONF.			9- 3	61	0- 0	106	8	43	43	4	4
TOTALS		RPI 1-25		RPI 26-50		W-L RECORDS	RPI 51-100	RPI 101-150		RPI 150+	
15- 6	0- 4			2- 0		OVERALL	6- 2	2- 0		5- 0	
7- 3	0- 1			0- 0		HOME	3- 2	1- 0		3- 0	
6- 2	0- 2			2- 0		AWAY	1- 0	1- 0		2- 0	
2- 1	0- 1			0- 0		NEUTRAL	2- 0	0- 0		0- 0	
9- 3	0- 3			0- 0		NON-CONFERENCE	4- 0	1- 0		4- 0	
5- 1	0- 1			0- 0		HOME	2- 0	0- 0		3- 0	
2- 1	0- 1			0- 0		AWAY	0- 0	1- 0		1- 0	
2- 1	0- 1			0- 0		NEUTRAL	2- 0	0- 0		0- 0	
6- 3	0- 1			2- 0		CONFERENCE	2- 2	1- 0		1- 0	
2- 2	0- 0			0- 0		HOME	1- 2	1- 0		0- 0	
4- 1	0- 1			2- 0		AWAY	1- 0	0- 0		1- 0	
0- 0	0- 0			0- 0		NEUTRAL	0- 0	0- 0		0- 0	

RPI 1-25					RPI 26-50					Team's RPI: 37					RPI 51-100					RPI 101+				
RPI	S	Opponent	Score		RPI	S	Opponent	Score		RPI	S	Opponent	Score		RPI	S	Opponent	Score						
1	H	Notre Dame	77	101	42	A	Butler	86	78	52	N	Kansas St.	79	59	123	H	St. John's (NY)	73	64					
7	A	UConn	63	99	43	A	Villanova	66	59	63	H	Northwestern	76	60	140	A	Oklahoma	87	76					
9	N	Syracuse	81	83						76	H	Green Bay	73	64	183	A	Xavier	73	71					
11	A	Marquette	63	96						85	H	Creighton	82	85	201	H	Temple	102	88					
										86	N	Princeton	82	67	222	A	Loyola Chicago	102	76					
										87	H	Providence	88	62	290	H	Tennessee St.	95	73					
										89	H	Seton Hall	73	84	343	H	Savannah St.	124	61					
										98	A	Georgetown	69	64										
LAST 12 Division I GAMES:																								
					89	H	Seton Hall	73	84	183	A	Xavier	73	71										
					123	H	St. John's (NY)	73	64	42	A	Butler	86	78										
					43	A	Villanova	66	59	85	H	Creighton	82	85										
					98	A	Georgetown	69	64	222	A	Loyola Chicago	102	76										
					11	A	Marquette	63	96	290	H	Tennessee St.	95	73										
					87	H	Providence	88	62	140	A	Oklahoma	87	76										

Non-Div I Games:

DePaul

Del aware		Average RPI Win: 258	WON-LOST RECORD	WINNING PCT. RANK	LAST 10 GAMES	STRENGTH OF SCHEDULE	OPP. STRENGTH OF SCHEDULE	TEAM RPI	ADJ. RPI	CONF. RPI	ADJ CONF. RPI
Average RPI Loss: 100											
DIV. I ONLY	8- 11	219	5-5	89	245	186	186	10	10		
DIV. I NON-CONF.	5- 7	206	1- 0	120	305	198	198	12	12		

TOTALS	RPI 1-25	RPI 26-50	W-L RECORDS	RPI 51-100	RPI 101-150	RPI 150+					
8- 11	0- 2	0- 1	OVERALL	0- 2	1- 4	7- 2					
4- 5	0- 2	0- 1	HOME	0- 0	1- 2	3- 0					
2- 4	0- 0	0- 0	AWAY	0- 2	0- 0	2- 2					
2- 2	0- 0	0- 0	NEUTRAL	0- 0	0- 2	2- 0					
5- 7	0- 2	0- 0	NON-CONFERENCE	0- 1	0- 2	5- 2					
2- 2	0- 2	0- 0	HOME	0- 0	0- 0	2- 0					
1- 3	0- 0	0- 0	AWAY	0- 1	0- 0	1- 2					
2- 2	0- 0	0- 0	NEUTRAL	0- 0	0- 2	2- 0					
3- 4	0- 0	0- 1	CONFERENCE	0- 1	1- 2	2- 0					
2- 3	0- 0	0- 1	HOME	0- 0	1- 2	1- 0					
1- 1	0- 0	0- 0	AWAY	0- 1	0- 0	1- 0					
0- 0	0- 0	0- 0	NEUTRAL	0- 0	0- 0	0- 0					

RPI 1-25				RPI 26-50				RPI 51-100				RPI 101+				Team's RPI: 186
RPI	S	Opponent	Score	RPI	S	Opponent	Score	RPI	S	Opponent	Score	RPI	S	Opponent	Score	
16	H	UCF	60 71	45	H	James Madison	43 68	67	A	Northeastern	62 75	109	H	Drexel	40 57	
18	H	Maryland	53 77					77	A	UNI	67 79	122	H	Towson	48 56	
												138	H	UNCW	65 53	
												143	N	Montana St.	60 69	
												149	N	Bradley	47 59	
												162	A	Boston U.	61 72	
												189	A	George Mason	46 72	
												202	N	Nicholls St.	71 56	
												228	A	Hofstra	78 59	
												247	H	Gardner-Webb	69 45	
												284	H	Saint Joseph's	48 39	
												293	H	Col. of Charleston	74 50	
												324	N	Lafayette	65 47	
												347	A	Delaware St.	85 77	

LAST 12 Division I GAMES:																
293	H	Col. of Charleston	74 50	324	N	Lafayette	65 47									
138	H	UNCW	65 53	202	N	Nicholls St.	71 56									
67	A	Northeastern	62 75	45	H	James Madison	43 68									
228	A	Hofstra	78 59	284	H	Saint Joseph's	48 39									
109	H	Drexel	40 57	18	H	Maryland	53 77									
122	H	Towson	48 56	247	H	Gardner-Webb	69 45									

Non-Div I Games:

Del aware

■ Loss,
 ■ Non-Conf,
 ■ S Site,
 ■ H Home
 ■ A Away
 N Neutral

Average RPI Win:	346	WON-LOST	WINNING	LAST 10	STRENGTH OF	OPP. STRENGTH	TEAM	ADJ.	CONF.	ADJ CONF.
Average RPI Loss:	217	RECORD	PCT. RANK	GAMES	SCHEDULE	OF SCHEDULE	RPI	RPI	RPI	RPI
DIV. I ONLY	1- 15	345	1-9	295	342	347	347	32	32	
DIV. I NON-CONF.	0- 9	336	0- 0	154	261	333	333	32	32	

TOTALS	RPI 1-25	RPI 26-50	W-L RECORDS	RPI 51-100	RPI 101-150	RPI 150+				
1- 15	0- 0	0- 1	OVERALL	0- 0	0- 2	1- 12				
1- 4	0- 0	0- 1	HOME	0- 0	0- 0	1- 3				
0- 11	0- 0	0- 0	AWAY	0- 0	0- 2	0- 9				
0- 0	0- 0	0- 0	NEUTRAL	0- 0	0- 0	0- 0				
0- 9	0- 0	0- 1	NON-CONFERENCE	0- 0	0- 2	0- 6				
0- 2	0- 0	0- 1	HOME	0- 0	0- 0	0- 1				
0- 7	0- 0	0- 0	AWAY	0- 0	0- 2	0- 5				
0- 0	0- 0	0- 0	NEUTRAL	0- 0	0- 0	0- 0				
1- 6	0- 0	0- 0	CONFERENCE	0- 0	0- 0	1- 6				
1- 2	0- 0	0- 0	HOME	0- 0	0- 0	1- 2				
0- 4	0- 0	0- 0	AWAY	0- 0	0- 0	0- 4				
0- 0	0- 0	0- 0	NEUTRAL	0- 0	0- 0	0- 0				

RPI 1-25				RPI 26-50				RPI 51-100				RPI 101+ Team's RPI: 347			
RPI	S	Opponent	Score	RPI	S	Opponent	Score	RPI	S	Opponent	Score	RPI	S	Opponent	Score
				45	H	James Madison	57 103					123	A	St. John's (NY)	44 82
												126	A	VCU	55 97
												183	A	Xavier	59 80
												186	H	Delaware	77 85
												201	A	Temple	61 75
												215	A	Cornell	59 94
												223	A	Robert Morris	63 64
												240	A	Howard	62 78
												253	A	Marshall	63 75
												262	H	N. C. A&T	47 67
												264	A	Bethune-Cookman	55 67
												270	A	Norfolk St.	50 63
												315	H	Coppin St.	57 71
												346	H	N. C. Central	71 61
												349	A	Florida A&M	52 57
LAST 12 Division I GAMES:															
264	A	Bethune-Cookman	55 67	240	A	Howard	62 78								
346	H	N. C. Central	71 61	349	A	Florida A&M	52 57								
262	H	N. C. A&T	47 67	253	A	Marshall	63 75								
315	H	Coppin St.	57 71	223	A	Robert Morris	63 64								
270	A	Norfolk St.	50 63	215	A	Cornell	59 94								
126	A	VCU	55 97	183	A	Xavier	59 80								

Non-Div I Games: Post 65 53 Cheyney 79 59

Delaware St.

Average RPI Win: 185	WON-LOST RECORD	WINNING PCT. RANK	LAST 10 GAMES	STRENGTH OF SCHEDULE	OPP. STRENGTH OF SCHEDULE	TEAM RPI	ADJ. RPI	CONF. RPI	ADJ CONF. RPI
Average RPI Loss: 165									
DIV. I ONLY	12- 9	129	5-5	217	143	163	163	18	18
DIV. I NON-CONF.	7- 6	153	0- 0	188	100	162	162	17	17

TOTALS	RPI 1-25	RPI 26-50	W-L RECORDS	RPI 51-100	RPI 101-150	RPI 150+			
12- 9	0- 0	1- 2	OVERALL	1- 1	2- 1	8- 5			
10- 1	0- 0	1- 0	HOME	1- 0	2- 0	6- 1			
2- 8	0- 0	0- 2	AWAY	0- 1	0- 1	2- 4			
0- 0	0- 0	0- 0	NEUTRAL	0- 0	0- 0	0- 0			
7- 6	0- 0	0- 1	NON-CONFERENCE	1- 1	2- 1	4- 3			
6- 1	0- 0	0- 0	HOME	1- 0	2- 0	3- 1			
1- 5	0- 0	0- 1	AWAY	0- 1	0- 1	1- 2			
0- 0	0- 0	0- 0	NEUTRAL	0- 0	0- 0	0- 0			
5- 3	0- 0	1- 1	CONFERENCE	0- 0	0- 0	4- 2			
4- 0	0- 0	1- 0	HOME	0- 0	0- 0	3- 0			
1- 3	0- 0	0- 1	AWAY	0- 0	0- 0	1- 2			
0- 0	0- 0	0- 0	NEUTRAL	0- 0	0- 0	0- 0			

RPI S Opponent	Score	RPI S Opponent	Score	RPI S Opponent	Score	RPI S Opponent	Score	Team's RPI: 163
32 H South Dakota	104 99	68 H Lamar University	117 110	108 H American	83 54			
33 A South Dakota St.	59 76	97 A Nebraska	71 96	113 A Northern Colo.	66 74			
46 A Wyoming	74 78			117 H Loyola Marymount	104 75			
				170 A New Mexico St.	64 66			
				175 H Oral Roberts	93 76			
				195 H UMKC	92 75			
				209 H St. Bonaventure	76 62			
				214 A Colorado St.	79 84			
				217 H North Dakota	87 66			
				234 H Air Force	92 66			
				235 A Western Ill.	78 87			
				245 H Samford	83 87			
				246 A Southern Utah	71 70			
				305 H North Dakota St.	81 54			
				311 A Omaha	95 68			
				335 A Purdue Fort Wayne	55 70			
LAST 12 Division I GAMES:								
305 H North Dakota St.	81 54	335 A Purdue Fort Wayne	55 70					
33 A South Dakota St.	59 76	175 H Oral Roberts	93 76					
217 H North Dakota	87 66	214 A Colorado St.	79 84					
32 H South Dakota	104 99	245 H Samford	83 87					
235 A Western Ill.	78 87	97 A Nebraska	71 96					
311 A Omaha	95 68	170 A New Mexico St.	64 66					

Non-Div I Games:

Denver

Average RPI Win:	332	WON-LOST	WINNING	LAST 10	STRENGTH OF	OPP. STRENGTH	TEAM	ADJ.	CONF.	ADJ CONF.
Average RPI Loss:	177	RECORD	PCT. RANK	GAMES	SCHEDULE	OF SCHEDULE	RPI	RPI	RPI	RPI

DIV. I ONLY	2- 17	337	1-9	279	214	332	332	20	20
DIV. I NON-CONF.	1- 9	326	0- 0	261	236	326	326	19	19
TOTALS	RPI 1-25	RPI 26-50	W-L RECORDS	RPI 51-100	RPI 101-150	RPI 150+			
2- 17	0- 0	0- 0	OVERALL	0- 6	0- 2	2- 9			
0- 7	0- 0	0- 0	HOME	0- 2	0- 1	0- 4			
2- 10	0- 0	0- 0	AWAY	0- 4	0- 1	2- 5			
0- 0	0- 0	0- 0	NEUTRAL	0- 0	0- 0	0- 0			
1- 9	0- 0	0- 0	NON-CONFERENCE	0- 4	0- 0	1- 5			
0- 3	0- 0	0- 0	HOME	0- 1	0- 0	0- 2			
1- 6	0- 0	0- 0	AWAY	0- 3	0- 0	1- 3			
0- 0	0- 0	0- 0	NEUTRAL	0- 0	0- 0	0- 0			
1- 8	0- 0	0- 0	CONFERENCE	0- 2	0- 2	1- 4			
0- 4	0- 0	0- 0	HOME	0- 1	0- 1	0- 2			
1- 4	0- 0	0- 0	AWAY	0- 1	0- 1	1- 2			
0- 0	0- 0	0- 0	NEUTRAL	0- 0	0- 0	0- 0			

RPI 1-25	RPI 26-50	RPI 51-100	RPI 101+	Team's RPI: 332
RPI S Opponent Score	RPI S Opponent Score	RPI S Opponent Score	RPI S Opponent Score	
		59 H Miami (OH) 59 78	116 H Youngstown St. 59 85	
		74 A Michigan 62 95	125 A IUPUI 47 82	
		76 H Green Bay 40 65	185 A Eastern Mich. 53 60	
		84 A Toledo 60 77	194 H Milwaukee 44 62	
		93 A Wright St. 59 78	222 A Loyola Chi cago 43 52	
		94 A Ohio St. 41 55	236 A Bowling Green 73 79	
			266 H Cleveland St. 49 67	
			280 H Western Mich. 44 54	
			288 A Northern Ky. 56 68	
			306 A Oakland 67 74	
			311 H Omaha 42 51	
			330 A Manhattan 58 56	
			333 A UIC 42 36	
LAST 12 Division I GAMES:				
194 H Milwaukee 44 62	93 A Wright St. 59 78			
76 H Green Bay 40 65	288 A Northern Ky. 56 68			
333 A UIC 42 36	116 H Youngstown St. 59 85			
125 A IUPUI 47 82	84 A Toledo 60 77			
306 A Oakland 67 74	236 A Bowling Green 73 79			
266 H Cleveland St. 49 67	280 H Western Mich. 44 54			

Non-Div I Games: Mich. -Dearborn 68 60

Detroit Mercy

Average RPI	Win:	149	WON-LOST	WINNING	LAST 10	STRENGTH OF	OPP. STRENGTH	TEAM	ADJ.	CONF.	ADJ CONF.
Average RPI	Loss:	14	RECORD	PCT. RANK	GAMES	SCHEDULE	OF SCHEDULE	RPI	RPI	RPI	RPI
DIV. I ONLY		14- 4	38	7-3	30	46	15	15	12	12	
DIV. I NON-CONF.		7- 4	109	1- 0	9	1	12	12	14	14	

TOTALS	RPI 1-25		RPI 26-50		W-L RECORDS		RPI 51-100		RPI 101-150		RPI 150+
14- 4	2- 3		1- 1		OVERALL		3- 0		1- 0		7- 0
4- 1	0- 1		1- 0		HOME		0- 0		0- 0		3- 0
8- 2	0- 1		0- 1		AWAY		3- 0		1- 0		4- 0
2- 1	2- 1		0- 0		NEUTRAL		0- 0		0- 0		0- 0
7- 4	2- 3		1- 1		NON-CONFERENCE		2- 0		0- 0		2- 0
2- 1	0- 1		1- 0		HOME		0- 0		0- 0		1- 0
3- 2	0- 1		0- 1		AWAY		2- 0		0- 0		1- 0
2- 1	2- 1		0- 0		NEUTRAL		0- 0		0- 0		0- 0
7- 0	0- 0		0- 0		CONFERENCE		1- 0		1- 0		5- 0
2- 0	0- 0		0- 0		HOME		0- 0		0- 0		2- 0
5- 0	0- 0		0- 0		AWAY		1- 0		1- 0		3- 0
0- 0	0- 0		0- 0		NEUTRAL		0- 0		0- 0		0- 0

RPI	S	Opponent	Score
1	N	Notre Dame	64 82
8	H	Iowa	82 91
12	A	Iowa St.	81 86
14	N	Rutgers	69 59
20	N	South Carolina	90 85

RPI	S	Opponent	Score
32	H	South Dakota	76 64
33	A	South Dakota St.	71 80

RPI	S	Opponent	Score
77	A	UNI	88 64
85	A	Creighton	85 69
97	A	Nebraska	83 77

RPI	S	Opponent	Score
149	A	Bradley	92 63
157	H	CSUN	73 63
169	A	Indiana St.	70 68
191	A	Illinois St.	82 64
222	H	Loyola Chicago	69 60
235	A	Western Ill.	98 71
302	H	Valparaiso	84 53
338	A	Evansville	78 47

LAST 12 Division I GAMES:

338	A	Evansville	78 47	20	N	South Carolina	90 85
169	A	Indiana St.	70 68	1	N	Notre Dame	64 82
77	A	UNI	88 64	149	A	Bradley	92 63
302	H	Valparaiso	84 53	8	H	Iowa	82 91
222	H	Loyola Chicago	69 60	12	A	Iowa St.	81 86
191	A	Illinois St.	82 64	33	A	South Dakota St.	71 80

Non-Div I Games: Clarke 91 43

Drake

Average RPI	Win:	224	WON-LOST	WINNING	LAST 10	STRENGTH OF	OPP. STRENGTH	TEAM	ADJ.	CONF.	ADJ CONF.
Average RPI	Loss:	84	RECORD	PCT. RANK	GAMES	SCHEDULE	OF SCHEDULE	RPI	RPI	RPI	RPI
DIV. I ONLY		13- 5	63	7-3	150	225	109	109	10	10	
DIV. I NON-CONF.		8- 3	72	1- 0	196	277	118	118	12	12	

TOTALS	RPI 1-25		RPI 26-50		W-L RECORDS	RPI 51-100		RPI 101-150		RPI 150+	
13- 5	0- 0		1- 1		OVERALL	1- 3		1- 1		10- 0	
5- 4	0- 0		1- 1		HOME	0- 2		1- 1		3- 0	
7- 0	0- 0		0- 0		AWAY	1- 0		0- 0		6- 0	
1- 1	0- 0		0- 0		NEUTRAL	0- 1		0- 0		1- 0	
8- 3	0- 0		1- 0		NON-CONFERENCE	0- 3		0- 0		7- 0	
3- 2	0- 0		1- 0		HOME	0- 2		0- 0		2- 0	
4- 0	0- 0		0- 0		AWAY	0- 0		0- 0		4- 0	
1- 1	0- 0		0- 0		NEUTRAL	0- 1		0- 0		1- 0	
5- 2	0- 0		0- 1		CONFERENCE	1- 0		1- 1		3- 0	
2- 2	0- 0		0- 1		HOME	0- 0		1- 1		1- 0	
3- 0	0- 0		0- 0		AWAY	1- 0		0- 0		2- 0	
0- 0	0- 0		0- 0		NEUTRAL	0- 0		0- 0		0- 0	

RPI 1-25				RPI 26-50				RPI 51-100				RPI 101+				Team's RPI: 109
RPI	S	Opponent	Score	RPI	S	Opponent	Score	RPI	S	Opponent	Score	RPI	S	Opponent	Score	
				45	H	James Madison	35 51	66	H	Quinnipiac	52 56	122	H	Towson	54 55	
				48	H	Bucknell	64 42	67	A	Northeastern	61 59	138	H	UNCW	67 55	
								92	H	Penn	39 55	186	A	Delaware	57 40	
								93	N	Wright St.	63 71	228	A	Hofstra	61 49	
												247	H	Gardner-Webb	65 48	
												265	N	Siena	51 39	
												272	A	Richmond	58 35	
												274	A	Vermont	60 44	
												284	H	Saint Joseph's	51 34	
												286	A	La Salle	58 43	
												293	H	Col. of Charleston	76 53	
												330	A	Manhattan	53 39	
LAST 12 Division I GAMES:																
				293	H	Col. of Charleston	76 53	274	A	Vermont	60 44					
				228	A	Hofstra	61 49	138	H	UNCW	67 55					
				67	A	Northeastern	61 59	272	A	Richmond	58 35					
				186	A	Delaware	57 40	92	H	Penn	39 55					
				45	H	James Madison	35 51	247	H	Gardner-Webb	65 48					
				122	H	Towson	54 55	93	N	Wright St.	63 71					

Non-Div I Games:

Drexel

Average RPI Win:	158	WON-LOST	WINNING	LAST 10	STRENGTH OF	OPP. STRENGTH	TEAM	ADJ.	CONF.	ADJ CONF.
Average RPI Loss:	36	RECORD	PCT. RANK	GAMES	SCHEDULE	OF SCHEDULE	RPI	RPI	RPI	RPI
DIV. I ONLY	9- 10	184	3-7	5	29	56	56	1	1	
DIV. I NON-CONF.	8- 4	91	0- 1	54	70	47	47	1	1	

TOTALS	RPI 1-25	RPI 26-50	W-L RECORDS	RPI 51-100	RPI 101-150	RPI 150+				
9- 10	0- 5	0- 3	OVERALL	2- 1	1- 1	6- 0				
6- 3	0- 3	0- 0	HOME	1- 0	1- 0	4- 0				
2- 5	0- 2	0- 2	AWAY	1- 1	0- 0	1- 0				
1- 2	0- 0	0- 1	NEUTRAL	0- 0	0- 1	1- 0				
8- 4	0- 0	0- 2	NON-CONFERENCE	2- 1	0- 1	6- 0				
5- 0	0- 0	0- 0	HOME	1- 0	0- 0	4- 0				
2- 2	0- 0	0- 1	AWAY	1- 1	0- 0	1- 0				
1- 2	0- 0	0- 1	NEUTRAL	0- 0	0- 1	1- 0				
1- 6	0- 5	0- 1	CONFERENCE	0- 0	1- 0	0- 0				
1- 3	0- 3	0- 0	HOME	0- 0	1- 0	0- 0				
0- 3	0- 2	0- 1	AWAY	0- 0	0- 0	0- 0				
0- 0	0- 0	0- 0	NEUTRAL	0- 0	0- 0	0- 0				

RPI 1-25				RPI 26-50				RPI 51-100				RPI 101+			
RPI	S	Opponent	Score	RPI	S	Opponent	Score	RPI	S	Opponent	Score	RPI	S	Opponent	Score
4	H	Louisville	51 73	36	N	Missouri	54 62	63	A	Northwestern	58 84	103	H	Wake Forest	66 52
6	A	NC State	51 63	38	A	Georgia Tech	64 70	71	A	Maine	66 63	119	N	Washington	64 71
9	H	Syracuse	55 64	40	A	Oregon St.	57 71	88	H	FGCU	57 41	165	H	Marist	64 56
21	A	Florida St.	62 66									167	N	Ball St.	79 62
24	H	Miami (FL)	50 58									173	A	Wisconsin	60 53
												192	H	Elon	81 64
												224	H	UNLV	66 38
												242	H	East Carol i na	83 66
LAST 12 Division I GAMES:															
9	H	Syracuse	55 64	36	N	Missouri	54 62	167	N	Ball St.	79 62				
103	H	Wake Forest	66 52	6	A	NC State	51 63	88	H	FGCU	57 41				
21	A	Florida St.	62 66	242	H	East Carol i na	83 66	40	A	Oregon St.	57 71				
24	H	Miami (FL)	50 58												
38	A	Georgia Tech	64 70												
4	H	Louisville	51 73												

Non-Div I Games:

Duke

Average RPI Win:	213	WON-LOST	WINNING	LAST 10	STRENGTH OF	OPP. STRENGTH	TEAM	ADJ.	CONF.	ADJ CONF.
Average RPI Loss:	92	RECORD	PCT. RANK	GAMES	SCHEDULE	OF SCHEDULE	RPI	RPI	RPI	RPI
DIV. I ONLY	11- 9	141	6-4	194	71	156	156	17	17	
DIV. I NON-CONF.	6- 7	172	0- 0	107	22	124	124	16	16	

TOTALS	RPI 1-25	RPI 26-50	W-L RECORDS	RPI 51-100	RPI 101-150	RPI 150+				
11- 9	0- 2	0- 2	OVERALL	2- 1	0- 2	9- 2				
5- 4	0- 1	0- 0	HOME	0- 0	0- 2	5- 1				
6- 3	0- 0	0- 2	AWAY	2- 1	0- 0	4- 0				
0- 2	0- 1	0- 0	NEUTRAL	0- 0	0- 0	0- 1				
6- 7	0- 2	0- 2	NON-CONFERENCE	2- 1	0- 1	4- 1				
3- 2	0- 1	0- 0	HOME	0- 0	0- 1	3- 0				
3- 3	0- 0	0- 2	AWAY	2- 1	0- 0	1- 0				
0- 2	0- 1	0- 0	NEUTRAL	0- 0	0- 0	0- 1				
5- 2	0- 0	0- 0	CONFERENCE	0- 0	0- 1	5- 1				
2- 2	0- 0	0- 0	HOME	0- 0	0- 1	2- 1				
3- 0	0- 0	0- 0	AWAY	0- 0	0- 0	3- 0				
0- 0	0- 0	0- 0	NEUTRAL	0- 0	0- 0	0- 0				

RPI 1-25				RPI 26-50				RPI 51-100				RPI 101+ Team's RPI: 156			
RPI	S	Opponent	Score	RPI	S	Opponent	Score	RPI	S	Opponent	Score	RPI	S	Opponent	Score
9	N	Syracuse	71 87	31	A	Texas	41 78	84	A	Toledo	52 65	105	H	Pittsburgh	58 66
16	H	UCF	63 71	50	A	TCU	48 61	90	A	Kent St.	77 72	127	H	Davi dson	47 62
								99	A	Penn St.	64 58	172	H	George Washi ngton	54 55
												189	A	George Mason	60 57
												201	H	Temple	54 53
												209	A	St. Bonaventure	60 54
												226	H	Mt. St. Mary's	73 64
												232	N	Liberty	51 55
												238	A	Saint Francis (PA)	93 73
												252	H	ETSU	66 58
												272	H	Richmond	80 54
												284	H	Saint Joseph's	81 73
												286	A	La Salle	66 62

LAST 12 Division I GAMES:															
272	H	Richmond	80 54	172	H	George Washington	54 55								
284	H	Saint Joseph's	81 73	286	A	La Salle	66 62								
189	A	George Mason	60 57	105	H	Pittsburgh	58 66								
127	H	Davi dson	47 62	232	N	Liberty	51 55								
209	A	St. Bonaventure	60 54	9	N	Syracuse	71 87								
201	H	Temple	54 53	252	H	ETSU	66 58								

Non-Div I Games:

Duquesne

Average RPI Win:	226	WON-LOST	WINNING	LAST 10	STRENGTH OF	OPP. STRENGTH	TEAM	ADJ.	CONF.	ADJ CONF.
Average RPI Loss:	118	RECORD	PCT. RANK	GAMES	SCHEDULE	OF SCHEDULE	RPI	RPI	RPI	RPI
DIV. I ONLY	4- 17	319	3-7	57	165	252	252	25	25	
DIV. I NON-CONF.	2- 14	319	0- 2	25	133	236	236	25	25	

TOTALS	RPI 1-25	RPI 26-50	W-L RECORDS	RPI 51-100	RPI 101-150	RPI 150+				
4- 17	0- 3	0- 0	OVERALL	0- 4	1- 5	3- 5				
4- 4	0- 0	0- 0	HOME	0- 2	1- 1	3- 1				
0- 10	0- 1	0- 0	AWAY	0- 2	0- 3	0- 4				
0- 3	0- 2	0- 0	NEUTRAL	0- 0	0- 1	0- 0				
2- 14	0- 3	0- 0	NON-CONFERENCE	0- 4	1- 4	1- 3				
2- 4	0- 0	0- 0	HOME	0- 2	1- 1	1- 1				
0- 7	0- 1	0- 0	AWAY	0- 2	0- 2	0- 2				
0- 3	0- 2	0- 0	NEUTRAL	0- 0	0- 1	0- 0				
2- 3	0- 0	0- 0	CONFERENCE	0- 0	0- 1	2- 2				
2- 0	0- 0	0- 0	HOME	0- 0	0- 0	2- 0				
0- 3	0- 0	0- 0	AWAY	0- 0	0- 1	0- 2				
0- 0	0- 0	0- 0	NEUTRAL	0- 0	0- 0	0- 0				

RPI 1-25				RPI 26-50				RPI 51-100				RPI 101+ Team's RPI: 252			
RPI	S	Opponent	Score	RPI	S	Opponent	Score	RPI	S	Opponent	Score	RPI	S	Opponent	Score
14	N	Rutgers	44 68					53	A	Tennessee	61 80	118	N	Western Ky.	68 82
20	N	South Carolina	55 101					82	A	Cincinnati	64 77	121	A	Chattanooga	67 76
22	A	Michigan St.	53 75					91	H	Houston	77 84	124	A	Radford	64 79
								95	H	Troy	66 84	128	H	Appalachian St.	95 64
												133	A	South Alabama	74 81
												134	H	High Point	65 73
												156	A	Duquesne	58 66
												171	A	Mercer	41 64
												190	A	UNC Asheville	55 56
												232	H	Liberty	86 89
												237	H	Furman	75 70
												245	A	Samford	58 79
												262	H	N.C. A&T	61 56
												278	H	Wofford	92 79

LAST 12 Division I GAMES:															
171	A	Mercer	41 64	14	N	Rutgers	44 68	53	A	Tennessee	61 80	118	N	Western Ky.	68 82
245	A	Samford	58 79	121	N	Western Ky.	68 82	156	A	Duquesne	58 66	262	H	N.C. A&T	61 56
278	H	Wofford	92 79	53	A	Tennessee	61 80	190	A	UNC Asheville	55 56				
237	H	Furman	75 70	156	A	Duquesne	58 66								
121	A	Chattanooga	67 76	262	H	N.C. A&T	61 56								
134	H	High Point	65 73	190	A	UNC Asheville	55 56								

Non-Div I Games:

ETSU

Average RPI Win:	263	WON-LOST	WINNING	LAST 10	STRENGTH OF	OPP. STRENGTH	TEAM	ADJ.	CONF.	ADJ CONF.
Average RPI Loss:	144	RECORD	PCT. RANK	GAMES	SCHEDULE	OF SCHEDULE	RPI	RPI	RPI	RPI
DIV. I ONLY	10- 10	165	2-8	272	218	242	242	9	9	
DIV. I NON-CONF.	9- 4	85	0- 0	306	296	201	201	9	9	

TOTALS	RPI 1-25	RPI 26-50	W-L RECORDS	RPI 51-100	RPI 101-150	RPI 150+				
10- 10	0- 1	0- 0	OVERALL	0- 1	1- 3	9- 5				
8- 3	0- 1	0- 0	HOME	0- 0	1- 1	7- 1				
0- 7	0- 0	0- 0	AWAY	0- 1	0- 2	0- 4				
2- 0	0- 0	0- 0	NEUTRAL	0- 0	0- 0	2- 0				
9- 4	0- 0	0- 0	NON-CONFERENCE	0- 1	1- 2	8- 1				
7- 1	0- 0	0- 0	HOME	0- 0	1- 1	6- 0				
0- 3	0- 0	0- 0	AWAY	0- 1	0- 1	0- 1				
2- 0	0- 0	0- 0	NEUTRAL	0- 0	0- 0	2- 0				
1- 6	0- 1	0- 0	CONFERENCE	0- 0	0- 1	1- 4				
1- 2	0- 1	0- 0	HOME	0- 0	0- 0	1- 1				
0- 4	0- 0	0- 0	AWAY	0- 0	0- 1	0- 3				
0- 0	0- 0	0- 0	NEUTRAL	0- 0	0- 0	0- 0				

RPI	S	Opponent	Score	RPI	S	Opponent	Score	RPI	S	Opponent	Score	RPI	S	Opponent	Score	Team's RPI: 242
16	H	UCF	58 61					56	A	Duke	66 83	103	H	Wake Forest	70 61	
												112	A	Tulane	57 68	
												129	A	William & Mary	43 63	
												138	H	UNCW	68 71	
												155	H	Tulsa	55 75	
												164	A	Charlotte	46 52	
												181	H	UMES	84 69	
												201	A	Temple	62 84	
												221	A	Memphis	46 58	
												232	H	Liberty	66 63	
												243	A	Wichita St.	47 57	
												243	H	Wichita St.	78 56	
												250	H	Monmouth	73 67	
												291	H	Kennesaw St.	68 56	
												298	N	South Carolina St.	71 63	
												339	H	Grand Canyon	59 47	
												341	H	USC Upstate	63 53	
												348	N	Longwood	61 52	
LAST 12 Division I GAMES:																
16	H	UCF	58 61	243	A	Wichita St.	47 57									
221	A	Memphis	46 58	201	A	Temple	62 84									
155	H	Tulsa	55 75	56	A	Duke	66 83									
243	H	Wichita St.	78 56	298	N	South Carolina St.	71 63									
112	A	Tulane	57 68	348	N	Longwood	61 52									
138	H	UNCW	68 71	341	H	USC Upstate	63 53									

Non-Div I Games:

East Carolina

Average RPI Win:	236	WON-LOST	WINNING	LAST 10	STRENGTH OF	OPP. STRENGTH	TEAM	ADJ.	CONF.	ADJ CONF.
Average RPI Loss:	177	RECORD	PCT. RANK	GAMES	SCHEDULE	OF SCHEDULE	RPI	RPI	RPI	RPI
DIV. I ONLY	5- 11	271	4-6	172	318	268	268	21	21	
DIV. I NON-CONF.	3- 5	227	0- 0	209	244	220	220	20	20	

TOTALS	RPI 1-25	RPI 26-50	W-L RECORDS	RPI 51-100	RPI 101-150	RPI 150+				
5- 11	0- 0	0- 1	OVERALL	0- 0	1- 4	4- 6				
4- 2	0- 0	0- 0	HOME	0- 0	1- 0	3- 2				
0- 9	0- 0	0- 1	AWAY	0- 0	0- 4	0- 4				
1- 0	0- 0	0- 0	NEUTRAL	0- 0	0- 0	1- 0				
3- 5	0- 0	0- 1	NON-CONFERENCE	0- 0	0- 2	3- 2				
2- 0	0- 0	0- 0	HOME	0- 0	0- 0	2- 0				
0- 5	0- 0	0- 1	AWAY	0- 0	0- 2	0- 2				
1- 0	0- 0	0- 0	NEUTRAL	0- 0	0- 0	1- 0				
2- 6	0- 0	0- 0	CONFERENCE	0- 0	1- 2	1- 4				
2- 2	0- 0	0- 0	HOME	0- 0	1- 0	1- 2				
0- 4	0- 0	0- 0	AWAY	0- 0	0- 2	0- 2				
0- 0	0- 0	0- 0	NEUTRAL	0- 0	0- 0	0- 0				

RPI	S	Opponent	Score	RPI	S	Opponent	Score	RPI	S	Opponent	Score	RPI	S	Opponent	Score	Team's RPI: 268
42	A	Butler	37	72								111	A	Northern Ill.	59	78
												120	A	Tennessee Tech	88	99
												132	A	UT Martin	66	90
												132	H	UT Martin	77	71
												149	A	Bradley	64	67
												161	A	Southern Ill.	59	73
												169	H	Indiana St.	63	39
												205	A	Jacksonville St.	49	78
												207	A	Southeast Mo. St.	57	72
												211	H	SIUE	56	65
												235	N	Western Ill.	64	62
												302	A	Valparaiso	60	62
												303	H	Austin Peay	60	73
												307	H	Murray St.	75	67
												335	H	Purdue Fort Wayne	72	63
LAST 12 Division I GAMES:																
303	H	Austin Peay	60	73	207	A	Southeast Mo. St.	57	72							
307	H	Murray St.	75	67	132	A	UT Martin	66	90							
120	A	Tennessee Tech	88	99	169	H	Indiana St.	63	39							
205	A	Jacksonville St.	49	78	111	A	Northern Ill.	59	78							
211	H	SIUE	56	65	161	A	Southern Ill.	59	73							
132	H	UT Martin	77	71	235	N	Western Ill.	64	62							

Non-Div I Games: Lincoln Christian 97 34 Eureka 104 48 Oakland City 102 43

Eastern III.

Average RPI Win: 0
Average RPI Loss: 160

WON-LOST
RECORD

WINNING
PCT. RANK

LAST 10
GAMES

STRENGTH OF
SCHEDULE

OPP. STRENGTH
OF SCHEDULE

TEAM
RPI

ADJ.
RPI

CONF.
RPI

ADJ CONF.
RPI

DIV. I ONLY
DIV. I NON-CONF.

0- 17
0- 9

351
336

1-9
0- 1

78
18

285
249

314
260

314
260

21
20

21
20

TOTALS

RPI 1-25

RPI 26-50

W-L RECORDS

RPI 51-100

RPI 101-150

RPI 150+

0- 17

0- 1

0- 0

OVERALL

0- 5

0- 2

0- 9

0- 6

0- 0

0- 0

HOME

0- 0

0- 2

0- 4

0- 9

0- 0

0- 0

AWAY

0- 4

0- 0

0- 5

0- 2

0- 1

0- 0

NEUTRAL

0- 1

0- 0

0- 0

0- 9

0- 1

0- 0

NON-CONFERENCE

0- 4

0- 0

0- 4

0- 2

0- 0

0- 0

HOME

0- 0

0- 0

0- 2

0- 5

0- 0

0- 0

AWAY

0- 3

0- 0

0- 2

0- 2

0- 1

0- 0

NEUTRAL

0- 1

0- 0

0- 0

0- 8

0- 0

0- 0

CONFERENCE

0- 1

0- 2

0- 5

0- 4

0- 0

0- 0

HOME

0- 0

0- 2

0- 2

0- 4

0- 0

0- 0

AWAY

0- 1

0- 0

0- 3

0- 0

0- 0

0- 0

NEUTRAL

0- 0

0- 0

0- 0

RPI 1-25

RPI 26-50

RPI 51-100

RPI 101+

Team's RPI: 314

RPI S Opponent Score
21 N Florida St. 45 62

RPI S Opponent Score

RPI S Opponent Score
55 A Ohio 60 100
59 A Miami (OH) 44 60
62 A West Virginia 29 78
62 N West Virginia 39 81
75 A Belmont 43 69

RPI S Opponent Score
120 H Tennessee Tech 68 81
132 H UT Martin 61 87
153 A Akron 54 63
189 H George Mason 75 91
200 H Saint Louis 43 70
205 H Jacksonville St. 44 53
207 H Southeast Mo. St. 42 52
280 A Western Mich. 53 64
290 A Tennessee St. 38 60
303 A Austin Peay 65 100
307 A Murray St. 63 81

LAST 12 Division I GAMES:

205 H Jacksonville St. 44 53
207 H Southeast Mo. St. 42 52
132 H UT Martin 61 87
75 A Belmont 43 69
290 A Tennessee St. 38 60
307 A Murray St. 63 81
62 N West Virginia 39 81
120 H Tennessee Tech 68 81
303 A Austin Peay 65 100
62 A West Virginia 29 78
189 H George Mason 75 91
153 A Akron 54 63

Non-Div I Games:

Brescia

70 41

Ky. Christian

90 35

Eastern Ky.

Loss, Non-Conf, S Site, H Home A Away N Neutral

Average RPI	Win:	275	WON-LOST	WINNING	LAST 10	STRENGTH OF	OPP. STRENGTH	TEAM	ADJ.	CONF.	ADJ CONF.
Average RPI	Loss:	93	RECORD	PCT. RANK	GAMES	SCHEDULE	OF SCHEDULE	RPI	RPI	RPI	RPI
DIV. I ONLY		9- 8		146	4-6	226	167	185	185	8	8
DIV. I NON-CONF.		6- 4		125	0- 0	343	234	254	254	8	8

TOTALS	RPI 1-25		RPI 26-50		W-L RECORDS	RPI 51-100		RPI 101-150		RPI 150+	
9- 8	0- 2		0- 2		OVERALL	0- 2		0- 0		9- 2	
6- 1	0- 0		0- 1		HOME	0- 0		0- 0		6- 0	
3- 4	0- 1		0- 0		AWAY	0- 2		0- 0		3- 1	
0- 3	0- 1		0- 1		NEUTRAL	0- 0		0- 0		0- 1	
6- 4	0- 1		0- 1		NON-CONFERENCE	0- 0		0- 0		6- 2	
4- 0	0- 0		0- 0		HOME	0- 0		0- 0		4- 0	
2- 1	0- 0		0- 0		AWAY	0- 0		0- 0		2- 1	
0- 3	0- 1		0- 1		NEUTRAL	0- 0		0- 0		0- 1	
3- 4	0- 1		0- 1		CONFERENCE	0- 2		0- 0		3- 0	
2- 1	0- 0		0- 1		HOME	0- 0		0- 0		2- 0	
1- 3	0- 1		0- 0		AWAY	0- 2		0- 0		1- 0	
0- 0	0- 0		0- 0		NEUTRAL	0- 0		0- 0		0- 0	

RPI 1-25				RPI 26-50				RPI 51-100				RPI 101+				Team's RPI: 185
RPI	S	Opponent	Score	RPI	S	Opponent	Score	RPI	S	Opponent	Score	RPI	S	Opponent	Score	
12	N	Iowa St.	59 85	30	H	Buffalo	84 91	55	A	Ohio	44 85	153	A	Akron	72 60	
25	A	Central Mich.	61 71	42	N	Butler	63 73	90	A	Kent St.	64 71	180	A	Illinois	66 72	
												191	H	Illinois St.	50 41	
												236	H	Bowling Green	81 74	
												266	H	Cleveland St.	69 63	
												280	H	Western Mich.	64 61	
												313	N	UNC Greensboro	44 49	
												332	H	Detroit Mercy	60 53	
												333	H	UIC	52 38	
												335	A	Purdue Fort Wayne	87 72	
												348	A	Longwood	64 45	

LAST 12 Division I GAMES:																
				55	A	Ohio	44 85	25	A	Central Mich.	61 71					
				153	A	Akron	72 60	236	H	Bowling Green	81 74					
				280	H	Western Mich.	64 61	313	N	UNC Greensboro	44 49					
				30	H	Buffalo	84 91	348	A	Longwood	64 45					
				90	A	Kent St.	64 71	335	A	Purdue Fort Wayne	87 72					
				42	N	Butler	63 73	332	H	Detroit Mercy	60 53					

Non-Div I Games: Northwood 53 39

Eastern Mich.

Average RPI Win: 197

Average RPI Loss: 114

WON-LOST
RECORDWINNING
PCT. RANKLAST 10
GAMESSTRENGTH OF
SCHEDULEOPP. STRENGTH
OF SCHEDULETEAM
RPIADJ.
RPICONF.
RPIADJ CONF.
RPIDIV. I ONLY
DIV. I NON-CONF.3- 13
0- 8320
3363-7
0- 028
5200
191188
215188
21515
1115
11

TOTALS

RPI 1-25

RPI 26-50

W-L RECORDS

RPI 51-100

RPI 101-150

RPI 150+

3- 13

0- 1

0- 3

OVERALL

0- 2

2- 4

1- 3

0- 6

0- 1

0- 1

HOME

0- 0

0- 3

0- 1

3- 5

0- 0

0- 1

AWAY

0- 2

2- 1

1- 1

0- 2

0- 0

0- 1

NEUTRAL

0- 0

0- 0

0- 1

0- 8

0- 1

0- 3

NON-CONFERENCE

0- 1

0- 1

0- 2

0- 3

0- 1

0- 1

HOME

0- 0

0- 1

0- 0

0- 3

0- 0

0- 1

AWAY

0- 1

0- 0

0- 1

0- 2

0- 0

0- 1

NEUTRAL

0- 0

0- 0

0- 1

3- 5

0- 0

0- 0

CONFERENCE

0- 1

2- 3

1- 1

0- 3

0- 0

0- 0

HOME

0- 0

0- 2

0- 1

3- 2

0- 0

0- 0

AWAY

0- 1

2- 1

1- 0

0- 0

0- 0

0- 0

NEUTRAL

0- 0

0- 0

0- 0

RPI 1-25

RPI 26-50

RPI 51-100

RPI 101+

Team's RPI: 188

RPI	S	Opponent	Score
13	H	Gonzaga	51 63

RPI	S	Opponent	Score
26	A	BYU	65 80
27	H	Utah	51 95
40	N	Oregon St.	45 93

RPI	S	Opponent	Score
60	A	Boise St.	55 67
100	A	Idaho St.	48 63

RPI	S	Opponent	Score
107	A	Idaho	68 84
113	H	Northern Colo.	62 67
137	H	Fresno St.	58 68
139	H	Portland St.	64 76
141	A	Montana	68 62
143	A	Montana St.	89 87
174	N	UC Riverside	45 57
229	H	Sacramento St.	70 73
308	A	Weber St.	64 58
317	A	Cal Poly	55 59

LAST 12 Division I GAMES:

143	A	Montana St.	89	87	229	H	Sacramento St.	70	73
141	A	Montana	68	62	139	H	Portland St.	64	76
113	H	Northern Colo.	62	67	174	N	UC Riverside	45	57
107	A	Idaho	68	84	40	N	Oregon St.	45	93
100	A	Idaho St.	48	63	60	A	Boise St.	55	67
308	A	Weber St.	64	58	137	H	Fresno St.	58	68

Non-Div I Games:

Eastern Ore.

66 45

Eastern Wash.

Average RPI Win:	242	WON-LOST	WINNING	LAST 10	STRENGTH OF	OPP. STRENGTH	TEAM	ADJ.	CONF.	ADJ CONF.
Average RPI Loss:	110	RECORD	PCT. RANK	GAMES	SCHEDULE	OF SCHEDULE	RPI	RPI	RPI	RPI
DIV. I ONLY	6- 11	252	3-7	105	198	192	192	10	10	
DIV. I NON-CONF.	4- 6	212	0- 0	127	223	199	199	12	12	

TOTALS	RPI 1-25	RPI 26-50	W-L RECORDS	RPI 51-100	RPI 101-150	RPI 150+				
6- 11	0- 0	0- 2	OVERALL	0- 3	1- 4	5- 2				
3- 4	0- 0	0- 1	HOME	0- 1	1- 1	2- 1				
3- 7	0- 0	0- 1	AWAY	0- 2	0- 3	3- 1				
0- 0	0- 0	0- 0	NEUTRAL	0- 0	0- 0	0- 0				
4- 6	0- 0	0- 1	NON-CONFERENCE	0- 2	1- 1	3- 2				
2- 3	0- 0	0- 1	HOME	0- 1	1- 0	1- 1				
2- 3	0- 0	0- 0	AWAY	0- 1	0- 1	2- 1				
0- 0	0- 0	0- 0	NEUTRAL	0- 0	0- 0	0- 0				
2- 5	0- 0	0- 1	CONFERENCE	0- 1	0- 3	2- 0				
1- 1	0- 0	0- 0	HOME	0- 0	0- 1	1- 0				
1- 4	0- 0	0- 1	AWAY	0- 1	0- 2	1- 0				
0- 0	0- 0	0- 0	NEUTRAL	0- 0	0- 0	0- 0				

RPI 1-25				RPI 26-50				RPI 51-100				RPI 101+				Team's RPI: 192	
RPI	S	Opponent	Score	RPI	S	Opponent	Score	RPI	S	Opponent	Score	RPI	S	Opponent	Score		
				34	H	North Carolina	69 100	56	A	Duke	64 81	122	A	Towson	58 59		
				45	A	James Madison	30 82	57	H	Auburn	44 96	127	H	Davidson	73 72		
								67	A	Northeastern	71 79	128	A	Appalachian St.	62 65		
												129	A	William & Mary	60 65		
												138	H	UNCW	70 75		
												165	H	Marist	57 61		
												193	A	Hampton	77 62		
												228	A	Hofstra	77 64		
												262	H	N. C. A&T	73 64		
												273	A	Winthrop	57 58		
												293	H	Col. of Charleston	76 68		
												346	A	N. C. Central	83 54		
LAST 12 Division I GAMES:																	
				129	A	William & Mary	60 65	45	A	James Madison	30 82						
				138	H	UNCW	70 75	122	A	Towson	58 59						
				293	H	Col. of Charleston	76 68	262	H	N. C. A&T	73 64						
				228	A	Hofstra	77 64	273	A	Winthrop	57 58						
				67	A	Northeastern	71 79	127	H	Davidson	73 72						
				57	H	Auburn	44 96	193	A	Hampton	77 62						

Non-Div I Games: Chowan 88 74

Elon

Average RPI Win:	324	WON-LOST	WINNING	LAST 10	STRENGTH OF	OPP. STRENGTH	TEAM	ADJ.	CONF.	ADJ CONF.
Average RPI Loss:	193	RECORD	PCT. RANK	GAMES	SCHEDULE	OF SCHEDULE	RPI	RPI	RPI	RPI

DIV. I ONLY	2- 17	337	1-9	263	292	338	338	12	12
DIV. I NON-CONF.	2- 9	297	0- 0	340	341	347	347	14	14

TOTALS	RPI 1-25	RPI 26-50	W-L RECORDS	RPI 51-100	RPI 101-150	RPI 150+			
2- 17	0- 1	0- 0	OVERALL	0- 2	0- 3	2- 11			
1- 8	0- 1	0- 0	HOME	0- 1	0- 1	1- 5			
1- 9	0- 0	0- 0	AWAY	0- 1	0- 2	1- 6			
0- 0	0- 0	0- 0	NEUTRAL	0- 0	0- 0	0- 0			
2- 9	0- 0	0- 0	NON-CONFERENCE	0- 0	0- 2	2- 7			
1- 4	0- 0	0- 0	HOME	0- 0	0- 0	1- 4			
1- 5	0- 0	0- 0	AWAY	0- 0	0- 2	1- 3			
0- 0	0- 0	0- 0	NEUTRAL	0- 0	0- 0	0- 0			
0- 8	0- 1	0- 0	CONFERENCE	0- 2	0- 1	0- 4			
0- 4	0- 1	0- 0	HOME	0- 1	0- 1	0- 1			
0- 4	0- 0	0- 0	AWAY	0- 1	0- 0	0- 3			
0- 0	0- 0	0- 0	NEUTRAL	0- 0	0- 0	0- 0			

RPI 1-25	RPI 26-50	RPI 51-100	RPI 101+	Team's RPI: 338
RPI S Opponent Score	RPI S Opponent Score	RPI S Opponent Score	RPI S Opponent Score	
15 H Drake 47 78		77 H UNI 46 74	115 A Dayton 30 69	
		96 A Missouri St. 66 88	131 A Morehead St. 63 85	
			149 H Bradley 68 75	
			161 A Southern Ill. 47 67	
			173 A Wisconsin 60 96	
			191 H Illinois St. 61 72	
			207 H Southeast Mo. St. 50 54	
			211 H SIUE 45 54	
			222 A Loyola Chicago 56 61	
			253 A Marshall 65 72	
			302 A Valparaiso 49 93	
			303 H Austin Peay 56 52	
			307 A Murray St. 53 81	
			333 H UIC 54 62	
			335 H Purdue Fort Wayne 66 72	
			345 A Chicago St. 67 58	
LAST 12 Division I GAMES:				
302 A Valparaiso 49 93	15 H Drake 47 78			
222 A Loyola Chicago 56 61	77 H UNI 46 74			
191 H Illinois St. 61 72	173 A Wisconsin 60 96			
149 H Bradley 68 75	303 H Austin Peay 56 52			
96 A Missouri St. 66 88	115 A Dayton 30 69			
161 A Southern Ill. 47 67	207 H Southeast Mo. St. 50 54			

Non-Div I Games:

Average RPI Win:	240	WON-LOST	WINNING	LAST 10	STRENGTH OF	OPP. STRENGTH	TEAM	ADJ.	CONF.	ADJ CONF.
Average RPI Loss:	59	RECORD	PCT. RANK	GAMES	SCHEDULE	OF SCHEDULE	RPI	RPI	RPI	RPI
DIV. I ONLY	14- 4	38	8-2	213	177	88	88	24	24	
DIV. I NON-CONF.	7- 4	109	0- 0	134	66	94	94	26	26	
<hr/>										
TOTALS	RPI 1-25	RPI 26-50	W-L RECORDS	RPI 51-100	RPI 101-150	RPI 150+				
14- 4	0- 1	0- 1	OVERALL	1- 1	2- 1	11- 0				
7- 1	0- 0	0- 0	HOME	1- 0	0- 1	6- 0				
6- 2	0- 0	0- 1	AWAY	0- 1	1- 0	5- 0				
1- 1	0- 1	0- 0	NEUTRAL	0- 0	1- 0	0- 0				
7- 4	0- 1	0- 1	NON-CONFERENCE	1- 1	1- 1	5- 0				
4- 1	0- 0	0- 0	HOME	1- 0	0- 1	3- 0				
2- 2	0- 0	0- 1	AWAY	0- 1	0- 0	2- 0				
1- 1	0- 1	0- 0	NEUTRAL	0- 0	1- 0	0- 0				
7- 0	0- 0	0- 0	CONFERENCE	0- 0	1- 0	6- 0				
3- 0	0- 0	0- 0	HOME	0- 0	0- 0	3- 0				
4- 0	0- 0	0- 0	AWAY	0- 0	1- 0	3- 0				
0- 0	0- 0	0- 0	NEUTRAL	0- 0	0- 0	0- 0				

RPI 1-25				RPI 26-50				RPI 51-100 Team's RPI: 88				RPI 101+			
RPI	S	Opponent	Score	RPI	S	Opponent	Score	RPI	S	Opponent	Score	RPI	S	Opponent	Score
3	N	Stanford	65 88	33	A	South Dakota St.	62 80	56	A	Duke	41 57	108	N	American	90 71
								91	H	Houston	76 71	145	H	UAB	60 62
												146	A	North Ala.	68 52
												160	H	Abilene Christian	81 65
												232	H	Liberty	68 50
												238	A	Saint Francis (PA)	83 69
												261	A	Hawaii	73 67
												281	A	North Florida	105 66
												281	H	North Florida	80 48
												291	A	Kennesaw St.	69 46
												304	A	NJIT	67 35
												315	H	Coppin St.	93 61
												320	H	FIU	100 58
												334	H	Lipscomb	82 40
<hr/>															
LAST 12 Division I GAMES:															
334	H	Lipscomb	82 40	304	A	NJIT	67 35								
291	A	Kennesaw St.	69 46	281	H	North Florida	80 48								
281	A	North Florida	105 66	145	H	UAB	60 62								
146	A	North Ala.	68 52	315	H	Coppin St.	93 61								
232	H	Liberty	68 50	160	H	Abilene Christian	81 65								
56	A	Duke	41 57	238	A	Saint Francis (PA)	83 69								

Non-Div I Games: Fla. Memorial 99 68 Johnson & Wales (FL) 109 64

FGCU

Average RPI Win:	341	WON-LOST	WINNING	LAST 10	STRENGTH OF	OPP. STRENGTH	TEAM	ADJ.	CONF.	ADJ CONF.
Average RPI Loss:	173	RECORD	PCT. RANK	GAMES	SCHEDULE	OF SCHEDULE	RPI	RPI	RPI	RPI
DIV. I ONLY	3- 16	326	1-9	140	340	320	320	16	16	
DIV. I NON-CONF.	3- 9	271	0- 1	220	350	331	331	18	18	

TOTALS	RPI 1-25	RPI 26-50	W-L RECORDS	RPI 51-100	RPI 101-150	RPI 150+				
3- 16	0- 1	0- 0	OVERALL	0- 3	0- 3	3- 9				
3- 10	0- 1	0- 0	HOME	0- 1	0- 3	3- 5				
0- 6	0- 0	0- 0	AWAY	0- 2	0- 0	0- 4				
0- 0	0- 0	0- 0	NEUTRAL	0- 0	0- 0	0- 0				
3- 9	0- 1	0- 0	NON-CONFERENCE	0- 1	0- 1	3- 6				
3- 6	0- 1	0- 0	HOME	0- 0	0- 1	3- 4				
0- 3	0- 0	0- 0	AWAY	0- 1	0- 0	0- 2				
0- 0	0- 0	0- 0	NEUTRAL	0- 0	0- 0	0- 0				
0- 7	0- 0	0- 0	CONFERENCE	0- 2	0- 2	0- 3				
0- 4	0- 0	0- 0	HOME	0- 1	0- 2	0- 1				
0- 3	0- 0	0- 0	AWAY	0- 1	0- 0	0- 2				
0- 0	0- 0	0- 0	NEUTRAL	0- 0	0- 0	0- 0				

RPI 1-25				RPI 26-50				RPI 51-100				RPI 101+				Team's RPI: 320
RPI	S	Opponent	Score	RPI	S	Opponent	Score	RPI	S	Opponent	Score	RPI	S	Opponent	Score	
24	H	Miami (FL)	43 94					64	A	Old Dominion	68 95	118	H	Western Ky.	82 94	
								73	H	Middle Tenn.	43 49	133	H	South Alabama	77 84	
								88	A	FGCU	58 100	145	H	UAB	59 83	
												158	H	Georgia St.	61 67	
												164	A	Charlotte	54 69	
												233	H	Jacksonville	62 73	
												240	H	Howard	62 89	
												253	H	Marshall	58 86	
												255	H	Campbell	54 59	
												264	A	Bethune-Cookman	57 68	
												281	A	North Florida	53 62	
												282	A	Fla. Atlantic	55 77	
												323	H	Morgan St.	59 50	
												349	H	Florida A&M	77 54	
												350	H	Alcorn	75 40	

LAST 12 Division I GAMES:																
282	A	Fla. Atlantic	55 77	133	H	South Alabama	77 84									
253	H	Marshall	58 86	255	H	Campbell	54 59									
118	H	Western Ky.	82 94	73	H	Middle Tenn.	43 49									
64	A	Old Dominion	68 95	233	H	Jacksonville	62 73									
164	A	Charlotte	54 69	350	H	Alcorn	75 40									
145	H	UAB	59 83	240	H	Howard	62 89									

Non-Div I Games: Palm Beach Atl. 63 66

FIU

Average RPI Win: **309**
 Average RPI Loss: **184**

WON-LOST
RECORD

WINNING
PCT. RANK

LAST 10
GAMES

STRENGTH OF
SCHEDULE

OPP. STRENGTH
OF SCHEDULE

TEAM
RPI

ADJ.
RPI

CONF.
RPI

ADJ CONF.
RPI

DIV. I ONLY	5- 14	288	3-7	265	305	295	295	27	27
DIV. I NON-CONF.	3- 8	267	0- 0	266	316	297	297	28	28
<hr/>									
TOTALS	RPI 1-25	RPI 26-50	W-L RECORDS	RPI 51-100	RPI 101-150	RPI 150+			
5- 14	0- 0	0- 1	OVERALL	0- 2	0- 1	5- 10			
2- 4	0- 0	0- 0	HOME	0- 1	0- 1	2- 2			
2- 7	0- 0	0- 0	AWAY	0- 1	0- 0	2- 6			
1- 3	0- 0	0- 1	NEUTRAL	0- 0	0- 0	1- 2			
3- 8	0- 0	0- 1	NON-CONFERENCE	0- 1	0- 1	3- 5			
1- 2	0- 0	0- 0	HOME	0- 1	0- 1	1- 0			
1- 3	0- 0	0- 0	AWAY	0- 0	0- 0	1- 3			
1- 3	0- 0	0- 1	NEUTRAL	0- 0	0- 0	1- 2			
2- 6	0- 0	0- 0	CONFERENCE	0- 1	0- 0	2- 5			
1- 2	0- 0	0- 0	HOME	0- 0	0- 0	1- 2			
1- 4	0- 0	0- 0	AWAY	0- 1	0- 0	1- 3			
0- 0	0- 0	0- 0	NEUTRAL	0- 0	0- 0	0- 0			

RPI	S	Opponent	Score	RPI	S	Opponent	Score	RPI	S	Opponent	Score	RPI	S	Opponent	Score	Team's RPI: 295
48	N	Bucknell	54 77	66	A	Quinnipiac	36 81	129	H	William & Mary	54 60	165	H	Marist	46 56	
				67	H	Northeastern	50 59	183	A	Xavier	35 48	199	N	Massachusetts	49 59	
								203	A	Rider	59 62	208	A	Brown	49 68	
								231	A	Niagara	68 71	237	N	Furman	70 77	
								251	A	Dartmouth	46 59	265	H	Siena	59 55	
								272	A	Richmond	58 40	277	A	Canisius	50 53	
								309	H	Saint Peter's	65 68	326	A	Iona	55 42	
								333	N	UIC	68 60	351	H	LIU Brooklyn	71 43	
<hr/>																
LAST 12 Division I GAMES:																
231	A	Niagara	68 71	265	H	Siena	59 55									
277	A	Canisius	50 53	326	A	Iona	55 42									
309	H	Saint Peter's	65 68	333	N	UIC	68 60									
165	H	Marist	46 56	237	N	Furman	70 77									
203	A	Rider	59 62	251	A	Dartmouth	46 59									
66	A	Quinnipiac	36 81	67	H	Northeastern	50 59									

Non-Div I Games:

Fairfield

Average RPI Win: 311
Average RPI Loss: 253

WON-LOST
RECORD

WINNING
PCT. RANK

LAST 10
GAMES

STRENGTH OF
SCHEDULE

OPP. STRENGTH
OF SCHEDULE

TEAM
RPI

ADJ.
RPI

CONF.
RPI

ADJ CONF.
RPI

DIV. I ONLY	4- 13	301	4-6	340	350	342	342	31	31
DIV. I NON-CONF.	1- 8	322	0- 0	313	346	348	348	31	31

TOTALS	RPI 1-25	RPI 26-50	W-L RECORDS	RPI 51-100	RPI 101-150	RPI 150+			
4- 13	0- 0	0- 0	OVERALL	0- 0	0- 0	4- 13			
3- 4	0- 0	0- 0	HOME	0- 0	0- 0	3- 4			
1- 9	0- 0	0- 0	AWAY	0- 0	0- 0	1- 9			
0- 0	0- 0	0- 0	NEUTRAL	0- 0	0- 0	0- 0			
1- 8	0- 0	0- 0	NON-CONFERENCE	0- 0	0- 0	1- 8			
1- 2	0- 0	0- 0	HOME	0- 0	0- 0	1- 2			
0- 6	0- 0	0- 0	AWAY	0- 0	0- 0	0- 6			
0- 0	0- 0	0- 0	NEUTRAL	0- 0	0- 0	0- 0			
3- 5	0- 0	0- 0	CONFERENCE	0- 0	0- 0	3- 5			
2- 2	0- 0	0- 0	HOME	0- 0	0- 0	2- 2			
1- 3	0- 0	0- 0	AWAY	0- 0	0- 0	1- 3			
0- 0	0- 0	0- 0	NEUTRAL	0- 0	0- 0	0- 0			

RPI 1-25				RPI 26-50				RPI 51-100				RPI 101+ Team's RPI : 342			
RPI	S	Opponent	Score	RPI	S	Opponent	Score	RPI	S	Opponent	Score	RPI	S	Opponent	Score
												166	A	Stony Brook	49 63
												216	A	Colgate	52 71
												220	A	Binghamton	54 73
												223	A	Robert Morris	49 71
												226	H	Mt. St. Mary's	47 63
												234	A	Air Force	37 85
												238	A	Saint Francis (PA)	64 75
												240	H	Howard	58 79
												276	H	St. Francis Brooklyn	53 64
												287	A	Army West Point	40 62
												289	H	Bryant	63 53
												301	H	Central Conn. St.	74 67
												304	H	NJIT	64 43
												309	A	Saint Peter's	58 75
												324	H	Lafayette	57 63
												325	A	Wagner	59 71
												351	A	LIU Brooklyn	69 52
LAST 12 Division I GAMES:															
226	H	Mt. St. Mary's	47 63	289	H	Bryant	63 53								
351	A	LIU Brooklyn	69 52	276	H	St. Francis Brooklyn	53 64								
325	A	Wagner	59 71	309	A	Saint Peter's	58 75								
301	H	Central Conn. St.	74 67	166	A	Stony Brook	49 63								
223	A	Robert Morris	49 71	287	A	Army West Point	40 62								
238	A	Saint Francis (PA)	64 75	216	A	Colgate	52 71								

Non-Div I Games: Georgian Court 70 45 Rutgers-Newark 97 51

Fairleigh Dickinson

Loss, Non-Conf, S Site, H Home A Away N Neutral

Average RPI Win:	295	WON-LOST	WINNING	LAST 10	STRENGTH OF	OPP. STRENGTH	TEAM	ADJ.	CONF.	ADJ CONF.
Average RPI Loss:	157	RECORD	PCT. RANK	GAMES	SCHEDULE	OF SCHEDULE	RPI	RPI	RPI	RPI
DIV. I ONLY	4- 16	313	1-9	107	293	282	282	16	16	
DIV. I NON-CONF.	3- 10	278	0- 1	151	322	288	288	18	18	

TOTALS	RPI 1-25	RPI 26-50	W-L RECORDS	RPI 51-100	RPI 101-150	RPI 150+				
4- 16	0- 1	0- 0	OVERALL	0- 3	0- 4	4- 8				
3- 10	0- 0	0- 0	HOME	0- 1	0- 3	3- 6				
1- 6	0- 1	0- 0	AWAY	0- 2	0- 1	1- 2				
0- 0	0- 0	0- 0	NEUTRAL	0- 0	0- 0	0- 0				
3- 10	0- 1	0- 0	NON-CONFERENCE	0- 1	0- 2	3- 6				
2- 6	0- 0	0- 0	HOME	0- 0	0- 1	2- 5				
1- 4	0- 1	0- 0	AWAY	0- 1	0- 1	1- 1				
0- 0	0- 0	0- 0	NEUTRAL	0- 0	0- 0	0- 0				
1- 6	0- 0	0- 0	CONFERENCE	0- 2	0- 2	1- 2				
1- 4	0- 0	0- 0	HOME	0- 1	0- 2	1- 1				
0- 2	0- 0	0- 0	AWAY	0- 1	0- 0	0- 1				
0- 0	0- 0	0- 0	NEUTRAL	0- 0	0- 0	0- 0				

RPI 1-25				RPI 26-50				RPI 51-100				RPI 101+ Team's RPI: 282			
RPI	S	Opponent	Score	RPI	S	Opponent	Score	RPI	S	Opponent	Score	RPI	S	Opponent	Score
22	A	Michigan St.	74 89					64	A	Old Domini on	53 87	112	A	Tulane	45 88
								73	H	Middle Tenn.	55 74	118	H	Western Ky.	50 81
								80	A	Little Rock	38 61	145	H	UAB	64 89
												149	H	Bradley	59 80
												158	H	Georgi a St.	59 75
												164	A	Charlotte	47 68
												193	H	Hampton	68 72
												200	H	Saint Louis	61 93
												237	A	Furman	57 73
												253	H	Marshall	67 72
												262	H	N. C. A&T	65 67
												265	A	Si ena	70 66
												272	H	Richmond	69 55
												280	H	Western Mi ch.	59 69
												320	H	FIU	77 55
												324	H	Lafayette	53 49

LAST 12 Division I GAMES:															
320	H	FIU	77 55	200	H	Saint Louis	61 93								
118	H	Western Ky.	50 81	149	H	Bradley	59 80								
253	H	Marshall	67 72	145	H	UAB	64 89								
164	A	Charlotte	47 68	262	H	N. C. A&T	65 67								
64	A	Old Domini on	53 87	22	A	Michigan St.	74 89								
73	H	Middle Tenn.	55 74	280	H	Western Mi ch.	59 69								

Non-Div I Games:

Fla. Atlantic

Average RPI Win:	228	WON-LOST	WINNING	LAST 10	STRENGTH OF	OPP. STRENGTH	TEAM	ADJ.	CONF.	ADJ CONF.
Average RPI Loss:	92	RECORD	PCT. RANK	GAMES	SCHEDULE	OF SCHEDULE	RPI	RPI	RPI	RPI
DIV. I ONLY	5- 15	293	2-8	44	105	212	212	5	5	
DIV. I NON-CONF.	4- 9	252	0- 1	113	213	251	251	6	6	

TOTALS	RPI 1-25	RPI 26-50	W-L RECORDS	RPI 51-100	RPI 101-150	RPI 150+				
5- 15	0- 3	1- 3	OVERALL	0- 4	0- 1	4- 4				
5- 6	0- 1	1- 1	HOME	0- 3	0- 0	4- 1				
0- 8	0- 2	0- 1	AWAY	0- 1	0- 1	0- 3				
0- 1	0- 0	0- 1	NEUTRAL	0- 0	0- 0	0- 0				
4- 9	0- 1	0- 2	NON-CONFERENCE	0- 3	0- 0	4- 3				
4- 3	0- 0	0- 0	HOME	0- 2	0- 0	4- 1				
0- 5	0- 1	0- 1	AWAY	0- 1	0- 0	0- 2				
0- 1	0- 0	0- 1	NEUTRAL	0- 0	0- 0	0- 0				
1- 6	0- 2	1- 1	CONFERENCE	0- 1	0- 1	0- 1				
1- 3	0- 1	1- 1	HOME	0- 1	0- 0	0- 0				
0- 3	0- 1	0- 0	AWAY	0- 0	0- 1	0- 1				
0- 0	0- 0	0- 0	NEUTRAL	0- 0	0- 0	0- 0				

RPI 1-25				RPI 26-50				RPI 51-100				RPI 101+ Team's RPI: 212			
RPI	S	Opponent	Score	RPI	S	Opponent	Score	RPI	S	Opponent	Score	RPI	S	Opponent	Score
10	H	Mississippi St.	42 90	27	N	Utah	58 74	57	H	Auburn	56 64	101	A	Alabama	67 74
20	A	South Carolina	40 71	35	A	Indiana	64 83	63	H	Northwestern	74 83	154	H	Texas Tech	72 67
21	A	Florida St.	56 63	36	H	Missouri	58 56	67	H	Northeastern	66 79	171	A	Mercer	82 92
				49	H	Arkansas	73 83	94	A	Ohio St.	41 46	197	A	Ole Miss	66 76
												224	A	UNLV	53 56
												247	H	Gardner-Webb	58 60
												264	H	Bethune-Cookman	64 53
												336	H	Charleston So.	70 60
												349	H	Florida A&M	62 38

LAST 12 Division I GAMES:															
10	H	Mississippi St.	42 90	224	A	UNLV	53 56	49	H	Arkansas	73 83	27	N	Utah	58 74
197	A	Ole Miss	66 76	336	H	Charleston So.	70 60	94	A	Ohio St.	41 46	349	H	Florida A&M	62 38
36	H	Missouri	58 56	20	A	South Carolina	40 71								
57	H	Auburn	56 64												
101	A	Alabama	67 74												

Non-Div I Games:

Florida

Average RPI Win:	203	WON-LOST	WINNING	LAST 10	STRENGTH OF	OPP. STRENGTH	TEAM	ADJ.	CONF.	ADJ CONF.
Average RPI Loss:	231	RECORD	PCT. RANK	GAMES	SCHEDULE	OF SCHEDULE	RPI	RPI	RPI	RPI
DIV. I ONLY	2- 16	333	1-9	334	273	349	349	32	32	
DIV. I NON-CONF.	1- 10	330	0- 1	256	193	335	335	32	32	

TOTALS	RPI 1-25	RPI 26-50	W-L RECORDS	RPI 51-100	RPI 101-150	RPI 150+				
2- 16	0- 1	0- 0	OVERALL	1- 1	0- 1	1- 13				
2- 3	0- 0	0- 0	HOME	1- 0	0- 0	1- 3				
0- 10	0- 1	0- 0	AWAY	0- 1	0- 0	0- 8				
0- 3	0- 0	0- 0	NEUTRAL	0- 0	0- 1	0- 2				
1- 10	0- 1	0- 0	NON-CONFERENCE	1- 1	0- 1	0- 7				
1- 1	0- 0	0- 0	HOME	1- 0	0- 0	0- 1				
0- 6	0- 1	0- 0	AWAY	0- 1	0- 0	0- 4				
0- 3	0- 0	0- 0	NEUTRAL	0- 0	0- 1	0- 2				
1- 6	0- 0	0- 0	CONFERENCE	0- 0	0- 0	1- 6				
1- 2	0- 0	0- 0	HOME	0- 0	0- 0	1- 2				
0- 4	0- 0	0- 0	AWAY	0- 0	0- 0	0- 4				
0- 0	0- 0	0- 0	NEUTRAL	0- 0	0- 0	0- 0				

RPI 1-25				RPI 26-50				RPI 51-100				RPI 101+				Team's RPI: 349
RPI	S	Opponent	Score	RPI	S	Opponent	Score	RPI	S	Opponent	Score	RPI	S	Opponent	Score	
24	A	Mi ami (FL)	54 103					53	A	Tennessee	31 96	112	N	Tul ane	34 78	
								59	H	Mi ami (OH)	57 56	181	H	UMES	36 68	
												205	H	Jacksonville St.	31 62	
												212	A	Florida	38 62	
												230	A	Stetson	44 69	
												240	A	Howard	68 74	
												270	A	Norfol k St.	58 60	
												280	N	Western Mi ch.	50 69	
												281	A	North Florida	53 64	
												311	N	Omaha	50 57	
												315	A	Coppin St.	53 73	
												320	A	FIU	54 77	
												323	A	Morgan St.	71 75	
												343	H	Savannah St.	50 54	
												347	H	Del aware St.	57 52	
LAST 12 Division I GAMES:																
315	A	Coppin St.	53 73	311	N	Omaha	50 57									
347	H	Del aware St.	57 52	323	A	Morgan St.	71 75									
181	H	UMES	36 68	112	N	Tul ane	34 78									
343	H	Savannah St.	50 54	24	A	Mi ami (FL)	54 103									
270	A	Norfol k St.	58 60	280	N	Western Mi ch.	50 69									
240	A	Howard	68 74	230	A	Stetson	44 69									

Non-Div I Games: Edward Waters 70 64

Florida A&M

Average RPI Win:	137	WON-LOST	WINNING	LAST 10	STRENGTH OF	OPP. STRENGTH	TEAM	ADJ.	CONF.	ADJ CONF.
Average RPI Loss:	34	RECORD	PCT. RANK	GAMES	SCHEDULE	OF SCHEDULE	RPI	RPI	RPI	RPI
DIV. I ONLY	17- 3	15	8-2	69	18	21	21	1	1	
DIV. I NON-CONF.	12- 1	11	1- 0	138	60	28	28	1	1	

TOTALS	RPI 1-25	RPI 26-50	W-L RECORDS	RPI 51-100	RPI 101-150	RPI 150+				
17- 3	1- 1	1- 1	OVERALL	6- 1	2- 0	7- 0				
8- 3	0- 1	0- 1	HOME	4- 1	0- 0	4- 0				
7- 0	0- 0	1- 0	AWAY	2- 0	2- 0	2- 0				
2- 0	1- 0	0- 0	NEUTRAL	0- 0	0- 0	1- 0				
12- 1	1- 0	0- 0	NON-CONFERENCE	3- 1	1- 0	7- 0				
7- 1	0- 0	0- 0	HOME	3- 1	0- 0	4- 0				
3- 0	0- 0	0- 0	AWAY	0- 0	1- 0	2- 0				
2- 0	1- 0	0- 0	NEUTRAL	0- 0	0- 0	1- 0				
5- 2	0- 1	1- 1	CONFERENCE	3- 0	1- 0	0- 0				
1- 2	0- 1	0- 1	HOME	1- 0	0- 0	0- 0				
4- 0	0- 0	1- 0	AWAY	2- 0	1- 0	0- 0				
0- 0	0- 0	0- 0	NEUTRAL	0- 0	0- 0	0- 0				

RPI	S	Opponent	Score	RPI	S	Opponent	Score	RPI	S	Opponent	Score	RPI	S	Opponent	Score
4	H	Louisville	49 68	34	A	North Carolina	64 63	56	H	Duke	66 62	102	A	Virginia	63 61
8	N	Iowa	71 67	39	H	Clemson	45 57	58	H	LSU	45 58	123	A	St. John's (NY)	57 53
								78	A	Virginia Tech	56 54	158	H	Georgia St.	79 43
								83	A	Boston College	91 71	171	A	Mercer	57 56
								85	H	Creighton	71 52	194	A	Milwaukee	87 62
								95	H	Troy	103 67	212	H	Florida	63 56
								99	H	Penn St.	87 58	233	H	Jacksonville	79 46
												281	H	North Florida	74 53
												314	N	Eastern Ky.	62 45

LAST 12 Division I GAMES:															
4	H	Louisville	49 68	8	N	Iowa	71 67	78	A	Virginia Tech	56 54	158	H	Georgia St.	79 43
56	H	Duke	66 62	78	A	Virginia Tech	56 54	194	A	Milwaukee	87 62	85	H	Creighton	71 52
83	A	Boston College	91 71	158	H	Georgia St.	79 43	85	H	Creighton	71 52	123	A	St. John's (NY)	57 53
39	H	Clemson	45 57	194	A	Milwaukee	87 62								
34	A	North Carolina	64 63												
102	A	Virginia	63 61												

Non-Div I Games:

Florida St.

Average RPI Win:	205	WON-LOST	WINNING	LAST 10	STRENGTH OF	OPP. STRENGTH	TEAM	ADJ.	CONF.	ADJ CONF.
Average RPI Loss:	96	RECORD	PCT. RANK	GAMES	SCHEDULE	OF SCHEDULE	RPI	RPI	RPI	RPI
DIV. I ONLY	13- 8	111	7-3	212	82	142	142	17	17	
DIV. I NON-CONF.	9- 5	105	1- 0	224	38	129	129	16	16	

TOTALS	RPI 1-25	RPI 26-50	W-L RECORDS	RPI 51-100	RPI 101-150	RPI 150+				
13- 8	0- 0	0- 1	OVERALL	2- 3	1- 4	10- 0				
7- 3	0- 0	0- 0	HOME	2- 1	0- 2	5- 0				
4- 4	0- 0	0- 0	AWAY	0- 2	0- 2	4- 0				
2- 1	0- 0	0- 1	NEUTRAL	0- 0	1- 0	1- 0				
9- 5	0- 0	0- 1	NON-CONFERENCE	2- 3	1- 1	6- 0				
6- 1	0- 0	0- 0	HOME	2- 1	0- 0	4- 0				
1- 3	0- 0	0- 0	AWAY	0- 2	0- 1	1- 0				
2- 1	0- 0	0- 1	NEUTRAL	0- 0	1- 0	1- 0				
4- 3	0- 0	0- 0	CONFERENCE	0- 0	0- 3	4- 0				
1- 2	0- 0	0- 0	HOME	0- 0	0- 2	1- 0				
3- 1	0- 0	0- 0	AWAY	0- 0	0- 1	3- 0				
0- 0	0- 0	0- 0	NEUTRAL	0- 0	0- 0	0- 0				

RPI S Opponent	Score	RPI S Opponent	Score	RPI S Opponent	Score	RPI S Opponent	Score
		31 N Texas	54 72	67 A Northeastern	54 58	105 A Pittsburgh	62 65
				71 H Maine	72 64	115 A Dayton	50 72
				73 H Middle Tenn.	61 49	119 N Washington	65 57
				98 A Georgetown	38 58	126 H VCU	44 47
				99 H Penn St.	55 72	127 H Davidson	56 60
						164 H Charlotte	71 64
						167 N Ball St.	78 70
						172 A George Washington	50 38
						195 A Rhode Island	56 38
						200 A Saint Louis	56 53
						249 H Columbia	68 49
						272 H Richmond	60 48
						325 H Wagner	80 59
						326 A Iona	57 40
						330 H Manhattan	65 61
LAST 12 Division I GAMES:							
119 N Washington	65 57	73 H Middle Tenn.	61 49				
127 H Davidson	56 60	31 N Texas	54 72				
195 A Rhode Island	56 38	272 H Richmond	60 48				
115 A Dayton	50 72	172 A George Washington	50 38				
126 H VCU	44 47	71 H Maine	72 64				
200 A Saint Louis	56 53	326 A Iona	57 40				

Non-Div I Games:

Fordham

Average RPI Win: 217

Average RPI Loss: 77

WON-LOST
RECORDWINNING
PCT. RANKLAST 10
GAMESSTRENGTH OF
SCHEDULEOPP. STRENGTH
OF SCHEDULETEAM
RPIADJ.
RPICONF.
RPIADJ CONF.
RPIDIV. I ONLY
DIV. I NON-CONF.11- 6
5- 498
1397-3
0- 0243
21776
36137
134137
13414
1314
13

TOTALS

RPI 1-25

RPI 26-50

W-L RECORDS

RPI 51-100

RPI 101-150

RPI 150+

11- 6

0- 1

0- 2

OVERALL

0- 2

2- 0

9- 1

7- 2

0- 0

0- 1

HOME

0- 1

2- 0

5- 0

4- 4

0- 1

0- 1

AWAY

0- 1

0- 0

4- 1

0- 0

0- 0

0- 0

NEUTRAL

0- 0

0- 0

0- 0

5- 4

0- 1

0- 1

NON-CONFERENCE

0- 1

2- 0

3- 1

4- 0

0- 0

0- 0

HOME

0- 0

2- 0

2- 0

1- 4

0- 1

0- 1

AWAY

0- 1

0- 0

1- 1

0- 0

0- 0

0- 0

NEUTRAL

0- 0

0- 0

0- 0

6- 2

0- 0

0- 1

CONFERENCE

0- 1

0- 0

6- 0

3- 2

0- 0

0- 1

HOME

0- 1

0- 0

3- 0

3- 0

0- 0

0- 0

AWAY

0- 0

0- 0

3- 0

0- 0

0- 0

0- 0

NEUTRAL

0- 0

0- 0

0- 0

RPI 1-25

RPI 26-50

RPI 51-100

RPI 101+

Team's RPI: 137

RPI	S	Opponent	Score
17	A	Arizona St.	52 68

RPI	S	Opponent	Score
41	A	UCLA	80 89
46	H	Wyoming	56 63

RPI	S	Opponent	Score
51	A	Southern California	61 62
60	H	Boise St.	60 72

RPI	S	Opponent	Score
114	H	UT Arlington	70 61
147	H	Santa Clara	80 53
178	H	Utah St.	70 59
188	A	Eastern Wash.	68 58
194	H	Milwaukee	65 48
214	A	Colorado St.	66 55
214	H	Colorado St.	57 54
241	A	San Diego St.	87 81
244	A	Northern Arizona	73 86
256	A	Nevada	79 63
317	H	Cal Poly	76 58
319	H	San Jose St.	77 48

LAST 12 Division I GAMES:

241	A	San Diego St.	87 81	46	H	Wyoming	56 63
60	H	Boise St.	60 72	214	H	Colorado St.	57 54
256	A	Nevada	79 63	17	A	Arizona St.	52 68
178	H	Utah St.	70 59	147	H	Santa Clara	80 53
214	A	Colorado St.	66 55	41	A	UCLA	80 89
319	H	San Jose St.	77 48	188	A	Eastern Wash.	68 58

Non-Div I Games:

Stanislaus St.

86 51

Fresno Pacific

90 51

Fresno St.

Loss,
 Non-Conf,
 S Site,
 H Home
A Away
 N Neutral

Average RPI Win:	290	WON-LOST	WINNING	LAST 10	STRENGTH OF	OPP. STRENGTH	TEAM	ADJ.	CONF.	ADJ CONF.
Average RPI Loss:	142	RECORD	PCT. RANK	GAMES	SCHEDULE	OF SCHEDULE	RPI	RPI	RPI	RPI
DIV. I ONLY	10- 8	133	5-5	329	187	237	237	25	25	
DIV. I NON-CONF.	7- 6	153	0- 0	282	221	213	213	25	25	

TOTALS	RPI 1-25	RPI 26-50	W-L RECORDS	RPI 51-100	RPI 101-150	RPI 150+				
10- 8	0- 2	0- 0	OVERALL	0- 1	0- 2	10- 3				
8- 1	0- 0	0- 0	HOME	0- 1	0- 0	8- 0				
1- 6	0- 2	0- 0	AWAY	0- 0	0- 2	1- 2				
1- 1	0- 0	0- 0	NEUTRAL	0- 0	0- 0	1- 1				
7- 6	0- 2	0- 0	NON-CONFERENCE	0- 1	0- 1	7- 2				
5- 1	0- 0	0- 0	HOME	0- 1	0- 0	5- 0				
1- 4	0- 2	0- 0	AWAY	0- 0	0- 1	1- 1				
1- 1	0- 0	0- 0	NEUTRAL	0- 0	0- 0	1- 1				
3- 2	0- 0	0- 0	CONFERENCE	0- 0	0- 1	3- 1				
3- 0	0- 0	0- 0	HOME	0- 0	0- 0	3- 0				
0- 2	0- 0	0- 0	AWAY	0- 0	0- 1	0- 1				
0- 0	0- 0	0- 0	NEUTRAL	0- 0	0- 0	0- 0				

RPI 1-25				RPI 26-50				RPI 51-100				RPI 101+				Team's RPI: 237
RPI	S	Opponent	Score	RPI	S	Opponent	Score	RPI	S	Opponent	Score	RPI	S	Opponent	Score	
10	A	Mississippi St.	41 106					73	H	Middle Tenn.	71 78	121	A	Chattanooga	53 73	
20	A	South Carolina	53 66									130	A	Georgia	38 61	
												190	H	UNC Asheville	58 47	
												235	N	Western Ill.	78 85	
												247	H	Gardner-Webb	70 57	
												252	A	ETSU	70 75	
												278	H	Wofford	63 50	
												282	H	Fla. Atlantic	73 57	
												291	A	Kennesaw St.	63 74	
												293	A	Col. of Charleston	70 67	
												295	N	Fairfield	77 70	
												313	H	UNC Greensboro	64 61	
												328	H	Presbyterian	76 68	
												331	H	Western Caro.	65 55	
												341	H	USC Upstate	78 67	
LAST 12 Division I GAMES:																
252	A	ETSU	70 75	278	H	Wofford	63 50	121	A	Chattanooga	53 73					
331	H	Western Caro.	65 55					295	N	Fairfield	77 70					
313	H	UNC Greensboro	64 61					282	H	Fla. Atlantic	73 57					
328	H	Presbyterian	76 68					247	H	Gardner-Webb	70 57					
20	A	South Carolina	53 66					130	A	Georgia	38 61					
235	N	Western Ill.	78 85													

Non-Div I Games: Coker 71 42 North Greenville 74 78

Furman

Average RPI Win:	277	WON-LOST	WINNING	LAST 10	STRENGTH OF	OPP. STRENGTH	TEAM	ADJ.	CONF.	ADJ CONF.
Average RPI Loss:	177	RECORD	PCT. RANK	GAMES	SCHEDULE	OF SCHEDULE	RPI	RPI	RPI	RPI
DIV. I ONLY	5- 13	280	2-8	173	343	271	271	13	13	
DIV. I NON-CONF.	4- 6	212	0- 0	249	348	257	257	15	15	

TOTALS	RPI 1-25	RPI 26-50	W-L RECORDS	RPI 51-100	RPI 101-150	RPI 150+				
5- 13	0- 0	0- 0	OVERALL	0- 2	0- 4	5- 7				
2- 6	0- 0	0- 0	HOME	0- 1	0- 2	2- 3				
3- 7	0- 0	0- 0	AWAY	0- 1	0- 2	3- 4				
0- 0	0- 0	0- 0	NEUTRAL	0- 0	0- 0	0- 0				
4- 6	0- 0	0- 0	NON-CONFERENCE	0- 1	0- 1	4- 4				
2- 2	0- 0	0- 0	HOME	0- 0	0- 0	2- 2				
2- 4	0- 0	0- 0	AWAY	0- 1	0- 1	2- 2				
0- 0	0- 0	0- 0	NEUTRAL	0- 0	0- 0	0- 0				
1- 7	0- 0	0- 0	CONFERENCE	0- 1	0- 3	1- 3				
0- 4	0- 0	0- 0	HOME	0- 1	0- 2	0- 1				
1- 3	0- 0	0- 0	AWAY	0- 0	0- 1	1- 2				
0- 0	0- 0	0- 0	NEUTRAL	0- 0	0- 0	0- 0				

RPI 1-25				RPI 26-50				RPI 51-100				RPI 101+ Team's RPI: 271					
RPI	S	Opponent	Score	RPI	S	Opponent	Score	RPI	S	Opponent	Score	RPI	S	Opponent	Score		
								78	A	Virginia Tech	49	78	114	A	UT Arlington	48	81
								95	H	Troy	81	97	114	H	UT Arlington	53	74
													130	A	Georgia	38	81
													133	H	South Alabama	53	69
													166	A	Stony Brook	43	72
													171	H	Mercer	72	79
													179	A	Texas St.	65	55
													179	H	Texas St.	52	64
													254	A	Louisiana	48	59
													264	H	Bethune-Cookman	77	76
													273	H	Winthrop	64	55
													278	H	Wofford	65	81
													291	A	Kennesaw St.	59	78
													297	A	La. -Monroe	57	58
													328	A	Presbyterian	69	68
													343	A	Savannah St.	82	71

LAST 12 Division I GAMES:																	
133	H	South Alabama	53	69	179	A	Texas St.	65	55								
95	H	Troy	81	97	114	A	UT Arlington	48	81								
254	A	Louisiana	48	59	130	A	Georgia	38	81								
297	A	La. -Monroe	57	58	273	H	Winthrop	64	55								
114	H	UT Arlington	53	74	328	A	Presbyterian	69	68								
179	H	Texas St.	52	64	291	A	Kennesaw St.	59	78								

Non-Div I Games: Coastal Ga. 68 46

Ga. Southern

Average RPI		Winn: 265	WON-LOST RECORD	WINNING PCT. RANK	LAST 10 GAMES	STRENGTH OF SCHEDULE	OPP. STRENGTH OF SCHEDULE	TEAM RPI	ADJ. RPI	CONF. RPI	ADJ. CONF. RPI
Loss: 196											
DIV. I ONLY			8- 9	190	7-3	278	327	247	247	28	28
DIV. I NON-CONF.			3- 6	241	0- 0	254	274	254	254	29	29
TOTALS		RPI 1-25		RPI 26-50		W-L RECORDS		RPI 51-100		RPI 101-150	RPI 150+
8- 9		0- 0		0- 0		OVERALL		0- 0		1- 3	7- 6
4- 4		0- 0		0- 0		HOME		0- 0		1- 2	3- 2
4- 5		0- 0		0- 0		AWAY		0- 0		0- 1	4- 4
0- 0		0- 0		0- 0		NEUTRAL		0- 0		0- 0	0- 0
3- 6		0- 0		0- 0		NON-CONFERENCE		0- 0		1- 2	2- 4
1- 2		0- 0		0- 0		HOME		0- 0		1- 1	0- 1
2- 4		0- 0		0- 0		AWAY		0- 0		0- 1	2- 3
0- 0		0- 0		0- 0		NEUTRAL		0- 0		0- 0	0- 0
5- 3		0- 0		0- 0		CONFERENCE		0- 0		0- 1	5- 2
3- 2		0- 0		0- 0		HOME		0- 0		0- 1	3- 1
2- 1		0- 0		0- 0		AWAY		0- 0		0- 0	2- 1
0- 0		0- 0		0- 0		NEUTRAL		0- 0		0- 0	0- 0

RPI 1-25				RPI 26-50				RPI 51-100				RPI 101+				Team's RPI: 247	
RPI	S	Opponent	Score	RPI	S	Opponent	Score	RPI	S	Opponent	Score	RPI	S	Opponent	Score		
												109	A	Drexel	48	65	
												127	H	Davison	54	49	
												131	H	Morehead St.	69	84	
												134	H	High Point	61	78	
												186	A	Delaware	45	69	
												190	H	UNC Asheville	69	59	
												193	A	Hampton	80	82	
												212	A	Florida	60	58	
												226	H	Mt. St. Mary's	62	69	
												237	A	Furman	57	70	
												255	A	Campbell	52	38	
												273	H	Winthrop	62	64	
												278	A	Wofford	53	59	
												328	A	Presbyterian	66	58	
												331	A	Western Caro.	62	52	
												336	H	Charleston So.	75	65	
												341	H	USC Upstate	92	72	
LAST 12 Division I GAMES:																	
				341	H	USC Upstate	92	72	336	H	Charleston So.	75	65				
				273	H	Winthrop	62	64	193	A	Hampton	80	82				
				328	A	Presbyterian	66	58	331	A	Western Caro.	62	52				
				134	H	High Point	61	78	186	A	Delaware	45	69				
				190	H	UNC Asheville	69	59	109	A	Drexel	48	65				
				255	A	Campbell	52	38	237	A	Furman	57	70				

Non-Div I Games:	Converse	79	51	Warren Wilson	100	37	Pfeiffer	82	46
------------------	----------	----	----	---------------	-----	----	----------	----	----

Gardner-Webb

■ Loss, ■ Non-Conf, S Site, H Home A Away N Neutral

Average RPI Win:	226	WON-LOST	WINNING	LAST 10	STRENGTH OF	OPP. STRENGTH	TEAM	ADJ.	CONF.	ADJ CONF.
Average RPI Loss:	141	RECORD	PCT. RANK	GAMES	SCHEDULE	OF SCHEDULE	RPI	RPI	RPI	RPI
DIV. I ONLY	11- 8	123	6-4	306	128	189	189	17	17	
DIV. I NON-CONF.	8- 5	120	0- 0	304	144	187	187	16	16	

TOTALS	RPI 1-25	RPI 26-50	W-L RECORDS	RPI 51-100	RPI 101-150	RPI 150+				
11- 8	0- 0	0- 0	OVERALL	0- 2	0- 3	11- 3				
6- 3	0- 0	0- 0	HOME	0- 1	0- 0	6- 2				
5- 5	0- 0	0- 0	AWAY	0- 1	0- 3	5- 1				
0- 0	0- 0	0- 0	NEUTRAL	0- 0	0- 0	0- 0				
8- 5	0- 0	0- 0	NON-CONFERENCE	0- 2	0- 2	8- 1				
5- 1	0- 0	0- 0	HOME	0- 1	0- 0	5- 0				
3- 4	0- 0	0- 0	AWAY	0- 1	0- 2	3- 1				
0- 0	0- 0	0- 0	NEUTRAL	0- 0	0- 0	0- 0				
3- 3	0- 0	0- 0	CONFERENCE	0- 0	0- 1	3- 2				
1- 2	0- 0	0- 0	HOME	0- 0	0- 0	1- 2				
2- 1	0- 0	0- 0	AWAY	0- 0	0- 1	2- 0				
0- 0	0- 0	0- 0	NEUTRAL	0- 0	0- 0	0- 0				

RPI 1-25				RPI 26-50				RPI 51-100				RPI 101+ Team's RPI: 189					
RPI	S	Opponent	Score	RPI	S	Opponent	Score	RPI	S	Opponent	Score	RPI	S	Opponent	Score		
								79	A	Kansas	56	77	108	A	American	71	86
								91	H	Houston	56	66	119	A	Washington	52	81
													127	A	Davison	59	67
													156	H	Duquesne	57	60
													172	A	George Washington	64	60
													181	H	UMES	70	49
													186	H	Delaware	72	46
													195	A	UMKC	91	84
													195	H	Rhode Island	75	69
													199	A	Massachusetts	70	52
													209	H	St. Bonaventure	57	68
													216	H	Colgate	64	61
													234	A	Air Force	78	71
													240	A	Howard	59	73
													293	H	Col. of Charleston	66	52
													296	H	Loyola Maryland	70	38
													314	A	Eastern Ky.	91	75

LAST 12 Division I GAMES:																	
				199	A	Massachusetts	70	52					195	H	Rhode Island	75	69
				156	H	Duquesne	57	60					172	A	George Washington	64	60
				209	H	St. Bonaventure	57	68					91	H	Houston	56	66
				127	A	Davison	59	67					314	A	Eastern Ky.	91	75
				293	H	Col. of Charleston	66	52					186	H	Delaware	72	46
				181	H	UMES	70	49					119	A	Washington	52	81

Non-Div I Games:

George Mason

Average RPI Win:	163	WON-LOST	WINNING	LAST 10	STRENGTH OF	OPP. STRENGTH	TEAM	ADJ.	CONF.	ADJ CONF.
Average RPI Loss:	126	RECORD	PCT. RANK	GAMES	SCHEDULE	OF SCHEDULE	RPI	RPI	RPI	RPI
DIV. I ONLY	8- 12	228	6-4	72	129	172	172	17	17	
DIV. I NON-CONF.	3- 10	278	0- 0	44	89	225	225	16	16	

TOTALS	RPI 1-25	RPI 26-50	W-L RECORDS	RPI 51-100	RPI 101-150	RPI 150+				
8- 12	0- 2	0- 3	OVERALL	1- 0	3- 2	4- 5				
5- 6	0- 1	0- 1	HOME	1- 0	3- 1	1- 3				
3- 4	0- 0	0- 1	AWAY	0- 0	0- 1	3- 2				
0- 2	0- 1	0- 1	NEUTRAL	0- 0	0- 0	0- 0				
3- 10	0- 2	0- 3	NON-CONFERENCE	1- 0	1- 1	1- 4				
3- 4	0- 1	0- 1	HOME	1- 0	1- 0	1- 2				
0- 4	0- 0	0- 1	AWAY	0- 0	0- 1	0- 2				
0- 2	0- 1	0- 1	NEUTRAL	0- 0	0- 0	0- 0				
5- 2	0- 0	0- 0	CONFERENCE	0- 0	2- 1	3- 1				
2- 2	0- 0	0- 0	HOME	0- 0	2- 1	0- 1				
3- 0	0- 0	0- 0	AWAY	0- 0	0- 0	3- 0				
0- 0	0- 0	0- 0	NEUTRAL	0- 0	0- 0	0- 0				

RPI 1-25				RPI 26-50				RPI 51-100				RPI 101+ Team's RPI: 172			
RPI	S	Opponent	Score	RPI	S	Opponent	Score	RPI	S	Opponent	Score	RPI	S	Opponent	Score
6	N	NC State	61 69	38	N	Georgi a Tech	55 70	86	H	Princeton	64 49	115	H	Dayton	46 45
18	H	Maryland	30 69	43	H	Villanova	45 60					122	H	Towson	76 63
				45	A	James Madison	37 50					126	H	VCU	57 48
												129	A	William & Mary	59 73
												142	H	Fordham	38 50
												156	A	Duquesne	55 54
												159	A	South Fla.	30 63
												171	H	Mercer	53 61
												189	H	George Mason	60 64
												195	A	Rhode Island	64 59
												221	H	Memphis	51 38
												250	H	Monmouth	51 55
												286	A	La Salle	67 59
												326	A	Iona	43 52
LAST 12 Division I GAMES:															
189	H	George Mason	60 64	156	A	Duquesne	55 54								
286	A	La Salle	67 59	126	H	VCU	57 48								
115	H	Dayton	46 45	129	A	William & Mary	59 73								
195	A	Rhode Island	64 59	171	H	Mercer	53 61								
142	H	Fordham	38 50	159	A	South Fla.	30 63								
221	H	Memphis	51 38	43	H	Villanova	45 60								

Non-Div I Games:

George Washington

Loss,
Non-Conf,
S Site,
H Home
A Away
N Neutral

Average RPI Win: 168

Average RPI Loss: 54

WON-LOST
RECORDWINNING
PCT. RANKLAST 10
GAMESSTRENGTH OF
SCHEDULEOPP. STRENGTH
OF SCHEDULETEAM
RPIADJ.
RPICONF.
RPIADJ CONF.
RPIDIV. I ONLY
DIV. I NON-CONF.9- 11
6- 5196
1434-6
0- 019
2456
7198
7898
786
46
4

TOTALS

RPI 1-25

RPI 26-50

W-L RECORDS

RPI 51-100

RPI 101-150

RPI 150+

9- 11

0- 3

1- 4

OVERALL

1- 2

2- 2

5- 0

6- 5

0- 2

1- 2

HOME

0- 0

2- 1

3- 0

3- 4

0- 0

0- 1

AWAY

1- 2

0- 1

2- 0

0- 2

0- 1

0- 1

NEUTRAL

0- 0

0- 0

0- 0

6- 5

0- 2

0- 2

NON-CONFERENCE

0- 0

2- 1

4- 0

4- 2

0- 1

0- 0

HOME

0- 0

2- 1

2- 0

2- 1

0- 0

0- 1

AWAY

0- 0

0- 0

2- 0

0- 2

0- 1

0- 1

NEUTRAL

0- 0

0- 0

0- 0

3- 6

0- 1

1- 2

CONFERENCE

1- 2

0- 1

1- 0

2- 3

0- 1

1- 2

HOME

0- 0

0- 0

1- 0

1- 3

0- 0

0- 0

AWAY

1- 2

0- 1

0- 0

0- 0

0- 0

0- 0

NEUTRAL

0- 0

0- 0

0- 0

RPI 1-25

RPI 26-50

RPI 51-100

Team's RPI: 98

RPI 101+

RPI	S	Opponent	Score
2	N	Baylor	46 67
6	H	NC State	65 76
11	H	Marquette	62 72

RPI	S	Opponent	Score
30	N	Buffalo	64 73
37	H	DePaul	64 69
42	H	Butler	50 59
43	H	Villanova	68 63
45	A	James Madison	57 69

RPI	S	Opponent	Score
85	A	Creighton	38 65
87	A	Providence	68 52
89	A	Seton Hall	63 76

RPI	S	Opponent	Score
105	H	Pittsburgh	70 41
123	A	St. John's (NY)	51 59
126	H	VCU	45 47
142	H	Fordham	58 38
181	H	UMES	74 55
183	H	Xavier	68 61
203	A	Rider	79 49
272	A	Richmond	73 53
296	H	Loyola Maryland	45 30

LAST 12 Division I GAMES:

43	H	Villanova	68 63	89	A	Seton Hall	63 76
11	H	Marquette	62 72	123	A	St. John's (NY)	51 59
37	H	DePaul	64 69	183	H	Xavier	68 61
85	A	Creighton	38 65	203	A	Rider	79 49
87	A	Providence	68 52	6	H	NC State	65 76
42	H	Butler	50 59	126	H	VCU	45 47

Non-Div I Games:

Georgetown

Georgi a

G
e
o
r
g
i
a

Georgi a

Average RPI Win:	250	WON-LOST	WINNING	LAST 10	STRENGTH OF	OPP. STRENGTH	TEAM	ADJ.	CONF.	ADJ CONF.
Average RPI Loss:	119	RECORD	PCT. RANK	GAMES	SCHEDULE	OF SCHEDULE	RPI	RPI	RPI	RPI
DIV. I ONLY	10- 9	153	5-5	144	268	158	158	13	13	
DIV. I NON-CONF.	6- 5	143	0- 0	235	254	178	178	15	15	

TOTALS	RPI 1-25	RPI 26-50	W-L RECORDS	RPI 51-100	RPI 101-150	RPI 150+				
10- 9	0- 1	0- 1	OVERALL	1- 2	1- 2	8- 3				
6- 3	0- 0	0- 1	HOME	1- 0	1- 1	4- 1				
4- 6	0- 1	0- 0	AWAY	0- 2	0- 1	4- 2				
0- 0	0- 0	0- 0	NEUTRAL	0- 0	0- 0	0- 0				
6- 5	0- 1	0- 1	NON-CONFERENCE	0- 2	0- 0	6- 1				
4- 1	0- 0	0- 1	HOME	0- 0	0- 0	4- 0				
2- 4	0- 1	0- 0	AWAY	0- 2	0- 0	2- 1				
0- 0	0- 0	0- 0	NEUTRAL	0- 0	0- 0	0- 0				
4- 4	0- 0	0- 0	CONFERENCE	1- 0	1- 2	2- 2				
2- 2	0- 0	0- 0	HOME	1- 0	1- 1	0- 1				
2- 2	0- 0	0- 0	AWAY	0- 0	0- 1	2- 1				
0- 0	0- 0	0- 0	NEUTRAL	0- 0	0- 0	0- 0				

RPI 1-25				RPI 26-50				RPI 51-100				RPI 101+ Team's RPI: 158			
RPI	S	Opponent	Score	RPI	S	Opponent	Score	RPI	S	Opponent	Score	RPI	S	Opponent	Score
21	A	Florida St.	43 79	38	H	Georgi a Tech	71 78	54	A	Rice	49 66	114	A	UT Arlington	45 69
								73	A	Middle Tenn.	54 69	114	H	UT Arlington	50 48
								95	H	Troy	84 80	133	H	South Alabama	59 68
												179	A	Texas St.	57 34
												179	H	Texas St.	60 69
												205	A	Jacksonville St.	56 61
												254	A	Loui si ana	54 57
												264	H	Bethune-Cookman	62 57
												282	A	Fla. Atlantic	75 59
												291	H	Kennesaw St.	79 73
												297	A	La. -Monroe	56 41
												313	H	UNC Greensboro	70 63
												320	A	FIU	67 61
												346	H	N. C. Central	65 54
LAST 12 Division I GAMES:															
				95	H	Troy	84 80	114	A	UT Arlington	45 69				
				133	H	South Alabama	59 68	179	A	Texas St.	57 34				
				297	A	La. -Monroe	56 41	21	A	Florida St.	43 79				
				254	A	Loui si ana	54 57	264	H	Bethune-Cookman	62 57				
				179	H	Texas St.	60 69	346	H	N. C. Central	65 54				
				114	H	UT Arlington	50 48	205	A	Jacksonville St.	56 61				

Non-Div I Games:

Georgia St.

Average RPI Win:	159	WON-LOST	WINNING	LAST 10	STRENGTH OF	OPP. STRENGTH	TEAM	ADJ.	CONF.	ADJ CONF.
Average RPI Loss:	39	RECORD	PCT. RANK	GAMES	SCHEDULE	OF SCHEDULE	RPI	RPI	RPI	RPI
DIV. I ONLY	13- 7	88	5-5	33	23	38	38	1	1	
DIV. I NON-CONF.	10- 3	59	0- 0	157	111	59	59	1	1	

TOTALS	RPI 1-25	RPI 26-50	W-L RECORDS	RPI 51-100	RPI 101-150	RPI 150+				
13- 7	1- 4	0- 1	OVERALL	4- 1	2- 1	6- 0				
8- 2	1- 2	0- 0	HOME	1- 0	2- 0	4- 0				
2- 4	0- 2	0- 1	AWAY	1- 1	0- 0	1- 0				
3- 1	0- 0	0- 0	NEUTRAL	2- 0	0- 1	1- 0				
10- 3	0- 1	0- 0	NON-CONFERENCE	2- 1	2- 1	6- 0				
6- 0	0- 0	0- 0	HOME	0- 0	2- 0	4- 0				
1- 2	0- 1	0- 0	AWAY	0- 1	0- 0	1- 0				
3- 1	0- 0	0- 0	NEUTRAL	2- 0	0- 1	1- 0				
3- 4	1- 3	0- 1	CONFERENCE	2- 0	0- 0	0- 0				
2- 2	1- 2	0- 0	HOME	1- 0	0- 0	0- 0				
1- 2	0- 1	0- 1	AWAY	1- 0	0- 0	0- 0				
0- 0	0- 0	0- 0	NEUTRAL	0- 0	0- 0	0- 0				

RPI 1-25				RPI 26-50				Team's RPI: 38				RPI 51-100				RPI 101+			
RPI	S	Opponent	Score	RPI	S	Opponent	Score	RPI	S	Opponent	Score	RPI	S	Opponent	Score	RPI	S	Opponent	Score
1	H	Notre Dame	55 76	39	A	Clemson	61 71	56	H	Duke	70 64	115	N	Dayton	66 85				
4	A	Louisville	44 61					83	A	Boston College	81 76	128	H	Appalachian St.	71 53				
6	H	NC State	60 68					89	N	Seton Hall	84 73	130	H	Georgia	63 53				
9	H	Syracuse	65 55					91	A	Houston	89 95	158	A	Georgia St.	78 71				
18	A	Maryland	54 67					100	N	Idaho St.	74 51	172	N	George Washington	70 55				
												239	H	Alabama St.	69 42				
												278	H	Wofford	81 40				
												291	H	Kennesaw St.	60 35				
												331	H	Western Caro.	84 49				
LAST 12 Division I GAMES:																			
39	A	Clemson	61 71	6	H	NC State	60 68												
4	A	Louisville	44 61	9	H	Syracuse	65 55												
56	H	Duke	70 64	115	N	Dayton	66 85												
1	H	Notre Dame	55 76	89	N	Seton Hall	84 73												
83	A	Boston College	81 76	291	H	Kennesaw St.	60 35												
278	H	Wofford	81 40	239	H	Alabama St.	69 42												

Non-Div I Games:

Georgia Tech

Average RPI Win:	132	WON-LOST	WINNING	LAST 10	STRENGTH OF	OPP. STRENGTH	TEAM	ADJ.	CONF.	ADJ CONF.
Average RPI Loss:	14	RECORD	PCT. RANK	GAMES	SCHEDULE	OF SCHEDULE	RPI	RPI	RPI	RPI
DIV. I ONLY	19- 2	8	9-1	62	17	13	13	7	7	
DIV. I NON-CONF.	11- 1	13	1- 0	60	3	11	11	7	7	

TOTALS	RPI 1-25	RPI 26-50	W-L RECORDS	RPI 51-100	RPI 101-150	RPI 150+				
19- 2	2- 1	1- 1	OVERALL	3- 0	7- 0	6- 0				
11- 0	1- 0	1- 0	HOME	2- 0	5- 0	2- 0				
6- 1	0- 0	0- 1	AWAY	1- 0	1- 0	4- 0				
2- 1	1- 1	0- 0	NEUTRAL	0- 0	1- 0	0- 0				
11- 1	2- 1	0- 0	NON-CONFERENCE	2- 0	4- 0	3- 0				
6- 0	1- 0	0- 0	HOME	1- 0	3- 0	1- 0				
3- 0	0- 0	0- 0	AWAY	1- 0	0- 0	2- 0				
2- 1	1- 1	0- 0	NEUTRAL	0- 0	1- 0	0- 0				
8- 1	0- 0	1- 1	CONFERENCE	1- 0	3- 0	3- 0				
5- 0	0- 0	1- 0	HOME	1- 0	2- 0	1- 0				
3- 1	0- 0	0- 1	AWAY	0- 0	1- 0	2- 0				
0- 0	0- 0	0- 0	NEUTRAL	0- 0	0- 0	0- 0				

RPI	S	Opponent	Score	RPI	S	Opponent	Score	RPI	S	Opponent	Score	RPI	S	Opponent	Score
1	N	Notre Dame	65 81	26	A	BYU	68 70	70	H	Paci fi c	88 65	106	H	Washington St.	76 53
3	H	Stanford	79 73	47	H	Saint Mary's (CA)	74 62	96	A	Missouri St.	70 67	107	H	Idaho	88 51
14	N	Rutgers	57 40					100	H	Idaho St.	70 51	117	A	Loyol a Marymount	78 53
												118	N	Western Ky.	76 55
												141	H	Montana	76 52
												147	H	Santa Clara	78 61
												150	H	Portl and	97 71
												152	A	Pepperdi ne	79 54
												188	A	Eastern Wash.	63 51
												214	H	Col orado St.	50 39
												224	A	UNLV	70 59
												248	H	San Franci sco	78 51
												258	A	San Di ego	86 61
LAST 12 Division I GAMES:															
147	H	Santa Clara	78 61	118	N	Western Ky.	76 55	14	N	Rutgers	57 40	47	H	Saint Mary's (CA)	74 62
248	H	San Franci sco	78 51	152	A	Pepperdi ne	79 54	117	A	Loyol a Marymount	78 53	70	H	Paci fi c	88 65
258	A	San Di ego	86 61	107	H	Idaho	88 51								
26	A	BYU	68 70												
150	H	Portl and	97 71												

Non-Div I Games:

Gonzaga

Average RPI Win:	224	WON-LOST	WINNING	LAST 10	STRENGTH OF	OPP. STRENGTH	TEAM	ADJ.	CONF.	ADJ CONF.
Average RPI Loss:	140	RECORD	PCT. RANK	GAMES	SCHEDULE	OF SCHEDULE	RPI	RPI	RPI	RPI
DIV. I ONLY	8- 11	219	7-3	182	203	176	176	29	29	
DIV. I NON-CONF.	3- 9	271	0- 0	53	78	177	177	27	27	

TOTALS	RPI 1-25	RPI 26-50	W-L RECORDS	RPI 51-100	RPI 101-150	RPI 150+				
8- 11	0- 0	1- 1	OVERALL	0- 3	1- 2	6- 5				
2- 2	0- 0	0- 0	HOME	0- 0	0- 0	2- 2				
4- 8	0- 0	0- 0	AWAY	0- 3	0- 2	4- 3				
2- 1	0- 0	1- 1	NEUTRAL	0- 0	1- 0	0- 0				
3- 9	0- 0	1- 1	NON-CONFERENCE	0- 3	1- 2	1- 3				
1- 0	0- 0	0- 0	HOME	0- 0	0- 0	1- 0				
0- 8	0- 0	0- 0	AWAY	0- 3	0- 2	0- 3				
2- 1	0- 0	1- 1	NEUTRAL	0- 0	1- 0	0- 0				
5- 2	0- 0	0- 0	CONFERENCE	0- 0	0- 0	5- 2				
1- 2	0- 0	0- 0	HOME	0- 0	0- 0	1- 2				
4- 0	0- 0	0- 0	AWAY	0- 0	0- 0	4- 0				
0- 0	0- 0	0- 0	NEUTRAL	0- 0	0- 0	0- 0				

RPI 1-25				RPI 26-50				RPI 51-100				RPI 101+				Team's RPI: 176	
RPI	S	Opponent	Score	RPI	S	Opponent	Score	RPI	S	Opponent	Score	RPI	S	Opponent	Score		
				32	N	South Dakota	53 67	57	A	Auburn	48 97	101	A	Alabama	55 73		
				35	N	Indiana	65 62	79	A	Kansas	45 76	114	A	UT Arlington	54 78		
								81	A	Oklahoma St.	40 86	117	N	Loyola Marymount	62 61		
												159	A	South Fla.	50 67		
												177	A	Southern Miss.	47 68		
												182	H	Southern U.	81 86		
												204	A	Prairie View	64 63		
												225	A	Texas Southern	75 67		
												239	A	Alabama St.	80 72		
												243	A	Wichita St.	61 70		
												299	A	Alabama A&M	63 51		
												310	H	Jackson St.	74 77		
												322	H	McNeese	75 51		
												350	H	Alcorn	61 56		
LAST 12 Division I GAMES:																	
				225	A	Texas Southern	75 67	310	H	Jackson St.	74 77						
				350	H	Alcorn	61 56	204	A	Prairie View	64 63						
				182	H	Southern U.	81 86	117	N	Loyola Marymount	62 61						
				299	A	Alabama A&M	63 51	35	N	Indiana	65 62						
				239	A	Alabama St.	80 72	32	N	South Dakota	53 67						
				81	A	Oklahoma St.	40 86	159	A	South Fla.	50 67						

Non-Div I Games:

Grambling

Average RPI Win:	293	WON-LOST	WINNING	LAST 10	STRENGTH OF	OPP. STRENGTH	TEAM	ADJ.	CONF.	ADJ CONF.
Average RPI Loss:	219	RECORD	PCT. RANK	GAMES	SCHEDULE	OF SCHEDULE	RPI	RPI	RPI	RPI
DIV. I ONLY	5- 12	277	3-7	345	317	339	339	30	30	
DIV. I NON-CONF.	2- 8	293	0- 0	329	308	346	346	30	30	

TOTALS	RPI 1-25	RPI 26-50	W-L RECORDS	RPI 51-100	RPI 101-150	RPI 150+				
5- 12	0- 0	0- 0	OVERALL	0- 0	0- 4	5- 8				
4- 4	0- 0	0- 0	HOME	0- 0	0- 2	4- 2				
1- 8	0- 0	0- 0	AWAY	0- 0	0- 2	1- 6				
0- 0	0- 0	0- 0	NEUTRAL	0- 0	0- 0	0- 0				
2- 8	0- 0	0- 0	NON-CONFERENCE	0- 0	0- 4	2- 4				
2- 3	0- 0	0- 0	HOME	0- 0	0- 2	2- 1				
0- 5	0- 0	0- 0	AWAY	0- 0	0- 2	0- 3				
0- 0	0- 0	0- 0	NEUTRAL	0- 0	0- 0	0- 0				
3- 4	0- 0	0- 0	CONFERENCE	0- 0	0- 0	3- 4				
2- 1	0- 0	0- 0	HOME	0- 0	0- 0	2- 1				
1- 3	0- 0	0- 0	AWAY	0- 0	0- 0	1- 3				
0- 0	0- 0	0- 0	NEUTRAL	0- 0	0- 0	0- 0				

RPI 1-25				RPI 26-50				RPI 51-100				RPI 101+ Team's RPI: 339					
RPI	S	Opponent	Score	RPI	S	Opponent	Score	RPI	S	Opponent	Score	RPI	S	Opponent	Score		
												138	A	UNCW	55 77		
												139	H	Portland St.	55 60		
												141	H	Montana	47 69		
												147	A	Santa Clara	55 75		
												169	H	Indiana St.	81 88		
												170	H	New Mexico St.	54 51		
												195	A	UMKC	45 73		
												242	A	East Carolina	47 59		
												257	H	UTRGV	50 66		
												259	A	Utah Valley	46 57		
												275	A	Long Beach St.	50 57		
												285	H	California Baptist	75 71		
												318	A	UC Santa Barbara	55 66		
												321	H	Incarante Word	74 63		
												340	A	Seattle U	74 73		
												345	A	Chicago St.	48 50		
												351	H	LIU Brooklyn	65 62		
LAST 12 Division I GAMES:																	
345	A	Chicago St.	48 50	285	H	California Baptist	75 71	195	A	UMKC	45 73						
257	H	UTRGV	50 66	275	A	Long Beach St.	50 57	139	H	Portland St.	55 60						
170	H	New Mexico St.	54 51	141	H	Montana	47 69	147	A	Santa Clara	55 75						
340	A	Seattle U	74 73	259	A	Utah Valley	46 57	318	A	UC Santa Barbara	55 66						
259	A	Utah Valley	46 57	147	A	Santa Clara	55 75										

Non-Div I Games:

Grand Canyon

Average RPI Win:	203	WON-LOST	WINNING	LAST 10	STRENGTH OF	OPP. STRENGTH	TEAM	ADJ.	CONF.	ADJ CONF.
Average RPI Loss:	56	RECORD	PCT. RANK	GAMES	SCHEDULE	OF SCHEDULE	RPI	RPI	RPI	RPI
DIV. I ONLY	11- 7	114	8-2	85	114	76	76	20	20	
DIV. I NON-CONF.	4- 5	190	0- 0	3	12	33	33	19	19	

TOTALS	RPI 1-25	RPI 26-50	W-L RECORDS	RPI 51-100	RPI 101-150	RPI 150+				
11- 7	0- 1	1- 3	OVERALL	1- 2	2- 1	7- 0				
6- 2	0- 0	0- 0	HOME	1- 1	2- 1	3- 0				
5- 5	0- 1	1- 3	AWAY	0- 1	0- 0	4- 0				
0- 0	0- 0	0- 0	NEUTRAL	0- 0	0- 0	0- 0				
4- 5	0- 1	1- 3	NON-CONFERENCE	1- 1	1- 0	1- 0				
3- 1	0- 0	0- 0	HOME	1- 1	1- 0	1- 0				
1- 4	0- 1	1- 3	AWAY	0- 0	0- 0	0- 0				
0- 0	0- 0	0- 0	NEUTRAL	0- 0	0- 0	0- 0				
7- 2	0- 0	0- 0	CONFERENCE	0- 1	1- 1	6- 0				
3- 1	0- 0	0- 0	HOME	0- 0	1- 1	2- 0				
4- 1	0- 0	0- 0	AWAY	0- 1	0- 0	4- 0				
0- 0	0- 0	0- 0	NEUTRAL	0- 0	0- 0	0- 0				

RPI 1-25				RPI 26-50				RPI 51-100				RPI 101+			
RPI	S	Opponent	Score	RPI	S	Opponent	Score	RPI	S	Opponent	Score	RPI	S	Opponent	Score
11	A	Marquette	54 80	32	A	South Dakota	49 55	63	H	Northwestern	55 57	115	H	Dayton	51 35
				33	A	South Dakota St.	47 77	71	H	Maine	70 39	116	H	Youngstown St.	60 42
				36	A	Missouri	56 49	93	A	Wright St.	67 85	125	H	IUPUI	63 67
				37	A	DePaul	64 73					173	H	Wisconsin	55 46

Team's RPI: 76															
LAST 12 Division I GAMES:															
306	A	Oakland	77 53	125	H	IUPUI	63 67	332	H	UIC	62 32	194	A	Milwaukee	76 62
332	A	Detroit Mercy	65 40	333	H	UIC	62 32	11	A	Marquette	54 80	332	A	Detroit Mercy	65 40
116	H	Youngstown St.	60 42	194	A	Milwaukee	76 62	173	H	Wisconsin	55 46	333	H	UIC	62 32
266	H	Cleveland St.	62 53	32	A	South Dakota	49 55								
288	A	Northern Ky.	81 61												
93	A	Wright St.	67 85												

Non-Div I Games: Wis.-Parkside 81 32

Green Bay

Average RPI Win:	243	WON-LOST	WINNING	LAST 10	STRENGTH OF	OPP. STRENGTH	TEAM	ADJ.	CONF.	ADJ CONF.
Average RPI Loss:	167	RECORD	PCT. RANK	GAMES	SCHEDULE	OF SCHEDULE	RPI	RPI	RPI	RPI
DIV. I ONLY	10- 8	133	7-3	247	259	193	193	28	28	
DIV. I NON-CONF.	3- 7	256	0- 1	168	132	252	252	29	29	

TOTALS	RPI 1-25	RPI 26-50	W-L RECORDS	RPI 51-100	RPI 101-150	RPI 150+				
10- 8	0- 1	1- 0	OVERALL	0- 1	1- 1	8- 5				
6- 2	0- 0	1- 0	HOME	0- 0	1- 1	4- 1				
4- 4	0- 1	0- 0	AWAY	0- 0	0- 0	4- 3				
0- 2	0- 0	0- 0	NEUTRAL	0- 1	0- 0	0- 1				
3- 7	0- 1	1- 0	NON-CONFERENCE	0- 1	0- 1	2- 4				
2- 2	0- 0	1- 0	HOME	0- 0	0- 1	1- 1				
1- 3	0- 1	0- 0	AWAY	0- 0	0- 0	1- 2				
0- 2	0- 0	0- 0	NEUTRAL	0- 1	0- 0	0- 1				
7- 1	0- 0	0- 0	CONFERENCE	0- 0	1- 0	6- 1				
4- 0	0- 0	0- 0	HOME	0- 0	1- 0	3- 0				
3- 1	0- 0	0- 0	AWAY	0- 0	0- 0	3- 1				
0- 0	0- 0	0- 0	NEUTRAL	0- 0	0- 0	0- 0				

RPI 1-25				RPI 26-50				RPI 51-100				RPI 101+ Team's RPI: 193			
RPI	S	Opponent	Score	RPI	S	Opponent	Score	RPI	S	Opponent	Score	RPI	S	Opponent	Score
6	A	NC State	51 83	45	H	James Madison	72 65	69	N	SFA	68 70	121	H	Chattanooga	50 58
												124	H	Radford	68 54
												190	A	UNC Asheville	61 58
												192	H	Elon	62 77
												215	A	Cornell	53 79
												229	N	Sacramento St.	61 65
												245	H	Samford	64 57
												247	H	Gardner-Webb	82 80
												249	A	Columbia	63 88
												255	A	Campbell	46 52
												273	A	Winthrop	84 63
												282	A	Fla. Atlantic	72 68
												336	A	Charleston So.	74 66
												341	H	USC Upstate	67 43
												348	H	Longwood	66 40

LAST 12 Division I GAMES:															
247	H	Gardner-Webb	82 80	229	N	Sacramento St.	61 65	341	H	USC Upstate	67 43	336	A	Charleston So.	74 66
273	A	Winthrop	84 63	249	A	Columbia	63 88	215	A	Cornell	53 79	69	N	SFA	68 70
255	A	Campbell	46 52	124	H	Radford	68 54	190	A	UNC Asheville	61 58				

Non-Div I Games: Mid-Atlantic Christ.115 48

Hampton

Average RPI Win:	235	WON-LOST	WINNING	LAST 10	STRENGTH OF	OPP. STRENGTH	TEAM	ADJ.	CONF.	ADJ CONF.
Average RPI Loss:	76	RECORD	PCT. RANK	GAMES	SCHEDULE	OF SCHEDULE	RPI	RPI	RPI	RPI
DIV. I ONLY	14- 8	104	9-1	151	164	110	110	23	23	
DIV. I NON-CONF.	7- 7	162	0- 1	87	91	113	113	24	24	

TOTALS	RPI 1-25	RPI 26-50	W-L RECORDS	RPI 51-100	RPI 101-150	RPI 150+				
14- 8	0- 3	0- 2	OVERALL	2- 1	1- 0	11- 2				
7- 2	0- 1	0- 0	HOME	2- 1	1- 0	4- 0				
7- 4	0- 1	0- 2	AWAY	0- 0	0- 0	7- 1				
0- 2	0- 1	0- 0	NEUTRAL	0- 0	0- 0	0- 1				
7- 7	0- 3	0- 2	NON-CONFERENCE	1- 1	1- 0	5- 1				
4- 2	0- 1	0- 0	HOME	1- 1	1- 0	2- 0				
3- 3	0- 1	0- 2	AWAY	0- 0	0- 0	3- 0				
0- 2	0- 1	0- 0	NEUTRAL	0- 0	0- 0	0- 1				
7- 1	0- 0	0- 0	CONFERENCE	1- 0	0- 0	6- 1				
3- 0	0- 0	0- 0	HOME	1- 0	0- 0	2- 0				
4- 1	0- 0	0- 0	AWAY	0- 0	0- 0	4- 1				
0- 0	0- 0	0- 0	NEUTRAL	0- 0	0- 0	0- 0				

RPI 1-25				RPI 26-50				RPI 51-100				RPI 101+ Team's RPI: 110			
RPI	S	Opponent	Score	RPI	S	Opponent	Score	RPI	S	Opponent	Score	RPI	S	Opponent	Score
4	N	Louisville	69 86	43	A	Villanova	41 59	61	H	Harvard	73 60	129	H	William & Mary	50 45
22	H	Michigan St.	66 74	44	A	New Mexico	65 72	71	H	Maine	49 46	161	N	Southern Ill.	50 72
24	A	Miami (FL)	62 75					86	H	Princeton	38 75	166	A	Stony Brook	64 36
												195	A	Rhode Island	65 51
												220	A	Binghamton	62 73
												260	H	Albany (NY)	82 35
												274	H	Vermont	61 32
												289	H	Bryant	67 57
												294	A	UMass Lowell	66 44
												300	A	UMBC	66 52
												301	A	Central Conn. St.	54 52
												304	A	NJIT	84 53
												323	H	Morgan St.	80 59
												327	A	New Hampshire	66 48
LAST 12 Division I GAMES:															
220	A	Binghamton	62 73	44	A	New Mexico	65 72	24	A	Miami (FL)	62 75	300	A	UMBC	66 52
260	H	Albany (NY)	82 35					166	A	Stony Brook	64 36	304	A	NJIT	84 53
327	A	New Hampshire	66 48					301	A	Central Conn. St.	54 52				
294	A	UMass Lowell	66 44												
71	H	Maine	49 46												
274	H	Vermont	61 32												

Non-Div I Games:

Hartford

Average RPI	Win:	200	WON-LOST	WINNING	LAST 10	STRENGTH OF	OPP. STRENGTH	TEAM	ADJ.	CONF.	ADJ CONF.
Average RPI	Loss:	49	RECORD	PCT. RANK	GAMES	SCHEDULE	OF SCHEDULE	RPI	RPI	RPI	RPI
DIV. I ONLY		9- 6		118	7-3	59	85	61	61	11	11
DIV. I NON-CONF.		7- 6		153	1- 0	51	31	70	70	10	10

TOTALS	RPI 1-25		RPI 26-50		W-L RECORDS	RPI 51-100		RPI 101-150		RPI 150+	
9- 6	0- 2		1- 1		OVERALL	0- 2		0- 1		8- 0	
3- 3	0- 1		0- 0		HOME	0- 2		0- 0		3- 0	
5- 3	0- 1		1- 1		AWAY	0- 0		0- 1		4- 0	
1- 0	0- 0		0- 0		NEUTRAL	0- 0		0- 0		1- 0	
7- 6	0- 2		1- 1		NON-CONFERENCE	0- 2		0- 1		6- 0	
2- 3	0- 1		0- 0		HOME	0- 2		0- 0		2- 0	
4- 3	0- 1		1- 1		AWAY	0- 0		0- 1		3- 0	
1- 0	0- 0		0- 0		NEUTRAL	0- 0		0- 0		1- 0	
2- 0	0- 0		0- 0		CONFERENCE	0- 0		0- 0		2- 0	
1- 0	0- 0		0- 0		HOME	0- 0		0- 0		1- 0	
1- 0	0- 0		0- 0		AWAY	0- 0		0- 0		1- 0	
0- 0	0- 0		0- 0		NEUTRAL	0- 0		0- 0		0- 0	

RPI 1-25				RPI 26-50				RPI 51-100				Team's RPI : 61				RPI 101+			
RPI	S	Opponent	Score	RPI	S	Opponent	Score	RPI	S	Opponent	Score	RPI	S	Opponent	Score	RPI	S	Opponent	Score
1	A	Notre Dame	58 103	28	A	Cal i forn i a	85 79	66	H	Qui nni pi ac	67 72	110	A	Hartford	60 73				
14	H	Rutgers	49 60	29	A	Purdue	65 66	71	H	Mai ne	60 67	157	A	CSUN	75 55				
												162	H	Boston U.	67 47				
												195	A	Rhode Isl and	80 47				
												205	N	Jacksonville St.	69 62				
												251	A	Dartmouth	73 57				
												251	H	Dartmouth	56 46				
												265	A	Si ena	73 54				
												286	H	La Salle	88 43				
LAST 12 Di vi si on I GAMES:																			
251	H	Dartmouth	56 46	157	A	CSUN	75 55	251	A	Dartmouth	73 57	66	H	Qui nni pi ac	67 72	205	N	Jacksonville St.	69 62
28	A	Cal i forn i a	85 79	251	A	Dartmouth	73 57	110	A	Hartford	60 73	265	A	Si ena	73 54				
195	A	Rhode Isl and	80 47																
162	H	Boston U.	67 47																
14	H	Rutgers	49 60																
71	H	Mai ne	60 67																

Non-Di v I Games:

Harvard

Average RPI Win: 230
Average RPI Loss: 153

WON-LOST
RECORD

WINNING
PCT. RANK

LAST 10
GAMES

STRENGTH OF
SCHEDULE

OPP. STRENGTH
OF SCHEDULE

TEAM
RPI

ADJ.
RPI

CONF.
RPI

ADJ CONF.
RPI

DIV. I ONLY	6- 12	259	5-5	197	174	261	261	22	22
DIV. I NON-CONF.	3- 9	271	0- 1	161	127	272	272	21	21
TOTALS	RPI 1-25	RPI 26-50	W-L RECORDS	RPI 51-100	RPI 101-150	RPI 150+			
6- 12	0- 1	0- 1	OVERALL	1- 1	1- 2	4- 7			
3- 7	0- 1	0- 0	HOME	1- 1	1- 2	1- 3			
3- 4	0- 0	0- 0	AWAY	0- 0	0- 0	3- 4			
0- 1	0- 0	0- 1	NEUTRAL	0- 0	0- 0	0- 0			
3- 9	0- 1	0- 1	NON-CONFERENCE	0- 1	1- 2	2- 4			
2- 5	0- 1	0- 0	HOME	0- 1	1- 2	1- 1			
1- 3	0- 0	0- 0	AWAY	0- 0	0- 0	1- 3			
0- 1	0- 0	0- 1	NEUTRAL	0- 0	0- 0	0- 0			
3- 3	0- 0	0- 0	CONFERENCE	1- 0	0- 0	2- 3			
1- 2	0- 0	0- 0	HOME	1- 0	0- 0	0- 2			
2- 1	0- 0	0- 0	AWAY	0- 0	0- 0	2- 1			
0- 0	0- 0	0- 0	NEUTRAL	0- 0	0- 0	0- 0			

RPI 1-25				RPI 26-50				RPI 51-100				RPI 101+ Team's RPI: 261			
RPI	S	Opponent	Score	RPI	S	Opponent	Score	RPI	S	Opponent	Score	RPI	S	Opponent	Score
3	H	Stanford	59 81	27	N	Utah	48 73	72	H	UC Davis	65 60	107	H	Idaho	69 61
								88	H	FGCU	67 73	108	H	American	57 69
												150	H	Portland	65 72
												152	H	Pepperdine	64 65
												157	H	CSUN	29 49
												174	H	UC Riverside	55 60
												219	A	Cal St. Fullerton	68 72
												224	A	UNLV	66 61
												241	A	San Diego St.	57 58
												256	A	Nevada	78 79
												258	A	San Diego	50 58
												317	A	Cal Poly	71 54
												318	A	UC Santa Barbara	47 35
												340	H	Seattle U	67 51
LAST 12 Division I GAMES:															
318	A	UC Santa Barbara	47 35	27	N	Utah	48 73	174	H	UC Riverside	55 60	224	A	UNLV	66 61
317	A	Cal Poly	71 54					107	H	Idaho	69 61				
157	H	CSUN	29 49					3	H	Stanford	59 81				
72	H	UC Davis	65 60					88	H	FGCU	67 73				
219	A	Cal St. Fullerton	68 72												
256	A	Nevada	78 79												

Non-Div I Games: Hawai i Paci fic 66 51

Hawai i

Loss, Non-Conf, S Site, H Home A Away N Neutral

Average RPI Win:	279	WON-LOST	WINNING	LAST 10	STRENGTH OF	OPP. STRENGTH	TEAM	ADJ.	CONF.	ADJ CONF.
Average RPI Loss:	94	RECORD	PCT. RANK	GAMES	SCHEDULE	OF SCHEDULE	RPI	RPI	RPI	RPI
DIV. I ONLY	11- 6	98	8-2	228	299	134	134	28	28	
DIV. I NON-CONF.	5- 4	139	0- 0	144	197	115	115	29	29	
<hr/>										
TOTALS	RPI 1-25	RPI 26-50	W-L RECORDS	RPI 51-100	RPI 101-150	RPI 150+				
11- 6	0- 1	0- 1	OVERALL	0- 1	1- 2	10- 1				
8- 0	0- 0	0- 0	HOME	0- 0	1- 0	7- 0				
3- 6	0- 1	0- 1	AWAY	0- 1	0- 2	3- 1				
0- 0	0- 0	0- 0	NEUTRAL	0- 0	0- 0	0- 0				
5- 4	0- 1	0- 1	NON-CONFERENCE	0- 1	1- 1	4- 0				
4- 0	0- 0	0- 0	HOME	0- 0	1- 0	3- 0				
1- 4	0- 1	0- 1	AWAY	0- 1	0- 1	1- 0				
0- 0	0- 0	0- 0	NEUTRAL	0- 0	0- 0	0- 0				
6- 2	0- 0	0- 0	CONFERENCE	0- 0	0- 1	6- 1				
4- 0	0- 0	0- 0	HOME	0- 0	0- 0	4- 0				
2- 2	0- 0	0- 0	AWAY	0- 0	0- 1	2- 1				
0- 0	0- 0	0- 0	NEUTRAL	0- 0	0- 0	0- 0				

RPI 1-25				RPI 26-50				RPI 51-100				RPI 101+				Team's RPI: 134
RPI	S	Opponent	Score	RPI	S	Opponent	Score	RPI	S	Opponent	Score	RPI	S	Opponent	Score	
23	A	Kentucky	49 71	39	A	Clemson	64 83	59	A	Miami (OH)	55 68	108	H	American	66 61	
												124	A	Radford	58 80	
												127	A	Davidson	62 71	
												190	A	UNC Asheville	56 67	
												247	A	Gardner-Webb	78 61	
												252	A	ETSU	73 65	
												255	H	Campbell	65 60	
												270	H	Norfolk St.	83 51	
												273	H	Winthrop	56 54	
												313	H	UNC Greensboro	82 75	
												328	H	Presbyterian	79 40	
												336	H	Charleston So.	71 64	
												341	A	USC Upstate	87 61	
												346	H	N. C. Central	80 69	
<hr/>																
LAST 12 Division I GAMES:																
255	H	Campbell	65 60	273	H	Winthrop	56 54	336	H	Charleston So.	71 64	252	A	ETSU	73 65	
190	A	UNC Asheville	56 67	39	A	Clemson	64 83	108	H	American	66 61	270	H	Norfolk St.	83 51	
247	A	Gardner-Webb	78 61					270	H	Norfolk St.	83 51					
328	H	Presbyterian	79 40					39	A	Clemson	64 83					
124	A	Radford	58 80													
341	A	USC Upstate	87 61													

Non-Div I Games: Greensboro 102 50 Mars Hill 86 36

High Point

Average RPI Win:	233	WON-LOST	WINNING	LAST 10	STRENGTH OF	OPP. STRENGTH	TEAM	ADJ.	CONF.	ADJ CONF.
Average RPI Loss:	158	RECORD	PCT. RANK	GAMES	SCHEDULE	OF SCHEDULE	RPI	RPI	RPI	RPI

DIV. I ONLY	6- 12	259	4-6	146	248	228	228	10	10
DIV. I NON-CONF.	5- 6	177	0- 0	252	334	221	221	12	12

TOTALS	RPI 1-25	RPI 26-50	W-L RECORDS	RPI 51-100	RPI 101-150	RPI 150+			
6- 12	0- 0	0- 1	OVERALL	1- 1	0- 3	5- 7			
2- 6	0- 0	0- 0	HOME	1- 0	0- 2	1- 4			
3- 4	0- 0	0- 1	AWAY	0- 0	0- 1	3- 2			
1- 2	0- 0	0- 0	NEUTRAL	0- 1	0- 0	1- 1			
5- 6	0- 0	0- 0	NON-CONFERENCE	0- 1	0- 0	5- 5			
1- 2	0- 0	0- 0	HOME	0- 0	0- 0	1- 2			
3- 2	0- 0	0- 0	AWAY	0- 0	0- 0	3- 2			
1- 2	0- 0	0- 0	NEUTRAL	0- 1	0- 0	1- 1			
1- 6	0- 0	0- 1	CONFERENCE	1- 0	0- 3	0- 2			
1- 4	0- 0	0- 0	HOME	1- 0	0- 2	0- 2			
0- 2	0- 0	0- 1	AWAY	0- 0	0- 1	0- 0			
0- 0	0- 0	0- 0	NEUTRAL	0- 0	0- 0	0- 0			

RPI 1-25	RPI 26-50	RPI 51-100	RPI 101+	Team's RPI: 228
RPI S Opponent Score	RPI S Opponent Score	RPI S Opponent Score	RPI S Opponent Score	
	45 A James Madison 54 77	67 H Northeastern 78 61	109 H Drexel 49 61	
		93 N Wright St. 64 93	122 A Towson 68 92	
			129 H William & Mary 55 60	
			165 N Marist 57 71	
			166 A Stony Brook 49 77	
			186 H Delaware 59 78	
			192 H Elon 64 77	
			209 A St. Bonaventure 67 59	
			213 A Holy Cross 66 72	
			227 H Sacred Heart 64 70	
			230 N Stetson 53 50	
			249 H Col umbi a 63 65	
			265 A Si ena 57 50	
			300 A UMBC 45 42	
			326 H Iona 74 49	
LAST 12 Division I GAMES:				
186 H Delaware 59 78	67 H Northeastern 78 61	109 H Drexel 49 61		
122 A Towson 68 92	300 A UMBC 45 42	213 A Holy Cross 66 72		
45 A James Madison 54 77	227 H Sacred Heart 64 70	230 N Stetson 53 50		
192 H Elon 64 77				
129 H William & Mary 55 60				
265 A Si ena 57 50				

Non-Div I Games: Wilmington (DE) 77 56

Hofstra

Average RPI Win:	256	WON-LOST	WINNING	LAST 10	STRENGTH OF	OPP. STRENGTH	TEAM	ADJ.	CONF.	ADJ CONF.
Average RPI Loss:	185	RECORD	PCT. RANK	GAMES	SCHEDULE	OF SCHEDULE	RPI	RPI	RPI	RPI
DIV. I ONLY	11- 9	141	4-6	310	254	213	213	19	19	
DIV. I NON-CONF.	8- 3	72	0- 0	330	292	194	194	22	22	

TOTALS	RPI 1-25	RPI 26-50	W-L RECORDS	RPI 51-100	RPI 101-150	RPI 150+				
11- 9	0- 0	0- 1	OVERALL	0- 1	0- 2	11- 5				
8- 2	0- 0	0- 0	HOME	0- 0	0- 0	8- 2				
3- 7	0- 0	0- 1	AWAY	0- 1	0- 2	3- 3				
0- 0	0- 0	0- 0	NEUTRAL	0- 0	0- 0	0- 0				
8- 3	0- 0	0- 0	NON-CONFERENCE	0- 1	0- 0	8- 2				
5- 1	0- 0	0- 0	HOME	0- 0	0- 0	5- 1				
3- 2	0- 0	0- 0	AWAY	0- 1	0- 0	3- 1				
0- 0	0- 0	0- 0	NEUTRAL	0- 0	0- 0	0- 0				
3- 6	0- 0	0- 1	CONFERENCE	0- 0	0- 2	3- 3				
3- 1	0- 0	0- 0	HOME	0- 0	0- 0	3- 1				
0- 5	0- 0	0- 1	AWAY	0- 0	0- 2	0- 2				
0- 0	0- 0	0- 0	NEUTRAL	0- 0	0- 0	0- 0				

RPI 1-25	RPI 26-50	RPI 51-100	RPI 101+	Team's RPI: 213
RPI S Opponent Score	RPI S Opponent Score	RPI S Opponent Score	RPI S Opponent Score	
	48 A Bucknell I 71 75	83 A Boston College 63 89	108 A American 58 70	
			136 A Lehigh 55 64	
			162 H Boston U. 75 69	
			195 H Rhode Island 73 65	
			203 H Rider 71 61	
			208 H Brown 85 89	
			216 H Colgate 67 70	
			218 A Navy 47 54	
			228 H Hofstra 72 66	
			260 A Albany (NY) 56 50	
			274 A Vermont 65 40	
			287 H Army West Point 58 39	
			289 A Bryant 81 62	
			294 H UMass Lowell 63 54	
			296 H Loyola Maryland 78 60	
			324 A Lafayette 63 73	
			327 A New Hampshire 62 74	
			330 H Manhattan 61 53	
LAST 12 Division I GAMES:				
	287 H Army West Point 58 39	108 A American 58 70		
	162 H Boston U. 75 69	48 A Bucknell I 71 75		
	218 A Navy 47 54	216 H Colgate 67 70		
	296 H Loyola Maryland 78 60	289 A Bryant 81 62		
	136 A Lehigh 55 64	330 H Manhattan 61 53		
	324 A Lafayette 63 73	327 A New Hampshire 62 74		

Non-Div I Games:

Holy Cross

Average RPI Win:	202	WON-LOST	WINNING	LAST 10	STRENGTH OF	OPP. STRENGTH	TEAM	ADJ.	CONF.	ADJ CONF.
Average RPI Loss:	63	RECORD	PCT. RANK	GAMES	SCHEDULE	OF SCHEDULE	RPI	RPI	RPI	RPI
DIV. I ONLY	10- 10	165	6-4	60	79	91	91	9	9	
DIV. I NON-CONF.	6- 7	172	0- 0	75	69	107	107	9	9	

TOTALS	RPI 1-25	RPI 26-50	W-L RECORDS	RPI 51-100	RPI 101-150	RPI 150+				
10- 10	0- 3	1- 2	OVERALL	0- 3	0- 2	9- 0				
3- 5	0- 2	1- 1	HOME	0- 1	0- 1	2- 0				
7- 5	0- 1	0- 1	AWAY	0- 2	0- 1	7- 0				
0- 0	0- 0	0- 0	NEUTRAL	0- 0	0- 0	0- 0				
6- 7	0- 1	1- 2	NON-CONFERENCE	0- 2	0- 2	5- 0				
1- 4	0- 1	1- 1	HOME	0- 1	0- 1	0- 0				
5- 3	0- 0	0- 1	AWAY	0- 1	0- 1	5- 0				
0- 0	0- 0	0- 0	NEUTRAL	0- 0	0- 0	0- 0				
4- 3	0- 2	0- 0	CONFERENCE	0- 1	0- 0	4- 0				
2- 1	0- 1	0- 0	HOME	0- 0	0- 0	2- 0				
2- 2	0- 1	0- 0	AWAY	0- 1	0- 0	2- 0				
0- 0	0- 0	0- 0	NEUTRAL	0- 0	0- 0	0- 0				

RPI 1-25				RPI 26-50				RPI 51-100				Team's RPI: 91	RPI 101+			
RPI	S	Opponent	Score	RPI	S	Opponent	Score	RPI	S	Opponent	Score		RPI	S	Opponent	Score
7	H	UConn	61 81	28	A	Cal i forn i a	79 80	82	A	Ci nci nnati	57 68		114	H	UT Ar l i ngton	61 65
16	A	UCF	56 58	38	H	Georgi a Tech	95 89	83	H	Boston Col l ege	57 64		144	A	Loui si ana Tech	88 100
19	H	Texas A&M	52 68	44	H	New Mexi co	84 89	88	A	FGCU	71 76		155	H	Tul sa	76 44
													177	A	Southern Mi ss.	61 44
													189	A	George Mason	66 56
													198	A	SMU	72 61
													201	H	Templ e	78 65
													243	A	Wi chi ta St.	66 58
													249	A	Col umbi a	83 72
													252	A	ETSU	84 77
													321	A	Incar nate Word	79 60

LAST 12 Division I GAMES:																
82	A	Ci nci nnati	57 68	16	A	UCF	56 58	155	H	Tul sa	76 44		189	A	George Mason	66 56
243	A	Wi chi ta St.	66 58	114	H	UT Ar l i ngton	61 65	19	H	Texas A&M	52 68		114	H	UT Ar l i ngton	61 65
201	H	Templ e	78 65	19	H	Texas A&M	52 68	252	A	ETSU	84 77		19	H	Texas A&M	52 68
198	A	SMU	72 61													
7	H	UConn	61 81													
177	A	Southern Mi ss.	61 44													

Non-Div I Games:

Houston

Average RPI Win:	310	WON-LOST	WINNING	LAST 10	STRENGTH OF	OPP. STRENGTH	TEAM	ADJ.	CONF.	ADJ CONF.
Average RPI Loss:	188	RECORD	PCT. RANK	GAMES	SCHEDULE	OF SCHEDULE	RPI	RPI	RPI	RPI
DIV. I ONLY	3- 11	310	3-7	313	270	337	337	26	26	
DIV. I NON-CONF.	1- 5	311	0- 0	258	190	327	327	23	23	

TOTALS	RPI 1-25	RPI 26-50	W-L RECORDS	RPI 51-100	RPI 101-150	RPI 150+				
3- 11	0- 0	0- 0	OVERALL	0- 2	0- 0	3- 9				
3- 3	0- 0	0- 0	HOME	0- 0	0- 0	3- 3				
0- 8	0- 0	0- 0	AWAY	0- 2	0- 0	0- 6				
0- 0	0- 0	0- 0	NEUTRAL	0- 0	0- 0	0- 0				
1- 5	0- 0	0- 0	NON-CONFERENCE	0- 1	0- 0	1- 4				
1- 1	0- 0	0- 0	HOME	0- 0	0- 0	1- 1				
0- 4	0- 0	0- 0	AWAY	0- 1	0- 0	0- 3				
0- 0	0- 0	0- 0	NEUTRAL	0- 0	0- 0	0- 0				
2- 6	0- 0	0- 0	CONFERENCE	0- 1	0- 0	2- 5				
2- 2	0- 0	0- 0	HOME	0- 0	0- 0	2- 2				
0- 4	0- 0	0- 0	AWAY	0- 1	0- 0	0- 3				
0- 0	0- 0	0- 0	NEUTRAL	0- 0	0- 0	0- 0				

RPI 1-25				RPI 26-50				RPI 51-100				RPI 101+				Team's RPI: 337
RPI	S	Opponent	Score	RPI	S	Opponent	Score	RPI	S	Opponent	Score	RPI	S	Opponent	Score	
								68	A	Lamar University	50 63	154	A	Texas Tech	76 82	
								81	A	Oklahoma St.	44 77	160	H	Abilene Christian	62 72	
												175	H	Oral Roberts	56 74	
												184	A	North Texas	75 100	
												202	A	Nicholls St.	54 77	
												210	H	Sam Houston St.	63 74	
												243	A	Wichita St.	50 68	
												267	A	Southeastern La.	65 73	
												297	H	La.-Monroe	68 60	
												312	H	New Orleans	83 74	
												321	H	Incarnate Word	60 59	
												322	A	McNeese	71 81	
LAST 12 Division I GAMES:																
267	A	Southeastern La.	65 73	321	H	Incarnate Word	60 59									
210	H	Sam Houston St.	63 74	322	A	McNeese	71 81									
160	H	Abilene Christian	62 72	297	H	La.-Monroe	68 60									
202	A	Nicholls St.	54 77	175	H	Oral Roberts	56 74									
312	H	New Orleans	83 74	81	A	Oklahoma St.	44 77									
68	A	Lamar University	50 63	184	A	North Texas	75 100									

Non-Div I Games: Howard Payne 93 60 Tex. A&M Int'l 81 48 McMurry 92 41 Southwest (NM) 100 57
Houston Baptist

Howard

H
o
w
a
r
d

Howard

Average RPI Win:	224	WON-LOST	WINNING	LAST 10	STRENGTH OF	OPP. STRENGTH	TEAM	ADJ.	CONF.	ADJ CONF.
Average RPI Loss:	98	RECORD	PCT. RANK	GAMES	SCHEDULE	OF SCHEDULE	RPI	RPI	RPI	RPI
DIV. I ONLY	12- 7	105	7-3	174	160	125	125	20	20	
DIV. I NON-CONF.	5- 5	162	0- 0	43	106	76	76	19	19	

TOTALS	RPI 1-25	RPI 26-50	W-L RECORDS	RPI 51-100	RPI 101-150	RPI 150+				
12- 7	0- 1	0- 0	OVERALL	1- 3	2- 1	9- 2				
5- 3	0- 0	0- 0	HOME	0- 3	1- 0	4- 0				
6- 4	0- 1	0- 0	AWAY	1- 0	0- 1	5- 2				
1- 0	0- 0	0- 0	NEUTRAL	0- 0	1- 0	0- 0				
5- 5	0- 1	0- 0	NON-CONFERENCE	0- 2	2- 0	3- 2				
1- 2	0- 0	0- 0	HOME	0- 2	1- 0	0- 0				
3- 3	0- 1	0- 0	AWAY	0- 0	0- 0	3- 2				
1- 0	0- 0	0- 0	NEUTRAL	0- 0	1- 0	0- 0				
7- 2	0- 0	0- 0	CONFERENCE	1- 1	0- 1	6- 0				
4- 1	0- 0	0- 0	HOME	0- 1	0- 0	4- 0				
3- 1	0- 0	0- 0	AWAY	1- 0	0- 1	2- 0				
0- 0	0- 0	0- 0	NEUTRAL	0- 0	0- 0	0- 0				

RPI 1-25				RPI 26-50				RPI 51-100				RPI 101+				Team's RPI: 125
RPI	S	Opponent	Score	RPI	S	Opponent	Score	RPI	S	Opponent	Score	RPI	S	Opponent	Score	
8	A	Iowa	58 72					55	H	Ohio	66 73	116	A	Youngstown St.	52 70	
								76	A	Green Bay	67 63	126	N	VCU	63 61	
								77	H	UNI	40 53	132	H	UT Martin	73 72	
								93	H	Wright St.	75 78	161	A	Southern Ill.	73 78	
												169	A	Indiana St.	64 59	
												173	A	Wisconsin	64 65	
												194	A	Milwaukee	67 66	
												197	A	Ole Miss	66 58	
												263	A	UTSA	58 50	
												266	A	Cleveland St.	75 50	
												288	H	Northern Ky.	70 48	
												306	H	Oakland	82 53	
												332	H	Detroit Mercy	82 47	
												333	H	UIC	71 43	

LAST 12 Division I GAMES:																
333	H	UIC	71 43	76	A	Green Bay	67 63	194	A	Milwaukee	67 66					
306	H	Oakland	82 53					93	H	Wright St.	75 78					
332	H	Detroit Mercy	82 47					161	A	Southern Ill.	73 78					
116	A	Youngstown St.	52 70					55	H	Ohio	66 73					
266	A	Cleveland St.	75 50					8	A	Iowa	58 72					
288	H	Northern Ky.	70 48													

Non-Div I Games: Purdue Northwest 101 40

IUPUI

Average RPI Win:	185	WON-LOST	WINNING	LAST 10	STRENGTH OF	OPP. STRENGTH	TEAM	ADJ.	CONF.	ADJ CONF.
Average RPI Loss:	114	RECORD	PCT. RANK	GAMES	SCHEDULE	OF SCHEDULE	RPI	RPI	RPI	RPI
DIV. I ONLY	9- 8	146	6-4	100	118	107	107	15	15	
DIV. I NON-CONF.	3- 6	241	0- 0	76	52	153	153	11	11	

TOTALS	RPI 1-25	RPI 26-50	W-L RECORDS	RPI 51-100	RPI 101-150	RPI 150+				
9- 8	0- 2	0- 1	OVERALL	1- 1	2- 2	6- 2				
5- 1	0- 0	0- 0	HOME	0- 0	1- 1	4- 0				
4- 6	0- 2	0- 1	AWAY	1- 0	1- 1	2- 2				
0- 1	0- 0	0- 0	NEUTRAL	0- 1	0- 0	0- 0				
3- 6	0- 2	0- 1	NON-CONFERENCE	0- 1	0- 0	3- 2				
2- 0	0- 0	0- 0	HOME	0- 0	0- 0	2- 0				
1- 5	0- 2	0- 1	AWAY	0- 0	0- 0	1- 2				
0- 1	0- 0	0- 0	NEUTRAL	0- 1	0- 0	0- 0				
6- 2	0- 0	0- 0	CONFERENCE	1- 0	2- 2	3- 0				
3- 1	0- 0	0- 0	HOME	0- 0	1- 1	2- 0				
3- 1	0- 0	0- 0	AWAY	1- 0	1- 1	1- 0				
0- 0	0- 0	0- 0	NEUTRAL	0- 0	0- 0	0- 0				

RPI 1-25				RPI 26-50				RPI 51-100				RPI 101+ Team's RPI: 107			
RPI	S	Opponent	Score	RPI	S	Opponent	Score	RPI	S	Opponent	Score	RPI	S	Opponent	Score
3	A	Stanford	71 115	46	A	Wyomi ng	61 64	60	N	Boi se St.	85 91	113	H	Northern Colo.	72 86
13	A	Gonzaga	51 88					100	A	Idaho St.	86 72	139	H	Portland St.	80 78
												141	A	Montana	79 82
												143	A	Montana St.	82 66
												154	A	Texas Tech	88 77
												157	H	CSUN	88 73
												188	H	Eastern Wash.	84 68
												229	H	Sacramento St.	104 66
												248	H	San Franci sco	70 63
												261	A	Hawai i	61 69
												275	A	Long Beach St.	63 70
												308	A	Weber St.	79 74
LAST 12 Division I GAMES:															
141	A	Montana	79 82	139	H	Portland St.	80 78								
143	A	Montana St.	82 66	229	H	Sacramento St.	104 66								
113	H	Northern Colo.	72 86	13	A	Gonzaga	51 88								
188	H	Eastern Wash.	84 68	46	A	Wyomi ng	61 64								
308	A	Weber St.	79 74	261	A	Hawai i	61 69								
100	A	Idaho St.	86 72	248	H	San Franci sco	70 63								

Non-Div I Games:

Idaho

Average RPI Win:	226	WON-LOST	WINNING	LAST 10	STRENGTH OF	OPP. STRENGTH	TEAM	ADJ.	CONF.	ADJ CONF.
Average RPI Loss:	61	RECORD	PCT. RANK	GAMES	SCHEDULE	OF SCHEDULE	RPI	RPI	RPI	RPI
DIV. I ONLY	11- 6	98	8-2	155	142	100	100	15	15	
DIV. I NON-CONF.	4- 4	162	0- 0	32	177	67	67	11	11	

TOTALS	RPI 1-25	RPI 26-50	W-L RECORDS	RPI 51-100	RPI 101-150	RPI 150+				
11- 6	0- 1	0- 2	OVERALL	0- 1	2- 2	9- 0				
6- 1	0- 0	0- 0	HOME	0- 0	2- 1	4- 0				
4- 4	0- 1	0- 1	AWAY	0- 1	0- 1	4- 0				
1- 1	0- 0	0- 1	NEUTRAL	0- 0	0- 0	1- 0				
4- 4	0- 1	0- 2	NON-CONFERENCE	0- 1	0- 0	4- 0				
2- 0	0- 0	0- 0	HOME	0- 0	0- 0	2- 0				
1- 3	0- 1	0- 1	AWAY	0- 1	0- 0	1- 0				
1- 1	0- 0	0- 1	NEUTRAL	0- 0	0- 0	1- 0				
7- 2	0- 0	0- 0	CONFERENCE	0- 0	2- 2	5- 0				
4- 1	0- 0	0- 0	HOME	0- 0	2- 1	2- 0				
3- 1	0- 0	0- 0	AWAY	0- 0	0- 1	3- 0				
0- 0	0- 0	0- 0	NEUTRAL	0- 0	0- 0	0- 0				

RPI 1-25				RPI 26-50				RPI 51-100 Team's RPI: 100				RPI 101+			
RPI	S	Opponent	Score	RPI	S	Opponent	Score	RPI	S	Opponent	Score	RPI	S	Opponent	Score
13	A	Gonzaga	51 70	27	A	Utah	60 74	65	A	Arizona	46 71	107	H	Idaho	72 86
				38	N	Georgia Tech	51 74					113	A	Northern Colo.	56 60
												141	H	Montana	50 34
												143	H	Montana St.	61 43
												152	H	Pepperdine	65 63
												188	H	Eastern Wash.	63 48
												229	H	Sacramento St.	73 43
												244	A	Northern Ariz.	80 69
												246	A	Southern Utah	69 57
												259	H	Utah Valley	80 68
												285	A	California Baptist	72 57
												291	N	Kennesaw St.	60 49
												308	A	Weber St.	70 57
LAST 12 Division I GAMES:															
113	A	Northern Colo.	56 60	143	H	Montana St.	61 43								
229	H	Sacramento St.	73 43	141	H	Montana	50 34								
308	A	Weber St.	70 57	107	H	Idaho	72 86								
244	A	Northern Ariz.	80 69	152	H	Pepperdine	65 63								
246	A	Southern Utah	69 57	259	H	Utah Valley	80 68								
188	H	Eastern Wash.	63 48	38	N	Georgia Tech	51 74								

Non-Div I Games: Benedictine Mesa 88 51

Idaho St.

Average RPI Win:	243	WON-LOST	WINNING	LAST 10	STRENGTH OF	OPP. STRENGTH	TEAM	ADJ.	CONF.	ADJ CONF.
Average RPI Loss:	64	RECORD	PCT. RANK	GAMES	SCHEDULE	OF SCHEDULE	RPI	RPI	RPI	RPI
DIV. I ONLY	9- 11	196	1-9	101	96	180	180	4	4	
DIV. I NON-CONF.	8- 3	72	0- 0	271	283	171	171	5	5	

TOTALS	RPI 1-25	RPI 26-50	W-L RECORDS	RPI 51-100	RPI 101-150	RPI 150+				
9- 11	0- 3	0- 3	OVERALL	0- 4	1- 0	8- 1				
7- 6	0- 2	0- 2	HOME	0- 2	0- 0	7- 0				
2- 4	0- 1	0- 1	AWAY	0- 2	1- 0	1- 0				
0- 1	0- 0	0- 0	NEUTRAL	0- 0	0- 0	0- 1				
8- 3	0- 0	0- 2	NON-CONFERENCE	0- 0	0- 0	8- 1				
7- 1	0- 0	0- 1	HOME	0- 0	0- 0	7- 0				
1- 1	0- 0	0- 1	AWAY	0- 0	0- 0	1- 0				
0- 1	0- 0	0- 0	NEUTRAL	0- 0	0- 0	0- 1				
1- 8	0- 3	0- 1	CONFERENCE	0- 4	1- 0	0- 0				
0- 5	0- 2	0- 1	HOME	0- 2	0- 0	0- 0				
1- 3	0- 1	0- 0	AWAY	0- 2	1- 0	0- 0				
0- 0	0- 0	0- 0	NEUTRAL	0- 0	0- 0	0- 0				

RPI 1-25				RPI 26-50				RPI 51-100				RPI 101+				Team's RPI: 180
RPI	S	Opponent	Score	RPI	S	Opponent	Score	RPI	S	Opponent	Score	RPI	S	Opponent	Score	
8	H	Iowa	75 94	35	H	Indiana	83 85	63	A	Northwestern	45 68	148	A	Minnesota	66 62	
14	H	Rutgers	60 71	36	H	Missouri	45 67	63	H	Northwestern	56 64	169	H	Indiana St.	75 57	
22	A	Michigan St.	60 77	39	A	Clemson	67 69	97	H	Nebraska	67 77	185	H	Eastern Mich.	72 66	
								99	A	Penn St.	48 62	211	H	SIUE	74 57	
												229	N	Sacramento St.	107 109	
												249	H	Columbia	76 69	
												299	H	Alabama A&M	88 60	
												302	H	Valparaiso	73 54	
												307	H	Murray St.	84 52	
												317	A	Cal Poly	74 51	
LAST 12 Division I GAMES:																
8	H	Iowa	75 94	63	H	Northwestern	56 64									
97	H	Nebraska	67 77	22	A	Michigan St.	60 77									
99	A	Penn St.	48 62	35	H	Indiana	83 85									
14	H	Rutgers	60 71	36	H	Missouri	45 67									
148	A	Minnesota	66 62	211	H	SIUE	74 57									
63	A	Northwestern	45 68	307	H	Murray St.	84 52									

Non-Div I Games:

Illinois

Average RPI Win:	232	WON-LOST	WINNING	LAST 10	STRENGTH OF	OPP. STRENGTH	TEAM	ADJ.	CONF.	ADJ CONF.
Average RPI Loss:	142	RECORD	PCT. RANK	GAMES	SCHEDULE	OF SCHEDULE	RPI	RPI	RPI	RPI
DIV. I ONLY	9- 8	146	6-4	218	220	191	191	12	12	
DIV. I NON-CONF.	6- 4	125	0- 0	303	304	191	191	14	14	

TOTALS	RPI 1-25	RPI 26-50	W-L RECORDS	RPI 51-100	RPI 101-150	RPI 150+				
9- 8	0- 1	0- 1	OVERALL	1- 1	0- 1	8- 4				
6- 3	0- 1	0- 0	HOME	1- 1	0- 1	5- 0				
3- 5	0- 0	0- 1	AWAY	0- 0	0- 0	3- 4				
0- 0	0- 0	0- 0	NEUTRAL	0- 0	0- 0	0- 0				
6- 4	0- 0	0- 1	NON-CONFERENCE	0- 0	0- 0	6- 3				
4- 0	0- 0	0- 0	HOME	0- 0	0- 0	4- 0				
2- 4	0- 0	0- 1	AWAY	0- 0	0- 0	2- 3				
0- 0	0- 0	0- 0	NEUTRAL	0- 0	0- 0	0- 0				
3- 4	0- 1	0- 0	CONFERENCE	1- 1	0- 1	2- 1				
2- 3	0- 1	0- 0	HOME	1- 1	0- 1	1- 0				
1- 1	0- 0	0- 0	AWAY	0- 0	0- 0	1- 1				
0- 0	0- 0	0- 0	NEUTRAL	0- 0	0- 0	0- 0				

RPI S Opponent	Score	RPI S Opponent	Score	RPI S Opponent	Score	RPI S Opponent	Score	Team's RPI: 191
15 H Drake	64 82	42 A Butler	56 58	77 H UNI	66 64	149 H Bradley	68 79	
				96 H Missouri St.	47 59	161 H Southern Ill.	60 52	
						169 A Indiana St.	44 59	
						185 A Eastern Mich.	41 50	
						195 A UMKC	62 55	
						200 H Saint Louis	72 67	
						211 A SIUE	61 68	
						217 H North Dakota	67 55	
						266 A Cleveland St.	63 67	
						288 A Northern Ky.	58 53	
						303 H Austin Peay	61 49	
						306 H Oakland	62 56	
						338 A Evansville	72 61	
LAST 12 Division I GAMES:								
161 H Southern Ill.	60 52	149 H Bradley	68 79					
338 A Evansville	72 61	96 H Missouri St.	47 59					
169 A Indiana St.	44 59	200 H Saint Louis	72 67					
15 H Drake	64 82	288 A Northern Ky.	58 53					
77 H UNI	66 64	303 H Austin Peay	61 49					
195 A UMKC	62 55	306 H Oakland	62 56					

Non-Div I Games: Maryville (MO) 61 52

Average RPI Win:	317	WON-LOST	WINNING	LAST 10	STRENGTH OF	OPP. STRENGTH	TEAM	ADJ.	CONF.	ADJ CONF.
Average RPI Loss:	164	RECORD	PCT. RANK	GAMES	SCHEDULE	OF SCHEDULE	RPI	RPI	RPI	RPI
DIV. I ONLY	2- 17	337	2-8	191	243	321	321	26	26	
DIV. I NON-CONF.	0- 11	336	0- 0	102	188	311	311	23	23	

TOTALS	RPI 1-25	RPI 26-50	W-L RECORDS	RPI 51-100	RPI 101-150	RPI 150+				
2- 17	0- 1	0- 1	OVERALL	0- 5	0- 2	2- 8				
1- 7	0- 0	0- 0	HOME	0- 4	0- 1	1- 2				
1- 10	0- 1	0- 1	AWAY	0- 1	0- 1	1- 6				
0- 0	0- 0	0- 0	NEUTRAL	0- 0	0- 0	0- 0				
0- 11	0- 1	0- 1	NON-CONFERENCE	0- 3	0- 2	0- 4				
0- 4	0- 0	0- 0	HOME	0- 2	0- 1	0- 1				
0- 7	0- 1	0- 1	AWAY	0- 1	0- 1	0- 3				
0- 0	0- 0	0- 0	NEUTRAL	0- 0	0- 0	0- 0				
2- 6	0- 0	0- 0	CONFERENCE	0- 2	0- 0	2- 4				
1- 3	0- 0	0- 0	HOME	0- 2	0- 0	1- 1				
1- 3	0- 0	0- 0	AWAY	0- 0	0- 0	1- 3				
0- 0	0- 0	0- 0	NEUTRAL	0- 0	0- 0	0- 0				

RPI 1-25				RPI 26-50				RPI 51-100				RPI 101+ Team's RPI: 321			
RPI	S	Opponent	Score	RPI	S	Opponent	Score	RPI	S	Opponent	Score	RPI	S	Opponent	Score
17	A	Arizona St.	43 81	32	A	South Dakota	43 96	54	H	Rice	63 74	114	H	UT Arlington	49 97
								65	A	Arizona	42 84	148	A	Minnesota	39 75
								68	H	Lamar University	51 77	199	A	Massachusetts	59 71
								69	H	SFA	56 66	202	A	Nicholls St.	62 86
								91	H	Houston	60 79	210	H	Sam Houston St.	56 76
												241	A	San Diego St.	38 81
												292	A	Central Ark.	43 74
												308	H	Weber St.	64 72
												312	H	New Orleans	81 69
												322	A	McNeese	68 66
												337	A	Houston Baptist	59 60
												339	A	Grand Canyon	63 74
LAST 12 Division I GAMES:															
68	H	Lamar University	51 77	337	A	Houston Baptist	59 60								
69	H	SFA	56 66	312	H	New Orleans	81 69								
292	A	Central Ark.	43 74	54	H	Rice	63 74								
210	H	Sam Houston St.	56 76	199	A	Massachusetts	59 71								
202	A	Nicholls St.	62 86	148	A	Minnesota	39 75								
322	A	McNeese	68 66	114	H	UT Arlington	49 97								

Non-Div I Games:

Incarnate Word

Average RPI Win:	130	WON-LOST	WINNING	LAST 10	STRENGTH OF	OPP. STRENGTH	TEAM	ADJ.	CONF.	ADJ CONF.
Average RPI Loss:	76	RECORD	PCT. RANK	GAMES	SCHEDULE	OF SCHEDULE	RPI	RPI	RPI	RPI
DIV. I ONLY	16- 5	45	6-4	66	31	35	35	4	4	
DIV. I NON-CONF.	11- 1	13	0- 0	126	43	20	20	5	5	

TOTALS	RPI 1-25	RPI 26-50	W-L RECORDS	RPI 51-100	RPI 101-150	RPI 150+				
16- 5	1- 1	3- 1	OVERALL	3- 2	3- 0	6- 1				
9- 2	1- 1	1- 0	HOME	3- 1	1- 0	3- 0				
5- 2	0- 0	1- 1	AWAY	0- 1	1- 0	3- 0				
2- 1	0- 0	1- 0	NEUTRAL	0- 0	1- 0	0- 1				
11- 1	0- 0	3- 0	NON-CONFERENCE	1- 0	3- 0	4- 1				
6- 0	0- 0	1- 0	HOME	1- 0	1- 0	3- 0				
3- 0	0- 0	1- 0	AWAY	0- 0	1- 0	1- 0				
2- 1	0- 0	1- 0	NEUTRAL	0- 0	1- 0	0- 1				
5- 4	1- 1	0- 1	CONFERENCE	2- 2	0- 0	2- 0				
3- 2	1- 1	0- 0	HOME	2- 1	0- 0	0- 0				
2- 2	0- 0	0- 1	AWAY	0- 1	0- 0	2- 0				
0- 0	0- 0	0- 0	NEUTRAL	0- 0	0- 0	0- 0				

RPI 1-25				RPI 26-50				RPI 51-100				RPI 101+			
RPI	S	Opponent	Score	RPI	S	Opponent	Score	RPI	S	Opponent	Score	RPI	S	Opponent	Score
18	H	Maryland	56 76	29	A	Purdue	53 56	63	H	Northwestern	69 75	103	A	Wake Forest	87 73
22	H	Michigan St.	68 64	32	N	South Dakota	68 60	74	H	Michigan	70 60	111	H	Northern Ill.	91 73
				41	A	UCLA	67 65	94	A	Ohio St.	50 55	117	N	Loyola Marymount	67 43
				42	H	Butler	66 46	96	H	Missouri St.	98 74	173	A	Wisconsin	75 68
								99	H	Penn St.	83 75	176	N	Grambling	62 65
												180	A	Illinois	85 83
												194	H	Milwaukee	68 66
												212	H	Florida	83 64
												281	H	North Florida	75 52
												306	A	Oakland	59 32

LAST 12 Division I GAMES:															
29	A	Purdue	53 56	18	H	Maryland	56 76	63	H	Northwestern	69 75	74	H	Michigan	70 60
173	A	Wisconsin	75 68	180	A	Illinois	85 83	32	N	South Dakota	68 60	176	N	Grambling	62 65
94	A	Ohio St.	50 55	117	N	Loyola Marymount	67 43								
22	H	Michigan St.	68 64												
99	H	Penn St.	83 75												

Non-Div I Games:

Indiana

Average RPI Win: 248

Average RPI Loss: 133

WON-LOST
RECORDWINNING
PCT. RANKLAST 10
GAMESSTRENGTH OF
SCHEDULEOPP. STRENGTH
OF SCHEDULETEAM
RPIADJ.
RPICONF.
RPIADJ CONF.
RPIDIV. I ONLY
DIV. I NON-CONF.8- 10
5- 5206
1624-6
0- 0125
212258
323169
172169
17212
1412
14

TOTALS

RPI 1-25

RPI 26-50

W-L RECORDS

RPI 51-100

RPI 101-150

RPI 150+

8- 10

0- 1

0- 1

OVERALL

0- 2

0- 2

8- 4

2- 4

0- 1

0- 0

HOME

0- 1

0- 2

2- 0

6- 5

0- 0

0- 1

AWAY

0- 1

0- 0

6- 3

0- 1

0- 0

0- 0

NEUTRAL

0- 0

0- 0

0- 1

5- 5

0- 0

0- 1

NON-CONFERENCE

0- 0

0- 1

5- 3

1- 1

0- 0

0- 0

HOME

0- 0

0- 1

1- 0

4- 3

0- 0

0- 1

AWAY

0- 0

0- 0

4- 2

0- 1

0- 0

0- 0

NEUTRAL

0- 0

0- 0

0- 1

3- 5

0- 1

0- 0

CONFERENCE

0- 2

0- 1

3- 1

1- 3

0- 1

0- 0

HOME

0- 1

0- 1

1- 0

2- 2

0- 0

0- 0

AWAY

0- 1

0- 0

2- 1

0- 0

0- 0

0- 0

NEUTRAL

0- 0

0- 0

0- 0

RPI 1-25

RPI 26-50

RPI 51-100

RPI 101+

Team's RPI: 169

RPI S Opponent
15 H DrakeScore
68 70RPI S Opponent
42 A ButlerScore
49 72RPI S Opponent
77 H UNI
96 A Missouri St.Score
51 71
58 71

RPI	S	Opponent	Score
125	H	IUPUI	59 64
149	H	Bradley	45 61
151	N	UC Irvine	61 77
161	A	Southern Ill.	61 58
180	A	Illinois	57 75
191	H	Illinois St.	59 44
200	A	Saint Louis	60 56
207	A	Southeast Mo. St.	62 51
222	A	Loyola Chicago	54 56
253	A	Marshall	62 53
268	A	Eastern Ill.	39 63
302	A	Valparaiso	86 82
333	H	UIC	60 53
339	A	Grand Canyon	88 81

LAST 12 Division I GAMES:

222	A	Loyola Chicago	54	56	77	H	UNI	51	71
302	A	Valparaiso	86	82	15	H	Drake	68	70
149	H	Bradley	45	61	268	A	Eastern Ill.	39	63
191	H	Illinois St.	59	44	42	A	Butler	49	72
161	A	Southern Ill.	61	58	333	H	UIC	60	53
96	A	Missouri St.	58	71	180	A	Illinois	57	75

Non-Div I Games:

Davenport

79 43

Indiana St.

Average RPI	Win:	172	WON-LOST	WINNING	LAST 10	STRENGTH OF	OPP. STRENGTH	TEAM	ADJ.	CONF.	ADJ CONF.
Average RPI	Loss:	172	RECORD	PCT. RANK	GAMES	SCHEDULE	OF SCHEDULE	RPI	RPI	RPI	RPI
DIV. I ONLY		1- 19		349	0-10	156	213	326	326	27	27
DIV. I NON-CONF.		1- 10		330	0- 0	70	109	277	277	28	28

TOTALS	RPI 1-25		RPI 26-50		W-L RECORDS	RPI 51-100		RPI 101-150		RPI 150+	
1- 19	0- 1		0- 1		OVERALL	0- 4		0- 2		1- 11	
1- 11	0- 1		0- 0		HOME	0- 2		0- 2		1- 6	
0- 8	0- 0		0- 1		AWAY	0- 2		0- 0		0- 5	
0- 0	0- 0		0- 0		NEUTRAL	0- 0		0- 0		0- 0	
1- 10	0- 1		0- 1		NON-CONFERENCE	0- 3		0- 2		1- 3	
1- 5	0- 1		0- 0		HOME	0- 1		0- 2		1- 1	
0- 5	0- 0		0- 1		AWAY	0- 2		0- 0		0- 2	
0- 0	0- 0		0- 0		NEUTRAL	0- 0		0- 0		0- 0	
0- 9	0- 0		0- 0		CONFERENCE	0- 1		0- 0		0- 8	
0- 6	0- 0		0- 0		HOME	0- 1		0- 0		0- 5	
0- 3	0- 0		0- 0		AWAY	0- 0		0- 0		0- 3	
0- 0	0- 0		0- 0		NEUTRAL	0- 0		0- 0		0- 0	

RPI 1-25				RPI 26-50				RPI 51-100				RPI 101+				Team's RPI: 326	
RPI	S	Opponent	Score	RPI	S	Opponent	Score	RPI	S	Opponent	Score	RPI	S	Opponent	Score		
25	H	Central Mi ch.	39 82	48	A	Bucknel l	43 81	66	H	Qui nni pi ac	39 76	123	H	St. John' s (NY)	35 61		
								79	A	Kansas	44 75	142	H	Fordham	40 57		
								84	A	Tol edo	38 84	165	A	Mari st	36 76		
								92	H	Penn	43 66	166	H	Stony Brook	51 53		
												172	H	George Washi ngton	52 43		
												201	A	Temple	39 59		
												203	H	Ri der	58 66		
												228	A	Hofstra	49 74		
												231	H	Ni agara	46 58		
												250	H	Monmouth	38 55		
												265	A	Si ena	47 59		
												277	H	Can i si us	40 48		
												295	H	Fai rfi el d	42 55		
												330	A	Manhattan	33 55		
LAST 12 Di vi si on I GAMES:																	
165	A	Mari st	36 76	66	H	Qui nni pi ac	39 76	295	H	Fai rfi el d	42 55	250	H	Monmouth	38 55		
330	A	Manhattan	33 55					142	H	Fordham	40 57	166	H	Stony Brook	51 53		
203	H	Ri der	58 66					92	H	Penn	43 66						
231	H	Ni agara	46 58														
277	H	Can i si us	40 48														
265	A	Si ena	47 59														

Non-Div I Games:

Iona

Average RPI	Win:	117	WON-LOST	WINNING	LAST 10	STRENGTH OF	OPP. STRENGTH	TEAM	ADJ.	CONF.	ADJ CONF.
Average RPI	Loss:	18	RECORD	PCT. RANK	GAMES	SCHEDULE	OF SCHEDULE	RPI	RPI	RPI	RPI
DIV. I ONLY		16- 4	32	8-2	7	30	8	8	4	4	
DIV. I NON-CONF.		9- 2	43	0- 1	11	40	10	10	5	5	

TOTALS	RPI 1-25		RPI 26-50		W-L RECORDS	RPI 51-100		RPI 101-150		RPI 150+	
16- 4	3- 3		1- 1		OVERALL	4- 0		3- 0		5- 0	
11- 0	2- 0		1- 0		HOME	3- 0		1- 0		4- 0	
4- 3	1- 2		0- 1		AWAY	0- 0		2- 0		1- 0	
1- 1	0- 1		0- 0		NEUTRAL	1- 0		0- 0		0- 0	
9- 2	2- 2		0- 0		NON-CONFERENCE	2- 0		2- 0		3- 0	
6- 0	1- 0		0- 0		HOME	1- 0		1- 0		3- 0	
2- 1	1- 1		0- 0		AWAY	0- 0		1- 0		0- 0	
1- 1	0- 1		0- 0		NEUTRAL	1- 0		0- 0		0- 0	
7- 2	1- 1		1- 1		CONFERENCE	2- 0		1- 0		2- 0	
5- 0	1- 0		1- 0		HOME	2- 0		0- 0		1- 0	
2- 2	0- 1		0- 1		AWAY	0- 0		1- 0		1- 0	
0- 0	0- 0		0- 0		NEUTRAL	0- 0		0- 0		0- 0	

RPI	S	Opponent	Score	Team's RPI: 8
1	A	Notre Dame	71 105	
12	H	Iowa St.	73 70	
14	H	Rutgers	72 66	
15	A	Drake	91 82	
21	N	Florida St.	67 71	
22	A	Michigan St.	70 84	

RPI	S	Opponent	Score
29	A	Purdue	57 62
29	H	Purdue	72 58

RPI	S	Opponent	Score
62	N	West Virginia	84 81
74	H	Michigan	75 61
77	H	UNI	83 57
97	H	Nebraska	77 71

RPI	S	Opponent	Score
118	A	Western Ky.	104 67
125	H	IUPUI	72 58
148	A	Minnesota	81 63
173	H	Wisconsin	71 53
175	H	Oral Roberts	90 77
180	A	Illinois	94 75
223	H	Robert Morris	92 63
346	H	N.C. Central	106 39

LAST 12 Division I GAMES:

14	H	Rutgers	72 66	21	N	Florida St.	67 71
180	A	Illinois	94 75	29	H	Purdue	72 58
74	H	Michigan	75 61	97	H	Nebraska	77 71
148	A	Minnesota	81 63	22	A	Michigan St.	70 84
29	A	Purdue	57 62	15	A	Drake	91 82
173	H	Wisconsin	71 53	77	H	UNI	83 57

Non-Div I Games:

Iowa

Average RPI Win: 106		WON-LOST RECORD	WINNING PCT. RANK	LAST 10 GAMES	STRENGTH OF SCHEDULE	OPP. STRENGTH OF SCHEDULE	TEAM RPI	ADJ. RPI	CONF. RPI	ADJ. CONF. RPI
Average RPI Loss: 27										
DIV. I ONLY		16- 5	45	7-3	2	45	12	12	3	3
DIV. I NON-CONF.		10- 2	37	3- 0	10	80	9	9	3	3
TOTALS		RPI 1-25		RPI 26-50	W-L RECORDS		RPI 51-100	RPI 101-150	RPI 150+	
16- 5	2- 2		3- 2	OVERALL		4- 1	2- 0		5- 0	
13- 1	2- 0		3- 1	HOME		2- 0	2- 0		4- 0	
2- 4	0- 2		0- 1	AWAY		2- 1	0- 0		0- 0	
1- 0	0- 0		0- 0	NEUTRAL		0- 0	0- 0		1- 0	
10- 2	2- 1		2- 1	NON-CONFERENCE		1- 0	1- 0		4- 0	
9- 0	2- 0		2- 0	HOME		1- 0	1- 0		3- 0	
0- 2	0- 1		0- 1	AWAY		0- 0	0- 0		0- 0	
1- 0	0- 0		0- 0	NEUTRAL		0- 0	0- 0		1- 0	
6- 3	0- 1		1- 1	CONFERENCE		3- 1	1- 0		1- 0	
4- 1	0- 0		1- 1	HOME		1- 0	1- 0		1- 0	
2- 2	0- 1		0- 0	AWAY		2- 1	0- 0		0- 0	
0- 0	0- 0		0- 0	NEUTRAL		0- 0	0- 0		0- 0	

RPI 1-25				Team's RPI: 12				RPI 26-50				RPI 51-100				RPI 101+			
RPI	S	Opponent	Score	RPI	S	Opponent	Score	RPI	S	Opponent	Score	RPI	S	Opponent	Score	RPI	S	Opponent	Score
2	A	Bayl or	69 84	31	H	Texas	62 64	52	H	Kansas St.	96 58	111	H	Northern Ill.	70 60				
8	A	Iowa	70 73	32	A	South Dakota	59 64	57	H	Auburn	67 64	140	H	Okl ahoma	104 78				
15	H	Drake	86 81	48	H	Bucknell I	86 61	62	A	West Vi rgi ni a	64 73	154	H	Texas Tech	105 66				
24	H	Mi ami (FL)	75 52	49	H	Arkansas	91 82	79	A	Kansas	82 73	185	N	Eastern Mi ch.	85 59				
				50	H	TCU	92 54	81	A	Okl ahoma St.	84 71	204	H	Prai rie View	94 46				
												217	H	North Dakota	87 35				
												231	H	Ni agara	95 35				
LAST 12 Di vi si on I GAMES:																			
				24	H	Mi ami (FL)	75 52	111	H	Northern Ill.	70 60								
				154	H	Texas Tech	105 66	57	H	Auburn	67 64								
				81	A	Okl ahoma St.	84 71	31	H	Texas	62 64								
				2	A	Bayl or	69 84	50	H	TCU	92 54								
				140	H	Okl ahoma	104 78	79	A	Kansas	82 73								
				62	A	West Vi rgi ni a	64 73	52	H	Kansas St.	96 58								

Non-Div I Games:

Iowa St.

Average RPI Win:	288	WON-LOST	WINNING	LAST 10	STRENGTH OF	OPP. STRENGTH	TEAM	ADJ.	CONF.	ADJ CONF.
Average RPI Loss:	185	RECORD	PCT. RANK	GAMES	SCHEDULE	OF SCHEDULE	RPI	RPI	RPI	RPI
DIV. I ONLY	4- 12	293	3-7	302	296	310	310	29	29	
DIV. I NON-CONF.	2- 7	288	0- 0	187	255	283	283	27	27	

TOTALS	RPI 1-25	RPI 26-50	W-L RECORDS	RPI 51-100	RPI 101-150	RPI 150+				
4- 12	0- 1	0- 1	OVERALL	0- 0	0- 1	4- 9				
2- 2	0- 0	0- 0	HOME	0- 0	0- 0	2- 2				
1- 9	0- 1	0- 1	AWAY	0- 0	0- 1	1- 6				
1- 1	0- 0	0- 0	NEUTRAL	0- 0	0- 0	1- 1				
2- 7	0- 1	0- 1	NON-CONFERENCE	0- 0	0- 1	2- 4				
1- 1	0- 0	0- 0	HOME	0- 0	0- 0	1- 1				
0- 5	0- 1	0- 1	AWAY	0- 0	0- 1	0- 2				
1- 1	0- 0	0- 0	NEUTRAL	0- 0	0- 0	1- 1				
2- 5	0- 0	0- 0	CONFERENCE	0- 0	0- 0	2- 5				
1- 1	0- 0	0- 0	HOME	0- 0	0- 0	1- 1				
1- 4	0- 0	0- 0	AWAY	0- 0	0- 0	1- 4				
0- 0	0- 0	0- 0	NEUTRAL	0- 0	0- 0	0- 0				

RPI 1-25				RPI 26-50				RPI 51-100				RPI 101+				Team's RPI: 310
RPI	S	Opponent	Score	RPI	S	Opponent	Score	RPI	S	Opponent	Score	RPI	S	Opponent	Score	
10	A	Mississippi St.	38 105	49	A	Arkansas	57 76					114	A	UT Arlington	63 99	
												153	N	Akron	57 74	
												176	A	Grambling	77 74	
												182	H	Southern U.	74 76	
												204	A	Prairie View	57 76	
												221	A	Memphis	67 68	
												225	A	Texas Southern	67 76	
												239	A	Alabama St.	67 74	
												254	A	Louisiana	61 68	
												267	H	Southeastern La.	45 50	
												292	H	Central Ark.	65 56	
												299	A	Alabama A&M	55 58	
												333	N	UIC	72 57	
												350	H	Alcorn	88 66	
LAST 12 Division I GAMES:																
204	A	Prairie View	57 76	176	A	Grambling	77 74									
182	H	Southern U.	74 76	225	A	Texas Southern	67 76									
350	H	Alcorn	88 66	333	N	UIC	72 57									
239	A	Alabama St.	67 74	153	N	Akron	57 74									
299	A	Alabama A&M	55 58	267	H	Southeastern La.	45 50									
49	A	Arkansas	57 76	10	A	Mississippi St.	38 105									

Non-Div I Games: Spring Hill 105 57 Millsaps 88 38

Jackson St.

Average RPI Win:	290	WON-LOST	WINNING	LAST 10	STRENGTH OF	OPP. STRENGTH	TEAM	ADJ.	CONF.	ADJ CONF.
Average RPI Loss:	167	RECORD	PCT. RANK	GAMES	SCHEDULE	OF SCHEDULE	RPI	RPI	RPI	RPI
DIV. I ONLY	8- 10	206	6-4	277	297	233	233	24	24	
DIV. I NON-CONF.	4- 6	212	0- 0	174	295	197	197	26	26	

TOTALS	RPI 1-25	RPI 26-50	W-L RECORDS	RPI 51-100	RPI 101-150	RPI 150+				
8- 10	0- 2	0- 0	OVERALL	0- 2	0- 1	8- 5				
2- 4	0- 0	0- 0	HOME	0- 0	0- 1	2- 3				
6- 4	0- 2	0- 0	AWAY	0- 1	0- 0	6- 1				
0- 2	0- 0	0- 0	NEUTRAL	0- 1	0- 0	0- 1				
4- 6	0- 2	0- 0	NON-CONFERENCE	0- 2	0- 0	4- 2				
1- 1	0- 0	0- 0	HOME	0- 0	0- 0	1- 1				
3- 3	0- 2	0- 0	AWAY	0- 1	0- 0	3- 0				
0- 2	0- 0	0- 0	NEUTRAL	0- 1	0- 0	0- 1				
4- 4	0- 0	0- 0	CONFERENCE	0- 0	0- 1	4- 3				
1- 3	0- 0	0- 0	HOME	0- 0	0- 1	1- 2				
3- 1	0- 0	0- 0	AWAY	0- 0	0- 0	3- 1				
0- 0	0- 0	0- 0	NEUTRAL	0- 0	0- 0	0- 0				

RPI 1-25				RPI 26-50				RPI 51-100				RPI 101+				Team's RPI: 233
RPI	S	Opponent	Score	RPI	S	Opponent	Score	RPI	S	Opponent	Score	RPI	S	Opponent	Score	
19	A	Texas A&M	53 73					64	N	Old Domini on	76 78	146	H	North Ala.	59 62	
21	A	Florida St.	46 79					99	A	Penn St.	61 80	171	H	Mercer	71 66	
												230	H	Stetson	56 69	
												232	A	Liberty	64 52	
												232	H	Li berty	75 85	
												264	H	Bethune-Cookman	56 58	
												281	A	North Flori da	80 72	
												291	A	Kennesaw St.	55 75	
												299	N	Al abama A&M	60 65	
												304	A	NJIT	61 56	
												320	A	FIU	73 62	
												334	H	Li pscomb	62 47	
												336	A	Charle ston So.	68 58	
												343	A	Savannah St.	68 58	

LAST 12 Division I GAMES:																
281	A	North Florida	80 72	230	H	Stetson	56 69									
304	A	NJIT	61 56	232	H	Liberty	75 85									
146	H	North Ala.	59 62	171	H	Mercer	71 66									
232	A	Liberty	64 52	320	A	FIU	73 62									
291	A	Kennesaw St.	55 75	299	N	Al abama A&M	60 65									
334	H	Lipscomb	62 47	99	A	Penn St.	61 80									

Non-Div I Games: Webber Int'l 73 39 Edward Waters 100 48 Warner 105 55

Jacksonville

Average RPI Win:	276	WON-LOST	WINNING	LAST 10	STRENGTH OF	OPP. STRENGTH	TEAM	ADJ.	CONF.	ADJ CONF.
Average RPI Loss:	109	RECORD	PCT. RANK	GAMES	SCHEDULE	OF SCHEDULE	RPI	RPI	RPI	RPI
DIV. I ONLY	8- 10	206	3-7	231	195	205	205	21	21	
DIV. I NON-CONF.	5- 5	162	0- 1	239	194	192	192	20	20	

TOTALS	RPI 1-25	RPI 26-50	W-L RECORDS	RPI 51-100	RPI 101-150	RPI 150+				
8- 10	0- 0	0- 0	OVERALL	0- 5	0- 3	8- 2				
2- 5	0- 0	0- 0	HOME	0- 3	0- 1	2- 1				
6- 3	0- 0	0- 0	AWAY	0- 1	0- 1	6- 1				
0- 2	0- 0	0- 0	NEUTRAL	0- 1	0- 1	0- 0				
5- 5	0- 0	0- 0	NON-CONFERENCE	0- 3	0- 1	5- 1				
1- 2	0- 0	0- 0	HOME	0- 2	0- 0	1- 0				
4- 1	0- 0	0- 0	AWAY	0- 0	0- 0	4- 1				
0- 2	0- 0	0- 0	NEUTRAL	0- 1	0- 1	0- 0				
3- 5	0- 0	0- 0	CONFERENCE	0- 2	0- 2	3- 1				
1- 3	0- 0	0- 0	HOME	0- 1	0- 1	1- 1				
2- 2	0- 0	0- 0	AWAY	0- 1	0- 1	2- 0				
0- 0	0- 0	0- 0	NEUTRAL	0- 0	0- 0	0- 0				

RPI 1-25				RPI 26-50				RPI 51-100				RPI 101+ Team's RPI: 205			
RPI	S	Opponent	Score	RPI	S	Opponent	Score	RPI	S	Opponent	Score	RPI	S	Opponent	Score
								59	H	Miami (OH)	41 58	106	N	Washington St.	51 64
								61	N	Harvard	62 69	120	H	Tennessee Tech	49 66
								75	A	Belmont	52 66	131	A	Morehead St.	55 66
								75	H	Belmont	41 64	154	A	Texas Tech	58 71
								95	H	Troy	63 89	158	H	Georgia St.	61 56
												197	A	Ole Miss	60 49
												211	H	SIUE	47 51
												268	H	Eastern Ill.	78 49
												290	A	Tennessee St.	62 52
												299	A	Alabama A&M	55 48
												314	A	Eastern Ky.	53 44
												334	A	Lipscomb	58 46
												349	A	Florida A&M	62 31
LAST 12 Division I GAMES:															
314	A	Eastern Ky.	53 44	106	N	Washington St.	51 64								
120	H	Tennessee Tech	49 66	131	A	Morehead St.	55 66								
75	H	Belmont	41 64	75	A	Belmont	52 66								
211	H	SIUE	47 51	95	H	Troy	63 89								
268	H	Eastern Ill.	78 49	59	H	Miami (OH)	41 58								
290	A	Tennessee St.	62 52	158	H	Georgia St.	61 56								

Non-Div I Games: Montevallo 84 52

Jacksonville St.

Average RPI Win:	186	WON-LOST	WINNING	LAST 10	STRENGTH OF	OPP. STRENGTH	TEAM	ADJ.	CONF.	ADJ CONF.
Average RPI Loss:	113	RECORD	PCT. RANK	GAMES	SCHEDULE	OF SCHEDULE	RPI	RPI	RPI	RPI
DIV. I ONLY	15- 4	37	9-1	160	135	45	45	10	10	
DIV. I NON-CONF.	8- 3	72	0- 0	184	155	66	66	12	12	

TOTALS	RPI 1-25	RPI 26-50	W-L RECORDS	RPI 51-100	RPI 101-150	RPI 150+				
15- 4	0- 1	0- 0	OVERALL	2- 0	4- 2	9- 1				
9- 0	0- 0	0- 0	HOME	2- 0	3- 0	4- 0				
6- 4	0- 1	0- 0	AWAY	0- 0	1- 2	5- 1				
0- 0	0- 0	0- 0	NEUTRAL	0- 0	0- 0	0- 0				
8- 3	0- 1	0- 0	NON-CONFERENCE	1- 0	2- 1	5- 1				
5- 0	0- 0	0- 0	HOME	1- 0	2- 0	2- 0				
3- 3	0- 1	0- 0	AWAY	0- 0	0- 1	3- 1				
0- 0	0- 0	0- 0	NEUTRAL	0- 0	0- 0	0- 0				
7- 1	0- 0	0- 0	CONFERENCE	1- 0	2- 1	4- 0				
4- 0	0- 0	0- 0	HOME	1- 0	1- 0	2- 0				
3- 1	0- 0	0- 0	AWAY	0- 0	1- 1	2- 0				
0- 0	0- 0	0- 0	NEUTRAL	0- 0	0- 0	0- 0				

RPI	S	Opponent	Score	RPI	S	Opponent	Score	RPI	S	Opponent	Score	RPI	S	Opponent	Score
18	A	Maryland	63 87					67	H	Northeastern	84 49	103	A	Wake Forest	49 50
								98	H	Georgetown	69 57	109	A	Drexel	51 35
												115	H	Dayton	68 55
												123	H	St. John's (NY)	64 51
												129	H	William & Mary	65 48
												138	A	UNCW	63 66
												172	H	George Washington	50 37
												186	A	Delaware	68 43
												192	H	Elon	82 30
												193	A	Hampton	65 72
												223	A	Robert Morris	59 36
												228	H	Hofstra	77 54
												232	A	Liberty	74 53
												273	H	Winthrop	56 39
												293	A	Col. of Charleston	91 50
												347	A	Delaware St.	103 57
LAST 12 Division I GAMES:															
293	A	Col. of Charleston	91 50	192	H	Elon	82 30								
138	A	UNCW	63 66	129	H	William & Mary	65 48								
67	H	Northeastern	84 49	223	A	Robert Morris	59 36								
228	H	Hofstra	77 54	123	H	St. John's (NY)	64 51								
109	A	Drexel	51 35	103	A	Wake Forest	49 50								
186	A	Delaware	68 43	18	A	Maryland	63 87								

Non-Div I Games:

James Madison

Average RPI Win:	171	WON-LOST	WINNING	LAST 10	STRENGTH OF	OPP. STRENGTH	TEAM	ADJ.	CONF.	ADJ CONF.
Average RPI Loss:	61	RECORD	PCT. RANK	GAMES	SCHEDULE	OF SCHEDULE	RPI	RPI	RPI	RPI
DIV. I ONLY	12- 7	105	4-6	80	49	79	79	3	3	
DIV. I NON-CONF.	10- 1	18	1- 0	211	167	41	41	3	3	

TOTALS	RPI 1-25	RPI 26-50	W-L RECORDS	RPI 51-100	RPI 101-150	RPI 150+				
12- 7	0- 2	0- 2	OVERALL	3- 2	2- 0	7- 1				
8- 3	0- 2	0- 0	HOME	0- 1	1- 0	7- 0				
2- 4	0- 0	0- 2	AWAY	2- 1	0- 0	0- 1				
2- 0	0- 0	0- 0	NEUTRAL	1- 0	1- 0	0- 0				
10- 1	0- 0	0- 0	NON-CONFERENCE	2- 1	1- 0	7- 0				
7- 0	0- 0	0- 0	HOME	0- 0	0- 0	7- 0				
1- 1	0- 0	0- 0	AWAY	1- 1	0- 0	0- 0				
2- 0	0- 0	0- 0	NEUTRAL	1- 0	1- 0	0- 0				
2- 6	0- 2	0- 2	CONFERENCE	1- 1	1- 0	0- 1				
1- 3	0- 2	0- 0	HOME	0- 1	1- 0	0- 0				
1- 3	0- 0	0- 2	AWAY	1- 0	0- 0	0- 1				
0- 0	0- 0	0- 0	NEUTRAL	0- 0	0- 0	0- 0				

RPI 1-25				RPI 26-50				RPI 51-100				RPI 101+			
RPI	S	Opponent	Score	RPI	S	Opponent	Score	RPI	S	Opponent	Score	RPI	S	Opponent	Score
2	H	Baylor	68 94	31	A	Texas	43 62	52	A	Kansas St.	61 54	106	N	Washington St.	71 63
12	H	Iowa St.	73 82	50	A	TCU	53 58	58	A	LSU	68 61	140	H	Oklahoma	88 79
								63	N	Northwestern	66 57	154	A	Texas Tech	66 69
								81	H	Oklahoma St.	62 72	175	H	Oral Roberts	70 58
								97	A	Nebraska	52 58	176	H	Grambling	76 45
												189	H	George Mason	77 56
												195	H	UMKC	67 55
												274	H	Vermont	77 36
												299	H	Alabama A&M	65 54
												326	H	Iona	75 44

LAST 12 Division I GAMES:															
50	A	TCU	53 58	63	N	Northwestern	66 57								
31	A	Texas	43 62	140	H	Oklahoma	88 79								
81	H	Oklahoma St.	62 72	12	H	Iowa St.	73 82								
2	H	Baylor	68 94	274	H	Vermont	77 36								
52	A	Kansas St.	61 54	106	N	Washington St.	71 63								
154	A	Texas Tech	66 69	176	H	Grambling	76 45								

Non-Div I Games:

Kansas

Average RPI Win:	144	WON-LOST	WINNING	LAST 10	STRENGTH OF	OPP. STRENGTH	TEAM	ADJ.	CONF.	ADJ CONF.
Average RPI Loss:	34	RECORD	PCT. RANK	GAMES	SCHEDULE	OF SCHEDULE	RPI	RPI	RPI	RPI

DIV. I ONLY	13- 8	111	5-5	34	14	52	52	3	3
DIV. I NON-CONF.	9- 3	61	0- 0	103	28	54	54	3	3

TOTALS	RPI 1-25	RPI 26-50	W-L RECORDS	RPI 51-100	RPI 101-150	RPI 150+			
13- 8	0- 4	1- 2	OVERALL	5- 2	1- 0	6- 0			
10- 2	0- 0	1- 1	HOME	3- 1	1- 0	5- 0			
2- 3	0- 2	0- 0	AWAY	1- 1	0- 0	1- 0			
1- 3	0- 2	0- 1	NEUTRAL	1- 0	0- 0	0- 0			
9- 3	0- 2	0- 1	NON-CONFERENCE	4- 0	0- 0	5- 0			
7- 0	0- 0	0- 0	HOME	2- 0	0- 0	5- 0			
1- 0	0- 0	0- 0	AWAY	1- 0	0- 0	0- 0			
1- 3	0- 2	0- 1	NEUTRAL	1- 0	0- 0	0- 0			
4- 5	0- 2	1- 1	CONFERENCE	1- 2	1- 0	1- 0			
3- 2	0- 0	1- 1	HOME	1- 1	1- 0	0- 0			
1- 3	0- 2	0- 0	AWAY	0- 1	0- 0	1- 0			
0- 0	0- 0	0- 0	NEUTRAL	0- 0	0- 0	0- 0			

RPI 1-25				RPI 26-50				RPI 51-100 Team's RPI: 52				RPI 101+			
RPI	S	Opponent	Score	RPI	S	Opponent	Score	RPI	S	Opponent	Score	RPI	S	Opponent	Score
2	A	Baylor	50 65	31	H	Texas	87 69	62	A	West Virginia	30 60	140	H	Oklahoma	86 56
9	N	Syracuse	61 70	37	N	DePaul	59 79	68	H	Lamar University	73 55	154	A	Texas Tech	66 62
12	A	Iowa St.	58 96	50	H	TCU	47 61	77	H	UNI	72 62	168	H	Vanderbilt	72 61
17	N	Arizona St.	51 65					79	H	Kansas	54 61	184	H	North Texas	60 42
								80	A	Little Rock	53 47	195	H	UMKC	61 50
								81	H	Oklahoma St.	59 48	292	H	Central Ark.	70 54
								86	N	Princeton	80 61	311	H	Omaha	61 46

LAST 12 Division I GAMES:															
				81	H	Oklahoma St.	59 48	50	H	TCU	47 61				
				154	A	Texas Tech	66 62	62	A	West Virginia	30 60				
				31	H	Texas	87 69	12	A	Iowa St.	58 96				
				79	H	Kansas	54 61	77	H	UNI	72 62				
				2	A	Baylor	50 65	292	H	Central Ark.	70 54				
				140	H	Oklahoma	86 56	17	N	Arizona St.	51 65				

Non-Div I Games:

Kansas St.

Average RPI Win:	272	WON-LOST	WINNING	LAST 10	STRENGTH OF	OPP. STRENGTH	TEAM	ADJ.	CONF.	ADJ CONF.
Average RPI Loss:	174	RECORD	PCT. RANK	GAMES	SCHEDULE	OF SCHEDULE	RPI	RPI	RPI	RPI
DIV. I ONLY	4- 14	305	2-8	164	316	291	291	24	24	
DIV. I NON-CONF.	3- 9	271	0- 0	155	310	276	276	26	26	

TOTALS	RPI 1-25	RPI 26-50	W-L RECORDS	RPI 51-100	RPI 101-150	RPI 150+				
4- 14	0- 1	0- 1	OVERALL	0- 3	0- 1	4- 8				
3- 3	0- 0	0- 0	HOME	0- 1	0- 0	3- 2				
0- 7	0- 0	0- 1	AWAY	0- 1	0- 1	0- 4				
1- 4	0- 1	0- 0	NEUTRAL	0- 1	0- 0	1- 2				
3- 9	0- 1	0- 1	NON-CONFERENCE	0- 2	0- 0	3- 5				
2- 0	0- 0	0- 0	HOME	0- 0	0- 0	2- 0				
0- 5	0- 0	0- 1	AWAY	0- 1	0- 0	0- 3				
1- 4	0- 1	0- 0	NEUTRAL	0- 1	0- 0	1- 2				
1- 5	0- 0	0- 0	CONFERENCE	0- 1	0- 1	1- 3				
1- 3	0- 0	0- 0	HOME	0- 1	0- 0	1- 2				
0- 2	0- 0	0- 0	AWAY	0- 0	0- 1	0- 1				
0- 0	0- 0	0- 0	NEUTRAL	0- 0	0- 0	0- 0				

RPI 1-25				RPI 26-50				RPI 51-100				RPI 101+ Team's RPI: 291			
RPI	S	Opponent	Score	RPI	S	Opponent	Score	RPI	S	Opponent	Score	RPI	S	Opponent	Score
22	N	Michigan St.	51 75	38	A	Georgi a Tech	35 60	88	H	FGCU	46 69	146	A	North Ala.	55 80
								89	A	Seton Hall	80 102	158	A	Georgia St.	73 79
								100	N	Idaho St.	49 60	171	A	Mercer	48 64
												232	H	Liberty	61 67
												233	H	Jacksonville	75 55
												237	H	Furman	74 63
												242	A	East Carolina	56 68
												264	N	Bethune-Cookman	61 64
												271	H	Ga. Southern	78 59
												281	H	North Florida	60 71
												300	N	UMBC	53 57
												304	A	NJIT	60 66
												346	N	N.C. Central	78 54

LAST 12 Division I GAMES:															
				88	H	FGCU	46 69	281	H	North Florida	60 71				
				232	H	Liberty	61 67	146	A	North Ala.	55 80				
				233	H	Jacksonville	75 55	38	A	Georgi a Tech	35 60				
				304	A	NJIT	60 66	158	A	Georgia St.	73 79				
				346	N	N.C. Central	78 54	171	A	Mercer	48 64				
				264	N	Bethune-Cookman	61 64	271	H	Ga. Southern	78 59				

Non-Div I Games: Middle Ga. St. 80 70

Kennesaw St.

Average RPI Win: 203

Average RPI Loss: 74

WON-LOST
RECORDWINNING
PCT. RANKLAST 10
GAMESSTRENGTH OF
SCHEDULEOPP. STRENGTH
OF SCHEDULETEAM
RPIADJ.
RPICONF.
RPIADJ CONF.
RPIDIV. I ONLY
DIV. I NON-CONF.9- 8
6- 4146
1256-4
0- 064
147117
15890
10090
1008
88
8

TOTALS

RPI 1-25

RPI 26-50

W-L RECORDS

RPI 51-100

RPI 101-150

RPI 150+

9- 8

0- 2

0- 1

OVERALL

1- 3

2- 0

6- 2

5- 2

0- 1

0- 0

HOME

0- 0

2- 0

3- 1

4- 6

0- 1

0- 1

AWAY

1- 3

0- 0

3- 1

0- 0

0- 0

0- 0

NEUTRAL

0- 0

0- 0

0- 0

6- 4

0- 1

0- 1

NON-CONFERENCE

0- 1

1- 0

5- 1

3- 1

0- 0

0- 0

HOME

0- 0

1- 0

2- 1

3- 3

0- 1

0- 1

AWAY

0- 1

0- 0

3- 0

0- 0

0- 0

0- 0

NEUTRAL

0- 0

0- 0

0- 0

3- 4

0- 1

0- 0

CONFERENCE

1- 2

1- 0

1- 1

2- 1

0- 1

0- 0

HOME

0- 0

1- 0

1- 0

1- 3

0- 0

0- 0

AWAY

1- 2

0- 0

0- 1

0- 0

0- 0

0- 0

NEUTRAL

0- 0

0- 0

0- 0

RPI 1-25

RPI 26-50

RPI 51-100

Team's RPI: 90

RPI 101+

RPI	S	Opponent	Score
6	A	NC State	61 78
25	H	Central Mich.	75 82

RPI	S	Opponent	Score
34	A	North Carolina	60 73

RPI	S	Opponent	Score
55	A	Ohio	81 83
59	A	Miami (OH)	63 79
84	A	Toledo	58 47
93	A	Wright St.	55 61

RPI	S	Opponent	Score
111	H	Northern Ill.	87 78
116	H	Youngstown St.	62 34
156	H	Duquesne	72 77
167	A	Ball St.	44 48
185	H	Eastern Mich.	71 64
209	A	St. Bonaventure	76 64
223	A	Robert Morris	54 46
288	H	Northern Ky.	62 61
304	A	NJIT	57 40
306	H	Oakland	75 65

LAST 12 Division I GAMES:

25	H	Central Mich.	75 82	59	A	Miami (OH)	63 79
55	A	Ohio	81 83	167	A	Ball St.	44 48
84	A	Toledo	58 47	209	A	St. Bonaventure	76 64
111	H	Northern Ill.	87 78	223	A	Robert Morris	54 46
185	H	Eastern Mich.	71 64	93	A	Wright St.	55 61
304	A	NJIT	57 40	156	H	Duquesne	72 77

Non-Div I Games:

Clarion

92 38

Kent St.

Average RPI Win:	145	WON-LOST	WINNING	LAST 10	STRENGTH OF	OPP. STRENGTH	TEAM	ADJ.	CONF.	ADJ CONF.
Average RPI Loss:	58	RECORD	PCT. RANK	GAMES	SCHEDULE	OF SCHEDULE	RPI	RPI	RPI	RPI
DIV. I ONLY	17- 4	29	7-3	67	36	23	23	5	5	
DIV. I NON-CONF.	13- 1	9	0- 0	129	62	19	19	6	6	

TOTALS	RPI 1-25	RPI 26-50	W-L RECORDS	RPI 51-100	RPI 101-150	RPI 150+				
17- 4	0- 3	3- 0	OVERALL	3- 0	3- 0	8- 1				
12- 1	0- 0	1- 0	HOME	1- 0	3- 0	7- 1				
2- 3	0- 3	0- 0	AWAY	2- 0	0- 0	0- 0				
3- 0	0- 0	2- 0	NEUTRAL	0- 0	0- 0	1- 0				
13- 1	0- 1	2- 0	NON-CONFERENCE	1- 0	3- 0	7- 0				
10- 0	0- 0	0- 0	HOME	1- 0	3- 0	6- 0				
0- 1	0- 1	0- 0	AWAY	0- 0	0- 0	0- 0				
3- 0	0- 0	2- 0	NEUTRAL	0- 0	0- 0	1- 0				
4- 3	0- 2	1- 0	CONFERENCE	2- 0	0- 0	1- 1				
2- 1	0- 0	1- 0	HOME	0- 0	0- 0	1- 1				
2- 2	0- 2	0- 0	AWAY	2- 0	0- 0	0- 0				
0- 0	0- 0	0- 0	NEUTRAL	0- 0	0- 0	0- 0				

RPI 1-25				Team's RPI: 23				RPI 26-50				RPI 51-100				RPI 101+			
RPI	S	Opponent	Score	RPI	S	Opponent	Score	RPI	S	Opponent	Score	RPI	S	Opponent	Score				
4	A	Louisville	75 80	34	N	North Carolina	85 75	53	A	Tennessee	73 71	102	H	Virginia	63 51				
10	A	Mississippi St.	71 86	36	H	Missouri	52 41	58	A	LSU	64 60	131	H	Morehead St.	87 57				
19	A	Texas A&M	71 73	41	N	UCLA	75 74	73	H	Middle Tenn.	72 55	134	H	High Point	71 49				
												159 N South Fla.				85 63			
												168 H Vanderbilt				77 55			
												182 H Southern U.				91 41			
												195 H Rhode Island				75 52			
												197 H Ole Miss				49 55			
												227 H Sacred Heart				71 43			
												239 H Alabama St.				87 35			
												307 H Murray St.				88 49			
												331 H Western Caro.				99 39			
LAST 12 Division I GAMES:																			
58 A LSU				64 60	19 A Texas A&M				71 73										
197 H Ole Miss				49 55	36 H Missouri				52 41										
53 A Tennessee				73 71	307 H Murray St.				88 49										
10 A Mississippi St.				71 86	331 H Western Caro.				99 39										
168 H Vanderbilt				77 55	73 H Middle Tenn.				72 55										
227 H Sacred Heart				71 43	4 A Louisville				75 80										

Non-Div I Games:

Kentucky

Average RPI Win:	324	WON-LOST	WINNING	LAST 10	STRENGTH OF	OPP. STRENGTH	TEAM	ADJ.	CONF.	ADJ CONF.
Average RPI Loss:	258	RECORD	PCT. RANK	GAMES	SCHEDULE	OF SCHEDULE	RPI	RPI	RPI	RPI
DIV. I ONLY	1- 18	347	1-9	338	349	351	351	31	31	
DIV. I NON-CONF.	1- 10	330	0- 0	337	345	351	351	31	31	

TOTALS	RPI 1-25	RPI 26-50	W-L RECORDS	RPI 51-100	RPI 101-150	RPI 150+				
1- 18	0- 0	0- 0	OVERALL	0- 1	0- 1	1- 16				
1- 7	0- 0	0- 0	HOME	0- 0	0- 0	1- 7				
0- 10	0- 0	0- 0	AWAY	0- 1	0- 1	0- 8				
0- 1	0- 0	0- 0	NEUTRAL	0- 0	0- 0	0- 1				
1- 10	0- 0	0- 0	NON-CONFERENCE	0- 1	0- 1	1- 8				
1- 3	0- 0	0- 0	HOME	0- 0	0- 0	1- 3				
0- 6	0- 0	0- 0	AWAY	0- 1	0- 1	0- 4				
0- 1	0- 0	0- 0	NEUTRAL	0- 0	0- 0	0- 1				
0- 8	0- 0	0- 0	CONFERENCE	0- 0	0- 0	0- 8				
0- 4	0- 0	0- 0	HOME	0- 0	0- 0	0- 4				
0- 4	0- 0	0- 0	AWAY	0- 0	0- 0	0- 4				
0- 0	0- 0	0- 0	NEUTRAL	0- 0	0- 0	0- 0				

RPI 1-25				RPI 26-50				RPI 51-100				RPI 101+ Team's RPI: 351					
RPI	S	Opponent	Score	RPI	S	Opponent	Score	RPI	S	Opponent	Score	RPI	S	Opponent	Score		
								74	A	Michigan	38	83	136	A	Lehigh	38	72
												151	N	UC Irvine	71	84	
												223	H	Robert Morris	37	89	
												226	A	Mt. St. Mary's	45	61	
												227	A	Sacred Heart	53	75	
												238	H	Saint Francis (PA)	66	80	
												276	H	St. Francis Brooklyn	67	79	
												287	H	Army West Point	42	57	
												289	A	Bryant	62	69	
												294	H	UMass Lowell	64	69	
												295	A	Fairfield	43	71	
												301	A	Central Conn. St.	57	63	
												304	H	NJIT	51	72	
												309	A	Saint Peter's	59	86	
												324	H	Lafayette	55	50	
												330	A	Manhattan	46	61	
												339	A	Grand Canyon	62	65	
												342	H	Fairleigh Dickinson	52	69	
LAST 12 Division I GAMES:																	
276	H	St. Francis Brooklyn	67	79	301	A	Central Conn. St.	57	63								
342	H	Fairleigh Dickinson	52	69	226	A	Mt. St. Mary's	45	61								
223	H	Robert Morris	37	89	324	H	Lafayette	55	50								
238	H	Saint Francis (PA)	66	80	136	A	Lehigh	38	72								
227	A	Sacred Heart	53	75	304	H	NJIT	51	72								
289	A	Bryant	62	69	74	A	Michigan	38	83								

Non-Div I Games:

LIU Brooklyn

Average RPI Win:	162	WON-LOST	WINNING	LAST 10	STRENGTH OF	OPP. STRENGTH	TEAM	ADJ.	CONF.	ADJ CONF.
Average RPI Loss:	62	RECORD	PCT. RANK	GAMES	SCHEDULE	OF SCHEDULE	RPI	RPI	RPI	RPI
DIV. I ONLY	12- 7	105	6-4	37	78	58	58	5	5	
DIV. I NON-CONF.	9- 3	61	0- 0	69	171	57	57	6	6	

TOTALS	RPI 1-25	RPI 26-50	W-L RECORDS	RPI 51-100	RPI 101-150	RPI 150+				
12- 7	2- 3	0- 0	OVERALL	1- 2	2- 2	7- 0				
8- 4	1- 2	0- 0	HOME	1- 1	1- 1	5- 0				
4- 3	1- 1	0- 0	AWAY	0- 1	1- 1	2- 0				
0- 0	0- 0	0- 0	NEUTRAL	0- 0	0- 0	0- 0				
9- 3	1- 1	0- 0	NON-CONFERENCE	1- 1	1- 1	6- 0				
7- 2	0- 0	0- 0	HOME	1- 1	1- 1	5- 0				
2- 1	1- 1	0- 0	AWAY	0- 0	0- 0	1- 0				
0- 0	0- 0	0- 0	NEUTRAL	0- 0	0- 0	0- 0				
3- 4	1- 2	0- 0	CONFERENCE	0- 1	1- 1	1- 0				
1- 2	1- 2	0- 0	HOME	0- 0	0- 0	0- 0				
2- 2	0- 0	0- 0	AWAY	0- 1	1- 1	1- 0				
0- 0	0- 0	0- 0	NEUTRAL	0- 0	0- 0	0- 0				

RPI 1-25				RPI 26-50				RPI 51-100				Team's RPI: 58				RPI 101+			
RPI	S	Opponent	Score	RPI	S	Opponent	Score	RPI	S	Opponent	Score			RPI	S	Opponent	Score		
14	A	Rutgers	43 57					53	A	Tennessee	65 74			101	A	Alabama	62 56		
19	H	Texas A&M	63 52					79	H	Kansas	61 68			112	H	Tulane	54 56		
20	H	South Carolina	53 76					80	H	Little Rock	60 45			113	H	Northern Colo.	62 57		
21	A	Florida St.	58 45											130	A	Georgia	50 63		
23	H	Kentucky	60 64											159	H	South Fla.	78 49		

Average RPI Win:	237	WON-LOST	WINNING	LAST 10	STRENGTH OF	OPP. STRENGTH	TEAM	ADJ.	CONF.	ADJ CONF.
Average RPI Loss:	148	RECORD	PCT. RANK	GAMES	SCHEDULE	OF SCHEDULE	RPI	RPI	RPI	RPI
DIV. I ONLY	3- 18	330	1-9	124	199	286	286	17	17	
DIV. I NON-CONF.	3- 11	292	0- 0	84	231	233	233	16	16	

TOTALS	RPI 1-25	RPI 26-50	W-L RECORDS	RPI 51-100	RPI 101-150	RPI 150+				
3- 18	0- 0	0- 2	OVERALL	0- 3	0- 5	3- 8				
1- 7	0- 0	0- 0	HOME	0- 0	0- 2	1- 5				
0- 11	0- 0	0- 2	AWAY	0- 3	0- 3	0- 3				
2- 0	0- 0	0- 0	NEUTRAL	0- 0	0- 0	2- 0				
3- 11	0- 0	0- 2	NON-CONFERENCE	0- 3	0- 3	3- 3				
1- 3	0- 0	0- 0	HOME	0- 0	0- 2	1- 1				
0- 8	0- 0	0- 2	AWAY	0- 3	0- 1	0- 2				
2- 0	0- 0	0- 0	NEUTRAL	0- 0	0- 0	2- 0				
0- 7	0- 0	0- 0	CONFERENCE	0- 0	0- 2	0- 5				
0- 4	0- 0	0- 0	HOME	0- 0	0- 0	0- 4				
0- 3	0- 0	0- 0	AWAY	0- 0	0- 2	0- 1				
0- 0	0- 0	0- 0	NEUTRAL	0- 0	0- 0	0- 0				

RPI	S	Opponent	Score	RPI	S	Opponent	Score	RPI	S	Opponent	Score	RPI	S	Opponent	Score
40	A	Oregon St.	46 100	61	A	Harvard	43 88	109	H	Drexel	43 58				
43	A	Villanova	68 81	87	A	Providence	47 77	115	A	Dayton	45 84				
				92	A	Penn	34 65	122	A	Towson	68 92				
								123	H	St. John's (NY)	57 83				
								126	A	VCU	38 68				
								152	N	Pepperdine	62 55				
								156	H	Duquesne	62 66				
								172	H	George Washington	59 67				
								199	H	Massachusetts	60 74				
								201	A	Temple	47 75				
								223	A	Robert Morris	39 67				
								240	H	Howard	54 57				
								270	H	Norfolk St.	62 52				
								272	H	Richmond	60 74				
								284	A	Saint Joseph's	57 60				
								288	N	Northern Ky.	74 56				
LAST 12 Division I GAMES:															
284	A	Saint Joseph's	57 60	272	H	Richmond	60 74								
172	H	George Washington	59 67	156	H	Duquesne	62 66								
199	H	Massachusetts	60 74	87	A	Providence	47 77								
126	A	VCU	38 68	152	N	Pepperdine	62 55								
115	A	Dayton	45 84	288	N	Northern Ky.	74 56								
201	A	Temple	47 75	123	H	St. John's (NY)	57 83								

Non-Div I Games:

La Salle

Average RPI Win:	310	WON-LOST	WINNING	LAST 10	STRENGTH OF	OPP. STRENGTH	TEAM	ADJ.	CONF.	ADJ CONF.
Average RPI Loss:	188	RECORD	PCT. RANK	GAMES	SCHEDULE	OF SCHEDULE	RPI	RPI	RPI	RPI
DIV. I ONLY	5- 11	271	2-8	324	256	297	297	13	13	
DIV. I NON-CONF.	4- 5	190	0- 0	349	327	318	318	15	15	

TOTALS	RPI 1-25	RPI 26-50	W-L RECORDS	RPI 51-100	RPI 101-150	RPI 150+				
5- 11	0- 0	0- 0	OVERALL	0- 2	0- 1	5- 8				
3- 2	0- 0	0- 0	HOME	0- 0	0- 0	3- 2				
2- 9	0- 0	0- 0	AWAY	0- 2	0- 1	2- 6				
0- 0	0- 0	0- 0	NEUTRAL	0- 0	0- 0	0- 0				
4- 5	0- 0	0- 0	NON-CONFERENCE	0- 0	0- 0	4- 5				
2- 1	0- 0	0- 0	HOME	0- 0	0- 0	2- 1				
2- 4	0- 0	0- 0	AWAY	0- 0	0- 0	2- 4				
0- 0	0- 0	0- 0	NEUTRAL	0- 0	0- 0	0- 0				
1- 6	0- 0	0- 0	CONFERENCE	0- 2	0- 1	1- 3				
1- 1	0- 0	0- 0	HOME	0- 0	0- 0	1- 1				
0- 5	0- 0	0- 0	AWAY	0- 2	0- 1	0- 2				
0- 0	0- 0	0- 0	NEUTRAL	0- 0	0- 0	0- 0				

RPI 1-25				RPI 26-50				RPI 51-100				RPI 101+				Team's RPI: 297
RPI	S	Opponent	Score	RPI	S	Opponent	Score	RPI	S	Opponent	Score	RPI	S	Opponent	Score	
								80	A	Little Rock	44 63	133	A	South Alabama	49 77	
								95	A	Troy	56 78	154	A	Texas Tech	42 86	
												158	H	Georgia St.	41 56	
												187	A	Arkansas St.	54 64	
												198	A	SMU	38 49	
												202	H	Nicholls St.	54 55	
												254	A	Louisiana	45 52	
												267	A	Southeastern La.	42 49	
												271	H	Ga. Southern	58 57	
												312	A	New Orleans	57 44	
												316	H	Mississippi Val.	72 65	
												322	H	McNeese	69 60	
												329	A	Northwestern St.	63 55	
												337	A	Houston Baptist	60 68	
LAST 12 Division I GAMES:																
254	A	Louisiana	45 52	133	A	South Alabama	49 77									
158	H	Georgia St.	41 56	95	A	Troy	56 78									
271	H	Ga. Southern	58 57	267	A	Southeastern La.	42 49									
187	A	Arkansas St.	54 64	202	H	Nicholls St.	54 55									
80	A	Little Rock	44 63	316	H	Mississippi Val.	72 65									
337	A	Houston Baptist	60 68	329	A	Northwestern St.	63 55									

Non-Div I Games: LSU-Alexandria 93 62 Ark. -Monticello 70 39

La. -Monroe

Average RPI Win:	261	WON-LOST	WINNING	LAST 10	STRENGTH OF	OPP. STRENGTH	TEAM	ADJ.	CONF.	ADJ CONF.
Average RPI Loss:	225	RECORD	PCT. RANK	GAMES	SCHEDULE	OF SCHEDULE	RPI	RPI	RPI	RPI
DIV. I ONLY	7- 13	255	2-8	335	294	324	324	19	19	
DIV. I NON-CONF.	5- 6	177	0- 1	351	338	334	334	22	22	

TOTALS	RPI 1-25	RPI 26-50	W-L RECORDS	RPI 51-100	RPI 101-150	RPI 150+				
7- 13	0- 0	0- 1	OVERALL	0- 0	0- 2	7- 10				
5- 5	0- 0	0- 1	HOME	0- 0	0- 1	5- 3				
2- 7	0- 0	0- 0	AWAY	0- 0	0- 1	2- 6				
0- 1	0- 0	0- 0	NEUTRAL	0- 0	0- 0	0- 1				
5- 6	0- 0	0- 0	NON-CONFERENCE	0- 0	0- 0	5- 6				
3- 2	0- 0	0- 0	HOME	0- 0	0- 0	3- 2				
2- 3	0- 0	0- 0	AWAY	0- 0	0- 0	2- 3				
0- 1	0- 0	0- 0	NEUTRAL	0- 0	0- 0	0- 1				
2- 7	0- 0	0- 1	CONFERENCE	0- 0	0- 2	2- 4				
2- 3	0- 0	0- 1	HOME	0- 0	0- 1	2- 1				
0- 4	0- 0	0- 0	AWAY	0- 0	0- 1	0- 3				
0- 0	0- 0	0- 0	NEUTRAL	0- 0	0- 0	0- 0				

RPI 1-25				RPI 26-50				RPI 51-100				RPI 101+				Team's RPI: 324
RPI	S	Opponent	Score	RPI	S	Opponent	Score	RPI	S	Opponent	Score	RPI	S	Opponent	Score	
				48	H	Bucknel I	47 56					108	A	American	45 60	
												136	H	Lehigh	43 70	
												162	H	Boston U.	44 47	
												186	N	Delaware	47 65	
												213	H	Holy Cross	73 63	
												215	H	Cornell I	59 62	
												216	A	Colgate	49 60	
												218	H	Navy	55 42	
												220	H	Binghamton	59 50	
												250	H	Monmouth	73 69	
												260	H	Albany (NY)	67 66	
												282	A	Fla. Atlantic	49 53	
												287	A	Army West Point	50 65	
												296	A	Loyola Maryland	50 62	
												309	H	Saint Peter's	60 62	
												325	A	Wagner	66 43	
												330	A	Manhattan	49 60	
												342	A	Fairleigh Dickinson	63 57	
												351	A	LIU Brooklyn	50 55	
LAST 12 Division I GAMES:																
				108	A	American	45 60	186	N	Delaware	47 65					
				218	H	Navy	55 42	162	H	Boston U.	44 47					
				296	A	Loyola Maryland	50 62	213	H	Holy Cross	73 63					
				287	A	Army West Point	50 65	136	H	Lehigh	43 70					
				48	H	Bucknel I	47 56	351	A	LIU Brooklyn	50 55					
				216	A	Colgate	49 60	215	H	Cornell I	59 62					

Non-Div I Games:

Lafayette

Average RPI Win:	233	WON-LOST	WINNING	LAST 10	STRENGTH OF	OPP. STRENGTH	TEAM	ADJ.	CONF.	ADJ CONF.
Average RPI Loss:	70	RECORD	PCT. RANK	GAMES	SCHEDULE	OF SCHEDULE	RPI	RPI	RPI	RPI
DIV. I ONLY	11- 4	61	10-0	163	209	68	68	26	26	
DIV. I NON-CONF.	3- 4	199	0- 0	7	30	25	25	23	23	

TOTALS	RPI 1-25	RPI 26-50	W-L RECORDS	RPI 51-100	RPI 101-150	RPI 150+				
11- 4	1- 1	0- 0	OVERALL	1- 2	0- 0	9- 1				
6- 0	0- 0	0- 0	HOME	1- 0	0- 0	5- 0				
5- 3	1- 1	0- 0	AWAY	0- 1	0- 0	4- 1				
0- 1	0- 0	0- 0	NEUTRAL	0- 1	0- 0	0- 0				
3- 4	1- 1	0- 0	NON-CONFERENCE	1- 2	0- 0	1- 1				
1- 0	0- 0	0- 0	HOME	1- 0	0- 0	0- 0				
2- 3	1- 1	0- 0	AWAY	0- 1	0- 0	1- 1				
0- 1	0- 0	0- 0	NEUTRAL	0- 1	0- 0	0- 0				
8- 0	0- 0	0- 0	CONFERENCE	0- 0	0- 0	8- 0				
5- 0	0- 0	0- 0	HOME	0- 0	0- 0	5- 0				
3- 0	0- 0	0- 0	AWAY	0- 0	0- 0	3- 0				
0- 0	0- 0	0- 0	NEUTRAL	0- 0	0- 0	0- 0				

RPI 1-25				RPI 26-50				RPI 51-100				RPI 101+			
RPI	S	Opponent	Score	RPI	S	Opponent	Score	RPI	S	Opponent	Score	RPI	S	Opponent	Score
10	A	Mississippi St.	53 104					52	A	Kansas St.	55 73	163	A	Denver	110 117
19	A	Texas A&M	74 68					55	N	Ohio	62 87	202	H	Nicholls St.	78 65
								70	H	Pacific	82 66	210	A	Sam Houston St.	83 72
												254	A	Louisiana	79 77
												267	H	Southeastern La.	94 54
												279	H	A&M-Corpus Christi	76 58
												292	H	Central Ark.	57 37
												312	A	New Orleans	79 57
												321	A	Incarnate Word	77 51
												337	H	Houston Baptist	63 50

Team's RPI: 68															
LAST 12 Division I GAMES:															
				321	A	Incarnate Word	77 51	202	H	Nicholls St.	78 65				
				267	H	Southeastern La.	94 54	210	A	Sam Houston St.	83 72				
				292	H	Central Ark.	57 37	70	H	Pacific	82 66				
				312	A	New Orleans	79 57	52	A	Kansas St.	55 73				
				279	H	A&M-Corpus Christi	76 58	19	A	Texas A&M	74 68				
				337	H	Houston Baptist	63 50	55	N	Ohio	62 87				

Non-Div I Games: LeTourneau 104 27 Louisiana Col. 94 43 McMurry 100 37 Howard Payne 93 37 Lamar University

Average RPI Win: 261

Average RPI Loss: 88

WON-LOST
RECORDWINNING
PCT. RANKLAST 10
GAMESSTRENGTH OF
SCHEDULEOPP. STRENGTH
OF SCHEDULETEAM
RPIADJ.
RPICONF.
RPIADJ CONF.
RPIDIV. I ONLY
DIV. I NON-CONF.13- 6
7- 374
836-4
0- 1193
180261
273136
141136
14119
2219
22

TOTALS

RPI 1-25

RPI 26-50

W-L RECORDS

RPI 51-100

RPI 101-150

RPI 150+

13- 6

0- 1

0- 2

OVERALL

0- 0

0- 1

13- 2

8- 3

0- 0

0- 1

HOME

0- 0

0- 1

8- 1

5- 3

0- 1

0- 1

AWAY

0- 0

0- 0

5- 1

0- 0

0- 0

0- 0

NEUTRAL

0- 0

0- 0

0- 0

7- 3

0- 1

0- 1

NON-CONFERENCE

0- 0

0- 0

7- 1

5- 2

0- 0

0- 1

HOME

0- 0

0- 0

5- 1

2- 1

0- 1

0- 0

AWAY

0- 0

0- 0

2- 0

0- 0

0- 0

0- 0

NEUTRAL

0- 0

0- 0

0- 0

6- 3

0- 0

0- 1

CONFERENCE

0- 0

0- 1

6- 1

3- 1

0- 0

0- 0

HOME

0- 0

0- 1

3- 0

3- 2

0- 0

0- 1

AWAY

0- 0

0- 0

3- 1

0- 0

0- 0

0- 0

NEUTRAL

0- 0

0- 0

0- 0

RPI 1-25

RPI 26-50

RPI 51-100

RPI 101+

Team's RPI: 136

RPI	S	Opponent	Score
1	A	Notre Dame	68 95

RPI	S	Opponent	Score
43	H	Villanova	48 70
48	A	Bucknell	53 71

RPI	S	Opponent	Score
-----	---	----------	-------

RPI	S	Opponent	Score
108	H	American	53 61
162	A	Boston U.	45 58
164	H	Charlotte	60 62
213	H	Holy Cross	64 55
215	H	Cornell	67 54
216	H	Colgate	86 58
218	A	Navy	56 38
220	A	Binghamton	65 55
227	H	Sacred Heart	70 66
250	H	Monmouth	63 48
270	H	Norfolk St.	62 41
287	A	Army West Point	73 50
296	H	Loyola Maryland	51 42
301	A	Central Conn. St.	88 62
324	A	Lafayette	70 43
351	H	LIU Brooklyn	72 38

LAST 12 Division I GAMES:

287	A	Army West Point	73 50
216	H	Colgate	86 58
108	H	American	53 61
48	A	Bucknell	53 71
162	A	Boston U.	45 58
213	H	Holy Cross	64 55

164	H	Charlotte	60 62
296	H	Loyola Maryland	51 42
218	A	Navy	56 38
324	A	Lafayette	70 43
1	A	Notre Dame	68 95
351	H	LIU Brooklyn	72 38

Non-Div I Games:

Kutztown

73 39

Lehigh

■ Loss,
 ■ Non-Conf,
 S Site,
 ■ Home
 ■ Away
 N Neutral

Average RPI Win:	255	WON-LOST	WINNING	LAST 10	STRENGTH OF	OPP. STRENGTH	TEAM	ADJ.	CONF.	ADJ CONF.
Average RPI Loss:	172	RECORD	PCT. RANK	GAMES	SCHEDULE	OF SCHEDULE	RPI	RPI	RPI	RPI
DIV. I ONLY	7- 12	243	6-4	231	240	232	232	24	24	
DIV. I NON-CONF.	3- 9	271	0- 1	158	229	263	263	26	26	

TOTALS	RPI 1-25	RPI 26-50	W-L RECORDS	RPI 51-100	RPI 101-150	RPI 150+				
7- 12	0- 1	0- 1	OVERALL	0- 2	0- 1	7- 7				
2- 3	0- 0	0- 1	HOME	0- 1	0- 0	2- 1				
4- 6	0- 0	0- 0	AWAY	0- 1	0- 1	4- 4				
1- 3	0- 1	0- 0	NEUTRAL	0- 0	0- 0	1- 2				
3- 9	0- 1	0- 1	NON-CONFERENCE	0- 1	0- 1	3- 5				
1- 2	0- 0	0- 1	HOME	0- 1	0- 0	1- 0				
1- 4	0- 0	0- 0	AWAY	0- 0	0- 1	1- 3				
1- 3	0- 1	0- 0	NEUTRAL	0- 0	0- 0	1- 2				
4- 3	0- 0	0- 0	CONFERENCE	0- 1	0- 0	4- 2				
1- 1	0- 0	0- 0	HOME	0- 0	0- 0	1- 1				
3- 2	0- 0	0- 0	AWAY	0- 1	0- 0	3- 1				
0- 0	0- 0	0- 0	NEUTRAL	0- 0	0- 0	0- 0				

RPI 1-25				RPI 26-50				RPI 51-100				RPI 101+ Team's RPI: 232			
RPI	S	Opponent	Score	RPI	S	Opponent	Score	RPI	S	Opponent	Score	RPI	S	Opponent	Score
16	N	UCF	45 53	45	H	James Madison	53 74	78	H	Virginia Tech	61 72	121	A	Chattanooga	60 75
								88	A	FGCU	50 68	156	N	Duquesne	55 51
												164	N	Charlotte	61 63
												230	A	Stetson	52 69
												233	A	Jacksonville	85 75
												233	H	Jacksonville	52 64
												238	H	Saint Francis (PA)	82 53
												242	A	East Carolina	63 66
												252	A	ETSU	89 86
												264	A	Bethune-Cookman	76 81
												270	N	Norfolk St.	53 66
												281	H	North Florida	69 53
												291	A	Kennesaw St.	67 61
												313	A	UNC Greensboro	45 48
												334	A	Lipscomb	77 60

LAST 12 Division I GAMES:															
233	A	Jacksonville	85 75	270	N	Norfolk St.	53 66								
281	H	North Florida	69 53	334	A	Lipscomb	77 60								
291	A	Kennesaw St.	67 61	156	N	Duquesne	55 51								
233	H	Jacksonville	52 64	16	N	UCF	45 53								
230	A	Stetson	52 69	313	A	UNC Greensboro	45 48								
88	A	FGCU	50 68	242	A	East Carolina	63 66								

Non-Div I Games: West Chester 61 42

Liberty

Average RPI Win: 295	WON-LOST RECORD	WINNING PCT. RANK	LAST 10 GAMES	STRENGTH OF SCHEDULE	OPP. STRENGTH OF SCHEDULE	TEAM RPI	ADJ. RPI	CONF. RPI	ADJ CONF. RPI
Average RPI Loss: 190									
DIV. I ONLY	2- 18	340	0-10	224	302	334	334	24	24
DIV. I NON-CONF.	2- 11	316	0- 0	159	317	296	296	26	26

TOTALS	RPI 1-25	RPI 26-50	W-L RECORDS	RPI 51-100	RPI 101-150	RPI 150+			
2- 18	0- 0	0- 1	OVERALL	0- 3	0- 4	2- 10			
1- 7	0- 0	0- 0	HOME	0- 0	0- 2	1- 5			
1- 11	0- 0	0- 1	AWAY	0- 3	0- 2	1- 5			
0- 0	0- 0	0- 0	NEUTRAL	0- 0	0- 0	0- 0			
2- 11	0- 0	0- 1	NON-CONFERENCE	0- 2	0- 4	2- 4			
1- 4	0- 0	0- 0	HOME	0- 0	0- 2	1- 2			
1- 7	0- 0	0- 1	AWAY	0- 2	0- 2	1- 2			
0- 0	0- 0	0- 0	NEUTRAL	0- 0	0- 0	0- 0			
0- 7	0- 0	0- 0	CONFERENCE	0- 1	0- 0	0- 6			
0- 3	0- 0	0- 0	HOME	0- 0	0- 0	0- 3			
0- 4	0- 0	0- 0	AWAY	0- 1	0- 0	0- 3			
0- 0	0- 0	0- 0	NEUTRAL	0- 0	0- 0	0- 0			

RPI S Opponent	Score	RPI S Opponent	Score	RPI S Opponent	Score	RPI S Opponent	Score
		39 A Clemson	26 68	75 A Belmont	43 83	120 H Tennessee Tech	52 67
				82 A Cincinnati	55 71	130 A Georgia	45 77
				88 A FGCU	40 82	131 A Morehead St.	44 79
						132 H UT Martin	53 62
						205 H Jacksonville St.	46 58
						230 A Stetson	49 76
						230 H Stetson	65 80
						232 H Liberty	60 77
						233 A Jacksonville	47 62
						281 H North Florida	53 68
						290 H Tennessee St.	64 62
						293 H Col. of Charleston	63 65
						299 A Alabama A&M	62 58
						303 A Austin Peay	58 70
						304 A NJIT	67 80
						307 A Murray St.	61 97
LAST 12 Division I GAMES:							
88 A FGCU	40 82	232 H Liberty	60 77				
304 A NJIT	67 80	230 A Stetson	49 76				
230 H Stetson	65 80	120 H Tennessee Tech	52 67				
281 H North Florida	53 68	130 A Georgia	45 77				
233 A Jacksonville	47 62	293 H Col. of Charleston	63 65				
131 A Morehead St.	44 79	132 H UT Martin	53 62				

Non-Div I Games:

Lipscomb

Average RPI Win:	192	WON-LOST	WINNING	LAST 10	STRENGTH OF	OPP. STRENGTH	TEAM	ADJ.	CONF.	ADJ CONF.
Average RPI Loss:	63	RECORD	PCT. RANK	GAMES	SCHEDULE	OF SCHEDULE	RPI	RPI	RPI	RPI
DIV. I ONLY	11- 8	123	8-2	51	107	80	80	13	13	
DIV. I NON-CONF.	4- 7	228	0- 0	46	16	139	139	15	15	

TOTALS	RPI 1-25	RPI 26-50	W-L RECORDS	RPI 51-100	RPI 101-150	RPI 150+				
11- 8	0- 2	0- 0	OVERALL	0- 5	4- 1	7- 0				
5- 5	0- 2	0- 0	HOME	0- 2	1- 1	4- 0				
6- 3	0- 0	0- 0	AWAY	0- 3	3- 0	3- 0				
0- 0	0- 0	0- 0	NEUTRAL	0- 0	0- 0	0- 0				
4- 7	0- 2	0- 0	NON-CONFERENCE	0- 4	1- 1	3- 0				
1- 5	0- 2	0- 0	HOME	0- 2	0- 1	1- 0				
3- 2	0- 0	0- 0	AWAY	0- 2	1- 0	2- 0				
0- 0	0- 0	0- 0	NEUTRAL	0- 0	0- 0	0- 0				
7- 1	0- 0	0- 0	CONFERENCE	0- 1	3- 0	4- 0				
4- 0	0- 0	0- 0	HOME	0- 0	1- 0	3- 0				
3- 1	0- 0	0- 0	AWAY	0- 1	2- 0	1- 0				
0- 0	0- 0	0- 0	NEUTRAL	0- 0	0- 0	0- 0				

RPI 1-25				RPI 26-50				RPI 51-100 Team's RPI: 80				RPI 101+			
RPI	S	Opponent	Score	RPI	S	Opponent	Score	RPI	S	Opponent	Score	RPI	S	Opponent	Score
10	H	Mississippi St.	63 98					52	H	Kansas St.	47 53	114	H	UT Arlington	68 65
19	H	Texas A&M	40 61					54	H	Rice	65 79	118	H	Western Ky.	56 68
								58	A	LSU	45 60	128	A	Appalachian St.	74 59
								95	A	Troy	66 71	133	A	South Alabama	65 42
								96	A	Missouri St.	44 48	144	A	Louisiana Tech	69 58
												155	A	Tulsa	63 53
												179	H	Texas St.	62 47
												206	A	Coastal Caro.	60 47
												221	A	Memphis	63 60
												254	H	Louisiana	62 48
												282	H	Fla. Atlantic	61 38
												297	H	La. -Monroe	63 44

LAST 12 Division I GAMES:															
				114	H	UT Arlington	68 65	128	A	Appalachian St.	74 59				
				179	H	Texas St.	62 47	206	A	Coastal Caro.	60 47				
				133	A	South Alabama	65 42	96	A	Missouri St.	44 48				
				95	A	Troy	66 71	221	A	Memphis	63 60				
				254	H	Louisiana	62 48	155	A	Tulsa	63 53				
				297	H	La. -Monroe	63 44	52	H	Kansas St.	47 53				

Non-Div I Games:

Little Rock

Average RPI Win:	223	WON-LOST	WINNING	LAST 10	STRENGTH OF	OPP. STRENGTH	TEAM	ADJ.	CONF.	ADJ CONF.
Average RPI Loss:	149	RECORD	PCT. RANK	GAMES	SCHEDULE	OF SCHEDULE	RPI	RPI	RPI	RPI
DIV. I ONLY	5- 13	280	4-6	186	162	275	275	22	22	
DIV. I NON-CONF.	3- 10	278	0- 0	111	154	258	258	21	21	

TOTALS	RPI 1-25	RPI 26-50	W-L RECORDS	RPI 51-100	RPI 101-150	RPI 150+				
5- 13	0- 1	0- 1	OVERALL	0- 3	1- 2	4- 6				
3- 8	0- 0	0- 0	HOME	0- 3	1- 0	2- 5				
2- 5	0- 1	0- 1	AWAY	0- 0	0- 2	2- 1				
0- 0	0- 0	0- 0	NEUTRAL	0- 0	0- 0	0- 0				
3- 10	0- 1	0- 1	NON-CONFERENCE	0- 3	1- 2	2- 3				
2- 6	0- 0	0- 0	HOME	0- 3	1- 0	1- 3				
1- 4	0- 1	0- 1	AWAY	0- 0	0- 2	1- 0				
0- 0	0- 0	0- 0	NEUTRAL	0- 0	0- 0	0- 0				
2- 3	0- 0	0- 0	CONFERENCE	0- 0	0- 0	2- 3				
1- 2	0- 0	0- 0	HOME	0- 0	0- 0	1- 2				
1- 1	0- 0	0- 0	AWAY	0- 0	0- 0	1- 1				
0- 0	0- 0	0- 0	NEUTRAL	0- 0	0- 0	0- 0				

RPI 1-25				RPI 26-50				RPI 51-100				RPI 101+ Team's RPI: 275			
RPI	S	Opponent	Score	RPI	S	Opponent	Score	RPI	S	Opponent	Score	RPI	S	Opponent	Score
5	A	Oregon	48 110	27	A	Utah	59 82	51	H	Southern California	50 86	107	H	Idaho	70 63
								65	H	Arizona	43 70	117	A	Loyola Marymount	62 71
								77	H	UNI	64 71	143	A	Montana St.	62 85
												157	H	CSUN	37 51
												174	A	UC Riverside	63 45
												174	H	UC Riverside	59 73
												178	A	Utah St.	50 48
												256	H	Nevada	67 76
												258	H	San Diego	56 60
												285	H	California Baptist	83 85
												317	H	Cal Poly	61 58
												318	A	UC Santa Barbara	54 60
												339	H	Grand Canyon	57 50

LAST 12 Division I GAMES:															
318	A	UC Santa Barbara	54 60	157	H	CSUN	37 51								
317	H	Cal Poly	61 58	174	H	UC Riverside	59 73								
174	A	UC Riverside	63 45	65	H	Arizona	43 70								
178	A	Utah St.	50 48	258	H	San Diego	56 60								
339	H	Grand Canyon	57 50	5	A	Oregon	48 110								
117	A	Loyola Marymount	62 71	143	A	Montana St.	62 85								

Non-Div I Games:

Long Beach St.

Average RPI Win: 181

Average RPI Loss: 231

WON-LOST
RECORDWINNING
PCT. RANKLAST 10
GAMESSTRENGTH OF
SCHEDULEOPP. STRENGTH
OF SCHEDULETEAM
RPIADJ.
RPICONF.
RPIADJ CONF.
RPIDIV. I ONLY
DIV. I NON-CONF.1- 17
1- 9346
3260-10
0- 0294
227344
336348
339348
33928
2928
29

TOTALS

RPI 1-25

RPI 26-50

W-L RECORDS

RPI 51-100

RPI 101-150

RPI 150+

1- 17

0- 0

0- 0

OVERALL

0- 1

0- 3

1- 13

1- 7

0- 0

0- 0

HOME

0- 0

0- 1

1- 6

0- 9

0- 0

0- 0

AWAY

0- 1

0- 2

0- 6

0- 1

0- 0

0- 0

NEUTRAL

0- 0

0- 0

0- 1

1- 9

0- 0

0- 0

NON-CONFERENCE

0- 1

0- 2

1- 6

1- 4

0- 0

0- 0

HOME

0- 0

0- 0

1- 4

0- 4

0- 0

0- 0

AWAY

0- 1

0- 2

0- 1

0- 1

0- 0

0- 0

NEUTRAL

0- 0

0- 0

0- 1

0- 8

0- 0

0- 0

CONFERENCE

0- 0

0- 1

0- 7

0- 3

0- 0

0- 0

HOME

0- 0

0- 1

0- 2

0- 5

0- 0

0- 0

AWAY

0- 0

0- 0

0- 5

0- 0

0- 0

0- 0

NEUTRAL

0- 0

0- 0

0- 0

RPI 1-25

RPI 26-50

RPI 51-100

RPI 101+

Team's RPI: 348

RPI S Opponent Score

RPI S Opponent Score

RPI S Opponent Score

RPI S Opponent Score

78 A Virginia Tech 39 93

124 H Radford 34 68

126 A VCU 55 84

138 A UNCW 33 35

181 H UMES 83 71

185 H Eastern Mi ch. 45 64

190 A UNC Asheville 55 80

193 A Hampton 40 66

238 H Saint Francis (PA) 88 91

242 N East Carolina 52 61

255 H Campbell 60 66

270 A Norfolk St. 42 74

273 A Winthrop 69 77

278 H Wofford 72 101

325 H Wagner 60 86

328 A Presbyterian 66 81

336 H Charleston So. 74 81

341 A USC Upstate 67 72

LAST 12 Division I GAMES:

190 A UNC Asheville 55 80 255 H Campbell 60 66

124 H Radford 34 68 341 A USC Upstate 67 72

193 A Hampton 40 66 78 A Virginia Tech 39 93

336 H Charleston So. 74 81 138 A UNCW 33 35

328 A Presbyterian 66 81 242 N East Carolina 52 61

273 A Winthrop 69 77 185 H Eastern Mi ch. 45 64

Longwood

Longwood

Non-Div I Games:

Longwood

Loss, Non-Conf, S Site, H Home A Away N Neutral

Average RPI Win:	272	WON-LOST	WINNING	LAST 10	STRENGTH OF	OPP. STRENGTH	TEAM	ADJ.	CONF.	ADJ CONF.
Average RPI Loss:	134	RECORD	PCT. RANK	GAMES	SCHEDULE	OF SCHEDULE	RPI	RPI	RPI	RPI
DIV. I ONLY	5- 13	280	3-7	116	229	254	254	13	13	
DIV. I NON-CONF.	2- 8	293	0- 0	160	207	278	278	15	15	

TOTALS	RPI 1-25	RPI 26-50	W-L RECORDS	RPI 51-100	RPI 101-150	RPI 150+				
5- 13	0- 1	0- 0	OVERALL	0- 5	0- 2	5- 5				
4- 4	0- 0	0- 0	HOME	0- 2	0- 1	4- 1				
1- 8	0- 1	0- 0	AWAY	0- 3	0- 1	1- 3				
0- 1	0- 0	0- 0	NEUTRAL	0- 0	0- 0	0- 1				
2- 8	0- 1	0- 0	NON-CONFERENCE	0- 3	0- 0	2- 4				
1- 3	0- 0	0- 0	HOME	0- 2	0- 0	1- 1				
1- 4	0- 1	0- 0	AWAY	0- 1	0- 0	1- 2				
0- 1	0- 0	0- 0	NEUTRAL	0- 0	0- 0	0- 1				
3- 5	0- 0	0- 0	CONFERENCE	0- 2	0- 2	3- 1				
3- 1	0- 0	0- 0	HOME	0- 0	0- 1	3- 0				
0- 4	0- 0	0- 0	AWAY	0- 2	0- 1	0- 1				
0- 0	0- 0	0- 0	NEUTRAL	0- 0	0- 0	0- 0				

RPI 1-25				RPI 26-50				RPI 51-100				RPI 101+ Team's RPI: 254			
RPI	S	Opponent	Score	RPI	S	Opponent	Score	RPI	S	Opponent	Score	RPI	S	Opponent	Score
10	A	Mississippi St.	36 104					57	A	Auburn	59 71	114	H	UT Arlington	61 76
								58	H	LSU	54 76	133	A	South Alabama	60 83
								68	H	Lamar University	77 79	158	H	Georgia St.	57 54
								80	A	Little Rock	48 62	187	A	Arkansas St.	75 87
								95	A	Troy	64 90	197	A	Ole Miss	57 79
												210	H	Sam Houston St.	62 68
												257	A	UTRGV	60 75
												271	H	Ga. Southern	59 48
												279	N	A&M-Corpus Christi	63 64
												297	H	La.-Monroe	52 45
												310	H	Jackson St.	68 61
												322	A	McNeese	70 59

LAST 12 Division I GAMES:															
133	A	South Alabama	60 83	114	H	UT Arlington	61 76								
297	H	La.-Monroe	52 45	95	A	Troy	64 90								
271	H	Ga. Southern	59 48	10	A	Mississippi St.	36 104								
158	H	Georgia St.	57 54	58	H	LSU	54 76								
80	A	Little Rock	48 62	197	A	Ole Miss	57 79								
187	A	Arkansas St.	75 87	210	H	Sam Houston St.	62 68								

Non-Div I Games: Dillard

69 72

Louisiana

Average RPI Win:	188	WON-LOST	WINNING	LAST 10	STRENGTH OF	OPP. STRENGTH	TEAM	ADJ.	CONF.	ADJ CONF.
Average RPI Loss:	125	RECORD	PCT. RANK	GAMES	SCHEDULE	OF SCHEDULE	RPI	RPI	RPI	RPI

DIV. I ONLY	9- 11	196	3-7	84	154	144	144	16	16
DIV. I NON-CONF.	7- 5	132	1- 0	208	79	133	133	18	18

TOTALS	RPI 1-25	RPI 26-50	W-L RECORDS	RPI 51-100	RPI 101-150	RPI 150+			
9- 11	0- 1	0- 0	OVERALL	1- 5	2- 1	6- 4			
4- 4	0- 0	0- 0	HOME	1- 3	0- 0	3- 1			
4- 6	0- 1	0- 0	AWAY	0- 1	1- 1	3- 3			
1- 1	0- 0	0- 0	NEUTRAL	0- 1	1- 0	0- 0			
7- 5	0- 1	0- 0	NON-CONFERENCE	1- 2	1- 0	5- 2			
3- 1	0- 0	0- 0	HOME	1- 1	0- 0	2- 0			
3- 3	0- 1	0- 0	AWAY	0- 0	0- 0	3- 2			
1- 1	0- 0	0- 0	NEUTRAL	0- 1	1- 0	0- 0			
2- 6	0- 0	0- 0	CONFERENCE	0- 3	1- 1	1- 2			
1- 3	0- 0	0- 0	HOME	0- 2	0- 0	1- 1			
1- 3	0- 0	0- 0	AWAY	0- 1	1- 1	0- 1			
0- 0	0- 0	0- 0	NEUTRAL	0- 0	0- 0	0- 0			

RPI 1-25				RPI 26-50				RPI 51-100				RPI 101+ Team's RPI: 144			
RPI	S	Opponent	Score	RPI	S	Opponent	Score	RPI	S	Opponent	Score	RPI	S	Opponent	Score
17	A	Arizona St.	44 80					54	H	Rice	51 61	101	N	Alabama	79 62
								64	H	Old Dominion	59 70	118	A	Western Ky.	76 81
								73	A	Middle Tenn.	38 75	145	A	UAB	73 68
								80	H	Little Rock	58 69	164	H	Charlotte	88 51
								91	H	Houston	100 88	184	H	North Texas	54 65
								96	N	Missouri St.	70 82	187	A	Arkansas St.	80 70
												195	A	UMKC	70 80
												197	H	Ole Miss	80 71
												221	A	Memphis	66 50
												243	A	Wichita St.	56 70
												253	A	Marshall	88 90
												267	H	Southeastern La.	72 53
												322	A	McNeese	89 48

LAST 12 Division I GAMES:															
253	A	Marshall	88 90	101	N	Alabama	79 62								
164	H	Charlotte	88 51	118	A	Western Ky.	76 81								
64	H	Old Dominion	59 70	184	H	North Texas	54 65								
73	A	Middle Tenn.	38 75	322	A	McNeese	89 48								
145	A	UAB	73 68	195	A	UMKC	70 80								
54	H	Rice	51 61	96	N	Missouri St.	70 82								

Non-Div I Games: LSU-Alexandria 112 70

Louisiana Tech

Average RPI	Win:	95	WON-LOST	WINNING	LAST 10	STRENGTH OF	OPP. STRENGTH	TEAM	ADJ.	CONF.	ADJ CONF.
Average RPI	Loss:	1	RECORD	PCT. RANK	GAMES	SCHEDULE	OF SCHEDULE	RPI	RPI	RPI	RPI
DIV. I ONLY		19- 1	2	9-1	25	2	4	4	1	1	
DIV. I NON-CONF.		12- 0	1	0- 0	34	32	5	5	1	1	

TOTALS	RPI 1-25		RPI 26-50		W-L RECORDS	RPI 51-100	RPI 101-150		RPI 150+		
19- 1	4- 1		2- 0		OVERALL	4- 0	7- 0		2- 0		
10- 0	1- 0		2- 0		HOME	2- 0	3- 0		2- 0		
7- 1	2- 1		0- 0		AWAY	2- 0	3- 0		0- 0		
2- 0	1- 0		0- 0		NEUTRAL	0- 0	1- 0		0- 0		
12- 0	3- 0		0- 0		NON-CONFERENCE	3- 0	4- 0		2- 0		
6- 0	1- 0		0- 0		HOME	2- 0	1- 0		2- 0		
4- 0	1- 0		0- 0		AWAY	1- 0	2- 0		0- 0		
2- 0	1- 0		0- 0		NEUTRAL	0- 0	1- 0		0- 0		
7- 1	1- 1		2- 0		CONFERENCE	1- 0	3- 0		0- 0		
4- 0	0- 0		2- 0		HOME	0- 0	2- 0		0- 0		
3- 1	1- 1		0- 0		AWAY	1- 0	1- 0		0- 0		
0- 0	0- 0		0- 0		NEUTRAL	0- 0	0- 0		0- 0		

RPI	S	Opponent	Score	RPI	S	Opponent	Score	RPI	S	Opponent	Score	RPI	S	Opponent	Score
1	A	Notre Dame	68 82	34	H	North Carolina	73 66	56	A	Duke	73 51	102	H	Virginia	91 43
17	N	Arizona St.	58 56	38	H	Georgia Tech	61 44	59	H	Miami (OH)	95 73	103	A	Wake Forest	73 49
21	A	Florida St.	68 49					60	A	Boise St.	74 55	105	H	Pittsburgh	70 42
23	H	Kentucky	80 75					97	H	Nebraska	85 68	110	N	Hartford	86 69
25	A	Central Mich.	72 68									118	A	Western Ky.	102 80
												121	A	Chattanooga	75 49
												132	H	UT Martin	102 62
												288	H	Northern Ky.	92 59
												290	H	Tennessee St.	107 52

LAST 12 Division I GAMES:															
103	A	Wake Forest	73 49	105	H	Pittsburgh	70 42								
102	H	Virginia	91 43	21	A	Florida St.	68 49								
38	H	Georgia Tech	61 44	25	A	Central Mich.	72 68								
1	A	Notre Dame	68 82	288	H	Northern Ky.	92 59								
56	A	Duke	73 51	23	H	Kentucky	80 75								
34	H	North Carolina	73 66	132	H	UT Martin	102 62								

Non-Div I Games:

Louisville

Average RPI Win:	294	WON-LOST	WINNING	LAST 10	STRENGTH OF	OPP. STRENGTH	TEAM	ADJ.	CONF.	ADJ CONF.
Average RPI Loss:	107	RECORD	PCT. RANK	GAMES	SCHEDULE	OF SCHEDULE	RPI	RPI	RPI	RPI
DIV. I ONLY	9- 9	165	3-7	296	217	222	222	12	12	
DIV. I NON-CONF.	6- 5	143	0- 0	317	298	253	253	14	14	

TOTALS	RPI 1-25	RPI 26-50	W-L RECORDS	RPI 51-100	RPI 101-150	RPI 150+				
9- 9	0- 1	0- 2	OVERALL	0- 2	0- 1	9- 3				
7- 2	0- 0	0- 1	HOME	0- 0	0- 0	7- 1				
2- 7	0- 1	0- 1	AWAY	0- 2	0- 1	2- 2				
0- 0	0- 0	0- 0	NEUTRAL	0- 0	0- 0	0- 0				
6- 5	0- 0	0- 2	NON-CONFERENCE	0- 0	0- 1	6- 2				
4- 2	0- 0	0- 1	HOME	0- 0	0- 0	4- 1				
2- 3	0- 0	0- 1	AWAY	0- 0	0- 1	2- 1				
0- 0	0- 0	0- 0	NEUTRAL	0- 0	0- 0	0- 0				
3- 4	0- 1	0- 0	CONFERENCE	0- 2	0- 0	3- 1				
3- 0	0- 0	0- 0	HOME	0- 0	0- 0	3- 0				
0- 4	0- 1	0- 0	AWAY	0- 2	0- 0	0- 1				
0- 0	0- 0	0- 0	NEUTRAL	0- 0	0- 0	0- 0				

RPI 1-25				RPI 26-50				RPI 51-100				RPI 101+ Team's RPI: 222			
RPI	S	Opponent	Score	RPI	S	Opponent	Score	RPI	S	Opponent	Score	RPI	S	Opponent	Score
15	A	Drake	60 69	29	A	Purdue	41 65	77	A	UNI	52 64	116	A	Youngstown St.	63 74
				37	H	DePaul	76 102	96	A	Missouri St.	49 84	161	A	Southern Ill.	63 74

LAST 12 Division I GAMES:															
169	H	Indiana St.	56 54	161	A	Southern Ill.	63 74	195	H	UMKC	74 88	332	H	Detroit Mercy	52 43
338	H	Evansville	61 56	96	A	Missouri St.	49 84	29	A	Purdue	41 65	333	A	UIC	75 60
77	A	UNI	52 64	211	H	SIUE	56 43	335	H	Purdue Fort Wayne	81 67	338	H	Evansville	61 56
15	A	Drake	60 69	280	A	Western Mich.	64 53	345	H	Chicago St.	76 40				
302	H	Valparaiso	80 54												
37	H	DePaul	76 102												

Non-Div I Games:

Loyola Chicago

Average RPI Win: 287

Average RPI Loss: 170

WON-LOST
RECORDWINNING
PCT. RANKLAST 10
GAMESSTRENGTH OF
SCHEDULEOPP. STRENGTH
OF SCHEDULETEAM
RPIADJ.
RPICONF.
RPIADJ CONF.
RPIDIV. I ONLY
DIV. I NON-CONF.2- 18
1- 10340
3302-8
0- 1128
128262
264296
289296
28919
2219
22

TOTALS

RPI 1-25

RPI 26-50

W-L RECORDS

RPI 51-100

RPI 101-150

RPI 150+

2- 18

0- 1

0- 1

OVERALL

0- 2

0- 4

2- 10

1- 6

0- 0

0- 1

HOME

0- 0

0- 1

1- 4

1- 11

0- 1

0- 0

AWAY

0- 1

0- 3

1- 6

0- 1

0- 0

0- 0

NEUTRAL

0- 1

0- 0

0- 0

1- 10

0- 1

0- 0

NON-CONFERENCE

0- 2

0- 2

1- 5

0- 3

0- 0

0- 0

HOME

0- 0

0- 1

0- 2

1- 6

0- 1

0- 0

AWAY

0- 1

0- 1

1- 3

0- 1

0- 0

0- 0

NEUTRAL

0- 1

0- 0

0- 0

1- 8

0- 0

0- 1

CONFERENCE

0- 0

0- 2

1- 5

1- 3

0- 0

0- 1

HOME

0- 0

0- 0

1- 2

0- 5

0- 0

0- 0

AWAY

0- 0

0- 2

0- 3

0- 0

0- 0

0- 0

NEUTRAL

0- 0

0- 0

0- 0

RPI 1-25

RPI 26-50

RPI 51-100

RPI 101+

Team's RPI: 296

RPI	S	Opponent	Score
18	A	Maryl and	48 83

RPI	S	Opponent	Score
48	H	Bucknell	57 75

RPI	S	Opponent	Score
83	N	Boston College	47 73
98	A	Georgetown	30 45

RPI	S	Opponent	Score
108	A	American	38 82
122	A	Towson	57 62
129	H	William & Mary	49 65
136	A	Lehigh	42 51
162	H	Boston U.	62 64
189	A	George Mason	38 70
213	A	Holy Cross	60 78
216	A	Colgate	64 73
218	H	Navy	46 58
226	H	Mt. St. Mary's	67 77
250	A	Monmouth	75 67
251	A	Dartmouth	41 54
276	H	St. Francis Brooklyn	70 75
284	A	Saint Joseph's	46 49
287	A	Army West Point	57 69
324	H	Lafayette	62 50

LAST 12 Division I GAMES:

216	A	Colgate	64 73	284	A	Saint Joseph's	46 49
48	H	Bucknell	57 75	136	A	Lehigh	42 51
324	H	Lafayette	62 50	287	A	Army West Point	57 69
108	A	American	38 82	218	H	Navy	46 58
213	A	Holy Cross	60 78	250	A	Monmouth	75 67
162	H	Boston U.	62 64	18	A	Maryl and	48 83

Non-Div I Games:

Loyola Maryl and

Average RPI	Win:	171	WON-LOST	WINNING	LAST 10	STRENGTH OF	OPP. STRENGTH	TEAM	ADJ.	CONF.	ADJ CONF.
Average RPI	Loss:	104	RECORD	PCT. RANK	GAMES	SCHEDULE	OF SCHEDULE	RPI	RPI	RPI	RPI
DIV. I ONLY	11- 10	160	4-6	75	119	117	117	7	7		
DIV. I NON-CONF.	7- 5	132	1- 0	109	169	110	110	7	7		

TOTALS	RPI 1-25	RPI 26-50	W-L RECORDS	RPI 51-100	RPI 101-150	RPI 150+					
11- 10	0- 1	1- 4	OVERALL	3- 0	1- 1	6- 4					
6- 3	0- 1	1- 0	HOME	1- 0	1- 1	3- 1					
5- 4	0- 0	0- 2	AWAY	2- 0	0- 0	3- 2					
0- 3	0- 0	0- 2	NEUTRAL	0- 0	0- 0	0- 1					
7- 5	0- 0	1- 2	NON-CONFERENCE	2- 0	0- 0	4- 3					
4- 1	0- 0	1- 0	HOME	1- 0	0- 0	2- 1					
3- 1	0- 0	0- 0	AWAY	1- 0	0- 0	2- 1					
0- 3	0- 0	0- 2	NEUTRAL	0- 0	0- 0	0- 1					
4- 5	0- 1	0- 2	CONFERENCE	1- 0	1- 1	2- 1					
2- 2	0- 1	0- 0	HOME	0- 0	1- 1	1- 0					
2- 3	0- 0	0- 2	AWAY	1- 0	0- 0	1- 1					
0- 0	0- 0	0- 0	NEUTRAL	0- 0	0- 0	0- 0					

RPI	S	Opponent	Score	RPI	S	Opponent	Score	RPI	S	Opponent	Score	RPI	S	Opponent	Score	Team's RPI: 117
13	H	Gonzaga	53 78	26	A	BYU	44 55	65	A	Arizona	66 64	147	H	Santa Clara	75 83	
				32	N	South Dakota	40 67	70	A	Paci fi c	72 67	150	H	Portland	76 58	
				35	N	Indiana	43 67	72	H	UC Davis	60 53	152	A	Pepperdi ne	86 95	
				41	H	UCLA	69 63					157	A	CSUN	72 53	
				47	A	Saint Mary's (CA)	62 86					163	A	Denver	75 104	
												176	N	Grambl ing	61 62	
												223	H	Robert Morris	61 53	
												244	H	Northern Ari z.	62 63	
												248	H	San Francis sco	66 58	
												258	A	San Diego	69 52	
												275	H	Long Beach St.	71 62	
												318	A	UC Santa Barbara	70 57	
LAST 12 Division I GAMES:																
				70	A	Paci fi c	72 67	223	H	Robert Morris	61 53					
				152	A	Pepperdi ne	86 95	47	A	Saint Mary's (CA)	62 86					
				147	H	Santa Clara	75 83	150	H	Portland	76 58					
				248	H	San Francis sco	66 58	13	H	Gonzaga	53 78					
				26	A	BYU	44 55	176	N	Grambl ing	61 62					
				258	A	San Diego	69 52	32	N	South Dakota	40 67					

Non-Div I Games:

Loyola Marymount

Average RPI Win:	205	WON-LOST	WINNING	LAST 10	STRENGTH OF	OPP. STRENGTH	TEAM	ADJ.	CONF.	ADJ CONF.
Average RPI Loss:	83	RECORD	PCT. RANK	GAMES	SCHEDULE	OF SCHEDULE	RPI	RPI	RPI	RPI
DIV. I ONLY	14- 7	82	7-3	115	152	71	71	23	23	
DIV. I NON-CONF.	7- 6	153	0- 1	37	58	50	50	24	24	

TOTALS	RPI 1-25	RPI 26-50	W-L RECORDS	RPI 51-100	RPI 101-150	RPI 150+				
14- 7	0- 1	1- 0	OVERALL	3- 3	0- 3	10- 0				
7- 1	0- 0	0- 0	HOME	1- 1	0- 0	6- 0				
5- 5	0- 1	1- 0	AWAY	1- 2	0- 2	3- 0				
2- 1	0- 0	0- 0	NEUTRAL	1- 0	0- 1	1- 0				
7- 6	0- 1	1- 0	NON-CONFERENCE	3- 3	0- 2	3- 0				
2- 1	0- 0	0- 0	HOME	1- 1	0- 0	1- 0				
3- 4	0- 1	1- 0	AWAY	1- 2	0- 1	1- 0				
2- 1	0- 0	0- 0	NEUTRAL	1- 0	0- 1	1- 0				
7- 1	0- 0	0- 0	CONFERENCE	0- 0	0- 1	7- 0				
5- 0	0- 0	0- 0	HOME	0- 0	0- 0	5- 0				
2- 1	0- 0	0- 0	AWAY	0- 0	0- 1	2- 0				
0- 0	0- 0	0- 0	NEUTRAL	0- 0	0- 0	0- 0				

RPI 1-25				RPI 26-50				RPI 51-100 Team's RPI: 71				RPI 101+			
RPI	S	Opponent	Score	RPI	S	Opponent	Score	RPI	S	Opponent	Score	RPI	S	Opponent	Score
6	A	NC State	46 84	34	A	North Carolina	85 73	56	H	Duke	63 66	110	A	Hartford	46 49
								61	A	Harvard	67 60	121	N	Chattanooga	61 66
								67	A	Northeastern	55 63	142	A	Fordham	64 72
								76	A	Green Bay	39 70	166	A	Stony Brook	68 54
								84	H	Tol edo	73 59	208	H	Brown	102 96
								92	N	Penn	47 46	220	H	Binghamton	95 66
												260	H	Albany (NY)	76 65
												262	N	N. C. A&T	58 52
												274	A	Vermont	63 51
												289	A	Bryant	74 57
												294	H	UMass Lowell	79 45
												300	H	UMBC	84 44
												327	H	New Hampshire	67 46

LAST 12 Division I GAMES:															
220	H	Binghamton	95 66	121	N	Chattanooga	61 66	294	H	UMass Lowell	79 45				
166	A	Stony Brook	68 54	327	H	New Hampshire	67 46	327	H	New Hampshire	67 46				
110	A	Hartford	46 49	142	A	Fordham	64 72	67	A	Northeastern	55 63				
260	H	Albany (NY)	76 65	6	A	NC State	46 84								
274	A	Vermont	63 51												
300	H	UMBC	84 44												

Non-Div I Games:

Maine

Average RPI Win:	292	WON-LOST	WINNING	LAST 10	STRENGTH OF	OPP. STRENGTH	TEAM	ADJ.	CONF.	ADJ CONF.
Average RPI Loss:	216	RECORD	PCT. RANK	GAMES	SCHEDULE	OF SCHEDULE	RPI	RPI	RPI	RPI
DIV. I ONLY	4- 14	305	2-8	258	348	330	330	27	27	
DIV. I NON-CONF.	2- 9	297	0- 0	234	349	336	336	28	28	

TOTALS	RPI 1-25	RPI 26-50	W-L RECORDS	RPI 51-100	RPI 101-150	RPI 150+				
4- 14	0- 0	0- 0	OVERALL	0- 1	0- 2	4- 11				
3- 7	0- 0	0- 0	HOME	0- 1	0- 1	3- 5				
1- 7	0- 0	0- 0	AWAY	0- 0	0- 1	1- 6				
0- 0	0- 0	0- 0	NEUTRAL	0- 0	0- 0	0- 0				
2- 9	0- 0	0- 0	NON-CONFERENCE	0- 1	0- 2	2- 6				
2- 5	0- 0	0- 0	HOME	0- 1	0- 1	2- 3				
0- 4	0- 0	0- 0	AWAY	0- 0	0- 1	0- 3				
0- 0	0- 0	0- 0	NEUTRAL	0- 0	0- 0	0- 0				
2- 5	0- 0	0- 0	CONFERENCE	0- 0	0- 0	2- 5				
1- 2	0- 0	0- 0	HOME	0- 0	0- 0	1- 2				
1- 3	0- 0	0- 0	AWAY	0- 0	0- 0	1- 3				
0- 0	0- 0	0- 0	NEUTRAL	0- 0	0- 0	0- 0				

RPI 1-25				RPI 26-50				RPI 51-100				RPI 101+				Team's RPI: 330
RPI	S	Opponent	Score	RPI	S	Opponent	Score	RPI	S	Opponent	Score	RPI	S	Opponent	Score	
								93	H	Wright St.	44	60				
												109	H	Drexel	39	53
												142	A	Fordham	61	65
												165	A	Marist	69	51
												166	H	Stony Brook	48	79
												203	H	Rider	63	73
												213	A	Holy Cross	53	61
												227	H	Sacred Heart	46	74
												231	A	Niagara	51	61
												231	H	Niagara	54	58
												260	A	Albany (NY)	54	60
												265	A	Siena	56	62
												276	A	St. Francis Brooklyn	65	73
												277	A	Canisius	44	47
												324	H	Lafayette	60	49
												326	H	Iona	55	33
												332	H	Detroit Mercy	56	58
												351	H	LIU Brooklyn	61	46
LAST 12 Division I GAMES:																
203	H	Rider	63	73	165	A	Marist	69	51							
326	H	Iona	55	33	231	H	Niagara	54	58							
265	A	Siena	56	62	227	H	Sacred Heart	46	74							
231	A	Niagara	51	61	93	H	Wright St.	44	60							
277	A	Canisius	44	47	109	H	Drexel	39	53							
213	A	Holy Cross	53	61	324	H	Lafayette	60	49							

Non-Div I Games:

Manhattan

Average RPI Win: 234
Average RPI Loss: 148

WON-LOST
RECORD

WINNING
PCT. RANK

LAST 10
GAMES

STRENGTH OF
SCHEDULE

OPP. STRENGTH
OF SCHEDULE

TEAM
RPI

ADJ.
RPI

CONF.
RPI

ADJ CONF.
RPI

DIV. I ONLY	15- 7	80	7-3	275	208	165	165	27	27
DIV. I NON-CONF.	8- 4	91	0- 0	204	113	105	105	28	28
<hr/>									
TOTALS	RPI 1-25	RPI 26-50	W-L RECORDS	RPI 51-100	RPI 101-150	RPI 150+			
15- 7	0- 0	0- 0	OVERALL	1- 4	0- 0	14- 3			
6- 4	0- 0	0- 0	HOME	1- 1	0- 0	5- 3			
7- 2	0- 0	0- 0	AWAY	0- 2	0- 0	7- 0			
2- 1	0- 0	0- 0	NEUTRAL	0- 1	0- 0	2- 0			
8- 4	0- 0	0- 0	NON-CONFERENCE	1- 3	0- 0	7- 1			
3- 1	0- 0	0- 0	HOME	1- 0	0- 0	2- 1			
3- 2	0- 0	0- 0	AWAY	0- 2	0- 0	3- 0			
2- 1	0- 0	0- 0	NEUTRAL	0- 1	0- 0	2- 0			
7- 3	0- 0	0- 0	CONFERENCE	0- 1	0- 0	7- 2			
3- 3	0- 0	0- 0	HOME	0- 1	0- 0	3- 2			
4- 0	0- 0	0- 0	AWAY	0- 0	0- 0	4- 0			
0- 0	0- 0	0- 0	NEUTRAL	0- 0	0- 0	0- 0			

RPI 1-25				RPI 26-50				RPI 51-100				RPI 101+				Team's RPI: 165
RPI	S	Opponent	Score	RPI	S	Opponent	Score	RPI	S	Opponent	Score	RPI	S	Opponent	Score	
								56	A	Duke	56 64	162	H	Boston U.	68 57	
								66	H	Quinnipiac	69 76	192	A	Elon	61 57	
								67	H	Northeastern	90 84	199	H	Massachusetts	55 70	
								86	A	Princeton	57 60	201	H	Temple	74 68	
								93	N	Wright St.	60 76	203	H	Rider	58 68	
												218	A	Navy	72 48	
												228	N	Hofstra	71 57	
												230	N	Stetson	76 69	
												231	A	Niagara	87 58	
												250	H	Monmouth	69 45	
												260	A	Albany (NY)	74 56	
												265	H	Siena	88 59	
												277	A	Canisius	71 66	
												295	A	Fairfield	56 46	
												309	A	Saint Peter's	62 42	
												326	H	Iona	76 36	
												330	H	Manhattan	51 69	
<hr/>																
LAST 12 Division I GAMES:																
				309	A	Saint Peter's	62 42	203	H	Rider	58 68					
				326	H	Iona	76 36	330	H	Manhattan	51 69					
				265	H	Siena	88 59	277	A	Canisius	71 66					
				250	H	Monmouth	69 45	231	A	Niagara	87 58					
				295	A	Fairfield	56 46	199	H	Massachusetts	55 70					
				66	H	Quinnipiac	69 76	67	H	Northeastern	90 84					

Non-Div I Games:

Marist

Loss, Non-Conf, S Site, H Home A Away N Neutral

Average RPI Win:	111	WON-LOST	WINNING	LAST 10	STRENGTH OF	OPP. STRENGTH	TEAM	ADJ.	CONF.	ADJ CONF.
Average RPI Loss:	12	RECORD	PCT. RANK	GAMES	SCHEDULE	OF SCHEDULE	RPI	RPI	RPI	RPI
DIV. I ONLY	18- 3	13	9-1	16	25	11	11	6	6	
DIV. I NON-CONF.	9- 3	61	1- 0	21	24	17	17	4	4	

TOTALS	RPI 1-25	RPI 26-50	W-L RECORDS	RPI 51-100	RPI 101-150	RPI 150+				
18- 3	0- 3	4- 0	OVERALL	8- 0	2- 0	4- 0				
12- 1	0- 1	2- 0	HOME	6- 0	2- 0	2- 0				
6- 2	0- 2	2- 0	AWAY	2- 0	0- 0	2- 0				
0- 0	0- 0	0- 0	NEUTRAL	0- 0	0- 0	0- 0				
9- 3	0- 3	1- 0	NON-CONFERENCE	4- 0	1- 0	3- 0				
7- 1	0- 1	1- 0	HOME	3- 0	1- 0	2- 0				
2- 2	0- 2	0- 0	AWAY	1- 0	0- 0	1- 0				
0- 0	0- 0	0- 0	NEUTRAL	0- 0	0- 0	0- 0				
9- 0	0- 0	3- 0	CONFERENCE	4- 0	1- 0	1- 0				
5- 0	0- 0	1- 0	HOME	3- 0	1- 0	0- 0				
4- 0	0- 0	2- 0	AWAY	1- 0	0- 0	1- 0				
0- 0	0- 0	0- 0	NEUTRAL	0- 0	0- 0	0- 0				

RPI 1-25				RPI 26-50				RPI 51-100				RPI 101+			
RPI	S	Opponent	Score	RPI	S	Opponent	Score	RPI	S	Opponent	Score	RPI	S	Opponent	Score
1	H	Notre Dame	63 87	33	H	South Dakota St.	91 52	63	A	Northwestern	76 57	123	H	St. John's (NY)	83 73
10	A	Mississippi St.	82 87	37	H	DePaul	96 63	74	H	Michigan	85 74	143	H	Montana St.	100 52
24	A	Miami (FL)	55 63	42	A	Butler	87 58	76	H	Green Bay	80 54	183	A	Xavier	90 44
				43	A	Villanova	91 55	77	H	UNI	102 61	194	A	Milwaukee	83 74
								85	H	Creighton	85 67	220	H	Binghamton	93 40
								87	H	Providence	85 46	333	H	UIC	96 32
								89	H	Seton Hall	96 60				
								98	A	Georgetown	72 62				

LAST 12 Division I GAMES:															
				42	A	Butler	87 58	77	H	UNI	102 61				
				183	A	Xavier	90 44	24	A	Miami (FL)	55 63				
				123	H	St. John's (NY)	83 73	37	H	DePaul	96 63				
				89	H	Seton Hall	96 60	85	H	Creighton	85 67				
				98	A	Georgetown	72 62	87	H	Providence	85 46				
				43	A	Villanova	91 55	1	H	Notre Dame	63 87				

Non-Div I Games:

Marquette

Average RPI Win:	253	WON-LOST	WINNING	LAST 10	STRENGTH OF	OPP. STRENGTH	TEAM	ADJ.	CONF.	ADJ CONF.
Average RPI Loss:	147	RECORD	PCT. RANK	GAMES	SCHEDULE	OF SCHEDULE	RPI	RPI	RPI	RPI
DIV. I ONLY	10- 9	153	6-4	322	126	253	253	16	16	
DIV. I NON-CONF.	5- 7	206	0- 0	341	173	321	321	18	18	

TOTALS	RPI 1-25	RPI 26-50	W-L RECORDS	RPI 51-100	RPI 101-150	RPI 150+				
10- 9	0- 0	0- 1	OVERALL	1- 0	1- 3	8- 5				
8- 3	0- 0	0- 0	HOME	1- 0	1- 1	6- 2				
2- 6	0- 0	0- 1	AWAY	0- 0	0- 2	2- 3				
0- 0	0- 0	0- 0	NEUTRAL	0- 0	0- 0	0- 0				
5- 7	0- 0	0- 1	NON-CONFERENCE	0- 0	0- 2	5- 4				
5- 2	0- 0	0- 0	HOME	0- 0	0- 1	5- 1				
0- 5	0- 0	0- 1	AWAY	0- 0	0- 1	0- 3				
0- 0	0- 0	0- 0	NEUTRAL	0- 0	0- 0	0- 0				
5- 2	0- 0	0- 0	CONFERENCE	1- 0	1- 1	3- 1				
3- 1	0- 0	0- 0	HOME	1- 0	1- 0	1- 1				
2- 1	0- 0	0- 0	AWAY	0- 0	0- 1	2- 0				
0- 0	0- 0	0- 0	NEUTRAL	0- 0	0- 0	0- 0				

RPI 1-25				RPI 26-50				RPI 51-100				RPI 101+ Team's RPI: 253			
RPI	S	Opponent	Score	RPI	S	Opponent	Score	RPI	S	Opponent	Score	RPI	S	Opponent	Score
				39	A	Clemson	54 68	64	H	Old Dominion	57 48	118	A	Western Ky.	55 85
												122	H	Towson	69 76
												128	A	Appalachian St.	52 74
												144	H	Louisiana Tech	90 88
												161	A	Southern Ill.	49 58
												164	H	Charlotte	63 62
												169	H	Indiana St.	53 62
												173	A	Wisconsin	49 67
												177	H	Southern Miss.	52 64
												236	A	Bowling Green	76 99
												266	H	Cleveland St.	86 64
												282	A	Fla. Atlantic	72 67
												290	H	Tennessee St.	80 59
												315	H	Coppin St.	88 67
												320	A	FIU	86 58
												338	H	Evansville	72 65
												347	H	Delaware St.	75 63
LAST 12 Division I GAMES:															
				320	A	FIU	86 58	177	H	Southern Miss.	52 64				
				282	A	Fla. Atlantic	72 67	144	H	Louisiana Tech	90 88				
				118	A	Western Ky.	55 85	122	H	Towson	69 76				
				164	H	Charlotte	63 62	39	A	Clemson	54 68				
				64	H	Old Dominion	57 48	290	H	Tennessee St.	80 59				
				347	H	Delaware St.	75 63	266	H	Cleveland St.	86 64				

Non-Div I Games: Bluefield St. 82 29

Marshall

Average RPI Win:	141	WON-LOST	WINNING	LAST 10	STRENGTH OF	OPP. STRENGTH	TEAM	ADJ.	CONF.	ADJ CONF.
Average RPI Loss:	18	RECORD	PCT. RANK	GAMES	SCHEDULE	OF SCHEDULE	RPI	RPI	RPI	RPI
DIV. I ONLY	18- 2	10	8-2	108	16	18	18	4	4	
DIV. I NON-CONF.	11- 0	1	0- 0	231	64	26	26	5	5	

TOTALS	RPI 1-25	RPI 26-50	W-L RECORDS	RPI 51-100	RPI 101-150	RPI 150+				
18- 2	1- 2	3- 0	OVERALL	6- 0	2- 0	6- 0				
9- 1	0- 1	2- 0	HOME	3- 0	1- 0	3- 0				
7- 1	1- 1	1- 0	AWAY	3- 0	0- 0	2- 0				
2- 0	0- 0	0- 0	NEUTRAL	0- 0	1- 0	1- 0				
11- 0	1- 0	2- 0	NON-CONFERENCE	0- 0	2- 0	6- 0				
6- 0	0- 0	2- 0	HOME	0- 0	1- 0	3- 0				
3- 0	1- 0	0- 0	AWAY	0- 0	0- 0	2- 0				
2- 0	0- 0	0- 0	NEUTRAL	0- 0	1- 0	1- 0				
7- 2	0- 2	1- 0	CONFERENCE	6- 0	0- 0	0- 0				
3- 1	0- 1	0- 0	HOME	3- 0	0- 0	0- 0				
4- 1	0- 1	1- 0	AWAY	3- 0	0- 0	0- 0				
0- 0	0- 0	0- 0	NEUTRAL	0- 0	0- 0	0- 0				

RPI	S	Opponent	Score	RPI	S	Opponent	Score	RPI	S	Opponent	Score	RPI	S	Opponent	Score
14	H	Rutgers	65 73	35	A	Indiana	76 56	74	H	Michigan	83 69	115	H	Dayton	82 71
20	A	South Carolina	85 61	38	H	Georgia Tech	67 54	94	A	Ohio St.	70 57	130	N	Georgia	58 51
22	A	Michigan St.	60 77	45	H	James Madison	87 63	94	H	Ohio St.	75 69	172	A	George Washington	69 30
								97	A	Nebraska	81 63	186	A	Delaware	77 53
								99	A	Penn St.	77 61	296	H	Loyola Maryland	83 48
								99	H	Penn St.	79 67	300	H	UMBC	92 61
												315	H	Coppin St.	93 36
												323	N	Morgan St.	68 44

LAST 12 Division I GAMES:															
99	H	Penn St.	79 67	35	A	Indiana	76 56	94	A	Ohio St.	70 57	99	A	Penn St.	77 61
22	A	Michigan St.	60 77	94	A	Ohio St.	70 57	186	A	Delaware	77 53	296	H	Loyola Maryland	83 48
74	H	Michigan	83 69	99	A	Penn St.	77 61	45	H	James Madison	87 63				
97	A	Nebraska	81 63												
94	H	Ohio St.	75 69												
14	H	Rutgers	65 73												

Non-Div I Games:

Maryland

Average RPI Win:	232	WON-LOST	WINNING	LAST 10	STRENGTH OF	OPP. STRENGTH	TEAM	ADJ.	CONF.	ADJ CONF.
Average RPI Loss:	165	RECORD	PCT. RANK	GAMES	SCHEDULE	OF SCHEDULE	RPI	RPI	RPI	RPI
DIV. I ONLY	11- 10	160	4-6	233	263	199	199	17	17	
DIV. I NON-CONF.	8- 6	138	0- 0	244	321	202	202	16	16	

TOTALS	RPI 1-25	RPI 26-50	W-L RECORDS	RPI 51-100	RPI 101-150	RPI 150+				
11- 10	0- 0	0- 1	OVERALL	0- 1	1- 3	10- 5				
6- 4	0- 0	0- 0	HOME	0- 0	0- 0	6- 4				
4- 5	0- 0	0- 0	AWAY	0- 1	1- 3	3- 1				
1- 1	0- 0	0- 1	NEUTRAL	0- 0	0- 0	1- 0				
8- 6	0- 0	0- 1	NON-CONFERENCE	0- 1	0- 1	8- 3				
5- 2	0- 0	0- 0	HOME	0- 0	0- 0	5- 2				
2- 3	0- 0	0- 0	AWAY	0- 1	0- 1	2- 1				
1- 1	0- 0	0- 1	NEUTRAL	0- 0	0- 0	1- 0				
3- 4	0- 0	0- 0	CONFERENCE	0- 0	1- 2	2- 2				
1- 2	0- 0	0- 0	HOME	0- 0	0- 0	1- 2				
2- 2	0- 0	0- 0	AWAY	0- 0	1- 2	1- 0				
0- 0	0- 0	0- 0	NEUTRAL	0- 0	0- 0	0- 0				

RPI 1-25				RPI 26-50				RPI 51-100				RPI 101+				Team's RPI: 199
RPI	S	Opponent	Score	RPI	S	Opponent	Score	RPI	S	Opponent	Score	RPI	S	Opponent	Score	
				48	N	Bucknell I	58 77	67	A	Northeastern	52 53	115	A	Dayton	47 75	
												122	A	Towson	53 78	
												126	A	VCU	48 52	
												127	A	Davi dson	70 58	
												162	H	Boston U.	66 55	
												165	A	Marist	70 55	
												189	H	George Mason	52 70	
												200	H	Saint Louis	70 66	
												208	A	Brown	90 61	
												209	H	St. Bonaventure	63 64	
												217	H	North Dakota	52 59	
												227	H	Sacred Heart	78 61	
												257	H	UTRGV	74 70	
												265	A	Siena	59 64	
												286	A	La Salle	74 60	
												294	H	UMass Lowell I	59 62	
												295	N	Fairfield	59 49	
												301	H	Central Conn. St.	74 59	
												321	H	Incarnate Word	71 59	

LAST 12 Division I GAMES:																
				127	A	Davi dson	70 58	126	A	VCU	48 52					
				189	H	George Mason	52 70	209	H	St. Bonaventure	63 64					
				286	A	La Salle	74 60	294	H	UMass Lowell I	59 62					
				115	A	Dayton	47 75	265	A	Siena	59 64					
				200	H	Saint Louis	70 66	162	H	Boston U.	66 55					
				165	A	Marist	70 55	321	H	Incarnate Word	71 59					

Non-Div I Games:

Massachusetts

■ Loss,
 ■ Non-Conf,
 ■ S Site,
 ■ H Home
 ■ A Away
 N Neutral

Average RPI Win:	269	WON-LOST	WINNING	LAST 10	STRENGTH OF	OPP. STRENGTH	TEAM	ADJ.	CONF.	ADJ CONF.
Average RPI Loss:	190	RECORD	PCT. RANK	GAMES	SCHEDULE	OF SCHEDULE	RPI	RPI	RPI	RPI
DIV. I ONLY	3- 12	313	5-5	274	272	322	322	26	26	
DIV. I NON-CONF.	0- 8	336	0- 0	101	186	309	309	23	23	
<hr/>										
TOTALS	RPI 1-25	RPI 26-50	W-L RECORDS	RPI 51-100	RPI 101-150	RPI 150+				
3- 12	0- 0	0- 1	OVERALL	0- 2	0- 2	3- 7				
2- 3	0- 0	0- 0	HOME	0- 0	0- 1	2- 2				
1- 9	0- 0	0- 1	AWAY	0- 2	0- 1	1- 5				
0- 0	0- 0	0- 0	NEUTRAL	0- 0	0- 0	0- 0				
0- 8	0- 0	0- 1	NON-CONFERENCE	0- 2	0- 2	0- 3				
0- 2	0- 0	0- 0	HOME	0- 0	0- 1	0- 1				
0- 6	0- 0	0- 1	AWAY	0- 2	0- 1	0- 2				
0- 0	0- 0	0- 0	NEUTRAL	0- 0	0- 0	0- 0				
3- 4	0- 0	0- 0	CONFERENCE	0- 0	0- 0	3- 4				
2- 1	0- 0	0- 0	HOME	0- 0	0- 0	2- 1				
1- 3	0- 0	0- 0	AWAY	0- 0	0- 0	1- 3				
0- 0	0- 0	0- 0	NEUTRAL	0- 0	0- 0	0- 0				

RPI 1-25				RPI 26-50				RPI 51-100				RPI 101+ Team's RPI: 322			
RPI	S	Opponent	Score	RPI	S	Opponent	Score	RPI	S	Opponent	Score	RPI	S	Opponent	Score
				31	A	Texas	40 96	54	A	Rice	65 93	144	H	Louisiana Tech	48 89
								58	A	LSU	36 86	145	A	UAB	48 91
												160	A	Abilene Christian	52 109
												176	A	Grambling	51 75
												202	A	Nicholls St.	69 68
												254	H	Louisiana	59 70
												267	H	Southeastern La.	62 56
												297	A	La. -Monroe	60 69
												312	A	New Orleans	76 88
												321	H	Incarnate Word	66 68
												329	A	Northwestern St.	63 82
												337	H	Houston Baptist	81 71
<hr/>															
LAST 12 Division I GAMES:															
				202	A	Nicholls St.	69 68	337	H	Houston Baptist	81 71				
				312	A	New Orleans	76 88	267	H	Southeastern La.	62 56				
				160	A	Abilene Christian	52 109	58	A	LSU	36 86				
				329	A	Northwestern St.	63 82	145	A	UAB	48 91				
				321	H	Incarnate Word	66 68	54	A	Rice	65 93				
				144	H	Louisiana Tech	48 89	297	A	La. -Monroe	60 69				

Non-Div I Games: LSU-Alexandria 60 68 Southern-N. O. 106 54 Louisiana Col. 86 68

McNeese

Average RPI Win: 240

Average RPI Loss: 141

WON-LOST
RECORDWINNING
PCT. RANKLAST 10
GAMESSTRENGTH OF
SCHEDULEOPP. STRENGTH
OF SCHEDULETEAM
RPIADJ.
RPICONF.
RPIADJ CONF.
RPIDIV. I ONLY
DIV. I NON-CONF.8- 12
5- 8228
2244-6
0- 0176
274212
271221
292221
2929
99
9

TOTALS

RPI 1-25

RPI 26-50

W-L RECORDS

RPI 51-100

RPI 101-150

RPI 150+

8- 12

0- 1

0- 0

OVERALL

0- 3

0- 3

8- 5

5- 6

0- 1

0- 0

HOME

0- 2

0- 2

5- 1

2- 6

0- 0

0- 0

AWAY

0- 1

0- 1

2- 4

1- 0

0- 0

0- 0

NEUTRAL

0- 0

0- 0

1- 0

5- 8

0- 0

0- 0

NON-CONFERENCE

0- 2

0- 2

5- 4

4- 4

0- 0

0- 0

HOME

0- 2

0- 1

4- 1

0- 4

0- 0

0- 0

AWAY

0- 0

0- 1

0- 3

1- 0

0- 0

0- 0

NEUTRAL

0- 0

0- 0

1- 0

3- 4

0- 1

0- 0

CONFERENCE

0- 1

0- 1

3- 1

1- 2

0- 1

0- 0

HOME

0- 0

0- 1

1- 0

2- 2

0- 0

0- 0

AWAY

0- 1

0- 0

2- 1

0- 0

0- 0

0- 0

NEUTRAL

0- 0

0- 0

0- 0

RPI 1-25

RPI 26-50

RPI 51-100

RPI 101+

Team's RPI: 221

RPI S Opponent Score
16 H UCF 55 68

RPI S Opponent Score

RPI S Opponent Score
80 H Little Rock 60 63
82 A Cincinnati 56 80
84 H Toledo 48 58RPI S Opponent Score
112 H Tulane 61 62
144 H Louisiana Tech 50 66
145 A UAB 54 85
155 A Tulsa 39 46
159 A South Fla. 47 40
171 N Mercer 59 53
172 A George Washington 38 51
187 A Arkansas St. 66 77
206 A Coastal Caro. 71 90
207 H Southeast Mo. St. 69 57
242 H East Carolina 58 46
243 A Wichita St. 71 50
245 H Samford 53 48
310 H Jackson St. 68 67
312 H New Orleans 59 66
346 H N. C. Central 77 56

LAST 12 Division I GAMES:

159 A South Fla. 47 40
242 H East Carolina 58 46
243 A Wichita St. 71 50
155 A Tulsa 39 46
16 H UCF 55 68
172 A George Washington 38 51
112 H Tulane 61 62
82 A Cincinnati 56 80
346 H N. C. Central 77 56
80 H Little Rock 60 63
207 H Southeast Mo. St. 69 57
245 H Samford 53 48

Memphis

Memphis

Non-Div I Games:

Memphis

Average RPI Win: 234
Average RPI Loss: 139

WON-LOST
RECORD

WINNING
PCT. RANK

LAST 10
GAMES

STRENGTH OF
SCHEDULE

OPP. STRENGTH
OF SCHEDULE

TEAM
RPI

ADJ.
RPI

CONF.
RPI

ADJ CONF.
RPI

DIV. I ONLY	13- 7	88	8-2	299	122	171	171	25	25
DIV. I NON-CONF.	8- 7	160	0- 0	215	130	182	182	25	25

TOTALS	RPI 1-25	RPI 26-50	W-L RECORDS	RPI 51-100	RPI 101-150	RPI 150+			
13- 7	0- 2	0- 0	OVERALL	0- 0	1- 2	12- 3			
7- 3	0- 2	0- 0	HOME	0- 0	1- 0	6- 1			
5- 3	0- 0	0- 0	AWAY	0- 0	0- 2	5- 1			
1- 1	0- 0	0- 0	NEUTRAL	0- 0	0- 0	1- 1			
8- 7	0- 2	0- 0	NON-CONFERENCE	0- 0	0- 2	8- 3			
4- 3	0- 2	0- 0	HOME	0- 0	0- 0	4- 1			
3- 3	0- 0	0- 0	AWAY	0- 0	0- 2	3- 1			
1- 1	0- 0	0- 0	NEUTRAL	0- 0	0- 0	1- 1			
5- 0	0- 0	0- 0	CONFERENCE	0- 0	1- 0	4- 0			
3- 0	0- 0	0- 0	HOME	0- 0	1- 0	2- 0			
2- 0	0- 0	0- 0	AWAY	0- 0	0- 0	2- 0			
0- 0	0- 0	0- 0	NEUTRAL	0- 0	0- 0	0- 0			

RPI	S	Opponent	Score
16	H	UCF	42 76
21	H	Florida St.	56 57

RPI	S	Opponent	Score
-----	---	----------	-------

RPI	S	Opponent	Score
-----	---	----------	-------

RPI	S	Opponent	Score
103	A	Wake Forest	54 69
121	H	Chattanooga	65 58
130	A	Georgia	60 67
164	H	Charlotte	57 40
172	A	George Washington	61 53
190	H	UNC Asheville	61 47
212	H	Florida	92 82
221	N	Memphis	53 59
233	A	Jacksonville	66 71
236	N	Bowling Green	76 63
240	A	Howard	85 70
245	H	Samford	76 68
249	H	Col umbi a	68 72
252	H	ETSU	64 41
271	A	Ga. Southern	79 72
291	H	Kennesaw St.	64 48
313	A	UNC Greensboro	71 58
331	A	Western Caro.	69 67

LAST 12 Division I GAMES:

313	A	UNC Greensboro	71 58	252	H	ETSU	64 41
331	A	Western Caro.	69 67	121	H	Chattanooga	65 58
245	H	Samford	76 68	172	A	George Washington	61 53
249	H	Col umbi a	68 72	240	A	Howard	85 70
233	A	Jacksonville	66 71	164	H	Charlotte	57 40
190	H	UNC Asheville	61 47	21	H	Florida St.	56 57

Non-Div I Games:

Mercer

Loss, Non-Conf, S Site, H Home A Away N Neutral

Average RPI Win:	134	WON-LOST	WINNING	LAST 10	STRENGTH OF	OPP. STRENGTH	TEAM	ADJ.	CONF.	ADJ CONF.
Average RPI Loss:	26	RECORD	PCT. RANK	GAMES	SCHEDULE	OF SCHEDULE	RPI	RPI	RPI	RPI
DIV. I ONLY	18- 4	26	8-2	73	8	24	24	1	1	
DIV. I NON-CONF.	12- 3	52	2- 1	135	26	48	48	1	1	

TOTALS	RPI 1-25	RPI 26-50	W-L RECORDS	RPI 51-100	RPI 101-150	RPI 150+				
18- 4	2- 2	1- 2	OVERALL	5- 0	4- 0	6- 0				
12- 2	1- 1	1- 1	HOME	4- 0	2- 0	4- 0				
4- 2	1- 1	0- 1	AWAY	1- 0	1- 0	1- 0				
2- 0	0- 0	0- 0	NEUTRAL	0- 0	1- 0	1- 0				
12- 3	1- 2	0- 1	NON-CONFERENCE	2- 0	3- 0	6- 0				
9- 1	1- 1	0- 0	HOME	2- 0	2- 0	4- 0				
1- 2	0- 1	0- 1	AWAY	0- 0	0- 0	1- 0				
2- 0	0- 0	0- 0	NEUTRAL	0- 0	1- 0	1- 0				
6- 1	1- 0	1- 1	CONFERENCE	3- 0	1- 0	0- 0				
3- 1	0- 0	1- 1	HOME	2- 0	0- 0	0- 0				
3- 0	1- 0	0- 0	AWAY	1- 0	1- 0	0- 0				
0- 0	0- 0	0- 0	NEUTRAL	0- 0	0- 0	0- 0				

RPI	S	Opponent	Score	RPI	S	Opponent	Score	RPI	S	Opponent	Score	RPI	S	Opponent	Score
9	A	Syracuse	84 71	29	A	Purdue	63 74	56	A	Duke	58 50	101	N	Alabama	101 74
11	H	Marquette	63 55	34	H	North Carolina	76 68	69	H	SFA	81 60	103	A	Wake Forest	72 57
12	A	Iowa St.	52 75	39	H	Clemson	67 76	78	H	Virginia Tech	68 61	110	H	Hartford	75 62
25	H	Central Mich.	80 90					83	H	Boston College	76 73	135	H	Colorado	73 58
								97	H	Nebraska	82 68	168	N	Vanderbilt	90 65
												181	H	UMES	71 53
												201	H	Temple	73 61
												312	H	New Orleans	78 38
												320	A	FIU	94 43
												349	H	Florida A&M	103 54

LAST 12 Division I GAMES:															
12	A	Iowa St.	52 75	110	H	Hartford	75 62								
83	H	Boston College	76 73	11	H	Marquette	63 55								
9	A	Syracuse	84 71	103	A	Wake Forest	72 57								
34	H	North Carolina	76 68	78	H	Virginia Tech	68 61								
56	A	Duke	58 50	25	H	Central Mich.	80 90								
39	H	Clemson	67 76	349	H	Florida A&M	103 54								

Non-Div I Games:

Average RPI Win:	185	WON-LOST	WINNING	LAST 10	STRENGTH OF	OPP. STRENGTH	TEAM	ADJ.	CONF.	ADJ CONF.
Average RPI Loss:	124	RECORD	PCT. RANK	GAMES	SCHEDULE	OF SCHEDULE	RPI	RPI	RPI	RPI
DIV. I ONLY	13- 4	42	7-3	169	137	59	59	8	8	
DIV. I NON-CONF.	8- 2	52	0- 0	328	289	126	126	8	8	

TOTALS	RPI 1-25	RPI 26-50	W-L RECORDS	RPI 51-100	RPI 101-150	RPI 150+				
13- 4	1- 1	0- 1	OVERALL	4- 0	1- 1	7- 1				
6- 1	0- 0	0- 1	HOME	3- 0	1- 0	2- 0				
7- 3	1- 1	0- 0	AWAY	1- 0	0- 1	5- 1				
0- 0	0- 0	0- 0	NEUTRAL	0- 0	0- 0	0- 0				
8- 2	0- 1	0- 0	NON-CONFERENCE	1- 0	1- 0	6- 1				
3- 0	0- 0	0- 0	HOME	1- 0	1- 0	1- 0				
5- 2	0- 1	0- 0	AWAY	0- 0	0- 0	5- 1				
0- 0	0- 0	0- 0	NEUTRAL	0- 0	0- 0	0- 0				
5- 2	1- 0	0- 1	CONFERENCE	3- 0	0- 1	1- 0				
3- 1	0- 0	0- 1	HOME	2- 0	0- 0	1- 0				
2- 1	1- 0	0- 0	AWAY	1- 0	0- 1	0- 0				
0- 0	0- 0	0- 0	NEUTRAL	0- 0	0- 0	0- 0				

RPI 1-25				RPI 26-50				RPI 51-100				RPI 101+			
RPI	S	Opponent	Score	RPI	S	Opponent	Score	RPI	S	Opponent	Score	RPI	S	Opponent	Score
4	A	Louisville	73 95	30	H	Buffalo	59 66	55	A	Ohio	67 61	111	A	Northern Ill.	71 82
25	A	Central Mich.	70 67					82	H	Cincinnati	78 65	134	H	High Point	68 55
								84	H	Toledo	65 64	167	H	Ball St.	60 57
								90	H	Kent St.	79 63	205	A	Jacksonville St.	58 41
												277	A	Canisius	62 59
												302	A	Valparaiso	68 47
												314	H	Eastern Ky.	60 44
												332	A	Detroit Mercy	78 59
												333	A	UIC	65 56
												349	A	Florida A&M	56 57

LAST 12 Division I GAMES:															
167	H	Ball St.	60 57	55	A	Ohio	67 61	349	A	Florida A&M	56 57				
25	A	Central Mich.	70 67	90	H	Kent St.	79 63	302	A	Valparaiso	68 47				
30	H	Buffalo	59 66					82	H	Cincinnati	78 65				
84	H	Toledo	65 64					333	A	UIC	65 56				
111	A	Northern Ill.	71 82												
205	A	Jacksonville St.	58 41												

Non-Div I Games: Ohio Dominican 74 29

Miami (OH)

Average RPI Win:	155	WON-LOST	WINNING	LAST 10	STRENGTH OF	OPP. STRENGTH	TEAM	ADJ.	CONF.	ADJ CONF.
Average RPI Loss:	42	RECORD	PCT. RANK	GAMES	SCHEDULE	OF SCHEDULE	RPI	RPI	RPI	RPI
DIV. I ONLY	15- 5	49	6-4	55	35	22	22	4	4	
DIV. I NON-CONF.	10- 1	18	0- 0	181	47	36	36	5	5	

TOTALS	RPI 1-25	RPI 26-50	W-L RECORDS	RPI 51-100	RPI 101-150	RPI 150+				
15- 5	3- 2	0- 1	OVERALL	2- 2	3- 0	7- 0				
11- 0	3- 0	0- 0	HOME	1- 0	2- 0	5- 0				
3- 4	0- 1	0- 1	AWAY	1- 2	1- 0	1- 0				
1- 1	0- 1	0- 0	NEUTRAL	0- 0	0- 0	1- 0				
10- 1	1- 1	0- 0	NON-CONFERENCE	1- 0	2- 0	6- 0				
7- 0	1- 0	0- 0	HOME	1- 0	1- 0	4- 0				
2- 0	0- 0	0- 0	AWAY	0- 0	1- 0	1- 0				
1- 1	0- 1	0- 0	NEUTRAL	0- 0	0- 0	1- 0				
5- 4	2- 1	0- 1	CONFERENCE	1- 2	1- 0	1- 0				
4- 0	2- 0	0- 0	HOME	0- 0	1- 0	1- 0				
1- 4	0- 1	0- 1	AWAY	1- 2	0- 0	0- 0				
0- 0	0- 0	0- 0	NEUTRAL	0- 0	0- 0	0- 0				

RPI	S	Opponent	Score	RPI	S	Opponent	Score	RPI	S	Opponent	Score	RPI	S	Opponent	Score
5	H	Oregon	88 82	35	A	Indiana	64 68	63	A	Northwestern	62 70	102	H	Virginia	91 66
6	N	NC State	74 78					74	A	Michigan	77 73	110	A	Hartford	74 66
8	H	Iowa	84 70					93	H	Wright St.	84 68	148	H	Minnesota	86 68
14	A	Rutgers	62 76					94	A	Ohio St.	55 65	180	H	Illinois	77 60
18	H	Maryland	77 60									225	H	Texas Southern	91 45
												236	H	Bowling Green	99 69
												252	H	ETSU	75 53
												282	H	Fla. Atlantic	89 74
												291	N	Kennesaw St.	75 51
												306	A	Oakland	102 58

LAST 12 Division I GAMES:															
14	A	Rutgers	62 76	74	A	Michigan	77 73								
18	H	Maryland	77 60	180	H	Illinois	77 60								
94	A	Ohio St.	55 65	8	H	Iowa	84 70								
148	H	Minnesota	86 68	282	H	Fla. Atlantic	89 74								
35	A	Indiana	64 68	110	A	Hartford	74 66								
63	A	Northwestern	62 70	5	H	Oregon	88 82								

Non-Div I Games:

Michigan St.

Average RPI Win:	212	WON-LOST	WINNING	LAST 10	STRENGTH OF	OPP. STRENGTH	TEAM	ADJ.	CONF.	ADJ CONF.
Average RPI Loss:	83	RECORD	PCT. RANK	GAMES	SCHEDULE	OF SCHEDULE	RPI	RPI	RPI	RPI
DIV. I ONLY	16- 5	45	8-2	181	139	73	73	16	16	
DIV. I NON-CONF.	9- 4	85	0- 1	93	203	55	55	18	18	

TOTALS	RPI 1-25	RPI 26-50	W-L RECORDS	RPI 51-100	RPI 101-150	RPI 150+				
16- 5	0- 1	0- 0	OVERALL	1- 2	2- 2	13- 0				
7- 2	0- 0	0- 0	HOME	0- 2	1- 0	6- 0				
7- 3	0- 1	0- 0	AWAY	1- 0	0- 2	6- 0				
2- 0	0- 0	0- 0	NEUTRAL	0- 0	1- 0	1- 0				
9- 4	0- 1	0- 0	NON-CONFERENCE	1- 1	1- 2	7- 0				
4- 1	0- 0	0- 0	HOME	0- 1	0- 0	4- 0				
3- 3	0- 1	0- 0	AWAY	1- 0	0- 2	2- 0				
2- 0	0- 0	0- 0	NEUTRAL	0- 0	1- 0	1- 0				
7- 1	0- 0	0- 0	CONFERENCE	0- 1	1- 0	6- 0				
3- 1	0- 0	0- 0	HOME	0- 1	1- 0	2- 0				
4- 0	0- 0	0- 0	AWAY	0- 0	0- 0	4- 0				
0- 0	0- 0	0- 0	NEUTRAL	0- 0	0- 0	0- 0				

RPI 1-25				RPI 26-50				RPI 51-100				RPI 101+			
RPI	S	Opponent	Score	RPI	S	Opponent	Score	RPI	S	Opponent	Score	RPI	S	Opponent	Score
23	A	Kentucky	55 72					54	H	Rice	47 60	120	A	Tennessee Tech	64 68
								75	H	Belmont	38 45	121	N	Chattanooga	58 47
								95	A	Troy	67 64	142	A	Fordham	49 61
												144	H	Louisiana Tech	75 38
												158	H	Georgia St.	69 54
												168	H	Vanderbilt	65 58
												177	H	Southern Miss.	66 49
												184	H	North Texas	61 46
												190	H	UNC Asheville	67 46
												224	A	UNLV	66 62
												237	A	Furman	78 71
												251	N	Dartmouth	70 58
												263	A	UTSA	72 52
												269	A	UTEP	79 49
												282	A	Fla. Atlantic	74 55
												316	H	Mississippi Val.	101 51
												320	A	FIU	49 43

LAST 12 Division I GAMES:															
184	H	North Texas	61 46	142	A	Fordham	49 61	224	A	UNLV	66 62				
54	H	Rice	47 60	282	A	Fla. Atlantic	74 55	320	A	FIU	49 43				
269	A	UTEP	79 49	121	N	Chattanooga	58 47								
263	A	UTSA	72 52	190	H	UNC Asheville	67 46								
144	H	Louisiana Tech	75 38												
177	H	Southern Miss.	66 49												

Non-Div I Games:

Middle Tenn.

Average RPI Win:	263	WON-LOST	WINNING	LAST 10	STRENGTH OF	OPP. STRENGTH	TEAM	ADJ.	CONF.	ADJ CONF.
Average RPI Loss:	101	RECORD	PCT. RANK	GAMES	SCHEDULE	OF SCHEDULE	RPI	RPI	RPI	RPI
DIV. I ONLY	10- 10	165	5-5	207	168	194	194	20	20	
DIV. I NON-CONF.	5- 6	177	0- 0	122	136	163	163	19	19	

TOTALS	RPI 1-25	RPI 26-50	W-L RECORDS	RPI 51-100	RPI 101-150	RPI 150+				
10- 10	0- 2	0- 2	OVERALL	0- 2	1- 2	9- 2				
5- 5	0- 2	0- 0	HOME	0- 1	1- 1	4- 1				
4- 5	0- 0	0- 2	AWAY	0- 1	0- 1	4- 1				
1- 0	0- 0	0- 0	NEUTRAL	0- 0	0- 0	1- 0				
5- 6	0- 2	0- 2	NON-CONFERENCE	0- 0	0- 1	5- 1				
2- 3	0- 2	0- 0	HOME	0- 0	0- 0	2- 1				
2- 3	0- 0	0- 2	AWAY	0- 0	0- 1	2- 0				
1- 0	0- 0	0- 0	NEUTRAL	0- 0	0- 0	1- 0				
5- 4	0- 0	0- 0	CONFERENCE	0- 2	1- 1	4- 1				
3- 2	0- 0	0- 0	HOME	0- 1	1- 1	2- 0				
2- 2	0- 0	0- 0	AWAY	0- 1	0- 0	2- 1				
0- 0	0- 0	0- 0	NEUTRAL	0- 0	0- 0	0- 0				

RPI 1-25				RPI 26-50				RPI 51-100				RPI 101+ Team's RPI: 194			
RPI	S	Opponent	Score	RPI	S	Opponent	Score	RPI	S	Opponent	Score	RPI	S	Opponent	Score
11	H	Marquette	74 83	35	A	Indiana	66 68	76	H	Green Bay	62 76	116	H	Youngstown St.	71 68
21	H	Florida St.	62 87	47	A	Saint Mary's (CA)	71 73	93	A	Wright St.	57 61	125	H	IUPUI	66 67
												137	A	Fresno St.	48 65
												173	H	Wisconsin	57 68
												174	N	UC Riverside	56 54
												217	A	North Dakota	64 46
												249	H	Columbia	78 65
												266	H	Cleveland St.	59 53
												288	A	Northern Ky.	54 55
												305	A	North Dakota St.	57 55
												306	A	Oakland	79 52
												332	A	Detroit Mercy	62 44
												333	H	UIC	72 53
												335	H	Purdue Fort Wayne	70 48
LAST 12 Division I GAMES:															
332	A	Detroit Mercy	62 44	333	H	UIC	72 53	125	H	IUPUI	66 67				
306	A	Oakland	79 52	76	H	Green Bay	62 76	21	H	Florida St.	62 87				
266	H	Cleveland St.	59 53	305	A	North Dakota St.	57 55	217	A	North Dakota	64 46				
116	H	Youngstown St.	71 68												
93	A	Wright St.	57 61												
288	A	Northern Ky.	54 55												

Non-Div I Games:

Milwaukee

Average RPI	Win:	218	WON-LOST	WINNING	LAST 10	STRENGTH OF	OPP. STRENGTH	TEAM	ADJ.	CONF.	ADJ CONF.
Average RPI	Loss:	72	RECORD	PCT. RANK	GAMES	SCHEDULE	OF SCHEDULE	RPI	RPI	RPI	RPI
DIV. I ONLY		13- 7	88	3-7	206	70	148	148	4	4	
DIV. I NON-CONF.		11- 0	1	0- 0	320	184	69	69	5	5	

TOTALS	RPI 1-25		RPI 26-50		W-L RECORDS	RPI 51-100		RPI 101-150		RPI 150+	
13- 7	1- 2		0- 1		OVERALL	1- 3		0- 0		11- 1	
10- 4	1- 1		0- 1		HOME	0- 1		0- 0		9- 1	
3- 3	0- 1		0- 0		AWAY	1- 2		0- 0		2- 0	
0- 0	0- 0		0- 0		NEUTRAL	0- 0		0- 0		0- 0	
11- 0	1- 0		0- 0		NON-CONFERENCE	1- 0		0- 0		9- 0	
9- 0	1- 0		0- 0		HOME	0- 0		0- 0		8- 0	
2- 0	0- 0		0- 0		AWAY	1- 0		0- 0		1- 0	
0- 0	0- 0		0- 0		NEUTRAL	0- 0		0- 0		0- 0	
2- 7	0- 2		0- 1		CONFERENCE	0- 3		0- 0		2- 1	
1- 4	0- 1		0- 1		HOME	0- 1		0- 0		1- 1	
1- 3	0- 1		0- 0		AWAY	0- 2		0- 0		1- 0	
0- 0	0- 0		0- 0		NEUTRAL	0- 0		0- 0		0- 0	

RPI	S	Opponent	Score	RPI	S	Opponent	Score	RPI	S	Opponent	Score	RPI	S	Opponent	Score	Team's RPI: 148
8	H	Iowa	63 81	29	H	Purdue	53 64	74	A	Michigan	60 76	173	A	Wisconsin	78 50	
9	H	Syracuse	72 68					83	A	Boston College	77 69	173	H	Wisconsin	74 56	
22	A	Michigan St.	68 86					94	H	Ohio St.	55 65	180	H	Illinois	62 66	
								97	A	Nebraska	57 63	183	A	Xavier	78 53	
												195	H	Rhode Island	91 71	
												215	H	Cornell	65 45	
												234	H	Air Force	67 50	
												258	H	San Diego	53 48	
												315	H	Coppin St.	84 52	
												321	H	Incarnate Word	75 39	
												327	H	New Hampshire	70 47	
												344	H	Ark.-Pine Bluff	84 42	

LAST 12 Division I GAMES:																
97	A	Nebraska	57 63	94	H	Ohio St.	55 65	173	H	Wisconsin	74 56	195	H	Rhode Island	91 71	
173	A	Wisconsin	78 50	29	H	Purdue	53 64	315	H	Coppin St.	84 52	83	A	Boston College	77 69	
8	H	Iowa	63 81													
22	A	Michigan St.	68 86													
180	H	Illinois	62 66													
74	A	Michigan	60 76													

Non-Div I Games:

Minnesota

Average RPI	Win:	137	WON-LOST	WINNING	LAST 10	STRENGTH OF	OPP. STRENGTH	TEAM	ADJ.	CONF.	ADJ CONF.
Average RPI	Loss:	5	RECORD	PCT. RANK	GAMES	SCHEDULE	OF SCHEDULE	RPI	RPI	RPI	RPI
DIV. I ONLY		19- 1		2	9-1	48	42	10	10	5	5
DIV. I NON-CONF.		12- 1		11	0- 0	98	34	13	13	6	6
<hr/>											
TOTALS	RPI 1-25		RPI 26-50		W-L RECORDS	RPI 51-100		RPI 101-150		RPI 150+	
19- 1	3- 1		2- 0		OVERALL	3- 0		3- 0		8- 0	
11- 0	3- 0		0- 0		HOME	1- 0		1- 0		6- 0	
8- 1	0- 1		2- 0		AWAY	2- 0		2- 0		2- 0	
0- 0	0- 0		0- 0		NEUTRAL	0- 0		0- 0		0- 0	
12- 1	1- 1		1- 0		NON-CONFERENCE	2- 0		2- 0		6- 0	
7- 0	1- 0		0- 0		HOME	1- 0		0- 0		5- 0	
5- 1	0- 1		1- 0		AWAY	1- 0		2- 0		1- 0	
0- 0	0- 0		0- 0		NEUTRAL	0- 0		0- 0		0- 0	
7- 0	2- 0		1- 0		CONFERENCE	1- 0		1- 0		2- 0	
4- 0	2- 0		0- 0		HOME	0- 0		1- 0		1- 0	
3- 0	0- 0		1- 0		AWAY	1- 0		0- 0		1- 0	
0- 0	0- 0		0- 0		NEUTRAL	0- 0		0- 0		0- 0	

RPI	S	Opponent	Score	RPI	S	Opponent	Score	RPI	S	Opponent	Score	RPI	S	Opponent	Score
5	A	Oregon	74 82	31	A	Texas	67 49	57	A	Auburn	85 59	102	A	Virginia	72 44
11	H	Marquette	87 82	49	A	Arkansas	93 69	68	H	Lamar University	104 53	119	A	Washington	103 56
20	H	South Carolina	89 74					80	A	Little Rock	98 63	130	H	Georgia	80 71
23	H	Kentucky	86 71									177	A	Southern Miss.	86 42
												197	H	Ole Miss	80 49
												207	H	Southeast Mo. St.	88 53
												212	A	Florida	90 42
												237	H	Furman	106 41
												254	H	Louisiana	104 36
												310	H	Jackson St.	105 38
												315	H	Coppin St.	110 38
<hr/>															
LAST 12 Division I GAMES:															
20	H	South Carolina	89 74	197	H	Ole Miss	80 49								
57	A	Auburn	85 59	212	A	Florida	90 42								
130	H	Georgia	80 71	119	A	Washington	103 56								
23	H	Kentucky	86 71	5	A	Oregon	74 82								
49	A	Arkansas	93 69	177	A	Southern Miss.	86 42								
254	H	Louisiana	104 36	11	H	Marquette	87 82								

Non-Div I Games:

Mississippi St.

Average RPI Win:	295	WON-LOST	WINNING	LAST 10	STRENGTH OF	OPP. STRENGTH	TEAM	ADJ.	CONF.	ADJ CONF.
Average RPI Loss:	188	RECORD	PCT. RANK	GAMES	SCHEDULE	OF SCHEDULE	RPI	RPI	RPI	RPI
DIV. I ONLY	3- 15	323	2-8	242	334	316	316	29	29	
DIV. I NON-CONF.	1- 10	330	0- 0	78	325	265	265	27	27	

TOTALS	RPI 1-25	RPI 26-50	W-L RECORDS	RPI 51-100	RPI 101-150	RPI 150+				
3- 15	0- 0	0- 1	OVERALL	0- 2	0- 2	3- 10				
1- 4	0- 0	0- 0	HOME	0- 0	0- 1	1- 3				
2- 10	0- 0	0- 1	AWAY	0- 1	0- 1	2- 7				
0- 1	0- 0	0- 0	NEUTRAL	0- 1	0- 0	0- 0				
1- 10	0- 0	0- 1	NON-CONFERENCE	0- 2	0- 2	1- 5				
0- 1	0- 0	0- 0	HOME	0- 0	0- 1	0- 0				
1- 8	0- 0	0- 1	AWAY	0- 1	0- 1	1- 5				
0- 1	0- 0	0- 0	NEUTRAL	0- 1	0- 0	0- 0				
2- 5	0- 0	0- 0	CONFERENCE	0- 0	0- 0	2- 5				
1- 3	0- 0	0- 0	HOME	0- 0	0- 0	1- 3				
1- 2	0- 0	0- 0	AWAY	0- 0	0- 0	1- 2				
0- 0	0- 0	0- 0	NEUTRAL	0- 0	0- 0	0- 0				

RPI	S	Opponent	Score	RPI	S	Opponent	Score	RPI	S	Opponent	Score	RPI	S	Opponent	Score	Team's RPI: 316
50	A	TCU	47	96	73	A	Middle Tenn.	51	101	132	A	UT Martin	51	110		
					95	N	Troy	54	75	146	H	North Ala.	72	86		
										177	A	Southern Miss.	60	67		
										182	A	Southern U.	67	74		
										187	A	Arkansas St.	57	60		
										198	A	SMU	47	62		
										202	A	Nicholls St.	47	72		
										204	H	Prairie View	65	75		
										225	H	Texas Southern	50	68		
										239	H	Alabama St.	64	62		
										297	A	La.-Monroe	65	72		
										299	H	Alabama A&M	60	80		
										303	A	Austin Peay	95	89		
										344	A	Ark.-Pine Bluff	62	56		
										350	A	Alcorn	63	73		
LAST 12 Division I GAMES:																
182	A	Southern U.	67	74	225	H	Texas Southern	50	68							
350	A	Alcorn	63	73	204	H	Prairie View	65	75							
239	H	Alabama St.	64	62	146	H	North Ala.	72	86							
299	H	Alabama A&M	60	80	187	A	Arkansas St.	57	60							
344	A	Ark.-Pine Bluff	62	56	297	A	La.-Monroe	65	72							
132	A	UT Martin	51	110	202	A	Nicholls St.	47	72							

Non-Div I Games:

Mississippi Val.

Average RPI	Win:	135	WON-LOST	WINNING	LAST 10	STRENGTH OF	OPP. STRENGTH	TEAM	ADJ.	CONF.	ADJ CONF.
Average RPI	Loss:	73	RECORD	PCT. RANK	GAMES	SCHEDULE	OF SCHEDULE	RPI	RPI	RPI	RPI
DIV. I ONLY		16- 6		62	7-3	50	61	36	36	5	5
DIV. I NON-CONF.		11- 3		56	1- 0	92	81	46	46	6	6

TOTALS	RPI 1-25		RPI 26-50		W-L RECORDS	RPI 51-100		RPI 101-150		RPI 150+	
16- 6	0- 2		1- 1		OVERALL	6- 2		1- 0		8- 1	
9- 2	0- 0		1- 1		HOME	2- 1		1- 0		5- 0	
5- 3	0- 2		0- 0		AWAY	2- 0		0- 0		3- 1	
2- 1	0- 0		0- 0		NEUTRAL	2- 1		0- 0		0- 0	
11- 3	0- 0		0- 1		NON-CONFERENCE	4- 2		0- 0		7- 0	
5- 2	0- 0		0- 1		HOME	1- 1		0- 0		4- 0	
4- 0	0- 0		0- 0		AWAY	1- 0		0- 0		3- 0	
2- 1	0- 0		0- 0		NEUTRAL	2- 1		0- 0		0- 0	
5- 3	0- 2		1- 0		CONFERENCE	2- 0		1- 0		1- 1	
4- 0	0- 0		1- 0		HOME	1- 0		1- 0		1- 0	
1- 3	0- 2		0- 0		AWAY	1- 0		0- 0		0- 1	
0- 0	0- 0		0- 0		NEUTRAL	0- 0		0- 0		0- 0	

RPI 1-25				RPI 26-50				RPI 51-100				RPI 101+			
RPI	S	Opponent	Score	RPI	S	Opponent	Score	RPI	S	Opponent	Score	RPI	S	Opponent	Score
20	A	South Carolina	65 79	32	H	South Dakota	61 74	53	A	Tennessee	66 64	130	H	Georgia	61 35
23	A	Kentucky	41 52	49	H	Arkansas	71 53	56	N	Duke	62 54	179	H	Texas St.	69 50
								57	H	Auburn	74 65	180	A	Illinois	67 45
								62	A	West Virginia	68 51	187	H	Arkansas St.	70 50
								66	N	Quinnipiac	65 51	195	H	UMKC	66 59
								74	N	Michigan	54 70	197	H	Ole Miss	78 55
								76	H	Green Bay	49 56	200	A	Saint Louis	74 62
								96	H	Missouri St.	65 61	211	H	SIUE	59 36
												212	A	Florida	56 58
												235	A	Western Ill.	89 64

LAST 12 Division I GAMES:															
57	H	Auburn	74 65	56	N	Duke	62 54	23	A	Kentucky	41 52	66	N	Quinnipiac	65 51
20	A	South Carolina	65 79	53	A	Tennessee	66 64	20	A	South Carolina	65 79	197	H	Ole Miss	78 55
130	H	Georgia	61 35	187	H	Arkansas St.	70 50	212	A	Florida	56 58	180	A	Illinois	67 45
212	A	Florida	56 58	195	H	UMKC	66 59	49	H	Arkansas	71 53				

Non-Div I Games:

Missouri

Average RPI Win:	194	WON-LOST	WINNING	LAST 10	STRENGTH OF	OPP. STRENGTH	TEAM	ADJ.	CONF.	ADJ CONF.
Average RPI Loss:	99	RECORD	PCT. RANK	GAMES	SCHEDULE	OF SCHEDULE	RPI	RPI	RPI	RPI
DIV. I ONLY	11- 7	114	10-0	94	147	96	96	12	12	
DIV. I NON-CONF.	4- 7	228	0- 0	49	49	154	154	14	14	

TOTALS	RPI 1-25	RPI 26-50	W-L RECORDS	RPI 51-100	RPI 101-150	RPI 150+				
11- 7	0- 1	0- 3	OVERALL	1- 0	2- 1	8- 2				
7- 2	0- 1	0- 1	HOME	1- 0	0- 0	6- 0				
2- 5	0- 0	0- 2	AWAY	0- 0	1- 1	1- 2				
2- 0	0- 0	0- 0	NEUTRAL	0- 0	1- 0	1- 0				
4- 7	0- 1	0- 3	NON-CONFERENCE	1- 0	1- 1	2- 2				
2- 2	0- 1	0- 1	HOME	1- 0	0- 0	1- 0				
0- 5	0- 0	0- 2	AWAY	0- 0	0- 1	0- 2				
2- 0	0- 0	0- 0	NEUTRAL	0- 0	1- 0	1- 0				
7- 0	0- 0	0- 0	CONFERENCE	0- 0	1- 0	6- 0				
5- 0	0- 0	0- 0	HOME	0- 0	0- 0	5- 0				
2- 0	0- 0	0- 0	AWAY	0- 0	1- 0	1- 0				
0- 0	0- 0	0- 0	NEUTRAL	0- 0	0- 0	0- 0				

RPI 1-25				RPI 26-50				RPI 51-100				Team's RPI : 96				RPI 101+			
RPI	S	Opponent	Score	RPI	S	Opponent	Score	RPI	S	Opponent	Score	RPI	S	Opponent	Score	RPI	S	Opponent	Score
13	H	Gonzaga	67 70	32	H	South Dakota	74 85	80	H	Little Rock	48 44	144	N	Louisiana Tech	82 70	147	A	Santa Clara	73 77
				35	A	Indiana	74 98					149	A	Bradley	68 56	161	H	Southern Ill.	66 51
				36	A	Missouri	61 65					167	H	Ball St.	74 54	169	H	Indiana St.	71 58
												184	A	North Texas	76 83	191	A	Illinois St.	59 47
												211	N	SIUE	68 65	222	H	Loyola Chicago	84 49
												243	A	Wichita St.	60 63	302	H	Valparaiso	108 63
												338	H	Evansville	88 66				
LAST 12 Division I GAMES:																			
191	A	Illinois St.	59 47	302	H	Valparaiso	108 63												
149	A	Bradley	68 56	222	H	Loyola Chicago	84 49												
161	H	Southern Ill.	66 51	211	N	SIUE	68 65												
338	H	Evansville	88 66	144	N	Louisiana Tech	82 70												
169	H	Indiana St.	71 58	13	H	Gonzaga	67 70												
80	H	Little Rock	48 44	35	A	Indiana	74 98												

Non-Div I Games:

Missouri St.

Average RPI Win:	244	WON-LOST	WINNING	LAST 10	STRENGTH OF	OPP. STRENGTH	TEAM	ADJ.	CONF.	ADJ CONF.
Average RPI Loss:	174	RECORD	PCT. RANK	GAMES	SCHEDULE	OF SCHEDULE	RPI	RPI	RPI	RPI
DIV. I ONLY	7- 11	236	4-6	214	241	250	250	27	27	
DIV. I NON-CONF.	4- 7	228	0- 0	221	224	242	242	28	28	

TOTALS	RPI 1-25	RPI 26-50	W-L RECORDS	RPI 51-100	RPI 101-150	RPI 150+				
7- 11	0- 0	0- 1	OVERALL	0- 3	0- 1	7- 6				
4- 5	0- 0	0- 1	HOME	0- 1	0- 0	4- 3				
3- 6	0- 0	0- 0	AWAY	0- 2	0- 1	3- 3				
0- 0	0- 0	0- 0	NEUTRAL	0- 0	0- 0	0- 0				
4- 7	0- 0	0- 1	NON-CONFERENCE	0- 2	0- 1	4- 3				
2- 3	0- 0	0- 1	HOME	0- 1	0- 0	2- 1				
2- 4	0- 0	0- 0	AWAY	0- 1	0- 1	2- 2				
0- 0	0- 0	0- 0	NEUTRAL	0- 0	0- 0	0- 0				
3- 4	0- 0	0- 0	CONFERENCE	0- 1	0- 0	3- 3				
2- 2	0- 0	0- 0	HOME	0- 0	0- 0	2- 2				
1- 2	0- 0	0- 0	AWAY	0- 1	0- 0	1- 1				
0- 0	0- 0	0- 0	NEUTRAL	0- 0	0- 0	0- 0				

RPI 1-25				RPI 26-50				RPI 51-100				RPI 101+				Team's RPI : 250	
RPI	S	Opponent	Score	RPI	S	Opponent	Score	RPI	S	Opponent	Score	RPI	S	Opponent	Score		
				48	H	Bucknell I	32 70	66	A	Qui nni pi ac	38 67	136	A	Lehi gh	48 63		
								78	A	Vi rgi ni a Tech	49 82	165	A	Mari st	45 69		
								86	H	Pri nceton	47 79	172	A	George Washi ngton	55 51		
												203	H	Ri der	43 55		
												218	H	Navy	68 67		
												227	A	Sacred Heart	55 50		
												231	H	Ni agara	76 54		
												242	A	East Carol i na	67 73		
												260	H	Al bany (NY)	64 56		
												265	H	Si ena	68 77		
												277	H	Can i si us	67 61		
												296	H	Loyol a Maryl and	67 75		
												324	A	Lafayette	69 73		
												326	A	I ona	55 38		
LAST 12 Di vi si on I GAMES:																	
				265	H	Si ena	68 77	231	H	Ni agara	76 54						
				165	A	Mari st	45 69	277	H	Can i si us	67 61						
				66	A	Qui nni pi ac	38 67	218	H	Navy	68 67						
				203	H	Ri der	43 55	86	H	Pri nceton	47 79						
				326	A	I ona	55 38	324	A	Lafayette	69 73						
				296	H	Loyol a Maryl and	67 75	172	A	George Washi ngton	55 51						

Non-Div I Games:

Monmouth

Average RPI	Win:	210	WON-LOST	WINNING	LAST 10	STRENGTH OF	OPP. STRENGTH	TEAM	ADJ.	CONF.	ADJ CONF.
Average RPI	Loss:	96	RECORD	PCT. RANK	GAMES	SCHEDULE	OF SCHEDULE	RPI	RPI	RPI	RPI
DIV. I ONLY		9- 8		146	6-4	127	132	141	141	15	15
DIV. I NON-CONF.		4- 4		162	1- 0	38	75	75	75	11	11

TOTALS	RPI 1-25		RPI 26-50		W-L RECORDS	RPI 51-100		RPI 101-150		RPI 150+	
9- 8	0- 1		0- 1		OVERALL	1- 2		2- 3		6- 1	
5- 3	0- 0		0- 1		HOME	1- 0		2- 1		2- 1	
3- 5	0- 1		0- 0		AWAY	0- 2		0- 2		3- 0	
1- 0	0- 0		0- 0		NEUTRAL	0- 0		0- 0		1- 0	
4- 4	0- 1		0- 1		NON-CONFERENCE	1- 1		1- 1		2- 0	
2- 1	0- 0		0- 1		HOME	1- 0		1- 0		0- 0	
1- 3	0- 1		0- 0		AWAY	0- 1		0- 1		1- 0	
1- 0	0- 0		0- 0		NEUTRAL	0- 0		0- 0		1- 0	
5- 4	0- 0		0- 0		CONFERENCE	0- 1		1- 2		4- 1	
3- 2	0- 0		0- 0		HOME	0- 0		1- 1		2- 1	
2- 2	0- 0		0- 0		AWAY	0- 1		0- 1		2- 0	
0- 0	0- 0		0- 0		NEUTRAL	0- 0		0- 0		0- 0	

RPI	S	Opponent	Score	RPI	S	Opponent	Score	RPI	S	Opponent	Score	RPI	S	Opponent	Score	Team's RPI: 141
13	A	Gonzaga	52 76	32	H	South Dakota	41 64	65	A	Arizona	51 100	107	H	Idaho	82 79	
								72	H	UC Davis	62 56	111	H	Northern Ill.	86 70	
								100	A	Idaho St.	34 50	113	H	Northern Colo.	62 73	
												119	A	Washington	54 69	
												139	A	Portland St.	60 78	
												188	H	Eastern Wash.	62 68	
												229	A	Sacramento St.	88 86	
												238	N	Saint Francis (PA)	79 77	
												244	H	Northern Ariz.	78 62	
												246	H	Southern Utah	79 57	
												308	A	Weber St.	72 60	
												339	A	Grand Canyon	69 47	

LAST 12 Division I GAMES:																
308	A	Weber St.	72 60	238	N	Saint Francis (PA)	79 77	72	H	UC Davis	62 56	229	A	Sacramento St.	88 86	
100	A	Idaho St.	34 50									246	H	Southern Utah	79 57	
107	H	Idaho	82 79									244	H	Northern Ariz.	78 62	
113	H	Northern Colo.	62 73									119	A	Washington	54 69	
188	H	Eastern Wash.	62 68													
139	A	Portland St.	60 78													

Non-Div I Games: Providence (MT) 90 45

Montana

Average RPI	Win: 232	WON-LOST	WINNING	LAST 10	STRENGTH OF	OPP. STRENGTH	TEAM	ADJ.	CONF.	ADJ CONF.
Average RPI	Loss: 83	RECORD	PCT. RANK	GAMES	SCHEDULE	OF SCHEDULE	RPI	RPI	RPI	RPI
DIV. I ONLY	9- 9	165	5-5	145	121	143	143	15	15	
DIV. I NON-CONF.	4- 5	190	1- 0	64	54	106	106	11	11	

TOTALS	RPI 1-25	RPI 26-50	W-L RECORDS	RPI 51-100	RPI 101-150	RPI 150+				
9- 9	0- 1	0- 3	OVERALL	0- 2	1- 2	8- 1				
4- 3	0- 0	0- 1	HOME	0- 0	0- 1	4- 1				
4- 6	0- 1	0- 2	AWAY	0- 2	1- 1	3- 0				
1- 0	0- 0	0- 0	NEUTRAL	0- 0	0- 0	1- 0				
4- 5	0- 1	0- 3	NON-CONFERENCE	0- 1	0- 0	4- 0				
2- 1	0- 0	0- 1	HOME	0- 0	0- 0	2- 0				
1- 4	0- 1	0- 2	AWAY	0- 1	0- 0	1- 0				
1- 0	0- 0	0- 0	NEUTRAL	0- 0	0- 0	1- 0				
5- 4	0- 0	0- 0	CONFERENCE	0- 1	1- 2	4- 1				
2- 2	0- 0	0- 0	HOME	0- 0	0- 1	2- 1				
3- 2	0- 0	0- 0	AWAY	0- 1	1- 1	2- 0				
0- 0	0- 0	0- 0	NEUTRAL	0- 0	0- 0	0- 0				

RPI 1-25				RPI 26-50				RPI 51-100				RPI 101+ Team's RPI: 143			
RPI	S	Opponent	Score	RPI	S	Opponent	Score	RPI	S	Opponent	Score	RPI	S	Opponent	Score
11	A	Marquette	52 100	33	H	South Dakota St.	67 88	69	A	SFA	53 60	107	H	Idaho	66 82
				46	A	Wyoming	58 66	100	A	Idaho St.	43 61	113	A	Northern Colo.	79 66
				50	A	TCU	49 71					139	A	Portland St.	53 55
												179	A	Texas St.	67 59
												186	N	Delaware	69 60
												188	H	Eastern Wash.	87 89
												229	A	Sacramento St.	69 53
												244	H	Northern Ariz.	80 70
												246	H	Southern Utah	69 64
												275	H	Long Beach St.	85 62
												308	A	Weber St.	66 59
												311	H	Omaha	59 56

LAST 12 Division I GAMES:															
308	A	Weber St.	66 59	179	A	Texas St.	67 59	100	A	Idaho St.	43 61	244	H	Northern Ariz.	80 70
188	H	Eastern Wash.	87 89	246	H	Southern Utah	69 64	33	H	South Dakota St.	67 88	311	H	Omaha	59 56
113	A	Northern Colo.	79 66												
107	H	Idaho	66 82												
229	A	Sacramento St.	69 53												
139	A	Portland St.	53 55												

Non-Div I Games: Carroll (MT) 64 48

Montana St.

Average RPI Win:	247	WON-LOST	WINNING	LAST 10	STRENGTH OF	OPP. STRENGTH	TEAM	ADJ.	CONF.	ADJ CONF.
Average RPI Loss:	153	RECORD	PCT. RANK	GAMES	SCHEDULE	OF SCHEDULE	RPI	RPI	RPI	RPI
DIV. I ONLY	13- 6	74	7-3	223	307	131	131	21	21	
DIV. I NON-CONF.	7- 4	109	0- 0	277	311	168	168	20	20	

TOTALS	RPI 1-25	RPI 26-50	W-L RECORDS	RPI 51-100	RPI 101-150	RPI 150+				
13- 6	0- 2	0- 0	OVERALL	0- 1	3- 0	10- 3				
8- 1	0- 0	0- 0	HOME	0- 0	2- 0	6- 1				
5- 5	0- 2	0- 0	AWAY	0- 1	1- 0	4- 2				
0- 0	0- 0	0- 0	NEUTRAL	0- 0	0- 0	0- 0				
7- 4	0- 2	0- 0	NON-CONFERENCE	0- 0	1- 0	6- 2				
4- 1	0- 0	0- 0	HOME	0- 0	0- 0	4- 1				
3- 3	0- 2	0- 0	AWAY	0- 0	1- 0	2- 1				
0- 0	0- 0	0- 0	NEUTRAL	0- 0	0- 0	0- 0				
6- 2	0- 0	0- 0	CONFERENCE	0- 1	2- 0	4- 1				
4- 0	0- 0	0- 0	HOME	0- 0	2- 0	2- 0				
2- 2	0- 0	0- 0	AWAY	0- 1	0- 0	2- 1				
0- 0	0- 0	0- 0	NEUTRAL	0- 0	0- 0	0- 0				

RPI 1-25				RPI 26-50				RPI 51-100				RPI 101+ Team's RPI: 131			
RPI	S	Opponent	Score	RPI	S	Opponent	Score	RPI	S	Opponent	Score	RPI	S	Opponent	Score
2	A	Baylor	58 96					75	A	Belmont	50 77	120	H	Tennessee Tech	77 56
23	A	Kentucky	57 87									124	A	Radford	79 72
												132	H	UT Martin	85 75
												205	H	Jacksonville St.	66 55
												207	H	Southeast Mo. St.	82 54
												238	A	Saint Francis (PA)	83 89
												247	A	Gardner-Webb	84 69
												262	A	N.C. A&T	72 67
												276	H	St. Francis Brooklyn	94 101
												290	A	Tennessee St.	85 62
												302	H	Valparaiso	68 62
												303	A	Austin Peay	80 81
												307	A	Murray St.	83 61
												334	H	Lipscomb	79 44
												338	H	Evansville	85 63
												345	H	Chicago St.	104 68

LAST 12 Division I GAMES:															
132	H	UT Martin	85 75	205	H	Jacksonville St.	66 55	120	H	Tennessee Tech	77 56				
207	H	Southeast Mo. St.	82 54	120	H	Tennessee Tech	77 56	334	H	Lipscomb	79 44				
290	A	Tennessee St.	85 62	334	H	Lipscomb	79 44	238	A	Saint Francis (PA)	83 89				
75	A	Belmont	50 77	238	A	Saint Francis (PA)	83 89	124	A	Radford	79 72				
303	A	Austin Peay	80 81	124	A	Radford	79 72	2	A	Baylor	58 96				
307	A	Murray St.	83 61	2	A	Baylor	58 96								

Non-Div I Games: Alice Lloyd 121 56 Ky. Christian 119 28

Morehead St.

Average RPI Win: 326

Average RPI Loss: 179

WON-LOST
RECORDWINNING
PCT. RANKLAST 10
GAMESSTRENGTH OF
SCHEDULEOPP. STRENGTH
OF SCHEDULETEAM
RPIADJ.
RPICONF.
RPIADJ CONF.
RPI

DIV. I ONLY	5- 15	293	5-5	260	332	323	323	32	32
DIV. I NON-CONF.	1- 11	335	0- 1	176	202	325	325	32	32

TOTALS	RPI 1-25	RPI 26-50	W-L RECORDS	RPI 51-100	RPI 101-150	RPI 150+			
5- 15	0- 1	0- 0	OVERALL	0- 3	0- 3	5- 8			
4- 4	0- 0	0- 0	HOME	0- 0	0- 0	4- 4			
1- 8	0- 0	0- 0	AWAY	0- 3	0- 2	1- 3			
0- 3	0- 1	0- 0	NEUTRAL	0- 0	0- 1	0- 1			
1- 11	0- 1	0- 0	NON-CONFERENCE	0- 3	0- 3	1- 4			
1- 2	0- 0	0- 0	HOME	0- 0	0- 0	1- 2			
0- 6	0- 0	0- 0	AWAY	0- 3	0- 2	0- 1			
0- 3	0- 1	0- 0	NEUTRAL	0- 0	0- 1	0- 1			
4- 4	0- 0	0- 0	CONFERENCE	0- 0	0- 0	4- 4			
3- 2	0- 0	0- 0	HOME	0- 0	0- 0	3- 2			
1- 2	0- 0	0- 0	AWAY	0- 0	0- 0	1- 2			
0- 0	0- 0	0- 0	NEUTRAL	0- 0	0- 0	0- 0			

RPI 1-25				RPI 26-50				RPI 51-100				RPI 101+ Team's RPI: 323			
RPI	S	Opponent	Score	RPI	S	Opponent	Score	RPI	S	Opponent	Score	RPI	S	Opponent	Score
18	N	Maryland	44 68					62	A	West Virginia	37 72	110	A	Hartford	59 80
								69	A	SFA	42 69	118	A	Western Ky.	43 90
								74	A	Michigan	47 70	130	N	Georgia	33 60
												181	H	UMES	68 73
												231	N	Niagara	57 67
												240	A	Howard	56 79
												262	A	N. C. A&T	29 62
												264	H	Bethune-Cookman	69 73
												294	H	UMass Lowell	61 49
												298	H	South Carolina St.	62 51
												300	H	UMBC	68 73
												301	H	Central Conn. St.	36 60
												320	A	FIU	50 59
												343	H	Savannah St.	63 47
												346	A	N. C. Central	65 62
												349	H	Florida A&M	75 71
LAST 12 Division I GAMES:															
264	H	Bethune-Cookman	69 73	231	N	Niagara	57 67								
346	A	N. C. Central	65 62	349	H	Florida A&M	75 71								
262	A	N. C. A&T	29 62	181	H	UMES	68 73								
240	A	Howard	56 79	294	H	UMass Lowell	61 49								
298	H	South Carolina St.	62 51	300	H	UMBC	68 73								
343	H	Savannah St.	63 47	62	A	West Virginia	37 72								

Non-Div I Games:

Washington Adventist 60 43

Lincoln (PA)

46 51

Morgan St.

Loss,
Non-Conf,
S Site,
H Home
A Away
N Neutral

RPI

Average RPI Win:	298	WON-LOST	WINNING	LAST 10	STRENGTH OF	OPP. STRENGTH	TEAM	ADJ.	CONF.	ADJ CONF.
Average RPI Loss:	158	RECORD	PCT. RANK	GAMES	SCHEDULE	OF SCHEDULE	RPI	RPI	RPI	RPI
DIV. I ONLY	4- 13	301	2-8	256	192	307	307	21	21	
DIV. I NON-CONF.	2- 7	288	0- 0	222	179	306	306	20	20	

TOTALS	RPI 1-25	RPI 26-50	W-L RECORDS	RPI 51-100	RPI 101-150	RPI 150+				
4- 13	0- 1	0- 1	OVERALL	0- 2	0- 2	4- 7				
3- 5	0- 0	0- 0	HOME	0- 1	0- 1	3- 3				
1- 8	0- 1	0- 1	AWAY	0- 1	0- 1	1- 4				
0- 0	0- 0	0- 0	NEUTRAL	0- 0	0- 0	0- 0				
2- 7	0- 1	0- 1	NON-CONFERENCE	0- 1	0- 0	2- 4				
2- 2	0- 0	0- 0	HOME	0- 0	0- 0	2- 2				
0- 5	0- 1	0- 1	AWAY	0- 1	0- 0	0- 2				
0- 0	0- 0	0- 0	NEUTRAL	0- 0	0- 0	0- 0				
2- 6	0- 0	0- 0	CONFERENCE	0- 1	0- 2	2- 3				
1- 3	0- 0	0- 0	HOME	0- 1	0- 1	1- 1				
1- 3	0- 0	0- 0	AWAY	0- 0	0- 1	1- 2				
0- 0	0- 0	0- 0	NEUTRAL	0- 0	0- 0	0- 0				

RPI 1-25				RPI 26-50				RPI 51-100				RPI 101+ Team's RPI: 307			
RPI	S	Opponent	Score	RPI	S	Opponent	Score	RPI	S	Opponent	Score	RPI	S	Opponent	Score
23	A	Kentucky	49 88	42	A	Butler	65 86	53	A	Tennessee	77 98	131	H	Morehead St.	61 83
								75	H	Bel mont	58 65	132	A	UT Martin	67 75
												161	H	Southern Ill.	59 65
												180	A	Illinois	52 84
												187	A	Arkansas St.	63 74
												207	A	Southeast Mo. St.	64 59
												211	A	SIUE	54 71
												268	A	Eastern Ill.	67 75
												290	H	Tennessee St.	61 65
												299	H	Al abama A&M	53 59
												314	H	Eastern Ky.	81 63
												334	H	Li pscomb	97 61
												338	H	Evansvi lle	81 53
LAST 12 Division I GAMES:															
211	A	SIUE	54 71	290	H	Tennessee St.	61 65								
268	A	Eastern Ill.	67 75	75	H	Bel mont	58 65								
207	A	Southeast Mo. St.	64 59	53	A	Tennessee	77 98								
132	A	UT Martin	67 75	23	A	Kentucky	49 88								
314	H	Eastern Ky.	81 63	161	H	Southern Ill.	59 65								
131	H	Morehead St.	61 83	180	A	Illinois	52 84								

Non-Div I Games: Oakland City 113 55 Bethel (TN) 86 50

Murray St.

■ Loss,
 ■ Non-Conf,
 ■ S Site,
 ■ Home
 ■ A Away
 N Neutral

N
•
C
•
A
&
T

N
•
C
•
A
&
T

N. C. A&T

Page 182

Average RPI Win:	312	WON-LOST	WINNING	LAST 10	STRENGTH OF	OPP. STRENGTH	TEAM	ADJ.	CONF.	ADJ CONF.
Average RPI Loss:	223	RECORD	PCT. RANK	GAMES	SCHEDULE	OF SCHEDULE	RPI	RPI	RPI	RPI

DIV. I ONLY	4- 15	311	3-7	346	323	346	346	32	32
DIV. I NON-CONF.	2- 10	311	0- 0	299	270	342	342	32	32

TOTALS	RPI 1-25	RPI 26-50	W-L RECORDS	RPI 51-100	RPI 101-150	RPI 150+			
4- 15	0- 1	0- 0	OVERALL	0- 0	0- 2	4- 12			
3- 7	0- 0	0- 0	HOME	0- 0	0- 1	3- 6			
1- 7	0- 1	0- 0	AWAY	0- 0	0- 1	1- 5			
0- 1	0- 0	0- 0	NEUTRAL	0- 0	0- 0	0- 1			
2- 10	0- 1	0- 0	NON-CONFERENCE	0- 0	0- 2	2- 7			
2- 4	0- 0	0- 0	HOME	0- 0	0- 1	2- 3			
0- 5	0- 1	0- 0	AWAY	0- 0	0- 1	0- 3			
0- 1	0- 0	0- 0	NEUTRAL	0- 0	0- 0	0- 1			
2- 5	0- 0	0- 0	CONFERENCE	0- 0	0- 0	2- 5			
1- 3	0- 0	0- 0	HOME	0- 0	0- 0	1- 3			
1- 2	0- 0	0- 0	AWAY	0- 0	0- 0	1- 2			
0- 0	0- 0	0- 0	NEUTRAL	0- 0	0- 0	0- 0			

RPI 1-25				RPI 26-50				RPI 51-100				RPI 101+ Team's RPI: 346			
RPI	S	Opponent	Score	RPI	S	Opponent	Score	RPI	S	Opponent	Score	RPI	S	Opponent	Score
8	A	Iowa	39 106									134	A	High Point	69 80
												138	H	UNCW	82 89
												158	A	Georgia St.	54 65
												181	A	UMES	49 59
												192	H	Elon	54 83
												206	H	Coastal Caro.	66 89
												221	A	Memphis	56 77
												262	H	N. C. A&T	49 52
												264	H	Bethune-Cookman	50 67
												273	A	Winthrop	41 66
												278	H	Wofford	66 59
												291	N	Kennesaw St.	54 78
												313	H	UNC Greensboro	66 57
												315	H	Coppin St.	62 57
												323	H	Morgan St.	62 65
												341	H	USC Upstate	63 82
												343	A	Savannah St.	71 67
												347	A	Delaware St.	61 71

LAST 12 Division I GAMES:															
323	H	Morgan St.	62 65	343	A	Savannah St.	71 67								
315	H	Coppin St.	62 57	262	H	N. C. A&T	49 52								
347	A	Delaware St.	61 71	291	N	Kennesaw St.	54 78								
181	A	UMES	49 59	158	A	Georgia St.	54 65								
264	H	Bethune-Cookman	50 67	278	H	Wofford	66 59								
221	A	Memphis	56 77	313	H	UNC Greensboro	66 57								

Non-Div I Games: Wilberforce 55 49

N. C. Central

N
C
S
t
a
t
e

NC State				Through Games Of Jan. 30, 2019							
Average RPI	Win:	95	WON-LOST	WINNING	LAST 10	STRENGTH OF	OPP. STRENGTH	TEAM	ADJ.	CONF.	ADJ CONF.
Average RPI	Loss:	0	RECORD	PCT. RANK	GAMES	SCHEDULE	OF SCHEDULE	RPI	RPI	RPI	RPI
DIV. I ONLY		20- 0	1	10-0		39	6	6	6	1	1
DIV. I NON-CONF.		13- 0	1	0- 0		39	25	6	6	1	1

TOTALS	RPI 1-25		RPI 26-50		W-L RECORDS	RPI 51-100		RPI 101-150		RPI 150+	
20- 0	1- 0		2- 0		OVERALL	9- 0		5- 0		3- 0	
13- 0	0- 0		1- 0		HOME	7- 0		3- 0		2- 0	
5- 0	0- 0		1- 0		AWAY	2- 0		2- 0		0- 0	
2- 0	1- 0		0- 0		NEUTRAL	0- 0		0- 0		1- 0	
13- 0	1- 0		0- 0		NON-CONFERENCE	6- 0		3- 0		3- 0	
9- 0	0- 0		0- 0		HOME	5- 0		2- 0		2- 0	
2- 0	0- 0		0- 0		AWAY	1- 0		1- 0		0- 0	
2- 0	1- 0		0- 0		NEUTRAL	0- 0		0- 0		1- 0	
7- 0	0- 0		2- 0		CONFERENCE	3- 0		2- 0		0- 0	
4- 0	0- 0		1- 0		HOME	2- 0		1- 0		0- 0	
3- 0	0- 0		1- 0		AWAY	1- 0		1- 0		0- 0	
0- 0	0- 0		0- 0		NEUTRAL	0- 0		0- 0		0- 0	

RPI 1-25		Team's RPI: 6		RPI 26-50		RPI 51-100		RPI 101+			
RPI	S	Opponent	Score	RPI	S	Opponent	Score	RPI	S	Opponent	Score
22	N	Michigan St.	78 74	38	A	Georgia Tech	68 60	56	H	Duke	63 51
				39	H	Clemson	54 51	64	H	Old Domini on	85 56
								71	H	Mai ne	84 46
								74	H	Mi chi gan	66 55
								75	H	Bel mont	77 62
								78	H	Vir gi ni a Tech	70 61
								83	A	Boston Col lege	85 69
								90	H	Kent St.	78 61
								98	A	Georgetown	76 65

N
C
S
t
a
t
e

Non-Div I Games:

NC State

Average RPI Win:	305	WON-LOST	WINNING	LAST 10	STRENGTH OF	OPP. STRENGTH	TEAM	ADJ.	CONF.	ADJ CONF.
Average RPI Loss:	185	RECORD	PCT. RANK	GAMES	SCHEDULE	OF SCHEDULE	RPI	RPI	RPI	RPI
DIV. I ONLY	5- 15	293	3-7	239	333	304	304	24	24	
DIV. I NON-CONF.	3- 10	278	0- 0	288	339	316	316	26	26	
<hr/>										
TOTALS	RPI 1-25	RPI 26-50	W-L RECORDS	RPI 51-100	RPI 101-150	RPI 150+				
5- 15	0- 0	0- 0	OVERALL	0- 4	0- 3	5- 8				
3- 7	0- 0	0- 0	HOME	0- 2	0- 2	3- 3				
2- 8	0- 0	0- 0	AWAY	0- 2	0- 1	2- 5				
0- 0	0- 0	0- 0	NEUTRAL	0- 0	0- 0	0- 0				
3- 10	0- 0	0- 0	NON-CONFERENCE	0- 3	0- 1	3- 6				
1- 4	0- 0	0- 0	HOME	0- 1	0- 1	1- 2				
2- 6	0- 0	0- 0	AWAY	0- 2	0- 0	2- 4				
0- 0	0- 0	0- 0	NEUTRAL	0- 0	0- 0	0- 0				
2- 5	0- 0	0- 0	CONFERENCE	0- 1	0- 2	2- 2				
2- 3	0- 0	0- 0	HOME	0- 1	0- 1	2- 1				
0- 2	0- 0	0- 0	AWAY	0- 0	0- 1	0- 1				
0- 0	0- 0	0- 0	NEUTRAL	0- 0	0- 0	0- 0				

RPI 1-25				RPI 26-50				RPI 51-100				RPI 101+ Team's RPI: 304			
RPI	S	Opponent	Score	RPI	S	Opponent	Score	RPI	S	Opponent	Score	RPI	S	Opponent	Score
								62	A	West Virginia	50 95	110	H	Hartford	53 84
								88	H	FGCU	35 67	146	A	North Ala.	60 72
								90	H	Kent St.	40 57	146	H	North Ala.	54 77
								92	A	Penn	42 85	203	A	Rider	46 67
												207	H	Southeast Mo. St.	58 68
												216	A	Colgate	71 53
												230	A	Stetson	48 74
												233	H	Jacksonville	56 61
												240	A	Howard	57 77
												274	H	Vermont	63 71
												291	H	Kennesaw St.	66 60
												309	A	Saint Peter's	57 70
												331	H	Western Caro.	79 71
												334	H	Lipscomb	80 67
												342	A	Fairleigh Dickinson	43 64
												351	A	LIU Brooklyn	72 51
<hr/>															
LAST 12 Division I GAMES:															
230	A	Stetson	48 74	88	H	FGCU	35 67								
233	H	Jacksonville	56 61	146	H	North Ala.	54 77								
334	H	Lipscomb	80 67	90	H	Kent St.	40 57								
146	A	North Ala.	60 72	216	A	Colgate	71 53								
291	H	Kennesaw St.	66 60	351	A	LIU Brooklyn	72 51								
110	H	Hartford	53 84	274	H	Vermont	63 71								

Non-Div I Games:

NJIT

Average RPI Win:	244	WON-LOST	WINNING	LAST 10	STRENGTH OF	OPP. STRENGTH	TEAM	ADJ.	CONF.	ADJ CONF.
Average RPI Loss:	180	RECORD	PCT. RANK	GAMES	SCHEDULE	OF SCHEDULE	RPI	RPI	RPI	RPI
DIV. I ONLY	7- 11	236	4-6	170	308	218	218	19	19	
DIV. I NON-CONF.	4- 5	190	0- 0	153	337	203	203	22	22	

TOTALS	RPI 1-25	RPI 26-50	W-L RECORDS	RPI 51-100	RPI 101-150	RPI 150+				
7- 11	0- 0	0- 1	OVERALL	0- 1	0- 3	7- 6				
3- 6	0- 0	0- 1	HOME	0- 1	0- 2	3- 2				
4- 5	0- 0	0- 0	AWAY	0- 0	0- 1	4- 4				
0- 0	0- 0	0- 0	NEUTRAL	0- 0	0- 0	0- 0				
4- 5	0- 0	0- 0	NON-CONFERENCE	0- 1	0- 1	4- 3				
2- 2	0- 0	0- 0	HOME	0- 1	0- 0	2- 1				
2- 3	0- 0	0- 0	AWAY	0- 0	0- 1	2- 2				
0- 0	0- 0	0- 0	NEUTRAL	0- 0	0- 0	0- 0				
3- 6	0- 0	0- 1	CONFERENCE	0- 0	0- 2	3- 3				
1- 4	0- 0	0- 1	HOME	0- 0	0- 2	1- 1				
2- 2	0- 0	0- 0	AWAY	0- 0	0- 0	2- 2				
0- 0	0- 0	0- 0	NEUTRAL	0- 0	0- 0	0- 0				

RPI 1-25				RPI 26-50				RPI 51-100				RPI 101+ Team's RPI : 218			
RPI	S	Opponent	Score	RPI	S	Opponent	Score	RPI	S	Opponent	Score	RPI	S	Opponent	Score
				48	H	Bucknell I	43 77	92	H	Penn	61 65	108	H	Ameri can	45 58
												135	A	Colorado	43 59
												136	H	Lehi gh	38 56
												162	H	Boston U.	35 49
												165	H	Marist	48 72
												203	A	Ri der	66 60
												213	H	Hol y Cross	54 47
												216	A	Col gate	62 49
												234	A	Air Force	54 47
												250	A	Monmouth	67 68
												262	H	N. C. A&T	72 49
												270	A	Norfol k St.	58 65
												284	H	Saint Joseph' s	49 48
												287	A	Army West Point	52 55
												296	A	Loyol a Maryl and	58 46
												324	A	Lafayette	42 55
LAST 12 Di vi si on I GAMES:															
324	A	Lafayette	42 55	48	H	Bucknell I	43 77	162	H	Boston U.	35 49				
287	A	Army West Point	52 55					296	A	Loyol a Maryl and	58 46				
213	H	Hol y Cross	54 47					284	H	Saint Joseph' s	49 48				
216	A	Col gate	62 49					250	A	Monmouth	67 68				
108	H	Ameri can	45 58					135	A	Colorado	43 59				
136	H	Lehi gh	38 56												

Non-Div I Games: Catholic 81 36

Navy

Average RPI	Win:	169	WON-LOST	WINNING	LAST 10	STRENGTH OF	OPP. STRENGTH	TEAM	ADJ.	CONF.	ADJ CONF.
Average RPI	Loss:	51	RECORD	PCT. RANK	GAMES	SCHEDULE	OF SCHEDULE	RPI	RPI	RPI	RPI
DIV. I ONLY		9- 11		196	4-6	27	40	97	97	4	4
DIV. I NON-CONF.		5- 6		177	0- 0	56	42	120	120	5	5

TOTALS	RPI 1-25		RPI 26-50		W-L RECORDS		RPI 51-100		RPI 101-150		RPI 150+
9- 11	0- 6		0- 1		OVERALL		3- 2		2- 1		4- 1
6- 4	0- 3		0- 0		HOME		2- 1		1- 0		3- 0
2- 7	0- 3		0- 1		AWAY		1- 1		0- 1		1- 1
1- 0	0- 0		0- 0		NEUTRAL		0- 0		1- 0		0- 0
5- 6	0- 3		0- 1		NON-CONFERENCE		1- 1		1- 1		3- 0
4- 1	0- 1		0- 0		HOME		1- 0		0- 0		3- 0
0- 5	0- 2		0- 1		AWAY		0- 1		0- 1		0- 0
1- 0	0- 0		0- 0		NEUTRAL		0- 0		1- 0		0- 0
4- 5	0- 3		0- 0		CONFERENCE		2- 1		1- 0		1- 1
2- 3	0- 2		0- 0		HOME		1- 1		1- 0		0- 0
2- 2	0- 1		0- 0		AWAY		1- 0		0- 0		1- 1
0- 0	0- 0		0- 0		NEUTRAL		0- 0		0- 0		0- 0

RPI	S	Opponent	Score
4	A	Louisville	68 85
8	A	Iowa	71 77
14	H	Rutgers	56 62
15	H	Drake	77 83
18	H	Maryland	63 81
24	A	Miami (FL)	68 82

RPI	S	Opponent	Score
49	A	Arkansas	80 84

RPI	S	Opponent	Score
63	H	Northwestern	54 58
74	H	Michigan	70 56
79	H	Kansas	58 52
85	A	Creighton	65 74
94	A	Ohio St.	78 69

RPI	S	Opponent	Score
106	A	Washington St.	84 87
124	N	Radford	77 39
148	H	Minnesota	63 57
163	H	Denver	96 71
173	A	Wisconsin	69 70
180	A	Illinois	77 67
319	H	San Jose St.	96 63
341	H	USC Upstate	87 64

LAST 12 Division I GAMES:

148	H	Minnesota	63 57	173	A	Wisconsin	69 70
180	A	Illinois	77 67	63	H	Northwestern	54 58
14	H	Rutgers	56 62	74	H	Michigan	70 56
18	H	Maryland	63 81	49	A	Arkansas	80 84
8	A	Iowa	71 77	163	H	Denver	96 71
94	A	Ohio St.	78 69	319	H	San Jose St.	96 63

Non-Div I Games:

Nebraska

Average RPI	Win:	272	WON-LOST	WINNING	LAST 10	STRENGTH OF	OPP. STRENGTH	TEAM	ADJ.	CONF.	ADJ CONF.
Average RPI	Loss:	113	RECORD	PCT. RANK	GAMES	SCHEDULE	OF SCHEDULE	RPI	RPI	RPI	RPI
DIV. I ONLY		6- 12		259	5-5	188	124	256	256	14	14
DIV. I NON-CONF.		3- 7		256	0- 1	201	74	271	271	13	13

TOTALS	RPI 1-25		RPI 26-50		W-L RECORDS	RPI 51-100		RPI 101-150		RPI 150+	
6- 12	0- 0		0- 2		OVERALL	0- 3		0- 4		6- 3	
3- 7	0- 0		0- 2		HOME	0- 2		0- 2		3- 1	
3- 3	0- 0		0- 0		AWAY	0- 0		0- 1		3- 2	
0- 2	0- 0		0- 0		NEUTRAL	0- 1		0- 1		0- 0	
3- 7	0- 0		0- 1		NON-CONFERENCE	0- 2		0- 3		3- 1	
2- 4	0- 0		0- 1		HOME	0- 1		0- 1		2- 1	
1- 1	0- 0		0- 0		AWAY	0- 0		0- 1		1- 0	
0- 2	0- 0		0- 0		NEUTRAL	0- 1		0- 1		0- 0	
3- 5	0- 0		0- 1		CONFERENCE	0- 1		0- 1		3- 2	
1- 3	0- 0		0- 1		HOME	0- 1		0- 1		1- 0	
2- 2	0- 0		0- 0		AWAY	0- 0		0- 0		2- 2	
0- 0	0- 0		0- 0		NEUTRAL	0- 0		0- 0		0- 0	

RPI	S	Opponent	Score	RPI	S	Opponent	Score	RPI	S	Opponent	Score	RPI	S	Opponent	Score	Team's RPI: 256
27	H	Utah	52 74	44	H	New Mexico	64 66	51	H	Southern California	51 72	111	N	Northern Ill.	69 98	
								60	H	Boise St.	74 75	135	H	Colorado	52 65	
								72	N	UC Davis	68 84	137	H	Fresno St.	63 79	
												147	A	Santa Clara	48 56	
												154	H	Texas Tech	67 86	
												178	A	Utah St.	76 79	
												214	A	Colorado St.	62 38	
												224	H	UNLV	70 62	
												234	A	Air Force	74 79	
												261	H	Hawaii	79 78	
												275	A	Long Beach St.	76 67	
												319	A	San Jose St.	52 49	
												340	H	Seattle U	67 54	

LAST 12 Division I GAMES:																
214	A	Colorado St.	62 38	111	N	Northern Ill.	69 98	224	H	UNLV	70 62	178	A	Utah St.	76 79	
234	A	Air Force	74 79	261	H	Hawaii	79 78	340	H	Seattle U	67 54	154	H	Texas Tech	67 86	
60	H	Boise St.	74 75													
137	H	Fresno St.	63 79													
319	A	San Jose St.	52 49													
44	H	New Mexico	64 66													

Non-Div I Games: Stanislaus St. 75 52

Nevada

Average RPI Win: 265

Average RPI Loss: 195

WON-LOST
RECORDWINNING
PCT. RANKLAST 10
GAMESSTRENGTH OF
SCHEDULEOPP. STRENGTH
OF SCHEDULETEAM
RPIADJ.
RPICONF.
RPIADJ CONF.
RPIDIV. I ONLY
DIV. I NON-CONF.3- 17
2- 10328
3111-9
0- 0248
247281
302327
332327
33223
2423
24

TOTALS

RPI 1-25

RPI 26-50

W-L RECORDS

RPI 51-100

RPI 101-150

RPI 150+

3- 17

0- 0

0- 0

OVERALL

0- 3

0- 2

3- 12

2- 6

0- 0

0- 0

HOME

0- 1

0- 1

2- 4

1- 11

0- 0

0- 0

AWAY

0- 2

0- 1

1- 8

0- 0

0- 0

0- 0

NEUTRAL

0- 0

0- 0

0- 0

2- 10

0- 0

0- 0

NON-CONFERENCE

0- 2

0- 1

2- 7

2- 3

0- 0

0- 0

HOME

0- 1

0- 0

2- 2

0- 7

0- 0

0- 0

AWAY

0- 1

0- 1

0- 5

0- 0

0- 0

0- 0

NEUTRAL

0- 0

0- 0

0- 0

1- 7

0- 0

0- 0

CONFERENCE

0- 1

0- 1

1- 5

0- 3

0- 0

0- 0

HOME

0- 0

0- 1

0- 2

1- 4

0- 0

0- 0

AWAY

0- 1

0- 0

1- 3

0- 0

0- 0

0- 0

NEUTRAL

0- 0

0- 0

0- 0

RPI 1-25

RPI 26-50

RPI 51-100

RPI 101+




Team's RPI: 327




RPI S Opponent Score




RPI S Opponent Score




RPI S Opponent Score




RPI S Opponent Score




67   Northeastern 54  69




71   Maine 46  67




86   Princeton 42  90




110   Hartford 48  66



148   Minnesota 47  70




159   South Fla. 36  79




162   Boston U. 39  60




166   Stony Brook 63  82




208   Brown 70  76




213   Holy Cross 74 62



220   Binghamton 62  71



227   Sacred Heart 60  71




251   Dartmouth 42  62




260   Albany (NY) 41  59




274   Vermont 60  69

289   Bryant 79 74




294   UMass Lowell 56 53




300   UMBC 62  64




301   Central Conn. St. 47  56



305   North Dakota St. 51  56




LAST 12 Division I GAMES:




110   Hartford 48  66




274   Vermont 60  69




166   Stony Brook 63  82




294   UMass Lowell 56 53




220   Binghamton 62  71




71   Maine 46  67



260   Albany (NY) 41  59

300   UMBC 62  64

86   Princeton 42  90

251   Dartmouth 42  62

301   Central Conn. St. 47  56

213   Holy Cross 74 62

Non-Div I Games:

U New England

68 44

New Hampshire

Average RPI Win:	180	WON-LOST	WINNING	LAST 10	STRENGTH OF	OPP. STRENGTH	TEAM	ADJ.	CONF.	ADJ CONF.
Average RPI Loss:	141	RECORD	PCT. RANK	GAMES	SCHEDULE	OF SCHEDULE	RPI	RPI	RPI	RPI
DIV. I ONLY	17- 2	11	9-1	192	112	44	44	14	14	
DIV. I NON-CONF.	10- 1	18	1- 0	110	131	29	29	13	13	

TOTALS	RPI 1-25	RPI 26-50	W-L RECORDS	RPI 51-100	RPI 101-150	RPI 150+				
17- 2	0- 0	1- 0	OVERALL	2- 1	2- 0	12- 1				
11- 1	0- 0	0- 0	HOME	1- 1	2- 0	8- 0				
6- 1	0- 0	1- 0	AWAY	1- 0	0- 0	4- 1				
0- 0	0- 0	0- 0	NEUTRAL	0- 0	0- 0	0- 0				
10- 1	0- 0	0- 0	NON-CONFERENCE	2- 1	2- 0	6- 0				
7- 1	0- 0	0- 0	HOME	1- 1	2- 0	4- 0				
3- 0	0- 0	0- 0	AWAY	1- 0	0- 0	2- 0				
0- 0	0- 0	0- 0	NEUTRAL	0- 0	0- 0	0- 0				
7- 1	0- 0	1- 0	CONFERENCE	0- 0	0- 0	6- 1				
4- 0	0- 0	0- 0	HOME	0- 0	0- 0	4- 0				
3- 1	0- 0	1- 0	AWAY	0- 0	0- 0	2- 1				
0- 0	0- 0	0- 0	NEUTRAL	0- 0	0- 0	0- 0				

RPI	S	Opponent	Score	RPI	S	Opponent	Score	Team's RPI: 44	RPI	S	Opponent	Score	RPI	S	Opponent	Score
				46	A	Wyoming	78 75		57	H	Auburn	76 79	110	H	Hartford	72 65
									69	H	SFA	74 33	140	H	Oklahoma	84 80
									91	A	Houston	89 84	170	A	New Mexico St.	75 50
													170	H	New Mexico St.	83 58
													178	A	Utah St.	68 64
													179	H	Texas St.	82 51
													214	H	Colorado St.	70 58
													224	A	UNLV	57 66
													224	H	UNLV	80 77
													229	H	Sacramento St.	85 53
													234	H	Air Force	78 57
													241	H	San Diego St.	70 62
													244	A	Northern Ari z.	84 55
													256	A	Nevada	66 64
													269	H	UTEP	69 51
LAST 12 Division I GAMES:																
				57	H	Auburn	76 79		69	H	SFA	74 33				
				178	A	Utah St.	68 64		110	H	Hartford	72 65				
				224	H	UNLV	80 77		224	A	UNLV	57 66				
				46	A	Wyoming	78 75		256	A	Nevada	66 64				
				241	H	San Diego St.	70 62		234	H	Air Force	78 57				
				214	H	Colorado St.	70 58		229	H	Sacramento St.	85 53				

Non-Div I Games:

New Mexico

Average RPI Win:	280	WON-LOST	WINNING	LAST 10	STRENGTH OF	OPP. STRENGTH	TEAM	ADJ.	CONF.	ADJ CONF.
Average RPI Loss:	149	RECORD	PCT. RANK	GAMES	SCHEDULE	OF SCHEDULE	RPI	RPI	RPI	RPI
DIV. I ONLY	11- 6	98	7-3	250	346	170	170	30	30	
DIV. I NON-CONF.	6- 5	143	1- 0	139	342	150	150	30	30	

TOTALS	RPI 1-25	RPI 26-50	W-L RECORDS	RPI 51-100	RPI 101-150	RPI 150+				
11- 6	0- 0	0- 2	OVERALL	0- 0	0- 1	11- 3				
5- 2	0- 0	0- 1	HOME	0- 0	0- 0	5- 1				
5- 3	0- 0	0- 1	AWAY	0- 0	0- 0	5- 2				
1- 1	0- 0	0- 0	NEUTRAL	0- 0	0- 1	1- 0				
6- 5	0- 0	0- 2	NON-CONFERENCE	0- 0	0- 1	6- 2				
1- 2	0- 0	0- 1	HOME	0- 0	0- 0	1- 1				
4- 2	0- 0	0- 1	AWAY	0- 0	0- 0	4- 1				
1- 1	0- 0	0- 0	NEUTRAL	0- 0	0- 1	1- 0				
5- 1	0- 0	0- 0	CONFERENCE	0- 0	0- 0	5- 1				
4- 0	0- 0	0- 0	HOME	0- 0	0- 0	4- 0				
1- 1	0- 0	0- 0	AWAY	0- 0	0- 0	1- 1				
0- 0	0- 0	0- 0	NEUTRAL	0- 0	0- 0	0- 0				

RPI 1-25				RPI 26-50				RPI 51-100				RPI 101+ Team's RPI: 170			
RPI	S	Opponent	Score	RPI	S	Opponent	Score	RPI	S	Opponent	Score	RPI	S	Opponent	Score
				44	A	New Mexico	58 83					133	N	South Alabama	67 68
				44	H	New Mexico	50 75					160	H	Abilene Christian	46 58
												163	H	Denver	66 64
												174	A	UC Riverside	64 65
												257	H	UTRGV	71 63
												259	H	Utah Valley	58 52
												269	A	UTEP	69 65
												279	A	A&M-Corpus Christi	67 65
												280	A	Western Mich.	66 54
												283	A	CSU Bakersfield	61 59
												285	H	California Baptist	76 69
												318	A	UC Santa Barbara	81 73
												339	A	Grand Canyon	51 54
												340	H	Seattle U	75 55
												350	N	Alcorn	82 64
LAST 12 Division I GAMES:															
				259	H	Utah Valley	58 52	350	N	Alcorn	82 64				
				340	H	Seattle U	75 55	257	H	UTRGV	71 63				
				283	A	CSU Bakersfield	61 59	174	A	UC Riverside	64 65				
				339	A	Grand Canyon	51 54	133	N	South Alabama	67 68				
				285	H	California Baptist	76 69	279	A	A&M-Corpus Christi	67 65				
				318	A	UC Santa Barbara	81 73	44	H	New Mexico	50 75				

Non-Div I Games: Tex. Permian Basin 70 38 Northern N.M. 101 51

New Mexico St.

■ Loss,
 ■ Non-Conf,
 ■ S Site,
 ■ Home
 ■ A Away
 N Neutral

Average RPI Win:	291	WON-LOST	WINNING	LAST 10	STRENGTH OF	OPP. STRENGTH	TEAM	ADJ.	CONF.	ADJ CONF.
Average RPI Loss:	182	RECORD	PCT. RANK	GAMES	SCHEDULE	OF SCHEDULE	RPI	RPI	RPI	RPI
DIV. I ONLY	3- 12	313	2-8	284	249	312	312	26	26	
DIV. I NON-CONF.	1- 5	311	0- 0	118	128	224	224	23	23	

TOTALS	RPI 1-25	RPI 26-50	W-L RECORDS	RPI 51-100	RPI 101-150	RPI 150+				
3- 12	0- 1	0- 0	OVERALL	0- 3	0- 1	3- 7				
1- 4	0- 0	0- 0	HOME	0- 1	0- 0	1- 3				
2- 8	0- 1	0- 0	AWAY	0- 2	0- 1	2- 4				
0- 0	0- 0	0- 0	NEUTRAL	0- 0	0- 0	0- 0				
1- 5	0- 1	0- 0	NON-CONFERENCE	0- 1	0- 1	1- 2				
0- 1	0- 0	0- 0	HOME	0- 0	0- 0	0- 1				
1- 4	0- 1	0- 0	AWAY	0- 1	0- 1	1- 1				
0- 0	0- 0	0- 0	NEUTRAL	0- 0	0- 0	0- 0				
2- 7	0- 0	0- 0	CONFERENCE	0- 2	0- 0	2- 5				
1- 3	0- 0	0- 0	HOME	0- 1	0- 0	1- 2				
1- 4	0- 0	0- 0	AWAY	0- 1	0- 0	1- 3				
0- 0	0- 0	0- 0	NEUTRAL	0- 0	0- 0	0- 0				

RPI 1-25				RPI 26-50				RPI 51-100				RPI 101+ Team's RPI: 312			
RPI	S	Opponent	Score	RPI	S	Opponent	Score	RPI	S	Opponent	Score	RPI	S	Opponent	Score
24	A	Miami (FL)	38 78					54	A	Rice	56 67	105	A	Pittsburgh	38 90
								68	H	Lamar University	57 79	160	H	Abilene Christian	52 59
								69	A	SFA	38 97	183	A	Xavier	45 61
												221	A	Memphis	66 59
												279	A	A&M-Corpus Christi	51 57
												292	H	Central Ark.	60 62
												297	H	La. -Monroe	44 57
												321	A	Incarnate Word	69 81
												322	H	McNeese	88 76
												329	A	Northwestern St.	67 62
												337	A	Houston Baptist	74 83
LAST 12 Division I GAMES:															
292	H	Central Ark.	60 62	329	A	Northwestern St.	67 62								
279	A	A&M-Corpus Christi	51 57	321	A	Incarnate Word	69 81								
69	A	SFA	38 97	160	H	Abilene Christian	52 59								
322	H	McNeese	88 76	183	A	Xavier	45 61								
68	H	Lamar University	57 79	24	A	Miami (FL)	38 78								
337	A	Houston Baptist	74 83	221	A	Memphis	66 59								

Non-Div I Games: Dillard 68 59 Centenary (LA) 104 42 Trinity Baptist 93 38

New Orleans

Average RPI Win:	296	WON-LOST	WINNING	LAST 10	STRENGTH OF	OPP. STRENGTH	TEAM	ADJ.	CONF.	ADJ CONF.
Average RPI Loss:	130	RECORD	PCT. RANK	GAMES	SCHEDULE	OF SCHEDULE	RPI	RPI	RPI	RPI
DIV. I ONLY	9- 11	196	6-4	261	180	231	231	27	27	
DIV. I NON-CONF.	4- 8	241	1- 0	169	107	246	246	28	28	

TOTALS	RPI 1-25	RPI 26-50	W-L RECORDS	RPI 51-100	RPI 101-150	RPI 150+				
9- 11	0- 2	0- 1	OVERALL	0- 2	0- 1	9- 5				
5- 4	0- 0	0- 0	HOME	0- 1	0- 0	5- 3				
3- 6	0- 2	0- 1	AWAY	0- 1	0- 0	3- 2				
1- 1	0- 0	0- 0	NEUTRAL	0- 0	0- 1	1- 0				
4- 8	0- 2	0- 1	NON-CONFERENCE	0- 1	0- 1	4- 3				
3- 2	0- 0	0- 0	HOME	0- 0	0- 0	3- 2				
0- 5	0- 2	0- 1	AWAY	0- 1	0- 0	0- 1				
1- 1	0- 0	0- 0	NEUTRAL	0- 0	0- 1	1- 0				
5- 3	0- 0	0- 0	CONFERENCE	0- 1	0- 0	5- 2				
2- 2	0- 0	0- 0	HOME	0- 1	0- 0	2- 1				
3- 1	0- 0	0- 0	AWAY	0- 0	0- 0	3- 1				
0- 0	0- 0	0- 0	NEUTRAL	0- 0	0- 0	0- 0				

RPI 1-25				RPI 26-50				RPI 51-100				RPI 101+				Team's RPI: 231
RPI	S	Opponent	Score	RPI	S	Opponent	Score	RPI	S	Opponent	Score	RPI	S	Opponent	Score	
9	A	Syracuse	45 94	30	A	Buffalo	61 88	62	A	West Virginia	32 84	104	N	Yale	64 67	
12	A	Iowa St.	35 95					66	H	Quinnipiac	55 96	165	H	Marist	58 87	
												209	H	St. Bonaventure	48 76	
												216	H	Colgate	74 69	
												220	H	Binghamton	79 72	
												240	H	Howard	61 68	
												250	A	Monmouth	54 76	
												284	A	Saint Joseph's	54 68	
												295	H	Fairfield	71 68	
												309	A	Saint Peter's	75 66	
												315	H	Coppin St.	71 69	
												323	N	Morgan St.	67 57	
												326	A	Iona	58 46	
												330	A	Manhattan	58 54	
												330	H	Manhattan	61 51	

LAST 12 Division I GAMES:																
250	A	Monmouth	54 76	323	N	Morgan St.	67 57									
330	A	Manhattan	58 54	104	N	Yale	64 67									
295	H	Fairfield	71 68	330	H	Manhattan	61 51									
66	H	Quinnipiac	55 96	165	H	Marist	58 87									
326	A	Iona	58 46	216	H	Colgate	74 69									
309	A	Saint Peter's	75 66	62	A	West Virginia	32 84									

Non-Div I Games:

Niagara

Average RPI Win:	296	WON-LOST	WINNING	LAST 10	STRENGTH OF	OPP. STRENGTH	TEAM	ADJ.	CONF.	ADJ CONF.
Average RPI Loss:	117	RECORD	PCT. RANK	GAMES	SCHEDULE	OF SCHEDULE	RPI	RPI	RPI	RPI
DIV. I ONLY	9- 9	165	6-4	291	211	202	202	26	26	
DIV. I NON-CONF.	4- 6	212	0- 1	200	112	175	175	23	23	

TOTALS	RPI 1-25	RPI 26-50	W-L RECORDS	RPI 51-100	RPI 101-150	RPI 150+				
9- 9	0- 1	0- 0	OVERALL	0- 4	0- 1	9- 3				
5- 1	0- 0	0- 0	HOME	0- 0	0- 0	5- 1				
3- 7	0- 1	0- 0	AWAY	0- 4	0- 1	3- 1				
1- 1	0- 0	0- 0	NEUTRAL	0- 0	0- 0	1- 1				
4- 6	0- 1	0- 0	NON-CONFERENCE	0- 2	0- 1	4- 2				
1- 0	0- 0	0- 0	HOME	0- 0	0- 0	1- 0				
2- 5	0- 1	0- 0	AWAY	0- 2	0- 1	2- 1				
1- 1	0- 0	0- 0	NEUTRAL	0- 0	0- 0	1- 1				
5- 3	0- 0	0- 0	CONFERENCE	0- 2	0- 0	5- 1				
4- 1	0- 0	0- 0	HOME	0- 0	0- 0	4- 1				
1- 2	0- 0	0- 0	AWAY	0- 2	0- 0	1- 0				
0- 0	0- 0	0- 0	NEUTRAL	0- 0	0- 0	0- 0				

RPI 1-25				RPI 26-50				RPI 51-100				RPI 101+ Team's RPI: 202			
RPI	S	Opponent	Score	RPI	S	Opponent	Score	RPI	S	Opponent	Score	RPI	S	Opponent	Score
2	A	Baylor	39 100					57	A	Auburn	59 80	112	A	Tulane	46 71
								58	A	LSU	44 76	179	A	Texas St.	67 72
								68	A	Lamar University	65 78	186	N	Delaware	56 71
								69	A	SFA	62 70	225	N	Texas Southern	58 57
												269	A	UTEP	58 56
												279	H	A&M-Corpus Christi	85 55
												292	A	Central Ark.	64 60
												297	A	La.-Monroe	55 54
												316	H	Mississippi Val.	72 47
												321	H	Incarinate Word	86 62
												322	H	McNeese	68 69
												329	H	Northwestern St.	97 86
												337	H	Houston Baptist	77 54
LAST 12 Division I GAMES:															
68	A	Lamar University	65 78	186	N	Delaware	56 71								
279	H	A&M-Corpus Christi	85 55	179	A	Texas St.	67 72								
292	A	Central Ark.	64 60	321	H	Incarinate Word	86 62								
322	H	McNeese	68 69	329	H	Northwestern St.	97 86								
337	H	Houston Baptist	77 54	58	A	LSU	44 76								
69	A	SFA	62 70	297	A	La.-Monroe	55 54								

Non-Div I Games: Southern-N.O. 86 49 William Carey 86 45

Nicholls St.

Average RPI Win:	302	WON-LOST	WINNING	LAST 10	STRENGTH OF	OPP. STRENGTH	TEAM	ADJ.	CONF.	ADJ CONF.
Average RPI Loss:	165	RECORD	PCT. RANK	GAMES	SCHEDULE	OF SCHEDULE	RPI	RPI	RPI	RPI
DIV. I ONLY	9- 9	165	7-3	333	314	270	270	32	32	
DIV. I NON-CONF.	3- 8	267	1- 0	263	208	295	295	32	32	

TOTALS	RPI 1-25	RPI 26-50	W-L RECORDS	RPI 51-100	RPI 101-150	RPI 150+				
9- 9	0- 0	0- 0	OVERALL	0- 1	0- 4	9- 4				
5- 3	0- 0	0- 0	HOME	0- 0	0- 1	5- 2				
3- 6	0- 0	0- 0	AWAY	0- 1	0- 3	3- 2				
1- 0	0- 0	0- 0	NEUTRAL	0- 0	0- 0	1- 0				
3- 8	0- 0	0- 0	NON-CONFERENCE	0- 1	0- 4	3- 3				
2- 2	0- 0	0- 0	HOME	0- 0	0- 1	2- 1				
0- 6	0- 0	0- 0	AWAY	0- 1	0- 3	0- 2				
1- 0	0- 0	0- 0	NEUTRAL	0- 0	0- 0	1- 0				
6- 1	0- 0	0- 0	CONFERENCE	0- 0	0- 0	6- 1				
3- 1	0- 0	0- 0	HOME	0- 0	0- 0	3- 1				
3- 0	0- 0	0- 0	AWAY	0- 0	0- 0	3- 0				
0- 0	0- 0	0- 0	NEUTRAL	0- 0	0- 0	0- 0				

RPI 1-25				RPI 26-50				RPI 51-100				RPI 101+				Team's RPI: 270
RPI	S	Opponent	Score	RPI	S	Opponent	Score	RPI	S	Opponent	Score	RPI	S	Opponent	Score	
								64	A	Old Dominion	53 69	103	A	Wake Forest	61 63	
												129	H	William & Mary	44 55	
												134	A	High Point	51 83	
												136	A	Lehigh	41 62	
												181	H	UMES	43 59	
												197	A	Ole Miss	42 60	
												218	H	Navy	65 58	
												232	N	Liberty	66 53	
												255	H	Campbell	49 57	
												264	H	Bethune-Cookman	57 50	
												286	A	La Salle	52 62	
												298	A	South Carolina St.	57 50	
												315	A	Coppin St.	68 63	
												343	A	Savannah St.	78 42	
												347	H	Delaware St.	63 50	
												348	H	Longwood	74 42	
												349	H	Florida A&M	60 58	

LAST 12 Division I GAMES:																
298	A	South Carolina St.	57 50	232	N	Liberty	66 53									
343	A	Savannah St.	78 42	181	H	UMES	43 59									
264	H	Bethune-Cookman	57 50	103	A	Wake Forest	61 63									
315	A	Coppin St.	68 63	129	H	William & Mary	44 55									
349	H	Florida A&M	60 58	134	A	High Point	51 83									
347	H	Delaware St.	63 50	348	H	Longwood	74 42									

Non-Div I Games: Cheyney 93 40 Saint Augustine's 71 38

Norfolk St.

Average RPI Win: 264

Average RPI Loss: 136

WON-LOST
RECORDWINNING
PCT. RANKLAST 10
GAMESSTRENGTH OF
SCHEDULEOPP. STRENGTH
OF SCHEDULETEAM
RPIADJ.
RPICONF.
RPIADJ CONF.
RPIDIV. I ONLY
DIV. I NON-CONF.11- 2
5- 121
378-2
0- 0342
347224
138146
159146
15924
2624
26

TOTALS

RPI 1-25

RPI 26-50

W-L RECORDS

RPI 51-100

RPI 101-150

RPI 150+

11- 2

0- 0

0- 0

OVERALL

0- 1

0- 0

11- 1

4- 1

0- 0

0- 0

HOME

0- 1

0- 0

4- 0

5- 1

0- 0

0- 0

AWAY

0- 0

0- 0

5- 1

2- 0

0- 0

0- 0

NEUTRAL

0- 0

0- 0

2- 0

5- 1

0- 0

0- 0

NON-CONFERENCE

0- 0

0- 0

5- 1

1- 0

0- 0

0- 0

HOME

0- 0

0- 0

1- 0

2- 1

0- 0

0- 0

AWAY

0- 0

0- 0

2- 1

2- 0

0- 0

0- 0

NEUTRAL

0- 0

0- 0

2- 0

6- 1

0- 0

0- 0

CONFERENCE

0- 1

0- 0

6- 0

3- 1

0- 0

0- 0

HOME

0- 1

0- 0

3- 0

3- 0

0- 0

0- 0

AWAY

0- 0

0- 0

3- 0

0- 0

0- 0

0- 0

NEUTRAL

0- 0

0- 0

0- 0

RPI 1-25

RPI 26-50

RPI 51-100

RPI 101+

Team's RPI: 146

RPI S Opponent Score

RPI S Opponent Score

RPI S Opponent Score

RPI S Opponent Score

88 H FGCU

52 68

168 A Vanderbilt 74 71

183 A Xavier 81 94

207 N Southeast Mo. St. 80 67

230 H Stetson 71 55

233 A Jacksonville 62 59

239 H Alabama St. 68 42

281 A North Florida 70 64

291 H Kennesaw St. 80 55

304 A NJIT 77 54

304 H NJIT 72 60

316 A Mississippi Val. 86 72

331 N Western Caro. 89 66

LAST 12 Division I GAMES:

230 H Stetson 71 55 304 A NJIT 77 54

233 A Jacksonville 62 59 291 H Kennesaw St. 80 55

304 H NJIT 72 60 183 A Xavier 81 94

88 H FGCU 52 68 331 N Western Caro. 89 66

281 A North Florida 70 64 207 N Southeast Mo. St. 80 67

316 A Mississippi Val. 86 72 239 H Alabama St. 68 42

Non-Div I Games:

Stillman

99 43

Martin Methodist

79 48

Lane

98 57

Blue Mountain (MS) 70 42

North Ala.

Loss, Non-Conf, S Site, H Home A Away N Neutral

Average RPI Win:	128	WON-LOST	WINNING	LAST 10	STRENGTH OF	OPP. STRENGTH	TEAM	ADJ.	CONF.	ADJ CONF.
Average RPI Loss:	49	RECORD	PCT. RANK	GAMES	SCHEDULE	OF SCHEDULE	RPI	RPI	RPI	RPI
DIV. I ONLY	12- 9	129	5-5	6	33	34	34	1	1	
DIV. I NON-CONF.	9- 5	105	0- 0	42	97	58	58	1	1	

TOTALS	RPI 1-25	RPI 26-50	W-L RECORDS	RPI 51-100	RPI 101-150	RPI 150+				
12- 9	1- 5	1- 0	OVERALL	3- 3	3- 1	4- 0				
7- 2	1- 1	0- 0	HOME	1- 1	3- 0	2- 0				
2- 5	0- 3	0- 0	AWAY	1- 1	0- 1	1- 0				
3- 2	0- 1	1- 0	NEUTRAL	1- 1	0- 0	1- 0				
9- 5	0- 1	1- 0	NON-CONFERENCE	2- 3	2- 1	4- 0				
5- 1	0- 0	0- 0	HOME	1- 1	2- 0	2- 0				
1- 2	0- 0	0- 0	AWAY	0- 1	0- 1	1- 0				
3- 2	0- 1	1- 0	NEUTRAL	1- 1	0- 0	1- 0				
3- 4	1- 4	0- 0	CONFERENCE	1- 0	1- 0	0- 0				
2- 1	1- 1	0- 0	HOME	0- 0	1- 0	0- 0				
1- 3	0- 3	0- 0	AWAY	1- 0	0- 0	0- 0				
0- 0	0- 0	0- 0	NEUTRAL	0- 0	0- 0	0- 0				

RPI	S	Opponent	Score
1	H	Notre Dame	78 73
4	A	Louisville	66 73
9	A	Syracuse	77 90
21	H	Florida St.	63 64
23	N	Kentucky	75 85
24	A	Miami (FL)	68 76

RPI	S	Opponent	Score
41	N	UCLA	83 49

RPI	S	Opponent	Score
54	N	Rice	71 50
57	N	Auburn	81 86
71	H	Maine	73 85
78	A	Virginia Tech	81 69
90	H	Kent St.	73 60
94	A	Ohio St.	69 76

RPI	S	Opponent	Score
103	H	Wake Forest	84 61
126	H	VCU	59 47
135	A	Colorado	74 86
138	H	UNCW	82 55
159	N	South Fla.	71 69
192	A	Elon	100 69
240	H	Howard	85 63
313	H	UNC Greensboro	83 62

LAST 12 Division I GAMES:

24	A	Miami (FL)	68 76	1	H	Notre Dame	78 73
103	H	Wake Forest	84 61	78	A	Virginia Tech	81 69
9	A	Syracuse	77 90	57	N	Auburn	81 86
21	H	Florida St.	63 64	54	N	Rice	71 50
4	A	Louisville	66 73	313	H	UNC Greensboro	83 62
240	H	Howard	85 63	138	H	UNCW	82 55

Average RPI Win: 264		WON-LOST RECORD	WINNING PCT. RANK	LAST 10 GAMES	STRENGTH OF SCHEDULE	OPP. STRENGTH OF SCHEDULE	TEAM RPI	ADJ. RPI	CONF. RPI	ADJ CONF. RPI
DIV. I ONLY		7- 13	255	5-5	207	145	217	217	18	18
DIV. I NON-CONF.		4- 8	241	0- 0	195	99	193	193	17	17
TOTALS		RPI 1-25		RPI 26-50	W-L RECORDS	RPI 51-100	RPI 101-150		RPI 150+	
7- 13	0- 2		0- 2	OVERALL	0- 2		0- 0		7- 7	
2- 4	0- 0		0- 2	HOME	0- 0		0- 0		2- 2	
3- 9	0- 2		0- 0	AWAY	0- 2		0- 0		3- 5	
2- 0	0- 0		0- 0	NEUTRAL	0- 0		0- 0		2- 0	
4- 8	0- 2		0- 0	NON-CONFERENCE	0- 2		0- 0		4- 4	
0- 1	0- 0		0- 0	HOME	0- 0		0- 0		0- 1	
2- 7	0- 2		0- 0	AWAY	0- 2		0- 0		2- 3	
2- 0	0- 0		0- 0	NEUTRAL	0- 0		0- 0		2- 0	
3- 5	0- 0		0- 2	CONFERENCE	0- 0		0- 0		3- 3	
2- 3	0- 0		0- 2	HOME	0- 0		0- 0		2- 1	
1- 2	0- 0		0- 0	AWAY	0- 0		0- 0		1- 2	
0- 0	0- 0		0- 0	NEUTRAL	0- 0		0- 0		0- 0	

RPI 1-25					
RPI	S	Opponent	Score		
9	A	Syracuse	49	85	
12	A	Iowa St.	35	87	

RPI 26-50					
RPI	S	Opponent	Score		
32	H	South Dakota	50	80	
33	H	South Dakota St.	48	66	

RPI 51-100					
RPI	S	Opponent	Score		
77	A	UNI	60	64	
99	A	Penn St.	68	75	

Team's RPI: 217					
RPI	S	Opponent	Score		
163	A	Denver	66	87	
175	A	Oral Roberts	75	67	
191	A	Illinois St.	55	67	
194	H	Milwaukee	46	64	
195	A	Rhode Island	63	77	
199	A	Massachusetts	59	52	
230	A	Stetson	63	74	
235	H	Western Ill.	80	92	
248	N	San Francisco	100	97	
280	N	Western Mich.	62	50	
302	A	Valparaiso	62	56	
305	A	North Dakota St.	57	69	
311	H	Omaha	68	57	
335	H	Purdue Fort Wayne	79	60	

LAST 12 Division I GAMES:					
33	H	South Dakota St.	48	66	
235	H	Western Ill.	80	92	
311	H	Omaha	68	57	
163	A	Denver	66	87	
175	A	Oral Roberts	75	67	
335	H	Purdue Fort Wayne	79	60	
32	H	South Dakota	50	80	
305	A	North Dakota St.	57	69	
248	N	San Francisco	100	97	
280	N	Western Mich.	62	50	
230	A	Stetson	63	74	
12	A	Iowa St.	35	87	

Non-Div I Games:	Mayville St.	84	50
------------------	--------------	----	----

North Dakota

■ Loss, ■ Non-Conf, S Site, H Home A Away N Neutral

Average RPI Win:	283	WON-LOST	WINNING	LAST 10	STRENGTH OF	OPP. STRENGTH	TEAM	ADJ.	CONF.	ADJ CONF.
Average RPI Loss:	157	RECORD	PCT. RANK	GAMES	SCHEDULE	OF SCHEDULE	RPI	RPI	RPI	RPI
DIV. I ONLY	5- 14	288	3-7	276	190	305	305	18	18	
DIV. I NON-CONF.	2- 9	297	0- 0	298	192	330	330	17	17	

TOTALS	RPI 1-25	RPI 26-50	W-L RECORDS	RPI 51-100	RPI 101-150	RPI 150+				
5- 14	0- 0	0- 2	OVERALL	0- 2	0- 1	5- 9				
4- 4	0- 0	0- 1	HOME	0- 1	0- 0	4- 2				
1- 8	0- 0	0- 1	AWAY	0- 1	0- 1	1- 5				
0- 2	0- 0	0- 0	NEUTRAL	0- 0	0- 0	0- 2				
2- 9	0- 0	0- 0	NON-CONFERENCE	0- 2	0- 1	2- 6				
1- 3	0- 0	0- 0	HOME	0- 1	0- 0	1- 2				
1- 4	0- 0	0- 0	AWAY	0- 1	0- 1	1- 2				
0- 2	0- 0	0- 0	NEUTRAL	0- 0	0- 0	0- 2				
3- 5	0- 0	0- 2	CONFERENCE	0- 0	0- 0	3- 3				
3- 1	0- 0	0- 1	HOME	0- 0	0- 0	3- 0				
0- 4	0- 0	0- 1	AWAY	0- 0	0- 0	0- 3				
0- 0	0- 0	0- 0	NEUTRAL	0- 0	0- 0	0- 0				

RPI 1-25				RPI 26-50				RPI 51-100				RPI 101+ Team's RPI: 305			
RPI	S	Opponent	Score	RPI	S	Opponent	Score	RPI	S	Opponent	Score	RPI	S	Opponent	Score
				32	H	South Dakota	41 67	70	A	Paci fi c	68 75	111	A	Northern Ill.	63 81
				33	A	South Dakota St.	33 86	85	H	Creighton	51 86	163	A	Denver	54 81
												173	A	Wisconsin	53 64
												175	A	Oral Roberts	72 101
												184	N	North Texas	78 92
												194	H	Milwaukee	55 57
												195	H	UMKC	59 69
												217	H	North Dakota	69 57
												230	A	Stetson	59 60
												235	H	Western Ill.	68 60
												248	N	San Francisco	42 75
												302	A	Valparaiso	51 48
												311	A	Omaha	61 78
												327	H	New Hampshire	56 51
												335	H	Purdue Fort Wayne	70 54
LAST 12 Division I GAMES:															
				217	H	North Dakota	69 57	175	A	Oral Roberts	72 101				
				163	A	Denver	54 81	33	A	South Dakota St.	33 86				
				235	H	Western Ill.	68 60	230	A	Stetson	59 60				
				311	A	Omaha	61 78	248	N	San Francisco	42 75				
				32	H	South Dakota	41 67	302	A	Valparaiso	51 48				
				335	H	Purdue Fort Wayne	70 54	194	H	Milwaukee	55 57				

Non-Div I Games: Mayville St. 49 43

North Dakota St.

Average RPI Win:	310	WON-LOST	WINNING	LAST 10	STRENGTH OF	OPP. STRENGTH	TEAM	ADJ.	CONF.	ADJ CONF.
Average RPI Loss:	165	RECORD	PCT. RANK	GAMES	SCHEDULE	OF SCHEDULE	RPI	RPI	RPI	RPI
DIV. I ONLY	6- 11	252	4-6	268	289	281	281	24	24	
DIV. I NON-CONF.	3- 6	241	0- 0	310	281	320	320	26	26	

TOTALS	RPI 1-25	RPI 26-50	W-L RECORDS	RPI 51-100	RPI 101-150	RPI 150+				
6- 11	0- 1	0- 1	OVERALL	0- 2	0- 1	6- 6				
4- 4	0- 0	0- 0	HOME	0- 1	0- 1	4- 2				
2- 7	0- 1	0- 1	AWAY	0- 1	0- 0	2- 4				
0- 0	0- 0	0- 0	NEUTRAL	0- 0	0- 0	0- 0				
3- 6	0- 1	0- 1	NON-CONFERENCE	0- 0	0- 0	3- 4				
3- 1	0- 0	0- 0	HOME	0- 0	0- 0	3- 1				
0- 5	0- 1	0- 1	AWAY	0- 0	0- 0	0- 3				
0- 0	0- 0	0- 0	NEUTRAL	0- 0	0- 0	0- 0				
3- 5	0- 0	0- 0	CONFERENCE	0- 2	0- 1	3- 2				
1- 3	0- 0	0- 0	HOME	0- 1	0- 1	1- 1				
2- 2	0- 0	0- 0	AWAY	0- 1	0- 0	2- 1				
0- 0	0- 0	0- 0	NEUTRAL	0- 0	0- 0	0- 0				

RPI 1-25				RPI 26-50				RPI 51-100				RPI 101+				Team's RPI: 281
RPI	S	Opponent	Score	RPI	S	Opponent	Score	RPI	S	Opponent	Score	RPI	S	Opponent	Score	
21	A	Florida St.	53 74	35	A	Indiana	52 75	88	A	FGCU	48 80	146	H	North Ala.	64 70	
								88	H	FGCU	66 105	197	A	Ole Miss	69 82	
												214	A	Colorado St.	59 61	
												230	H	Stetson	71 57	
												232	A	Liberty	53 69	
												233	H	Jacksonville	72 80	
												264	A	Bethune-Cookman	60 76	
												291	A	Kennesaw St.	71 60	
												299	H	Alabama A&M	62 63	
												320	H	FIU	62 53	
												334	A	Lipscomb	68 53	
												336	H	Charleston So.	82 76	
												349	H	Florida A&M	64 53	
LAST 12 Division I GAMES:																
233	H	Jacksonville	72 80	291	A	Kennesaw St.	71 60									
232	A	Liberty	53 69	88	A	FGCU	48 80									
230	H	Stetson	71 57	197	A	Ole Miss	69 82									
88	H	FGCU	66 105	299	H	Alabama A&M	62 63									
334	A	Lipscomb	68 53	264	A	Bethune-Cookman	60 76									
146	H	North Ala.	64 70	320	H	FIU	62 53									

Non-Div I Games: Trinity Baptist 99 40 Warner 67 36

North Florida

Average RPI Win:	230	WON-LOST	WINNING	LAST 10	STRENGTH OF	OPP. STRENGTH	TEAM	ADJ.	CONF.	ADJ CONF.
Average RPI Loss:	116	RECORD	PCT. RANK	GAMES	SCHEDULE	OF SCHEDULE	RPI	RPI	RPI	RPI
DIV. I ONLY	7- 9	213	6-4	141	138	184	184	16	16	
DIV. I NON-CONF.	4- 5	190	0- 0	192	142	226	226	18	18	

TOTALS	RPI 1-25	RPI 26-50	W-L RECORDS	RPI 51-100	RPI 101-150	RPI 150+				
7- 9	0- 0	0- 2	OVERALL	1- 3	1- 1	5- 3				
4- 3	0- 0	0- 1	HOME	1- 0	0- 0	3- 2				
2- 5	0- 0	0- 0	AWAY	0- 3	1- 1	1- 1				
1- 1	0- 0	0- 1	NEUTRAL	0- 0	0- 0	1- 0				
4- 5	0- 0	0- 2	NON-CONFERENCE	1- 1	0- 0	3- 2				
3- 2	0- 0	0- 1	HOME	1- 0	0- 0	2- 1				
0- 2	0- 0	0- 0	AWAY	0- 1	0- 0	0- 1				
1- 1	0- 0	0- 1	NEUTRAL	0- 0	0- 0	1- 0				
3- 4	0- 0	0- 0	CONFERENCE	0- 2	1- 1	2- 1				
1- 1	0- 0	0- 0	HOME	0- 0	0- 0	1- 1				
2- 3	0- 0	0- 0	AWAY	0- 2	1- 1	1- 0				
0- 0	0- 0	0- 0	NEUTRAL	0- 0	0- 0	0- 0				

RPI 1-25				RPI 26-50				RPI 51-100				RPI 101+				Team's RPI: 184	
RPI	S	Opponent	Score	RPI	S	Opponent	Score	RPI	S	Opponent	Score	RPI	S	Opponent	Score		
				31	H	Texas	54 64	52	A	Kansas St.	42 60	144	A	Louisiana Tech	65 54		
				46	N	Wyoming	49 53	54	A	Rice	52 64	145	A	UAB	60 70		
								73	A	Middle Tenn.	46 61	177	A	Southern Miss.	62 48		
								96	H	Missouri St.	83 76	178	H	Utah St.	41 57		
												198	A	SMU	66 73		
												263	H	UTSA	54 57		
												269	H	UTEP	70 51		
												283	H	CSU Bakersfield	71 59		
												305	N	North Dakota St.	92 78		
												337	H	Houston Baptist	100 75		
LAST 12 Division I GAMES:																	
				54	A	Rice	52 64	73	A	Middle Tenn.	46 61						
				263	H	UTSA	54 57	145	A	UAB	60 70						
				269	H	UTEP	70 51	178	H	Utah St.	41 57						
				177	A	Southern Miss.	62 48	337	H	Houston Baptist	100 75						
				144	A	Louisiana Tech	65 54	96	H	Missouri St.	83 76						
				283	H	CSU Bakersfield	71 59	198	A	SMU	66 73						

Non-Div I Games: Mid-Amer. Christian 82 35 Xavier (LA) 59 46 Okla. Panhandle 93 52

North Texas

Loss, Non-Conf, S Site, H Home A Away N Neutral

Northeastern

Through Games Of Jan. 30, 2019

Average RPI Win:	181	WON-LOST	WINNING	LAST 10	STRENGTH OF	OPP. STRENGTH	TEAM	ADJ.	CONF.	ADJ CONF.
Average RPI Loss:	134	RECORD	PCT. RANK	GAMES	SCHEDULE	OF SCHEDULE	RPI	RPI	RPI	RPI
DIV. I ONLY	13- 5	63	5-5	131	159	67	67	10	10	
DIV. I NON-CONF.	10- 1	18	0- 0	177	198	32	32	12	12	

TOTALS	RPI 1-25	RPI 26-50	W-L RECORDS	RPI 51-100	RPI 101-150	RPI 150+
13- 5	0- 0	0- 1	OVERALL	2- 0	3- 2	8- 2
9- 1	0- 0	0- 0	HOME	1- 0	2- 1	6- 0
4- 4	0- 0	0- 1	AWAY	1- 0	1- 1	2- 2
0- 0	0- 0	0- 0	NEUTRAL	0- 0	0- 0	0- 0
10- 1	0- 0	0- 0	NON-CONFERENCE	2- 0	2- 0	6- 1
6- 0	0- 0	0- 0	HOME	1- 0	1- 0	4- 0
4- 1	0- 0	0- 0	AWAY	1- 0	1- 0	2- 1
0- 0	0- 0	0- 0	NEUTRAL	0- 0	0- 0	0- 0
3- 4	0- 0	0- 1	CONFERENCE	0- 0	1- 2	2- 1
3- 1	0- 0	0- 0	HOME	0- 0	1- 1	2- 0
0- 3	0- 0	0- 1	AWAY	0- 0	0- 1	0- 1
0- 0	0- 0	0- 0	NEUTRAL	0- 0	0- 0	0- 0

RPI 1-25	RPI 26-50	RPI 51-100	Team's RPI: 67	RPI 101+
RPI S Opponent Score	RPI S Opponent Score	RPI S Opponent Score		RPI S Opponent Score
	45 A James Madison 49 84	71 H Maine 63 55		109 H Drexel 59 61
		87 A Providence 65 59		115 A Dayton 84 79
				122 A Towson 83 88
				129 H William & Mary 88 74
				142 H Fordham 58 54
				162 H Boston U. 81 51
				165 A Marist 84 90
				186 H Delaware 75 62
				192 H Elon 79 71
				199 H Massachusetts 53 52
				212 A Florida 79 66
				228 A Hofstra 61 78
				234 H Air Force 54 41
				295 A Fairfield 59 50
				327 H New Hampshire 69 54
LAST 12 Division I GAMES:				
109 H Drexel 59 61	228 A Hofstra 61 78			
45 A James Madison 49 84	186 H Delaware 75 62			
122 A Towson 83 88	165 A Marist 84 90			
129 H William & Mary 88 74	87 A Providence 65 59			
192 H Elon 79 71	295 A Fairfield 59 50			
71 H Maine 63 55	199 H Massachusetts 53 52			

Non-Div I Games:

Northeastern

Loss, Non-Conf, S Site, H Home A Away N Neutral

Average RPI Win:	239	WON-LOST	WINNING	LAST 10	STRENGTH OF	OPP. STRENGTH	TEAM	ADJ.	CONF.	ADJ CONF.
Average RPI Loss:	146	RECORD	PCT. RANK	GAMES	SCHEDULE	OF SCHEDULE	RPI	RPI	RPI	RPI
DIV. I ONLY	6- 12	259	2-8	234	134	244	244	15	15	
DIV. I NON-CONF.	4- 5	190	0- 1	236	73	196	196	11	11	

TOTALS	RPI 1-25	RPI 26-50	W-L RECORDS	RPI 51-100	RPI 101-150	RPI 150+				
6- 12	0- 0	0- 1	OVERALL	0- 2	2- 5	4- 4				
3- 3	0- 0	0- 1	HOME	0- 1	1- 0	2- 1				
3- 8	0- 0	0- 0	AWAY	0- 1	1- 5	2- 2				
0- 1	0- 0	0- 0	NEUTRAL	0- 0	0- 0	0- 1				
4- 5	0- 0	0- 1	NON-CONFERENCE	0- 1	2- 1	2- 2				
2- 1	0- 0	0- 1	HOME	0- 0	1- 0	1- 0				
2- 3	0- 0	0- 0	AWAY	0- 1	1- 1	1- 1				
0- 1	0- 0	0- 0	NEUTRAL	0- 0	0- 0	0- 1				
2- 7	0- 0	0- 0	CONFERENCE	0- 1	0- 4	2- 2				
1- 2	0- 0	0- 0	HOME	0- 1	0- 0	1- 1				
1- 5	0- 0	0- 0	AWAY	0- 0	0- 4	1- 1				
0- 0	0- 0	0- 0	NEUTRAL	0- 0	0- 0	0- 0				

RPI	S	Opponent	Score	RPI	S	Opponent	Score	RPI	S	Opponent	Score	RPI	S	Opponent	Score	Team's RPI: 244
44	H	New Mexico	55 84	65	A	Arizona	47 71	113	A	Northern Colo.	53 63	117	A	Loyola Marymount	63 62	
				100	H	Idaho St.	69 80	119	A	Washington	59 81	137	H	Fresno St.	86 73	
								139	A	Portland St.	55 72	141	A	Montana	62 78	
								143	A	Montana St.	70 80	198	N	SMU	48 55	
								214	A	Colorado St.	54 65	229	A	Sacramento St.	61 65	
								246	A	Southern Utah	78 69	246	H	Southern Utah	76 82	
								285	H	California Baptist	91 88	308	H	Weber St.	74 64	
								340	A	Seattle U	65 58					
LAST 12 Division I GAMES:																
113	A	Northern Colo.	53 63	198	N	SMU	48 55									
139	A	Portland St.	55 72	246	A	Southern Utah	78 69									
229	A	Sacramento St.	61 65	143	A	Montana St.	70 80									
246	H	Southern Utah	76 82	141	A	Montana	62 78									
100	H	Idaho St.	69 80	65	A	Arizona	47 71									
308	H	Weber St.	74 64	44	H	New Mexico	55 84									

Non-Div I Games:

Northern Ariz.

Average RPI Win:	180	WON-LOST	WINNING	LAST 10	STRENGTH OF	OPP. STRENGTH	TEAM	ADJ.	CONF.	ADJ CONF.
Average RPI Loss:	151	RECORD	PCT. RANK	GAMES	SCHEDULE	OF SCHEDULE	RPI	RPI	RPI	RPI
DIV. I ONLY	13- 6	74	8-2	219	89	113	113	15	15	
DIV. I NON-CONF.	5- 4	139	0- 0	203	23	104	104	11	11	

TOTALS	RPI 1-25	RPI 26-50	W-L RECORDS	RPI 51-100	RPI 101-150	RPI 150+				
13- 6	0- 0	0- 1	OVERALL	1- 1	4- 2	8- 2				
7- 2	0- 0	0- 0	HOME	1- 0	2- 1	4- 1				
6- 4	0- 0	0- 1	AWAY	0- 1	2- 1	4- 1				
0- 0	0- 0	0- 0	NEUTRAL	0- 0	0- 0	0- 0				
5- 4	0- 0	0- 1	NON-CONFERENCE	0- 1	1- 1	4- 1				
3- 0	0- 0	0- 0	HOME	0- 0	1- 0	2- 0				
2- 4	0- 0	0- 1	AWAY	0- 1	0- 1	2- 1				
0- 0	0- 0	0- 0	NEUTRAL	0- 0	0- 0	0- 0				
8- 2	0- 0	0- 0	CONFERENCE	1- 0	3- 1	4- 1				
4- 2	0- 0	0- 0	HOME	1- 0	1- 1	2- 1				
4- 0	0- 0	0- 0	AWAY	0- 0	2- 0	2- 0				
0- 0	0- 0	0- 0	NEUTRAL	0- 0	0- 0	0- 0				

RPI S Opponent	Score	RPI S Opponent	Score	RPI S Opponent	Score	RPI S Opponent	Score	Team's RPI: 113
RPI 1-25		RPI 26-50		RPI 51-100		RPI 101+		
26 A BYU	50 70	58 A LSU	57 62	100 H Idaho St.	60 56	107 A Idaho	86 72	
						121 H Chattanooga	68 65	
						135 A Colorado	69 77	
						139 H Portland St.	79 63	
						141 A Montana	73 62	
						143 H Montana St.	66 79	
						163 H Denver	74 66	
						188 A Eastern Wash.	67 62	
						198 H SMU	58 57	
						214 A Colorado St.	53 47	
						229 H Sacramento St.	82 69	
						234 A Air Force	57 69	
						244 H Northern Ari z.	63 53	
						246 A Southern Utah	71 44	
						248 A San Francisco	68 63	
						308 H Weber St.	54 55	
LAST 12 Division I GAMES:								
100 H Idaho St.	60 56	244 H Northern Ari z.	63 53					
308 H Weber St.	54 55	246 A Southern Utah	71 44					
143 H Montana St.	66 79	139 H Portland St.	79 63					
141 A Montana	73 62	229 H Sacramento St.	82 69					
188 A Eastern Wash.	67 62	26 A BYU	50 70					
107 A Idaho	86 72	121 H Chattanooga	68 65					

Non-Div I Games:

Northern Colo.

Average RPI	Win:	204	WON-LOST	WINNING	LAST 10	STRENGTH OF	OPP. STRENGTH	TEAM	ADJ.	CONF.	ADJ CONF.
Average RPI	Loss:	69	RECORD	PCT. RANK	GAMES	SCHEDULE	OF SCHEDULE	RPI	RPI	RPI	RPI
DIV. I ONLY		11- 8		123	6-4	90	111	111	111	8	8
DIV. I NON-CONF.		8- 4		91	1- 0	218	137	109	109	8	8

TOTALS	RPI 1-25		RPI 26-50		W-L RECORDS		RPI 51-100		RPI 101-150		RPI 150+
11- 8	0- 2		0- 2		OVERALL		2- 2		1- 1		8- 1
8- 2	0- 1		0- 0		HOME		2- 1		1- 0		5- 0
1- 6	0- 1		0- 2		AWAY		0- 1		0- 1		1- 1
2- 0	0- 0		0- 0		NEUTRAL		0- 0		0- 0		2- 0
8- 4	0- 1		0- 1		NON-CONFERENCE		1- 0		1- 1		6- 1
6- 0	0- 0		0- 0		HOME		1- 0		1- 0		4- 0
0- 4	0- 1		0- 1		AWAY		0- 0		0- 1		0- 1
2- 0	0- 0		0- 0		NEUTRAL		0- 0		0- 0		2- 0
3- 4	0- 1		0- 1		CONFERENCE		1- 2		0- 0		2- 0
2- 2	0- 1		0- 0		HOME		1- 1		0- 0		1- 0
1- 2	0- 0		0- 1		AWAY		0- 1		0- 0		1- 0
0- 0	0- 0		0- 0		NEUTRAL		0- 0		0- 0		0- 0

RPI 1-25				RPI 26-50				RPI 51-100				RPI 101+ Team's RPI: 111			
RPI	S	Opponent	Score	RPI	S	Opponent	Score	RPI	S	Opponent	Score	RPI	S	Opponent	Score
12	A	Iowa St.	60 70	30	A	Buffalo	64 93	55	H	Ohio	53 69	104	H	Yale	89 80
25	H	Central Mich.	66 89	35	A	Indiana	73 91	59	H	Miami (OH)	82 71	141	A	Montana	70 86
								77	H	UNI	70 59	153	H	Akron	70 59
								90	A	Kent St.	78 87	161	A	Southern Ill.	73 82
												208	H	Brown	109 102
												235	N	Western Ill.	86 61
												236	A	Bowling Green	66 52
												256	N	Nevada	98 69
												268	H	Eastern Ill.	78 59
												305	H	North Dakota St.	81 63
												345	H	Chicago St.	114 52

LAST 12 Division I GAMES:															
12	A	Iowa St.	60 70	256	N	Nevada	98 69	77	H	UNI	70 59				
30	A	Buffalo	64 93					90	A	Kent St.	78 87				
55	H	Ohio	53 69					59	H	Miami (OH)	82 71				
153	H	Akron	70 59					208	H	Brown	109 102				
236	A	Bowling Green	66 52					345	H	Chicago St.	114 52				
25	H	Central Mich.	66 89												

Non-Div I Games:

Northern Ill.

Average RPI Win:	291	WON-LOST	WINNING	LAST 10	STRENGTH OF	OPP. STRENGTH	TEAM	ADJ.	CONF.	ADJ CONF.
Average RPI Loss:	144	RECORD	PCT. RANK	GAMES	SCHEDULE	OF SCHEDULE	RPI	RPI	RPI	RPI
DIV. I ONLY	4- 14	305	4-6	187	205	288	288	20	20	
DIV. I NON-CONF.	0- 9	336	0- 0	104	187	312	312	19	19	
<hr/>										
TOTALS	RPI 1-25	RPI 26-50	W-L RECORDS	RPI 51-100	RPI 101-150	RPI 150+				
4- 14	0- 1	0- 0	OVERALL	0- 5	0- 2	4- 6				
3- 4	0- 0	0- 0	HOME	0- 3	0- 0	3- 1				
1- 7	0- 1	0- 0	AWAY	0- 2	0- 2	1- 2				
0- 3	0- 0	0- 0	NEUTRAL	0- 0	0- 0	0- 3				
0- 9	0- 1	0- 0	NON-CONFERENCE	0- 3	0- 0	0- 5				
0- 2	0- 0	0- 0	HOME	0- 1	0- 0	0- 1				
0- 4	0- 1	0- 0	AWAY	0- 2	0- 0	0- 1				
0- 3	0- 0	0- 0	NEUTRAL	0- 0	0- 0	0- 3				
4- 5	0- 0	0- 0	CONFERENCE	0- 2	0- 2	4- 1				
3- 2	0- 0	0- 0	HOME	0- 2	0- 0	3- 0				
1- 3	0- 0	0- 0	AWAY	0- 0	0- 2	1- 1				
0- 0	0- 0	0- 0	NEUTRAL	0- 0	0- 0	0- 0				

RPI 1-25				RPI 26-50				RPI 51-100				RPI 101+ Team's RPI: 288			
RPI	S	Opponent	Score	RPI	S	Opponent	Score	RPI	S	Opponent	Score	RPI	S	Opponent	Score
4	A	Louisville	59 92					75	H	Belmont	53 71	116	A	Youngstown St.	66 77
								76	H	Green Bay	61 81	125	A	IUPUI	48 70
								87	A	Providence	43 48	152	N	Pepperdine	46 51
								90	A	Kent St.	61 62	153	N	Akron	60 77
								93	H	Wright St.	55 61	191	H	Illinois St.	53 58
												194	H	Milwaukee	55 54
												266	A	Cleveland St.	47 76
												286	N	La Salle	56 74
												303	A	Austin Peay	48 52
												306	H	Oakland	72 50
												332	H	Detroit Mercy	68 56
												333	A	UIC	67 49
<hr/>															
LAST 12 Division I GAMES:															
116	A	Youngstown St.	66 77	306	H	Oakland	72 50								
266	A	Cleveland St.	47 76	332	H	Detroit Mercy	68 56								
93	H	Wright St.	55 61	333	A	UIC	67 49								
76	H	Green Bay	61 81	152	N	Pepperdine	46 51								
194	H	Milwaukee	55 54	87	A	Providence	43 48								
125	A	IUPUI	48 70	286	N	La Salle	56 74								

Non-Div I Games: Alderson Broaddus 73 32

Northern Ky.

Average RPI	Win:	160	WON-LOST	WINNING	LAST 10	STRENGTH OF	OPP. STRENGTH	TEAM	ADJ.	CONF.	ADJ CONF.
Average RPI	Loss:	50	RECORD	PCT. RANK	GAMES	SCHEDULE	OF SCHEDULE	RPI	RPI	RPI	RPI
DIV. I ONLY		13- 7		88	6-4	82	24	63	63	4	4
DIV. I NON-CONF.		7- 4		109	0- 1	182	37	127	127	5	5

TOTALS	RPI 1-25		RPI 26-50		W-L RECORDS	RPI 51-100		RPI 101-150		RPI 150+	
13- 7	1- 2		1- 2		OVERALL	3- 2		1- 1		7- 0	
7- 3	1- 1		0- 1		HOME	1- 0		1- 1		4- 0	
5- 3	0- 1		1- 1		AWAY	2- 1		0- 0		2- 0	
1- 1	0- 0		0- 0		NEUTRAL	0- 1		0- 0		1- 0	
7- 4	0- 1		0- 1		NON-CONFERENCE	2- 1		1- 1		4- 0	
4- 2	0- 1		0- 0		HOME	1- 0		1- 1		2- 0	
2- 1	0- 0		0- 1		AWAY	1- 0		0- 0		1- 0	
1- 1	0- 0		0- 0		NEUTRAL	0- 1		0- 0		1- 0	
6- 3	1- 1		1- 1		CONFERENCE	1- 1		0- 0		3- 0	
3- 1	1- 0		0- 1		HOME	0- 0		0- 0		2- 0	
3- 2	0- 1		1- 0		AWAY	1- 1		0- 0		1- 0	
0- 0	0- 0		0- 0		NEUTRAL	0- 0		0- 0		0- 0	

RPI	S	Opponent	Score	RPI	S	Opponent	Score	RPI	S	Opponent	Score	RPI	S	Opponent	Score
11	H	Marquette	57 76	29	H	Purdue	54 57	56	H	Duke	84 58	105	H	Pittsburgh	49 52
14	A	Rutgers	41 45	35	A	Indiana	75 69	74	A	Michigan	78 79	132	H	UT Martin	90 64
22	H	Michigan St.	70 62	37	A	DePaul	60 76	76	A	Green Bay	57 55	173	H	Wisconsin	72 46
								79	N	Kansas	57 66	180	A	Illinois	64 56
								97	A	Nebraska	58 54	180	H	Illinois	68 45
												212	A	Florida	83 74
												243	N	Wisconsin St.	65 43
												333	H	UIC	87 44
												345	H	Chicago St.	97 35

Team's RPI: 63															
LAST 12 Division I GAMES:															
97	A	Nebraska	58 54	79	N	Kansas	57 66	180	A	Illinois	64 56				
173	H	Wisconsin	72 46	180	A	Illinois	68 45	14	A	Rutgers	41 45				
35	A	Indiana	75 69	243	N	Wisconsin St.	65 43								
29	H	Purdue	54 57	345	H	Chicago St.	97 35								
74	A	Michigan	78 79												
22	H	Michigan St.	70 62												

Non-Div I Games:

Northwestern

Average RPI Win:	313	WON-LOST	WINNING	LAST 10	STRENGTH OF	OPP. STRENGTH	TEAM	ADJ.	CONF.	ADJ CONF.
Average RPI Loss:	169	RECORD	PCT. RANK	GAMES	SCHEDULE	OF SCHEDULE	RPI	RPI	RPI	RPI
DIV. I ONLY	3- 12	313	3-7	266	252	329	329	26	26	
DIV. I NON-CONF.	1- 6	318	0- 0	270	104	329	329	23	23	

TOTALS	RPI 1-25	RPI 26-50	W-L RECORDS	RPI 51-100	RPI 101-150	RPI 150+				
3- 12	0- 0	0- 2	OVERALL	0- 1	0- 2	3- 7				
3- 3	0- 0	0- 0	HOME	0- 0	0- 0	3- 3				
0- 9	0- 0	0- 2	AWAY	0- 1	0- 2	0- 4				
0- 0	0- 0	0- 0	NEUTRAL	0- 0	0- 0	0- 0				
1- 6	0- 0	0- 2	NON-CONFERENCE	0- 0	0- 2	1- 2				
1- 1	0- 0	0- 0	HOME	0- 0	0- 0	1- 1				
0- 5	0- 0	0- 2	AWAY	0- 0	0- 2	0- 1				
0- 0	0- 0	0- 0	NEUTRAL	0- 0	0- 0	0- 0				
2- 6	0- 0	0- 0	CONFERENCE	0- 1	0- 0	2- 5				
2- 2	0- 0	0- 0	HOME	0- 0	0- 0	2- 2				
0- 4	0- 0	0- 0	AWAY	0- 1	0- 0	0- 3				
0- 0	0- 0	0- 0	NEUTRAL	0- 0	0- 0	0- 0				

RPI 1-25				RPI 26-50				RPI 51-100				RPI 101+				Team's RPI: 329
RPI	S	Opponent	Score	RPI	S	Opponent	Score	RPI	S	Opponent	Score	RPI	S	Opponent	Score	
				31	A	Texas	66 104	69	A	SFA	56 84	101	A	Al abama	73 87	
				49	A	Arkansas	53 98					140	A	Okl ahoma	56 93	
												160	H	Abil ene Christi an	63 72	
												177	A	Southern Miss.	54 69	
												202	A	Ni chol ls St.	86 97	
												210	A	Sam Houston St.	55 66	
												267	H	Southeastern La.	58 47	
												279	A	A&M-Corpus Christi	55 79	
												297	H	La. -Monroe	55 63	
												312	H	New Orleans	62 67	
												322	H	McNeese	82 63	
												350	H	Al corn	78 65	
LAST 12 Division I GAMES:																
210	A	Sam Houston St.	55 66	312	H	New Orleans	62 67									
160	H	Abilene Christian	63 72	267	H	Southeastern La.	58 47									
69	A	SFA	56 84	31	A	Texas	66 104									
279	A	A&M-Corpus Christi	55 79	101	A	Al abama	73 87									
322	H	McNeese	82 63	297	H	La. -Monroe	55 63									
202	A	Nicholls St.	86 97	177	A	Southern Miss.	54 69									

Non-Div I Games: Loyola (LA) 71 66 Central Baptist 82 56 LeTourneau 100 40 Centenary (LA) 94 51 Northwestern St.

Average RPI	Win:	68	WON-LOST	WINNING	LAST 10	STRENGTH OF	OPP. STRENGTH	TEAM	ADJ.	CONF.	ADJ CONF.
Average RPI	Loss:	21	RECORD	PCT. RANK	GAMES	SCHEDULE	OF SCHEDULE	RPI	RPI	RPI	RPI
DIV. I ONLY		19- 2		8	9-1	1	4	1	1	1	1
DIV. I NON-CONF.		13- 1		9	1- 0	1	9	1	1	1	1

TOTALS	RPI 1-25		RPI 26-50		W-L RECORDS	RPI 51-100		RPI 101-150		RPI 150+	
19- 2	5- 1		3- 1		OVERALL	6- 0		4- 0		1- 0	
10- 1	2- 1		0- 0		HOME	3- 0		4- 0		1- 0	
6- 1	1- 0		2- 1		AWAY	3- 0		0- 0		0- 0	
3- 0	2- 0		1- 0		NEUTRAL	0- 0		0- 0		0- 0	
13- 1	4- 1		2- 0		NON-CONFERENCE	4- 0		2- 0		1- 0	
6- 1	1- 1		0- 0		HOME	2- 0		2- 0		1- 0	
4- 0	1- 0		1- 0		AWAY	2- 0		0- 0		0- 0	
3- 0	2- 0		1- 0		NEUTRAL	0- 0		0- 0		0- 0	
6- 1	1- 0		1- 1		CONFERENCE	2- 0		2- 0		0- 0	
4- 0	1- 0		0- 0		HOME	1- 0		2- 0		0- 0	
2- 1	0- 0		1- 1		AWAY	1- 0		0- 0		0- 0	
0- 0	0- 0		0- 0		NEUTRAL	0- 0		0- 0		0- 0	

RPI	S	Opponent	Score	RPI	S	Opponent	Score	RPI	S	Opponent	Score	RPI	S	Opponent	Score
4	H	Louisville	82 68	34	A	North Carolina	73 78	53	A	Tennessee	77 62	103	H	Wake Forest	78 48
7	H	UConn	71 89	37	A	DePaul	101 77	61	H	Harvard	103 58	105	H	Pittsburgh	100 44
8	H	Iowa	105 71	38	A	Georgia Tech	76 55	78	A	Virginia Tech	80 51	118	H	Western Ky.	94 53
11	A	Marquette	87 63	40	N	Oregon St.	91 81	83	H	Boston College	92 63	136	H	Lehigh	95 68
13	N	Gonzaga	81 65					84	A	Tolledo	72 56	220	H	Binghamton	103 53
15	N	Drake	82 64					92	H	Penn	75 55				

LAST 12 Division I GAMES:															
34	A	North Carolina	73 78	40	N	Oregon St.	91 81	15	N	Drake	82 64	38	A	Georgia Tech	76 55
53	A	Tennessee	77 62	83	H	Boston College	92 63	105	H	Pittsburgh	100 44	136	H	Lehigh	95 68
78	A	Virginia Tech	80 51	103	H	Wake Forest	78 48	11	A	Marquette	87 63				
4	H	Louisville	82 68												

Non-Div I Games:

Notre Dame

Average RPI Win:	305	WON-LOST	WINNING	LAST 10	STRENGTH OF	OPP. STRENGTH	TEAM	ADJ.	CONF.	ADJ CONF.
Average RPI Loss:	139	RECORD	PCT. RANK	GAMES	SCHEDULE	OF SCHEDULE	RPI	RPI	RPI	RPI
DIV. I ONLY	2- 16	333	2-8	137	173	306	306	20	20	
DIV. I NON-CONF.	1- 8	322	0- 0	27	110	240	240	19	19	

TOTALS	RPI 1-25	RPI 26-50	W-L RECORDS	RPI 51-100	RPI 101-150	RPI 150+				
2- 16	0- 2	0- 1	OVERALL	0- 4	0- 3	2- 6				
2- 7	0- 1	0- 1	HOME	0- 2	0- 1	2- 2				
0- 8	0- 1	0- 0	AWAY	0- 2	0- 2	0- 3				
0- 1	0- 0	0- 0	NEUTRAL	0- 0	0- 0	0- 1				
1- 8	0- 2	0- 1	NON-CONFERENCE	0- 2	0- 1	1- 2				
1- 3	0- 1	0- 1	HOME	0- 1	0- 0	1- 0				
0- 4	0- 1	0- 0	AWAY	0- 1	0- 1	0- 1				
0- 1	0- 0	0- 0	NEUTRAL	0- 0	0- 0	0- 1				
1- 8	0- 0	0- 0	CONFERENCE	0- 2	0- 2	1- 4				
1- 4	0- 0	0- 0	HOME	0- 1	0- 1	1- 2				
0- 4	0- 0	0- 0	AWAY	0- 1	0- 1	0- 2				
0- 0	0- 0	0- 0	NEUTRAL	0- 0	0- 0	0- 0				

RPI 1-25				RPI 26-50				RPI 51-100				RPI 101+				Team's RPI: 306
RPI	S	Opponent	Score	RPI	S	Opponent	Score	RPI	S	Opponent	Score	RPI	S	Opponent	Score	
22	H	Michigan St.	58 102	35	H	Indiana	32 59	74	H	Michigan	59 85	116	H	Youngstown St.	55 69	
25	A	Central Mich.	61 104					76	H	Green Bay	53 77	125	A	IUPUI	53 82	
								90	A	Kent St.	65 75	149	A	Bradley	64 73	
								93	A	Wright St.	58 69	153	N	Akron	65 85	
												191	A	Illinois St.	56 62	
												194	H	Milwaukee	52 79	
												266	H	Cleveland St.	62 64	
												277	H	Canisius	71 60	
												288	A	Northern Ky.	50 72	
												332	H	Detroit Mercy	74 67	
												333	A	UIC	65 69	
LAST 12 Division I GAMES:																
				76	H	Green Bay	53 77	288	A	Northern Ky.	50 72					
				194	H	Milwaukee	52 79	93	A	Wright St.	58 69					
				125	A	IUPUI	53 82	266	H	Cleveland St.	62 64					
				333	A	UIC	65 69	74	H	Michigan	59 85					
				332	H	Detroit Mercy	74 67	22	H	Michigan St.	58 102					
				116	H	Youngstown St.	55 69	149	A	Bradley	64 73					

Non-Div I Games: Grace Bible (MI) 94 48 Rochester College 64 46

Oakland

Average RPI Win:	170	WON-LOST	WINNING	LAST 10	STRENGTH OF	OPP. STRENGTH	TEAM	ADJ.	CONF.	ADJ CONF.
Average RPI Loss:	84	RECORD	PCT. RANK	GAMES	SCHEDULE	OF SCHEDULE	RPI	RPI	RPI	RPI
DIV. I ONLY	17- 3	15	7-3	177	74	55	55	8	8	
DIV. I NON-CONF.	11- 0	1	0- 0	284	92	40	40	8	8	

TOTALS	RPI 1-25	RPI 26-50	W-L RECORDS	RPI 51-100	RPI 101-150	RPI 150+				
17- 3	0- 1	2- 0	OVERALL	2- 1	4- 0	9- 1				
8- 3	0- 1	1- 0	HOME	1- 1	1- 0	5- 1				
7- 0	0- 0	1- 0	AWAY	0- 0	3- 0	3- 0				
2- 0	0- 0	0- 0	NEUTRAL	1- 0	0- 0	1- 0				
11- 0	0- 0	1- 0	NON-CONFERENCE	1- 0	3- 0	6- 0				
6- 0	0- 0	1- 0	HOME	0- 0	1- 0	4- 0				
3- 0	0- 0	0- 0	AWAY	0- 0	2- 0	1- 0				
2- 0	0- 0	0- 0	NEUTRAL	1- 0	0- 0	1- 0				
6- 3	0- 1	1- 0	CONFERENCE	1- 1	1- 0	3- 1				
2- 3	0- 1	0- 0	HOME	1- 1	0- 0	1- 1				
4- 0	0- 0	1- 0	AWAY	0- 0	1- 0	2- 0				
0- 0	0- 0	0- 0	NEUTRAL	0- 0	0- 0	0- 0				

RPI 1-25				RPI 26-50				RPI 51-100				Team's RPI: 55				RPI 101+			
RPI	S	Opponent	Score	RPI	S	Opponent	Score	RPI	S	Opponent	Score	RPI	S	Opponent	Score	RPI	S	Opponent	Score
25	H	Central Mich.	70 88	29	H	Purdue	80 73	59	H	Miami (OH)	61 67	108	A	American	77 67				
				30	A	Buffalo	74 71	68	N	Lamar University	87 62	111	A	Northern Ill.	69 53				
								90	H	Kent St.	83 81	125	A	IUPUI	73 66				
												138	H	UNCW	95 72				
												167	A	Ball St.	90 75				
												167	H	Ball St.	61 67				
												185	H	Eastern Mich.	85 44				
												209	N	St. Bonaventure	70 53				
												220	H	Binghamton	86 49				
												236	A	Bowling Green	82 79				
												266	H	Cleveland St.	72 54				
												272	A	Richmond	109 58				
												314	H	Eastern Ky.	100 60				
												315	H	Coppin St.	87 62				
LAST 12 Division I GAMES:																			
236	A	Bowling Green	82 79	167	H	Ball St.	61 67												
111	A	Northern Ill.	69 53	59	H	Miami (OH)	61 67												
185	H	Eastern Mich.	85 44	30	A	Buffalo	74 71												
90	H	Kent St.	83 81	108	A	American	77 67												
167	A	Ball St.	90 75	272	A	Richmond	109 58												
25	H	Central Mich.	70 88	125	A	IUPUI	73 66												

Non-Div I Games:

Ohio

Average RPI Win:	218	WON-LOST	WINNING	LAST 10	STRENGTH OF	OPP. STRENGTH	TEAM	ADJ.	CONF.	ADJ CONF.
Average RPI Loss:	55	RECORD	PCT. RANK	GAMES	SCHEDULE	OF SCHEDULE	RPI	RPI	RPI	RPI
DIV. I ONLY	5- 14	288	2-8	10	52	140	140	3	3	
DIV. I NON-CONF.	4- 7	228	0- 1	33	117	155	155	3	3	

TOTALS	RPI 1-25	RPI 26-50	W-L RECORDS	RPI 51-100	RPI 101-150	RPI 150+				
5- 14	0- 3	0- 5	OVERALL	0- 4	1- 1	4- 1				
4- 4	0- 2	0- 1	HOME	0- 1	1- 0	3- 0				
1- 8	0- 1	0- 3	AWAY	0- 3	0- 0	1- 1				
0- 2	0- 0	0- 1	NEUTRAL	0- 0	0- 1	0- 0				
4- 7	0- 1	0- 3	NON-CONFERENCE	0- 1	1- 1	3- 1				
3- 2	0- 1	0- 1	HOME	0- 0	1- 0	2- 0				
1- 3	0- 0	0- 1	AWAY	0- 1	0- 0	1- 1				
0- 2	0- 0	0- 1	NEUTRAL	0- 0	0- 1	0- 0				
1- 7	0- 2	0- 2	CONFERENCE	0- 3	0- 0	1- 0				
1- 2	0- 1	0- 0	HOME	0- 1	0- 0	1- 0				
0- 5	0- 1	0- 2	AWAY	0- 2	0- 0	0- 0				
0- 0	0- 0	0- 0	NEUTRAL	0- 0	0- 0	0- 0				

RPI 1-25				RPI 26-50				RPI 51-100				RPI 101+ Team's RPI: 140			
RPI	S	Opponent	Score	RPI	S	Opponent	Score	RPI	S	Opponent	Score	RPI	S	Opponent	Score
2	H	Baylor	53 74	31	A	Texas	63 73	52	A	Kansas St.	56 86	118	H	Western Ky.	90 83
7	H	UConn	63 72	37	H	DePaul	76 87	57	A	Auburn	79 95	145	N	UAB	84 89
12	A	Iowa St.	78 104	39	N	Clemson	62 74	62	H	West Virginia	55 66	154	H	Texas Tech	66 61
				44	A	New Mexico	80 84	79	A	Kansas	79 88	159	A	South Fla.	70 87
				50	A	TCU	71 86					198	A	SMU	77 61
												292	H	Central Ark.	65 52
												329	H	Northwestern St.	93 56

LAST 12 Division I GAMES:															
2	H	Baylor	53 74	39	N	Clemson	62 74	52	A	Kansas St.	56 86	118	H	Western Ky.	90 83
50	A	TCU	71 86	79	A	Kansas	79 88	57	A	Auburn	79 95	145	N	UAB	84 89
12	A	Iowa St.	78 104	154	H	Texas Tech	66 61	62	H	West Virginia	55 66	159	A	South Fla.	70 87
62	H	West Virginia	55 66	198	A	SMU	77 61	79	A	Kansas	79 88	198	A	SMU	77 61
31	A	Texas	63 73	7	H	UConn	63 72					292	H	Central Ark.	65 52
52	A	Kansas St.	56 86	37	H	DePaul	76 87					329	H	Northwestern St.	93 56

Non-Div I Games:

Oklahoma

Average RPI Win:	184	WON-LOST	WINNING	LAST 10	STRENGTH OF	OPP. STRENGTH	TEAM	ADJ.	CONF.	ADJ CONF.
Average RPI Loss:	36	RECORD	PCT. RANK	GAMES	SCHEDULE	OF SCHEDULE	RPI	RPI	RPI	RPI
DIV. I ONLY	12- 7	105	5-5	68	57	81	81	3	3	
DIV. I NON-CONF.	9- 2	43	0- 0	269	149	111	111	3	3	

TOTALS	RPI 1-25	RPI 26-50	W-L RECORDS	RPI 51-100	RPI 101-150	RPI 150+				
12- 7	0- 2	1- 2	OVERALL	1- 3	0- 0	10- 0				
10- 3	0- 2	1- 0	HOME	0- 1	0- 0	9- 0				
2- 4	0- 0	0- 2	AWAY	1- 2	0- 0	1- 0				
0- 0	0- 0	0- 0	NEUTRAL	0- 0	0- 0	0- 0				
9- 2	0- 0	0- 1	NON-CONFERENCE	0- 1	0- 0	9- 0				
8- 1	0- 0	0- 0	HOME	0- 1	0- 0	8- 0				
1- 1	0- 0	0- 1	AWAY	0- 0	0- 0	1- 0				
0- 0	0- 0	0- 0	NEUTRAL	0- 0	0- 0	0- 0				
3- 5	0- 2	1- 1	CONFERENCE	1- 2	0- 0	1- 0				
2- 2	0- 2	1- 0	HOME	0- 0	0- 0	1- 0				
1- 3	0- 0	0- 1	AWAY	1- 2	0- 0	0- 0				
0- 0	0- 0	0- 0	NEUTRAL	0- 0	0- 0	0- 0				

RPI 1-25				RPI 26-50				RPI 51-100				Team's RPI: 81				RPI 101+			
RPI	S	Opponent	Score	RPI	S	Opponent	Score	RPI	S	Opponent	Score	RPI	S	Opponent	Score	RPI	S	Opponent	Score
2	H	Baylor	58 66	31	A	Texas	51 60	52	A	Kansas St.	48 59	154	H	Texas Tech	65 57				
12	H	Iowa St.	71 84	41	A	UCLA	59 71	53	H	Tennessee	63 76	174	H	UC Riverside	76 51				
				50	H	TCU	75 71	62	A	West Virginia	58 67	175	H	Oral Roberts	89 69				
								79	A	Kansas	72 62	176	H	Grambling	86 40				
												179	H	Texas St.	66 55				
												187	H	Arkansas St.	62 60				
												204	H	Prairie View	70 50				
												243	A	Wichita St.	60 47				
												245	H	Samford	82 62				
												337	H	Houston Baptist	77 44				
LAST 12 Division I GAMES:																			
				52	A	Kansas St.	48 59	2	H	Baylor	58 66								
				79	A	Kansas	72 62	12	H	Iowa St.	71 84								
				154	H	Texas Tech	65 57	176	H	Grambling	86 40								
				62	A	West Virginia	58 67	175	H	Oral Roberts	89 69								
				50	H	TCU	75 71	41	A	UCLA	59 71								
				31	A	Texas	51 60	337	H	Houston Baptist	77 44								

Non-Div I Games:

Oklahoma St.

Average RPI Win:	206	WON-LOST	WINNING	LAST 10	STRENGTH OF	OPP. STRENGTH	TEAM	ADJ.	CONF.	ADJ CONF.
Average RPI Loss:	105	RECORD	PCT. RANK	GAMES	SCHEDULE	OF SCHEDULE	RPI	RPI	RPI	RPI
DIV. I ONLY	15- 5	49	7-3	149	146	64	64	16	16	
DIV. I NON-CONF.	9- 3	61	0- 1	28	206	27	27	18	18	

TOTALS	RPI 1-25	RPI 26-50	W-L RECORDS	RPI 51-100	RPI 101-150	RPI 150+				
15- 5	0- 1	0- 1	OVERALL	1- 0	5- 2	9- 1				
8- 1	0- 0	0- 0	HOME	0- 0	2- 1	6- 0				
5- 3	0- 1	0- 0	AWAY	1- 0	2- 1	2- 1				
2- 1	0- 0	0- 1	NEUTRAL	0- 0	1- 0	1- 0				
9- 3	0- 1	0- 1	NON-CONFERENCE	1- 0	4- 1	4- 0				
4- 1	0- 0	0- 0	HOME	0- 0	2- 1	2- 0				
3- 1	0- 1	0- 0	AWAY	1- 0	1- 0	1- 0				
2- 1	0- 0	0- 1	NEUTRAL	0- 0	1- 0	1- 0				
6- 2	0- 0	0- 0	CONFERENCE	0- 0	1- 1	5- 1				
4- 0	0- 0	0- 0	HOME	0- 0	0- 0	4- 0				
2- 2	0- 0	0- 0	AWAY	0- 0	1- 1	1- 1				
0- 0	0- 0	0- 0	NEUTRAL	0- 0	0- 0	0- 0				

RPI 1-25				RPI 26-50				RPI 51-100				Team's RPI: 64	RPI 101+			
RPI	S	Opponent	Score	RPI	S	Opponent	Score	RPI	S	Opponent	Score		RPI	S	Opponent	Score
6	A	NC State	56 85	47	N	Saint Mary's (CA)	65 83	82	A	Cincinnati	76 72		102	H	Virginia	67 73
													112	A	Tulane	56 48
													118	A	Western Ky.	60 75
													120	N	Tennessee Tech	80 73
													126	H	VCU	60 57
													129	H	William & Mary	83 69
													144	A	Louisiana Tech	70 59
													177	A	Southern Miss.	53 50
													233	N	Jacksonville	78 76
													253	A	Marshall	48 57
													255	A	Campbell	83 59
													263	H	UTSA	72 47
													269	H	UTEP	78 59
													270	H	Norfolk St.	69 53
													282	H	Fla. Atlantic	87 53
													315	H	Coppin St.	81 51
													320	H	FIU	95 68

LAST 12 Division I GAMES:																
269	H	UTEP	78 59	47	N	Saint Mary's (CA)	65 83	263	H	UTSA	72 47					
177	A	Southern Miss.	53 50					253	A	Marshall	48 57					
144	A	Louisiana Tech	70 59					315	H	Coppin St.	81 51					
320	H	FIU	95 68					112	A	Tulane	56 48					
282	H	Fla. Atlantic	87 53					126	H	VCU	60 57					
118	A	Western Ky.	60 75													

Non-Div I Games:

Old Dominion

Average RPI Win:	233	WON-LOST	WINNING	LAST 10	STRENGTH OF	OPP. STRENGTH	TEAM	ADJ.	CONF.	ADJ CONF.
Average RPI Loss:	85	RECORD	PCT. RANK	GAMES	SCHEDULE	OF SCHEDULE	RPI	RPI	RPI	RPI

DIV. I ONLY	8- 13	239	3-7	81	98	197	197	5	5
DIV. I NON-CONF.	6- 8	199	0- 0	142	218	249	249	6	6
TOTALS	RPI 1-25	RPI 26-50	W-L RECORDS	RPI 51-100	RPI 101-150	RPI 150+			
8- 13	1- 2	0- 4	OVERALL	0- 2	0- 3	7- 2			
7- 6	0- 0	0- 2	HOME	0- 2	0- 1	7- 1			
1- 4	1- 1	0- 1	AWAY	0- 0	0- 1	0- 1			
0- 3	0- 1	0- 1	NEUTRAL	0- 0	0- 1	0- 0			
6- 8	0- 1	0- 2	NON-CONFERENCE	0- 1	0- 3	6- 1			
6- 4	0- 0	0- 1	HOME	0- 1	0- 1	6- 1			
0- 1	0- 0	0- 0	AWAY	0- 0	0- 1	0- 0			
0- 3	0- 1	0- 1	NEUTRAL	0- 0	0- 1	0- 0			
2- 5	1- 1	0- 2	CONFERENCE	0- 1	0- 0	1- 1			
1- 2	0- 0	0- 1	HOME	0- 1	0- 0	1- 0			
1- 3	1- 1	0- 1	AWAY	0- 0	0- 0	0- 1			
0- 0	0- 0	0- 0	NEUTRAL	0- 0	0- 0	0- 0			

RPI S Opponent Score	RPI S Opponent Score	RPI S Opponent Score	RPI S Opponent Score
7 N UConn 50 90	29 N Purdue 59 70	58 H LSU 41 55	123 N St. John's (NY) 59 64
10 A Mississippi St. 49 80	36 A Missouri 55 78	95 H Troy 54 71	125 H IUPUI 58 66
23 A Kentucky 55 49	49 H Arkansas 55 85		144 A Louisiana Tech 71 80
	50 H TCU 50 55		168 A Vanderbilt 68 80
			201 H Temple 62 55
			205 H Jacksonville St. 49 60
			212 H Florida 76 66
			254 H Louisiana 79 57
			270 H Norfolk St. 60 42
			280 H Western Mich. 69 66
			281 H North Florida 82 69
			343 H Savannah St. 74 51
Team's RPI: 197			
LAST 12 Division I GAMES:			
212 H Florida 76 66	10 A Mississippi St. 49 80		
23 A Kentucky 55 49	168 A Vanderbilt 68 80		
58 H LSU 41 55	95 H Troy 54 71		
49 H Arkansas 55 85	144 A Louisiana Tech 71 80		
36 A Missouri 55 78	254 H Louisiana 79 57		
281 H North Florida 82 69	343 H Savannah St. 74 51		

Non-Div I Games:

Ole Miss

Average RPI Win:	322	WON-LOST	WINNING	LAST 10	STRENGTH OF	OPP. STRENGTH	TEAM	ADJ.	CONF.	ADJ CONF.
Average RPI Loss:	151	RECORD	PCT. RANK	GAMES	SCHEDULE	OF SCHEDULE	RPI	RPI	RPI	RPI
DIV. I ONLY	5- 14	288	2-8	282	246	311	311	18	18	
DIV. I NON-CONF.	4- 7	228	1- 0	292	307	286	286	17	17	

TOTALS	RPI 1-25	RPI 26-50	W-L RECORDS	RPI 51-100	RPI 101-150	RPI 150+				
5- 14	0- 0	0- 2	OVERALL	0- 3	0- 2	5- 7				
3- 5	0- 0	0- 1	HOME	0- 0	0- 1	3- 3				
1- 8	0- 0	0- 1	AWAY	0- 3	0- 1	1- 3				
1- 1	0- 0	0- 0	NEUTRAL	0- 0	0- 0	1- 1				
4- 7	0- 0	0- 0	NON-CONFERENCE	0- 3	0- 2	4- 2				
2- 2	0- 0	0- 0	HOME	0- 0	0- 1	2- 1				
1- 4	0- 0	0- 0	AWAY	0- 3	0- 1	1- 0				
1- 1	0- 0	0- 0	NEUTRAL	0- 0	0- 0	1- 1				
1- 7	0- 0	0- 2	CONFERENCE	0- 0	0- 0	1- 5				
1- 3	0- 0	0- 1	HOME	0- 0	0- 0	1- 2				
0- 4	0- 0	0- 1	AWAY	0- 0	0- 0	0- 3				
0- 0	0- 0	0- 0	NEUTRAL	0- 0	0- 0	0- 0				

RPI 1-25				RPI 26-50				RPI 51-100				RPI 101+				Team's RPI: 311	
RPI	S	Opponent	Score	RPI	S	Opponent	Score	RPI	S	Opponent	Score	RPI	S	Opponent	Score		
				32	H	South Dakota	49 80	52	A	Kansas St.	46 61	143	A	Montana St.	56 59		
				33	A	South Dakota St.	47 81	77	A	UNI	50 79	149	H	Bradley	60 80		
								85	A	Creighton	51 66	157	H	CSUN	52 64		
												163	H	Denver	68 95		
												175	H	Oral Roberts	56 71		
												217	A	North Dakota	57 68		
												235	A	Western Ill.	70 78		
												255	N	Campbell	52 65		
												283	H	CSU Bakersfield	53 46		
												305	H	North Dakota St.	78 61		
												332	A	Detroit Mercy	51 42		
												335	A	Purdue Fort Wayne	48 56		
												341	H	USC Upstate	96 69		
												349	N	Florida A&M	57 50		
LAST 12 Division I GAMES:																	
				335	A	Purdue Fort Wayne	48 56	349	N	Florida A&M	57 50						
				32	H	South Dakota	49 80	33	A	South Dakota St.	47 81						
				235	A	Western Ill.	70 78	163	H	Denver	68 95						
				217	A	North Dakota	57 68	77	A	UNI	50 79						
				305	H	North Dakota St.	78 61	143	A	Montana St.	56 59						
				175	H	Oral Roberts	56 71	149	H	Bradley	60 80						

Non-Div I Games: Peru St. 91 44 Graceland (IA) 81 39

Omaha

Average RPI Win: **269** WON-LOST RECORD WINNING PCT. RANK LAST 10 GAMES STRENGTH OF SCHEDULE OPP. STRENGTH OF SCHEDULE TEAM RPI ADJ. RPI CONF. RPI ADJ CONF. RPI

Average RPI Loss: **93**

DIV. I ONLY	10- 10	165	5-5	196	176	175	175	18	18
DIV. I NON-CONF.	5- 6	177	0- 0	112	125	137	137	17	17
TOTALS	RPI 1-25	RPI 26-50	W-L RECORDS	RPI 51-100	RPI 101-150	RPI 150+			
10- 10	0- 1	0- 3	OVERALL	0- 2	0- 1	10- 3			
5- 4	0- 0	0- 1	HOME	0- 0	0- 1	5- 2			
5- 6	0- 1	0- 2	AWAY	0- 2	0- 0	5- 1			
0- 0	0- 0	0- 0	NEUTRAL	0- 0	0- 0	0- 0			
5- 6	0- 1	0- 1	NON-CONFERENCE	0- 2	0- 1	5- 1			
2- 2	0- 0	0- 0	HOME	0- 0	0- 1	2- 1			
3- 4	0- 1	0- 1	AWAY	0- 2	0- 0	3- 0			
0- 0	0- 0	0- 0	NEUTRAL	0- 0	0- 0	0- 0			
5- 4	0- 0	0- 2	CONFERENCE	0- 0	0- 0	5- 2			
3- 2	0- 0	0- 1	HOME	0- 0	0- 0	3- 1			
2- 2	0- 0	0- 1	AWAY	0- 0	0- 0	2- 1			
0- 0	0- 0	0- 0	NEUTRAL	0- 0	0- 0	0- 0			

RPI	S	Opponent	Score	RPI	S	Opponent	Score	RPI	S	Opponent	Score	RPI	S	Opponent	Score	Team's RPI: 175
8	A	Iowa	77 90	32	H	South Dakota	72 76	79	A	Kansas	58 70	114	H	UT Arlington	62 80	
				33	A	South Dakota St.	55 68	81	A	Oklahoma St.	69 89	155	H	Tulsa	68 76	
				49	A	Arkansas	61 74					163	A	Denver	76 93	
												179	A	Texas St.	81 64	
												195	H	UMKC	75 64	
												210	A	Sam Houston St.	73 62	
												217	H	North Dakota	67 75	
												235	H	Western Ill.	68 64	
												246	H	Southern Utah	64 59	
												305	H	North Dakota St.	101 72	
												311	A	Omaha	71 56	
												335	A	Purdue Fort Wayne	72 61	
												335	H	Purdue Fort Wayne	66 56	
												337	A	Houston Baptist	74 56	
LAST 12 Division I GAMES:																
				163	A	Denver	76 93	335	H	Purdue Fort Wayne	66 56					
				32	H	South Dakota	72 76	305	H	North Dakota St.	101 72					
				33	A	South Dakota St.	55 68	311	A	Omaha	71 56					
				335	A	Purdue Fort Wayne	72 61	81	A	Oklahoma St.	69 89					
				235	H	Western Ill.	68 64	337	A	Houston Baptist	74 56					
				217	H	North Dakota	67 75	210	A	Sam Houston St.	73 62					

Non-Div I Games: Harris-Stowe 74 46 Cent. Christian (KS) 47

Oral Roberts

Average RPI Win:	98	WON-LOST	WINNING	LAST 10	STRENGTH OF	OPP. STRENGTH	TEAM	ADJ.	CONF.	ADJ CONF.
Average RPI Loss:	22	RECORD	PCT. RANK	GAMES	SCHEDULE	OF SCHEDULE	RPI	RPI	RPI	RPI
DIV. I ONLY	18- 1	4	10-0	26	3	5	5	2	2	
DIV. I NON-CONF.	10- 1	18	0- 0	13	46	2	2	2	2	

TOTALS	RPI 1-25	RPI 26-50	W-L RECORDS	RPI 51-100	RPI 101-150	RPI 150+				
18- 1	3- 1	4- 0	OVERALL	2- 0	4- 0	5- 0				
10- 0	3- 0	1- 0	HOME	1- 0	2- 0	3- 0				
7- 1	0- 1	3- 0	AWAY	1- 0	2- 0	1- 0				
1- 0	0- 0	0- 0	NEUTRAL	0- 0	0- 0	1- 0				
10- 1	2- 1	3- 0	NON-CONFERENCE	0- 0	0- 0	5- 0				
6- 0	2- 0	1- 0	HOME	0- 0	0- 0	3- 0				
3- 1	0- 1	2- 0	AWAY	0- 0	0- 0	1- 0				
1- 0	0- 0	0- 0	NEUTRAL	0- 0	0- 0	1- 0				
8- 0	1- 0	1- 0	CONFERENCE	2- 0	4- 0	0- 0				
4- 0	1- 0	0- 0	HOME	1- 0	2- 0	0- 0				
4- 0	0- 0	1- 0	AWAY	1- 0	2- 0	0- 0				
0- 0	0- 0	0- 0	NEUTRAL	0- 0	0- 0	0- 0				

RPI 1-25				RPI 26-50				RPI 51-100				RPI 101+			
RPI	S	Opponent	Score	RPI	S	Opponent	Score	RPI	S	Opponent	Score	RPI	S	Opponent	Score
9	H	Syracuse	75 73	30	H	Buffal o	102 82	51	A	Southern Cal i forn i a	93 53	106	A	Washi ngton St.	79 64
10	H	Missi ssi ppi St.	82 74	33	A	South Dakota St.	87 79	65	H	Ari zona	93 60	106	H	Washi ngton St.	98 58
17	H	Ari zona St.	77 71	41	A	UCLA	72 52					119	A	Washi ngton	76 57
22	A	Mi chi gan St.	82 88	47	A	Sai nt Mary' s (CA)	79 55					119	H	Washi ngton	84 71
												151 H UC I rvi ne 115 69			
												174 N UC Ri versi de 94 44			
												178 A Utah St. 88 58			
												234 H Ai r Force 82 36			
												275 H Long Beach St. 110 48			
LAST 12 Division I GAMES:															
				65 H Ari zona 93 60				119 A Washi ngton 76 57							
				17 H Ari zona St. 77 71				106 A Washi ngton St. 79 64							
				41 A UCLA 72 52				151 H UC I rvi ne 115 69							
				51 A Southern Cal i forn i a 93 53				234 H Ai r Force 82 36							
				106 H Washi ngton St. 98 58				10 H Missi ssi ppi St. 82 74							
				119 H Washi ngton 84 71				33 A South Dakota St. 87 79							

Average RPI Win:	142	WON-LOST	WINNING	LAST 10	STRENGTH OF	OPP. STRENGTH	TEAM	ADJ.	CONF.	ADJ CONF.
Average RPI Loss:	12	RECORD	PCT. RANK	GAMES	SCHEDULE	OF SCHEDULE	RPI	RPI	RPI	RPI
DIV. I ONLY	17- 3	15	9-1	167	1	40	40	2	2	
DIV. I NON-CONF.	10- 2	37	0- 1	214	15	64	64	2	2	

TOTALS	RPI 1-25	RPI 26-50	W-L RECORDS	RPI 51-100	RPI 101-150	RPI 150+				
17- 3	1- 3	2- 0	OVERALL	3- 0	6- 0	5- 0				
10- 1	0- 1	1- 0	HOME	2- 0	3- 0	4- 0				
4- 0	0- 0	1- 0	AWAY	1- 0	2- 0	0- 0				
3- 2	1- 2	0- 0	NEUTRAL	0- 0	1- 0	1- 0				
10- 2	1- 2	1- 0	NON-CONFERENCE	1- 0	2- 0	5- 0				
7- 0	0- 0	1- 0	HOME	1- 0	1- 0	4- 0				
0- 0	0- 0	0- 0	AWAY	0- 0	0- 0	0- 0				
3- 2	1- 2	0- 0	NEUTRAL	0- 0	1- 0	1- 0				
7- 1	0- 1	1- 0	CONFERENCE	2- 0	4- 0	0- 0				
3- 1	0- 1	0- 0	HOME	1- 0	2- 0	0- 0				
4- 0	0- 0	1- 0	AWAY	1- 0	2- 0	0- 0				
0- 0	0- 0	0- 0	NEUTRAL	0- 0	0- 0	0- 0				

RPI 1-25				RPI 26-50				RPI 51-100				RPI 101+			
RPI	S	Opponent	Score	RPI	S	Opponent	Score	RPI	S	Opponent	Score	RPI	S	Opponent	Score
1	N	Notre Dame	81 91	41	A	UCLA	83 73	51	A	Southern Cal i fornia	76 52	106	A	Washington St.	52 35
17	H	Ari zona St.	76 79	47	H	Saint Mary's (CA)	89 56	56	H	Duke	71 57	106	H	Washington St.	76 69
19	N	Texas A&M	70 76					65	H	Ari zona	86 64	118	N	Western Ky.	74 60
20	N	South Carol i na	70 68									119	A	Washi ngton	86 39
												119	H	Washi ngton	78 67
												147	H	Santa Clara	82 31
												188	N	Eastern Wash.	93 45
												283	H	CSU Bakersfi el d	92 52
												286	H	La Salle	100 46
												317	H	Cal Poly	79 54
												344	H	Ark. -Pine Bluff	89 33

LAST 12 Division I GAMES:															
106	A	Washington St.	52 35	1	N	Notre Dame	81 91	20	N	South Carol i na	70 68	119	H	Washi ngton	78 67
119	A	Washington	86 39	17	H	Ari zona St.	76 79	106	H	Washington St.	76 69	283	H	CSU Bakersfi el d	92 52
65	H	Ari zona	86 64	51	A	Southern Cal i fornia	76 52	56	H	Duke	71 57				
41	A	UCLA	83 73												

Non-Div I Games:

Oregon St.

Average RPI Win: 202

Average RPI Loss: 45

WON-LOST
RECORDWINNING
PCT. RANKLAST 10
GAMESSTRENGTH OF
SCHEDULEOPP. STRENGTH
OF SCHEDULETEAM
RPIADJ.
RPICONF.
RPIADJ CONF.
RPIDIV. I ONLY
DIV. I NON-CONF.13- 6
7- 374
837-3
0- 0109
175116
17670
7970
797
77
7

TOTALS

RPI 1-25

RPI 26-50

W-L RECORDS

RPI 51-100

RPI 101-150

RPI 150+

13- 6

0- 2

2- 2

OVERALL

1- 1

2- 1

8- 0

7- 2

0- 0

2- 1

HOME

0- 0

0- 1

5- 0

6- 3

0- 2

0- 0

AWAY

1- 1

2- 0

3- 0

0- 1

0- 0

0- 1

NEUTRAL

0- 0

0- 0

0- 0

7- 3

0- 1

1- 1

NON-CONFERENCE

1- 1

0- 0

5- 0

4- 0

0- 0

1- 0

HOME

0- 0

0- 0

3- 0

3- 2

0- 1

0- 0

AWAY

1- 1

0- 0

2- 0

0- 1

0- 0

0- 1

NEUTRAL

0- 0

0- 0

0- 0

6- 3

0- 1

1- 1

CONFERENCE

0- 0

2- 1

3- 0

3- 2

0- 0

1- 1

HOME

0- 0

0- 1

2- 0

3- 1

0- 1

0- 0

AWAY

0- 0

2- 0

1- 0

0- 0

0- 0

0- 0

NEUTRAL

0- 0

0- 0

0- 0

RPI 1-25

RPI 26-50

RPI 51-100

Team's RPI: 70

RPI 101+

RPI	S	Opponent	Score
13	A	Gonzaga	65 88
16	A	UCF	57 64

RPI	S	Opponent	Score
26	H	BYU	74 77
28	N	Cal i forni a	69 81
46	H	Wyomi ng	70 64
47	H	Saint Mary's (CA)	76 67

RPI	S	Opponent	Score
68	A	Lamar Uni versi ty	66 82
72	A	UC Davi s	83 80

RPI	S	Opponent	Score
117	H	Loyol a Marymount	67 72
147	A	Santa Clara	74 70
150	A	Portl and	76 66
152	H	Pepperdi ne	78 67
219	A	Cal St. Fullerton	72 64
248	A	San Franci sco	85 75
258	H	San Di ego	79 47
305	H	North Dakota St.	75 68
318	H	UC Santa Barbara	69 53
319	A	San Jose St.	91 67
340	H	Seattle U	75 61

LAST 12 Division I GAMES:

248	A	San Franci sco	85 75	152	H	Pepperdi ne	78 67
147	A	Santa Clara	74 70	117	H	Loyol a Marymount	67 72
258	H	San Di ego	79 47	47	H	Saint Mary's (CA)	76 67
26	H	BYU	74 77	219	A	Cal St. Fullerton	72 64
13	A	Gonzaga	65 88	68	A	Lamar Uni versi ty	66 82
150	A	Portl and	76 66	16	A	UCF	57 64

Non-Di v I Games:

Paci fi c

■ Loss,
 ■ Non-Conf,
 ■ S Site,
 ■ Home
 ■ Away
 N Neutral

Average RPI Win:	231	WON-LOST	WINNING	LAST 10	STRENGTH OF	OPP. STRENGTH	TEAM	ADJ.	CONF.	ADJ CONF.
Average RPI Loss:	38	RECORD	PCT. RANK	GAMES	SCHEDULE	OF SCHEDULE	RPI	RPI	RPI	RPI
DIV. I ONLY	10- 3	41	8-2	244	90	92	92	11	11	
DIV. I NON-CONF.	9- 3	61	0- 0	264	102	102	102	10	10	

TOTALS	RPI 1-25	RPI 26-50	W-L RECORDS	RPI 51-100	RPI 101-150	RPI 150+				
10- 3	0- 1	0- 1	OVERALL	1- 1	1- 0	8- 0				
4- 1	0- 0	0- 1	HOME	0- 0	0- 0	4- 0				
6- 1	0- 1	0- 0	AWAY	1- 0	1- 0	4- 0				
0- 1	0- 0	0- 0	NEUTRAL	0- 1	0- 0	0- 0				
9- 3	0- 1	0- 1	NON-CONFERENCE	0- 1	1- 0	8- 0				
4- 1	0- 0	0- 1	HOME	0- 0	0- 0	4- 0				
5- 1	0- 1	0- 0	AWAY	0- 0	1- 0	4- 0				
0- 1	0- 0	0- 0	NEUTRAL	0- 1	0- 0	0- 0				
1- 0	0- 0	0- 0	CONFERENCE	1- 0	0- 0	0- 0				
0- 0	0- 0	0- 0	HOME	0- 0	0- 0	0- 0				
1- 0	0- 0	0- 0	AWAY	1- 0	0- 0	0- 0				
0- 0	0- 0	0- 0	NEUTRAL	0- 0	0- 0	0- 0				

RPI 1-25				RPI 26-50				RPI 51-100				Team's RPI: 92				RPI 101+			
RPI	S	Opponent	Score	RPI	S	Opponent	Score	RPI	S	Opponent	Score	RPI	S	Opponent	Score	RPI	S	Opponent	Score
1	A	Notre Dame	55 75	43	H	Villanova	50 58	71	N	Maine	46 47	86	A	Princeton	66 60	109	A	Drexel	55 39
																201	H	Temple	71 62
																218	A	Navy	65 61
																230	A	Stetson	75 53
																265	A	Siena	58 51
																284	H	Saint Joseph's	65 45
																286	H	La Salle	65 34
																304	H	NJIT	85 42
																326	A	Iona	66 43
LAST 12 Division I GAMES:																			
86	A	Princeton	66 60	201	H	Temple	71 62	43	H	Villanova	50 58	218	A	Navy	65 61	304	H	NJIT	85 42
230	A	Stetson	75 53	284	H	Saint Joseph's	65 45	1	A	Notre Dame	55 75								
109	A	Drexel	55 39																
326	A	Iona	66 43																
286	H	La Salle	65 34																
71	N	Maine	46 47																

Non-Div I Games: Haverford 81 46

Penn

Average RPI Win:

161

Average RPI Loss:

56

WON-LOST
RECORDWINNING
PCT. RANKLAST 10
GAMESSTRENGTH OF
SCHEDULEOPP. STRENGTH
OF SCHEDULETEAM
RPIADJ.
RPICONF.
RPIADJ CONF.
RPIDIV. I ONLY
DIV. I NON-CONF.10- 10
7- 4165
1094-6
0- 018
5277
12999
9899
984
54
5

TOTALS

RPI 1-25

RPI 26-50

W-L RECORDS

RPI 51-100

RPI 101-150

RPI 150+

10- 10

0- 5

0- 2

OVERALL

2- 1

2- 0

6- 2

8- 6

0- 2

0- 1

HOME

2- 1

1- 0

5- 2

2- 4

0- 3

0- 1

AWAY

0- 0

1- 0

1- 0

0- 0

0- 0

0- 0

NEUTRAL

0- 0

0- 0

0- 0

7- 4

0- 1

0- 1

NON-CONFERENCE

2- 0

2- 0

3- 2

6- 3

0- 0

0- 1

HOME

2- 0

1- 0

3- 2

1- 1

0- 1

0- 0

AWAY

0- 0

1- 0

0- 0

0- 0

0- 0

0- 0

NEUTRAL

0- 0

0- 0

0- 0

3- 6

0- 4

0- 1

CONFERENCE

0- 1

0- 0

3- 0

2- 3

0- 2

0- 0

HOME

0- 1

0- 0

2- 0

1- 3

0- 2

0- 1

AWAY

0- 0

0- 0

1- 0

0- 0

0- 0

0- 0

NEUTRAL

0- 0

0- 0

0- 0

RPI 1-25

RPI 26-50

RPI 51-100

Team's RPI: 99

RPI 101+

RPI	S	Opponent	Score
14	A	Rutgers	61 74
14	H	Rutgers	61 69
18	A	Maryland	67 79
18	H	Maryland	61 77
21	A	Florida St.	58 87

RPI	S	Opponent	Score
28	H	Cal i forni a	58 75
35	A	Indi ana	75 83

RPI	S	Opponent	Score
86	H	Princeton	79 71
87	H	Provi dence	74 72
94	H	Ohio St.	71 76

RPI	S	Opponent	Score
108	H	Ameri can	80 59
142	A	Fordham	72 55
156	H	Duquesne	58 64
166	H	Stony Brook	70 81
173	A	Wi sconsi n	65 59
173	H	Wi sconsi n	71 64
180	H	Ill i noi s	62 48
209	H	St. Bonaventure	80 65
217	H	North Dakota	75 68
233	H	Jacksonville	80 61

LAST 12 Di vi si on I GAMES:

18	A	Maryl and	67 79	14	H	Rutgers	61 69
94	H	Ohio St.	71 76	173	A	Wi sconsi n	65 59
180	H	Ill i noi s	62 48	18	H	Maryl and	61 77
14	A	Rutgers	61 74	108	H	Ameri can	80 59
173	H	Wi sconsi n	71 64	209	H	St. Bonaventure	80 65
35	A	Indi ana	75 83	156	H	Duquesne	58 64

Non-Di v I Games:

Penn St.

Average RPI Win:	242	WON-LOST	WINNING	LAST 10	STRENGTH OF	OPP. STRENGTH	TEAM	ADJ.	CONF.	ADJ CONF.
Average RPI Loss:	96	RECORD	PCT. RANK	GAMES	SCHEDULE	OF SCHEDULE	RPI	RPI	RPI	RPI
DIV. I ONLY	11- 8	123	6-4	253	110	152	152	7	7	
DIV. I NON-CONF.	6- 4	125	0- 0	345	196	222	222	7	7	

TOTALS	RPI 1-25	RPI 26-50	W-L RECORDS	RPI 51-100	RPI 101-150	RPI 150+				
11- 8	0- 1	0- 2	OVERALL	0- 3	3- 1	8- 1				
5- 1	0- 1	0- 0	HOME	0- 0	3- 0	2- 0				
4- 6	0- 0	0- 2	AWAY	0- 3	0- 1	4- 0				
2- 1	0- 0	0- 0	NEUTRAL	0- 0	0- 0	2- 1				
6- 4	0- 0	0- 0	NON-CONFERENCE	0- 2	0- 1	6- 1				
1- 0	0- 0	0- 0	HOME	0- 0	0- 0	1- 0				
3- 3	0- 0	0- 0	AWAY	0- 2	0- 1	3- 0				
2- 1	0- 0	0- 0	NEUTRAL	0- 0	0- 0	2- 1				
5- 4	0- 1	0- 2	CONFERENCE	0- 1	3- 0	2- 0				
4- 1	0- 1	0- 0	HOME	0- 0	3- 0	1- 0				
1- 3	0- 0	0- 2	AWAY	0- 1	0- 0	1- 0				
0- 0	0- 0	0- 0	NEUTRAL	0- 0	0- 0	0- 0				

RPI 1-25				RPI 26-50				RPI 51-100				RPI 101+ Team's RPI: 152			
RPI	S	Opponent	Score	RPI	S	Opponent	Score	RPI	S	Opponent	Score	RPI	S	Opponent	Score
13	H	Gonzaga	54 79	26	A	BYU	58 83	70	A	Paci fi c	67 78	117	H	Loyola Marymount	95 86
				47	A	Saint Mary's (CA)	68 79	87	A	Provi dence	47 66	135	A	Colorado	65 80
								100	A	Idaho St.	63 65	147	H	Santa Clara	74 48
												150	H	Portland	82 68
												229	N	Sacramento St.	113 97
												248	H	San Francisco	69 50
												258	A	San Diego	74 55
												261	A	Hawaii	65 64
												286	N	La Salle	55 62
												288	N	Northern Ky.	51 46
												308	H	Weber St.	68 47
												317	A	Cal Poly	70 63
												340	A	Seattle U	78 64

LAST 12 Division I GAMES:															
117	H	Loyola Marymount	95 86	70	A	Paci fi c	67 78								
248	H	San Francisco	69 50	47	A	Saint Mary's (CA)	68 79								
147	H	Santa Clara	74 48	150	H	Portland	82 68								
258	A	San Diego	74 55	288	N	Northern Ky.	51 46								
26	A	BYU	58 83	286	N	La Salle	55 62								
13	H	Gonzaga	54 79	87	A	Provi dence	47 66								

Non-Div I Games:

Pepperdine

Average RPI Win:	163	WON-LOST	WINNING	LAST 10	STRENGTH OF	OPP. STRENGTH	TEAM	ADJ.	CONF.	ADJ CONF.
Average RPI Loss:	59	RECORD	PCT. RANK	GAMES	SCHEDULE	OF SCHEDULE	RPI	RPI	RPI	RPI
DIV. I ONLY	9- 12	217	3-7	15	37	105	105	1	1	
DIV. I NON-CONF.	9- 5	105	0- 0	74	135	87	87	1	1	

TOTALS	RPI 1-25	RPI 26-50	W-L RECORDS	RPI 51-100	RPI 101-150	RPI 150+				
9- 12	0- 5	1- 1	OVERALL	2- 3	2- 2	4- 1				
5- 7	0- 2	0- 1	HOME	1- 2	2- 2	2- 0				
2- 4	0- 3	0- 0	AWAY	1- 1	0- 0	1- 0				
2- 1	0- 0	1- 0	NEUTRAL	0- 0	0- 0	1- 1				
9- 5	0- 1	1- 0	NON-CONFERENCE	2- 2	2- 1	4- 1				
5- 3	0- 1	0- 0	HOME	1- 1	2- 1	2- 0				
2- 1	0- 0	0- 0	AWAY	1- 1	0- 0	1- 0				
2- 1	0- 0	1- 0	NEUTRAL	0- 0	0- 0	1- 1				
0- 7	0- 4	0- 1	CONFERENCE	0- 1	0- 1	0- 0				
0- 4	0- 1	0- 1	HOME	0- 1	0- 1	0- 0				
0- 3	0- 3	0- 0	AWAY	0- 0	0- 0	0- 0				
0- 0	0- 0	0- 0	NEUTRAL	0- 0	0- 0	0- 0				

RPI 1-25				RPI 26-50				RPI 51-100				RPI 101+ Team's RPI: 105			
RPI	S	Opponent	Score	RPI	S	Opponent	Score	RPI	S	Opponent	Score	RPI	S	Opponent	Score
1	A	Notre Dame	44 100	39	H	Clemson	59 65	62	H	West Virginia	43 77	102	H	Virginia	57 74
4	A	Louisville	42 70	49	N	Arkansas	61 54	63	A	Northwestern	52 49	116	H	Youngstown St.	55 64
6	A	NC State	34 63					82	H	Cincinnati	65 48	138	H	UNCW	60 56
9	H	Syracuse	50 82					83	H	Boston College	55 59	142	H	Fordham	65 62
16	H	UCF	58 61					98	A	Georgetown	41 70	156	A	Duquesne	66 58

LAST 12 Division I GAMES:															
39	H	Clemson	59 65	4	A	Louisville	42 70	102	H	Virginia	57 74	238	H	Saint Francis (PA)	78 75
9	H	Syracuse	50 82	138	H	UNCW	60 56	62	H	West Virginia	43 77	142	H	Fordham	65 62
83	H	Boston College	55 59	156	A	Duquesne	66 58								
6	A	NC State	34 63												
1	A	Notre Dame	44 100												

Non-Div I Games:

Pittsburgh

Average RPI Win:	246	WON-LOST	WINNING	LAST 10	STRENGTH OF	OPP. STRENGTH	TEAM	ADJ.	CONF.	ADJ CONF.
Average RPI Loss:	93	RECORD	PCT. RANK	GAMES	SCHEDULE	OF SCHEDULE	RPI	RPI	RPI	RPI
DIV. I ONLY	8- 10	206	3-7	79	204	150	150	7	7	
DIV. I NON-CONF.	6- 3	91	0- 0	121	340	99	99	7	7	

TOTALS	RPI 1-25	RPI 26-50	W-L RECORDS	RPI 51-100	RPI 101-150	RPI 150+				
8- 10	0- 1	0- 2	OVERALL	0- 2	0- 3	8- 2				
4- 4	0- 0	0- 1	HOME	0- 1	0- 1	4- 1				
4- 5	0- 1	0- 1	AWAY	0- 0	0- 2	4- 1				
0- 1	0- 0	0- 0	NEUTRAL	0- 1	0- 0	0- 0				
6- 3	0- 0	0- 0	NON-CONFERENCE	0- 1	0- 1	6- 1				
3- 1	0- 0	0- 0	HOME	0- 0	0- 0	3- 1				
3- 1	0- 0	0- 0	AWAY	0- 0	0- 1	3- 0				
0- 1	0- 0	0- 0	NEUTRAL	0- 1	0- 0	0- 0				
2- 7	0- 1	0- 2	CONFERENCE	0- 1	0- 2	2- 1				
1- 3	0- 0	0- 1	HOME	0- 1	0- 1	1- 0				
1- 4	0- 1	0- 1	AWAY	0- 0	0- 1	1- 1				
0- 0	0- 0	0- 0	NEUTRAL	0- 0	0- 0	0- 0				

RPI 1-25				RPI 26-50				RPI 51-100				RPI 101+ Team's RPI: 150			
RPI	S	Opponent	Score	RPI	S	Opponent	Score	RPI	S	Opponent	Score	RPI	S	Opponent	Score
13	A	Gonzaga	71 97	26	A	BYU	71 79	65	N	Arizona	70 92	117	A	Loyola Marymount	58 76
				47	H	Saint Mary's (CA)	91 98	70	H	Paci fi c	66 76	139	A	Portland St.	79 92
												147	H	Santa Clara	66 72
												151	H	UC Irvine	69 84
												152	A	Pepperdi ne	68 82
												178	H	Utah St.	61 54
												219	H	Cal St. Fullerton	83 74
												234	H	Air Force	79 60
												248	H	San Franci sco	78 73
												258	A	San Diego	69 60
												259	A	Utah Valley	65 60
												261	A	Hawaii	72 65
												308	A	Weber St.	89 73

LAST 12 Division I GAMES:															
26	A	BYU	71 79	248	H	San Franci sco	78 73								
258	A	San Diego	69 60	147	H	Santa Clara	66 72								
13	A	Gonzaga	71 97	152	A	Pepperdi ne	68 82								
47	H	Saint Mary's (CA)	91 98	234	H	Air Force	79 60								
70	H	Paci fi c	66 76	151	H	UC Irvine	69 84								
117	A	Loyola Marymount	58 76	139	A	Portland St.	79 92								

Non-Div I Games: Warner Paci fi c 98 63 Willamette 82 27

Portland

Average RPI Win:	229	WON-LOST	WINNING	LAST 10	STRENGTH OF	OPP. STRENGTH	TEAM	ADJ.	CONF.	ADJ CONF.
Average RPI Loss:	124	RECORD	PCT. RANK	GAMES	SCHEDULE	OF SCHEDULE	RPI	RPI	RPI	RPI
DIV. I ONLY	13- 3	27	7-3	330	163	139	139	15	15	
DIV. I NON-CONF.	7- 1	31	0- 0	334	245	165	165	11	11	
TOTALS	RPI 1-25	RPI 26-50	W-L RECORDS	RPI 51-100	RPI 101-150	RPI 150+				
13- 3	0- 0	0- 0	OVERALL	1- 0	3- 2	9- 1				
9- 1	0- 0	0- 0	HOME	1- 0	3- 0	5- 1				
4- 2	0- 0	0- 0	AWAY	0- 0	0- 2	4- 0				
0- 0	0- 0	0- 0	NEUTRAL	0- 0	0- 0	0- 0				
7- 1	0- 0	0- 0	NON-CONFERENCE	1- 0	1- 0	5- 1				
5- 1	0- 0	0- 0	HOME	1- 0	1- 0	3- 1				
2- 0	0- 0	0- 0	AWAY	0- 0	0- 0	2- 0				
0- 0	0- 0	0- 0	NEUTRAL	0- 0	0- 0	0- 0				
6- 2	0- 0	0- 0	CONFERENCE	0- 0	2- 2	4- 0				
4- 0	0- 0	0- 0	HOME	0- 0	2- 0	2- 0				
2- 2	0- 0	0- 0	AWAY	0- 0	0- 2	2- 0				
0- 0	0- 0	0- 0	NEUTRAL	0- 0	0- 0	0- 0				

RPI	S	Opponent	Score	RPI	S	Opponent	Score	RPI	S	Opponent	Score	RPI	S	Opponent	Score	Team's RPI: 139
72	H	UC Davis	65 50					107	A	Idaho	78 80					
								113	A	Northern Colo.	63 79					
								141	H	Montana	78 60					
								143	H	Montana St.	55 53					
								150	H	Portland	92 79					
								151	H	UC Irvine	68 73					
								188	A	Eastern Wash.	76 64					
								224	H	UNLV	58 49					
								244	H	Northern Ariz.	72 55					
								246	H	Southern Utah	63 49					
								269	A	UTEP	89 61					
								308	A	Weber St.	77 59					
								319	H	San Jose St.	80 51					
								339	A	Grand Canyon	60 55					
								340	H	Seattle U	68 43					
LAST 12 Division I GAMES:																
244	H	Northern Ariz.	72 55	107	A	Idaho	78 80									
246	H	Southern Utah	63 49	188	A	Eastern Wash.	76 64									
308	A	Weber St.	77 59	151	H	UC Irvine	68 73									
141	H	Montana	78 60	224	H	UNLV	58 49									
143	H	Montana St.	55 53	339	A	Grand Canyon	60 55									
113	A	Northern Colo.	63 79	269	A	UTEP	89 61									

Non-Div I Games: Warner Pacific 102 49

Portland St.

Average RPI Win:	297	WON-LOST	WINNING	LAST 10	STRENGTH OF	OPP. STRENGTH	TEAM	ADJ.	CONF.	ADJ CONF.
Average RPI Loss:	112	RECORD	PCT. RANK	GAMES	SCHEDULE	OF SCHEDULE	RPI	RPI	RPI	RPI
DIV. I ONLY	6- 9	228	5-5	236	210	204	204	29	29	
DIV. I NON-CONF.	1- 7	319	0- 0	20	54	190	190	27	27	

TOTALS	RPI 1-25	RPI 26-50	W-L RECORDS	RPI 51-100	RPI 101-150	RPI 150+				
6- 9	0- 2	0- 1	OVERALL	0- 2	0- 1	6- 3				
1- 3	0- 0	0- 0	HOME	0- 1	0- 0	1- 2				
4- 6	0- 2	0- 1	AWAY	0- 1	0- 1	4- 1				
1- 0	0- 0	0- 0	NEUTRAL	0- 0	0- 0	1- 0				
1- 7	0- 2	0- 1	NON-CONFERENCE	0- 2	0- 1	1- 1				
0- 1	0- 0	0- 0	HOME	0- 1	0- 0	0- 0				
0- 6	0- 2	0- 1	AWAY	0- 1	0- 1	0- 1				
1- 0	0- 0	0- 0	NEUTRAL	0- 0	0- 0	1- 0				
5- 2	0- 0	0- 0	CONFERENCE	0- 0	0- 0	5- 2				
1- 2	0- 0	0- 0	HOME	0- 0	0- 0	1- 2				
4- 0	0- 0	0- 0	AWAY	0- 0	0- 0	4- 0				
0- 0	0- 0	0- 0	NEUTRAL	0- 0	0- 0	0- 0				

RPI 1-25				RPI 26-50				RPI 51-100				RPI 101+ Team's RPI: 204			
RPI	S	Opponent	Score	RPI	S	Opponent	Score	RPI	S	Opponent	Score	RPI	S	Opponent	Score
12	A	Iowa St.	46 94	49	A	Arkansas	44 71	54	H	Rice	58 68	135	A	Colorado	38 79
19	A	Texas A&M	57 70					81	A	Oklahoma St.	50 70	176	H	Grambling	63 64
												182	A	Southern U.	55 54
												225	H	Texas Southern	44 52
												257	A	UTRGV	50 57
												279	N	A&M-Corpus Christi	67 59
												310	H	Jackson St.	76 57
												316	A	Mississippi Val.	75 65
												344	A	Ark.-Pine Bluff	80 41
												350	A	Alcorn	82 61

LAST 12 Division I GAMES:															
176	H	Grambling	63 64	344	A	Ark.-Pine Bluff	80 41	12	A	Iowa St.	46 94				
310	H	Jackson St.	76 57	316	A	Mississippi Val.	75 65	49	A	Arkansas	44 71				
225	H	Texas Southern	44 52					135	A	Colorado	38 79				
350	A	Alcorn	82 61					54	H	Rice	58 68				
182	A	Southern U.	55 54												
19	A	Texas A&M	57 70												

Non-Div I Games: Jarvis Christian 117 32 Arlington Baptist 105 31

Prairie View

Average RPI Win:	315	WON-LOST	WINNING	LAST 10	STRENGTH OF	OPP. STRENGTH	TEAM	ADJ.	CONF.	ADJ CONF.
Average RPI Loss:	193	RECORD	PCT. RANK	GAMES	SCHEDULE	OF SCHEDULE	RPI	RPI	RPI	RPI

DIV. I ONLY	4- 15	311	2-8	298	311	328	328	28	28
DIV. I NON-CONF.	2- 9	297	0- 0	295	256	324	324	29	29

TOTALS	RPI 1-25	RPI 26-50	W-L RECORDS	RPI 51-100	RPI 101-150	RPI 150+			
4- 15	0- 0	0- 0	OVERALL	0- 1	0- 5	4- 9			
3- 4	0- 0	0- 0	HOME	0- 0	0- 0	3- 4			
1- 11	0- 0	0- 0	AWAY	0- 1	0- 5	1- 5			
0- 0	0- 0	0- 0	NEUTRAL	0- 0	0- 0	0- 0			
2- 9	0- 0	0- 0	NON-CONFERENCE	0- 1	0- 3	2- 5			
1- 2	0- 0	0- 0	HOME	0- 0	0- 0	1- 2			
1- 7	0- 0	0- 0	AWAY	0- 1	0- 3	1- 3			
0- 0	0- 0	0- 0	NEUTRAL	0- 0	0- 0	0- 0			
2- 6	0- 0	0- 0	CONFERENCE	0- 0	0- 2	2- 4			
2- 2	0- 0	0- 0	HOME	0- 0	0- 0	2- 2			
0- 4	0- 0	0- 0	AWAY	0- 0	0- 2	0- 2			
0- 0	0- 0	0- 0	NEUTRAL	0- 0	0- 0	0- 0			

RPI 1-25				RPI 26-50				RPI 51-100				RPI 101+ Team's RPI: 328					
RPI	S	Opponent	Score	RPI	S	Opponent	Score	RPI	S	Opponent	Score	RPI	S	Opponent	Score		
								53	A	Tennessee	49	97	124	A	Radford	49	59
												127	A	Davi dson	56	83	
												130	A	Georgi a	59	83	
												134	A	Hi gh Poi nt	40	79	
												138	A	UNCW	48	63	
												168	A	Vanderbi l t	43	78	
												190	H	UNC Asheville l l e	43	52	
												237	A	Furman	68	76	
												245	A	Samford	54	75	
												247	H	Gardner-Webb	58	66	
												255	A	Campbel l	46	51	
												271	H	Ga. Southern	68	69	
												273	A	Winthrop	52	55	
												278	H	Wofford	61	50	
												293	A	Col. of Charleston	71	65	
												298	H	South Carolina St.	48	57	
												341	H	USC Upstate	70	54	
												348	H	Longwood	81	66	
LAST 12 Division I GAMES:																	
124	A	Radford	49	59	190	H	UNC Asheville l l e	43	52								
247	H	Gardner-Webb	58	66	273	A	Winthrop	52	55								
341	H	USC Upstate	70	54	237	A	Furman	68	76								
134	A	Hi gh Poi nt	40	79	130	A	Georgi a	59	83								
348	H	Longwood	81	66	293	A	Col. of Charl eston	71	65								
255	A	Campbel l	46	51	127	A	Davi dson	56	83								

Non-Div I Games:

Presbyterian

Average RPI Win:	191	WON-LOST	WINNING	LAST 10	STRENGTH OF	OPP. STRENGTH	TEAM	ADJ.	CONF.	ADJ CONF.
Average RPI Loss:	74	RECORD	PCT. RANK	GAMES	SCHEDULE	OF SCHEDULE	RPI	RPI	RPI	RPI
DIV. I ONLY	8- 8	165	7-3	46	106	86	86	11	11	
DIV. I NON-CONF.	8- 7	160	0- 0	62	87	72	72	10	10	
<hr/>										
TOTALS	RPI 1-25	RPI 26-50	W-L RECORDS	RPI 51-100	RPI 101-150	RPI 150+				
8- 8	0- 1	0- 2	OVERALL	1- 4	2- 0	5- 1				
3- 2	0- 0	0- 0	HOME	1- 2	1- 0	1- 0				
5- 3	0- 0	0- 1	AWAY	0- 1	1- 0	4- 1				
0- 3	0- 1	0- 1	NEUTRAL	0- 1	0- 0	0- 0				
8- 7	0- 1	0- 2	NON-CONFERENCE	1- 3	2- 0	5- 1				
3- 1	0- 0	0- 0	HOME	1- 1	1- 0	1- 0				
5- 3	0- 0	0- 1	AWAY	0- 1	1- 0	4- 1				
0- 3	0- 1	0- 1	NEUTRAL	0- 1	0- 0	0- 0				
0- 1	0- 0	0- 0	CONFERENCE	0- 1	0- 0	0- 0				
0- 1	0- 0	0- 0	HOME	0- 1	0- 0	0- 0				
0- 0	0- 0	0- 0	AWAY	0- 0	0- 0	0- 0				
0- 0	0- 0	0- 0	NEUTRAL	0- 0	0- 0	0- 0				

RPI 1-25				RPI 26-50				RPI 51-100 Team's RPI: 86				RPI 101+			
RPI	S	Opponent	Score	RPI	S	Opponent	Score	RPI	S	Opponent	Score	RPI	S	Opponent	Score
9	N	Syracuse	61 92	37	N	DePaul	67 82	52	N	Kansas St.	61 80	110	A	Hartford	75 38
				43	A	Villanova	46 67	66	H	Quinnipiac	54 42	127	H	Davidson	65 57
								89	H	Seton Hall	66 70	165	H	Marist	60 57
								92	H	Penn	60 66	172	A	George Washington	49 64
								99	A	Penn St.	71 79	203	A	Rider	89 65
												250	A	Monmouth	79 47
												276	A	St. Francis Brooklyn	83 64
												327	A	New Hampshire	90 42
<hr/>															
LAST 12 Division I GAMES:															
				110	A	Hartford	75 38	92	H	Penn	60 66				
				276	A	St. Francis Brooklyn	83 64	327	A	New Hampshire	90 42				
				165	H	Marist	60 57	43	A	Villanova	46 67				
				250	A	Monmouth	79 47	52	N	Kansas St.	61 80				
				66	H	Quinnipiac	54 42	9	N	Syracuse	61 92				
				127	H	Davidson	65 57	37	N	DePaul	67 82				

Non-Div I Games:

Princeton

Average RPI Win:	169	WON-LOST	WINNING	LAST 10	STRENGTH OF	OPP. STRENGTH	TEAM	ADJ.	CONF.	ADJ CONF.
Average RPI Loss:	83	RECORD	PCT. RANK	GAMES	SCHEDULE	OF SCHEDULE	RPI	RPI	RPI	RPI
DIV. I ONLY	13- 8	111	6-4	98	81	87	87	6	6	
DIV. I NON-CONF.	8- 4	91	1- 0	219	178	145	145	4	4	

TOTALS	RPI 1-25	RPI 26-50	W-L RECORDS	RPI 51-100	RPI 101-150	RPI 150+				
13- 8	0- 1	2- 1	OVERALL	2- 5	2- 0	7- 1				
8- 3	0- 0	2- 0	HOME	0- 3	1- 0	5- 0				
4- 5	0- 1	0- 1	AWAY	2- 2	1- 0	1- 1				
1- 0	0- 0	0- 0	NEUTRAL	0- 0	0- 0	1- 0				
8- 4	0- 0	0- 0	NON-CONFERENCE	1- 3	1- 0	6- 1				
5- 2	0- 0	0- 0	HOME	0- 2	1- 0	4- 0				
2- 2	0- 0	0- 0	AWAY	1- 1	0- 0	1- 1				
1- 0	0- 0	0- 0	NEUTRAL	0- 0	0- 0	1- 0				
5- 4	0- 1	2- 1	CONFERENCE	1- 2	1- 0	1- 0				
3- 1	0- 0	2- 0	HOME	0- 1	0- 0	1- 0				
2- 3	0- 1	0- 1	AWAY	1- 1	1- 0	0- 0				
0- 0	0- 0	0- 0	NEUTRAL	0- 0	0- 0	0- 0				

RPI 1-25				RPI 26-50				RPI 51-100				Team's RPI : 87				RPI 101+			
RPI	S	Opponent	Score	RPI	S	Opponent	Score	RPI	S	Opponent	Score	RPI	S	Opponent	Score	RPI	S	Opponent	Score
11	A	Marquette	46 85	37	A	DePaul	62 88	66	H	Qui nni pi ac	44 48	104	H	Yale	59 42				
				42	H	Butler	74 68	67	H	Northeastern	59 65	123	A	St. John's (NY)	67 66				
				43	H	Vi llanova	67 61	83	A	Boston Col lege	61 57	152	H	Pepperdine	66 47				
								85	A	Creighton	77 63	183	H	Xavier	71 58				
								89	A	Seton Hall	73 79	195	A	Rhode Isl and	65 72				
								98	H	Georgetown	52 68	227	H	Sacred Heart	62 52				
								99	A	Penn St.	72 74	286	H	La Salle	77 47				
												288	H	Northern Ky.	48 43				
												289	N	Bryant	72 64				
												294	A	UMass Lowell	71 47				
LAST 12 Division I GAMES:																			
183	H	Xavier	71 58	289	N	Bryant	72 64	85	A	Creighton	77 63								
42	H	Butler	74 68	37	A	DePaul	62 88	11	A	Marquette	46 85								
89	A	Seton Hall	73 79	286	H	La Salle	77 47												
123	A	St. John's (NY)	67 66	288	H	Northern Ky.	48 43												
43	H	Villanova	67 61																
98	H	Georgetown	52 68																

Non-Div I Games:

Providence

Average RPI Win: 138

Average RPI Loss: 57

WON-LOST
RECORDWINNING
PCT. RANKLAST 10
GAMESSTRENGTH OF
SCHEDULEOPP. STRENGTH
OF SCHEDULETEAM
RPIADJ.
RPICONF.
RPIADJ CONF.
RPIDIV. I ONLY
DIV. I NON-CONF.15- 7
9- 480
857-3
0- 021
6351
9429
6329
634
54
5

TOTALS

RPI 1-25

RPI 26-50

W-L RECORDS

RPI 51-100

RPI 101-150

RPI 150+

15- 7

2- 4

1- 0

OVERALL

4- 1

2- 1

6- 1

11- 1

2- 1

1- 0

HOME

3- 0

1- 0

4- 0

3- 4

0- 2

0- 0

AWAY

1- 1

1- 0

1- 1

1- 2

0- 1

0- 0

NEUTRAL

0- 0

0- 1

1- 0

9- 4

1- 2

0- 0

NON-CONFERENCE

1- 1

1- 1

6- 0

7- 1

1- 1

0- 0

HOME

1- 0

1- 0

4- 0

1- 1

0- 0

0- 0

AWAY

0- 1

0- 0

1- 0

1- 2

0- 1

0- 0

NEUTRAL

0- 0

0- 1

1- 0

6- 3

1- 2

1- 0

CONFERENCE

3- 0

1- 0

0- 1

4- 0

1- 0

1- 0

HOME

2- 0

0- 0

0- 0

2- 3

0- 2

0- 0

AWAY

1- 0

1- 0

0- 1

0- 0

0- 0

0- 0

NEUTRAL

0- 0

0- 0

0- 0

RPI 1-25

RPI 26-50

Team's RPI: 29

RPI 51-100

RPI 101+

RPI	S	Opponent	Score
7	N	UConn	40 86
8	A	Iowa	58 72
8	H	Iowa	62 57
14	A	Rutgers	63 65
20	H	South Carolina	73 82
24	H	Miami (FL)	74 63

RPI	S	Opponent	Score
35	H	Indiana	56 53

RPI	S	Opponent	Score
55	A	Ohio	73 80
61	H	Harvard	66 65
63	A	Northwestern	57 54
74	H	Michigan	71 70
94	H	Ohio St.	60 42

RPI	S	Opponent	Score
123	N	St. John's (NY)	62 68
148	A	Minnesota	64 53
149	H	Bradley	74 61
167	A	Ball St.	80 38
173	A	Wisconsin	69 76
197	N	Ole Miss	70 59
222	H	Loyola Chicago	65 41
235	H	Western Ill.	81 60
260	H	Albany (NY)	53 41
335	H	Purdue Fort Wayne	78 44

LAST 12 Division I GAMES:

35	H	Indiana	56 53	8	A	Iowa	58 72
14	A	Rutgers	63 65	148	A	Minnesota	64 53
63	A	Northwestern	57 54	94	H	Ohio St.	60 42
8	H	Iowa	62 57	149	H	Bradley	74 61
74	H	Michigan	71 70	260	H	Albany (NY)	53 41
173	A	Wisconsin	69 76	20	H	South Carolina	73 82

Non-Div I Games:

Purdue

■ Loss,
 ■ Non-Conf,
 S Site,
 ■ Home
 ■ Away
 N Neutral

Average RPI Win:	271	WON-LOST	WINNING	LAST 10	STRENGTH OF	OPP. STRENGTH	TEAM	ADJ.	CONF.	ADJ CONF.
Average RPI Loss:	191	RECORD	PCT. RANK	GAMES	SCHEDULE	OF SCHEDULE	RPI	RPI	RPI	RPI

DIV. I ONLY	3- 15	323	2-8	297	247	335	335	18	18
DIV. I NON-CONF.	1- 8	322	0- 0	318	319	344	344	17	17

TOTALS	RPI 1-25	RPI 26-50	W-L RECORDS	RPI 51-100	RPI 101-150	RPI 150+			
3- 15	0- 0	0- 3	OVERALL	0- 0	0- 0	3- 12			
2- 5	0- 0	0- 1	HOME	0- 0	0- 0	2- 4			
1- 10	0- 0	0- 2	AWAY	0- 0	0- 0	1- 8			
0- 0	0- 0	0- 0	NEUTRAL	0- 0	0- 0	0- 0			
1- 8	0- 0	0- 1	NON-CONFERENCE	0- 0	0- 0	1- 7			
0- 3	0- 0	0- 0	HOME	0- 0	0- 0	0- 3			
1- 5	0- 0	0- 1	AWAY	0- 0	0- 0	1- 4			
0- 0	0- 0	0- 0	NEUTRAL	0- 0	0- 0	0- 0			
2- 7	0- 0	0- 2	CONFERENCE	0- 0	0- 0	2- 5			
2- 2	0- 0	0- 1	HOME	0- 0	0- 0	2- 1			
0- 5	0- 0	0- 1	AWAY	0- 0	0- 0	0- 4			
0- 0	0- 0	0- 0	NEUTRAL	0- 0	0- 0	0- 0			

RPI 1-25	RPI 26-50	RPI 51-100	RPI 101+	Team's RPI: 335
RPI S Opponent Score	RPI S Opponent Score	RPI S Opponent Score	RPI S Opponent Score	
	29 A Purdue 44 78		163 H Denver 70 55	
	32 A South Dakota 51 69		175 A Oral Roberts 56 66	
	33 H South Dakota St. 52 85		175 H Oral Roberts 61 72	
			185 H Eastern Mi ch. 72 87	
			194 A Mi l waukee 48 70	
			211 H SIUE 49 57	
			217 A North Dakota 60 79	
			222 A Loyol a Chi cago 67 81	
			235 A Western III. 59 73	
			268 A Eastern III. 63 72	
			280 A Western Mi ch. 61 69	
			302 H Val parai so 64 68	
			305 A North Dakota St. 54 70	
			311 H Omaha 56 48	
			338 A Evansvi l l e 72 66	
LAST 12 Division I GAMES:				
311 H Omaha 56 48	175 A Oral Roberts 56 66			
235 A Western III. 59 73	163 H Denver 70 55			
32 A South Dakota 51 69	305 A North Dakota St. 54 70			
175 H Oral Roberts 61 72	302 H Val parai so 64 68			
33 H South Dakota St. 52 85	185 H Eastern Mi ch. 72 87			
217 A North Dakota 60 79	194 A Mi l waukee 48 70			

Non-Div I Games: Taylor (IN) 84 74 Goshen 86 45 Ind. -Kokomo 87 50

Average RPI	Win:	216	WON-LOST	WINNING	LAST 10	STRENGTH OF	OPP. STRENGTH	TEAM	ADJ.	CONF.	ADJ CONF.
Average RPI	Loss:	40	RECORD	PCT. RANK	GAMES	SCHEDULE	OF SCHEDULE	RPI	RPI	RPI	RPI
DIV. I ONLY		13- 6		74	9-1	102	125	66	66	27	27
DIV. I NON-CONF.		5- 6		177	1- 0	19	13	53	53	28	28

TOTALS	RPI 1-25		RPI 26-50		W-L RECORDS	RPI 51-100		RPI 101-150		RPI 150+	
13- 6	0- 2		0- 3		OVERALL	2- 1		1- 0		10- 0	
5- 2	0- 2		0- 0		HOME	0- 0		0- 0		5- 0	
7- 2	0- 0		0- 1		AWAY	2- 1		1- 0		4- 0	
1- 2	0- 0		0- 2		NEUTRAL	0- 0		0- 0		1- 0	
5- 6	0- 2		0- 3		NON-CONFERENCE	2- 1		1- 0		2- 0	
1- 2	0- 2		0- 0		HOME	0- 0		0- 0		1- 0	
3- 2	0- 0		0- 1		AWAY	2- 1		1- 0		0- 0	
1- 2	0- 0		0- 2		NEUTRAL	0- 0		0- 0		1- 0	
8- 0	0- 0		0- 0		CONFERENCE	0- 0		0- 0		8- 0	
4- 0	0- 0		0- 0		HOME	0- 0		0- 0		4- 0	
4- 0	0- 0		0- 0		AWAY	0- 0		0- 0		4- 0	
0- 0	0- 0		0- 0		NEUTRAL	0- 0		0- 0		0- 0	

RPI	S	Opponent	Score	RPI	S	Opponent	Score	RPI	S	Opponent	Score	RPI	S	Opponent	Score
16	H	UCF	45 47	31	N	Texas	55 56	61	A	Harvard	72 67	109	A	Drexel	56 52
25	H	Central Mich.	52 67	36	N	Missouri	51 65	86	A	Princeton	42 54	165	A	Marist	76 69
				48	A	Bucknell	58 75	87	A	Providence	48 44	167	N	Ball St.	69 66
												231	A	Niagara	96 55
												250	H	Monmouth	67 38
												265	H	Siena	68 31
												272	H	Richmond	65 48
												277	A	Canisius	55 42
												295	H	Fairfield	81 36
												309	H	Saint Peter's	90 45
												326	A	Iona	76 39

Team's RPI: 66															
LAST 12 Division I GAMES:															
326	A	Iona	76 39	167	N	Ball St.	69 66	36	N	Missouri	51 65	309	H	Saint Peter's	90 45
265	H	Siena	68 31	277	A	Canisius	55 42	295	H	Fairfield	81 36	16	H	UCF	45 47
231	A	Niagara	96 55	250	H	Monmouth	67 38	272	H	Richmond	65 48				
250	H	Monmouth	67 38	165	A	Marist	76 69								

Non-Div I Games:

Qui nni pi ac

Average RPI Win: 237

Average RPI Loss: 122

WON-LOST
RECORDWINNING
PCT. RANKLAST 10
GAMESSTRENGTH OF
SCHEDULEOPP. STRENGTH
OF SCHEDULETEAM
RPIADJ.
RPICONF.
RPIADJ CONF.
RPIDIV. I ONLY
DIV. I NON-CONF.12- 6
5- 582
1628-2
0- 0201
116234
98124
117124
11728
2928
29

TOTALS

RPI 1-25

RPI 26-50

W-L RECORDS

RPI 51-100

RPI 101-150

RPI 150+

12- 6

0- 1

0- 0

OVERALL

0- 2

3- 1

9- 2

6- 1

0- 0

0- 0

HOME

0- 0

1- 1

5- 0

5- 4

0- 1

0- 0

AWAY

0- 1

2- 0

3- 2

1- 1

0- 0

0- 0

NEUTRAL

0- 1

0- 0

1- 0

5- 5

0- 1

0- 0

NON-CONFERENCE

0- 2

2- 1

3- 1

2- 1

0- 0

0- 0

HOME

0- 0

0- 1

2- 0

2- 3

0- 1

0- 0

AWAY

0- 1

2- 0

0- 1

1- 1

0- 0

0- 0

NEUTRAL

0- 1

0- 0

1- 0

7- 1

0- 0

0- 0

CONFERENCE

0- 0

1- 0

6- 1

4- 0

0- 0

0- 0

HOME

0- 0

1- 0

3- 0

3- 1

0- 0

0- 0

AWAY

0- 0

0- 0

3- 1

0- 0

0- 0

0- 0

NEUTRAL

0- 0

0- 0

0- 0

RPI 1-25

RPI 26-50

RPI 51-100

RPI 101+

Team's RPI: 124

RPI	S	Opponent	Score
6	A	NC State	58 75

RPI	S	Opponent	Score
78	A	Virginia Tech	44 55
97	N	Nebraska	39 77

RPI	S	Opponent	Score
102	A	Virginia	57 44
126	A	VCU	54 49
131	H	Morehead St.	72 79
134	H	High Point	80 58
190	H	UNC Asheville	60 46
193	A	Hampton	54 68
201	N	Temple	56 50
226	A	Mt. St. Mary's	77 89
252	H	ETSU	79 64
255	A	Campbell	56 52
273	H	Winthrop	70 49
298	H	South Carolina St.	61 31
328	H	Presbyterian	59 49
336	A	Charleston So.	67 41
348	A	Longwood	68 34

RPI	S	Opponent	Score
102	A	Virginia	57 44
126	A	VCU	54 49
131	H	Morehead St.	72 79
134	H	High Point	80 58
190	H	UNC Asheville	60 46
193	A	Hampton	54 68
201	N	Temple	56 50
226	A	Mt. St. Mary's	77 89
252	H	ETSU	79 64
255	A	Campbell	56 52
273	H	Winthrop	70 49
298	H	South Carolina St.	61 31
328	H	Presbyterian	59 49
336	A	Charleston So.	67 41
348	A	Longwood	68 34

LAST 12 Division I GAMES:

348	A	Longwood	68	34	255	A	Campbell	56	52
336	A	Charleston So.	67	41	328	H	Presbyterian	59	49
273	H	Winthrop	70	49	226	A	Mt. St. Mary's	77	89
193	A	Hampton	54	68	126	A	VCU	54	49
134	H	High Point	80	58	131	H	Morehead St.	72	79
190	H	UNC Asheville	60	46	102	A	Virginia	57	44

Non-Div I Games:

Shepherd

60 46

Radford

Average RPI Win:	212	WON-LOST	WINNING	LAST 10	STRENGTH OF	OPP. STRENGTH	TEAM	ADJ.	CONF.	ADJ CONF.
Average RPI Loss:	126	RECORD	PCT. RANK	GAMES	SCHEDULE	OF SCHEDULE	RPI	RPI	RPI	RPI
DIV. I ONLY	7- 13	255	2-8	112	170	195	195	17	17	
DIV. I NON-CONF.	5- 7	206	1- 0	58	174	151	151	16	16	

TOTALS	RPI 1-25	RPI 26-50	W-L RECORDS	RPI 51-100	RPI 101-150	RPI 150+				
7- 13	0- 1	0- 1	OVERALL	1- 2	0- 5	6- 4				
3- 7	0- 0	0- 0	HOME	1- 2	0- 3	2- 2				
4- 6	0- 1	0- 1	AWAY	0- 0	0- 2	4- 2				
0- 0	0- 0	0- 0	NEUTRAL	0- 0	0- 0	0- 0				
5- 7	0- 1	0- 1	NON-CONFERENCE	1- 2	0- 2	4- 1				
3- 3	0- 0	0- 0	HOME	1- 2	0- 1	2- 0				
2- 4	0- 1	0- 1	AWAY	0- 0	0- 1	2- 1				
0- 0	0- 0	0- 0	NEUTRAL	0- 0	0- 0	0- 0				
2- 6	0- 0	0- 0	CONFERENCE	0- 0	0- 3	2- 3				
0- 4	0- 0	0- 0	HOME	0- 0	0- 2	0- 2				
2- 2	0- 0	0- 0	AWAY	0- 0	0- 1	2- 1				
0- 0	0- 0	0- 0	NEUTRAL	0- 0	0- 0	0- 0				

RPI 1-25				RPI 26-50				RPI 51-100				RPI 101+ Team's RPI: 195			
RPI	S	Opponent	Score	RPI	S	Opponent	Score	RPI	S	Opponent	Score	RPI	S	Opponent	Score
23	A	Kentucky	52 75	39	A	Clemson	67 80	61	H	Harvard	47 80	110	H	Hartford	51 65
								83	H	Boston College	64 88	126	A	VCU	39 74
								87	H	Providence	72 65	127	H	Davidson	67 77
												142	H	Fordham	38 56
												148	A	Minnesota	71 91
												172	H	George Washington	59 64
												189	A	George Mason	69 75
												200	A	Saint Louis	68 56
												208	H	Brown	72 67
												209	H	St. Bonaventure	68 84
												213	A	Holy Cross	65 73
												217	H	North Dakota	77 63
												223	A	Robert Morris	46 41
												272	A	Richmond	66 60
												274	A	Vermont	61 58
LAST 12 Division I GAMES:															
189	A	George Mason	69 75	208	H	Brown	72 67	209	H	St. Bonaventure	68 84				
142	H	Fordham	38 56	272	A	Richmond	66 60	61	H	Harvard	47 80				
126	A	VCU	39 74	148	A	Minnesota	71 91	110	H	Hartford	51 65				
200	A	Saint Louis	68 56												
127	H	Davidson	67 77												
172	H	George Washington	59 64												

Non-Div I Games:

Rhode Island

Average RPI Win:	205	WON-LOST	WINNING	LAST 10	STRENGTH OF	OPP. STRENGTH	TEAM	ADJ.	CONF.	ADJ CONF.
Average RPI Loss:	31	RECORD	PCT. RANK	GAMES	SCHEDULE	OF SCHEDULE	RPI	RPI	RPI	RPI
DIV. I ONLY	16- 3	22	9-1	215	103	54	54	16	16	
DIV. I NON-CONF.	9- 3	61	0- 0	275	67	95	95	18	18	

TOTALS	RPI 1-25	RPI 26-50	W-L RECORDS	RPI 51-100	RPI 101-150	RPI 150+				
16- 3	0- 1	0- 2	OVERALL	2- 0	2- 0	12- 0				
8- 0	0- 0	0- 0	HOME	0- 0	0- 0	8- 0				
7- 2	0- 1	0- 1	AWAY	2- 0	2- 0	3- 0				
1- 1	0- 0	0- 1	NEUTRAL	0- 0	0- 0	1- 0				
9- 3	0- 1	0- 2	NON-CONFERENCE	1- 0	0- 0	8- 0				
5- 0	0- 0	0- 0	HOME	0- 0	0- 0	5- 0				
3- 2	0- 1	0- 1	AWAY	1- 0	0- 0	2- 0				
1- 1	0- 0	0- 1	NEUTRAL	0- 0	0- 0	1- 0				
7- 0	0- 0	0- 0	CONFERENCE	1- 0	2- 0	4- 0				
3- 0	0- 0	0- 0	HOME	0- 0	0- 0	3- 0				
4- 0	0- 0	0- 0	AWAY	1- 0	2- 0	1- 0				
0- 0	0- 0	0- 0	NEUTRAL	0- 0	0- 0	0- 0				

RPI 1-25				RPI 26-50				RPI 51-100				RPI 101+			
RPI	S	Opponent	Score	RPI	S	Opponent	Score	RPI	S	Opponent	Score	RPI	S	Opponent	Score
19	A	Texas A&M	54 65	34	N	North Carolina	50 71	73	A	Middle Tenn.	60 47	144	A	Louisiana Tech	61 51
				41	A	UCLA	50 59	80	A	Little Rock	79 65	145	A	UAB	55 43
												158	H	Georgia St.	66 49
												177	A	Southern Miss.	58 47
												184	H	North Texas	64 52
												198	H	SMU	66 52
												204	A	Prairie View	68 58
												206	N	Coastal Caro.	56 52
												225	H	Texas Southern	76 71
												263	H	UTSA	85 54
												269	H	UTEP	76 42
												312	H	New Orleans	67 56
												321	A	Incarnate Word	74 63
												322	H	McNeese	93 65
LAST 12 Division I GAMES:															
184	H	North Texas	64 52	145	A	UAB	55 43	73	A	Middle Tenn.	60 47	206	N	Coastal Caro.	56 52
269	H	UTEP	76 42	34	N	North Carolina	50 71	198	H	SMU	66 52	204	A	Prairie View	68 58
263	H	UTSA	85 54												
144	A	Louisiana Tech	61 51												
177	A	Southern Miss.	58 47												
321	A	Incarnate Word	74 63												

Non-Div I Games:

Rice

R
i
c
h
m
o
n
d

Ri chmond					Through Games Of Jan. 30, 2019										
Average RPI	Win:	261	WON-LOST	WINNING	LAST 10	STRENGTH OF	OPP. STRENGTH	TEAM	ADJ.	CONF.	ADJ CONF.				
Average RPI	Loss:	132	RECORD	PCT. RANK	GAMES	SCHEDULE	OF SCHEDULE	RPI	RPI	RPI	RPI				
DIV. I ONLY	5- 15	293	3-7	159	148	272	272	17	17						
DIV. I NON-CONF.	3- 10	278	0- 0	123	126	270	270	16	16						

TOTALS	RPI 1-25		RPI 26-50		W-L RECORDS	RPI 51-100		RPI 101-150		RPI 150+					
5- 15	0- 1		0- 0		OVERALL	0- 4		0- 6		5- 4					
4- 6	0- 0		0- 0		HOME	0- 2		0- 2		4- 2					
1- 8	0- 1		0- 0		AWAY	0- 1		0- 4		1- 2					
0- 1	0- 0		0- 0		NEUTRAL	0- 1		0- 0		0- 0					
3- 10	0- 1		0- 0		NON-CONFERENCE	0- 4		0- 3		3- 2					
3- 4	0- 0		0- 0		HOME	0- 2		0- 1		3- 1					
0- 5	0- 1		0- 0		AWAY	0- 1		0- 2		0- 1					
0- 1	0- 0		0- 0		NEUTRAL	0- 1		0- 0		0- 0					
2- 5	0- 0		0- 0		CONFERENCE	0- 0		0- 3		2- 2					
1- 2	0- 0		0- 0		HOME	0- 0		0- 1		1- 1					
1- 3	0- 0		0- 0		AWAY	0- 0		0- 2		1- 1					
0- 0	0- 0		0- 0		NEUTRAL	0- 0		0- 0		0- 0					

RPI 1-25				RPI 26-50				RPI 51-100				RPI 101+ Team's RPI: 272			
RPI	S	Opponent	Score	RPI	S	Opponent	Score	RPI	S	Opponent	Score	RPI	S	Opponent	Score
16	A	UCF	48 70					55	H	Ohio	58 109	103	A	Wake Forest	48 62
								66	A	Quinnipiac	48 65	109	H	Drexel	35 58
								78	N	Virginia Tech	57 85	126	H	VCU	43 68
								98	H	Georgetown	53 73	127	A	Davidson	55 78
												129	A	William & Mary	55 65
												142	A	Fordham	48 60
												156	A	Duquesne	54 80
												181	H	UMES	57 55
												195	H	Rhode Island	60 66
												240	H	Howard	67 60
												282	A	Fla. Atlantic	55 69
												284	H	Saint Joseph's	46 45
												286	A	La Salle	74 60
												295	H	Fairfield	40 58
												313	H	UNC Greensboro	59 48

LAST 12 Division I GAMES:															
156	A	Duquesne	54 80	286	A	La Salle	74 60								
127	A	Davidson	55 78	284	H	Saint Joseph's	46 45								
126	H	VCU	43 68	109	H	Drexel	35 58								
142	A	Fordham	48 60	55	H	Ohio	58 109								
195	H	Rhode Island	60 66	66	A	Quinnipiac	48 65								
313	H	UNC Greensboro	59 48	240	H	Howard	67 60								

R
i
c
h
m
o
n
d

Non-Di v I Games:

Ri chmond

Average RPI	Win:	270	WON-LOST	WINNING	LAST 10	STRENGTH OF	OPP. STRENGTH	TEAM	ADJ.	CONF.	ADJ CONF.
Average RPI	Loss:	162	RECORD	PCT. RANK	GAMES	SCHEDULE	OF SCHEDULE	RPI	RPI	RPI	RPI
DIV. I ONLY		11- 8		123	7-3	312	239	203	203	27	27
DIV. I NON-CONF.		4- 7		228	0- 1	253	181	259	259	28	28

TOTALS	RPI 1-25		RPI 26-50		W-L RECORDS	RPI 51-100		RPI 101-150		RPI 150+	
11- 8	0- 0		0- 1		OVERALL	0- 3		0- 0		11- 4	
4- 4	0- 0		0- 0		HOME	0- 2		0- 0		4- 2	
7- 3	0- 0		0- 1		AWAY	0- 0		0- 0		7- 2	
0- 1	0- 0		0- 0		NEUTRAL	0- 1		0- 0		0- 0	
4- 7	0- 0		0- 1		NON-CONFERENCE	0- 3		0- 0		4- 3	
2- 3	0- 0		0- 0		HOME	0- 2		0- 0		2- 1	
2- 3	0- 0		0- 1		AWAY	0- 0		0- 0		2- 2	
0- 1	0- 0		0- 0		NEUTRAL	0- 1		0- 0		0- 0	
7- 1	0- 0		0- 0		CONFERENCE	0- 0		0- 0		7- 1	
2- 1	0- 0		0- 0		HOME	0- 0		0- 0		2- 1	
5- 0	0- 0		0- 0		AWAY	0- 0		0- 0		5- 0	
0- 0	0- 0		0- 0		NEUTRAL	0- 0		0- 0		0- 0	

RPI 1-25				RPI 26-50				RPI 51-100				RPI 101+				Team's RPI: 203	
RPI	S	Opponent	Score	RPI	S	Opponent	Score	RPI	S	Opponent	Score	RPI	S	Opponent	Score		
				48	A	Bucknell	59 80	83	N	Boston College	61 112	165	A	Marist	68 58		
								86	H	Princeton	65 89	213	A	Holy Cross	61 71		
								98	H	Georgetown	49 79	218	H	Navy	60 66		
												220	A	Binghamton	62 57		
												226	H	Mt. St. Mary's	85 67		
												250	A	Monmouth	55 43		
												265	A	Siena	55 52		
												274	A	Vermont	49 54		
												277	H	Canisius	49 62		
												284	A	Saint Joseph's	56 54		
												295	H	Fairfield	62 59		
												304	H	NJIT	67 46		
												309	H	Saint Peter's	60 38		
												326	A	Iona	66 58		
												330	A	Manhattan	73 63		
LAST 12 Division I GAMES:																	
				277	H	Canisius	49 62	83	N	Boston College	61 112						
				330	A	Manhattan	73 63	165	A	Marist	68 58						
				309	H	Saint Peter's	60 38	295	H	Fairfield	62 59						
				326	A	Iona	66 58	98	H	Georgetown	49 79						
				265	A	Siena	55 52	48	A	Bucknell	59 80						
				250	A	Monmouth	55 43	220	A	Binghamton	62 57						

Non-Div I Games:

Ri der

Average RPI Win:	297	WON-LOST	WINNING	LAST 10	STRENGTH OF	OPP. STRENGTH	TEAM	ADJ.	CONF.	ADJ CONF.
Average RPI Loss:	126	RECORD	PCT. RANK	GAMES	SCHEDULE	OF SCHEDULE	RPI	RPI	RPI	RPI
DIV. I ONLY	10- 8	133	9-1	318	253	223	223	31	31	
DIV. I NON-CONF.	2- 8	293	0- 1	262	61	317	317	31	31	

TOTALS	RPI 1-25	RPI 26-50	W-L RECORDS	RPI 51-100	RPI 101-150	RPI 150+				
10- 8	0- 1	0- 1	OVERALL	0- 1	0- 2	10- 3				
6- 3	0- 0	0- 1	HOME	0- 1	0- 0	6- 1				
4- 4	0- 1	0- 0	AWAY	0- 0	0- 2	4- 1				
0- 1	0- 0	0- 0	NEUTRAL	0- 0	0- 0	0- 1				
2- 8	0- 1	0- 1	NON-CONFERENCE	0- 1	0- 2	2- 3				
2- 3	0- 0	0- 1	HOME	0- 1	0- 0	2- 1				
0- 4	0- 1	0- 0	AWAY	0- 0	0- 2	0- 1				
0- 1	0- 0	0- 0	NEUTRAL	0- 0	0- 0	0- 1				
8- 0	0- 0	0- 0	CONFERENCE	0- 0	0- 0	8- 0				
4- 0	0- 0	0- 0	HOME	0- 0	0- 0	4- 0				
4- 0	0- 0	0- 0	AWAY	0- 0	0- 0	4- 0				
0- 0	0- 0	0- 0	NEUTRAL	0- 0	0- 0	0- 0				

RPI 1-25				RPI 26-50				RPI 51-100				RPI 101+ Team's RPI: 223			
RPI	S	Opponent	Score	RPI	S	Opponent	Score	RPI	S	Opponent	Score	RPI	S	Opponent	Score
8	A	Iowa	63 92	45	H	James Madison	36 59	90	H	Kent St.	46 54	116	A	Youngstown St.	59 69
												117	A	Loyola Marymount	53 61
												195	H	Rhode Island	41 46
												198	N	SMU	55 60
												226	H	Mt. St. Mary's	70 58
												227	H	Sacred Heart	64 46
												236	A	Bowling Green	60 61
												276	A	St. Francis Brooklyn	75 56
												286	H	La Salle	67 39
												289	A	Bryant	60 57
												301	A	Central Conn. St.	64 57
												325	H	Wagner	69 46
												342	H	Fairleigh Dickinson	71 49
												347	H	Delaware St.	64 63
												351	A	LIU Brooklyn	89 37

LAST 12 Division I GAMES:															
325	H	Wagner	69 46	117	A	Loyola Marymount	53 61	227	H	Sacred Heart	64 46				
301	A	Central Conn. St.	64 57	226	H	Mt. St. Mary's	70 58	45	H	James Madison	36 59				
289	A	Bryant	60 57	347	H	Delaware St.	64 63	90	H	Kent St.	46 54				
351	A	LIU Brooklyn	89 37												
276	A	St. Francis Brooklyn	75 56												
342	H	Fairleigh Dickinson	71 49												

Non-Div I Games: Pitt.-Johnstown 73 53

Robert Morris

Average RPI Win: 134

Average RPI Loss: 29

WON-LOST
RECORDWINNING
PCT. RANKLAST 10
GAMESSTRENGTH OF
SCHEDULEOPP. STRENGTH
OF SCHEDULETEAM
RPIADJ.
RPICONF.
RPIADJ CONF.
RPIDIV. I ONLY
DIV. I NON-CONF.16- 4
8- 332
729-1
1- 132
8826
9014
5114
514
54
5

TOTALS

RPI 1-25

RPI 26-50

W-L RECORDS

RPI 51-100

RPI 101-150

RPI 150+

16- 4

2- 3

1- 0

OVERALL

6- 1

0- 0

7- 0

10- 0

1- 0

1- 0

HOME

3- 0

0- 0

5- 0

5- 2

1- 1

0- 0

AWAY

3- 1

0- 0

1- 0

1- 2

0- 2

0- 0

NEUTRAL

0- 0

0- 0

1- 0

8- 3

0- 2

0- 0

NON-CONFERENCE

2- 1

0- 0

6- 0

6- 0

0- 0

0- 0

HOME

1- 0

0- 0

5- 0

1- 1

0- 0

0- 0

AWAY

1- 1

0- 0

0- 0

1- 2

0- 2

0- 0

NEUTRAL

0- 0

0- 0

1- 0

8- 1

2- 1

1- 0

CONFERENCE

4- 0

0- 0

1- 0

4- 0

1- 0

1- 0

HOME

2- 0

0- 0

0- 0

4- 1

1- 1

0- 0

AWAY

2- 0

0- 0

1- 0

0- 0

0- 0

0- 0

NEUTRAL

0- 0

0- 0

0- 0

RPI 1-25

Team's RPI: 14

RPI 26-50

RPI 51-100

RPI 101+

RPI	S	Opponent	Score
8	A	Iowa	66 72
13	N	Gonzaga	40 57
15	N	Drake	59 69
18	A	Maryland	73 65
22	H	Michigan St.	76 62

RPI	S	Opponent	Score
29	H	Purdue	65 63

RPI	S	Opponent	Score
58	H	LSU	57 43
61	A	Harvard	60 49
63	H	Northwestern	45 41
78	A	Virginia Tech	51 67
97	A	Nebraska	62 56
99	A	Penn St.	69 61
99	H	Penn St.	74 61

RPI	S	Opponent	Score
166	H	Stony Brook	61 47
180	A	Illinois	71 60
208	H	Brown	73 52
238	H	Saint Francis (PA)	96 52
252	N	ETSU	68 44
260	H	Albany (NY)	65 39
301	H	Central Conn. St.	73 44

LAST 12 Division I GAMES:

99	A	Penn St.	69 61	252	N	ETSU	68 44
8	A	Iowa	66 72	13	N	Gonzaga	40 57
22	H	Michigan St.	76 62	99	H	Penn St.	74 61
29	H	Purdue	65 63	208	H	Brown	73 52
97	A	Nebraska	62 56	18	A	Maryland	73 65
180	A	Illinois	71 60	63	H	Northwestern	45 41

Non-Div I Games:

Rutgers

■ Loss,
 ■ Non-Conf, S Site,
 ■ Home
 ■ Away
 N Neutral

Average RPI Win:	233	WON-LOST	WINNING	LAST 10	STRENGTH OF	OPP. STRENGTH	TEAM	ADJ.	CONF.	ADJ CONF.
Average RPI Loss:	74	RECORD	PCT. RANK	GAMES	SCHEDULE	OF SCHEDULE	RPI	RPI	RPI	RPI
DIV. I ONLY	13- 3	27	9-1	210	260	69	69	26	26	
DIV. I NON-CONF.	6- 3	91	0- 1	72	189	56	56	23	23	
<hr/>										
TOTALS	RPI 1-25	RPI 26-50	W-L RECORDS	RPI 51-100	RPI 101-150	RPI 150+				
13- 3	0- 1	0- 1	OVERALL	0- 0	2- 0	11- 1				
8- 0	0- 0	0- 0	HOME	0- 0	2- 0	6- 0				
4- 3	0- 1	0- 1	AWAY	0- 0	0- 0	4- 1				
1- 0	0- 0	0- 0	NEUTRAL	0- 0	0- 0	1- 0				
6- 3	0- 1	0- 1	NON-CONFERENCE	0- 0	2- 0	4- 1				
5- 0	0- 0	0- 0	HOME	0- 0	2- 0	3- 0				
0- 3	0- 1	0- 1	AWAY	0- 0	0- 0	0- 1				
1- 0	0- 0	0- 0	NEUTRAL	0- 0	0- 0	1- 0				
7- 0	0- 0	0- 0	CONFERENCE	0- 0	0- 0	7- 0				
3- 0	0- 0	0- 0	HOME	0- 0	0- 0	3- 0				
4- 0	0- 0	0- 0	AWAY	0- 0	0- 0	4- 0				
0- 0	0- 0	0- 0	NEUTRAL	0- 0	0- 0	0- 0				

S
F
A

RPI 1-25				RPI 26-50				RPI 51-100				Team's RPI: 69				RPI 101+			
RPI	S	Opponent	Score	RPI	S	Opponent	Score	RPI	S	Opponent	Score	RPI	S	Opponent	Score	RPI	S	Opponent	Score
24	A	Miami (FL)	60 81	44	A	New Mexico	33 74					104	H	Yale	67 57	143	H	Montana St.	60 53
												154	A	Texas Tech	69 77	155	H	Tulsa	76 34
												160	A	Abilene Christian	71 55	193	N	Hampton	70 68
												202	H	Nicholls St.	70 62	225	H	Texas Southern	74 55
												267	A	Southeastern La.	62 51	292	A	Central Ark.	59 53
												312	H	New Orleans	97 38	321	A	Incarinate Word	66 56
												323	H	Morgan St.	69 42	329	H	Northwestern St.	84 56
LAST 12 Division I GAMES:																			
292	A	Central Ark.	59 53	44	A	New Mexico	33 74	104	H	Yale	67 57								
160	A	Abilene Christian	71 55	267	A	Southeastern La.	62 51	193	N	Hampton	70 68								
321	A	Incarinate Word	66 56	225	H	Texas Southern	74 55	323	H	Morgan St.	69 42								
312	H	New Orleans	97 38	143	H	Montana St.	60 53												
329	H	Northwestern St.	84 56																
202	H	Nicholls St.	70 62																

S
F
A

Non-Div I Games: Wiley 97 38 Cameron 86 59 Our Lady of the Lake 77

SFA

S
I
U
E

Average RPI Win: 287		WON-LOST RECORD		WINNING PCT. RANK		LAST 10 GAMES		STRENGTH OF SCHEDULE		OPP. STRENGTH OF SCHEDULE		TEAM RPI		ADJ. RPI		CONF. RPI		ADJ CONF. RPI	
Average RPI Loss: 160																			
DIV. I ONLY		8- 10		206		5-5		293		300		211		211		21		21	
DIV. I NON-CONF.		4- 6		212		0- 0		312		263		239		239		20		20	
TOTALS		RPI 1-25		RPI 26-50		W-L RECORDS		RPI 51-100		RPI 101-150		RPI 150+							
8- 10		0- 0		0- 1		OVERALL		0- 1		0- 2		8- 6							
3- 1		0- 0		0- 0		HOME		0- 0		0- 0		3- 1							
5- 8		0- 0		0- 1		AWAY		0- 0		0- 2		5- 5							
0- 1		0- 0		0- 0		NEUTRAL		0- 1		0- 0		0- 0							
4- 6		0- 0		0- 1		NON-CONFERENCE		0- 1		0- 0		4- 4							
1- 0		0- 0		0- 0		HOME		0- 0		0- 0		1- 0							
3- 5		0- 0		0- 1		AWAY		0- 0		0- 0		3- 4							
0- 1		0- 0		0- 0		NEUTRAL		0- 1		0- 0		0- 0							
4- 4		0- 0		0- 0		CONFERENCE		0- 0		0- 2		4- 2							
2- 1		0- 0		0- 0		HOME		0- 0		0- 0		2- 1							
2- 3		0- 0		0- 0		AWAY		0- 0		0- 2		2- 1							
0- 0		0- 0		0- 0		NEUTRAL		0- 0		0- 0		0- 0							

S
I
U
E

RPI 1-25				RPI 26-50				RPI 51-100				RPI 101+ Team's RPI: 211			
RPI	S	Opponent	Score	RPI	S	Opponent	Score	RPI	S	Opponent	Score	RPI	S	Opponent	Score
				36	A	Missouri	36 59	96	N	Missouri St.	65 68	120	A	Tennessee Tech	55 79
												132	A	UT Martin	55 68
												180	A	Illinois	57 74
												191	H	Illinois St.	68 61
												195	A	UMKC	75 80
												200	A	Saint Louis	56 63
												205	A	Jacksonville St.	51 47
												207	A	Southeast Mo. St.	58 63
												207	H	Southeast Mo. St.	52 62
												222	A	Loyola Chicago	43 56
												268	A	Eastern Ill.	65 56
												303	H	Austin Peay	69 68
												307	H	Murray St.	71 54
												335	A	Purdue Fort Wayne	57 49
												338	A	Evansville	54 45
												345	A	Chicago St.	82 66
LAST 12 Division I GAMES:															
				307	H	Murray St.	71 54	132	A	UT Martin	55 68				
				303	H	Austin Peay	69 68	207	A	Southeast Mo. St.	58 63				
				205	A	Jacksonville St.	51 47	96	N	Missouri St.	65 68				
				120	A	Tennessee Tech	55 79	195	A	UMKC	75 80				
				268	A	Eastern Ill.	65 56	180	A	Illinois	57 74				
				207	H	Southeast Mo. St.	52 62	345	A	Chicago St.	82 66				

Non-Div I Games: McKendree 64 63

S I U E

SMU

S
M
U

SMU

Average RPI	Win:	228	WON-LOST	WINNING	LAST 10	STRENGTH OF	OPP. STRENGTH	TEAM	ADJ.	CONF.	ADJ CONF.
Average RPI	Loss:	124	RECORD	PCT. RANK	GAMES	SCHEDULE	OF SCHEDULE	RPI	RPI	RPI	RPI
DIV. I ONLY		6- 9		228	4-6	199	149	229	229	15	15
DIV. I NON-CONF.		3- 4		199	1- 0	148	235	216	216	11	11

TOTALS	RPI 1-25		RPI 26-50		W-L RECORDS	RPI 51-100		RPI 101-150		RPI 150+	
6- 9	0- 0		0- 1		OVERALL	0- 2		0- 4		6- 2	
3- 4	0- 0		0- 0		HOME	0- 1		0- 2		3- 1	
1- 4	0- 0		0- 1		AWAY	0- 1		0- 2		1- 0	
2- 1	0- 0		0- 0		NEUTRAL	0- 0		0- 0		2- 1	
3- 4	0- 0		0- 1		NON-CONFERENCE	0- 1		0- 0		3- 2	
1- 2	0- 0		0- 0		HOME	0- 1		0- 0		1- 1	
0- 1	0- 0		0- 1		AWAY	0- 0		0- 0		0- 0	
2- 1	0- 0		0- 0		NEUTRAL	0- 0		0- 0		2- 1	
3- 5	0- 0		0- 0		CONFERENCE	0- 1		0- 4		3- 0	
2- 2	0- 0		0- 0		HOME	0- 0		0- 2		2- 0	
1- 3	0- 0		0- 0		AWAY	0- 1		0- 2		1- 0	
0- 0	0- 0		0- 0		NEUTRAL	0- 0		0- 0		0- 0	

RPI 1-25				RPI 26-50				RPI 51-100				RPI 101+ Team's RPI: 229			
RPI	S	Opponent	Score	RPI	S	Opponent	Score	RPI	S	Opponent	Score	RPI	S	Opponent	Score
				44	A	New Mexico	53 85	72	H	UC Davis	60 109	107	A	Idaho	66 104
								100	A	Idaho St.	43 73	113	A	Northern Colo.	69 82
												141	H	Montana	86 88
												143	H	Montana St.	53 69
												152	N	Pepperdine	97 113
												180	N	Illinois	109 107
												188	A	Eastern Wash.	73 70
												193	N	Hampton	65 61
												244	H	Northern Ariz.	65 61
												246	H	Southern Utah	77 76
												248	H	San Francisco	75 86
												317	H	Cal Poly	88 85
LAST 12 Division I GAMES:															
				107	A	Idaho	66 104	193	N	Hampton	65 61				
				246	H	Southern Utah	77 76	188	A	Eastern Wash.	73 70				
				244	H	Northern Ariz.	65 61	113	A	Northern Colo.	69 82				
				100	A	Idaho St.	43 73	44	A	New Mexico	53 85				
				143	H	Montana St.	53 69	72	H	UC Davis	60 109				
				141	H	Montana	86 88	248	H	San Francisco	75 86				

Non-Div I Games: Antelope Valley 86 80

Sacramento St.

Average RPI Win:	302	WON-LOST	WINNING	LAST 10	STRENGTH OF	OPP. STRENGTH	TEAM	ADJ.	CONF.	ADJ CONF.
Average RPI Loss:	178	RECORD	PCT. RANK	GAMES	SCHEDULE	OF SCHEDULE	RPI	RPI	RPI	RPI
DIV. I ONLY	10- 9	153	6-4	316	324	227	227	31	31	
DIV. I NON-CONF.	4- 7	228	0- 0	232	269	231	231	31	31	

TOTALS	RPI 1-25	RPI 26-50	W-L RECORDS	RPI 51-100	RPI 101-150	RPI 150+				
10- 9	0- 1	0- 0	OVERALL	0- 1	0- 1	10- 6				
5- 3	0- 0	0- 0	HOME	0- 0	0- 0	5- 3				
5- 6	0- 1	0- 0	AWAY	0- 1	0- 1	5- 3				
0- 0	0- 0	0- 0	NEUTRAL	0- 0	0- 0	0- 0				
4- 7	0- 1	0- 0	NON-CONFERENCE	0- 1	0- 1	4- 4				
1- 3	0- 0	0- 0	HOME	0- 0	0- 0	1- 3				
3- 4	0- 1	0- 0	AWAY	0- 1	0- 1	3- 1				
0- 0	0- 0	0- 0	NEUTRAL	0- 0	0- 0	0- 0				
6- 2	0- 0	0- 0	CONFERENCE	0- 0	0- 0	6- 2				
4- 0	0- 0	0- 0	HOME	0- 0	0- 0	4- 0				
2- 2	0- 0	0- 0	AWAY	0- 0	0- 0	2- 2				
0- 0	0- 0	0- 0	NEUTRAL	0- 0	0- 0	0- 0				

RPI 1-25				RPI 26-50				RPI 51-100				RPI 101+ Team's RPI: 227			
RPI	S	Opponent	Score	RPI	S	Opponent	Score	RPI	S	Opponent	Score	RPI	S	Opponent	Score
23	A	Kentucky	43 71					87	A	Providence	52 62	136	A	Lehigh	66 70
												166	H	Stony Brook	58 73
												199	A	Massachusetts	61 78
												223	A	Robert Morris	46 64
												228	A	Hofstra	70 64
												238	A	Saint Francis (PA)	68 85
												250	H	Monmouth	50 55
												265	H	Siena	72 50
												276	A	St. Francis Brooklyn	68 66
												284	H	Saint Joseph's	44 61
												289	H	Bryant	49 48
												301	H	Central Conn. St.	66 61
												325	A	Wagner	80 68
												325	H	Wagner	72 64
												327	A	New Hampshire	71 60
												330	A	Manhattan	74 46
												351	H	LIU Brooklyn	75 53

LAST 12 Division I GAMES:															
325	H	Wagner	72 64	223	A	Robert Morris	46 64	238	A	Saint Francis (PA)	68 85	23	A	Kentucky	43 71
276	A	St. Francis Brooklyn	68 66	238	A	Saint Francis (PA)	68 85	23	A	Kentucky	43 71	276	A	St. Francis Brooklyn	68 66
289	H	Bryant	49 48	23	A	Kentucky	43 71	284	H	Saint Joseph's	44 61	289	H	Bryant	49 48
325	A	Wagner	80 68	284	H	Saint Joseph's	44 61	330	A	Manhattan	74 46	325	A	Wagner	80 68
351	H	LIU Brooklyn	75 53	330	A	Manhattan	74 46	136	A	Lehigh	66 70	351	H	LIU Brooklyn	75 53
301	H	Central Conn. St.	66 61	136	A	Lehigh	66 70					301	H	Central Conn. St.	66 61

Non-Div I Games:

Sacred Heart

Average RPI Win:	279	WON-LOST	WINNING	LAST 10	STRENGTH OF	OPP. STRENGTH	TEAM	ADJ.	CONF.	ADJ CONF.
Average RPI Loss:	148	RECORD	PCT. RANK	GAMES	SCHEDULE	OF SCHEDULE	RPI	RPI	RPI	RPI
DIV. I ONLY	7- 12	243	6-4	190	275	238	238	31	31	
DIV. I NON-CONF.	2- 9	297	0- 1	40	122	205	205	31	31	

TOTALS	RPI 1-25	RPI 26-50	W-L RECORDS	RPI 51-100	RPI 101-150	RPI 150+				
7- 12	0- 2	0- 0	OVERALL	0- 2	1- 3	6- 5				
5- 2	0- 0	0- 0	HOME	0- 1	1- 0	4- 1				
2- 8	0- 2	0- 0	AWAY	0- 0	0- 2	2- 4				
0- 2	0- 0	0- 0	NEUTRAL	0- 1	0- 1	0- 0				
2- 9	0- 2	0- 0	NON-CONFERENCE	0- 2	1- 3	1- 2				
1- 2	0- 0	0- 0	HOME	0- 1	1- 0	0- 1				
1- 5	0- 2	0- 0	AWAY	0- 0	0- 2	1- 1				
0- 2	0- 0	0- 0	NEUTRAL	0- 1	0- 1	0- 0				
5- 3	0- 0	0- 0	CONFERENCE	0- 0	0- 0	5- 3				
4- 0	0- 0	0- 0	HOME	0- 0	0- 0	4- 0				
1- 3	0- 0	0- 0	AWAY	0- 0	0- 0	1- 3				
0- 0	0- 0	0- 0	NEUTRAL	0- 0	0- 0	0- 0				

RPI 1-25				RPI 26-50				RPI 51-100				RPI 101+ Team's RPI: 238			
RPI	S	Opponent	Score	RPI	S	Opponent	Score	RPI	S	Opponent	Score	RPI	S	Opponent	Score
2	A	Baylor	58 116					60	N	Boise St.	64 78	105	A	Pittsburgh	75 78
14	A	Rutgers	52 96					88	H	FGCU	69 83	116	A	Youngstown St.	56 80
												131	H	Morehead St.	89 83
												141	N	Montana	77 79
												156	H	Duquesne	73 93
												226	H	Mt. St. Mary's	68 66
												227	H	Sacred Heart	85 68
												232	A	Liberty	53 82
												276	A	St. Francis Brooklyn	65 78
												289	A	Bryant	63 66
												301	A	Central Conn. St.	62 73
												325	H	Wagner	107 70
												342	H	Fairleigh Dickinson	75 64
												348	A	Longwood	91 88
												351	A	LIU Brooklyn	80 66
LAST 12 Division I GAMES:															
227	H	Sacred Heart	85 68	141	N	Montana	77 79								
289	A	Bryant	63 66	325	H	Wagner	107 70								
301	A	Central Conn. St.	62 73	342	H	Fairleigh Dickinson	75 64								
276	A	St. Francis Brooklyn	65 78	105	A	Pittsburgh	75 78								
351	A	LIU Brooklyn	80 66	131	H	Morehead St.	89 83								
226	H	Mt. St. Mary's	68 66	60	N	Boise St.	64 78								

Non-Div I Games: Seton Hill 86 74

Saint Francis (PA)

Average RPI Win:	250	WON-LOST	WINNING	LAST 10	STRENGTH OF	OPP. STRENGTH	TEAM	ADJ.	CONF.	ADJ CONF.
Average RPI Loss:	150	RECORD	PCT. RANK	GAMES	SCHEDULE	OF SCHEDULE	RPI	RPI	RPI	RPI
DIV. I ONLY	6- 14	273	3-7	225	182	284	284	17	17	
DIV. I NON-CONF.	4- 9	252	1- 0	172	219	267	267	16	16	

TOTALS	RPI 1-25	RPI 26-50	W-L RECORDS	RPI 51-100	RPI 101-150	RPI 150+				
6- 14	0- 0	0- 1	OVERALL	0- 2	0- 4	6- 7				
5- 6	0- 0	0- 1	HOME	0- 1	0- 1	5- 3				
1- 8	0- 0	0- 0	AWAY	0- 1	0- 3	1- 4				
0- 0	0- 0	0- 0	NEUTRAL	0- 0	0- 0	0- 0				
4- 9	0- 0	0- 1	NON-CONFERENCE	0- 2	0- 2	4- 4				
3- 5	0- 0	0- 1	HOME	0- 1	0- 1	3- 2				
1- 4	0- 0	0- 0	AWAY	0- 1	0- 1	1- 2				
0- 0	0- 0	0- 0	NEUTRAL	0- 0	0- 0	0- 0				
2- 5	0- 0	0- 0	CONFERENCE	0- 0	0- 2	2- 3				
2- 1	0- 0	0- 0	HOME	0- 0	0- 0	2- 1				
0- 4	0- 0	0- 0	AWAY	0- 0	0- 2	0- 2				
0- 0	0- 0	0- 0	NEUTRAL	0- 0	0- 0	0- 0				

RPI	S	Opponent	Score	RPI	S	Opponent	Score	RPI	S	Opponent	Score	RPI	S	Opponent	Score
43	H	Villanova	35 47	57	H	Auburn	70 81	109	A	Drexel	34 51	115	A	Dayton	65 72
				92	A	Penn	45 65	122	H	Towson	52 73	126	A	VCU	40 59
								156	A	Duquesne	73 81	186	A	Delaware	39 48
								200	H	Saint Louis	49 62	201	H	Temple	52 58
								203	H	Rider	54 56	209	H	St. Bonaventure	66 41
								218	A	Navy	48 49	227	A	Sacred Heart	61 44
								231	H	Niagara	68 54	249	H	Columbia	68 61
								272	A	Richmond	45 46	286	H	La Salle	60 57
								296	H	Loyola Maryland	49 46				
LAST 12 Division I GAMES:															
272	A	Richmond	45 46	296	H	Loyola Maryland	49 46	115	A	Dayton	65 72	218	A	Navy	48 49
286	H	La Salle	60 57					186	A	Delaware	39 48	227	A	Sacred Heart	61 44
156	A	Duquesne	73 81					122	H	Towson	52 73				
209	H	St. Bonaventure	66 41												
200	H	Saint Louis	49 62												
126	A	VCU	40 59												

Non-Div I Games:

Saint Joseph's

Average RPI Win:	210	WON-LOST	WINNING	LAST 10	STRENGTH OF	OPP. STRENGTH	TEAM	ADJ.	CONF.	ADJ CONF.
Average RPI Loss:	127	RECORD	PCT. RANK	GAMES	SCHEDULE	OF SCHEDULE	RPI	RPI	RPI	RPI
DIV. I ONLY	8- 12	228	4-6	189	93	200	200	17	17	
DIV. I NON-CONF.	5- 8	224	1- 0	191	39	209	209	16	16	

TOTALS	RPI 1-25	RPI 26-50	W-L RECORDS	RPI 51-100	RPI 101-150	RPI 150+				
8- 12	0- 1	0- 1	OVERALL	0- 1	2- 4	6- 5				
3- 6	0- 1	0- 1	HOME	0- 1	1- 1	2- 2				
5- 4	0- 0	0- 0	AWAY	0- 0	1- 1	4- 3				
0- 2	0- 0	0- 0	NEUTRAL	0- 0	0- 2	0- 0				
5- 8	0- 1	0- 1	NON-CONFERENCE	0- 1	1- 2	4- 3				
2- 4	0- 1	0- 1	HOME	0- 1	0- 0	2- 1				
3- 2	0- 0	0- 0	AWAY	0- 0	1- 0	2- 2				
0- 2	0- 0	0- 0	NEUTRAL	0- 0	0- 2	0- 0				
3- 4	0- 0	0- 0	CONFERENCE	0- 0	1- 2	2- 2				
1- 2	0- 0	0- 0	HOME	0- 0	1- 1	0- 1				
2- 2	0- 0	0- 0	AWAY	0- 0	0- 1	2- 1				
0- 0	0- 0	0- 0	NEUTRAL	0- 0	0- 0	0- 0				

RPI 1-25				RPI 26-50				RPI 51-100				RPI 101+				Team's RPI: 200
RPI	S	Opponent	Score	RPI	S	Opponent	Score	RPI	S	Opponent	Score	RPI	S	Opponent	Score	
7	H	UConn	42 98	36	H	Missouri	62 74	82	H	Cincinnati	50 51	102	A	Virginia	67 65	
												104	N	Yale	52 58	
												115	H	Dayton	68 65	
												121	N	Chattanooga	61 71	
												126	A	VCU	47 57	
												142	H	Fordham	53 56	
												155	A	Tulsa	75 86	
												161	H	Southern Ill.	62 58	
												169	H	Indiana St.	56 60	
												191	A	Illinois St.	67 72	
												195	H	Rhode Island	56 68	
												199	A	Massachusetts	66 70	
												209	A	St. Bonaventure	62 45	
												211	H	SIUE	63 56	
												282	A	Fla. Atlantic	93 61	
												284	A	Saint Joseph's	62 49	
												314	A	Eastern Ky.	70 43	

LAST 12 Division I GAMES:																
115	H	Dayton	68 65	282	A	Fla. Atlantic	93 61									
209	A	St. Bonaventure	62 45	126	A	VCU	47 57									
195	H	Rhode Island	56 68	104	N	Yale	52 58									
142	H	Fordham	53 56	191	A	Illinois St.	67 72									
284	A	Saint Joseph's	62 49	36	H	Missouri	62 74									
199	A	Massachusetts	66 70	7	H	UConn	42 98									

Non-Div I Games:

Saint Louis

Average RPI Win:	177	WON-LOST	WINNING	LAST 10	STRENGTH OF	OPP. STRENGTH	TEAM	ADJ.	CONF.	ADJ CONF.
Average RPI Loss:	36	RECORD	PCT. RANK	GAMES	SCHEDULE	OF SCHEDULE	RPI	RPI	RPI	RPI
DIV. I ONLY	13- 7	88	7-3	56	83	47	47	7	7	
DIV. I NON-CONF.	7- 4	109	1- 0	59	53	52	52	7	7	

TOTALS	RPI 1-25	RPI 26-50	W-L RECORDS	RPI 51-100	RPI 101-150	RPI 150+				
13- 7	0- 2	1- 3	OVERALL	1- 2	4- 0	7- 0				
5- 3	0- 1	1- 2	HOME	0- 0	1- 0	3- 0				
6- 4	0- 1	0- 1	AWAY	0- 2	3- 0	3- 0				
2- 0	0- 0	0- 0	NEUTRAL	1- 0	0- 0	1- 0				
7- 4	0- 1	1- 2	NON-CONFERENCE	1- 1	1- 0	4- 0				
2- 2	0- 1	1- 1	HOME	0- 0	0- 0	1- 0				
3- 2	0- 0	0- 1	AWAY	0- 1	1- 0	2- 0				
2- 0	0- 0	0- 0	NEUTRAL	1- 0	0- 0	1- 0				
6- 3	0- 1	0- 1	CONFERENCE	0- 1	3- 0	3- 0				
3- 1	0- 0	0- 1	HOME	0- 0	1- 0	2- 0				
3- 2	0- 1	0- 0	AWAY	0- 1	2- 0	1- 0				
0- 0	0- 0	0- 0	NEUTRAL	0- 0	0- 0	0- 0				

RPI 1-25				RPI 26-50				RPI 51-100				RPI 101+			
RPI	S	Opponent	Score	RPI	S	Opponent	Score	RPI	S	Opponent	Score	RPI	S	Opponent	Score
5	H	Oregon	55 79	26	H	BYU	73 74	64	N	Old Domini on	83 65	106	A	Washington St.	70 64
13	A	Gonzaga	62 74	28	H	Cal i forn i a	78 81	70	A	Paci fi c	67 76	117	H	Loyol a Marymount	86 62
				40	A	Oregon St.	56 89	72	A	UC Davi s	74 76	147	A	Santa Clara	83 59
				46	H	Wyomi ng	90 84					150	A	Portl and	98 91
												152	H	Pepperdi ne	79 68
												179	N	Texas St.	89 62
												194	H	Mi l waukee	73 71
												248	A	San Franci sco	80 65
												258	H	San Diego	74 60
												317	A	Cal Poly	69 51
												318	A	UC Santa Barbara	80 55

LAST 12 Divi s i o n I GAMES:															
				152	H	Pepperdi ne	79 68	64	N	Ol d Domi ni on	83 65				
				147	A	Santa Clara	83 59	117	H	Loyol a Marymount	86 62				
				248	A	San Franci sco	80 65	13	A	Gonzaga	62 74				
				26	H	BYU	73 74	70	A	Paci fi c	67 76				
				258	H	San Diego	74 60	179	N	Texas St.	89 62				
				150	A	Portl and	98 91	72	A	UC Davi s	74 76				

Non-Di v I Games:

Saint Mary's (CA)

Saint Peter's

Through Games Of Jan. 30, 2019

Average RPI Win: 324
Average RPI Loss: 195WON-LOST
RECORDWINNING
PCT. RANKLAST 10
GAMESSTRENGTH OF
SCHEDULEOPP. STRENGTH
OF SCHEDULETEAM
RPIADJ.
RPICONF.
RPIADJ CONF.
RPIDIV. I ONLY
DIV. I NON-CONF.6- 13
5- 6267
1772-8
0- 0300
315345
347309
285309
28527
2827
28

TOTALS

RPI 1-25

RPI 26-50

W-L RECORDS

RPI 51-100

RPI 101-150

RPI 150+

6- 13

0- 0

0- 0

OVERALL

0- 3

0- 1

6- 9

4- 5

0- 0

0- 0

HOME

0- 0

0- 0

4- 5

2- 8

0- 0

0- 0

AWAY

0- 3

0- 1

2- 4

0- 0

0- 0

0- 0

NEUTRAL

0- 0

0- 0

0- 0

5- 6

0- 0

0- 0

NON-CONFERENCE

0- 2

0- 1

5- 3

4- 1

0- 0

0- 0

HOME

0- 0

0- 0

4- 1

1- 5

0- 0

0- 0

AWAY

0- 2

0- 1

1- 2

0- 0

0- 0

0- 0

NEUTRAL

0- 0

0- 0

0- 0

1- 7

0- 0

0- 0

CONFERENCE

0- 1

0- 0

1- 6

0- 4

0- 0

0- 0

HOME

0- 0

0- 0

0- 4

1- 3

0- 0

0- 0

AWAY

0- 1

0- 0

1- 2

0- 0

0- 0

0- 0

NEUTRAL

0- 0

0- 0

0- 0

RPI 1-25

RPI 26-50

RPI 51-100

RPI 101+



Team's RPI: 309



RPI S Opponent Score



RPI S Opponent Score



RPI S Opponent Score



RPI S Opponent Score



66  Qui nni pi ac 45  90



83  Boston Col lege 57  89



89  Seton Hall 47  90



104  Yale 56  72



165  Mari st 42  62



203  Ri der 38  60



219  Cal St. Fullerton 45  69



231  Ni agara 66  75


265  Si ena 46  50


265  Si ena 57  84


276  St. Francis Brooklyn 70  74


277  Cani si us 62  75


294  UMass Lowell 57  59


295  Fai rfi el d 68 65

304  NJIT 70 57



324  Lafayette 62 60


325  Wagner 69 57



342  Fai rlei gh Di ckin son 75 58



351  LIU Brooklyn 86 59



LAST 12 Division I GAMES:



203  Ri der 38  60



295  Fai rfi el d 68 65



277  Cani si us 62  75


231  Ni agara 66  75



66  Qui nni pi ac 45  90



265  Si ena 57  84



265  Si ena 46  50

165  Mari st 42  62

342  Fai rlei gh Di ckin son 75 58





276  St. Francis Brooklyn 70  74

219  Cal St. Fullerton 45  69

104  Yale 56  72

Non-Div I Games:

Saint Peter's

 Loss,  Non-Conf,  S Site,  H Home  A Away N Neutral

Average RPI Win:	282	WON-LOST	WINNING	LAST 10	STRENGTH OF	OPP. STRENGTH	TEAM	ADJ.	CONF.	ADJ CONF.
Average RPI Loss:	141	RECORD	PCT. RANK	GAMES	SCHEDULE	OF SCHEDULE	RPI	RPI	RPI	RPI
DIV. I ONLY	7- 8	194	5-5	249	244	210	210	26	26	
DIV. I NON-CONF.	2- 5	264	0- 0	96	120	169	169	23	23	

TOTALS	RPI 1-25	RPI 26-50	W-L RECORDS	RPI 51-100	RPI 101-150	RPI 150+				
7- 8	0- 0	0- 1	OVERALL	0- 3	0- 0	7- 4				
3- 3	0- 0	0- 0	HOME	0- 1	0- 0	3- 2				
4- 4	0- 0	0- 1	AWAY	0- 1	0- 0	4- 2				
0- 1	0- 0	0- 0	NEUTRAL	0- 1	0- 0	0- 0				
2- 5	0- 0	0- 1	NON-CONFERENCE	0- 2	0- 0	2- 2				
0- 1	0- 0	0- 0	HOME	0- 0	0- 0	0- 1				
2- 3	0- 0	0- 1	AWAY	0- 1	0- 0	2- 1				
0- 1	0- 0	0- 0	NEUTRAL	0- 1	0- 0	0- 0				
5- 3	0- 0	0- 0	CONFERENCE	0- 1	0- 0	5- 2				
3- 2	0- 0	0- 0	HOME	0- 1	0- 0	3- 1				
2- 1	0- 0	0- 0	AWAY	0- 0	0- 0	2- 1				
0- 0	0- 0	0- 0	NEUTRAL	0- 0	0- 0	0- 0				

RPI 1-25				RPI 26-50				RPI 51-100				RPI 101+ Team's RPI: 210			
RPI	S	Opponent	Score	RPI	S	Opponent	Score	RPI	S	Opponent	Score	RPI	S	Opponent	Score
				50	A	TCU	59 72	58	A	LSU	52 66	160	H	Abilene Christian	79 91
								68	H	Lamar University	72 83	175	H	Oral Roberts	62 73
								95	N	Troy	79 84	177	A	Southern Miss.	65 61
												243	A	Wichita St.	55 63
												254	A	Louisiana	68 62
												267	H	Southeastern La.	94 63
												279	A	A&M-Corpus Christi	61 76
												292	H	Central Ark.	66 62
												321	A	Incarnate Word	76 56
												329	H	Northwestern St.	66 55
												337	A	Houston Baptist	74 63
LAST 12 Division I GAMES:															
329	H	Northwestern St.	66 55	267	H	Southeastern La.	94 63								
337	A	Houston Baptist	74 63	68	H	Lamar University	72 83								
279	A	A&M-Corpus Christi	61 76	50	A	TCU	59 72								
321	A	Incarnate Word	76 56	175	H	Oral Roberts	62 73								
292	H	Central Ark.	66 62	254	A	Louisiana	68 62								
160	H	Abilene Christian	79 91	177	A	Southern Miss.	65 61								

Non-Div I Games: UNKNOWN 94 46 Wiley 101 63 Jarvis Christian 100 55

Sam Houston St.

Average RPI Win: **263**
 Average RPI Loss: **155**

WON-LOST
RECORD

WINNING
PCT. RANK

LAST 10
GAMES

STRENGTH OF
SCHEDULE

OPP. STRENGTH
OF SCHEDULE

TEAM
RPI

ADJ.
RPI

CONF.
RPI

ADJ CONF.
RPI

DIV. I ONLY	5- 13	280	4-6	209	172	245	245	25	25
DIV. I NON-CONF.	3- 10	278	0- 0	119	217	212	212	25	25
<hr/>									
TOTALS	RPI 1-25	RPI 26-50	W-L RECORDS	RPI 51-100	RPI 101-150	RPI 150+			
5- 13	0- 0	0- 0	OVERALL	0- 3	0- 4	5- 6			
2- 2	0- 0	0- 0	HOME	0- 0	0- 2	2- 0			
3- 11	0- 0	0- 0	AWAY	0- 3	0- 2	3- 6			
0- 0	0- 0	0- 0	NEUTRAL	0- 0	0- 0	0- 0			
3- 10	0- 0	0- 0	NON-CONFERENCE	0- 3	0- 3	3- 4			
1- 1	0- 0	0- 0	HOME	0- 0	0- 1	1- 0			
2- 9	0- 0	0- 0	AWAY	0- 3	0- 2	2- 4			
0- 0	0- 0	0- 0	NEUTRAL	0- 0	0- 0	0- 0			
2- 3	0- 0	0- 0	CONFERENCE	0- 0	0- 1	2- 2			
1- 1	0- 0	0- 0	HOME	0- 0	0- 1	1- 0			
1- 2	0- 0	0- 0	AWAY	0- 0	0- 0	1- 2			
0- 0	0- 0	0- 0	NEUTRAL	0- 0	0- 0	0- 0			

RPI 1-25				RPI 26-50				RPI 51-100				RPI 101+				Team's RPI: 245
RPI	S	Opponent	Score	RPI	S	Opponent	Score	RPI	S	Opponent	Score	RPI	S	Opponent	Score	
								57	A	Auburn	46 73	121	H	Chattanooga	63 73	
								81	A	Oklahoma St.	62 82	132	A	UT Martin	68 89	
								95	A	Troy	52 72	135	A	Colorado	39 81	
												145	H	UAB	41 66	
												163	A	Denver	87 83	
												168	A	Vanderbilt	52 77	
												171	A	Mercer	68 76	
												177	A	Southern Miss.	40 76	
												193	A	Hampton	57 64	
												221	A	Memphis	48 53	
												239	A	Alabama St.	60 51	
												252	H	ETSU	79 58	
												313	A	UNC Greensboro	54 55	
												328	H	Presbyterian	75 54	
												331	A	Western Caro.	75 42	
<hr/>																
LAST 12 Division I GAMES:																
				331	A	Western Caro.	75 42	121	H	Chattanooga	63 73					
				313	A	UNC Greensboro	54 55	252	H	ETSU	79 58					
				171	A	Mercer	68 76	57	A	Auburn	46 73					
				168	A	Vanderbilt	52 77	221	A	Memphis	48 53					
				135	A	Colorado	39 81	145	H	UAB	41 66					
				163	A	Denver	87 83	328	H	Presbyterian	75 54					

Non-Div I Games: Rhodes 71 54 Montevallo 73 47

Samford

Loss, Non-Conf, S Site, H Home A Away N Neutral

Average RPI Win: 251
Average RPI Loss: 126

WON-LOST
RECORD

WINNING
PCT. RANK

LAST 10
GAMES

STRENGTH OF
SCHEDULE

OPP. STRENGTH
OF SCHEDULE

TEAM
RPI

ADJ.
RPI

CONF.
RPI

ADJ CONF.
RPI

DIV. I ONLY	7- 12	243	2-8	222	100	258	258	7	7
DIV. I NON-CONF.	6- 4	125	0- 0	338	159	243	243	7	7

TOTALS	RPI 1-25	RPI 26-50	W-L RECORDS	RPI 51-100	RPI 101-150	RPI 150+			
7- 12	0- 1	0- 3	OVERALL	0- 1	1- 3	6- 4			
5- 6	0- 1	0- 2	HOME	0- 0	0- 2	5- 1			
2- 6	0- 0	0- 1	AWAY	0- 1	1- 1	1- 3			
0- 0	0- 0	0- 0	NEUTRAL	0- 0	0- 0	0- 0			
6- 4	0- 0	0- 1	NON-CONFERENCE	0- 0	0- 1	6- 2			
5- 1	0- 0	0- 1	HOME	0- 0	0- 0	5- 0			
1- 3	0- 0	0- 0	AWAY	0- 0	0- 1	1- 2			
0- 0	0- 0	0- 0	NEUTRAL	0- 0	0- 0	0- 0			
1- 8	0- 1	0- 2	CONFERENCE	0- 1	1- 2	0- 2			
0- 5	0- 1	0- 1	HOME	0- 0	0- 2	0- 1			
1- 3	0- 0	0- 1	AWAY	0- 1	1- 0	0- 1			
0- 0	0- 0	0- 0	NEUTRAL	0- 0	0- 0	0- 0			

RPI 1-25				RPI 26-50				RPI 51-100				RPI 101+ Team's RPI: 258			
RPI	S	Opponent	Score	RPI	S	Opponent	Score	RPI	S	Opponent	Score	RPI	S	Opponent	Score
13	H	Gonzaga	61 86	26	H	BYU	56 65	70	A	Paci fi c	47 79	117	H	Loyol a Marymount	52 69
				28	H	Cal i forn i a	53 70					147	A	Santa Clara	57 49
				47	A	Saint Mary's (CA)	60 74					148	A	Mi nnesota	48 53
												150	H	Portl and	60 69
												152	H	Pepperdi ne	55 74
												241	H	San Diego St.	72 71
												246	A	Southern Utah	59 69
												248	A	San Francisco	57 68
												251	H	Dartmouth	78 76
												261	H	Hawai i	58 50
												263	A	UTSA	77 87
												266	H	Clevel and St.	83 82
												275	A	Long Beach St.	60 56
												319	H	San Jose St.	83 79

LAST 12 Division I GAMES:															
150	H	Portl and	60 69	26	H	BYU	56 65	13	H	Gonzaga	61 86	248	A	San Francisco	57 68
70	A	Paci fi c	47 79	13	H	Gonzaga	61 86	319	H	San Jose St.	83 79	263	A	UTSA	77 87
47	A	Saint Mary's (CA)	60 74	248	A	San Francisco	57 68	275	A	Long Beach St.	60 56				
152	H	Pepperdi ne	55 74												
117	H	Loyol a Marymount	52 69												
147	A	Santa Clara	57 49												

Non-Div I Games: Cal St. San B'di no 76 58

San Diego

Average RPI Win: 245

Average RPI Loss: 145

WON-LOST
RECORDWINNING
PCT. RANKLAST 10
GAMESSTRENGTH OF
SCHEDULEOPP. STRENGTH
OF SCHEDULETEAM
RPIADJ.
RPICONF.
RPIADJ CONF.
RPIDIV. I ONLY
DIV. I NON-CONF.6- 12
5- 6259
1772-8
0- 0157
242226
290241
230241
23014
1314
13

TOTALS

RPI 1-25

RPI 26-50

W-L RECORDS

RPI 51-100

RPI 101-150

RPI 150+

6- 12
4- 5
2- 7
0- 00- 0
0- 0
0- 0
0- 00- 3
0- 1
0- 2
0- 0OVERALL
HOME
AWAY
NEUTRAL0- 2
0- 2
0- 0
0- 00- 2
0- 1
0- 1
0- 06- 5
4- 1
2- 4
0- 05- 6
3- 3
2- 3
0- 00- 0
0- 0
0- 0
0- 00- 1
0- 1
0- 0
0- 0NON-CONFERENCE
HOME
AWAY
NEUTRAL0- 1
0- 1
0- 0
0- 00- 1
0- 0
0- 1
0- 05- 3
3- 1
2- 2
0- 01- 6
1- 2
0- 4
0- 00- 0
0- 0
0- 0
0- 00- 2
0- 0
0- 2
0- 0CONFERENCE
HOME
AWAY
NEUTRAL0- 1
0- 1
0- 0
0- 00- 1
0- 1
0- 0
0- 01- 2
1- 0
0- 2
0- 0

RPI 1-25

RPI 26-50

RPI 51-100

RPI 101+

Team's RPI: 241

RPI S Opponent Score

RPI S Opponent Score

RPI S Opponent Score

RPI S Opponent Score

44 A New Mexico 62 70
46 A Wyoming 45 87
50 H TCU 64 8160 H Boise St. 66 69
65 H Arizona 60 69137 H Fresno St. 81 87
147 A Santa Clara 43 60
151 A UC Irvine 78 70
157 A CSUN 74 77
219 A Cal St. Fullerton 83 72
224 A UNLV 57 71
234 A Air Force 66 75
234 H Air Force 70 61
258 A San Diego 71 72
261 H Hawaii 58 57
285 H California Baptist 83 67
318 H UC Santa Barbara 58 63
321 H Incarnate Word 81 38

LAST 12 Division I GAMES:

137 H Fresno St. 81 87
44 A New Mexico 62 70
234 H Air Force 70 61
46 A Wyoming 45 87
60 H Boise St. 66 69
318 H UC Santa Barbara 58 63234 A Air Force 66 75
224 A UNLV 57 71
157 A CSUN 74 77
151 A UC Irvine 78 70
65 H Arizona 60 69
258 A San Diego 71 72

Non-Div I Games:

San Diego St.

Average RPI Loss: 97

DIV. I ONLY	5- 15	293	1-9	120	104	248	248	7	7
DIV. I NON-CONF.	4- 7	228	0- 0	241	143	248	248	7	7
TOTALS	RPI 1-25	RPI 26-50	W-L RECORDS	RPI 51-100	RPI 101-150	RPI 150+			
5- 15	0- 2	0- 2	OVERALL	0- 2	0- 7	5- 2			
2- 7	0- 0	0- 2	HOME	0- 2	0- 3	2- 0			
1- 7	0- 2	0- 0	AWAY	0- 0	0- 4	1- 1			
2- 1	0- 0	0- 0	NEUTRAL	0- 0	0- 0	2- 1			
4- 7	0- 1	0- 0	NON-CONFERENCE	0- 1	0- 4	4- 1			
1- 3	0- 0	0- 0	HOME	0- 1	0- 2	1- 0			
1- 3	0- 1	0- 0	AWAY	0- 0	0- 2	1- 0			
2- 1	0- 0	0- 0	NEUTRAL	0- 0	0- 0	2- 1			
1- 8	0- 1	0- 2	CONFERENCE	0- 1	0- 3	1- 1			
1- 4	0- 0	0- 2	HOME	0- 1	0- 1	1- 0			
0- 4	0- 1	0- 0	AWAY	0- 0	0- 2	0- 1			
0- 0	0- 0	0- 0	NEUTRAL	0- 0	0- 0	0- 0			

RPI 1-25					RPI 26-50					RPI 51-100					RPI 101+					Team's RPI: 248	
RPI	S	Opponent	Score		RPI	S	Opponent	Score		RPI	S	Opponent	Score		RPI	S	Opponent	Score			
3	A	Stanford	62	96	26	H	BYU	59	67	70	H	Paci fi c	75	85	106	A	Washi ngton St.	61	91		
13	A	Gonzaga	51	78	47	H	Saint Mary's (CA)	65	80	72	H	UC Davi s	68	70	107	A	Idaho	63	70		
															</						

Non-Div I Games:

San Francisco

Average RPI Win:	231	WON-LOST	WINNING	LAST 10	STRENGTH OF	OPP. STRENGTH	TEAM	ADJ.	CONF.	ADJ CONF.
Average RPI Loss:	159	RECORD	PCT. RANK	GAMES	SCHEDULE	OF SCHEDULE	RPI	RPI	RPI	RPI
DIV. I ONLY	2- 16	333	1-9	171	186	319	319	14	14	
DIV. I NON-CONF.	1- 9	326	0- 0	179	216	323	323	13	13	

TOTALS	RPI 1-25	RPI 26-50	W-L RECORDS	RPI 51-100	RPI 101-150	RPI 150+				
2- 16	0- 0	0- 1	OVERALL	0- 3	0- 4	2- 8				
2- 6	0- 0	0- 1	HOME	0- 1	0- 1	2- 3				
0- 10	0- 0	0- 0	AWAY	0- 2	0- 3	0- 5				
0- 0	0- 0	0- 0	NEUTRAL	0- 0	0- 0	0- 0				
1- 9	0- 0	0- 0	NON-CONFERENCE	0- 2	0- 3	1- 4				
1- 3	0- 0	0- 0	HOME	0- 1	0- 1	1- 1				
0- 6	0- 0	0- 0	AWAY	0- 1	0- 2	0- 3				
0- 0	0- 0	0- 0	NEUTRAL	0- 0	0- 0	0- 0				
1- 7	0- 0	0- 1	CONFERENCE	0- 1	0- 1	1- 4				
1- 3	0- 0	0- 1	HOME	0- 0	0- 0	1- 2				
0- 4	0- 0	0- 0	AWAY	0- 1	0- 1	0- 2				
0- 0	0- 0	0- 0	NEUTRAL	0- 0	0- 0	0- 0				

RPI	S	Opponent	Score	RPI	S	Opponent	Score	RPI	S	Opponent	Score	RPI	S	Opponent	Score	Team's RPI: 319
				46	H	Wyomi ng	56 70	60	A	Boise St.	68 99	135	A	Col orado	64 76	
								70	H	Paci fi c	67 91	137	A	Fresno St.	48 77	
								97	A	Nebraska	63 96	139	A	Portland St.	51 80	
												147	H	Santa Clara	56 62	
												151	H	UC Irvine	66 74	
												157	A	CSUN	40 76	
												178	A	Utah St.	49 82	
												178	H	Utah St.	68 59	
												224	H	UNLV	43 53	
												234	A	Air Force	77 88	
												248	A	San Franci sco	63 85	
												256	H	Nevada	49 52	
												258	A	San Di ego	79 83	
												283	H	CSU Bakersfi el d	82 72	
LAST 12 Division I GAMES:																
				46	H	Wyomi ng	56 70	178	H	Utah St.	68 59					
				224	H	UNLV	43 53	234	A	Air Force	77 88					
				178	A	Utah St.	49 82	258	A	San Di ego	79 83					
				60	A	Boise St.	68 99	157	A	CSUN	40 76					
				256	H	Nevada	49 52	147	H	Santa Clara	56 62					
				137	A	Fresno St.	48 77	97	A	Nebraska	63 96					

Non-Div I Games: San Fran. St. 66 73

San Jose St.

Average RPI Win:	221	WON-LOST	WINNING	LAST 10	STRENGTH OF	OPP. STRENGTH	TEAM	ADJ.	CONF.	ADJ CONF.
Average RPI Loss:	95	RECORD	PCT. RANK	GAMES	SCHEDULE	OF SCHEDULE	RPI	RPI	RPI	RPI

DIV. I ONLY	9- 10	184	4-6	110	140	147	147	7	7
DIV. I NON-CONF.	6- 4	125	0- 0	186	246	144	144	7	7

TOTALS	RPI 1-25	RPI 26-50	W-L RECORDS	RPI 51-100	RPI 101-150	RPI 150+			
9- 10	0- 1	0- 3	OVERALL	1- 2	2- 1	6- 3			
4- 5	0- 0	0- 2	HOME	1- 1	0- 0	3- 2			
5- 5	0- 1	0- 1	AWAY	0- 1	2- 1	3- 1			
0- 0	0- 0	0- 0	NEUTRAL	0- 0	0- 0	0- 0			
6- 4	0- 0	0- 1	NON-CONFERENCE	1- 1	0- 1	5- 1			
4- 1	0- 0	0- 0	HOME	1- 0	0- 0	3- 1			
2- 3	0- 0	0- 1	AWAY	0- 1	0- 1	2- 0			
0- 0	0- 0	0- 0	NEUTRAL	0- 0	0- 0	0- 0			
3- 6	0- 1	0- 2	CONFERENCE	0- 1	2- 0	1- 2			
0- 4	0- 0	0- 2	HOME	0- 1	0- 0	0- 1			
3- 2	0- 1	0- 0	AWAY	0- 0	2- 0	1- 1			
0- 0	0- 0	0- 0	NEUTRAL	0- 0	0- 0	0- 0			

RPI	S	Opponent	Score	RPI	S	Opponent	Score	RPI	S	Opponent	Score	RPI	S	Opponent	Score	Team's RPI: 147
13	A	Gonzaga	61 78	26	H	BYU	44 54	51	A	Southern Cal i forn i a	46 77	117	A	Loyol a Marymount	83 75	
				40	A	Oregon St.	31 82	70	H	Paci fi c	70 74	137	A	Fresno St.	53 80	
				47	H	Saint Mary's (CA)	59 83	96	H	Missouri St.	77 73	150	A	Portl and	72 66	
												152	A	Pepperdi ne	48 74	
												157	H	CSUN	38 53	
												219	A	Cal St. Fullerton	64 60	
												241	H	San Diego St.	60 43	
												248	A	San Franci sco	71 66	
												256	H	Nevada	56 48	
												258	H	San Diego	49 57	
												319	A	San Jose St.	62 56	
												339	H	Grand Canyon	75 55	

LAST 12 Divi s i on I GAMES:																
				47	H	Saint Mary's (CA)	59 83	13	A	Gonzaga	61 78					
				70	H	Paci fi c	70 74	150	A	Portl and	72 66					
				117	A	Loyol a Marymount	83 75	26	H	BYU	44 54					
				152	A	Pepperdi ne	48 74	339	H	Grand Canyon	75 55					
				248	A	San Franci sco	71 66	319	A	San Jose St.	62 56					
				258	H	San Di ego	49 57	137	A	Fresno St.	53 80					

Non-Di v I Games: Sonoma St. 98 38

Santa Clara

Average RPI Win:	332	WON-LOST	WINNING	LAST 10	STRENGTH OF	OPP. STRENGTH	TEAM	ADJ.	CONF.	ADJ CONF.
Average RPI Loss:	225	RECORD	PCT. RANK	GAMES	SCHEDULE	OF SCHEDULE	RPI	RPI	RPI	RPI
DIV. I ONLY	2- 11	327	2-8	347	303	343	343	32	32	
DIV. I NON-CONF.	0- 7	336	0- 0	259	141	343	343	32	32	

TOTALS	RPI 1-25	RPI 26-50	W-L RECORDS	RPI 51-100	RPI 101-150	RPI 150+				
2- 11	0- 0	0- 2	OVERALL	0- 0	0- 0	2- 9				
0- 6	0- 0	0- 0	HOME	0- 0	0- 0	0- 6				
2- 5	0- 0	0- 2	AWAY	0- 0	0- 0	2- 3				
0- 0	0- 0	0- 0	NEUTRAL	0- 0	0- 0	0- 0				
0- 7	0- 0	0- 2	NON-CONFERENCE	0- 0	0- 0	0- 5				
0- 3	0- 0	0- 0	HOME	0- 0	0- 0	0- 3				
0- 4	0- 0	0- 2	AWAY	0- 0	0- 0	0- 2				
0- 0	0- 0	0- 0	NEUTRAL	0- 0	0- 0	0- 0				
2- 4	0- 0	0- 0	CONFERENCE	0- 0	0- 0	2- 4				
0- 3	0- 0	0- 0	HOME	0- 0	0- 0	0- 3				
2- 1	0- 0	0- 0	AWAY	0- 0	0- 0	2- 1				
0- 0	0- 0	0- 0	NEUTRAL	0- 0	0- 0	0- 0				

RPI 1-25				RPI 26-50				RPI 51-100				RPI 101+				Team's RPI: 343
RPI	S	Opponent	Score	RPI	S	Opponent	Score	RPI	S	Opponent	Score	RPI	S	Opponent	Score	
				33	A	South Dakota St.	49 97					197	A	Ole Miss	51 74	
				37	A	DePaul	61 124					225	H	Texas Southern	41 65	
												233	H	Jacksonville	58 68	
												243	A	Wichita St.	50 66	
												270	H	Norfolk St.	42 78	
												271	H	Ga. Southern	71 82	
												298	H	South Carolina St.	60 71	
												315	A	Coppin St.	76 70	
												323	A	Morgan St.	47 63	
												346	H	N.C. Central	67 71	
												349	A	Florida A&M	54 50	
LAST 12 Division I GAMES:																
				270	H	Norfolk St.	42 78					346	H	N.C. Central	67 71	
				349	A	Florida A&M	54 50					298	H	South Carolina St.	60 71	
				323	A	Morgan St.	47 63					197	A	Ole Miss	51 74	
				315	A	Coppin St.	76 70					225	H	Texas Southern	41 65	
				243	A	Wichita St.	50 66					37	A	DePaul	61 124	
				33	A	South Dakota St.	49 97					233	H	Jacksonville	58 68	

Non-Div I Games: Carver 101 49 Wesleyan (GA) 155 26

Savannah St.

Average RPI Win:	345	WON-LOST	WINNING	LAST 10	STRENGTH OF	OPP. STRENGTH	TEAM	ADJ.	CONF.	ADJ CONF.
Average RPI Loss:	189	RECORD	PCT. RANK	GAMES	SCHEDULE	OF SCHEDULE	RPI	RPI	RPI	RPI
DIV. I ONLY	1- 19	349	1-9	204	304	340	340	30	30	
DIV. I NON-CONF.	0- 13	336	0- 0	114	260	322	322	30	30	

TOTALS	RPI 1-25	RPI 26-50	W-L RECORDS	RPI 51-100	RPI 101-150	RPI 150+				
1- 19	0- 0	0- 1	OVERALL	0- 3	0- 2	1- 13				
1- 9	0- 0	0- 0	HOME	0- 0	0- 1	1- 8				
0- 9	0- 0	0- 1	AWAY	0- 2	0- 1	0- 5				
0- 1	0- 0	0- 0	NEUTRAL	0- 1	0- 0	0- 0				
0- 13	0- 0	0- 1	NON-CONFERENCE	0- 3	0- 2	0- 7				
0- 5	0- 0	0- 0	HOME	0- 0	0- 1	0- 4				
0- 7	0- 0	0- 1	AWAY	0- 2	0- 1	0- 3				
0- 1	0- 0	0- 0	NEUTRAL	0- 1	0- 0	0- 0				
1- 6	0- 0	0- 0	CONFERENCE	0- 0	0- 0	1- 6				
1- 4	0- 0	0- 0	HOME	0- 0	0- 0	1- 4				
0- 2	0- 0	0- 0	AWAY	0- 0	0- 0	0- 2				
0- 0	0- 0	0- 0	NEUTRAL	0- 0	0- 0	0- 0				

RPI	S	Opponent	Score	RPI	S	Opponent	Score	RPI	S	Opponent	Score	RPI	S	Opponent	Score	Team's RPI: 340
27	A	Utah	62 89	65	N	Arizona	54 84	119	H	Washington	58 69	139	A	Portland St.	43 68	
				70	A	Paci fi c	61 75	151	A	UC Irvi ne	60 65	152	H	Pepperdi ne	64 78	
				72	A	UC Davi s	59 76	170	A	New Mexico St.	55 75	195	H	UMKC	62 86	
								219	H	Cal St. Fullerton	54 57	244	H	Northern Ari z.	58 65	
								256	A	Nevada	54 67	257	A	UTRGV	56 69	
								259	H	Utah Valley	55 58	261	A	Hawai i	51 67	
								283	H	CSU Bakersfi eld	60 70	317	H	Cal Poly	50 60	
								339	H	Grand Canyon	73 74	345	H	Chi cago St.	90 54	

LAST 12 Divi sion I GAMES:																
257	A	UTRGV	56 69	195	H	UMKC	62 86									
170	A	New Mexico St.	55 75	345	H	Chi cago St.	90 54									
259	H	Utah Valley	55 58	256	A	Nevada	54 67									
339	H	Grand Canyon	73 74	317	H	Cal Poly	50 60									
283	H	CSU Bakersfi eld	60 70	72	A	UC Davi s	59 76									
151	A	UC Irvi ne	60 65	70	A	Paci fi c	61 75									

Non-Div I Games:

Seattle U

Average RPI Win:	199	WON-LOST	WINNING	LAST 10	STRENGTH OF	OPP. STRENGTH	TEAM	ADJ.	CONF.	ADJ CONF.
Average RPI Loss:	52	RECORD	PCT. RANK	GAMES	SCHEDULE	OF SCHEDULE	RPI	RPI	RPI	RPI
DIV. I ONLY	13- 7	88	6-4	126	63	89	89	6	6	
DIV. I NON-CONF.	8- 3	72	0- 0	281	150	131	131	4	4	

TOTALS	RPI 1-25	RPI 26-50	W-L RECORDS	RPI 51-100	RPI 101-150	RPI 150+				
13- 7	0- 2	1- 4	OVERALL	4- 0	1- 0	7- 1				
10- 1	0- 0	0- 1	HOME	3- 0	1- 0	6- 0				
2- 5	0- 2	1- 2	AWAY	1- 0	0- 0	0- 1				
1- 1	0- 0	0- 1	NEUTRAL	0- 0	0- 0	1- 0				
8- 3	0- 1	0- 2	NON-CONFERENCE	1- 0	0- 0	7- 0				
6- 0	0- 0	0- 0	HOME	0- 0	0- 0	6- 0				
1- 2	0- 1	0- 1	AWAY	1- 0	0- 0	0- 0				
1- 1	0- 0	0- 1	NEUTRAL	0- 0	0- 0	1- 0				
5- 4	0- 1	1- 2	CONFERENCE	3- 0	1- 0	0- 1				
4- 1	0- 0	0- 1	HOME	3- 0	1- 0	0- 0				
1- 3	0- 1	1- 1	AWAY	0- 0	0- 0	0- 1				
0- 0	0- 0	0- 0	NEUTRAL	0- 0	0- 0	0- 0				

RPI 1-25				RPI 26-50				RPI 51-100				RPI 101+			
RPI	S	Opponent	Score	RPI	S	Opponent	Score	RPI	S	Opponent	Score	RPI	S	Opponent	Score
7	A	UConn	61 99	37	A	DePaul	84 73	85	H	Creighton	82 75	123	H	St. John's (NY)	77 67
11	A	Marquette	60 96	38	N	Georgia Tech	73 84	86	A	Princeton	70 66	183	A	Xavier	62 63
				41	A	UCLA	62 78	87	H	Providence	79 73	263	H	UTSA	84 53
				42	A	Butler	59 62	98	H	Georgetown	76 63	276	H	St. Francis Brooklyn	100 77
				43	H	Villanova	66 70					291	H	Kennesaw St.	102 80
												294	H	UMass Lowell	90 57
												309	H	Saint Peter's	90 47
												313	N	UNC Greensboro	71 64
												325	H	Wagner	95 40
LAST 12 Division I GAMES:															
37	A	DePaul	84 73	98	H	Georgetown	76 63								
11	A	Marquette	60 96	43	H	Villanova	66 70								
87	H	Providence	79 73	123	H	St. John's (NY)	77 67								
85	H	Creighton	82 75	313	N	UNC Greensboro	71 64								
183	A	Xavier	62 63	38	N	Georgia Tech	73 84								
42	A	Butler	59 62	7	A	UConn	61 99								

Non-Div I Games:

Seton Hall

S
i
e
n
a

Siena				Through Games Of Jan. 30, 2019							
Average RPI	Win:	278	WON-LOST	WINNING	LAST 10	STRENGTH OF	OPP. STRENGTH	TEAM	ADJ.	CONF.	ADJ CONF.
Average RPI	Loss:	176	RECORD	PCT. RANK	GAMES	SCHEDULE	OF SCHEDULE	RPI	RPI	RPI	RPI
DIV. I ONLY			9- 11	196	5-5	286	282	265	265	27	27
DIV. I NON-CONF.			4- 7	228	1- 0	238	266	274	274	28	28

TOTALS		RPI 1-25	RPI 26-50		W-L RECORDS		RPI 51-100		RPI 101-150		RPI 150+
9- 11		0- 0	0- 0		OVERALL		0- 3		0- 1		9- 7
5- 5		0- 0	0- 0		HOME		0- 2		0- 0		5- 3
3- 5		0- 0	0- 0		AWAY		0- 1		0- 0		3- 4
1- 1		0- 0	0- 0		NEUTRAL		0- 0		0- 1		1- 0
4- 7		0- 0	0- 0		NON-CONFERENCE		0- 2		0- 1		4- 4
2- 4		0- 0	0- 0		HOME		0- 2		0- 0		2- 2
1- 2		0- 0	0- 0		AWAY		0- 0		0- 0		1- 2
1- 1		0- 0	0- 0		NEUTRAL		0- 0		0- 1		1- 0
5- 4		0- 0	0- 0		CONFERENCE		0- 1		0- 0		5- 3
3- 1		0- 0	0- 0		HOME		0- 0		0- 0		3- 1
2- 3		0- 0	0- 0		AWAY		0- 1		0- 0		2- 2
0- 0		0- 0	0- 0		NEUTRAL		0- 0		0- 0		0- 0

S
i
e
n
a

RPI 1-25				RPI 26-50				RPI 51-100				RPI 101+ Team's RPI: 265			
RPI	S	Opponent	Score	RPI	S	Opponent	Score	RPI	S	Opponent	Score	RPI	S	Opponent	Score
								61	H	Harvard	54 73	109	N	Drexel	39 51
								66	A	Qui nni pi ac	31 68	165	A	Marist	59 88
								92	H	Penn	51 58	199	H	Massachusetts	64 59
												203	H	Ri der	52 55
												209	A	St. Bonaventure	58 74
												216	H	Col gate	55 53
												227	A	Sacred Heart	50 72
												228	H	Hofstra	50 57
												240	A	Howard	86 81
												250	A	Monmouth	77 68
												282	H	Fla. Atlantic	66 70
												295	A	Fair field	55 59
												309	A	Saint Peter's	84 57
												309	H	Saint Peter's	50 46
												325	N	Wagner	74 71
												326	H	Iona	59 47
												330	H	Manhattan	62 56

LAST 12 Division I GAMES:															
309	H	Saint Peter's	50 46	325	N	Wagner	74 71								
66	A	Qui nni pi ac	31 68	295	A	Fai rfi el d	55 59								
250	A	Monmouth	77 68	326	H	Iona	59 47								
165	A	Marist	59 88	309	A	Saint Peter's	84 57								
203	H	Ri der	52 55	228	H	Hofstra	50 57								
330	H	Manhattan	62 56	199	H	Massachusetts	64 59								

Non-Div I Games:

Siena

Average RPI Win:	229	WON-LOST	WINNING	LAST 10	STRENGTH OF	OPP. STRENGTH	TEAM	ADJ.	CONF.	ADJ CONF.
Average RPI Loss:	132	RECORD	PCT. RANK	GAMES	SCHEDULE	OF SCHEDULE	RPI	RPI	RPI	RPI

DIV. I ONLY	14- 3	24	7-3	331	113	133	133	13	13
DIV. I NON-CONF.	9- 0	1	1- 0	344	93	85	85	15	15

TOTALS	RPI 1-25	RPI 26-50	W-L RECORDS	RPI 51-100	RPI 101-150	RPI 150+			
14- 3	0- 0	0- 0	OVERALL	0- 1	1- 1	13- 1			
5- 2	0- 0	0- 0	HOME	0- 1	0- 0	5- 1			
8- 1	0- 0	0- 0	AWAY	0- 0	1- 1	7- 0			
1- 0	0- 0	0- 0	NEUTRAL	0- 0	0- 0	1- 0			
9- 0	0- 0	0- 0	NON-CONFERENCE	0- 0	1- 0	8- 0			
3- 0	0- 0	0- 0	HOME	0- 0	0- 0	3- 0			
5- 0	0- 0	0- 0	AWAY	0- 0	1- 0	4- 0			
1- 0	0- 0	0- 0	NEUTRAL	0- 0	0- 0	1- 0			
5- 3	0- 0	0- 0	CONFERENCE	0- 1	0- 1	5- 1			
2- 2	0- 0	0- 0	HOME	0- 1	0- 0	2- 1			
3- 1	0- 0	0- 0	AWAY	0- 0	0- 1	3- 0			
0- 0	0- 0	0- 0	NEUTRAL	0- 0	0- 0	0- 0			

RPI 1-25	RPI 26-50	RPI 51-100	RPI 101+	Team's RPI: 133
RPI S Opponent Score	RPI S Opponent Score	RPI S Opponent Score	RPI S Opponent Score	
		80 H Little Rock 42 65	101 A Alabama 72 67	
			128 A Appal achian St. 63 71	
			158 A Georgi a St. 68 59	
			170 N New Mexico St. 68 67	
			177 H Southern Miss. 77 68	
			182 A Southern U. 53 49	
			187 H Arkansas St. 64 77	
			206 A Coastal Caro. 88 78	
			239 H Alabama St. 77 65	
			252 H ETSU 81 74	
			254 H Loui si ana 83 60	
			271 A Ga. Southern 69 53	
			290 A Tennessee St. 78 56	
			292 A Central Ark. 58 50	
			297 H La. -Monroe 77 49	
			320 A FIU 84 77	
LAST 12 Division I GAMES:				
254 H Loui si ana 83 60	320 A FIU 84 77			
271 A Ga. Southern 69 53	297 H La. -Monroe 77 49			
158 A Georgi a St. 68 59	128 A Appal achian St. 63 71			
80 H Little Rock 42 65	170 N New Mexico St. 68 67			
187 H Arkansas St. 64 77	239 H Alabama St. 77 65			
206 A Coastal Caro. 88 78	101 A Alabama 72 67			

Non-Div I Games: Faulkner 97 40 Spring Hill 75 57

South Alabama

Average RPI Win:	131	WON-LOST	WINNING	LAST 10	STRENGTH OF	OPP. STRENGTH	TEAM	ADJ.	CONF.	ADJ CONF.
Average RPI Loss:	17	RECORD	PCT. RANK	GAMES	SCHEDULE	OF SCHEDULE	RPI	RPI	RPI	RPI
DIV. I ONLY	14- 5	57	9-1	20	9	20	20	5	5	
DIV. I NON-CONF.	8- 4	91	0- 1	23	19	42	42	6	6	

TOTALS	RPI 1-25	RPI 26-50	W-L RECORDS	RPI 51-100	RPI 101-150	RPI 150+				
14- 5	1- 4	3- 1	OVERALL	1- 0	3- 0	6- 0				
9- 2	0- 2	2- 0	HOME	0- 0	3- 0	4- 0				
4- 1	1- 1	1- 0	AWAY	1- 0	0- 0	1- 0				
1- 2	0- 1	0- 1	NEUTRAL	0- 0	0- 0	1- 0				
8- 4	0- 3	2- 1	NON-CONFERENCE	0- 0	2- 0	4- 0				
5- 2	0- 2	1- 0	HOME	0- 0	2- 0	2- 0				
2- 0	0- 0	1- 0	AWAY	0- 0	0- 0	1- 0				
1- 2	0- 1	0- 1	NEUTRAL	0- 0	0- 0	1- 0				
6- 1	1- 1	1- 0	CONFERENCE	1- 0	1- 0	2- 0				
4- 0	0- 0	1- 0	HOME	0- 0	1- 0	2- 0				
2- 1	1- 1	0- 0	AWAY	1- 0	0- 0	0- 0				
0- 0	0- 0	0- 0	NEUTRAL	0- 0	0- 0	0- 0				

RPI	S	Opponent	Score	RPI	S	Opponent	Score	RPI	S	Opponent	Score	RPI	S	Opponent	Score
2	H	Baylor	69 94	29	A	Purdue	82 73	58	A	LSU	76 53	101	H	Alabama	62 59
10	A	Mississippi St.	74 89	36	H	Missouri	79 65					115	H	Dayton	65 55
15	N	Drake	85 90	39	H	Clemson	69 57					128	H	Appalachian St.	80 50
18	H	Maryland	61 85	40	N	Oregon St.	68 70					168	H	Vanderbilt	80 69
19	A	Texas A&M	60 57									201	H	Temple	88 60

LAST 12 Division I GAMES:															
168	H	Vanderbilt	80 69	15	N	Drake	85 90					212	H	Florida	71 40
36	H	Missouri	79 65	40	N	Oregon St.	68 70					237	H	Furman	66 53
10	A	Mississippi St.	74 89	19	A	Texas A&M	60 57					201	H	Temple	88 60
58	A	LSU	76 53	237	H	Furman	66 53					239	A	Alabama St.	94 38
212	H	Florida	71 40	201	H	Temple	88 60					252	N	ETSU	101 55
101	H	Alabama	62 59	29	A	Purdue	82 73								

Non-Div I Games:

South Carolina

Average RPI Win: 307		WON-LOST RECORD		WINNING PCT. RANK		LAST 10 GAMES		STRENGTH OF SCHEDULE		OPP. STRENGTH OF SCHEDULE		TEAM RPI		ADJ. RPI		CONF. RPI		ADJ. CONF. RPI	
Loss: 216																			
DIV. I ONLY		8- 10		206		5-5		348		330		298		298		32		32	
DIV. I NON-CONF.		5- 7		206		1- 0		339		293		299		299		32		32	
TOTALS		RPI 1-25		RPI 26-50		W-L RECORDS		RPI 51-100		RPI 101-150		RPI 150+							
8- 10		0- 0		0- 0		OVERALL		0- 1		0- 2		8- 7							
4- 3		0- 0		0- 0		HOME		0- 0		0- 0		4- 3							
4- 5		0- 0		0- 0		AWAY		0- 1		0- 1		4- 3							
0- 2		0- 0		0- 0		NEUTRAL		0- 0		0- 1		0- 1							
5- 7		0- 0		0- 0		NON-CONFERENCE		0- 1		0- 2		5- 4							
3- 1		0- 0		0- 0		HOME		0- 0		0- 0		3- 1							
2- 4		0- 0		0- 0		AWAY		0- 1		0- 1		2- 2							
0- 2		0- 0		0- 0		NEUTRAL		0- 0		0- 1		0- 1							
3- 3		0- 0		0- 0		CONFERENCE		0- 0		0- 0		3- 3							
1- 2		0- 0		0- 0		HOME		0- 0		0- 0		1- 2							
2- 1		0- 0		0- 0		AWAY		0- 0		0- 0		2- 1							
0- 0		0- 0		0- 0		NEUTRAL		0- 0		0- 0		0- 0							

RPI 1-25				RPI 26-50				RPI 51-100				RPI 101+				Team's RPI: 298	
RPI	S	Opponent	Score	RPI	S	Opponent	Score	RPI	S	Opponent	Score	RPI	S	Opponent	Score		
								65	A	Ari zona	32	73	103	N	Wake Forest	44	58
												124	A	Radford	31	61	
												206	A	Coastal Caro.	44	57	
												224	H	UNLV	58	49	
												240	H	Howard	72	63	
												242	N	East Carolina	63	71	
												262	H	N. C. A&T	44	58	
												270	H	Norfol k St.	50	57	
												273	H	Winthrop	50	58	
												293	A	Col . of Charleston	51	75	
												315	A	Coppin St.	75	59	
												323	A	Morgan St.	51	62	
												328	A	Presbyteri an	57	48	
												331	A	Western Caro.	54	39	
												336	H	Charleston So.	67	58	
												341	H	USC Upstate	71	66	
												343	A	Savannah St.	71	60	
LAST 12 Division I GAMES:																	
				270	H	Norfol k St.	50	57	224	H	UNLV	58	49				
				240	H	Howard	72	63	343	A	Savannah St.	71	60				
				315	A	Coppin St.	75	59	242	N	East Carolina	63	71				
				323	A	Morgan St.	51	62	103	N	Wake Forest	44	58				
				262	H	N. C. A&T	44	58	273	H	Winthrop	50	58				
				331	A	Western Caro.	54	39	341	H	USC Upstate	71	66				

Non-Div I Games:	Voorhees	88	61	UNKNOWN	67	51
------------------	----------	----	----	---------	----	----

South Carolina St.

■ Loss, ■ Non-Conf, S Site, H Home A Away N Neutral

Average RPI Win:	171	WON-LOST	WINNING	LAST 10	STRENGTH OF	OPP. STRENGTH	TEAM	ADJ.	CONF.	ADJ CONF.
Average RPI Loss:	71	RECORD	PCT. RANK	GAMES	SCHEDULE	OF SCHEDULE	RPI	RPI	RPI	RPI
DIV. I ONLY	17- 3	15	8-2	136	92	32	32	18	18	
DIV. I NON-CONF.	10- 2	37	0- 0	45	14	14	14	17	17	

TOTALS	RPI 1-25	RPI 26-50	W-L RECORDS	RPI 51-100	RPI 101-150	RPI 150+				
17- 3	1- 1	2- 1	OVERALL	3- 0	2- 0	9- 1				
6- 0	1- 0	1- 0	HOME	1- 0	0- 0	3- 0				
8- 2	0- 1	1- 0	AWAY	2- 0	1- 0	4- 1				
3- 1	0- 0	0- 1	NEUTRAL	0- 0	1- 0	2- 0				
10- 2	1- 1	1- 1	NON-CONFERENCE	3- 0	2- 0	3- 0				
3- 0	1- 0	0- 0	HOME	1- 0	0- 0	1- 0				
4- 1	0- 1	1- 0	AWAY	2- 0	1- 0	0- 0				
3- 1	0- 0	0- 1	NEUTRAL	0- 0	1- 0	2- 0				
7- 1	0- 0	1- 0	CONFERENCE	0- 0	0- 0	6- 1				
3- 0	0- 0	1- 0	HOME	0- 0	0- 0	2- 0				
4- 1	0- 0	0- 0	AWAY	0- 0	0- 0	4- 1				
0- 0	0- 0	0- 0	NEUTRAL	0- 0	0- 0	0- 0				

RPI 1-25				RPI 26-50				RPI 51-100				RPI 101+			
RPI	S	Opponent	Score	RPI	S	Opponent	Score	RPI	S	Opponent	Score	RPI	S	Opponent	Score
12	H	Iowa St.	64 59	33	H	South Dakota St.	105 98	76	H	Green Bay	55 49	117	N	Loyol a Marymount	67 40
15	A	Drake	64 76	35	N	Indiana	60 68	85	A	Creighton	77 65	141	A	Montana	64 41
				36	A	Missouri	74 61	96	A	Missouri St.	85 74	163	A	Denver	99 104
												175	A	Oral Roberts	76 72
												176	N	Grambling	67 53
												217	A	North Dakota	80 50
												235	H	Western Ill.	92 49
												243	N	Wichi ta St.	73 64
												305	A	North Dakota St.	67 41
												311	A	Omaha	80 49
												321	H	Incarnate Word	96 43
												335	H	Purdue Fort Wayne	69 51
LAST 12 Division I GAMES:															
311	A	Omaha	80 49	235	H	Western Ill.	92 49								
175	A	Oral Roberts	76 72	217	A	North Dakota	80 50								
335	H	Purdue Fort Wayne	69 51	35	N	Indiana	60 68								
33	H	South Dakota St.	105 98	117	N	Loyol a Marymount	67 40								
163	A	Denver	99 104	176	N	Grambling	67 53								
305	A	North Dakota St.	67 41	36	A	Missouri	74 61								

Non-Div I Games: Bellevue 79 40 St. Mary (NE) 112 52

South Dakota

Average RPI Win:	176	WON-LOST	WINNING	LAST 10	STRENGTH OF	OPP. STRENGTH	TEAM	ADJ.	CONF.	ADJ CONF.
Average RPI Loss:	21	RECORD	PCT. RANK	GAMES	SCHEDULE	OF SCHEDULE	RPI	RPI	RPI	RPI

DIV. I ONLY	15- 6	66	8-2	47	84	33	33	18	18
DIV. I NON-CONF.	8- 5	120	0- 0	8	7	16	16	17	17
TOTALS	RPI 1-25	RPI 26-50	W-L RECORDS	RPI 51-100	RPI 101-150	RPI 150+			
15- 6	2- 3	0- 3	OVERALL	3- 0	2- 0	8- 0			
9- 1	1- 1	0- 0	HOME	3- 0	0- 0	5- 0			
6- 3	1- 1	0- 2	AWAY	0- 0	2- 0	3- 0			
0- 2	0- 1	0- 1	NEUTRAL	0- 0	0- 0	0- 0			
8- 5	2- 3	0- 2	NON-CONFERENCE	3- 0	2- 0	1- 0			
5- 1	1- 1	0- 0	HOME	3- 0	0- 0	1- 0			
3- 2	1- 1	0- 1	AWAY	0- 0	2- 0	0- 0			
0- 2	0- 1	0- 1	NEUTRAL	0- 0	0- 0	0- 0			
7- 1	0- 0	0- 1	CONFERENCE	0- 0	0- 0	7- 0			
4- 0	0- 0	0- 0	HOME	0- 0	0- 0	4- 0			
3- 1	0- 0	0- 1	AWAY	0- 0	0- 0	3- 0			
0- 0	0- 0	0- 0	NEUTRAL	0- 0	0- 0	0- 0			

RPI 1-25	RPI 26-50	Team's RPI: 33	RPI 51-100	RPI 101+
RPI S Opponent Score	RPI S Opponent Score		RPI S Opponent Score	RPI S Opponent Score
2 N Baylor 66 72	30 N Buffalo 55 61		76 H Green Bay 77 47	121 A Chattanooga 71 54
5 H Oregon 79 87	32 A South Dakota 98 105		85 H Creighton 74 48	143 A Montana St. 88 67
11 A Marquette 52 91	46 A Wyoming 70 77		88 H FGCU 80 62	163 H Denver 76 59
15 H Drake 80 71				175 H Oral Roberts 68 55
25 A Central Mich. 80 71				217 A North Dakota 66 48
				235 A Western Ill. 93 84
				305 H North Dakota St. 86 33
				311 H Omaha 81 47
				335 A Purdue Fort Wayne 85 52
				343 H Savannah St. 97 49
LAST 12 Division I GAMES:				
217 A North Dakota 66 48	311 H Omaha 81 47			
175 H Oral Roberts 68 55	305 H North Dakota St. 86 33			
163 H Denver 76 59	46 A Wyoming 70 77			
32 A South Dakota 98 105	143 A Montana St. 88 67			
335 A Purdue Fort Wayne 85 52	343 H Savannah St. 97 49			
235 A Western Ill. 93 84	5 H Oregon 79 87			

Non-Div I Games:

South Dakota St.

Average RPI Win:	187	WON-LOST	WINNING	LAST 10	STRENGTH OF	OPP. STRENGTH	TEAM	ADJ.	CONF.	ADJ CONF.
Average RPI Loss:	83	RECORD	PCT. RANK	GAMES	SCHEDULE	OF SCHEDULE	RPI	RPI	RPI	RPI

DIV. I ONLY	11- 10	160	2-8	142	43	159	159	9	9
DIV. I NON-CONF.	9- 5	105	0- 0	237	17	149	149	9	9

TOTALS	RPI 1-25	RPI 26-50	W-L RECORDS	RPI 51-100	RPI 101-150	RPI 150+			
11- 10	0- 3	1- 1	OVERALL	1- 3	2- 1	7- 2			
8- 3	0- 1	0- 0	HOME	0- 1	2- 0	6- 1			
2- 3	0- 1	0- 0	AWAY	1- 1	0- 0	1- 1			
1- 4	0- 1	1- 1	NEUTRAL	0- 1	0- 1	0- 0			
9- 5	0- 1	1- 1	NON-CONFERENCE	1- 2	1- 1	6- 0			
7- 0	0- 0	0- 0	HOME	0- 0	1- 0	6- 0			
1- 1	0- 0	0- 0	AWAY	1- 1	0- 0	0- 0			
1- 4	0- 1	1- 1	NEUTRAL	0- 1	0- 1	0- 0			
2- 5	0- 2	0- 0	CONFERENCE	0- 1	1- 0	1- 2			
1- 3	0- 1	0- 0	HOME	0- 1	1- 0	0- 1			
1- 2	0- 1	0- 0	AWAY	0- 0	0- 0	1- 1			
0- 0	0- 0	0- 0	NEUTRAL	0- 0	0- 0	0- 0			

RPI S Opponent Score	RPI S Opponent Score	RPI S Opponent Score	RPI S Opponent Score
7 A UConn 46 63	34 N North Carolina 69 71	58 A LSU 49 78	102 N Virginia 67 74
16 H UCF 49 62	41 N UCLA 60 56	82 H Cincinnati 56 57	112 H Tulane 73 46
23 N Kentucky 63 85		85 N Creighton 76 83	140 H Oklahoma 87 70
		94 A Ohio St. 71 47	172 H George Washington 63 30
			176 H Grambling 67 50
			198 A SMU 44 46
			201 A Temple 63 53
			221 H Memphis 40 47
			260 H Albany (NY) 74 37
			264 H Bethune-Cookman 88 39
			274 H Vermont 102 55
			327 H New Hampshire 79 36
LAST 12 Division I GAMES:			
221 H Memphis 40 47	82 H Cincinnati 56 57	198 A SMU 44 46	
112 H Tulane 73 46	102 N Virginia 67 74	85 N Creighton 76 83	
7 A UConn 46 63	274 H Vermont 102 55	176 H Grambling 67 50	
16 H UCF 49 62			
201 A Temple 63 53			
58 A LSU 49 78			

Non-Div I Games:

South Fla.

Average RPI		Win: 273	WON-LOST RECORD	WINNING PCT. RANK	LAST 10 GAMES	STRENGTH OF SCHEDULE	OPP. STRENGTH OF SCHEDULE	TEAM RPI	ADJ. RPI	CONF. RPI	ADJ. CONF. RPI
Loss: 158											
DIV. I ONLY		8- 9	190	6-4	229	291	207	207	21	21	
DIV. I NON-CONF.		3- 6	241	0- 0	156	268	206	206	20	20	
TOTALS		RPI 1-25	RPI 26-50	W-L RECORDS		RPI 51-100	RPI 101-150	RPI 150+			
8- 9	0- 1		0- 0	OVERALL		0- 0	0- 4	8- 4			
4- 3	0- 0		0- 0	HOME		0- 0	0- 1	4- 2			
4- 5	0- 1		0- 0	AWAY		0- 0	0- 2	4- 2			
0- 1	0- 0		0- 0	NEUTRAL		0- 0	0- 1	0- 0			
3- 6	0- 1		0- 0	NON-CONFERENCE		0- 0	0- 2	3- 3			
1- 1	0- 0		0- 0	HOME		0- 0	0- 0	1- 1			
2- 4	0- 1		0- 0	AWAY		0- 0	0- 1	2- 2			
0- 1	0- 0		0- 0	NEUTRAL		0- 0	0- 1	0- 0			
5- 3	0- 0		0- 0	CONFERENCE		0- 0	0- 2	5- 1			
3- 2	0- 0		0- 0	HOME		0- 0	0- 1	3- 1			
2- 1	0- 0		0- 0	AWAY		0- 0	0- 1	2- 0			
0- 0	0- 0		0- 0	NEUTRAL		0- 0	0- 0	0- 0			

[illegible]

Non-Div I Games:	Ill.-Springfield	82	46	Harris-Stowe	80	65
------------------	------------------	----	----	--------------	----	----

Southeast Mo. St.

■ Loss, ■ Non-Conf, S Site, H Home A Away N Neutral

Average RPI Win:	278	WON-LOST	WINNING	LAST 10	STRENGTH OF	OPP. STRENGTH	TEAM	ADJ.	CONF.	ADJ CONF.
Average RPI Loss:	178	RECORD	PCT. RANK	GAMES	SCHEDULE	OF SCHEDULE	RPI	RPI	RPI	RPI
DIV. I ONLY	7- 10	224	3-7	315	284	267	267	26	26	
DIV. I NON-CONF.	4- 5	190	0- 0	309	250	228	228	23	23	

TOTALS	RPI 1-25	RPI 26-50	W-L RECORDS	RPI 51-100	RPI 101-150	RPI 150+				
7- 10	0- 0	0- 0	OVERALL	0- 3	0- 2	7- 5				
4- 2	0- 0	0- 0	HOME	0- 1	0- 0	4- 1				
3- 8	0- 0	0- 0	AWAY	0- 2	0- 2	3- 4				
0- 0	0- 0	0- 0	NEUTRAL	0- 0	0- 0	0- 0				
4- 5	0- 0	0- 0	NON-CONFERENCE	0- 1	0- 2	4- 2				
1- 1	0- 0	0- 0	HOME	0- 0	0- 0	1- 1				
3- 4	0- 0	0- 0	AWAY	0- 1	0- 2	3- 1				
0- 0	0- 0	0- 0	NEUTRAL	0- 0	0- 0	0- 0				
3- 5	0- 0	0- 0	CONFERENCE	0- 2	0- 0	3- 3				
3- 1	0- 0	0- 0	HOME	0- 1	0- 0	3- 0				
0- 4	0- 0	0- 0	AWAY	0- 1	0- 0	0- 3				
0- 0	0- 0	0- 0	NEUTRAL	0- 0	0- 0	0- 0				

RPI 1-25				RPI 26-50				RPI 51-100				RPI 101+				Team's RPI: 267	
RPI	S	Opponent	Score	RPI	S	Opponent	Score	RPI	S	Opponent	Score	RPI	S	Opponent	Score		
								58	A	LSU	52	72	101	A	Al abama	40	88
								68	A	Lamar Uni versi ty	54	94	144	A	Loui si ana Tech	53	72
								69	H	SFA	51	62	160	H	Abi lene Chri sti an	74	71
													177	H	Southern Mi ss.	52	59
													198	A	SMU	63	62
													210	A	Sam Houston St.	63	94
													292	H	Central Ark.	62	53
													297	H	La. -Monroe	49	42
													299	A	Al abama A&M	48	51
													310	A	Jackson St.	50	45
													322	A	McNeese	56	62
													329	A	Northwestern St.	47	58
													337	H	Houston Baptist	73	65
													350	A	Al corn	77	59
LAST 12 Di vi si on I GAMES:																	
337	H	Houston Baptist	73	65	210	A	Sam Houston St.	63	94								
322	A	McNeese	56	62	329	A	Northwestern St.	47	58								
68	A	Lamar Uni versi ty	54	94	58	A	LSU	52	72								
160	H	Abi lene Chri sti an	74	71	177	H	Southern Mi ss.	52	59								
292	H	Central Ark.	62	53	297	H	La. -Monroe	49	42								
69	H	SFA	51	62	299	A	Al abama A&M	48	51								

Non-Di v I Games: Mobile 70 57 Xavier (LA) 47 59

Southeastern La.

Average RPI Win:	224	WON-LOST	WINNING	LAST 10	STRENGTH OF	OPP. STRENGTH	TEAM	ADJ.	CONF.	ADJ CONF.
Average RPI Loss:	134	RECORD	PCT. RANK	GAMES	SCHEDULE	OF SCHEDULE	RPI	RPI	RPI	RPI
DIV. I ONLY	10- 8	133	6-4	165	223	161	161	12	12	
DIV. I NON-CONF.	7- 4	109	0- 0	125	183	88	88	14	14	

TOTALS	RPI 1-25	RPI 26-50	W-L RECORDS	RPI 51-100	RPI 101-150	RPI 150+				
10- 8	0- 1	0- 0	OVERALL	0- 1	3- 3	7- 3				
8- 1	0- 0	0- 0	HOME	0- 0	2- 0	6- 1				
1- 6	0- 0	0- 0	AWAY	0- 1	0- 3	1- 2				
1- 1	0- 1	0- 0	NEUTRAL	0- 0	1- 0	0- 0				
7- 4	0- 1	0- 0	NON-CONFERENCE	0- 0	3- 2	4- 1				
5- 0	0- 0	0- 0	HOME	0- 0	2- 0	3- 0				
1- 3	0- 0	0- 0	AWAY	0- 0	0- 2	1- 1				
1- 1	0- 1	0- 0	NEUTRAL	0- 0	1- 0	0- 0				
3- 4	0- 0	0- 0	CONFERENCE	0- 1	0- 1	3- 2				
3- 1	0- 0	0- 0	HOME	0- 0	0- 0	3- 1				
0- 3	0- 0	0- 0	AWAY	0- 1	0- 1	0- 1				
0- 0	0- 0	0- 0	NEUTRAL	0- 0	0- 0	0- 0				

RPI 1-25				RPI 26-50				RPI 51-100				RPI 101+ Team's RPI: 161			
RPI	S	Opponent	Score	RPI	S	Opponent	Score	RPI	S	Opponent	Score	RPI	S	Opponent	Score
17	N	Ari zona St.	38 82					96	A	Missouri St.	51 66	110	N	Hartford	72 50
												111	H	Northern Ill.	82 73
												118	A	Western Ky.	76 83
												125	H	IUPUI	78 73
												132	A	UT Martin	94 95
												149	A	Bradley	53 58
												169	H	Indiana St.	58 61
												191	A	Illinois St.	52 60
												200	A	Saint Louis	58 62
												207	H	Southeast Mo. St.	60 40
												222	H	Loyol a Chi cago	74 63
												253	H	Marshall I	58 49
												268	H	Eastern Ill.	73 59
												302	H	Val parai so	87 65
												307	A	Murray St.	65 59
												338	H	Evansville	67 47

LAST 12 Division I GAMES:															
149	A	Bradley	53 58	222	H	Loyol a Chi cago	74 63								
191	A	Illinois St.	52 60	302	H	Val parai so	87 65								
96	A	Missouri St.	51 66	307	A	Murray St.	65 59								
169	H	Indiana St.	58 61	268	H	Eastern Ill.	73 59								
338	H	Evansville	67 47	111	H	Northern Ill.	82 73								
125	H	IUPUI	78 73	200	A	Saint Louis	58 62								

Non-Div I Games:

Southern Ill.

Average RPI Win:	246	WON-LOST	WINNING	LAST 10	STRENGTH OF	OPP. STRENGTH	TEAM	ADJ.	CONF.	ADJ CONF.
Average RPI Loss:	108	RECORD	PCT. RANK	GAMES	SCHEDULE	OF SCHEDULE	RPI	RPI	RPI	RPI
DIV. I ONLY	9- 10	184	4-6	92	280	177	177	16	16	
DIV. I NON-CONF.	6- 5	143	0- 0	250	314	234	234	18	18	

TOTALS	RPI 1-25	RPI 26-50	W-L RECORDS	RPI 51-100	RPI 101-150	RPI 150+				
9- 10	0- 1	0- 0	OVERALL	0- 4	1- 3	8- 2				
6- 6	0- 1	0- 0	HOME	0- 3	0- 0	6- 2				
3- 4	0- 0	0- 0	AWAY	0- 1	1- 3	2- 0				
0- 0	0- 0	0- 0	NEUTRAL	0- 0	0- 0	0- 0				
6- 5	0- 1	0- 0	NON-CONFERENCE	0- 1	0- 2	6- 1				
5- 3	0- 1	0- 0	HOME	0- 1	0- 0	5- 1				
1- 2	0- 0	0- 0	AWAY	0- 0	0- 2	1- 0				
0- 0	0- 0	0- 0	NEUTRAL	0- 0	0- 0	0- 0				
3- 5	0- 0	0- 0	CONFERENCE	0- 3	1- 1	2- 1				
1- 3	0- 0	0- 0	HOME	0- 2	0- 0	1- 1				
2- 2	0- 0	0- 0	AWAY	0- 1	1- 1	1- 0				
0- 0	0- 0	0- 0	NEUTRAL	0- 0	0- 0	0- 0				

RPI 1-25				RPI 26-50				RPI 51-100				RPI 101+				Team's RPI: 177
RPI	S	Opponent	Score	RPI	S	Opponent	Score	RPI	S	Opponent	Score	RPI	S	Opponent	Score	
10	H	Mississippi St.	42 86					54	H	Rice	47 58	112	A	Tulane	54 71	
								64	H	Old Dominion	50 53	118	A	Western Ky.	69 56	
								73	A	Middle Tenn.	49 66	133	A	South Alabama	68 77	
								91	H	Houston	44 61	145	A	UAB	60 71	
												145	H	Charlotte	65 54	
												176	H	Grambling	68 47	
												184	H	North Texas	48 62	
												210	H	Sam Houston St.	61 65	
												245	H	Samford	76 40	
												253	A	Marshall	64 52	
												267	A	Southeastern La.	59 52	
												316	H	Mississippi Val.	67 60	
												329	H	Northwestern St.	69 54	
												350	H	Alcorn	66 47	
LAST 12 Division I GAMES:																
				64	H	Old Dominion	50 53	253	A	Marshall	64 52					
				164	H	Charlotte	65 54	118	A	Western Ky.	69 56					
				145	A	UAB	60 71	91	H	Houston	44 61					
				73	A	Middle Tenn.	49 66	267	A	Southeastern La.	59 52					
				184	H	North Texas	48 62	10	H	Mississippi St.	42 86					
				54	H	Rice	47 58	350	H	Alcorn	66 47					

Non-Div I Games: William Carey 74 48 Blue Mountain (MS) 84 38

Southern Miss.

Average RPI	Win: 278	WON-LOST	WINNING	LAST 10	STRENGTH OF	OPP. STRENGTH	TEAM	ADJ.	CONF.	ADJ CONF.
Average RPI	Loss: 100	RECORD	PCT. RANK	GAMES	SCHEDULE	OF SCHEDULE	RPI	RPI	RPI	RPI
DIV. I ONLY	6- 9	228	6-4	158	175	182	182	29	29	
DIV. I NON-CONF.	0- 7	336	0- 0	2	11	180	180	27	27	

TOTALS	RPI 1-25	RPI 26-50	W-L RECORDS	RPI 51-100	RPI 101-150	RPI 150+				
6- 9	0- 3	0- 1	OVERALL	0- 1	0- 1	6- 3				
3- 2	0- 0	0- 0	HOME	0- 0	0- 1	3- 1				
3- 7	0- 3	0- 1	AWAY	0- 1	0- 0	3- 2				
0- 0	0- 0	0- 0	NEUTRAL	0- 0	0- 0	0- 0				
0- 7	0- 3	0- 1	NON-CONFERENCE	0- 1	0- 1	0- 1				
0- 1	0- 0	0- 0	HOME	0- 0	0- 1	0- 0				
0- 6	0- 3	0- 1	AWAY	0- 1	0- 0	0- 1				
0- 0	0- 0	0- 0	NEUTRAL	0- 0	0- 0	0- 0				
6- 2	0- 0	0- 0	CONFERENCE	0- 0	0- 0	6- 2				
3- 1	0- 0	0- 0	HOME	0- 0	0- 0	3- 1				
3- 1	0- 0	0- 0	AWAY	0- 0	0- 0	3- 1				
0- 0	0- 0	0- 0	NEUTRAL	0- 0	0- 0	0- 0				

RPI 1-25				RPI 26-50				RPI 51-100				RPI 101+				Team's RPI: 182
RPI	S	Opponent	Score	RPI	S	Opponent	Score	RPI	S	Opponent	Score	RPI	S	Opponent	Score	
2	A	Baylor	49 94	50	A	TCU	40 69	74	A	Michigan	35 76	133	H	South Alabama	49 53	
17	A	Ari zona St.	47 69									154	A	Texas Tech	58 76	
23	A	Kentucky	41 91									176	A	Grambl ing	86 81	
												204	H	Prai rie View	54 55	
												225	H	Texas Southern	63 61	
												239	A	Al abama St.	61 78	
												299	A	Al abama A&M	54 50	
												310	A	Jackson St.	76 74	
												316	H	Mi ssi ssi ppi Val .	74 67	
												344	H	Ark. -Pi ne Bl uff	73 41	
LAST 12 Di vi si on I GAMES:																
316	H	Mi ssi ssi ppi Val .	74 67	239	A	Al abama St.	61 78									
344	H	Ark. -Pi ne Bl uff	73 41	299	A	Al abama A&M	54 50									
310	A	Jackson St.	76 74	74	A	Michigan	35 76									
176	A	Grambl ing	86 81	154	A	Texas Tech	58 76									
225	H	Texas Southern	63 61	50	A	TCU	40 69									
204	H	Prai rie View	54 55	17	A	Ari zona St.	47 69									

Non-Di v I Games: Dillard 61 63 Wiley 89 58 Louisiana Col . 77 53 Millsaps 71 36 Southern U.

Average RPI	Win:	219	WON-LOST	WINNING	LAST 10	STRENGTH OF	OPP. STRENGTH	TEAM	ADJ.	CONF.	ADJ CONF.
Average RPI	Loss:	146	RECORD	PCT. RANK	GAMES	SCHEDULE	OF SCHEDULE	RPI	RPI	RPI	RPI
DIV. I ONLY	5- 13	280	2-8	104	255	246	246	15	15		
DIV. I NON-CONF.	3- 6	241	0- 1	35	286	189	189	11	11		

TOTALS	RPI 1-25	RPI 26-50	W-L RECORDS	RPI 51-100	RPI 101-150	RPI 150+					
5- 13	0- 0	1- 0	OVERALL	0- 3	0- 4	4- 6					
4- 4	0- 0	1- 0	HOME	0- 1	0- 1	3- 2					
1- 9	0- 0	0- 0	AWAY	0- 2	0- 3	1- 4					
0- 0	0- 0	0- 0	NEUTRAL	0- 0	0- 0	0- 0					
3- 6	0- 0	1- 0	NON-CONFERENCE	0- 2	0- 0	2- 4					
3- 1	0- 0	1- 0	HOME	0- 0	0- 0	2- 1					
0- 5	0- 0	0- 0	AWAY	0- 2	0- 0	0- 3					
0- 0	0- 0	0- 0	NEUTRAL	0- 0	0- 0	0- 0					
2- 7	0- 0	0- 0	CONFERENCE	0- 1	0- 4	2- 2					
1- 3	0- 0	0- 0	HOME	0- 1	0- 1	1- 1					
1- 4	0- 0	0- 0	AWAY	0- 0	0- 3	1- 1					
0- 0	0- 0	0- 0	NEUTRAL	0- 0	0- 0	0- 0					

RPI	S	Opponent	Score	RPI	S	Opponent	Score	RPI	S	Opponent	Score	RPI	S	Opponent	Score	Team's RPI: 246
				26	H	BYU	67 64	60	A	Boise St.	53 88	113	H	Northern Colo.	44 71	
								72	A	UC Davis	45 68	139	A	Portland St.	49 63	
								100	H	Idaho St.	57 69	141	A	Montana	57 79	
												143	A	Montana St.	64 69	
												151	A	UC Irvine	58 75	
												163	H	Denver	70 71	
												174	A	UC Riverside	50 56	
												175	A	Oral Roberts	59 64	
												229	A	Sacramento St.	76 77	
												244	A	Northern Ariz.	82 76	
												244	H	Northern Ariz.	69 78	
												258	H	San Diego	69 59	
												259	H	Utah Valley	60 59	
												308	H	Weber St.	84 79	

LAST 12 Division I GAMES:																
				113	H	Northern Colo.	44 71	174	A	UC Riverside	50 56					
				229	A	Sacramento St.	76 77	244	H	Northern Ariz.	69 78					
				139	A	Portland St.	49 63	141	A	Montana	57 79					
				244	A	Northern Ariz.	82 76	143	A	Montana St.	64 69					
				308	H	Weber St.	84 79	60	A	Boise St.	53 88					
				100	H	Idaho St.	57 69	163	H	Denver	70 71					

Non-Div I Games:

Southern Utah

Average RPI Win:	226	WON-LOST	WINNING	LAST 10	STRENGTH OF	OPP. STRENGTH	TEAM	ADJ.	CONF.	ADJ CONF.
Average RPI Loss:	140	RECORD	PCT. RANK	GAMES	SCHEDULE	OF SCHEDULE	RPI	RPI	RPI	RPI
DIV. I ONLY	6- 14	273	3-7	118	194	209	209	17	17	
DIV. I NON-CONF.	3- 10	278	0- 0	86	199	227	227	16	16	

TOTALS	RPI 1-25	RPI 26-50	W-L RECORDS	RPI 51-100	RPI 101-150	RPI 150+				
6- 14	0- 0	0- 2	OVERALL	0- 3	0- 2	6- 7				
2- 6	0- 0	0- 1	HOME	0- 1	0- 1	2- 3				
4- 7	0- 0	0- 1	AWAY	0- 1	0- 1	4- 4				
0- 1	0- 0	0- 0	NEUTRAL	0- 1	0- 0	0- 0				
3- 10	0- 0	0- 2	NON-CONFERENCE	0- 3	0- 1	3- 4				
2- 3	0- 0	0- 1	HOME	0- 1	0- 0	2- 1				
1- 6	0- 0	0- 1	AWAY	0- 1	0- 1	1- 3				
0- 1	0- 0	0- 0	NEUTRAL	0- 1	0- 0	0- 0				
3- 4	0- 0	0- 0	CONFERENCE	0- 0	0- 1	3- 3				
0- 3	0- 0	0- 0	HOME	0- 0	0- 1	0- 2				
3- 1	0- 0	0- 0	AWAY	0- 0	0- 0	3- 1				
0- 0	0- 0	0- 0	NEUTRAL	0- 0	0- 0	0- 0				

RPI 1-25				RPI 26-50				RPI 51-100				RPI 101+				Team's RPI: 209
RPI	S	Opponent	Score	RPI	S	Opponent	Score	RPI	S	Opponent	Score	RPI	S	Opponent	Score	
				30	A	Buffal o	43 90	55	N	Ohio	53 70	115	H	Dayton	49 62	
				48	H	Bucknell	46 77	90	H	Kent St.	64 76	130	A	Georgi a	40 67	
								99	A	Penn St.	65 80	153	A	Akron	58 67	
												156	H	Duquesne	54 60	
												163	A	Denver	62 76	
												189	A	George Mason	68 57	
												195	A	Rhode Island	84 68	
												199	A	Massachusetts	64 63	
												200	H	Saint Louis	45 62	
												215	A	Cornel I	44 58	
												228	H	Hofstra	59 67	
												231	A	Niagara	76 48	
												265	H	Siena	74 58	
												277	H	Canisius	100 94	
												284	A	Saint Joseph's	41 66	

LAST 12 Division I GAMES:																
				200	H	Saint Louis	45 62	195	A	Rhode Island	84 68					
				115	H	Dayton	49 62	199	A	Massachusetts	64 63					
				284	A	Saint Joseph's	41 66	30	A	Buffal o	43 90					
				189	A	George Mason	68 57	90	H	Kent St.	64 76					
				156	H	Duquesne	54 60	99	A	Penn St.	65 80					
				215	A	Cornel I	44 58	265	H	Siena	74 58					

Non-Div I Games:

St. Bonaventure

Average RPI Win:	296	WON-LOST	WINNING	LAST 10	STRENGTH OF	OPP. STRENGTH	TEAM	ADJ.	CONF.	ADJ CONF.
Average RPI Loss:	207	RECORD	PCT. RANK	GAMES	SCHEDULE	OF SCHEDULE	RPI	RPI	RPI	RPI
DIV. I ONLY	10- 9	153	5-5	341	337	276	276	31	31	
DIV. I NON-CONF.	5- 6	177	0- 0	326	312	281	281	31	31	

TOTALS	RPI 1-25	RPI 26-50	W-L RECORDS	RPI 51-100	RPI 101-150	RPI 150+				
10- 9	0- 0	0- 0	OVERALL	0- 2	1- 0	9- 7				
4- 4	0- 0	0- 0	HOME	0- 1	0- 0	4- 3				
5- 4	0- 0	0- 0	AWAY	0- 1	1- 0	4- 3				
1- 1	0- 0	0- 0	NEUTRAL	0- 0	0- 0	1- 1				
5- 6	0- 0	0- 0	NON-CONFERENCE	0- 2	1- 0	4- 4				
2- 2	0- 0	0- 0	HOME	0- 1	0- 0	2- 1				
2- 3	0- 0	0- 0	AWAY	0- 1	1- 0	1- 2				
1- 1	0- 0	0- 0	NEUTRAL	0- 0	0- 0	1- 1				
5- 3	0- 0	0- 0	CONFERENCE	0- 0	0- 0	5- 3				
2- 2	0- 0	0- 0	HOME	0- 0	0- 0	2- 2				
3- 1	0- 0	0- 0	AWAY	0- 0	0- 0	3- 1				
0- 0	0- 0	0- 0	NEUTRAL	0- 0	0- 0	0- 0				

RPI 1-25				RPI 26-50				RPI 51-100				RPI 101+ Team's RPI: 276					
RPI	S	Opponent	Score	RPI	S	Opponent	Score	RPI	S	Opponent	Score	RPI	S	Opponent	Score		
								86	H	Princeton	64	83	131	A	Morehead St.	101	94
								89	A	Seton Hall	77	100	166	A	Stony Brook	67	74
													223	H	Robert Morris	56	75
													226	A	Mt. St. Mary's	75	78
													227	H	Sacred Heart	66	68
													238	H	Saint Francis (PA)	78	65
													260	H	Albany (NY)	60	67
													287	A	Army West Point	57	69
													289	A	Bryant	60	55
													296	A	Loyola Maryland	75	70
													302	N	Valparaiso	76	78
													309	H	Saint Peter's	74	70
													325	H	Wagner	76	61
													330	H	Manhattan	73	65
													342	A	Fairleigh Dickinson	64	53
													345	N	Chicago St.	110	73
													351	A	LIU Brooklyn	79	67

LAST 12 Division I GAMES:																	
				351	A	LIU Brooklyn	79	67				226	A	Mt. St. Mary's	75	78	
				227	H	Sacred Heart	66	68				342	A	Fairleigh Dickinson	64	53	
				238	H	Saint Francis (PA)	78	65				166	A	Stony Brook	67	74	
				223	H	Robert Morris	56	75				86	H	Princeton	64	83	
				289	A	Bryant	60	55				260	H	Albany (NY)	60	67	
				325	H	Wagner	76	61				309	H	Saint Peter's	74	70	

Non-Div I Games: Mercy 102 51

St. Francis Brooklyn

Average RPI Win:	206	WON-LOST	WINNING	LAST 10	STRENGTH OF	OPP. STRENGTH	TEAM	ADJ.	CONF.	ADJ CONF.
Average RPI Loss:	52	RECORD	PCT. RANK	GAMES	SCHEDULE	OF SCHEDULE	RPI	RPI	RPI	RPI
DIV. I ONLY	9- 11	196	2-8	74	44	123	123	6	6	
DIV. I NON-CONF.	7- 4	109	0- 0	165	62	93	93	4	4	

TOTALS	RPI 1-25	RPI 26-50	W-L RECORDS	RPI 51-100	RPI 101-150	RPI 150+				
9- 11	0- 3	1- 4	OVERALL	1- 3	1- 1	6- 0				
3- 4	0- 1	0- 1	HOME	1- 2	1- 0	1- 0				
4- 6	0- 1	0- 3	AWAY	0- 1	0- 1	4- 0				
2- 1	0- 1	1- 0	NEUTRAL	0- 0	0- 0	1- 0				
7- 4	0- 2	1- 1	NON-CONFERENCE	0- 0	1- 1	5- 0				
2- 1	0- 1	0- 0	HOME	0- 0	1- 0	1- 0				
3- 2	0- 0	0- 1	AWAY	0- 0	0- 1	3- 0				
2- 1	0- 1	1- 0	NEUTRAL	0- 0	0- 0	1- 0				
2- 7	0- 1	0- 3	CONFERENCE	1- 3	0- 0	1- 0				
1- 3	0- 0	0- 1	HOME	1- 2	0- 0	0- 0				
1- 4	0- 1	0- 2	AWAY	0- 1	0- 0	1- 0				
0- 0	0- 0	0- 0	NEUTRAL	0- 0	0- 0	0- 0				

RPI 1-25				RPI 26-50				RPI 51-100				RPI 101+ Team's RPI: 123			
RPI	S	Opponent	Score	RPI	S	Opponent	Score	RPI	S	Opponent	Score	RPI	S	Opponent	Score
7	N	UConn	55 65	29	N	Purdue	68 62	85	H	Creighton	63 65	103	A	Wake Forest	59 64
11	A	Marquette	73 83	37	A	DePaul	64 73	87	H	Providence	66 67	104	H	Yale	56 52
21	H	Florida St.	53 57	42	A	Butler	45 66	89	A	Seton Hall	67 77	183	A	Xavier	76 57
				43	H	Villanova	57 73	98	H	Georgetown	59 51	197	N	Ole Miss	64 59
				45	A	James Madison	51 64					286	A	La Salle	83 57
												287	A	Army West Point	60 49
												326	A	Iona	61 35
												347	H	Delaware St.	82 44

LAST 12 Division I GAMES:															
				11	A	Marquette	73 83	43	H	Villanova	57 73				
				37	A	DePaul	64 73	98	H	Georgetown	59 51				
				85	H	Creighton	63 65	89	A	Seton Hall	67 77				
				87	H	Providence	66 67	45	A	James Madison	51 64				
				42	A	Butler	45 66	286	A	La Salle	83 57				
				183	A	Xavier	76 57	21	H	Florida St.	53 57				

Non-Div I Games:

St. John's (NY)

Average RPI Win:	98	WON-LOST	WINNING	LAST 10	STRENGTH OF	OPP. STRENGTH	TEAM	ADJ.	CONF.	ADJ CONF.
Average RPI Loss:	20	RECORD	PCT. RANK	GAMES	SCHEDULE	OF SCHEDULE	RPI	RPI	RPI	RPI
DIV. I ONLY	17- 2	11	9-1	14	7	3	3	2	2	
DIV. I NON-CONF.	10- 1	18	0- 0	14	35	3	3	2	2	

TOTALS	RPI 1-25	RPI 26-50	W-L RECORDS	RPI 51-100	RPI 101-150	RPI 150+				
17- 2	2- 1	2- 1	OVERALL	5- 0	5- 0	3- 0				
9- 0	1- 0	1- 0	HOME	2- 0	3- 0	2- 0				
6- 2	1- 1	1- 1	AWAY	2- 0	1- 0	1- 0				
2- 0	0- 0	0- 0	NEUTRAL	1- 0	1- 0	0- 0				
10- 1	1- 1	1- 0	NON-CONFERENCE	3- 0	2- 0	3- 0				
5- 0	1- 0	0- 0	HOME	1- 0	1- 0	2- 0				
3- 1	0- 1	1- 0	AWAY	1- 0	0- 0	1- 0				
2- 0	0- 0	0- 0	NEUTRAL	1- 0	1- 0	0- 0				
7- 1	1- 0	1- 1	CONFERENCE	2- 0	3- 0	0- 0				
4- 0	0- 0	1- 0	HOME	1- 0	2- 0	0- 0				
3- 1	1- 0	0- 1	AWAY	1- 0	1- 0	0- 0				
0- 0	0- 0	0- 0	NEUTRAL	0- 0	0- 0	0- 0				

RPI	S	Opponent	Score	RPI	S	Opponent	Score	RPI	S	Opponent	Score	RPI	S	Opponent	Score
2	H	Bayl or	68 63	27	A	Utah	68 75	51	H	Southern Cal i forni a	72 64	106	H	Washington St.	85 64
13	A	Gonzaga	73 79	30	A	Buffal o	62 55	53	A	Tennessee	95 85	107	H	Idaho	115 71
17	A	Ari zona St.	72 65	41	H	UCLA	86 80	65	A	Ari zona	78 48	108	N	Ameri can	71 49
								72	H	UC Davi s	71 43	119	H	Washi ngton	91 54
								88	N	FGCU	88 65	135	A	Col orado	80 69
												157	H	CSUN	69 43
												248	H	San Franci sco	96 62
												261	A	Hawai i	81 59

LAST 12 Division I GAMES:															
106	H	Washington St.	85 64	27	A	Utah	68 75	135	A	Col orado	80 69	157	H	CSUN	69 43
119	H	Washington	91 54	30	A	Buffal o	62 55	53	A	Tennessee	95 85	2	H	Bayl or	68 63
65	A	Ari zona	78 48	41	H	UCLA	86 80	51	H	Southern Cal i forni a	72 64				
17	A	Ari zona St.	72 65												

Non-Div I Games:

Stanford

s
t
e
t
s
o
n

Stetson				Through Games Of Jan. 30, 2019							
Average RPI	Win:	289	WON-LOST	WINNING	LAST 10	STRENGTH OF	OPP. STRENGTH	TEAM	ADJ.	CONF.	ADJ CONF.
Average RPI	Loss:	124	RECORD	PCT. RANK	GAMES	SCHEDULE	OF SCHEDULE	RPI	RPI	RPI	RPI
DIV. I ONLY			8- 11	219	7-3	211	235	230	230	24	24
DIV. I NON-CONF.			3- 9	271	0- 0	117	165	264	264	26	26

TOTALS		RPI 1-25		RPI 26-50		W-L RECORDS		RPI 51-100		RPI 101-150	RPI 150+
8- 11		0- 1		0- 1		OVERALL		0- 3		0- 2	8- 4
6- 2		0- 1		0- 0		HOME		0- 1		0- 0	6- 0
2- 6		0- 0		0- 1		AWAY		0- 1		0- 2	2- 2
0- 3		0- 0		0- 0		NEUTRAL		0- 1		0- 0	0- 2
3- 9		0- 1		0- 1		NON-CONFERENCE		0- 3		0- 1	3- 3
3- 2		0- 1		0- 0		HOME		0- 1		0- 0	3- 0
0- 4		0- 0		0- 1		AWAY		0- 1		0- 1	0- 1
0- 3		0- 0		0- 0		NEUTRAL		0- 1		0- 0	0- 2
5- 2		0- 0		0- 0		CONFERENCE		0- 0		0- 1	5- 1
3- 0		0- 0		0- 0		HOME		0- 0		0- 0	3- 0
2- 2		0- 0		0- 0		AWAY		0- 0		0- 1	2- 1
0- 0		0- 0		0- 0		NEUTRAL		0- 0		0- 0	0- 0

RPI 1-25				RPI 26-50				RPI 51-100				RPI 101+ Team's RPI: 230			
RPI	S	Opponent	Score	RPI	S	Opponent	Score	RPI	S	Opponent	Score	RPI	S	Opponent	Score
16	H	UCF	55 78	31	A	Texas	46 65	53	A	Tennessee	55 65	101	A	Alabama	47 59
								92	H	Penn	53 75	146	A	North Ala.	55 71
								93	N	Wright St.	44 57	155	A	Tulsa	54 55
												165	N	Marist	69 76
												217	H	North Dakota	74 63
												228	N	Hofstra	50 53
												232	H	Liberty	69 52
												233	A	Jacksonville	69 56
												281	A	North Florida	57 71
												304	H	NJIT	74 48
												305	H	North Dakota St.	60 59
												334	A	Lipscomb	80 65
												334	H	Lipscomb	76 49
												349	H	Florida A&M	69 44

LAST 12 Division I GAMES:															
304	H	NJIT	74 48	233	A	Jacksonville	69 56	334	H	Lipscomb	76 49	305	H	North Dakota St.	60 59
146	A	North Ala.	55 71	334	H	Lipscomb	76 49	305	H	North Dakota St.	60 59	349	H	Florida A&M	69 44
281	A	North Florida	57 71	305	H	North Dakota St.	60 59	349	H	Florida A&M	69 44	217	H	North Dakota	74 63
334	A	Lipscomb	80 65	349	H	Florida A&M	69 44	31	A	Texas	46 65				
232	H	Liberty	69 52	217	H	North Dakota	74 63								
92	H	Penn	53 75												

Non-Div I Games: Central St. (OH) 81 51 Webber Int'l 80 52

Stetson

s
t
e
t
s
o
n

Average RPI Win:	270	WON-LOST	WINNING	LAST 10	STRENGTH OF	OPP. STRENGTH	TEAM	ADJ.	CONF.	ADJ CONF.
Average RPI Loss:	108	RECORD	PCT. RANK	GAMES	SCHEDULE	OF SCHEDULE	RPI	RPI	RPI	RPI
DIV. I ONLY	15- 5	49	6-4	314	257	166	166	23	23	
DIV. I NON-CONF.	10- 2	37	0- 0	294	280	92	92	24	24	

TOTALS	RPI 1-25	RPI 26-50	W-L RECORDS	RPI 51-100	RPI 101-150	RPI 150+				
15- 5	0- 1	0- 0	OVERALL	1- 2	0- 1	14- 1				
8- 3	0- 0	0- 0	HOME	0- 1	0- 1	8- 1				
7- 2	0- 1	0- 0	AWAY	1- 1	0- 0	6- 0				
0- 0	0- 0	0- 0	NEUTRAL	0- 0	0- 0	0- 0				
10- 2	0- 1	0- 0	NON-CONFERENCE	1- 1	0- 0	9- 0				
6- 0	0- 0	0- 0	HOME	0- 0	0- 0	6- 0				
4- 2	0- 1	0- 0	AWAY	1- 1	0- 0	3- 0				
0- 0	0- 0	0- 0	NEUTRAL	0- 0	0- 0	0- 0				
5- 3	0- 0	0- 0	CONFERENCE	0- 1	0- 1	5- 1				
2- 3	0- 0	0- 0	HOME	0- 1	0- 1	2- 1				
3- 0	0- 0	0- 0	AWAY	0- 0	0- 0	3- 0				
0- 0	0- 0	0- 0	NEUTRAL	0- 0	0- 0	0- 0				

RPI 1-25				RPI 26-50				RPI 51-100				RPI 101+ Team's RPI: 166			
RPI	S	Opponent	Score	RPI	S	Opponent	Score	RPI	S	Opponent	Score	RPI	S	Opponent	Score
14	A	Rutgers	47 61					71	H	Maine	54 68	110	H	Hartford	36 64
								84	A	Toledo	48 80	215	H	Cornell	63 61
								99	A	Penn St.	81 70	220	A	Binghamton	65 56
												227	A	Sacred Heart	73 58
												228	H	Hofstra	77 49
												260	H	Albany (NY)	49 54
												271	H	Ga. Southern	72 43
												274	A	Vermont	67 61
												276	H	St. Francis Brooklyn	74 67
												294	H	UMass Lowell	76 56
												300	H	UMBC	57 44
												325	H	Wagner	70 45
												326	A	Iona	53 51
												327	A	New Hampshire	82 63
												330	A	Manhattan	79 48
												342	H	Fairleigh Dickinson	63 49

LAST 12 Division I GAMES:															
260	H	Albany (NY)	49 54	300	H	UMBC	57 44								
71	H	Maine	54 68	274	A	Vermont	67 61								
327	A	New Hampshire	82 63	276	H	St. Francis Brooklyn	74 67								
220	A	Binghamton	65 56	84	A	Toledo	48 80								
294	H	UMass Lowell	76 56	325	H	Wagner	70 45								
110	H	Hartford	36 64	326	A	Iona	53 51								

Non-Div I Games: SUNY New Paltz 87 50

Stony Brook

Average RPI	Win:	92	WON-LOST	WINNING	LAST 10	STRENGTH OF	OPP. STRENGTH	TEAM	ADJ.	CONF.	ADJ CONF.
Average RPI	Loss:	54	RECORD	PCT. RANK	GAMES	SCHEDULE	OF SCHEDULE	RPI	RPI	RPI	RPI
DIV. I ONLY		16- 4	32	8-2	8	21	9	9	1	1	
DIV. I NON-CONF.		11- 2	32	0- 0	12	65	7	7	1	1	

TOTALS	RPI 1-25		RPI 26-50		W-L RECORDS		RPI 51-100		RPI 101-150		RPI 150+
16- 4	2- 2		4- 1		OVERALL		4- 0		2- 1		4- 0
7- 1	1- 1		2- 0		HOME		0- 0		1- 0		3- 0
4- 3	0- 1		1- 1		AWAY		2- 0		1- 1		0- 0
5- 0	1- 0		1- 0		NEUTRAL		2- 0		0- 0		1- 0
11- 2	2- 1		2- 0		NON-CONFERENCE		2- 0		1- 1		4- 0
6- 0	1- 0		1- 0		HOME		0- 0		1- 0		3- 0
0- 2	0- 1		0- 0		AWAY		0- 0		0- 1		0- 0
5- 0	1- 0		1- 0		NEUTRAL		2- 0		0- 0		1- 0
5- 2	0- 1		2- 1		CONFERENCE		2- 0		1- 0		0- 0
1- 1	0- 1		1- 0		HOME		0- 0		0- 0		0- 0
4- 1	0- 0		1- 1		AWAY		2- 0		1- 0		0- 0
0- 0	0- 0		0- 0		NEUTRAL		0- 0		0- 0		0- 0

RPI	S	Opponent	Score	RPI	S	Opponent	Score	RPI	S	Opponent	Score	RPI	S	Opponent	Score
5	A	Oregon	73 75	34	H	North Carolina	90 77	52	N	Kansas St.	70 61	105	A	Pittsburgh	82 50
16	N	UCF	57 52	37	N	DePaul	83 81	56	A	Duke	64 55	122	H	Towson	98 55
19	H	Texas A&M	75 65	38	A	Georgia Tech	55 65	78	A	Virginia Tech	75 73	148	A	Minnesota	68 72
24	H	Miami (FL)	71 84	39	A	Clemson	84 75	86	N	Princeton	92 61	156	N	Duquesne	87 71
				48	H	Bucknell	70 56					181	H	UMES	96 51
												217	H	North Dakota	85 49
												231	H	Niagara	94 45

LAST 12 Division I GAMES:															
38	A	Georgia Tech	55 65	56	A	Duke	64 55								
105	A	Pittsburgh	82 50	24	H	Miami (FL)	71 84								
34	H	North Carolina	90 77	156	N	Duquesne	87 71								
78	A	Virginia Tech	75 73	231	H	Niagara	94 45								
39	A	Clemson	84 75	181	H	UMES	96 51								
16	N	UCF	57 52	122	H	Towson	98 55								

Non-Div I Games:

Syracuse

Average RPI Win:	184	WON-LOST	WINNING	LAST 10	STRENGTH OF	OPP. STRENGTH	TEAM	ADJ.	CONF.	ADJ CONF.
Average RPI Loss:	30	RECORD	PCT. RANK	GAMES	SCHEDULE	OF SCHEDULE	RPI	RPI	RPI	RPI
DIV. I ONLY	15- 5	49	6-4	99	68	50	50	3	3	
DIV. I NON-CONF.	10- 1	18	0- 0	286	243	83	83	3	3	

TOTALS	RPI 1-25	RPI 26-50	W-L RECORDS	RPI 51-100	RPI 101-150	RPI 150+				
15- 5	0- 2	0- 2	OVERALL	3- 1	2- 0	10- 0				
12- 1	0- 1	0- 0	HOME	2- 0	2- 0	8- 0				
3- 3	0- 1	0- 1	AWAY	1- 1	0- 0	2- 0				
0- 1	0- 0	0- 1	NEUTRAL	0- 0	0- 0	0- 0				
10- 1	0- 0	0- 1	NON-CONFERENCE	0- 0	1- 0	9- 0				
8- 0	0- 0	0- 0	HOME	0- 0	1- 0	7- 0				
2- 0	0- 0	0- 0	AWAY	0- 0	0- 0	2- 0				
0- 1	0- 0	0- 1	NEUTRAL	0- 0	0- 0	0- 0				
5- 4	0- 2	0- 1	CONFERENCE	3- 1	1- 0	1- 0				
4- 1	0- 1	0- 0	HOME	2- 0	1- 0	1- 0				
1- 3	0- 1	0- 1	AWAY	1- 1	0- 0	0- 0				
0- 0	0- 0	0- 0	NEUTRAL	0- 0	0- 0	0- 0				

RPI 1-25				RPI 26-50				Team's RPI: 50				RPI 51-100				RPI 101+			
RPI	S	Opponent	Score	RPI	S	Opponent	Score	RPI	S	Opponent	Score	RPI	S	Opponent	Score	RPI	S	Opponent	Score
2	H	Bayl or	55 79	26	N	BYU	58 61	52	A	Kansas St.	61 47	140	H	Okl ahoma	86 71				
12	A	Iowa St.	54 92	31	A	Texas	67 73	62	H	West Vi rgi ni a	62 48	143	H	Montana St.	71 49				
								79	H	Kansas	58 53	154	H	Texas Tech	78 70				
								81	A	Okl ahoma St.	71 75	156	H	Duquesne	61 48				
												182	H	Southern U.	69 40				
												197	A	Ole Miss	55 50				
												198	H	SMU	65 63				
												210	H	Sam Houston St.	72 59				
												241	A	San Diego St.	81 64				
												287	H	Army West Poi nt	63 38				
												316	H	Missi ssi ppi Val .	96 47				
												350	H	Al corn	88 31				
LAST 12 Division I GAMES:																			
140	H	Okl ahoma	86 71	52	A	Kansas St.	61 47												
31	A	Texas	67 73	79	H	Kansas	58 53												
154	H	Texas Tech	78 70	62	H	West Vi rgi ni a	62 48												
2	H	Bayl or	55 79	350	H	Al corn	88 31												
12	A	Iowa St.	54 92	210	H	Sam Houston St.	72 59												
81	A	Okl ahoma St.	71 75	182	H	Southern U.	69 40												

Non-Div I Games:

TCU

Average RPI	Win: 273	WON-LOST RECORD	WINNING PCT. RANK	LAST 10 GAMES	STRENGTH OF SCHEDULE	OPP. STRENGTH OF SCHEDULE	TEAM RPI	ADJ. RPI	CONF. RPI	ADJ CONF. RPI
Average RPI	Loss: 94									
DIV. I ONLY	6- 14	273	3-7	111	109	201	201	9	9	
DIV. I NON-CONF.	4- 9	252	0- 0	183	124	223	223	9	9	

TOTALS	RPI 1-25	RPI 26-50	W-L RECORDS	RPI 51-100	RPI 101-150	RPI 150+				
6- 14	0- 3	0- 2	OVERALL	0- 3	0- 2	6- 4				
4- 3	0- 1	0- 0	HOME	0- 0	0- 1	4- 1				
2- 10	0- 2	0- 2	AWAY	0- 3	0- 0	2- 3				
0- 1	0- 0	0- 0	NEUTRAL	0- 0	0- 1	0- 0				
4- 9	0- 2	0- 2	NON-CONFERENCE	0- 1	0- 1	4- 3				
3- 0	0- 0	0- 0	HOME	0- 0	0- 0	3- 0				
1- 8	0- 2	0- 2	AWAY	0- 1	0- 0	1- 3				
0- 1	0- 0	0- 0	NEUTRAL	0- 0	0- 1	0- 0				
2- 5	0- 1	0- 0	CONFERENCE	0- 2	0- 1	2- 1				
1- 3	0- 1	0- 0	HOME	0- 0	0- 1	1- 1				
1- 2	0- 0	0- 0	AWAY	0- 2	0- 0	1- 0				
0- 0	0- 0	0- 0	NEUTRAL	0- 0	0- 0	0- 0				

RPI 1-25				RPI 26-50				RPI 51-100				RPI 101+ Team's RPI: 201			
RPI	S	Opponent	Score	RPI	S	Opponent	Score	RPI	S	Opponent	Score	RPI	S	Opponent	Score
7	H	UConn	67 88	37	A	DePaul	88 102	82	A	Cincinnati	52 72	112	H	Tulane	57 66
20	A	South Carolina	60 88	43	A	Villanova	68 76	91	A	Houston	65 78	124	N	Radford	50 56
24	A	Miami (FL)	61 73					92	A	Penn	62 71	155	A	Tulsa	75 61
												156	A	Duquesne	53 54
												159	H	South Fla.	53 63
												165	A	Marist	68 74
												197	A	Ole Miss	55 62
												242	H	East Carolina	84 62
												284	A	Saint Joseph's	58 52
												286	H	La Salle	75 47
												326	H	Iona	59 39
												347	H	Delaware St.	75 61

LAST 12 Division I GAMES:															
92	A	Penn	62 71	155	A	Tulsa	75 61	7	H	UConn	67 88	242	H	East Carolina	84 62
82	A	Cincinnati	52 72	156	A	Duquesne	53 54	20	A	South Carolina	60 88	286	H	La Salle	75 47
91	A	Houston	65 78	20	A	South Carolina	60 88	24	A	Miami (FL)	61 73	326	H	Iona	59 39
112	H	Tulane	57 66	43	A	Villanova	68 76	27	H	UConn	67 88	347	H	Delaware St.	75 61
159	H	South Fla.	53 63												

Non-Div I Games:

Temple

Average RPI Win:	165	WON-LOST	WINNING	LAST 10	STRENGTH OF	OPP. STRENGTH	TEAM	ADJ.	CONF.	ADJ CONF.
Average RPI Loss:	49	RECORD	PCT. RANK	GAMES	SCHEDULE	OF SCHEDULE	RPI	RPI	RPI	RPI
DIV. I ONLY	13- 7	88	4-6	24	75	53	53	5	5	
DIV. I NON-CONF.	11- 2	32	1- 0	61	101	31	31	6	6	

TOTALS	RPI 1-25	RPI 26-50	W-L RECORDS	RPI 51-100	RPI 101-150	RPI 150+				
13- 7	0- 3	2- 2	OVERALL	4- 0	1- 2	6- 0				
8- 5	0- 3	0- 2	HOME	2- 0	0- 0	6- 0				
3- 2	0- 0	1- 0	AWAY	2- 0	0- 2	0- 0				
2- 0	0- 0	1- 0	NEUTRAL	0- 0	1- 0	0- 0				
11- 2	0- 2	2- 0	NON-CONFERENCE	2- 0	1- 0	6- 0				
7- 2	0- 2	0- 0	HOME	1- 0	0- 0	6- 0				
2- 0	0- 0	1- 0	AWAY	1- 0	0- 0	0- 0				
2- 0	0- 0	1- 0	NEUTRAL	0- 0	1- 0	0- 0				
2- 5	0- 1	0- 2	CONFERENCE	2- 0	0- 2	0- 0				
1- 3	0- 1	0- 2	HOME	1- 0	0- 0	0- 0				
1- 2	0- 0	0- 0	AWAY	1- 0	0- 2	0- 0				
0- 0	0- 0	0- 0	NEUTRAL	0- 0	0- 0	0- 0				

RPI 1-25				RPI 26-50				RPI 51-100				RPI 101+			
RPI	S	Opponent	Score	RPI	S	Opponent	Score	RPI	S	Opponent	Score	RPI	S	Opponent	Score
1	H	Notre Dame	62 77	31	A	Texas	88 82	57	A	Auburn	78 69	101	A	Al abama	65 86
3	H	Stanford	85 95	36	H	Missouri	64 66	58	H	LSU	74 65	130	A	Georgi a	62 66
23	H	Kentucky	71 73	39	N	Clemson	78 66	75	H	Belmont	84 76	145	N	UAB	73 69
				49	H	Arkansas	79 80	81	A	Oklahoma St.	76 63	190	H	UNC Asheville	73 46
Team's RPI: 53															
LAST 12 Division I GAMES:															
1	H	Notre Dame	62 77	145	N	UAB	73 69	58	H	LSU	74 65	57	A	Auburn	78 69
49	H	Arkansas	79 80	58	H	LSU	74 65	75	H	Belmont	84 76	307	H	Murray St.	98 77
101	A	Al abama	65 86	57	A	Auburn	78 69	307	H	Murray St.	98 77	328	H	Presbyteri an	97 49
130	A	Georgi a	62 66	75	H	Belmont	84 76	328	H	Presbyteri an	97 49	349	H	Florida A&M	96 31
23	H	Kentucky	71 73	81	A	Oklahoma St.	76 63	349	H	Florida A&M	96 31				
36	H	Missouri	64 66												

Non-Div I Games:

Tennessee

Average RPI Win:	311	WON-LOST	WINNING	LAST 10	STRENGTH OF	OPP. STRENGTH	TEAM	ADJ.	CONF.	ADJ CONF.
Average RPI Loss:	154	RECORD	PCT. RANK	GAMES	SCHEDULE	OF SCHEDULE	RPI	RPI	RPI	RPI
DIV. I ONLY	2- 18	340	2-8	119	220	290	290	21	21	
DIV. I NON-CONF.	0- 12	336	0- 0	105	164	310	310	20	20	

TOTALS	RPI 1-25	RPI 26-50	W-L RECORDS	RPI 51-100	RPI 101-150	RPI 150+				
2- 18	0- 1	0- 2	OVERALL	0- 2	0- 5	2- 8				
1- 4	0- 0	0- 0	HOME	0- 0	0- 3	1- 1				
1- 11	0- 1	0- 1	AWAY	0- 2	0- 1	1- 6				
0- 3	0- 0	0- 1	NEUTRAL	0- 0	0- 1	0- 1				
0- 12	0- 1	0- 2	NON-CONFERENCE	0- 1	0- 2	0- 6				
0- 1	0- 0	0- 0	HOME	0- 0	0- 1	0- 0				
0- 8	0- 1	0- 1	AWAY	0- 1	0- 0	0- 5				
0- 3	0- 0	0- 1	NEUTRAL	0- 0	0- 1	0- 1				
2- 6	0- 0	0- 0	CONFERENCE	0- 1	0- 3	2- 2				
1- 3	0- 0	0- 0	HOME	0- 0	0- 2	1- 1				
1- 3	0- 0	0- 0	AWAY	0- 1	0- 1	1- 1				
0- 0	0- 0	0- 0	NEUTRAL	0- 0	0- 0	0- 0				

RPI 1-25				RPI 26-50				RPI 51-100				RPI 101+ Team's RPI: 290			
RPI	S	Opponent	Score	RPI	S	Opponent	Score	RPI	S	Opponent	Score	RPI	S	Opponent	Score
4	A	Louisville	52 107	37	A	DePaul	73 95	75	A	Belmont	46 80	105	N	Pittsburgh	56 78
				49	N	Arkansas	55 79	95	A	Troy	67 92	120	A	Tennessee Tech	65 76
												120	H	Tennessee Tech	59 69
												131	H	Morehead St.	62 85
												133	H	South Alabama	56 78
												167	A	Ball St.	51 90
												168	A	Vanderbilt	63 89
												173	N	Wisconsin	53 58
												205	H	Jacksonville St.	52 62
												253	A	Marshall	59 80
												299	A	Alabama A&M	57 67
												303	A	Austin Peay	47 74
												307	A	Murray St.	65 61
												314	H	Eastern Ky.	60 38
												334	A	Lipscomb	62 64

LAST 12 Division I GAMES:															
75	A	Belmont	46 80	307	A	Murray St.	65 61								
120	A	Tennessee Tech	65 76	303	A	Austin Peay	47 74								
131	H	Morehead St.	62 85	167	A	Ball St.	51 90								
314	H	Eastern Ky.	60 38	37	A	DePaul	73 95								
205	H	Jacksonville St.	52 62	253	A	Marshall	59 80								
120	H	Tennessee Tech	59 69	4	A	Louisville	52 107								

Non-Div I Games:

Tennessee St.

Average RPI Win:	243	WON-LOST	WINNING	LAST 10	STRENGTH OF	OPP. STRENGTH	TEAM	ADJ.	CONF.	ADJ CONF.
Average RPI Loss:	107	RECORD	PCT. RANK	GAMES	SCHEDULE	OF SCHEDULE	RPI	RPI	RPI	RPI
DIV. I ONLY	13- 4	42	9-1	309	200	120	120	21	21	
DIV. I NON-CONF.	6- 3	91	0- 0	251	237	116	116	20	20	

TOTALS	RPI 1-25	RPI 26-50	W-L RECORDS	RPI 51-100	RPI 101-150	RPI 150+				
13- 4	0- 0	0- 1	OVERALL	2- 1	0- 1	11- 1				
6- 0	0- 0	0- 0	HOME	1- 0	0- 0	5- 0				
7- 3	0- 0	0- 1	AWAY	1- 0	0- 1	6- 1				
0- 1	0- 0	0- 0	NEUTRAL	0- 1	0- 0	0- 0				
6- 3	0- 0	0- 1	NON-CONFERENCE	1- 1	0- 0	5- 1				
3- 0	0- 0	0- 0	HOME	1- 0	0- 0	2- 0				
3- 2	0- 0	0- 1	AWAY	0- 0	0- 0	3- 1				
0- 1	0- 0	0- 0	NEUTRAL	0- 1	0- 0	0- 0				
7- 1	0- 0	0- 0	CONFERENCE	1- 0	0- 1	6- 0				
3- 0	0- 0	0- 0	HOME	0- 0	0- 0	3- 0				
4- 1	0- 0	0- 0	AWAY	1- 0	0- 1	3- 0				
0- 0	0- 0	0- 0	NEUTRAL	0- 0	0- 0	0- 0				

RPI 1-25				RPI 26-50				RPI 51-100				RPI 101+ Team's RPI: 120			
RPI	S	Opponent	Score	RPI	S	Opponent	Score	RPI	S	Opponent	Score	RPI	S	Opponent	Score
				49	A	Arkansas	42 65	64	N	Old Domini on	73 80	131	A	Morehead St.	56 77
								73	H	Middle Tenn.	68 64	183	A	Xavier	60 70
								75	A	Bel mont	77 72	190	H	UNC Asheville	60 53
												205	A	Jacksonville St.	66 49
												211	H	SIUE	79 55
												243	A	Wichi ta St.	55 45
												268	H	Eastern Ill.	99 88
												290	A	Tennessee St.	69 59
												290	H	Tennessee St.	76 65
												314	A	Eastern Ky.	81 68
												331	H	Western Caro.	77 58
												334	A	Lipscomb	67 52
												336	A	Charleston So.	77 55
LAST 12 Division I GAMES:															
				205	A	Jacksonville St.	66 49	314	A	Eastern Ky.	81 68				
				290	H	Tennessee St.	76 65	131	A	Morehead St.	56 77				
				268	H	Eastern Ill.	99 88	334	A	Lipscomb	67 52				
				211	H	SIUE	79 55	190	H	UNC Asheville	60 53				
				75	A	Bel mont	77 72	49	A	Arkansas	42 65				
				290	A	Tennessee St.	69 59	243	A	Wichi ta St.	55 45				

Non-Div I Games: Tenn. Wesleyan 100 58 Cumberland (TN) 88 55

Tennessee Tech

Average RPI Win:	153	WON-LOST	WINNING	LAST 10	STRENGTH OF	OPP. STRENGTH	TEAM	ADJ.	CONF.	ADJ CONF.
Average RPI Loss:	44	RECORD	PCT. RANK	GAMES	SCHEDULE	OF SCHEDULE	RPI	RPI	RPI	RPI
DIV. I ONLY	17- 4	29	8-2	61	64	31	31	3	3	
DIV. I NON-CONF.	10- 2	37	2- 0	143	148	62	62	3	3	
<hr/>										
TOTALS	RPI 1-25	RPI 26-50	W-L RECORDS	RPI 51-100	RPI 101-150	RPI 150+				
17- 4	1- 1	1- 0	OVERALL	5- 3	2- 0	8- 0				
9- 3	0- 1	1- 0	HOME	2- 2	1- 0	5- 0				
5- 1	1- 0	0- 0	AWAY	1- 1	0- 0	3- 0				
3- 0	0- 0	0- 0	NEUTRAL	2- 0	1- 0	0- 0				
10- 2	0- 1	0- 0	NON-CONFERENCE	2- 1	1- 0	7- 0				
5- 2	0- 1	0- 0	HOME	0- 1	0- 0	5- 0				
2- 0	0- 0	0- 0	AWAY	0- 0	0- 0	2- 0				
3- 0	0- 0	0- 0	NEUTRAL	2- 0	1- 0	0- 0				
7- 2	1- 0	1- 0	CONFERENCE	3- 2	1- 0	1- 0				
4- 1	0- 0	1- 0	HOME	2- 1	1- 0	0- 0				
3- 1	1- 0	0- 0	AWAY	1- 1	0- 0	1- 0				
0- 0	0- 0	0- 0	NEUTRAL	0- 0	0- 0	0- 0				

RPI 1-25				RPI 26-50				Team's RPI: 31				RPI 51-100				RPI 101+			
RPI	S	Opponent	Score	RPI	S	Opponent	Score	RPI	S	Opponent	Score	RPI	S	Opponent	Score	RPI	S	Opponent	Score
10	H	Mississippi St.	49 67	50	H	TCU	73 67	52	A	Kansas St.	69 87	140	H	Oklahoma	73 63				
12	A	Iowa St.	64 62					53	H	Tennessee	82 88	142	N	Fordham	72 54				
								62	A	West Virginia	70 58	154	A	Texas Tech	78 71				
								62	H	West Virginia	58 64	156	H	Duquesne	78 41				
								66	N	Quinnipiac	56 55	184	A	North Texas	64 54				
								74	N	Michigan	69 52	230	H	Stetson	65 46				
								79	H	Kansas	62 43	257	A	UTRGV	81 66				
								81	H	Oklahoma St.	60 51	263	H	UTSA	98 54				
												322	H	McNeese	96 40				
												329	H	Northwestern St.	104 66				
LAST 12 Division I GAMES:																			
62	H	West Virginia	58 64	142	N	Fordham	72 54												
154	A	Texas Tech	78 71	74	N	Michigan	69 52												
79	H	Kansas	62 43	140	H	Oklahoma	73 63												
50	H	TCU	73 67	62	A	West Virginia	70 58												
52	A	Kansas St.	69 87	81	H	Oklahoma St.	60 51												
12	A	Iowa St.	64 62	329	H	Northwestern St.	104 66												

Non-Div I Games:

Texas

Average RPI Win:	134	WON-LOST	WINNING	LAST 10	STRENGTH OF	OPP. STRENGTH	TEAM	ADJ.	CONF.	ADJ CONF.
Average RPI Loss:	39	RECORD	PCT. RANK	GAMES	SCHEDULE	OF SCHEDULE	RPI	RPI	RPI	RPI
DIV. I ONLY	16- 4	32	8-2	36	65	19	19	5	5	
DIV. I NON-CONF.	11- 2	32	0- 0	57	114	21	21	6	6	

TOTALS	RPI 1-25	RPI 26-50	W-L RECORDS	RPI 51-100	RPI 101-150	RPI 150+				
16- 4	1- 2	1- 0	OVERALL	5- 2	2- 0	7- 0				
9- 2	1- 1	0- 0	HOME	2- 1	1- 0	5- 0				
5- 2	0- 1	0- 0	AWAY	3- 1	1- 0	1- 0				
2- 0	0- 0	1- 0	NEUTRAL	0- 0	0- 0	1- 0				
11- 2	0- 1	1- 0	NON-CONFERENCE	4- 1	0- 0	6- 0				
7- 1	0- 0	0- 0	HOME	2- 1	0- 0	5- 0				
2- 1	0- 1	0- 0	AWAY	2- 0	0- 0	0- 0				
2- 0	0- 0	1- 0	NEUTRAL	0- 0	0- 0	1- 0				
5- 2	1- 1	0- 0	CONFERENCE	1- 1	2- 0	1- 0				
2- 1	1- 1	0- 0	HOME	0- 0	1- 0	0- 0				
3- 1	0- 0	0- 0	AWAY	1- 1	1- 0	1- 0				
0- 0	0- 0	0- 0	NEUTRAL	0- 0	0- 0	0- 0				

RPI 1-25				RPI 26-50				RPI 51-100				RPI 101+			
RPI	S	Opponent	Score	RPI	S	Opponent	Score	RPI	S	Opponent	Score	RPI	S	Opponent	Score
9	A	Syracuse	65 75	40	N	Oregon St.	76 70	51	H	Southern California	71 51	101	H	Alabama	70 43
20	H	South Carolina	57 60					54	H	Rice	65 54	130	A	Georgia	76 66
23	H	Kentucky	73 71					57	A	Auburn	69 67	168	A	Vanderbilt	50 43
								58	A	LSU	52 63	174	N	UC Riverside	70 63
								68	H	Lamar University	68 74	187	H	Arkansas St.	97 56
								80	A	Little Rock	61 40	204	H	Prairie View	70 57
								91	A	Houston	68 52	233	H	Jacksonville	73 53
												257	H	UTRGV	84 61
												292	H	Central Ark.	84 27
LAST 12 Division I GAMES:															
130	A	Georgia	76 66	23	H	Kentucky	73 71	57	A	Auburn	69 67	204	H	Prairie View	70 57
101	H	Alabama	70 43	51	H	Southern California	71 51	40	N	Oregon St.	76 70	174	N	UC Riverside	70 63
168	A	Vanderbilt	50 43	54	H	Rice	65 54								
58	A	LSU	52 63												
20	H	South Carolina	57 60												
257	H	UTRGV	84 61												

Non-Div I Games:

Texas A&M

Average RPI Win:	296	WON-LOST	WINNING	LAST 10	STRENGTH OF	OPP. STRENGTH	TEAM	ADJ.	CONF.	ADJ CONF.
Average RPI Loss:	148	RECORD	PCT. RANK	GAMES	SCHEDULE	OF SCHEDULE	RPI	RPI	RPI	RPI
DIV. I ONLY	6- 10	242	5-5	270	318	225	225	29	29	
DIV. I NON-CONF.	2- 7	288	0- 0	55	297	181	181	27	27	

TOTALS	RPI 1-25	RPI 26-50	W-L RECORDS	RPI 51-100	RPI 101-150	RPI 150+				
6- 10	0- 1	0- 0	OVERALL	0- 2	0- 1	6- 6				
1- 1	0- 0	0- 0	HOME	0- 0	0- 0	1- 1				
5- 7	0- 1	0- 0	AWAY	0- 2	0- 1	5- 3				
0- 2	0- 0	0- 0	NEUTRAL	0- 0	0- 0	0- 2				
2- 7	0- 1	0- 0	NON-CONFERENCE	0- 2	0- 1	2- 3				
0- 0	0- 0	0- 0	HOME	0- 0	0- 0	0- 0				
2- 5	0- 1	0- 0	AWAY	0- 2	0- 1	2- 1				
0- 2	0- 0	0- 0	NEUTRAL	0- 0	0- 0	0- 2				
4- 3	0- 0	0- 0	CONFERENCE	0- 0	0- 0	4- 3				
1- 1	0- 0	0- 0	HOME	0- 0	0- 0	1- 1				
3- 2	0- 0	0- 0	AWAY	0- 0	0- 0	3- 2				
0- 0	0- 0	0- 0	NEUTRAL	0- 0	0- 0	0- 0				

RPI 1-25				RPI 26-50				RPI 51-100				RPI 101+ Team's RPI: 225			
RPI	S	Opponent	Score	RPI	S	Opponent	Score	RPI	S	Opponent	Score	RPI	S	Opponent	Score
22	A	Michigan St.	45 91					54	A	Rice	71 76	112	A	Tulane	56 62
								69	A	SFA	55 74	154	A	Texas Tech	55 75
												160	N	Abilene Christian	39 81
												176	H	Grambling	67 75
												182	A	Southern U.	61 63
												202	N	Nicholls St.	57 58
												204	A	Prairie View	52 44
												257	A	UTRGV	69 55
												310	H	Jackson St.	76 67
												316	A	Mississippi Val.	68 50
												343	A	Savannah St.	65 41
												344	A	Ark.-Pine Bluff	59 58
												350	A	Alcorn	52 53
LAST 12 Division I GAMES:															
310	H	Jackson St.	76 67	316	A	Mississippi Val.	68 50								
176	H	Grambling	67 75	344	A	Ark.-Pine Bluff	59 58								
204	A	Prairie View	52 44	69	A	SFA	55 74								
182	A	Southern U.	61 63	257	A	UTRGV	69 55								
350	A	Alcorn	52 53	22	A	Michigan St.	45 91								
154	A	Texas Tech	55 75	343	A	Savannah St.	65 41								

Non-Div I Games: Huston-Tillotson 72 36 Paul Quinn 83 54

Texas Southern

Average RPI Win: 224

Average RPI Loss: 116

WON-LOST
RECORDWINNING
PCT. RANKLAST 10
GAMESSTRENGTH OF
SCHEDULEOPP. STRENGTH
OF SCHEDULETEAM
RPIADJ.
RPICONF.
RPIADJ CONF.
RPIDIV. I ONLY
DIV. I NON-CONF.7- 11
3- 7236
2565-5
0- 1135
68120
152179
174179
17413
1513
15

TOTALS

RPI 1-25

RPI 26-50

W-L RECORDS

RPI 51-100

RPI 101-150

RPI 150+

7- 11

0- 0

0- 3

OVERALL

0- 2

0- 3

7- 3

2- 5

0- 0

0- 0

HOME

0- 0

0- 2

2- 3

5- 5

0- 0

0- 2

AWAY

0- 2

0- 1

5- 0

0- 1

0- 0

0- 1

NEUTRAL

0- 0

0- 0

0- 0

3- 7

0- 0

0- 3

NON-CONFERENCE

0- 1

0- 2

3- 1

1- 2

0- 0

0- 0

HOME

0- 0

0- 1

1- 1

2- 4

0- 0

0- 2

AWAY

0- 1

0- 1

2- 0

0- 1

0- 0

0- 1

NEUTRAL

0- 0

0- 0

0- 0

4- 4

0- 0

0- 0

CONFERENCE

0- 1

0- 1

4- 2

1- 3

0- 0

0- 0

HOME

0- 0

0- 1

1- 2

3- 1

0- 0

0- 0

AWAY

0- 1

0- 0

3- 0

0- 0

0- 0

0- 0

NEUTRAL

0- 0

0- 0

0- 0

RPI 1-25

RPI 26-50

RPI 51-100

RPI 101+

Team's RPI: 179

RPI S Opponent Score

RPI S Opponent Score

RPI S Opponent Score

RPI S Opponent Score

36 A Missouri 50 69

44 A New Mexico 51 82

47 N Saint Mary's (CA) 62 89

80 A Little Rock 47 62

81 A Oklahoma St. 55 66

112 A Tulane 61 67

128 H Appal achian St. 49 62

143 H Montana St. 59 67

158 A Georgia St. 69 60

158 H Georgia St. 34 57

175 H Oral Roberts 64 81

187 A Arkansas St. 85 62

202 H Ni chol l s St. 72 67

206 H Coastal Caro. 73 58

263 A UTSA 68 60

271 A Ga. Southern 64 52

271 H Ga. Southern 55 65

279 A A&M-Corpus Christi 60 53

LAST 12 Division I GAMES:

202 H Ni chol l s St. 72 67

271 H Ga. Southern 55 65

158 H Georgia St. 34 57

187 A Arkansas St. 85 62

80 A Little Rock 47 62

128 H Appal achian St. 49 62

112 A Tulane 61 67

143 H Montana St. 59 67

206 H Coastal Caro. 73 58

158 A Georgia St. 69 60

271 A Ga. Southern 64 52

47 N Saint Mary's (CA) 62 89

Non-Div I Games:

UNKNOWN

92 39

Tex. A&M Int'l

89 25

Texas St.

Loss, Non-Conf, S Site, H Home A Away N Neutral

Average RPI	Win:	209	WON-LOST	WINNING	LAST 10	STRENGTH OF	OPP. STRENGTH	TEAM	ADJ.	CONF.	ADJ CONF.
Average RPI	Loss:	75	RECORD	PCT. RANK	GAMES	SCHEDULE	OF SCHEDULE	RPI	RPI	RPI	RPI
DIV. I ONLY	10- 10	165	2-8	83	91	154	154	3	3		
DIV. I NON-CONF.	9- 2	43	0- 0	265	303	122	122	3	3		

TOTALS	RPI 1-25	RPI 26-50	W-L RECORDS	RPI 51-100	RPI 101-150	RPI 150+					
10- 10	0- 2	0- 2	OVERALL	2- 3	0- 2	8- 1					
9- 4	0- 1	0- 1	HOME	2- 1	0- 1	7- 0					
1- 6	0- 1	0- 1	AWAY	0- 2	0- 1	1- 1					
0- 0	0- 0	0- 0	NEUTRAL	0- 0	0- 0	0- 0					
9- 2	0- 0	0- 0	NON-CONFERENCE	1- 0	0- 1	8- 1					
8- 1	0- 0	0- 0	HOME	1- 0	0- 1	7- 0					
1- 1	0- 0	0- 0	AWAY	0- 0	0- 0	1- 1					
0- 0	0- 0	0- 0	NEUTRAL	0- 0	0- 0	0- 0					
1- 8	0- 2	0- 2	CONFERENCE	1- 3	0- 1	0- 0					
1- 3	0- 1	0- 1	HOME	1- 1	0- 0	0- 0					
0- 5	0- 1	0- 1	AWAY	0- 2	0- 1	0- 0					
0- 0	0- 0	0- 0	NEUTRAL	0- 0	0- 0	0- 0					

RPI 1-25				RPI 26-50				RPI 51-100				RPI 101+ Team's RPI: 154			
RPI	S	Opponent	Score	RPI	S	Opponent	Score	RPI	S	Opponent	Score	RPI	S	Opponent	Score
2	H	Baylor	56 73	31	H	Texas	71 78	52	H	Kansas St.	62 66	107	H	Idaho	77 88
12	A	Iowa St.	66 105	50	A	TCU	70 78	62	A	West Virginia	65 68	140	A	Oklahoma	61 66
								69	H	SFA	77 69	160	H	Abilene Christian	105 54
								79	H	Kansas	69 66	182	H	Southern U.	76 58
								81	A	Oklahoma St.	57 65	205	H	Jacksonville St.	71 58
												212	A	Florida	67 72
												225	H	Texas Southern	75 55
												256	A	Nevada	86 67
												279	H	A&M-Corpus Christi	78 61
												297	H	La. -Monroe	86 42
												337	H	Houston Baptist	82 76
LAST 12 Division I GAMES:															
62	A	West Virginia	65 68	12	A	Iowa St.	66 105	52	H	Kansas St.	62 66	31	H	Texas	71 78
50	A	TCU	70 78	140	A	Oklahoma	61 66	69	H	SFA	77 69	160	H	Abilene Christian	105 54
81	A	Oklahoma St.	57 65	182	H	Southern U.	76 58	79	H	Kansas	69 66	225	H	Texas Southern	75 55
2	H	Baylor	56 73												

Non-Div I Games:

Texas Tech

Toledo				Through Games Of Jan. 30, 2019							
Average RPI	Win:	213	WON-LOST RECORD	WINNING PCT. RANK	LAST 10 GAMES	STRENGTH OF SCHEDULE	OPP. STRENGTH OF SCHEDULE	TEAM RPI	ADJ. RPI	CONF. RPI	ADJ CONF. RPI
Average RPI	Loss:	82									
DIV. I ONLY			12- 6	82	6-4	138	133	84	84	8	8
DIV. I NON-CONF.			8- 3	72	0- 0	189	161	80	80	8	8

TOTALS	RPI 1-25			RPI 26-50		W-L RECORDS	RPI 51-100	RPI 101-150		RPI 150+	
12- 6	1- 1			0- 0		OVERALL	1- 3	0- 1		10- 1	
6- 2	1- 1			0- 0		HOME	0- 1	0- 0		5- 0	
6- 4	0- 0			0- 0		AWAY	1- 2	0- 1		5- 1	
0- 0	0- 0			0- 0		NEUTRAL	0- 0	0- 0		0- 0	
8- 3	0- 1			0- 0		NON-CONFERENCE	1- 1	0- 1		7- 0	
4- 1	0- 1			0- 0		HOME	0- 0	0- 0		4- 0	
4- 2	0- 0			0- 0		AWAY	1- 1	0- 1		3- 0	
0- 0	0- 0			0- 0		NEUTRAL	0- 0	0- 0		0- 0	
4- 3	1- 0			0- 0		CONFERENCE	0- 2	0- 0		3- 1	
2- 1	1- 0			0- 0		HOME	0- 1	0- 0		1- 0	
2- 2	0- 0			0- 0		AWAY	0- 1	0- 0		2- 1	
0- 0	0- 0			0- 0		NEUTRAL	0- 0	0- 0		0- 0	

RPI 1-25				RPI 26-50				RPI 51-100 Team's RPI: 84				RPI 101+			
RPI	S	Opponent	Score	RPI	S	Opponent	Score	RPI	S	Opponent	Score	RPI	S	Opponent	Score
1	H	Notre Dame	56 72					59	A	Miami (OH)	64 65	115	A	Dayton	49 70
25	H	Central Mich.	62 59					71	A	Maine	59 73	153	A	Akron	64 70
								75	A	Belmont	78 69	156	H	Duquesne	65 52
								90	H	Kent St.	47 58	166	H	Stony Brook	80 48
												167	H	Ball St.	65 58
												221	A	Memphis	58 48
												236	A	Bowling Green	79 65
												266	A	Cleveland St.	65 60
												280	A	Western Mich.	80 57
												302	A	Valparaiso	65 59
												326	H	Iona	84 38
												332	H	Detroit Mercy	77 60

LAST 12 Division I GAMES:															
236	A	Bowling Green	79 65	153	A	Akron	64 70								
280	A	Western Mich.	80 57	25	H	Central Mich.	62 59								
90	H	Kent St.	47 58	166	H	Stony Brook	80 48								
59	A	Miami (OH)	64 65	1	H	Notre Dame	56 72								
167	H	Ball St.	65 58	266	A	Cleveland St.	65 60								
332	H	Detroit Mercy	77 60	221	A	Memphis	58 48								

Non-Div I Games:

Toledo

Average RPI Win:	224	WON-LOST	WINNING	LAST 10	STRENGTH OF	OPP. STRENGTH	TEAM	ADJ.	CONF.	ADJ CONF.
Average RPI Loss:	120	RECORD	PCT. RANK	GAMES	SCHEDULE	OF SCHEDULE	RPI	RPI	RPI	RPI
DIV. I ONLY	12- 7	105	7-3	216	144	122	122	10	10	
DIV. I NON-CONF.	6- 5	143	0- 0	278	168	157	157	12	12	

TOTALS	RPI 1-25	RPI 26-50	W-L RECORDS	RPI 51-100	RPI 101-150	RPI 150+				
12- 7	0- 1	0- 0	OVERALL	1- 1	1- 3	10- 2				
6- 1	0- 0	0- 0	HOME	1- 0	0- 1	5- 0				
6- 6	0- 1	0- 0	AWAY	0- 1	1- 2	5- 2				
0- 0	0- 0	0- 0	NEUTRAL	0- 0	0- 0	0- 0				
6- 5	0- 1	0- 0	NON-CONFERENCE	0- 1	0- 1	6- 2				
3- 0	0- 0	0- 0	HOME	0- 0	0- 0	3- 0				
3- 5	0- 1	0- 0	AWAY	0- 1	0- 1	3- 2				
0- 0	0- 0	0- 0	NEUTRAL	0- 0	0- 0	0- 0				
6- 2	0- 0	0- 0	CONFERENCE	1- 0	1- 2	4- 0				
3- 1	0- 0	0- 0	HOME	1- 0	0- 1	2- 0				
3- 1	0- 0	0- 0	AWAY	0- 0	1- 1	2- 0				
0- 0	0- 0	0- 0	NEUTRAL	0- 0	0- 0	0- 0				

RPI	S	Opponent	Score	RPI	S	Opponent	Score	RPI	S	Opponent	Score	RPI	S	Opponent	Score	Team's RPI: 122
9	A	Syracuse	55 98					62	A	West Virginia	43 90	103	A	Wake Forest	53 60	
								67	H	Northeastern	88 83	109	A	Drexel	55 54	
												129	H	William & Mary	69 80	
												138	A	UNCW	73 77	
												172	A	George Washington	63 76	
												186	A	Delaware	56 48	
												192	H	Elon	59 58	
												199	H	Massachusetts	78 53	
												226	A	Mt. St. Mary's	78 87	
												228	H	Hofstra	92 68	
												253	A	Marshall	76 69	
												284	A	Saint Joseph's	73 52	
												286	H	La Salle	92 68	
												293	A	Col. of Charleston	77 61	
												296	H	Loyola Maryland	62 57	
												300	A	UMBC	71 62	

LAST 12 Division I GAMES:																
138	A	UNCW	73 77	129	H	William & Mary	69 80									
293	A	Col. of Charleston	77 61	192	H	Elon	59 58									
228	H	Hofstra	92 68	253	A	Marshall	76 69									
67	H	Northeastern	88 83	62	A	West Virginia	43 90									
186	A	Delaware	56 48	284	A	Saint Joseph's	73 52									
109	A	Drexel	55 54	296	H	Loyola Maryland	62 57									

Non-Div I Games:

Towson

Average RPI Win:	225	WON-LOST	WINNING	LAST 10	STRENGTH OF	OPP. STRENGTH	TEAM	ADJ.	CONF.	ADJ CONF.
Average RPI Loss:	84	RECORD	PCT. RANK	GAMES	SCHEDULE	OF SCHEDULE	RPI	RPI	RPI	RPI
DIV. I ONLY	15- 3	23	9-1	303	131	95	95	13	13	
DIV. I NON-CONF.	8- 2	52	0- 0	305	153	123	123	15	15	

TOTALS	RPI 1-25	RPI 26-50	W-L RECORDS	RPI 51-100	RPI 101-150	RPI 150+				
15- 3	0- 1	0- 0	OVERALL	1- 1	1- 0	13- 1				
7- 1	0- 0	0- 0	HOME	1- 1	0- 0	6- 0				
6- 2	0- 1	0- 0	AWAY	0- 0	1- 0	5- 1				
2- 0	0- 0	0- 0	NEUTRAL	0- 0	0- 0	2- 0				
8- 2	0- 1	0- 0	NON-CONFERENCE	0- 1	0- 0	8- 0				
3- 1	0- 0	0- 0	HOME	0- 1	0- 0	3- 0				
3- 1	0- 1	0- 0	AWAY	0- 0	0- 0	3- 0				
2- 0	0- 0	0- 0	NEUTRAL	0- 0	0- 0	2- 0				
7- 1	0- 0	0- 0	CONFERENCE	1- 0	1- 0	5- 1				
4- 0	0- 0	0- 0	HOME	1- 0	0- 0	3- 0				
3- 1	0- 0	0- 0	AWAY	0- 0	1- 0	2- 1				
0- 0	0- 0	0- 0	NEUTRAL	0- 0	0- 0	0- 0				

RPI 1-25				RPI 26-50				RPI 51-100				RPI 101+			
RPI	S	Opponent	Score	RPI	S	Opponent	Score	RPI	S	Opponent	Score	RPI	S	Opponent	Score
21	A	Florida St.	67 103					73	H	Middle Tenn.	64 67	128	A	Appalachian St.	83 72
								80	H	Little Rock	71 66	158	A	Georgia St.	80 84
												187	H	Arkansas St.	87 79
												197	A	Ole Miss	71 54
												205	A	Jacksonville St.	89 63
												206	A	Coastal Caro.	82 81
												210	N	Sam Houston St.	84 79
												239	H	Alabama St.	116 46
												245	H	Samford	72 52
												252	A	ETSU	84 66
												254	H	Louisiana	90 64
												271	A	Ga. Southern	97 81
												290	H	Tennessee St.	92 67
												297	H	La. -Monroe	78 56
												316	N	Mississippi Val.	75 54

LAST 12 Division I GAMES:															
158	A	Georgia St.	80 84	254	H	Louisiana	90 64								
271	A	Ga. Southern	97 81	297	H	La. -Monroe	78 56								
187	H	Arkansas St.	87 79	205	A	Jacksonville St.	89 63								
80	H	Little Rock	71 66	197	A	Ole Miss	71 54								
128	A	Appalachian St.	83 72	73	H	Middle Tenn.	64 67								
206	A	Coastal Caro.	82 81	239	H	Alabama St.	116 46								

Non-Div I Games: Taladega 91 70

Troy

T
u
l
a
n
e

Tulane			Through Games Of Jan. 30, 2019								
Average RPI	Win:	196	WON-LOST	WINNING	LAST 10	STRENGTH OF	OPP. STRENGTH	TEAM	ADJ.	CONF.	ADJ CONF.
Average RPI	Loss:	100	RECORD	PCT. RANK	GAMES	SCHEDULE	OF SCHEDULE	RPI	RPI	RPI	RPI
DIV. I ONLY			14- 6	70	7-3	185	88	112	112	9	9
DIV. I NON-CONF.			10- 3	59	1- 0	210	59	89	89	9	9

TOTALS		RPI 1-25		RPI 26-50		W-L RECORDS		RPI 51-100	RPI 101-150	RPI 150+	
14- 6		1- 1		0- 1		OVERALL		1- 1	1- 1	11- 2	
7- 3		0- 1		0- 0		HOME		0- 1	1- 0	6- 1	
4- 2		0- 0		0- 0		AWAY		1- 0	0- 1	3- 1	
3- 1		1- 0		0- 1		NEUTRAL		0- 0	0- 0	2- 0	
10- 3		1- 0		0- 1		NON-CONFERENCE		1- 1	1- 1	7- 0	
6- 1		0- 0		0- 0		HOME		0- 1	1- 0	5- 0	
1- 1		0- 0		0- 0		AWAY		1- 0	0- 1	0- 0	
3- 1		1- 0		0- 1		NEUTRAL		0- 0	0- 0	2- 0	
4- 3		0- 1		0- 0		CONFERENCE		0- 0	0- 0	4- 2	
1- 2		0- 1		0- 0		HOME		0- 0	0- 0	1- 1	
3- 1		0- 0		0- 0		AWAY		0- 0	0- 0	3- 1	
0- 0		0- 0		0- 0		NEUTRAL		0- 0	0- 0	0- 0	

RPI 1-25				RPI 26-50				RPI 51-100				RPI 101+ Team's RPI: 112			
RPI	S	Opponent	Score	RPI	S	Opponent	Score	RPI	S	Opponent	Score	RPI	S	Opponent	Score
7	H	UConn	33 75	28	N	Cal i forni a	57 65	58	A	LSU	56 54	101	A	Al abama	58 69
25	N	Central Mich.	68 57					64	H	Ol d Domi ni on	48 56	119	H	Washi ngton	63 51
												159	A	South Fla.	46 73
												177	H	Southern Mi ss.	71 54
												179	H	Texas St.	67 61
												198	A	SMU	61 43
												201	A	Temple	66 57
												202	H	Nichol l s St.	71 46
												221	A	Memphis	62 61
												225	H	Texas Southern	62 56
												242	H	East Carolina	68 57
												243	H	Wichi ta St.	44 62
												266	N	Cleveland St.	81 72
												282	H	Fla. Atlantic	88 45
												349	N	Florida A&M	78 34
LAST 12 Division I GAMES:															
243	H	Wichi ta St.	44 62	179	H	Texas St.	67 61	221	A	Memphis	62 61				
159	A	South Fla.	46 73	349	N	Florida A&M	78 34	25	N	Central Mich.	68 57				
7	H	UConn	33 75	64	H	Ol d Domi ni on	48 56	101	A	Al abama	58 69				
198	A	SMU	61 43												
201	A	Temple	66 57												
242	H	East Carolina	68 57												

T
u
l
a
n
e

Non-Di v I Games:

Tulane

Average RPI Win:	205	WON-LOST	WINNING	LAST 10	STRENGTH OF	OPP. STRENGTH	TEAM	ADJ.	CONF.	ADJ CONF.
Average RPI Loss:	89	RECORD	PCT. RANK	GAMES	SCHEDULE	OF SCHEDULE	RPI	RPI	RPI	RPI
DIV. I ONLY	9- 11	196	4-6	88	101	155	155	9	9	
DIV. I NON-CONF.	6- 7	172	0- 1	82	82	136	136	9	9	

TOTALS	RPI 1-25	RPI 26-50	W-L RECORDS	RPI 51-100	RPI 101-150	RPI 150+				
9- 11	0- 2	0- 1	OVERALL	0- 5	1- 1	8- 2				
6- 4	0- 0	0- 1	HOME	0- 2	0- 0	6- 1				
2- 7	0- 2	0- 0	AWAY	0- 3	0- 1	2- 1				
1- 0	0- 0	0- 0	NEUTRAL	0- 0	1- 0	0- 0				
6- 7	0- 1	0- 1	NON-CONFERENCE	0- 3	1- 1	5- 1				
4- 2	0- 0	0- 1	HOME	0- 1	0- 0	4- 0				
1- 5	0- 1	0- 0	AWAY	0- 2	0- 1	1- 1				
1- 0	0- 0	0- 0	NEUTRAL	0- 0	1- 0	0- 0				
3- 4	0- 1	0- 0	CONFERENCE	0- 2	0- 0	3- 1				
2- 2	0- 0	0- 0	HOME	0- 1	0- 0	2- 1				
1- 2	0- 1	0- 0	AWAY	0- 1	0- 0	1- 0				
0- 0	0- 0	0- 0	NEUTRAL	0- 0	0- 0	0- 0				

RPI 1-25				RPI 26-50				RPI 51-100				RPI 101+ Team's RPI: 155			
RPI	S	Opponent	Score	RPI	S	Opponent	Score	RPI	S	Opponent	Score	RPI	S	Opponent	Score
16	A	UCF	44 60	49	H	Arkansas	59 61	69	A	SFA	34 76	101	N	Alabama	80 73
17	A	Arizona St.	52 70					75	A	Belmont	53 78	108	A	American	52 68
								80	H	Little Rock	53 63	160	H	Abilene Christian	75 63
								82	H	Cincinnati	50 70	175	A	Oral Roberts	76 68
								91	A	Houston	44 76	187	A	Arkansas St.	60 73
												200	H	Saint Louis	86 75
												201	H	Temple	61 75
												221	H	Memphis	46 39
												230	H	Stetson	55 54
												242	A	East Carolina	75 55
												243	H	Wichita St.	63 49
												269	H	UTEP	66 45
LAST 12 Division I GAMES:															
91	A	Houston	44 76	17	A	Arizona St.	52 70	201	H	Temple	61 75				
82	H	Cincinnati	50 70	269	H	UTEP	66 45	49	H	Arkansas	59 61				
16	A	UCF	44 60	80	H	Little Rock	53 63	187	A	Arkansas St.	60 73				
242	A	East Carolina	75 55												
221	H	Memphis	46 39												
243	H	Wichita St.	63 49												

Non-Div I Games:

Tulsa

Average RPI	Win: 246	WON-LOST	WINNING	LAST 10	STRENGTH OF	OPP. STRENGTH	TEAM	ADJ.	CONF.	ADJ CONF.
Average RPI	Loss: 84	RECORD	PCT. RANK	GAMES	SCHEDULE	OF SCHEDULE	RPI	RPI	RPI	RPI
DIV. I ONLY	17- 3	15	8-2	337	156	145	145	16	16	
DIV. I NON-CONF.	11- 1	13	0- 1	336	238	119	119	18	18	

TOTALS	RPI 1-25	RPI 26-50	W-L RECORDS	RPI 51-100	RPI 101-150	RPI 150+				
17- 3	0- 0	0- 0	OVERALL	1- 2	2- 1	14- 0				
7- 2	0- 0	0- 0	HOME	0- 1	1- 1	6- 0				
8- 0	0- 0	0- 0	AWAY	1- 0	0- 0	7- 0				
2- 1	0- 0	0- 0	NEUTRAL	0- 1	1- 0	1- 0				
11- 1	0- 0	0- 0	NON-CONFERENCE	1- 1	2- 0	8- 0				
5- 0	0- 0	0- 0	HOME	0- 0	1- 0	4- 0				
4- 0	0- 0	0- 0	AWAY	1- 0	0- 0	3- 0				
2- 1	0- 0	0- 0	NEUTRAL	0- 1	1- 0	1- 0				
6- 2	0- 0	0- 0	CONFERENCE	0- 1	0- 1	6- 0				
2- 2	0- 0	0- 0	HOME	0- 1	0- 1	2- 0				
4- 0	0- 0	0- 0	AWAY	0- 0	0- 0	4- 0				
0- 0	0- 0	0- 0	NEUTRAL	0- 0	0- 0	0- 0				

U

U

A

A

B

B

RPI 1-25				RPI 26-50				RPI 51-100				RPI 101+				Team's RPI: 145	
RPI	S	Opponent	Score	RPI	S	Opponent	Score	RPI	S	Opponent	Score	RPI	S	Opponent	Score		
								53	N	Tennessee	69	73	128	H	Appalachian St.	80	61
								54	H	Rice	43	55	140	N	Oklahoma	89	84
								88	A	FGCU	62	60	144	H	Louisiana Tech	68	73
													177	H	Southern Miss.	71	60
													184	H	North Texas	70	60
													221	H	Memphis	85	54
													239	A	Alabama St.	62	47
													245	A	Samford	66	41
													263	A	UTSA	59	42
													269	A	UTEP	74	48
													282	A	Fla. Atlantic	89	64
													299	H	Alabama A&M	82	47
													315	N	Coppin St.	86	61
													320	A	FIU	83	59
													322	H	McNeese	91	48
													345	A	Chicago St.	90	45
													350	H	Alcorn	80	53

LAST 12 Division I GAMES:																	
				184	H	North Texas	70	60	53	N	Tennessee	69	73				
				263	A	UTSA	59	42	54	H	Rice	43	55				
				269	A	UTEP	74	48	282	A	Fla. Atlantic	89	64				
				177	H	Southern Miss.	71	60	88	A	FGCU	62	60				
				144	H	Louisiana Tech	68	73	315	N	Coppin St.	86	61				
				320	A	FIU	83	59	239	A	Alabama St.	62	47				

Non-Div I Games: Ala.-Huntsville 83 58

UAB

UC Davis

UC Davis

UC Davis				Through Games Of Jan. 30, 2019														
Average RPI Win:		199	WON-LOST RECORD		WINNING PCT. RANK		LAST 10 GAMES		STRENGTH OF SCHEDULE		OPP. STRENGTH OF SCHEDULE		TEAM RPI	ADJ. RPI	CONF. RPI	ADJ CONF. RPI		
Average RPI Loss:		122																
DIV. I ONLY		12- 6		82		9-1		139		155		72	72	22	22			
DIV. I NON-CONF.		7- 5		132		0- 1		199		57		112	112	21	21			

TOTALS		RPI 1-25		RPI 26-50		W-L RECORDS		RPI 51-100		RPI 101-150		RPI 150+						
12- 6		0- 1		1- 0		OVERALL		0- 1		1- 3		10- 1						
5- 1		0- 0		1- 0		HOME		0- 1		0- 0		4- 0						
6- 5		0- 1		0- 0		AWAY		0- 0		1- 3		5- 1						
1- 0		0- 0		0- 0		NEUTRAL		0- 0		0- 0		1- 0						
7- 5		0- 1		1- 0		NON-CONFERENCE		0- 1		1- 3		5- 0						
3- 1		0- 0		1- 0		HOME		0- 1		0- 0		2- 0						
3- 4		0- 1		0- 0		AWAY		0- 0		1- 3		2- 0						
1- 0		0- 0		0- 0		NEUTRAL		0- 0		0- 0		1- 0						
5- 1		0- 0		0- 0		CONFERENCE		0- 0		0- 0		5- 1						
2- 0		0- 0		0- 0		HOME		0- 0		0- 0		2- 0						
3- 1		0- 0		0- 0		AWAY		0- 0		0- 0		3- 1						
0- 0		0- 0		0- 0		NEUTRAL		0- 0		0- 0		0- 0						

RPI 1-25				RPI 26-50				RPI 51-100				Team's RPI: 72		RPI 101+				
RPI	S	Opponent	Score	RPI	S	Opponent	Score	RPI	S	Opponent	Score	RPI	S	Opponent	Score			
3	A	Stanford	43 71	47	H	Saint Mary's (CA)	76 74	70	H	Pacific	80 83	106	A	Washington St.	75 62			
												117	A	Loyola Marymount	53 60			
												139	A	Portland St.	50 65			
												141	A	Montana	56 62			
												151	H	UC Irvine	80 57			
												157	A	CSUN	60 49			
												174	A	UC Riverside	67 59			
												219	A	Cal St. Fullerton	75 39			
												219	H	Cal St. Fullerton	75 51			
												229	A	Sacramento St.	109 60			
												246	H	Southern Utah	68 45			
												248	A	San Francisco	70 68			
												256	N	Nevada	84 68			
												261	A	Hawaii	60 65			
												340	H	Seattle U	76 59			

LAST 12 Division I GAMES:																		
157	A	CSUN	60 49	141	A	Montana	56 62	219	A	Cal St. Fullerton	75 39							
151	H	UC Irvine	80 57	248	A	San Francisco	70 68	340	H	Seattle U	76 59							
219	H	Cal St. Fullerton	75 51	229	A	Sacramento St.	109 60	256	N	Nevada	84 68							
261	A	Hawaii	60 65															
174	A	UC Riverside	67 59															
47	H	Saint Mary's (CA)	76 74															

Non-Div I Games: Domini can (CA) 92 42

UC Davis

U
C
I
r
v
i
n
e

UC Irvine				Through Games Of Jan. 30, 2019							
Average RPI	Win:	251	WON-LOST	WINNING	LAST 10	STRENGTH OF	OPP. STRENGTH	TEAM	ADJ.	CONF.	ADJ CONF.
Average RPI	Loss:	123	RECORD	PCT. RANK	GAMES	SCHEDULE	OF SCHEDULE	RPI	RPI	RPI	RPI
DIV. I ONLY			12- 4	49	6-4	323	207	151	151	22	22
DIV. I NON-CONF.			9- 2	43	0- 0	321	222	147	147	21	21

TOTALS		RPI 1-25		RPI 26-50		W-L RECORDS		RPI 51-100		RPI 101-150	RPI 150+
12- 4		0- 1		0- 0		OVERALL		0- 1		2- 0	10- 2
6- 1		0- 0		0- 0		HOME		0- 0		0- 0	6- 1
4- 3		0- 1		0- 0		AWAY		0- 1		2- 0	2- 1
2- 0		0- 0		0- 0		NEUTRAL		0- 0		0- 0	2- 0
9- 2		0- 1		0- 0		NON-CONFERENCE		0- 0		2- 0	7- 1
4- 1		0- 0		0- 0		HOME		0- 0		0- 0	4- 1
3- 1		0- 1		0- 0		AWAY		0- 0		2- 0	1- 0
2- 0		0- 0		0- 0		NEUTRAL		0- 0		0- 0	2- 0
3- 2		0- 0		0- 0		CONFERENCE		0- 1		0- 0	3- 1
2- 0		0- 0		0- 0		HOME		0- 0		0- 0	2- 0
1- 2		0- 0		0- 0		AWAY		0- 1		0- 0	1- 1
0- 0		0- 0		0- 0		NEUTRAL		0- 0		0- 0	0- 0

RPI 1-25				RPI 26-50				RPI 51-100				RPI 101+ Team's RPI: 151			
RPI	S	Opponent	Score	RPI	S	Opponent	Score	RPI	S	Opponent	Score	RPI	S	Opponent	Score
5	A	Oregon	69 115					72	A	UC Davis	57 80	139	A	Portland St.	73 68
												150	A	Portland	84 69
												157	H	CSUN	65 61
												169	N	Indiana St.	77 61
												174	A	UC Riverside	72 88
												224	H	UNLV	57 55
												241	H	San Diego St.	70 78
												246	H	Southern Utah	75 58
												283	H	CSU Bakersfield	85 78
												317	A	Cal Poly	75 59
												317	H	Cal Poly	73 57
												319	A	San Jose St.	74 66
												340	H	Seattle U	65 60
												351	N	LIU Brooklyn	84 71

LAST 12 Division I GAMES:															
174	A	UC Riverside	72 88	317	H	Cal Poly	73 57								
157	H	CSUN	65 61	72	A	UC Davis	57 80								
317	A	Cal Poly	75 59	150	A	Portland	84 69								
340	H	Seattle U	65 60	241	H	San Diego St.	70 78								
5	A	Oregon	69 115	319	A	San Jose St.	74 66								
139	A	Portland St.	73 68	283	H	CSU Bakersfield	85 78								

Non-Div I Games: LIFE Pacific 105 31

UC Irvine

U
C
I
r
v
i
n
e

Average RPI Win:	232	WON-LOST	WINNING	LAST 10	STRENGTH OF	OPP. STRENGTH	TEAM	ADJ.	CONF.	ADJ CONF.
Average RPI Loss:	129	RECORD	PCT. RANK	GAMES	SCHEDULE	OF SCHEDULE	RPI	RPI	RPI	RPI
DIV. I ONLY	9- 11	196	6-4	175	151	174	174	22	22	
DIV. I NON-CONF.	6- 8	199	1- 0	150	115	170	170	21	21	

TOTALS	RPI 1-25	RPI 26-50	W-L RECORDS	RPI 51-100	RPI 101-150	RPI 150+				
9- 11	0- 2	0- 1	OVERALL	0- 3	0- 0	9- 5				
4- 2	0- 0	0- 0	HOME	0- 1	0- 0	4- 1				
4- 6	0- 0	0- 1	AWAY	0- 2	0- 0	4- 3				
1- 3	0- 2	0- 0	NEUTRAL	0- 0	0- 0	1- 1				
6- 8	0- 2	0- 1	NON-CONFERENCE	0- 2	0- 0	6- 3				
3- 0	0- 0	0- 0	HOME	0- 0	0- 0	3- 0				
2- 5	0- 0	0- 1	AWAY	0- 2	0- 0	2- 2				
1- 3	0- 2	0- 0	NEUTRAL	0- 0	0- 0	1- 1				
3- 3	0- 0	0- 0	CONFERENCE	0- 1	0- 0	3- 2				
1- 2	0- 0	0- 0	HOME	0- 1	0- 0	1- 1				
2- 1	0- 0	0- 0	AWAY	0- 0	0- 0	2- 1				
0- 0	0- 0	0- 0	NEUTRAL	0- 0	0- 0	0- 0				

RPI 1-25				RPI 26-50				RPI 51-100				RPI 101+ Team's RPI: 174			
RPI	S	Opponent	Score	RPI	S	Opponent	Score	RPI	S	Opponent	Score	RPI	S	Opponent	Score
5	N	Oregon	44 94	26	A	BYU	70 72	51	A	Southern California	55 73	151	H	UC Irvine	88 72
19	N	Texas A&M	63 70					72	H	UC Davis	59 67	157	A	CSUN	56 69
								81	A	Oklahoma St.	51 76	170	H	New Mexico St.	65 64
												188	N	Eastern Wash.	57 45
												194	N	Milwaukee	54 56
												206	H	Coastal Caro.	62 43
												246	H	Southern Utah	56 50
												259	A	Utah Valley	53 56
												261	A	Hawaii	60 55
												275	A	Long Beach St.	73 59
												275	H	Long Beach St.	45 63
												283	A	CSU Bakersfield	79 67
												285	A	California Baptist	57 65
												308	A	Weber St.	71 39

LAST 12 Division I GAMES:															
275	A	Long Beach St.	73 59	246	H	Southern Utah	56 50	261	A	Hawaii	60 55	170	H	New Mexico St.	65 64
157	A	CSUN	56 69	259	A	Utah Valley	53 56	308	A	Weber St.	71 39	188	N	Eastern Wash.	57 45
151	H	UC Irvine	88 72												
275	H	Long Beach St.	45 63												
72	H	UC Davis	59 67												
283	A	CSU Bakersfield	79 67												

Non-Div I Games:

UC Riverside

Average RPI	Win:	277	WON-LOST	WINNING	LAST 10	STRENGTH OF	OPP. STRENGTH	TEAM	ADJ.	CONF.	ADJ CONF.
Average RPI	Loss:	178	RECORD	PCT. RANK	GAMES	SCHEDULE	OF SCHEDULE	RPI	RPI	RPI	RPI
DIV. I ONLY		4- 14		305	2-8	271	222	318	318	22	22
DIV. I NON-CONF.		3- 10		278	1- 0	226	209	290	290	21	21

TOTALS	RPI 1-25		RPI 26-50		W-L RECORDS	RPI 51-100		RPI 101-150		RPI 150+	
4- 14	0- 0		0- 2		OVERALL	0- 2		0- 1		4- 9	
2- 7	0- 0		0- 1		HOME	0- 0		0- 1		2- 5	
1- 7	0- 0		0- 1		AWAY	0- 2		0- 0		1- 4	
1- 0	0- 0		0- 0		NEUTRAL	0- 0		0- 0		1- 0	
3- 10	0- 0		0- 2		NON-CONFERENCE	0- 2		0- 1		3- 5	
1- 5	0- 0		0- 1		HOME	0- 0		0- 1		1- 3	
1- 5	0- 0		0- 1		AWAY	0- 2		0- 0		1- 2	
1- 0	0- 0		0- 0		NEUTRAL	0- 0		0- 0		1- 0	
1- 4	0- 0		0- 0		CONFERENCE	0- 0		0- 0		1- 4	
1- 2	0- 0		0- 0		HOME	0- 0		0- 0		1- 2	
0- 2	0- 0		0- 0		AWAY	0- 0		0- 0		0- 2	
0- 0	0- 0		0- 0		NEUTRAL	0- 0		0- 0		0- 0	

RPI 1-25				RPI 26-50				RPI 51-100				RPI 101+ Team's RPI: 318			
RPI	S	Opponent	Score	RPI	S	Opponent	Score	RPI	S	Opponent	Score	RPI	S	Opponent	Score
				28	A	Cal i forni a	45 69	51	A	Southern Cal i forni a	39 82	117	H	Loyol a Marymount	57 70
				47	H	Saint Mary's (CA)	55 80	70	A	Paci fi c	53 69	157	A	CSUN	65 73
												170	H	New Mexico St.	73 81
												219	H	Cal St. Fullerton	52 59
												224	A	UNLV	51 69
												241	A	San Diego St.	63 58
												251	N	Dartmouth	62 56
												259	A	Utah Valley	54 63
												261	H	Hawai i	35 47
												275	H	Long Beach St.	60 54
												283	H	CSU Bakersfield	48 56
												285	H	Cal i forni a Baptist	64 76
												317	A	Cal Poly	67 75
												339	H	Grand Canyon	66 55
LAST 12 Division I GAMES:															
				219	H	Cal St. Fullerton	52 59	251	N	Dartmouth	62 56				
				275	H	Long Beach St.	60 54	261	H	Hawai i	35 47				
				317	A	Cal Poly	67 75	285	H	Cal i forni a Baptist	64 76				
				157	A	CSUN	65 73	28	A	Cal i forni a	45 69				
				170	H	New Mexico St.	73 81	70	A	Paci fi c	53 69				
				241	A	San Diego St.	63 58	339	H	Grand Canyon	66 55				

Non-Div I Games:

UC Santa Barbara

UCF		Average RPI Win: 156	WON-LOST RECORD	WINNING PCT. RANK	LAST 10 GAMES	STRENGTH OF SCHEDULE	OPP. STRENGTH OF SCHEDULE	TEAM RPI	ADJ. RPI	CONF. RPI	ADJ CONF. RPI
Average RPI Loss: 14											
DIV. I ONLY		18- 3		13	8-2	63	61	16	16	9	9
DIV. I NON-CONF.		11- 2		32	0- 0	77	33	15	15	9	9

TOTALS	RPI 1-25		RPI 26-50		W-L RECORDS	RPI 51-100		RPI 101-150		RPI 150+	
18- 3	0- 3		1- 0		OVERALL	4- 0		2- 0		11- 0	
8- 0	0- 0		1- 0		HOME	3- 0		1- 0		3- 0	
9- 2	0- 2		0- 0		AWAY	1- 0		1- 0		7- 0	
1- 1	0- 1		0- 0		NEUTRAL	0- 0		0- 0		1- 0	
11- 2	0- 2		1- 0		NON-CONFERENCE	2- 0		2- 0		6- 0	
4- 0	0- 0		1- 0		HOME	1- 0		1- 0		1- 0	
6- 1	0- 1		0- 0		AWAY	1- 0		1- 0		4- 0	
1- 1	0- 1		0- 0		NEUTRAL	0- 0		0- 0		1- 0	
7- 1	0- 1		0- 0		CONFERENCE	2- 0		0- 0		5- 0	
4- 0	0- 0		0- 0		HOME	2- 0		0- 0		2- 0	
3- 1	0- 1		0- 0		AWAY	0- 0		0- 0		3- 0	
0- 0	0- 0		0- 0		NEUTRAL	0- 0		0- 0		0- 0	

RPI 1-25				RPI 26-50				RPI 51-100				RPI 101+			
RPI	S	Opponent	Score	RPI	S	Opponent	Score	RPI	S	Opponent	Score	RPI	S	Opponent	Score
7	A	UConn	57 93	43	H	Villanova	71 56	66	A	Quinnipiac	47 45	105	A	Pittsburgh	61 58
9	N	Syracuse	52 57					70	H	Pacific	64 57	121	H	Chattanooga	75 37
25	A	Central Mich.	68 75					82	H	Cincinnati	56 55	155	H	Tulsa	60 44
								91	H	Houston	58 56	156	A	Duquesne	71 63
												159	A	South Fla.	62 49
												171	A	Mercer	76 42
												186	A	Delaware	71 60
												198	H	SMU	55 43
												221	A	Memphis	68 55
												230	A	Stetson	78 55
												232	N	Liberty	53 45
												242	A	East Carolina	61 58
												272	H	Richmond	70 48
LAST 12 Division I GAMES:															
242	A	East Carolina	61 58	91	H	Houston	58 56	7	A	UConn	57 93				
198	H	SMU	55 43					66	A	Quinnipiac	47 45				
155	H	Tulsa	60 44					9	N	Syracuse	52 57				
82	H	Cincinnati	56 55					232	N	Liberty	53 45				
159	A	South Fla.	62 49					70	H	Pacific	64 57				
221	A	Memphis	68 55												

Non-Div I Games:

UCF

Average RPI	Win:	118	WON-LOST	WINNING	LAST 10	STRENGTH OF	OPP. STRENGTH	TEAM	ADJ.	CONF.	ADJ CONF.
Average RPI	Loss:	52	RECORD	PCT. RANK	GAMES	SCHEDULE	OF SCHEDULE	RPI	RPI	RPI	RPI
DIV. I ONLY		11- 9		141	6-4	9	32	41	41	2	2
DIV. I NON-CONF.		7- 5		132	0- 0	47	85	96	96	2	2

TOTALS	RPI 1-25		RPI 26-50		W-L RECORDS	RPI 51-100		RPI 101-150		RPI 150+	
11- 9	1- 3		1- 3		OVERALL	5- 1		2- 1		2- 1	
6- 4	0- 1		0- 2		HOME	3- 1		2- 0		1- 0	
5- 2	1- 1		1- 0		AWAY	2- 0		0- 1		1- 0	
0- 3	0- 1		0- 1		NEUTRAL	0- 0		0- 0		0- 1	
7- 5	0- 1		0- 2		NON-CONFERENCE	3- 0		2- 1		2- 1	
6- 1	0- 0		0- 1		HOME	3- 0		2- 0		1- 0	
1- 1	0- 0		0- 0		AWAY	0- 0		0- 1		1- 0	
0- 3	0- 1		0- 1		NEUTRAL	0- 0		0- 0		0- 1	
4- 4	1- 2		1- 1		CONFERENCE	2- 1		0- 0		0- 0	
0- 3	0- 1		0- 1		HOME	0- 1		0- 0		0- 0	
4- 1	1- 1		1- 0		AWAY	2- 0		0- 0		0- 0	
0- 0	0- 0		0- 0		NEUTRAL	0- 0		0- 0		0- 0	

RPI 1-25				RPI 26-50				RPI 51-100				RPI 101+			
RPI	S	Opponent	Score	RPI	S	Opponent	Score	RPI	S	Opponent	Score	RPI	S	Opponent	Score
3	A	Stanford	80 86	28	A	Cal i forn i a	84 79	51	A	Southern Cal i forn i a	72 65	117	A	Loyol a Marymount	63 69
5	H	Oregon	52 72	34	N	North Carol i na	49 83	51	H	Southern Cal i forn i a	67 72	130	H	Georgi a	80 69
17	A	Ariz ona St.	61 59	35	H	Indi ana	65 67	54	H	Ri ce	59 50	137	H	Fresno St.	89 80
23	N	Kentucky	74 75	40	H	Oregon St.	73 83	65	A	Ariz ona	98 93	159	N	South Fla.	56 60
								81	H	Okl ahoma St.	71 59	317	H	Cal Poly	81 35
								89	H	Seton Hal l	78 62	333	A	UIC	78 47

LAST 12 Divi s i on I GAMES:															
51	H	Southern Cal i forn i a	67 72	65	A	Ariz ona	98 93	17	A	Ariz ona St.	61 59	317	H	Cal Poly	81 35
5	H	Oregon	52 72	28	A	Cal i forn i a	84 79	333	A	UIC	78 47	81	H	Okl ahoma St.	71 59
40	H	Oregon St.	73 83	51	A	Southern Cal i forn i a	72 65	137	H	Fresno St.	89 80				
3	A	Stanford	80 86												

Non-Di v I Games:

UCLA

Average RPI Win: 109

Average RPI Loss: 2

WON-LOST
RECORDWINNING
PCT. RANKLAST 10
GAMESSTRENGTH OF
SCHEDULEOPP. STRENGTH
OF SCHEDULETEAM
RPIADJ.
RPICONF.
RPIADJ CONF.
RPIDIV. I ONLY
DIV. I NON-CONF.18- 1
11- 14
139-1
0- 040
415
27
87
89
99
9

TOTALS

RPI 1-25

RPI 26-50

W-L RECORDS

RPI 51-100

RPI 101-150

RPI 150+

18- 1 2- 1

3- 0

OVERALL

4- 0

3- 0

6- 0

7- 0 1- 0

1- 0

HOME

3- 0

0- 0

2- 0

7- 1 1- 1

1- 0

AWAY

1- 0

2- 0

2- 0

4- 0 0- 0

1- 0

NEUTRAL

0- 0

1- 0

2- 0

11- 1 1- 1

3- 0

NON-CONFERENCE

2- 0

2- 0

3- 0

3- 0 0- 0

1- 0

HOME

2- 0

0- 0

0- 0

4- 1 1- 1

1- 0

AWAY

0- 0

1- 0

1- 0

4- 0 0- 0

1- 0

NEUTRAL

0- 0

1- 0

2- 0

7- 0 1- 0

0- 0

CONFERENCE

2- 0

1- 0

3- 0

4- 0 1- 0

0- 0

HOME

1- 0

0- 0

2- 0

3- 0 0- 0

0- 0

AWAY

1- 0

1- 0

1- 0

0- 0 0- 0

0- 0

NEUTRAL

0- 0

0- 0

0- 0

RPI 1-25

Team's RPI: 7

RPI 26-50

RPI 51-100

RPI 101+

RPI	S	Opponent	Score
1	A	Notre Dame	89 71
2	A	Baylor	57 68
16	H	UCF	93 57

RPI	S	Opponent	Score
28	A	Cal i forn i a	76 66
29	N	Purdue	86 40
37	H	DePaul	99 63

RPI	S	Opponent	Score
82	H	Ci nc i n n a t i	82 38
89	H	S e t o n H a l l	99 61
91	A	Houston	81 61
94	H	O h i o S t.	85 53

RPI	S	Opponent	Score
112	A	Tul a n e	75 33
123	N	S t. J o h n' s (N Y)	65 55
140	A	O k l a h o m a	72 63
159	H	S o u t h F l a.	63 46
168	N	V a n d e r b i l t	80 42
197	N	O l e M i s s	90 50
198	H	S M U	79 39
200	A	S a i n t L o u i s	98 42
201	A	T e m p l e	88 67

LAST 12 D i v i s i o n I G A M E S:

201	A	T e m p l e	88 67	16	H	U C F	93 57
112	A	T u l a n e	75 33	198	H	S M U	79 39
159	H	S o u t h F l a.	63 46	28	A	C a l i f o r n i a	76 66
82	H	C i n c i n n a t i	82 38	140	A	O k l a h o m a	72 63
91	A	H o u s t o n	81 61	89	H	S e t o n H a l l	99 61
2	A	B a y l o r	57 68	200	A	S a i n t L o u i s	98 42

U
C
o
n
nU
C
o
n
n

Non-Di v I Games:

UConn

Loss, Non-Conf, S Site, H Home A Away N Neutral

Average RPI Win:	315	WON-LOST	WINNING	LAST 10	STRENGTH OF	OPP. STRENGTH	TEAM	ADJ.	CONF.	ADJ CONF.
Average RPI Loss:	167	RECORD	PCT. RANK	GAMES	SCHEDULE	OF SCHEDULE	RPI	RPI	RPI	RPI
DIV. I ONLY	3- 17	328	1-9	283	191	333	333	20	20	
DIV. I NON-CONF.	2- 9	297	0- 0	260	185	314	314	19	19	

TOTALS	RPI 1-25	RPI 26-50	W-L RECORDS	RPI 51-100	RPI 101-150	RPI 150+				
3- 17	0- 1	0- 1	OVERALL	0- 4	0- 2	3- 9				
2- 6	0- 0	0- 1	HOME	0- 2	0- 0	2- 3				
1- 9	0- 1	0- 0	AWAY	0- 2	0- 2	1- 4				
0- 2	0- 0	0- 0	NEUTRAL	0- 0	0- 0	0- 2				
2- 9	0- 1	0- 1	NON-CONFERENCE	0- 2	0- 0	2- 5				
1- 3	0- 0	0- 1	HOME	0- 1	0- 0	1- 1				
1- 4	0- 1	0- 0	AWAY	0- 1	0- 0	1- 2				
0- 2	0- 0	0- 0	NEUTRAL	0- 0	0- 0	0- 2				
1- 8	0- 0	0- 0	CONFERENCE	0- 2	0- 2	1- 4				
1- 3	0- 0	0- 0	HOME	0- 1	0- 0	1- 2				
0- 5	0- 0	0- 0	AWAY	0- 1	0- 2	0- 2				
0- 0	0- 0	0- 0	NEUTRAL	0- 0	0- 0	0- 0				

RPI 1-25				RPI 26-50				RPI 51-100				RPI 101+				Team's RPI: 333
RPI	S	Opponent	Score	RPI	S	Opponent	Score	RPI	S	Opponent	Score	RPI	S	Opponent	Score	
11	A	Marquette	32 96	41	H	UCLA	47 78	59	H	Miami (OH)	56 65	116	A	Youngstown St.	29 81	
								63	A	Northwestern	44 87	125	A	IUPUI	43 71	
								76	A	Green Bay	32 62	169	A	Indiana St.	53 60	
								93	H	Wright St.	46 79	185	A	Eastern Mich.	38 52	
												194	A	Milwaukee	53 72	
												222	H	Loyola Chicago	60 75	
												266	A	Cleveland St.	53 71	
												288	H	Northern Ky.	49 67	
												295	N	Fairfield	60 68	
												302	H	Valparaiso	75 65	
												306	H	Oakland	69 65	
												310	N	Jackson St.	57 72	
												332	H	Detroit Mercy	36 42	
												338	A	Evansville	62 54	

LAST 12 Division I GAMES:																
125	A	IUPUI	43 71	194	A	Milwaukee	53 72									
332	H	Detroit Mercy	36 42	76	A	Green Bay	32 62									
306	H	Oakland	69 65	288	H	Northern Ky.	49 67									
266	A	Cleveland St.	53 71	310	N	Jackson St.	57 72									
116	A	Youngstown St.	29 81	295	N	Fairfield	60 68									
93	H	Wright St.	46 79	41	H	UCLA	47 78									

Non-Div I Games:

UIC

Average RPI Win: 304
Average RPI Loss: 175

WON-LOST
RECORD

WINNING
PCT. RANK

LAST 10
GAMES

STRENGTH OF
SCHEDULE

OPP. STRENGTH
OF SCHEDULE

TEAM
RPI

ADJ.
RPI

CONF.
RPI

ADJ CONF.
RPI

DIV. I ONLY	5- 13	280	2-8	305	231	300	300	23	23
DIV. I NON-CONF.	4- 6	212	0- 0	300	215	269	269	24	24
<hr/>									
TOTALS	RPI 1-25	RPI 26-50	W-L RECORDS	RPI 51-100	RPI 101-150	RPI 150+			
5- 13	0- 1	0- 0	OVERALL	0- 1	0- 3	5- 8			
1- 7	0- 0	0- 0	HOME	0- 0	0- 2	1- 5			
2- 6	0- 1	0- 0	AWAY	0- 1	0- 1	2- 3			
2- 0	0- 0	0- 0	NEUTRAL	0- 0	0- 0	2- 0			
4- 6	0- 1	0- 0	NON-CONFERENCE	0- 0	0- 2	4- 3			
0- 4	0- 0	0- 0	HOME	0- 0	0- 1	0- 3			
2- 2	0- 1	0- 0	AWAY	0- 0	0- 1	2- 0			
2- 0	0- 0	0- 0	NEUTRAL	0- 0	0- 0	2- 0			
1- 7	0- 0	0- 0	CONFERENCE	0- 1	0- 1	1- 5			
1- 3	0- 0	0- 0	HOME	0- 0	0- 1	1- 2			
0- 4	0- 0	0- 0	AWAY	0- 1	0- 0	0- 3			
0- 0	0- 0	0- 0	NEUTRAL	0- 0	0- 0	0- 0			

RPI 1-25				RPI 26-50				RPI 51-100				RPI 101+				Team's RPI: 300
RPI	S	Opponent	Score	RPI	S	Opponent	Score	RPI	S	Opponent	Score	RPI	S	Opponent	Score	
18	A	Maryland	61 92					71	A	Maine	44 84	108	A	American	42 64	
												110	H	Hartford	52 66	
												122	H	Towson	62 71	
												166	A	Stony Brook	44 57	
												181	H	UMES	67 73	
												220	A	Binghamton	45 67	
												226	H	Mt. St. Mary's	52 65	
												228	H	Hofstra	42 45	
												260	A	Albany (NY)	44 64	
												263	N	UTSA	72 58	
												274	H	Vermont	44 58	
												291	N	Kennesaw St.	57 53	
												294	H	UMass Lowell	55 67	
												315	A	Coppin St.	57 52	
												323	A	Morgan St.	73 68	
												327	H	New Hampshire	64 62	
<hr/>																
LAST 12 Division I GAMES:																
274	H	Vermont	44 58	166	A	Stony Brook	44 57									
260	A	Albany (NY)	44 64	327	H	New Hampshire	64 62									
220	A	Binghamton	45 67	181	H	UMES	67 73									
294	H	UMass Lowell	55 67	323	A	Morgan St.	73 68									
110	H	Hartford	52 66	228	H	Hofstra	42 45									
71	A	Maine	44 84	226	H	Mt. St. Mary's	52 65									

Non-Div I Games: Notre Dame (MD) 81 43 Eastern 81 42 Gettysburg 65 51

UMBC

Loss, Non-Conf, S Site, H Home A Away N Neutral

UMES				Through Games Of Jan. 30, 2019							
Average RPI Win:		284	WON-LOST RECORD	WINNING PCT. RANK	LAST 10 GAMES	STRENGTH OF SCHEDULE	OPP. STRENGTH OF SCHEDULE	TEAM RPI	ADJ. RPI	CONF. RPI	ADJ CONF. RPI
Average RPI Loss:		158									
DIV. I ONLY		9- 10	184	8-2	240	309	181	181	32	32	
DIV. I NON-CONF.		2- 9	297	0- 0	198	118	250	250	32	32	

TOTALS		RPI 1-25	RPI 26-50		W-L RECORDS		RPI 51-100	RPI 101-150	RPI 150+		
9- 10		0- 2	0- 1		OVERALL		0- 1	0- 1	9- 5		
2- 2		0- 0	0- 1		HOME		0- 0	0- 0	2- 1		
7- 8		0- 2	0- 0		AWAY		0- 1	0- 1	7- 4		
0- 0		0- 0	0- 0		NEUTRAL		0- 0	0- 0	0- 0		
2- 9		0- 2	0- 1		NON-CONFERENCE		0- 1	0- 1	2- 4		
0- 1		0- 0	0- 1		HOME		0- 0	0- 0	0- 0		
2- 8		0- 2	0- 0		AWAY		0- 1	0- 1	2- 4		
0- 0		0- 0	0- 0		NEUTRAL		0- 0	0- 0	0- 0		
7- 1		0- 0	0- 0		CONFERENCE		0- 0	0- 0	7- 1		
2- 1		0- 0	0- 0		HOME		0- 0	0- 0	2- 1		
5- 0		0- 0	0- 0		AWAY		0- 0	0- 0	5- 0		
0- 0		0- 0	0- 0		NEUTRAL		0- 0	0- 0	0- 0		

RPI 1-25				RPI 26-50				RPI 51-100				RPI 101+ Team's RPI: 181			
RPI	S	Opponent	Score	RPI	S	Opponent	Score	RPI	S	Opponent	Score	RPI	S	Opponent	Score
9	A	Syracuse	51 96	30	H	Buffalo	63 69	98	A	Georgetown	55 74	103	A	Wake Forest	67 78
24	A	Miami (FL)	53 71									189	A	George Mason	49 70
												226	A	Mt. St. Mary's	86 73
												240	A	Howard	80 73
												240	H	Howard	80 72
												242	A	East Carolina	69 84
												262	H	N. C. A&T	49 51
												264	A	Bethune-Cookman	64 52
												270	A	Norfolk St.	59 43
												272	A	Richmond	55 57
												300	A	UMBC	73 67
												323	A	Morgan St.	73 68
												346	H	N. C. Central	59 49
												348	A	Longwood	71 83
												349	A	Florida A&M	68 36

LAST 12 Division I GAMES:															
264	A	Bethune-Cookman	64 52	240	A	Howard	80 73								
349	A	Florida A&M	68 36	270	A	Norfolk St.	59 43								
262	H	N. C. A&T	49 51	300	A	UMBC	73 67								
346	H	N. C. Central	59 49	189	A	George Mason	49 70								
240	H	Howard	80 72	226	A	Mt. St. Mary's	86 73								
323	A	Morgan St.	73 68	24	A	Miami (FL)	53 71								

Non-Div I Games: Regent 72 16 Cheyney 88 39

UMES

■ Loss,
 ■ Non-Conf,
 ■ S Site,
 ■ Home
 ■ Away
 ■ N Neutral

UMKC				Through Games Of Jan. 30, 2019							
Average RPI Win:		272	WON-LOST RECORD	WINNING PCT. RANK	LAST 10 GAMES	STRENGTH OF SCHEDULE	OPP. STRENGTH OF SCHEDULE	TEAM RPI	ADJ. RPI	CONF. RPI	ADJ CONF. RPI
Average RPI Loss:		146									
DIV. I ONLY		9- 8	146	8-2	287	277	195	195	30	30	
DIV. I NON-CONF.		4- 7	228	0- 0	130	212	195	195	30	30	

TOTALS		RPI 1-25	RPI 26-50		W-L RECORDS		RPI 51-100	RPI 101-150	RPI 150+		
9- 8		0- 0	0- 1		OVERALL		0- 2	1- 0	8- 5		
3- 3		0- 0	0- 0		HOME		0- 0	1- 0	2- 3		
6- 5		0- 0	0- 1		AWAY		0- 2	0- 0	6- 2		
0- 0		0- 0	0- 0		NEUTRAL		0- 0	0- 0	0- 0		
4- 7		0- 0	0- 1		NON-CONFERENCE		0- 2	1- 0	3- 4		
2- 2		0- 0	0- 0		HOME		0- 0	1- 0	1- 2		
2- 5		0- 0	0- 1		AWAY		0- 2	0- 0	2- 2		
0- 0		0- 0	0- 0		NEUTRAL		0- 0	0- 0	0- 0		
5- 1		0- 0	0- 0		CONFERENCE		0- 0	0- 0	5- 1		
1- 1		0- 0	0- 0		HOME		0- 0	0- 0	1- 1		
4- 0		0- 0	0- 0		AWAY		0- 0	0- 0	4- 0		
0- 0		0- 0	0- 0		NEUTRAL		0- 0	0- 0	0- 0		

RPI 1-25				RPI 26-50				RPI 51-100				RPI 101+ Team's RPI: 195			
RPI	S	Opponent	Score	RPI	S	Opponent	Score	RPI	S	Opponent	Score	RPI	S	Opponent	Score
				36	A	Missouri	59 66	52	A	Kansas St.	50 61	144	H	Louisiana Tech	80 70
								79	A	Kansas	55 67	163	A	Denver	75 92
												175	A	Oral Roberts	64 75
												189	H	George Mason	84 91
												191	H	Illinois St.	55 62
												211	H	SIUE	80 75
												222	A	Loyola Chicago	88 74
												259	A	Utah Valley	68 64
												283	H	CSU Bakersfield	57 67
												285	A	California Baptist	78 74
												305	A	North Dakota St.	69 59
												339	H	Grand Canyon	73 45
												340	A	Seattle U	86 62
												345	A	Chicago St.	111 58
LAST 12 Division I GAMES:															
339	H	Grand Canyon	73 45	340	A	Seattle U	86 62								
283	H	CSU Bakersfield	57 67	259	A	Utah Valley	68 64								
285	A	California Baptist	78 74	211	H	SIUE	80 75								
345	A	Chicago St.	111 58	222	A	Loyola Chicago	88 74								
191	H	Illinois St.	55 62	36	A	Missouri	59 66								
144	H	Louisiana Tech	80 70	305	A	North Dakota St.	69 59								

Non-Div I Games: Peru St. 98 62 Mo.-St. Louis 92 63

UMKC

■ Loss,
 ■ Non-Conf, S Site,
 ■ Home
 ■ Away
 N Neutral

Average RPI Win:	287	WON-LOST	WINNING	LAST 10	STRENGTH OF	OPP. STRENGTH	TEAM	ADJ.	CONF.	ADJ CONF.
Average RPI Loss:	192	RECORD	PCT. RANK	GAMES	SCHEDULE	OF SCHEDULE	RPI	RPI	RPI	RPI
DIV. I ONLY	5- 15	293	3-7	262	312	294	294	23	23	
DIV. I NON-CONF.	3- 9	271	0- 0	267	332	294	294	24	24	
<hr/>										
TOTALS	RPI 1-25	RPI 26-50	W-L RECORDS	RPI 51-100	RPI 101-150	RPI 150+				
5- 15	0- 0	0- 1	OVERALL	0- 3	0- 1	5- 10				
2- 6	0- 0	0- 0	HOME	0- 1	0- 1	2- 4				
3- 9	0- 0	0- 1	AWAY	0- 2	0- 0	3- 6				
0- 0	0- 0	0- 0	NEUTRAL	0- 0	0- 0	0- 0				
3- 9	0- 0	0- 1	NON-CONFERENCE	0- 2	0- 0	3- 6				
1- 3	0- 0	0- 0	HOME	0- 1	0- 0	1- 2				
2- 6	0- 0	0- 1	AWAY	0- 1	0- 0	2- 4				
0- 0	0- 0	0- 0	NEUTRAL	0- 0	0- 0	0- 0				
2- 6	0- 0	0- 0	CONFERENCE	0- 1	0- 1	2- 4				
1- 3	0- 0	0- 0	HOME	0- 0	0- 1	1- 2				
1- 3	0- 0	0- 0	AWAY	0- 1	0- 0	1- 2				
0- 0	0- 0	0- 0	NEUTRAL	0- 0	0- 0	0- 0				

RPI 1-25				RPI 26-50				RPI 51-100				RPI 101+				Team's RPI: 294	
RPI	S	Opponent	Score	RPI	S	Opponent	Score	RPI	S	Opponent	Score	RPI	S	Opponent	Score		
				42	A	Butler	36 89										
								71	A	Maine	45 79	110	H	Hartford	44 66		
								87	H	Providence	47 71	166	A	Stony Brook	56 76		
								89	A	Seton Hall	57 90	199	A	Massachusetts	62 59		
												213	A	Holy Cross	54 63		
												215	A	Cornell	54 63		
												216	H	Colgate	52 61		
												220	H	Binghamton	50 70		
												251	A	Dartmouth	54 70		
												260	A	Albany (NY)	56 63		
												274	H	Vermont	54 51		
												289	H	Bryant	57 58		
												300	A	UMBC	67 55		
												309	H	Saint Peter's	59 57		
												323	A	Morgan St.	49 61		
												327	H	New Hampshire	53 56		
												351	A	LIU Brooklyn	69 64		
LAST 12 Division I GAMES:																	
				110	H	Hartford	44 66	71	A	Maine	45 79						
				260	A	Albany (NY)	56 63	220	H	Binghamton	50 70						
				300	A	UMBC	67 55	323	A	Morgan St.	49 61						
				327	H	New Hampshire	53 56	199	A	Massachusetts	62 59						
				166	A	Stony Brook	56 76	251	A	Dartmouth	54 70						
				274	H	Vermont	54 51	87	H	Providence	47 71						

Non-Div I Games: Fisher 79 45

UMass Lowell

Average RPI Win:

266

WON-LOST

WINNING

LAST 10

STRENGTH OF

OPP. STRENGTH

TEAM

ADJ.

CONF.

ADJ CONF.

Average RPI Loss:

154

RECORD

PCT. RANK

GAMES

SCHEDULE

OF SCHEDULE

RPI

RPI

RPI

RPI

DIV. I ONLY

9- 9

165

5-5

202

321

190

190

28

28

DIV. I NON-CONF.

4- 6

212

0- 0

132

278

204

204

29

29

TOTALS

RPI 1-25

RPI 26-50

W-L RECORDS

RPI 51-100

RPI 101-150

RPI 150+

9- 9

0- 0

0- 0

OVERALL

0- 2

2- 2

7- 5

7- 1

0- 0

0- 0

HOME

0- 0

2- 0

5- 1

2- 8

0- 0

0- 0

AWAY

0- 2

0- 2

2- 4

0- 0

0- 0

0- 0

NEUTRAL

0- 0

0- 0

0- 0

4- 6

0- 0

0- 0

NON-CONFERENCE

0- 2

1- 1

3- 3

4- 0

0- 0

0- 0

HOME

0- 0

1- 0

3- 0

0- 6

0- 0

0- 0

AWAY

0- 2

0- 1

0- 3

0- 0

0- 0

0- 0

NEUTRAL

0- 0

0- 0

0- 0

5- 3

0- 0

0- 0

CONFERENCE

0- 0

1- 1

4- 2

3- 1

0- 0

0- 0

HOME

0- 0

1- 0

2- 1

2- 2

0- 0

0- 0

AWAY

0- 0

0- 1

2- 1

0- 0

0- 0

0- 0

NEUTRAL

0- 0

0- 0

0- 0

RPI 1-25

RPI 26-50

RPI 51-100

RPI 101+

Team's RPI: 190

RPI S Opponent Score

RPI S Opponent Score

RPI S Opponent Score

RPI S Opponent Score

53 A Tennessee 46 73

73 A Middle Tenn. 46 67

120 A Tennessee Tech 53 60

124 A Radford 46 60

127 H Davidson 69 56

134 H High Point 67 56

164 A Charlotte 53 70

171 A Mercer 47 61

193 H Hampton 58 61

237 A Furman 47 58

247 A Gardner-Webb 59 69

252 H ETSU 56 55

255 H Campbell 60 52

278 H Wofford 60 46

328 A Presbyterian 52 43

331 H Western Caro. 74 49

341 A USC Upstate 93 86

348 H Longwood 80 55

LAST 12 Division I GAMES:

134	H	High Point	67	56	328	A	Presbyteri an	52	43
341	A	USC Upstate	93	86	348	H	Longwood	80	55
255	H	Campbel l	60	52	171	A	Mercer	47	61
247	A	Gardner-Webb	59	69	73	A	Mi ddl e Tenn.	46	67
193	H	Hampton	58	61	120	A	Tennessee Tech	53	60
124	A	Radford	46	60	252	H	ETSU	56	55

U
N
C
A
s
h
e
v
i
l
l
e

Non-Di v I Games:

Warren Wil son

92 31

UNC Asheville

Average RPI Win: 248

WON-LOST

WINNING

LAST 10

STRENGTH OF

OPP. STRENGTH

TEAM

ADJ.

CONF.

ADJ CONF.

Average RPI Loss: 192

RECORD

PCT. RANK

GAMES

SCHEDULE

OF SCHEDULE

RPI

RPI

RPI

RPI

DIV. I ONLY
DIV. I NON-CONF.

4- 12

293

4-6

264

264

313

313

25

25

2- 9

297

0- 0

243

220

307

307

25

25

TOTALS

RPI 1-25

RPI 26-50

W-L RECORDS

RPI 51-100

RPI 101-150

RPI 150+

4- 12

0- 0

0- 1

OVERALL

0- 1

0- 2

4- 8

3- 2

0- 0

0- 0

HOME

0- 0

0- 0

3- 2

0- 9

0- 0

0- 1

AWAY

0- 0

0- 2

0- 6

1- 1

0- 0

0- 0

NEUTRAL

0- 1

0- 0

1- 0

2- 9

0- 0

0- 1

NON-CONFERENCE

0- 1

0- 2

2- 5

1- 1

0- 0

0- 0

HOME

0- 0

0- 0

1- 1

0- 7

0- 0

0- 1

AWAY

0- 0

0- 2

0- 4

1- 1

0- 0

0- 0

NEUTRAL

0- 1

0- 0

1- 0

2- 3

0- 0

0- 0

CONFERENCE

0- 0

0- 0

2- 3

2- 1

0- 0

0- 0

HOME

0- 0

0- 0

2- 1

0- 2

0- 0

0- 0

AWAY

0- 0

0- 0

0- 2

0- 0

0- 0

0- 0

NEUTRAL

0- 0

0- 0

0- 0

RPI 1-25

RPI 26-50

RPI 51-100

RPI 101+

Team's RPI: 313

RPI S Opponent Score

RPI S Opponent Score

RPI S Opponent Score

RPI S Opponent Score

34 A North Carolina 62 83

89 N Seton Hall 64 71

128 A Appalachian St. 65 68

134 A High Point 75 82

158 A Georgia St. 63 70

171 H Mercer 58 71

185 N Eastern Mich. 49 44

206 H Coastal Caro. 71 78

232 H Liberty 48 45

237 A Furman 61 64

245 H Samford 55 54

255 A Campbell 49 53

272 A Richmond 48 59

278 A Wofford 66 93

331 H Western Caro. 71 59

346 A N. C. Central 57 66

LAST 12 Division I GAMES:

245 H Samford 55 54

278 A Wofford 66 93

237 A Furman 61 64

272 A Richmond 48 59

206 H Coastal Caro. 71 78

89 N Seton Hall 64 71

331 H Western Caro. 71 59

171 H Mercer 58 71

185 N Eastern Mich. 49 44

232 H Liberty 48 45

346 A N. C. Central 57 66

34 A North Carolina 62 83

Non-Div I Games:

Pfeiffer

92 23

UNC Pembroke

72 32

Lees-McRae

92 36

Young Harris

62 29

UNC Greensboro

Loss, Non-Conf, S Site, H Home A Away N Neutral

Average RPI Win:	251	WON-LOST	WINNING	LAST 10	STRENGTH OF	OPP. STRENGTH	TEAM	ADJ.	CONF.	ADJ CONF.
Average RPI Loss:	106	RECORD	PCT. RANK	GAMES	SCHEDULE	OF SCHEDULE	RPI	RPI	RPI	RPI
DIV. I ONLY	9- 7	132	6-4	200	215	138	138	10	10	
DIV. I NON-CONF.	5- 4	139	0- 0	291	291	183	183	12	12	

TOTALS	RPI 1-25	RPI 26-50	W-L RECORDS	RPI 51-100	RPI 101-150	RPI 150+				
9- 7	0- 0	1- 1	OVERALL	0- 1	1- 4	7- 1				
6- 0	0- 0	1- 0	HOME	0- 0	1- 0	4- 0				
3- 7	0- 0	0- 1	AWAY	0- 1	0- 4	3- 1				
0- 0	0- 0	0- 0	NEUTRAL	0- 0	0- 0	0- 0				
5- 4	0- 0	0- 1	NON-CONFERENCE	0- 1	0- 2	5- 0				
3- 0	0- 0	0- 0	HOME	0- 0	0- 0	3- 0				
2- 4	0- 0	0- 1	AWAY	0- 1	0- 2	2- 0				
0- 0	0- 0	0- 0	NEUTRAL	0- 0	0- 0	0- 0				
4- 3	0- 0	1- 0	CONFERENCE	0- 0	1- 2	2- 1				
3- 0	0- 0	1- 0	HOME	0- 0	1- 0	1- 0				
1- 3	0- 0	0- 0	AWAY	0- 0	0- 2	1- 1				
0- 0	0- 0	0- 0	NEUTRAL	0- 0	0- 0	0- 0				

RPI	S	Opponent	Score	RPI	S	Opponent	Score	RPI	S	Opponent	Score	RPI	S	Opponent	Score	Team's RPI: 138
34	A	North Carolina	55 82	55	A	Ohio	72 95	105	A	Pittsburgh	56 60	109	A	Drexel	55 67	
45	H	James Madison	66 63					122	H	Towson	77 73	126	A	VCU	47 58	
								129	A	William & Mary	64 70	186	A	Delaware	53 65	
								192	A	Elon	75 70	242	A	East Carolina	71 68	
								293	H	Col. of Charleston	71 49	328	H	Presbyterian	63 48	
								339	H	Grand Canyon	77 55	346	A	N.C. Central	89 82	
								348	H	Longwood	35 33					

LAST 12 Division I GAMES:																
122	H	Towson	77 73	109	A	Drexel	55 67									
45	H	James Madison	66 63	186	A	Delaware	53 65									
192	A	Elon	75 70	348	H	Longwood	35 33									
129	A	William & Mary	64 70	105	A	Pittsburgh	56 60									
293	H	Col. of Charleston	71 49	34	A	North Carolina	55 82									
242	A	East Carolina	71 68	126	A	VCU	47 58									

Non-Div I Games: Fayetteville St. 72 54 Belmont Abbey 74 58

UNCW

Average RPI	Win:	216	WON-LOST	WINNING	LAST 10	STRENGTH OF	OPP. STRENGTH	TEAM	ADJ.	CONF.	ADJ CONF.
Average RPI	Loss:	64	RECORD	PCT. RANK	GAMES	SCHEDULE	OF SCHEDULE	RPI	RPI	RPI	RPI
DIV. I ONLY		11- 7	114	7-3	103	123	77	77	12	12	
DIV. I NON-CONF.		6- 5	143	0- 1	81	41	71	71	14	14	

TOTALS	RPI 1-25		RPI 26-50		W-L RECORDS	RPI 51-100		RPI 101-150		RPI 150+	
11- 7	0- 3		0- 0		OVERALL	1- 2		2- 1		8- 1	
6- 1	0- 1		0- 0		HOME	1- 0		0- 0		5- 0	
5- 5	0- 2		0- 0		AWAY	0- 1		2- 1		3- 1	
0- 1	0- 0		0- 0		NEUTRAL	0- 1		0- 0		0- 0	
6- 5	0- 2		0- 0		NON-CONFERENCE	1- 2		1- 1		4- 0	
4- 0	0- 0		0- 0		HOME	1- 0		0- 0		3- 0	
2- 4	0- 2		0- 0		AWAY	0- 1		1- 1		1- 0	
0- 1	0- 0		0- 0		NEUTRAL	0- 1		0- 0		0- 0	
5- 2	0- 1		0- 0		CONFERENCE	0- 0		1- 0		4- 1	
2- 1	0- 1		0- 0		HOME	0- 0		0- 0		2- 0	
3- 1	0- 0		0- 0		AWAY	0- 0		1- 0		2- 1	
0- 0	0- 0		0- 0		NEUTRAL	0- 0		0- 0		0- 0	

RPI	S	Opponent	Score	RPI	S	Opponent	Score	RPI	S	Opponent	Score	RPI	S	Opponent	Score
8	A	Iowa	57 83					52	A	Kansas St.	62 72	111	A	Northern Ill.	59 70
11	A	Marquette	61 102					60	N	Boise St.	60 61	125	A	IUPUI	53 40
15	H	Drake	64 88					85	H	Creighton	65 55	149	A	Bradley	81 78
												169	A	Indiana St.	71 51
												186	H	Delaware	79 67
												191	A	Illinois St.	64 66
												217	H	North Dakota	64 60
												222	H	Loyola Chicago	64 52
												275	A	Long Beach St.	71 64
												302	H	Valparaiso	71 52
												311	H	Omaha	79 50
												338	A	Evansville	74 46

LAST 12 Division I GAMES:															
169	A	Indiana St.	71 51	111	A	Northern Ill.	59 70								
338	A	Evansville	74 46	11	A	Marquette	61 102								
15	H	Drake	64 88	191	A	Illinois St.	64 66								
222	H	Loyola Chicago	64 52	52	A	Kansas St.	62 72								
302	H	Valparaiso	71 52	311	H	Omaha	79 50								
149	A	Bradley	81 78	8	A	Iowa	57 83								

Non-Div I Games: Minnesota St. 73 56

UNI

Average RPI Win:	228	WON-LOST	WINNING	LAST 10	STRENGTH OF	OPP. STRENGTH	TEAM	ADJ.	CONF.	ADJ CONF.
Average RPI Loss:	130	RECORD	PCT. RANK	GAMES	SCHEDULE	OF SCHEDULE	RPI	RPI	RPI	RPI
DIV. I ONLY	6- 13	267	5-5	114	158	224	224	14	14	
DIV. I NON-CONF.	2- 9	297	0- 1	90	214	275	275	13	13	

TOTALS	RPI 1-25	RPI 26-50	W-L RECORDS	RPI 51-100	RPI 101-150	RPI 150+				
6- 13	0- 1	1- 2	OVERALL	0- 4	0- 1	5- 5				
5- 5	0- 1	1- 0	HOME	0- 3	0- 0	4- 1				
1- 8	0- 0	0- 2	AWAY	0- 1	0- 1	1- 4				
0- 0	0- 0	0- 0	NEUTRAL	0- 0	0- 0	0- 0				
2- 9	0- 1	0- 0	NON-CONFERENCE	0- 4	0- 1	2- 3				
2- 5	0- 1	0- 0	HOME	0- 3	0- 0	2- 1				
0- 4	0- 0	0- 0	AWAY	0- 1	0- 1	0- 2				
0- 0	0- 0	0- 0	NEUTRAL	0- 0	0- 0	0- 0				
4- 4	0- 0	1- 2	CONFERENCE	0- 0	0- 0	3- 2				
3- 0	0- 0	1- 0	HOME	0- 0	0- 0	2- 0				
1- 4	0- 0	0- 2	AWAY	0- 0	0- 0	1- 2				
0- 0	0- 0	0- 0	NEUTRAL	0- 0	0- 0	0- 0				

RPI	S	Opponent	Score	RPI	S	Opponent	Score	RPI	S	Opponent	Score	RPI	S	Opponent	Score	Team's RPI: 224
13	H	Gonzaga	59 70	44	A	New Mexico	77 80	51	H	Southern California	72 86	139	A	Portland St.	49 58	
				44	H	New Mexico	66 57	56	A	Duke	38 66	151	A	UC Irvine	55 57	
				46	A	Wyoming	62 90	73	H	Middle Tenn.	62 66	212	H	Florida	56 53	
								93	H	Wright St.	52 68	214	A	Colorado St.	49 52	
												234	H	Air Force	66 56	
												241	H	San Diego St.	71 57	
												256	A	Nevada	62 70	
												261	H	Hawaii	61 66	
												298	A	South Carolina St.	49 58	
												318	H	UC Santa Barbara	69 51	
												319	A	San Jose St.	53 43	

LAST 12 Division I GAMES:																
				73	H	Middle Tenn.	62 66	298	A	South Carolina St.	49 58					
				256	A	Nevada	62 70	212	H	Florida	56 53					
				241	H	San Diego St.	71 57	44	H	New Mexico	66 57					
				44	A	New Mexico	77 80	46	A	Wyoming	62 90					
				319	A	San Jose St.	53 43	214	A	Colorado St.	49 52					
				234	H	Air Force	66 56	261	H	Hawaii	61 66					

Non-Div I Games:

UNLV

Average RPI Win:	322	WON-LOST	WINNING	LAST 10	STRENGTH OF	OPP. STRENGTH	TEAM	ADJ.	CONF.	ADJ CONF.
Average RPI Loss:	232	RECORD	PCT. RANK	GAMES	SCHEDULE	OF SCHEDULE	RPI	RPI	RPI	RPI
DIV. I ONLY	3- 13	320	3-7	343	338	341	341	28	28	
DIV. I NON-CONF.	1- 7	319	0- 0	331	333	341	341	29	29	

TOTALS	RPI 1-25	RPI 26-50	W-L RECORDS	RPI 51-100	RPI 101-150	RPI 150+				
3- 13	0- 0	0- 0	OVERALL	0- 2	0- 1	3- 10				
1- 3	0- 0	0- 0	HOME	0- 0	0- 1	1- 2				
2- 10	0- 0	0- 0	AWAY	0- 2	0- 0	2- 8				
0- 0	0- 0	0- 0	NEUTRAL	0- 0	0- 0	0- 0				
1- 7	0- 0	0- 0	NON-CONFERENCE	0- 2	0- 0	1- 5				
0- 0	0- 0	0- 0	HOME	0- 0	0- 0	0- 0				
1- 7	0- 0	0- 0	AWAY	0- 2	0- 0	1- 5				
0- 0	0- 0	0- 0	NEUTRAL	0- 0	0- 0	0- 0				
2- 6	0- 0	0- 0	CONFERENCE	0- 0	0- 1	2- 5				
1- 3	0- 0	0- 0	HOME	0- 0	0- 1	1- 2				
1- 3	0- 0	0- 0	AWAY	0- 0	0- 0	1- 3				
0- 0	0- 0	0- 0	NEUTRAL	0- 0	0- 0	0- 0				

RPI 1-25				RPI 26-50				RPI 51-100				RPI 101+ Team's RPI: 341					
RPI	S	Opponent	Score	RPI	S	Opponent	Score	RPI	S	Opponent	Score	RPI	S	Opponent	Score		
								78	A	Virginia Tech	45	96	134	H	High Point	61	87
								97	A	Nebraska	64	87	190	H	UNC Asheville	86	93
												193	A	Hampton	43	67	
												237	A	Furman	67	78	
												242	A	East Carolina	53	63	
												247	A	Gardner-Webb	72	92	
												273	A	Winthrop	76	50	
												298	A	South Carolina St.	66	71	
												311	A	Omaha	69	96	
												328	A	Presbyterian	54	70	
												331	A	Western Caro.	64	68	
												336	H	Charleston So.	75	78	
												346	A	N.C. Central	82	63	
												348	H	Longwood	72	67	
LAST 12 Division I GAMES:																	
				247	A	Gardner-Webb	72	92				193	A	Hampton	43	67	
				336	H	Charleston So.	75	78				348	H	Longwood	72	67	
				190	H	UNC Asheville	86	93				242	A	East Carolina	53	63	
				328	A	Presbyterian	54	70				331	A	Western Caro.	64	68	
				273	A	Winthrop	76	50				298	A	South Carolina St.	66	71	
				134	H	High Point	61	87				346	A	N.C. Central	82	63	

Non-Div I Games: Brevard 71 53 Converse 69 51 UNKNOWN 101 53

USC Upstate

Average RPI Win: 217

Average RPI Loss: 95

WON-LOST
RECORDWINNING
PCT. RANKLAST 10
GAMESSTRENGTH OF
SCHEDULEOPP. STRENGTH
OF SCHEDULETEAM
RPIADJ.
RPICONF.
RPIADJ CONF.
RPIDIV. I ONLY
DIV. I NON-CONF.15- 5
8- 349
728-2
0- 0267
287108
121114
138114
13813
1513
15

TOTALS

RPI 1-25

RPI 26-50

W-L RECORDS

RPI 51-100

RPI 101-150

RPI 150+

15- 5

0- 0

0- 1

OVERALL

1- 2

1- 1

13- 1

7- 2

0- 0

0- 1

HOME

0- 1

1- 0

6- 0

8- 3

0- 0

0- 0

AWAY

1- 1

0- 1

7- 1

0- 0

0- 0

0- 0

NEUTRAL

0- 0

0- 0

0- 0

8- 3

0- 0

0- 1

NON-CONFERENCE

1- 1

0- 1

7- 0

3- 2

0- 0

0- 1

HOME

0- 1

0- 0

3- 0

5- 1

0- 0

0- 0

AWAY

1- 0

0- 1

4- 0

0- 0

0- 0

0- 0

NEUTRAL

0- 0

0- 0

0- 0

7- 2

0- 0

0- 0

CONFERENCE

0- 1

1- 0

6- 1

4- 0

0- 0

0- 0

HOME

0- 0

1- 0

3- 0

3- 2

0- 0

0- 0

AWAY

0- 1

0- 0

3- 1

0- 0

0- 0

0- 0

NEUTRAL

0- 0

0- 0

0- 0

RPI 1-25

RPI 26-50

RPI 51-100

RPI 101+

Team's RPI: 114

RPI S Opponent Score

RPI S Opponent Score

RPI S Opponent Score

RPI S Opponent Score

49 H Arkansas 65 66

51 H Southern California 61 73

128 H Appalachian St. 99 94

80 A Little Rock 65 68

137 A Fresno St. 61 70

91 A Houston 65 61

158 A Georgia St. 48 50

158 H Georgia St. 69 45

175 A Oral Roberts 80 62

176 H Grambling 78 54

187 A Arkansas St. 100 73

198 A SMU 66 41

206 H Coastal Caro. 79 53

248 A San Francisco 80 73

254 A Louisiana 76 61

263 H UTSA 53 48

271 A Ga. Southern 74 53

271 H Ga. Southern 81 48

310 H Jackson St. 99 63

321 A Incarnate Word 97 49

LAST 12 Division I GAMES:

271 H Ga. Southern 81 48

254 A Louisiana 76 61

80 A Little Rock 65 68

158 H Georgia St. 69 45

187 A Arkansas St. 100 73

158 A Georgia St. 48 50

206 H Coastal Caro. 79 53

198 A SMU 66 41

128 H Appalachian St. 99 94

51 H Southern California 61 73

271 A Ga. Southern 74 53

263 H UTSA 53 48

U
T
A
r
l
i
n
g
t
o
nU
T
A
r
l
i
n
g
t
o
n

Non-Div I Games:

UT Arlington

Loss, Non-Conf, S Site, H Home A Away N Neutral

UT Martin				Through Games Of Jan. 30, 2019								
Average RPI Win:	248	WON-LOST	WINNING	LAST 10		STRENGTH OF	OPP. STRENGTH	TEAM	ADJ.	CONF.	ADJ	CONF.
Average RPI Loss:	118	RECORD	PCT. RANK	GAMES		SCHEDULE	OF SCHEDULE	RPI	RPI	RPI	RPI	RPI
DIV. I ONLY		12- 5	69	8-2		304	181	132	132	21	21	
DIV. I NON-CONF.		6- 3	91	0- 0		225	86	91	91	20	20	

TOTALS	RPI 1-25		RPI 26-50		W-L RECORDS		RPI 51-100		RPI 101-150		RPI 150+	
12- 5	0- 1		0- 0		OVERALL		0- 1		1- 2		11- 1	
8- 0	0- 0		0- 0		HOME		0- 0		0- 0		8- 0	
4- 5	0- 1		0- 0		AWAY		0- 1		1- 2		3- 1	
0- 0	0- 0		0- 0		NEUTRAL		0- 0		0- 0		0- 0	
6- 3	0- 1		0- 0		NON-CONFERENCE		0- 1		1- 1		5- 0	
4- 0	0- 0		0- 0		HOME		0- 0		0- 0		4- 0	
2- 3	0- 1		0- 0		AWAY		0- 1		1- 1		1- 0	
0- 0	0- 0		0- 0		NEUTRAL		0- 0		0- 0		0- 0	
6- 2	0- 0		0- 0		CONFERENCE		0- 0		0- 1		6- 1	
4- 0	0- 0		0- 0		HOME		0- 0		0- 0		4- 0	
2- 2	0- 0		0- 0		AWAY		0- 0		0- 1		2- 1	
0- 0	0- 0		0- 0		NEUTRAL		0- 0		0- 0		0- 0	

RPI 1-25				RPI 26-50				RPI 51-100				RPI 101+				Team's RPI: 132	
RPI	S	Opponent	Score	RPI	S	Opponent	Score	RPI	S	Opponent	Score	RPI	S	Opponent	Score		
4	A	Louisville	62 102					63	A	Northwestern	64 90	121	A	Chattanooga	81 79		
												125	A	IUPUI	72 73		
												131	A	Morehead St.	75 85		
												161	H	Southern Ill.	95 94		
												187	H	Arkansas St.	97 91		
												207	A	Southeast Mo. St.	80 73		
												211	H	SIUE	68 55		
												245	H	Samford	89 68		
												268	A	Eastern Ill.	71 77		
												268	H	Eastern Ill.	90 66		
												303	H	Austin Peay	74 65		
												307	H	Murray St.	75 67		
												314	A	Eastern Ky.	87 61		
												316	H	Mississippi Val.	110 51		
												334	A	Lipscomb	62 53		
LAST 12 Division I GAMES:																	
131	A	Morehead St.	75 85	211	H	SIUE	68 55										
314	A	Eastern Ky.	87 61	268	H	Eastern Ill.	90 66										
303	H	Austin Peay	74 65	316	H	Mississippi Val.	110 51										
307	H	Murray St.	75 67	334	A	Lipscomb	62 53										
207	A	Southeast Mo. St.	80 73	4	A	Louisville	62 102										
268	A	Eastern Ill.	71 77	121	A	Chattanooga	81 79										

Average RPI Win:	283	WON-LOST	WINNING	LAST 10	STRENGTH OF	OPP. STRENGTH	TEAM	ADJ.	CONF.	ADJ CONF.
Average RPI Loss:	142	RECORD	PCT. RANK	GAMES	SCHEDULE	OF SCHEDULE	RPI	RPI	RPI	RPI
DIV. I ONLY	4- 16	313	2-8	97	286	269	269	16	16	
DIV. I NON-CONF.	3- 10	278	0- 0	178	324	302	302	18	18	

TOTALS	RPI 1-25	RPI 26-50	W-L RECORDS	RPI 51-100	RPI 101-150	RPI 150+				
4- 16	0- 0	0- 1	OVERALL	0- 4	0- 2	4- 9				
2- 7	0- 0	0- 0	HOME	0- 1	0- 2	2- 4				
1- 8	0- 0	0- 1	AWAY	0- 3	0- 0	1- 4				
1- 1	0- 0	0- 0	NEUTRAL	0- 0	0- 0	1- 1				
3- 10	0- 0	0- 1	NON-CONFERENCE	0- 1	0- 1	3- 7				
2- 5	0- 0	0- 0	HOME	0- 0	0- 1	2- 4				
0- 4	0- 0	0- 1	AWAY	0- 1	0- 0	0- 2				
1- 1	0- 0	0- 0	NEUTRAL	0- 0	0- 0	1- 1				
1- 6	0- 0	0- 0	CONFERENCE	0- 3	0- 1	1- 2				
0- 2	0- 0	0- 0	HOME	0- 1	0- 1	0- 0				
1- 4	0- 0	0- 0	AWAY	0- 2	0- 0	1- 2				
0- 0	0- 0	0- 0	NEUTRAL	0- 0	0- 0	0- 0				

U
T
E
PU
T
E
P

RPI 1-25				RPI 26-50				RPI 51-100				RPI 101+ Team's RPI: 269			
RPI	S	Opponent	Score	RPI	S	Opponent	Score	RPI	S	Opponent	Score	RPI	S	Opponent	Score
				44	A	New Mexico	51 69	54	A	Rice	42 76	139	H	Portland St.	61 89
								64	A	Old Dominion	59 78	145	H	UAB	48 74
								65	A	Arizona	40 62	153	N	Akron	57 64
								73	H	Middle Tenn.	49 79	155	A	Tulsa	45 66
												160	H	Abilene Christian	69 70
												164	A	Charlotte	39 62
												170	H	New Mexico St.	65 69
												184	A	North Texas	51 70
												187	H	Arkansas St.	66 67
												202	H	Nicholls St.	56 58
												235	N	Western Ill.	84 72
												263	A	UTSA	73 60
												283	H	CSU Bakersfield	53 47
												308	A	Weber St.	63 68
												350	H	Alcorn	77 51
LAST 12 Division I GAMES:															
				73	H	Middle Tenn.	49 79	164	A	Charlotte	39 62				
				145	H	UAB	48 74	64	A	Old Dominion	59 78				
				54	A	Rice	42 76	153	N	Akron	57 64				
				184	A	North Texas	51 70	235	N	Western Ill.	84 72				
				263	A	UTSA	73 60	65	A	Arizona	40 62				
				155	A	Tulsa	45 66	139	H	Portland St.	61 89				

Non-Div I Games:

UTEP

Average RPI Win: **283**
 Average RPI Loss: **173**

WON-LOST
RECORD

WINNING
PCT. RANK

LAST 10
GAMES

STRENGTH OF
SCHEDULE

OPP. STRENGTH
OF SCHEDULE

TEAM
RPI

ADJ.
RPI

CONF.
RPI

ADJ CONF.
RPI

DIV. I ONLY	7- 10	224	3-7	255	250	257	257	30	30
DIV. I NON-CONF.	4- 7	228	0- 0	164	172	214	214	30	30

TOTALS	RPI 1-25	RPI 26-50	W-L RECORDS	RPI 51-100	RPI 101-150	RPI 150+			
7- 10	0- 2	0- 1	OVERALL	0- 0	0- 0	7- 7			
4- 4	0- 0	0- 1	HOME	0- 0	0- 0	4- 3			
3- 6	0- 2	0- 0	AWAY	0- 0	0- 0	3- 4			
0- 0	0- 0	0- 0	NEUTRAL	0- 0	0- 0	0- 0			
4- 7	0- 2	0- 1	NON-CONFERENCE	0- 0	0- 0	4- 4			
2- 3	0- 0	0- 1	HOME	0- 0	0- 0	2- 2			
2- 4	0- 2	0- 0	AWAY	0- 0	0- 0	2- 2			
0- 0	0- 0	0- 0	NEUTRAL	0- 0	0- 0	0- 0			
3- 3	0- 0	0- 0	CONFERENCE	0- 0	0- 0	3- 3			
2- 1	0- 0	0- 0	HOME	0- 0	0- 0	2- 1			
1- 2	0- 0	0- 0	AWAY	0- 0	0- 0	1- 2			
0- 0	0- 0	0- 0	NEUTRAL	0- 0	0- 0	0- 0			

RPI 1-25				RPI 26-50				RPI 51-100				RPI 101+ Team's RPI: 257			
RPI	S	Opponent	Score	RPI	S	Opponent	Score	RPI	S	Opponent	Score	RPI	S	Opponent	Score
2	A	Baylor	37 98	31	H	Texas	66 81					170	A	New Mexico St.	63 71
19	A	Texas A&M	61 84									199	A	Massachusetts	70 74
												204	H	Prairie View	57 50
												225	H	Texas Southern	55 69
												254	H	Louisiana	75 60
												259	H	Utah Valley	55 57
												263	A	UTSA	58 61
												277	A	Canisius	57 53
												279	A	A&M-Corpus Christi	70 57
												279	H	A&M-Corpus Christi	49 59
												283	A	CSU Bakersfield	63 68
												285	H	California Baptist	60 56
												339	A	Grand Canyon	66 50
												340	H	Seattle U	69 56

LAST 12 Division I GAMES:															
259	H	Utah Valley	55 57	170	A	New Mexico St.	63 71								
339	A	Grand Canyon	66 50	340	H	Seattle U	69 56								
283	A	CSU Bakersfield	63 68	31	H	Texas	66 81								
285	H	California Baptist	60 56	225	H	Texas Southern	55 69								
2	A	Baylor	37 98	279	A	A&M-Corpus Christi	70 57								
19	A	Texas A&M	61 84	254	H	Louisiana	75 60								

Non-Div I Games: Texas Lutheran 82 38 UNKNOWN 74 43

UTRGV

Loss, **Non-Conf**, **S Site**, **H Home** **A Away** **N Neutral**

Average RPI Win:	252	WON-LOST	WINNING	LAST 10	STRENGTH OF	OPP. STRENGTH	TEAM	ADJ.	CONF.	ADJ CONF.
Average RPI Loss:	137	RECORD	PCT. RANK	GAMES	SCHEDULE	OF SCHEDULE	RPI	RPI	RPI	RPI
DIV. I ONLY	4- 13	301	3-7	96	236	263	263	16	16	
DIV. I NON-CONF.	3- 7	256	0- 0	197	252	293	293	18	18	

TOTALS	RPI 1-25	RPI 26-50	W-L RECORDS	RPI 51-100	RPI 101-150	RPI 150+				
4- 13	0- 0	0- 1	OVERALL	0- 4	0- 3	4- 5				
3- 6	0- 0	0- 0	HOME	0- 1	0- 2	3- 3				
1- 6	0- 0	0- 1	AWAY	0- 3	0- 1	1- 1				
0- 1	0- 0	0- 0	NEUTRAL	0- 0	0- 0	0- 1				
3- 7	0- 0	0- 1	NON-CONFERENCE	0- 1	0- 2	3- 3				
3- 3	0- 0	0- 0	HOME	0- 0	0- 1	3- 2				
0- 3	0- 0	0- 1	AWAY	0- 1	0- 1	0- 0				
0- 1	0- 0	0- 0	NEUTRAL	0- 0	0- 0	0- 1				
1- 6	0- 0	0- 0	CONFERENCE	0- 3	0- 1	1- 2				
0- 3	0- 0	0- 0	HOME	0- 1	0- 1	0- 1				
1- 3	0- 0	0- 0	AWAY	0- 2	0- 0	1- 1				
0- 0	0- 0	0- 0	NEUTRAL	0- 0	0- 0	0- 0				

RPI	S	Opponent	Score	RPI	S	Opponent	Score	RPI	S	Opponent	Score	RPI	S	Opponent	Score	Team's RPI: 263
31	A	Texas	54 98	54	A	Rice	54 85	114	A	UT Arlington	48 53	125	H	IUPUI	50 58	
				64	A	Old Dominion	47 72	145	H	UAB	42 59	164	A	Charlotte	54 66	
				73	H	Middle Tenn.	52 72	178	H	Utah St.	56 62	179	H	Texas St.	60 68	
				89	A	Seton Hall	53 84	184	A	North Texas	57 54	257	H	UTRGV	61 58	
								258	H	San Diego	87 77	269	H	UTEP	60 73	
								300	N	UMBC	58 72	308	H	Weber St.	66 59	

LAST 12 Division I GAMES:																
145	H	UAB	42 59	64	A	Old Dominion	47 72	164	A	Charlotte	54 66	178	H	Utah St.	56 62	
73	H	Middle Tenn.	52 72	258	H	San Diego	87 77	31	A	Texas	54 98	308	H	Weber St.	66 59	
184	A	North Texas	57 54	179	H	Texas St.	60 68									
54	A	Rice	54 85													
269	H	UTEP	60 73													
114	A	UT Arlington	48 53													

Non-Div I Games: Concordia (TX) 78 51 Tex. A&M-Kingsville 86 55

UTSA

Loss, Non-Conf, S Site, H Home A Away N Neutral

Average RPI Win:	209	WON-LOST	WINNING	LAST 10	STRENGTH OF	OPP. STRENGTH	TEAM	ADJ.	CONF.	ADJ CONF.
Average RPI Loss:	127	RECORD	PCT. RANK	GAMES	SCHEDULE	OF SCHEDULE	RPI	RPI	RPI	RPI
DIV. I ONLY	9- 9	165	6-4	205	72	178	178	14	14	
DIV. I NON-CONF.	4- 6	212	0- 0	151	21	184	184	13	13	

TOTALS	RPI 1-25	RPI 26-50	W-L RECORDS	RPI 51-100	RPI 101-150	RPI 150+				
9- 9	0- 1	1- 2	OVERALL	0- 1	1- 3	7- 2				
4- 4	0- 1	1- 2	HOME	0- 0	0- 0	3- 1				
5- 3	0- 0	0- 0	AWAY	0- 0	1- 2	4- 1				
0- 2	0- 0	0- 0	NEUTRAL	0- 1	0- 1	0- 0				
4- 6	0- 1	0- 1	NON-CONFERENCE	0- 1	1- 2	3- 1				
1- 3	0- 1	0- 1	HOME	0- 0	0- 0	1- 1				
3- 1	0- 0	0- 0	AWAY	0- 0	1- 1	2- 0				
0- 2	0- 0	0- 0	NEUTRAL	0- 1	0- 1	0- 0				
5- 3	0- 0	1- 1	CONFERENCE	0- 0	0- 1	4- 1				
3- 1	0- 0	1- 1	HOME	0- 0	0- 0	2- 0				
2- 2	0- 0	0- 0	AWAY	0- 0	0- 1	2- 1				
0- 0	0- 0	0- 0	NEUTRAL	0- 0	0- 0	0- 0				

RPI 1-25				RPI 26-50				RPI 51-100				RPI 101+				Team's RPI: 178
RPI	S	Opponent	Score	RPI	S	Opponent	Score	RPI	S	Opponent	Score	RPI	S	Opponent	Score	
5	H	Oregon	58 88	26	H	BYU	57 62	51	N	Southern Cal i forn i a	46 55	106	A	Washington St.	72 61	
				44	H	New Mexi co	64 68					135	N	Colorado	68 78	
				46	H	Wyomi ng	50 42					137	A	Fresno St.	59 70	
												150	A	Portland	54 61	
												184	A	North Texas	57 41	
												214	A	Colorado St.	72 53	
												234	A	Air Force	48 44	
												256	H	Nevada	79 76	
												259	H	Utah Valley	67 62	
												263	A	UTSA	62 56	
												275	H	Long Beach St.	48 50	
												319	A	San Jose St.	59 68	
												319	H	San Jose St.	82 49	

LAST 12 Division I GAMES:																
214	A	Colorado St.	72 53	319	A	San Jose St.	59 68									
319	H	San Jose St.	82 49	44	H	New Mexico	64 68									
46	H	Wyomi ng	50 42	275	H	Long Beach St.	48 50									
137	A	Fresno St.	59 70	259	H	Utah Valley	67 62									
234	A	Air Force	48 44	184	A	North Texas	57 41									
256	H	Nevada	79 76	263	A	UTSA	62 56									

Non-Div I Games: Northern N.M. 106 35

Utah St.

Average RPI		Win: 296	WON-LOST RECORD	WINNING PCT. RANK	LAST 10 GAMES	STRENGTH OF SCHEDULE	OPP. STRENGTH OF SCHEDULE	TEAM RPI	ADJ. RPI	CONF. RPI	ADJ. CONF. RPI
Loss: 146											
DIV. I ONLY		8- 9	190	7-3	288	288	259	259	30	30	
DIV. I NON-CONF.		3- 7	256	0- 0	173	227	273	273	30	30	
TOTALS		RPI 1-25	RPI 26-50	W-L RECORDS		RPI 51-100	RPI 101-150	RPI 150+			
8- 9	0- 0		0- 2	OVERALL		0- 1	0- 1	8- 5			
6- 3	0- 0		0- 1	HOME		0- 0	0- 1	6- 1			
2- 6	0- 0		0- 1	AWAY		0- 1	0- 0	2- 4			
0- 0	0- 0		0- 0	NEUTRAL		0- 0	0- 0	0- 0			
3- 7	0- 0		0- 2	NON-CONFERENCE		0- 1	0- 1	3- 3			
3- 2	0- 0		0- 1	HOME		0- 0	0- 1	3- 0			
0- 5	0- 0		0- 1	AWAY		0- 1	0- 0	0- 3			
0- 0	0- 0		0- 0	NEUTRAL		0- 0	0- 0	0- 0			
5- 2	0- 0		0- 0	CONFERENCE		0- 0	0- 0	5- 2			
3- 1	0- 0		0- 0	HOME		0- 0	0- 0	3- 1			
2- 1	0- 0		0- 0	AWAY		0- 0	0- 0	2- 1			
0- 0	0- 0		0- 0	NEUTRAL		0- 0	0- 0	0- 0			

RPI 1-25				RPI 26-50				RPI 51-100				RPI 101+				Team's RPI: 259	
RPI	S	Opponent	Score	RPI	S	Opponent	Score	RPI	S	Opponent	Score	RPI	S	Opponent	Score		
				26	H	BYU	51 77	100	A	Idaho St.	68 80	150	H	Portland	60 65		
				27	A	Utah	47 85					170	A	New Mexico St.	52 58		
												174	H	UC Riverside	56 53		
												178	A	Utah St.	62 67		
												195	H	UMKC	64 68		
												219	A	Cal St. Fullerton	55 56		
												246	A	Southern Utah	59 60		
												257	A	UTRGV	57 55		
												283	H	CSU Bakersfield	78 70		
												308	H	Weber St.	65 59		
												318	H	UC Santa Barbara	63 54		
												339	H	Grand Canyon	57 46		
												340	A	Seattle U	58 55		
												345	H	Chicago St.	76 61		
LAST 12 Division I GAMES:																	
				170	A	New Mexico St.	52 58	345	H	Chicago St.	76 61						
				257	A	UTRGV	57 55	195	H	UMKC	64 68						
				340	A	Seattle U	58 55	174	H	UC Riverside	56 53						
				283	H	CSU Bakersfield	78 70	308	H	Weber St.	65 59						
				339	H	Grand Canyon	57 46	178	A	Utah St.	62 67						
				219	A	Cal St. Fullerton	55 56	100	A	Idaho St.	68 80						

Non-Div I Games:	Ottawa (AZ)	90	61	La Verne	86	79	Ari zona Chri sti an	76	68
------------------	-------------	----	----	----------	----	----	----------------------	----	----

Utah Valley

■ Loss, ■ Non-Conf, S Site, H Home A Away N Neutral

Average RPI Win:	221	WON-LOST	WINNING	LAST 10	STRENGTH OF	OPP. STRENGTH	TEAM	ADJ.	CONF.	ADJ CONF.
Average RPI Loss:	100	RECORD	PCT. RANK	GAMES	SCHEDULE	OF SCHEDULE	RPI	RPI	RPI	RPI
DIV. I ONLY	15- 6	66	9-1	257	153	126	126	17	17	
DIV. I NON-CONF.	8- 5	120	0- 0	206	163	128	128	16	16	

TOTALS	RPI 1-25	RPI 26-50	W-L RECORDS	RPI 51-100	RPI 101-150	RPI 150+				
15- 6	0- 0	0- 1	OVERALL	1- 2	4- 2	10- 1				
9- 1	0- 0	0- 0	HOME	0- 0	2- 1	7- 0				
5- 4	0- 0	0- 1	AWAY	1- 2	2- 0	2- 1				
1- 1	0- 0	0- 0	NEUTRAL	0- 0	0- 1	1- 0				
8- 5	0- 0	0- 1	NON-CONFERENCE	1- 2	3- 2	4- 0				
4- 1	0- 0	0- 0	HOME	0- 0	2- 1	2- 0				
3- 3	0- 0	0- 1	AWAY	1- 2	1- 0	1- 0				
1- 1	0- 0	0- 0	NEUTRAL	0- 0	0- 1	1- 0				
7- 1	0- 0	0- 0	CONFERENCE	0- 0	1- 0	6- 1				
5- 0	0- 0	0- 0	HOME	0- 0	0- 0	5- 0				
2- 1	0- 0	0- 0	AWAY	0- 0	1- 0	1- 1				
0- 0	0- 0	0- 0	NEUTRAL	0- 0	0- 0	0- 0				

RPI	S	Opponent	Score	RPI	S	Opponent	Score	RPI	S	Opponent	Score	RPI	S	Opponent	Score	Team's RPI: 126
34	A	North Carolina	47 59	64	A	Old Dominion	57 60	103	H	Wake Forest	53 40	124	H	Radford	49 54	
				82	A	Cincinnati	54 66	125	N	IUPUI	61 63	129	A	William & Mary	72 55	
				98	A	Georgetown	47 45	138	H	UNCW	58 47	142	A	Fordham	47 44	
								172	A	George Washington	48 57	195	H	Rhode Island	74 39	
								199	H	Massachusetts	52 48	200	H	Saint Louis	57 47	
								262	A	N. C. A&T	54 48	272	A	Richmond	68 43	
								284	H	Saint Joseph's	59 40	286	H	La Salle	68 38	
								308	N	Weber St.	64 36	347	H	Delaware St.	97 55	
								348	H	Longwood	84 55					

LAST 12 Division I GAMES:																
172	A	George Washington	48 57	199	H	Massachusetts	52 48									
195	H	Rhode Island	74 39	200	H	Saint Louis	57 47									
142	A	Fordham	47 44	347	H	Delaware St.	97 55									
272	A	Richmond	68 43	262	A	N. C. A&T	54 48									
286	H	La Salle	68 38	124	H	Radford	49 54									
284	H	Saint Joseph's	59 40	64	A	Old Dominion	57 60									

Non-Div I Games:

VCU

Average RPI	Win:	312	WON-LOST	WINNING	LAST 10	STRENGTH OF	OPP. STRENGTH	TEAM	ADJ.	CONF.	ADJ CONF.
Average RPI	Loss:	163	RECORD	PCT. RANK	GAMES	SCHEDULE	OF SCHEDULE	RPI	RPI	RPI	RPI
DIV. I ONLY	5- 14	288	2-8	301	227	302	302	12	12		
DIV. I NON-CONF.	4- 8	241	0- 0	327	309	319	319	14	14		

TOTALS	RPI 1-25	RPI 26-50	W-L RECORDS	RPI 51-100	RPI 101-150	RPI 150+					
5- 14	0- 1	0- 0	OVERALL	0- 4	0- 1	5- 8					
2- 6	0- 0	0- 0	HOME	0- 2	0- 0	2- 4					
2- 8	0- 1	0- 0	AWAY	0- 2	0- 1	2- 4					
1- 0	0- 0	0- 0	NEUTRAL	0- 0	0- 0	1- 0					
4- 8	0- 0	0- 0	NON-CONFERENCE	0- 2	0- 1	4- 5					
1- 5	0- 0	0- 0	HOME	0- 2	0- 0	1- 3					
2- 3	0- 0	0- 0	AWAY	0- 0	0- 1	2- 2					
1- 0	0- 0	0- 0	NEUTRAL	0- 0	0- 0	1- 0					
1- 6	0- 1	0- 0	CONFERENCE	0- 2	0- 0	1- 3					
1- 1	0- 0	0- 0	HOME	0- 0	0- 0	1- 1					
0- 5	0- 1	0- 0	AWAY	0- 2	0- 0	0- 2					
0- 0	0- 0	0- 0	NEUTRAL	0- 0	0- 0	0- 0					

RPI	S	Opponent	Score	RPI	S	Opponent	Score	RPI	S	Opponent	Score	RPI	S	Opponent	Score	Team's RPI: 302
15	A	Drake	53 84					59	H	Mi ami (OH)	47 68	131	A	Morehead St.	62 68	
								77	A	UNI	52 71	161	A	Southern Ill.	65 87	
								84	H	Toledo	59 65	169	H	Indiana St.	82 86	
								96	A	Missouri St.	63 108	180	A	Illinois	54 73	
												217	H	North Dakota	56 62	
												222	A	Loyol a Chi cago	54 80	
												236	H	Bowling Green	72 79	
												268	H	Eastern Ill.	62 60	
												276	N	St. Francis Brooklyn	78 76	
												305	H	North Dakota St.	48 51	
												333	A	UIC	65 75	
												335	A	Purdue Fort Wayne	68 64	
												338	H	Evansville	93 49	
												345	A	Chi cago St.	76 70	

LAST 12 Division I GAMES:																
338	H	Evansville	93 49	96	A	Missouri St.	63 108	161	A	Southern Ill.	65 87	335	A	Purdue Fort Wayne	68 64	
169	H	Indiana St.	82 86	15	A	Drake	53 84	305	H	North Dakota St.	48 51	59	H	Mi ami (OH)	47 68	
77	A	UNI	52 71	222	A	Loyol a Chi cago	54 80	268	H	Eastern Ill.	62 60					
236	H	Bowling Green	72 79													

Non-Div I Games:

Val parai so

Average RPI Win:	255	WON-LOST	WINNING	LAST 10	STRENGTH OF	OPP. STRENGTH	TEAM	ADJ.	CONF.	ADJ CONF.
Average RPI Loss:	51	RECORD	PCT. RANK	GAMES	SCHEDULE	OF SCHEDULE	RPI	RPI	RPI	RPI
DIV. I ONLY	6- 14	273	2-8	22	69	168	168	5	5	
DIV. I NON-CONF.	5- 8	224	0- 0	50	95	167	167	6	6	

TOTALS	RPI 1-25	RPI 26-50	W-L RECORDS	RPI 51-100	RPI 101-150	RPI 150+				
6- 14	0- 7	0- 1	OVERALL	0- 4	0- 2	6- 0				
5- 5	0- 2	0- 0	HOME	0- 1	0- 2	5- 0				
1- 6	0- 3	0- 1	AWAY	0- 2	0- 0	1- 0				
0- 3	0- 2	0- 0	NEUTRAL	0- 1	0- 0	0- 0				
5- 8	0- 4	0- 0	NON-CONFERENCE	0- 3	0- 1	5- 0				
4- 2	0- 1	0- 0	HOME	0- 0	0- 1	4- 0				
1- 3	0- 1	0- 0	AWAY	0- 2	0- 0	1- 0				
0- 3	0- 2	0- 0	NEUTRAL	0- 1	0- 0	0- 0				
1- 6	0- 3	0- 1	CONFERENCE	0- 1	0- 1	1- 0				
1- 3	0- 1	0- 0	HOME	0- 1	0- 1	1- 0				
0- 3	0- 2	0- 1	AWAY	0- 0	0- 0	0- 0				
0- 0	0- 0	0- 0	NEUTRAL	0- 0	0- 0	0- 0				

RPI 1-25				RPI 26-50				RPI 51-100				RPI 101+ Team's RPI: 168			
RPI	S	Opponent	Score	RPI	S	Opponent	Score	RPI	S	Opponent	Score	RPI	S	Opponent	Score
6	A	NC State	54 74	49	A	Arkansas	62 83	52	A	Kansas St.	61 72	130	H	Georgia	64 71
7	N	UConn	42 80					57	H	Auburn	70 72	146	H	North Ala.	71 74
19	H	Texas A&M	43 50					73	A	Middle Tenn.	58 65	167	A	Ball St.	60 43
20	A	South Carolina	69 80					85	N	Creighton	55 75	197	H	Ole Miss	80 68
23	A	Kentucky	55 77									245	H	Samford	77 52
24	N	Miami (FL)	65 90									290	H	Tennessee St.	89 63
25	H	Central Mich.	57 66									303	H	Austin Peay	99 70
												328	H	Presbyteria n	78 43

LAST 12 Division I GAMES:															
57	H	Auburn	70 72	20	A	South Carolina	69 80								
49	A	Arkansas	62 83	197	H	Ole Miss	80 68								
19	H	Texas A&M	43 50	85	N	Creighton	55 75								
130	H	Georgia	64 71	24	N	Miami (FL)	65 90								
23	A	Kentucky	55 77	25	H	Central Mich.	57 66								
245	H	Samford	77 52	167	A	Ball St.	60 43								

Non-Div I Games:

Vanderbilt

Average RPI Win:	277	WON-LOST	WINNING	LAST 10	STRENGTH OF	OPP. STRENGTH	TEAM	ADJ.	CONF.	ADJ CONF.
Average RPI Loss:	169	RECORD	PCT. RANK	GAMES	SCHEDULE	OF SCHEDULE	RPI	RPI	RPI	RPI

DIV. I ONLY	7- 12	243	4-6	246	271	274	274	23	23
DIV. I NON-CONF.	3- 8	267	0- 1	229	294	298	298	24	24
TOTALS	RPI 1-25	RPI 26-50	W-L RECORDS	RPI 51-100	RPI 101-150	RPI 150+			
7- 12	0- 0	0- 0	OVERALL	0- 2	0- 3	7- 7			
4- 7	0- 0	0- 0	HOME	0- 1	0- 2	4- 4			
3- 5	0- 0	0- 0	AWAY	0- 1	0- 1	3- 3			
0- 0	0- 0	0- 0	NEUTRAL	0- 0	0- 0	0- 0			
3- 8	0- 0	0- 0	NON-CONFERENCE	0- 1	0- 2	3- 5			
2- 5	0- 0	0- 0	HOME	0- 0	0- 2	2- 3			
1- 3	0- 0	0- 0	AWAY	0- 1	0- 0	1- 2			
0- 0	0- 0	0- 0	NEUTRAL	0- 0	0- 0	0- 0			
4- 4	0- 0	0- 0	CONFERENCE	0- 1	0- 1	4- 2			
2- 2	0- 0	0- 0	HOME	0- 1	0- 0	2- 1			
2- 2	0- 0	0- 0	AWAY	0- 0	0- 1	2- 1			
0- 0	0- 0	0- 0	NEUTRAL	0- 0	0- 0	0- 0			

RPI 1-25	RPI 26-50	RPI 51-100	RPI 101+	Team's RPI: 274
RPI S Opponent Score	RPI S Opponent Score	RPI S Opponent Score	RPI S Opponent Score	
		71 H Maine 51 63	104 H Yale 55 58	
		79 A Kansas 36 77	109 H Drexel 44 60	
			110 A Hartford 32 61	
			159 A South Fla. 55 102	
			166 H Stony Brook 61 67	
			195 H Rhode Island 58 61	
			203 H Rider 54 49	
			213 H Holy Cross 40 65	
			220 A Binghamton 58 57	
			251 H Dartmouth 42 66	
			260 H Albany (NY) 52 39	
			277 A Canisius 46 67	
			294 A UMass Lowell 51 54	
			300 A UMBC 58 44	
			304 A NJIT 71 63	
			325 H Wagner 56 54	
			327 H New Hampshire 69 60	
LAST 12 Division I GAMES:				
300 A UMBC 58 44	109 H Drexel 44 60			
220 A Binghamton 58 57	166 H Stony Brook 61 67			
327 H New Hampshire 69 60	294 A UMass Lowell 51 54			
110 A Hartford 32 61	79 A Kansas 36 77			
71 H Maine 51 63	277 A Canisius 46 67			
260 H Albany (NY) 52 39	159 A South Fla. 55 102			

Non-Div I Games: Norwich 78 28

Vermont

Average RPI Win:	152	WON-LOST	WINNING	LAST 10	STRENGTH OF	OPP. STRENGTH	TEAM	ADJ.	CONF.	ADJ CONF.
Average RPI Loss:	53	RECORD	PCT. RANK	GAMES	SCHEDULE	OF SCHEDULE	RPI	RPI	RPI	RPI
DIV. I ONLY	13- 7	88	5-5	49	53	43	43	6	6	
DIV. I NON-CONF.	9- 2	43	0- 0	94	77	24	24	4	4	

TOTALS	RPI 1-25	RPI 26-50	W-L RECORDS	RPI 51-100	RPI 101-150	RPI 150+				
13- 7	0- 2	0- 2	OVERALL	4- 3	4- 0	5- 0				
6- 3	0- 1	0- 2	HOME	1- 0	2- 0	3- 0				
7- 3	0- 1	0- 0	AWAY	3- 2	2- 0	2- 0				
0- 1	0- 0	0- 0	NEUTRAL	0- 1	0- 0	0- 0				
9- 2	0- 1	0- 0	NON-CONFERENCE	2- 1	3- 0	4- 0				
5- 0	0- 0	0- 0	HOME	1- 0	2- 0	2- 0				
4- 1	0- 1	0- 0	AWAY	1- 0	1- 0	2- 0				
0- 1	0- 0	0- 0	NEUTRAL	0- 1	0- 0	0- 0				
4- 5	0- 1	0- 2	CONFERENCE	2- 2	1- 0	1- 0				
1- 3	0- 1	0- 2	HOME	0- 0	0- 0	1- 0				
3- 2	0- 0	0- 0	AWAY	2- 2	1- 0	0- 0				
0- 0	0- 0	0- 0	NEUTRAL	0- 0	0- 0	0- 0				

RPI 1-25				RPI 26-50				Team's RPI: 43	RPI 51-100				RPI 101+			
RPI	S	Opponent	Score	RPI	S	Opponent	Score		RPI	S	Opponent	Score	RPI	S	Opponent	Score
11	H	Marquette	55 91	37	H	DePaul	59 66		78	N	Virginia Tech	59 61	110	H	Hartford	59 41
16	A	UCF	56 71	42	H	Butler	55 63		85	A	Creighton	54 52	123	A	St. John's (NY)	73 57
									86	H	Princeton	67 46	130	H	Georgia	62 56
									87	A	Providence	61 67	136	A	Lehigh	70 48
									89	A	Seton Hall	70 66	172	A	George Washington	60 45
									92	A	Penn	58 50	183	H	Xavier	75 71
									98	A	Georgetown	63 68	201	H	Temple	76 68
													284	A	Saint Joseph's	47 35
													286	H	La Salle	81 68
LAST 12 Division I GAMES:																
98	A	Georgetown	63 68	123	A	St. John's (NY)	73 57									
92	A	Penn	58 50	89	A	Seton Hall	70 66									
37	H	DePaul	59 66	183	H	Xavier	75 71									
11	H	Marquette	55 91	42	H	Butler	55 63									
87	A	Providence	61 67	130	H	Georgia	62 56									
85	A	Creighton	54 52	201	H	Temple	76 68									

Non-Div I Games:

Villanova

Average RPI	Win:	157	WON-LOST	WINNING	LAST 10	STRENGTH OF	OPP. STRENGTH	TEAM	ADJ.	CONF.	ADJ CONF.
Average RPI	Loss:	57	RECORD	PCT. RANK	GAMES	SCHEDULE	OF SCHEDULE	RPI	RPI	RPI	RPI
DIV. I ONLY		8- 12	228	4-6	12	41	102	102	1	1	
DIV. I NON-CONF.		6- 7	172	0- 0	30	84	121	121	1	1	

TOTALS	RPI 1-25		RPI 26-50		W-L RECORDS		RPI 51-100		RPI 101-150		RPI 150+
8- 12	0- 7		0- 1		OVERALL		2- 0		2- 3		4- 1
5- 7	0- 4		0- 0		HOME		1- 0		1- 2		3- 1
2- 4	0- 3		0- 1		AWAY		1- 0		1- 0		0- 0
1- 1	0- 0		0- 0		NEUTRAL		0- 0		0- 1		1- 0
6- 7	0- 4		0- 0		NON-CONFERENCE		1- 0		1- 2		4- 1
4- 4	0- 2		0- 0		HOME		0- 0		1- 1		3- 1
1- 2	0- 2		0- 0		AWAY		1- 0		0- 0		0- 0
1- 1	0- 0		0- 0		NEUTRAL		0- 0		0- 1		1- 0
2- 5	0- 3		0- 1		CONFERENCE		1- 0		1- 1		0- 0
1- 3	0- 2		0- 0		HOME		1- 0		0- 1		0- 0
1- 2	0- 1		0- 1		AWAY		0- 0		1- 0		0- 0
0- 0	0- 0		0- 0		NEUTRAL		0- 0		0- 0		0- 0

RPI 1-25				RPI 26-50				RPI 51-100				RPI 101+ Team's RPI: 102			
RPI	S	Opponent	Score	RPI	S	Opponent	Score	RPI	S	Opponent	Score	RPI	S	Opponent	Score
4	A	Louisville	43 91	39	A	Clemson	65 71	64	A	Old Dominion	73 67	101	N	Alabama	52 64
6	H	NC State	38 66					78	H	Virginia Tech	62 58	103	H	Wake Forest	42 52
10	H	Mississippi St.	44 72									105	A	Pittsburgh	74 57
21	H	Florida St.	61 63									108	H	American	57 54
22	A	Michigan St.	66 91									124	H	Radford	44 57
23	A	Kentucky	51 63									159	N	South Fla.	74 67
25	H	Central Mich.	61 74									164	H	Charlotte	65 61
												200	H	Saint Louis	65 67
												262	H	N. C. A&T	67 57
												315	H	Coppin St.	55 41

LAST 12 Division I GAMES:															
4	A	Louisville	43 91	103	H	Wake Forest	42 52								
6	H	NC State	38 66	105	A	Pittsburgh	74 57								
78	H	Virginia Tech	62 58	159	N	South Fla.	74 67								
39	A	Clemson	65 71	101	N	Alabama	52 64								
21	H	Florida St.	61 63	124	H	Radford	44 57								
164	H	Charlotte	65 61	108	H	American	57 54								

Non-Div I Games:

Virginia

Average RPI Win:	189	WON-LOST	WINNING	LAST 10	STRENGTH OF	OPP. STRENGTH	TEAM	ADJ.	CONF.	ADJ CONF.
Average RPI Loss:	28	RECORD	PCT. RANK	GAMES	SCHEDULE	OF SCHEDULE	RPI	RPI	RPI	RPI
DIV. I ONLY	13- 7	88	3-7	77	34	78	78	1	1	
DIV. I NON-CONF.	13- 0	1	0- 0	257	151	34	34	1	1	

TOTALS	RPI 1-25	RPI 26-50	W-L RECORDS	RPI 51-100	RPI 101-150	RPI 150+				
13- 7	1- 5	1- 1	OVERALL	1- 0	3- 1	7- 0				
8- 4	1- 3	0- 1	HOME	0- 0	2- 0	5- 0				
1- 3	0- 2	0- 0	AWAY	0- 0	0- 1	1- 0				
4- 0	0- 0	1- 0	NEUTRAL	1- 0	1- 0	1- 0				
13- 0	1- 0	1- 0	NON-CONFERENCE	1- 0	3- 0	7- 0				
8- 0	1- 0	0- 0	HOME	0- 0	2- 0	5- 0				
1- 0	0- 0	0- 0	AWAY	0- 0	0- 0	1- 0				
4- 0	0- 0	1- 0	NEUTRAL	1- 0	1- 0	1- 0				
0- 7	0- 5	0- 1	CONFERENCE	0- 0	0- 1	0- 0				
0- 4	0- 3	0- 1	HOME	0- 0	0- 0	0- 0				
0- 3	0- 2	0- 0	AWAY	0- 0	0- 1	0- 0				
0- 0	0- 0	0- 0	NEUTRAL	0- 0	0- 0	0- 0				

RPI 1-25				RPI 26-50				RPI 51-100				Team's RPI: 78		RPI 101+					
RPI	S	Opponent	Score	RPI	S	Opponent	Score	RPI	S	Opponent	Score			RPI	S	Opponent	Score		
1	H	Notre Dame	51 80	34	H	North Carolina	69 81	94	N	Ohio St.	81 73			102	A	Virginia	58 62		
6	A	NC State	61 70	43	N	Villanova	61 59							115	N	Dayton	69 57		
9	H	Syracuse	73 75											121	H	Chattanooga	74 59		
14	H	Rutgers	67 51											124	H	Radford	55 44		
21	H	Florida St.	54 56											226	H	Mt. St. Mary's	83 51		
24	A	Miami (FL)	61 68											232	A	Liberty	72 61		
														250	H	Monmouth	82 49		
														271	H	Ga. Southern	78 49		
														272	N	Richmond	85 57		
														341	H	USC Upstate	96 45		
														348	H	Longwood	93 39		
LAST 12 Division I GAMES:																			
6	A	NC State	61 70	21	H	Florida St.	54 56	34	H	North Carolina	69 81	94	N	Ohio St.	81 73	115	N	Dayton	69 57
1	H	Notre Dame	51 80	43	N	Villanova	61 59	121	H	Chattanooga	74 59	124	H	Radford	55 44	226	H	Mt. St. Mary's	83 51
102	A	Virginia	58 62					232	A	Liberty	72 61	250	H	Monmouth	82 49	271	H	Ga. Southern	78 49
9	H	Syracuse	73 75					272	N	Richmond	85 57	341	H	USC Upstate	96 45	348	H	Longwood	93 39
24	A	Miami (FL)	61 68																
348	H	Longwood	93 39																

Non-Div I Games:

Virginia Tech

Average RPI Win: 304
Average RPI Loss: 225

WON-LOST
RECORD

WINNING
PCT. RANK

LAST 10
GAMES

STRENGTH OF
SCHEDULE

OPP. STRENGTH
OF SCHEDULE

TEAM
RPI

ADJ.
RPI

CONF.
RPI

ADJ CONF.
RPI

DIV. I ONLY	4- 14	305	4-6	292	351	325	325	31	31
DIV. I NON-CONF.	1- 9	326	0- 1	283	343	338	338	31	31

TOTALS	RPI 1-25	RPI 26-50	W-L RECORDS	RPI 51-100	RPI 101-150	RPI 150+			
4- 14	0- 0	0- 0	OVERALL	0- 1	0- 2	4- 11			
2- 4	0- 0	0- 0	HOME	0- 0	0- 1	2- 3			
2- 9	0- 0	0- 0	AWAY	0- 1	0- 1	2- 7			
0- 1	0- 0	0- 0	NEUTRAL	0- 0	0- 0	0- 1			
1- 9	0- 0	0- 0	NON-CONFERENCE	0- 1	0- 2	1- 6			
0- 3	0- 0	0- 0	HOME	0- 0	0- 1	0- 2			
1- 5	0- 0	0- 0	AWAY	0- 1	0- 1	1- 3			
0- 1	0- 0	0- 0	NEUTRAL	0- 0	0- 0	0- 1			
3- 5	0- 0	0- 0	CONFERENCE	0- 0	0- 0	3- 5			
2- 1	0- 0	0- 0	HOME	0- 0	0- 0	2- 1			
1- 4	0- 0	0- 0	AWAY	0- 0	0- 0	1- 4			
0- 0	0- 0	0- 0	NEUTRAL	0- 0	0- 0	0- 0			

RPI 1-25				RPI 26-50				RPI 51-100				RPI 101+				Team's RPI: 325
RPI	S	Opponent	Score	RPI	S	Opponent	Score	RPI	S	Opponent	Score	RPI	S	Opponent	Score	
								89	A	Seton Hall	40	95				
												104	H	Yale	41	74
												142	A	Fordham	59	80
												166	A	Stony Brook	45	70
												223	A	Robert Morris	46	69
												226	H	Mt. St. Mary's	92	76
												227	A	Sacred Heart	64	72
												227	H	Sacred Heart	68	80
												238	A	Saint Francis (PA)	70	107
												265	N	Siena	71	74
												274	A	Vermont	54	56
												276	A	St. Francis Brooklyn	61	76
												287	H	Army West Point	46	61
												301	A	Central Conn. St.	75	63
												309	A	Saint Peter's	57	69
												324	H	Lafayette	43	66
												342	H	Fairleigh Dickinson	71	59
												348	A	Longwood	86	60

LAST 12 Division I GAMES:																
				223	A	Robert Morris	46	69		265	N	Siena	71	74		
				227	A	Sacred Heart	64	72		238	A	Saint Francis (PA)	70	107		
				226	H	Mt. St. Mary's	92	76		276	A	St. Francis Brooklyn	61	76		
				342	H	Fairleigh Dickinson	71	59		166	A	Stony Brook	45	70		
				227	H	Sacred Heart	68	80		287	H	Army West Point	46	61		
				301	A	Central Conn. St.	75	63		309	A	Saint Peter's	57	69		

Non-Div I Games: Staten Island 86 59

Wagner

Loss, Non-Conf, S Site, H Home A Away N Neutral

Average RPI Win:	175	WON-LOST	WINNING	LAST 10	STRENGTH OF	OPP. STRENGTH	TEAM	ADJ.	CONF.	ADJ CONF.
Average RPI Loss:	79	RECORD	PCT. RANK	GAMES	SCHEDULE	OF SCHEDULE	RPI	RPI	RPI	RPI
DIV. I ONLY	10- 10	165	4-6	29	87	103	103	1	1	
DIV. I NON-CONF.	9- 4	85	0- 0	65	300	81	81	1	1	

TOTALS	RPI 1-25	RPI 26-50	W-L RECORDS	RPI 51-100	RPI 101-150	RPI 150+				
10- 10	0- 3	1- 2	OVERALL	0- 2	3- 1	6- 2				
7- 5	0- 2	1- 1	HOME	0- 1	2- 0	4- 1				
2- 5	0- 1	0- 1	AWAY	0- 1	1- 1	1- 1				
1- 0	0- 0	0- 0	NEUTRAL	0- 0	0- 0	1- 0				
9- 4	0- 0	1- 1	NON-CONFERENCE	0- 0	2- 1	6- 2				
7- 2	0- 0	1- 1	HOME	0- 0	2- 0	4- 1				
1- 2	0- 0	0- 0	AWAY	0- 0	0- 1	1- 1				
1- 0	0- 0	0- 0	NEUTRAL	0- 0	0- 0	1- 0				
1- 6	0- 3	0- 1	CONFERENCE	0- 2	1- 0	0- 0				
0- 3	0- 2	0- 0	HOME	0- 1	0- 0	0- 0				
1- 3	0- 1	0- 1	AWAY	0- 1	1- 0	0- 0				
0- 0	0- 0	0- 0	NEUTRAL	0- 0	0- 0	0- 0				

RPI 1-25				RPI 26-50				RPI 51-100				RPI 101+ Team's RPI: 103			
RPI	S	Opponent	Score	RPI	S	Opponent	Score	RPI	S	Opponent	Score	RPI	S	Opponent	Score
1	A	Notre Dame	48 78	34	A	North Carolina	61 84	56	A	Duke	52 66	102	A	Virginia	52 42
4	H	Louisville	49 73	35	H	Indiana	73 87	83	H	Boston College	64 65	122	H	Towson	60 53
24	H	Miami (FL)	57 72	45	H	James Madison	50 49					123	H	St. John's (NY)	64 59
												126	A	VCU	40 53
												164	A	Charlotte	69 43
												171	H	Mercer	69 54
												181	H	UMES	78 67
												183	H	Xavier	50 62
												242	A	East Carolina	61 70
												270	H	Norfolk St.	63 61
												272	H	Richmond	62 48
												298	N	South Carolina St.	58 44

LAST 12 Division I GAMES:															
4	H	Louisville	49 73	102	A	Virginia	52 42								
34	A	North Carolina	61 84	56	A	Duke	52 66								
1	A	Notre Dame	48 78	298	N	South Carolina St.	58 44								
83	H	Boston College	64 65	45	H	James Madison	50 49								
24	H	Miami (FL)	57 72	181	H	UMES	78 67								
270	H	Norfolk St.	63 61	164	A	Charlotte	69 43								

Non-Div I Games:

Wake Forest

Loss,
Non-Conf,
S Site,
H Home
A Away
N Neutral

Average RPI Win: 177		WON-LOST	WINNING	LAST 10	STRENGTH OF		OPP. STRENGTH	TEAM	ADJ.	CONF.	ADJ CONF.
Loss: 50		RECORD	PCT. RANK	GAMES	SCHEDULE		OF SCHEDULE	RPI	RPI	RPI	RPI
DIV. I ONLY		8- 13	239	1-9	11		60	119	119	2	2
DIV. I NON-CONF.		7- 5	132	0- 1	79		139	114	114	2	2
TOTALS		RPI 1-25	RPI 26-50	W-L RECORDS		RPI 51-100	RPI 101-150	RPI 150+			
8- 13	0- 4	0- 4		OVERALL		2- 2	2- 3	4- 0			
6- 6	0- 2	0- 2		HOME		1- 1	2- 1	3- 0			
1- 5	0- 2	0- 2		AWAY		0- 0	0- 1	1- 0			
1- 2	0- 0	0- 0		NEUTRAL		1- 1	0- 1	0- 0			
7- 5	0- 1	0- 0		NON-CONFERENCE		2- 2	1- 2	4- 0			
5- 2	0- 1	0- 0		HOME		1- 1	1- 0	3- 0			
1- 1	0- 0	0- 0		AWAY		0- 0	0- 1	1- 0			
1- 2	0- 0	0- 0		NEUTRAL		1- 1	0- 1	0- 0			
1- 8	0- 3	0- 4		CONFERENCE		0- 0	1- 1	0- 0			
1- 4	0- 1	0- 2		HOME		0- 0	1- 1	0- 0			
0- 4	0- 2	0- 2		AWAY		0- 0	0- 0	0- 0			
0- 0	0- 0	0- 0		NEUTRAL		0- 0	0- 0	0- 0			

RPI 1-25			
RPI	S	Opponent	Score
3	A	Stanford	54 91
5	A	Oregon	71 84
5	H	Oregon	57 76
10	H	Mississippi St.	56 103

RPI 26-50			
RPI	S	Opponent	Score
27	H	Utah	43 58
28	A	California	70 79
40	A	Oregon St.	67 78
40	H	Oregon St.	39 86

RPI 51-100			
RPI	S	Opponent	Score
56	N	Duke	71 64
60	H	Boise St.	69 73
74	N	Michigan	73 80
94	H	Ohio St.	69 59

RPI 101+			
RPI	S	Opponent	Score
106	H	Washington St.	76 79
112	A	Tulane	51 63
135	H	Colorado	68 58
141	H	Montana	69 54
142	N	Fordham	57 65
189	H	George Mason	81 52
219	H	Cal St. Fullerton	83 74
244	H	Northern Ariz.	81 59
340	A	Seattle U	69 58

Team's RPI: 119			
RPI	S	Opponent	Score
106	H	Washington St.	76 79
112	A	Tulane	51 63
135	H	Colorado	68 58
141	H	Montana	69 54
142	N	Fordham	57 65
189	H	George Mason	81 52
219	H	Cal St. Fullerton	83 74
244	H	Northern Ariz.	81 59
340	A	Seattle U	69 58

LAST 12 Division I GAMES:			
142	N	Fordham	57 65
5	H	Oregon	57 76
40	H	Oregon St.	39 86
28	A	California	70 79
3	A	Stanford	54 91
27	H	Utah	43 58
60	H	Boise St.	69 73
74	N	Michigan	73 80
135	H	Colorado	68 58
40	A	Oregon St.	67 78
5	A	Oregon	71 84
106	H	Washington St.	76 79

Non-Div I Games:

Washington

Average RPI Win:	158	WON-LOST	WINNING	LAST 10	STRENGTH OF	OPP. STRENGTH	TEAM	ADJ.	CONF.	ADJ CONF.
Average RPI Loss:	53	RECORD	PCT. RANK	GAMES	SCHEDULE	OF SCHEDULE	RPI	RPI	RPI	RPI
DIV. I ONLY	7- 13	255	3-7	3	48	106	106	2	2	
DIV. I NON-CONF.	5- 6	177	1- 0	67	96	160	160	2	2	

TOTALS	RPI 1-25	RPI 26-50	W-L RECORDS	RPI 51-100	RPI 101-150	RPI 150+				
7- 13	0- 4	0- 5	OVERALL	2- 2	2- 0	3- 2				
4- 6	0- 1	0- 3	HOME	2- 1	1- 0	1- 1				
1- 6	0- 3	0- 2	AWAY	0- 0	1- 0	0- 1				
2- 1	0- 0	0- 0	NEUTRAL	0- 1	0- 0	2- 0				
5- 6	0- 1	0- 1	NON-CONFERENCE	2- 2	0- 0	3- 2				
3- 3	0- 0	0- 1	HOME	2- 1	0- 0	1- 1				
0- 2	0- 1	0- 0	AWAY	0- 0	0- 0	0- 1				
2- 1	0- 0	0- 0	NEUTRAL	0- 1	0- 0	2- 0				
2- 7	0- 3	0- 4	CONFERENCE	0- 0	2- 0	0- 0				
1- 3	0- 1	0- 2	HOME	0- 0	1- 0	0- 0				
1- 4	0- 2	0- 2	AWAY	0- 0	1- 0	0- 0				
0- 0	0- 0	0- 0	NEUTRAL	0- 0	0- 0	0- 0				

RPI 1-25				RPI 26-50				RPI 51-100				RPI 101+				Team's RPI: 106
RPI	S	Opponent	Score	RPI	S	Opponent	Score	RPI	S	Opponent	Score	RPI	S	Opponent	Score	
3	A	Stanford	64 85	27	H	Utah	68 72	60	H	Boise St.	95 71	119	A	Washington	79 76	
5	A	Oregon	58 98	28	A	Cal i forn i a	63 77	72	H	UC Davi s	62 75	135	H	Col orado	74 48	
5	H	Oregon	64 79	40	A	Oregon St.	69 76	79	N	Kansas	63 71	157	A	CSUN	52 65	
13	A	Gonzaga	53 76	40	H	Oregon St.	35 52	97	H	Nebraska	87 84	178	H	Utah St.	61 72	
				47	H	Saint Mary's (CA)	64 70					205	N	Jacksonville St.	64 51	
												243	N	Wi chi ta St.	85 59	
												248	H	San Franci sco	91 61	

LAST 12 Division I GAMES:																
40	H	Oregon St.	35 52	243	N	Wi chi ta St.	85 59									
5	H	Oregon	64 79	205	N	Jacksonville St.	64 51									
3	A	Stanford	64 85	5	A	Oregon	58 98									
28	A	Cal i forn i a	63 77	40	A	Oregon St.	69 76									
135	H	Col orado	74 48	119	A	Washington	79 76									
27	H	Utah	68 72	79	N	Kansas	63 71									

Non-Div I Games:

Washington St.

Average RPI Win:	234	WON-LOST	WINNING	LAST 10	STRENGTH OF	OPP. STRENGTH	TEAM	ADJ.	CONF.	ADJ CONF.
Average RPI Loss:	164	RECORD	PCT. RANK	GAMES	SCHEDULE	OF SCHEDULE	RPI	RPI	RPI	RPI
DIV. I ONLY	3- 15	323	1-9	238	161	308	308	15	15	
DIV. I NON-CONF.	2- 7	288	0- 0	273	205	303	303	11	11	

TOTALS	RPI 1-25	RPI 26-50	W-L RECORDS	RPI 51-100	RPI 101-150	RPI 150+				
3- 15	0- 0	0- 1	OVERALL	0- 1	1- 6	2- 7				
1- 8	0- 0	0- 0	HOME	0- 1	0- 5	1- 2				
2- 6	0- 0	0- 1	AWAY	0- 0	1- 0	1- 5				
0- 1	0- 0	0- 0	NEUTRAL	0- 0	0- 1	0- 0				
2- 7	0- 0	0- 1	NON-CONFERENCE	0- 0	0- 2	2- 4				
1- 2	0- 0	0- 0	HOME	0- 0	0- 1	1- 1				
1- 4	0- 0	0- 1	AWAY	0- 0	0- 0	1- 3				
0- 1	0- 0	0- 0	NEUTRAL	0- 0	0- 1	0- 0				
1- 8	0- 0	0- 0	CONFERENCE	0- 1	1- 4	0- 3				
0- 6	0- 0	0- 0	HOME	0- 1	0- 4	0- 1				
1- 2	0- 0	0- 0	AWAY	0- 0	1- 0	0- 2				
0- 0	0- 0	0- 0	NEUTRAL	0- 0	0- 0	0- 0				

RPI	S	Opponent	Score	RPI	S	Opponent	Score	RPI	S	Opponent	Score	RPI	S	Opponent	Score
				27	A	Utah	56 77	100	H	Idaho St.	57 70	107	H	Idaho	74 79
												113	A	Northern Colo.	55 54
												126	N	VCU	36 64
												139	H	Portland St.	59 77
												141	H	Montana	60 72
												143	H	Montana St.	59 66
												150	H	Portland	73 89
												152	A	Pepperdine	47 68
												174	H	UC Riverside	39 71
												188	H	Eastern Wash.	58 64
												244	A	Northern Ariz.	64 74
												246	A	Southern Utah	79 84
												259	A	Utah Valley	59 65
												263	A	UTSA	59 66
												269	H	UTEP	68 63
												321	A	Incarnate Word	72 64
LAST 12 Division I GAMES:															
				113	A	Northern Colo.	55 54	141	H	Montana	60 72				
				139	H	Portland St.	59 77	143	H	Montana St.	59 66				
				100	H	Idaho St.	57 70	188	H	Eastern Wash.	58 64				
				246	A	Southern Utah	79 84	174	H	UC Riverside	39 71				
				244	A	Northern Ariz.	64 74	259	A	Utah Valley	59 65				
				107	H	Idaho	74 79	27	A	Utah	56 77				

Non-Div I Games: La Verne 105 43

Weber St.

Average RPI Win:	307	WON-LOST	WINNING	LAST 10	STRENGTH OF	OPP. STRENGTH	TEAM	ADJ.	CONF.	ADJ CONF.
Average RPI Loss:	208	RECORD	PCT. RANK	GAMES	SCHEDULE	OF SCHEDULE	RPI	RPI	RPI	RPI
DIV. I ONLY	2- 16	333	2-8	203	347	331	331	25	25	
DIV. I NON-CONF.	2- 11	316	0- 0	149	344	304	304	25	25	

TOTALS	RPI 1-25	RPI 26-50	W-L RECORDS	RPI 51-100	RPI 101-150	RPI 150+				
2- 16	0- 1	0- 1	OVERALL	0- 0	0- 2	2- 12				
1- 6	0- 0	0- 0	HOME	0- 0	0- 0	1- 6				
1- 9	0- 1	0- 1	AWAY	0- 0	0- 1	1- 6				
0- 1	0- 0	0- 0	NEUTRAL	0- 0	0- 1	0- 0				
2- 11	0- 1	0- 1	NON-CONFERENCE	0- 0	0- 2	2- 7				
1- 4	0- 0	0- 0	HOME	0- 0	0- 0	1- 4				
1- 6	0- 1	0- 1	AWAY	0- 0	0- 1	1- 3				
0- 1	0- 0	0- 0	NEUTRAL	0- 0	0- 1	0- 0				
0- 5	0- 0	0- 0	CONFERENCE	0- 0	0- 0	0- 5				
0- 2	0- 0	0- 0	HOME	0- 0	0- 0	0- 2				
0- 3	0- 0	0- 0	AWAY	0- 0	0- 0	0- 3				
0- 0	0- 0	0- 0	NEUTRAL	0- 0	0- 0	0- 0				

RPI 1-25				RPI 26-50				RPI 51-100				RPI 101+ Team's RPI: 331			
RPI	S	Opponent	Score	RPI	S	Opponent	Score	RPI	S	Opponent	Score	RPI	S	Opponent	Score
23	A	Kentucky	39 99	38	A	Georgi a Tech	49 84					120	A	Tennessee Tech	58 77
												146	N	North Ala.	66 89
												171	H	Mercer	67 69
												190	A	UNC Asheville	49 74
												206	A	Coastal Caro.	59 77
												237	A	Furman	55 65
												245	H	Samford	42 75
												247	H	Gardner-Webb	52 62
												255	H	Campbell	37 63
												262	H	N. C. A&T	51 69
												273	A	Winthrop	65 57
												278	A	Wofford	65 91
												298	H	South Carolina St.	39 54
												304	A	NJIT	71 79
												313	A	UNC Greensboro	59 71
												341	H	USC Upstate	68 64

LAST 12 Division I GAMES:															
171	H	Mercer	67 69	313	A	UNC Greensboro	59 71								
237	A	Furman	55 65	245	H	Samford	42 75								
278	A	Wofford	65 91	23	A	Kentucky	39 99								
247	H	Gardner-Webb	52 62	341	H	USC Upstate	68 64								
298	H	South Carolina St.	39 54	262	H	N. C. A&T	51 69								
273	A	Winthrop	65 57	146	N	North Ala.	66 89								

Non-Div I Games: North Greenville 71 44 Young Harris 63 54

Western Caro.

Loss, Non-Conf, S Site, H Home A Away N Neutral

Average RPI Win:	261	WON-LOST	WINNING	LAST 10	STRENGTH OF	OPP. STRENGTH	TEAM	ADJ.	CONF.	ADJ CONF.
Average RPI Loss:	129	RECORD	PCT. RANK	GAMES	SCHEDULE	OF SCHEDULE	RPI	RPI	RPI	RPI
DIV. I ONLY	6- 13	267	5-5	134	185	235	235	18	18	
DIV. I NON-CONF.	2- 9	297	0- 0	89	162	256	256	17	17	

TOTALS	RPI 1-25	RPI 26-50	W-L RECORDS	RPI 51-100	RPI 101-150	RPI 150+				
6- 13	0- 1	0- 5	OVERALL	0- 0	0- 2	6- 5				
4- 3	0- 1	0- 2	HOME	0- 0	0- 0	4- 0				
1- 7	0- 0	0- 3	AWAY	0- 0	0- 1	1- 3				
1- 3	0- 0	0- 0	NEUTRAL	0- 0	0- 1	1- 2				
2- 9	0- 1	0- 3	NON-CONFERENCE	0- 0	0- 2	2- 3				
1- 2	0- 1	0- 1	HOME	0- 0	0- 0	1- 0				
0- 4	0- 0	0- 2	AWAY	0- 0	0- 1	0- 1				
1- 3	0- 0	0- 0	NEUTRAL	0- 0	0- 1	1- 2				
4- 4	0- 0	0- 2	CONFERENCE	0- 0	0- 0	4- 2				
3- 1	0- 0	0- 1	HOME	0- 0	0- 0	3- 0				
1- 3	0- 0	0- 1	AWAY	0- 0	0- 0	1- 2				
0- 0	0- 0	0- 0	NEUTRAL	0- 0	0- 0	0- 0				

RPI 1-25				RPI 26-50				RPI 51-100				RPI 101+ Team's RPI: 235			
RPI	S	Opponent	Score	RPI	S	Opponent	Score	RPI	S	Opponent	Score	RPI	S	Opponent	Score
15	H	Drake	71 98	29	A	Purdue	60 81					111	N	Northern Ill.	61 86
				32	A	South Dakota	49 92					149	A	Bradley	68 82
				33	H	South Dakota St.	84 93					163	H	Denver	87 78
				36	H	Missouri	64 89					175	A	Oral Roberts	64 68
				42	A	Butler	51 92					207	A	Southeast Mo. St.	71 81

LAST 12 Division I GAMES:															
				311	H	Omaha	78 70	32	A	South Dakota	49 92				
				217	A	North Dakota	92 80	335	H	Purdue Fort Wayne	73 59				
				305	A	North Dakota St.	60 68	237	N	Furman	85 78				
				175	A	Oral Roberts	64 68	269	N	UTEP	72 84				
				163	H	Denver	87 78	111	N	Northern Ill.	61 86				
				33	H	South Dakota St.	84 93	268	N	Eastern Ill.	62 64				

Non-Div I Games: MacMurray 136 39 William Woods 81 73

Western III.

Average RPI	Win: 204	WON-LOST	WINNING	LAST 10	STRENGTH OF	OPP. STRENGTH	TEAM	ADJ.	CONF.	ADJ CONF.
Average RPI	Loss: 64	RECORD	PCT. RANK	GAMES	SCHEDULE	OF SCHEDULE	RPI	RPI	RPI	RPI
DIV. I ONLY	10- 9	153	7-3	76	28	118	118	16	16	
DIV. I NON-CONF.	4- 8	241	0- 1	31	4	125	125	18	18	

TOTALS	RPI 1-25	RPI 26-50	W-L RECORDS	RPI 51-100	RPI 101-150	RPI 150+				
10- 9	0- 5	0- 1	OVERALL	2- 0	1- 1	7- 2				
6- 4	0- 2	0- 0	HOME	1- 0	1- 0	4- 2				
3- 3	0- 2	0- 0	AWAY	1- 0	0- 1	2- 0				
1- 2	0- 1	0- 1	NEUTRAL	0- 0	0- 0	1- 0				
4- 8	0- 5	0- 1	NON-CONFERENCE	1- 0	0- 1	3- 1				
2- 3	0- 2	0- 0	HOME	0- 0	0- 0	2- 1				
1- 3	0- 2	0- 0	AWAY	1- 0	0- 1	0- 0				
1- 2	0- 1	0- 1	NEUTRAL	0- 0	0- 0	1- 0				
6- 1	0- 0	0- 0	CONFERENCE	1- 0	1- 0	4- 1				
4- 1	0- 0	0- 0	HOME	1- 0	1- 0	2- 1				
2- 0	0- 0	0- 0	AWAY	0- 0	0- 0	2- 0				
0- 0	0- 0	0- 0	NEUTRAL	0- 0	0- 0	0- 0				

Western Ky.

Western Ky.

RPI 1-25				RPI 26-50				RPI 51-100				RPI 101+ Team's RPI: 118			
RPI	S	Opponent	Score	RPI	S	Opponent	Score	RPI	S	Opponent	Score	RPI	S	Opponent	Score
1	A	Notre Dame	53 94	40	N	Oregon St.	60 74	64	H	Old Domini on	75 60	140	A	Oklahoma	83 90
4	H	Louisville	80 102					80	A	Little Rock	68 56	144	H	Loui si ana Tech	81 76
8	H	Iowa	67 104									161	H	Southern Ill.	83 76
13	N	Gonzaga	55 76									164	H	Charlotte	76 58
25	A	Central Mich.	90 108									167	H	Ball St.	83 86
												177	H	Southern Miss.	56 69
												252	N	ETSU	82 68
												253	H	Marshall	85 55
												282	A	Fla. Atlantic	81 50
												320	A	FIU	94 82
												323	H	Morgan St.	90 43

LAST 12 Division I GAMES:															
144	H	Loui si ana Tech	81 76	13	N	Gonzaga	55 76	252	N	ETSU	82 68				
177	H	Southern Miss.	56 69	164	H	Charlotte	76 58	1	A	Notre Dame	53 94				
282	A	Fla. Atlantic	81 50	167	H	Ball St.	83 86	80	A	Little Rock	68 56				
320	A	FIU	94 82												
253	H	Marshall	85 55												
64	H	Old Domini on	75 60												

Non-Div I Games: Union (TN) 77 65 Bel larmi ne 95 57

Western Ky.

Loss, Non-Conf, S Site, H Home A Away N Neutral

Average RPI Win: 288		WON-LOST RECORD	WINNING PCT. RANK	LAST 10 GAMES	STRENGTH OF SCHEDULE	OPP. STRENGTH OF SCHEDULE	TEAM RPI	ADJ. RPI	CONF. RPI	ADJ. CONF. RPI
Average RPI Loss: 148										
DIV. I ONLY		7- 9	213	5-5	328	184	280	280	8	8
DIV. I NON-CONF.		5- 5	162	0- 0	350	257	328	328	8	8
TOTALS		RPI 1-25	RPI 26-50	W-L RECORDS		RPI 51-100	RPI 101-150	RPI 150+		
7- 9	0- 0		0- 1	OVERALL		0- 2	0- 0	7- 6		
2- 6	0- 0		0- 1	HOME		0- 2	0- 0	2- 3		
4- 2	0- 0		0- 0	AWAY		0- 0	0- 0	4- 2		
1- 1	0- 0		0- 0	NEUTRAL		0- 0	0- 0	1- 1		
5- 5	0- 0		0- 0	NON-CONFERENCE		0- 1	0- 0	5- 4		
2- 3	0- 0		0- 0	HOME		0- 1	0- 0	2- 2		
2- 1	0- 0		0- 0	AWAY		0- 0	0- 0	2- 1		
1- 1	0- 0		0- 0	NEUTRAL		0- 0	0- 0	1- 1		
2- 4	0- 0		0- 1	CONFERENCE		0- 1	0- 0	2- 2		
0- 3	0- 0		0- 1	HOME		0- 1	0- 0	0- 1		
2- 1	0- 0		0- 0	AWAY		0- 0	0- 0	2- 1		
0- 0	0- 0		0- 0	NEUTRAL		0- 0	0- 0	0- 0		

RPI 1-25				RPI 26-50				RPI 51-100				RPI 101+				Team's RPI: 280	
RPI	S	Opponent	Score	RPI	S	Opponent	Score	RPI	S	Opponent	Score	RPI	S	Opponent	Score		
				30	H	Buffalo	59 61	74	H	Michigan	42 79	153	H	Akron	59 72		
								84	H	Toledo	57 80	167	A	Ball St.	65 62		
												170	H	New Mexico St.	54 66		
												185	A	Eastern Mich.	61 64		
												197	A	Ole Miss	66 69		
												217	N	North Dakota	50 62		
												222	H	Loyola Chicago	53 64		
												236	A	Bowling Green	84 82		
												282	A	Fla. Atlantic	69 59		
												314	H	Eastern Ky.	64 53		
												332	A	Detroit Mercy	54 44		
												335	H	Purdue Fort Wayne	69 61		
												349	N	Florida A&M	69 50		
LAST 12 Division I GAMES:																	
				84	H	Toledo	57 80	167	A	Ball St.	65 62						
				185	A	Eastern Mich.	61 64	30	H	Buffalo	59 61						
				153	H	Akron	59 72	282	A	Fla. Atlantic	69 59						
				236	A	Bowling Green	84 82	332	A	Detroit Mercy	54 44						
				349	N	Florida A&M	69 50	222	H	Loyola Chicago	53 64						
				217	N	North Dakota	50 62	314	H	Eastern Ky.	64 53						

Non-Div I Games:	Saginaw Valley	75	51
------------------	----------------	----	----

Western Mich.

Loss, Non-Conf, S Site, H Home A Away N Neutral

Average RPI Win:	223	WON-LOST	WINNING	LAST 10	STRENGTH OF	OPP. STRENGTH	TEAM	ADJ.	CONF.	ADJ CONF.
Average RPI Loss:	127	RECORD	PCT. RANK	GAMES	SCHEDULE	OF SCHEDULE	RPI	RPI	RPI	RPI
DIV. I ONLY	9- 11	196	3-7	198	157	243	243	9	9	
DIV. I NON-CONF.	7- 6	153	0- 1	213	180	237	237	9	9	

TOTALS	RPI 1-25	RPI 26-50	W-L RECORDS	RPI 51-100	RPI 101-150	RPI 150+				
9- 11	0- 0	0- 1	OVERALL	1- 4	2- 2	6- 4				
8- 5	0- 0	0- 0	HOME	1- 3	1- 1	6- 1				
1- 3	0- 0	0- 0	AWAY	0- 0	1- 0	0- 3				
0- 3	0- 0	0- 1	NEUTRAL	0- 1	0- 1	0- 0				
7- 6	0- 0	0- 1	NON-CONFERENCE	1- 3	1- 2	5- 0				
7- 3	0- 0	0- 0	HOME	1- 2	1- 1	5- 0				
0- 0	0- 0	0- 0	AWAY	0- 0	0- 0	0- 0				
0- 3	0- 0	0- 1	NEUTRAL	0- 1	0- 1	0- 0				
2- 5	0- 0	0- 0	CONFERENCE	0- 1	1- 0	1- 4				
1- 2	0- 0	0- 0	HOME	0- 1	0- 0	1- 1				
1- 3	0- 0	0- 0	AWAY	0- 0	1- 0	0- 3				
0- 0	0- 0	0- 0	NEUTRAL	0- 0	0- 0	0- 0				

RPI 1-25				RPI 26-50				RPI 51-100				RPI 101+ Team's RPI: 243			
RPI	S	Opponent	Score	RPI	S	Opponent	Score	RPI	S	Opponent	Score	RPI	S	Opponent	Score
				32	N	South Dakota	64 73	63	N	Northwestern	43 65	106	N	Washington St.	59 85
								81	H	Oklahoma St.	47 60	112	A	Tulane	62 44
								85	H	Creighton	71 83	120	H	Tennessee Tech	45 55
								91	H	Houston	58 66	144	H	Louisiana Tech	70 56
								96	H	Missouri St.	63 60	155	A	Tulsa	49 63
												176	H	Grambling	70 61
												198	A	SMU	50 78
												210	H	Sam Houston St.	63 55
												221	H	Memphis	50 71
												242	A	East Carolina	56 78
												242	H	East Carolina	57 47
												337	H	Houston Baptist	68 50
												343	H	Savannah St.	66 50
												344	H	Ark.-Pine Bluff	76 39

LAST 12 Division I GAMES:															
				112	A	Tulane	62 44	106	N	Washington St.	59 85				
				91	H	Houston	58 66	242	H	East Carolina	57 47				
				198	A	SMU	50 78	343	H	Savannah St.	66 50				
				221	H	Memphis	50 71	63	N	Northwestern	43 65				
				242	A	East Carolina	56 78	176	H	Grambling	70 61				
				155	A	Tulsa	49 63	85	H	Creighton	71 83				

Non-Div I Games:

Wichita St.

Average RPI Win:	224	WON-LOST	WINNING	LAST 10	STRENGTH OF	OPP. STRENGTH	TEAM	ADJ.	CONF.	ADJ CONF.
Average RPI Loss:	119	RECORD	PCT. RANK	GAMES	SCHEDULE	OF SCHEDULE	RPI	RPI	RPI	RPI
DIV. I ONLY	11- 7	114	6-4	168	228	129	129	10	10	
DIV. I NON-CONF.	7- 4	109	0- 0	205	282	130	130	12	12	

TOTALS	RPI 1-25	RPI 26-50	W-L RECORDS	RPI 51-100	RPI 101-150	RPI 150+				
11- 7	0- 0	0- 1	OVERALL	0- 2	2- 3	9- 1				
6- 2	0- 0	0- 0	HOME	0- 0	1- 1	5- 1				
5- 5	0- 0	0- 1	AWAY	0- 2	1- 2	4- 0				
0- 0	0- 0	0- 0	NEUTRAL	0- 0	0- 0	0- 0				
7- 4	0- 0	0- 0	NON-CONFERENCE	0- 1	0- 3	7- 0				
4- 1	0- 0	0- 0	HOME	0- 0	0- 1	4- 0				
3- 3	0- 0	0- 0	AWAY	0- 1	0- 2	3- 0				
0- 0	0- 0	0- 0	NEUTRAL	0- 0	0- 0	0- 0				
4- 3	0- 0	0- 1	CONFERENCE	0- 1	2- 0	2- 1				
2- 1	0- 0	0- 0	HOME	0- 0	1- 0	1- 1				
2- 2	0- 0	0- 1	AWAY	0- 1	1- 0	1- 0				
0- 0	0- 0	0- 0	NEUTRAL	0- 0	0- 0	0- 0				

RPI 1-25				RPI 26-50				RPI 51-100				RPI 101+ Team's RPI: 129			
RPI	S	Opponent	Score	RPI	S	Opponent	Score	RPI	S	Opponent	Score	RPI	S	Opponent	Score
				45	A	James Madison	48 65	64	A	Old Dominion	69 83	110	A	Hartford	45 50
								67	A	Northeastern	74 88	122	A	Towson	80 69
												126	H	VCU	55 72
												127	A	Davidson	65 76
												138	H	UNCW	70 64
												172	H	George Washington	73 59
												192	H	Elon	65 60
												228	A	Hofstra	60 55
												240	H	Howard	88 75
												242	H	East Carolina	63 43
												270	A	Norfolk St.	55 44
												272	H	Richmond	65 55
												293	H	Col. of Charleston	54 66
												295	A	Fairfield	60 54
												296	A	Loyola Maryland	65 49
LAST 12 Division I GAMES:															
192	H	Elon	65 60	122	A	Towson	80 69								
293	H	Col. of Charleston	54 66	45	A	James Madison	48 65								
138	H	UNCW	70 64	270	A	Norfolk St.	55 44								
67	A	Northeastern	74 88	64	A	Old Dominion	69 83								
228	A	Hofstra	60 55	272	H	Richmond	65 55								
172	H	George Washington	73 59	295	A	Fairfield	60 54								

Non-Div I Games:

William & Mary

Average RPI Win:	294	WON-LOST	WINNING	LAST 10	STRENGTH OF	OPP. STRENGTH	TEAM	ADJ.	CONF.	ADJ CONF.
Average RPI Loss:	202	RECORD	PCT. RANK	GAMES	SCHEDULE	OF SCHEDULE	RPI	RPI	RPI	RPI

DIV. I ONLY	9- 10	184	5-5	332	336	273	273	28	28
DIV. I NON-CONF.	4- 6	212	0- 0	323	326	279	279	29	29

TOTALS	RPI 1-25	RPI 26-50	W-L RECORDS	RPI 51-100	RPI 101-150	RPI 150+			
9- 10	0- 0	0- 1	OVERALL	0- 0	0- 3	9- 6			
5- 3	0- 0	0- 0	HOME	0- 0	0- 0	5- 3			
4- 7	0- 0	0- 1	AWAY	0- 0	0- 3	4- 3			
0- 0	0- 0	0- 0	NEUTRAL	0- 0	0- 0	0- 0			
4- 6	0- 0	0- 1	NON-CONFERENCE	0- 0	0- 1	4- 4			
2- 1	0- 0	0- 0	HOME	0- 0	0- 0	2- 1			
2- 5	0- 0	0- 1	AWAY	0- 0	0- 1	2- 3			
0- 0	0- 0	0- 0	NEUTRAL	0- 0	0- 0	0- 0			
5- 4	0- 0	0- 0	CONFERENCE	0- 0	0- 2	5- 2			
3- 2	0- 0	0- 0	HOME	0- 0	0- 0	3- 2			
2- 2	0- 0	0- 0	AWAY	0- 0	0- 2	2- 0			
0- 0	0- 0	0- 0	NEUTRAL	0- 0	0- 0	0- 0			

RPI 1-25	RPI 26-50	RPI 51-100	RPI 101+	Team's RPI: 273
RPI S Opponent Score	RPI S Opponent Score	RPI S Opponent Score	RPI S Opponent Score	
	45 A James Madison 39 56		124 A Radford 49 70	
			130 A Georgia 39 85	
			134 A High Point 54 56	
			173 A Wisconsin 41 76	
			192 H El on 58 57	
			193 H Hampton 63 84	
			247 A Gardner-Webb 64 62	
			255 A Campbell 59 46	
			271 A Ga. Southern 55 64	
			278 A Wofford 53 70	
			293 A Col. of Charleston 71 64	
			298 A South Carolina St. 58 50	
			328 H Presbyterian 55 52	
			331 H Western Caro. 57 65	
			336 H Charleston So. 57 52	
			341 H USC Upstate 50 76	
			346 H N.C. Central 66 41	
			348 H Longwood 77 69	
LAST 12 Division I GAMES:				
	193 H Hampton 63 84	134 A High Point 54 56		
	247 A Gardner-Webb 64 62	328 H Presbyterian 55 52		
	255 A Campbell 59 46	348 H Longwood 77 69		
	124 A Radford 49 70	331 H Western Caro. 57 65		
	341 H USC Upstate 50 76	271 A Ga. Southern 55 64		
	336 H Charleston So. 57 52	192 H El on 58 57		

Non-Div I Games: Newberry 63 67

Winthrop

W
i
s
c
o
n
s
i
n

Wisc onsi n					Through Games Of Jan. 30, 2019						
Average RPI	Win:	214	WON-LOST	WINNING	LAST 10	STRENGTH OF	OPP. STRENGTH	TEAM	ADJ.	CONF.	ADJ CONF.
Average RPI	Loss:	78	RECORD	PCT. RANK	GAMES	SCHEDULE	OF SCHEDULE	RPI	RPI	RPI	RPI
DIV. I ONLY			11- 10	160	3-7	162	80	173	173	4	4
DIV. I NON-CONF.			9- 3	61	0- 0	297	194	161	161	5	5

TOTALS		RPI 1-25		RPI 26-50		W-L RECORDS		RPI 51-100	RPI 101-150	RPI 150+	
11- 10		0- 1		1- 2		OVERALL		1- 5	2- 2	7- 0	
8- 4		0- 0		1- 1		HOME		1- 2	1- 1	5- 0	
1- 5		0- 1		0- 0		AWAY		0- 3	0- 1	1- 0	
2- 1		0- 0		0- 1		NEUTRAL		0- 0	1- 0	1- 0	
9- 3		0- 0		0- 1		NON-CONFERENCE		0- 2	2- 0	7- 0	
6- 1		0- 0		0- 0		HOME		0- 1	1- 0	5- 0	
1- 1		0- 0		0- 0		AWAY		0- 1	0- 0	1- 0	
2- 1		0- 0		0- 1		NEUTRAL		0- 0	1- 0	1- 0	
2- 7		0- 1		1- 1		CONFERENCE		1- 3	0- 2	0- 0	
2- 3		0- 0		1- 1		HOME		1- 1	0- 1	0- 0	
0- 4		0- 1		0- 0		AWAY		0- 2	0- 1	0- 0	
0- 0		0- 0		0- 0		NEUTRAL		0- 0	0- 0	0- 0	

RPI 1-25				RPI 26-50				RPI 51-100				RPI 101+ Team's RPI: 173			
RPI	S	Opponent	Score	RPI	S	Opponent	Score	RPI	S	Opponent	Score	RPI	S	Opponent	Score
8	A	Iowa	53 71	29	H	Purdue	76 69	56	H	Duke	53 60	105	N	Pittsburgh	57 42
				35	H	Indiana	68 75	63	A	Northwestern	46 72	125	H	IUPUI	65 64
				49	N	Arkansas	68 69	76	A	Green Bay	46 55	148	A	Minnesota	56 74
								97	H	Nebraska	70 69	148	H	Minnesota	50 78
								99	A	Penn St.	64 71	194	A	Illwaukee	68 57
								99	H	Penn St.	59 65	253	H	Marshall	67 49
												273	H	Winthrop	76 41
												290	N	Tennessee St.	58 53
												305	H	North Dakota St.	64 53
												338	H	Evansville	96 60
												345	H	Chicago St.	85 38

LAST 12 Division I GAMES:															
63	A	Northwestern	46 72	97	H	Nebraska	70 69	148	A	Minnesota	56 74				
148	H	Minnesota	50 78	99	H	Penn St.	59 65	338	H	Evansville	96 60				
35	H	Indiana	68 75	345	H	Chicago St.	85 38	345	H	Chicago St.	85 38				
8	A	Iowa	53 71	76	A	Green Bay	46 55								
99	A	Penn St.	64 71												
29	H	Purdue	76 69												

Non-Div I Games:

Wisconsin

W
i
s
c
o
n
s
i
n

Average RPI Win: **297**
 Average RPI Loss: **184**

WON-LOST
RECORD

WINNING
PCT. RANK

LAST 10
GAMES

STRENGTH OF
SCHEDULE

OPP. STRENGTH
OF SCHEDULE

TEAM
RPI

ADJ.
RPI

CONF.
RPI

ADJ CONF.
RPI

DIV. I ONLY	7- 10	224	4-6	339	233	278	278	25	25
DIV. I NON-CONF.	5- 7	206	0- 0	307	286	247	247	25	25
<hr/>									
TOTALS	RPI 1-25	RPI 26-50	W-L RECORDS	RPI 51-100	RPI 101-150	RPI 150+			
7- 10	0- 0	0- 2	OVERALL	0- 0	0- 2	7- 6			
5- 0	0- 0	0- 0	HOME	0- 0	0- 0	5- 0			
2- 10	0- 0	0- 2	AWAY	0- 0	0- 2	2- 6			
0- 0	0- 0	0- 0	NEUTRAL	0- 0	0- 0	0- 0			
5- 7	0- 0	0- 2	NON-CONFERENCE	0- 0	0- 1	5- 4			
3- 0	0- 0	0- 0	HOME	0- 0	0- 0	3- 0			
2- 7	0- 0	0- 2	AWAY	0- 0	0- 1	2- 4			
0- 0	0- 0	0- 0	NEUTRAL	0- 0	0- 0	0- 0			
2- 3	0- 0	0- 0	CONFERENCE	0- 0	0- 1	2- 2			
2- 0	0- 0	0- 0	HOME	0- 0	0- 0	2- 0			
0- 3	0- 0	0- 0	AWAY	0- 0	0- 1	0- 2			
0- 0	0- 0	0- 0	NEUTRAL	0- 0	0- 0	0- 0			

RPI 1-25				RPI 26-50				RPI 51-100				RPI 101+ Team's RPI: 278			
RPI	S	Opponent	Score	RPI	S	Opponent	Score	RPI	S	Opponent	Score	RPI	S	Opponent	Score
				38	A	Georgi a Tech	40 81					121	A	Chattanooga	82 89
				39	A	Cl emson	77 85					128	A	Appal achi an St.	70 94
												164	A	Charl otte	63 85
												190	A	UNC Asheville	46 60
												237	A	Furman	50 63
												247	H	Gardner-Webb	59 53
												252	A	ETSU	79 92
												271	A	Ga. Southern	81 65
												273	H	Winthrop	70 53
												293	H	Col. of Charleston	78 58
												313	H	UNC Greensboro	93 66
												328	A	Presbyteri an	50 61
												331	H	Western Caro.	91 65
												346	A	N. C. Central	59 66
												348	A	Longwood	101 72
<hr/>															
LAST 12 Division I GAMES:															
				121	A	Chattanooga	82 89	237	A	Furman	50 63				
				313	H	UNC Greensboro	93 66	252	A	ETSU	79 92				
				331	H	Western Caro.	91 65	348	A	Longwood	101 72				
				38	A	Georgi a Tech	40 81	247	H	Gardner-Webb	59 53				
				128	A	Appal achi an St.	70 94	190	A	UNC Asheville	46 60				
				346	A	N. C. Central	59 66	273	H	Winthrop	70 53				

Non-Div I Games: Warren Wilson 107 30 Southern Wesleyan 110 47 Brevard 106 52

Wofford

Loss, **Non-Conf**, **S Site**, **H Home** **A Away** **N Neutral**

Average RPI Win:	220	WON-LOST	WINNING	LAST 10	STRENGTH OF	OPP. STRENGTH	TEAM	ADJ.	CONF.	ADJ CONF.
Average RPI Loss:	132	RECORD	PCT. RANK	GAMES	SCHEDULE	OF SCHEDULE	RPI	RPI	RPI	RPI

DIV. I ONLY	15- 5	49	8-2	235	206	93	93	20	20
DIV. I NON-CONF.	7- 4	109	0- 0	131	210	82	82	19	19
TOTALS	RPI 1-25	RPI 26-50	W-L RECORDS	RPI 51-100	RPI 101-150	RPI 150+			
15- 5	0- 1	0- 0	OVERALL	2- 1	2- 1	11- 2			
5- 1	0- 0	0- 0	HOME	2- 1	0- 0	3- 0			
6- 4	0- 1	0- 0	AWAY	0- 0	1- 1	5- 2			
4- 0	0- 0	0- 0	NEUTRAL	0- 0	1- 0	3- 0			
7- 4	0- 1	0- 0	NON-CONFERENCE	1- 1	1- 0	5- 2			
1- 1	0- 0	0- 0	HOME	1- 1	0- 0	0- 0			
2- 3	0- 1	0- 0	AWAY	0- 0	0- 0	2- 2			
4- 0	0- 0	0- 0	NEUTRAL	0- 0	1- 0	3- 0			
8- 1	0- 0	0- 0	CONFERENCE	1- 0	1- 1	6- 0			
4- 0	0- 0	0- 0	HOME	1- 0	0- 0	3- 0			
4- 1	0- 0	0- 0	AWAY	0- 0	1- 1	3- 0			
0- 0	0- 0	0- 0	NEUTRAL	0- 0	0- 0	0- 0			

RPI S Opponent Score	RPI S Opponent Score	RPI S Opponent Score	RPI S Opponent Score
22 A Michigan St. 68 84		75 H Belmont 63 79	109 N Drexel 71 63
		76 H Green Bay 85 67	116 A Youngstown St. 68 83
		90 H Kent St. 61 55	125 A IUPUI 78 75
			164 A Charlotte 85 88
			165 N Marist 76 60
			194 H Milwaukee 61 57
			224 A UNLV 68 52
			228 N Hofstra 93 64
			230 N Stetson 57 44
			266 A Cleveland St. 70 65
			283 A CSU Bakersfield 74 76
			288 A Northern Ky. 61 55
			306 H Oakland 69 58
			330 A Manhattan 60 44
			332 H Detroit Mercy 78 59
			333 A UIC 79 46
LAST 12 Division I GAMES:			
266 A Cleveland St. 70 65	332 H Detroit Mercy 78 59		
116 A Youngstown St. 68 83	306 H Oakland 69 58		
288 A Northern Ky. 61 55	125 A IUPUI 78 75		
194 H Milwaukee 61 57	164 A Charlotte 85 88		
76 H Green Bay 85 67	330 A Manhattan 60 44		
333 A UIC 79 46	109 N Drexel 71 63		

Non-Div I Games: Kentucky St. 83 53

Wright St.

Average RPI Win:

161

Average RPI Loss:

80

WON-LOST
RECORD

10- 5

5- 2

WINNING
PCT. RANK

82

82

LAST 10
GAMES

7-3

0- 0

STRENGTH OF
SCHEDULE

45

36

OPP. STRENGTH
OF SCHEDULE

136

56

TEAM
RPI

46

23

ADJ.
RPI

46

23

CONF.
RPI

14

13

ADJ CONF.
RPI

14

13

DIV. I ONLY
DIV. I NON-CONF.

TOTALS

RPI 1-25

RPI 26-50

W-L RECORDS

RPI 51-100

RPI 101-150

RPI 150+

10- 5

0- 0

1- 2

OVERALL

1- 2

3- 0

5- 1

7- 1

0- 0

1- 1

HOME

1- 0

2- 0

3- 0

2- 4

0- 0

0- 1

AWAY

0- 2

1- 0

1- 1

1- 0

0- 0

0- 0

NEUTRAL

0- 0

0- 0

1- 0

5- 2

0- 0

1- 1

NON-CONFERENCE

0- 1

2- 0

2- 0

4- 0

0- 0

1- 0

HOME

0- 0

2- 0

1- 0

0- 2

0- 0

0- 1

AWAY

0- 1

0- 0

0- 0

1- 0

0- 0

0- 0

NEUTRAL

0- 0

0- 0

1- 0

5- 3

0- 0

0- 1

CONFERENCE

1- 1

1- 0

3- 1

3- 1

0- 0

0- 1

HOME

1- 0

0- 0

2- 0

2- 2

0- 0

0- 0

AWAY

0- 1

1- 0

1- 1

0- 0

0- 0

0- 0

NEUTRAL

0- 0

0- 0

0- 0

RPI 1-25

RPI 26-50

Team's RPI: 46

RPI 51-100

RPI 101+

RPI S Opponent Score

RPI S Opponent Score

33 H South Dakota St. 77 70

44 H New Mexico 75 78

47 A Saint Mary's (CA) 84 90

RPI S Opponent Score

60 A Boise St. 64 72

60 H Boise St. 64 52

70 A Pacific 64 70

RPI S Opponent Score

107 H Idaho 64 61

137 A Fresno St. 63 56

143 H Montana St. 66 58

163 H Denver 78 74

178 A Utah St. 42 50

184 N North Texas 53 49

224 H UNLV 90 62

241 H San Diego St. 87 45

319 A San Jose St. 70 56

LAST 12 Division I GAMES:

319 A San Jose St. 70 56

44 H New Mexico 75 78

178 A Utah St. 42 50

241 H San Diego St. 87 45

224 H UNLV 90 62

60 A Boise St. 64 72

137 A Fresno St. 63 56

60 H Boise St. 64 52

33 H South Dakota St. 77 70

107 H Idaho 64 61

163 H Denver 78 74

143 H Montana St. 66 58

Non-Div I Games:

Chadron St.

80 33

UC-Colo. Springs

98 37

Wyoming

Average RPI Win:	223	WON-LOST	WINNING	LAST 10	STRENGTH OF	OPP. STRENGTH	TEAM	ADJ.	CONF.	ADJ CONF.
Average RPI Loss:	76	RECORD	PCT. RANK	GAMES	SCHEDULE	OF SCHEDULE	RPI	RPI	RPI	RPI
DIV. I ONLY	10- 10	165	2-8	122	115	183	183	6	6	
DIV. I NON-CONF.	9- 2	43	0- 0	276	301	135	135	4	4	

TOTALS	RPI 1-25	RPI 26-50	W-L RECORDS	RPI 51-100	RPI 101-150	RPI 150+				
10- 10	0- 1	0- 3	OVERALL	1- 4	3- 2	6- 0				
9- 5	0- 1	0- 2	HOME	1- 0	2- 2	6- 0				
1- 5	0- 0	0- 1	AWAY	0- 4	1- 0	0- 0				
0- 0	0- 0	0- 0	NEUTRAL	0- 0	0- 0	0- 0				
9- 2	0- 0	0- 0	NON-CONFERENCE	0- 1	3- 1	6- 0				
8- 1	0- 0	0- 0	HOME	0- 0	2- 1	6- 0				
1- 1	0- 0	0- 0	AWAY	0- 1	1- 0	0- 0				
0- 0	0- 0	0- 0	NEUTRAL	0- 0	0- 0	0- 0				
1- 8	0- 1	0- 3	CONFERENCE	1- 3	0- 1	0- 0				
1- 4	0- 1	0- 2	HOME	1- 0	0- 1	0- 0				
0- 4	0- 0	0- 1	AWAY	0- 3	0- 0	0- 0				
0- 0	0- 0	0- 0	NEUTRAL	0- 0	0- 0	0- 0				

RPI 1-25				RPI 26-50				RPI 51-100				RPI 101+ Team's RPI: 183			
RPI	S	Opponent	Score	RPI	S	Opponent	Score	RPI	S	Opponent	Score	RPI	S	Opponent	Score
11	H	Marquette	44 90	37	H	DePaul	71 73	82	A	Cincinnati	61 79	103	A	Wake Forest	62 50
				42	H	Butler	41 63	85	A	Creighton	62 66	120	H	Tennessee Tech	70 60
				43	A	Villanova	71 75	87	A	Providence	58 71	123	H	St. John's (NY)	57 76
								89	H	Seton Hall	63 62	146	H	North Ala.	94 81
								98	A	Georgetown	61 68	148	H	Minnesota	53 78
												236	H	Bowling Green	65 49
												239	H	Alabama St.	87 58
												295	H	Fairfield	48 35
												312	H	New Orleans	61 45
												345	H	Chicago St.	91 57
												347	H	Delaware St.	80 59
LAST 12 Division I GAMES:															
87	A	Providence	58 71	37	H	DePaul	71 73	11	H	Marquette	44 90	98	A	Georgetown	61 68
85	A	Creighton	62 66	11	H	Marquette	44 90	98	A	Georgetown	61 68	312	H	New Orleans	61 45
42	H	Butler	41 63	11	H	Marquette	44 90	239	H	Alabama St.	87 58	82	A	Cincinnati	61 79
89	H	Seton Hall	63 62	98	A	Georgetown	61 68								
123	H	St. John's (NY)	57 76												
43	A	Villanova	71 75												

Non-Div I Games:

Xavier

Average RPI Win:	248	WON-LOST	WINNING	LAST 10	STRENGTH OF	OPP. STRENGTH	TEAM	ADJ.	CONF.	ADJ CONF.
Average RPI Loss:	113	RECORD	PCT. RANK	GAMES	SCHEDULE	OF SCHEDULE	RPI	RPI	RPI	RPI
DIV. I ONLY	11- 6	98	7-3	195	274	104	104	11	11	
DIV. I NON-CONF.	10- 5	91	1- 0	190	299	86	86	10	10	

TOTALS	RPI 1-25	RPI 26-50	W-L RECORDS	RPI 51-100	RPI 101-150	RPI 150+				
11- 6	0- 0	0- 0	OVERALL	0- 3	1- 2	10- 1				
4- 0	0- 0	0- 0	HOME	0- 0	0- 0	4- 0				
4- 6	0- 0	0- 0	AWAY	0- 3	1- 2	3- 1				
3- 0	0- 0	0- 0	NEUTRAL	0- 0	0- 0	3- 0				
10- 5	0- 0	0- 0	NON-CONFERENCE	0- 3	1- 2	9- 0				
3- 0	0- 0	0- 0	HOME	0- 0	0- 0	3- 0				
4- 5	0- 0	0- 0	AWAY	0- 3	1- 2	3- 0				
3- 0	0- 0	0- 0	NEUTRAL	0- 0	0- 0	3- 0				
1- 1	0- 0	0- 0	CONFERENCE	0- 0	0- 0	1- 1				
1- 0	0- 0	0- 0	HOME	0- 0	0- 0	1- 0				
0- 1	0- 0	0- 0	AWAY	0- 0	0- 0	0- 1				
0- 0	0- 0	0- 0	NEUTRAL	0- 0	0- 0	0- 0				

RPI 1-25				RPI 26-50				RPI 51-100				RPI 101+ Team's RPI: 104					
RPI	S	Opponent	Score	RPI	S	Opponent	Score	RPI	S	Opponent	Score	RPI	S	Opponent	Score		
								69	A	SFA	57	67	111	A	Northern Ill.	80	89
								82	A	Cincinnati	52	66	116	A	Youngstown St.	58	56
								87	A	Providence	42	59	123	A	St. John's (NY)	52	56
												200	N	Saint Louis	58	52	
												208	A	Brown	71	86	
												208	H	Brown	84	72	
												216	H	Colgate	80	61	
												231	N	Niagara	67	64	
												262	N	N. C. A&T	59	49	
												274	A	Vermont	58	55	
												287	A	Army West Point	62	51	
												301	H	Central Conn. St.	58	46	
												309	H	Saint Peter's	72	56	
												325	A	Wagner	74	41	
LAST 12 Division I GAMES:																	
231	N	Niagara	67	64	262	N	N. C. A&T	59	49								
208	H	Brown	84	72	69	A	SFA	57	67								
208	A	Brown	71	86	274	A	Vermont	58	55								
200	N	Saint Louis	58	52	123	A	St. John's (NY)	52	56								
301	H	Central Conn. St.	58	46	309	H	Saint Peter's	72	56								
287	A	Army West Point	62	51	87	A	Providence	42	59								

Non-Div I Games:

Yale

Average RPI Win:	228	WON-LOST	WINNING	LAST 10	STRENGTH OF	OPP. STRENGTH	TEAM	ADJ.	CONF.	ADJ CONF.
Average RPI Loss:	102	RECORD	PCT. RANK	GAMES	SCHEDULE	OF SCHEDULE	RPI	RPI	RPI	RPI
DIV. I ONLY	13- 5	63	8-2	220	216	116	116	20	20	
DIV. I NON-CONF.	6- 3	91	0- 0	99	232	73	73	19	19	

TOTALS	RPI 1-25	RPI 26-50	W-L RECORDS	RPI 51-100	RPI 101-150	RPI 150+				
13- 5	0- 0	0- 1	OVERALL	1- 2	2- 1	10- 1				
9- 1	0- 0	0- 0	HOME	1- 0	1- 1	7- 0				
4- 4	0- 0	0- 1	AWAY	0- 2	1- 0	3- 1				
0- 0	0- 0	0- 0	NEUTRAL	0- 0	0- 0	0- 0				
6- 3	0- 0	0- 1	NON-CONFERENCE	0- 1	1- 1	5- 0				
4- 1	0- 0	0- 0	HOME	0- 0	0- 1	4- 0				
2- 2	0- 0	0- 1	AWAY	0- 1	1- 0	1- 0				
0- 0	0- 0	0- 0	NEUTRAL	0- 0	0- 0	0- 0				
7- 2	0- 0	0- 0	CONFERENCE	1- 1	1- 0	5- 1				
5- 0	0- 0	0- 0	HOME	1- 0	1- 0	3- 0				
2- 2	0- 0	0- 0	AWAY	0- 1	0- 0	2- 1				
0- 0	0- 0	0- 0	NEUTRAL	0- 0	0- 0	0- 0				

RPI 1-25				RPI 26-50				RPI 51-100				RPI 101+				Team's RPI: 116
RPI	S	Opponent	Score	RPI	S	Opponent	Score	RPI	S	Opponent	Score	RPI	S	Opponent	Score	
				48	A	Bucknell I	68 73	76	A	Green Bay	42 60	104	H	Yale	56 58	
								90	A	Kent St.	34 62	105	A	Pittsburgh	64 55	
								93	H	Wright St.	83 68	125	H	IUPUI	70 52	
												153	H	Akron	72 61	
												194	A	Milwaukee	68 71	
												222	H	Loyola Chicago	74 63	
												223	H	Robert Morris	69 59	
												238	H	Saint Francis (PA)	80 56	
												266	H	Cleveland St.	73 55	
												277	A	Canisius	62 36	
												288	H	Northern Ky.	77 66	
												306	A	Oakland	69 55	
												332	A	Detroit Mercy	85 59	
												333	H	UIC	81 29	

LAST 12 Division I GAMES:																
				93	H	Wright St.	83 68	266	H	Cleveland St.	73 55					
				76	A	Green Bay	42 60	288	H	Northern Ky.	77 66					
				194	A	Milwaukee	68 71	332	A	Detroit Mercy	85 59					
				125	H	IUPUI	70 52	48	A	Bucknell I	68 73					
				333	H	UIC	81 29	238	H	Saint Francis (PA)	80 56					
				306	A	Oakland	69 55	277	A	Canisius	62 36					

Non-Div I Games: Thiel 76 53 Carlow 90 31

Youngstown St.